

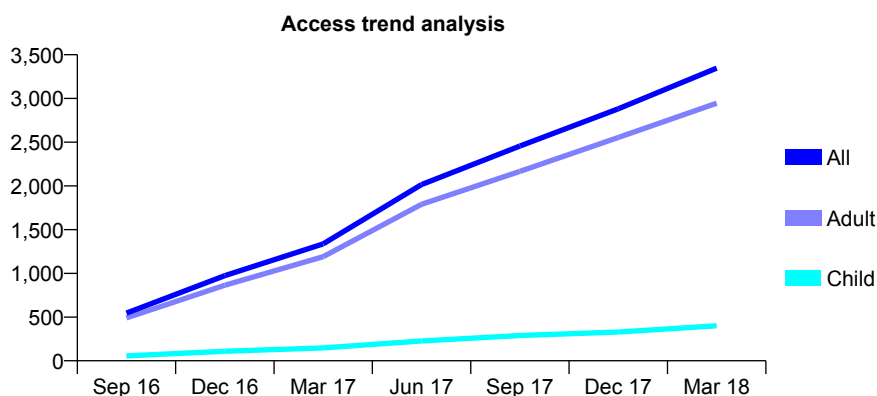
Q61 - Vital Signs At a Glance Contract Report for 100170/0000 - March 2018

Name or company name	Nilesh Patel
Contract type name	PDS Contract
Purpose of contract	General
Contract start date	01/06/2016
Contract end date	31/05/2021

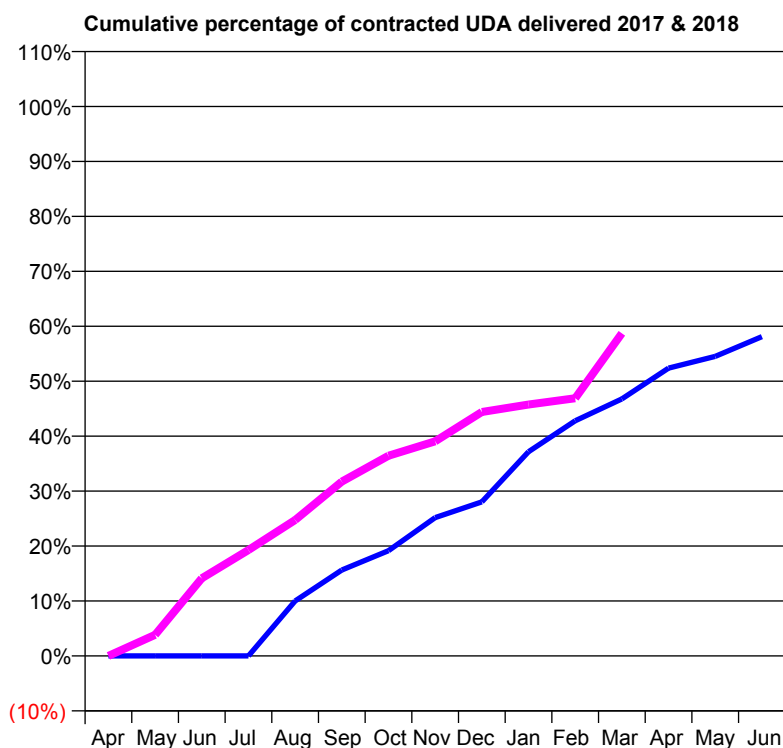
17/18 Contracted general activity (UDA)	8,650
Carry forward general activity (UDA)	0
17/18 Contracted orthodontic activity (UOA)	0
Carry forward orthodontic activity (UOA)	0
Baseline contract value	£437,926.09

ACCESS*

Patients seen in 24 months	Total	Change since previous quarter
Quarter ending March 2017	1,337	
Quarter ending June 2017	2,016	↑
Quarter ending September 2017	2,456	↑
Quarter ending December 2017	2,882	↑
Quarter ending March 2018	3,346	↑
Variance since March 2017	150.3%	↑



ACTIVITY



Month	Adjusted Scheduled Activity (UDA)	
	2017	2018
April	0	0
May	0	332
June	0	1,223
July	0	1,668
August	721	2,141
September	1,127	2,745
October	1,381	3,151
November	1,814	3,378
December	2,022	3,840
January	2,680	3,957
February	3,085	4,057
March	3,371	5,080
April	3,775	
May	3,930	
June	4,188	

QUALITY

	Quantity	Base Number	Contract	AT	Region	England
% of FP17s for the same patient ID Re-attending within 3 months - Children	16	768	2.1%	10.5%	11.5%	11.9%
% of FP17s for the same patient ID Re-attending within 3 months - Adults	84	4,331	1.9%	16.1%	16.8%	16.0%
% of FP17s for the same patient ID Re-attending between 3 & 9 months - Children	2	768	0.3%	43.4%	47.7%	58.3%
% of FP17s for the same patient ID Re-attending between 3 & 9 months - Adults	47	4,331	1.1%	35.8%	38.2%	50.3%
% of FP17s for Band 1 Urgent Courses	4,288	4,422	97.0%	10.9%	10.6%	9.1%
% of FP17s Relating to Free Repair or Replacements	0	4,422	0.0%	0.5%	0.6%	0.8%
% of FP17s Relating to Continuations	0	4,422	0.0%	0.7%	0.8%	1.0%
% of Patients satisfied with the dentistry they have received	0	0	N/A	89.7%	89.3%	91.5%
% of Patients satisfied with the time they had to wait for an appointment	0	0	N/A	82.7%	84.4%	87.9%

* This is based on patients treated on this contract for their most recent course of treatment. Figures in italics indicate the base number of FP17s or Patient Questionnaire responses are less than 100. N/A is shown where the base number of responses is less than 10 during the period. % is calculated as Quantity/Base number*100

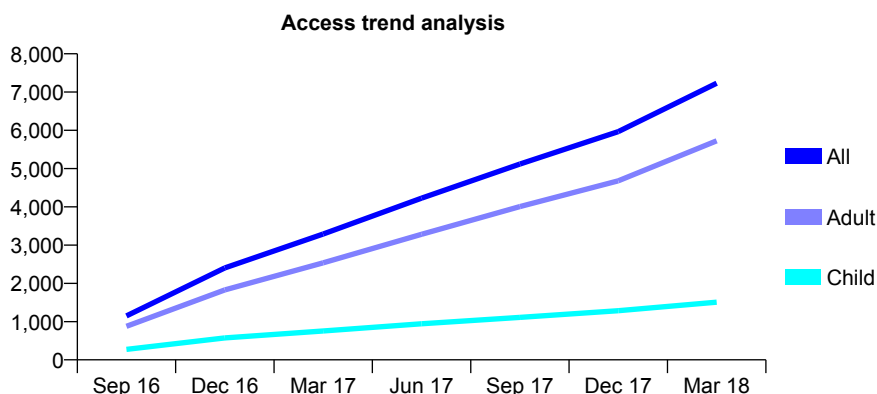
Q61 - Vital Signs At a Glance Contract Report for 100175/0000 - March 2018

Name or company name	Nilesh Patel
Contract type name	PDS Contract
Purpose of contract	General
Contract start date	13/06/2016
Contract end date	12/06/2023

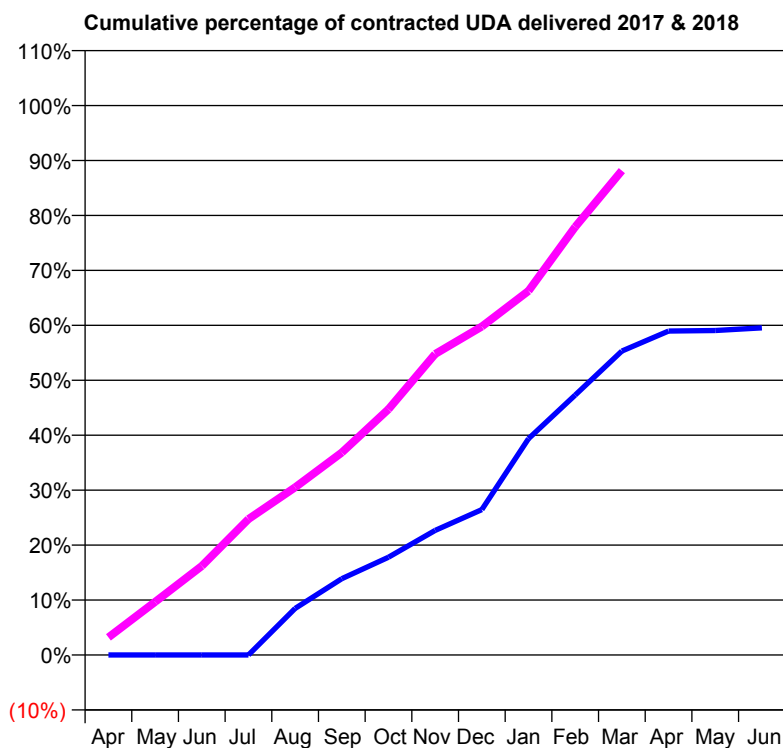
17/18 Contracted general activity (UDA)	18,000
Carry forward general activity (UDA)	0
17/18 Contracted orthodontic activity (UOA)	0
Carry forward orthodontic activity (UOA)	0
Baseline contract value	£318,591.00

ACCESS*

Patients seen in 24 months	Total	Change since previous quarter
Quarter ending March 2017	3,289	
Quarter ending June 2017	4,225	↑
Quarter ending September 2017	5,118	↑
Quarter ending December 2017	5,965	↑
Quarter ending March 2018	7,232	↑
Variance since March 2017	119.9%	↑



ACTIVITY



Month	Adjusted Scheduled Activity (UDA)	
	2017	2018
April	0	579
May	0	1,743
June	0	2,914
July	0	4,455
August	1,221	5,492
September	2,000	6,634
October	2,565	8,052
November	3,265	9,861
December	3,810	10,760
January	5,670	11,928
February	6,813	14,025
March	7,964	15,867
April	8,491	-
May	8,504	-
June	8,575	-

QUALITY

	Quantity	Base Number	Contract	AT	Region	England
% of FP17s for the same patient ID Re-attending within 3 months - Children	168	1,968	8.5%	10.5%	11.5%	11.9%
% of FP17s for the same patient ID Re-attending within 3 months - Adults	872	6,740	12.9%	16.1%	16.8%	16.0%
% of FP17s for the same patient ID Re-attending between 3 & 9 months - Children	750	1,968	38.1%	43.4%	47.7%	58.3%
% of FP17s for the same patient ID Re-attending between 3 & 9 months - Adults	1,654	6,740	24.5%	35.8%	38.2%	50.3%
% of FP17s for Band 1 Urgent Courses	2,012	8,308	24.2%	10.9%	10.6%	9.1%
% of FP17s Relating to Free Repair or Replacements	27	8,308	0.3%	0.5%	0.6%	0.8%
% of FP17s Relating to Continuations	28	8,308	0.3%	0.7%	0.8%	1.0%
% of Patients satisfied with the dentistry they have received	2	3	N/A	89.7%	89.3%	91.5%
% of Patients satisfied with the time they had to wait for an appointment	2	3	N/A	82.7%	84.4%	87.9%

* This is based on patients treated on this contract for their most recent course of treatment. Figures in italics indicate the base number of FP17s or Patient Questionnaire responses are less than 100. N/A is shown where the base number of responses is less than 10 during the period. % is calculated as Quantity/Base number*100

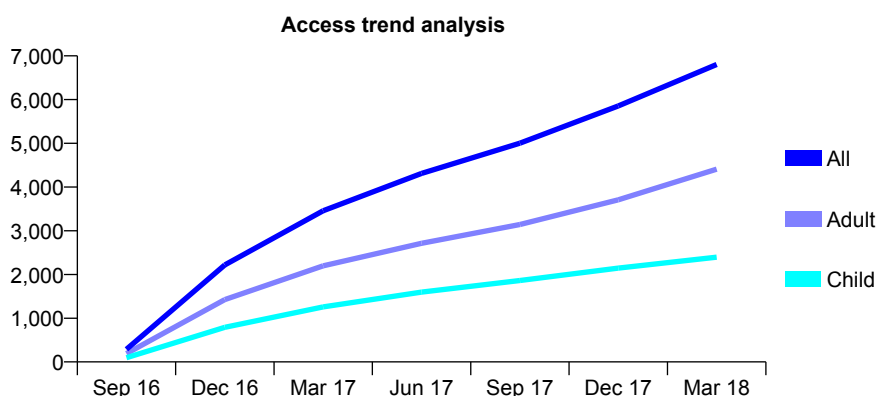
Q61 - Vital Signs At a Glance Contract Report for 100207/0000 - March 2018

Name or company name	Preventdent Limited
Contract type name	GDS Contract
Purpose of contract	General
Contract start date	19/08/2016
Contract end date	

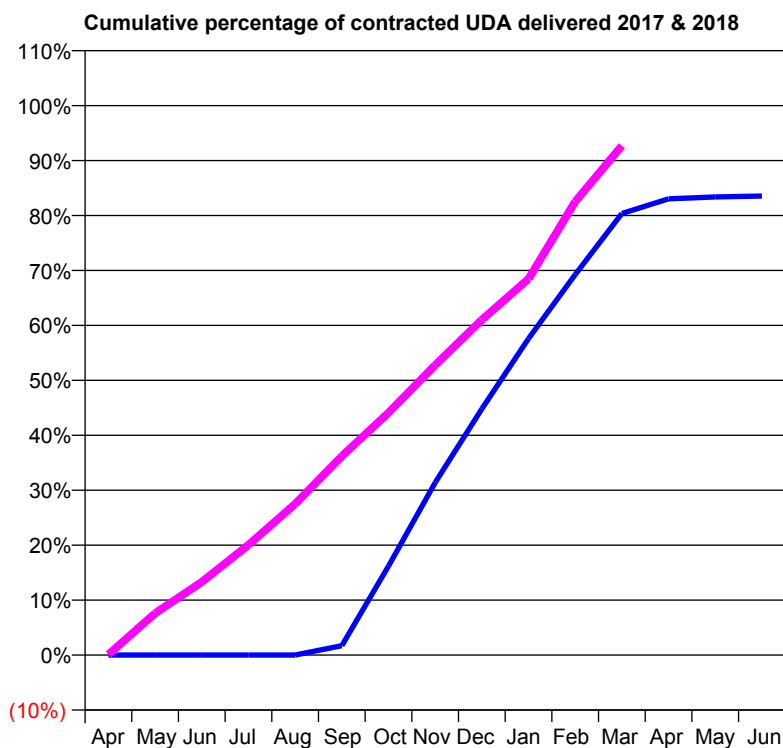
17/18 Contracted general activity (UDA)	18,367
Carry forward general activity (UDA)	539
17/18 Contracted orthodontic activity (UOA)	0
Carry forward orthodontic activity (UOA)	0
Baseline contract value	£636,202.36

ACCESS*

Patients seen in 24 months	Total	Change since previous quarter
Quarter ending March 2017	3,458	
Quarter ending June 2017	4,310	↑
Quarter ending September 2017	5,005	↑
Quarter ending December 2017	5,854	↑
Quarter ending March 2018	6,804	↑
Variance since March 2017	96.8%	↑



ACTIVITY



Month	Adjusted Scheduled Activity (UDA)	
	2017	2018
April	0	20
May	0	1,395
June	0	2,444
July	0	3,686
August	0	5,052
September	196	6,649
October	1,838	8,100
November	3,566	9,690
December	5,089	11,206
January	6,541	12,576
February	7,864	15,158
March	9,125	17,025
April	9,429	
May	9,469	
June	9,487	

QUALITY

	Quantity	Base Number	Contract	AT	Region	England
% of FP17s for the same patient ID Re-attending within 3 months - Children	298	3,492	8.5%	10.5%	11.5%	11.9%
% of FP17s for the same patient ID Re-attending within 3 months - Adults	760	5,512	13.8%	16.1%	16.8%	16.0%
% of FP17s for the same patient ID Re-attending between 3 & 9 months - Children	1,500	3,492	43.0%	43.4%	47.7%	58.3%
% of FP17s for the same patient ID Re-attending between 3 & 9 months - Adults	1,715	5,512	31.1%	35.8%	38.2%	50.3%
% of FP17s for Band 1 Urgent Courses	1,129	8,828	12.8%	10.9%	10.6%	9.1%
% of FP17s Relating to Free Repair or Replacements	26	8,828	0.3%	0.5%	0.6%	0.8%
% of FP17s Relating to Continuations	30	8,828	0.3%	0.7%	0.8%	1.0%
% of Patients satisfied with the dentistry they have received	3	3	N/A	89.7%	89.3%	91.5%
% of Patients satisfied with the time they had to wait for an appointment	3	3	N/A	82.7%	84.4%	87.9%

* This is based on patients treated on this contract for their most recent course of treatment. Figures in italics indicate the base number of FP17s or Patient Questionnaire responses are less than 100. N/A is shown where the base number of responses is less than 10 during the period. % is calculated as Quantity/Base number*100

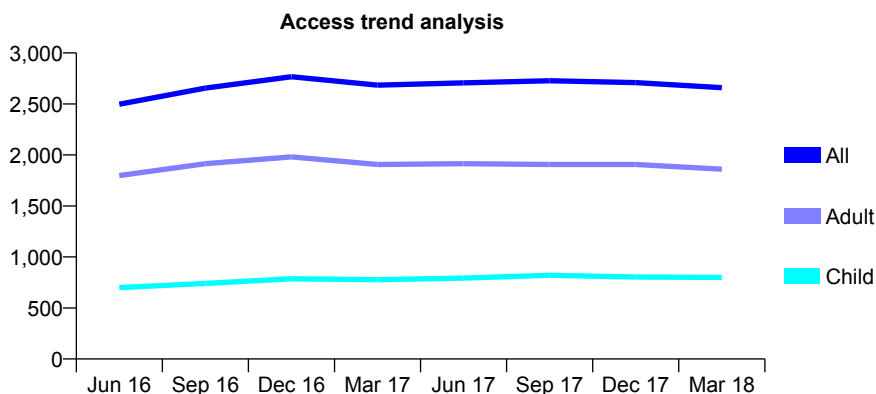
Q61 - Vital Signs At a Glance Contract Report for 101281/0037 - March 2018

Name or company name	OASIS DENTAL CARE LTD
Contract type name	GDS Contract
Purpose of contract	General
Contract start date	01/04/2006
Contract end date	

17/18 Contracted general activity (UDA)	5,905
Carry forward general activity (UDA)	-118
17/18 Contracted orthodontic activity (UOA)	0
Carry forward orthodontic activity (UOA)	0
Baseline contract value	£139,954.96

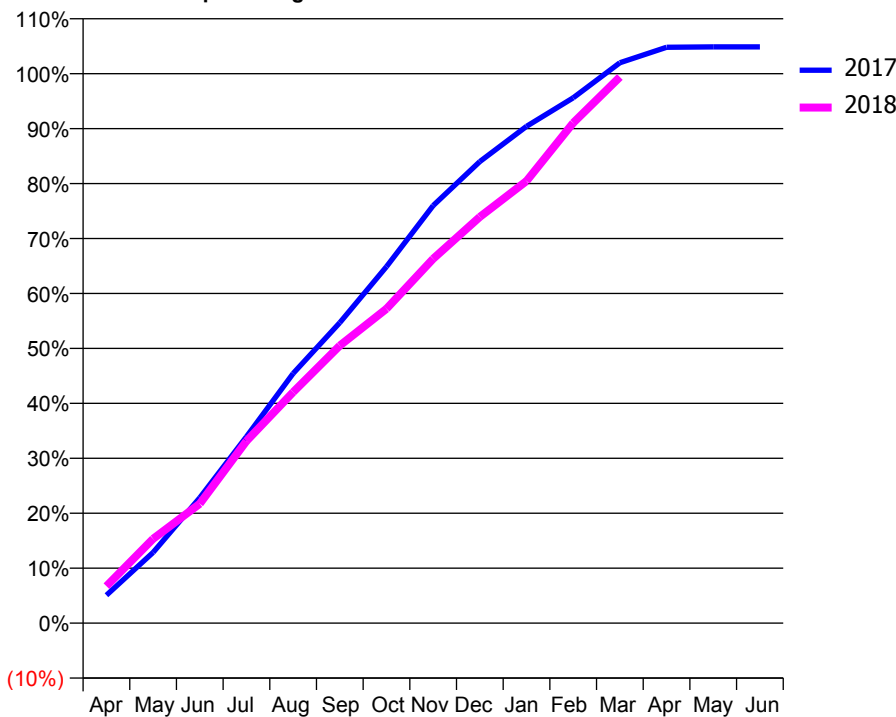
ACCESS*

Patients seen in 24 months	Total	Change since previous quarter
Quarter ending March 2017	2,684	
Quarter ending June 2017	2,707	→
Quarter ending September 2017	2,727	→
Quarter ending December 2017	2,709	→
Quarter ending March 2018	2,660	↓
Variance since March 2017	(0.9%)	→



ACTIVITY

Cumulative percentage of contracted UDA delivered 2017 & 2018



Month	Adjusted Scheduled Activity (UDA)	
	2017	2018
April	300	398
May	760	907
June	1,348	1,284
July	2,004	1,957
August	2,683	2,483
September	3,229	2,983
October	3,831	3,378
November	4,487	3,915
December	4,961	4,365
January	5,339	4,751
February	5,645	5,376
March	6,022	5,869
April	6,188	
May	6,193	
June	6,193	

QUALITY

	Quantity	Base Number	Contract	AT	Region	England
% of FP17s for the same patient ID Re-attending within 3 months - Children	74	1,236	6.0%	10.5%	11.5%	11.9%
% of FP17s for the same patient ID Re-attending within 3 months - Adults	352	2,435	14.5%	16.1%	16.8%	16.0%
% of FP17s for the same patient ID Re-attending between 3 & 9 months - Children	777	1,236	62.9%	43.4%	47.7%	58.3%
% of FP17s for the same patient ID Re-attending between 3 & 9 months - Adults	1,262	2,435	51.8%	35.8%	38.2%	50.3%
% of FP17s for Band 1 Urgent Courses	316	3,564	8.9%	10.9%	10.6%	9.1%
% of FP17s Relating to Free Repair or Replacements	10	3,564	0.3%	0.5%	0.6%	0.8%
% of FP17s Relating to Continuations	68	3,564	1.9%	0.7%	0.8%	1.0%
% of Patients satisfied with the dentistry they have received	0	0	N/A	89.7%	89.3%	91.5%
% of Patients satisfied with the time they had to wait for an appointment	0	0	N/A	82.7%	84.4%	87.9%

* This is based on patients treated on this contract for their most recent course of treatment. Figures in italics indicate the base number of FP17s or Patient Questionnaire responses are less than 100. N/A is shown where the base number of responses is less than 10 during the period. % is calculated as Quantity/Base number*100

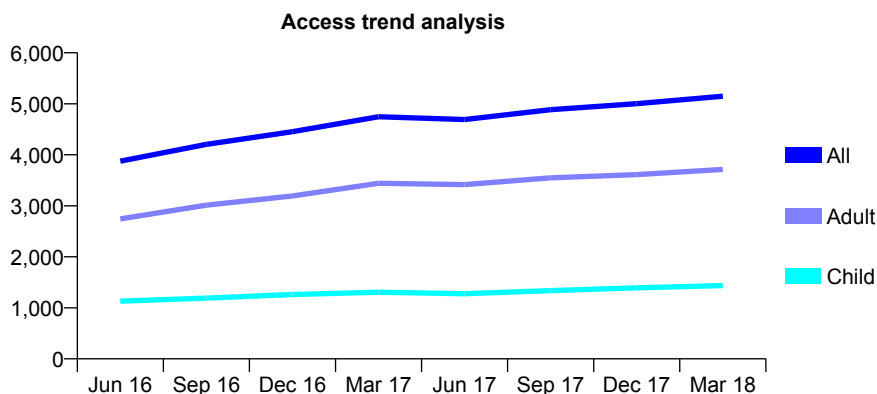
Q61 - Vital Signs At a Glance Contract Report for 101370/0143 - March 2018

Name or company name	Petrie Tucker and Partners Ltd
Contract type name	GDS Contract
Purpose of contract	General and Orthodontic
Contract start date	01/04/2015
Contract end date	

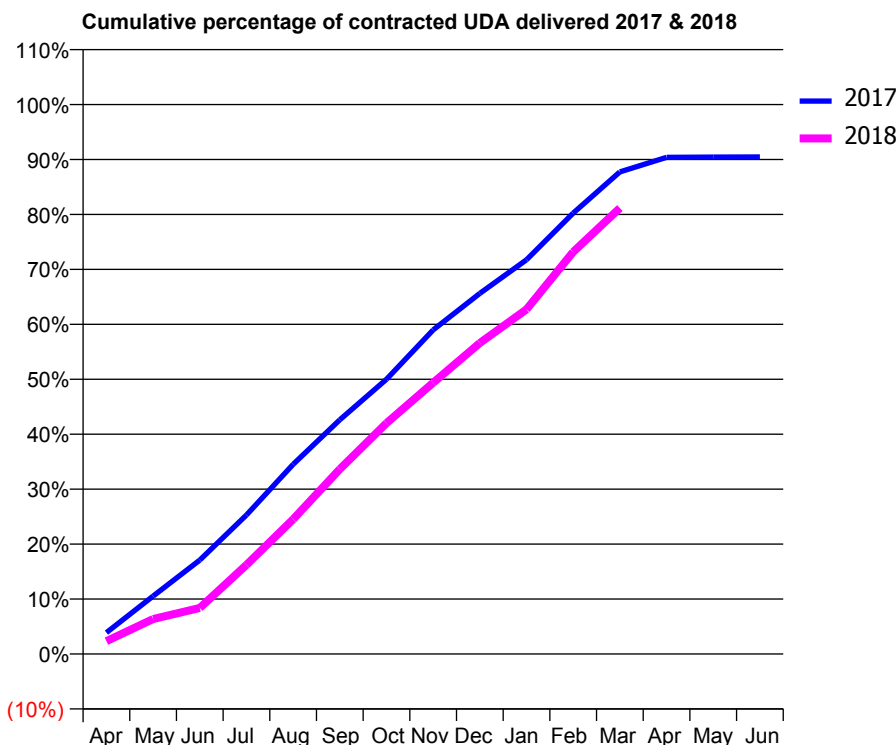
17/18 Contracted general activity (UDA)	18,993
Carry forward general activity (UDA)	0
17/18 Contracted orthodontic activity (UOA)	1,381
Carry forward orthodontic activity (UOA)	0
Baseline contract value	£565,410.28

ACCESS*

Patients seen in 24 months	Total	Change since previous quarter
Quarter ending March 2017	4,746	
Quarter ending June 2017	4,691	↓
Quarter ending September 2017	4,885	↑
Quarter ending December 2017	5,002	↑
Quarter ending March 2018	5,150	↑
Variance since March 2017	8.5%	↑



ACTIVITY



Month	Adjusted Scheduled Activity (UDA)	
	2017	2018
April	741	446
May	2,003	1,209
June	3,245	1,591
July	4,807	3,079
August	6,555	4,659
September	8,095	6,391
October	9,495	7,980
November	11,203	9,375
December	12,464	10,751
January	13,626	11,912
February	15,239	13,898
March	16,664	15,414
April	17,167	
May	17,175	
June	17,179	

QUALITY

	Quantity	Base Number	Contract	AT	Region	England
% of FP17s for the same patient ID Re-attending within 3 months - Children	197	2,217	8.9%	10.5%	11.5%	11.9%
% of FP17s for the same patient ID Re-attending within 3 months - Adults	535	4,250	12.6%	16.1%	16.8%	16.0%
% of FP17s for the same patient ID Re-attending between 3 & 9 months - Children	1,221	2,217	55.1%	43.4%	47.7%	58.3%
% of FP17s for the same patient ID Re-attending between 3 & 9 months - Adults	1,820	4,250	42.8%	35.8%	38.2%	50.3%
% of FP17s for Band 1 Urgent Courses	443	6,083	7.3%	10.9%	10.6%	9.1%
% of FP17s Relating to Free Repair or Replacements	41	6,083	0.7%	0.5%	0.6%	0.8%
% of FP17s Relating to Continuations	118	6,083	1.9%	0.7%	0.8%	1.0%
% of Patients satisfied with the dentistry they have received	4	4	N/A	89.7%	89.3%	91.5%
% of Patients satisfied with the time they had to wait for an appointment	3	4	N/A	82.7%	84.4%	87.9%

* This is based on patients treated on this contract for their most recent course of treatment. Figures in italics indicate the base number of FP17s or Patient Questionnaire responses are less than 100. N/A is shown where the base number of responses is less than 10 during the period. % is calculated as Quantity/Base number*100

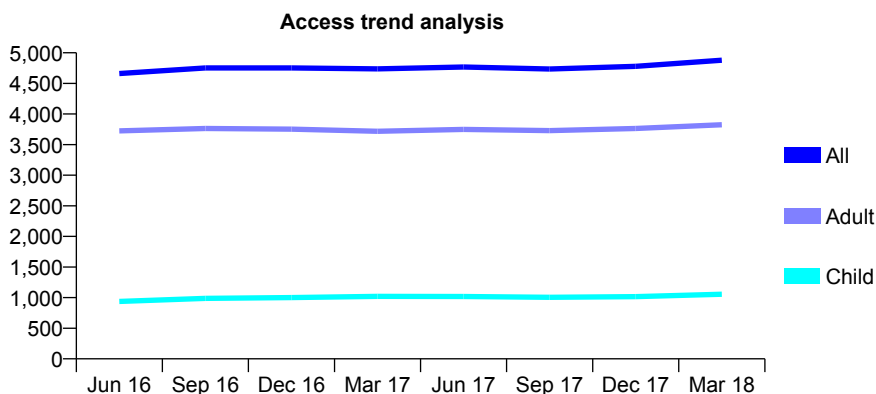
Q61 - Vital Signs At a Glance Contract Report for 101435/0015 - March 2018

Name or company name	IDH Limited
Contract type name	GDS Contract
Purpose of contract	General
Contract start date	01/04/2006
Contract end date	

17/18 Contracted general activity (UDA)	15,246
Carry forward general activity (UDA)	0
17/18 Contracted orthodontic activity (UOA)	0
Carry forward orthodontic activity (UOA)	0
Baseline contract value	£398,892.60

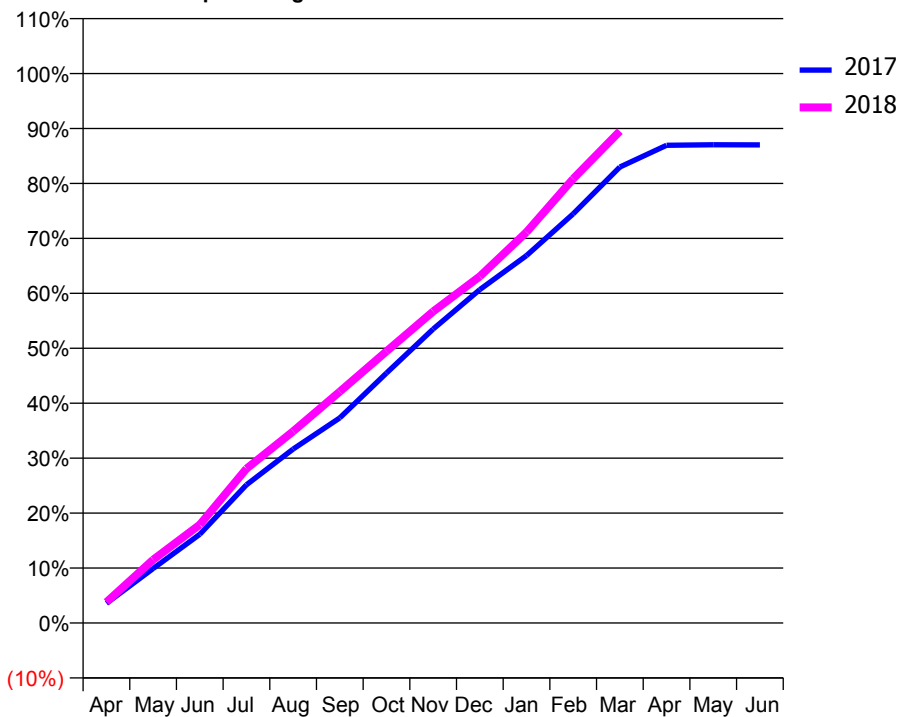
ACCESS*

Patients seen in 24 months	Total	Change since previous quarter
Quarter ending March 2017	4,738	
Quarter ending June 2017	4,767	→
Quarter ending September 2017	4,735	→
Quarter ending December 2017	4,779	→
Quarter ending March 2018	4,880	↑
Variance since March 2017	3.0%	↑



ACTIVITY

Cumulative percentage of contracted UDA delivered 2017 & 2018



Month	Adjusted Scheduled Activity (UDA)	
	2017	2018
April	547	580
May	1,511	1,754
June	2,461	2,728
July	3,835	4,284
August	4,825	5,317
September	5,691	6,422
October	6,937	7,537
November	8,156	8,646
December	9,253	9,617
January	10,196	10,848
February	11,353	12,327
March	12,653	13,646
April	13,255	
May	13,268	
June	13,264	

QUALITY

	Quantity	Base Number	Contract	AT	Region	England
% of FP17s for the same patient ID Re-attending within 3 months - Children	110	1,160	9.5%	10.5%	11.5%	11.9%
% of FP17s for the same patient ID Re-attending within 3 months - Adults	692	4,170	16.6%	16.1%	16.8%	16.0%
% of FP17s for the same patient ID Re-attending between 3 & 9 months - Children	491	1,160	42.3%	43.4%	47.7%	58.3%
% of FP17s for the same patient ID Re-attending between 3 & 9 months - Adults	1,430	4,170	34.3%	35.8%	38.2%	50.3%
% of FP17s for Band 1 Urgent Courses	546	5,127	10.6%	10.9%	10.6%	9.1%
% of FP17s Relating to Free Repair or Replacements	85	5,127	1.7%	0.5%	0.6%	0.8%
% of FP17s Relating to Continuations	109	5,127	2.1%	0.7%	0.8%	1.0%
% of Patients satisfied with the dentistry they have received	5	5	N/A	89.7%	89.3%	91.5%
% of Patients satisfied with the time they had to wait for an appointment	4	5	N/A	82.7%	84.4%	87.9%

* This is based on patients treated on this contract for their most recent course of treatment. Figures in italics indicate the base number of FP17s or Patient Questionnaire responses are less than 100. N/A is shown where the base number of responses is less than 10 during the period. % is calculated as Quantity/Base number*100

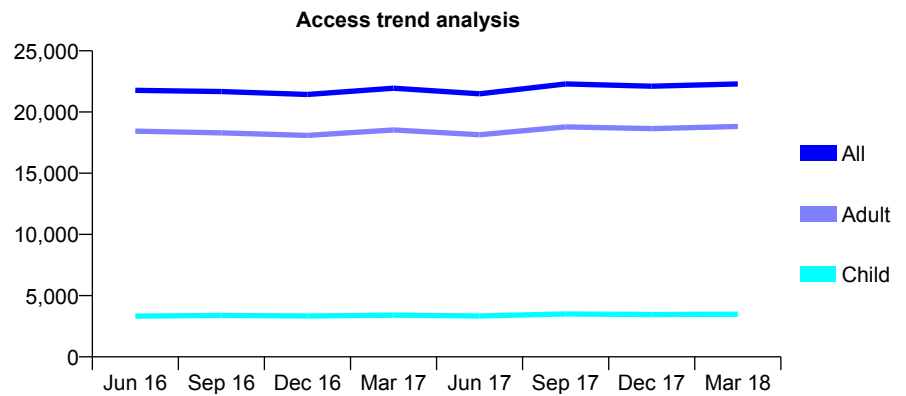
Q61 - Vital Signs At a Glance Contract Report for 101877/0001 - March 2018

Name or company name	Pickerings Dental Surgeries Ltd.
Contract type name	GDS Contract
Purpose of contract	General
Contract start date	01/04/2006
Contract end date	

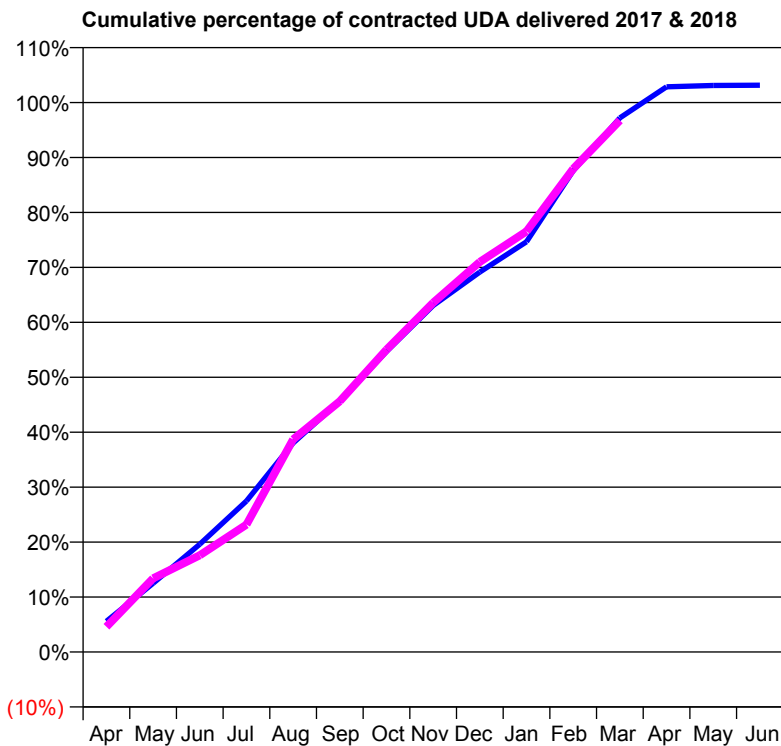
17/18 Contracted general activity (UDA)	54,000
Carry forward general activity (UDA)	-1,080
17/18 Contracted orthodontic activity (UOA)	0
Carry forward orthodontic activity (UOA)	0
Baseline contract value	£1,767,962.95

ACCESS*

Patients seen in 24 months	Total	Change since previous quarter
Quarter ending March 2017	21,945	
Quarter ending June 2017	21,482	↓
Quarter ending September 2017	22,291	↑
Quarter ending December 2017	22,111	→
Quarter ending March 2018	22,294	→
Variance since March 2017	1.6%	→



ACTIVITY



Month	Adjusted Scheduled Activity (UDA)	
	2017	2018
April	3,022	2,481
May	6,758	7,244
June	10,592	9,504
July	14,845	12,522
August	20,539	20,894
September	24,665	24,645
October	29,536	29,713
November	34,058	34,329
December	37,346	38,339
January	40,311	41,333
February	47,305	47,483
March	52,494	52,238
April	55,546	
May	55,667	
June	55,701	

QUALITY

	Quantity	Base Number	Contract	AT	Region	England
% of FP17s for the same patient ID Re-attending within 3 months - Children	199	3,606	5.5%	10.5%	11.5%	11.9%
% of FP17s for the same patient ID Re-attending within 3 months - Adults	1,185	16,710	7.1%	16.1%	16.8%	16.0%
% of FP17s for the same patient ID Re-attending between 3 & 9 months - Children	1,315	3,606	36.5%	43.4%	47.7%	58.3%
% of FP17s for the same patient ID Re-attending between 3 & 9 months - Adults	4,852	16,710	29.0%	35.8%	38.2%	50.3%
% of FP17s for Band 1 Urgent Courses	1,470	19,233	7.6%	10.9%	10.6%	9.1%
% of FP17s Relating to Free Repair or Replacements	60	19,233	0.3%	0.5%	0.6%	0.8%
% of FP17s Relating to Continuations	39	19,233	0.2%	0.7%	0.8%	1.0%
% of Patients satisfied with the dentistry they have received	17	17	100.0%	89.7%	89.3%	91.5%
% of Patients satisfied with the time they had to wait for an appointment	17	17	100.0%	82.7%	84.4%	87.9%

* This is based on patients treated on this contract for their most recent course of treatment. Figures in italics indicate the base number of FP17s or Patient Questionnaire responses are less than 100. N/A is shown where the base number of responses is less than 10 during the period. % is calculated as Quantity/Base number*100

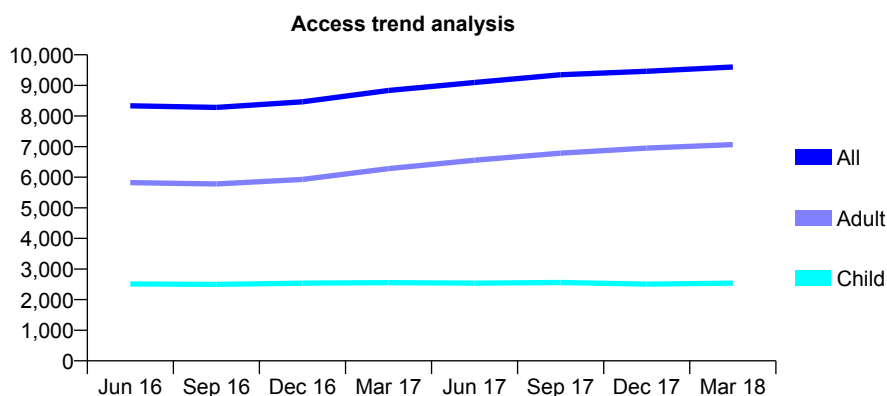
Q61 - Vital Signs At a Glance Contract Report for 102520/0001 - March 2018

Name or company name	Clements Road Dental
Contract type name	GDS Contract
Purpose of contract	General
Contract start date	07/07/2008
Contract end date	

17/18 Contracted general activity (UDA)	25,935
Carry forward general activity (UDA)	-519
17/18 Contracted orthodontic activity (UOA)	0
Carry forward orthodontic activity (UOA)	0
Baseline contract value	£926,929.29

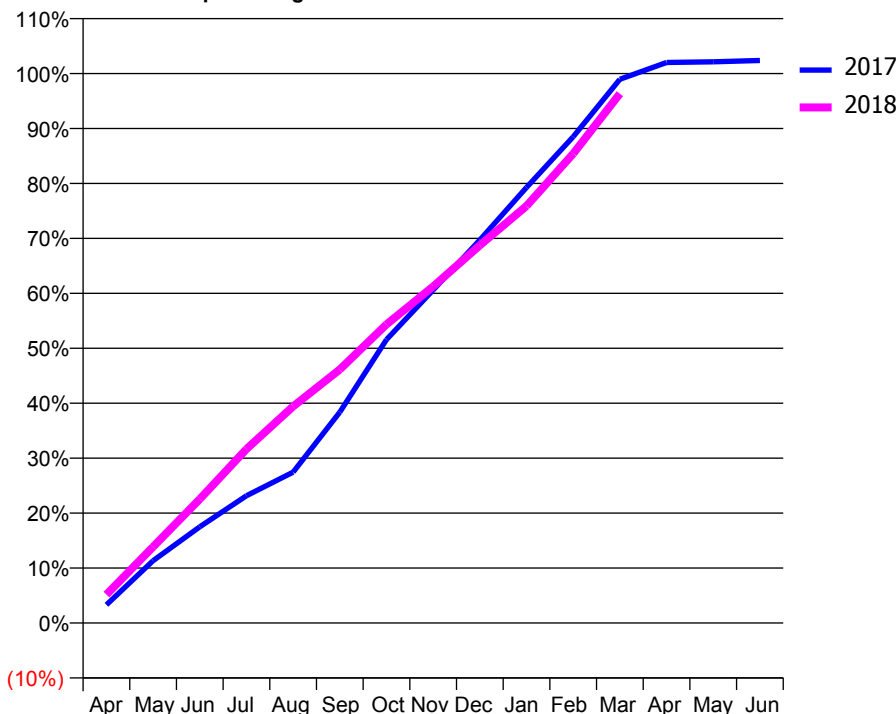
ACCESS*

Patients seen in 24 months	Total	Change since previous quarter
Quarter ending March 2017	8,833	
Quarter ending June 2017	9,097	↑
Quarter ending September 2017	9,348	↑
Quarter ending December 2017	9,461	→
Quarter ending March 2018	9,601	→
Variance since March 2017	8.7%	↑



ACTIVITY

Cumulative percentage of contracted UDA delivered 2017 & 2018



Month	Adjusted Scheduled Activity (UDA)	
	2017	2018
April	861	1,341
May	2,942	3,594
June	4,543	5,848
July	6,006	8,209
August	7,123	10,225
September	9,952	11,965
October	13,374	14,092
November	15,719	15,880
December	18,079	17,825
January	20,561	19,684
February	22,952	22,150
March	25,659	24,982
April	26,454	
May	26,485	
June	26,547	

QUALITY

	Quantity	Base Number	Contract	AT	Region	England
% of FP17s for the same patient ID Re-attending within 3 months - Children	275	3,084	8.9%	10.5%	11.5%	11.9%
% of FP17s for the same patient ID Re-attending within 3 months - Adults	1,192	7,749	15.4%	16.1%	16.8%	16.0%
% of FP17s for the same patient ID Re-attending between 3 & 9 months - Children	1,382	3,084	44.8%	43.4%	47.7%	58.3%
% of FP17s for the same patient ID Re-attending between 3 & 9 months - Adults	2,650	7,749	34.2%	35.8%	38.2%	50.3%
% of FP17s for Band 1 Urgent Courses	1,395	10,475	13.3%	10.9%	10.6%	9.1%
% of FP17s Relating to Free Repair or Replacements	89	10,475	0.8%	0.5%	0.6%	0.8%
% of FP17s Relating to Continuations	29	10,475	0.3%	0.7%	0.8%	1.0%
% of Patients satisfied with the dentistry they have received	14	15	93.3%	89.7%	89.3%	91.5%
% of Patients satisfied with the time they had to wait for an appointment	12	15	80.0%	82.7%	84.4%	87.9%

* This is based on patients treated on this contract for their most recent course of treatment. Figures in italics indicate the base number of FP17s or Patient Questionnaire responses are less than 100. N/A is shown where the base number of responses is less than 10 during the period. % is calculated as Quantity/Base number*100

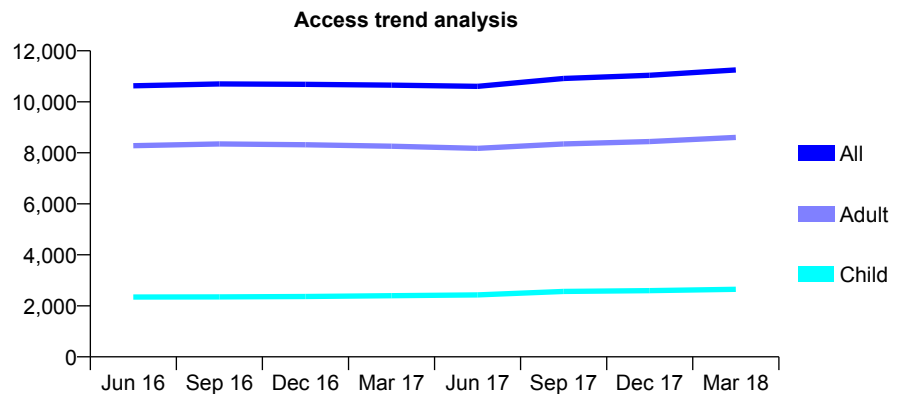
Q61 - Vital Signs At a Glance Contract Report for 102911/0001 - March 2018

Name or company name	Mawney (DS) Limited
Contract type name	GDS Contract
Purpose of contract	General
Contract start date	01/04/2011
Contract end date	

17/18 Contracted general activity (UDA)	33,191
Carry forward general activity (UDA)	0
17/18 Contracted orthodontic activity (UOA)	0
Carry forward orthodontic activity (UOA)	0
Baseline contract value	£1,005,063.49

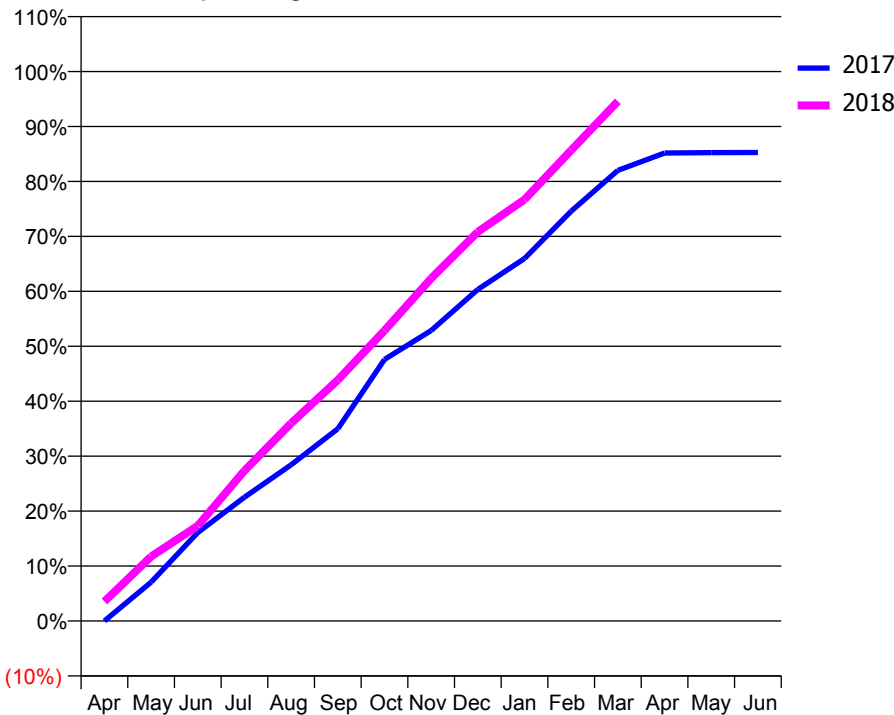
ACCESS*

Patients seen in 24 months	Total	Change since previous quarter
Quarter ending March 2017	10,656	
Quarter ending June 2017	10,604	→
Quarter ending September 2017	10,913	↑
Quarter ending December 2017	11,038	→
Quarter ending March 2018	11,252	→
Variance since March 2017	5.6%	↑



ACTIVITY

Cumulative percentage of contracted UDA delivered 2017 & 2018



Month	Adjusted Scheduled Activity (UDA)	
	2017	2018
April	0	1,181
May	2,351	3,895
June	5,346	5,753
July	7,479	9,080
August	9,439	11,952
September	11,608	14,559
October	15,801	17,544
November	17,543	20,699
December	20,029	23,506
January	21,896	25,453
February	24,754	28,435
March	27,218	31,396
April	28,269	
May	28,292	
June	28,298	

QUALITY

	Quantity	Base Number	Contract	AT	Region	England
% of FP17s for the same patient ID Re-attending within 3 months - Children	238	3,139	7.6%	10.5%	11.5%	11.9%
% of FP17s for the same patient ID Re-attending within 3 months - Adults	1,544	9,890	15.6%	16.1%	16.8%	16.0%
% of FP17s for the same patient ID Re-attending between 3 & 9 months - Children	1,184	3,139	37.7%	43.4%	47.7%	58.3%
% of FP17s for the same patient ID Re-attending between 3 & 9 months - Adults	3,396	9,890	34.3%	35.8%	38.2%	50.3%
% of FP17s for Band 1 Urgent Courses	1,234	12,593	9.8%	10.9%	10.6%	9.1%
% of FP17s Relating to Free Repair or Replacements	139	12,593	1.1%	0.5%	0.6%	0.8%
% of FP17s Relating to Continuations	279	12,593	2.2%	0.7%	0.8%	1.0%
% of Patients satisfied with the dentistry they have received	12	13	92.3%	89.7%	89.3%	91.5%
% of Patients satisfied with the time they had to wait for an appointment	13	13	100.0%	82.7%	84.4%	87.9%

* This is based on patients treated on this contract for their most recent course of treatment. Figures in italics indicate the base number of FP17s or Patient Questionnaire responses are less than 100. N/A is shown where the base number of responses is less than 10 during the period. % is calculated as Quantity/Base number*100

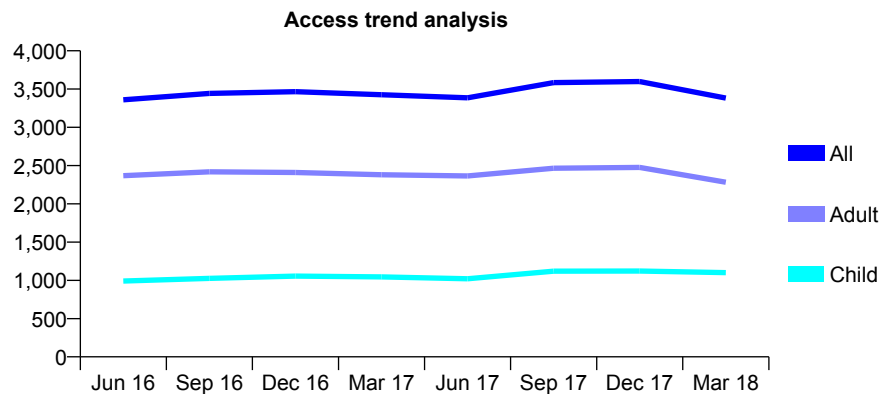
Q61 - Vital Signs At a Glance Contract Report for 103551/0002 - March 2018

Name or company name	Excel Dental Care
Contract type name	GDS Contract
Purpose of contract	General
Contract start date	01/10/2007
Contract end date	

17/18 Contracted general activity (UDA)	8,000
Carry forward general activity (UDA)	289
17/18 Contracted orthodontic activity (UOA)	0
Carry forward orthodontic activity (UOA)	0
Baseline contract value	£202,709.79

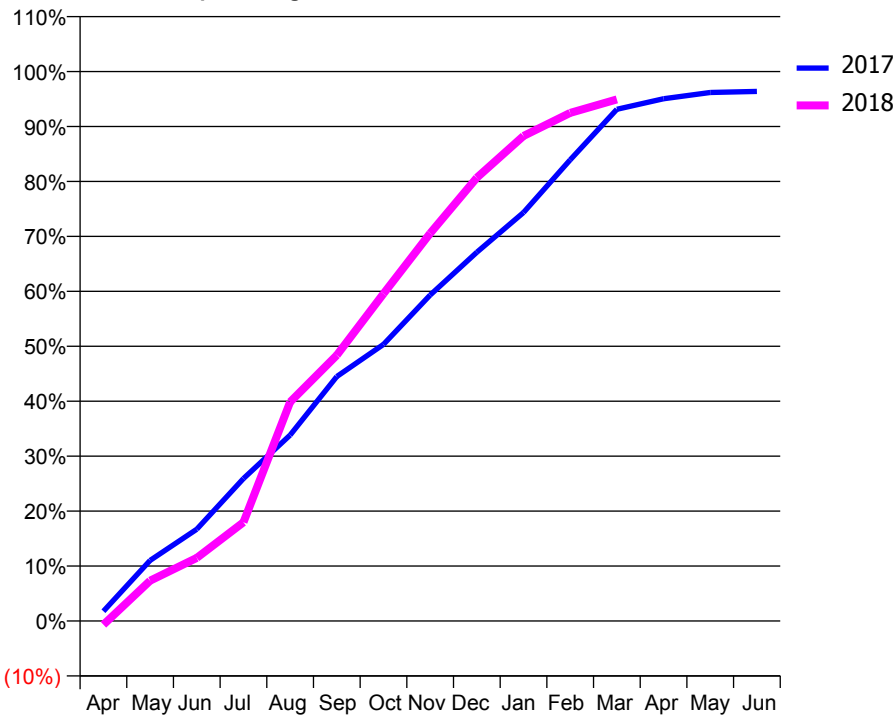
ACCESS*

Patients seen in 24 months	Total	Change since previous quarter
Quarter ending March 2017	3,425	
Quarter ending June 2017	3,386	↓
Quarter ending September 2017	3,584	↑
Quarter ending December 2017	3,598	→
Quarter ending March 2018	3,383	↓
Variance since March 2017	(1.2%)	↓



ACTIVITY

Cumulative percentage of contracted UDA delivered 2017 & 2018



Month	Adjusted Scheduled Activity (UDA)	
	2017	2018
April	143	-54
May	883	588
June	1,336	920
July	2,075	1,437
August	2,707	3,190
September	3,559	3,870
October	4,028	4,764
November	4,745	5,644
December	5,368	6,454
January	5,948	7,062
February	6,714	7,398
March	7,450	7,593
April	7,603	
May	7,694	
June	7,711	

QUALITY

	Quantity	Base Number	Contract	AT	Region	England
% of FP17s for the same patient ID Re-attending within 3 months - Children	108	1,374	7.9%	10.5%	11.5%	11.9%
% of FP17s for the same patient ID Re-attending within 3 months - Adults	254	2,214	11.5%	16.1%	16.8%	16.0%
% of FP17s for the same patient ID Re-attending between 3 & 9 months - Children	647	1,374	47.1%	43.4%	47.7%	58.3%
% of FP17s for the same patient ID Re-attending between 3 & 9 months - Adults	769	2,214	34.7%	35.8%	38.2%	50.3%
% of FP17s for Band 1 Urgent Courses	81	3,084	2.6%	10.9%	10.6%	9.1%
% of FP17s Relating to Free Repair or Replacements	28	3,084	0.9%	0.5%	0.6%	0.8%
% of FP17s Relating to Continuations	14	3,084	0.5%	0.7%	0.8%	1.0%
% of Patients satisfied with the dentistry they have received	1	1	N/A	89.7%	89.3%	91.5%
% of Patients satisfied with the time they had to wait for an appointment	1	1	N/A	82.7%	84.4%	87.9%

* This is based on patients treated on this contract for their most recent course of treatment. Figures in italics indicate the base number of FP17s or Patient Questionnaire responses are less than 100. N/A is shown where the base number of responses is less than 10 during the period. % is calculated as Quantity/Base number*100

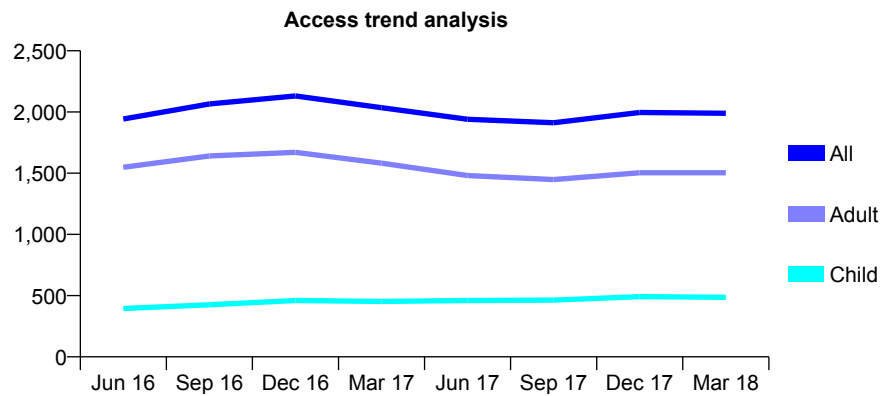
Q61 - Vital Signs At a Glance Contract Report for 104396/0001 - March 2018

Name or company name	S Cowley, R Ingham and J Angelo
Contract type name	GDS Contract
Purpose of contract	General
Contract start date	01/08/2014
Contract end date	

17/18 Contracted general activity (UDA)	7,568
Carry forward general activity (UDA)	-151
17/18 Contracted orthodontic activity (UOA)	0
Carry forward orthodontic activity (UOA)	0
Baseline contract value	£296,614.35

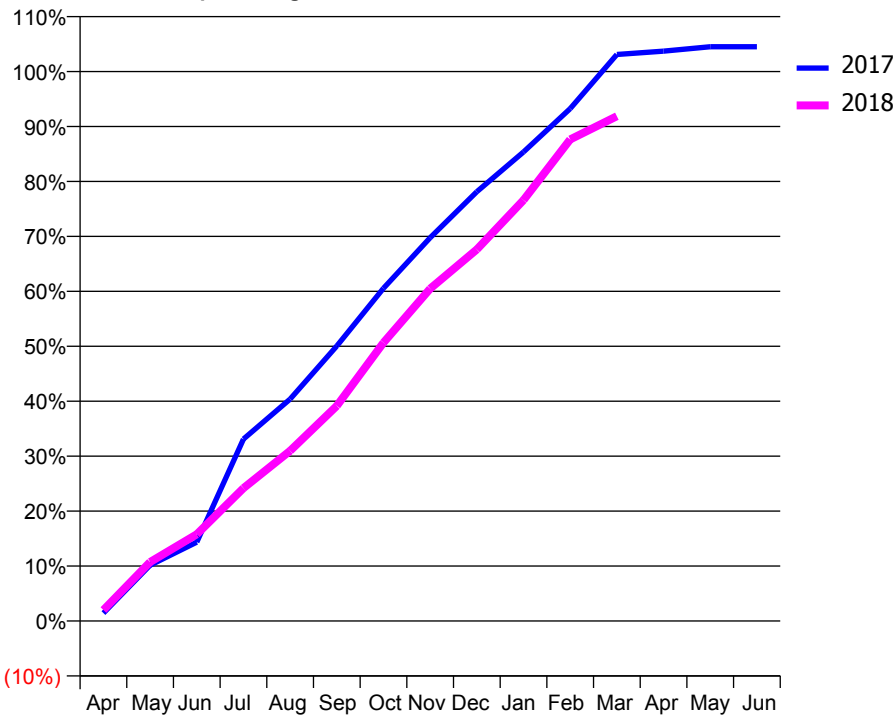
ACCESS*

Patients seen in 24 months	Total	Change since previous quarter
Quarter ending March 2017	2,035	
Quarter ending June 2017	1,941	↓
Quarter ending September 2017	1,912	↓
Quarter ending December 2017	1,996	↑
Quarter ending March 2018	1,990	→
Variance since March 2017	(2.2%)	↓



ACTIVITY

Cumulative percentage of contracted UDA delivered 2017 & 2018



Month	Adjusted Scheduled Activity (UDA)	
	2017	2018
April	110	151
May	768	813
June	1,087	1,194
July	2,506	1,830
August	3,057	2,345
September	3,788	2,963
October	4,583	3,834
November	5,280	4,578
December	5,913	5,118
January	6,460	5,797
February	7,056	6,633
March	7,802	6,953
April	7,848	
May	7,909	
June	7,909	

QUALITY

	Quantity	Base Number	Contract	AT	Region	England
% of FP17s for the same patient ID Re-attending within 3 months - Children	42	456	9.2%	10.5%	11.5%	11.9%
% of FP17s for the same patient ID Re-attending within 3 months - Adults	211	1,380	15.3%	16.1%	16.8%	16.0%
% of FP17s for the same patient ID Re-attending between 3 & 9 months - Children	131	456	28.7%	43.4%	47.7%	58.3%
% of FP17s for the same patient ID Re-attending between 3 & 9 months - Adults	333	1,380	24.1%	35.8%	38.2%	50.3%
% of FP17s for Band 1 Urgent Courses	287	1,821	15.8%	10.9%	10.6%	9.1%
% of FP17s Relating to Free Repair or Replacements	10	1,821	0.5%	0.5%	0.6%	0.8%
% of FP17s Relating to Continuations	40	1,821	2.2%	0.7%	0.8%	1.0%
% of Patients satisfied with the dentistry they have received	0	0	N/A	89.7%	89.3%	91.5%
% of Patients satisfied with the time they had to wait for an appointment	0	0	N/A	82.7%	84.4%	87.9%

* This is based on patients treated on this contract for their most recent course of treatment. Figures in italics indicate the base number of FP17s or Patient Questionnaire responses are less than 100. N/A is shown where the base number of responses is less than 10 during the period. % is calculated as Quantity/Base number*100

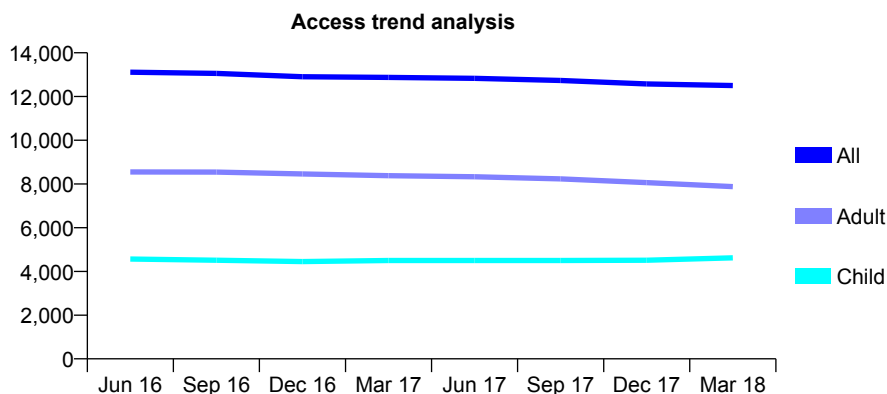
Q61 - Vital Signs At a Glance Contract Report for 104817/0001 - March 2018

Name or company name	Ms G Staneviciene and Mr J Schonberg
Contract type name	GDS Contract
Purpose of contract	General
Contract start date	01/09/2012
Contract end date	

17/18 Contracted general activity (UDA)	34,092
Carry forward general activity (UDA)	96
17/18 Contracted orthodontic activity (UOA)	0
Carry forward orthodontic activity (UOA)	0
Baseline contract value	£1,312,258.90

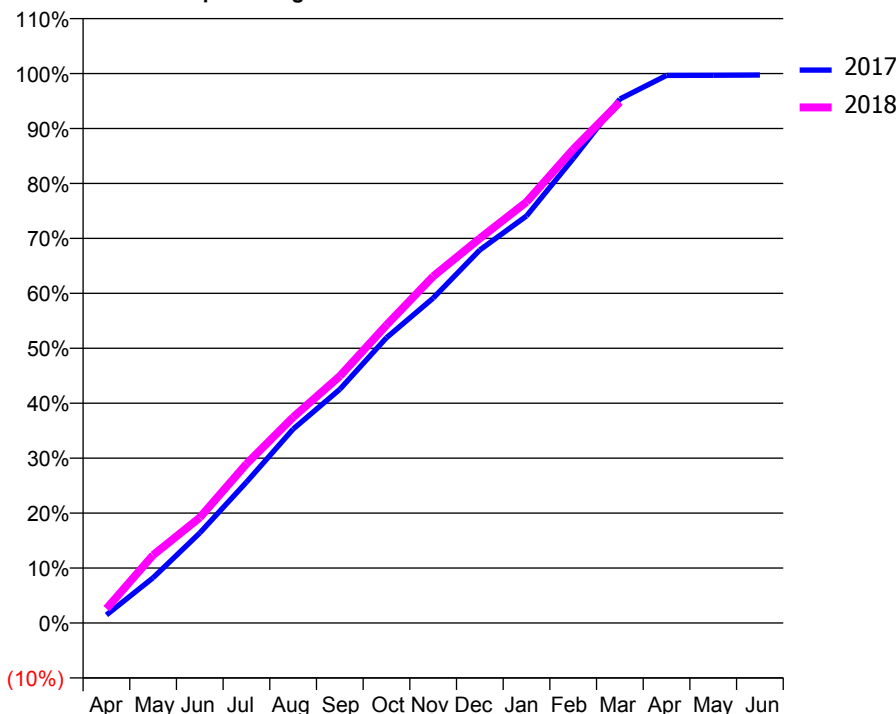
ACCESS*

Patients seen in 24 months	Total	Change since previous quarter
Quarter ending March 2017	12,876	
Quarter ending June 2017	12,832	→
Quarter ending September 2017	12,734	→
Quarter ending December 2017	12,576	↓
Quarter ending March 2018	12,500	→
Variance since March 2017	(2.9%)	↓



ACTIVITY

Cumulative percentage of contracted UDA delivered 2017 & 2018



Month	Adjusted Scheduled Activity (UDA)	
	2017	2018
April	500	893
May	2,807	4,214
June	5,591	6,541
July	8,738	9,872
August	12,033	12,768
September	14,502	15,320
October	17,702	18,489
November	20,161	21,507
December	23,143	23,864
January	25,257	26,125
February	28,810	29,390
March	32,506	32,320
April	33,970	
May	33,983	
June	33,996	

QUALITY

	Quantity	Base Number	Contract	AT	Region	England
% of FP17s for the same patient ID Re-attending within 3 months - Children	432	5,553	7.8%	10.5%	11.5%	11.9%
% of FP17s for the same patient ID Re-attending within 3 months - Adults	1,519	9,196	16.5%	16.1%	16.8%	16.0%
% of FP17s for the same patient ID Re-attending between 3 & 9 months - Children	1,996	5,553	35.9%	43.4%	47.7%	58.3%
% of FP17s for the same patient ID Re-attending between 3 & 9 months - Adults	3,478	9,196	37.8%	35.8%	38.2%	50.3%
% of FP17s for Band 1 Urgent Courses	1,182	14,104	8.4%	10.9%	10.6%	9.1%
% of FP17s Relating to Free Repair or Replacements	84	14,104	0.6%	0.5%	0.6%	0.8%
% of FP17s Relating to Continuations	18	14,104	0.1%	0.7%	0.8%	1.0%
% of Patients satisfied with the dentistry they have received	4	5	N/A	89.7%	89.3%	91.5%
% of Patients satisfied with the time they had to wait for an appointment	2	5	N/A	82.7%	84.4%	87.9%

* This is based on patients treated on this contract for their most recent course of treatment. Figures in italics indicate the base number of FP17s or Patient Questionnaire responses are less than 100. N/A is shown where the base number of responses is less than 10 during the period. % is calculated as Quantity/Base number*100

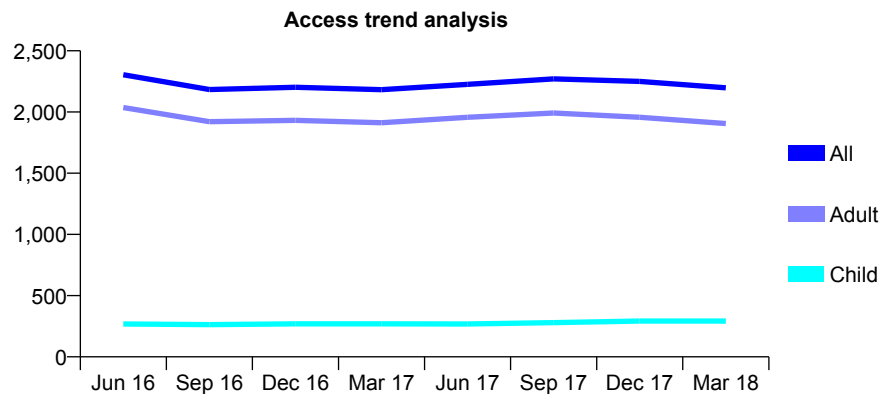
Q61 - Vital Signs At a Glance Contract Report for 105104/0001 - March 2018

Name or company name	Grays Inn Dental Surgery
Contract type name	GDS Contract
Purpose of contract	General
Contract start date	01/04/2011
Contract end date	

17/18 Contracted general activity (UDA)	6,178
Carry forward general activity (UDA)	142
17/18 Contracted orthodontic activity (UOA)	0
Carry forward orthodontic activity (UOA)	0
Baseline contract value	£185,300.33

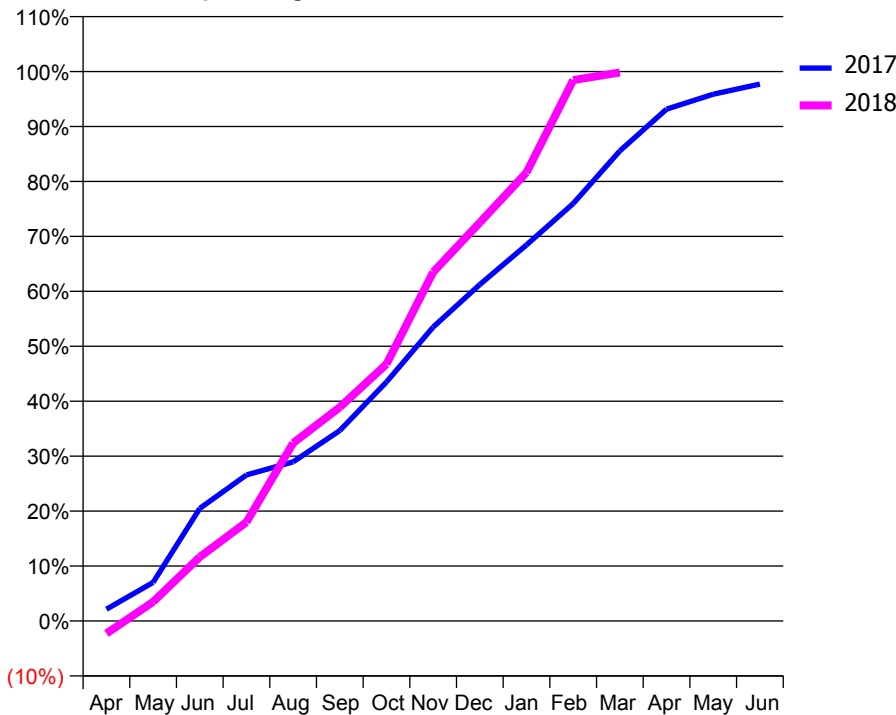
ACCESS*

Patients seen in 24 months	Total	Change since previous quarter
Quarter ending March 2017	2,182	
Quarter ending June 2017	2,226	↑
Quarter ending September 2017	2,271	↑
Quarter ending December 2017	2,250	→
Quarter ending March 2018	2,198	↓
Variance since March 2017	0.7%	→



ACTIVITY

Cumulative percentage of contracted UDA delivered 2017 & 2018



Month	Adjusted Scheduled Activity (UDA)	
	2017	2018
April	132	-142
May	434	215
June	1,267	720
July	1,643	1,111
August	1,790	2,001
September	2,142	2,404
October	2,687	2,888
November	3,305	3,922
December	3,784	4,480
January	4,228	5,042
February	4,693	6,081
March	5,286	6,167
April	5,754	
May	5,923	
June	6,036	

QUALITY

	Quantity	Base Number	Contract	AT	Region	England
% of FP17s for the same patient ID Re-attending within 3 months - Children	40	316	12.7%	10.5%	11.5%	11.9%
% of FP17s for the same patient ID Re-attending within 3 months - Adults	215	1,660	13.0%	16.1%	16.8%	16.0%
% of FP17s for the same patient ID Re-attending between 3 & 9 months - Children	55	316	17.4%	43.4%	47.7%	58.3%
% of FP17s for the same patient ID Re-attending between 3 & 9 months - Adults	288	1,660	17.3%	35.8%	38.2%	50.3%
% of FP17s for Band 1 Urgent Courses	274	1,769	15.5%	10.9%	10.6%	9.1%
% of FP17s Relating to Free Repair or Replacements	3	1,769	0.2%	0.5%	0.6%	0.8%
% of FP17s Relating to Continuations	8	1,769	0.5%	0.7%	0.8%	1.0%
% of Patients satisfied with the dentistry they have received	4	4	N/A	89.7%	89.3%	91.5%
% of Patients satisfied with the time they had to wait for an appointment	4	4	N/A	82.7%	84.4%	87.9%

* This is based on patients treated on this contract for their most recent course of treatment. Figures in italics indicate the base number of FP17s or Patient Questionnaire responses are less than 100. N/A is shown where the base number of responses is less than 10 during the period. % is calculated as Quantity/Base number*100

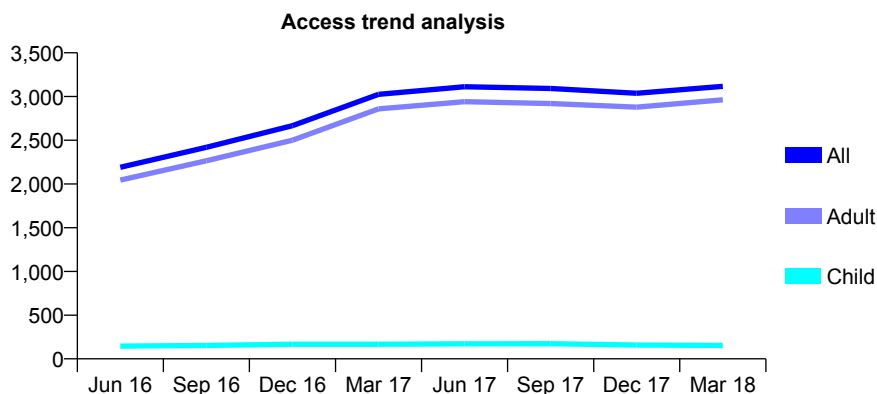
Q61 - Vital Signs At a Glance Contract Report for 105244/0001 - March 2018

Name or company name	Mr H Al-Hariri & Mrs N Al-Hariri
Contract type name	GDS Contract
Purpose of contract	General
Contract start date	01/04/2015
Contract end date	

17/18 Contracted general activity (UDA)	7,000
Carry forward general activity (UDA)	208
17/18 Contracted orthodontic activity (UOA)	0
Carry forward orthodontic activity (UOA)	0
Baseline contract value	£231,665.87

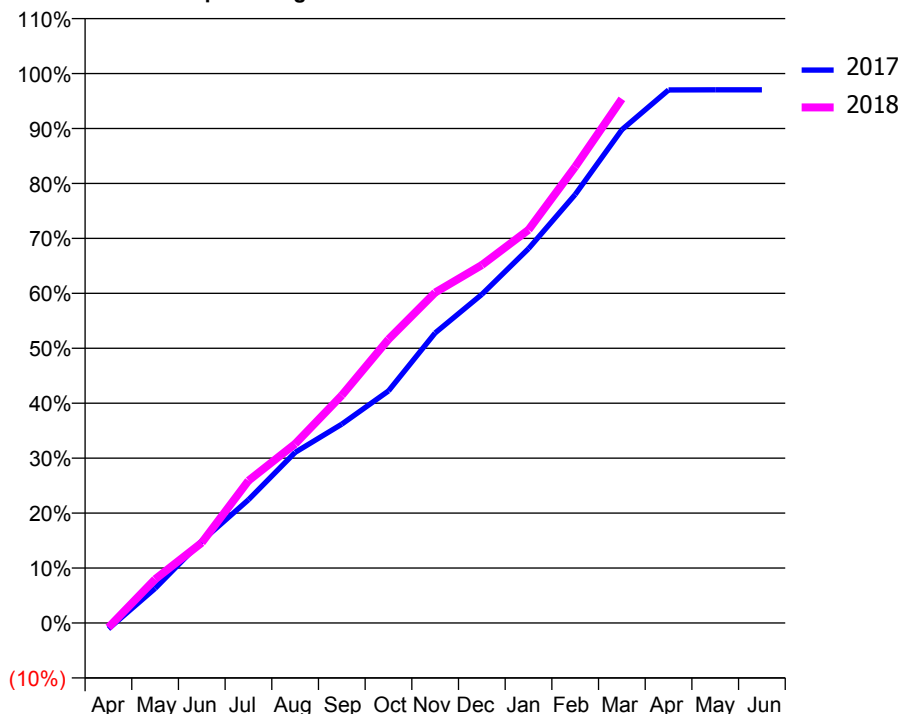
ACCESS*

Patients seen in 24 months	Total	Change since previous quarter
Quarter ending March 2017	3,025	
Quarter ending June 2017	3,112	↑
Quarter ending September 2017	3,092	→
Quarter ending December 2017	3,037	↓
Quarter ending March 2018	3,116	↑
Variance since March 2017	3.0%	↑



ACTIVITY

Cumulative percentage of contracted UDA delivered 2017 & 2018



Month	Adjusted Scheduled Activity (UDA)	
	2017	2018
April	-76	-59
May	440	557
June	1,045	1,024
July	1,571	1,813
August	2,174	2,282
September	2,534	2,900
October	2,956	3,615
November	3,696	4,210
December	4,187	4,560
January	4,769	5,009
February	5,459	5,812
March	6,285	6,677
April	6,791	
May	6,793	
June	6,792	

QUALITY

	Quantity	Base Number	Contract	AT	Region	England
% of FP17s for the same patient ID Re-attending within 3 months - Children	7	153	4.6%	10.5%	11.5%	11.9%
% of FP17s for the same patient ID Re-attending within 3 months - Adults	291	2,717	10.7%	16.1%	16.8%	16.0%
% of FP17s for the same patient ID Re-attending between 3 & 9 months - Children	43	153	28.1%	43.4%	47.7%	58.3%
% of FP17s for the same patient ID Re-attending between 3 & 9 months - Adults	495	2,717	18.2%	35.8%	38.2%	50.3%
% of FP17s for Band 1 Urgent Courses	436	2,709	16.1%	10.9%	10.6%	9.1%
% of FP17s Relating to Free Repair or Replacements	30	2,709	1.1%	0.5%	0.6%	0.8%
% of FP17s Relating to Continuations	14	2,709	0.5%	0.7%	0.8%	1.0%
% of Patients satisfied with the dentistry they have received	1	1	N/A	89.7%	89.3%	91.5%
% of Patients satisfied with the time they had to wait for an appointment	1	1	N/A	82.7%	84.4%	87.9%

* This is based on patients treated on this contract for their most recent course of treatment. Figures in italics indicate the base number of FP17s or Patient Questionnaire responses are less than 100. N/A is shown where the base number of responses is less than 10 during the period. % is calculated as Quantity/Base number*100

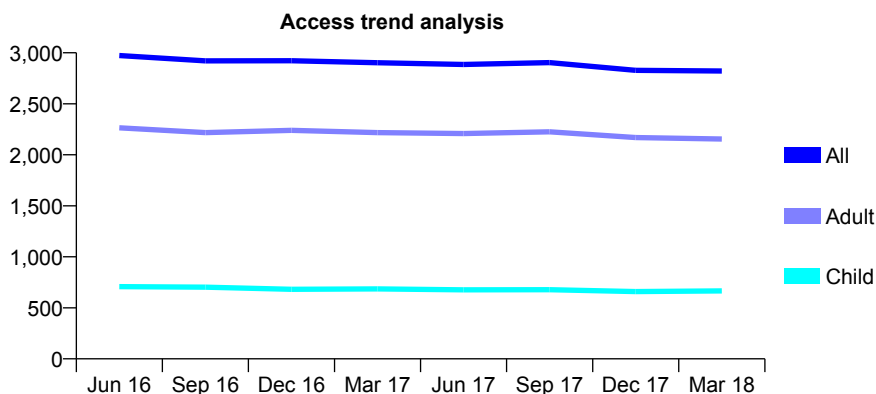
Q61 - Vital Signs At a Glance Contract Report for 105511/0001 - March 2018

Name or company name	Mr CE Ojji & Mr PE Aimiuwu
Contract type name	GDS Contract
Purpose of contract	General
Contract start date	01/04/2010
Contract end date	

17/18 Contracted general activity (UDA)	8,941
Carry forward general activity (UDA)	-179
17/18 Contracted orthodontic activity (UOA)	0
Carry forward orthodontic activity (UOA)	0
Baseline contract value	£297,863.13

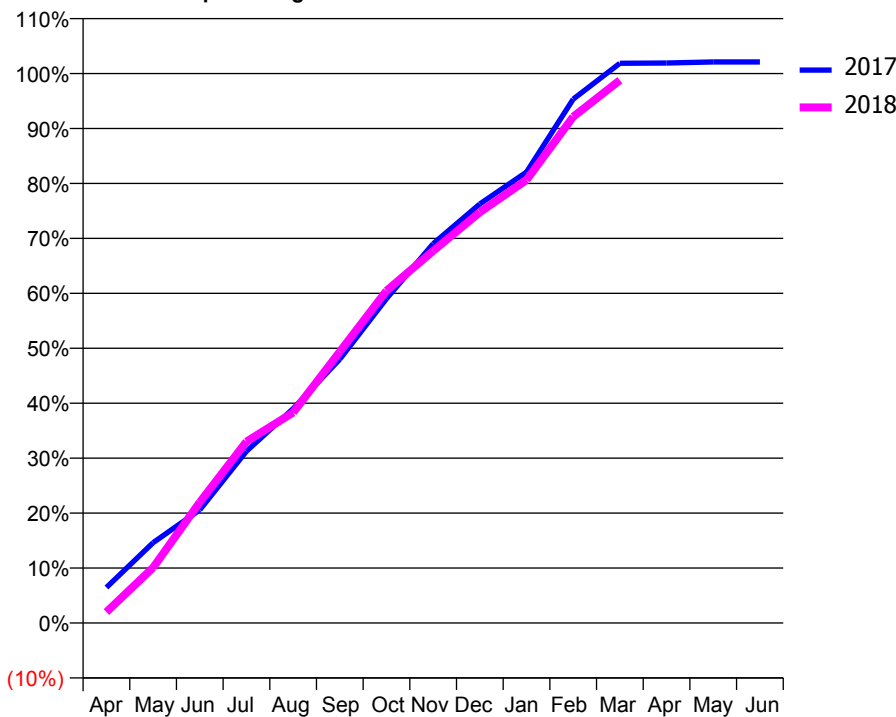
ACCESS*

Patients seen in 24 months	Total	Change since previous quarter
Quarter ending March 2017	2,902	
Quarter ending June 2017	2,885	→
Quarter ending September 2017	2,904	→
Quarter ending December 2017	2,828	↓
Quarter ending March 2018	2,821	→
Variance since March 2017	(2.8%)	↓



ACTIVITY

Cumulative percentage of contracted UDA delivered 2017 & 2018



Month	Adjusted Scheduled Activity (UDA)	
	2017	2018
April	579	179
May	1,308	901
June	1,842	1,964
July	2,796	2,952
August	3,487	3,425
September	4,293	4,415
October	5,277	5,406
November	6,171	6,055
December	6,819	6,683
January	7,336	7,209
February	8,524	8,236
March	9,108	8,832
April	9,111	
May	9,128	
June	9,128	

QUALITY

	Quantity	Base Number	Contract	AT	Region	England
% of FP17s for the same patient ID Re-attending within 3 months - Children	39	659	5.9%	10.5%	11.5%	11.9%
% of FP17s for the same patient ID Re-attending within 3 months - Adults	293	2,078	14.1%	16.1%	16.8%	16.0%
% of FP17s for the same patient ID Re-attending between 3 & 9 months - Children	166	659	25.2%	43.4%	47.7%	58.3%
% of FP17s for the same patient ID Re-attending between 3 & 9 months - Adults	543	2,078	26.1%	35.8%	38.2%	50.3%
% of FP17s for Band 1 Urgent Courses	240	2,728	8.8%	10.9%	10.6%	9.1%
% of FP17s Relating to Free Repair or Replacements	16	2,728	0.6%	0.5%	0.6%	0.8%
% of FP17s Relating to Continuations	43	2,728	1.6%	0.7%	0.8%	1.0%
% of Patients satisfied with the dentistry they have received	0	0	N/A	89.7%	89.3%	91.5%
% of Patients satisfied with the time they had to wait for an appointment	0	0	N/A	82.7%	84.4%	87.9%

* This is based on patients treated on this contract for their most recent course of treatment. Figures in italics indicate the base number of FP17s or Patient Questionnaire responses are less than 100. N/A is shown where the base number of responses is less than 10 during the period. % is calculated as Quantity/Base number*100

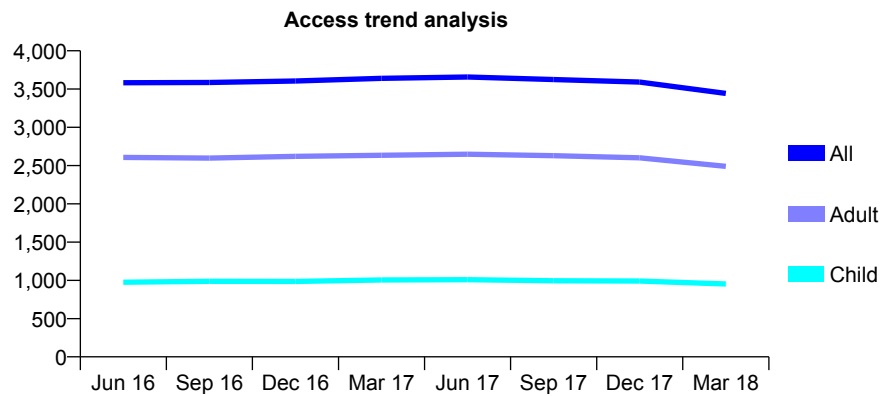
Q61 - Vital Signs At a Glance Contract Report for 105562/0001 - March 2018

Name or company name	Southend Road Dental Surgery Limited
Contract type name	GDS Contract
Purpose of contract	General
Contract start date	01/04/2008
Contract end date	

17/18 Contracted general activity (UDA)	13,304
Carry forward general activity (UDA)	0
17/18 Contracted orthodontic activity (UOA)	0
Carry forward orthodontic activity (UOA)	0
Baseline contract value	£407,984.02

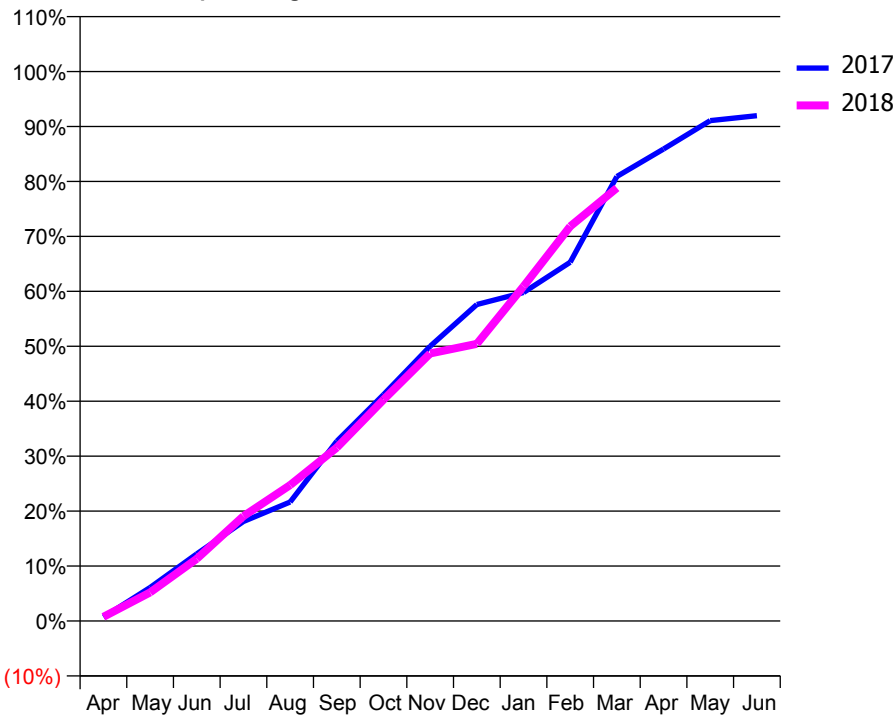
ACCESS*

Patients seen in 24 months	Total	Change since previous quarter
Quarter ending March 2017	3,640	
Quarter ending June 2017	3,657	→
Quarter ending September 2017	3,624	→
Quarter ending December 2017	3,592	→
Quarter ending March 2018	3,443	↓
Variance since March 2017	(5.4%)	↓



ACTIVITY

Cumulative percentage of contracted UDA delivered 2017 & 2018



Month	Adjusted Scheduled Activity (UDA)	
	2017	2018
April	96	103
May	811	691
June	1,624	1,506
July	2,410	2,538
August	2,882	3,290
September	4,354	4,199
October	5,481	5,358
November	6,652	6,479
December	7,663	6,711
January	7,954	8,102
February	8,688	9,554
March	10,763	10,483
April	11,426	
May	12,113	
June	12,233	

QUALITY

	Quantity	Base Number	Contract	AT	Region	England
% of FP17s for the same patient ID Re-attending within 3 months - Children	74	1,063	7.0%	10.5%	11.5%	11.9%
% of FP17s for the same patient ID Re-attending within 3 months - Adults	391	2,491	15.7%	16.1%	16.8%	16.0%
% of FP17s for the same patient ID Re-attending between 3 & 9 months - Children	358	1,063	33.7%	43.4%	47.7%	58.3%
% of FP17s for the same patient ID Re-attending between 3 & 9 months - Adults	692	2,491	27.8%	35.8%	38.2%	50.3%
% of FP17s for Band 1 Urgent Courses	429	3,235	13.3%	10.9%	10.6%	9.1%
% of FP17s Relating to Free Repair or Replacements	15	3,235	0.5%	0.5%	0.6%	0.8%
% of FP17s Relating to Continuations	14	3,235	0.4%	0.7%	0.8%	1.0%
% of Patients satisfied with the dentistry they have received	0	0	N/A	89.7%	89.3%	91.5%
% of Patients satisfied with the time they had to wait for an appointment	0	0	N/A	82.7%	84.4%	87.9%

* This is based on patients treated on this contract for their most recent course of treatment. Figures in italics indicate the base number of FP17s or Patient Questionnaire responses are less than 100. N/A is shown where the base number of responses is less than 10 during the period. % is calculated as Quantity/Base number*100

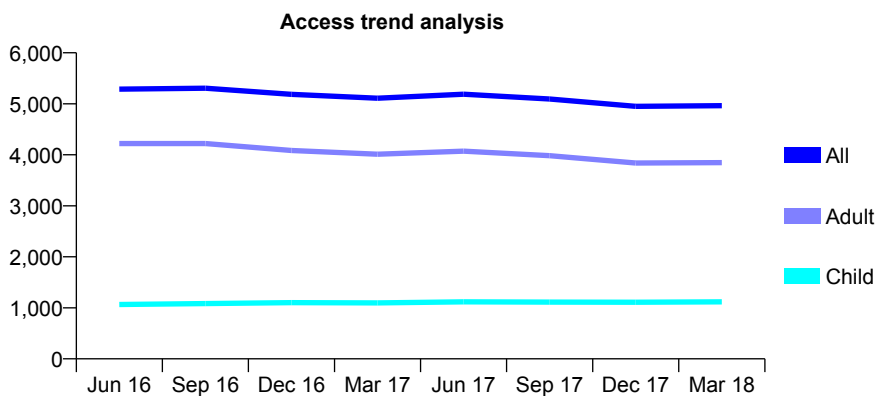
Q61 - Vital Signs At a Glance Contract Report for 105643/0001 - March 2018

Name or company name	E8 Dental Care
Contract type name	GDS Contract
Purpose of contract	General
Contract start date	01/08/2012
Contract end date	

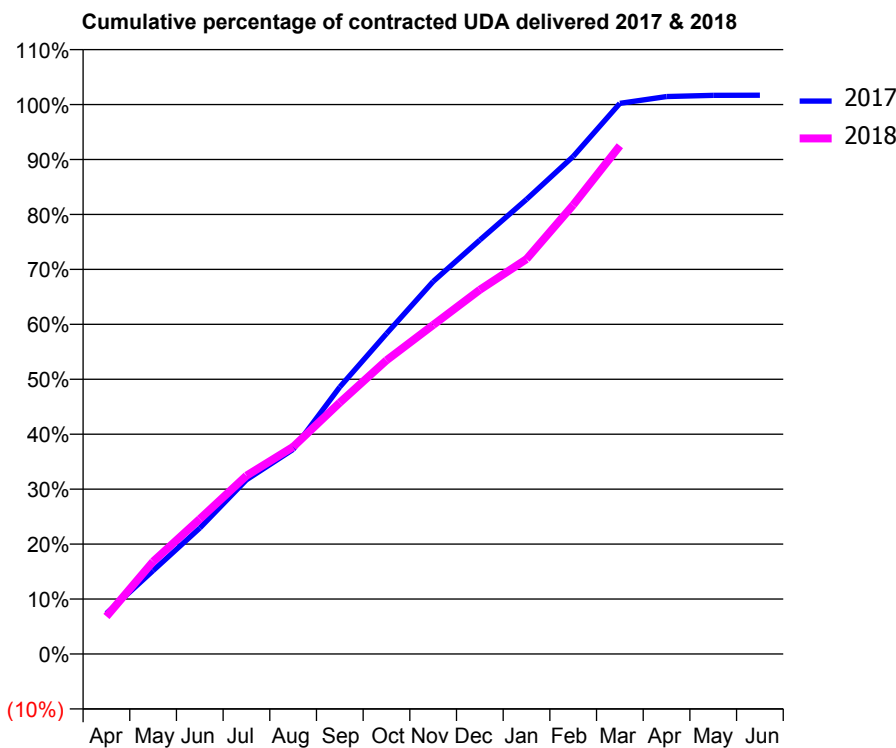
17/18 Contracted general activity (UDA)	14,337
Carry forward general activity (UDA)	-243
17/18 Contracted orthodontic activity (UOA)	0
Carry forward orthodontic activity (UOA)	0
Baseline contract value	£358,548.87

ACCESS*

Patients seen in 24 months	Total	Change since previous quarter
Quarter ending March 2017	5,110	
Quarter ending June 2017	5,188	→
Quarter ending September 2017	5,094	↓
Quarter ending December 2017	4,950	↓
Quarter ending March 2018	4,964	→
Variance since March 2017	(2.9%)	↓



ACTIVITY



Month	Adjusted Scheduled Activity (UDA)	
	2017	2018
April	1,060	980
May	2,177	2,413
June	3,285	3,522
July	4,547	4,655
August	5,339	5,403
September	6,967	6,560
October	8,358	7,664
November	9,720	8,585
December	10,801	9,505
January	11,863	10,305
February	12,982	11,718
March	14,367	13,261
April	14,545	
May	14,576	
June	14,580	

QUALITY

	Quantity	Base Number	Contract	AT	Region	England
% of FP17s for the same patient ID Re-attending within 3 months - Children	97	1,193	8.1%	10.5%	11.5%	11.9%
% of FP17s for the same patient ID Re-attending within 3 months - Adults	639	3,839	16.6%	16.1%	16.8%	16.0%
% of FP17s for the same patient ID Re-attending between 3 & 9 months - Children	433	1,193	36.3%	43.4%	47.7%	58.3%
% of FP17s for the same patient ID Re-attending between 3 & 9 months - Adults	1,057	3,839	27.5%	35.8%	38.2%	50.3%
% of FP17s for Band 1 Urgent Courses	761	4,942	15.4%	10.9%	10.6%	9.1%
% of FP17s Relating to Free Repair or Replacements	30	4,942	0.6%	0.5%	0.6%	0.8%
% of FP17s Relating to Continuations	17	4,942	0.3%	0.7%	0.8%	1.0%
% of Patients satisfied with the dentistry they have received	0	1	N/A	89.7%	89.3%	91.5%
% of Patients satisfied with the time they had to wait for an appointment	0	1	N/A	82.7%	84.4%	87.9%

* This is based on patients treated on this contract for their most recent course of treatment. Figures in italics indicate the base number of FP17s or Patient Questionnaire responses are less than 100. N/A is shown where the base number of responses is less than 10 during the period. % is calculated as Quantity/Base number*100

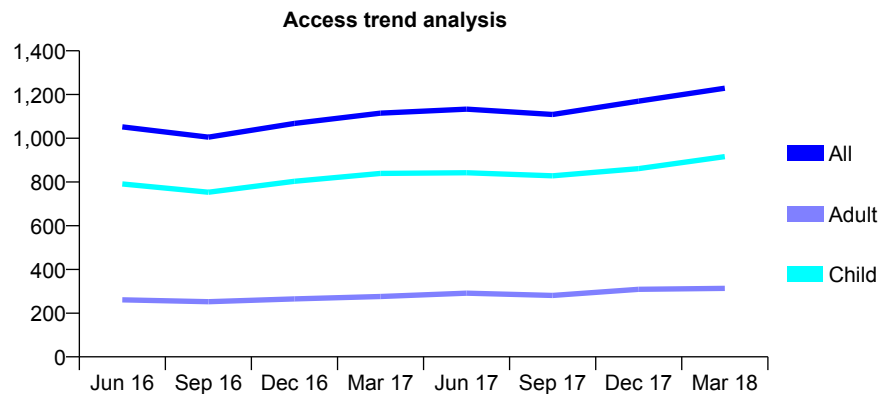
Q61 - Vital Signs At a Glance Contract Report for 105910/0001 - March 2018

Name or company name	Cavendish House Dental Surgery
Contract type name	GDS Contract
Purpose of contract	General
Contract start date	01/08/2007
Contract end date	

17/18 Contracted general activity (UDA)	3,096
Carry forward general activity (UDA)	922
17/18 Contracted orthodontic activity (UOA)	0
Carry forward orthodontic activity (UOA)	0
Baseline contract value	£67,416.25

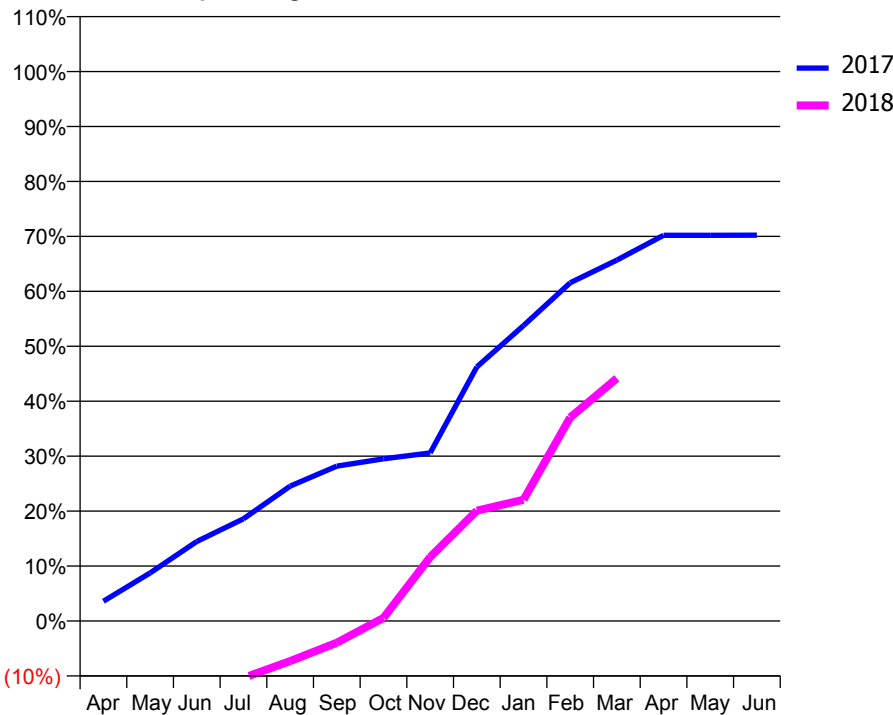
ACCESS*

Patients seen in 24 months	Total	Change since previous quarter
Quarter ending March 2017	1,115	
Quarter ending June 2017	1,133	→
Quarter ending September 2017	1,109	↓
Quarter ending December 2017	1,170	↑
Quarter ending March 2018	1,229	↑
Variance since March 2017	10.2%	↑



ACTIVITY

Cumulative percentage of contracted UDA delivered 2017 & 2018



Month	Adjusted Scheduled Activity (UDA)	
	2017	2018
April	112	-810
May	271	-553
June	448	-408
July	576	-321
August	760	-227
September	873	-123
October	914	18
November	947	360
December	1,432	622
January	1,664	683
February	1,905	1,147
March	2,034	1,367
April	2,173	
May	2,173	
June	2,174	

QUALITY

	Quantity	Base Number	Contract	AT	Region	England
% of FP17s for the same patient ID Re-attending within 3 months - Children	77	1,218	6.3%	10.5%	11.5%	11.9%
% of FP17s for the same patient ID Re-attending within 3 months - Adults	48	283	17.0%	16.1%	16.8%	16.0%
% of FP17s for the same patient ID Re-attending between 3 & 9 months - Children	564	1,218	46.3%	43.4%	47.7%	58.3%
% of FP17s for the same patient ID Re-attending between 3 & 9 months - Adults	104	283	36.7%	35.8%	38.2%	50.3%
% of FP17s for Band 1 Urgent Courses	48	1,393	3.4%	10.9%	10.6%	9.1%
% of FP17s Relating to Free Repair or Replacements	0	1,393	0.0%	0.5%	0.6%	0.8%
% of FP17s Relating to Continuations	0	1,393	0.0%	0.7%	0.8%	1.0%
% of Patients satisfied with the dentistry they have received	0	1	N/A	89.7%	89.3%	91.5%
% of Patients satisfied with the time they had to wait for an appointment	1	1	N/A	82.7%	84.4%	87.9%

* This is based on patients treated on this contract for their most recent course of treatment. Figures in italics indicate the base number of FP17s or Patient Questionnaire responses are less than 100. N/A is shown where the base number of responses is less than 10 during the period. % is calculated as Quantity/Base number*100

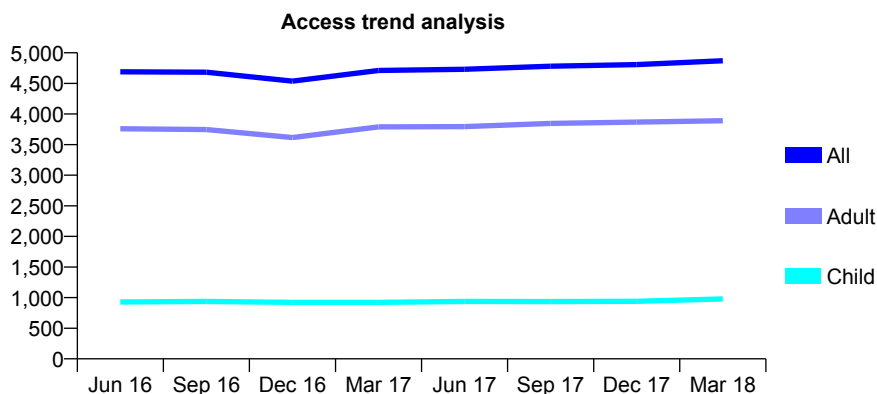
Q61 - Vital Signs At a Glance Contract Report for 106143/0001 - March 2018

Name or company name	M & D Healthcare LTD
Contract type name	GDS Contract
Purpose of contract	General
Contract start date	01/04/2010
Contract end date	

17/18 Contracted general activity (UDA)	11,000
Carry forward general activity (UDA)	0
17/18 Contracted orthodontic activity (UOA)	0
Carry forward orthodontic activity (UOA)	0
Baseline contract value	£439,378.35

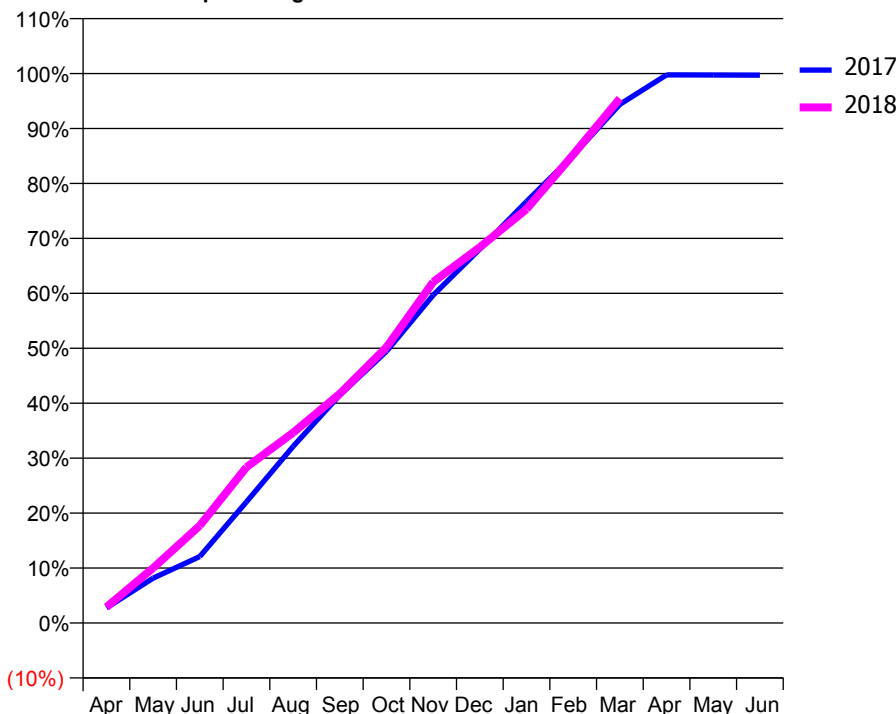
ACCESS*

Patients seen in 24 months	Total	Change since previous quarter
Quarter ending March 2017	4,712	
Quarter ending June 2017	4,731	→
Quarter ending September 2017	4,782	→
Quarter ending December 2017	4,807	→
Quarter ending March 2018	4,870	→
Variance since March 2017	3.4%	↑



ACTIVITY

Cumulative percentage of contracted UDA delivered 2017 & 2018



Month	Adjusted Scheduled Activity (UDA)	
	2017	2018
April	303	319
May	898	1,101
June	1,329	1,951
July	2,426	3,119
August	3,537	3,811
September	4,562	4,590
October	5,438	5,522
November	6,562	6,827
December	7,485	7,524
January	8,437	8,286
February	9,362	9,376
March	10,383	10,500
April	10,973	
May	10,970	
June	10,966	

QUALITY

	Quantity	Base Number	Contract	AT	Region	England
% of FP17s for the same patient ID Re-attending within 3 months - Children	107	1,162	9.2%	10.5%	11.5%	11.9%
% of FP17s for the same patient ID Re-attending within 3 months - Adults	562	3,836	14.7%	16.1%	16.8%	16.0%
% of FP17s for the same patient ID Re-attending between 3 & 9 months - Children	476	1,162	41.0%	43.4%	47.7%	58.3%
% of FP17s for the same patient ID Re-attending between 3 & 9 months - Adults	1,051	3,836	27.4%	35.8%	38.2%	50.3%
% of FP17s for Band 1 Urgent Courses	705	4,175	16.9%	10.9%	10.6%	9.1%
% of FP17s Relating to Free Repair or Replacements	21	4,175	0.5%	0.5%	0.6%	0.8%
% of FP17s Relating to Continuations	10	4,175	0.2%	0.7%	0.8%	1.0%
% of Patients satisfied with the dentistry they have received	1	1	N/A	89.7%	89.3%	91.5%
% of Patients satisfied with the time they had to wait for an appointment	0	1	N/A	82.7%	84.4%	87.9%

* This is based on patients treated on this contract for their most recent course of treatment. Figures in italics indicate the base number of FP17s or Patient Questionnaire responses are less than 100. N/A is shown where the base number of responses is less than 10 during the period. % is calculated as Quantity/Base number*100

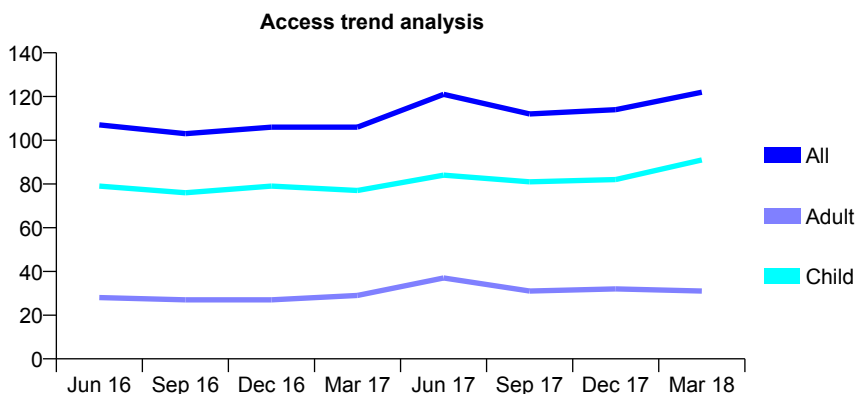
Q61 - Vital Signs At a Glance Contract Report for 107042/0002 - March 2018

Name or company name	Sudhir Thakerar & Partners
Contract type name	GDS Contract
Purpose of contract	General
Contract start date	01/08/2014
Contract end date	

17/18 Contracted general activity (UDA)	245
Carry forward general activity (UDA)	-5
17/18 Contracted orthodontic activity (UOA)	0
Carry forward orthodontic activity (UOA)	0
Baseline contract value	£7,974.69

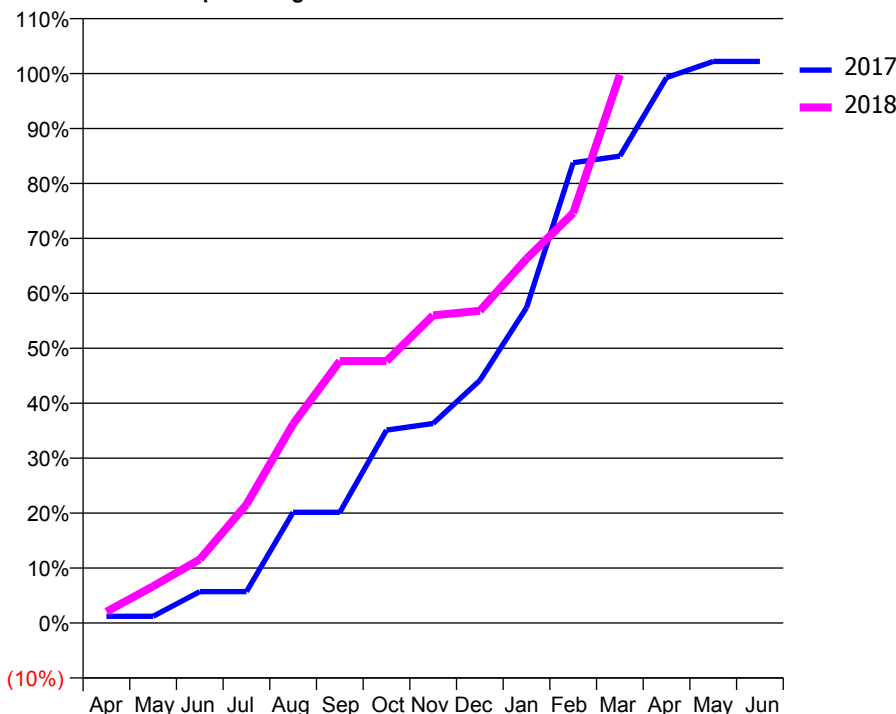
ACCESS*

Patients seen in 24 months	Total	Change since previous quarter
Quarter ending March 2017	106	
Quarter ending June 2017	121	↑
Quarter ending September 2017	112	↓
Quarter ending December 2017	114	→
Quarter ending March 2018	122	↑
Variance since March 2017	15.1%	↑



ACTIVITY

Cumulative percentage of contracted UDA delivered 2017 & 2018



Month	Adjusted Scheduled Activity (UDA)	
	2017	2018
April	3	5
May	3	16
June	14	28
July	14	53
August	49	89
September	49	117
October	86	117
November	89	137
December	108	139
January	141	162
February	205	183
March	208	244
April	243	
May	250	
June	250	

QUALITY

	Quantity	Base Number	Contract	AT	Region	England
% of FP17s for the same patient ID Re-attending within 3 months - Children	8	135	5.9%	10.5%	11.5%	11.9%
% of FP17s for the same patient ID Re-attending within 3 months - Adults	6	35	17.1%	16.1%	16.8%	16.0%
% of FP17s for the same patient ID Re-attending between 3 & 9 months - Children	52	135	38.5%	43.4%	47.7%	58.3%
% of FP17s for the same patient ID Re-attending between 3 & 9 months - Adults	12	35	34.3%	35.8%	38.2%	50.3%
% of FP17s for Band 1 Urgent Courses	17	141	12.1%	10.9%	10.6%	9.1%
% of FP17s Relating to Free Repair or Replacements	0	141	0.0%	0.5%	0.6%	0.8%
% of FP17s Relating to Continuations	0	141	0.0%	0.7%	0.8%	1.0%
% of Patients satisfied with the dentistry they have received	0	0	N/A	89.7%	89.3%	91.5%
% of Patients satisfied with the time they had to wait for an appointment	0	0	N/A	82.7%	84.4%	87.9%

* This is based on patients treated on this contract for their most recent course of treatment. Figures in italics indicate the base number of FP17s or Patient Questionnaire responses are less than 100. N/A is shown where the base number of responses is less than 10 during the period. % is calculated as Quantity/Base number*100

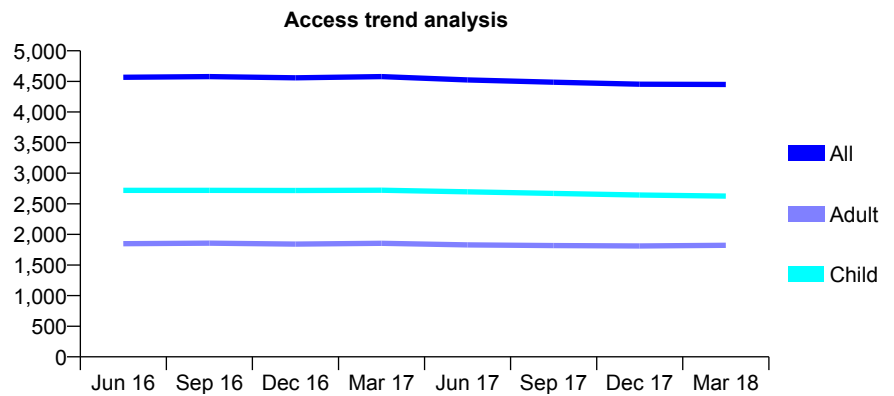
Q61 - Vital Signs At a Glance Contract Report for 109061/0001 - March 2018

Name or company name	Davidoff Dental Practice
Contract type name	GDS Contract
Purpose of contract	General and Orthodontic
Contract start date	23/11/2012
Contract end date	

17/18 Contracted general activity (UDA)	14,478
Carry forward general activity (UDA)	23
17/18 Contracted orthodontic activity (UOA)	1,420
Carry forward orthodontic activity (UOA)	-28
Baseline contract value	£519,903.03

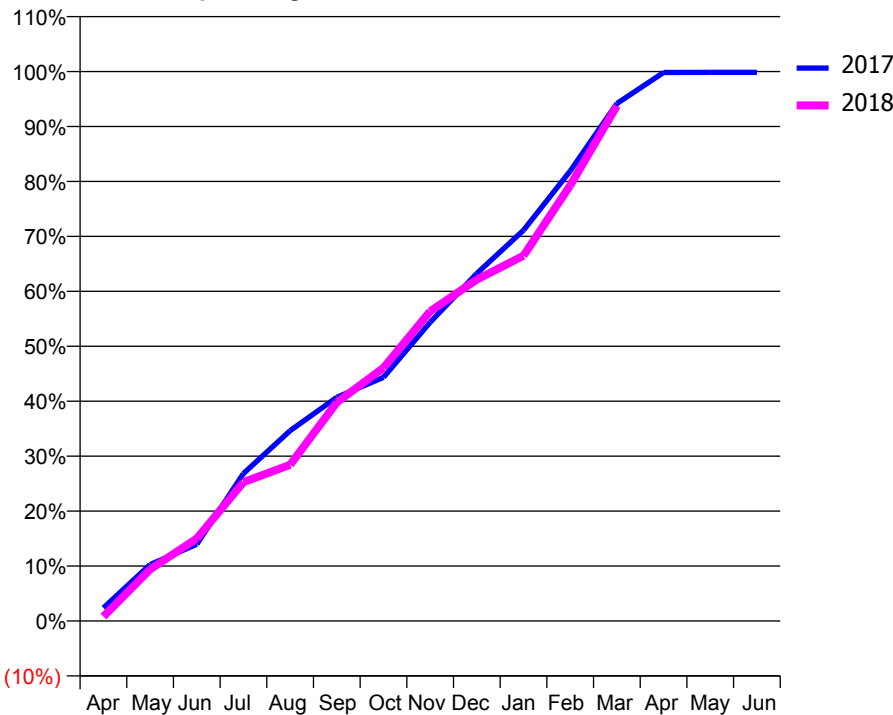
ACCESS*

Patients seen in 24 months	Total	Change since previous quarter
Quarter ending March 2017	4,578	
Quarter ending June 2017	4,525	↓
Quarter ending September 2017	4,488	→
Quarter ending December 2017	4,455	→
Quarter ending March 2018	4,449	→
Variance since March 2017	(2.8%)	↓



ACTIVITY

Cumulative percentage of contracted UDA delivered 2017 & 2018



Month	Adjusted Scheduled Activity (UDA)	
	2017	2018
April	347	118
May	1,487	1,361
June	2,021	2,172
July	3,886	3,658
August	5,014	4,117
September	5,894	5,760
October	6,421	6,670
November	7,873	8,161
December	9,159	8,995
January	10,294	9,624
February	11,856	11,475
March	13,633	13,575
April	14,451	
May	14,455	
June	14,455	

QUALITY

	Quantity	Base Number	Contract	AT	Region	England
% of FP17s for the same patient ID Re-attending within 3 months - Children	627	4,154	15.1%	10.5%	11.5%	11.9%
% of FP17s for the same patient ID Re-attending within 3 months - Adults	472	2,494	18.9%	16.1%	16.8%	16.0%
% of FP17s for the same patient ID Re-attending between 3 & 9 months - Children	2,108	4,154	50.7%	43.4%	47.7%	58.3%
% of FP17s for the same patient ID Re-attending between 3 & 9 months - Adults	1,305	2,494	52.3%	35.8%	38.2%	50.3%
% of FP17s for Band 1 Urgent Courses	873	6,016	14.5%	10.9%	10.6%	9.1%
% of FP17s Relating to Free Repair or Replacements	1	6,016	0.0%	0.5%	0.6%	0.8%
% of FP17s Relating to Continuations	3	6,016	0.0%	0.7%	0.8%	1.0%
% of Patients satisfied with the dentistry they have received	3	4	N/A	89.7%	89.3%	91.5%
% of Patients satisfied with the time they had to wait for an appointment	2	4	N/A	82.7%	84.4%	87.9%

* This is based on patients treated on this contract for their most recent course of treatment. Figures in italics indicate the base number of FP17s or Patient Questionnaire responses are less than 100. N/A is shown where the base number of responses is less than 10 during the period. % is calculated as Quantity/Base number*100

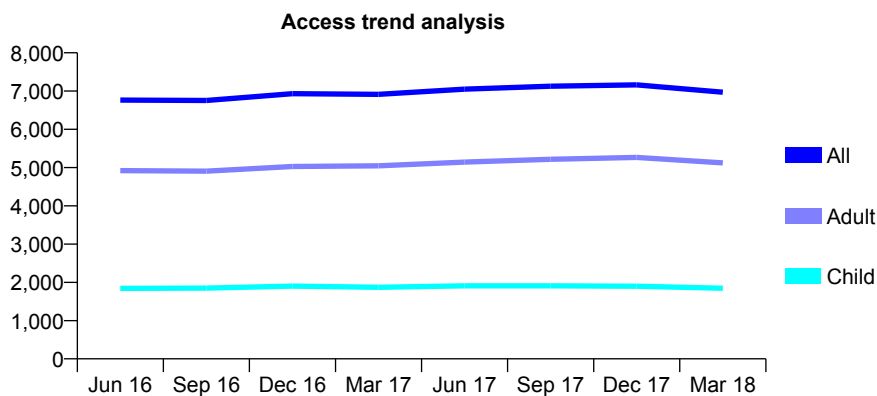
Q61 - Vital Signs At a Glance Contract Report for 109665/0001 - March 2018

Name or company name	Woodford Dental Care
Contract type name	Pilot Contract
Purpose of contract	General and Orthodontic
Contract start date	01/11/2006
Contract end date	

17/18 Contracted general activity (UDA)	15,510
Carry forward general activity (UDA)	0
17/18 Contracted orthodontic activity (UOA)	215
Carry forward orthodontic activity (UOA)	0
Baseline contract value	£536,795.70

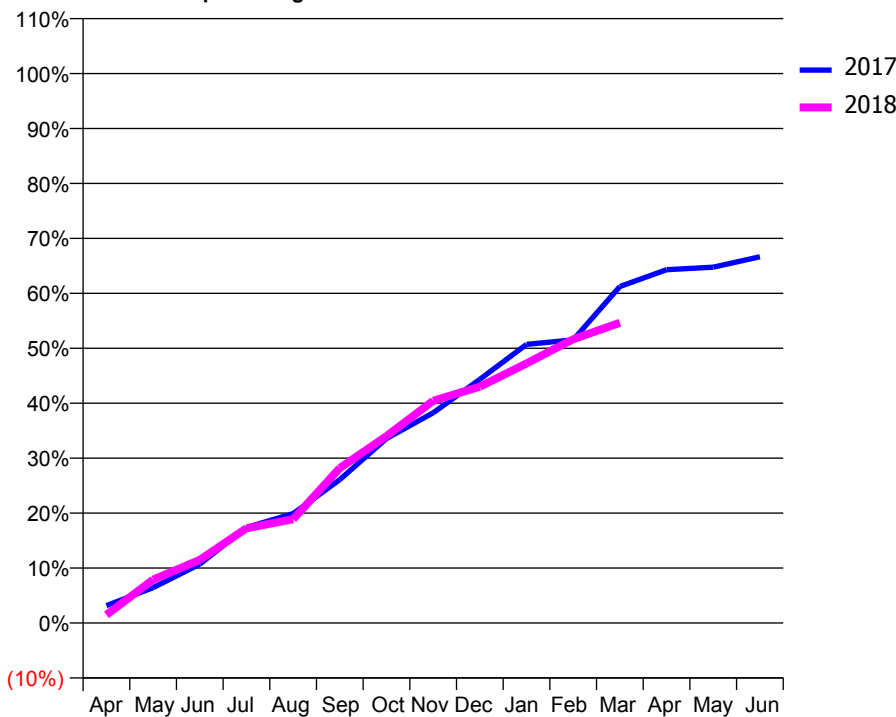
ACCESS*

Patients seen in 24 months	Total	Change since previous quarter
Quarter ending March 2017	6,915	
Quarter ending June 2017	7,051	→
Quarter ending September 2017	7,126	→
Quarter ending December 2017	7,163	→
Quarter ending March 2018	6,970	↓
Variance since March 2017	0.8%	→



ACTIVITY

Cumulative percentage of contracted UDA delivered 2017 & 2018



Month	Adjusted Scheduled Activity (UDA)	
	2017	2018
April	490	230
May	999	1,225
June	1,663	1,784
July	2,697	2,674
August	3,089	2,931
September	4,048	4,376
October	5,206	5,273
November	5,933	6,274
December	6,880	6,672
January	7,864	7,327
February	7,993	8,013
March	9,498	8,473
April	9,972	
May	10,045	
June	10,337	

QUALITY

	Quantity	Base Number	Contract	AT	Region	England
% of FP17s for the same patient ID Re-attending within 3 months - Children	163	2,210	7.4%	10.5%	11.5%	11.9%
% of FP17s for the same patient ID Re-attending within 3 months - Adults	612	4,932	12.4%	16.1%	16.8%	16.0%
% of FP17s for the same patient ID Re-attending between 3 & 9 months - Children	988	2,210	44.7%	43.4%	47.7%	58.3%
% of FP17s for the same patient ID Re-attending between 3 & 9 months - Adults	1,128	4,932	22.9%	35.8%	38.2%	50.3%
% of FP17s for Band 1 Urgent Courses	846	5,767	14.7%	10.9%	10.6%	9.1%
% of FP17s Relating to Free Repair or Replacements	9	5,767	0.2%	0.5%	0.6%	0.8%
% of FP17s Relating to Continuations	1	5,767	0.0%	0.7%	0.8%	1.0%
% of Patients satisfied with the dentistry they have received	0	0	N/A	89.7%	89.3%	91.5%
% of Patients satisfied with the time they had to wait for an appointment	0	0	N/A	82.7%	84.4%	87.9%

* This is based on patients treated on this contract for their most recent course of treatment. Figures in italics indicate the base number of FP17s or Patient Questionnaire responses are less than 100. N/A is shown where the base number of responses is less than 10 during the period. % is calculated as Quantity/Base number*100

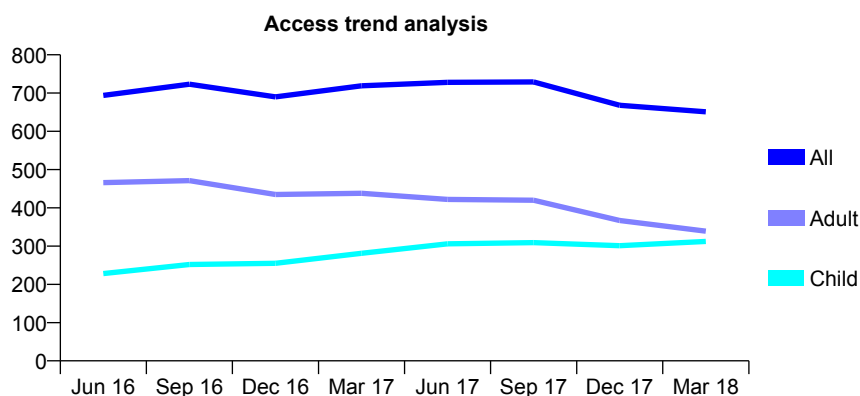
Q61 - Vital Signs At a Glance Contract Report for 109959/0001 - March 2018

Name or company name	Adarsh Thanki and Ilja Sapiro
Contract type name	GDS Contract
Purpose of contract	General
Contract start date	01/01/2012
Contract end date	

17/18 Contracted general activity (UDA)	1,272
Carry forward general activity (UDA)	2
17/18 Contracted orthodontic activity (UOA)	0
Carry forward orthodontic activity (UOA)	0
Baseline contract value	£35,785.27

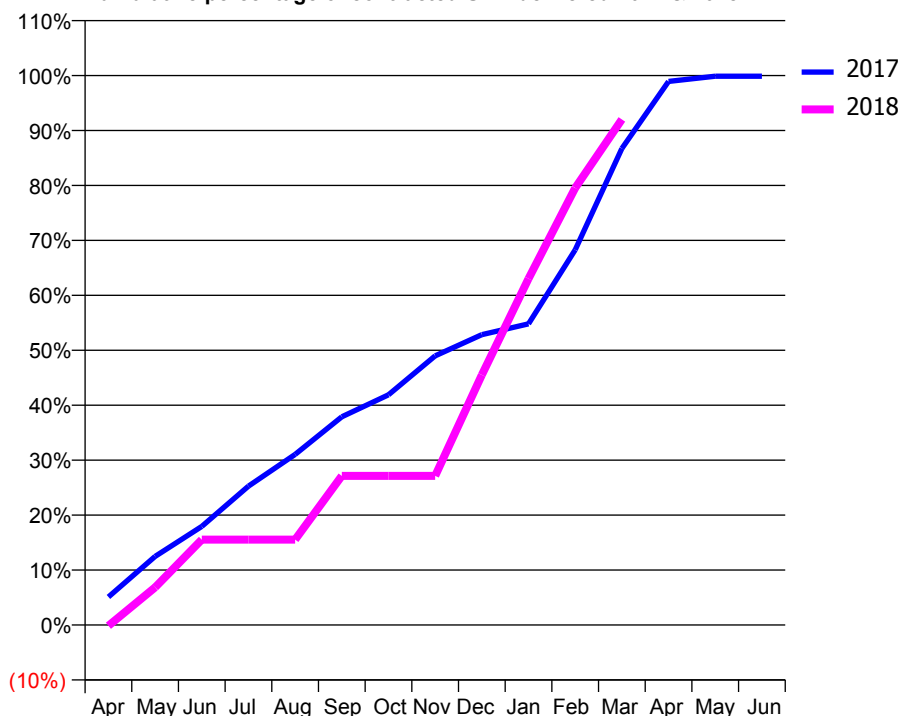
ACCESS*

Patients seen in 24 months	Total	Change since previous quarter
Quarter ending March 2017	719	
Quarter ending June 2017	728	→
Quarter ending September 2017	729	→
Quarter ending December 2017	668	↓
Quarter ending March 2018	651	↓
Variance since March 2017	(9.5%)	↓



ACTIVITY

Cumulative percentage of contracted UDA delivered 2017 & 2018



Month	Adjusted Scheduled Activity (UDA)	
	2017	2018
April	65	-2
May	159	87
June	228	198
July	321	198
August	395	198
September	482	345
October	533	345
November	623	345
December	672	579
January	697	802
February	869	1,012
March	1,103	1,170
April	1,258	
May	1,270	
June	1,270	

QUALITY

	Quantity	Base Number	Contract	AT	Region	England
% of FP17s for the same patient ID Re-attending within 3 months - Children	17	375	4.5%	10.5%	11.5%	11.9%
% of FP17s for the same patient ID Re-attending within 3 months - Adults	19	270	7.0%	16.1%	16.8%	16.0%
% of FP17s for the same patient ID Re-attending between 3 & 9 months - Children	175	375	46.7%	43.4%	47.7%	58.3%
% of FP17s for the same patient ID Re-attending between 3 & 9 months - Adults	62	270	23.0%	35.8%	38.2%	50.3%
% of FP17s for Band 1 Urgent Courses	38	599	6.3%	10.9%	10.6%	9.1%
% of FP17s Relating to Free Repair or Replacements	0	599	0.0%	0.5%	0.6%	0.8%
% of FP17s Relating to Continuations	0	599	0.0%	0.7%	0.8%	1.0%
% of Patients satisfied with the dentistry they have received	0	0	N/A	89.7%	89.3%	91.5%
% of Patients satisfied with the time they had to wait for an appointment	0	0	N/A	82.7%	84.4%	87.9%

* This is based on patients treated on this contract for their most recent course of treatment. Figures in italics indicate the base number of FP17s or Patient Questionnaire responses are less than 100. N/A is shown where the base number of responses is less than 10 during the period. % is calculated as Quantity/Base number*100

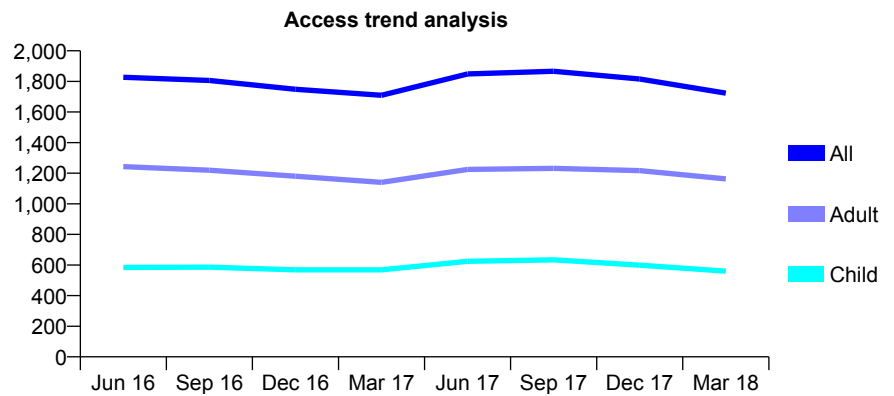
Q61 - Vital Signs At a Glance Contract Report for 110043/0001 - March 2018

Name or company name	Care Dental Practice
Contract type name	GDS Contract
Purpose of contract	General
Contract start date	01/10/2007
Contract end date	

17/18 Contracted general activity (UDA)	5,915
Carry forward general activity (UDA)	0
17/18 Contracted orthodontic activity (UOA)	0
Carry forward orthodontic activity (UOA)	0
Baseline contract value	£188,204.46

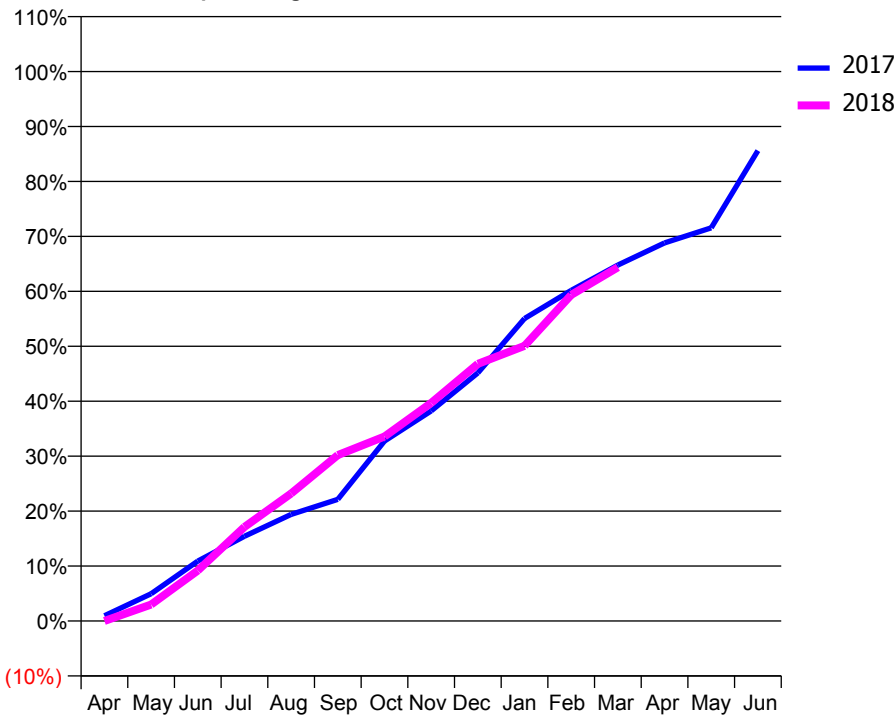
ACCESS*

Patients seen in 24 months	Total	Change since previous quarter
Quarter ending March 2017	1,709	
Quarter ending June 2017	1,849	↑
Quarter ending September 2017	1,866	→
Quarter ending December 2017	1,816	↓
Quarter ending March 2018	1,723	↓
Variance since March 2017	0.8%	→



ACTIVITY

Cumulative percentage of contracted UDA delivered 2017 & 2018



Month	Adjusted Scheduled Activity (UDA)	
	2017	2018
April	57	0
May	294	177
June	645	544
July	912	1,013
August	1,148	1,374
September	1,310	1,787
October	1,938	1,986
November	2,261	2,348
December	2,671	2,768
January	3,256	2,962
February	3,559	3,511
March	3,832	3,807
April	4,071	
May	4,232	
June	5,063	

QUALITY

	Quantity	Base Number	Contract	AT	Region	England
% of FP17s for the same patient ID Re-attending within 3 months - Children	49	517	9.5%	10.5%	11.5%	11.9%
% of FP17s for the same patient ID Re-attending within 3 months - Adults	260	1,271	20.5%	16.1%	16.8%	16.0%
% of FP17s for the same patient ID Re-attending between 3 & 9 months - Children	89	517	17.2%	43.4%	47.7%	58.3%
% of FP17s for the same patient ID Re-attending between 3 & 9 months - Adults	241	1,271	19.0%	35.8%	38.2%	50.3%
% of FP17s for Band 1 Urgent Courses	234	1,387	16.9%	10.9%	10.6%	9.1%
% of FP17s Relating to Free Repair or Replacements	5	1,387	0.4%	0.5%	0.6%	0.8%
% of FP17s Relating to Continuations	5	1,387	0.4%	0.7%	0.8%	1.0%
% of Patients satisfied with the dentistry they have received	0	0	N/A	89.7%	89.3%	91.5%
% of Patients satisfied with the time they had to wait for an appointment	0	0	N/A	82.7%	84.4%	87.9%

* This is based on patients treated on this contract for their most recent course of treatment. Figures in italics indicate the base number of FP17s or Patient Questionnaire responses are less than 100. N/A is shown where the base number of responses is less than 10 during the period. % is calculated as Quantity/Base number*100

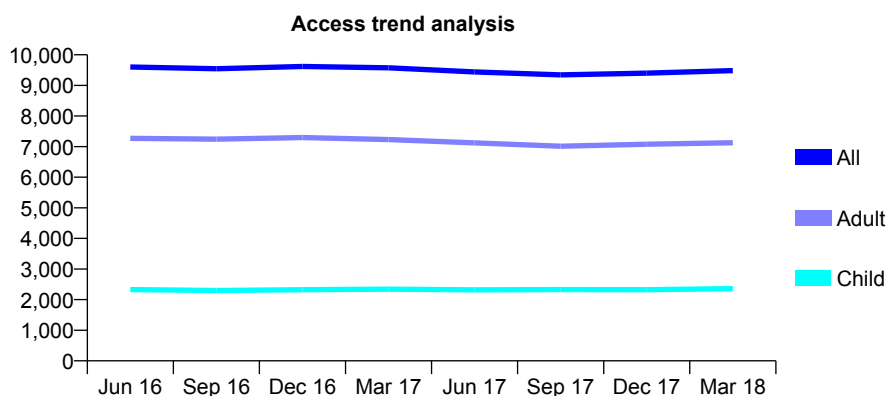
Q61 - Vital Signs At a Glance Contract Report for 110167/0001 - March 2018

Name or company name	Mr K Esmail and M K Velji
Contract type name	GDS Contract
Purpose of contract	General
Contract start date	01/05/2013
Contract end date	

17/18 Contracted general activity (UDA)	26,714
Carry forward general activity (UDA)	35
17/18 Contracted orthodontic activity (UOA)	0
Carry forward orthodontic activity (UOA)	0
Baseline contract value	£716,003.18

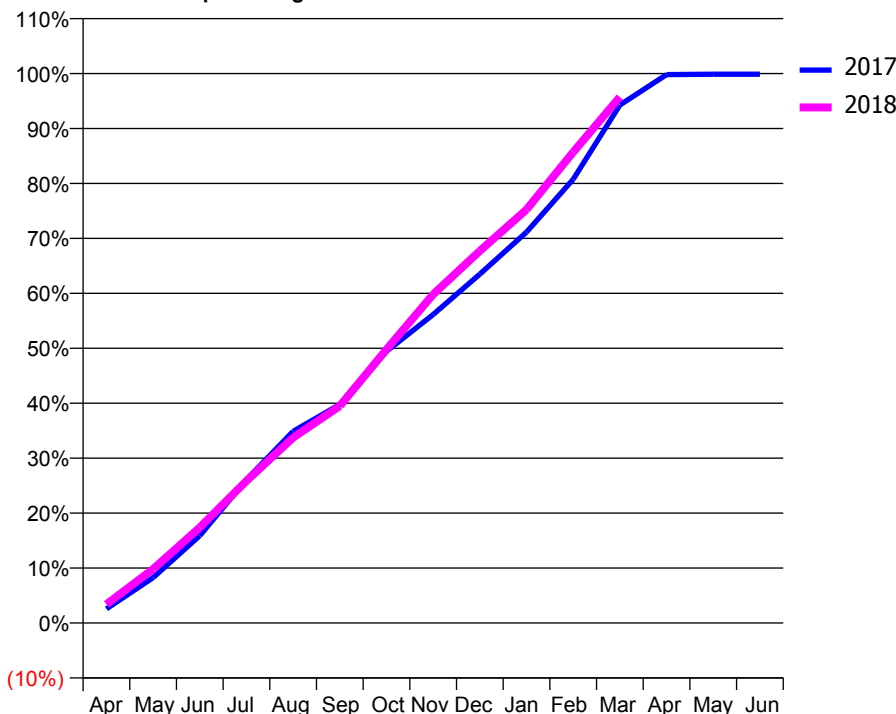
ACCESS*

Patients seen in 24 months	Total	Change since previous quarter
Quarter ending March 2017	9,573	
Quarter ending June 2017	9,440	↓
Quarter ending September 2017	9,344	↓
Quarter ending December 2017	9,403	→
Quarter ending March 2018	9,483	→
Variance since March 2017	(0.9%)	→



ACTIVITY

Cumulative percentage of contracted UDA delivered 2017 & 2018



QUALITY

	Quantity	Base Number	Contract	AT	Region	England
% of FP17s for the same patient ID Re-attending within 3 months - Children	208	2,778	7.5%	10.5%	11.5%	11.9%
% of FP17s for the same patient ID Re-attending within 3 months - Adults	1,329	8,033	16.5%	16.1%	16.8%	16.0%
% of FP17s for the same patient ID Re-attending between 3 & 9 months - Children	1,116	2,778	40.2%	43.4%	47.7%	58.3%
% of FP17s for the same patient ID Re-attending between 3 & 9 months - Adults	2,902	8,033	36.1%	35.8%	38.2%	50.3%
% of FP17s for Band 1 Urgent Courses	1,361	10,235	13.3%	10.9%	10.6%	9.1%
% of FP17s Relating to Free Repair or Replacements	37	10,235	0.4%	0.5%	0.6%	0.8%
% of FP17s Relating to Continuations	109	10,235	1.1%	0.7%	0.8%	1.0%
% of Patients satisfied with the dentistry they have received	16	16	100.0%	89.7%	89.3%	91.5%
% of Patients satisfied with the time they had to wait for an appointment	15	16	93.8%	82.7%	84.4%	87.9%

* This is based on patients treated on this contract for their most recent course of treatment. Figures in italics indicate the base number of FP17s or Patient Questionnaire responses are less than 100. N/A is shown where the base number of responses is less than 10 during the period. % is calculated as Quantity/Base number*100

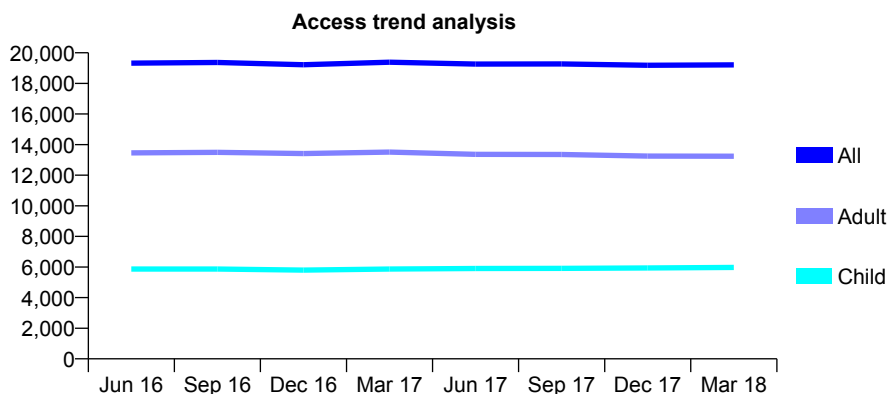
Q61 - Vital Signs At a Glance Contract Report for 110167/0002 - March 2018

Name or company name	Mr K Esmail and M K Velji
Contract type name	GDS Contract
Purpose of contract	General
Contract start date	01/05/2013
Contract end date	

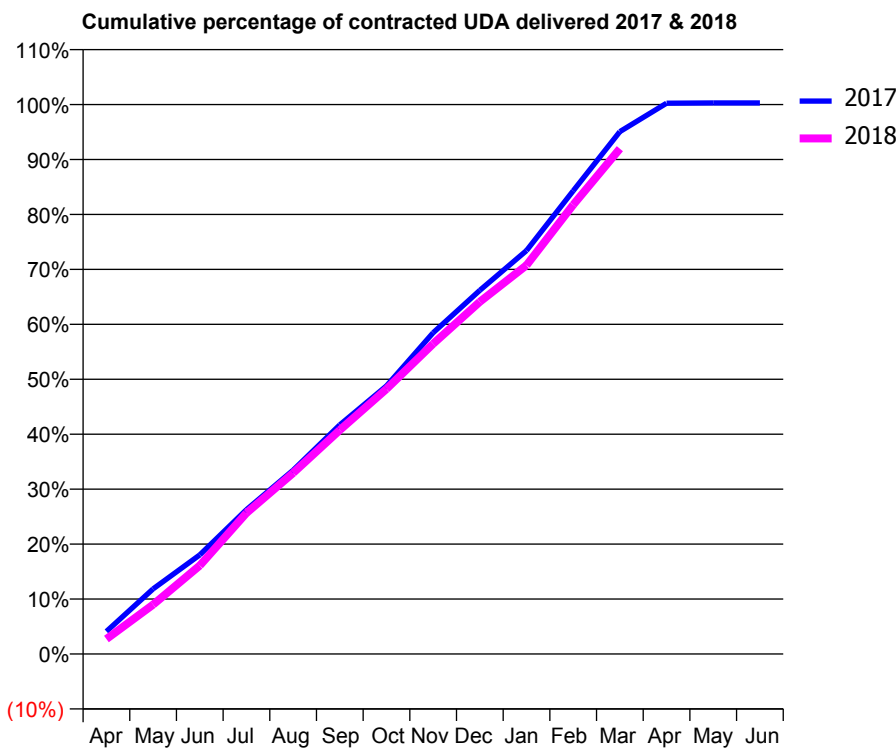
17/18 Contracted general activity (UDA)	53,705
Carry forward general activity (UDA)	-150
17/18 Contracted orthodontic activity (UOA)	0
Carry forward orthodontic activity (UOA)	0
Baseline contract value	£1,466,017.77

ACCESS*

Patients seen in 24 months	Total	Change since previous quarter
Quarter ending March 2017	19,387	
Quarter ending June 2017	19,265	→
Quarter ending September 2017	19,270	→
Quarter ending December 2017	19,187	→
Quarter ending March 2018	19,209	→
Variance since March 2017	(0.9%)	→



ACTIVITY



Month	Adjusted Scheduled Activity (UDA)	
	2017	2018
April	2,207	1,468
May	6,361	4,834
June	9,689	8,651
July	14,102	13,778
August	17,966	17,688
September	22,401	21,893
October	26,202	25,901
November	31,403	30,314
December	35,544	34,429
January	39,431	37,991
February	45,264	43,904
March	51,056	49,390
April	53,835	
May	53,852	
June	53,855	

QUALITY

	Quantity	Base Number	Contract	AT	Region	England
% of FP17s for the same patient ID Re-attending within 3 months - Children	569	6,414	8.9%	10.5%	11.5%	11.9%
% of FP17s for the same patient ID Re-attending within 3 months - Adults	2,117	12,904	16.4%	16.1%	16.8%	16.0%
% of FP17s for the same patient ID Re-attending between 3 & 9 months - Children	1,829	6,414	28.5%	43.4%	47.7%	58.3%
% of FP17s for the same patient ID Re-attending between 3 & 9 months - Adults	3,486	12,904	27.0%	35.8%	38.2%	50.3%
% of FP17s for Band 1 Urgent Courses	3,004	18,500	16.2%	10.9%	10.6%	9.1%
% of FP17s Relating to Free Repair or Replacements	63	18,500	0.3%	0.5%	0.6%	0.8%
% of FP17s Relating to Continuations	141	18,500	0.8%	0.7%	0.8%	1.0%
% of Patients satisfied with the dentistry they have received	9	9	N/A	89.7%	89.3%	91.5%
% of Patients satisfied with the time they had to wait for an appointment	9	9	N/A	82.7%	84.4%	87.9%

* This is based on patients treated on this contract for their most recent course of treatment. Figures in italics indicate the base number of FP17s or Patient Questionnaire responses are less than 100. N/A is shown where the base number of responses is less than 10 during the period. % is calculated as Quantity/Base number*100

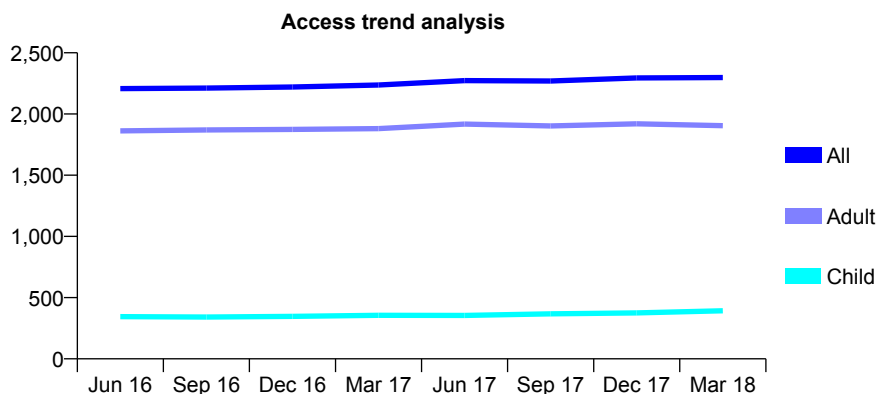
Q61 - Vital Signs At a Glance Contract Report for 110175/0001 - March 2018

Name or company name	Dr N Radia and Dr K Rughani
Contract type name	GDS Contract
Purpose of contract	General
Contract start date	03/12/2012
Contract end date	

17/18 Contracted general activity (UDA)	6,929
Carry forward general activity (UDA)	229
17/18 Contracted orthodontic activity (UOA)	0
Carry forward orthodontic activity (UOA)	0
Baseline contract value	£190,336.71

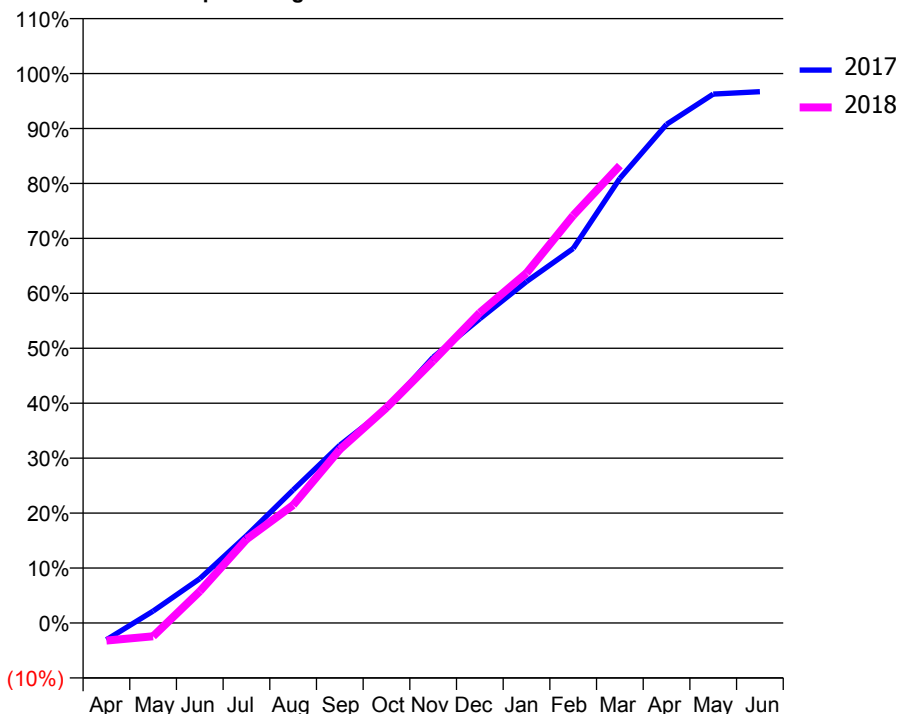
ACCESS*

Patients seen in 24 months	Total	Change since previous quarter
Quarter ending March 2017	2,237	
Quarter ending June 2017	2,273	→
Quarter ending September 2017	2,270	→
Quarter ending December 2017	2,295	→
Quarter ending March 2018	2,298	→
Variance since March 2017	2.7%	↑



ACTIVITY

Cumulative percentage of contracted UDA delivered 2017 & 2018



Month	Adjusted Scheduled Activity (UDA)	
	2017	2018
April	-213	-223
May	151	-169
June	559	400
July	1,100	1,055
August	1,677	1,487
September	2,241	2,189
October	2,705	2,715
November	3,353	3,307
December	3,836	3,914
January	4,305	4,412
February	4,723	5,140
March	5,607	5,769
April	6,288	
May	6,670	
June	6,700	

QUALITY

	Quantity	Base Number	Contract	AT	Region	England
% of FP17s for the same patient ID Re-attending within 3 months - Children	80	725	11.0%	10.5%	11.5%	11.9%
% of FP17s for the same patient ID Re-attending within 3 months - Adults	394	3,185	12.4%	16.1%	16.8%	16.0%
% of FP17s for the same patient ID Re-attending between 3 & 9 months - Children	450	725	62.1%	43.4%	47.7%	58.3%
% of FP17s for the same patient ID Re-attending between 3 & 9 months - Adults	2,164	3,185	67.9%	35.8%	38.2%	50.3%
% of FP17s for Band 1 Urgent Courses	203	3,391	6.0%	10.9%	10.6%	9.1%
% of FP17s Relating to Free Repair or Replacements	27	3,391	0.8%	0.5%	0.6%	0.8%
% of FP17s Relating to Continuations	35	3,391	1.0%	0.7%	0.8%	1.0%
% of Patients satisfied with the dentistry they have received	7	8	N/A	89.7%	89.3%	91.5%
% of Patients satisfied with the time they had to wait for an appointment	7	8	N/A	82.7%	84.4%	87.9%

* This is based on patients treated on this contract for their most recent course of treatment. Figures in italics indicate the base number of FP17s or Patient Questionnaire responses are less than 100. N/A is shown where the base number of responses is less than 10 during the period. % is calculated as Quantity/Base number*100

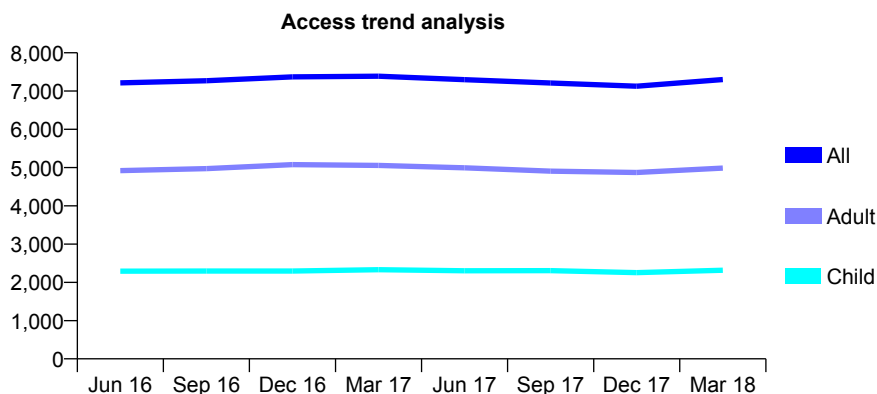
Q61 - Vital Signs At a Glance Contract Report for 110582/0001 - March 2018

Name or company name	MR S DARVISH-KOJOURI
Contract type name	GDS Contract
Purpose of contract	General
Contract start date	01/06/2013
Contract end date	

17/18 Contracted general activity (UDA)	21,262
Carry forward general activity (UDA)	-17
17/18 Contracted orthodontic activity (UOA)	0
Carry forward orthodontic activity (UOA)	0
Baseline contract value	£614,311.27

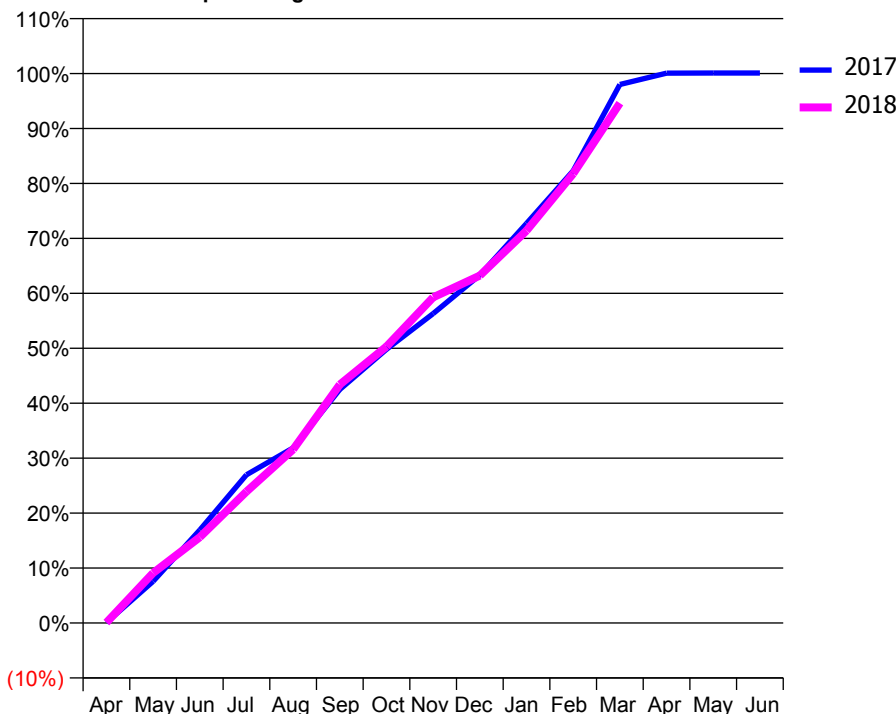
ACCESS*

Patients seen in 24 months	Total	Change since previous quarter
Quarter ending March 2017	7,389	
Quarter ending June 2017	7,296	↓
Quarter ending September 2017	7,212	↓
Quarter ending December 2017	7,126	↓
Quarter ending March 2018	7,300	↑
Variance since March 2017	(1.2%)	↓



ACTIVITY

Cumulative percentage of contracted UDA delivered 2017 & 2018



Month	Adjusted Scheduled Activity (UDA)	
	2017	2018
April	18	17
May	1,613	1,937
June	3,600	3,322
July	5,733	5,087
August	6,779	6,714
September	9,035	9,227
October	10,589	10,696
November	11,972	12,604
December	13,462	13,445
January	15,458	15,181
February	17,499	17,387
March	20,839	20,115
April	21,278	
May	21,279	
June	21,279	

QUALITY

	Quantity	Base Number	Contract	AT	Region	England
% of FP17s for the same patient ID Re-attending within 3 months - Children	236	2,710	8.7%	10.5%	11.5%	11.9%
% of FP17s for the same patient ID Re-attending within 3 months - Adults	725	5,100	14.2%	16.1%	16.8%	16.0%
% of FP17s for the same patient ID Re-attending between 3 & 9 months - Children	1,223	2,710	45.1%	43.4%	47.7%	58.3%
% of FP17s for the same patient ID Re-attending between 3 & 9 months - Adults	1,910	5,100	37.5%	35.8%	38.2%	50.3%
% of FP17s for Band 1 Urgent Courses	996	7,652	13.0%	10.9%	10.6%	9.1%
% of FP17s Relating to Free Repair or Replacements	43	7,652	0.6%	0.5%	0.6%	0.8%
% of FP17s Relating to Continuations	78	7,652	1.0%	0.7%	0.8%	1.0%
% of Patients satisfied with the dentistry they have received	5	5	N/A	89.7%	89.3%	91.5%
% of Patients satisfied with the time they had to wait for an appointment	3	5	N/A	82.7%	84.4%	87.9%

* This is based on patients treated on this contract for their most recent course of treatment. Figures in italics indicate the base number of FP17s or Patient Questionnaire responses are less than 100. N/A is shown where the base number of responses is less than 10 during the period. % is calculated as Quantity/Base number*100

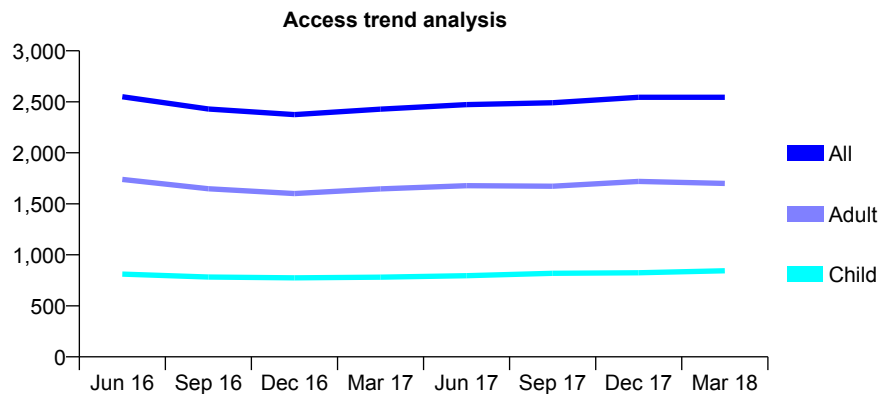
Q61 - Vital Signs At a Glance Contract Report for 110981/0001 - March 2018

Name or company name	Wellesley House Dental Practice Ltd
Contract type name	GDS Contract
Purpose of contract	General
Contract start date	01/06/2011
Contract end date	

17/18 Contracted general activity (UDA)	10,303
Carry forward general activity (UDA)	206
17/18 Contracted orthodontic activity (UOA)	0
Carry forward orthodontic activity (UOA)	0
Baseline contract value	£336,001.37

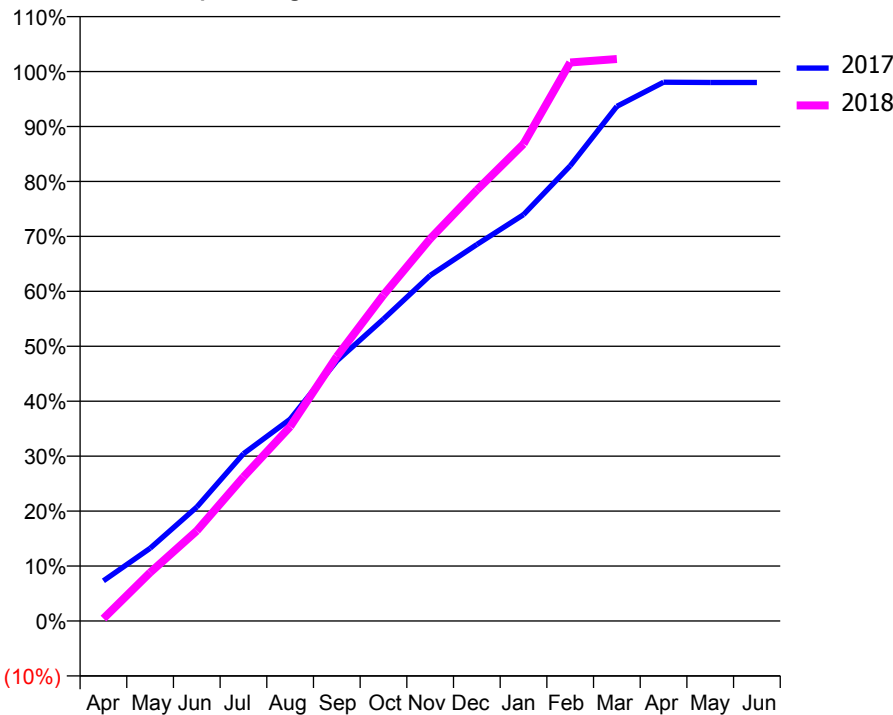
ACCESS*

Patients seen in 24 months	Total	Change since previous quarter
Quarter ending March 2017	2,428	
Quarter ending June 2017	2,473	→
Quarter ending September 2017	2,491	→
Quarter ending December 2017	2,544	↑
Quarter ending March 2018	2,544	→
Variance since March 2017	4.8%	↑



ACTIVITY

Cumulative percentage of contracted UDA delivered 2017 & 2018



Month	Adjusted Scheduled Activity (UDA)	
	2017	2018
April	754	46
May	1,364	909
June	2,136	1,692
July	3,136	2,703
August	3,783	3,644
September	4,877	4,960
October	5,662	6,114
November	6,480	7,167
December	7,061	8,079
January	7,619	8,944
February	8,535	10,472
March	9,650	10,538
April	10,102	
May	10,097	
June	10,097	

QUALITY

	Quantity	Base Number	Contract	AT	Region	England
% of FP17s for the same patient ID Re-attending within 3 months - Children	166	1,382	12.0%	10.5%	11.5%	11.9%
% of FP17s for the same patient ID Re-attending within 3 months - Adults	398	2,193	18.1%	16.1%	16.8%	16.0%
% of FP17s for the same patient ID Re-attending between 3 & 9 months - Children	674	1,382	48.8%	43.4%	47.7%	58.3%
% of FP17s for the same patient ID Re-attending between 3 & 9 months - Adults	841	2,193	38.3%	35.8%	38.2%	50.3%
% of FP17s for Band 1 Urgent Courses	193	3,466	5.6%	10.9%	10.6%	9.1%
% of FP17s Relating to Free Repair or Replacements	24	3,466	0.7%	0.5%	0.6%	0.8%
% of FP17s Relating to Continuations	71	3,466	2.0%	0.7%	0.8%	1.0%
% of Patients satisfied with the dentistry they have received	1	3	N/A	89.7%	89.3%	91.5%
% of Patients satisfied with the time they had to wait for an appointment	2	3	N/A	82.7%	84.4%	87.9%

* This is based on patients treated on this contract for their most recent course of treatment. Figures in italics indicate the base number of FP17s or Patient Questionnaire responses are less than 100. N/A is shown where the base number of responses is less than 10 during the period. % is calculated as Quantity/Base number*100

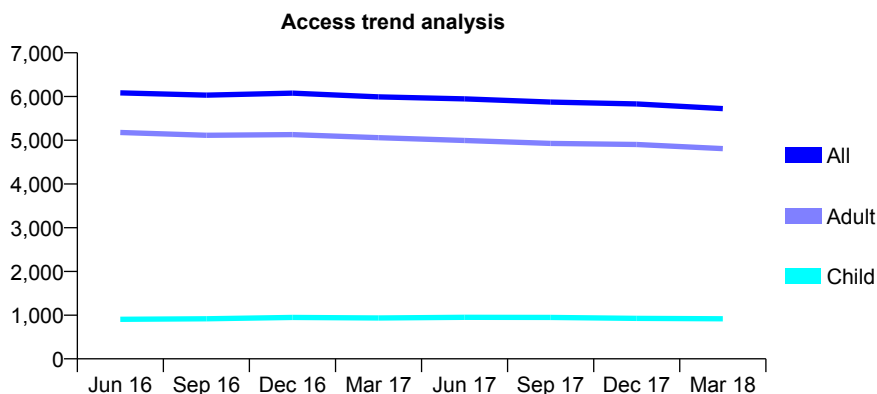
Q61 - Vital Signs At a Glance Contract Report for 111007/0001 - March 2018

Name or company name	Camden Dental Centre
Contract type name	GDS Contract
Purpose of contract	General
Contract start date	01/06/2010
Contract end date	

17/18 Contracted general activity (UDA)	20,108
Carry forward general activity (UDA)	-402
17/18 Contracted orthodontic activity (UOA)	0
Carry forward orthodontic activity (UOA)	0
Baseline contract value	£569,005.23

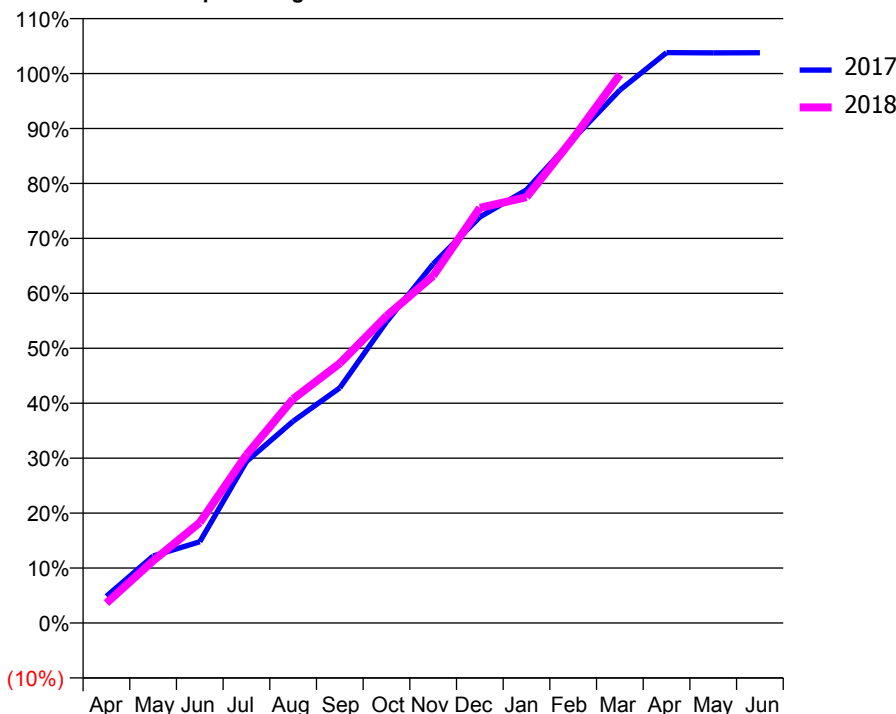
ACCESS*

Patients seen in 24 months	Total	Change since previous quarter
Quarter ending March 2017	5,993	
Quarter ending June 2017	5,946	→
Quarter ending September 2017	5,873	↓
Quarter ending December 2017	5,829	→
Quarter ending March 2018	5,725	↓
Variance since March 2017	(4.5%)	↓



ACTIVITY

Cumulative percentage of contracted UDA delivered 2017 & 2018



Month	Adjusted Scheduled Activity (UDA)	
	2017	2018
April	980	728
May	2,450	2,278
June	2,973	3,676
July	5,912	6,156
August	7,387	8,200
September	8,603	9,502
October	11,022	11,234
November	13,136	12,705
December	14,855	15,194
January	15,849	15,581
February	17,718	17,734
March	19,504	20,066
April	20,872	
May	20,864	
June	20,869	

QUALITY

	Quantity	Base Number	Contract	AT	Region	England
% of FP17s for the same patient ID Re-attending within 3 months - Children	96	1,032	9.3%	10.5%	11.5%	11.9%
% of FP17s for the same patient ID Re-attending within 3 months - Adults	644	4,816	13.4%	16.1%	16.8%	16.0%
% of FP17s for the same patient ID Re-attending between 3 & 9 months - Children	388	1,032	37.6%	43.4%	47.7%	58.3%
% of FP17s for the same patient ID Re-attending between 3 & 9 months - Adults	1,651	4,816	34.3%	35.8%	38.2%	50.3%
% of FP17s for Band 1 Urgent Courses	774	5,506	14.1%	10.9%	10.6%	9.1%
% of FP17s Relating to Free Repair or Replacements	94	5,506	1.7%	0.5%	0.6%	0.8%
% of FP17s Relating to Continuations	8	5,506	0.1%	0.7%	0.8%	1.0%
% of Patients satisfied with the dentistry they have received	13	16	81.3%	89.7%	89.3%	91.5%
% of Patients satisfied with the time they had to wait for an appointment	14	16	87.5%	82.7%	84.4%	87.9%

* This is based on patients treated on this contract for their most recent course of treatment. Figures in italics indicate the base number of FP17s or Patient Questionnaire responses are less than 100. N/A is shown where the base number of responses is less than 10 during the period. % is calculated as Quantity/Base number*100

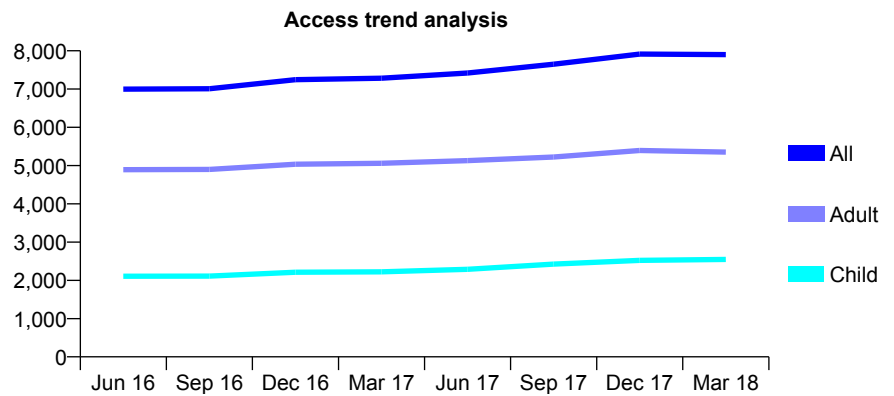
Q61 - Vital Signs At a Glance Contract Report for 11171/0001 - March 2018

Name or company name	Gale Street Limited
Contract type name	GDS Contract
Purpose of contract	General
Contract start date	01/08/2011
Contract end date	

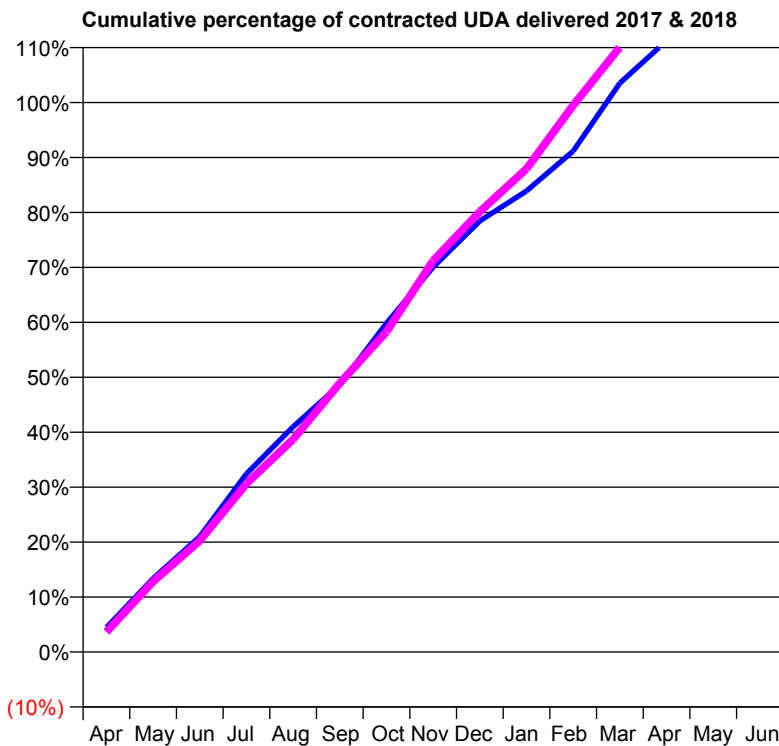
17/18 Contracted general activity (UDA)	21,775
Carry forward general activity (UDA)	-435
17/18 Contracted orthodontic activity (UOA)	0
Carry forward orthodontic activity (UOA)	0
Baseline contract value	£710,031.46

ACCESS*

Patients seen in 24 months	Total	Change since previous quarter
Quarter ending March 2017	7,282	
Quarter ending June 2017	7,419	→
Quarter ending September 2017	7,649	↑
Quarter ending December 2017	7,914	↑
Quarter ending March 2018	7,901	→
Variance since March 2017	8.5%	↑



ACTIVITY



Month	Adjusted Scheduled Activity (UDA)	
	2017	2018
April	972	795
May	2,915	2,790
June	4,573	4,408
July	7,060	6,672
August	8,927	8,429
September	10,594	10,654
October	13,030	12,690
November	15,250	15,507
December	17,079	17,453
January	18,270	19,146
February	19,847	21,665
March	22,547	23,967
April	24,218	
May	24,253	
June	24,256	

QUALITY

	Quantity	Base Number	Contract	AT	Region	England
% of FP17s for the same patient ID Re-attending within 3 months - Children	171	2,610	6.6%	10.5%	11.5%	11.9%
% of FP17s for the same patient ID Re-attending within 3 months - Adults	1,016	5,662	17.9%	16.1%	16.8%	16.0%
% of FP17s for the same patient ID Re-attending between 3 & 9 months - Children	632	2,610	24.2%	43.4%	47.7%	58.3%
% of FP17s for the same patient ID Re-attending between 3 & 9 months - Adults	1,368	5,662	24.2%	35.8%	38.2%	50.3%
% of FP17s for Band 1 Urgent Courses	803	7,757	10.4%	10.9%	10.6%	9.1%
% of FP17s Relating to Free Repair or Replacements	142	7,757	1.8%	0.5%	0.6%	0.8%
% of FP17s Relating to Continuations	95	7,757	1.2%	0.7%	0.8%	1.0%
% of Patients satisfied with the dentistry they have received	4	5	N/A	89.7%	89.3%	91.5%
% of Patients satisfied with the time they had to wait for an appointment	4	5	N/A	82.7%	84.4%	87.9%

* This is based on patients treated on this contract for their most recent course of treatment. Figures in italics indicate the base number of FP17s or Patient Questionnaire responses are less than 100. N/A is shown where the base number of responses is less than 10 during the period. % is calculated as Quantity/Base number*100

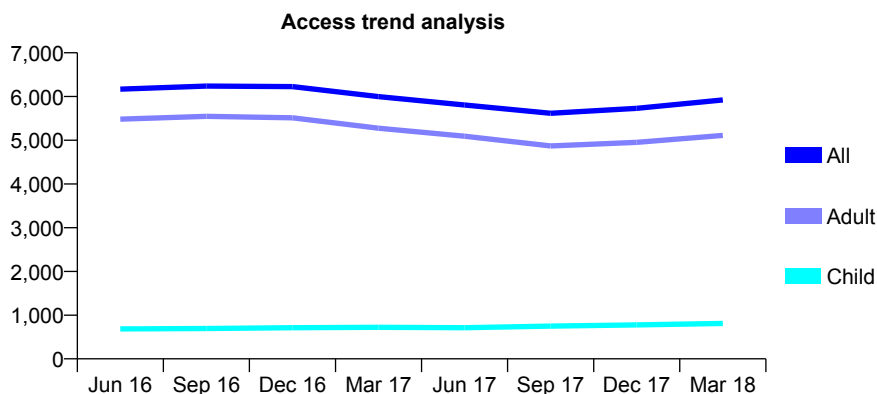
Q61 - Vital Signs At a Glance Contract Report for 113247/0001 - March 2018

Name or company name	Chalton Street Dental
Contract type name	GDS Contract
Purpose of contract	General
Contract start date	01/04/2010
Contract end date	

17/18 Contracted general activity (UDA)	14,297
Carry forward general activity (UDA)	933
17/18 Contracted orthodontic activity (UOA)	0
Carry forward orthodontic activity (UOA)	0
Baseline contract value	£381,106.55

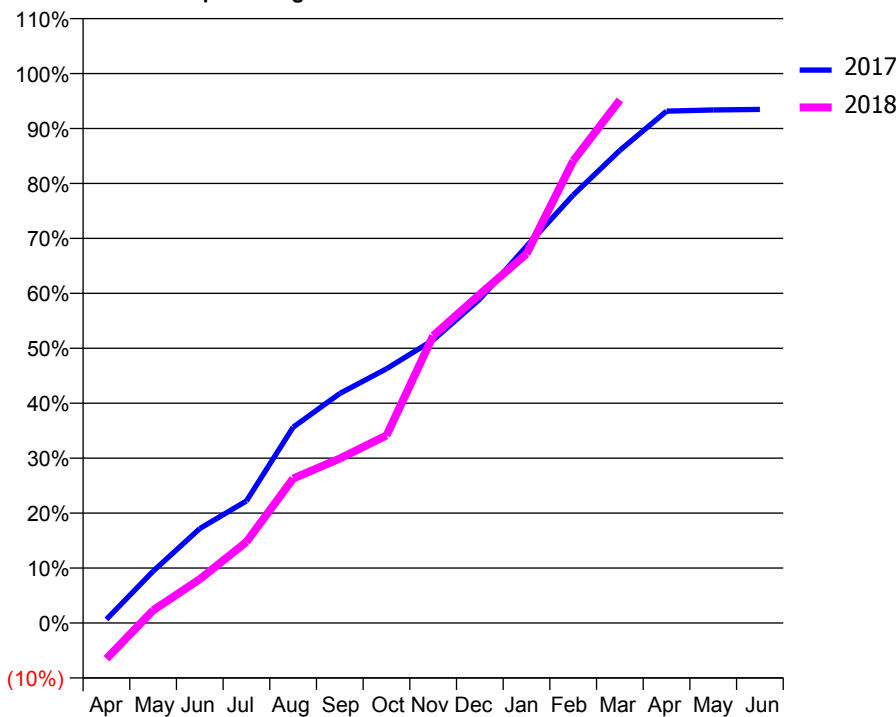
ACCESS*

Patients seen in 24 months	Total	Change since previous quarter
Quarter ending March 2017	5,997	
Quarter ending June 2017	5,806	↓
Quarter ending September 2017	5,618	↓
Quarter ending December 2017	5,730	→
Quarter ending March 2018	5,921	↑
Variance since March 2017	(1.3%)	↓



ACTIVITY

Cumulative percentage of contracted UDA delivered 2017 & 2018



Month	Adjusted Scheduled Activity (UDA)	
	2017	2018
April	95	-933
May	1,346	331
June	2,458	1,140
July	3,175	2,111
August	5,095	3,759
September	5,972	4,280
October	6,614	4,881
November	7,364	7,474
December	8,430	8,553
January	9,803	9,604
February	11,134	12,024
March	12,298	13,610
April	13,319	
May	13,350	
June	13,364	

QUALITY

	Quantity	Base Number	Contract	AT	Region	England
% of FP17s for the same patient ID Re-attending within 3 months - Children	122	1,116	10.9%	10.5%	11.5%	11.9%
% of FP17s for the same patient ID Re-attending within 3 months - Adults	556	5,544	10.0%	16.1%	16.8%	16.0%
% of FP17s for the same patient ID Re-attending between 3 & 9 months - Children	494	1,116	44.3%	43.4%	47.7%	58.3%
% of FP17s for the same patient ID Re-attending between 3 & 9 months - Adults	2,008	5,544	36.2%	35.8%	38.2%	50.3%
% of FP17s for Band 1 Urgent Courses	372	6,226	6.0%	10.9%	10.6%	9.1%
% of FP17s Relating to Free Repair or Replacements	39	6,226	0.6%	0.5%	0.6%	0.8%
% of FP17s Relating to Continuations	6	6,226	0.1%	0.7%	0.8%	1.0%
% of Patients satisfied with the dentistry they have received	1	3	N/A	89.7%	89.3%	91.5%
% of Patients satisfied with the time they had to wait for an appointment	1	3	N/A	82.7%	84.4%	87.9%

* This is based on patients treated on this contract for their most recent course of treatment. Figures in italics indicate the base number of FP17s or Patient Questionnaire responses are less than 100. N/A is shown where the base number of responses is less than 10 during the period. % is calculated as Quantity/Base number*100

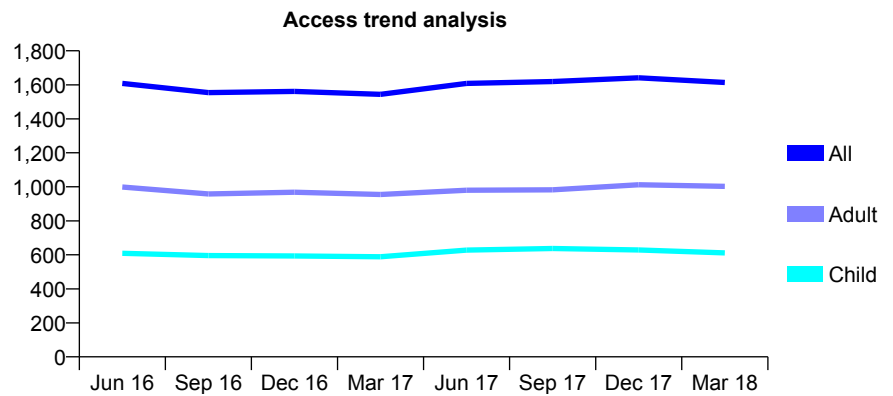
Q61 - Vital Signs At a Glance Contract Report for 114723/0001 - March 2018

Name or company name	Romford Road Dental Centre
Contract type name	GDS Contract
Purpose of contract	General
Contract start date	01/01/2011
Contract end date	

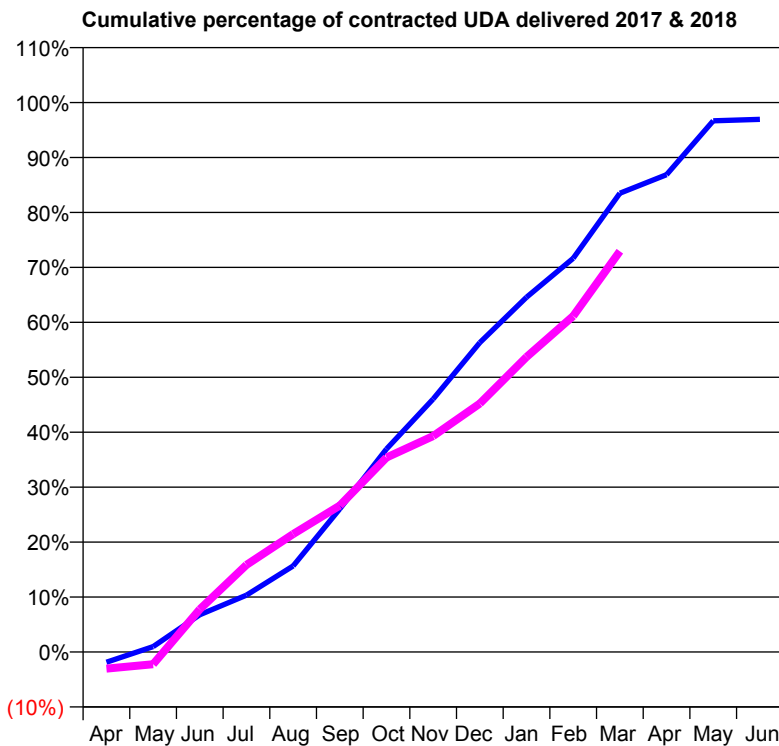
17/18 Contracted general activity (UDA)	5,482
Carry forward general activity (UDA)	167
17/18 Contracted orthodontic activity (UOA)	0
Carry forward orthodontic activity (UOA)	0
Baseline contract value	£148,553.17

ACCESS*

Patients seen in 24 months	Total	Change since previous quarter
Quarter ending March 2017	1,544	
Quarter ending June 2017	1,608	↑
Quarter ending September 2017	1,619	→
Quarter ending December 2017	1,641	→
Quarter ending March 2018	1,614	↓
Variance since March 2017	4.5%	↑



ACTIVITY



Month	Adjusted Scheduled Activity (UDA)	
	2017	2018
April	-103	-167
May	54	-122
June	372	426
July	567	870
August	859	1,177
September	1,429	1,461
October	2,025	1,940
November	2,525	2,154
December	3,087	2,479
January	3,540	2,943
February	3,928	3,352
March	4,577	3,998
April	4,761	
May	5,300	
June	5,315	

QUALITY

	Quantity	Base Number	Contract	AT	Region	England
% of FP17s for the same patient ID Re-attending within 3 months - Children	33	516	6.4%	10.5%	11.5%	11.9%
% of FP17s for the same patient ID Re-attending within 3 months - Adults	96	877	10.9%	16.1%	16.8%	16.0%
% of FP17s for the same patient ID Re-attending between 3 & 9 months - Children	84	516	16.3%	43.4%	47.7%	58.3%
% of FP17s for the same patient ID Re-attending between 3 & 9 months - Adults	127	877	14.5%	35.8%	38.2%	50.3%
% of FP17s for Band 1 Urgent Courses	174	1,209	14.4%	10.9%	10.6%	9.1%
% of FP17s Relating to Free Repair or Replacements	4	1,209	0.3%	0.5%	0.6%	0.8%
% of FP17s Relating to Continuations	0	1,209	0.0%	0.7%	0.8%	1.0%
% of Patients satisfied with the dentistry they have received	0	0	N/A	89.7%	89.3%	91.5%
% of Patients satisfied with the time they had to wait for an appointment	0	0	N/A	82.7%	84.4%	87.9%

* This is based on patients treated on this contract for their most recent course of treatment. Figures in italics indicate the base number of FP17s or Patient Questionnaire responses are less than 100. N/A is shown where the base number of responses is less than 10 during the period. % is calculated as Quantity/Base number*100

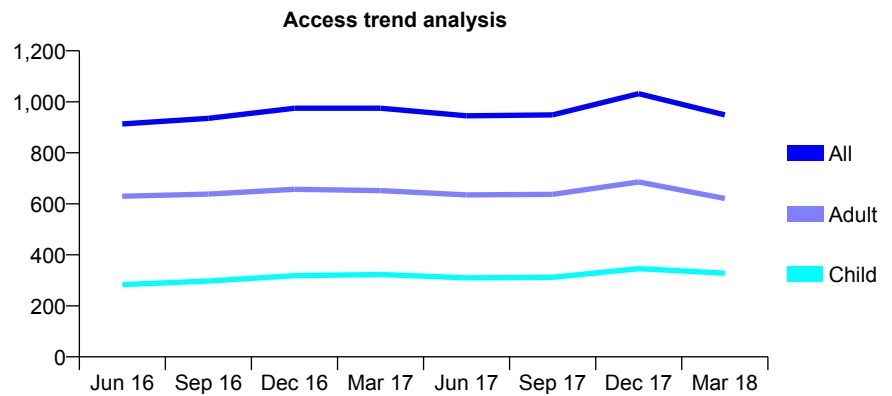
Q61 - Vital Signs At a Glance Contract Report for 115398/0001 - March 2018

Name or company name	Mrs S Hossein Pour Tehrani, Mr P Negahb:
Contract type name	GDS Contract
Purpose of contract	General
Contract start date	04/09/2013
Contract end date	

17/18 Contracted general activity (UDA)	3,202
Carry forward general activity (UDA)	1
17/18 Contracted orthodontic activity (UOA)	0
Carry forward orthodontic activity (UOA)	0
Baseline contract value	£84,841.13

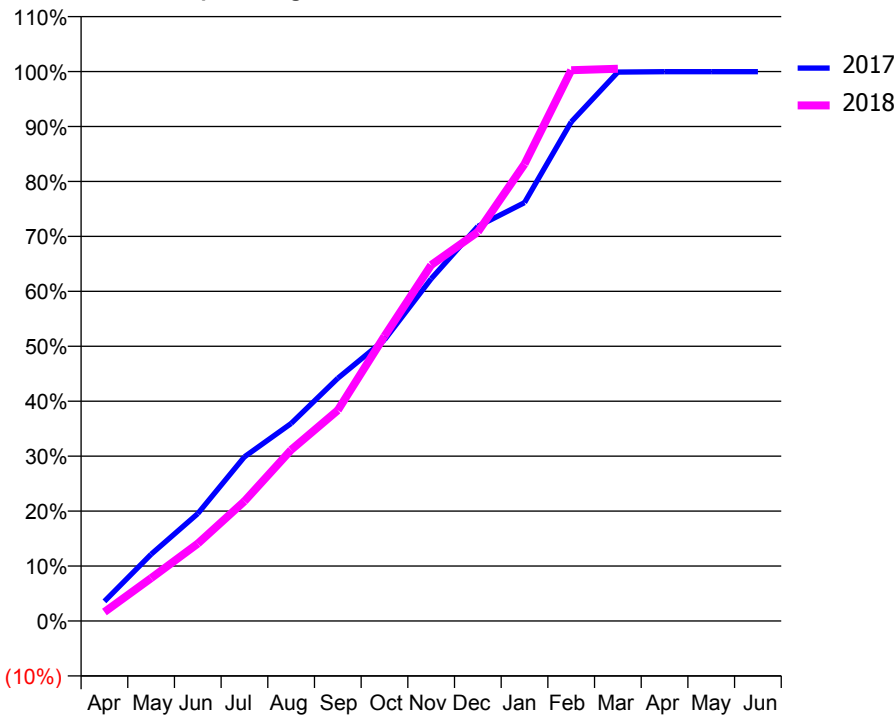
ACCESS*

Patients seen in 24 months	Total	Change since previous quarter
Quarter ending March 2017	975	
Quarter ending June 2017	945	↓
Quarter ending September 2017	949	→
Quarter ending December 2017	1,032	↑
Quarter ending March 2018	949	↓
Variance since March 2017	(2.7%)	↓



ACTIVITY

Cumulative percentage of contracted UDA delivered 2017 & 2018



Month	Adjusted Scheduled Activity (UDA)	
	2017	2018
April	115	53
May	389	250
June	626	451
July	957	698
August	1,151	997
September	1,414	1,228
October	1,638	1,660
November	1,994	2,074
December	2,300	2,267
January	2,438	2,662
February	2,908	3,210
March	3,199	3,218
April	3,201	
May	3,201	
June	3,201	

QUALITY

	Quantity	Base Number	Contract	AT	Region	England
% of FP17s for the same patient ID Re-attending within 3 months - Children	17	411	4.1%	10.5%	11.5%	11.9%
% of FP17s for the same patient ID Re-attending within 3 months - Adults	55	690	8.0%	16.1%	16.8%	16.0%
% of FP17s for the same patient ID Re-attending between 3 & 9 months - Children	173	411	42.1%	43.4%	47.7%	58.3%
% of FP17s for the same patient ID Re-attending between 3 & 9 months - Adults	210	690	30.4%	35.8%	38.2%	50.3%
% of FP17s for Band 1 Urgent Courses	145	1,098	13.2%	10.9%	10.6%	9.1%
% of FP17s Relating to Free Repair or Replacements	0	1,098	0.0%	0.5%	0.6%	0.8%
% of FP17s Relating to Continuations	0	1,098	0.0%	0.7%	0.8%	1.0%
% of Patients satisfied with the dentistry they have received	0	0	N/A	89.7%	89.3%	91.5%
% of Patients satisfied with the time they had to wait for an appointment	0	0	N/A	82.7%	84.4%	87.9%

* This is based on patients treated on this contract for their most recent course of treatment. Figures in italics indicate the base number of FP17s or Patient Questionnaire responses are less than 100. N/A is shown where the base number of responses is less than 10 during the period. % is calculated as Quantity/Base number*100

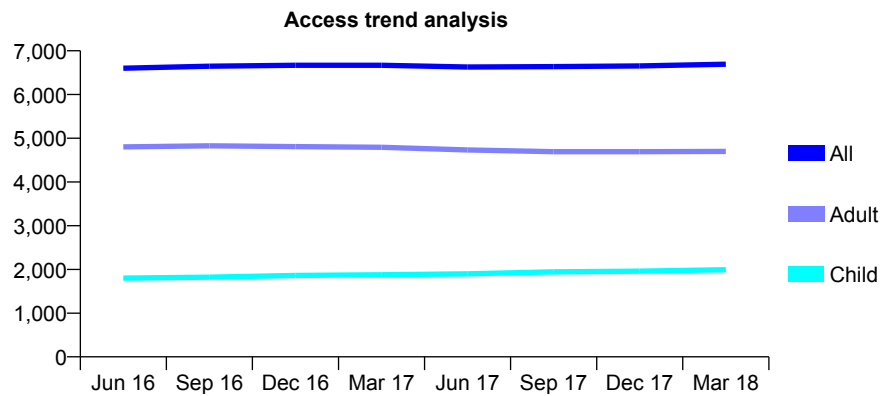
Q61 - Vital Signs At a Glance Contract Report for 117021/0001 - March 2018

Name or company name	N12 Dental Care
Contract type name	GDS Contract
Purpose of contract	General
Contract start date	01/11/2007
Contract end date	

17/18 Contracted general activity (UDA)	17,477
Carry forward general activity (UDA)	-104
17/18 Contracted orthodontic activity (UOA)	0
Carry forward orthodontic activity (UOA)	0
Baseline contract value	£433,485.38

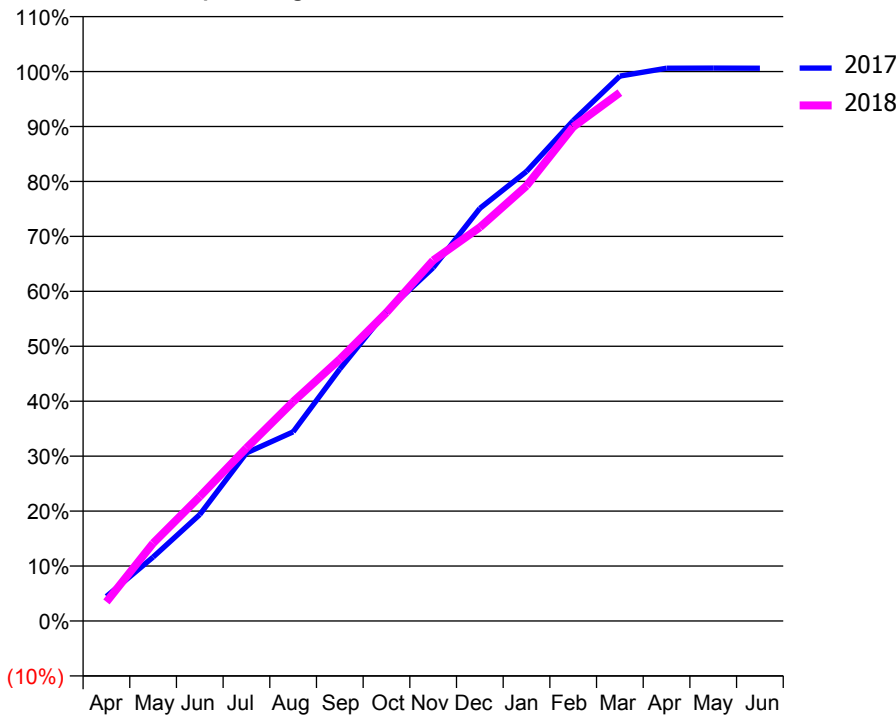
ACCESS*

Patients seen in 24 months	Total	Change since previous quarter
Quarter ending March 2017	6,668	
Quarter ending June 2017	6,630	→
Quarter ending September 2017	6,639	→
Quarter ending December 2017	6,653	→
Quarter ending March 2018	6,692	→
Variance since March 2017	0.4%	→



ACTIVITY

Cumulative percentage of contracted UDA delivered 2017 & 2018



Month	Adjusted Scheduled Activity (UDA)	
	2017	2018
April	782	610
May	2,035	2,474
June	3,388	3,958
July	5,346	5,502
August	6,017	6,973
September	8,015	8,328
October	9,850	9,812
November	11,235	11,472
December	13,122	12,521
January	14,297	13,841
February	15,916	15,715
March	17,332	16,807
April	17,581	
May	17,584	
June	17,581	

QUALITY

	Quantity	Base Number	Contract	AT	Region	England
% of FP17s for the same patient ID Re-attending within 3 months - Children	170	2,326	7.3%	10.5%	11.5%	11.9%
% of FP17s for the same patient ID Re-attending within 3 months - Adults	614	4,692	13.1%	16.1%	16.8%	16.0%
% of FP17s for the same patient ID Re-attending between 3 & 9 months - Children	1,045	2,326	44.9%	43.4%	47.7%	58.3%
% of FP17s for the same patient ID Re-attending between 3 & 9 months - Adults	1,721	4,692	36.7%	35.8%	38.2%	50.3%
% of FP17s for Band 1 Urgent Courses	692	6,872	10.1%	10.9%	10.6%	9.1%
% of FP17s Relating to Free Repair or Replacements	7	6,872	0.1%	0.5%	0.6%	0.8%
% of FP17s Relating to Continuations	47	6,872	0.7%	0.7%	0.8%	1.0%
% of Patients satisfied with the dentistry they have received	5	5	N/A	89.7%	89.3%	91.5%
% of Patients satisfied with the time they had to wait for an appointment	5	5	N/A	82.7%	84.4%	87.9%

* This is based on patients treated on this contract for their most recent course of treatment. Figures in italics indicate the base number of FP17s or Patient Questionnaire responses are less than 100. N/A is shown where the base number of responses is less than 10 during the period. % is calculated as Quantity/Base number*100

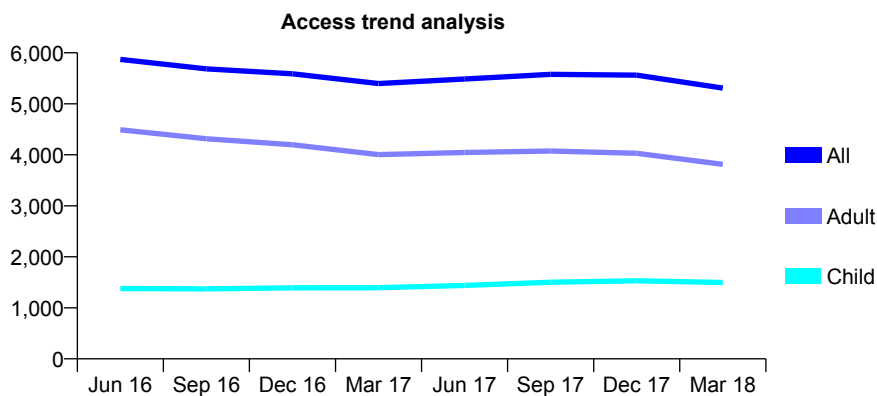
Q61 - Vital Signs At a Glance Contract Report for 117439/0001 - March 2018

Name or company name	Wapping Dental Centre
Contract type name	GDS Contract
Purpose of contract	General
Contract start date	01/04/2013
Contract end date	

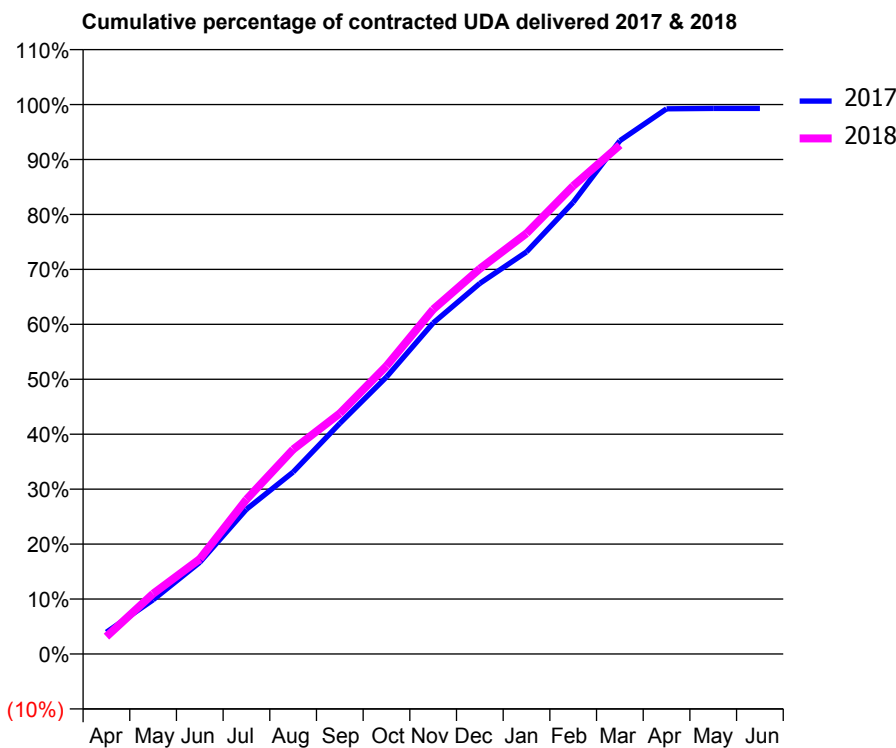
17/18 Contracted general activity (UDA)	14,000
Carry forward general activity (UDA)	0
17/18 Contracted orthodontic activity (UOA)	0
Carry forward orthodontic activity (UOA)	0
Baseline contract value	£473,021.19

ACCESS*

Patients seen in 24 months	Total	Change since previous quarter
Quarter ending March 2017	5,398	
Quarter ending June 2017	5,487	→
Quarter ending September 2017	5,577	→
Quarter ending December 2017	5,563	→
Quarter ending March 2018	5,309	↓
Variance since March 2017	(1.6%)	↓



ACTIVITY



Month	Adjusted Scheduled Activity (UDA)	
	2017	2018
April	554	445
May	1,381	1,537
June	2,334	2,420
July	3,688	3,938
August	4,635	5,213
September	5,875	6,131
October	7,056	7,340
November	8,433	8,780
December	9,444	9,817
January	10,246	10,718
February	11,510	11,926
March	13,079	12,967
April	13,889	
May	13,899	
June	13,899	

QUALITY

	Quantity	Base Number	Contract	AT	Region	England
% of FP17s for the same patient ID Re-attending within 3 months - Children	129	1,989	6.5%	10.5%	11.5%	11.9%
% of FP17s for the same patient ID Re-attending within 3 months - Adults	607	4,581	13.3%	16.1%	16.8%	16.0%
% of FP17s for the same patient ID Re-attending between 3 & 9 months - Children	1,071	1,989	53.8%	43.4%	47.7%	58.3%
% of FP17s for the same patient ID Re-attending between 3 & 9 months - Adults	1,854	4,581	40.5%	35.8%	38.2%	50.3%
% of FP17s for Band 1 Urgent Courses	729	6,257	11.7%	10.9%	10.6%	9.1%
% of FP17s Relating to Free Repair or Replacements	16	6,257	0.3%	0.5%	0.6%	0.8%
% of FP17s Relating to Continuations	28	6,257	0.4%	0.7%	0.8%	1.0%
% of Patients satisfied with the dentistry they have received	0	0	N/A	89.7%	89.3%	91.5%
% of Patients satisfied with the time they had to wait for an appointment	0	0	N/A	82.7%	84.4%	87.9%

* This is based on patients treated on this contract for their most recent course of treatment. Figures in italics indicate the base number of FP17s or Patient Questionnaire responses are less than 100. N/A is shown where the base number of responses is less than 10 during the period. % is calculated as Quantity/Base number*100

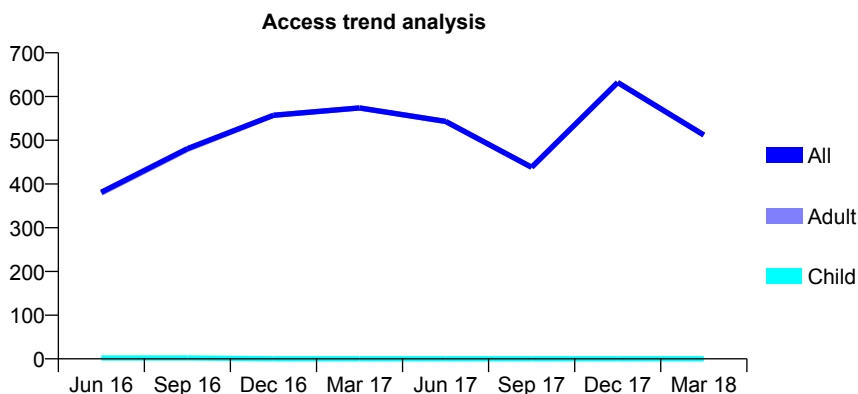
Q61 - Vital Signs At a Glance Contract Report for 118001/0006 - March 2018

Name or company name	Community Dental Service
Contract type name	PDS Contract
Purpose of contract	General
Contract start date	01/04/2014
Contract end date	31/03/2018

17/18 Contracted general activity (UDA)	900
Carry forward general activity (UDA)	0
17/18 Contracted orthodontic activity (UOA)	0
Carry forward orthodontic activity (UOA)	0
Baseline contract value	£56,626.64

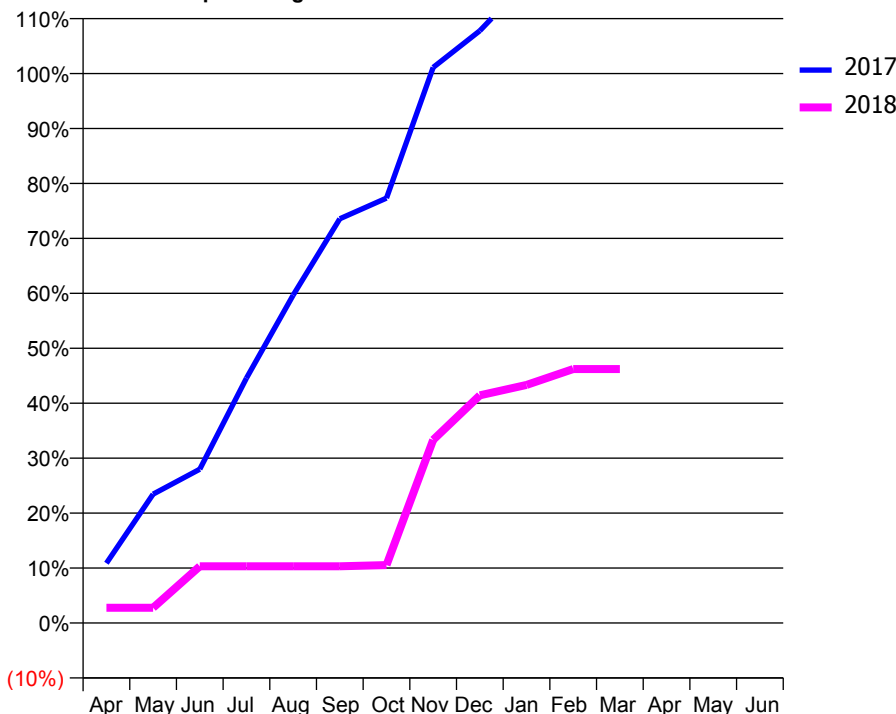
ACCESS*

Patients seen in 24 months	Total	Change since previous quarter
Quarter ending March 2017	574	
Quarter ending June 2017	543	↓
Quarter ending September 2017	438	↓
Quarter ending December 2017	632	↑
Quarter ending March 2018	512	↓
Variance since March 2017	(10.8%)	↓



ACTIVITY

Cumulative percentage of contracted UDA delivered 2017 & 2018



Month	Adjusted Scheduled Activity (UDA)	
	2017	2018
April	98	25
May	211	25
June	252	93
July	401	93
August	537	93
September	662	93
October	696	95
November	910	300
December	970	373
January	1,049	390
February	1,132	416
March	1,288	416
April	1,343	
May	1,343	
June	1,343	

QUALITY

	Quantity	Base Number	Contract	AT	Region	England
% of FP17s for the same patient ID Re-attending within 3 months - Children	0	1	0.0%	10.5%	11.5%	11.9%
% of FP17s for the same patient ID Re-attending within 3 months - Adults	5	439	1.1%	16.1%	16.8%	16.0%
% of FP17s for the same patient ID Re-attending between 3 & 9 months - Children	0	1	0.0%	43.4%	47.7%	58.3%
% of FP17s for the same patient ID Re-attending between 3 & 9 months - Adults	2	439	0.5%	35.8%	38.2%	50.3%
% of FP17s for Band 1 Urgent Courses	0	415	0.0%	10.9%	10.6%	9.1%
% of FP17s Relating to Free Repair or Replacements	0	415	0.0%	0.5%	0.6%	0.8%
% of FP17s Relating to Continuations	0	415	0.0%	0.7%	0.8%	1.0%
% of Patients satisfied with the dentistry they have received	0	0	N/A	89.7%	89.3%	91.5%
% of Patients satisfied with the time they had to wait for an appointment	0	0	N/A	82.7%	84.4%	87.9%

* This is based on patients treated on this contract for their most recent course of treatment. Figures in italics indicate the base number of FP17s or Patient Questionnaire responses are less than 100. N/A is shown where the base number of responses is less than 10 during the period. % is calculated as Quantity/Base number*100

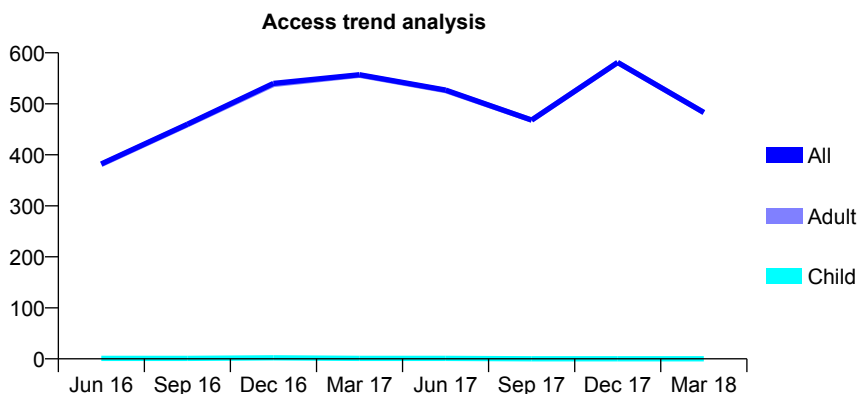
Q61 - Vital Signs At a Glance Contract Report for 118001/0007 - March 2018

Name or company name	Community Dental Service
Contract type name	PDS Contract
Purpose of contract	General
Contract start date	01/04/2014
Contract end date	31/03/2018

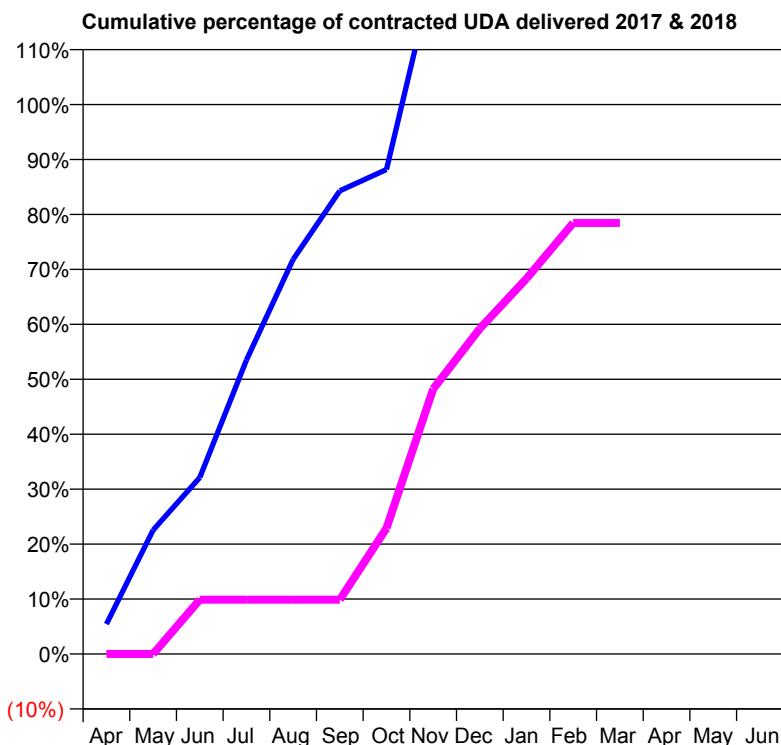
17/18 Contracted general activity (UDA)	900
Carry forward general activity (UDA)	0
17/18 Contracted orthodontic activity (UOA)	0
Carry forward orthodontic activity (UOA)	0
Baseline contract value	£56,626.64

ACCESS*

Patients seen in 24 months	Total	Change since previous quarter
Quarter ending March 2017	557	
Quarter ending June 2017	527	↓
Quarter ending September 2017	468	↓
Quarter ending December 2017	581	↑
Quarter ending March 2018	483	↓
Variance since March 2017	(13.3%)	↓



ACTIVITY



Month	Adjusted Scheduled Activity (UDA)	
	2017	2018
April	49	0
May	203	0
June	289	89
July	481	89
August	646	89
September	759	89
October	794	206
November	1,115	434
December	1,133	533
January	1,227	615
February	1,339	706
March	1,577	706
April	1,658	
May	1,658	
June	1,658	

QUALITY

	Quantity	Base Number	Contract	AT	Region	England
% of FP17s for the same patient ID Re-attending within 3 months - Children	0	0	N/A	10.5%	11.5%	11.9%
% of FP17s for the same patient ID Re-attending within 3 months - Adults	9	362	2.5%	16.1%	16.8%	16.0%
% of FP17s for the same patient ID Re-attending between 3 & 9 months - Children	0	0	N/A	43.4%	47.7%	58.3%
% of FP17s for the same patient ID Re-attending between 3 & 9 months - Adults	3	362	0.8%	35.8%	38.2%	50.3%
% of FP17s for Band 1 Urgent Courses	0	332	0.0%	10.9%	10.6%	9.1%
% of FP17s Relating to Free Repair or Replacements	0	332	0.0%	0.5%	0.6%	0.8%
% of FP17s Relating to Continuations	0	332	0.0%	0.7%	0.8%	1.0%
% of Patients satisfied with the dentistry they have received	1	1	N/A	89.7%	89.3%	91.5%
% of Patients satisfied with the time they had to wait for an appointment	1	1	N/A	82.7%	84.4%	87.9%

* This is based on patients treated on this contract for their most recent course of treatment. Figures in italics indicate the base number of FP17s or Patient Questionnaire responses are less than 100. N/A is shown where the base number of responses is less than 10 during the period. % is calculated as Quantity/Base number*100

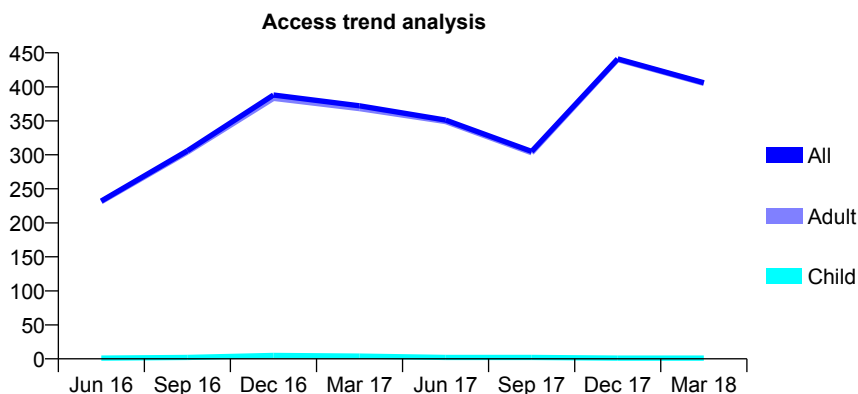
Q61 - Vital Signs At a Glance Contract Report for 118001/0008 - March 2018

Name or company name	Community Dental Service
Contract type name	PDS Contract
Purpose of contract	General
Contract start date	01/04/2014
Contract end date	31/03/2018

17/18 Contracted general activity (UDA)	900
Carry forward general activity (UDA)	0
17/18 Contracted orthodontic activity (UOA)	0
Carry forward orthodontic activity (UOA)	0
Baseline contract value	£56,626.64

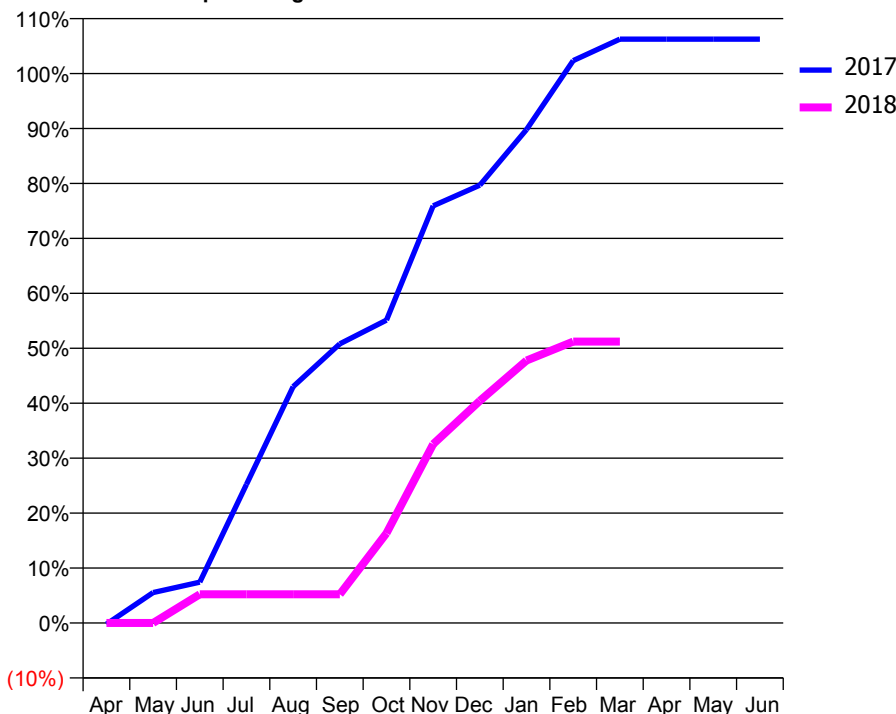
ACCESS*

Patients seen in 24 months	Total	Change since previous quarter
Quarter ending March 2017	372	
Quarter ending June 2017	351	↓
Quarter ending September 2017	305	↓
Quarter ending December 2017	441	↑
Quarter ending March 2018	406	↓
Variance since March 2017	9.1%	↑



ACTIVITY

Cumulative percentage of contracted UDA delivered 2017 & 2018



Month	Adjusted Scheduled Activity (UDA)	
	2017	2018
April	-2	0
May	50	0
June	67	47
July	227	47
August	387	47
September	457	47
October	496	147
November	683	293
December	717	364
January	808	430
February	921	461
March	956	461
April	956	
May	956	
June	956	

QUALITY

	Quantity	Base Number	Contract	AT	Region	England
% of FP17s for the same patient ID Re-attending within 3 months - Children	0	2	0.0%	10.5%	11.5%	11.9%
% of FP17s for the same patient ID Re-attending within 3 months - Adults	0	308	0.0%	16.1%	16.8%	16.0%
% of FP17s for the same patient ID Re-attending between 3 & 9 months - Children	0	2	0.0%	43.4%	47.7%	58.3%
% of FP17s for the same patient ID Re-attending between 3 & 9 months - Adults	0	308	0.0%	35.8%	38.2%	50.3%
% of FP17s for Band 1 Urgent Courses	0	310	0.0%	10.9%	10.6%	9.1%
% of FP17s Relating to Free Repair or Replacements	0	310	0.0%	0.5%	0.6%	0.8%
% of FP17s Relating to Continuations	0	310	0.0%	0.7%	0.8%	1.0%
% of Patients satisfied with the dentistry they have received	0	0	N/A	89.7%	89.3%	91.5%
% of Patients satisfied with the time they had to wait for an appointment	0	0	N/A	82.7%	84.4%	87.9%

* This is based on patients treated on this contract for their most recent course of treatment. Figures in italics indicate the base number of FP17s or Patient Questionnaire responses are less than 100. N/A is shown where the base number of responses is less than 10 during the period. % is calculated as Quantity/Base number*100

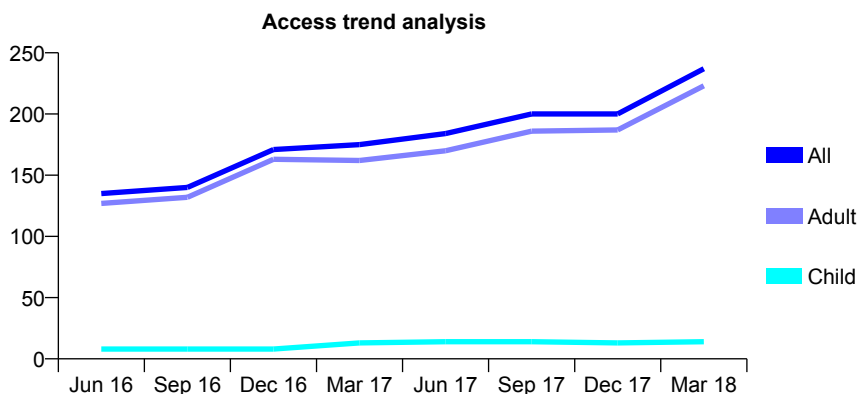
Q61 - Vital Signs At a Glance Contract Report for 118052/0001 - March 2018

Name or company name	Newham Family Dental Care Ltd
Contract type name	PDS Contract
Purpose of contract	General
Contract start date	20/04/2009
Contract end date	31/03/2019

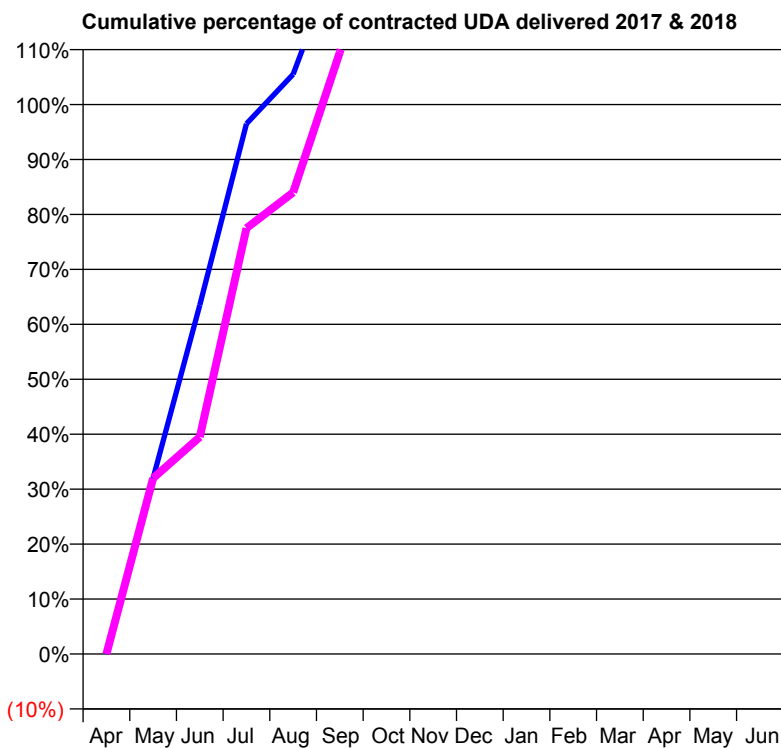
17/18 Contracted general activity (UDA)	200
Carry forward general activity (UDA)	0
17/18 Contracted orthodontic activity (UOA)	0
Carry forward orthodontic activity (UOA)	0
Baseline contract value	£49,542.11

ACCESS*

Patients seen in 24 months	Total	Change since previous quarter
Quarter ending March 2017	175	
Quarter ending June 2017	184	↑
Quarter ending September 2017	200	↑
Quarter ending December 2017	200	→
Quarter ending March 2018	237	↑
Variance since March 2017	35.4%	↑



ACTIVITY



Month	Adjusted Scheduled Activity (UDA)	
	2017	2018
April	0	0
May	64	64
June	127	79
July	193	155
August	211	168
September	256	219
October	332	265
November	378	295
December	410	338
January	482	401
February	532	484
March	586	560
April	595	
May	595	
June	595	

QUALITY

	Quantity	Base Number	Contract	AT	Region	England
% of FP17s for the same patient ID Re-attending within 3 months - Children	0	13	0.0%	10.5%	11.5%	11.9%
% of FP17s for the same patient ID Re-attending within 3 months - Adults	1	182	0.5%	16.1%	16.8%	16.0%
% of FP17s for the same patient ID Re-attending between 3 & 9 months - Children	0	13	0.0%	43.4%	47.7%	58.3%
% of FP17s for the same patient ID Re-attending between 3 & 9 months - Adults	4	182	2.2%	35.8%	38.2%	50.3%
% of FP17s for Band 1 Urgent Courses	3	192	1.6%	10.9%	10.6%	9.1%
% of FP17s Relating to Free Repair or Replacements	0	192	0.0%	0.5%	0.6%	0.8%
% of FP17s Relating to Continuations	0	192	0.0%	0.7%	0.8%	1.0%
% of Patients satisfied with the dentistry they have received	1	1	N/A	89.7%	89.3%	91.5%
% of Patients satisfied with the time they had to wait for an appointment	1	1	N/A	82.7%	84.4%	87.9%

* This is based on patients treated on this contract for their most recent course of treatment. Figures in italics indicate the base number of FP17s or Patient Questionnaire responses are less than 100. N/A is shown where the base number of responses is less than 10 during the period. % is calculated as Quantity/Base number*100

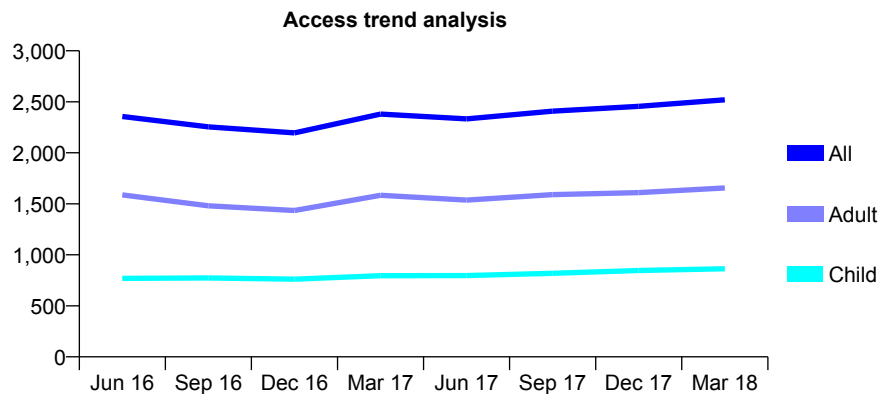
Q61 - Vital Signs At a Glance Contract Report for 118206/0001 - March 2018

Name or company name	Mr Chirag Patel and Mr Manish Patel
Contract type name	GDS Contract
Purpose of contract	General
Contract start date	01/06/2011
Contract end date	

17/18 Contracted general activity (UDA)	5,643
Carry forward general activity (UDA)	6
17/18 Contracted orthodontic activity (UOA)	0
Carry forward orthodontic activity (UOA)	0
Baseline contract value	£155,040.75

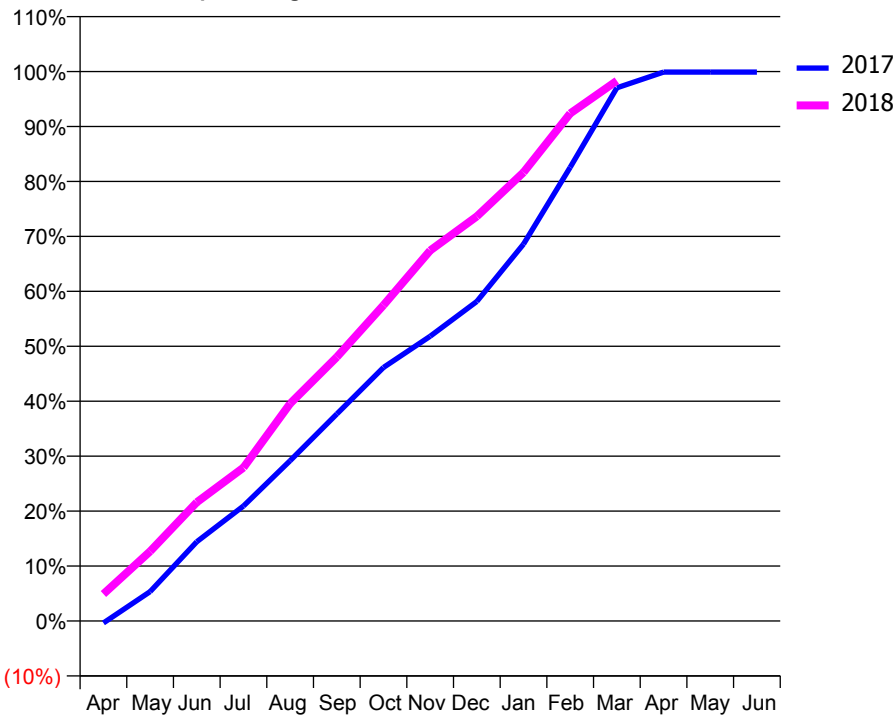
ACCESS*

Patients seen in 24 months	Total	Change since previous quarter
Quarter ending March 2017	2,380	
Quarter ending June 2017	2,333	↓
Quarter ending September 2017	2,409	↑
Quarter ending December 2017	2,456	→
Quarter ending March 2018	2,520	↑
Variance since March 2017	5.9%	↑



ACTIVITY

Cumulative percentage of contracted UDA delivered 2017 & 2018



Month	Adjusted Scheduled Activity (UDA)	
	2017	2018
April	-21	277
May	302	716
June	814	1,220
July	1,181	1,576
August	1,646	2,233
September	2,126	2,710
October	2,604	3,243
November	2,924	3,804
December	3,282	4,155
January	3,871	4,607
February	4,659	5,213
March	5,475	5,548
April	5,637	
May	5,637	
June	5,637	

QUALITY

	Quantity	Base Number	Contract	AT	Region	England
% of FP17s for the same patient ID Re-attending within 3 months - Children	71	1,104	6.4%	10.5%	11.5%	11.9%
% of FP17s for the same patient ID Re-attending within 3 months - Adults	228	1,589	14.3%	16.1%	16.8%	16.0%
% of FP17s for the same patient ID Re-attending between 3 & 9 months - Children	549	1,104	49.7%	43.4%	47.7%	58.3%
% of FP17s for the same patient ID Re-attending between 3 & 9 months - Adults	541	1,589	34.0%	35.8%	38.2%	50.3%
% of FP17s for Band 1 Urgent Courses	275	2,620	10.5%	10.9%	10.6%	9.1%
% of FP17s Relating to Free Repair or Replacements	2	2,620	0.1%	0.5%	0.6%	0.8%
% of FP17s Relating to Continuations	35	2,620	1.3%	0.7%	0.8%	1.0%
% of Patients satisfied with the dentistry they have received	1	1	N/A	89.7%	89.3%	91.5%
% of Patients satisfied with the time they had to wait for an appointment	1	1	N/A	82.7%	84.4%	87.9%

* This is based on patients treated on this contract for their most recent course of treatment. Figures in italics indicate the base number of FP17s or Patient Questionnaire responses are less than 100. N/A is shown where the base number of responses is less than 10 during the period. % is calculated as Quantity/Base number*100

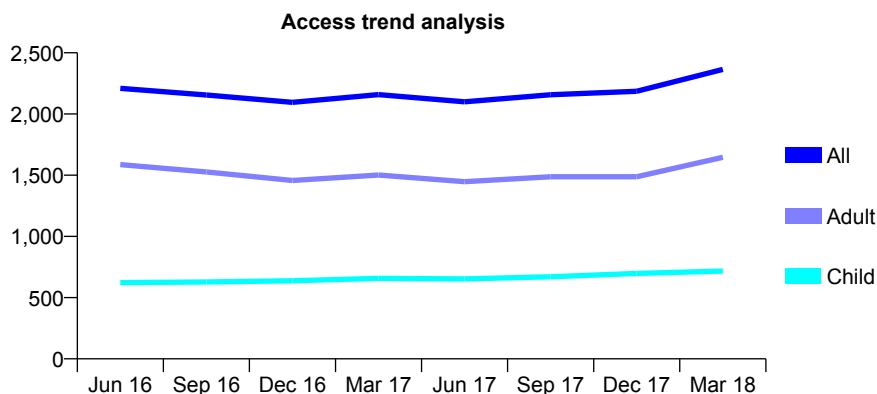
Q61 - Vital Signs At a Glance Contract Report for 118206/0002 - March 2018

Name or company name	Mr Chirag Patel and Mr Manish Patel
Contract type name	GDS Contract
Purpose of contract	General
Contract start date	01/10/2011
Contract end date	

17/18 Contracted general activity (UDA)	4,674
Carry forward general activity (UDA)	183
17/18 Contracted orthodontic activity (UOA)	0
Carry forward orthodontic activity (UOA)	0
Baseline contract value	£129,363.24

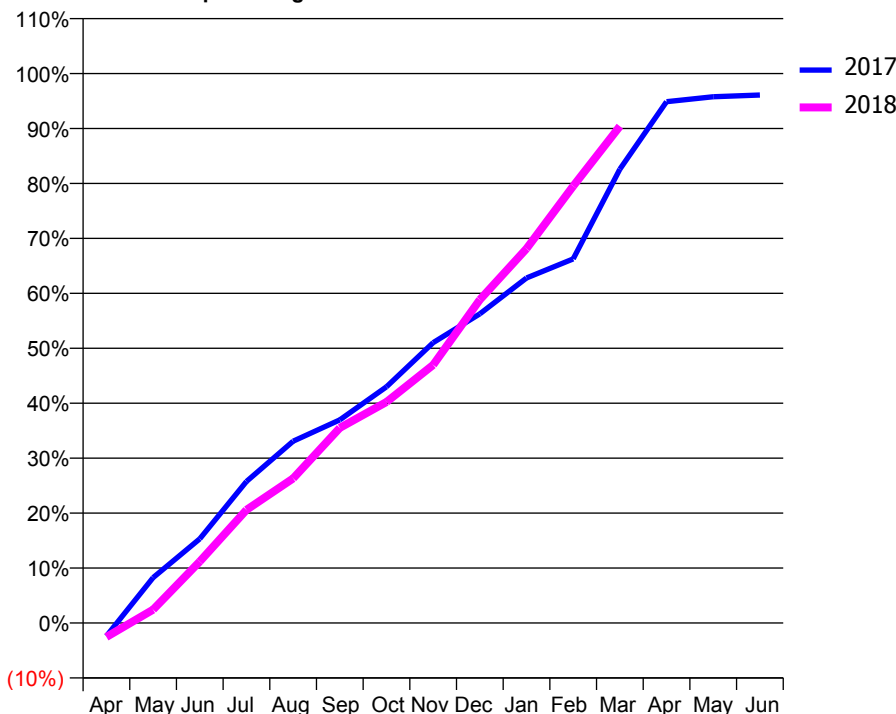
ACCESS*

Patients seen in 24 months	Total	Change since previous quarter
Quarter ending March 2017	2,159	
Quarter ending June 2017	2,100	↓
Quarter ending September 2017	2,157	↑
Quarter ending December 2017	2,186	→
Quarter ending March 2018	2,364	↑
Variance since March 2017	9.5%	↑



ACTIVITY

Cumulative percentage of contracted UDA delivered 2017 & 2018



Month	Adjusted Scheduled Activity (UDA)	
	2017	2018
April	-112	-120
May	386	114
June	717	524
July	1,204	963
August	1,547	1,231
September	1,728	1,660
October	2,009	1,880
November	2,385	2,196
December	2,630	2,750
January	2,935	3,184
February	3,098	3,717
March	3,861	4,226
April	4,434	
May	4,476	
June	4,491	

QUALITY

	Quantity	Base Number	Contract	AT	Region	England
% of FP17s for the same patient ID Re-attending within 3 months - Children	41	770	5.3%	10.5%	11.5%	11.9%
% of FP17s for the same patient ID Re-attending within 3 months - Adults	183	1,520	12.0%	16.1%	16.8%	16.0%
% of FP17s for the same patient ID Re-attending between 3 & 9 months - Children	311	770	40.4%	43.4%	47.7%	58.3%
% of FP17s for the same patient ID Re-attending between 3 & 9 months - Adults	385	1,520	25.3%	35.8%	38.2%	50.3%
% of FP17s for Band 1 Urgent Courses	239	2,043	11.7%	10.9%	10.6%	9.1%
% of FP17s Relating to Free Repair or Replacements	6	2,043	0.3%	0.5%	0.6%	0.8%
% of FP17s Relating to Continuations	17	2,043	0.8%	0.7%	0.8%	1.0%
% of Patients satisfied with the dentistry they have received	0	0	N/A	89.7%	89.3%	91.5%
% of Patients satisfied with the time they had to wait for an appointment	0	0	N/A	82.7%	84.4%	87.9%

* This is based on patients treated on this contract for their most recent course of treatment. Figures in italics indicate the base number of FP17s or Patient Questionnaire responses are less than 100. N/A is shown where the base number of responses is less than 10 during the period. % is calculated as Quantity/Base number*100

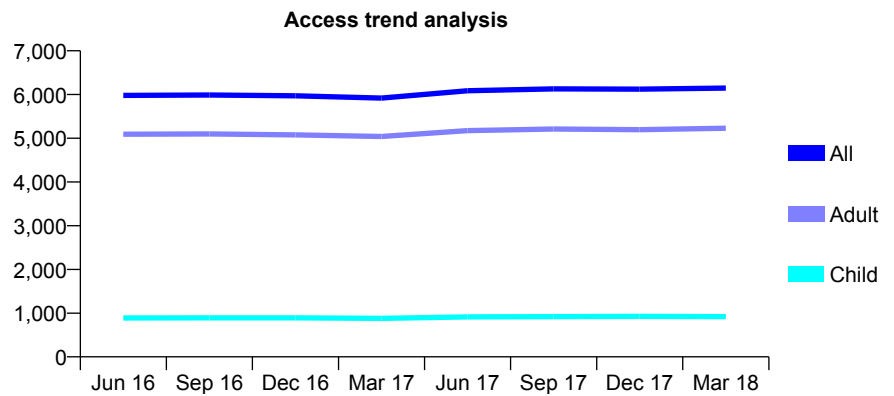
Q61 - Vital Signs At a Glance Contract Report for 119083/0001 - March 2018

Name or company name	Parkway Dental Care
Contract type name	GDS Contract
Purpose of contract	General
Contract start date	01/03/2011
Contract end date	

17/18 Contracted general activity (UDA)	19,435
Carry forward general activity (UDA)	0
17/18 Contracted orthodontic activity (UOA)	0
Carry forward orthodontic activity (UOA)	0
Baseline contract value	£419,125.34

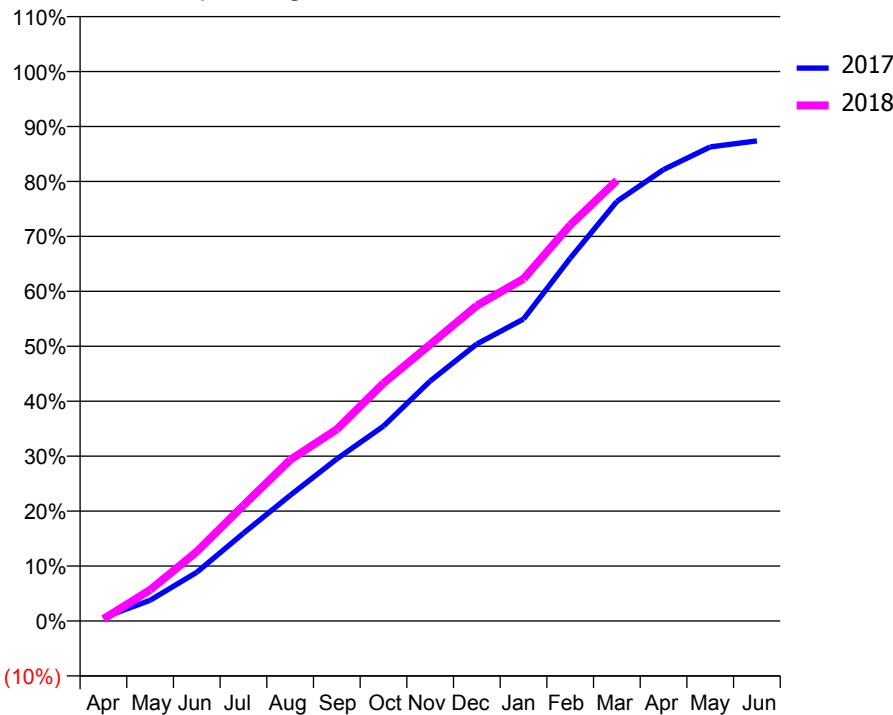
ACCESS*

Patients seen in 24 months	Total	Change since previous quarter
Quarter ending March 2017	5,920	
Quarter ending June 2017	6,088	↑
Quarter ending September 2017	6,130	→
Quarter ending December 2017	6,122	→
Quarter ending March 2018	6,149	→
Variance since March 2017	3.9%	↑



ACTIVITY

Cumulative percentage of contracted UDA delivered 2017 & 2018



Month	Adjusted Scheduled Activity (UDA)	
	2017	2018
April	121	71
May	734	1,101
June	1,725	2,455
July	3,105	4,093
August	4,445	5,698
September	5,730	6,778
October	6,891	8,411
November	8,486	9,777
December	9,798	11,157
January	10,680	12,102
February	12,829	14,004
March	14,838	15,581
April	15,965	
May	16,768	
June	16,982	

QUALITY

	Quantity	Base Number	Contract	AT	Region	England
% of FP17s for the same patient ID Re-attending within 3 months - Children	49	1,116	4.4%	10.5%	11.5%	11.9%
% of FP17s for the same patient ID Re-attending within 3 months - Adults	885	6,192	14.3%	16.1%	16.8%	16.0%
% of FP17s for the same patient ID Re-attending between 3 & 9 months - Children	495	1,116	44.4%	43.4%	47.7%	58.3%
% of FP17s for the same patient ID Re-attending between 3 & 9 months - Adults	2,416	6,192	39.0%	35.8%	38.2%	50.3%
% of FP17s for Band 1 Urgent Courses	551	6,758	8.2%	10.9%	10.6%	9.1%
% of FP17s Relating to Free Repair or Replacements	64	6,758	0.9%	0.5%	0.6%	0.8%
% of FP17s Relating to Continuations	14	6,758	0.2%	0.7%	0.8%	1.0%
% of Patients satisfied with the dentistry they have received	8	8	N/A	89.7%	89.3%	91.5%
% of Patients satisfied with the time they had to wait for an appointment	5	8	N/A	82.7%	84.4%	87.9%

* This is based on patients treated on this contract for their most recent course of treatment. Figures in italics indicate the base number of FP17s or Patient Questionnaire responses are less than 100. N/A is shown where the base number of responses is less than 10 during the period. % is calculated as Quantity/Base number*100

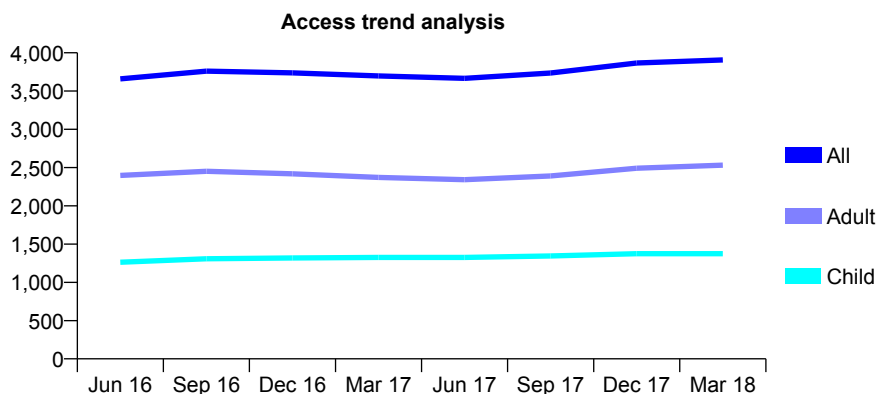
Q61 - Vital Signs At a Glance Contract Report for 119156/0001 - March 2018

Name or company name	Amshell Ltd
Contract type name	GDS Contract
Purpose of contract	General
Contract start date	01/10/2011
Contract end date	

17/18 Contracted general activity (UDA)	12,506
Carry forward general activity (UDA)	-250
17/18 Contracted orthodontic activity (UOA)	0
Carry forward orthodontic activity (UOA)	0
Baseline contract value	£526,140.31

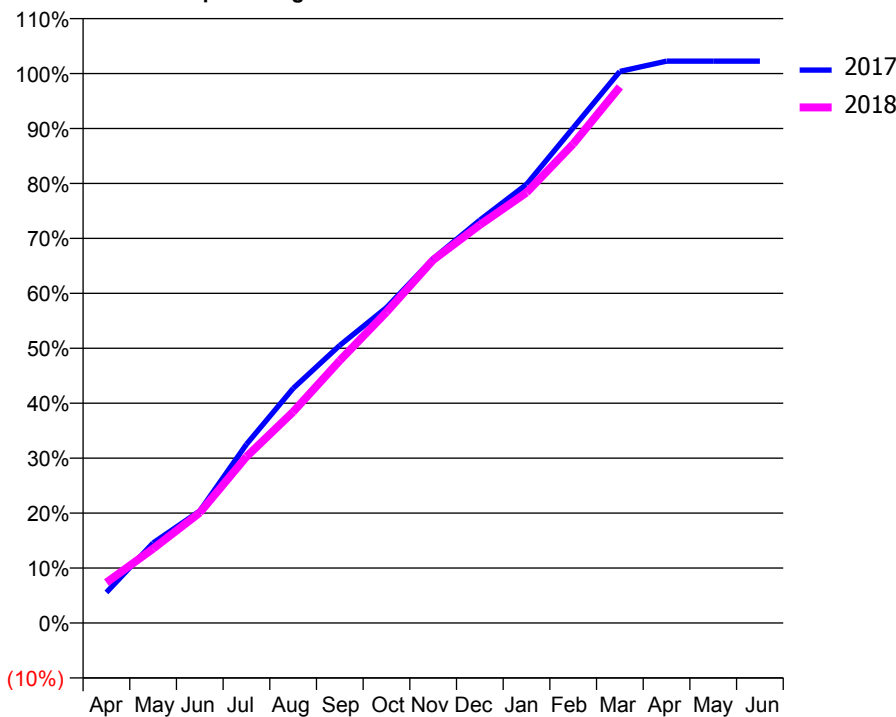
ACCESS*

Patients seen in 24 months	Total	Change since previous quarter
Quarter ending March 2017	3,697	
Quarter ending June 2017	3,667	→
Quarter ending September 2017	3,736	→
Quarter ending December 2017	3,866	↑
Quarter ending March 2018	3,906	→
Variance since March 2017	5.7%	↑



ACTIVITY

Cumulative percentage of contracted UDA delivered 2017 & 2018



Month	Adjusted Scheduled Activity (UDA)	
	2017	2018
April	695	921
May	1,822	1,693
June	2,550	2,510
July	4,068	3,787
August	5,340	4,804
September	6,321	5,973
October	7,178	7,076
November	8,292	8,262
December	9,169	9,060
January	9,983	9,794
February	11,270	10,903
March	12,552	12,203
April	12,786	
May	12,786	
June	12,786	

QUALITY

	Quantity	Base Number	Contract	AT	Region	England
% of FP17s for the same patient ID Re-attending within 3 months - Children	147	1,637	9.0%	10.5%	11.5%	11.9%
% of FP17s for the same patient ID Re-attending within 3 months - Adults	513	2,740	18.7%	16.1%	16.8%	16.0%
% of FP17s for the same patient ID Re-attending between 3 & 9 months - Children	704	1,637	43.0%	43.4%	47.7%	58.3%
% of FP17s for the same patient ID Re-attending between 3 & 9 months - Adults	784	2,740	28.6%	35.8%	38.2%	50.3%
% of FP17s for Band 1 Urgent Courses	879	4,306	20.4%	10.9%	10.6%	9.1%
% of FP17s Relating to Free Repair or Replacements	11	4,306	0.3%	0.5%	0.6%	0.8%
% of FP17s Relating to Continuations	6	4,306	0.1%	0.7%	0.8%	1.0%
% of Patients satisfied with the dentistry they have received	2	2	N/A	89.7%	89.3%	91.5%
% of Patients satisfied with the time they had to wait for an appointment	2	2	N/A	82.7%	84.4%	87.9%

* This is based on patients treated on this contract for their most recent course of treatment. Figures in italics indicate the base number of FP17s or Patient Questionnaire responses are less than 100. N/A is shown where the base number of responses is less than 10 during the period. % is calculated as Quantity/Base number*100

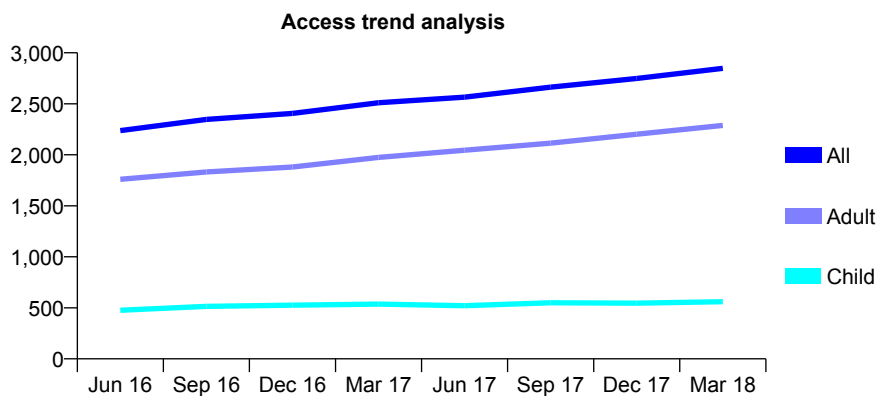
Q61 - Vital Signs At a Glance Contract Report for 119881/0001 - March 2018

Name or company name	Mr Ashish Patel
Contract type name	GDS Contract
Purpose of contract	General
Contract start date	01/08/2014
Contract end date	

17/18 Contracted general activity (UDA)	6,300
Carry forward general activity (UDA)	-60
17/18 Contracted orthodontic activity (UOA)	0
Carry forward orthodontic activity (UOA)	0
Baseline contract value	£144,871.41

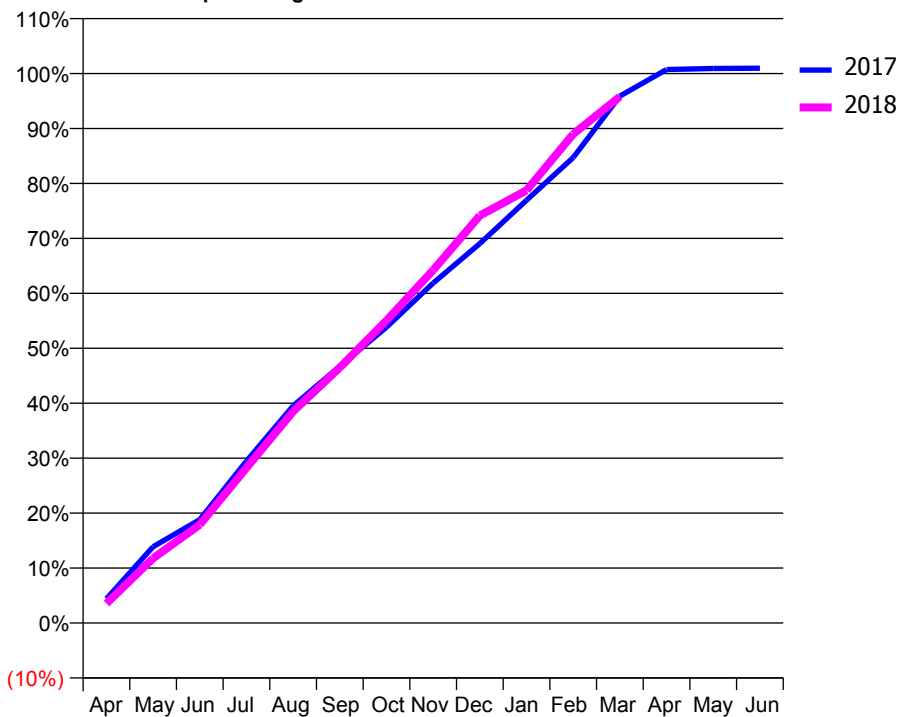
ACCESS*

Patients seen in 24 months	Total	Change since previous quarter
Quarter ending March 2017	2,510	
Quarter ending June 2017	2,566	↑
Quarter ending September 2017	2,664	↑
Quarter ending December 2017	2,748	↑
Quarter ending March 2018	2,848	↑
Variance since March 2017	13.5%	↑



ACTIVITY

Cumulative percentage of contracted UDA delivered 2017 & 2018



Month	Adjusted Scheduled Activity (UDA)	
	2017	2018
April	278	223
May	876	742
June	1,185	1,127
July	1,857	1,779
August	2,490	2,425
September	2,943	2,929
October	3,392	3,468
November	3,897	4,047
December	4,350	4,672
January	4,847	4,960
February	5,336	5,606
March	6,040	6,035
April	6,346	
May	6,358	
June	6,360	

QUALITY

	Quantity	Base Number	Contract	AT	Region	England
% of FP17s for the same patient ID Re-attending within 3 months - Children	54	604	8.9%	10.5%	11.5%	11.9%
% of FP17s for the same patient ID Re-attending within 3 months - Adults	322	2,273	14.2%	16.1%	16.8%	16.0%
% of FP17s for the same patient ID Re-attending between 3 & 9 months - Children	239	604	39.6%	43.4%	47.7%	58.3%
% of FP17s for the same patient ID Re-attending between 3 & 9 months - Adults	603	2,273	26.5%	35.8%	38.2%	50.3%
% of FP17s for Band 1 Urgent Courses	486	2,768	17.6%	10.9%	10.6%	9.1%
% of FP17s Relating to Free Repair or Replacements	5	2,768	0.2%	0.5%	0.6%	0.8%
% of FP17s Relating to Continuations	13	2,768	0.5%	0.7%	0.8%	1.0%
% of Patients satisfied with the dentistry they have received	1	1	N/A	89.7%	89.3%	91.5%
% of Patients satisfied with the time they had to wait for an appointment	1	1	N/A	82.7%	84.4%	87.9%

* This is based on patients treated on this contract for their most recent course of treatment. Figures in italics indicate the base number of FP17s or Patient Questionnaire responses are less than 100. N/A is shown where the base number of responses is less than 10 during the period. % is calculated as Quantity/Base number*100

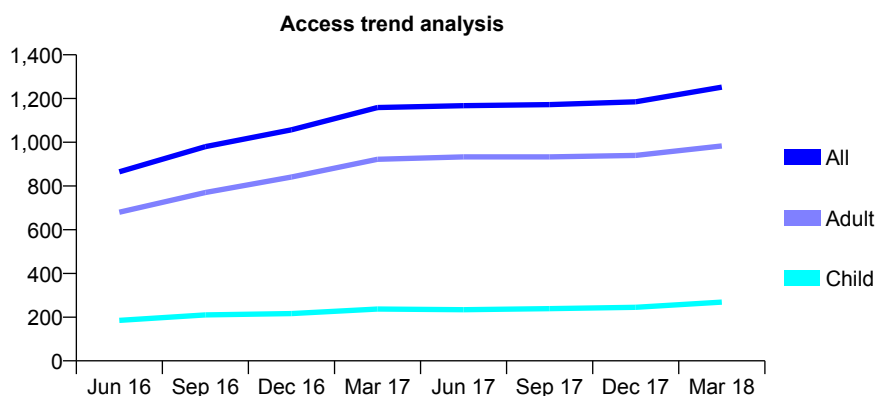
Q61 - Vital Signs At a Glance Contract Report for 120219/0001 - March 2018

Name or company name	SMILE DENT - Green Lanes
Contract type name	GDS Contract
Purpose of contract	General
Contract start date	01/04/2015
Contract end date	

17/18 Contracted general activity (UDA)	3,786
Carry forward general activity (UDA)	-76
17/18 Contracted orthodontic activity (UOA)	0
Carry forward orthodontic activity (UOA)	0
Baseline contract value	£105,839.08

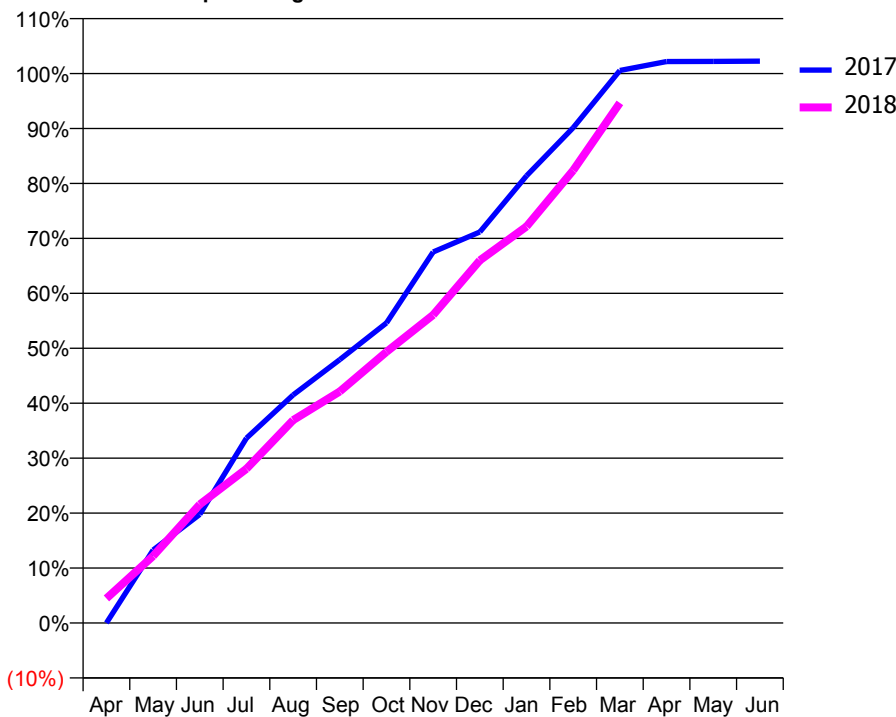
ACCESS*

Patients seen in 24 months	Total	Change since previous quarter
Quarter ending March 2017	1,159	
Quarter ending June 2017	1,167	→
Quarter ending September 2017	1,172	→
Quarter ending December 2017	1,185	→
Quarter ending March 2018	1,252	↑
Variance since March 2017	8.0%	↑



ACTIVITY

Cumulative percentage of contracted UDA delivered 2017 & 2018



Month	Adjusted Scheduled Activity (UDA)	
	2017	2018
April	0	169
May	503	461
June	749	817
July	1,274	1,063
August	1,571	1,398
September	1,815	1,595
October	2,067	1,868
November	2,557	2,123
December	2,694	2,499
January	3,081	2,732
February	3,413	3,119
March	3,806	3,584
April	3,868	
May	3,869	
June	3,871	

QUALITY

	Quantity	Base Number	Contract	AT	Region	England
% of FP17s for the same patient ID Re-attending within 3 months - Children	20	324	6.2%	10.5%	11.5%	11.9%
% of FP17s for the same patient ID Re-attending within 3 months - Adults	177	1,207	14.7%	16.1%	16.8%	16.0%
% of FP17s for the same patient ID Re-attending between 3 & 9 months - Children	180	324	55.6%	43.4%	47.7%	58.3%
% of FP17s for the same patient ID Re-attending between 3 & 9 months - Adults	573	1,207	47.5%	35.8%	38.2%	50.3%
% of FP17s for Band 1 Urgent Courses	144	1,487	9.7%	10.9%	10.6%	9.1%
% of FP17s Relating to Free Repair or Replacements	22	1,487	1.5%	0.5%	0.6%	0.8%
% of FP17s Relating to Continuations	9	1,487	0.6%	0.7%	0.8%	1.0%
% of Patients satisfied with the dentistry they have received	1	1	N/A	89.7%	89.3%	91.5%
% of Patients satisfied with the time they had to wait for an appointment	1	1	N/A	82.7%	84.4%	87.9%

* This is based on patients treated on this contract for their most recent course of treatment. Figures in italics indicate the base number of FP17s or Patient Questionnaire responses are less than 100. N/A is shown where the base number of responses is less than 10 during the period. % is calculated as Quantity/Base number*100

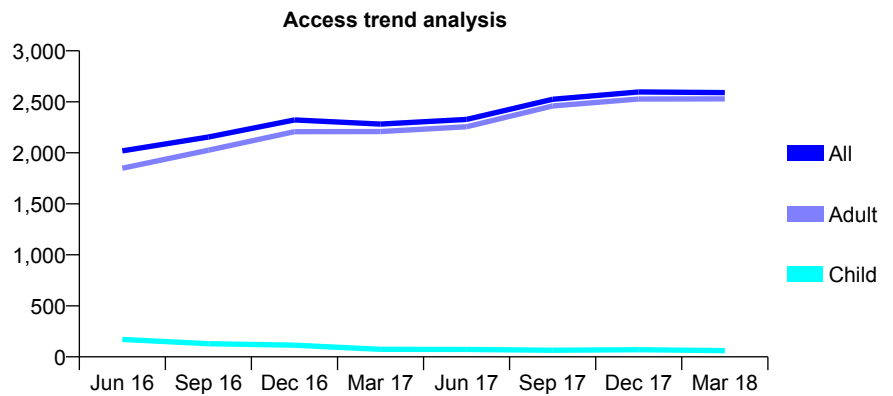
Q61 - Vital Signs At a Glance Contract Report for 120340/0001 - March 2018

Name or company name	MR MR MANBAJOOD
Contract type name	GDS Contract
Purpose of contract	General
Contract start date	11/04/2013
Contract end date	

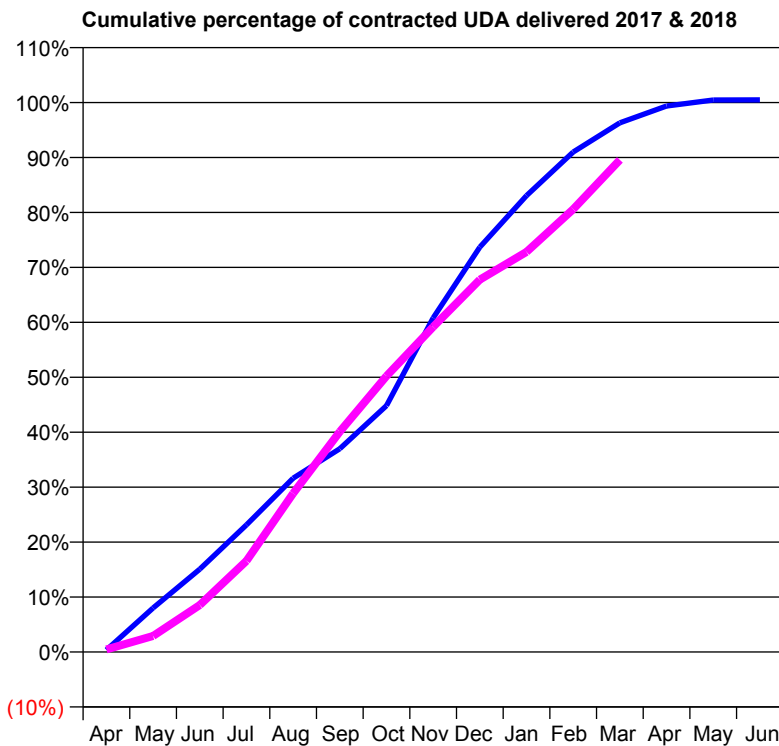
17/18 Contracted general activity (UDA)	3,657
Carry forward general activity (UDA)	-17
17/18 Contracted orthodontic activity (UOA)	0
Carry forward orthodontic activity (UOA)	0
Baseline contract value	£105,929.75

ACCESS*

Patients seen in 24 months	Total	Change since previous quarter
Quarter ending March 2017	2,282	
Quarter ending June 2017	2,327	→
Quarter ending September 2017	2,525	↑
Quarter ending December 2017	2,597	↑
Quarter ending March 2018	2,590	→
Variance since March 2017	13.5%	↑



ACTIVITY



Month	Adjusted Scheduled Activity (UDA)	
	2017	2018
April	14	17
May	293	107
June	552	313
July	846	607
August	1,157	1,055
September	1,353	1,466
October	1,639	1,836
November	2,224	2,164
December	2,695	2,478
January	3,038	2,663
February	3,327	2,947
March	3,521	3,275
April	3,633	
May	3,673	
June	3,674	

QUALITY

	Quantity	Base Number	Contract	AT	Region	England
% of FP17s for the same patient ID Re-attending within 3 months - Children	4	56	7.1%	10.5%	11.5%	11.9%
% of FP17s for the same patient ID Re-attending within 3 months - Adults	108	1,832	5.9%	16.1%	16.8%	16.0%
% of FP17s for the same patient ID Re-attending between 3 & 9 months - Children	14	56	25.0%	43.4%	47.7%	58.3%
% of FP17s for the same patient ID Re-attending between 3 & 9 months - Adults	163	1,832	8.9%	35.8%	38.2%	50.3%
% of FP17s for Band 1 Urgent Courses	152	1,778	8.5%	10.9%	10.6%	9.1%
% of FP17s Relating to Free Repair or Replacements	6	1,778	0.3%	0.5%	0.6%	0.8%
% of FP17s Relating to Continuations	6	1,778	0.3%	0.7%	0.8%	1.0%
% of Patients satisfied with the dentistry they have received	1	1	N/A	89.7%	89.3%	91.5%
% of Patients satisfied with the time they had to wait for an appointment	1	1	N/A	82.7%	84.4%	87.9%

* This is based on patients treated on this contract for their most recent course of treatment. Figures in italics indicate the base number of FP17s or Patient Questionnaire responses are less than 100. N/A is shown where the base number of responses is less than 10 during the period. % is calculated as Quantity/Base number*100

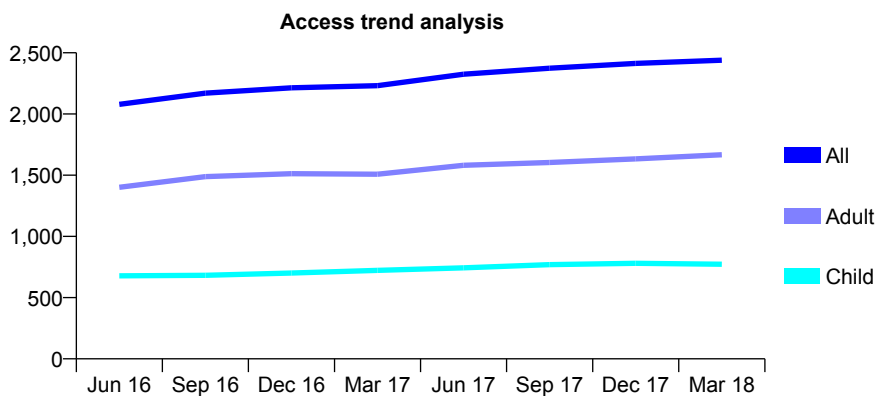
Q61 - Vital Signs At a Glance Contract Report for 121592/0001 - March 2018

Name or company name	Colney Hatch Dental Practice Ltd
Contract type name	GDS Contract
Purpose of contract	General
Contract start date	01/07/2008
Contract end date	

17/18 Contracted general activity (UDA)	5,744
Carry forward general activity (UDA)	0
17/18 Contracted orthodontic activity (UOA)	0
Carry forward orthodontic activity (UOA)	0
Baseline contract value	£183,379.97

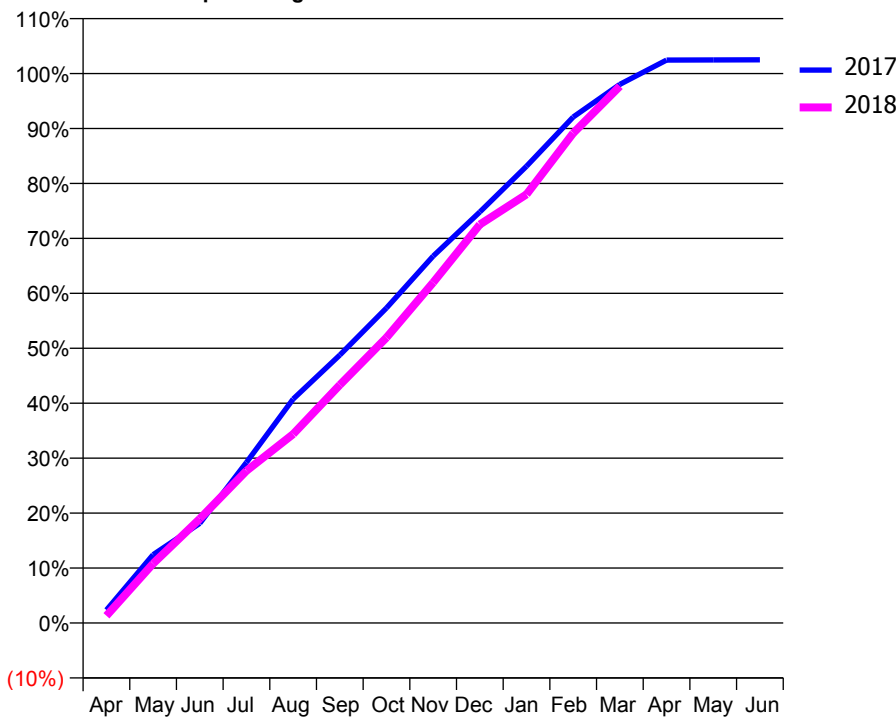
ACCESS*

Patients seen in 24 months	Total	Change since previous quarter
Quarter ending March 2017	2,231	
Quarter ending June 2017	2,325	↑
Quarter ending September 2017	2,374	↑
Quarter ending December 2017	2,413	→
Quarter ending March 2018	2,440	→
Variance since March 2017	9.4%	↑



ACTIVITY

Cumulative percentage of contracted UDA delivered 2017 & 2018



Month	Adjusted Scheduled Activity (UDA)	
	2017	2018
April	136	76
May	714	621
June	1,042	1,089
July	1,679	1,591
August	2,341	1,974
September	2,801	2,488
October	3,293	2,983
November	3,836	3,560
December	4,296	4,165
January	4,775	4,481
February	5,289	5,121
March	5,631	5,612
April	5,884	
May	5,885	
June	5,887	

QUALITY

	Quantity	Base Number	Contract	AT	Region	England
% of FP17s for the same patient ID Re-attending within 3 months - Children	95	1,078	8.8%	10.5%	11.5%	11.9%
% of FP17s for the same patient ID Re-attending within 3 months - Adults	262	1,829	14.3%	16.1%	16.8%	16.0%
% of FP17s for the same patient ID Re-attending between 3 & 9 months - Children	613	1,078	56.9%	43.4%	47.7%	58.3%
% of FP17s for the same patient ID Re-attending between 3 & 9 months - Adults	600	1,829	32.8%	35.8%	38.2%	50.3%
% of FP17s for Band 1 Urgent Courses	356	2,774	12.8%	10.9%	10.6%	9.1%
% of FP17s Relating to Free Repair or Replacements	7	2,774	0.3%	0.5%	0.6%	0.8%
% of FP17s Relating to Continuations	8	2,774	0.3%	0.7%	0.8%	1.0%
% of Patients satisfied with the dentistry they have received	2	2	N/A	89.7%	89.3%	91.5%
% of Patients satisfied with the time they had to wait for an appointment	2	2	N/A	82.7%	84.4%	87.9%

* This is based on patients treated on this contract for their most recent course of treatment. Figures in italics indicate the base number of FP17s or Patient Questionnaire responses are less than 100. N/A is shown where the base number of responses is less than 10 during the period. % is calculated as Quantity/Base number*100

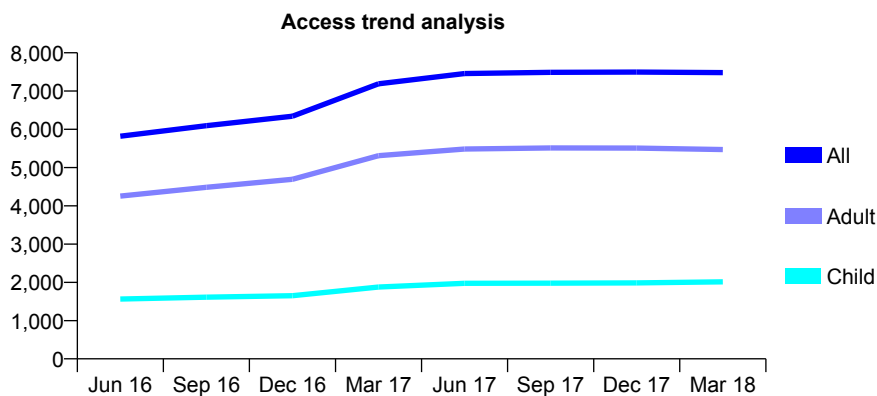
Q61 - Vital Signs At a Glance Contract Report for 122734/0001 - March 2018

Name or company name	Woodford Partnership
Contract type name	GDS Contract
Purpose of contract	General
Contract start date	01/02/2015
Contract end date	

17/18 Contracted general activity (UDA)	18,678
Carry forward general activity (UDA)	120
17/18 Contracted orthodontic activity (UOA)	0
Carry forward orthodontic activity (UOA)	0
Baseline contract value	£466,451.82

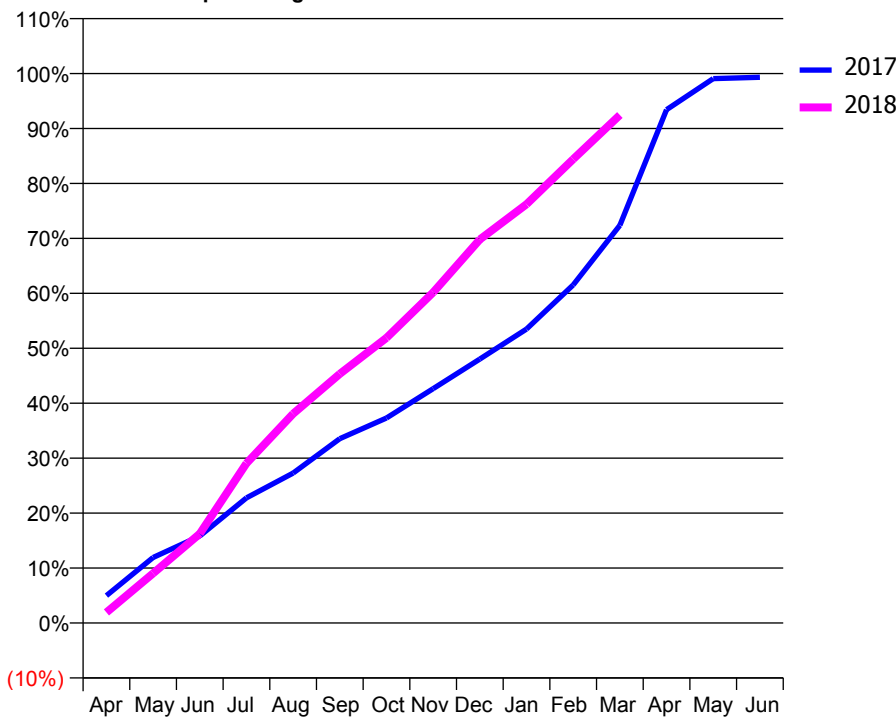
ACCESS*

Patients seen in 24 months	Total	Change since previous quarter
Quarter ending March 2017	7,189	
Quarter ending June 2017	7,457	↑
Quarter ending September 2017	7,491	→
Quarter ending December 2017	7,496	→
Quarter ending March 2018	7,484	→
Variance since March 2017	4.1%	↑



ACTIVITY

Cumulative percentage of contracted UDA delivered 2017 & 2018



Month	Adjusted Scheduled Activity (UDA)	
	2017	2018
April	934	362
May	2,229	1,688
June	2,959	3,033
July	4,256	5,427
August	5,099	7,116
September	6,266	8,471
October	6,968	9,695
November	7,967	11,238
December	8,972	13,036
January	9,993	14,232
February	11,491	15,766
March	13,516	17,268
April	17,447	
May	18,504	
June	18,550	

QUALITY

	Quantity	Base Number	Contract	AT	Region	England
% of FP17s for the same patient ID Re-attending within 3 months - Children	232	2,916	8.0%	10.5%	11.5%	11.9%
% of FP17s for the same patient ID Re-attending within 3 months - Adults	1,024	6,921	14.8%	16.1%	16.8%	16.0%
% of FP17s for the same patient ID Re-attending between 3 & 9 months - Children	1,212	2,916	41.6%	43.4%	47.7%	58.3%
% of FP17s for the same patient ID Re-attending between 3 & 9 months - Adults	2,364	6,921	34.2%	35.8%	38.2%	50.3%
% of FP17s for Band 1 Urgent Courses	740	7,702	9.6%	10.9%	10.6%	9.1%
% of FP17s Relating to Free Repair or Replacements	22	7,702	0.3%	0.5%	0.6%	0.8%
% of FP17s Relating to Continuations	155	7,702	2.0%	0.7%	0.8%	1.0%
% of Patients satisfied with the dentistry they have received	7	7	N/A	89.7%	89.3%	91.5%
% of Patients satisfied with the time they had to wait for an appointment	6	7	N/A	82.7%	84.4%	87.9%

* This is based on patients treated on this contract for their most recent course of treatment. Figures in italics indicate the base number of FP17s or Patient Questionnaire responses are less than 100. N/A is shown where the base number of responses is less than 10 during the period. % is calculated as Quantity/Base number*100

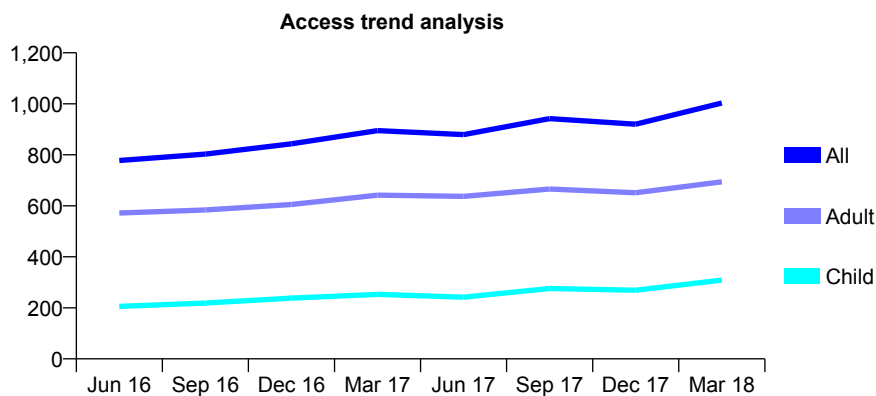
Q61 - Vital Signs At a Glance Contract Report for 122831/0001 - March 2018

Name or company name	Mrs N Mistry & Miss P Mistry
Contract type name	GDS Contract
Purpose of contract	General
Contract start date	01/02/2012
Contract end date	

17/18 Contracted general activity (UDA)	1,902
Carry forward general activity (UDA)	-38
17/18 Contracted orthodontic activity (UOA)	0
Carry forward orthodontic activity (UOA)	0
Baseline contract value	£49,607.27

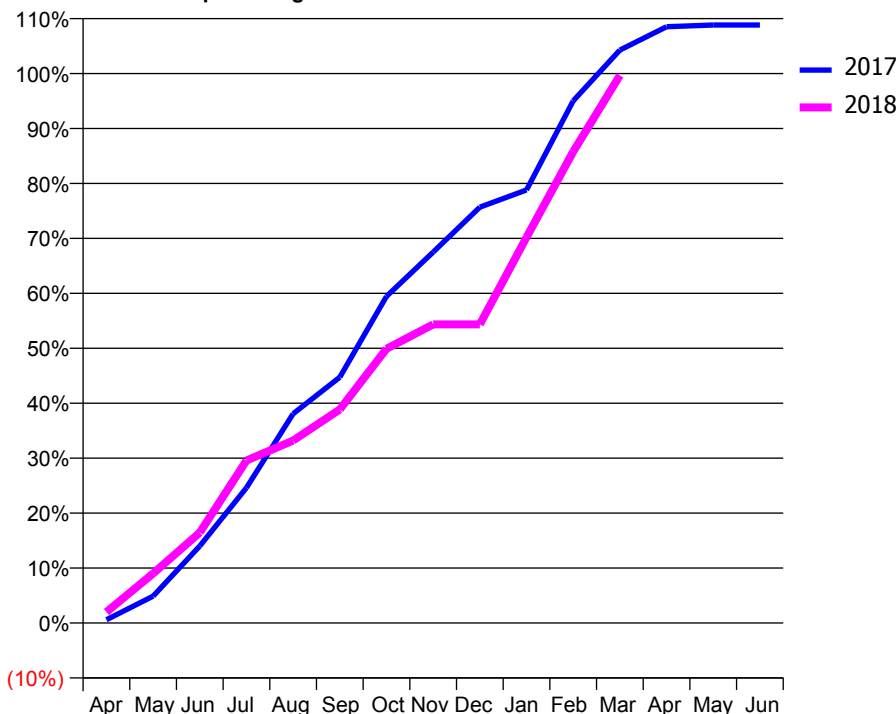
ACCESS*

Patients seen in 24 months	Total	Change since previous quarter
Quarter ending March 2017	895	
Quarter ending June 2017	879	↓
Quarter ending September 2017	942	↑
Quarter ending December 2017	920	↓
Quarter ending March 2018	1,003	↑
Variance since March 2017	12.1%	↑



ACTIVITY

Cumulative percentage of contracted UDA delivered 2017 & 2018



Month	Adjusted Scheduled Activity (UDA)	
	2017	2018
April	11	38
May	93	171
June	266	313
July	468	562
August	724	632
September	851	739
October	1,131	949
November	1,284	1,034
December	1,439	1,034
January	1,499	1,335
February	1,807	1,631
March	1,983	1,895
April	2,064	
May	2,070	
June	2,070	

QUALITY

	Quantity	Base Number	Contract	AT	Region	England
% of FP17s for the same patient ID Re-attending within 3 months - Children	13	297	4.4%	10.5%	11.5%	11.9%
% of FP17s for the same patient ID Re-attending within 3 months - Adults	69	652	10.6%	16.1%	16.8%	16.0%
% of FP17s for the same patient ID Re-attending between 3 & 9 months - Children	69	297	23.2%	43.4%	47.7%	58.3%
% of FP17s for the same patient ID Re-attending between 3 & 9 months - Adults	192	652	29.4%	35.8%	38.2%	50.3%
% of FP17s for Band 1 Urgent Courses	103	906	11.4%	10.9%	10.6%	9.1%
% of FP17s Relating to Free Repair or Replacements	5	906	0.6%	0.5%	0.6%	0.8%
% of FP17s Relating to Continuations	1	906	0.1%	0.7%	0.8%	1.0%
% of Patients satisfied with the dentistry they have received	0	0	N/A	89.7%	89.3%	91.5%
% of Patients satisfied with the time they had to wait for an appointment	0	0	N/A	82.7%	84.4%	87.9%

* This is based on patients treated on this contract for their most recent course of treatment. Figures in italics indicate the base number of FP17s or Patient Questionnaire responses are less than 100. N/A is shown where the base number of responses is less than 10 during the period. % is calculated as Quantity/Base number*100

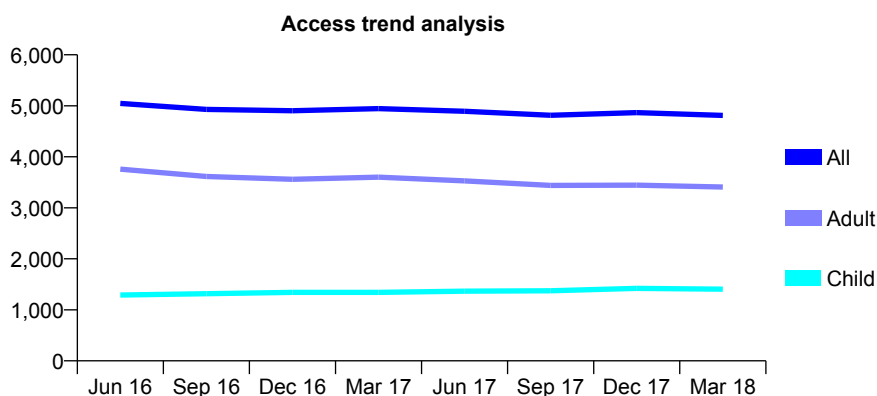
Q61 - Vital Signs At a Glance Contract Report for 123331/0001 - March 2018

Name or company name	East India Dock Road Dental Practice
Contract type name	GDS Contract
Purpose of contract	General
Contract start date	01/04/2007
Contract end date	

17/18 Contracted general activity (UDA)	13,697
Carry forward general activity (UDA)	236
17/18 Contracted orthodontic activity (UOA)	0
Carry forward orthodontic activity (UOA)	0
Baseline contract value	£401,495.82

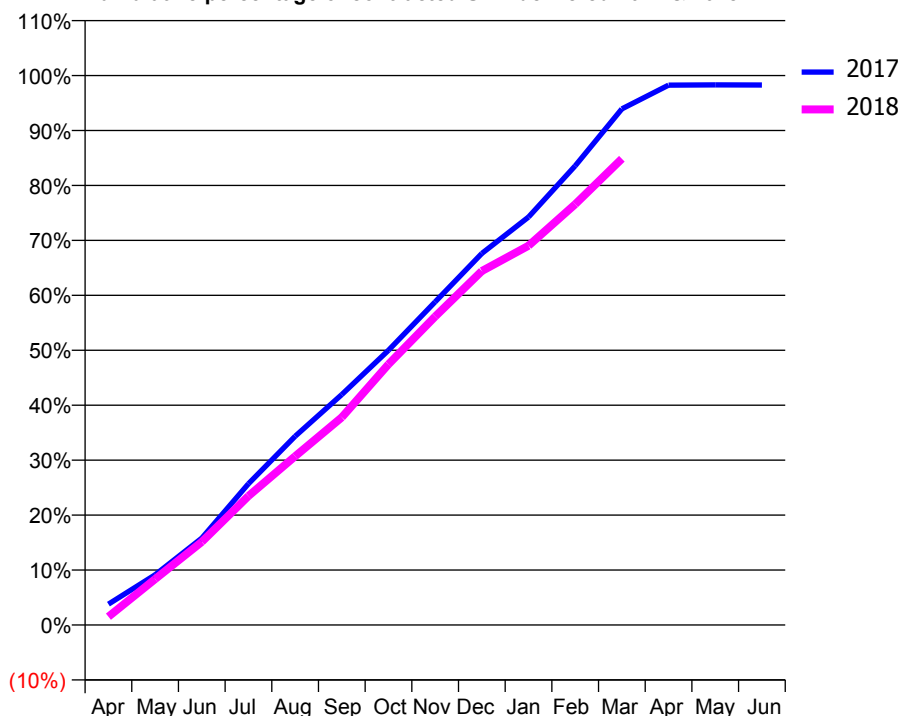
ACCESS*

Patients seen in 24 months	Total	Change since previous quarter
Quarter ending March 2017	4,944	
Quarter ending June 2017	4,893	↓
Quarter ending September 2017	4,815	↓
Quarter ending December 2017	4,866	→
Quarter ending March 2018	4,813	↓
Variance since March 2017	(2.6%)	↓



ACTIVITY

Cumulative percentage of contracted UDA delivered 2017 & 2018



Month	Adjusted Scheduled Activity (UDA)	
	2017	2018
April	519	207
May	1,250	1,145
June	2,167	2,073
July	3,523	3,216
August	4,706	4,206
September	5,744	5,176
October	6,848	6,499
November	8,054	7,690
December	9,263	8,823
January	10,169	9,455
February	11,444	10,489
March	12,864	11,623
April	13,458	
May	13,463	
June	13,461	

QUALITY

	Quantity	Base Number	Contract	AT	Region	England
% of FP17s for the same patient ID Re-attending within 3 months - Children	72	1,566	4.6%	10.5%	11.5%	11.9%
% of FP17s for the same patient ID Re-attending within 3 months - Adults	320	3,498	9.1%	16.1%	16.8%	16.0%
% of FP17s for the same patient ID Re-attending between 3 & 9 months - Children	603	1,566	38.5%	43.4%	47.7%	58.3%
% of FP17s for the same patient ID Re-attending between 3 & 9 months - Adults	1,260	3,498	36.0%	35.8%	38.2%	50.3%
% of FP17s for Band 1 Urgent Courses	400	4,829	8.3%	10.9%	10.6%	9.1%
% of FP17s Relating to Free Repair or Replacements	29	4,829	0.6%	0.5%	0.6%	0.8%
% of FP17s Relating to Continuations	12	4,829	0.2%	0.7%	0.8%	1.0%
% of Patients satisfied with the dentistry they have received	0	0	N/A	89.7%	89.3%	91.5%
% of Patients satisfied with the time they had to wait for an appointment	0	0	N/A	82.7%	84.4%	87.9%

* This is based on patients treated on this contract for their most recent course of treatment. Figures in italics indicate the base number of FP17s or Patient Questionnaire responses are less than 100. N/A is shown where the base number of responses is less than 10 during the period. % is calculated as Quantity/Base number*100

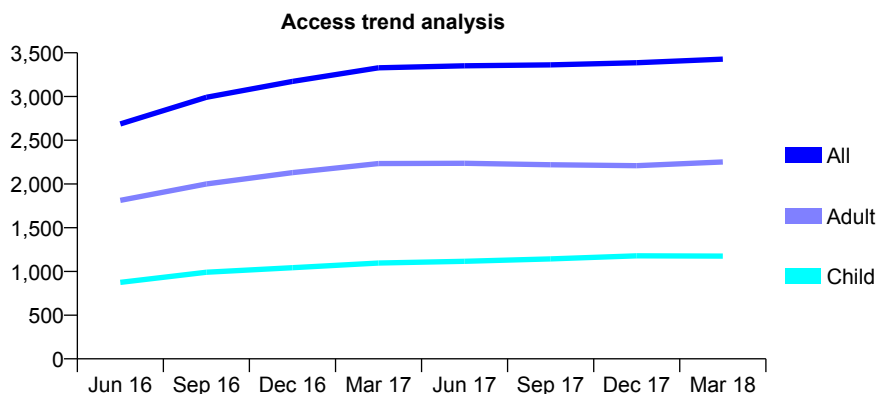
Q61 - Vital Signs At a Glance Contract Report for 124699/0001 - March 2018

Name or company name	Finchley Dental Care Practice Partnership
Contract type name	GDS Contract
Purpose of contract	General
Contract start date	01/03/2015
Contract end date	

17/18 Contracted general activity (UDA)	7,500
Carry forward general activity (UDA)	93
17/18 Contracted orthodontic activity (UOA)	0
Carry forward orthodontic activity (UOA)	0
Baseline contract value	£198,382.63

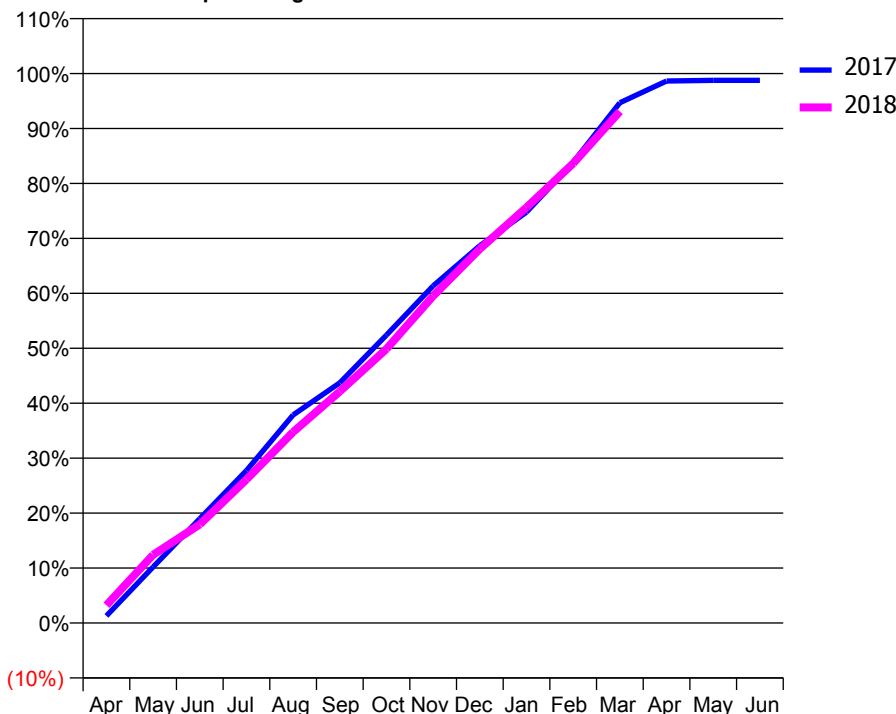
ACCESS*

Patients seen in 24 months	Total	Change since previous quarter
Quarter ending March 2017	3,328	
Quarter ending June 2017	3,351	→
Quarter ending September 2017	3,362	→
Quarter ending December 2017	3,387	→
Quarter ending March 2018	3,427	→
Variance since March 2017	3.0%	↑



ACTIVITY

Cumulative percentage of contracted UDA delivered 2017 & 2018



Month	Adjusted Scheduled Activity (UDA)	
	2017	2018
April	97	243
May	765	930
June	1,424	1,346
July	2,082	1,959
August	2,841	2,607
September	3,279	3,160
October	3,931	3,741
November	4,602	4,464
December	5,149	5,105
January	5,608	5,672
February	6,289	6,273
March	7,101	6,982
April	7,397	
May	7,407	
June	7,407	

QUALITY

	Quantity	Base Number	Contract	AT	Region	England
% of FP17s for the same patient ID Re-attending within 3 months - Children	95	1,407	6.8%	10.5%	11.5%	11.9%
% of FP17s for the same patient ID Re-attending within 3 months - Adults	360	2,363	15.2%	16.1%	16.8%	16.0%
% of FP17s for the same patient ID Re-attending between 3 & 9 months - Children	579	1,407	41.2%	43.4%	47.7%	58.3%
% of FP17s for the same patient ID Re-attending between 3 & 9 months - Adults	701	2,363	29.7%	35.8%	38.2%	50.3%
% of FP17s for Band 1 Urgent Courses	330	3,630	9.1%	10.9%	10.6%	9.1%
% of FP17s Relating to Free Repair or Replacements	8	3,630	0.2%	0.5%	0.6%	0.8%
% of FP17s Relating to Continuations	82	3,630	2.3%	0.7%	0.8%	1.0%
% of Patients satisfied with the dentistry they have received	2	2	N/A	89.7%	89.3%	91.5%
% of Patients satisfied with the time they had to wait for an appointment	2	2	N/A	82.7%	84.4%	87.9%

* This is based on patients treated on this contract for their most recent course of treatment. Figures in italics indicate the base number of FP17s or Patient Questionnaire responses are less than 100. N/A is shown where the base number of responses is less than 10 during the period. % is calculated as Quantity/Base number*100

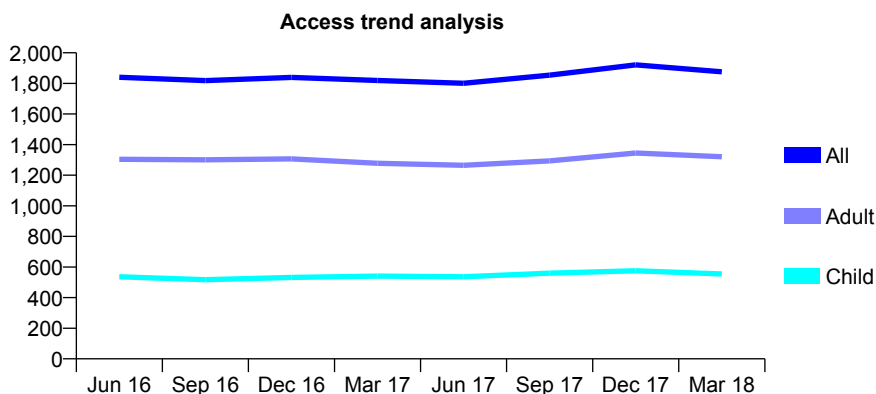
Q61 - Vital Signs At a Glance Contract Report for 124850/0001 - March 2018

Name or company name	Mona Lisa Smiles
Contract type name	GDS Contract
Purpose of contract	General
Contract start date	01/04/2008
Contract end date	

17/18 Contracted general activity (UDA)	5,343
Carry forward general activity (UDA)	-107
17/18 Contracted orthodontic activity (UOA)	0
Carry forward orthodontic activity (UOA)	0
Baseline contract value	£127,835.98

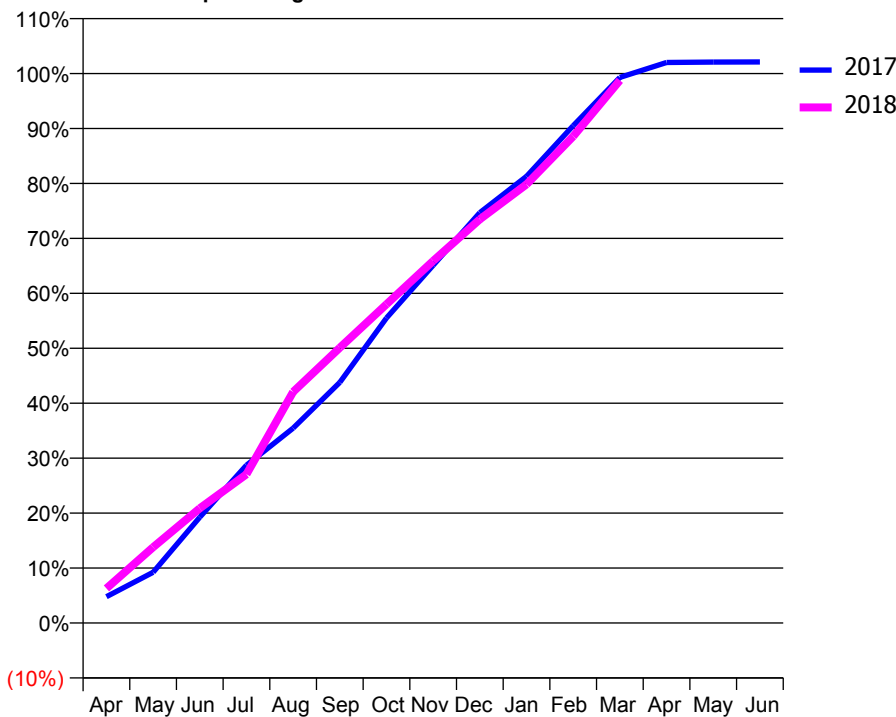
ACCESS*

Patients seen in 24 months	Total	Change since previous quarter
Quarter ending March 2017	1,819	
Quarter ending June 2017	1,801	→
Quarter ending September 2017	1,854	↑
Quarter ending December 2017	1,921	↑
Quarter ending March 2018	1,876	↓
Variance since March 2017	3.1%	↑



ACTIVITY

Cumulative percentage of contracted UDA delivered 2017 & 2018



Month	Adjusted Scheduled Activity (UDA)	
	2017	2018
April	256	337
May	493	737
June	1,028	1,116
July	1,535	1,447
August	1,895	2,247
September	2,339	2,676
October	2,966	3,100
November	3,478	3,521
December	3,990	3,926
January	4,343	4,265
February	4,835	4,732
March	5,305	5,277
April	5,450	
May	5,454	
June	5,455	

QUALITY

	Quantity	Base Number	Contract	AT	Region	England
% of FP17s for the same patient ID Re-attending within 3 months - Children	117	972	12.0%	10.5%	11.5%	11.9%
% of FP17s for the same patient ID Re-attending within 3 months - Adults	290	1,979	14.7%	16.1%	16.8%	16.0%
% of FP17s for the same patient ID Re-attending between 3 & 9 months - Children	574	972	59.1%	43.4%	47.7%	58.3%
% of FP17s for the same patient ID Re-attending between 3 & 9 months - Adults	1,192	1,979	60.2%	35.8%	38.2%	50.3%
% of FP17s for Band 1 Urgent Courses	270	2,785	9.7%	10.9%	10.6%	9.1%
% of FP17s Relating to Free Repair or Replacements	15	2,785	0.5%	0.5%	0.6%	0.8%
% of FP17s Relating to Continuations	0	2,785	0.0%	0.7%	0.8%	1.0%
% of Patients satisfied with the dentistry they have received	0	0	N/A	89.7%	89.3%	91.5%
% of Patients satisfied with the time they had to wait for an appointment	0	0	N/A	82.7%	84.4%	87.9%

* This is based on patients treated on this contract for their most recent course of treatment. Figures in italics indicate the base number of FP17s or Patient Questionnaire responses are less than 100. N/A is shown where the base number of responses is less than 10 during the period. % is calculated as Quantity/Base number*100

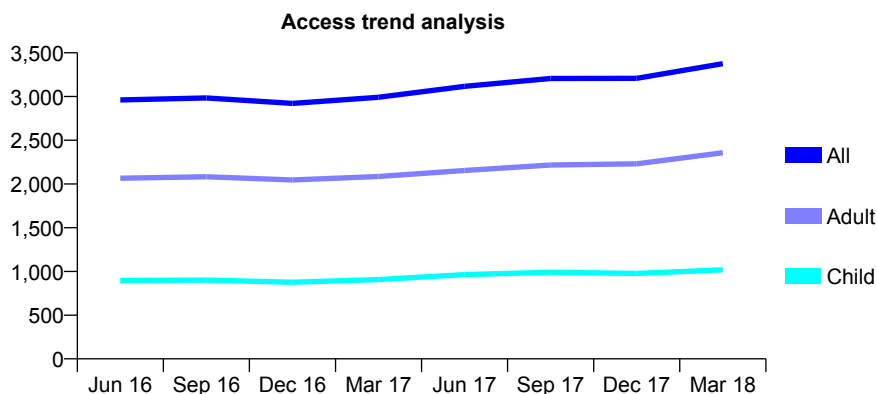
Q61 - Vital Signs At a Glance Contract Report for 125970/0001 - March 2018

Name or company name	Dr's V & S Patel
Contract type name	GDS Contract
Purpose of contract	General
Contract start date	01/04/2008
Contract end date	

17/18 Contracted general activity (UDA)	12,365
Carry forward general activity (UDA)	-13
17/18 Contracted orthodontic activity (UOA)	0
Carry forward orthodontic activity (UOA)	0
Baseline contract value	£457,498.51

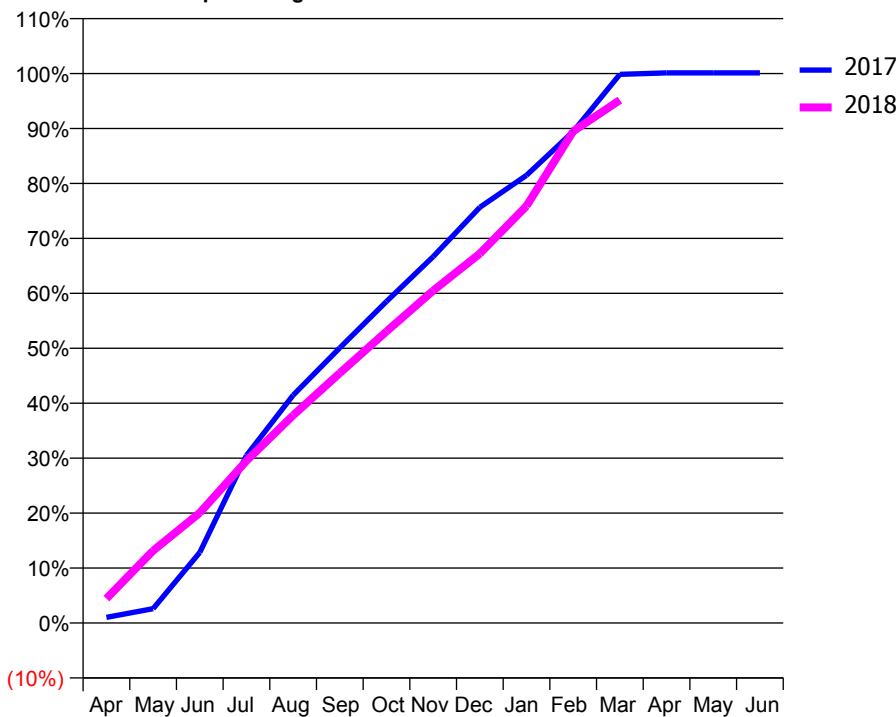
ACCESS*

Patients seen in 24 months	Total	Change since previous quarter
Quarter ending March 2017	2,992	
Quarter ending June 2017	3,117	↑
Quarter ending September 2017	3,207	↑
Quarter ending December 2017	3,208	→
Quarter ending March 2018	3,375	↑
Variance since March 2017	12.8%	↑



ACTIVITY

Cumulative percentage of contracted UDA delivered 2017 & 2018



Month	Adjusted Scheduled Activity (UDA)	
	2017	2018
April	128	551
May	323	1,628
June	1,590	2,481
July	3,770	3,651
August	5,126	4,672
September	6,192	5,625
October	7,237	6,562
November	8,244	7,479
December	9,355	8,312
January	10,075	9,383
February	11,059	11,066
March	12,345	11,768
April	12,378	
May	12,378	
June	12,378	

QUALITY

	Quantity	Base Number	Contract	AT	Region	England
% of FP17s for the same patient ID Re-attending within 3 months - Children	76	1,343	5.7%	10.5%	11.5%	11.9%
% of FP17s for the same patient ID Re-attending within 3 months - Adults	312	2,643	11.8%	16.1%	16.8%	16.0%
% of FP17s for the same patient ID Re-attending between 3 & 9 months - Children	739	1,343	55.0%	43.4%	47.7%	58.3%
% of FP17s for the same patient ID Re-attending between 3 & 9 months - Adults	1,025	2,643	38.8%	35.8%	38.2%	50.3%
% of FP17s for Band 1 Urgent Courses	280	3,952	7.1%	10.9%	10.6%	9.1%
% of FP17s Relating to Free Repair or Replacements	8	3,952	0.2%	0.5%	0.6%	0.8%
% of FP17s Relating to Continuations	49	3,952	1.2%	0.7%	0.8%	1.0%
% of Patients satisfied with the dentistry they have received	3	3	N/A	89.7%	89.3%	91.5%
% of Patients satisfied with the time they had to wait for an appointment	3	3	N/A	82.7%	84.4%	87.9%

* This is based on patients treated on this contract for their most recent course of treatment. Figures in italics indicate the base number of FP17s or Patient Questionnaire responses are less than 100. N/A is shown where the base number of responses is less than 10 during the period. % is calculated as Quantity/Base number*100

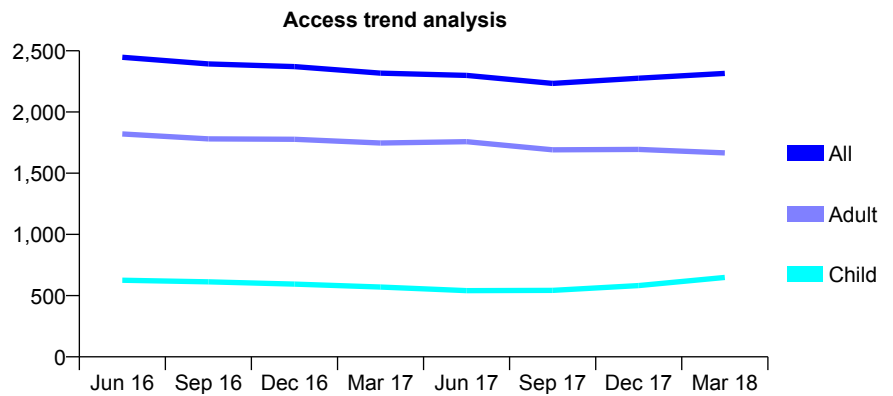
Q61 - Vital Signs At a Glance Contract Report for 126063/0001 - March 2018

Name or company name	Valentine Dental Practice Ltd
Contract type name	GDS Contract
Purpose of contract	General
Contract start date	01/07/2011
Contract end date	

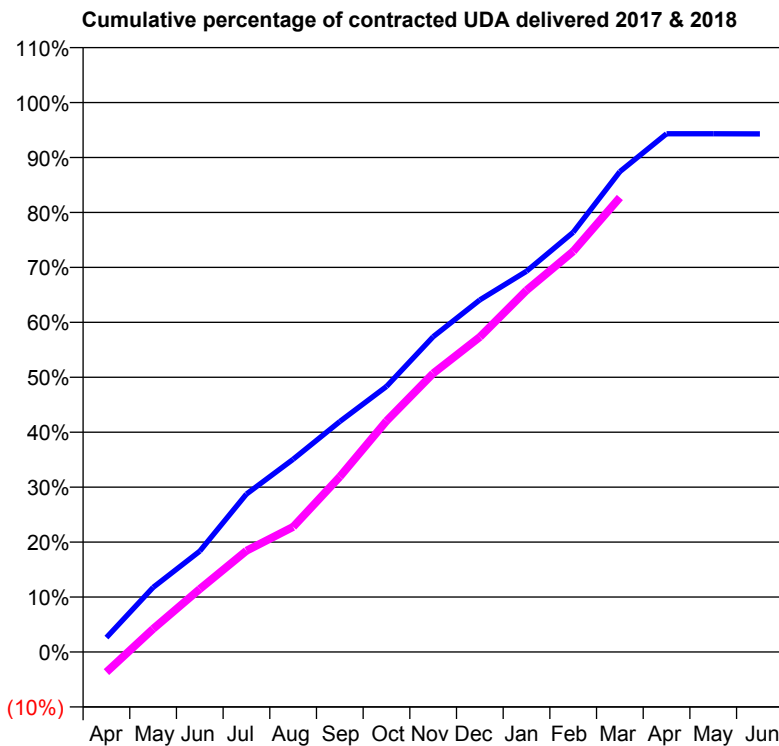
17/18 Contracted general activity (UDA)	6,231
Carry forward general activity (UDA)	355
17/18 Contracted orthodontic activity (UOA)	0
Carry forward orthodontic activity (UOA)	0
Baseline contract value	£175,565.50

ACCESS*

Patients seen in 24 months	Total	Change since previous quarter
Quarter ending March 2017	2,317	
Quarter ending June 2017	2,299	→
Quarter ending September 2017	2,234	↓
Quarter ending December 2017	2,276	→
Quarter ending March 2018	2,315	→
Variance since March 2017	(0.1%)	→



ACTIVITY



Month	Adjusted Scheduled Activity (UDA)	
	2017	2018
April	164	-229
May	733	262
June	1,144	715
July	1,791	1,148
August	2,185	1,419
September	2,614	1,987
October	3,011	2,620
November	3,575	3,159
December	3,993	3,572
January	4,317	4,101
February	4,759	4,542
March	5,448	5,154
April	5,877	
May	5,877	
June	5,876	

QUALITY

	Quantity	Base Number	Contract	AT	Region	England
% of FP17s for the same patient ID Re-attending within 3 months - Children	18	586	3.1%	10.5%	11.5%	11.9%
% of FP17s for the same patient ID Re-attending within 3 months - Adults	260	1,855	14.0%	16.1%	16.8%	16.0%
% of FP17s for the same patient ID Re-attending between 3 & 9 months - Children	139	586	23.7%	43.4%	47.7%	58.3%
% of FP17s for the same patient ID Re-attending between 3 & 9 months - Adults	756	1,855	40.8%	35.8%	38.2%	50.3%
% of FP17s for Band 1 Urgent Courses	535	2,286	23.4%	10.9%	10.6%	9.1%
% of FP17s Relating to Free Repair or Replacements	37	2,286	1.6%	0.5%	0.6%	0.8%
% of FP17s Relating to Continuations	19	2,286	0.8%	0.7%	0.8%	1.0%
% of Patients satisfied with the dentistry they have received	2	2	N/A	89.7%	89.3%	91.5%
% of Patients satisfied with the time they had to wait for an appointment	2	2	N/A	82.7%	84.4%	87.9%

* This is based on patients treated on this contract for their most recent course of treatment. Figures in italics indicate the base number of FP17s or Patient Questionnaire responses are less than 100. N/A is shown where the base number of responses is less than 10 during the period. % is calculated as Quantity/Base number*100

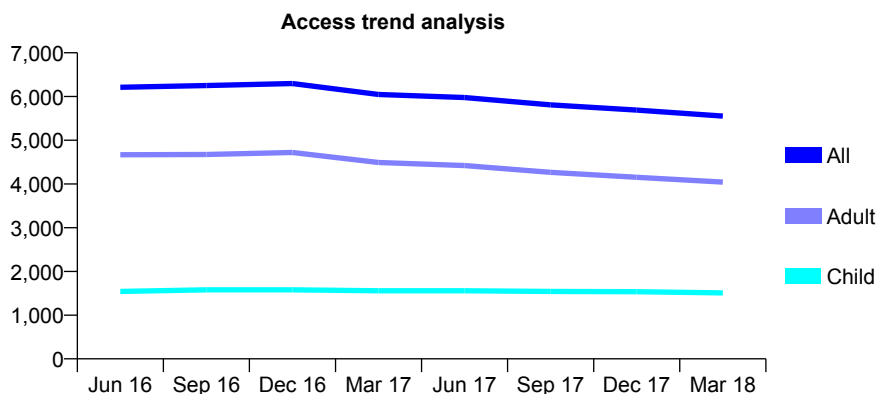
Q61 - Vital Signs At a Glance Contract Report for 126489/0001 - March 2018

Name or company name	Mr Mansour Ezzati
Contract type name	GDS Contract
Purpose of contract	General
Contract start date	01/01/2009
Contract end date	

17/18 Contracted general activity (UDA)	18,134
Carry forward general activity (UDA)	-47
17/18 Contracted orthodontic activity (UOA)	0
Carry forward orthodontic activity (UOA)	0
Baseline contract value	£542,799.84

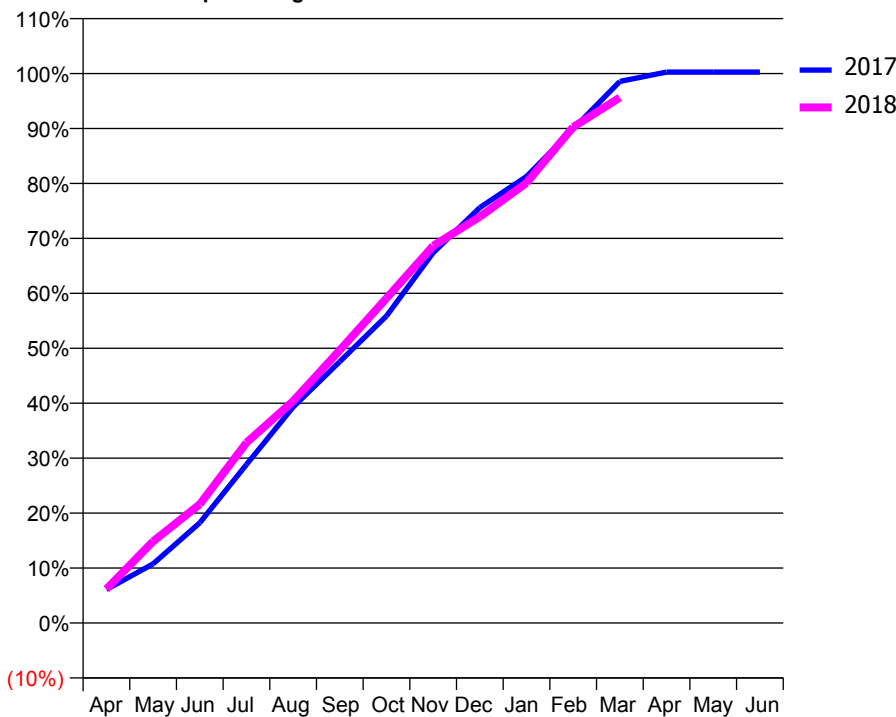
ACCESS*

Patients seen in 24 months	Total	Change since previous quarter
Quarter ending March 2017	6,046	
Quarter ending June 2017	5,978	↓
Quarter ending September 2017	5,809	↓
Quarter ending December 2017	5,691	↓
Quarter ending March 2018	5,553	↓
Variance since March 2017	(8.2%)	↓



ACTIVITY

Cumulative percentage of contracted UDA delivered 2017 & 2018



Month	2017	2018
April	1,107	1,122
May	1,953	2,697
June	3,306	3,920
July	5,231	5,954
August	7,127	7,325
September	8,628	9,007
October	10,130	10,717
November	12,220	12,449
December	13,708	13,405
January	14,736	14,524
February	16,301	16,368
March	17,874	17,339
April	18,181	
May	18,181	
June	18,181	

QUALITY

	Quantity	Base Number	Contract	AT	Region	England
% of FP17s for the same patient ID Re-attending within 3 months - Children	100	1,599	6.3%	10.5%	11.5%	11.9%
% of FP17s for the same patient ID Re-attending within 3 months - Adults	366	3,472	10.5%	16.1%	16.8%	16.0%
% of FP17s for the same patient ID Re-attending between 3 & 9 months - Children	596	1,599	37.3%	43.4%	47.7%	58.3%
% of FP17s for the same patient ID Re-attending between 3 & 9 months - Adults	1,022	3,472	29.4%	35.8%	38.2%	50.3%
% of FP17s for Band 1 Urgent Courses	542	4,972	10.9%	10.9%	10.6%	9.1%
% of FP17s Relating to Free Repair or Replacements	2	4,972	0.0%	0.5%	0.6%	0.8%
% of FP17s Relating to Continuations	7	4,972	0.1%	0.7%	0.8%	1.0%
% of Patients satisfied with the dentistry they have received	7	7	N/A	89.7%	89.3%	91.5%
% of Patients satisfied with the time they had to wait for an appointment	5	7	N/A	82.7%	84.4%	87.9%

* This is based on patients treated on this contract for their most recent course of treatment. Figures in italics indicate the base number of FP17s or Patient Questionnaire responses are less than 100. N/A is shown where the base number of responses is less than 10 during the period. % is calculated as Quantity/Base number*100

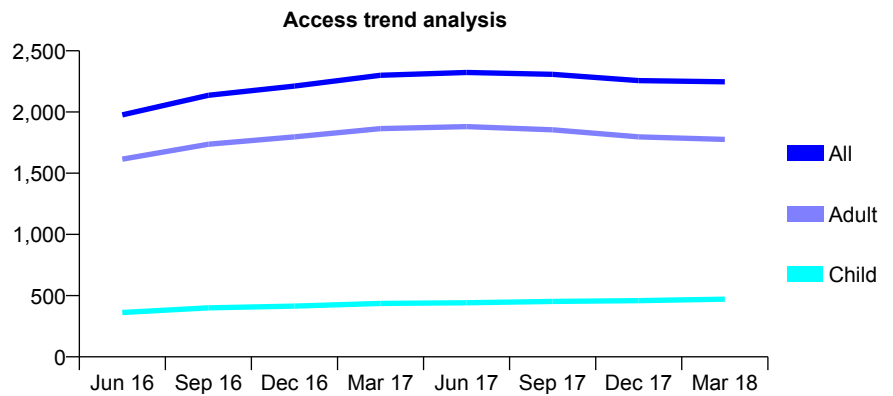
Q61 - Vital Signs At a Glance Contract Report for 127183/0001 - March 2018

Name or company name	NL Partners
Contract type name	GDS Contract
Purpose of contract	General
Contract start date	01/11/2014
Contract end date	

17/18 Contracted general activity (UDA)	7,359
Carry forward general activity (UDA)	138
17/18 Contracted orthodontic activity (UOA)	0
Carry forward orthodontic activity (UOA)	0
Baseline contract value	£226,469.90

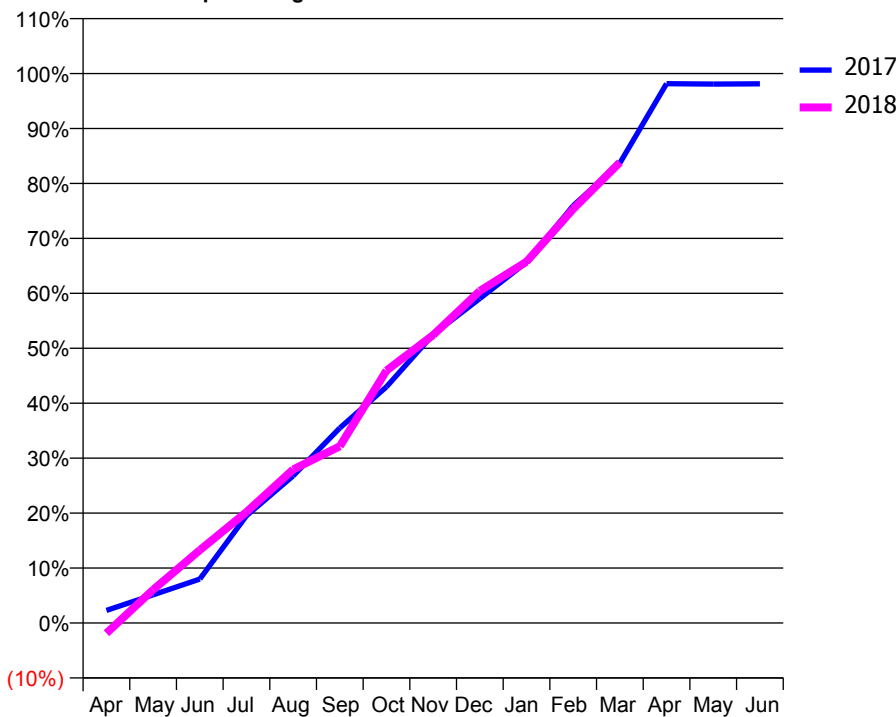
ACCESS*

Patients seen in 24 months	Total	Change since previous quarter
Quarter ending March 2017	2,300	
Quarter ending June 2017	2,323	→
Quarter ending September 2017	2,308	→
Quarter ending December 2017	2,256	↓
Quarter ending March 2018	2,247	→
Variance since March 2017	(2.3%)	↓



ACTIVITY

Cumulative percentage of contracted UDA delivered 2017 & 2018



Month	Adjusted Scheduled Activity (UDA)	
	2017	2018
April	169	-138
May	377	445
June	589	976
July	1,436	1,487
August	1,970	2,057
September	2,613	2,367
October	3,164	3,381
November	3,866	3,857
December	4,345	4,448
January	4,831	4,839
February	5,589	5,544
March	6,161	6,169
April	7,223	
May	7,218	
June	7,221	

QUALITY

	Quantity	Base Number	Contract	AT	Region	England
% of FP17s for the same patient ID Re-attending within 3 months - Children	31	555	5.6%	10.5%	11.5%	11.9%
% of FP17s for the same patient ID Re-attending within 3 months - Adults	147	1,854	7.9%	16.1%	16.8%	16.0%
% of FP17s for the same patient ID Re-attending between 3 & 9 months - Children	208	555	37.5%	43.4%	47.7%	58.3%
% of FP17s for the same patient ID Re-attending between 3 & 9 months - Adults	725	1,854	39.1%	35.8%	38.2%	50.3%
% of FP17s for Band 1 Urgent Courses	5	2,189	0.2%	10.9%	10.6%	9.1%
% of FP17s Relating to Free Repair or Replacements	9	2,189	0.4%	0.5%	0.6%	0.8%
% of FP17s Relating to Continuations	10	2,189	0.5%	0.7%	0.8%	1.0%
% of Patients satisfied with the dentistry they have received	0	0	N/A	89.7%	89.3%	91.5%
% of Patients satisfied with the time they had to wait for an appointment	0	0	N/A	82.7%	84.4%	87.9%

* This is based on patients treated on this contract for their most recent course of treatment. Figures in italics indicate the base number of FP17s or Patient Questionnaire responses are less than 100. N/A is shown where the base number of responses is less than 10 during the period. % is calculated as Quantity/Base number*100

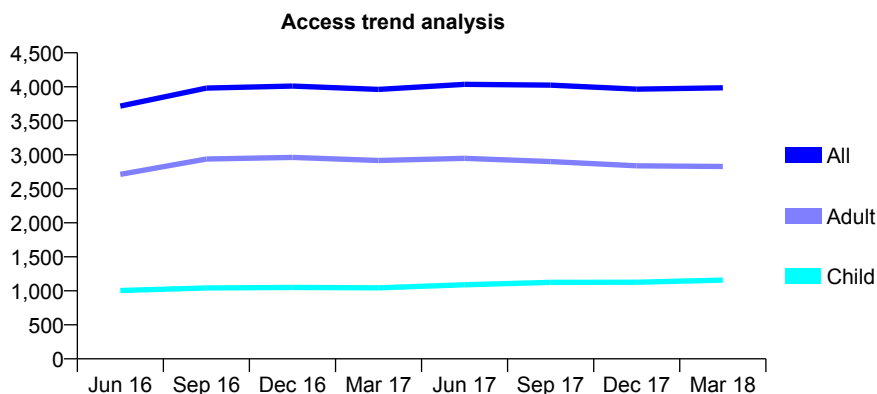
Q61 - Vital Signs At a Glance Contract Report for 127183/0002 - March 2018

Name or company name	NL Partners
Contract type name	GDS Contract
Purpose of contract	General
Contract start date	01/11/2014
Contract end date	

17/18 Contracted general activity (UDA)	10,565
Carry forward general activity (UDA)	-126
17/18 Contracted orthodontic activity (UOA)	0
Carry forward orthodontic activity (UOA)	0
Baseline contract value	£294,900.28

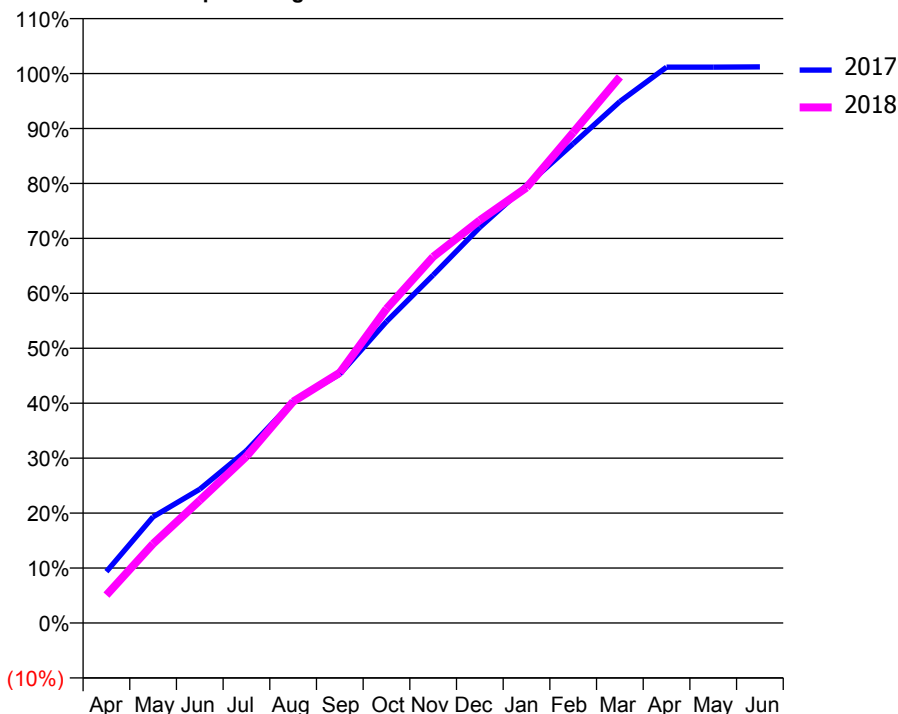
ACCESS*

Patients seen in 24 months	Total	Change since previous quarter
Quarter ending March 2017	3,961	
Quarter ending June 2017	4,037	→
Quarter ending September 2017	4,025	→
Quarter ending December 2017	3,966	↓
Quarter ending March 2018	3,986	→
Variance since March 2017	0.6%	→



ACTIVITY

Cumulative percentage of contracted UDA delivered 2017 & 2018



Month	Adjusted Scheduled Activity (UDA)	
	2017	2018
April	989	537
May	2,041	1,525
June	2,572	2,358
July	3,313	3,204
August	4,264	4,257
September	4,786	4,814
October	5,796	6,043
November	6,690	7,041
December	7,608	7,745
January	8,413	8,372
February	9,214	9,432
March	10,025	10,501
April	10,687	
May	10,687	
June	10,691	

QUALITY

	Quantity	Base Number	Contract	AT	Region	England
% of FP17s for the same patient ID Re-attending within 3 months - Children	138	1,453	9.5%	10.5%	11.5%	11.9%
% of FP17s for the same patient ID Re-attending within 3 months - Adults	360	2,920	12.3%	16.1%	16.8%	16.0%
% of FP17s for the same patient ID Re-attending between 3 & 9 months - Children	544	1,453	37.4%	43.4%	47.7%	58.3%
% of FP17s for the same patient ID Re-attending between 3 & 9 months - Adults	849	2,920	29.1%	35.8%	38.2%	50.3%
% of FP17s for Band 1 Urgent Courses	190	4,124	4.6%	10.9%	10.6%	9.1%
% of FP17s Relating to Free Repair or Replacements	7	4,124	0.2%	0.5%	0.6%	0.8%
% of FP17s Relating to Continuations	15	4,124	0.4%	0.7%	0.8%	1.0%
% of Patients satisfied with the dentistry they have received	3	5	N/A	89.7%	89.3%	91.5%
% of Patients satisfied with the time they had to wait for an appointment	5	5	N/A	82.7%	84.4%	87.9%

* This is based on patients treated on this contract for their most recent course of treatment. Figures in italics indicate the base number of FP17s or Patient Questionnaire responses are less than 100. N/A is shown where the base number of responses is less than 10 during the period. % is calculated as Quantity/Base number*100

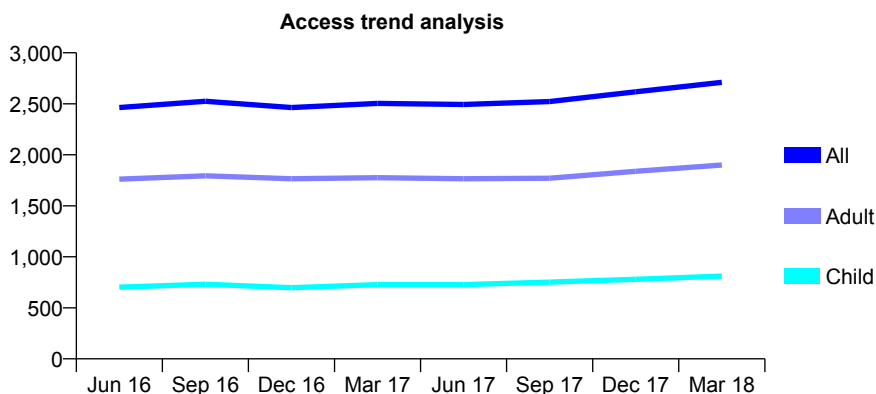
Q61 - Vital Signs At a Glance Contract Report for 127256/0001 - March 2018

Name or company name	Hainualt Gentle Dental Care Ltd
Contract type name	GDS Contract
Purpose of contract	General
Contract start date	01/05/2011
Contract end date	

17/18 Contracted general activity (UDA)	6,575
Carry forward general activity (UDA)	-49
17/18 Contracted orthodontic activity (UOA)	0
Carry forward orthodontic activity (UOA)	0
Baseline contract value	£174,127.82

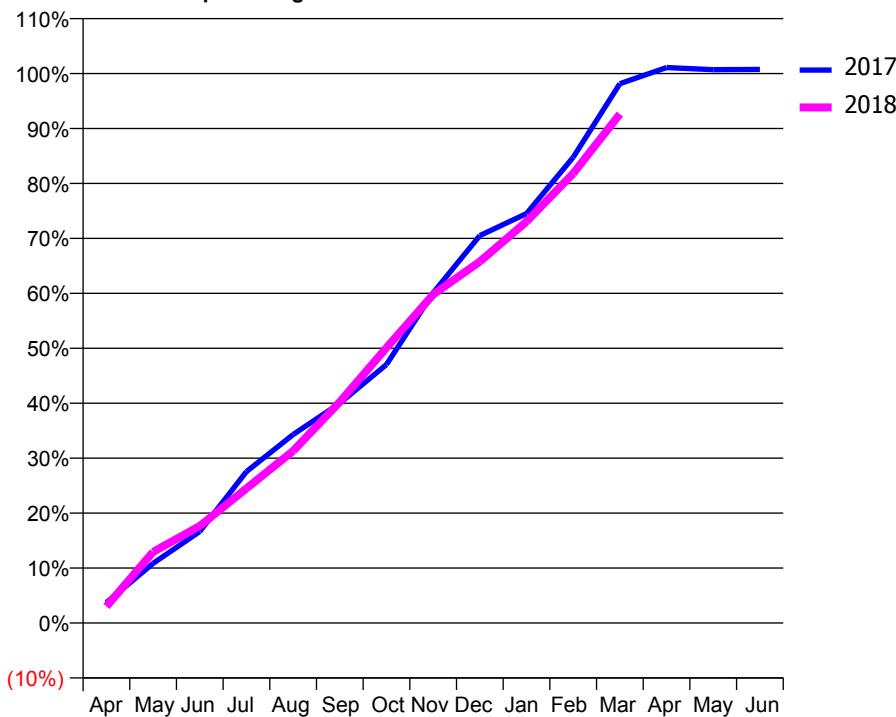
ACCESS*

Patients seen in 24 months	Total	Change since previous quarter
Quarter ending March 2017	2,504	
Quarter ending June 2017	2,493	→
Quarter ending September 2017	2,522	→
Quarter ending December 2017	2,618	↑
Quarter ending March 2018	2,711	↑
Variance since March 2017	8.3%	↑



ACTIVITY

Cumulative percentage of contracted UDA delivered 2017 & 2018



Month	Adjusted Scheduled Activity (UDA)	
	2017	2018
April	244	199
May	713	852
June	1,096	1,161
July	1,812	1,611
August	2,255	2,059
September	2,631	2,647
October	3,093	3,294
November	3,951	3,931
December	4,637	4,324
January	4,900	4,803
February	5,573	5,380
March	6,453	6,089
April	6,647	
May	6,621	
June	6,624	

QUALITY

	Quantity	Base Number	Contract	AT	Region	England
% of FP17s for the same patient ID Re-attending within 3 months - Children	40	782	5.1%	10.5%	11.5%	11.9%
% of FP17s for the same patient ID Re-attending within 3 months - Adults	178	1,699	10.5%	16.1%	16.8%	16.0%
% of FP17s for the same patient ID Re-attending between 3 & 9 months - Children	224	782	28.6%	43.4%	47.7%	58.3%
% of FP17s for the same patient ID Re-attending between 3 & 9 months - Adults	340	1,699	20.0%	35.8%	38.2%	50.3%
% of FP17s for Band 1 Urgent Courses	167	1,828	9.1%	10.9%	10.6%	9.1%
% of FP17s Relating to Free Repair or Replacements	7	1,828	0.4%	0.5%	0.6%	0.8%
% of FP17s Relating to Continuations	18	1,828	1.0%	0.7%	0.8%	1.0%
% of Patients satisfied with the dentistry they have received	0	0	N/A	89.7%	89.3%	91.5%
% of Patients satisfied with the time they had to wait for an appointment	0	0	N/A	82.7%	84.4%	87.9%

* This is based on patients treated on this contract for their most recent course of treatment. Figures in italics indicate the base number of FP17s or Patient Questionnaire responses are less than 100. N/A is shown where the base number of responses is less than 10 during the period. % is calculated as Quantity/Base number*100

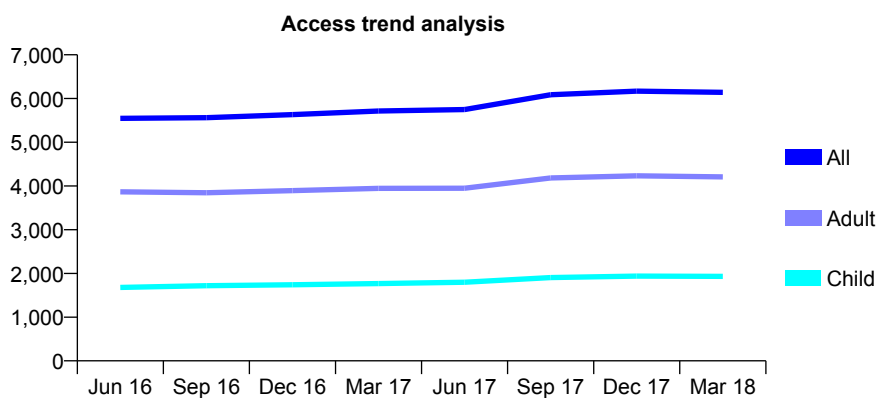
Q61 - Vital Signs At a Glance Contract Report for 127280/0001 - March 2018

Name or company name	S Cowley, R Ingham and J Angelo
Contract type name	GDS Contract
Purpose of contract	General
Contract start date	01/05/2011
Contract end date	

17/18 Contracted general activity (UDA)	23,003
Carry forward general activity (UDA)	4
17/18 Contracted orthodontic activity (UOA)	0
Carry forward orthodontic activity (UOA)	0
Baseline contract value	£672,088.94

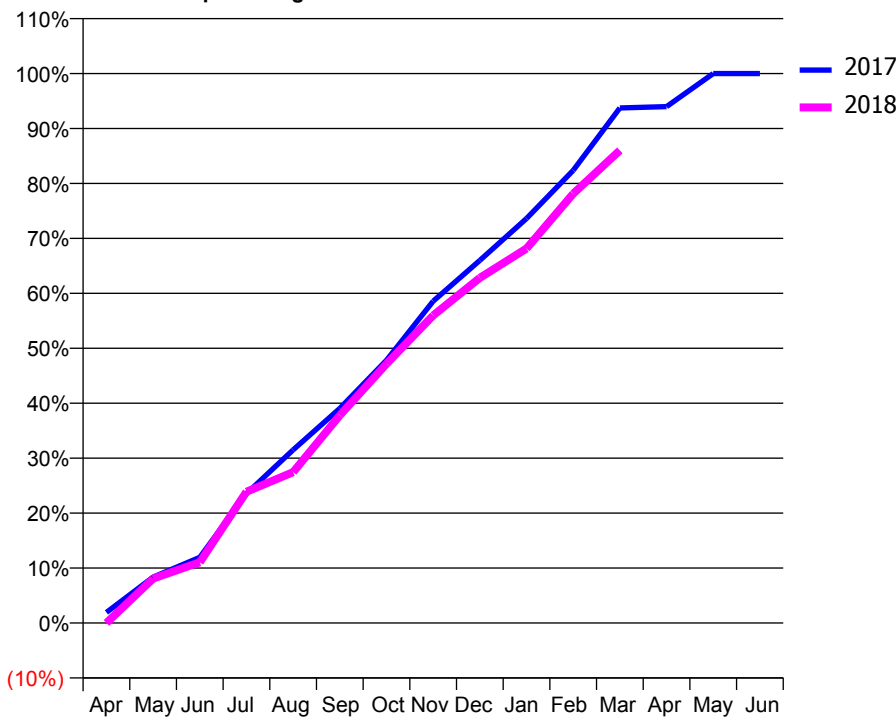
ACCESS*

Patients seen in 24 months	Total	Change since previous quarter
Quarter ending March 2017	5,714	
Quarter ending June 2017	5,747	→
Quarter ending September 2017	6,086	↑
Quarter ending December 2017	6,170	→
Quarter ending March 2018	6,140	→
Variance since March 2017	7.5%	↑



ACTIVITY

Cumulative percentage of contracted UDA delivered 2017 & 2018



Adjusted Scheduled Activity (UDA)

Month	2017	2018
April	443	-4
May	1,924	1,861
June	2,749	2,541
July	5,418	5,494
August	7,250	6,314
September	8,986	8,696
October	11,000	10,847
November	13,472	12,877
December	15,183	14,448
January	16,936	15,678
February	18,947	17,969
March	21,562	19,785
April	21,615	
May	22,999	
June	22,999	

QUALITY

	Quantity	Base Number	Contract	AT	Region	England
% of FP17s for the same patient ID Re-attending within 3 months - Children	212	1,978	10.7%	10.5%	11.5%	11.9%
% of FP17s for the same patient ID Re-attending within 3 months - Adults	891	4,211	21.2%	16.1%	16.8%	16.0%
% of FP17s for the same patient ID Re-attending between 3 & 9 months - Children	655	1,978	33.1%	43.4%	47.7%	58.3%
% of FP17s for the same patient ID Re-attending between 3 & 9 months - Adults	1,140	4,211	27.1%	35.8%	38.2%	50.3%
% of FP17s for Band 1 Urgent Courses	1,188	5,895	20.2%	10.9%	10.6%	9.1%
% of FP17s Relating to Free Repair or Replacements	13	5,895	0.2%	0.5%	0.6%	0.8%
% of FP17s Relating to Continuations	141	5,895	2.4%	0.7%	0.8%	1.0%
% of Patients satisfied with the dentistry they have received	4	4	N/A	89.7%	89.3%	91.5%
% of Patients satisfied with the time they had to wait for an appointment	4	4	N/A	82.7%	84.4%	87.9%

* This is based on patients treated on this contract for their most recent course of treatment. Figures in italics indicate the base number of FP17s or Patient Questionnaire responses are less than 100. N/A is shown where the base number of responses is less than 10 during the period. % is calculated as Quantity/Base number*100

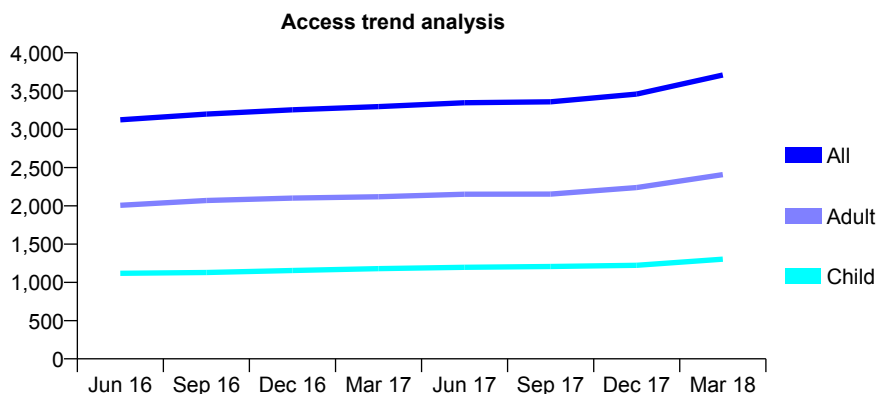
Q61 - Vital Signs At a Glance Contract Report for 127833/0001 - March 2018

Name or company name	Oris Dental Centre
Contract type name	GDS Contract
Purpose of contract	General
Contract start date	01/12/2008
Contract end date	

17/18 Contracted general activity (UDA)	10,757
Carry forward general activity (UDA)	-15
17/18 Contracted orthodontic activity (UOA)	0
Carry forward orthodontic activity (UOA)	0
Baseline contract value	£271,183.41

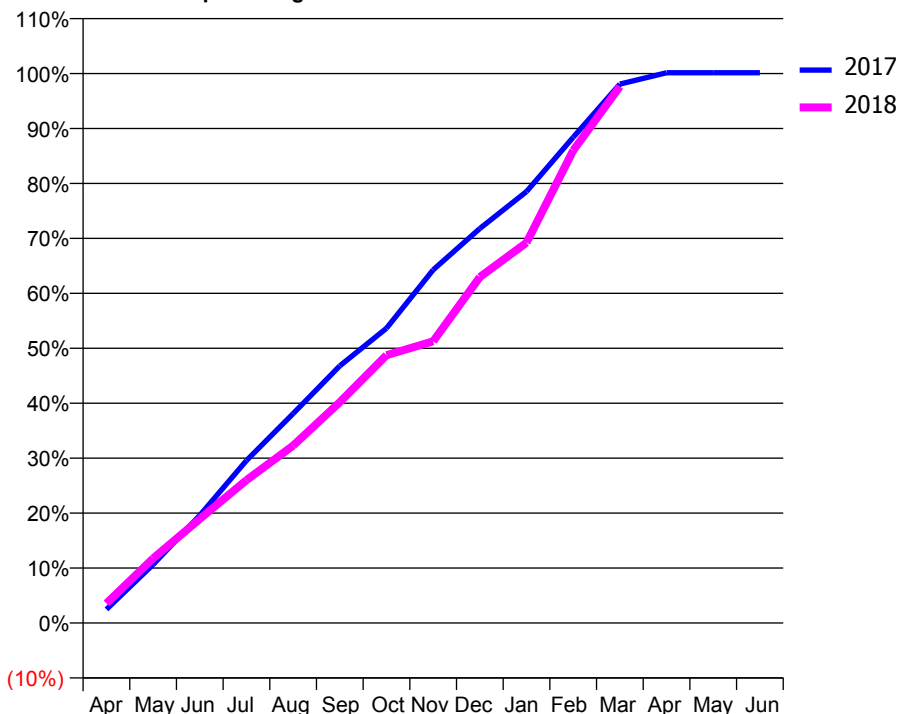
ACCESS*

Patients seen in 24 months	Total	Change since previous quarter
Quarter ending March 2017	3,297	
Quarter ending June 2017	3,348	→
Quarter ending September 2017	3,360	→
Quarter ending December 2017	3,461	↑
Quarter ending March 2018	3,709	↑
Variance since March 2017	12.5%	↑



ACTIVITY

Cumulative percentage of contracted UDA delivered 2017 & 2018



Month	Adjusted Scheduled Activity (UDA)	
	2017	2018
April	268	384
May	1,144	1,265
June	2,107	2,036
July	3,182	2,797
August	4,101	3,474
September	5,033	4,324
October	5,771	5,244
November	6,913	5,515
December	7,722	6,772
January	8,447	7,445
February	9,508	9,251
March	10,550	10,504
April	10,772	
May	10,772	
June	10,772	

QUALITY

	Quantity	Base Number	Contract	AT	Region	England
% of FP17s for the same patient ID Re-attending within 3 months - Children	126	1,613	7.8%	10.5%	11.5%	11.9%
% of FP17s for the same patient ID Re-attending within 3 months - Adults	412	2,628	15.7%	16.1%	16.8%	16.0%
% of FP17s for the same patient ID Re-attending between 3 & 9 months - Children	747	1,613	46.3%	43.4%	47.7%	58.3%
% of FP17s for the same patient ID Re-attending between 3 & 9 months - Adults	872	2,628	33.2%	35.8%	38.2%	50.3%
% of FP17s for Band 1 Urgent Courses	381	3,661	10.4%	10.9%	10.6%	9.1%
% of FP17s Relating to Free Repair or Replacements	37	3,661	1.0%	0.5%	0.6%	0.8%
% of FP17s Relating to Continuations	34	3,661	0.9%	0.7%	0.8%	1.0%
% of Patients satisfied with the dentistry they have received	1	1	N/A	89.7%	89.3%	91.5%
% of Patients satisfied with the time they had to wait for an appointment	0	1	N/A	82.7%	84.4%	87.9%

* This is based on patients treated on this contract for their most recent course of treatment. Figures in italics indicate the base number of FP17s or Patient Questionnaire responses are less than 100. N/A is shown where the base number of responses is less than 10 during the period. % is calculated as Quantity/Base number*100

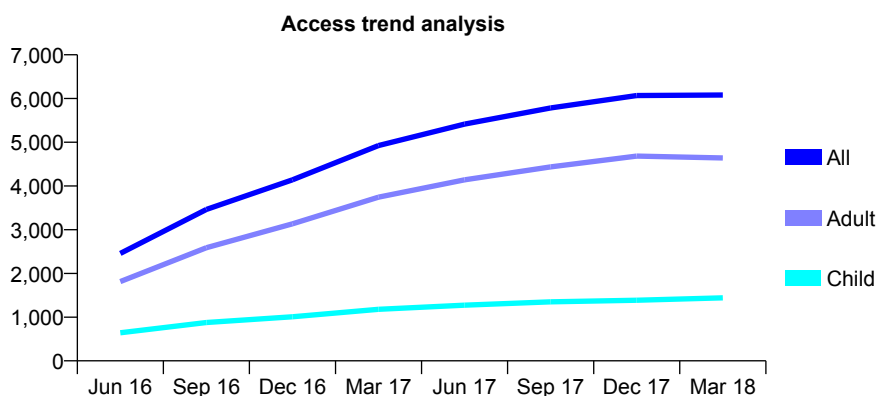
Q61 - Vital Signs At a Glance Contract Report for 127965/0001 - March 2018

Name or company name	Manor House DS
Contract type name	GDS Contract
Purpose of contract	General
Contract start date	01/12/2015
Contract end date	

17/18 Contracted general activity (UDA)	17,735
Carry forward general activity (UDA)	-105
17/18 Contracted orthodontic activity (UOA)	0
Carry forward orthodontic activity (UOA)	0
Baseline contract value	£621,247.80

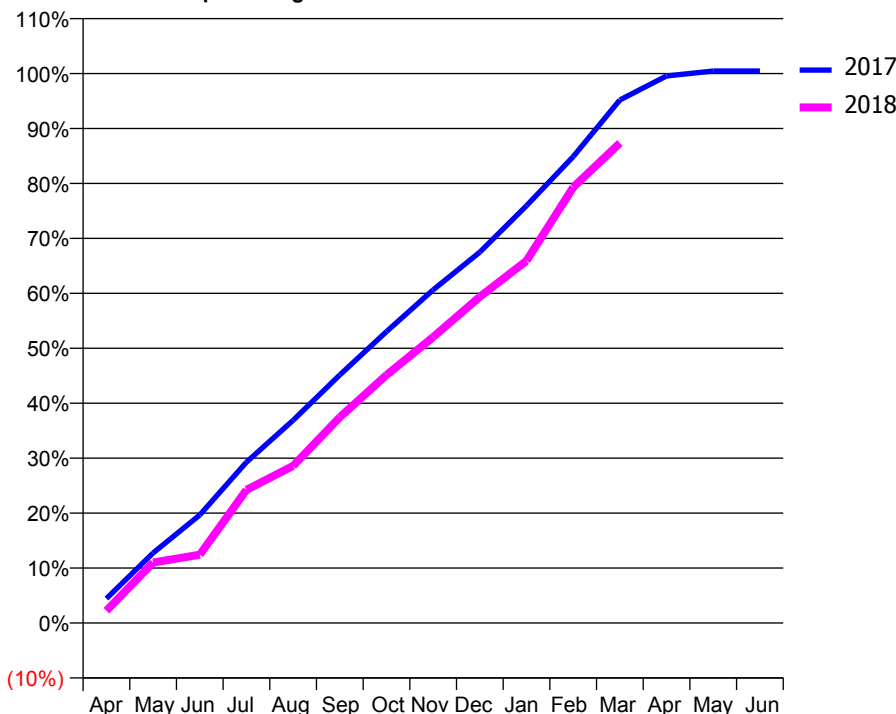
ACCESS*

Patients seen in 24 months	Total	Change since previous quarter
Quarter ending March 2017	4,923	
Quarter ending June 2017	5,416	↑
Quarter ending September 2017	5,785	↑
Quarter ending December 2017	6,068	↑
Quarter ending March 2018	6,080	→
Variance since March 2017	23.5%	↑



ACTIVITY

Cumulative percentage of contracted UDA delivered 2017 & 2018



Month	Adjusted Scheduled Activity (UDA)	
	2017	2018
April	790	399
May	2,261	1,950
June	3,489	2,206
July	5,192	4,295
August	6,543	5,071
September	8,009	6,642
October	9,404	8,004
November	10,751	9,229
December	11,972	10,530
January	13,470	11,691
February	15,054	14,063
March	16,883	15,491
April	17,654	
May	17,816	
June	17,816	

QUALITY

	Quantity	Base Number	Contract	AT	Region	England
% of FP17s for the same patient ID Re-attending within 3 months - Children	19	1,268	1.5%	10.5%	11.5%	11.9%
% of FP17s for the same patient ID Re-attending within 3 months - Adults	70	3,477	2.0%	16.1%	16.8%	16.0%
% of FP17s for the same patient ID Re-attending between 3 & 9 months - Children	282	1,268	22.2%	43.4%	47.7%	58.3%
% of FP17s for the same patient ID Re-attending between 3 & 9 months - Adults	852	3,477	24.5%	35.8%	38.2%	50.3%
% of FP17s for Band 1 Urgent Courses	97	4,498	2.2%	10.9%	10.6%	9.1%
% of FP17s Relating to Free Repair or Replacements	5	4,498	0.1%	0.5%	0.6%	0.8%
% of FP17s Relating to Continuations	2	4,498	0.0%	0.7%	0.8%	1.0%
% of Patients satisfied with the dentistry they have received	0	1	N/A	89.7%	89.3%	91.5%
% of Patients satisfied with the time they had to wait for an appointment	1	1	N/A	82.7%	84.4%	87.9%

* This is based on patients treated on this contract for their most recent course of treatment. Figures in italics indicate the base number of FP17s or Patient Questionnaire responses are less than 100. N/A is shown where the base number of responses is less than 10 during the period. % is calculated as Quantity/Base number*100

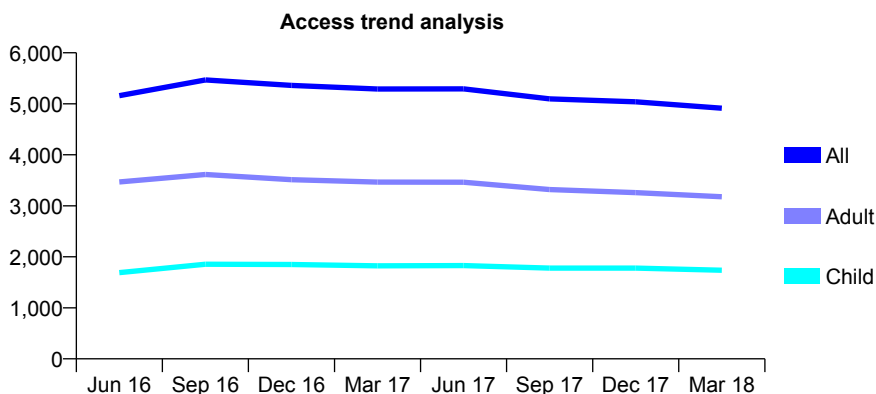
Q61 - Vital Signs At a Glance Contract Report for 128163/0006 - March 2018

Name or company name	Aspire Dental Care Limited
Contract type name	GDS Contract
Purpose of contract	General
Contract start date	11/12/2012
Contract end date	

17/18 Contracted general activity (UDA)	13,436
Carry forward general activity (UDA)	87
17/18 Contracted orthodontic activity (UOA)	0
Carry forward orthodontic activity (UOA)	0
Baseline contract value	£322,737.70

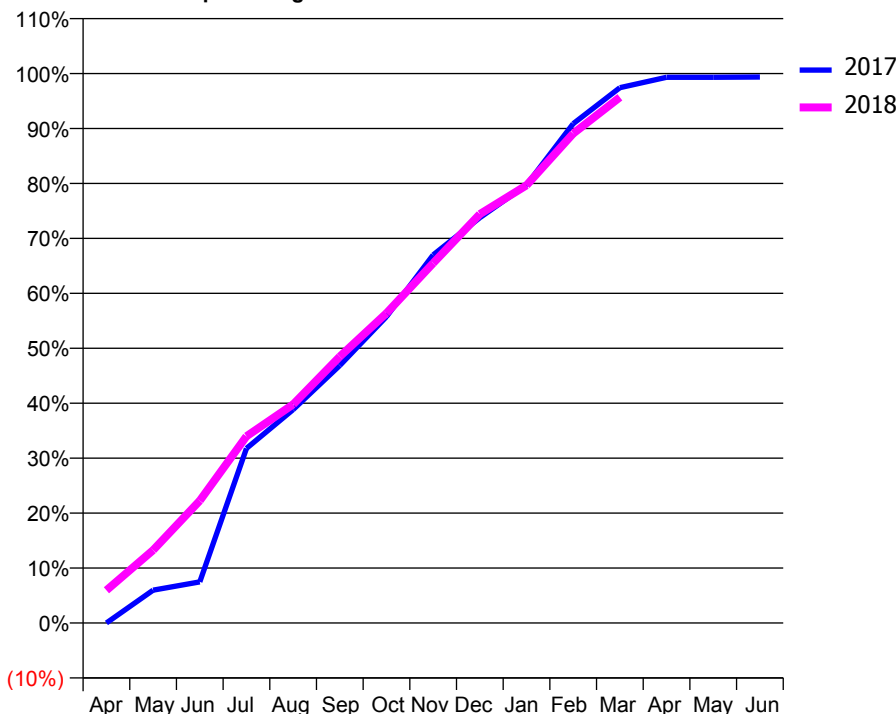
ACCESS*

Patients seen in 24 months	Total	Change since previous quarter
Quarter ending March 2017	5,289	
Quarter ending June 2017	5,292	→
Quarter ending September 2017	5,098	↓
Quarter ending December 2017	5,038	↓
Quarter ending March 2018	4,913	↓
Variance since March 2017	(7.1%)	↓



ACTIVITY

Cumulative percentage of contracted UDA delivered 2017 & 2018



Month	Adjusted Scheduled Activity (UDA)	
	2017	2018
April	0	801
May	802	1,781
June	1,005	2,991
July	4,271	4,568
August	5,217	5,344
September	6,296	6,518
October	7,492	7,577
November	8,999	8,797
December	9,911	9,999
January	10,711	10,703
February	12,208	11,969
March	13,089	12,856
April	13,343	
May	13,344	
June	13,349	

QUALITY

	Quantity	Base Number	Contract	AT	Region	England
% of FP17s for the same patient ID Re-attending within 3 months - Children	178	2,257	7.9%	10.5%	11.5%	11.9%
% of FP17s for the same patient ID Re-attending within 3 months - Adults	671	3,656	18.4%	16.1%	16.8%	16.0%
% of FP17s for the same patient ID Re-attending between 3 & 9 months - Children	1,096	2,257	48.6%	43.4%	47.7%	58.3%
% of FP17s for the same patient ID Re-attending between 3 & 9 months - Adults	1,257	3,656	34.4%	35.8%	38.2%	50.3%
% of FP17s for Band 1 Urgent Courses	1,086	5,807	18.7%	10.9%	10.6%	9.1%
% of FP17s Relating to Free Repair or Replacements	55	5,807	0.9%	0.5%	0.6%	0.8%
% of FP17s Relating to Continuations	10	5,807	0.2%	0.7%	0.8%	1.0%
% of Patients satisfied with the dentistry they have received	0	0	N/A	89.7%	89.3%	91.5%
% of Patients satisfied with the time they had to wait for an appointment	0	0	N/A	82.7%	84.4%	87.9%

* This is based on patients treated on this contract for their most recent course of treatment. Figures in italics indicate the base number of FP17s or Patient Questionnaire responses are less than 100. N/A is shown where the base number of responses is less than 10 during the period. % is calculated as Quantity/Base number*100

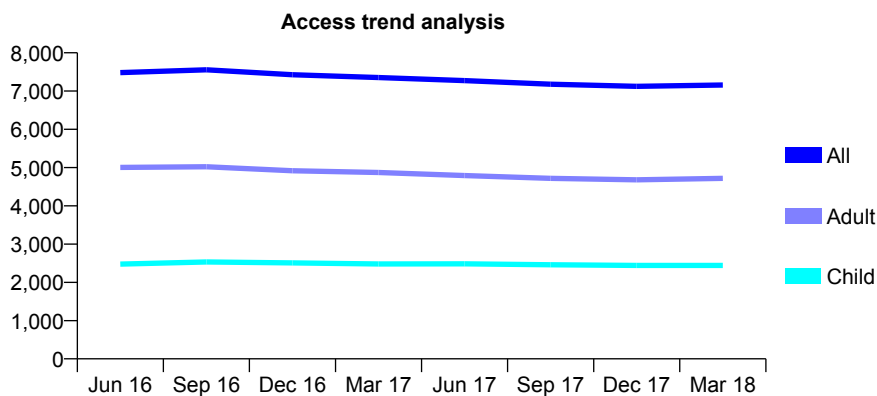
Q61 - Vital Signs At a Glance Contract Report for 128422/0001 - March 2018

Name or company name	MR JL VARA DR NJ VARA DR RJ VARA
Contract type name	GDS Contract
Purpose of contract	General
Contract start date	01/04/2013
Contract end date	

17/18 Contracted general activity (UDA)	20,521
Carry forward general activity (UDA)	-279
17/18 Contracted orthodontic activity (UOA)	0
Carry forward orthodontic activity (UOA)	0
Baseline contract value	£576,992.24

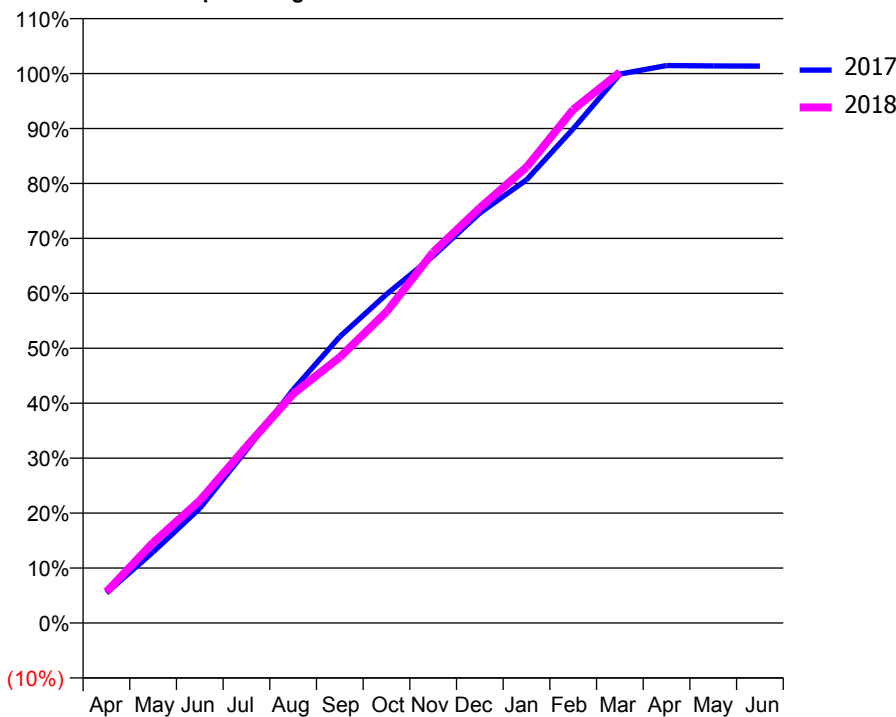
ACCESS*

Patients seen in 24 months	Total	Change since previous quarter
Quarter ending March 2017	7,353	
Quarter ending June 2017	7,274	↓
Quarter ending September 2017	7,178	↓
Quarter ending December 2017	7,122	→
Quarter ending March 2018	7,159	→
Variance since March 2017	(2.6%)	↓



ACTIVITY

Cumulative percentage of contracted UDA delivered 2017 & 2018



Month	Adjusted Scheduled Activity (UDA)	
	2017	2018
April	1,122	1,161
May	2,653	3,004
June	4,278	4,576
July	6,461	6,592
August	8,717	8,559
September	10,694	9,927
October	12,277	11,620
November	13,702	13,851
December	15,313	15,506
January	16,552	17,022
February	18,460	19,177
March	20,499	20,570
April	20,818	
May	20,801	
June	20,800	

QUALITY

	Quantity	Base Number	Contract	AT	Region	England
% of FP17s for the same patient ID Re-attending within 3 months - Children	114	2,632	4.3%	10.5%	11.5%	11.9%
% of FP17s for the same patient ID Re-attending within 3 months - Adults	324	4,182	7.7%	16.1%	16.8%	16.0%
% of FP17s for the same patient ID Re-attending between 3 & 9 months - Children	921	2,632	35.0%	43.4%	47.7%	58.3%
% of FP17s for the same patient ID Re-attending between 3 & 9 months - Adults	1,214	4,182	29.0%	35.8%	38.2%	50.3%
% of FP17s for Band 1 Urgent Courses	367	6,723	5.5%	10.9%	10.6%	9.1%
% of FP17s Relating to Free Repair or Replacements	29	6,723	0.4%	0.5%	0.6%	0.8%
% of FP17s Relating to Continuations	20	6,723	0.3%	0.7%	0.8%	1.0%
% of Patients satisfied with the dentistry they have received	1	2	N/A	89.7%	89.3%	91.5%
% of Patients satisfied with the time they had to wait for an appointment	1	2	N/A	82.7%	84.4%	87.9%

* This is based on patients treated on this contract for their most recent course of treatment. Figures in italics indicate the base number of FP17s or Patient Questionnaire responses are less than 100. N/A is shown where the base number of responses is less than 10 during the period. % is calculated as Quantity/Base number*100

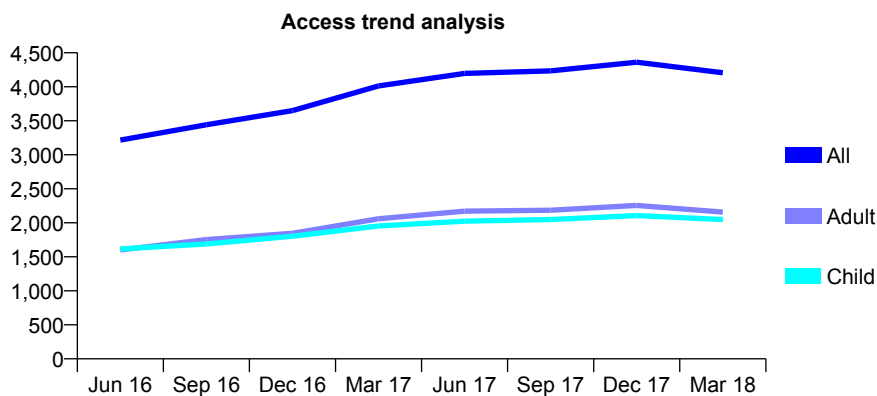
Q61 - Vital Signs At a Glance Contract Report for 128473/0001 - March 2018

Name or company name	The Anna House Partnership
Contract type name	GDS Contract
Purpose of contract	General
Contract start date	01/05/2015
Contract end date	

17/18 Contracted general activity (UDA)	17,027
Carry forward general activity (UDA)	-341
17/18 Contracted orthodontic activity (UOA)	0
Carry forward orthodontic activity (UOA)	0
Baseline contract value	£526,851.17

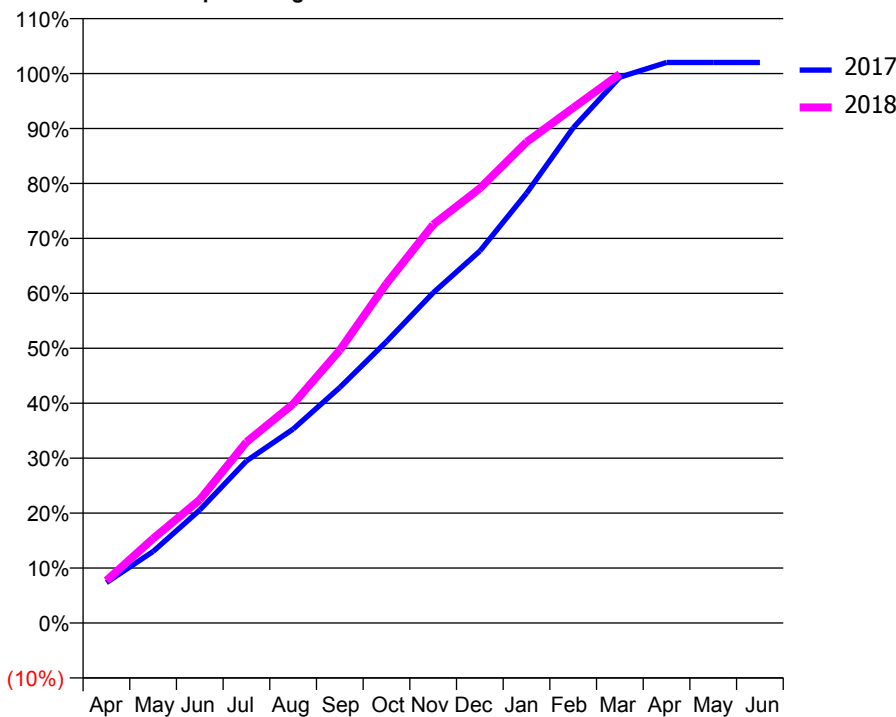
ACCESS*

Patients seen in 24 months	Total	Change since previous quarter
Quarter ending March 2017	4,013	
Quarter ending June 2017	4,197	↑
Quarter ending September 2017	4,235	→
Quarter ending December 2017	4,362	↑
Quarter ending March 2018	4,206	↓
Variance since March 2017	4.8%	↑



ACTIVITY

Cumulative percentage of contracted UDA delivered 2017 & 2018



Month	Adjusted Scheduled Activity (UDA)	
	2017	2018
April	1,255	1,317
May	2,216	2,617
June	3,501	3,821
July	5,021	5,609
August	6,009	6,786
September	7,301	8,456
October	8,721	10,520
November	10,234	12,344
December	11,525	13,468
January	13,314	14,904
February	15,343	15,965
March	16,915	17,012
April	17,368	
May	17,368	
June	17,368	

QUALITY

	Quantity	Base Number	Contract	AT	Region	England
% of FP17s for the same patient ID Re-attending within 3 months - Children	147	2,574	5.7%	10.5%	11.5%	11.9%
% of FP17s for the same patient ID Re-attending within 3 months - Adults	281	2,438	11.5%	16.1%	16.8%	16.0%
% of FP17s for the same patient ID Re-attending between 3 & 9 months - Children	1,453	2,574	56.4%	43.4%	47.7%	58.3%
% of FP17s for the same patient ID Re-attending between 3 & 9 months - Adults	1,118	2,438	45.9%	35.8%	38.2%	50.3%
% of FP17s for Band 1 Urgent Courses	300	4,871	6.2%	10.9%	10.6%	9.1%
% of FP17s Relating to Free Repair or Replacements	0	4,871	0.0%	0.5%	0.6%	0.8%
% of FP17s Relating to Continuations	18	4,871	0.4%	0.7%	0.8%	1.0%
% of Patients satisfied with the dentistry they have received	3	5	N/A	89.7%	89.3%	91.5%
% of Patients satisfied with the time they had to wait for an appointment	4	5	N/A	82.7%	84.4%	87.9%

* This is based on patients treated on this contract for their most recent course of treatment. Figures in italics indicate the base number of FP17s or Patient Questionnaire responses are less than 100. N/A is shown where the base number of responses is less than 10 during the period. % is calculated as Quantity/Base number*100

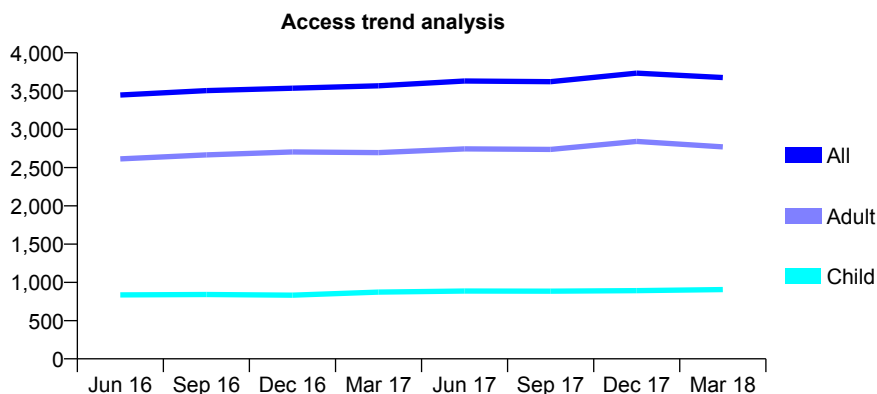
Q61 - Vital Signs At a Glance Contract Report for 129453/0001 - March 2018

Name or company name	Dr Margarita Vochaiti & Dr Aris Psathopoulk
Contract type name	GDS Contract
Purpose of contract	General
Contract start date	01/12/2012
Contract end date	

17/18 Contracted general activity (UDA)	7,242
Carry forward general activity (UDA)	-25
17/18 Contracted orthodontic activity (UOA)	0
Carry forward orthodontic activity (UOA)	0
Baseline contract value	£208,064.45

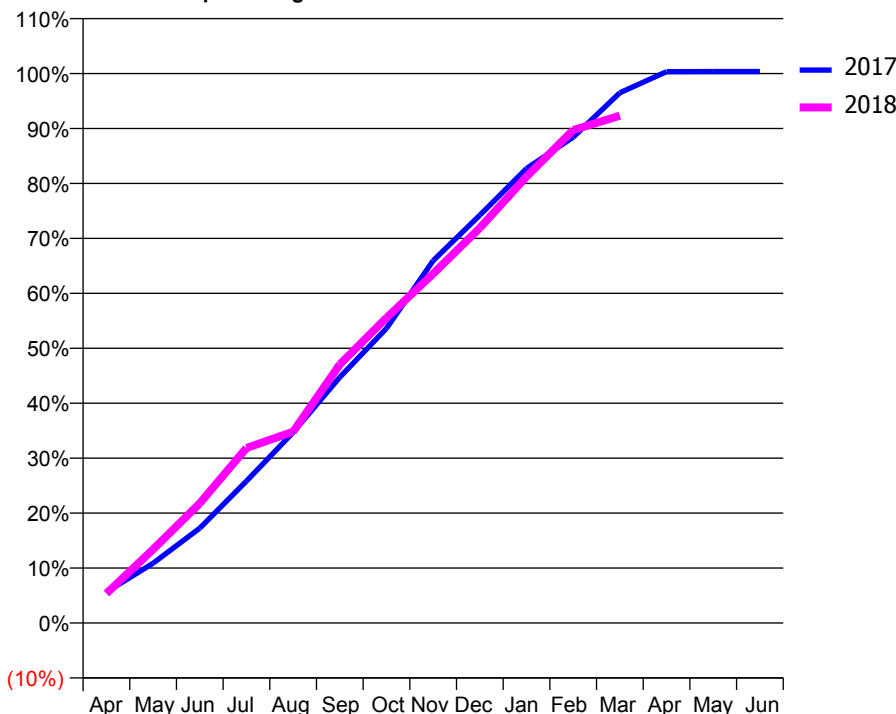
ACCESS*

Patients seen in 24 months	Total	Change since previous quarter
Quarter ending March 2017	3,568	
Quarter ending June 2017	3,632	→
Quarter ending September 2017	3,622	→
Quarter ending December 2017	3,734	↑
Quarter ending March 2018	3,677	↓
Variance since March 2017	3.1%	↑



ACTIVITY

Cumulative percentage of contracted UDA delivered 2017 & 2018



Adjusted Scheduled Activity (UDA)

Month	2017	2018
April	409	390
May	788	970
June	1,251	1,577
July	1,871	2,306
August	2,512	2,521
September	3,240	3,408
October	3,884	4,021
November	4,776	4,603
December	5,374	5,207
January	5,991	5,883
February	6,403	6,496
March	6,988	6,686
April	7,266	
May	7,267	
June	7,267	

QUALITY

	Quantity	Base Number	Contract	AT	Region	England
% of FP17s for the same patient ID Re-attending within 3 months - Children	69	852	8.1%	10.5%	11.5%	11.9%
% of FP17s for the same patient ID Re-attending within 3 months - Adults	334	2,373	14.1%	16.1%	16.8%	16.0%
% of FP17s for the same patient ID Re-attending between 3 & 9 months - Children	289	852	33.9%	43.4%	47.7%	58.3%
% of FP17s for the same patient ID Re-attending between 3 & 9 months - Adults	608	2,373	25.6%	35.8%	38.2%	50.3%
% of FP17s for Band 1 Urgent Courses	288	3,123	9.2%	10.9%	10.6%	9.1%
% of FP17s Relating to Free Repair or Replacements	22	3,123	0.7%	0.5%	0.6%	0.8%
% of FP17s Relating to Continuations	24	3,123	0.8%	0.7%	0.8%	1.0%
% of Patients satisfied with the dentistry they have received	1	1	N/A	89.7%	89.3%	91.5%
% of Patients satisfied with the time they had to wait for an appointment	1	1	N/A	82.7%	84.4%	87.9%

* This is based on patients treated on this contract for their most recent course of treatment. Figures in italics indicate the base number of FP17s or Patient Questionnaire responses are less than 100. N/A is shown where the base number of responses is less than 10 during the period. % is calculated as Quantity/Base number*100

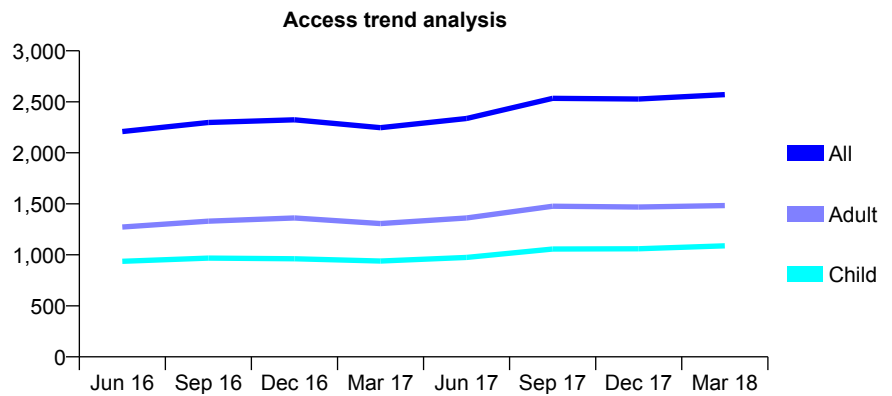
Q61 - Vital Signs At a Glance Contract Report for 129526/0001 - March 2018

Name or company name	S Emami and A P Sattarzadeh
Contract type name	GDS Contract
Purpose of contract	General
Contract start date	01/04/2014
Contract end date	

17/18 Contracted general activity (UDA)	7,074
Carry forward general activity (UDA)	0
17/18 Contracted orthodontic activity (UOA)	0
Carry forward orthodontic activity (UOA)	0
Baseline contract value	£255,944.60

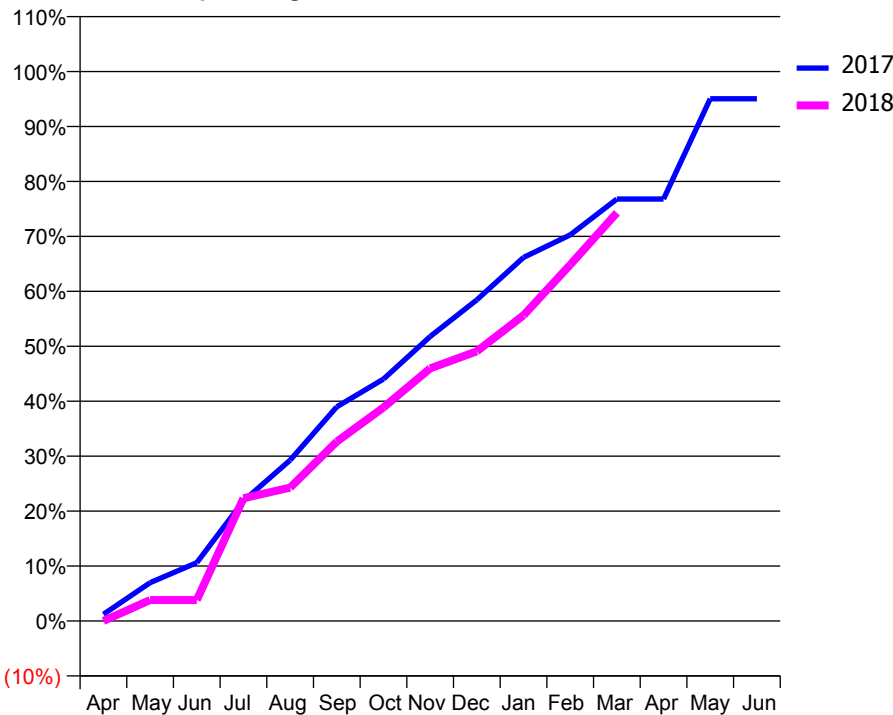
ACCESS*

Patients seen in 24 months	Total	Change since previous quarter
Quarter ending March 2017	2,246	
Quarter ending June 2017	2,337	↑
Quarter ending September 2017	2,534	↑
Quarter ending December 2017	2,528	→
Quarter ending March 2018	2,571	→
Variance since March 2017	14.5%	↑



ACTIVITY

Cumulative percentage of contracted UDA delivered 2017 & 2018



Month	Adjusted Scheduled Activity (UDA)	
	2017	2018
April	87	0
May	493	271
June	752	271
July	1,546	1,581
August	2,071	1,717
September	2,757	2,310
October	3,114	2,749
November	3,662	3,253
December	4,134	3,472
January	4,681	3,935
February	4,970	4,585
March	5,432	5,255
April	5,432	
May	6,723	
June	6,723	

QUALITY

	Quantity	Base Number	Contract	AT	Region	England
% of FP17s for the same patient ID Re-attending within 3 months - Children	84	1,256	6.7%	10.5%	11.5%	11.9%
% of FP17s for the same patient ID Re-attending within 3 months - Adults	205	1,516	13.5%	16.1%	16.8%	16.0%
% of FP17s for the same patient ID Re-attending between 3 & 9 months - Children	552	1,256	43.9%	43.4%	47.7%	58.3%
% of FP17s for the same patient ID Re-attending between 3 & 9 months - Adults	523	1,516	34.5%	35.8%	38.2%	50.3%
% of FP17s for Band 1 Urgent Courses	139	1,848	7.5%	10.9%	10.6%	9.1%
% of FP17s Relating to Free Repair or Replacements	8	1,848	0.4%	0.5%	0.6%	0.8%
% of FP17s Relating to Continuations	5	1,848	0.3%	0.7%	0.8%	1.0%
% of Patients satisfied with the dentistry they have received	0	0	N/A	89.7%	89.3%	91.5%
% of Patients satisfied with the time they had to wait for an appointment	0	0	N/A	82.7%	84.4%	87.9%

* This is based on patients treated on this contract for their most recent course of treatment. Figures in italics indicate the base number of FP17s or Patient Questionnaire responses are less than 100. N/A is shown where the base number of responses is less than 10 during the period. % is calculated as Quantity/Base number*100

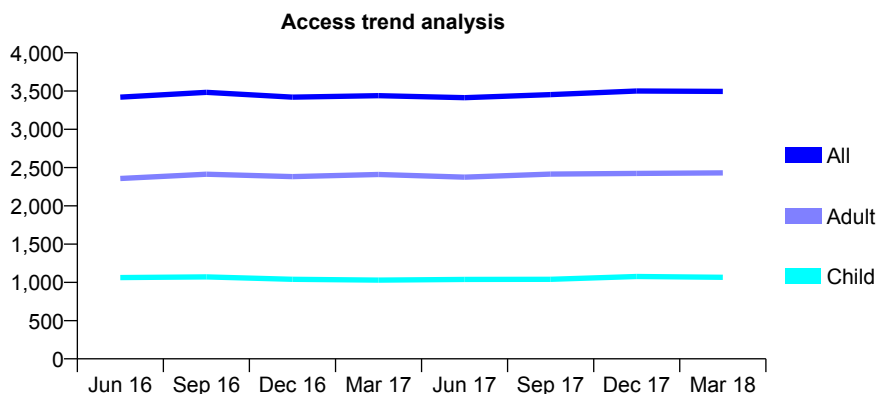
Q61 - Vital Signs At a Glance Contract Report for 130303/0001 - March 2018

Name or company name	Salmon Lane Dental Care
Contract type name	GDS Contract
Purpose of contract	General
Contract start date	19/11/2010
Contract end date	

17/18 Contracted general activity (UDA)	7,879
Carry forward general activity (UDA)	-67
17/18 Contracted orthodontic activity (UOA)	0
Carry forward orthodontic activity (UOA)	0
Baseline contract value	£225,576.00

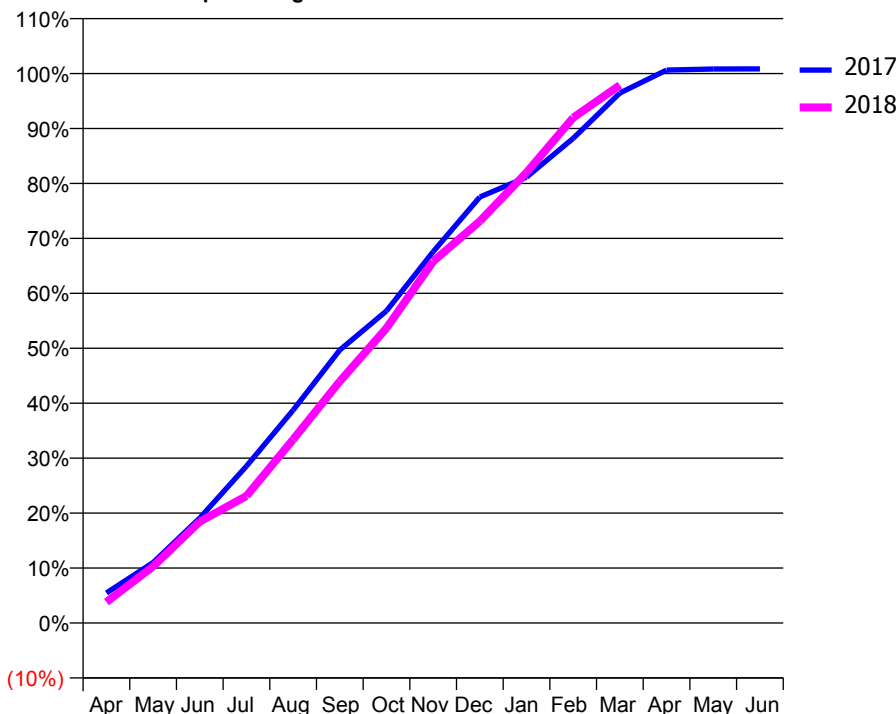
ACCESS*

Patients seen in 24 months	Total	Change since previous quarter
Quarter ending March 2017	3,440	
Quarter ending June 2017	3,413	→
Quarter ending September 2017	3,454	→
Quarter ending December 2017	3,500	→
Quarter ending March 2018	3,496	→
Variance since March 2017	1.6%	→



ACTIVITY

Cumulative percentage of contracted UDA delivered 2017 & 2018



Month	Adjusted Scheduled Activity (UDA)	
	2017	2018
April	431	301
May	868	812
June	1,505	1,453
July	2,249	1,822
August	3,052	2,632
September	3,915	3,465
October	4,475	4,228
November	5,323	5,184
December	6,108	5,761
January	6,393	6,460
February	6,949	7,246
March	7,599	7,711
April	7,929	
May	7,944	
June	7,946	

QUALITY

	Quantity	Base Number	Contract	AT	Region	England
% of FP17s for the same patient ID Re-attending within 3 months - Children	91	1,050	8.7%	10.5%	11.5%	11.9%
% of FP17s for the same patient ID Re-attending within 3 months - Adults	416	2,421	17.2%	16.1%	16.8%	16.0%
% of FP17s for the same patient ID Re-attending between 3 & 9 months - Children	267	1,050	25.4%	43.4%	47.7%	58.3%
% of FP17s for the same patient ID Re-attending between 3 & 9 months - Adults	522	2,421	21.6%	35.8%	38.2%	50.3%
% of FP17s for Band 1 Urgent Courses	453	2,657	17.0%	10.9%	10.6%	9.1%
% of FP17s Relating to Free Repair or Replacements	1	2,657	0.0%	0.5%	0.6%	0.8%
% of FP17s Relating to Continuations	16	2,657	0.6%	0.7%	0.8%	1.0%
% of Patients satisfied with the dentistry they have received	0	0	N/A	89.7%	89.3%	91.5%
% of Patients satisfied with the time they had to wait for an appointment	0	0	N/A	82.7%	84.4%	87.9%

* This is based on patients treated on this contract for their most recent course of treatment. Figures in italics indicate the base number of FP17s or Patient Questionnaire responses are less than 100. N/A is shown where the base number of responses is less than 10 during the period. % is calculated as Quantity/Base number*100

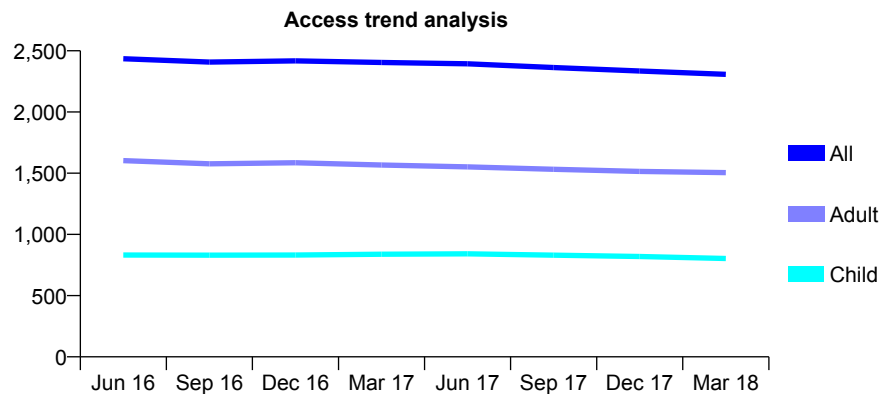
Q61 - Vital Signs At a Glance Contract Report for 131245/0001 - March 2018

Name or company name	Bullsmoor Dental Practice
Contract type name	GDS Contract
Purpose of contract	General
Contract start date	01/07/2013
Contract end date	

17/18 Contracted general activity (UDA)	7,000
Carry forward general activity (UDA)	151
17/18 Contracted orthodontic activity (UOA)	0
Carry forward orthodontic activity (UOA)	0
Baseline contract value	£176,919.58

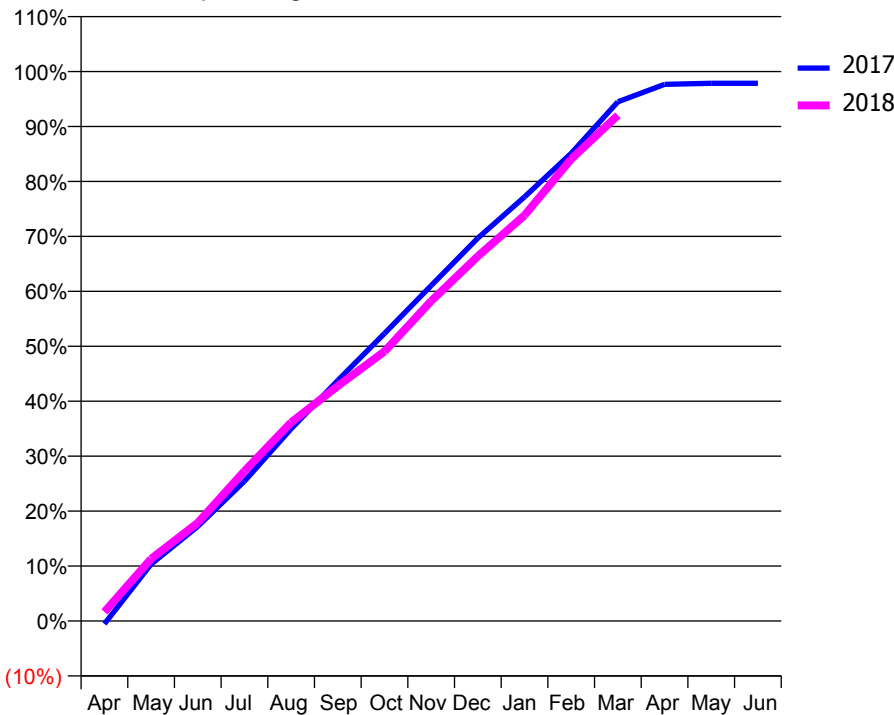
ACCESS*

Patients seen in 24 months	Total	Change since previous quarter
Quarter ending March 2017	2,405	
Quarter ending June 2017	2,394	→
Quarter ending September 2017	2,363	↓
Quarter ending December 2017	2,335	↓
Quarter ending March 2018	2,308	↓
Variance since March 2017	(4.0%)	↓



ACTIVITY

Cumulative percentage of contracted UDA delivered 2017 & 2018



Month	Adjusted Scheduled Activity (UDA)	
	2017	2018
April	-38	117
May	724	792
June	1,205	1,251
July	1,781	1,909
August	2,448	2,530
September	3,065	2,994
October	3,664	3,434
November	4,273	4,077
December	4,878	4,647
January	5,403	5,168
February	5,958	5,885
March	6,614	6,442
April	6,836	
May	6,849	
June	6,849	

QUALITY

	Quantity	Base Number	Contract	AT	Region	England
% of FP17s for the same patient ID Re-attending within 3 months - Children	74	1,323	5.6%	10.5%	11.5%	11.9%
% of FP17s for the same patient ID Re-attending within 3 months - Adults	220	2,178	10.1%	16.1%	16.8%	16.0%
% of FP17s for the same patient ID Re-attending between 3 & 9 months - Children	942	1,323	71.2%	43.4%	47.7%	58.3%
% of FP17s for the same patient ID Re-attending between 3 & 9 months - Adults	1,323	2,178	60.7%	35.8%	38.2%	50.3%
% of FP17s for Band 1 Urgent Courses	124	3,357	3.7%	10.9%	10.6%	9.1%
% of FP17s Relating to Free Repair or Replacements	9	3,357	0.3%	0.5%	0.6%	0.8%
% of FP17s Relating to Continuations	18	3,357	0.5%	0.7%	0.8%	1.0%
% of Patients satisfied with the dentistry they have received	4	4	N/A	89.7%	89.3%	91.5%
% of Patients satisfied with the time they had to wait for an appointment	3	4	N/A	82.7%	84.4%	87.9%

* This is based on patients treated on this contract for their most recent course of treatment. Figures in italics indicate the base number of FP17s or Patient Questionnaire responses are less than 100. N/A is shown where the base number of responses is less than 10 during the period. % is calculated as Quantity/Base number*100

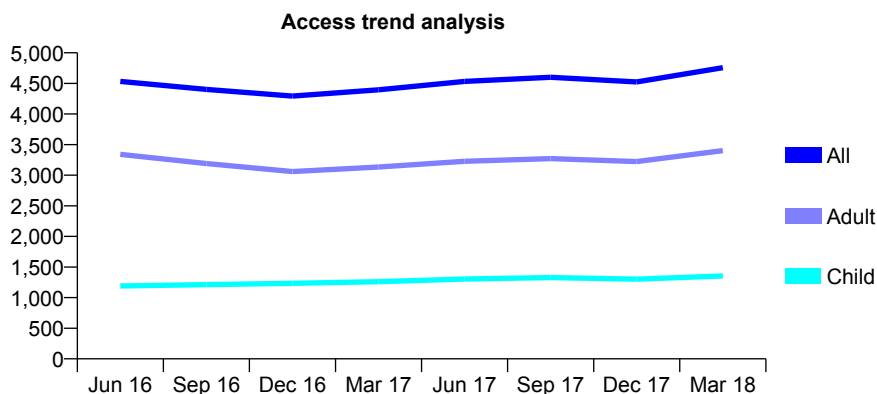
Q61 - Vital Signs At a Glance Contract Report for 132586/0001 - March 2018

Name or company name	Sct. Apollonia Dental Practice
Contract type name	GDS Contract
Purpose of contract	General
Contract start date	01/05/2007
Contract end date	

17/18 Contracted general activity (UDA)	14,164
Carry forward general activity (UDA)	47
17/18 Contracted orthodontic activity (UOA)	0
Carry forward orthodontic activity (UOA)	0
Baseline contract value	£394,098.69

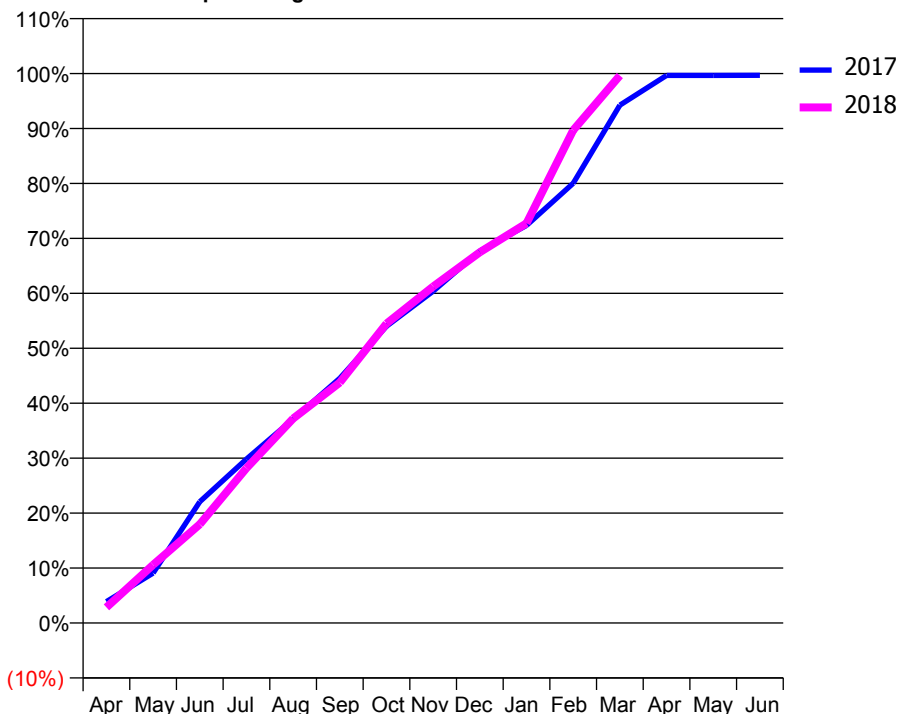
ACCESS*

Patients seen in 24 months	Total	Change since previous quarter
Quarter ending March 2017	4,396	
Quarter ending June 2017	4,533	↑
Quarter ending September 2017	4,600	→
Quarter ending December 2017	4,524	↓
Quarter ending March 2018	4,756	↑
Variance since March 2017	8.2%	↑



ACTIVITY

Cumulative percentage of contracted UDA delivered 2017 & 2018



Month	Adjusted Scheduled Activity (UDA)	
	2017	2018
April	553	404
May	1,289	1,501
June	3,127	2,546
July	4,225	3,993
August	5,257	5,273
September	6,310	6,199
October	7,651	7,718
November	8,553	8,673
December	9,587	9,557
January	10,247	10,304
February	11,334	12,704
March	13,347	14,113
April	14,116	
May	14,116	
June	14,117	

QUALITY

	Quantity	Base Number	Contract	AT	Region	England
% of FP17s for the same patient ID Re-attending within 3 months - Children	145	1,625	8.9%	10.5%	11.5%	11.9%
% of FP17s for the same patient ID Re-attending within 3 months - Adults	592	3,739	15.8%	16.1%	16.8%	16.0%
% of FP17s for the same patient ID Re-attending between 3 & 9 months - Children	647	1,625	39.8%	43.4%	47.7%	58.3%
% of FP17s for the same patient ID Re-attending between 3 & 9 months - Adults	1,055	3,739	28.2%	35.8%	38.2%	50.3%
% of FP17s for Band 1 Urgent Courses	688	5,140	13.4%	10.9%	10.6%	9.1%
% of FP17s Relating to Free Repair or Replacements	13	5,140	0.3%	0.5%	0.6%	0.8%
% of FP17s Relating to Continuations	22	5,140	0.4%	0.7%	0.8%	1.0%
% of Patients satisfied with the dentistry they have received	3	3	N/A	89.7%	89.3%	91.5%
% of Patients satisfied with the time they had to wait for an appointment	2	3	N/A	82.7%	84.4%	87.9%

* This is based on patients treated on this contract for their most recent course of treatment. Figures in italics indicate the base number of FP17s or Patient Questionnaire responses are less than 100. N/A is shown where the base number of responses is less than 10 during the period. % is calculated as Quantity/Base number*100

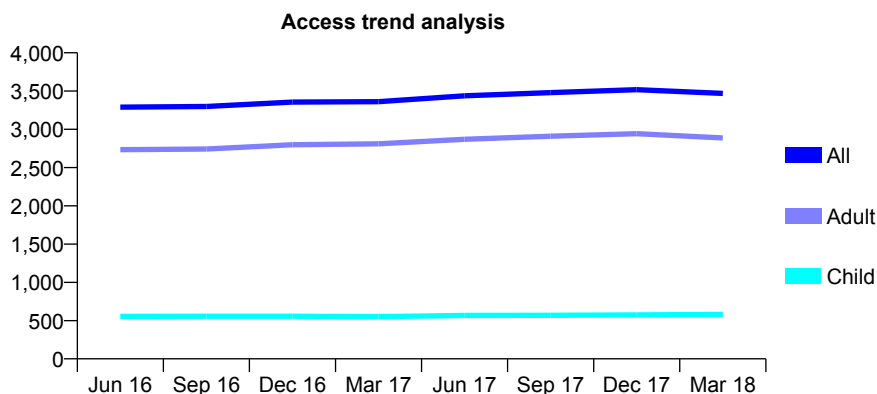
Q61 - Vital Signs At a Glance Contract Report for 132993/0001 - March 2018

Name or company name	Church View Dental Practice
Contract type name	GDS Contract
Purpose of contract	General
Contract start date	01/04/2010
Contract end date	

17/18 Contracted general activity (UDA)	14,120
Carry forward general activity (UDA)	0
17/18 Contracted orthodontic activity (UOA)	0
Carry forward orthodontic activity (UOA)	0
Baseline contract value	£442,733.31

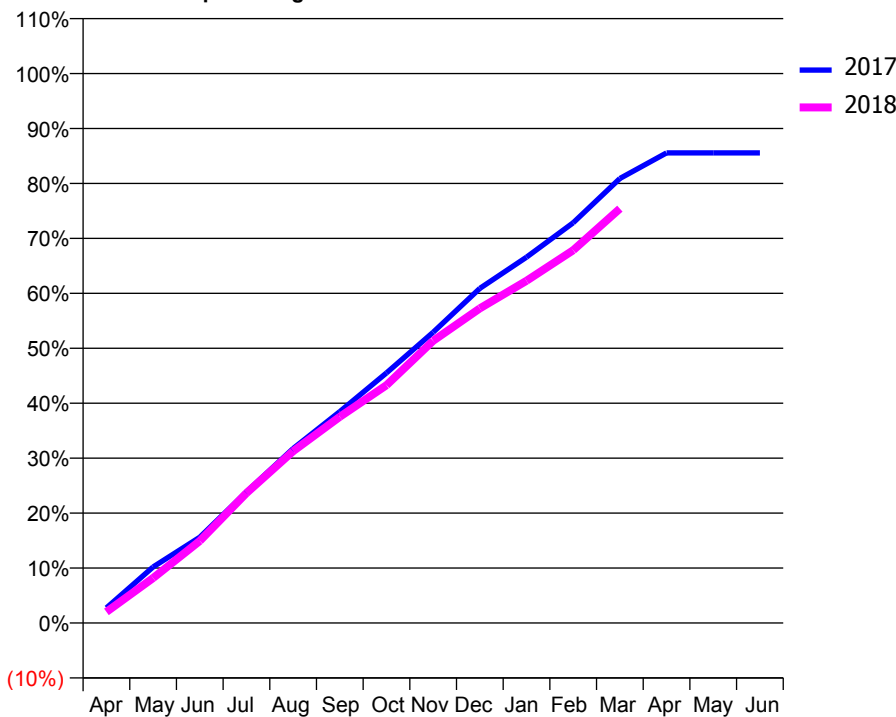
ACCESS*

Patients seen in 24 months	Total	Change since previous quarter
Quarter ending March 2017	3,362	
Quarter ending June 2017	3,438	↑
Quarter ending September 2017	3,479	→
Quarter ending December 2017	3,518	→
Quarter ending March 2018	3,469	↓
Variance since March 2017	3.2%	↑



ACTIVITY

Cumulative percentage of contracted UDA delivered 2017 & 2018



Month	Adjusted Scheduled Activity (UDA)	
	2017	2018
April	389	287
May	1,439	1,158
June	2,205	2,111
July	3,369	3,339
August	4,485	4,417
September	5,433	5,300
October	6,427	6,110
November	7,471	7,254
December	8,599	8,084
January	9,401	8,795
February	10,283	9,578
March	11,421	10,648
April	12,080	
May	12,080	
June	12,080	

QUALITY

	Quantity	Base Number	Contract	AT	Region	England
% of FP17s for the same patient ID Re-attending within 3 months - Children	89	935	9.5%	10.5%	11.5%	11.9%
% of FP17s for the same patient ID Re-attending within 3 months - Adults	925	4,468	20.7%	16.1%	16.8%	16.0%
% of FP17s for the same patient ID Re-attending between 3 & 9 months - Children	568	935	60.7%	43.4%	47.7%	58.3%
% of FP17s for the same patient ID Re-attending between 3 & 9 months - Adults	2,308	4,468	51.7%	35.8%	38.2%	50.3%
% of FP17s for Band 1 Urgent Courses	610	5,153	11.8%	10.9%	10.6%	9.1%
% of FP17s Relating to Free Repair or Replacements	79	5,153	1.5%	0.5%	0.6%	0.8%
% of FP17s Relating to Continuations	74	5,153	1.4%	0.7%	0.8%	1.0%
% of Patients satisfied with the dentistry they have received	8	8	N/A	89.7%	89.3%	91.5%
% of Patients satisfied with the time they had to wait for an appointment	8	8	N/A	82.7%	84.4%	87.9%

* This is based on patients treated on this contract for their most recent course of treatment. Figures in italics indicate the base number of FP17s or Patient Questionnaire responses are less than 100. N/A is shown where the base number of responses is less than 10 during the period. % is calculated as Quantity/Base number*100

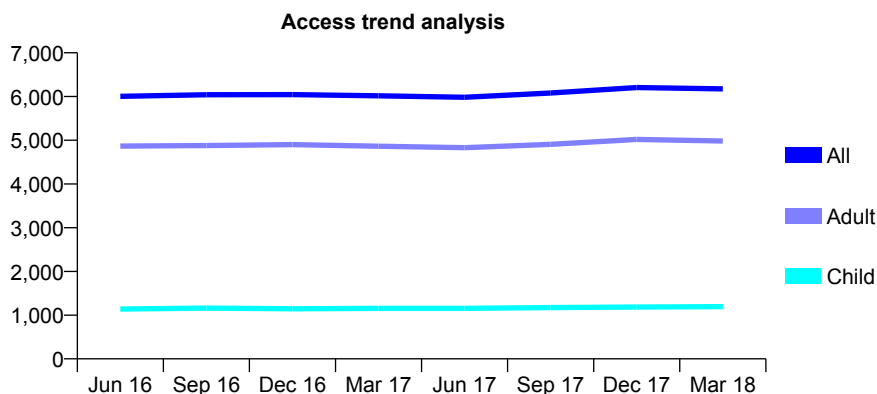
Q61 - Vital Signs At a Glance Contract Report for 133078/0001 - March 2018

Name or company name	R G Matthey Ltd
Contract type name	GDS Contract
Purpose of contract	General
Contract start date	01/01/2009
Contract end date	

17/18 Contracted general activity (UDA)	20,451
Carry forward general activity (UDA)	557
17/18 Contracted orthodontic activity (UOA)	0
Carry forward orthodontic activity (UOA)	0
Baseline contract value	£534,146.97

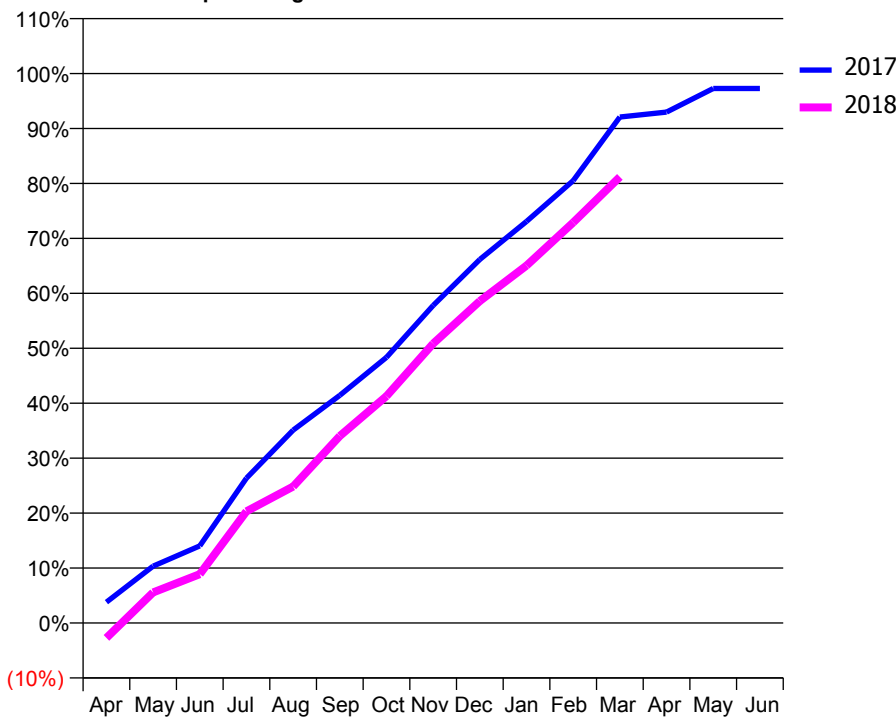
ACCESS*

Patients seen in 24 months	Total	Change since previous quarter
Quarter ending March 2017	6,017	
Quarter ending June 2017	5,984	→
Quarter ending September 2017	6,080	→
Quarter ending December 2017	6,205	↑
Quarter ending March 2018	6,174	→
Variance since March 2017	2.6%	↑



ACTIVITY

Cumulative percentage of contracted UDA delivered 2017 & 2018



Month	Adjusted Scheduled Activity (UDA)	
	2017	2018
April	778	-557
May	2,115	1,139
June	2,873	1,817
July	5,394	4,157
August	7,178	5,080
September	8,472	6,963
October	9,890	8,446
November	11,817	10,398
December	13,529	11,984
January	14,947	13,302
February	16,465	14,905
March	18,832	16,603
April	19,017	
May	19,895	
June	19,894	

QUALITY

	Quantity	Base Number	Contract	AT	Region	England
% of FP17s for the same patient ID Re-attending within 3 months - Children	214	1,845	11.6%	10.5%	11.5%	11.9%
% of FP17s for the same patient ID Re-attending within 3 months - Adults	592	5,857	10.1%	16.1%	16.8%	16.0%
% of FP17s for the same patient ID Re-attending between 3 & 9 months - Children	993	1,845	53.8%	43.4%	47.7%	58.3%
% of FP17s for the same patient ID Re-attending between 3 & 9 months - Adults	2,729	5,857	46.6%	35.8%	38.2%	50.3%
% of FP17s for Band 1 Urgent Courses	588	7,372	8.0%	10.9%	10.6%	9.1%
% of FP17s Relating to Free Repair or Replacements	40	7,372	0.5%	0.5%	0.6%	0.8%
% of FP17s Relating to Continuations	98	7,372	1.3%	0.7%	0.8%	1.0%
% of Patients satisfied with the dentistry they have received	8	10	80.0%	89.7%	89.3%	91.5%
% of Patients satisfied with the time they had to wait for an appointment	6	10	60.0%	82.7%	84.4%	87.9%

* This is based on patients treated on this contract for their most recent course of treatment. Figures in italics indicate the base number of FP17s or Patient Questionnaire responses are less than 100. N/A is shown where the base number of responses is less than 10 during the period. % is calculated as Quantity/Base number*100

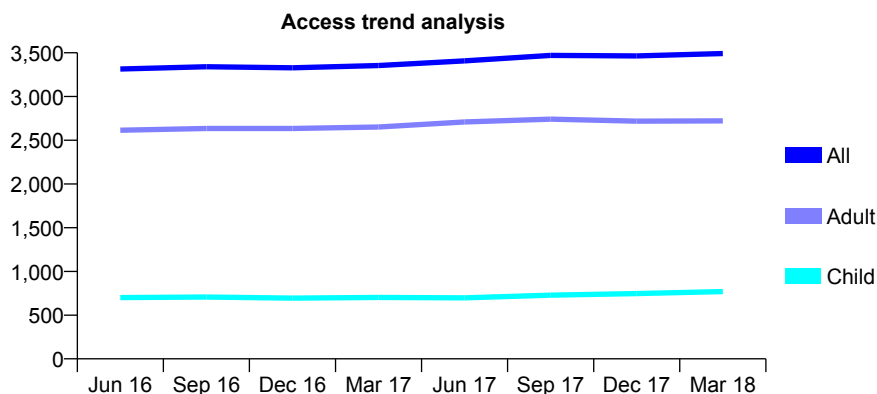
Q61 - Vital Signs At a Glance Contract Report for 133086/0001 - March 2018

Name or company name	Sennik Ltd
Contract type name	GDS Contract
Purpose of contract	General
Contract start date	01/04/2012
Contract end date	

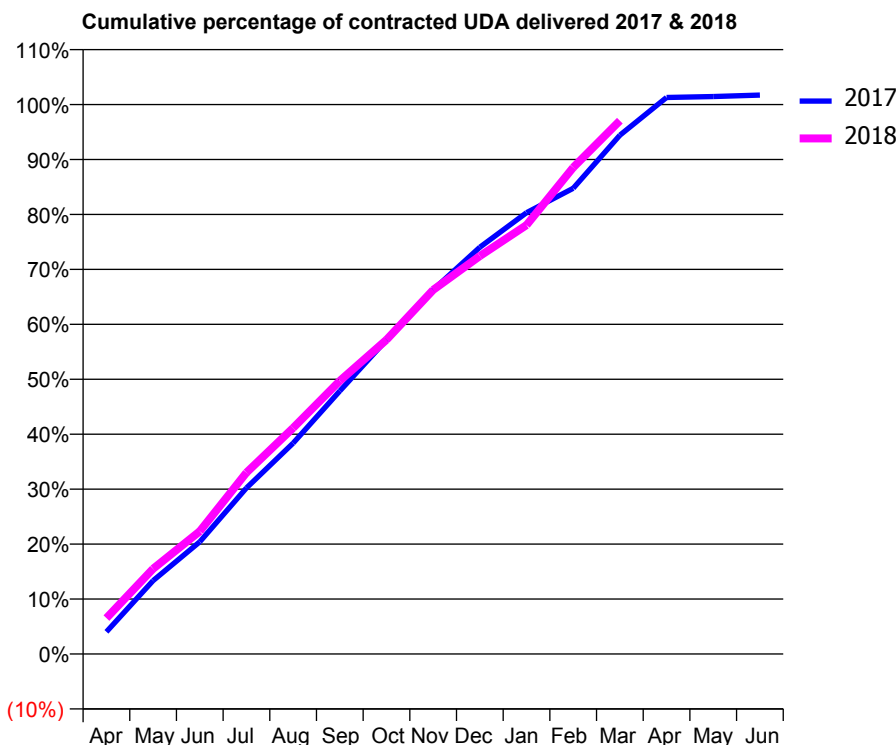
17/18 Contracted general activity (UDA)	10,567
Carry forward general activity (UDA)	-181
17/18 Contracted orthodontic activity (UOA)	0
Carry forward orthodontic activity (UOA)	0
Baseline contract value	£346,154.16

ACCESS*

Patients seen in 24 months	Total	Change since previous quarter
Quarter ending March 2017	3,355	
Quarter ending June 2017	3,408	→
Quarter ending September 2017	3,470	→
Quarter ending December 2017	3,464	→
Quarter ending March 2018	3,491	→
Variance since March 2017	4.1%	↑



ACTIVITY



Month	Adjusted Scheduled Activity (UDA)	
	2017	2018
April	428	692
May	1,411	1,640
June	2,157	2,361
July	3,195	3,489
August	4,054	4,348
September	5,059	5,253
October	6,040	6,044
November	7,005	7,001
December	7,822	7,654
January	8,487	8,247
February	8,955	9,356
March	9,978	10,256
April	10,701	
May	10,720	
June	10,748	

QUALITY

	Quantity	Base Number	Contract	AT	Region	England
% of FP17s for the same patient ID Re-attending within 3 months - Children	48	959	5.0%	10.5%	11.5%	11.9%
% of FP17s for the same patient ID Re-attending within 3 months - Adults	447	3,184	14.0%	16.1%	16.8%	16.0%
% of FP17s for the same patient ID Re-attending between 3 & 9 months - Children	438	959	45.7%	43.4%	47.7%	58.3%
% of FP17s for the same patient ID Re-attending between 3 & 9 months - Adults	1,301	3,184	40.9%	35.8%	38.2%	50.3%
% of FP17s for Band 1 Urgent Courses	366	3,845	9.5%	10.9%	10.6%	9.1%
% of FP17s Relating to Free Repair or Replacements	34	3,845	0.9%	0.5%	0.6%	0.8%
% of FP17s Relating to Continuations	19	3,845	0.5%	0.7%	0.8%	1.0%
% of Patients satisfied with the dentistry they have received	5	5	N/A	89.7%	89.3%	91.5%
% of Patients satisfied with the time they had to wait for an appointment	5	5	N/A	82.7%	84.4%	87.9%

* This is based on patients treated on this contract for their most recent course of treatment. Figures in italics indicate the base number of FP17s or Patient Questionnaire responses are less than 100. N/A is shown where the base number of responses is less than 10 during the period. % is calculated as Quantity/Base number*100

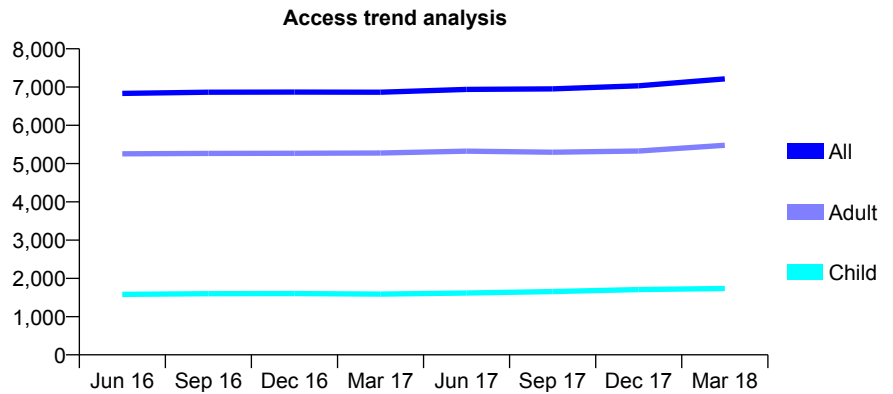
Q61 - Vital Signs At a Glance Contract Report for 133205/0001 - March 2018

Name or company name	Broadway Dental Care
Contract type name	GDS Contract
Purpose of contract	General
Contract start date	06/06/2012
Contract end date	

17/18 Contracted general activity (UDA)	18,422
Carry forward general activity (UDA)	339
17/18 Contracted orthodontic activity (UOA)	0
Carry forward orthodontic activity (UOA)	0
Baseline contract value	£536,228.79

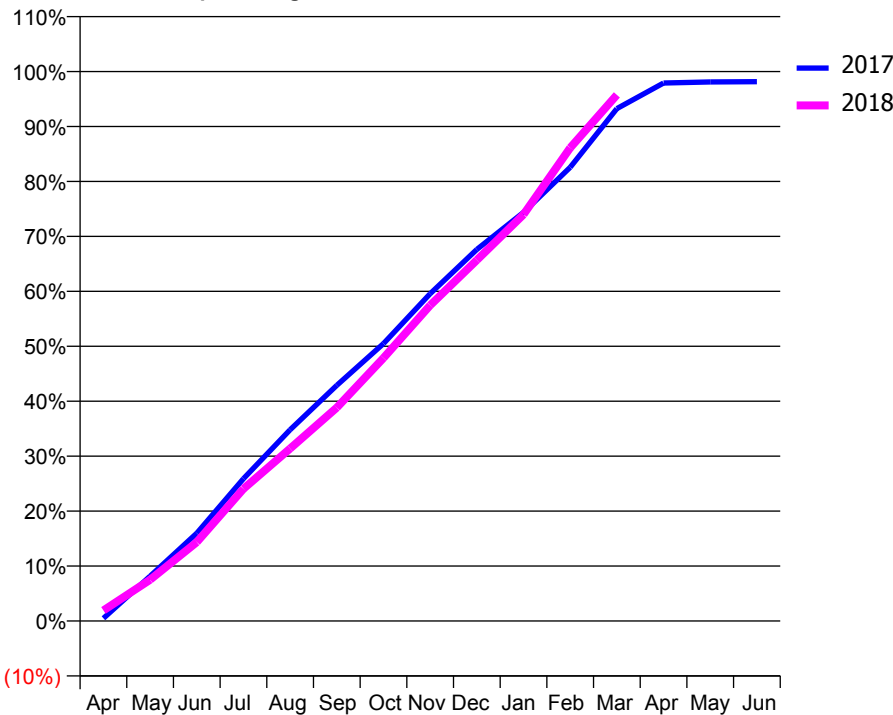
ACCESS*

Patients seen in 24 months	Total	Change since previous quarter
Quarter ending March 2017	6,864	
Quarter ending June 2017	6,939	→
Quarter ending September 2017	6,952	→
Quarter ending December 2017	7,034	→
Quarter ending March 2018	7,213	↑
Variance since March 2017	5.1%	↑



ACTIVITY

Cumulative percentage of contracted UDA delivered 2017 & 2018



Month	Adjusted Scheduled Activity (UDA)	
	2017	2018
April	93	356
May	1,506	1,384
June	2,945	2,643
July	4,771	4,434
August	6,413	5,780
September	7,902	7,156
October	9,299	8,816
November	10,974	10,583
December	12,456	12,101
January	13,698	13,627
February	15,211	15,864
March	17,177	17,640
April	18,035	
May	18,074	
June	18,083	

QUALITY

	Quantity	Base Number	Contract	AT	Region	England
% of FP17s for the same patient ID Re-attending within 3 months - Children	159	2,487	6.4%	10.5%	11.5%	11.9%
% of FP17s for the same patient ID Re-attending within 3 months - Adults	794	6,935	11.4%	16.1%	16.8%	16.0%
% of FP17s for the same patient ID Re-attending between 3 & 9 months - Children	1,377	2,487	55.4%	43.4%	47.7%	58.3%
% of FP17s for the same patient ID Re-attending between 3 & 9 months - Adults	3,489	6,935	50.3%	35.8%	38.2%	50.3%
% of FP17s for Band 1 Urgent Courses	622	8,446	7.4%	10.9%	10.6%	9.1%
% of FP17s Relating to Free Repair or Replacements	59	8,446	0.7%	0.5%	0.6%	0.8%
% of FP17s Relating to Continuations	44	8,446	0.5%	0.7%	0.8%	1.0%
% of Patients satisfied with the dentistry they have received	2	2	N/A	89.7%	89.3%	91.5%
% of Patients satisfied with the time they had to wait for an appointment	1	2	N/A	82.7%	84.4%	87.9%

* This is based on patients treated on this contract for their most recent course of treatment. Figures in italics indicate the base number of FP17s or Patient Questionnaire responses are less than 100. N/A is shown where the base number of responses is less than 10 during the period. % is calculated as Quantity/Base number*100

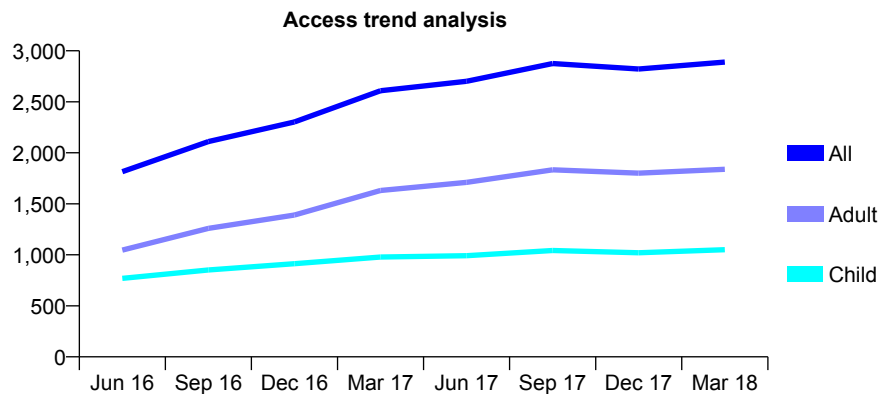
Q61 - Vital Signs At a Glance Contract Report for 133655/0001 - March 2018

Name or company name	Crouch Hall Dental Care
Contract type name	GDS Contract
Purpose of contract	General
Contract start date	01/05/2015
Contract end date	

17/18 Contracted general activity (UDA)	6,025
Carry forward general activity (UDA)	0
17/18 Contracted orthodontic activity (UOA)	0
Carry forward orthodontic activity (UOA)	0
Baseline contract value	£137,615.13

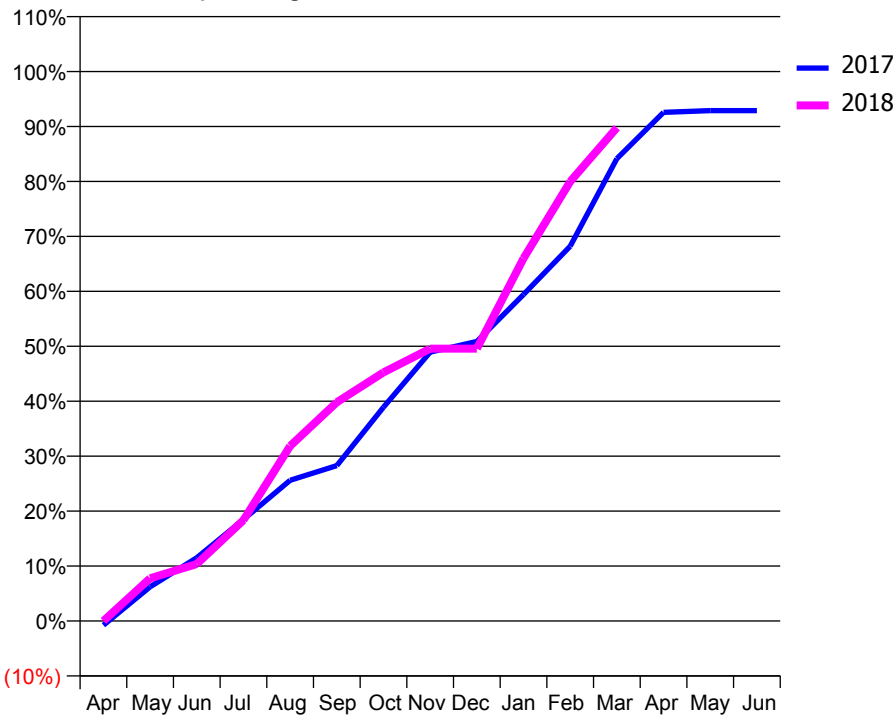
ACCESS*

Patients seen in 24 months	Total	Change since previous quarter
Quarter ending March 2017	2,609	
Quarter ending June 2017	2,701	↑
Quarter ending September 2017	2,875	↑
Quarter ending December 2017	2,821	↓
Quarter ending March 2018	2,889	↑
Variance since March 2017	10.7%	↑



ACTIVITY

Cumulative percentage of contracted UDA delivered 2017 & 2018



Month	Adjusted Scheduled Activity (UDA)	
	2017	2018
April	-47	0
May	375	469
June	694	624
July	1,114	1,106
August	1,544	1,919
September	1,704	2,398
October	2,344	2,726
November	2,949	2,987
December	3,066	2,987
January	3,580	3,976
February	4,110	4,818
March	5,070	5,409
April	5,576	
May	5,595	
June	5,595	

QUALITY

	Quantity	Base Number	Contract	AT	Region	England
% of FP17s for the same patient ID Re-attending within 3 months - Children	66	1,139	5.8%	10.5%	11.5%	11.9%
% of FP17s for the same patient ID Re-attending within 3 months - Adults	123	1,539	8.0%	16.1%	16.8%	16.0%
% of FP17s for the same patient ID Re-attending between 3 & 9 months - Children	404	1,139	35.5%	43.4%	47.7%	58.3%
% of FP17s for the same patient ID Re-attending between 3 & 9 months - Adults	378	1,539	24.6%	35.8%	38.2%	50.3%
% of FP17s for Band 1 Urgent Courses	120	2,526	4.8%	10.9%	10.6%	9.1%
% of FP17s Relating to Free Repair or Replacements	0	2,526	0.0%	0.5%	0.6%	0.8%
% of FP17s Relating to Continuations	48	2,526	1.9%	0.7%	0.8%	1.0%
% of Patients satisfied with the dentistry they have received	1	1	N/A	89.7%	89.3%	91.5%
% of Patients satisfied with the time they had to wait for an appointment	1	1	N/A	82.7%	84.4%	87.9%

* This is based on patients treated on this contract for their most recent course of treatment. Figures in italics indicate the base number of FP17s or Patient Questionnaire responses are less than 100. N/A is shown where the base number of responses is less than 10 during the period. % is calculated as Quantity/Base number*100

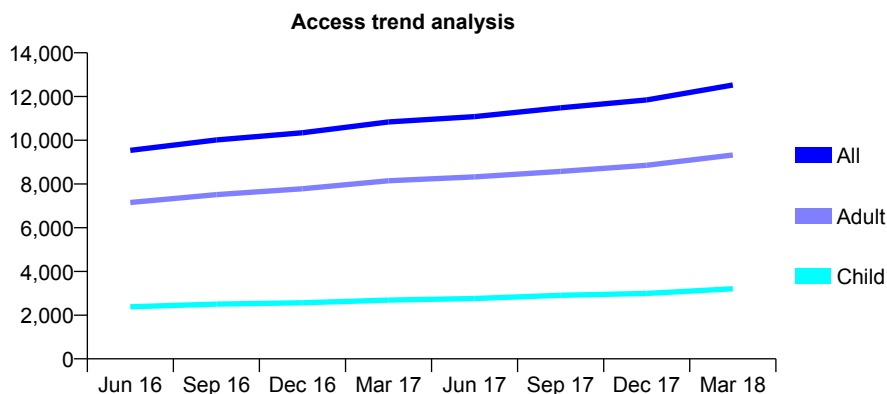
Q61 - Vital Signs At a Glance Contract Report for 134805/0001 - March 2018

Name or company name	Whalebone Lane Limited
Contract type name	GDS Contract
Purpose of contract	General
Contract start date	01/08/2011
Contract end date	

17/18 Contracted general activity (UDA)	38,503
Carry forward general activity (UDA)	0
17/18 Contracted orthodontic activity (UOA)	0
Carry forward orthodontic activity (UOA)	0
Baseline contract value	£1,791,444.87

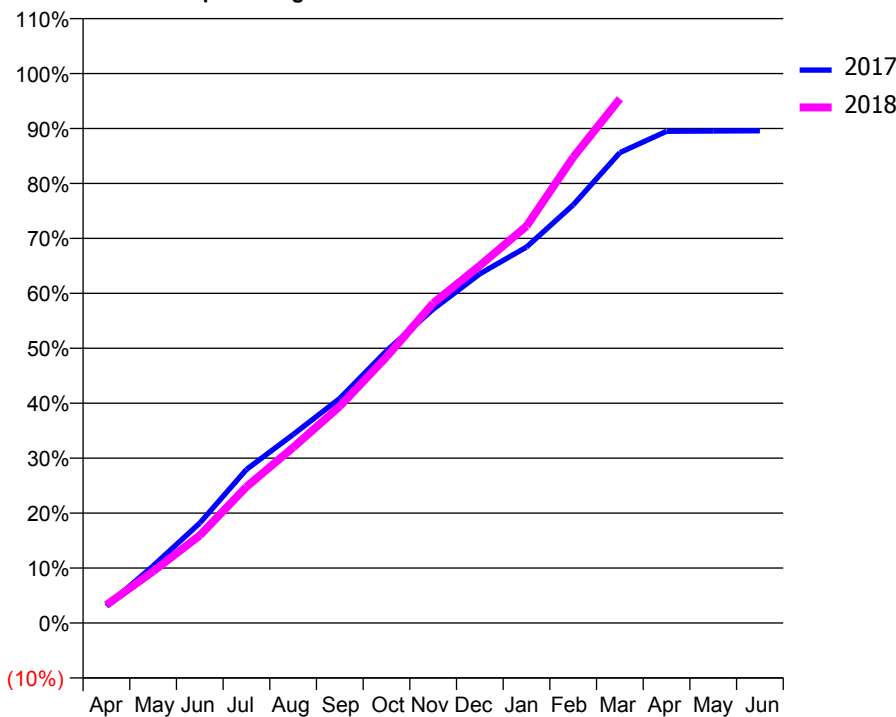
ACCESS*

Patients seen in 24 months	Total	Change since previous quarter
Quarter ending March 2017	10,837	
Quarter ending June 2017	11,082	↑
Quarter ending September 2017	11,484	↑
Quarter ending December 2017	11,844	↑
Quarter ending March 2018	12,529	↑
Variance since March 2017	15.6%	↑



ACTIVITY

Cumulative percentage of contracted UDA delivered 2017 & 2018



Month	Adjusted Scheduled Activity (UDA)	
	2017	2018
April	1,180	1,266
May	4,002	3,621
June	7,000	6,136
July	10,755	9,542
August	13,206	12,297
September	15,738	15,186
October	19,065	18,644
November	21,990	22,411
December	24,467	25,041
January	26,345	27,810
February	29,300	32,628
March	32,962	36,735
April	34,458	
May	34,473	
June	34,489	

QUALITY

	Quantity	Base Number	Contract	AT	Region	England
% of FP17s for the same patient ID Re-attending within 3 months - Children	498	3,953	12.6%	10.5%	11.5%	11.9%
% of FP17s for the same patient ID Re-attending within 3 months - Adults	2,286	10,418	21.9%	16.1%	16.8%	16.0%
% of FP17s for the same patient ID Re-attending between 3 & 9 months - Children	1,083	3,953	27.4%	43.4%	47.7%	58.3%
% of FP17s for the same patient ID Re-attending between 3 & 9 months - Adults	2,071	10,418	19.9%	35.8%	38.2%	50.3%
% of FP17s for Band 1 Urgent Courses	815	13,824	5.9%	10.9%	10.6%	9.1%
% of FP17s Relating to Free Repair or Replacements	15	13,824	0.1%	0.5%	0.6%	0.8%
% of FP17s Relating to Continuations	1,074	13,824	7.8%	0.7%	0.8%	1.0%
% of Patients satisfied with the dentistry they have received	5	5	N/A	89.7%	89.3%	91.5%
% of Patients satisfied with the time they had to wait for an appointment	5	5	N/A	82.7%	84.4%	87.9%

* This is based on patients treated on this contract for their most recent course of treatment. Figures in italics indicate the base number of FP17s or Patient Questionnaire responses are less than 100. N/A is shown where the base number of responses is less than 10 during the period. % is calculated as Quantity/Base number*100

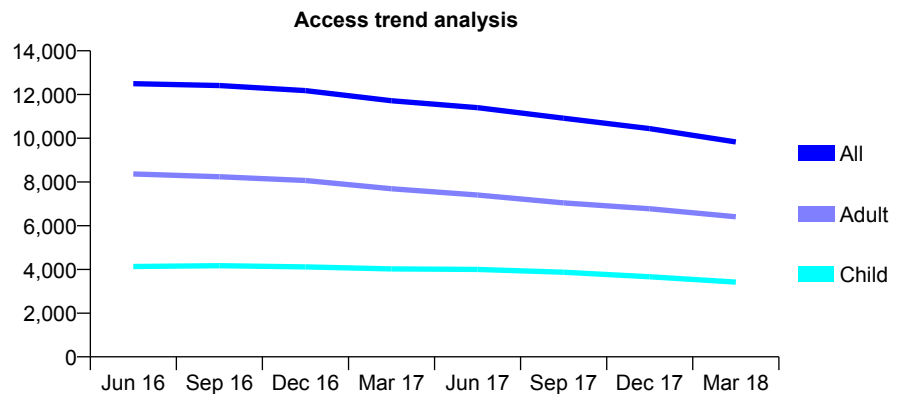
Q61 - Vital Signs At a Glance Contract Report for 134929/0001 - March 2018

Name or company name	Du Toit & Burger Partnership Ltd
Contract type name	GDS Contract
Purpose of contract	General
Contract start date	01/04/2007
Contract end date	

17/18 Contracted general activity (UDA)	35,374
Carry forward general activity (UDA)	0
17/18 Contracted orthodontic activity (UOA)	0
Carry forward orthodontic activity (UOA)	0
Baseline contract value	£1,092,865.83

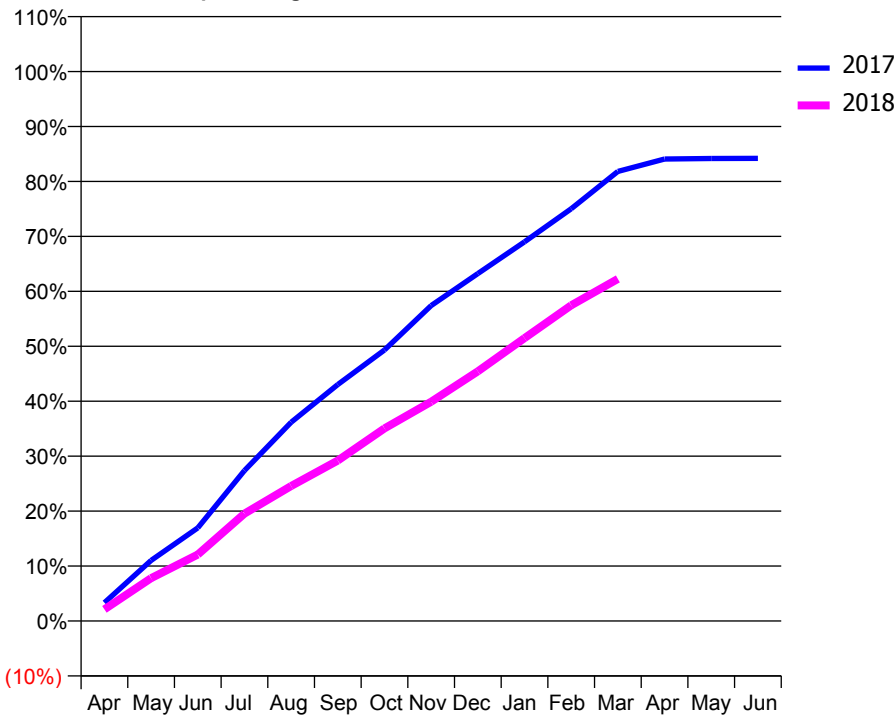
ACCESS*

Patients seen in 24 months	Total	Change since previous quarter
Quarter ending March 2017	11,715	
Quarter ending June 2017	11,398	↓
Quarter ending September 2017	10,916	↓
Quarter ending December 2017	10,438	↓
Quarter ending March 2018	9,829	↓
Variance since March 2017	(16.1%)	↓



ACTIVITY

Cumulative percentage of contracted UDA delivered 2017 & 2018



Month	Adjusted Scheduled Activity (UDA)	
	2017	2018
April	1,180	751
May	3,906	2,761
June	6,000	4,277
July	9,686	6,919
August	12,794	8,690
September	15,227	10,331
October	17,450	12,402
November	20,302	14,120
December	22,365	16,074
January	24,412	18,210
February	26,540	20,322
March	28,945	22,019
April	29,742	
May	29,774	
June	29,783	

QUALITY

	Quantity	Base Number	Contract	AT	Region	England
% of FP17s for the same patient ID Re-attending within 3 months - Children	165	3,590	4.6%	10.5%	11.5%	11.9%
% of FP17s for the same patient ID Re-attending within 3 months - Adults	644	6,568	9.8%	16.1%	16.8%	16.0%
% of FP17s for the same patient ID Re-attending between 3 & 9 months - Children	1,625	3,590	45.3%	43.4%	47.7%	58.3%
% of FP17s for the same patient ID Re-attending between 3 & 9 months - Adults	2,447	6,568	37.3%	35.8%	38.2%	50.3%
% of FP17s for Band 1 Urgent Courses	702	9,765	7.2%	10.9%	10.6%	9.1%
% of FP17s Relating to Free Repair or Replacements	31	9,765	0.3%	0.5%	0.6%	0.8%
% of FP17s Relating to Continuations	51	9,765	0.5%	0.7%	0.8%	1.0%
% of Patients satisfied with the dentistry they have received	2	3	N/A	89.7%	89.3%	91.5%
% of Patients satisfied with the time they had to wait for an appointment	2	3	N/A	82.7%	84.4%	87.9%

* This is based on patients treated on this contract for their most recent course of treatment. Figures in italics indicate the base number of FP17s or Patient Questionnaire responses are less than 100. N/A is shown where the base number of responses is less than 10 during the period. % is calculated as Quantity/Base number*100

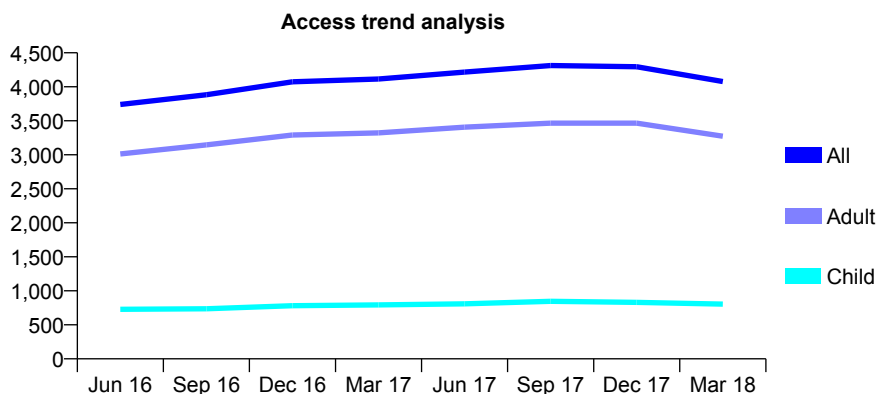
Q61 - Vital Signs At a Glance Contract Report for 135674/0002 - March 2018

Name or company name	East Side Dental Practice
Contract type name	GDS Contract
Purpose of contract	General
Contract start date	01/09/2007
Contract end date	

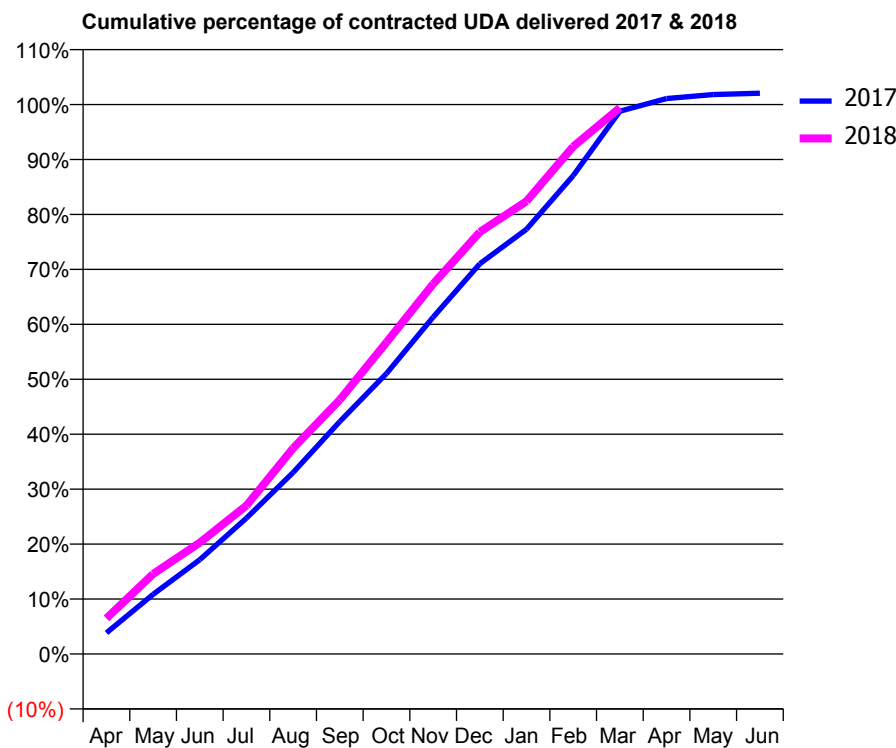
17/18 Contracted general activity (UDA)	10,888
Carry forward general activity (UDA)	-218
17/18 Contracted orthodontic activity (UOA)	0
Carry forward orthodontic activity (UOA)	0
Baseline contract value	£348,002.26

ACCESS*

Patients seen in 24 months	Total	Change since previous quarter
Quarter ending March 2017	4,115	
Quarter ending June 2017	4,216	↑
Quarter ending September 2017	4,312	↑
Quarter ending December 2017	4,295	→
Quarter ending March 2018	4,078	↓
Variance since March 2017	(0.9%)	→



ACTIVITY



Month	Adjusted Scheduled Activity (UDA)	
	2017	2018
April	419	706
May	1,182	1,588
June	1,869	2,209
July	2,693	2,941
August	3,596	4,079
September	4,608	5,036
October	5,558	6,177
November	6,674	7,333
December	7,733	8,360
January	8,417	8,972
February	9,478	10,056
March	10,754	10,824
April	11,007	
May	11,086	
June	11,112	

QUALITY

	Quantity	Base Number	Contract	AT	Region	England
% of FP17s for the same patient ID Re-attending within 3 months - Children	78	847	9.2%	10.5%	11.5%	11.9%
% of FP17s for the same patient ID Re-attending within 3 months - Adults	470	3,035	15.5%	16.1%	16.8%	16.0%
% of FP17s for the same patient ID Re-attending between 3 & 9 months - Children	256	847	30.2%	43.4%	47.7%	58.3%
% of FP17s for the same patient ID Re-attending between 3 & 9 months - Adults	609	3,035	20.1%	35.8%	38.2%	50.3%
% of FP17s for Band 1 Urgent Courses	603	3,762	16.0%	10.9%	10.6%	9.1%
% of FP17s Relating to Free Repair or Replacements	0	3,762	0.0%	0.5%	0.6%	0.8%
% of FP17s Relating to Continuations	15	3,762	0.4%	0.7%	0.8%	1.0%
% of Patients satisfied with the dentistry they have received	0	0	N/A	89.7%	89.3%	91.5%
% of Patients satisfied with the time they had to wait for an appointment	0	0	N/A	82.7%	84.4%	87.9%

* This is based on patients treated on this contract for their most recent course of treatment. Figures in italics indicate the base number of FP17s or Patient Questionnaire responses are less than 100. N/A is shown where the base number of responses is less than 10 during the period. % is calculated as Quantity/Base number*100

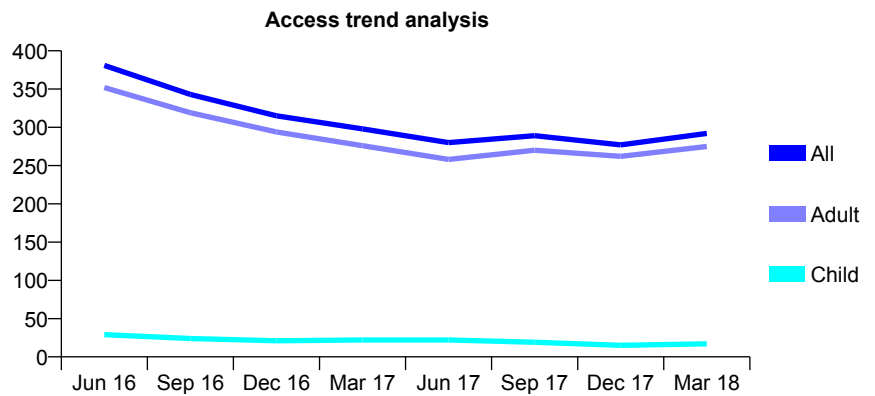
Q61 - Vital Signs At a Glance Contract Report for 136158/0001 - March 2018

Name or company name	Dental Solutions Urgent Treatment Service
Contract type name	GDS Contract
Purpose of contract	General
Contract start date	16/12/2009
Contract end date	

17/18 Contracted general activity (UDA)	624
Carry forward general activity (UDA)	0
17/18 Contracted orthodontic activity (UOA)	0
Carry forward orthodontic activity (UOA)	0
Baseline contract value	£29,669.18

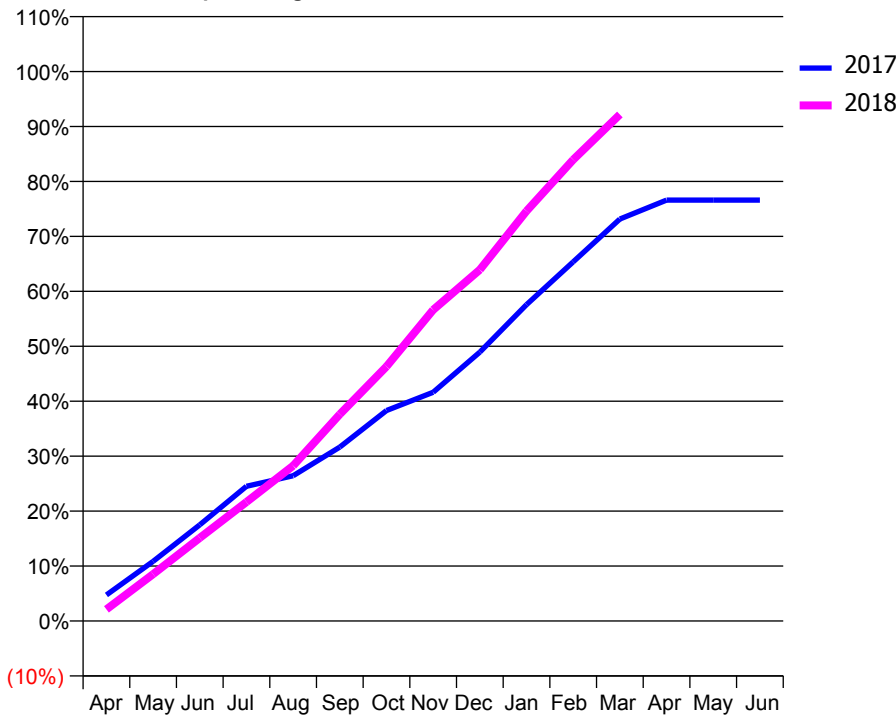
ACCESS*

Patients seen in 24 months	Total	Change since previous quarter
Quarter ending March 2017	298	
Quarter ending June 2017	280	↓
Quarter ending September 2017	289	↑
Quarter ending December 2017	277	↓
Quarter ending March 2018	292	↑
Variance since March 2017	(2.0%)	↓



ACTIVITY

Cumulative percentage of contracted UDA delivered 2017 & 2018



Month	Adjusted Scheduled Activity (UDA)	
	2017	2018
April	30	13
May	68	53
June	109	94
July	153	135
August	165	176
September	198	235
October	239	289
November	260	353
December	305	399
January	359	466
February	408	524
March	456	575
April	478	
May	478	
June	478	

QUALITY

	Quantity	Base Number	Contract	AT	Region	England
% of FP17s for the same patient ID Re-attending within 3 months - Children	2	42	4.8%	10.5%	11.5%	11.9%
% of FP17s for the same patient ID Re-attending within 3 months - Adults	8	429	1.9%	16.1%	16.8%	16.0%
% of FP17s for the same patient ID Re-attending between 3 & 9 months - Children	0	42	0.0%	43.4%	47.7%	58.3%
% of FP17s for the same patient ID Re-attending between 3 & 9 months - Adults	11	429	2.6%	35.8%	38.2%	50.3%
% of FP17s for Band 1 Urgent Courses	424	453	93.6%	10.9%	10.6%	9.1%
% of FP17s Relating to Free Repair or Replacements	0	453	0.0%	0.5%	0.6%	0.8%
% of FP17s Relating to Continuations	0	453	0.0%	0.7%	0.8%	1.0%
% of Patients satisfied with the dentistry they have received	0	0	N/A	89.7%	89.3%	91.5%
% of Patients satisfied with the time they had to wait for an appointment	0	0	N/A	82.7%	84.4%	87.9%

* This is based on patients treated on this contract for their most recent course of treatment. Figures in italics indicate the base number of FP17s or Patient Questionnaire responses are less than 100. N/A is shown where the base number of responses is less than 10 during the period. % is calculated as Quantity/Base number*100

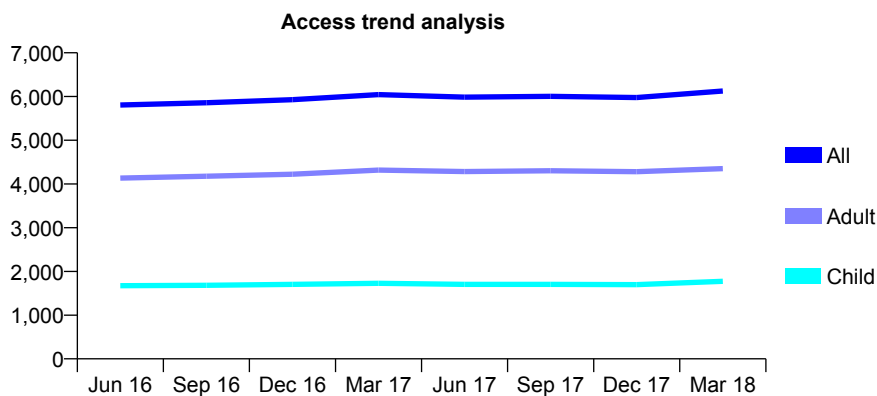
Q61 - Vital Signs At a Glance Contract Report for 136409/0001 - March 2018

Name or company name	High Barnet Dental Care
Contract type name	GDS Contract
Purpose of contract	General
Contract start date	01/08/2007
Contract end date	

17/18 Contracted general activity (UDA)	16,426
Carry forward general activity (UDA)	304
17/18 Contracted orthodontic activity (UOA)	0
Carry forward orthodontic activity (UOA)	0
Baseline contract value	£466,746.63

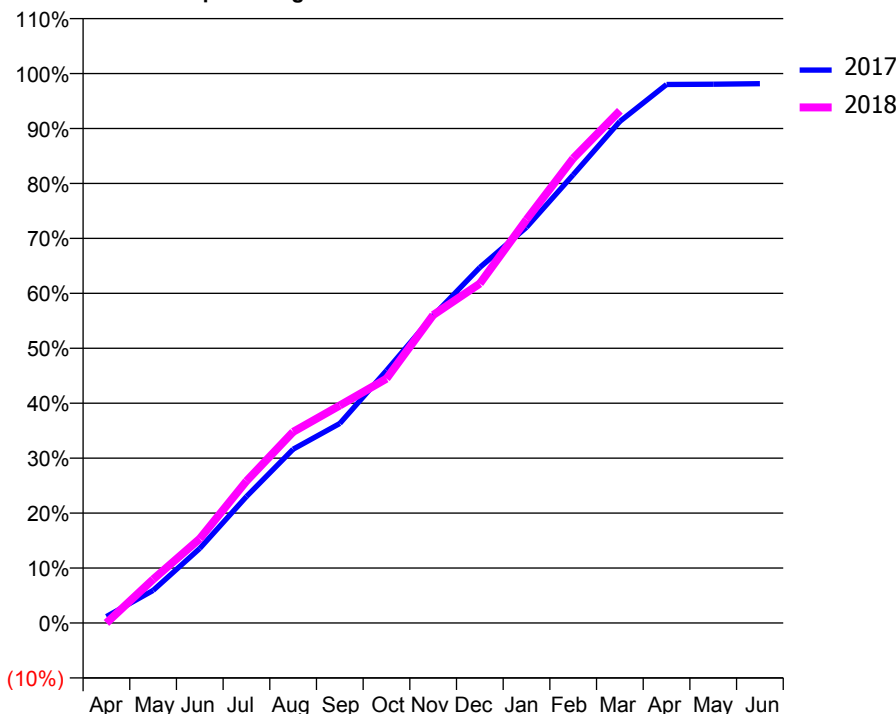
ACCESS*

Patients seen in 24 months	Total	Change since previous quarter
Quarter ending March 2017	6,045	
Quarter ending June 2017	5,986	→
Quarter ending September 2017	6,005	→
Quarter ending December 2017	5,977	→
Quarter ending March 2018	6,125	↑
Variance since March 2017	1.3%	→



ACTIVITY

Cumulative percentage of contracted UDA delivered 2017 & 2018



Month	Adjusted Scheduled Activity (UDA)	
	2017	2018
April	193	-0
May	974	1,307
June	2,230	2,521
July	3,781	4,243
August	5,196	5,713
September	5,964	6,505
October	7,549	7,303
November	9,187	9,206
December	10,629	10,145
January	11,830	12,059
February	13,397	13,888
March	14,993	15,311
April	16,100	
May	16,105	
June	16,122	

QUALITY

	Quantity	Base Number	Contract	AT	Region	England
% of FP17s for the same patient ID Re-attending within 3 months - Children	207	2,549	8.1%	10.5%	11.5%	11.9%
% of FP17s for the same patient ID Re-attending within 3 months - Adults	872	5,209	16.7%	16.1%	16.8%	16.0%
% of FP17s for the same patient ID Re-attending between 3 & 9 months - Children	1,300	2,549	51.0%	43.4%	47.7%	58.3%
% of FP17s for the same patient ID Re-attending between 3 & 9 months - Adults	2,087	5,209	40.1%	35.8%	38.2%	50.3%
% of FP17s for Band 1 Urgent Courses	881	7,299	12.1%	10.9%	10.6%	9.1%
% of FP17s Relating to Free Repair or Replacements	51	7,299	0.7%	0.5%	0.6%	0.8%
% of FP17s Relating to Continuations	19	7,299	0.3%	0.7%	0.8%	1.0%
% of Patients satisfied with the dentistry they have received	1	3	N/A	89.7%	89.3%	91.5%
% of Patients satisfied with the time they had to wait for an appointment	3	3	N/A	82.7%	84.4%	87.9%

* This is based on patients treated on this contract for their most recent course of treatment. Figures in italics indicate the base number of FP17s or Patient Questionnaire responses are less than 100. N/A is shown where the base number of responses is less than 10 during the period. % is calculated as Quantity/Base number*100

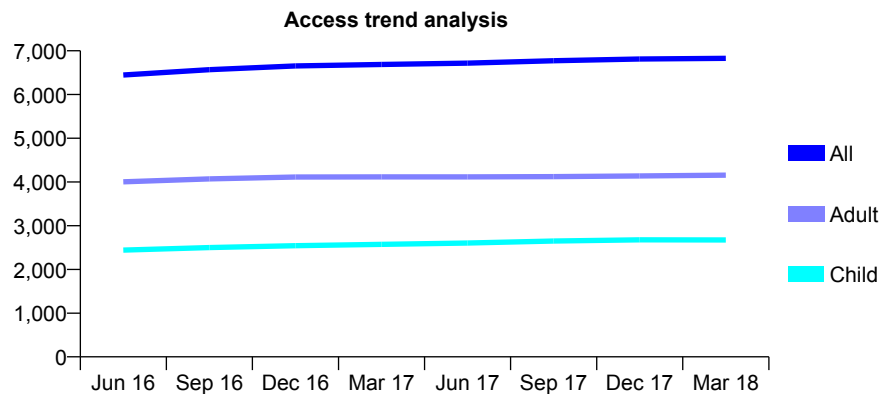
Q61 - Vital Signs At a Glance Contract Report for 136557/0001 - March 2018

Name or company name	S Cowley, R Ingham and J Angelo
Contract type name	GDS Contract
Purpose of contract	General
Contract start date	01/04/2011
Contract end date	

17/18 Contracted general activity (UDA)	21,193
Carry forward general activity (UDA)	-424
17/18 Contracted orthodontic activity (UOA)	0
Carry forward orthodontic activity (UOA)	0
Baseline contract value	£572,556.18

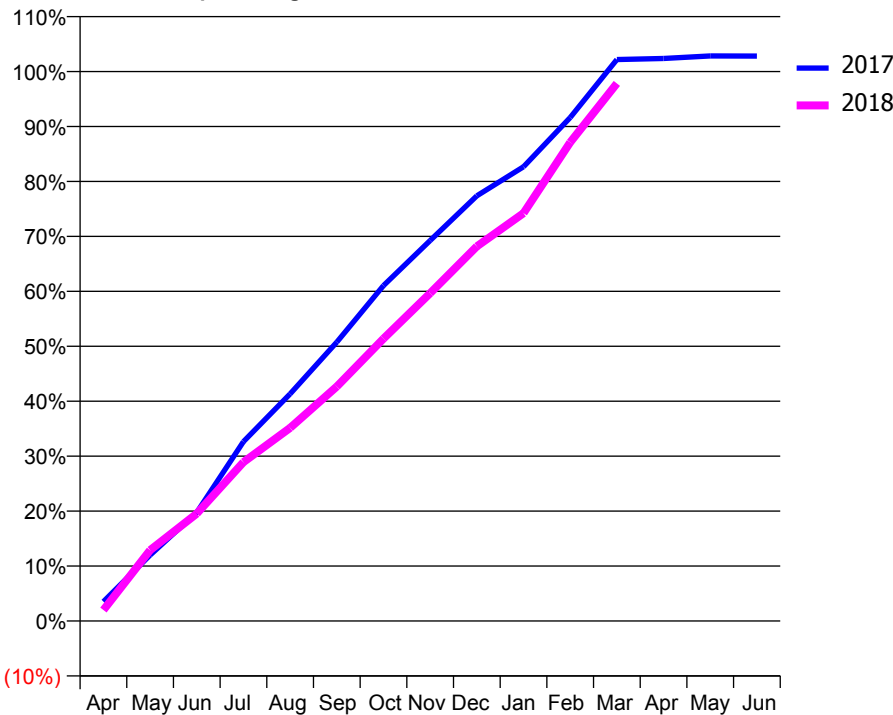
ACCESS*

Patients seen in 24 months	Total	Change since previous quarter
Quarter ending March 2017	6,687	
Quarter ending June 2017	6,719	→
Quarter ending September 2017	6,772	→
Quarter ending December 2017	6,813	→
Quarter ending March 2018	6,829	→
Variance since March 2017	2.1%	↑



ACTIVITY

Cumulative percentage of contracted UDA delivered 2017 & 2018



Month	Adjusted Scheduled Activity (UDA)	
	2017	2018
April	750	424
May	2,545	2,735
June	4,188	4,143
July	6,919	6,128
August	8,762	7,451
September	10,755	9,045
October	12,936	10,889
November	14,675	12,644
December	16,401	14,447
January	17,522	15,729
February	19,418	18,460
March	21,655	20,735
April	21,694	
May	21,792	
June	21,789	

QUALITY

	Quantity	Base Number	Contract	AT	Region	England
% of FP17s for the same patient ID Re-attending within 3 months - Children	142	2,760	5.1%	10.5%	11.5%	11.9%
% of FP17s for the same patient ID Re-attending within 3 months - Adults	334	3,936	8.5%	16.1%	16.8%	16.0%
% of FP17s for the same patient ID Re-attending between 3 & 9 months - Children	1,007	2,760	36.5%	43.4%	47.7%	58.3%
% of FP17s for the same patient ID Re-attending between 3 & 9 months - Adults	1,302	3,936	33.1%	35.8%	38.2%	50.3%
% of FP17s for Band 1 Urgent Courses	527	6,662	7.9%	10.9%	10.6%	9.1%
% of FP17s Relating to Free Repair or Replacements	4	6,662	0.1%	0.5%	0.6%	0.8%
% of FP17s Relating to Continuations	34	6,662	0.5%	0.7%	0.8%	1.0%
% of Patients satisfied with the dentistry they have received	2	3	N/A	89.7%	89.3%	91.5%
% of Patients satisfied with the time they had to wait for an appointment	1	3	N/A	82.7%	84.4%	87.9%

* This is based on patients treated on this contract for their most recent course of treatment. Figures in italics indicate the base number of FP17s or Patient Questionnaire responses are less than 100. N/A is shown where the base number of responses is less than 10 during the period. % is calculated as Quantity/Base number*100

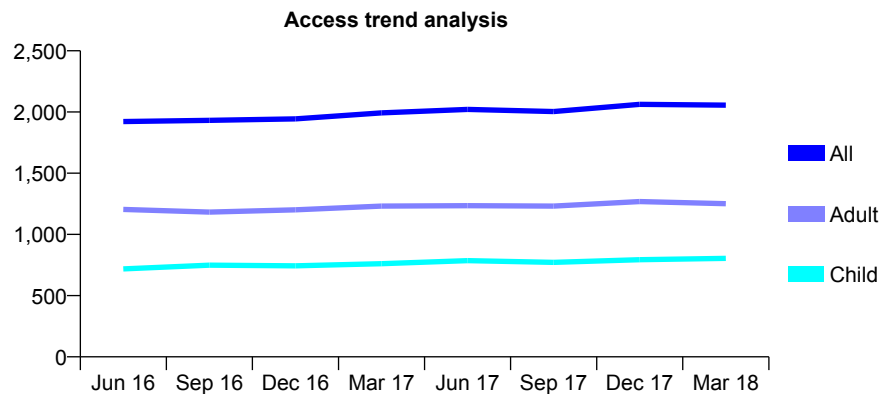
Q61 - Vital Signs At a Glance Contract Report for 137081/0001 - March 2018

Name or company name	Dental Living
Contract type name	GDS Contract
Purpose of contract	General
Contract start date	01/07/2009
Contract end date	

17/18 Contracted general activity (UDA)	4,301
Carry forward general activity (UDA)	-83
17/18 Contracted orthodontic activity (UOA)	0
Carry forward orthodontic activity (UOA)	0
Baseline contract value	£110,661.73

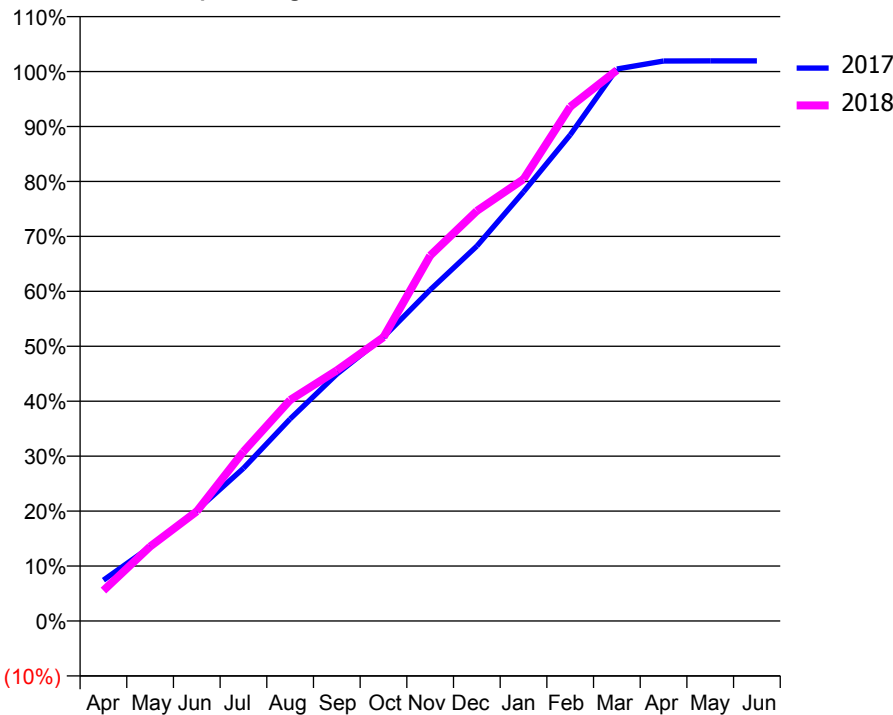
ACCESS*

Patients seen in 24 months	Total	Change since previous quarter
Quarter ending March 2017	1,993	
Quarter ending June 2017	2,021	→
Quarter ending September 2017	2,004	→
Quarter ending December 2017	2,063	↑
Quarter ending March 2018	2,056	→
Variance since March 2017	3.2%	↑



ACTIVITY

Cumulative percentage of contracted UDA delivered 2017 & 2018



Month	Adjusted Scheduled Activity (UDA)	
	2017	2018
April	320	239
May	580	583
June	867	858
July	1,195	1,326
August	1,582	1,730
September	1,932	1,961
October	2,222	2,221
November	2,592	2,861
December	2,934	3,210
January	3,359	3,458
February	3,804	4,025
March	4,321	4,312
April	4,383	
May	4,384	
June	4,384	

QUALITY

	Quantity	Base Number	Contract	AT	Region	England
% of FP17s for the same patient ID Re-attending within 3 months - Children	71	886	8.0%	10.5%	11.5%	11.9%
% of FP17s for the same patient ID Re-attending within 3 months - Adults	202	1,182	17.1%	16.1%	16.8%	16.0%
% of FP17s for the same patient ID Re-attending between 3 & 9 months - Children	282	886	31.8%	43.4%	47.7%	58.3%
% of FP17s for the same patient ID Re-attending between 3 & 9 months - Adults	294	1,182	24.9%	35.8%	38.2%	50.3%
% of FP17s for Band 1 Urgent Courses	239	2,033	11.8%	10.9%	10.6%	9.1%
% of FP17s Relating to Free Repair or Replacements	1	2,033	0.0%	0.5%	0.6%	0.8%
% of FP17s Relating to Continuations	34	2,033	1.7%	0.7%	0.8%	1.0%
% of Patients satisfied with the dentistry they have received	2	3	N/A	89.7%	89.3%	91.5%
% of Patients satisfied with the time they had to wait for an appointment	0	3	N/A	82.7%	84.4%	87.9%

* This is based on patients treated on this contract for their most recent course of treatment. Figures in italics indicate the base number of FP17s or Patient Questionnaire responses are less than 100. N/A is shown where the base number of responses is less than 10 during the period. % is calculated as Quantity/Base number*100

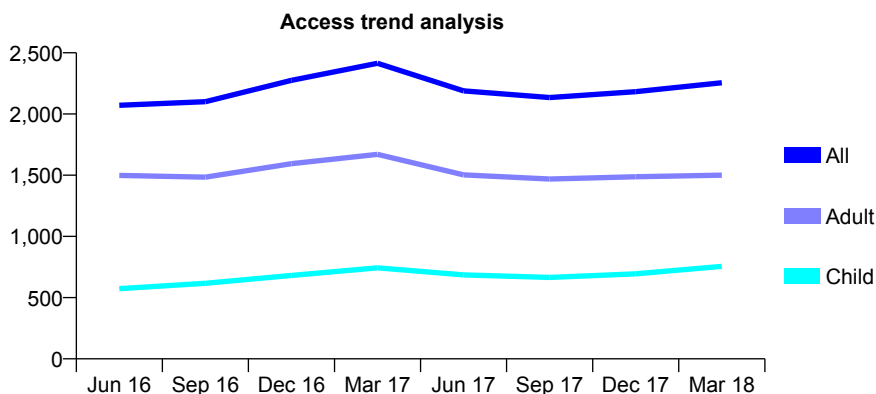
Q61 - Vital Signs At a Glance Contract Report for 137723/0001 - March 2018

Name or company name	Miss Chaudry & Dr M Siddique
Contract type name	GDS Contract
Purpose of contract	General
Contract start date	01/02/2012
Contract end date	

17/18 Contracted general activity (UDA)	6,879
Carry forward general activity (UDA)	-138
17/18 Contracted orthodontic activity (UOA)	0
Carry forward orthodontic activity (UOA)	0
Baseline contract value	£197,752.00

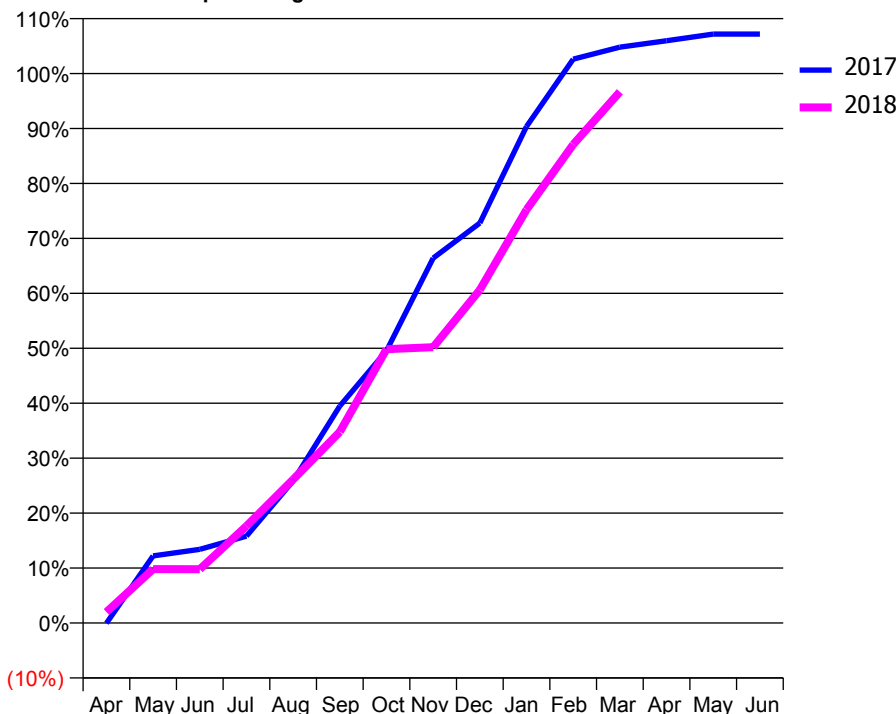
ACCESS*

Patients seen in 24 months	Total	Change since previous quarter
Quarter ending March 2017	2,414	
Quarter ending June 2017	2,189	↓
Quarter ending September 2017	2,134	↓
Quarter ending December 2017	2,182	↑
Quarter ending March 2018	2,255	↑
Variance since March 2017	(6.6%)	↓



ACTIVITY

Cumulative percentage of contracted UDA delivered 2017 & 2018



Month	Adjusted Scheduled Activity (UDA)	
	2017	2018
April	-4	138
May	841	675
June	923	674
July	1,088	1,214
August	1,779	1,797
September	2,716	2,393
October	3,408	3,428
November	4,569	3,453
December	5,008	4,170
January	6,216	5,174
February	7,058	5,990
March	7,209	6,650
April	7,288	
May	7,373	
June	7,373	

QUALITY

	Quantity	Base Number	Contract	AT	Region	England
% of FP17s for the same patient ID Re-attending within 3 months - Children	68	890	7.6%	10.5%	11.5%	11.9%
% of FP17s for the same patient ID Re-attending within 3 months - Adults	216	1,457	14.8%	16.1%	16.8%	16.0%
% of FP17s for the same patient ID Re-attending between 3 & 9 months - Children	327	890	36.7%	43.4%	47.7%	58.3%
% of FP17s for the same patient ID Re-attending between 3 & 9 months - Adults	350	1,457	24.0%	35.8%	38.2%	50.3%
% of FP17s for Band 1 Urgent Courses	270	2,284	11.8%	10.9%	10.6%	9.1%
% of FP17s Relating to Free Repair or Replacements	0	2,284	0.0%	0.5%	0.6%	0.8%
% of FP17s Relating to Continuations	1	2,284	0.0%	0.7%	0.8%	1.0%
% of Patients satisfied with the dentistry they have received	1	2	N/A	89.7%	89.3%	91.5%
% of Patients satisfied with the time they had to wait for an appointment	1	2	N/A	82.7%	84.4%	87.9%

* This is based on patients treated on this contract for their most recent course of treatment. Figures in italics indicate the base number of FP17s or Patient Questionnaire responses are less than 100. N/A is shown where the base number of responses is less than 10 during the period. % is calculated as Quantity/Base number*100

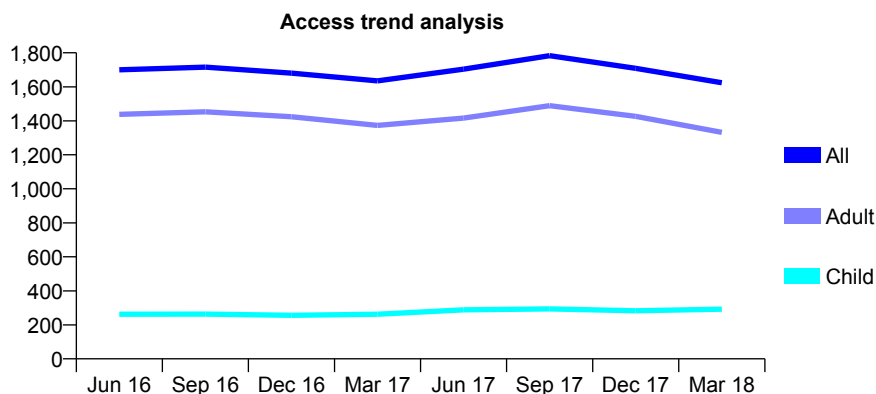
Q61 - Vital Signs At a Glance Contract Report for 137871/0001 - March 2018

Name or company name	Harpinder Dhamu and Geo Vellappany Mat
Contract type name	Pilot Contract
Purpose of contract	General
Contract start date	01/05/2014
Contract end date	

17/18 Contracted general activity (UDA)	3,252
Carry forward general activity (UDA)	0
17/18 Contracted orthodontic activity (UOA)	0
Carry forward orthodontic activity (UOA)	0
Baseline contract value	£172,892.91

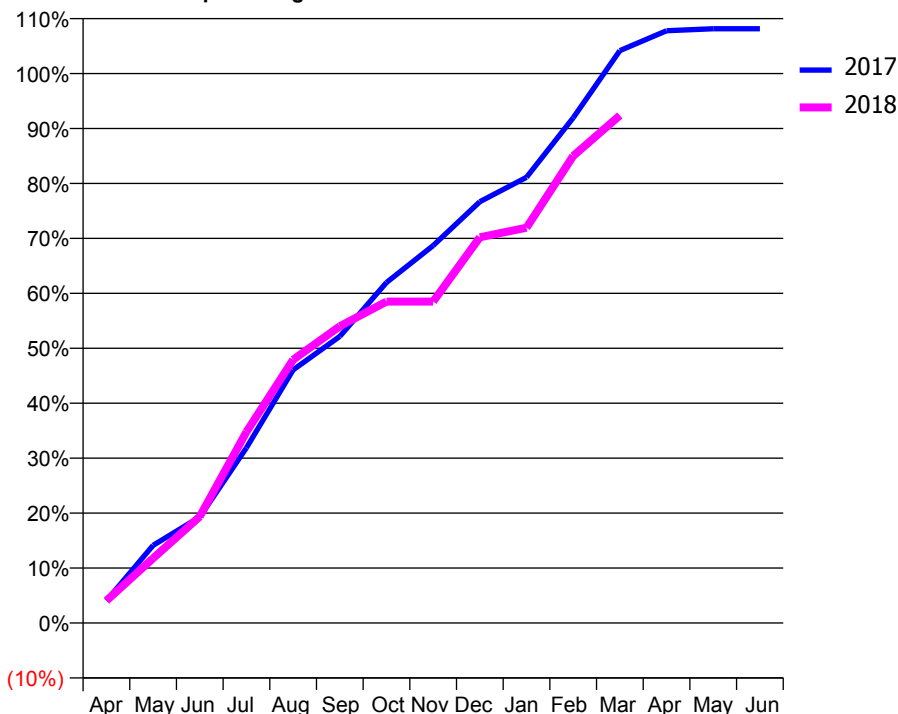
ACCESS*

Patients seen in 24 months	Total	Change since previous quarter
Quarter ending March 2017	1,635	
Quarter ending June 2017	1,704	↑
Quarter ending September 2017	1,783	↑
Quarter ending December 2017	1,709	↓
Quarter ending March 2018	1,624	↓
Variance since March 2017	(0.7%)	→



ACTIVITY

Cumulative percentage of contracted UDA delivered 2017 & 2018



Adjusted Scheduled Activity (UDA)

Month	2017	2018
April	132	132
May	460	383
June	628	630
July	1,037	1,132
August	1,498	1,558
September	1,696	1,756
October	2,015	1,903
November	2,233	1,903
December	2,493	2,283
January	2,637	2,340
February	2,990	2,764
March	3,388	3,004
April	3,505	
May	3,517	
June	3,517	

QUALITY

	Quantity	Base Number	Contract	AT	Region	England
% of FP17s for the same patient ID Re-attending within 3 months - Children	11	306	3.6%	10.5%	11.5%	11.9%
% of FP17s for the same patient ID Re-attending within 3 months - Adults	85	1,100	7.7%	16.1%	16.8%	16.0%
% of FP17s for the same patient ID Re-attending between 3 & 9 months - Children	107	306	35.0%	43.4%	47.7%	58.3%
% of FP17s for the same patient ID Re-attending between 3 & 9 months - Adults	185	1,100	16.8%	35.8%	38.2%	50.3%
% of FP17s for Band 1 Urgent Courses	123	1,143	10.8%	10.9%	10.6%	9.1%
% of FP17s Relating to Free Repair or Replacements	2	1,143	0.2%	0.5%	0.6%	0.8%
% of FP17s Relating to Continuations	1	1,143	0.1%	0.7%	0.8%	1.0%
% of Patients satisfied with the dentistry they have received	2	2	N/A	89.7%	89.3%	91.5%
% of Patients satisfied with the time they had to wait for an appointment	1	2	N/A	82.7%	84.4%	87.9%

* This is based on patients treated on this contract for their most recent course of treatment. Figures in italics indicate the base number of FP17s or Patient Questionnaire responses are less than 100. N/A is shown where the base number of responses is less than 10 during the period. % is calculated as Quantity/Base number*100

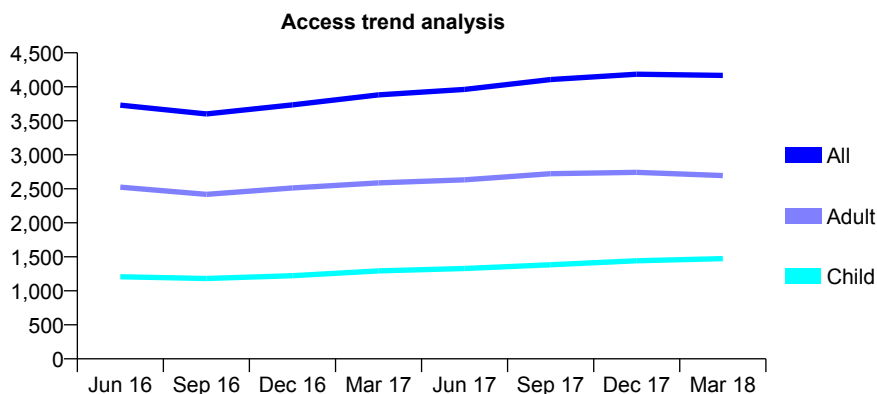
Q61 - Vital Signs At a Glance Contract Report for 137901/0001 - March 2018

Name or company name	Smiles Dental Care Limited
Contract type name	GDS Contract
Purpose of contract	General
Contract start date	01/04/2014
Contract end date	

17/18 Contracted general activity (UDA)	7,500
Carry forward general activity (UDA)	-150
17/18 Contracted orthodontic activity (UOA)	0
Carry forward orthodontic activity (UOA)	0
Baseline contract value	£207,547.18

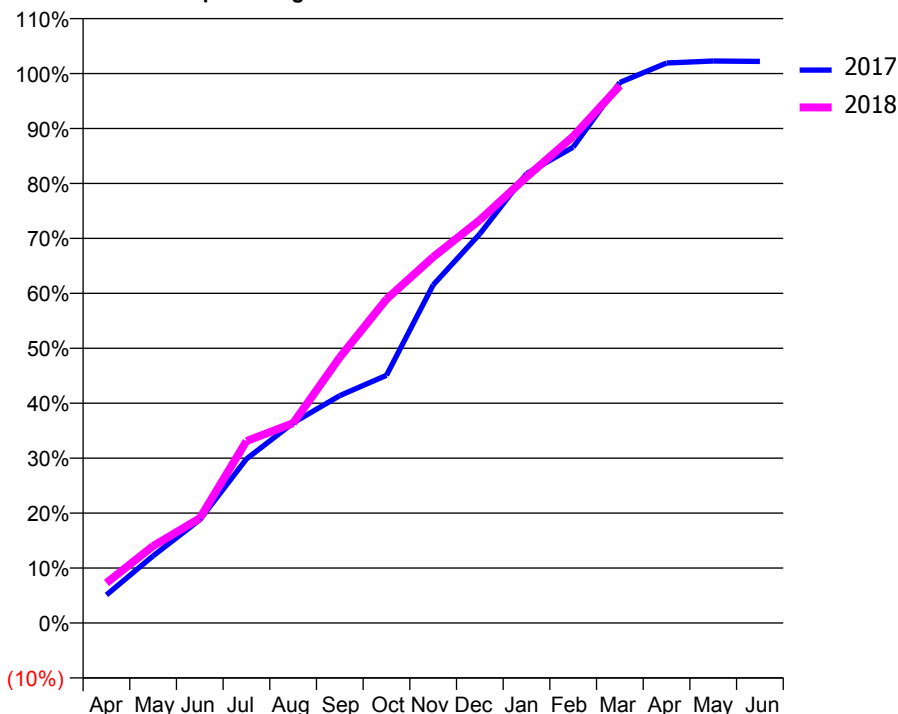
ACCESS*

Patients seen in 24 months	Total	Change since previous quarter
Quarter ending March 2017	3,881	
Quarter ending June 2017	3,961	↑
Quarter ending September 2017	4,106	↑
Quarter ending December 2017	4,185	→
Quarter ending March 2018	4,168	→
Variance since March 2017	7.4%	↑



ACTIVITY

Cumulative percentage of contracted UDA delivered 2017 & 2018



Month	Adjusted Scheduled Activity (UDA)	
	2017	2018
April	382	547
May	917	1,052
June	1,409	1,429
July	2,239	2,483
August	2,731	2,726
September	3,104	3,627
October	3,380	4,420
November	4,614	4,996
December	5,311	5,500
January	6,132	6,086
February	6,494	6,642
March	7,377	7,336
April	7,643	
May	7,670	
June	7,665	

QUALITY

	Quantity	Base Number	Contract	AT	Region	England
% of FP17s for the same patient ID Re-attending within 3 months - Children	47	1,877	2.5%	10.5%	11.5%	11.9%
% of FP17s for the same patient ID Re-attending within 3 months - Adults	122	2,566	4.8%	16.1%	16.8%	16.0%
% of FP17s for the same patient ID Re-attending between 3 & 9 months - Children	1,031	1,877	54.9%	43.4%	47.7%	58.3%
% of FP17s for the same patient ID Re-attending between 3 & 9 months - Adults	1,079	2,566	42.0%	35.8%	38.2%	50.3%
% of FP17s for Band 1 Urgent Courses	194	3,798	5.1%	10.9%	10.6%	9.1%
% of FP17s Relating to Free Repair or Replacements	14	3,798	0.4%	0.5%	0.6%	0.8%
% of FP17s Relating to Continuations	2	3,798	0.1%	0.7%	0.8%	1.0%
% of Patients satisfied with the dentistry they have received	4	4	N/A	89.7%	89.3%	91.5%
% of Patients satisfied with the time they had to wait for an appointment	4	4	N/A	82.7%	84.4%	87.9%

* This is based on patients treated on this contract for their most recent course of treatment. Figures in italics indicate the base number of FP17s or Patient Questionnaire responses are less than 100. N/A is shown where the base number of responses is less than 10 during the period. % is calculated as Quantity/Base number*100

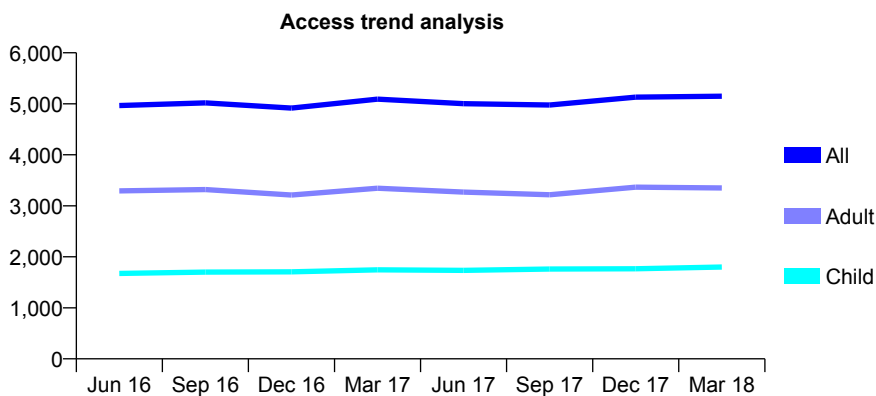
Q61 - Vital Signs At a Glance Contract Report for 138037/0001 - March 2018

Name or company name	Mr Punit Shah, Mrs Priya Punit Shah
Contract type name	GDS Contract
Purpose of contract	General
Contract start date	10/02/2014
Contract end date	

17/18 Contracted general activity (UDA)	7,567
Carry forward general activity (UDA)	-18
17/18 Contracted orthodontic activity (UOA)	0
Carry forward orthodontic activity (UOA)	0
Baseline contract value	£227,455.12

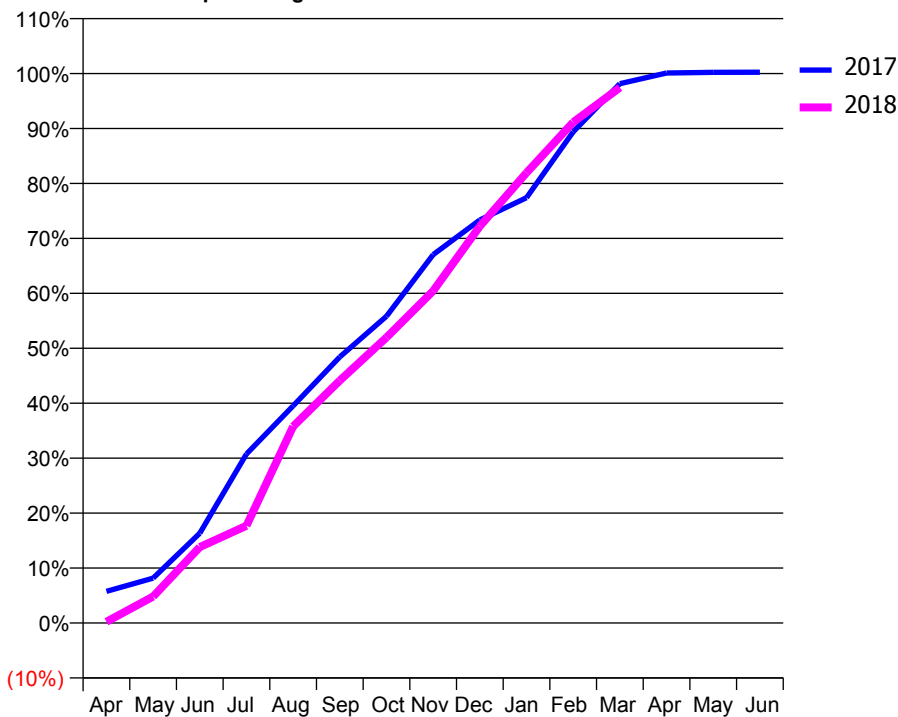
ACCESS*

Patients seen in 24 months	Total	Change since previous quarter
Quarter ending March 2017	5,092	
Quarter ending June 2017	5,002	↓
Quarter ending September 2017	4,976	→
Quarter ending December 2017	5,131	↑
Quarter ending March 2018	5,149	→
Variance since March 2017	1.1%	→



ACTIVITY

Cumulative percentage of contracted UDA delivered 2017 & 2018



Month	Adjusted Scheduled Activity (UDA)	
	2017	2018
April	437	18
May	617	365
June	1,237	1,047
July	2,327	1,339
August	2,990	2,707
September	3,665	3,338
October	4,224	3,933
November	5,072	4,574
December	5,550	5,463
January	5,857	6,200
February	6,764	6,896
March	7,428	7,374
April	7,574	
May	7,582	
June	7,585	

QUALITY

	Quantity	Base Number	Contract	AT	Region	England
% of FP17s for the same patient ID Re-attending within 3 months - Children	114	2,063	5.5%	10.5%	11.5%	11.9%
% of FP17s for the same patient ID Re-attending within 3 months - Adults	305	2,802	10.9%	16.1%	16.8%	16.0%
% of FP17s for the same patient ID Re-attending between 3 & 9 months - Children	734	2,063	35.6%	43.4%	47.7%	58.3%
% of FP17s for the same patient ID Re-attending between 3 & 9 months - Adults	580	2,802	20.7%	35.8%	38.2%	50.3%
% of FP17s for Band 1 Urgent Courses	379	4,181	9.1%	10.9%	10.6%	9.1%
% of FP17s Relating to Free Repair or Replacements	11	4,181	0.3%	0.5%	0.6%	0.8%
% of FP17s Relating to Continuations	41	4,181	1.0%	0.7%	0.8%	1.0%
% of Patients satisfied with the dentistry they have received	6	6	N/A	89.7%	89.3%	91.5%
% of Patients satisfied with the time they had to wait for an appointment	5	6	N/A	82.7%	84.4%	87.9%

* This is based on patients treated on this contract for their most recent course of treatment. Figures in italics indicate the base number of FP17s or Patient Questionnaire responses are less than 100. N/A is shown where the base number of responses is less than 10 during the period. % is calculated as Quantity/Base number*100

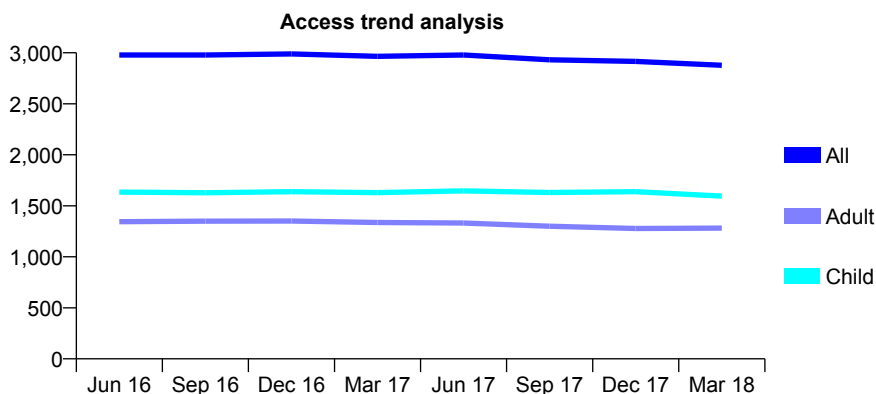
Q61 - Vital Signs At a Glance Contract Report for 139262/0001 - March 2018

Name or company name	St Johns Dental Practice Limited
Contract type name	GDS Contract
Purpose of contract	General
Contract start date	01/12/2011
Contract end date	

17/18 Contracted general activity (UDA)	7,247
Carry forward general activity (UDA)	0
17/18 Contracted orthodontic activity (UOA)	0
Carry forward orthodontic activity (UOA)	0
Baseline contract value	£160,112.86

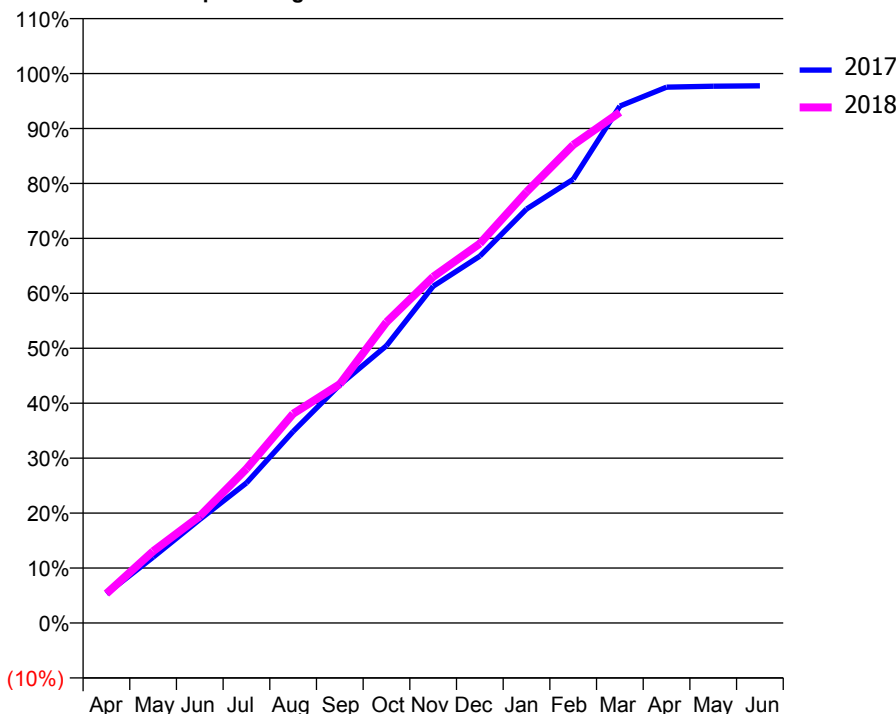
ACCESS*

Patients seen in 24 months	Total	Change since previous quarter
Quarter ending March 2017	2,966	
Quarter ending June 2017	2,979	→
Quarter ending September 2017	2,931	↓
Quarter ending December 2017	2,916	→
Quarter ending March 2018	2,878	↓
Variance since March 2017	(3.0%)	↓



ACTIVITY

Cumulative percentage of contracted UDA delivered 2017 & 2018



Adjusted Scheduled Activity (UDA)

Month	2017	2018
April	386	388
May	868	947
June	1,366	1,409
July	1,848	2,034
August	2,525	2,761
September	3,142	3,150
October	3,658	3,968
November	4,441	4,567
December	4,839	5,004
January	5,460	5,685
February	5,852	6,305
March	6,817	6,736
April	7,067	
May	7,079	
June	7,085	

QUALITY

	Quantity	Base Number	Contract	AT	Region	England
% of FP17s for the same patient ID Re-attending within 3 months - Children	233	2,707	8.6%	10.5%	11.5%	11.9%
% of FP17s for the same patient ID Re-attending within 3 months - Adults	249	1,666	14.9%	16.1%	16.8%	16.0%
% of FP17s for the same patient ID Re-attending between 3 & 9 months - Children	1,840	2,707	68.0%	43.4%	47.7%	58.3%
% of FP17s for the same patient ID Re-attending between 3 & 9 months - Adults	1,006	1,666	60.4%	35.8%	38.2%	50.3%
% of FP17s for Band 1 Urgent Courses	207	4,206	4.9%	10.9%	10.6%	9.1%
% of FP17s Relating to Free Repair or Replacements	2	4,206	0.0%	0.5%	0.6%	0.8%
% of FP17s Relating to Continuations	1	4,206	0.0%	0.7%	0.8%	1.0%
% of Patients satisfied with the dentistry they have received	1	1	N/A	89.7%	89.3%	91.5%
% of Patients satisfied with the time they had to wait for an appointment	1	1	N/A	82.7%	84.4%	87.9%

* This is based on patients treated on this contract for their most recent course of treatment. Figures in italics indicate the base number of FP17s or Patient Questionnaire responses are less than 100. N/A is shown where the base number of responses is less than 10 during the period. % is calculated as Quantity/Base number*100

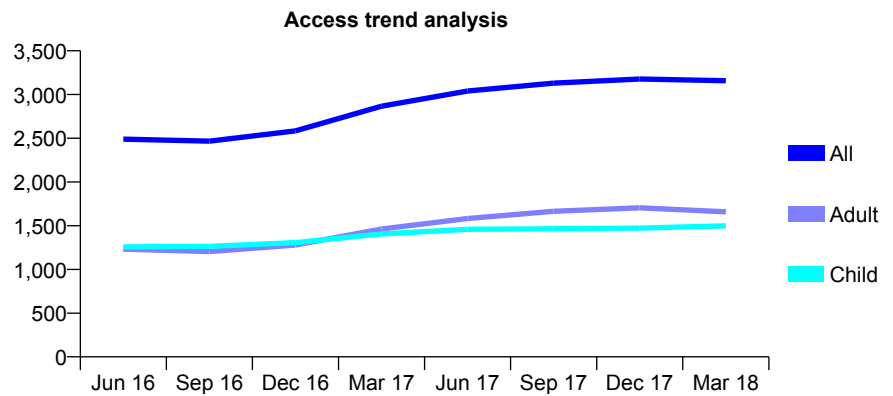
Q61 - Vital Signs At a Glance Contract Report for 140252/0001 - March 2018

Name or company name	Mrs S Talwar & Dr R Khera
Contract type name	GDS Contract
Purpose of contract	General and Orthodontic
Contract start date	10/01/2009
Contract end date	

17/18 Contracted general activity (UDA)	3,745
Carry forward general activity (UDA)	-75
17/18 Contracted orthodontic activity (UOA)	2,645
Carry forward orthodontic activity (UOA)	4
Baseline contract value	£272,916.70

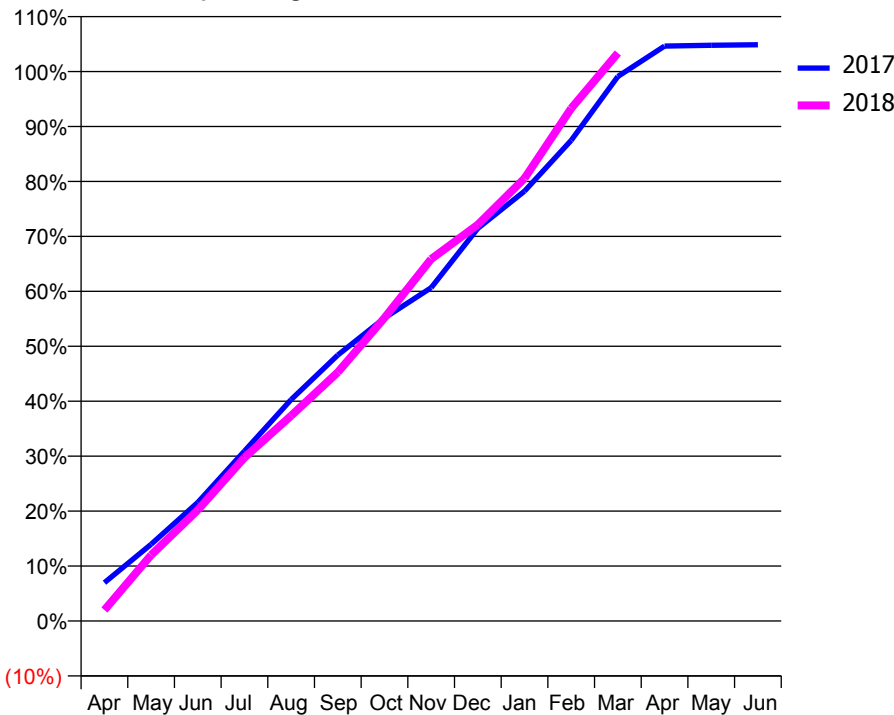
ACCESS*

Patients seen in 24 months	Total	Change since previous quarter
Quarter ending March 2017	2,867	
Quarter ending June 2017	3,040	↑
Quarter ending September 2017	3,130	↑
Quarter ending December 2017	3,177	→
Quarter ending March 2018	3,158	→
Variance since March 2017	10.1%	↑



ACTIVITY

Cumulative percentage of contracted UDA delivered 2017 & 2018



Month	Adjusted Scheduled Activity (UDA)	
	2017	2018
April	261	75
May	523	449
June	808	757
July	1,158	1,114
August	1,509	1,399
September	1,813	1,696
October	2,065	2,067
November	2,271	2,467
December	2,676	2,701
January	2,930	3,016
February	3,276	3,494
March	3,711	3,871
April	3,918	
May	3,924	
June	3,927	

QUALITY

	Quantity	Base Number	Contract	AT	Region	England
% of FP17s for the same patient ID Re-attending within 3 months - Children	176	1,927	9.1%	10.5%	11.5%	11.9%
% of FP17s for the same patient ID Re-attending within 3 months - Adults	220	1,611	13.7%	16.1%	16.8%	16.0%
% of FP17s for the same patient ID Re-attending between 3 & 9 months - Children	553	1,927	28.7%	43.4%	47.7%	58.3%
% of FP17s for the same patient ID Re-attending between 3 & 9 months - Adults	471	1,611	29.2%	35.8%	38.2%	50.3%
% of FP17s for Band 1 Urgent Courses	203	1,853	11.0%	10.9%	10.6%	9.1%
% of FP17s Relating to Free Repair or Replacements	1	1,853	0.1%	0.5%	0.6%	0.8%
% of FP17s Relating to Continuations	17	1,853	0.9%	0.7%	0.8%	1.0%
% of Patients satisfied with the dentistry they have received	1	1	N/A	89.7%	89.3%	91.5%
% of Patients satisfied with the time they had to wait for an appointment	1	1	N/A	82.7%	84.4%	87.9%

* This is based on patients treated on this contract for their most recent course of treatment. Figures in italics indicate the base number of FP17s or Patient Questionnaire responses are less than 100. N/A is shown where the base number of responses is less than 10 during the period. % is calculated as Quantity/Base number*100

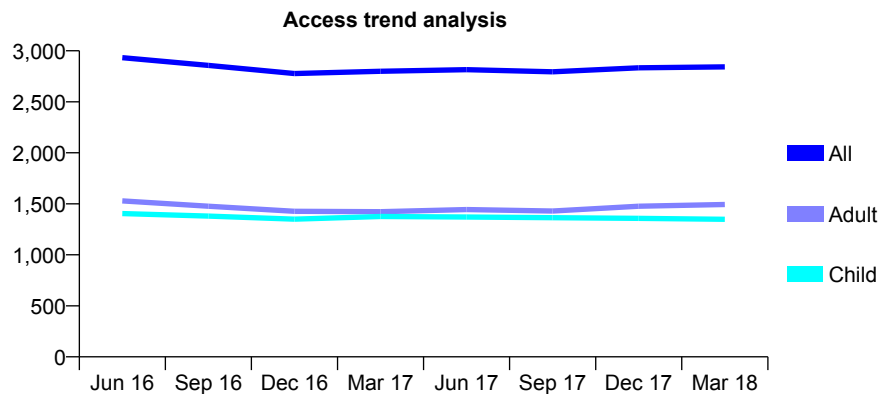
Q61 - Vital Signs At a Glance Contract Report for 140473/0001 - March 2018

Name or company name	Barnet Smiles Dental Care Limited
Contract type name	GDS Contract
Purpose of contract	General
Contract start date	01/04/2014
Contract end date	

17/18 Contracted general activity (UDA)	7,560
Carry forward general activity (UDA)	-86
17/18 Contracted orthodontic activity (UOA)	0
Carry forward orthodontic activity (UOA)	0
Baseline contract value	£189,306.23

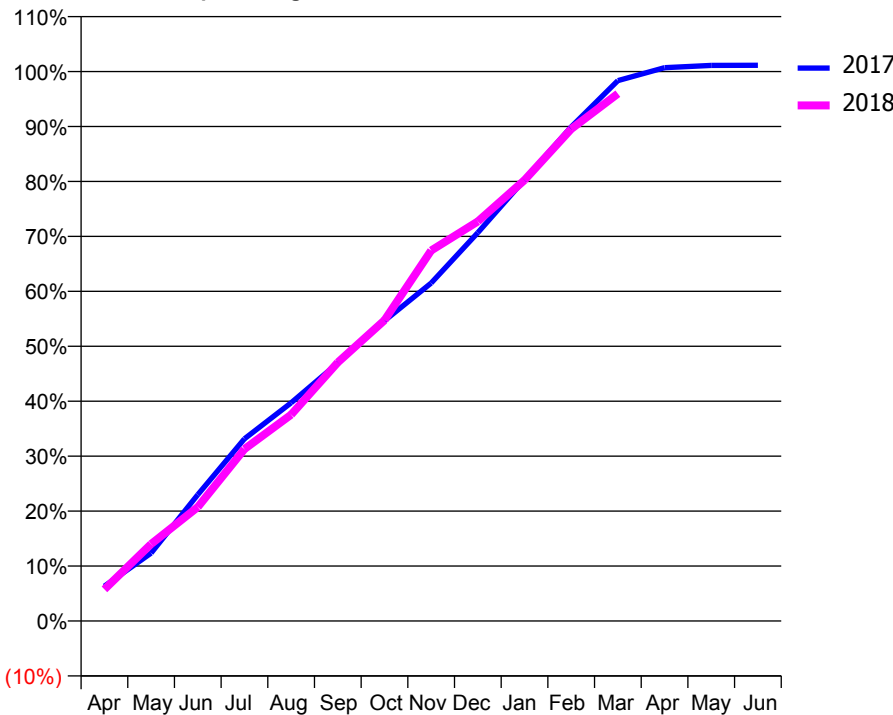
ACCESS*

Patients seen in 24 months	Total	Change since previous quarter
Quarter ending March 2017	2,799	
Quarter ending June 2017	2,815	→
Quarter ending September 2017	2,794	→
Quarter ending December 2017	2,833	→
Quarter ending March 2018	2,842	→
Variance since March 2017	1.5%	→



ACTIVITY

Cumulative percentage of contracted UDA delivered 2017 & 2018



Month	Adjusted Scheduled Activity (UDA)	
	2017	2018
April	480	436
May	934	1,059
June	1,738	1,567
July	2,508	2,366
August	3,003	2,840
September	3,550	3,558
October	4,130	4,139
November	4,649	5,098
December	5,343	5,498
January	6,071	6,065
February	6,798	6,769
March	7,435	7,255
April	7,612	
May	7,644	
June	7,646	

QUALITY

	Quantity	Base Number	Contract	AT	Region	England
% of FP17s for the same patient ID Re-attending within 3 months - Children	130	1,939	6.7%	10.5%	11.5%	11.9%
% of FP17s for the same patient ID Re-attending within 3 months - Adults	340	1,909	17.8%	16.1%	16.8%	16.0%
% of FP17s for the same patient ID Re-attending between 3 & 9 months - Children	1,231	1,939	63.5%	43.4%	47.7%	58.3%
% of FP17s for the same patient ID Re-attending between 3 & 9 months - Adults	857	1,909	44.9%	35.8%	38.2%	50.3%
% of FP17s for Band 1 Urgent Courses	273	3,758	7.3%	10.9%	10.6%	9.1%
% of FP17s Relating to Free Repair or Replacements	20	3,758	0.5%	0.5%	0.6%	0.8%
% of FP17s Relating to Continuations	5	3,758	0.1%	0.7%	0.8%	1.0%
% of Patients satisfied with the dentistry they have received	0	0	N/A	89.7%	89.3%	91.5%
% of Patients satisfied with the time they had to wait for an appointment	0	0	N/A	82.7%	84.4%	87.9%

* This is based on patients treated on this contract for their most recent course of treatment. Figures in italics indicate the base number of FP17s or Patient Questionnaire responses are less than 100. N/A is shown where the base number of responses is less than 10 during the period. % is calculated as Quantity/Base number*100

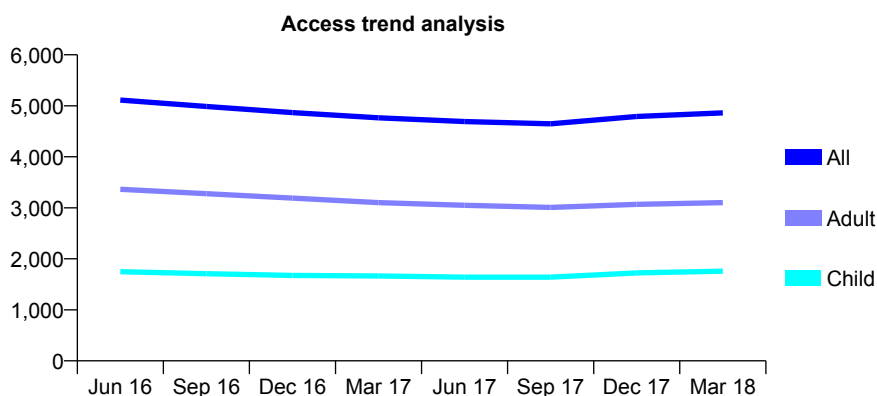
Q61 - Vital Signs At a Glance Contract Report for 140740/0001 - March 2018

Name or company name	Mr S Atkar
Contract type name	GDS Contract
Purpose of contract	General
Contract start date	01/09/2012
Contract end date	

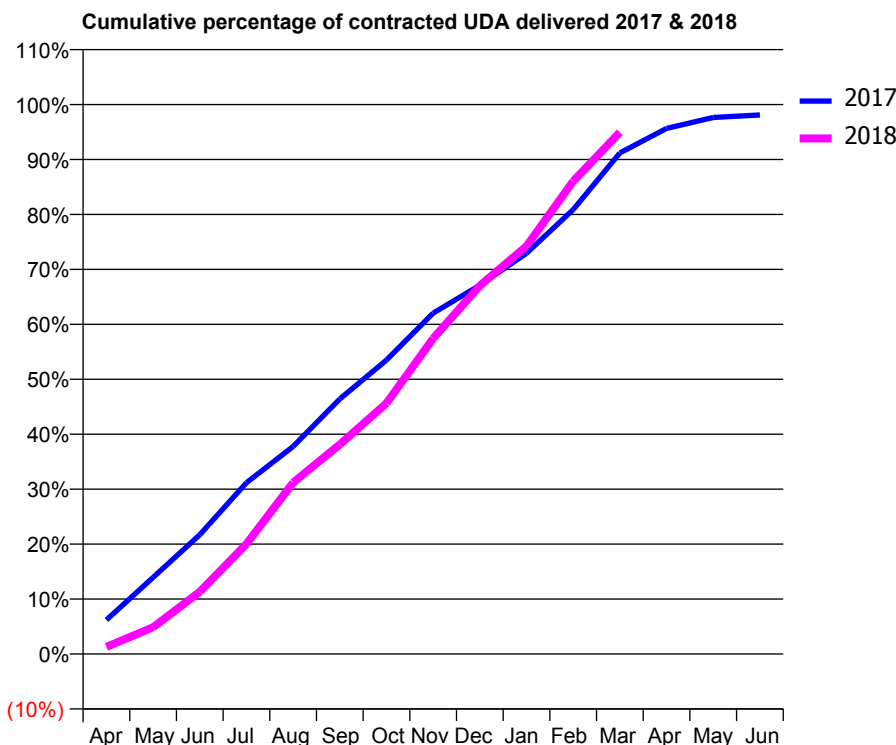
17/18 Contracted general activity (UDA)	13,433
Carry forward general activity (UDA)	257
17/18 Contracted orthodontic activity (UOA)	0
Carry forward orthodontic activity (UOA)	0
Baseline contract value	£406,006.61

ACCESS*

Patients seen in 24 months	Total	Change since previous quarter
Quarter ending March 2017	4,765	
Quarter ending June 2017	4,691	↓
Quarter ending September 2017	4,648	→
Quarter ending December 2017	4,792	↑
Quarter ending March 2018	4,862	→
Variance since March 2017	2.0%	↑



ACTIVITY



Month	Adjusted Scheduled Activity (UDA)	
	2017	2018
April	833	175
May	1,874	653
June	2,916	1,521
July	4,186	2,691
August	5,073	4,190
September	6,233	5,124
October	7,187	6,131
November	8,333	7,715
December	9,016	9,006
January	9,798	9,969
February	10,864	11,558
March	12,249	12,754
April	12,849	
May	13,114	
June	13,176	

QUALITY

	Quantity	Base Number	Contract	AT	Region	England
% of FP17s for the same patient ID Re-attending within 3 months - Children	139	2,428	5.7%	10.5%	11.5%	11.9%
% of FP17s for the same patient ID Re-attending within 3 months - Adults	439	4,118	10.7%	16.1%	16.8%	16.0%
% of FP17s for the same patient ID Re-attending between 3 & 9 months - Children	1,268	2,428	52.2%	43.4%	47.7%	58.3%
% of FP17s for the same patient ID Re-attending between 3 & 9 months - Adults	2,194	4,118	53.3%	35.8%	38.2%	50.3%
% of FP17s for Band 1 Urgent Courses	312	5,652	5.5%	10.9%	10.6%	9.1%
% of FP17s Relating to Free Repair or Replacements	12	5,652	0.2%	0.5%	0.6%	0.8%
% of FP17s Relating to Continuations	21	5,652	0.4%	0.7%	0.8%	1.0%
% of Patients satisfied with the dentistry they have received	1	1	N/A	89.7%	89.3%	91.5%
% of Patients satisfied with the time they had to wait for an appointment	1	1	N/A	82.7%	84.4%	87.9%

* This is based on patients treated on this contract for their most recent course of treatment. Figures in italics indicate the base number of FP17s or Patient Questionnaire responses are less than 100. N/A is shown where the base number of responses is less than 10 during the period. % is calculated as Quantity/Base number*100

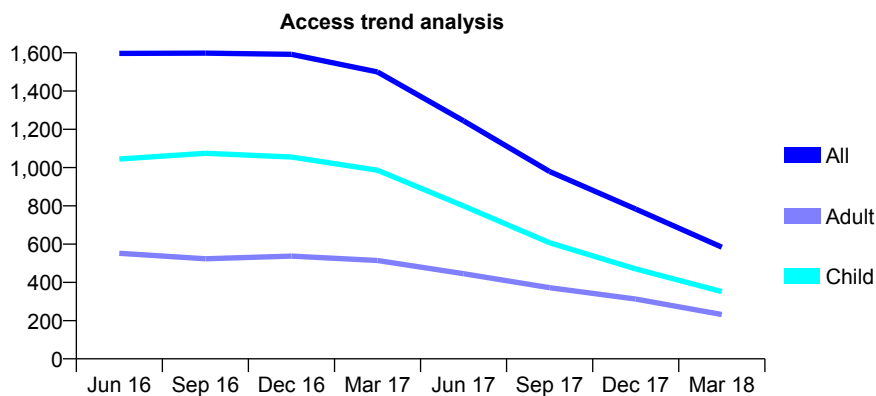
Q61 - Vital Signs At a Glance Contract Report for 141046/0001 - March 2018

Name or company name	E Kent Salaried Primary Care Dental
Contract type name	PDS Contract
Purpose of contract	General
Contract start date	01/02/2011
Contract end date	31/01/2021

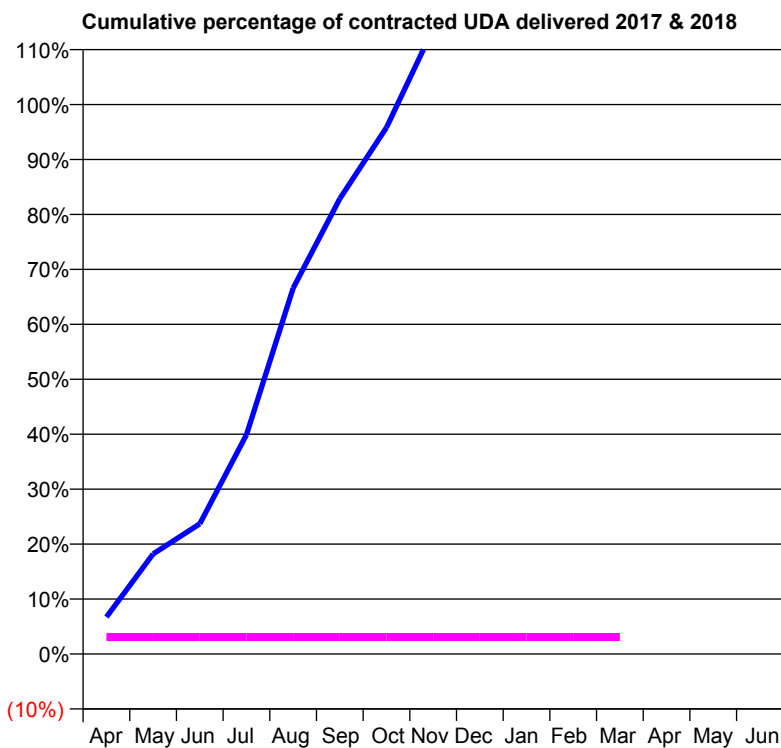
17/18 Contracted general activity (UDA)	2,095
Carry forward general activity (UDA)	-42
17/18 Contracted orthodontic activity (UOA)	0
Carry forward orthodontic activity (UOA)	0
Baseline contract value	£1,791,833.09

ACCESS*

Patients seen in 24 months	Total	Change since previous quarter
Quarter ending March 2017	1,500	
Quarter ending June 2017	1,244	↓
Quarter ending September 2017	979	↓
Quarter ending December 2017	783	↓
Quarter ending March 2018	584	↓
Variance since March 2017	(61.1%)	↓



ACTIVITY



Month	Adjusted Scheduled Activity (UDA)	
	2017	2018
April	141	65
May	382	65
June	496	65
July	836	65
August	1,395	65
September	1,736	65
October	2,007	65
November	2,382	65
December	2,694	65
January	3,029	65
February	3,291	65
March	3,489	65
April	3,628	
May	3,628	
June	3,628	

QUALITY

	Quantity	Base Number	Contract	AT	Region	England
% of FP17s for the same patient ID Re-attending within 3 months - Children	6	54	11.1%	10.5%	11.5%	11.9%
% of FP17s for the same patient ID Re-attending within 3 months - Adults	1	21	4.8%	16.1%	16.8%	16.0%
% of FP17s for the same patient ID Re-attending between 3 & 9 months - Children	7	54	13.0%	43.4%	47.7%	58.3%
% of FP17s for the same patient ID Re-attending between 3 & 9 months - Adults	4	21	19.0%	35.8%	38.2%	50.3%
% of FP17s for Band 1 Urgent Courses	4	12	33.3%	10.9%	10.6%	9.1%
% of FP17s Relating to Free Repair or Replacements	0	12	0.0%	0.5%	0.6%	0.8%
% of FP17s Relating to Continuations	0	12	0.0%	0.7%	0.8%	1.0%
% of Patients satisfied with the dentistry they have received	0	0	N/A	89.7%	89.3%	91.5%
% of Patients satisfied with the time they had to wait for an appointment	0	0	N/A	82.7%	84.4%	87.9%

* This is based on patients treated on this contract for their most recent course of treatment. Figures in italics indicate the base number of FP17s or Patient Questionnaire responses are less than 100. N/A is shown where the base number of responses is less than 10 during the period. % is calculated as Quantity/Base number*100

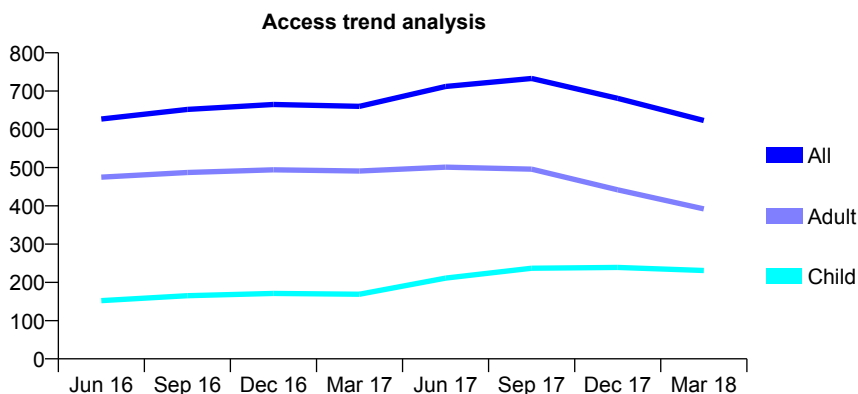
Q61 - Vital Signs At a Glance Contract Report for 141798/0001 - March 2018

Name or company name	Noorani, Noorani
Contract type name	GDS Contract
Purpose of contract	General
Contract start date	01/07/2015
Contract end date	

17/18 Contracted general activity (UDA)	2,074
Carry forward general activity (UDA)	0
17/18 Contracted orthodontic activity (UOA)	0
Carry forward orthodontic activity (UOA)	0
Baseline contract value	£50,100.74

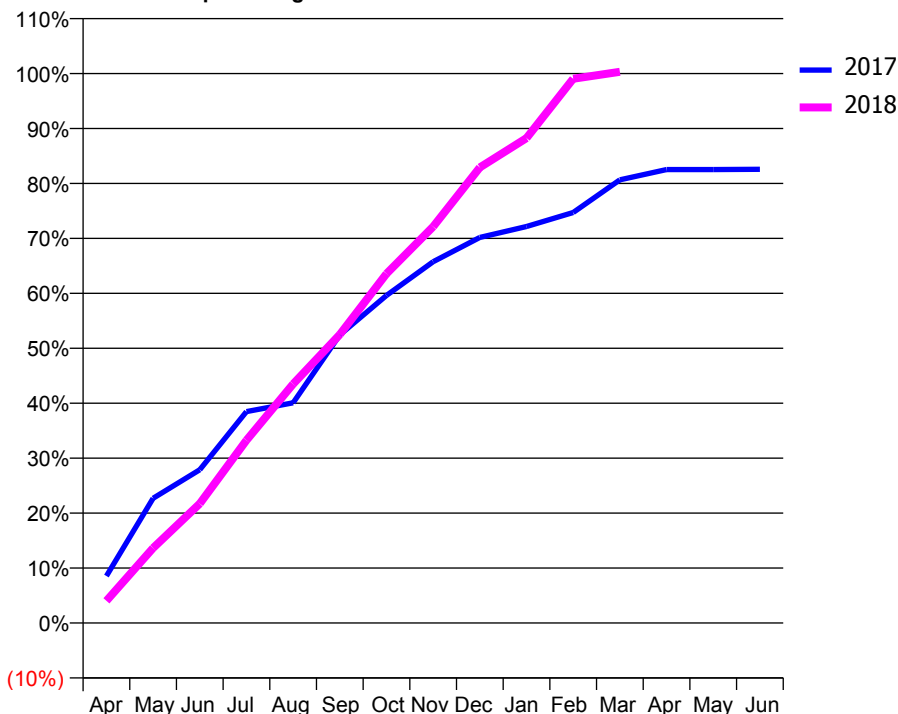
ACCESS*

Patients seen in 24 months	Total	Change since previous quarter
Quarter ending March 2017	660	
Quarter ending June 2017	712	↑
Quarter ending September 2017	733	↑
Quarter ending December 2017	681	↓
Quarter ending March 2018	623	↓
Variance since March 2017	(5.6%)	↓



ACTIVITY

Cumulative percentage of contracted UDA delivered 2017 & 2018



Adjusted Scheduled Activity (UDA)

Month	2017	2018
April	177	84
May	471	283
June	578	451
July	798	690
August	831	902
September	1,087	1,089
October	1,236	1,319
November	1,364	1,496
December	1,455	1,719
January	1,496	1,830
February	1,549	2,054
March	1,673	2,081
April	1,711	
May	1,711	
June	1,712	

QUALITY

	Quantity	Base Number	Contract	AT	Region	England
% of FP17s for the same patient ID Re-attending within 3 months - Children	22	296	7.4%	10.5%	11.5%	11.9%
% of FP17s for the same patient ID Re-attending within 3 months - Adults	120	513	23.4%	16.1%	16.8%	16.0%
% of FP17s for the same patient ID Re-attending between 3 & 9 months - Children	118	296	39.9%	43.4%	47.7%	58.3%
% of FP17s for the same patient ID Re-attending between 3 & 9 months - Adults	202	513	39.4%	35.8%	38.2%	50.3%
% of FP17s for Band 1 Urgent Courses	103	790	13.0%	10.9%	10.6%	9.1%
% of FP17s Relating to Free Repair or Replacements	1	790	0.1%	0.5%	0.6%	0.8%
% of FP17s Relating to Continuations	9	790	1.1%	0.7%	0.8%	1.0%
% of Patients satisfied with the dentistry they have received	0	0	N/A	89.7%	89.3%	91.5%
% of Patients satisfied with the time they had to wait for an appointment	0	0	N/A	82.7%	84.4%	87.9%

* This is based on patients treated on this contract for their most recent course of treatment. Figures in italics indicate the base number of FP17s or Patient Questionnaire responses are less than 100. N/A is shown where the base number of responses is less than 10 during the period. % is calculated as Quantity/Base number*100

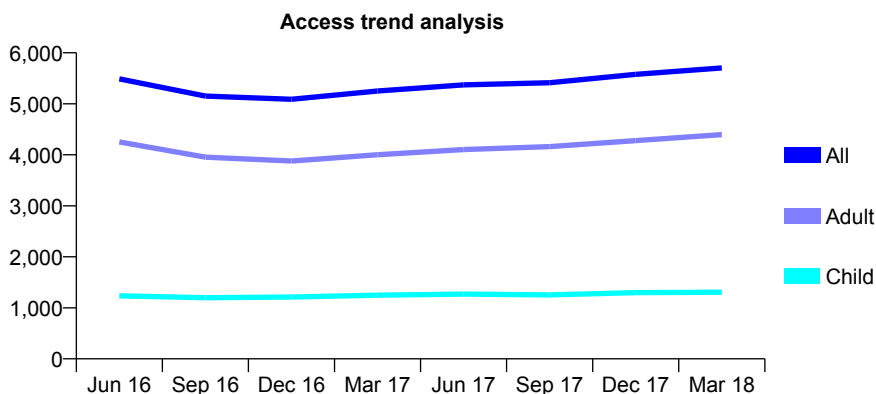
Q61 - Vital Signs At a Glance Contract Report for 142794/0001 - March 2018

Name or company name	Ace Dental
Contract type name	GDS Contract
Purpose of contract	General
Contract start date	01/04/2010
Contract end date	

17/18 Contracted general activity (UDA)	15,340
Carry forward general activity (UDA)	-4
17/18 Contracted orthodontic activity (UOA)	0
Carry forward orthodontic activity (UOA)	0
Baseline contract value	£422,829.98

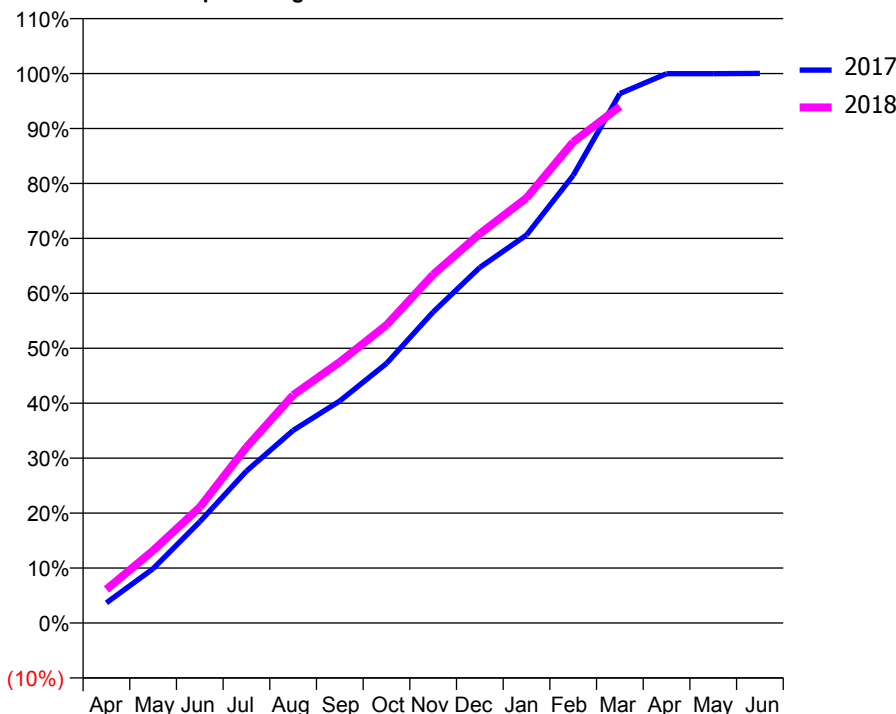
ACCESS*

Patients seen in 24 months	Total	Change since previous quarter
Quarter ending March 2017	5,251	
Quarter ending June 2017	5,372	↑
Quarter ending September 2017	5,413	→
Quarter ending December 2017	5,577	↑
Quarter ending March 2018	5,702	↑
Variance since March 2017	8.6%	↑



ACTIVITY

Cumulative percentage of contracted UDA delivered 2017 & 2018



Month	Adjusted Scheduled Activity (UDA)	
	2017	2018
April	565	942
May	1,515	2,023
June	2,829	3,232
July	4,240	4,909
August	5,377	6,364
September	6,200	7,287
October	7,245	8,320
November	8,682	9,731
December	9,926	10,868
January	10,832	11,866
February	12,495	13,429
March	14,781	14,420
April	15,336	
May	15,334	
June	15,344	

QUALITY

	Quantity	Base Number	Contract	AT	Region	England
% of FP17s for the same patient ID Re-attending within 3 months - Children	107	1,508	7.1%	10.5%	11.5%	11.9%
% of FP17s for the same patient ID Re-attending within 3 months - Adults	648	4,541	14.3%	16.1%	16.8%	16.0%
% of FP17s for the same patient ID Re-attending between 3 & 9 months - Children	654	1,508	43.4%	43.4%	47.7%	58.3%
% of FP17s for the same patient ID Re-attending between 3 & 9 months - Adults	1,407	4,541	31.0%	35.8%	38.2%	50.3%
% of FP17s for Band 1 Urgent Courses	791	5,842	13.5%	10.9%	10.6%	9.1%
% of FP17s Relating to Free Repair or Replacements	33	5,842	0.6%	0.5%	0.6%	0.8%
% of FP17s Relating to Continuations	36	5,842	0.6%	0.7%	0.8%	1.0%
% of Patients satisfied with the dentistry they have received	3	3	N/A	89.7%	89.3%	91.5%
% of Patients satisfied with the time they had to wait for an appointment	2	3	N/A	82.7%	84.4%	87.9%

* This is based on patients treated on this contract for their most recent course of treatment. Figures in italics indicate the base number of FP17s or Patient Questionnaire responses are less than 100. N/A is shown where the base number of responses is less than 10 during the period. % is calculated as Quantity/Base number*100

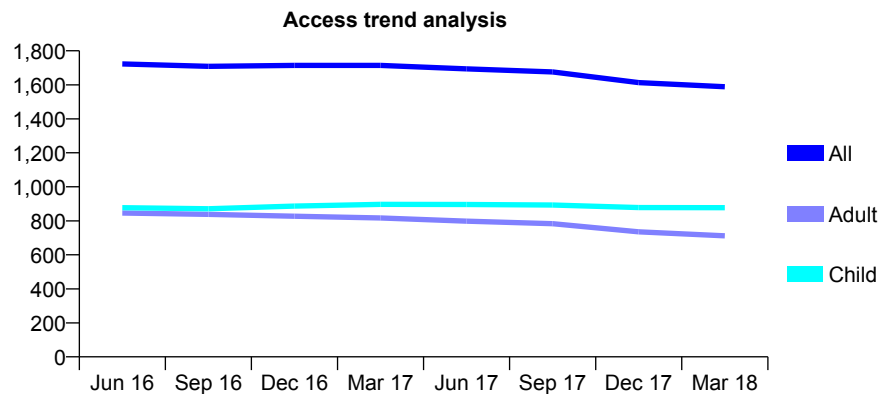
Q61 - Vital Signs At a Glance Contract Report for 143693/0003 - March 2018

Name or company name	Newham Family Dental Care Ltd
Contract type name	GDS Contract
Purpose of contract	General
Contract start date	12/03/2008
Contract end date	

17/18 Contracted general activity (UDA)	4,723
Carry forward general activity (UDA)	-94
17/18 Contracted orthodontic activity (UOA)	0
Carry forward orthodontic activity (UOA)	0
Baseline contract value	£211,443.60

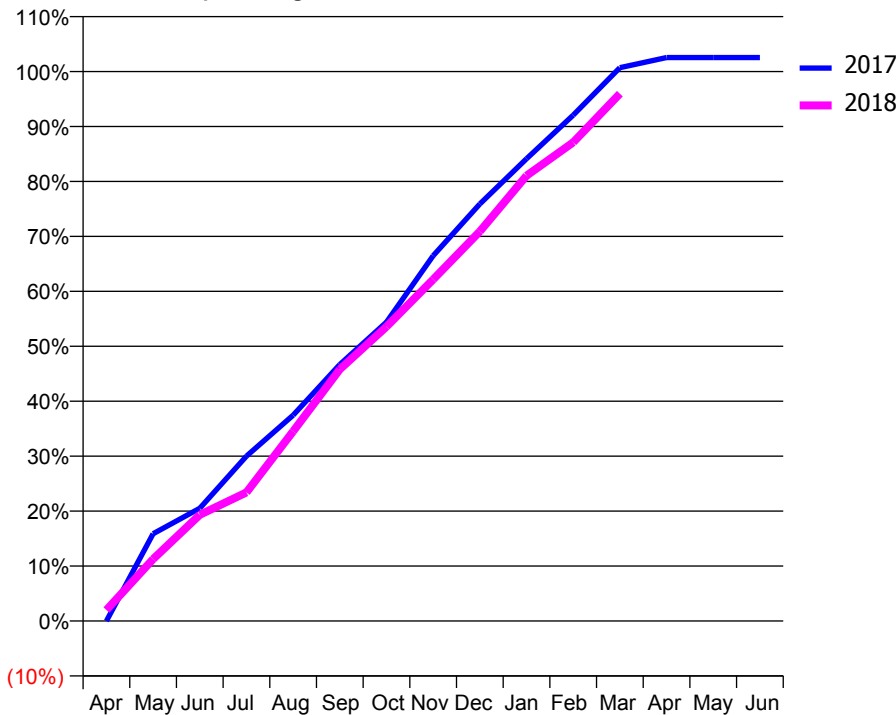
ACCESS*

Patients seen in 24 months	Total	Change since previous quarter
Quarter ending March 2017	1,714	
Quarter ending June 2017	1,694	↓
Quarter ending September 2017	1,676	↓
Quarter ending December 2017	1,613	↓
Quarter ending March 2018	1,589	↓
Variance since March 2017	(7.3%)	↓



ACTIVITY

Cumulative percentage of contracted UDA delivered 2017 & 2018



Month	Adjusted Scheduled Activity (UDA)	
	2017	2018
April	0	94
May	750	532
June	969	912
July	1,417	1,105
August	1,769	1,630
September	2,205	2,163
October	2,569	2,530
November	3,140	2,936
December	3,584	3,348
January	3,973	3,828
February	4,348	4,114
March	4,755	4,532
April	4,843	
May	4,843	
June	4,843	

QUALITY

	Quantity	Base Number	Contract	AT	Region	England
% of FP17s for the same patient ID Re-attending within 3 months - Children	161	1,278	12.6%	10.5%	11.5%	11.9%
% of FP17s for the same patient ID Re-attending within 3 months - Adults	37	618	6.0%	16.1%	16.8%	16.0%
% of FP17s for the same patient ID Re-attending between 3 & 9 months - Children	634	1,278	49.6%	43.4%	47.7%	58.3%
% of FP17s for the same patient ID Re-attending between 3 & 9 months - Adults	226	618	36.6%	35.8%	38.2%	50.3%
% of FP17s for Band 1 Urgent Courses	155	1,845	8.4%	10.9%	10.6%	9.1%
% of FP17s Relating to Free Repair or Replacements	4	1,845	0.2%	0.5%	0.6%	0.8%
% of FP17s Relating to Continuations	8	1,845	0.4%	0.7%	0.8%	1.0%
% of Patients satisfied with the dentistry they have received	2	2	N/A	89.7%	89.3%	91.5%
% of Patients satisfied with the time they had to wait for an appointment	2	2	N/A	82.7%	84.4%	87.9%

* This is based on patients treated on this contract for their most recent course of treatment. Figures in italics indicate the base number of FP17s or Patient Questionnaire responses are less than 100. N/A is shown where the base number of responses is less than 10 during the period. % is calculated as Quantity/Base number*100

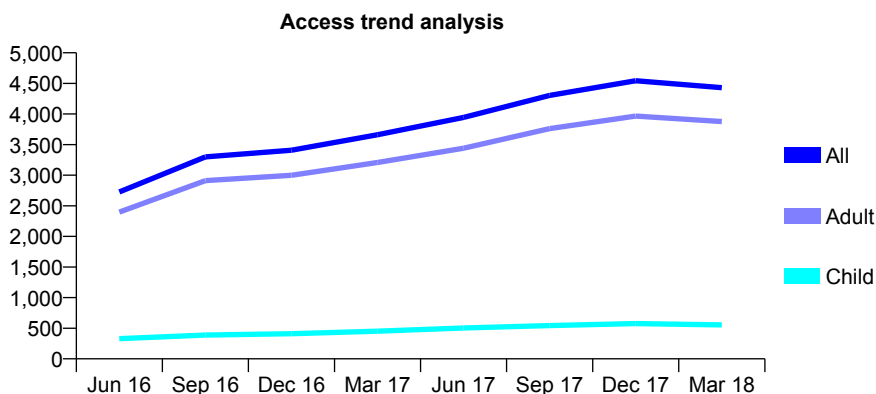
Q61 - Vital Signs At a Glance Contract Report for 143693/0004 - March 2018

Name or company name	Newham Family Dental Care Ltd
Contract type name	PDS Contract
Purpose of contract	General
Contract start date	01/04/2014
Contract end date	31/03/2024

17/18 Contracted general activity (UDA)	8,649
Carry forward general activity (UDA)	0
17/18 Contracted orthodontic activity (UOA)	0
Carry forward orthodontic activity (UOA)	0
Baseline contract value	£449,425.70

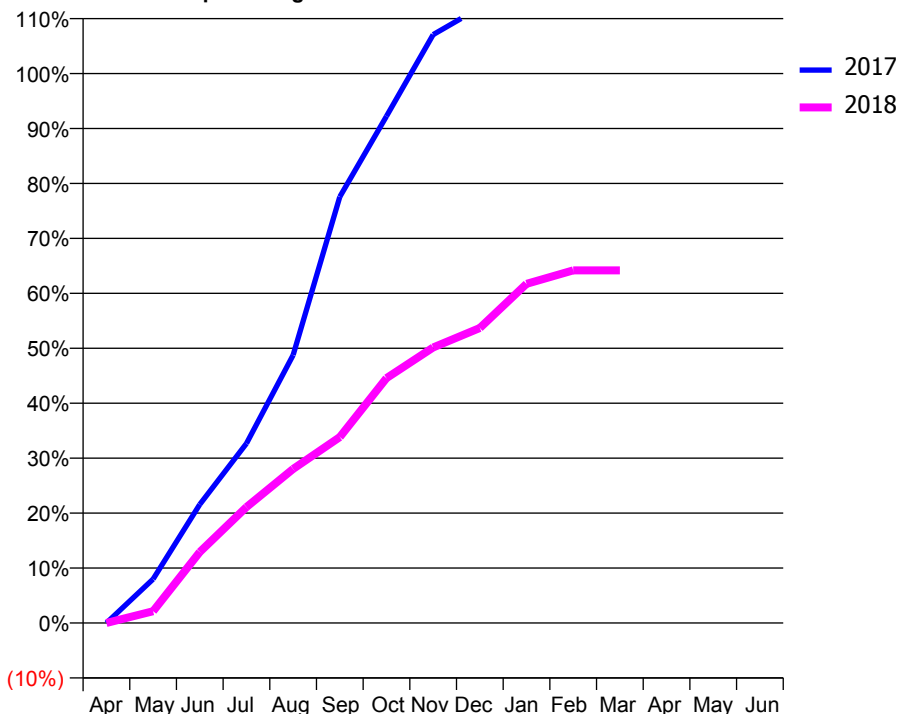
ACCESS*

Patients seen in 24 months	Total	Change since previous quarter
Quarter ending March 2017	3,662	
Quarter ending June 2017	3,945	↑
Quarter ending September 2017	4,304	↑
Quarter ending December 2017	4,543	↑
Quarter ending March 2018	4,431	↓
Variance since March 2017	21.0%	↑



ACTIVITY

Cumulative percentage of contracted UDA delivered 2017 & 2018



Month	Adjusted Scheduled Activity (UDA)	
	2017	2018
April	0	0
May	311	186
June	839	1,118
July	1,269	1,826
August	1,895	2,424
September	3,013	2,928
October	3,583	3,854
November	4,160	4,337
December	4,350	4,643
January	5,307	5,338
February	5,819	5,551
March	6,172	5,551
April	6,172	
May	6,603	
June	6,603	

QUALITY

	Quantity	Base Number	Contract	AT	Region	England
% of FP17s for the same patient ID Re-attending within 3 months - Children	12	724	1.7%	10.5%	11.5%	11.9%
% of FP17s for the same patient ID Re-attending within 3 months - Adults	171	4,257	4.0%	16.1%	16.8%	16.0%
% of FP17s for the same patient ID Re-attending between 3 & 9 months - Children	2	724	0.3%	43.4%	47.7%	58.3%
% of FP17s for the same patient ID Re-attending between 3 & 9 months - Adults	52	4,257	1.2%	35.8%	38.2%	50.3%
% of FP17s for Band 1 Urgent Courses	4,599	4,622	99.5%	10.9%	10.6%	9.1%
% of FP17s Relating to Free Repair or Replacements	0	4,622	0.0%	0.5%	0.6%	0.8%
% of FP17s Relating to Continuations	0	4,622	0.0%	0.7%	0.8%	1.0%
% of Patients satisfied with the dentistry they have received	0	0	N/A	89.7%	89.3%	91.5%
% of Patients satisfied with the time they had to wait for an appointment	0	0	N/A	82.7%	84.4%	87.9%

* This is based on patients treated on this contract for their most recent course of treatment. Figures in italics indicate the base number of FP17s or Patient Questionnaire responses are less than 100. N/A is shown where the base number of responses is less than 10 during the period. % is calculated as Quantity/Base number*100

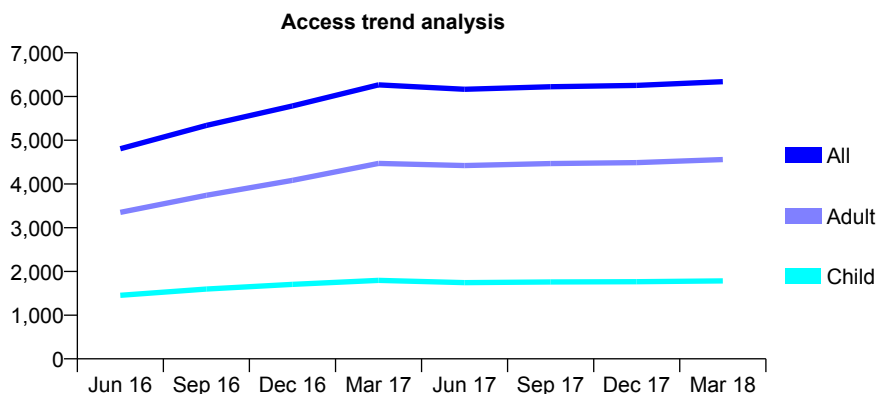
Q61 - Vital Signs At a Glance Contract Report for 144231/0001 - March 2018

Name or company name	Lea Bridge Road Dental Surgery
Contract type name	GDS Contract
Purpose of contract	General
Contract start date	01/04/2015
Contract end date	

17/18 Contracted general activity (UDA)	16,249
Carry forward general activity (UDA)	23
17/18 Contracted orthodontic activity (UOA)	0
Carry forward orthodontic activity (UOA)	0
Baseline contract value	£426,822.75

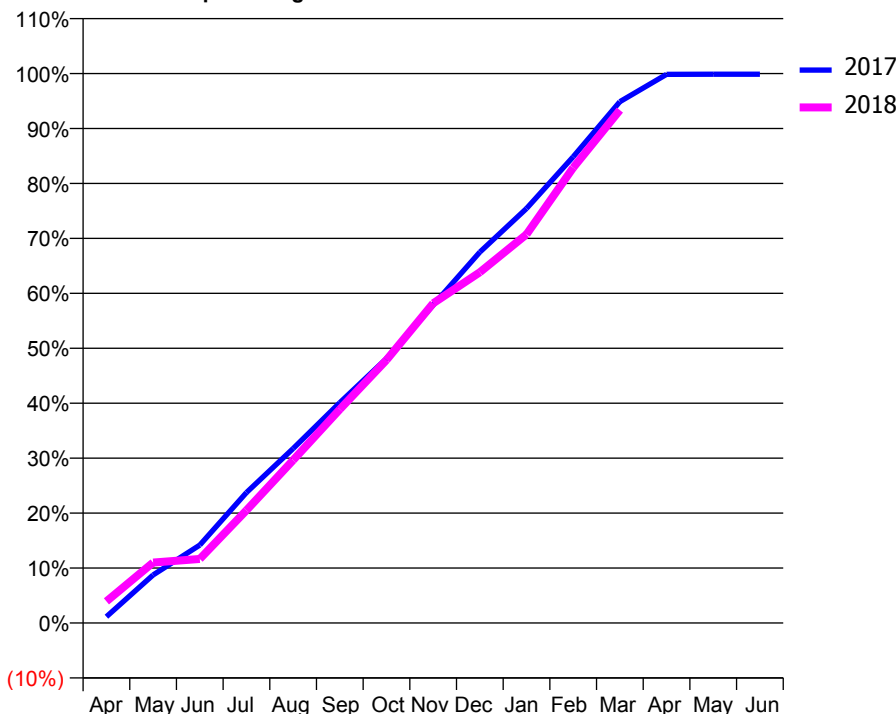
ACCESS*

Patients seen in 24 months	Total	Change since previous quarter
Quarter ending March 2017	6,265	
Quarter ending June 2017	6,166	↓
Quarter ending September 2017	6,224	→
Quarter ending December 2017	6,253	→
Quarter ending March 2018	6,340	→
Variance since March 2017	1.2%	→



ACTIVITY

Cumulative percentage of contracted UDA delivered 2017 & 2018



Month	Adjusted Scheduled Activity (UDA)	
	2017	2018
April	187	642
May	1,423	1,789
June	2,304	1,894
July	3,858	3,332
August	5,160	4,818
September	6,516	6,319
October	7,822	7,779
November	9,403	9,452
December	10,970	10,371
January	12,257	11,492
February	13,787	13,462
March	15,416	15,169
April	16,225	
May	16,226	
June	16,226	

QUALITY

	Quantity	Base Number	Contract	AT	Region	England
% of FP17s for the same patient ID Re-attending within 3 months - Children	89	1,944	4.6%	10.5%	11.5%	11.9%
% of FP17s for the same patient ID Re-attending within 3 months - Adults	421	4,434	9.5%	16.1%	16.8%	16.0%
% of FP17s for the same patient ID Re-attending between 3 & 9 months - Children	736	1,944	37.9%	43.4%	47.7%	58.3%
% of FP17s for the same patient ID Re-attending between 3 & 9 months - Adults	1,529	4,434	34.5%	35.8%	38.2%	50.3%
% of FP17s for Band 1 Urgent Courses	376	5,726	6.6%	10.9%	10.6%	9.1%
% of FP17s Relating to Free Repair or Replacements	33	5,726	0.6%	0.5%	0.6%	0.8%
% of FP17s Relating to Continuations	66	5,726	1.2%	0.7%	0.8%	1.0%
% of Patients satisfied with the dentistry they have received	4	5	N/A	89.7%	89.3%	91.5%
% of Patients satisfied with the time they had to wait for an appointment	4	5	N/A	82.7%	84.4%	87.9%

* This is based on patients treated on this contract for their most recent course of treatment. Figures in italics indicate the base number of FP17s or Patient Questionnaire responses are less than 100. N/A is shown where the base number of responses is less than 10 during the period. % is calculated as Quantity/Base number*100

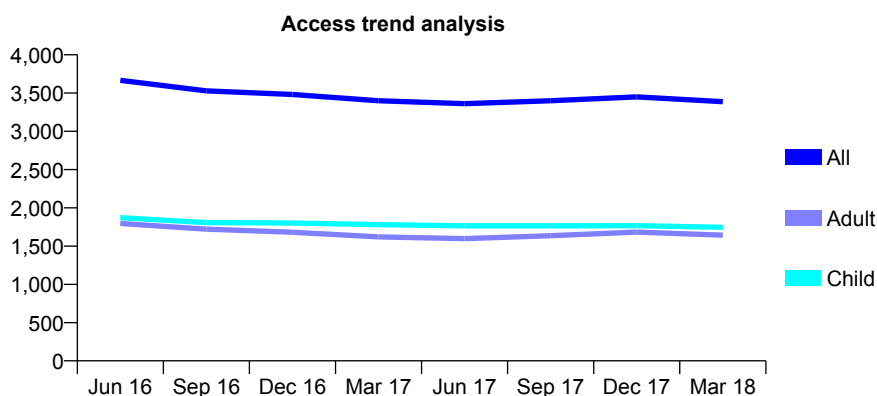
Q61 - Vital Signs At a Glance Contract Report for 144339/0001 - March 2018

Name or company name	Mr F K Banjo and Mrs D O Banjo
Contract type name	GDS Contract
Purpose of contract	General
Contract start date	16/05/2007
Contract end date	

17/18 Contracted general activity (UDA)	9,399
Carry forward general activity (UDA)	-124
17/18 Contracted orthodontic activity (UOA)	0
Carry forward orthodontic activity (UOA)	0
Baseline contract value	£310,305.91

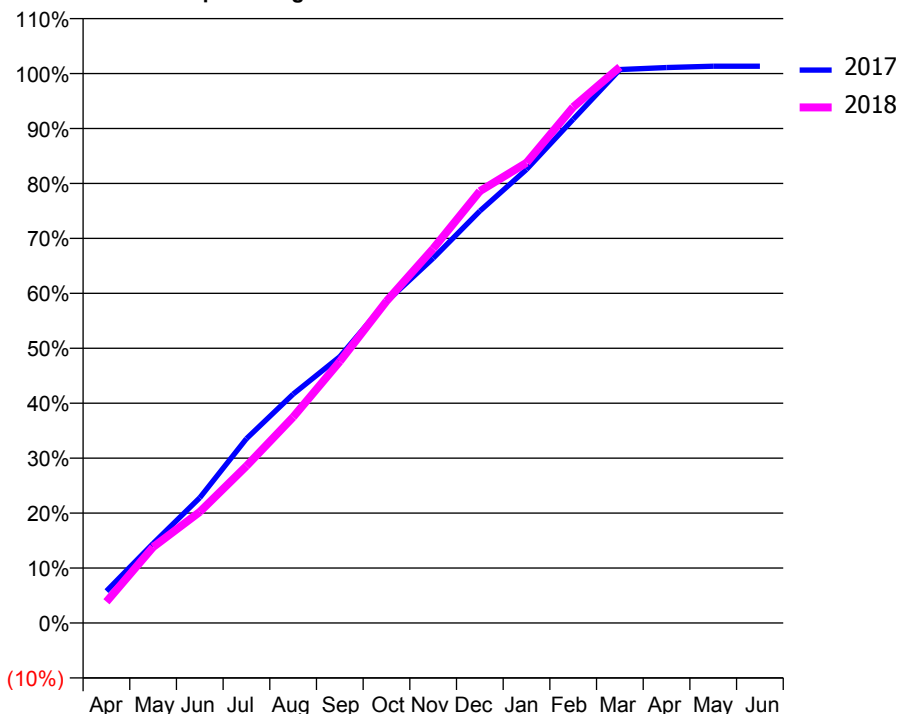
ACCESS*

Patients seen in 24 months	Total	Change since previous quarter
Quarter ending March 2017	3,400	
Quarter ending June 2017	3,361	↓
Quarter ending September 2017	3,400	→
Quarter ending December 2017	3,450	→
Quarter ending March 2018	3,388	↓
Variance since March 2017	(0.4%)	→



ACTIVITY

Cumulative percentage of contracted UDA delivered 2017 & 2018



Month	Adjusted Scheduled Activity (UDA)	
	2017	2018
April	546	363
May	1,361	1,300
June	2,143	1,901
July	3,154	2,686
August	3,915	3,522
September	4,557	4,474
October	5,499	5,505
November	6,239	6,404
December	7,047	7,386
January	7,757	7,873
February	8,615	8,826
March	9,466	9,511
April	9,500	
May	9,523	
June	9,523	

QUALITY

	Quantity	Base Number	Contract	AT	Region	England
% of FP17s for the same patient ID Re-attending within 3 months - Children	160	1,821	8.8%	10.5%	11.5%	11.9%
% of FP17s for the same patient ID Re-attending within 3 months - Adults	287	1,849	15.5%	16.1%	16.8%	16.0%
% of FP17s for the same patient ID Re-attending between 3 & 9 months - Children	540	1,821	29.7%	43.4%	47.7%	58.3%
% of FP17s for the same patient ID Re-attending between 3 & 9 months - Adults	597	1,849	32.3%	35.8%	38.2%	50.3%
% of FP17s for Band 1 Urgent Courses	260	3,637	7.1%	10.9%	10.6%	9.1%
% of FP17s Relating to Free Repair or Replacements	0	3,637	0.0%	0.5%	0.6%	0.8%
% of FP17s Relating to Continuations	0	3,637	0.0%	0.7%	0.8%	1.0%
% of Patients satisfied with the dentistry they have received	0	0	N/A	89.7%	89.3%	91.5%
% of Patients satisfied with the time they had to wait for an appointment	0	0	N/A	82.7%	84.4%	87.9%

* This is based on patients treated on this contract for their most recent course of treatment. Figures in italics indicate the base number of FP17s or Patient Questionnaire responses are less than 100. N/A is shown where the base number of responses is less than 10 during the period. % is calculated as Quantity/Base number*100

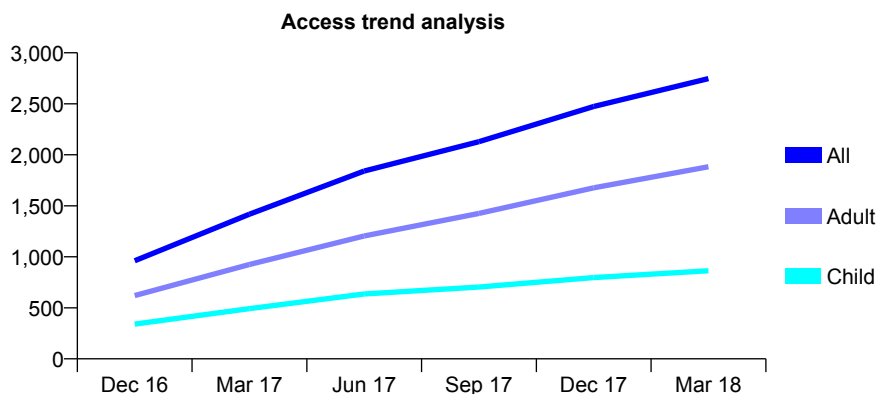
Q61 - Vital Signs At a Glance Contract Report for 145076/0001 - March 2018

Name or company name	Harford Street Dental Practice
Contract type name	PDS Contract
Purpose of contract	General
Contract start date	01/04/2015
Contract end date	31/03/2020

17/18 Contracted general activity (UDA)	13,000
Carry forward general activity (UDA)	0
17/18 Contracted orthodontic activity (UOA)	0
Carry forward orthodontic activity (UOA)	0
Baseline contract value	£281,801.08

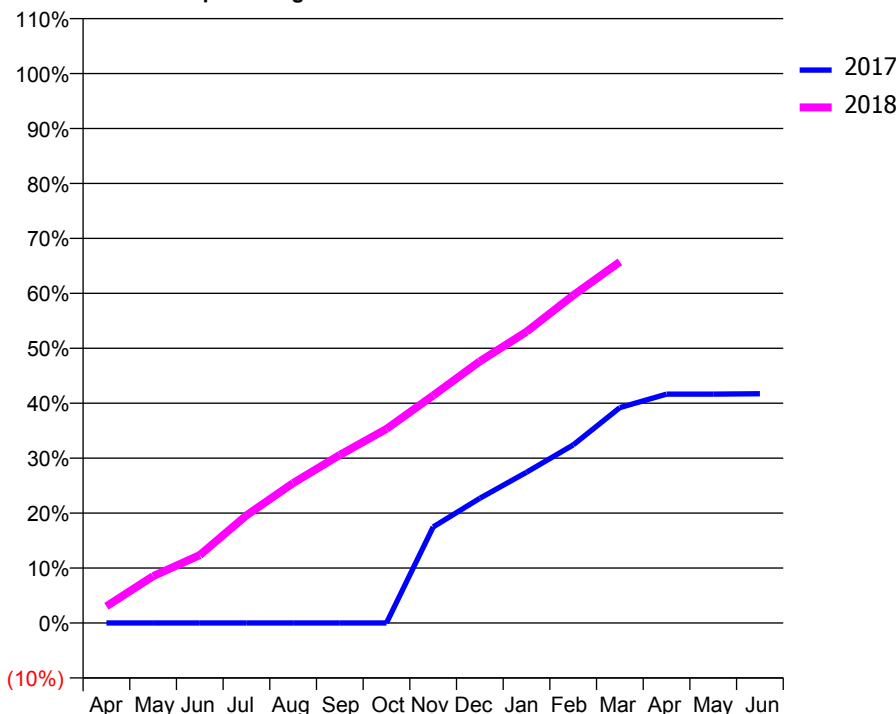
ACCESS*

Patients seen in 24 months	Total	Change since previous quarter
Quarter ending March 2017	1,417	
Quarter ending June 2017	1,841	↑
Quarter ending September 2017	2,129	↑
Quarter ending December 2017	2,474	↑
Quarter ending March 2018	2,747	↑
Variance since March 2017	93.9%	↑



ACTIVITY

Cumulative percentage of contracted UDA delivered 2017 & 2018



Adjusted Scheduled Activity (UDA)

Month	2017	2018
April	0	395
May	0	1,109
June	0	1,607
July	0	2,547
August	0	3,311
September	0	3,976
October	0	4,591
November	2,273	5,382
December	2,952	6,190
January	3,567	6,891
February	4,215	7,752
March	5,096	8,543
April	5,415	
May	5,415	
June	5,426	

QUALITY

	Quantity	Base Number	Contract	AT	Region	England
% of FP17s for the same patient ID Re-attending within 3 months - Children	82	1,154	7.1%	10.5%	11.5%	11.9%
% of FP17s for the same patient ID Re-attending within 3 months - Adults	211	2,195	9.6%	16.1%	16.8%	16.0%
% of FP17s for the same patient ID Re-attending between 3 & 9 months - Children	464	1,154	40.2%	43.4%	47.7%	58.3%
% of FP17s for the same patient ID Re-attending between 3 & 9 months - Adults	701	2,195	31.9%	35.8%	38.2%	50.3%
% of FP17s for Band 1 Urgent Courses	365	3,229	11.3%	10.9%	10.6%	9.1%
% of FP17s Relating to Free Repair or Replacements	0	3,229	0.0%	0.5%	0.6%	0.8%
% of FP17s Relating to Continuations	2	3,229	0.1%	0.7%	0.8%	1.0%
% of Patients satisfied with the dentistry they have received	0	0	N/A	89.7%	89.3%	91.5%
% of Patients satisfied with the time they had to wait for an appointment	0	0	N/A	82.7%	84.4%	87.9%

* This is based on patients treated on this contract for their most recent course of treatment. Figures in italics indicate the base number of FP17s or Patient Questionnaire responses are less than 100. N/A is shown where the base number of responses is less than 10 during the period. % is calculated as Quantity/Base number*100

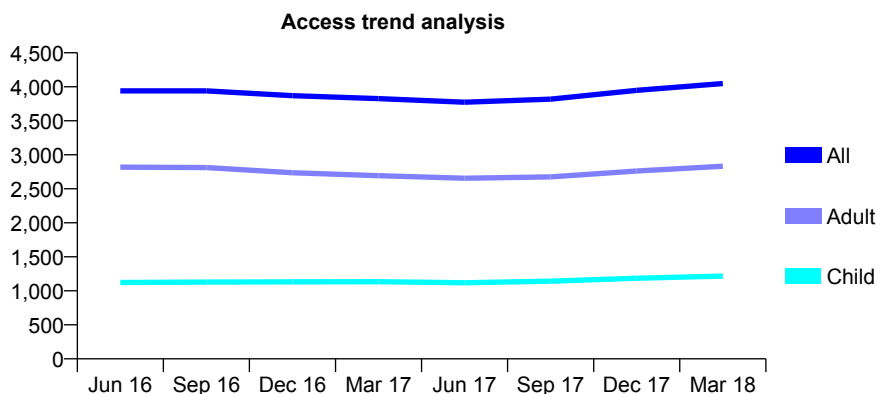
Q61 - Vital Signs At a Glance Contract Report for 145475/0001 - March 2018

Name or company name	Du Toit & Burger Partnership (Stratford) Ltc
Contract type name	GDS Contract
Purpose of contract	General
Contract start date	01/04/2007
Contract end date	

17/18 Contracted general activity (UDA)	11,363
Carry forward general activity (UDA)	318
17/18 Contracted orthodontic activity (UOA)	0
Carry forward orthodontic activity (UOA)	0
Baseline contract value	£318,999.48

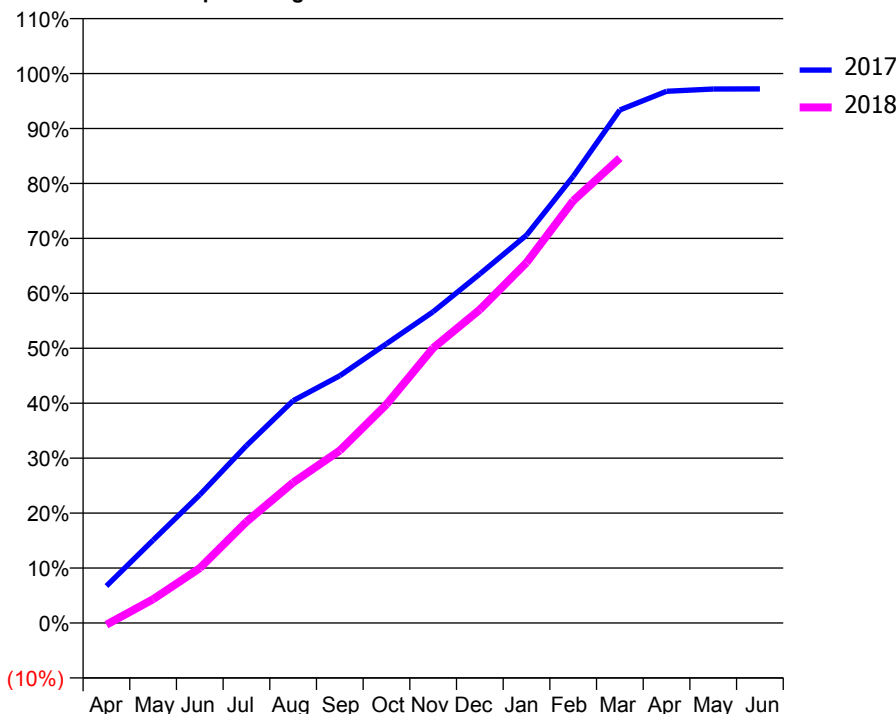
ACCESS*

Patients seen in 24 months	Total	Change since previous quarter
Quarter ending March 2017	3,827	
Quarter ending June 2017	3,773	↓
Quarter ending September 2017	3,819	→
Quarter ending December 2017	3,948	↑
Quarter ending March 2018	4,049	↑
Variance since March 2017	5.8%	↑



ACTIVITY

Cumulative percentage of contracted UDA delivered 2017 & 2018



Adjusted Scheduled Activity (UDA)

Month	2017	2018
April	766	-37
May	1,714	492
June	2,651	1,134
July	3,669	2,095
August	4,597	2,905
September	5,114	3,567
October	5,777	4,521
November	6,437	5,686
December	7,218	6,481
January	8,020	7,452
February	9,236	8,731
March	10,610	9,614
April	10,995	
May	11,042	
June	11,045	

QUALITY

	Quantity	Base Number	Contract	AT	Region	England
% of FP17s for the same patient ID Re-attending within 3 months - Children	80	1,385	5.8%	10.5%	11.5%	11.9%
% of FP17s for the same patient ID Re-attending within 3 months - Adults	340	2,930	11.6%	16.1%	16.8%	16.0%
% of FP17s for the same patient ID Re-attending between 3 & 9 months - Children	619	1,385	44.7%	43.4%	47.7%	58.3%
% of FP17s for the same patient ID Re-attending between 3 & 9 months - Adults	1,040	2,930	35.5%	35.8%	38.2%	50.3%
% of FP17s for Band 1 Urgent Courses	303	4,160	7.3%	10.9%	10.6%	9.1%
% of FP17s Relating to Free Repair or Replacements	16	4,160	0.4%	0.5%	0.6%	0.8%
% of FP17s Relating to Continuations	62	4,160	1.5%	0.7%	0.8%	1.0%
% of Patients satisfied with the dentistry they have received	0	0	N/A	89.7%	89.3%	91.5%
% of Patients satisfied with the time they had to wait for an appointment	0	0	N/A	82.7%	84.4%	87.9%

* This is based on patients treated on this contract for their most recent course of treatment. Figures in italics indicate the base number of FP17s or Patient Questionnaire responses are less than 100. N/A is shown where the base number of responses is less than 10 during the period. % is calculated as Quantity/Base number*100

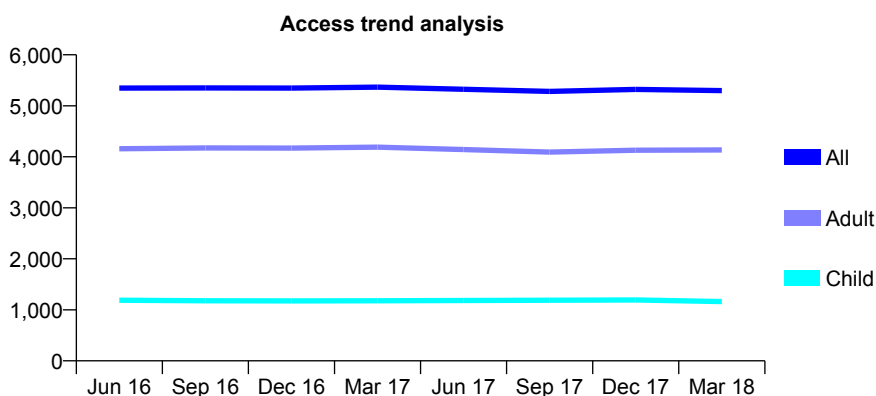
Q61 - Vital Signs At a Glance Contract Report for 145548/0001 - March 2018

Name or company name	Cranham Dental Centre Ltd
Contract type name	GDS Contract
Purpose of contract	General
Contract start date	01/04/2011
Contract end date	

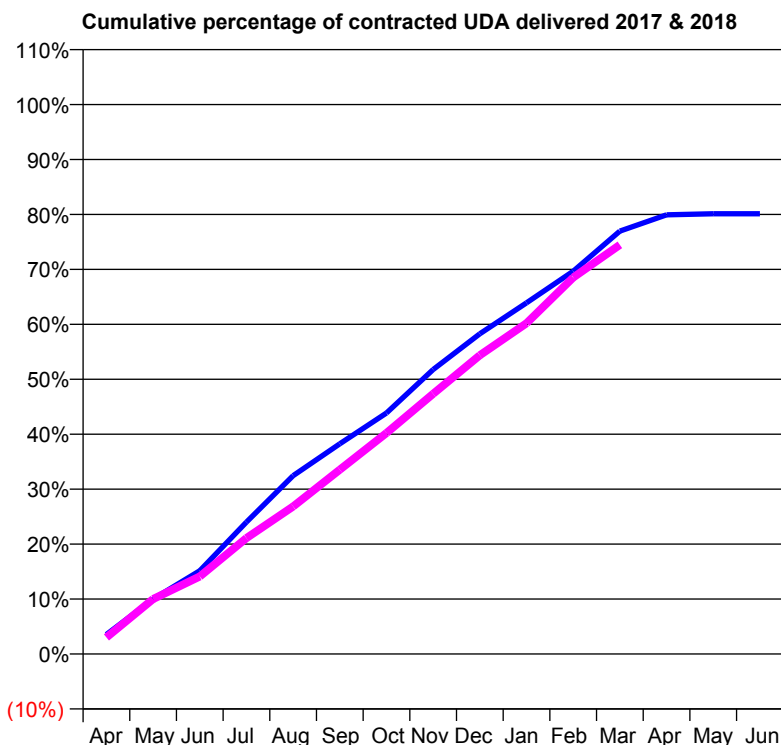
17/18 Contracted general activity (UDA)	16,681
Carry forward general activity (UDA)	0
17/18 Contracted orthodontic activity (UOA)	0
Carry forward orthodontic activity (UOA)	0
Baseline contract value	£386,234.49

ACCESS*

Patients seen in 24 months	Total	Change since previous quarter
Quarter ending March 2017	5,367	
Quarter ending June 2017	5,325	→
Quarter ending September 2017	5,282	→
Quarter ending December 2017	5,322	→
Quarter ending March 2018	5,297	→
Variance since March 2017	(1.3%)	↓



ACTIVITY



Month	Adjusted Scheduled Activity (UDA)	
	2017	2018
April	594	502
May	1,668	1,670
June	2,529	2,354
July	4,005	3,520
August	5,415	4,480
September	6,381	5,596
October	7,317	6,710
November	8,637	7,901
December	9,722	9,069
January	10,660	10,040
February	11,618	11,430
March	12,839	12,421
April	13,330	
May	13,362	
June	13,363	

QUALITY

	Quantity	Base Number	Contract	AT	Region	England
% of FP17s for the same patient ID Re-attending within 3 months - Children	86	1,826	4.7%	10.5%	11.5%	11.9%
% of FP17s for the same patient ID Re-attending within 3 months - Adults	545	5,661	9.6%	16.1%	16.8%	16.0%
% of FP17s for the same patient ID Re-attending between 3 & 9 months - Children	1,175	1,826	64.3%	43.4%	47.7%	58.3%
% of FP17s for the same patient ID Re-attending between 3 & 9 months - Adults	3,386	5,661	59.8%	35.8%	38.2%	50.3%
% of FP17s for Band 1 Urgent Courses	417	7,154	5.8%	10.9%	10.6%	9.1%
% of FP17s Relating to Free Repair or Replacements	33	7,154	0.5%	0.5%	0.6%	0.8%
% of FP17s Relating to Continuations	27	7,154	0.4%	0.7%	0.8%	1.0%
% of Patients satisfied with the dentistry they have received	6	6	N/A	89.7%	89.3%	91.5%
% of Patients satisfied with the time they had to wait for an appointment	4	6	N/A	82.7%	84.4%	87.9%

* This is based on patients treated on this contract for their most recent course of treatment. Figures in italics indicate the base number of FP17s or Patient Questionnaire responses are less than 100. N/A is shown where the base number of responses is less than 10 during the period. % is calculated as Quantity/Base number*100

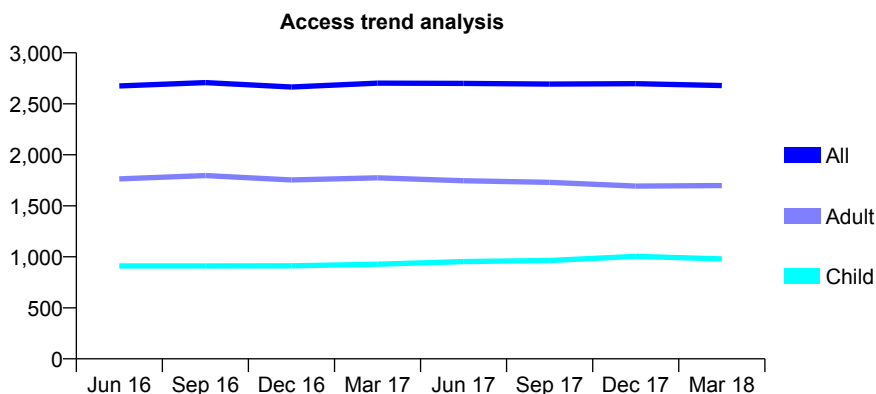
Q61 - Vital Signs At a Glance Contract Report for 146110/0001 - March 2018

Name or company name	Du Toit & Burger Partnership (Silvertown) L
Contract type name	GDS Contract
Purpose of contract	General
Contract start date	01/04/2007
Contract end date	

17/18 Contracted general activity (UDA)	6,974
Carry forward general activity (UDA)	-64
17/18 Contracted orthodontic activity (UOA)	0
Carry forward orthodontic activity (UOA)	0
Baseline contract value	£215,296.66

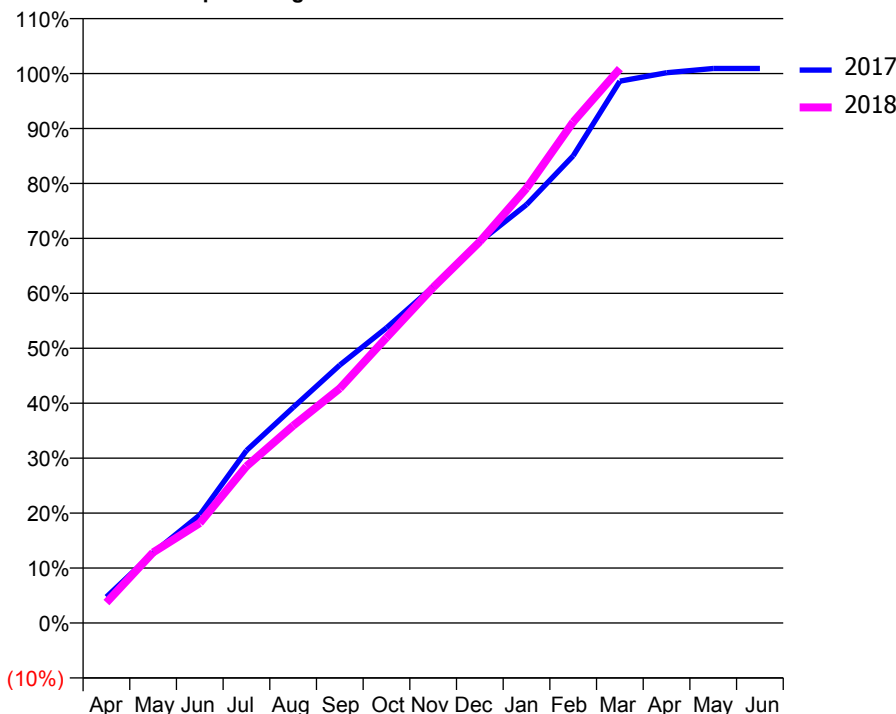
ACCESS*

Patients seen in 24 months	Total	Change since previous quarter
Quarter ending March 2017	2,702	
Quarter ending June 2017	2,700	→
Quarter ending September 2017	2,694	→
Quarter ending December 2017	2,698	→
Quarter ending March 2018	2,679	→
Variance since March 2017	(0.9%)	→



ACTIVITY

Cumulative percentage of contracted UDA delivered 2017 & 2018



Month	Adjusted Scheduled Activity (UDA)	
	2017	2018
April	331	260
May	891	897
June	1,372	1,268
July	2,189	1,989
August	2,735	2,503
September	3,274	2,978
October	3,746	3,622
November	4,267	4,260
December	4,841	4,840
January	5,310	5,519
February	5,930	6,358
March	6,877	7,035
April	6,984	
May	7,038	
June	7,038	

QUALITY

	Quantity	Base Number	Contract	AT	Region	England
% of FP17s for the same patient ID Re-attending within 3 months - Children	84	1,098	7.7%	10.5%	11.5%	11.9%
% of FP17s for the same patient ID Re-attending within 3 months - Adults	171	1,682	10.2%	16.1%	16.8%	16.0%
% of FP17s for the same patient ID Re-attending between 3 & 9 months - Children	457	1,098	41.6%	43.4%	47.7%	58.3%
% of FP17s for the same patient ID Re-attending between 3 & 9 months - Adults	642	1,682	38.2%	35.8%	38.2%	50.3%
% of FP17s for Band 1 Urgent Courses	209	2,723	7.7%	10.9%	10.6%	9.1%
% of FP17s Relating to Free Repair or Replacements	14	2,723	0.5%	0.5%	0.6%	0.8%
% of FP17s Relating to Continuations	44	2,723	1.6%	0.7%	0.8%	1.0%
% of Patients satisfied with the dentistry they have received	0	0	N/A	89.7%	89.3%	91.5%
% of Patients satisfied with the time they had to wait for an appointment	0	0	N/A	82.7%	84.4%	87.9%

* This is based on patients treated on this contract for their most recent course of treatment. Figures in italics indicate the base number of FP17s or Patient Questionnaire responses are less than 100. N/A is shown where the base number of responses is less than 10 during the period. % is calculated as Quantity/Base number*100

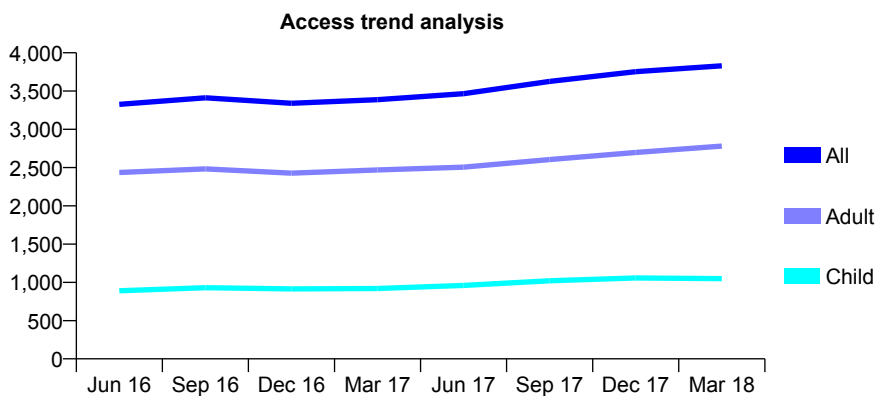
Q61 - Vital Signs At a Glance Contract Report for 147990/0001 - March 2018

Name or company name	Mr CC Bailie & Mr JG Mallon
Contract type name	GDS Contract
Purpose of contract	General
Contract start date	01/11/2011
Contract end date	

17/18 Contracted general activity (UDA)	11,605
Carry forward general activity (UDA)	1,834
17/18 Contracted orthodontic activity (UOA)	0
Carry forward orthodontic activity (UOA)	0
Baseline contract value	£298,721.32

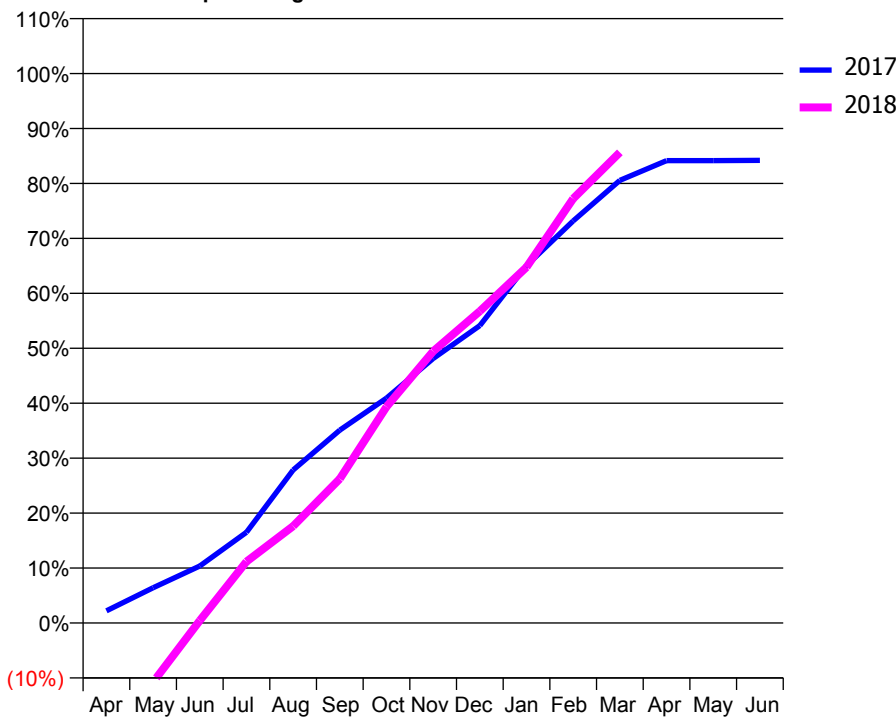
ACCESS*

Patients seen in 24 months	Total	Change since previous quarter
Quarter ending March 2017	3,388	
Quarter ending June 2017	3,466	↑
Quarter ending September 2017	3,626	↑
Quarter ending December 2017	3,754	↑
Quarter ending March 2018	3,830	↑
Variance since March 2017	13.0%	↑



ACTIVITY

Cumulative percentage of contracted UDA delivered 2017 & 2018



Month	Adjusted Scheduled Activity (UDA)	
	2017	2018
April	256	-1,676
May	745	-1,256
June	1,204	52
July	1,918	1,297
August	3,232	2,047
September	4,073	3,046
October	4,750	4,566
November	5,587	5,738
December	6,282	6,585
January	7,548	7,515
February	8,493	8,961
March	9,348	9,939
April	9,765	
May	9,766	
June	9,771	

QUALITY

	Quantity	Base Number	Contract	AT	Region	England
% of FP17s for the same patient ID Re-attending within 3 months - Children	199	1,281	15.5%	10.5%	11.5%	11.9%
% of FP17s for the same patient ID Re-attending within 3 months - Adults	844	3,540	23.8%	16.1%	16.8%	16.0%
% of FP17s for the same patient ID Re-attending between 3 & 9 months - Children	402	1,281	31.4%	43.4%	47.7%	58.3%
% of FP17s for the same patient ID Re-attending between 3 & 9 months - Adults	865	3,540	24.4%	35.8%	38.2%	50.3%
% of FP17s for Band 1 Urgent Courses	986	4,603	21.4%	10.9%	10.6%	9.1%
% of FP17s Relating to Free Repair or Replacements	73	4,603	1.6%	0.5%	0.6%	0.8%
% of FP17s Relating to Continuations	47	4,603	1.0%	0.7%	0.8%	1.0%
% of Patients satisfied with the dentistry they have received	1	1	N/A	89.7%	89.3%	91.5%
% of Patients satisfied with the time they had to wait for an appointment	1	1	N/A	82.7%	84.4%	87.9%

* This is based on patients treated on this contract for their most recent course of treatment. Figures in italics indicate the base number of FP17s or Patient Questionnaire responses are less than 100. N/A is shown where the base number of responses is less than 10 during the period. % is calculated as Quantity/Base number*100

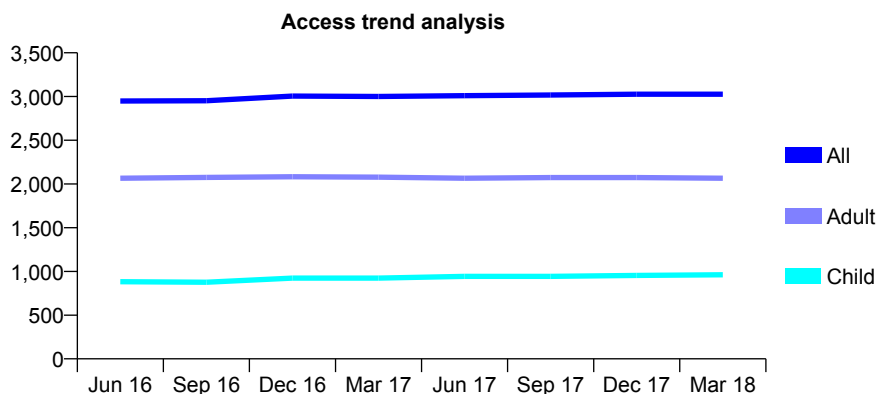
Q61 - Vital Signs At a Glance Contract Report for 148121/0001 - March 2018

Name or company name	Belmont Dental Practice
Contract type name	GDS Contract
Purpose of contract	General
Contract start date	16/04/2007
Contract end date	

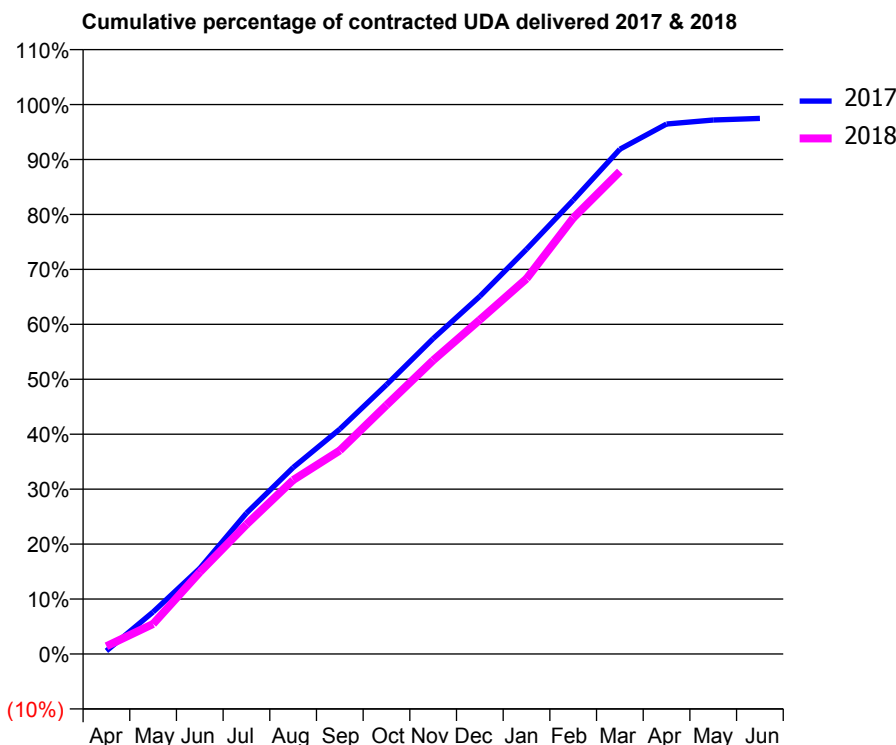
17/18 Contracted general activity (UDA)	9,226
Carry forward general activity (UDA)	0
17/18 Contracted orthodontic activity (UOA)	0
Carry forward orthodontic activity (UOA)	0
Baseline contract value	£247,006.73

ACCESS*

Patients seen in 24 months	Total	Change since previous quarter
Quarter ending March 2017	3,001	
Quarter ending June 2017	3,009	→
Quarter ending September 2017	3,017	→
Quarter ending December 2017	3,027	→
Quarter ending March 2018	3,027	→
Variance since March 2017	0.9%	→



ACTIVITY



Month	Adjusted Scheduled Activity (UDA)	
	2017	2018
April	52	132
May	707	506
June	1,439	1,373
July	2,366	2,174
August	3,130	2,920
September	3,776	3,417
October	4,521	4,178
November	5,297	4,930
December	6,005	5,613
January	6,797	6,300
February	7,619	7,321
March	8,476	8,101
April	8,898	
May	8,966	
June	8,992	

QUALITY

	Quantity	Base Number	Contract	AT	Region	England
% of FP17s for the same patient ID Re-attending within 3 months - Children	92	1,098	8.4%	10.5%	11.5%	11.9%
% of FP17s for the same patient ID Re-attending within 3 months - Adults	428	2,130	20.1%	16.1%	16.8%	16.0%
% of FP17s for the same patient ID Re-attending between 3 & 9 months - Children	337	1,098	30.7%	43.4%	47.7%	58.3%
% of FP17s for the same patient ID Re-attending between 3 & 9 months - Adults	469	2,130	22.0%	35.8%	38.2%	50.3%
% of FP17s for Band 1 Urgent Courses	492	3,060	16.1%	10.9%	10.6%	9.1%
% of FP17s Relating to Free Repair or Replacements	27	3,060	0.9%	0.5%	0.6%	0.8%
% of FP17s Relating to Continuations	39	3,060	1.3%	0.7%	0.8%	1.0%
% of Patients satisfied with the dentistry they have received	2	3	N/A	89.7%	89.3%	91.5%
% of Patients satisfied with the time they had to wait for an appointment	0	3	N/A	82.7%	84.4%	87.9%

* This is based on patients treated on this contract for their most recent course of treatment. Figures in italics indicate the base number of FP17s or Patient Questionnaire responses are less than 100. N/A is shown where the base number of responses is less than 10 during the period. % is calculated as Quantity/Base number*100

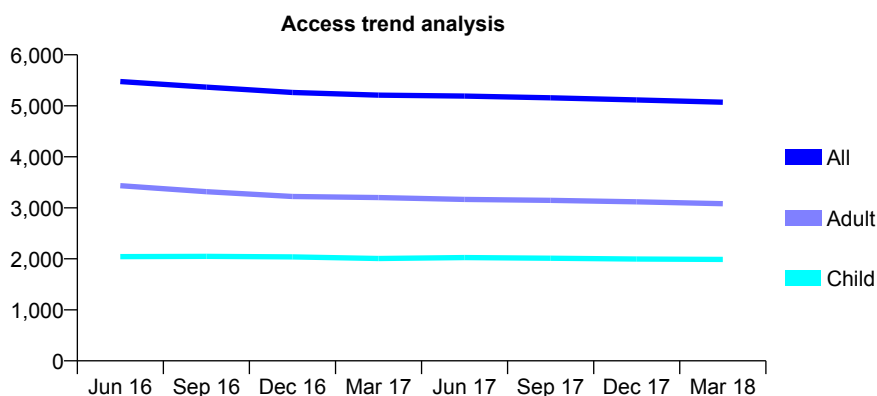
Q61 - Vital Signs At a Glance Contract Report for 149578/0001 - March 2018

Name or company name	Dentasmile Ltd
Contract type name	GDS Contract
Purpose of contract	General
Contract start date	11/11/2012
Contract end date	

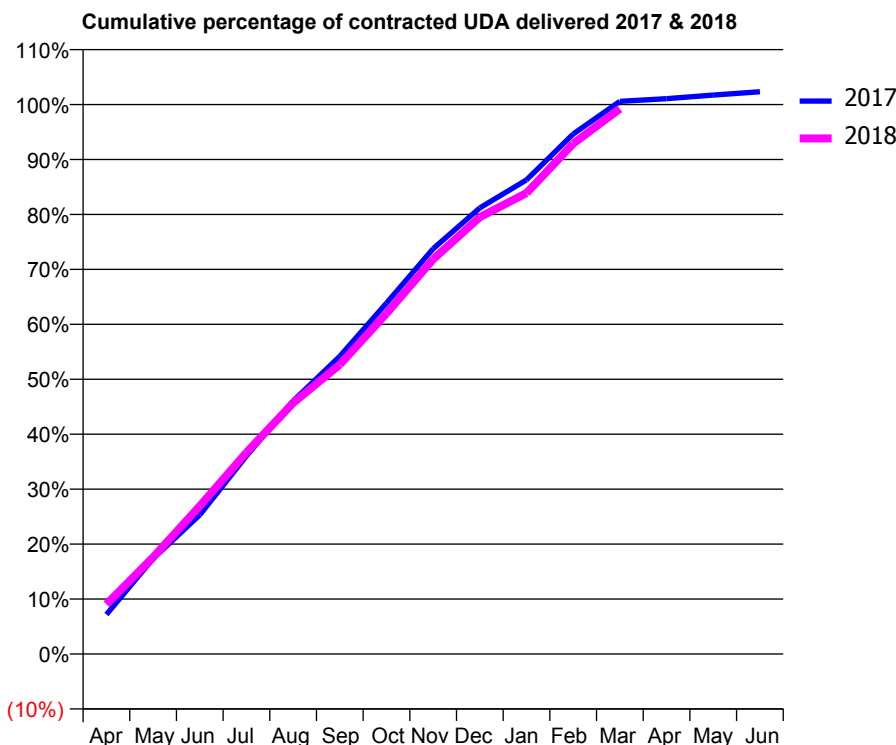
17/18 Contracted general activity (UDA)	19,880
Carry forward general activity (UDA)	-398
17/18 Contracted orthodontic activity (UOA)	0
Carry forward orthodontic activity (UOA)	0
Baseline contract value	£588,874.45

ACCESS*

Patients seen in 24 months	Total	Change since previous quarter
Quarter ending March 2017	5,208	
Quarter ending June 2017	5,191	→
Quarter ending September 2017	5,157	→
Quarter ending December 2017	5,114	→
Quarter ending March 2018	5,071	→
Variance since March 2017	(2.6%)	↓



ACTIVITY



Month	Adjusted Scheduled Activity (UDA)	
	2017	2018
April	1,429	1,802
May	3,449	3,501
June	5,032	5,353
July	7,169	7,293
August	9,153	9,082
September	10,770	10,471
October	12,697	12,319
November	14,662	14,282
December	16,139	15,808
January	17,154	16,676
February	18,813	18,463
March	19,994	19,724
April	20,091	
May	20,223	
June	20,339	

QUALITY

	Quantity	Base Number	Contract	AT	Region	England
% of FP17s for the same patient ID Re-attending within 3 months - Children	222	2,593	8.6%	10.5%	11.5%	11.9%
% of FP17s for the same patient ID Re-attending within 3 months - Adults	490	3,464	14.1%	16.1%	16.8%	16.0%
% of FP17s for the same patient ID Re-attending between 3 & 9 months - Children	1,159	2,593	44.7%	43.4%	47.7%	58.3%
% of FP17s for the same patient ID Re-attending between 3 & 9 months - Adults	1,477	3,464	42.6%	35.8%	38.2%	50.3%
% of FP17s for Band 1 Urgent Courses	442	5,958	7.4%	10.9%	10.6%	9.1%
% of FP17s Relating to Free Repair or Replacements	29	5,958	0.5%	0.5%	0.6%	0.8%
% of FP17s Relating to Continuations	2	5,958	0.0%	0.7%	0.8%	1.0%
% of Patients satisfied with the dentistry they have received	2	2	N/A	89.7%	89.3%	91.5%
% of Patients satisfied with the time they had to wait for an appointment	2	2	N/A	82.7%	84.4%	87.9%

* This is based on patients treated on this contract for their most recent course of treatment. Figures in italics indicate the base number of FP17s or Patient Questionnaire responses are less than 100. N/A is shown where the base number of responses is less than 10 during the period. % is calculated as Quantity/Base number*100

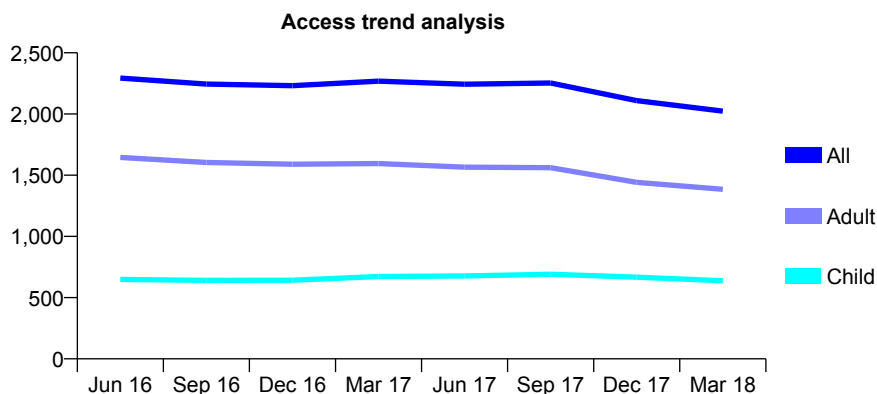
Q61 - Vital Signs At a Glance Contract Report for 150053/0001 - March 2018

Name or company name	Malli and Donnelly Dental Partnership
Contract type name	GDS Contract
Purpose of contract	General
Contract start date	01/07/2010
Contract end date	

17/18 Contracted general activity (UDA)	6,403
Carry forward general activity (UDA)	440
17/18 Contracted orthodontic activity (UOA)	0
Carry forward orthodontic activity (UOA)	0
Baseline contract value	£221,290.47

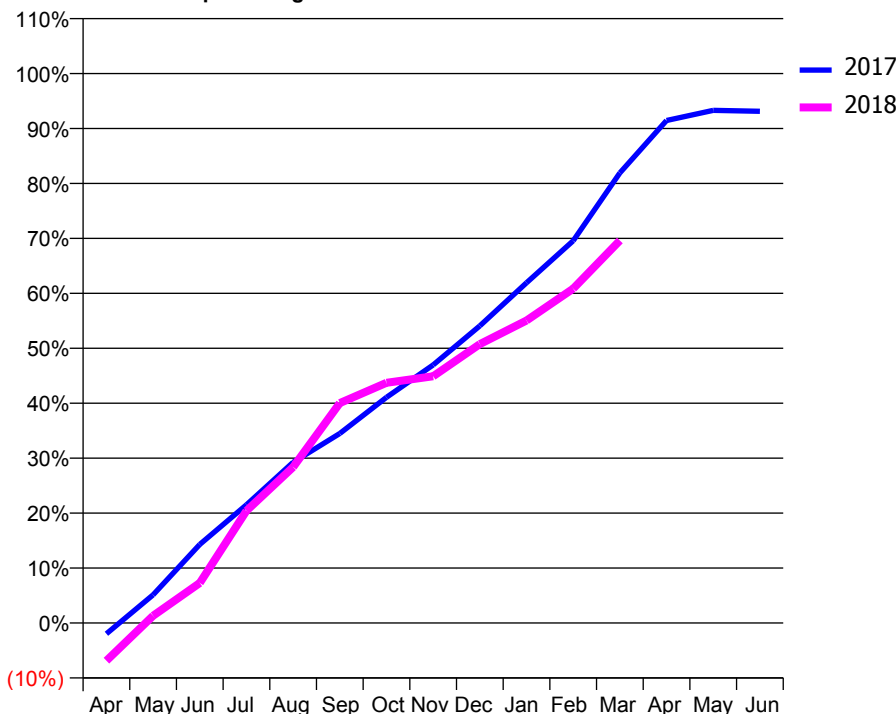
ACCESS*

Patients seen in 24 months	Total	Change since previous quarter
Quarter ending March 2017	2,268	
Quarter ending June 2017	2,243	↓
Quarter ending September 2017	2,253	→
Quarter ending December 2017	2,109	↓
Quarter ending March 2018	2,023	↓
Variance since March 2017	(10.8%)	↓



ACTIVITY

Cumulative percentage of contracted UDA delivered 2017 & 2018



Adjusted Scheduled Activity (UDA)

Month	2017	2018
April	-127	-440
May	329	84
June	915	467
July	1,378	1,307
August	1,873	1,817
September	2,209	2,563
October	2,630	2,800
November	3,008	2,876
December	3,463	3,250
January	3,964	3,525
February	4,455	3,896
March	5,246	4,457
April	5,855	
May	5,973	
June	5,963	

QUALITY

	Quantity	Base Number	Contract	AT	Region	England
% of FP17s for the same patient ID Re-attending within 3 months - Children	51	609	8.4%	10.5%	11.5%	11.9%
% of FP17s for the same patient ID Re-attending within 3 months - Adults	248	1,331	18.6%	16.1%	16.8%	16.0%
% of FP17s for the same patient ID Re-attending between 3 & 9 months - Children	188	609	30.9%	43.4%	47.7%	58.3%
% of FP17s for the same patient ID Re-attending between 3 & 9 months - Adults	379	1,331	28.5%	35.8%	38.2%	50.3%
% of FP17s for Band 1 Urgent Courses	300	1,783	16.8%	10.9%	10.6%	9.1%
% of FP17s Relating to Free Repair or Replacements	4	1,783	0.2%	0.5%	0.6%	0.8%
% of FP17s Relating to Continuations	4	1,783	0.2%	0.7%	0.8%	1.0%
% of Patients satisfied with the dentistry they have received	1	2	N/A	89.7%	89.3%	91.5%
% of Patients satisfied with the time they had to wait for an appointment	2	2	N/A	82.7%	84.4%	87.9%

* This is based on patients treated on this contract for their most recent course of treatment. Figures in italics indicate the base number of FP17s or Patient Questionnaire responses are less than 100. N/A is shown where the base number of responses is less than 10 during the period. % is calculated as Quantity/Base number*100

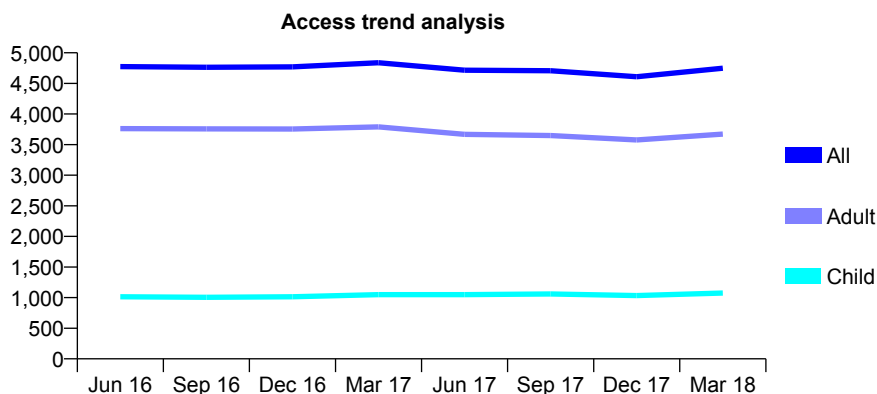
Q61 - Vital Signs At a Glance Contract Report for 150061/0001 - March 2018

Name or company name	The Garden Dental Practice
Contract type name	GDS Contract
Purpose of contract	General
Contract start date	01/07/2008
Contract end date	

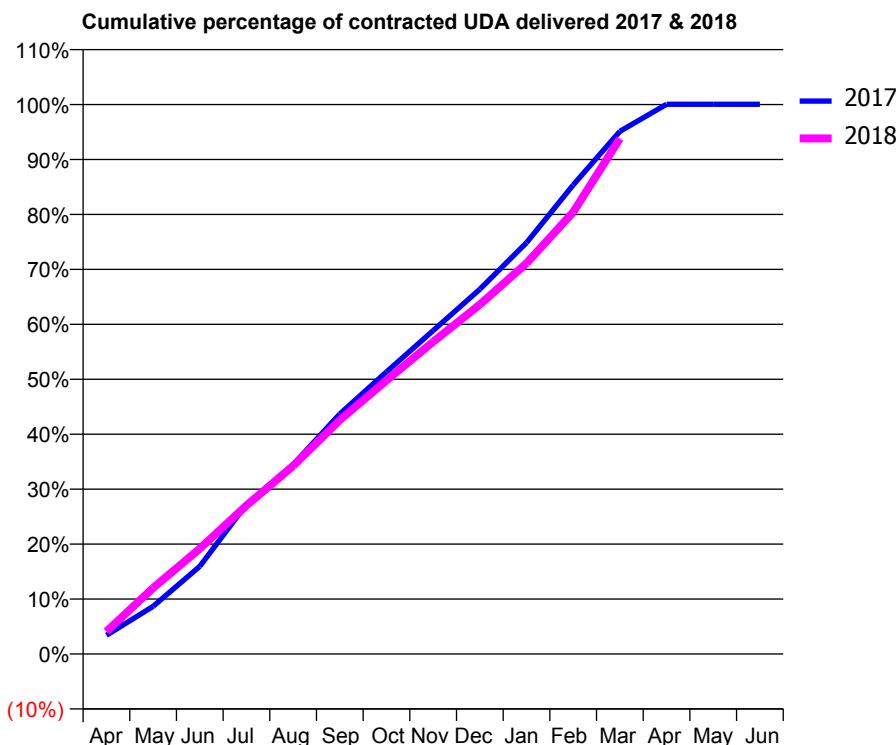
17/18 Contracted general activity (UDA)	14,522
Carry forward general activity (UDA)	-7
17/18 Contracted orthodontic activity (UOA)	0
Carry forward orthodontic activity (UOA)	0
Baseline contract value	£395,362.75

ACCESS*

Patients seen in 24 months	Total	Change since previous quarter
Quarter ending March 2017	4,838	
Quarter ending June 2017	4,716	↓
Quarter ending September 2017	4,707	→
Quarter ending December 2017	4,610	↓
Quarter ending March 2018	4,748	↑
Variance since March 2017	(1.9%)	↓



ACTIVITY



Month	Adjusted Scheduled Activity (UDA)	
	2017	2018
April	497	595
May	1,259	1,746
June	2,316	2,784
July	3,957	3,924
August	5,007	4,971
September	6,344	6,182
October	7,454	7,230
November	8,546	8,251
December	9,641	9,235
January	10,870	10,328
February	12,395	11,678
March	13,814	13,621
April	14,529	
May	14,529	
June	14,529	

QUALITY

	Quantity	Base Number	Contract	AT	Region	England
% of FP17s for the same patient ID Re-attending within 3 months - Children	62	1,300	4.8%	10.5%	11.5%	11.9%
% of FP17s for the same patient ID Re-attending within 3 months - Adults	254	3,383	7.5%	16.1%	16.8%	16.0%
% of FP17s for the same patient ID Re-attending between 3 & 9 months - Children	587	1,300	45.2%	43.4%	47.7%	58.3%
% of FP17s for the same patient ID Re-attending between 3 & 9 months - Adults	1,113	3,383	32.9%	35.8%	38.2%	50.3%
% of FP17s for Band 1 Urgent Courses	503	4,467	11.3%	10.9%	10.6%	9.1%
% of FP17s Relating to Free Repair or Replacements	6	4,467	0.1%	0.5%	0.6%	0.8%
% of FP17s Relating to Continuations	3	4,467	0.1%	0.7%	0.8%	1.0%
% of Patients satisfied with the dentistry they have received	2	3	N/A	89.7%	89.3%	91.5%
% of Patients satisfied with the time they had to wait for an appointment	3	3	N/A	82.7%	84.4%	87.9%

* This is based on patients treated on this contract for their most recent course of treatment. Figures in italics indicate the base number of FP17s or Patient Questionnaire responses are less than 100. N/A is shown where the base number of responses is less than 10 during the period. % is calculated as Quantity/Base number*100

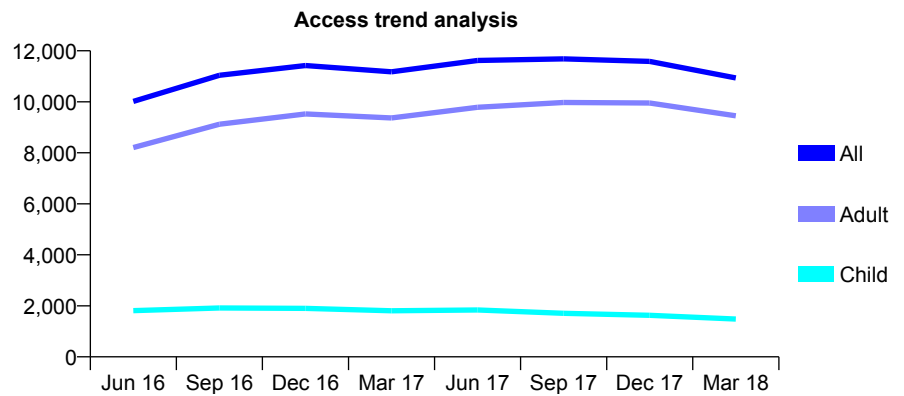
Q61 - Vital Signs At a Glance Contract Report for 150525/0001 - March 2018

Name or company name	The Nightingale Clinic
Contract type name	GDS Contract
Purpose of contract	General
Contract start date	05/09/2014
Contract end date	

17/18 Contracted general activity (UDA)	25,573
Carry forward general activity (UDA)	-511
17/18 Contracted orthodontic activity (UOA)	0
Carry forward orthodontic activity (UOA)	0
Baseline contract value	£1,533,022.04

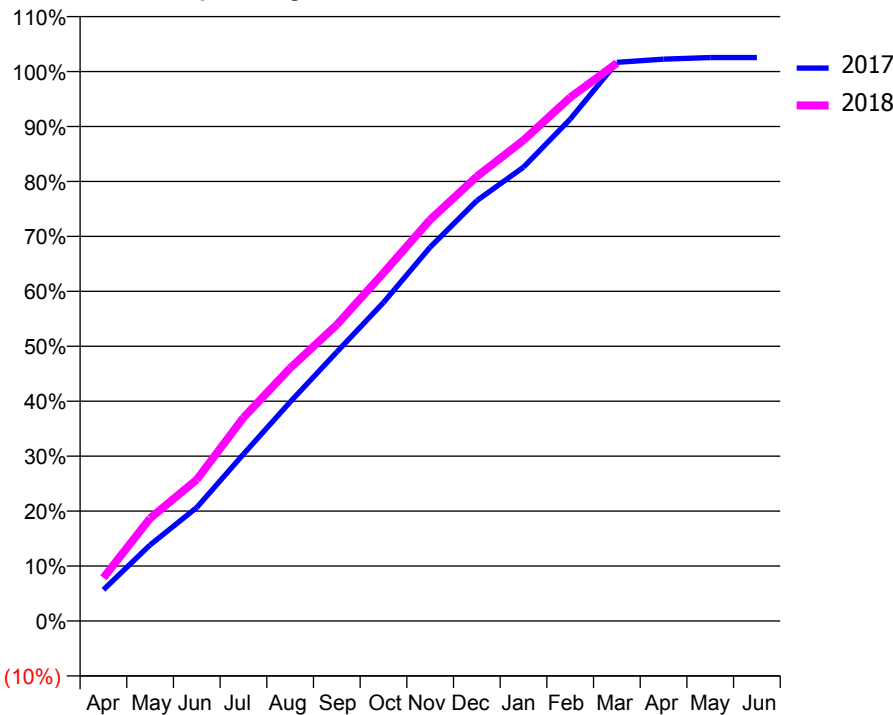
ACCESS*

Patients seen in 24 months	Total	Change since previous quarter
Quarter ending March 2017	11,175	
Quarter ending June 2017	11,623	↑
Quarter ending September 2017	11,683	→
Quarter ending December 2017	11,582	→
Quarter ending March 2018	10,934	↓
Variance since March 2017	(2.2%)	↓



ACTIVITY

Cumulative percentage of contracted UDA delivered 2017 & 2018



Month	Adjusted Scheduled Activity (UDA)	
	2017	2018
April	1,453	2,013
May	3,540	4,781
June	5,284	6,582
July	7,769	9,467
August	10,193	11,770
September	12,518	13,788
October	14,823	16,203
November	17,397	18,676
December	19,563	20,684
January	21,121	22,372
February	23,355	24,366
March	26,002	25,963
April	26,146	
May	26,221	
June	26,224	

QUALITY

	Quantity	Base Number	Contract	AT	Region	England
% of FP17s for the same patient ID Re-attending within 3 months - Children	17	1,365	1.2%	10.5%	11.5%	11.9%
% of FP17s for the same patient ID Re-attending within 3 months - Adults	130	8,047	1.6%	16.1%	16.8%	16.0%
% of FP17s for the same patient ID Re-attending between 3 & 9 months - Children	15	1,365	1.1%	43.4%	47.7%	58.3%
% of FP17s for the same patient ID Re-attending between 3 & 9 months - Adults	52	8,047	0.6%	35.8%	38.2%	50.3%
% of FP17s for Band 1 Urgent Courses	3	9,265	0.0%	10.9%	10.6%	9.1%
% of FP17s Relating to Free Repair or Replacements	0	9,265	0.0%	0.5%	0.6%	0.8%
% of FP17s Relating to Continuations	44	9,265	0.5%	0.7%	0.8%	1.0%
% of Patients satisfied with the dentistry they have received	1	1	N/A	89.7%	89.3%	91.5%
% of Patients satisfied with the time they had to wait for an appointment	1	1	N/A	82.7%	84.4%	87.9%

* This is based on patients treated on this contract for their most recent course of treatment. Figures in italics indicate the base number of FP17s or Patient Questionnaire responses are less than 100. N/A is shown where the base number of responses is less than 10 during the period. % is calculated as Quantity/Base number*100

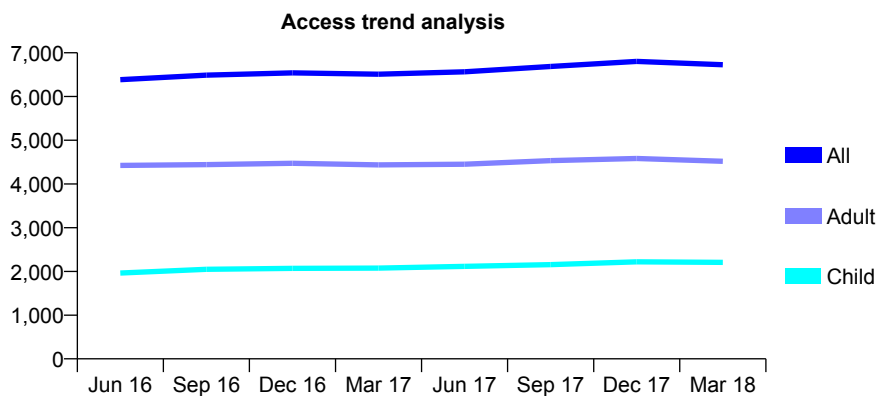
Q61 - Vital Signs At a Glance Contract Report for 151297/0001 - March 2018

Name or company name	Newham Family Dental Care Ltd
Contract type name	GDS Contract
Purpose of contract	General
Contract start date	01/04/2009
Contract end date	

17/18 Contracted general activity (UDA)	17,579
Carry forward general activity (UDA)	-352
17/18 Contracted orthodontic activity (UOA)	0
Carry forward orthodontic activity (UOA)	0
Baseline contract value	£456,540.88

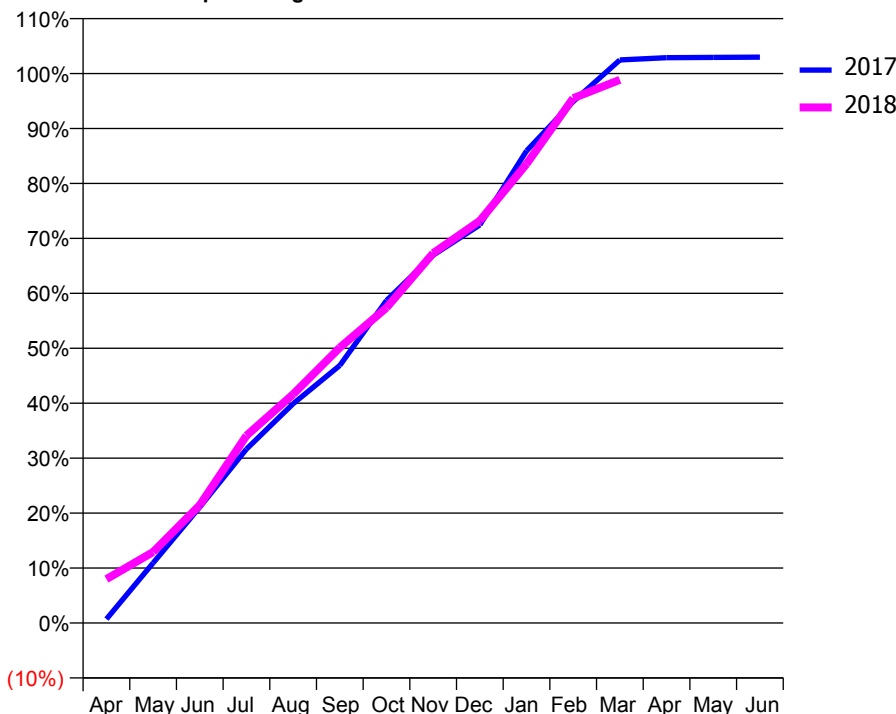
ACCESS*

Patients seen in 24 months	Total	Change since previous quarter
Quarter ending March 2017	6,511	
Quarter ending June 2017	6,566	→
Quarter ending September 2017	6,687	→
Quarter ending December 2017	6,803	→
Quarter ending March 2018	6,726	↓
Variance since March 2017	3.3%	↑



ACTIVITY

Cumulative percentage of contracted UDA delivered 2017 & 2018



Month	Adjusted Scheduled Activity (UDA)	
	2017	2018
April	126	1,406
May	1,920	2,271
June	3,708	3,772
July	5,564	5,996
August	7,015	7,318
September	8,239	8,812
October	10,315	10,089
November	11,768	11,832
December	12,736	12,866
January	15,101	14,685
February	16,683	16,790
March	18,011	17,376
April	18,086	
May	18,092	
June	18,100	

QUALITY

	Quantity	Base Number	Contract	AT	Region	England
% of FP17s for the same patient ID Re-attending within 3 months - Children	176	2,203	8.0%	10.5%	11.5%	11.9%
% of FP17s for the same patient ID Re-attending within 3 months - Adults	434	4,180	10.4%	16.1%	16.8%	16.0%
% of FP17s for the same patient ID Re-attending between 3 & 9 months - Children	674	2,203	30.6%	43.4%	47.7%	58.3%
% of FP17s for the same patient ID Re-attending between 3 & 9 months - Adults	1,137	4,180	27.2%	35.8%	38.2%	50.3%
% of FP17s for Band 1 Urgent Courses	635	6,305	10.1%	10.9%	10.6%	9.1%
% of FP17s Relating to Free Repair or Replacements	69	6,305	1.1%	0.5%	0.6%	0.8%
% of FP17s Relating to Continuations	11	6,305	0.2%	0.7%	0.8%	1.0%
% of Patients satisfied with the dentistry they have received	10	12	83.3%	89.7%	89.3%	91.5%
% of Patients satisfied with the time they had to wait for an appointment	9	12	75.0%	82.7%	84.4%	87.9%

* This is based on patients treated on this contract for their most recent course of treatment. Figures in italics indicate the base number of FP17s or Patient Questionnaire responses are less than 100. N/A is shown where the base number of responses is less than 10 during the period. % is calculated as Quantity/Base number*100

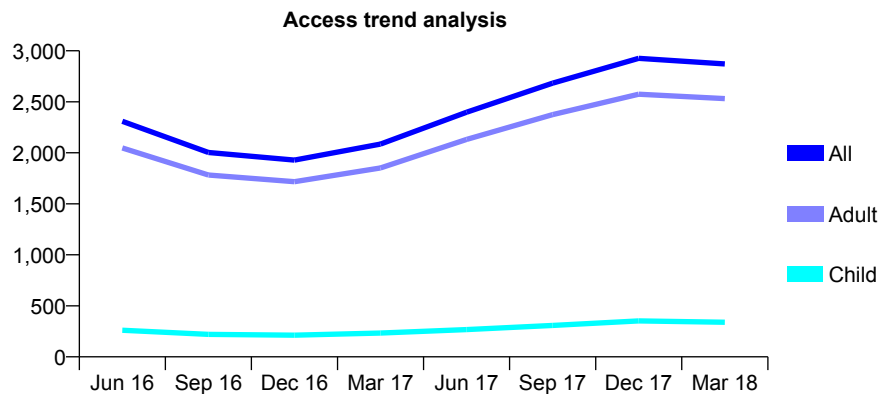
Q61 - Vital Signs At a Glance Contract Report for 151297/0002 - March 2018

Name or company name	Newham Family Dental Care Ltd
Contract type name	PDS Contract
Purpose of contract	General
Contract start date	01/04/2014
Contract end date	31/03/2024

17/18 Contracted general activity (UDA)	8,649
Carry forward general activity (UDA)	0
17/18 Contracted orthodontic activity (UOA)	0
Carry forward orthodontic activity (UOA)	0
Baseline contract value	£449,425.70

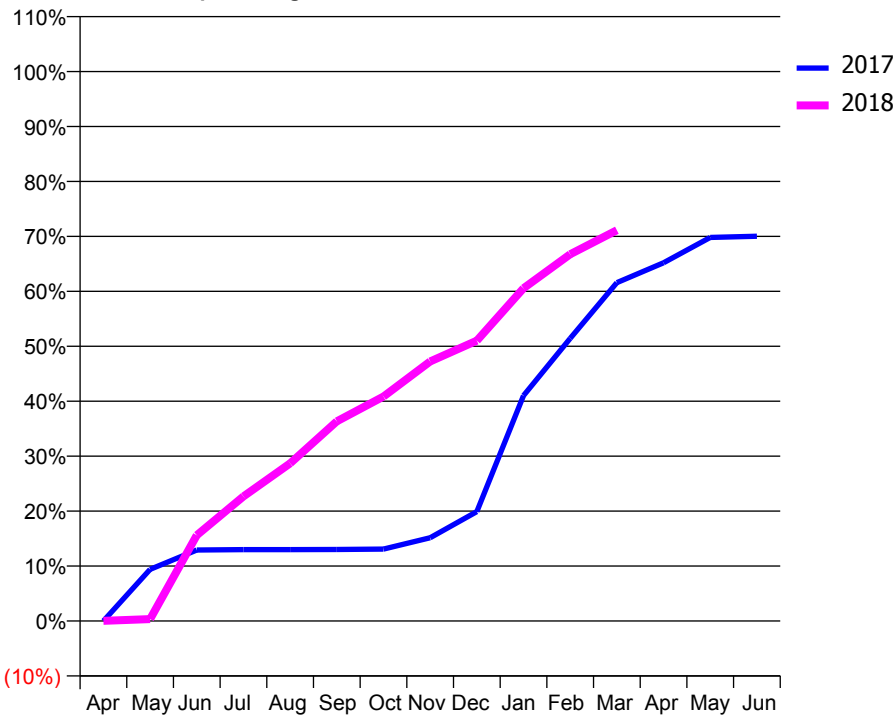
ACCESS*

Patients seen in 24 months	Total	Change since previous quarter
Quarter ending March 2017	2,085	
Quarter ending June 2017	2,398	↑
Quarter ending September 2017	2,683	↑
Quarter ending December 2017	2,926	↑
Quarter ending March 2018	2,871	↓
Variance since March 2017	37.7%	↑



ACTIVITY

Cumulative percentage of contracted UDA delivered 2017 & 2018



Month	Adjusted Scheduled Activity (UDA)	
	2017	2018
April	0	2
May	365	30
June	502	1,351
July	505	1,961
August	505	2,482
September	506	3,144
October	509	3,534
November	589	4,084
December	773	4,413
January	1,594	5,237
February	1,998	5,774
March	2,392	6,152
April	2,533	
May	2,712	
June	2,720	

QUALITY

	Quantity	Base Number	Contract	AT	Region	England
% of FP17s for the same patient ID Re-attending within 3 months - Children	23	804	2.9%	10.5%	11.5%	11.9%
% of FP17s for the same patient ID Re-attending within 3 months - Adults	197	4,584	4.3%	16.1%	16.8%	16.0%
% of FP17s for the same patient ID Re-attending between 3 & 9 months - Children	6	804	0.7%	43.4%	47.7%	58.3%
% of FP17s for the same patient ID Re-attending between 3 & 9 months - Adults	79	4,584	1.7%	35.8%	38.2%	50.3%
% of FP17s for Band 1 Urgent Courses	5,094	5,113	99.6%	10.9%	10.6%	9.1%
% of FP17s Relating to Free Repair or Replacements	0	5,113	0.0%	0.5%	0.6%	0.8%
% of FP17s Relating to Continuations	0	5,113	0.0%	0.7%	0.8%	1.0%
% of Patients satisfied with the dentistry they have received	0	0	N/A	89.7%	89.3%	91.5%
% of Patients satisfied with the time they had to wait for an appointment	0	0	N/A	82.7%	84.4%	87.9%

* This is based on patients treated on this contract for their most recent course of treatment. Figures in italics indicate the base number of FP17s or Patient Questionnaire responses are less than 100. N/A is shown where the base number of responses is less than 10 during the period. % is calculated as Quantity/Base number*100

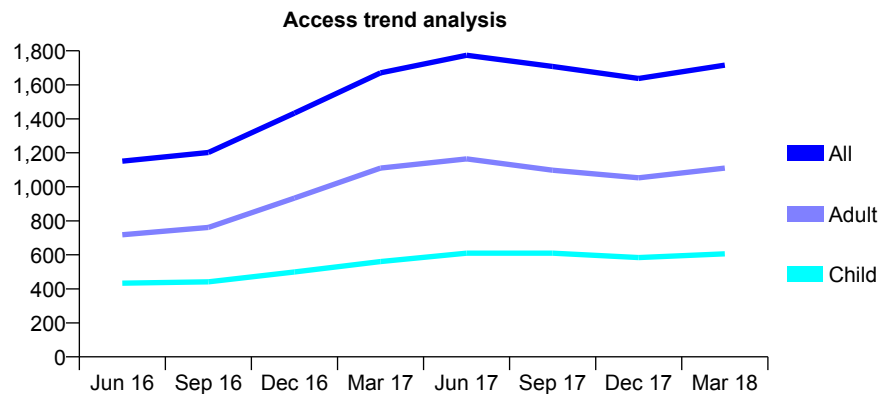
Q61 - Vital Signs At a Glance Contract Report for 153338/0001 - March 2018

Name or company name	Orchard Dental Practice
Contract type name	GDS Contract
Purpose of contract	General
Contract start date	01/07/2015
Contract end date	

17/18 Contracted general activity (UDA)	4,645
Carry forward general activity (UDA)	-93
17/18 Contracted orthodontic activity (UOA)	0
Carry forward orthodontic activity (UOA)	0
Baseline contract value	£164,406.56

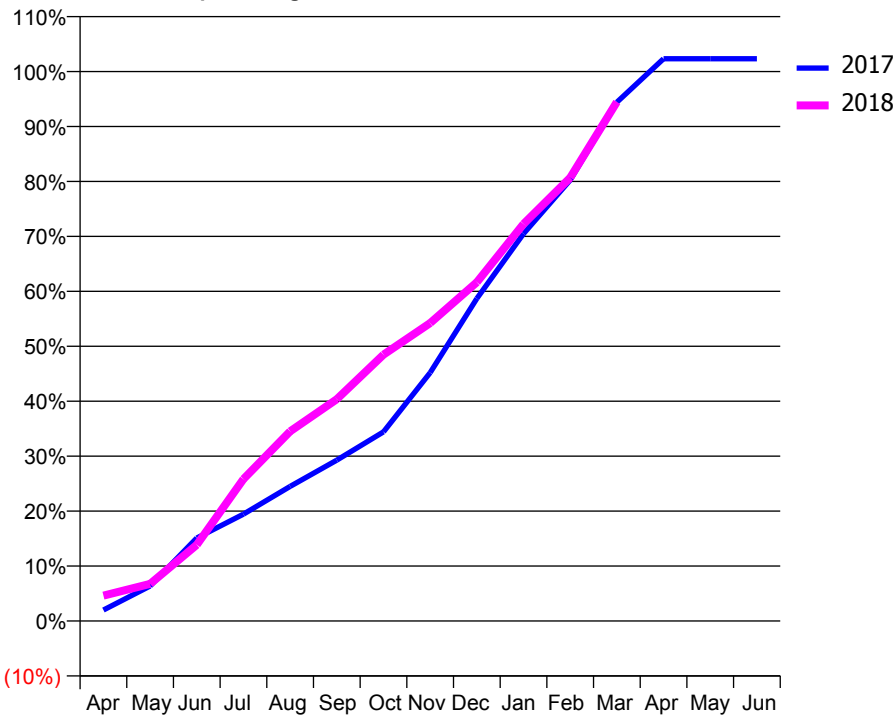
ACCESS*

Patients seen in 24 months	Total	Change since previous quarter
Quarter ending March 2017	1,670	
Quarter ending June 2017	1,774	↑
Quarter ending September 2017	1,708	↓
Quarter ending December 2017	1,637	↓
Quarter ending March 2018	1,716	↑
Variance since March 2017	2.8%	↑



ACTIVITY

Cumulative percentage of contracted UDA delivered 2017 & 2018



Month	Adjusted Scheduled Activity (UDA)	
	2017	2018
April	93	215
May	296	314
June	702	644
July	903	1,199
August	1,138	1,604
September	1,360	1,875
October	1,599	2,252
November	2,100	2,519
December	2,726	2,863
January	3,273	3,356
February	3,727	3,747
March	4,386	4,388
April	4,753	
May	4,753	
June	4,753	

QUALITY

	Quantity	Base Number	Contract	AT	Region	England
% of FP17s for the same patient ID Re-attending within 3 months - Children	49	763	6.4%	10.5%	11.5%	11.9%
% of FP17s for the same patient ID Re-attending within 3 months - Adults	275	1,308	21.0%	16.1%	16.8%	16.0%
% of FP17s for the same patient ID Re-attending between 3 & 9 months - Children	374	763	49.0%	43.4%	47.7%	58.3%
% of FP17s for the same patient ID Re-attending between 3 & 9 months - Adults	479	1,308	36.6%	35.8%	38.2%	50.3%
% of FP17s for Band 1 Urgent Courses	370	1,947	19.0%	10.9%	10.6%	9.1%
% of FP17s Relating to Free Repair or Replacements	16	1,947	0.8%	0.5%	0.6%	0.8%
% of FP17s Relating to Continuations	2	1,947	0.1%	0.7%	0.8%	1.0%
% of Patients satisfied with the dentistry they have received	1	1	N/A	89.7%	89.3%	91.5%
% of Patients satisfied with the time they had to wait for an appointment	1	1	N/A	82.7%	84.4%	87.9%

* This is based on patients treated on this contract for their most recent course of treatment. Figures in italics indicate the base number of FP17s or Patient Questionnaire responses are less than 100. N/A is shown where the base number of responses is less than 10 during the period. % is calculated as Quantity/Base number*100

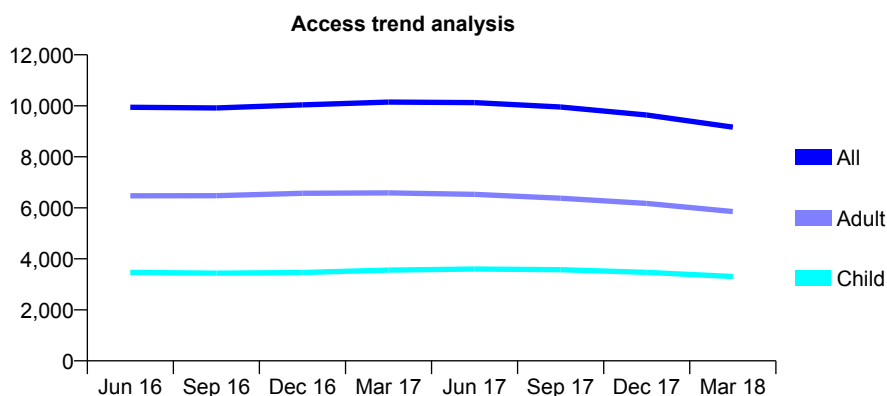
Q61 - Vital Signs At a Glance Contract Report for 153710/0001 - March 2018

Name or company name	Inspire Dental Dagenham Ltd
Contract type name	GDS Contract
Purpose of contract	General and Orthodontic
Contract start date	01/12/2007
Contract end date	

17/18 Contracted general activity (UDA)	28,268
Carry forward general activity (UDA)	-558
17/18 Contracted orthodontic activity (UOA)	2,513
Carry forward orthodontic activity (UOA)	-50
Baseline contract value	£930,957.98

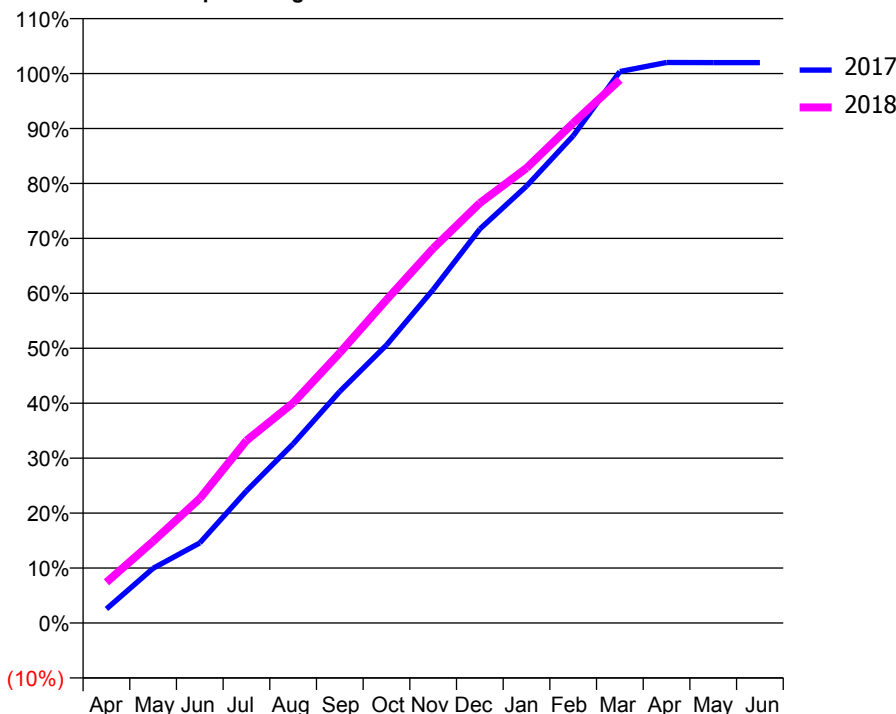
ACCESS*

Patients seen in 24 months	Total	Change since previous quarter
Quarter ending March 2017	10,146	
Quarter ending June 2017	10,124	→
Quarter ending September 2017	9,952	↓
Quarter ending December 2017	9,639	↓
Quarter ending March 2018	9,161	↓
Variance since March 2017	(9.7%)	↓



ACTIVITY

Cumulative percentage of contracted UDA delivered 2017 & 2018



Month	Adjusted Scheduled Activity (UDA)	
	2017	2018
April	725	2,094
May	2,818	4,203
June	4,121	6,407
July	6,792	9,390
August	9,214	11,325
September	11,914	13,898
October	14,302	16,628
November	17,153	19,271
December	20,267	21,602
January	22,476	23,405
February	25,064	25,718
March	28,369	27,946
April	28,835	
May	28,825	
June	28,826	

QUALITY

	Quantity	Base Number	Contract	AT	Region	England
% of FP17s for the same patient ID Re-attending within 3 months - Children	329	4,449	7.4%	10.5%	11.5%	11.9%
% of FP17s for the same patient ID Re-attending within 3 months - Adults	724	6,111	11.8%	16.1%	16.8%	16.0%
% of FP17s for the same patient ID Re-attending between 3 & 9 months - Children	2,464	4,449	55.4%	43.4%	47.7%	58.3%
% of FP17s for the same patient ID Re-attending between 3 & 9 months - Adults	2,713	6,111	44.4%	35.8%	38.2%	50.3%
% of FP17s for Band 1 Urgent Courses	596	9,967	6.0%	10.9%	10.6%	9.1%
% of FP17s Relating to Free Repair or Replacements	54	9,967	0.5%	0.5%	0.6%	0.8%
% of FP17s Relating to Continuations	34	9,967	0.3%	0.7%	0.8%	1.0%
% of Patients satisfied with the dentistry they have received	3	3	N/A	89.7%	89.3%	91.5%
% of Patients satisfied with the time they had to wait for an appointment	3	3	N/A	82.7%	84.4%	87.9%

* This is based on patients treated on this contract for their most recent course of treatment. Figures in italics indicate the base number of FP17s or Patient Questionnaire responses are less than 100. N/A is shown where the base number of responses is less than 10 during the period. % is calculated as Quantity/Base number*100

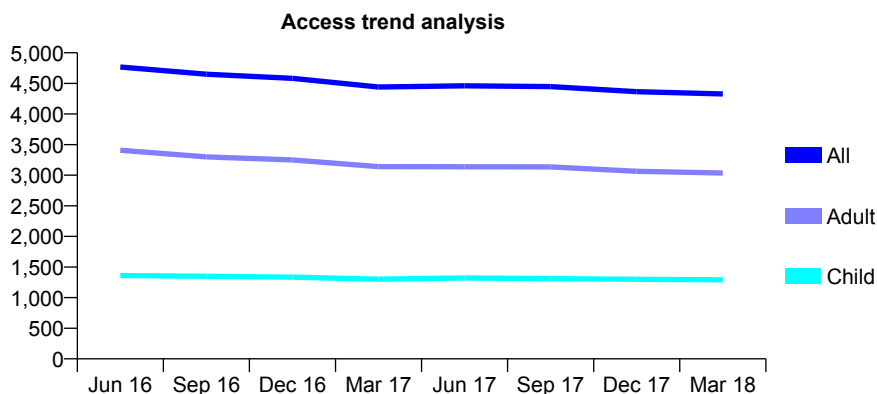
Q61 - Vital Signs At a Glance Contract Report for 158615/0001 - March 2018

Name or company name	Mr R NAidu and Mrs P Naidu
Contract type name	GDS Contract
Purpose of contract	General
Contract start date	01/04/2010
Contract end date	

17/18 Contracted general activity (UDA)	12,066
Carry forward general activity (UDA)	-6
17/18 Contracted orthodontic activity (UOA)	0
Carry forward orthodontic activity (UOA)	0
Baseline contract value	£329,702.84

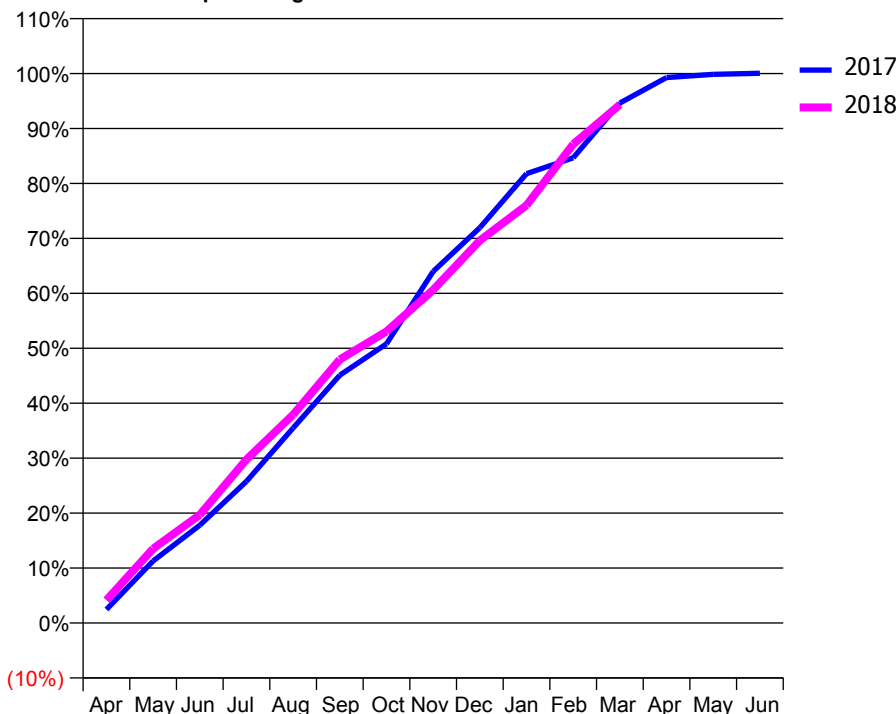
ACCESS*

Patients seen in 24 months	Total	Change since previous quarter
Quarter ending March 2017	4,442	
Quarter ending June 2017	4,461	→
Quarter ending September 2017	4,447	→
Quarter ending December 2017	4,364	↓
Quarter ending March 2018	4,328	→
Variance since March 2017	(2.6%)	↓



ACTIVITY

Cumulative percentage of contracted UDA delivered 2017 & 2018



Adjusted Scheduled Activity (UDA)

Month	2017	2018
April	298	502
May	1,363	1,633
June	2,148	2,377
July	3,110	3,592
August	4,283	4,574
September	5,442	5,789
October	6,129	6,401
November	7,719	7,317
December	8,680	8,399
January	9,866	9,171
February	10,216	10,513
March	11,417	11,384
April	11,977	
May	12,049	
June	12,072	

QUALITY

	Quantity	Base Number	Contract	AT	Region	England
% of FP17s for the same patient ID Re-attending within 3 months - Children	124	1,783	7.0%	10.5%	11.5%	11.9%
% of FP17s for the same patient ID Re-attending within 3 months - Adults	403	3,870	10.4%	16.1%	16.8%	16.0%
% of FP17s for the same patient ID Re-attending between 3 & 9 months - Children	978	1,783	54.9%	43.4%	47.7%	58.3%
% of FP17s for the same patient ID Re-attending between 3 & 9 months - Adults	2,150	3,870	55.6%	35.8%	38.2%	50.3%
% of FP17s for Band 1 Urgent Courses	327	5,382	6.1%	10.9%	10.6%	9.1%
% of FP17s Relating to Free Repair or Replacements	41	5,382	0.8%	0.5%	0.6%	0.8%
% of FP17s Relating to Continuations	27	5,382	0.5%	0.7%	0.8%	1.0%
% of Patients satisfied with the dentistry they have received	3	3	N/A	89.7%	89.3%	91.5%
% of Patients satisfied with the time they had to wait for an appointment	3	3	N/A	82.7%	84.4%	87.9%

* This is based on patients treated on this contract for their most recent course of treatment. Figures in italics indicate the base number of FP17s or Patient Questionnaire responses are less than 100. N/A is shown where the base number of responses is less than 10 during the period. % is calculated as Quantity/Base number*100

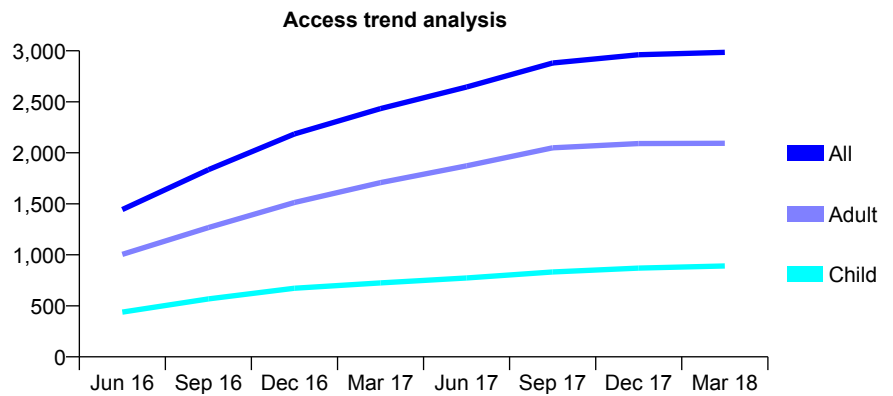
Q61 - Vital Signs At a Glance Contract Report for 158860/0001 - March 2018

Name or company name	Ashish Patel
Contract type name	GDS Contract
Purpose of contract	General
Contract start date	01/11/2015
Contract end date	

17/18 Contracted general activity (UDA)	6,902
Carry forward general activity (UDA)	-138
17/18 Contracted orthodontic activity (UOA)	0
Carry forward orthodontic activity (UOA)	0
Baseline contract value	£277,888.95

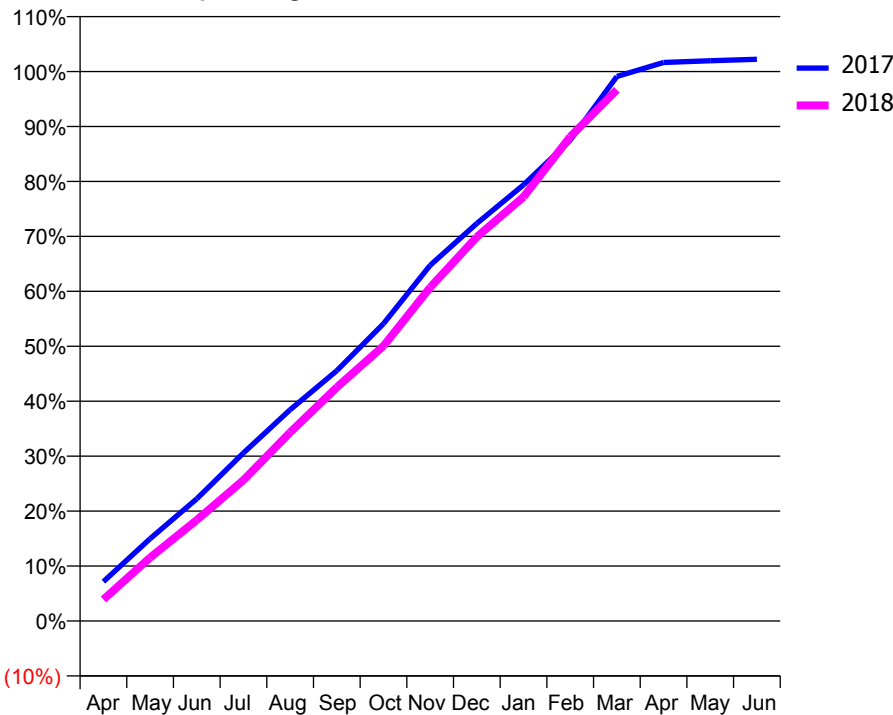
ACCESS*

Patients seen in 24 months	Total	Change since previous quarter
Quarter ending March 2017	2,433	
Quarter ending June 2017	2,645	↑
Quarter ending September 2017	2,881	↑
Quarter ending December 2017	2,961	↑
Quarter ending March 2018	2,985	→
Variance since March 2017	22.7%	↑



ACTIVITY

Cumulative percentage of contracted UDA delivered 2017 & 2018



Month	Adjusted Scheduled Activity (UDA)	
	2017	2018
April	495	271
May	1,035	796
June	1,534	1,268
July	2,111	1,769
August	2,653	2,370
September	3,145	2,936
October	3,734	3,454
November	4,468	4,189
December	4,993	4,825
January	5,478	5,326
February	6,039	6,083
March	6,839	6,672
April	7,016	
May	7,038	
June	7,056	

QUALITY

	Quantity	Base Number	Contract	AT	Region	England
% of FP17s for the same patient ID Re-attending within 3 months - Children	82	831	9.9%	10.5%	11.5%	11.9%
% of FP17s for the same patient ID Re-attending within 3 months - Adults	283	1,908	14.8%	16.1%	16.8%	16.0%
% of FP17s for the same patient ID Re-attending between 3 & 9 months - Children	159	831	19.1%	43.4%	47.7%	58.3%
% of FP17s for the same patient ID Re-attending between 3 & 9 months - Adults	352	1,908	18.4%	35.8%	38.2%	50.3%
% of FP17s for Band 1 Urgent Courses	394	2,657	14.8%	10.9%	10.6%	9.1%
% of FP17s Relating to Free Repair or Replacements	2	2,657	0.1%	0.5%	0.6%	0.8%
% of FP17s Relating to Continuations	15	2,657	0.6%	0.7%	0.8%	1.0%
% of Patients satisfied with the dentistry they have received	1	1	N/A	89.7%	89.3%	91.5%
% of Patients satisfied with the time they had to wait for an appointment	1	1	N/A	82.7%	84.4%	87.9%

* This is based on patients treated on this contract for their most recent course of treatment. Figures in italics indicate the base number of FP17s or Patient Questionnaire responses are less than 100. N/A is shown where the base number of responses is less than 10 during the period. % is calculated as Quantity/Base number*100

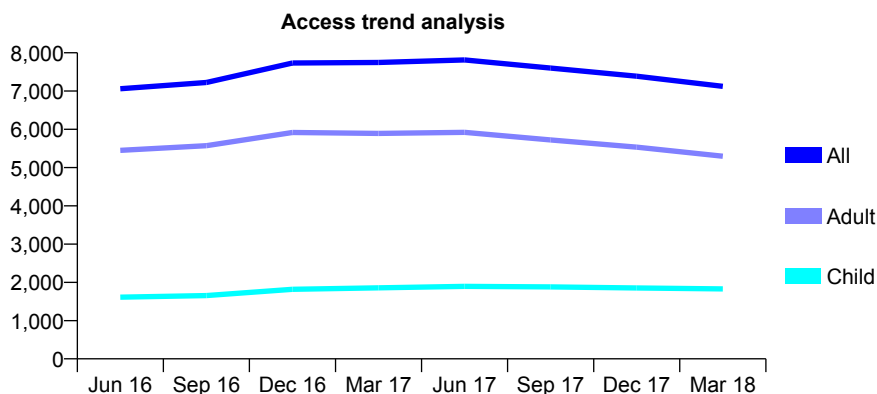
Q61 - Vital Signs At a Glance Contract Report for 159050/0001 - March 2018

Name or company name	THE HARROW DENTAL PRACTICE LIMIT
Contract type name	GDS Contract
Purpose of contract	General
Contract start date	01/04/2011
Contract end date	

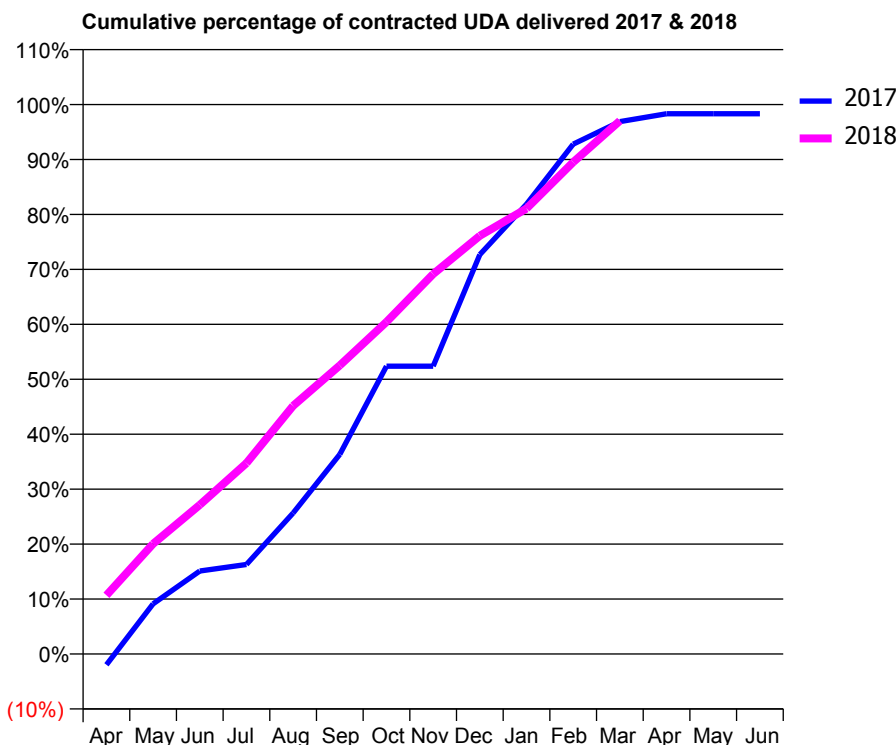
17/18 Contracted general activity (UDA)	19,469
Carry forward general activity (UDA)	327
17/18 Contracted orthodontic activity (UOA)	0
Carry forward orthodontic activity (UOA)	0
Baseline contract value	£507,076.51

ACCESS*

Patients seen in 24 months	Total	Change since previous quarter
Quarter ending March 2017	7,749	
Quarter ending June 2017	7,815	→
Quarter ending September 2017	7,601	↓
Quarter ending December 2017	7,389	↓
Quarter ending March 2018	7,122	↓
Variance since March 2017	(8.1%)	↓



ACTIVITY



Month	Adjusted Scheduled Activity (UDA)	
	2017	2018
April	-385	2,082
May	1,777	3,907
June	2,940	5,283
July	3,173	6,762
August	4,997	8,794
September	7,075	10,225
October	10,196	11,765
November	10,196	13,462
December	14,152	14,818
January	15,937	15,780
February	18,064	17,427
March	18,864	18,890
April	19,143	
May	19,142	
June	19,142	

QUALITY

	Quantity	Base Number	Contract	AT	Region	England
% of FP17s for the same patient ID Re-attending within 3 months - Children	113	2,592	4.4%	10.5%	11.5%	11.9%
% of FP17s for the same patient ID Re-attending within 3 months - Adults	762	6,918	11.0%	16.1%	16.8%	16.0%
% of FP17s for the same patient ID Re-attending between 3 & 9 months - Children	1,496	2,592	57.7%	43.4%	47.7%	58.3%
% of FP17s for the same patient ID Re-attending between 3 & 9 months - Adults	4,063	6,918	58.7%	35.8%	38.2%	50.3%
% of FP17s for Band 1 Urgent Courses	358	9,334	3.8%	10.9%	10.6%	9.1%
% of FP17s Relating to Free Repair or Replacements	101	9,334	1.1%	0.5%	0.6%	0.8%
% of FP17s Relating to Continuations	161	9,334	1.7%	0.7%	0.8%	1.0%
% of Patients satisfied with the dentistry they have received	2	3	N/A	89.7%	89.3%	91.5%
% of Patients satisfied with the time they had to wait for an appointment	2	3	N/A	82.7%	84.4%	87.9%

* This is based on patients treated on this contract for their most recent course of treatment. Figures in italics indicate the base number of FP17s or Patient Questionnaire responses are less than 100. N/A is shown where the base number of responses is less than 10 during the period. % is calculated as Quantity/Base number*100

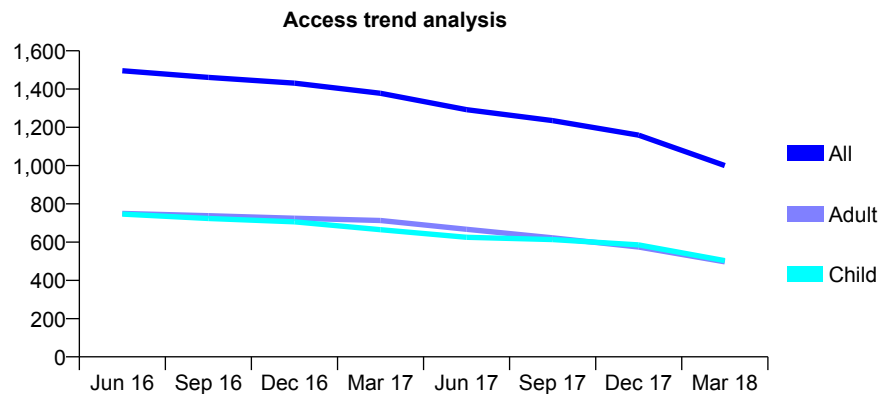
Q61 - Vital Signs At a Glance Contract Report for 159557/0001 - March 2018

Name or company name	Ilford Lane Family Dental Surgery
Contract type name	GDS Contract
Purpose of contract	General
Contract start date	01/04/2013
Contract end date	

17/18 Contracted general activity (UDA)	4,998
Carry forward general activity (UDA)	79
17/18 Contracted orthodontic activity (UOA)	0
Carry forward orthodontic activity (UOA)	0
Baseline contract value	£172,709.24

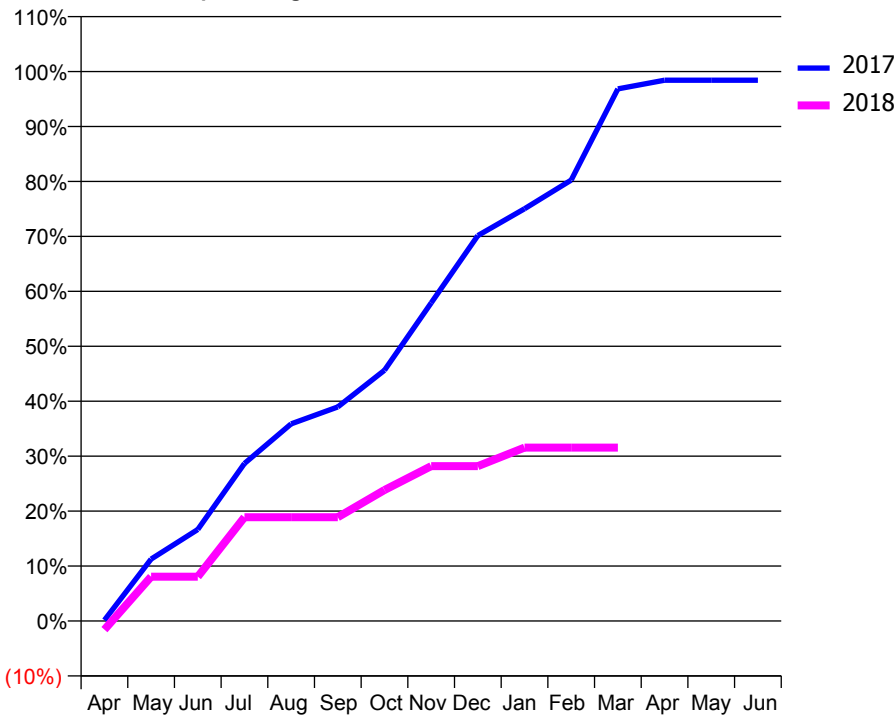
ACCESS*

Patients seen in 24 months	Total	Change since previous quarter
Quarter ending March 2017	1,378	
Quarter ending June 2017	1,292	↓
Quarter ending September 2017	1,235	↓
Quarter ending December 2017	1,159	↓
Quarter ending March 2018	1,000	↓
Variance since March 2017	(27.4%)	↓



ACTIVITY

Cumulative percentage of contracted UDA delivered 2017 & 2018



Month	Adjusted Scheduled Activity (UDA)	
	2017	2018
April	8	-79
May	563	403
June	833	403
July	1,433	944
August	1,793	944
September	1,948	944
October	2,280	1,192
November	2,893	1,408
December	3,506	1,408
January	3,749	1,578
February	4,010	1,578
March	4,839	1,578
April	4,919	
May	4,919	
June	4,919	

QUALITY

	Quantity	Base Number	Contract	AT	Region	England
% of FP17s for the same patient ID Re-attending within 3 months - Children	42	372	11.3%	10.5%	11.5%	11.9%
% of FP17s for the same patient ID Re-attending within 3 months - Adults	66	290	22.8%	16.1%	16.8%	16.0%
% of FP17s for the same patient ID Re-attending between 3 & 9 months - Children	93	372	25.0%	43.4%	47.7%	58.3%
% of FP17s for the same patient ID Re-attending between 3 & 9 months - Adults	70	290	24.1%	35.8%	38.2%	50.3%
% of FP17s for Band 1 Urgent Courses	160	653	24.5%	10.9%	10.6%	9.1%
% of FP17s Relating to Free Repair or Replacements	0	653	0.0%	0.5%	0.6%	0.8%
% of FP17s Relating to Continuations	0	653	0.0%	0.7%	0.8%	1.0%
% of Patients satisfied with the dentistry they have received	0	0	N/A	89.7%	89.3%	91.5%
% of Patients satisfied with the time they had to wait for an appointment	0	0	N/A	82.7%	84.4%	87.9%

* This is based on patients treated on this contract for their most recent course of treatment. Figures in italics indicate the base number of FP17s or Patient Questionnaire responses are less than 100. N/A is shown where the base number of responses is less than 10 during the period. % is calculated as Quantity/Base number*100

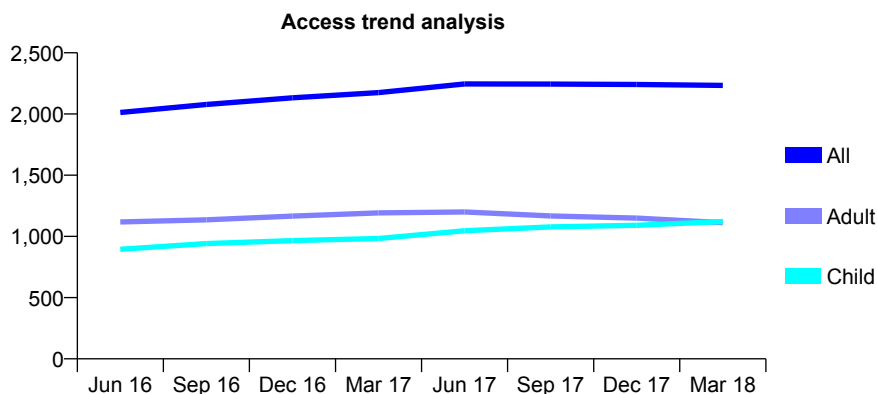
Q61 - Vital Signs At a Glance Contract Report for 160946/0001 - March 2018

Name or company name	Drs Landau & Lauffer
Contract type name	GDS Contract
Purpose of contract	General
Contract start date	08/02/2014
Contract end date	

17/18 Contracted general activity (UDA)	6,500
Carry forward general activity (UDA)	-14
17/18 Contracted orthodontic activity (UOA)	0
Carry forward orthodontic activity (UOA)	0
Baseline contract value	£176,961.74

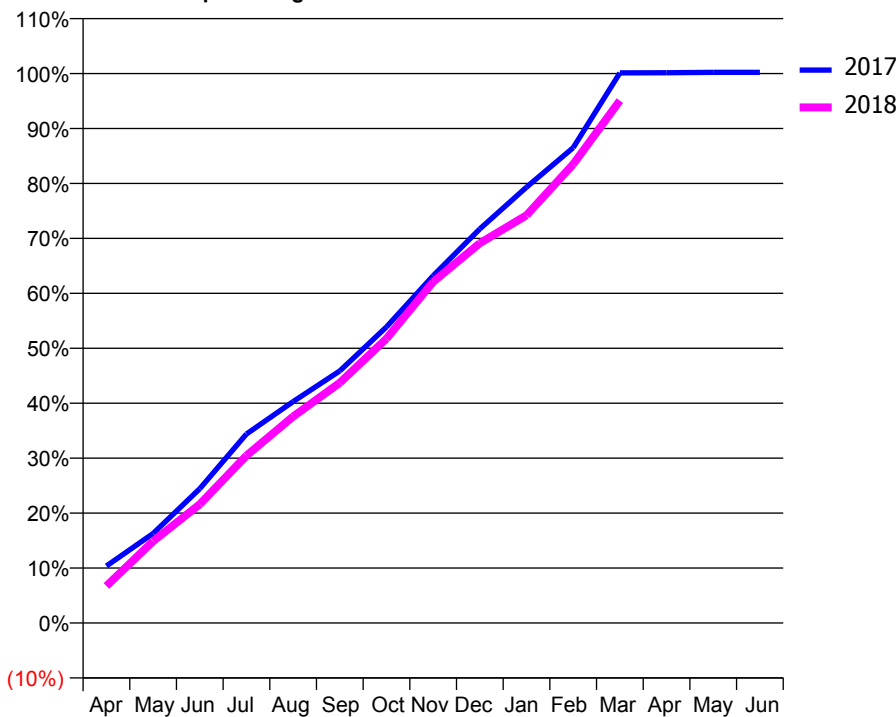
ACCESS*

Patients seen in 24 months	Total	Change since previous quarter
Quarter ending March 2017	2,175	
Quarter ending June 2017	2,246	↑
Quarter ending September 2017	2,245	→
Quarter ending December 2017	2,241	→
Quarter ending March 2018	2,234	→
Variance since March 2017	2.7%	↑



ACTIVITY

Cumulative percentage of contracted UDA delivered 2017 & 2018



Month	Adjusted Scheduled Activity (UDA)	
	2017	2018
April	675	438
May	1,059	967
June	1,589	1,404
July	2,236	1,981
August	2,619	2,443
September	2,982	2,841
October	3,503	3,363
November	4,108	4,035
December	4,662	4,494
January	5,155	4,822
February	5,622	5,427
March	6,507	6,180
April	6,508	
May	6,514	
June	6,514	

QUALITY

	Quantity	Base Number	Contract	AT	Region	England
% of FP17s for the same patient ID Re-attending within 3 months - Children	93	1,384	6.7%	10.5%	11.5%	11.9%
% of FP17s for the same patient ID Re-attending within 3 months - Adults	204	1,056	19.3%	16.1%	16.8%	16.0%
% of FP17s for the same patient ID Re-attending between 3 & 9 months - Children	614	1,384	44.4%	43.4%	47.7%	58.3%
% of FP17s for the same patient ID Re-attending between 3 & 9 months - Adults	328	1,056	31.1%	35.8%	38.2%	50.3%
% of FP17s for Band 1 Urgent Courses	209	2,435	8.6%	10.9%	10.6%	9.1%
% of FP17s Relating to Free Repair or Replacements	1	2,435	0.0%	0.5%	0.6%	0.8%
% of FP17s Relating to Continuations	2	2,435	0.1%	0.7%	0.8%	1.0%
% of Patients satisfied with the dentistry they have received	0	1	N/A	89.7%	89.3%	91.5%
% of Patients satisfied with the time they had to wait for an appointment	0	1	N/A	82.7%	84.4%	87.9%

* This is based on patients treated on this contract for their most recent course of treatment. Figures in italics indicate the base number of FP17s or Patient Questionnaire responses are less than 100. N/A is shown where the base number of responses is less than 10 during the period. % is calculated as Quantity/Base number*100

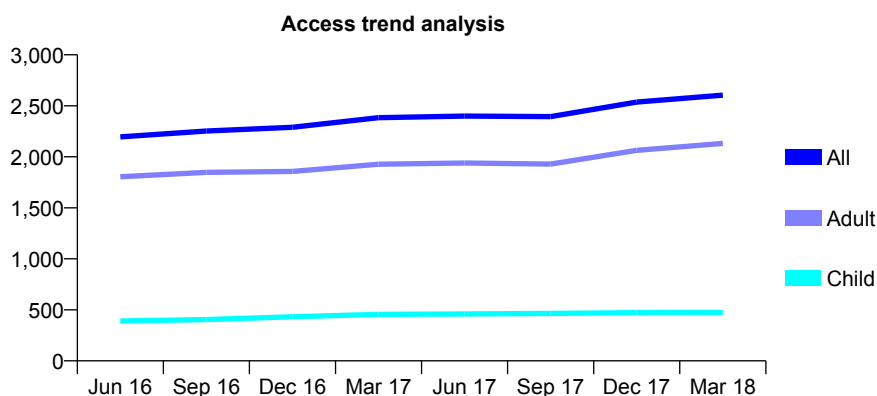
Q61 - Vital Signs At a Glance Contract Report for 161462/0001 - March 2018

Name or company name	NEWHAM FAMILY DENTAL CARE LTD
Contract type name	GDS Contract
Purpose of contract	General
Contract start date	15/10/2012
Contract end date	

17/18 Contracted general activity (UDA)	6,000
Carry forward general activity (UDA)	0
17/18 Contracted orthodontic activity (UOA)	0
Carry forward orthodontic activity (UOA)	0
Baseline contract value	£183,120.05

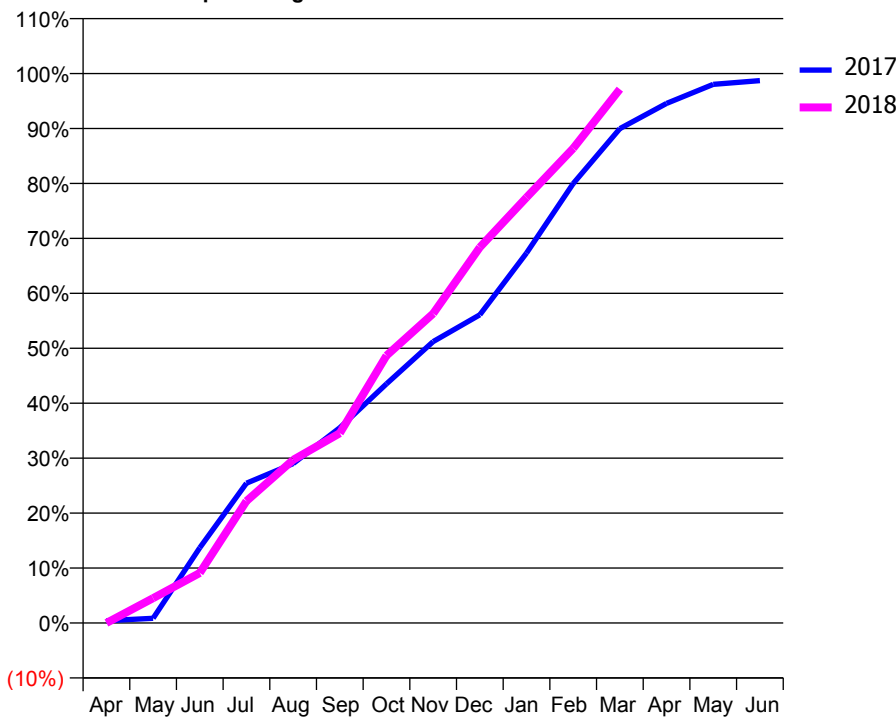
ACCESS*

Patients seen in 24 months	Total	Change since previous quarter
Quarter ending March 2017	2,384	
Quarter ending June 2017	2,399	→
Quarter ending September 2017	2,394	→
Quarter ending December 2017	2,536	↑
Quarter ending March 2018	2,605	↑
Variance since March 2017	9.3%	↑



ACTIVITY

Cumulative percentage of contracted UDA delivered 2017 & 2018



Month	Adjusted Scheduled Activity (UDA)	
	2017	2018
April	25	0
May	52	271
June	822	547
July	1,527	1,331
August	1,741	1,781
September	2,132	2,073
October	2,612	2,920
November	3,072	3,379
December	3,365	4,102
January	4,039	4,648
February	4,798	5,182
March	5,398	5,829
April	5,674	
May	5,881	
June	5,923	

QUALITY

	Quantity	Base Number	Contract	AT	Region	England
% of FP17s for the same patient ID Re-attending within 3 months - Children	50	534	9.4%	10.5%	11.5%	11.9%
% of FP17s for the same patient ID Re-attending within 3 months - Adults	227	2,090	10.9%	16.1%	16.8%	16.0%
% of FP17s for the same patient ID Re-attending between 3 & 9 months - Children	219	534	41.0%	43.4%	47.7%	58.3%
% of FP17s for the same patient ID Re-attending between 3 & 9 months - Adults	562	2,090	26.9%	35.8%	38.2%	50.3%
% of FP17s for Band 1 Urgent Courses	477	2,468	19.3%	10.9%	10.6%	9.1%
% of FP17s Relating to Free Repair or Replacements	22	2,468	0.9%	0.5%	0.6%	0.8%
% of FP17s Relating to Continuations	2	2,468	0.1%	0.7%	0.8%	1.0%
% of Patients satisfied with the dentistry they have received	3	3	N/A	89.7%	89.3%	91.5%
% of Patients satisfied with the time they had to wait for an appointment	3	3	N/A	82.7%	84.4%	87.9%

* This is based on patients treated on this contract for their most recent course of treatment. Figures in italics indicate the base number of FP17s or Patient Questionnaire responses are less than 100. N/A is shown where the base number of responses is less than 10 during the period. % is calculated as Quantity/Base number*100

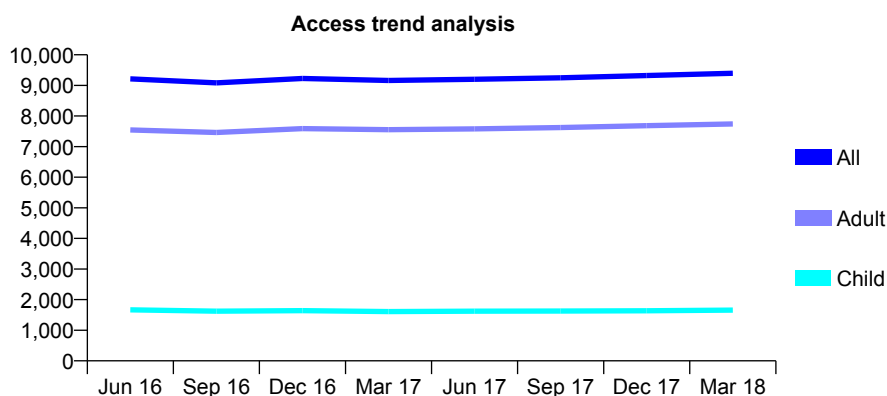
Q61 - Vital Signs At a Glance Contract Report for 162574/0001 - March 2018

Name or company name	10 Hall Lane Dental Practice Ltd
Contract type name	GDS Contract
Purpose of contract	General
Contract start date	01/04/2010
Contract end date	

17/18 Contracted general activity (UDA)	21,964
Carry forward general activity (UDA)	-319
17/18 Contracted orthodontic activity (UOA)	0
Carry forward orthodontic activity (UOA)	0
Baseline contract value	£713,847.00

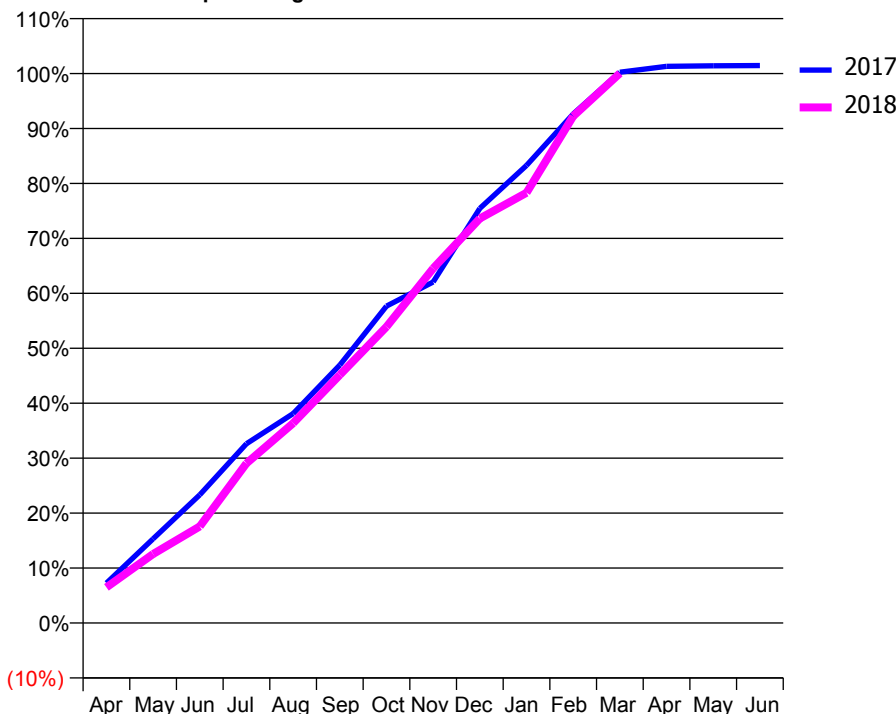
ACCESS*

Patients seen in 24 months	Total	Change since previous quarter
Quarter ending March 2017	9,162	
Quarter ending June 2017	9,201	→
Quarter ending September 2017	9,249	→
Quarter ending December 2017	9,321	→
Quarter ending March 2018	9,395	→
Variance since March 2017	2.5%	↑



ACTIVITY

Cumulative percentage of contracted UDA delivered 2017 & 2018



Month	Adjusted Scheduled Activity (UDA)	
	2017	2018
April	1,599	1,427
May	3,368	2,756
June	5,126	3,864
July	7,164	6,380
August	8,369	7,988
September	10,309	9,914
October	12,669	11,841
November	13,630	14,175
December	16,573	16,168
January	18,289	17,199
February	20,350	20,254
March	22,017	21,973
April	22,252	
May	22,273	
June	22,283	

QUALITY

	Quantity	Base Number	Contract	AT	Region	England
% of FP17s for the same patient ID Re-attending within 3 months - Children	107	2,105	5.1%	10.5%	11.5%	11.9%
% of FP17s for the same patient ID Re-attending within 3 months - Adults	1,354	9,412	14.4%	16.1%	16.8%	16.0%
% of FP17s for the same patient ID Re-attending between 3 & 9 months - Children	964	2,105	45.8%	43.4%	47.7%	58.3%
% of FP17s for the same patient ID Re-attending between 3 & 9 months - Adults	3,429	9,412	36.4%	35.8%	38.2%	50.3%
% of FP17s for Band 1 Urgent Courses	1,099	11,365	9.7%	10.9%	10.6%	9.1%
% of FP17s Relating to Free Repair or Replacements	150	11,365	1.3%	0.5%	0.6%	0.8%
% of FP17s Relating to Continuations	64	11,365	0.6%	0.7%	0.8%	1.0%
% of Patients satisfied with the dentistry they have received	7	8	N/A	89.7%	89.3%	91.5%
% of Patients satisfied with the time they had to wait for an appointment	5	8	N/A	82.7%	84.4%	87.9%

* This is based on patients treated on this contract for their most recent course of treatment. Figures in italics indicate the base number of FP17s or Patient Questionnaire responses are less than 100. N/A is shown where the base number of responses is less than 10 during the period. % is calculated as Quantity/Base number*100

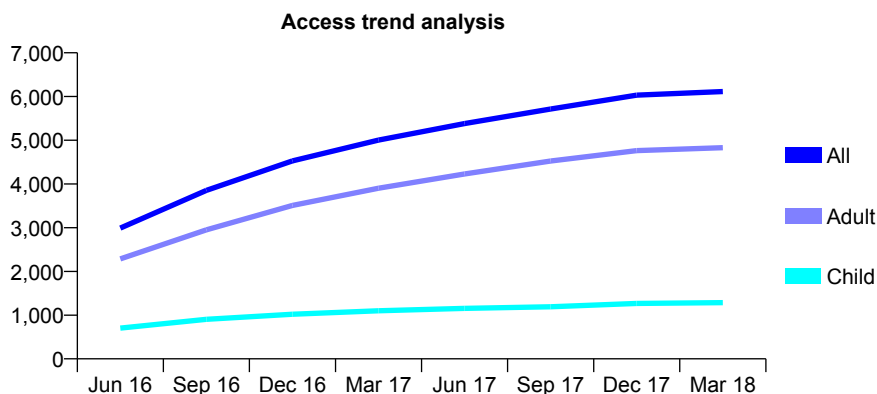
Q61 - Vital Signs At a Glance Contract Report for 164461/0001 - March 2018

Name or company name	Mohsin Ali
Contract type name	GDS Contract
Purpose of contract	General
Contract start date	01/12/2015
Contract end date	

17/18 Contracted general activity (UDA)	14,800
Carry forward general activity (UDA)	551
17/18 Contracted orthodontic activity (UOA)	0
Carry forward orthodontic activity (UOA)	0
Baseline contract value	£282,751.58

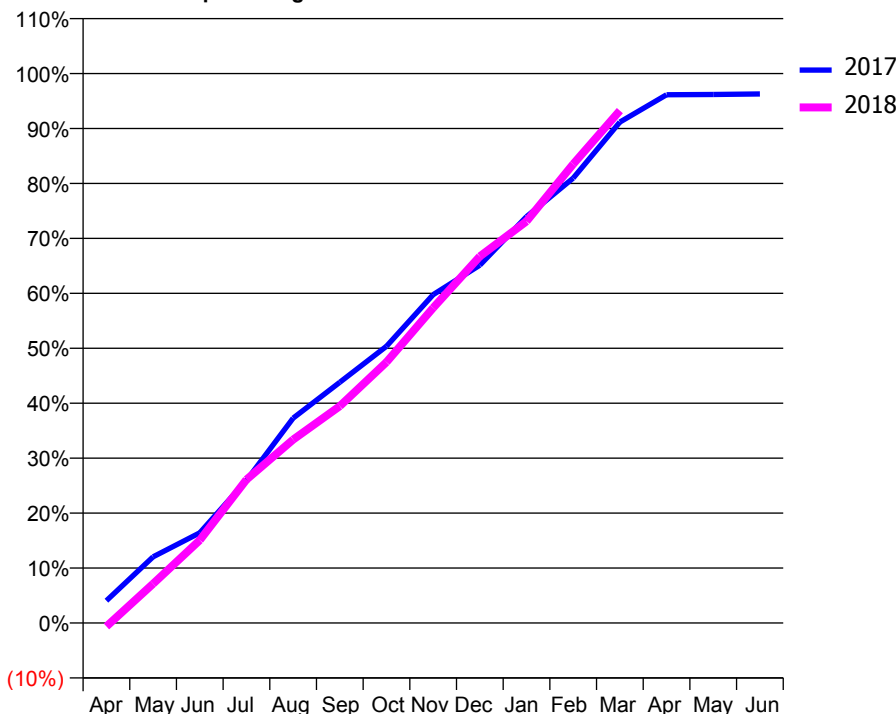
ACCESS*

Patients seen in 24 months	Total	Change since previous quarter
Quarter ending March 2017	5,003	
Quarter ending June 2017	5,383	↑
Quarter ending September 2017	5,714	↑
Quarter ending December 2017	6,032	↑
Quarter ending March 2018	6,114	→
Variance since March 2017	22.2%	↑



ACTIVITY

Cumulative percentage of contracted UDA delivered 2017 & 2018



Month	Adjusted Scheduled Activity (UDA)	
	2017	2018
April	601	-94
May	1,784	1,059
June	2,429	2,231
July	3,839	3,863
August	5,517	4,939
September	6,483	5,842
October	7,453	7,026
November	8,844	8,489
December	9,639	9,875
January	10,944	10,818
February	11,982	12,362
March	13,491	13,802
April	14,228	
May	14,235	
June	14,249	

QUALITY

	Quantity	Base Number	Contract	AT	Region	England
% of FP17s for the same patient ID Re-attending within 3 months - Children	84	1,674	5.0%	10.5%	11.5%	11.9%
% of FP17s for the same patient ID Re-attending within 3 months - Adults	874	5,943	14.7%	16.1%	16.8%	16.0%
% of FP17s for the same patient ID Re-attending between 3 & 9 months - Children	764	1,674	45.6%	43.4%	47.7%	58.3%
% of FP17s for the same patient ID Re-attending between 3 & 9 months - Adults	2,474	5,943	41.6%	35.8%	38.2%	50.3%
% of FP17s for Band 1 Urgent Courses	746	7,044	10.6%	10.9%	10.6%	9.1%
% of FP17s Relating to Free Repair or Replacements	61	7,044	0.9%	0.5%	0.6%	0.8%
% of FP17s Relating to Continuations	74	7,044	1.1%	0.7%	0.8%	1.0%
% of Patients satisfied with the dentistry they have received	4	5	N/A	89.7%	89.3%	91.5%
% of Patients satisfied with the time they had to wait for an appointment	4	5	N/A	82.7%	84.4%	87.9%

* This is based on patients treated on this contract for their most recent course of treatment. Figures in italics indicate the base number of FP17s or Patient Questionnaire responses are less than 100. N/A is shown where the base number of responses is less than 10 during the period. % is calculated as Quantity/Base number*100

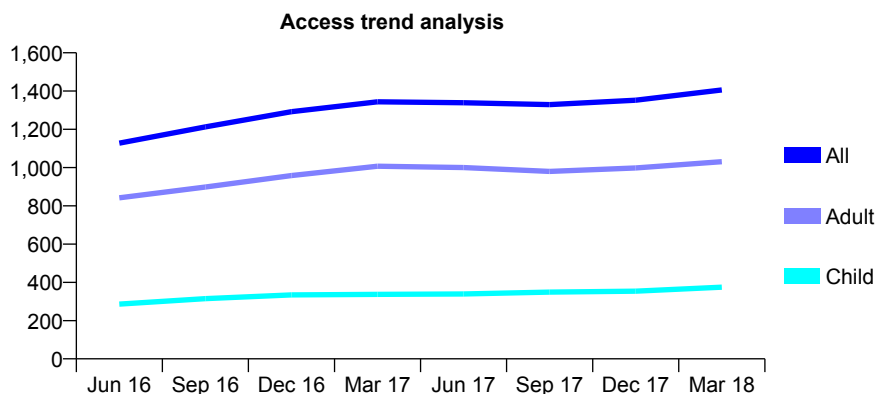
Q61 - Vital Signs At a Glance Contract Report for 165069/0001 - March 2018

Name or company name	The Fenton Dental Surgery
Contract type name	GDS Contract
Purpose of contract	General
Contract start date	01/02/2015
Contract end date	

17/18 Contracted general activity (UDA)	4,369
Carry forward general activity (UDA)	4
17/18 Contracted orthodontic activity (UOA)	0
Carry forward orthodontic activity (UOA)	0
Baseline contract value	£126,338.30

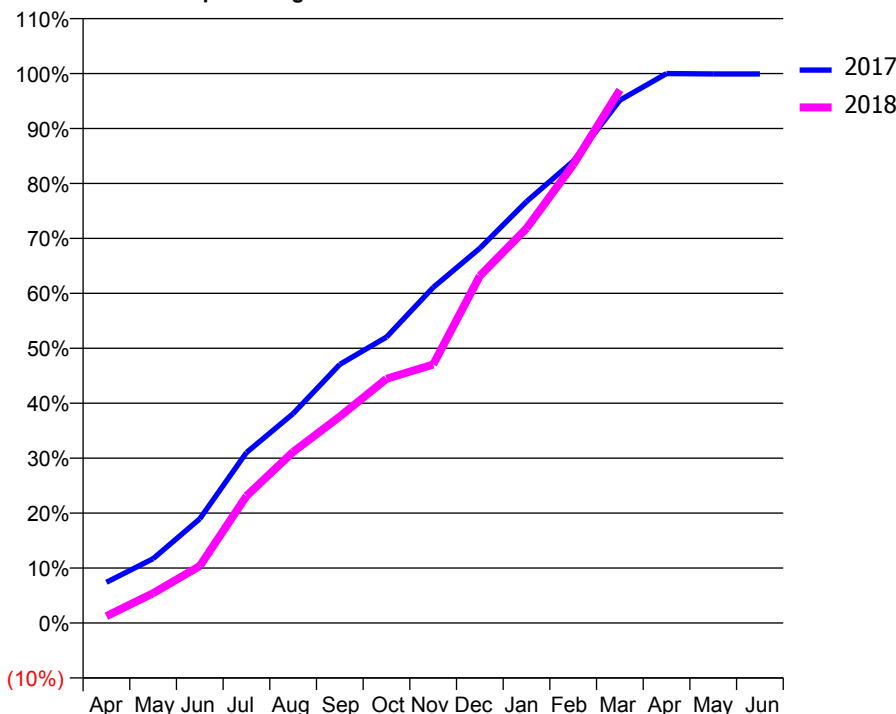
ACCESS*

Patients seen in 24 months	Total	Change since previous quarter
Quarter ending March 2017	1,344	
Quarter ending June 2017	1,339	→
Quarter ending September 2017	1,329	→
Quarter ending December 2017	1,352	→
Quarter ending March 2018	1,406	↑
Variance since March 2017	4.6%	↑



ACTIVITY

Cumulative percentage of contracted UDA delivered 2017 & 2018



Month	Adjusted Scheduled Activity (UDA)	
	2017	2018
April	324	55
May	511	237
June	829	454
July	1,355	1,010
August	1,665	1,361
September	2,056	1,642
October	2,273	1,941
November	2,668	2,055
December	2,980	2,761
January	3,351	3,138
February	3,672	3,644
March	4,157	4,238
April	4,368	
May	4,365	
June	4,365	

QUALITY

	Quantity	Base Number	Contract	AT	Region	England
% of FP17s for the same patient ID Re-attending within 3 months - Children	31	455	6.8%	10.5%	11.5%	11.9%
% of FP17s for the same patient ID Re-attending within 3 months - Adults	232	1,223	19.0%	16.1%	16.8%	16.0%
% of FP17s for the same patient ID Re-attending between 3 & 9 months - Children	198	455	43.5%	43.4%	47.7%	58.3%
% of FP17s for the same patient ID Re-attending between 3 & 9 months - Adults	483	1,223	39.5%	35.8%	38.2%	50.3%
% of FP17s for Band 1 Urgent Courses	187	1,598	11.7%	10.9%	10.6%	9.1%
% of FP17s Relating to Free Repair or Replacements	0	1,598	0.0%	0.5%	0.6%	0.8%
% of FP17s Relating to Continuations	22	1,598	1.4%	0.7%	0.8%	1.0%
% of Patients satisfied with the dentistry they have received	2	2	N/A	89.7%	89.3%	91.5%
% of Patients satisfied with the time they had to wait for an appointment	2	2	N/A	82.7%	84.4%	87.9%

* This is based on patients treated on this contract for their most recent course of treatment. Figures in italics indicate the base number of FP17s or Patient Questionnaire responses are less than 100. N/A is shown where the base number of responses is less than 10 during the period. % is calculated as Quantity/Base number*100

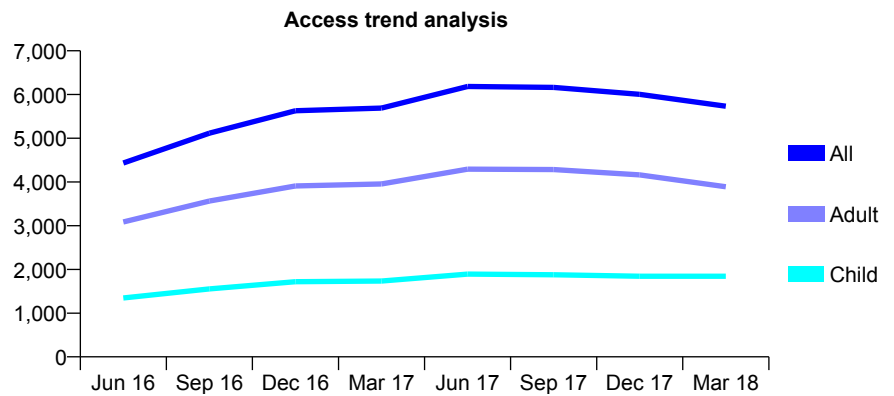
Q61 - Vital Signs At a Glance Contract Report for 165336/0001 - March 2018

Name or company name	Inspire Dental
Contract type name	GDS Contract
Purpose of contract	General
Contract start date	01/07/2015
Contract end date	

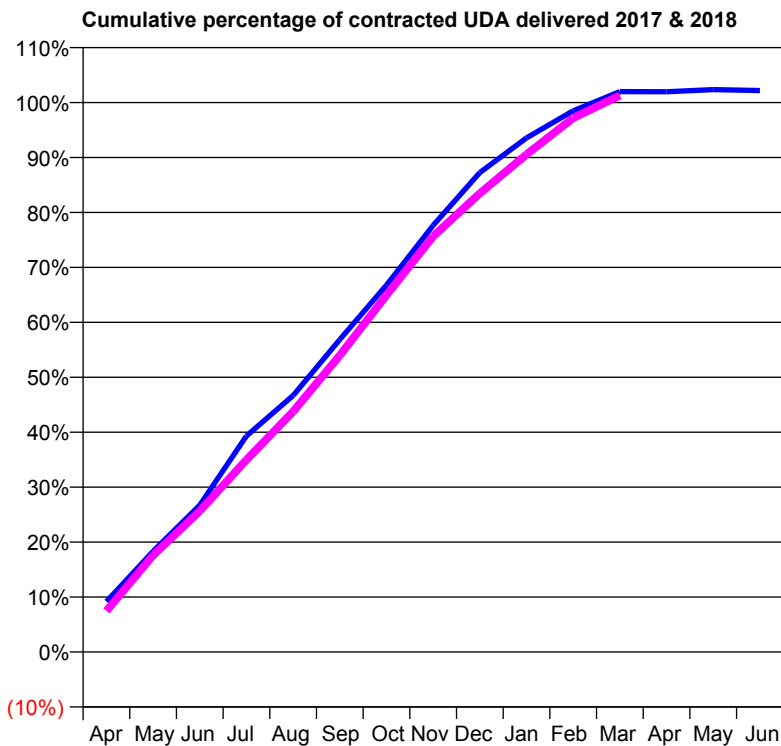
17/18 Contracted general activity (UDA)	15,860
Carry forward general activity (UDA)	-317
17/18 Contracted orthodontic activity (UOA)	0
Carry forward orthodontic activity (UOA)	0
Baseline contract value	£442,162.53

ACCESS*

Patients seen in 24 months	Total	Change since previous quarter
Quarter ending March 2017	5,689	
Quarter ending June 2017	6,184	↑
Quarter ending September 2017	6,162	→
Quarter ending December 2017	6,005	↓
Quarter ending March 2018	5,734	↓
Variance since March 2017	0.8%	→



ACTIVITY



Month	Adjusted Scheduled Activity (UDA)	
	2017	2018
April	1,455	1,187
May	2,907	2,794
June	4,240	4,071
July	6,239	5,547
August	7,405	6,941
September	9,019	8,563
October	10,591	10,300
November	12,313	11,997
December	13,840	13,236
January	14,837	14,363
February	15,619	15,413
March	16,176	16,064
April	16,169	
May	16,233	
June	16,207	

QUALITY

	Quantity	Base Number	Contract	AT	Region	England
% of FP17s for the same patient ID Re-attending within 3 months - Children	77	2,356	3.3%	10.5%	11.5%	11.9%
% of FP17s for the same patient ID Re-attending within 3 months - Adults	292	3,941	7.4%	16.1%	16.8%	16.0%
% of FP17s for the same patient ID Re-attending between 3 & 9 months - Children	1,213	2,356	51.5%	43.4%	47.7%	58.3%
% of FP17s for the same patient ID Re-attending between 3 & 9 months - Adults	1,518	3,941	38.5%	35.8%	38.2%	50.3%
% of FP17s for Band 1 Urgent Courses	254	6,269	4.1%	10.9%	10.6%	9.1%
% of FP17s Relating to Free Repair or Replacements	1	6,269	0.0%	0.5%	0.6%	0.8%
% of FP17s Relating to Continuations	0	6,269	0.0%	0.7%	0.8%	1.0%
% of Patients satisfied with the dentistry they have received	5	5	N/A	89.7%	89.3%	91.5%
% of Patients satisfied with the time they had to wait for an appointment	2	5	N/A	82.7%	84.4%	87.9%

* This is based on patients treated on this contract for their most recent course of treatment. Figures in italics indicate the base number of FP17s or Patient Questionnaire responses are less than 100. N/A is shown where the base number of responses is less than 10 during the period. % is calculated as Quantity/Base number*100

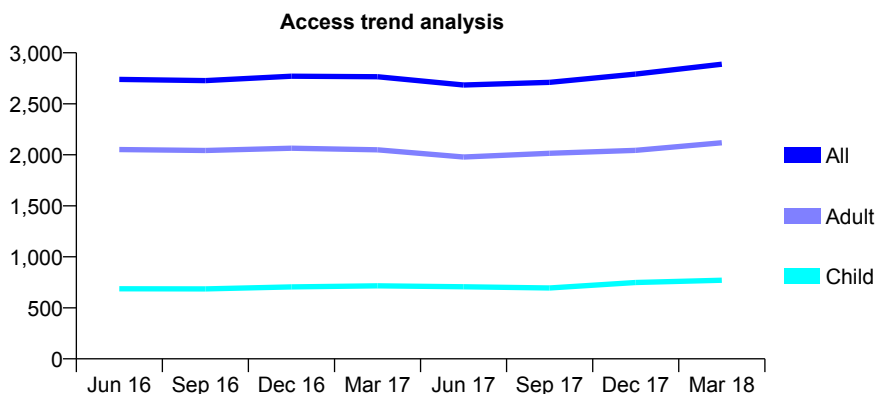
Q61 - Vital Signs At a Glance Contract Report for 165476/0001 - March 2018

Name or company name	Altmore Dental Care
Contract type name	GDS Contract
Purpose of contract	General
Contract start date	28/12/2012
Contract end date	

17/18 Contracted general activity (UDA)	7,716
Carry forward general activity (UDA)	-25
17/18 Contracted orthodontic activity (UOA)	0
Carry forward orthodontic activity (UOA)	0
Baseline contract value	£227,155.44

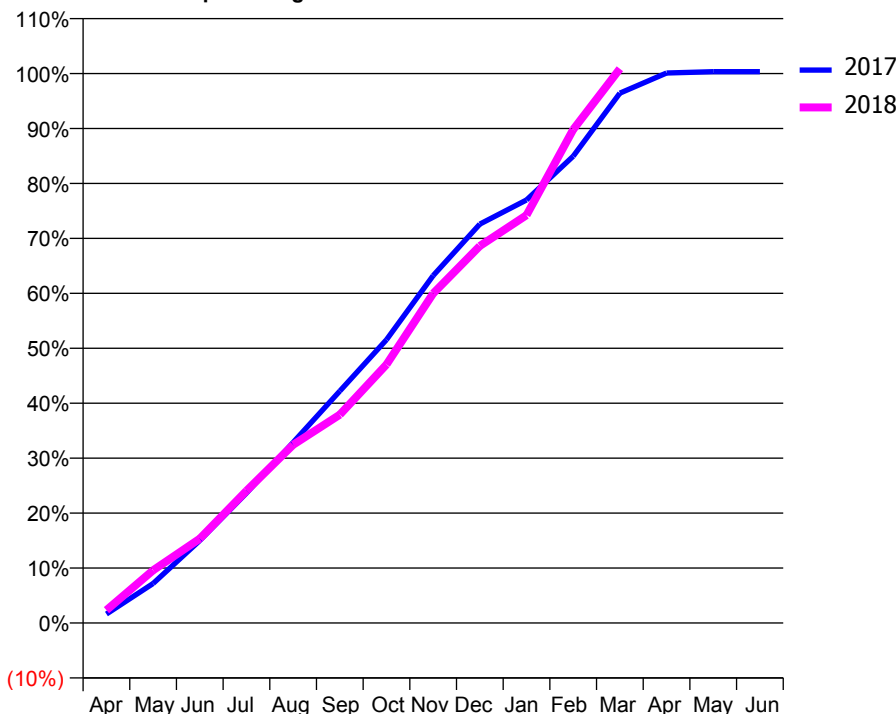
ACCESS*

Patients seen in 24 months	Total	Change since previous quarter
Quarter ending March 2017	2,765	
Quarter ending June 2017	2,684	↓
Quarter ending September 2017	2,710	→
Quarter ending December 2017	2,792	↑
Quarter ending March 2018	2,888	↑
Variance since March 2017	4.4%	↑



ACTIVITY

Cumulative percentage of contracted UDA delivered 2017 & 2018



Month	Adjusted Scheduled Activity (UDA)	
	2017	2018
April	127	182
May	556	741
June	1,159	1,184
July	1,825	1,857
August	2,536	2,502
September	3,258	2,926
October	3,977	3,630
November	4,878	4,628
December	5,601	5,294
January	5,941	5,727
February	6,555	6,929
March	7,439	7,782
April	7,723	
May	7,741	
June	7,741	

QUALITY

	Quantity	Base Number	Contract	AT	Region	England
% of FP17s for the same patient ID Re-attending within 3 months - Children	83	831	10.0%	10.5%	11.5%	11.9%
% of FP17s for the same patient ID Re-attending within 3 months - Adults	460	2,172	21.2%	16.1%	16.8%	16.0%
% of FP17s for the same patient ID Re-attending between 3 & 9 months - Children	263	831	31.6%	43.4%	47.7%	58.3%
% of FP17s for the same patient ID Re-attending between 3 & 9 months - Adults	538	2,172	24.8%	35.8%	38.2%	50.3%
% of FP17s for Band 1 Urgent Courses	674	2,906	23.2%	10.9%	10.6%	9.1%
% of FP17s Relating to Free Repair or Replacements	3	2,906	0.1%	0.5%	0.6%	0.8%
% of FP17s Relating to Continuations	12	2,906	0.4%	0.7%	0.8%	1.0%
% of Patients satisfied with the dentistry they have received	2	2	N/A	89.7%	89.3%	91.5%
% of Patients satisfied with the time they had to wait for an appointment	2	2	N/A	82.7%	84.4%	87.9%

* This is based on patients treated on this contract for their most recent course of treatment. Figures in italics indicate the base number of FP17s or Patient Questionnaire responses are less than 100. N/A is shown where the base number of responses is less than 10 during the period. % is calculated as Quantity/Base number*100

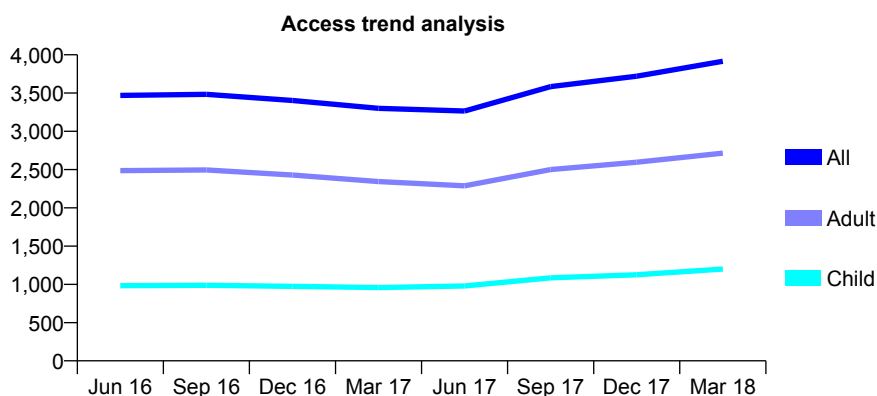
Q61 - Vital Signs At a Glance Contract Report for 165484/0001 - March 2018

Name or company name	Romford Smile Dental Practice Limited
Contract type name	GDS Contract
Purpose of contract	General
Contract start date	04/12/2009
Contract end date	

17/18 Contracted general activity (UDA)	10,634
Carry forward general activity (UDA)	150
17/18 Contracted orthodontic activity (UOA)	0
Carry forward orthodontic activity (UOA)	0
Baseline contract value	£291,136.29

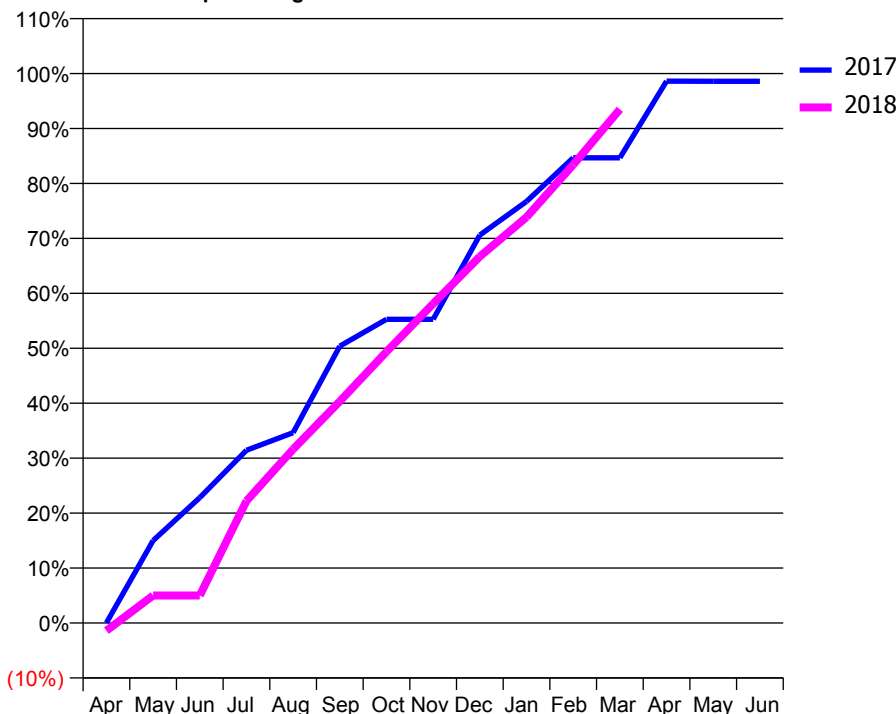
ACCESS*

Patients seen in 24 months	Total	Change since previous quarter
Quarter ending March 2017	3,301	
Quarter ending June 2017	3,266	↓
Quarter ending September 2017	3,585	↑
Quarter ending December 2017	3,721	↑
Quarter ending March 2018	3,915	↑
Variance since March 2017	18.6%	↑



ACTIVITY

Cumulative percentage of contracted UDA delivered 2017 & 2018



Month	Adjusted Scheduled Activity (UDA)	
	2017	2018
April	3	-150
May	1,596	532
June	2,428	532
July	3,343	2,363
August	3,684	3,364
September	5,358	4,289
October	5,878	5,250
November	5,878	6,178
December	7,508	7,091
January	8,157	7,853
February	9,002	8,869
March	9,002	9,941
April	10,485	
May	10,484	
June	10,484	

QUALITY

	Quantity	Base Number	Contract	AT	Region	England
% of FP17s for the same patient ID Re-attending within 3 months - Children	81	1,571	5.2%	10.5%	11.5%	11.9%
% of FP17s for the same patient ID Re-attending within 3 months - Adults	326	3,273	10.0%	16.1%	16.8%	16.0%
% of FP17s for the same patient ID Re-attending between 3 & 9 months - Children	684	1,571	43.5%	43.4%	47.7%	58.3%
% of FP17s for the same patient ID Re-attending between 3 & 9 months - Adults	1,251	3,273	38.2%	35.8%	38.2%	50.3%
% of FP17s for Band 1 Urgent Courses	374	4,258	8.8%	10.9%	10.6%	9.1%
% of FP17s Relating to Free Repair or Replacements	20	4,258	0.5%	0.5%	0.6%	0.8%
% of FP17s Relating to Continuations	10	4,258	0.2%	0.7%	0.8%	1.0%
% of Patients satisfied with the dentistry they have received	2	2	N/A	89.7%	89.3%	91.5%
% of Patients satisfied with the time they had to wait for an appointment	2	2	N/A	82.7%	84.4%	87.9%

* This is based on patients treated on this contract for their most recent course of treatment. Figures in italics indicate the base number of FP17s or Patient Questionnaire responses are less than 100. N/A is shown where the base number of responses is less than 10 during the period. % is calculated as Quantity/Base number*100

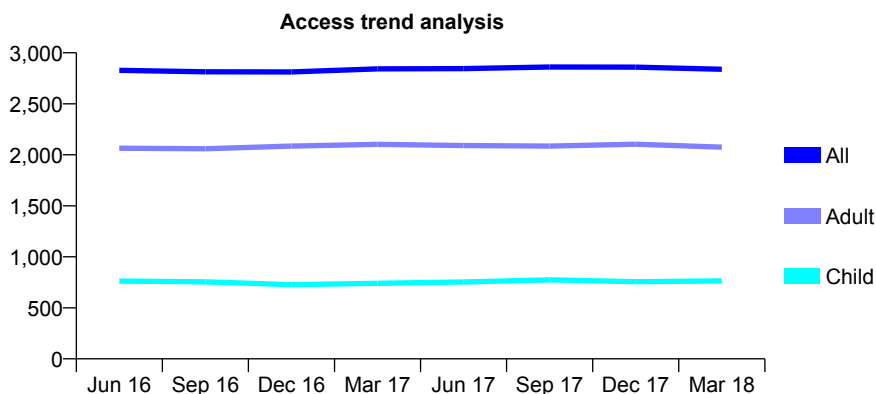
Q61 - Vital Signs At a Glance Contract Report for 166251/0001 - March 2018

Name or company name	Bowes Road Dental Practice
Contract type name	GDS Contract
Purpose of contract	General
Contract start date	01/04/2014
Contract end date	

17/18 Contracted general activity (UDA)	8,771
Carry forward general activity (UDA)	311
17/18 Contracted orthodontic activity (UOA)	0
Carry forward orthodontic activity (UOA)	0
Baseline contract value	£229,943.20

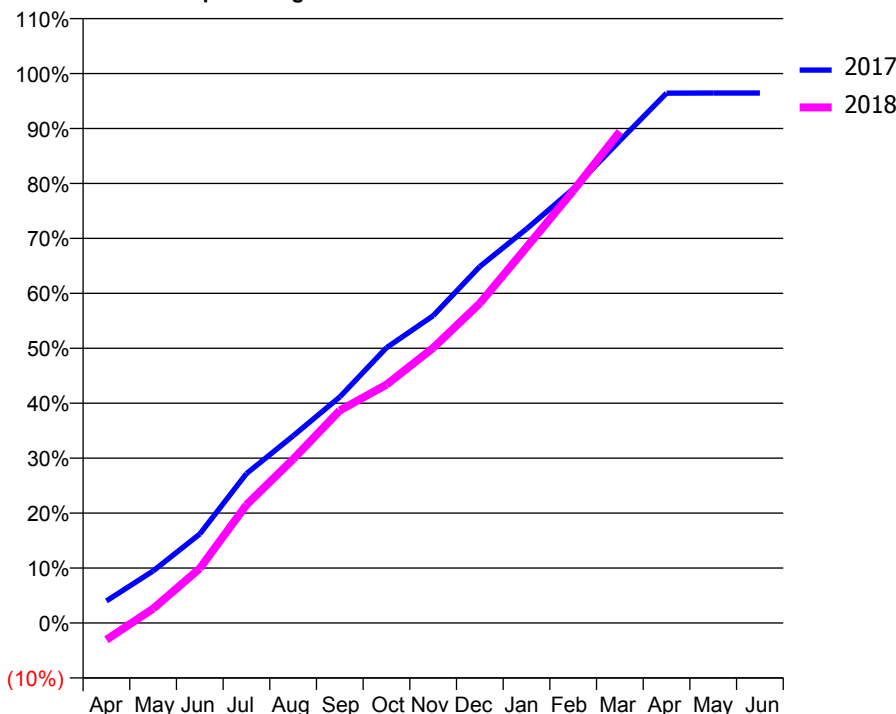
ACCESS*

Patients seen in 24 months	Total	Change since previous quarter
Quarter ending March 2017	2,842	
Quarter ending June 2017	2,845	→
Quarter ending September 2017	2,861	→
Quarter ending December 2017	2,860	→
Quarter ending March 2018	2,839	→
Variance since March 2017	(0.1%)	→



ACTIVITY

Cumulative percentage of contracted UDA delivered 2017 & 2018



Month	Adjusted Scheduled Activity (UDA)	
	2017	2018
April	353	-270
May	832	228
June	1,420	872
July	2,385	1,887
August	2,987	2,614
September	3,608	3,393
October	4,394	3,804
November	4,904	4,391
December	5,691	5,104
January	6,290	5,997
February	6,929	6,900
March	7,701	7,845
April	8,457	
May	8,459	
June	8,459	

QUALITY

	Quantity	Base Number	Contract	AT	Region	England
% of FP17s for the same patient ID Re-attending within 3 months - Children	83	951	8.7%	10.5%	11.5%	11.9%
% of FP17s for the same patient ID Re-attending within 3 months - Adults	315	2,113	14.9%	16.1%	16.8%	16.0%
% of FP17s for the same patient ID Re-attending between 3 & 9 months - Children	398	951	41.9%	43.4%	47.7%	58.3%
% of FP17s for the same patient ID Re-attending between 3 & 9 months - Adults	632	2,113	29.9%	35.8%	38.2%	50.3%
% of FP17s for Band 1 Urgent Courses	258	2,842	9.1%	10.9%	10.6%	9.1%
% of FP17s Relating to Free Repair or Replacements	24	2,842	0.8%	0.5%	0.6%	0.8%
% of FP17s Relating to Continuations	52	2,842	1.8%	0.7%	0.8%	1.0%
% of Patients satisfied with the dentistry they have received	1	1	N/A	89.7%	89.3%	91.5%
% of Patients satisfied with the time they had to wait for an appointment	1	1	N/A	82.7%	84.4%	87.9%

* This is based on patients treated on this contract for their most recent course of treatment. Figures in italics indicate the base number of FP17s or Patient Questionnaire responses are less than 100. N/A is shown where the base number of responses is less than 10 during the period. % is calculated as Quantity/Base number*100

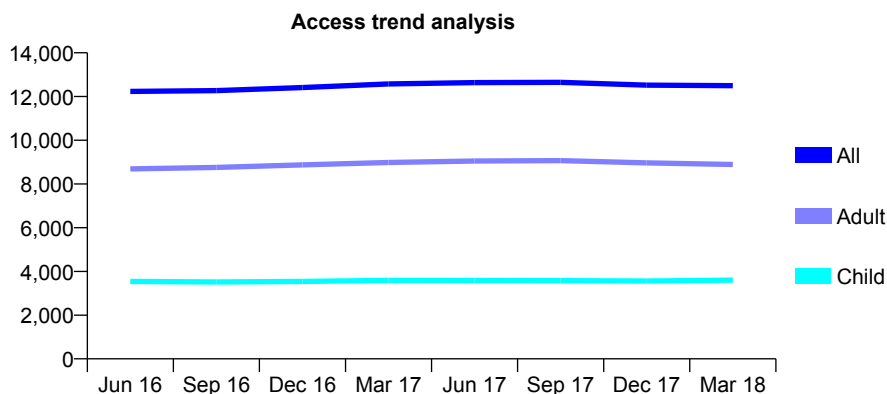
Q61 - Vital Signs At a Glance Contract Report for 166618/0001 - March 2018

Name or company name	DENTAL ARTS STUDIO (DENTAL CARE)
Contract type name	GDS Contract
Purpose of contract	General
Contract start date	01/06/2010
Contract end date	

17/18 Contracted general activity (UDA)	34,835
Carry forward general activity (UDA)	-144
17/18 Contracted orthodontic activity (UOA)	0
Carry forward orthodontic activity (UOA)	0
Baseline contract value	£915,847.13

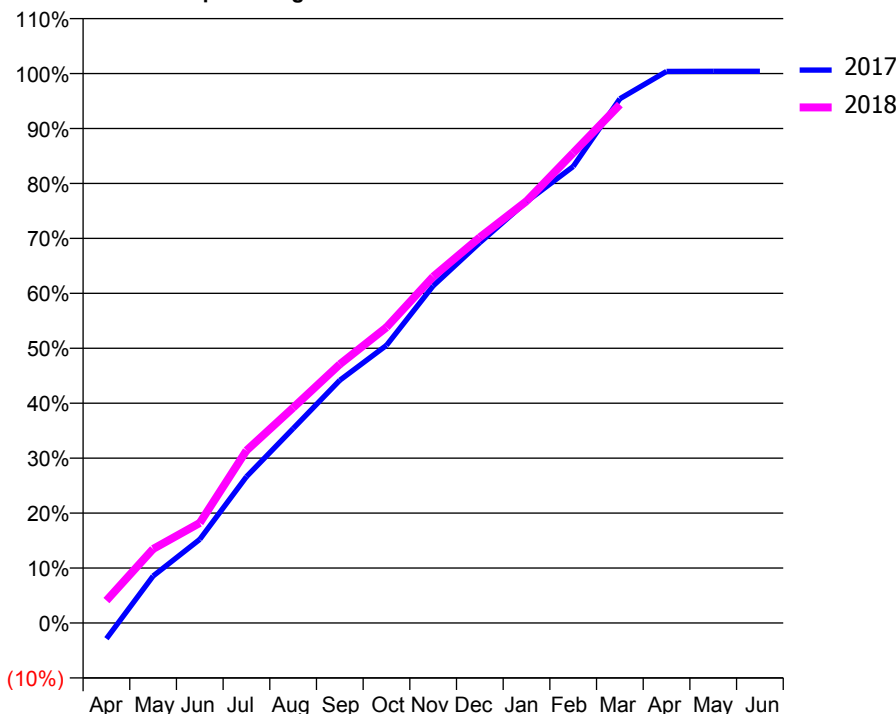
ACCESS*

Patients seen in 24 months	Total	Change since previous quarter
Quarter ending March 2017	12,574	
Quarter ending June 2017	12,634	→
Quarter ending September 2017	12,646	→
Quarter ending December 2017	12,523	→
Quarter ending March 2018	12,497	→
Variance since March 2017	(0.6%)	→



ACTIVITY

Cumulative percentage of contracted UDA delivered 2017 & 2018



Month	Adjusted Scheduled Activity (UDA)	
	2017	2018
April	-1,000	1,422
May	2,983	4,692
June	5,301	6,341
July	9,277	10,938
August	12,330	13,650
September	15,392	16,406
October	17,607	18,745
November	21,373	21,957
December	24,110	24,456
January	26,711	26,745
February	28,938	29,806
March	33,237	32,860
April	34,964	
May	34,975	
June	34,979	

QUALITY

	Quantity	Base Number	Contract	AT	Region	England
% of FP17s for the same patient ID Re-attending within 3 months - Children	344	4,249	8.1%	10.5%	11.5%	11.9%
% of FP17s for the same patient ID Re-attending within 3 months - Adults	1,556	9,453	16.5%	16.1%	16.8%	16.0%
% of FP17s for the same patient ID Re-attending between 3 & 9 months - Children	1,766	4,249	41.6%	43.4%	47.7%	58.3%
% of FP17s for the same patient ID Re-attending between 3 & 9 months - Adults	3,253	9,453	34.4%	35.8%	38.2%	50.3%
% of FP17s for Band 1 Urgent Courses	1,806	13,061	13.8%	10.9%	10.6%	9.1%
% of FP17s Relating to Free Repair or Replacements	68	13,061	0.5%	0.5%	0.6%	0.8%
% of FP17s Relating to Continuations	124	13,061	0.9%	0.7%	0.8%	1.0%
% of Patients satisfied with the dentistry they have received	8	8	N/A	89.7%	89.3%	91.5%
% of Patients satisfied with the time they had to wait for an appointment	7	8	N/A	82.7%	84.4%	87.9%

* This is based on patients treated on this contract for their most recent course of treatment. Figures in italics indicate the base number of FP17s or Patient Questionnaire responses are less than 100. N/A is shown where the base number of responses is less than 10 during the period. % is calculated as Quantity/Base number*100

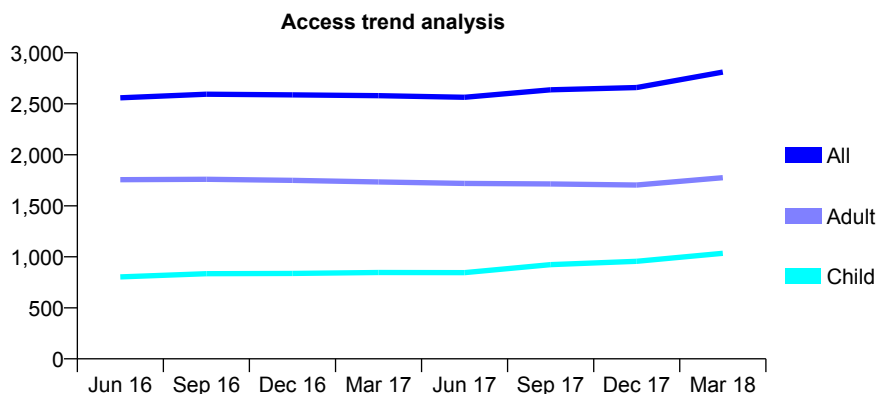
Q61 - Vital Signs At a Glance Contract Report for 166790/0001 - March 2018

Name or company name	East London Dental Care
Contract type name	GDS Contract
Purpose of contract	General
Contract start date	10/02/2014
Contract end date	

17/18 Contracted general activity (UDA)	6,171
Carry forward general activity (UDA)	-56
17/18 Contracted orthodontic activity (UOA)	0
Carry forward orthodontic activity (UOA)	0
Baseline contract value	£160,964.20

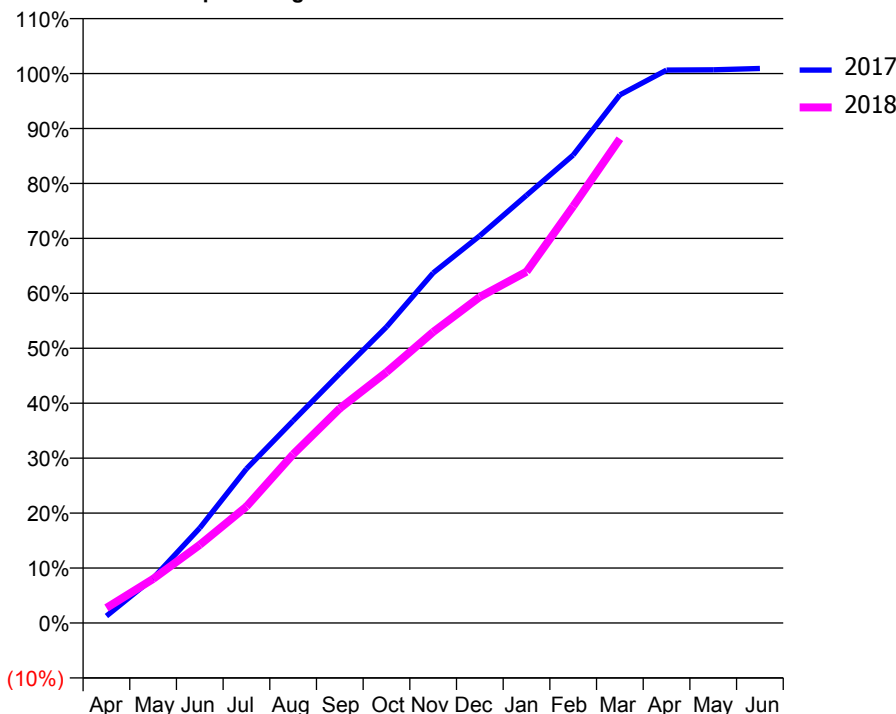
ACCESS*

Patients seen in 24 months	Total	Change since previous quarter
Quarter ending March 2017	2,580	
Quarter ending June 2017	2,564	→
Quarter ending September 2017	2,637	↑
Quarter ending December 2017	2,660	→
Quarter ending March 2018	2,811	↑
Variance since March 2017	9.0%	↑



ACTIVITY

Cumulative percentage of contracted UDA delivered 2017 & 2018



Adjusted Scheduled Activity (UDA)

Month	2017	2018
April	78	170
May	502	495
June	1,067	878
July	1,733	1,308
August	2,271	1,894
September	2,802	2,410
October	3,326	2,818
November	3,932	3,269
December	4,350	3,663
January	4,804	3,945
February	5,256	4,680
March	5,931	5,439
April	6,210	
May	6,213	
June	6,227	

QUALITY

	Quantity	Base Number	Contract	AT	Region	England
% of FP17s for the same patient ID Re-attending within 3 months - Children	26	1,053	2.5%	10.5%	11.5%	11.9%
% of FP17s for the same patient ID Re-attending within 3 months - Adults	81	1,607	5.0%	16.1%	16.8%	16.0%
% of FP17s for the same patient ID Re-attending between 3 & 9 months - Children	374	1,053	35.5%	43.4%	47.7%	58.3%
% of FP17s for the same patient ID Re-attending between 3 & 9 months - Adults	538	1,607	33.5%	35.8%	38.2%	50.3%
% of FP17s for Band 1 Urgent Courses	48	2,557	1.9%	10.9%	10.6%	9.1%
% of FP17s Relating to Free Repair or Replacements	1	2,557	0.0%	0.5%	0.6%	0.8%
% of FP17s Relating to Continuations	6	2,557	0.2%	0.7%	0.8%	1.0%
% of Patients satisfied with the dentistry they have received	0	0	N/A	89.7%	89.3%	91.5%
% of Patients satisfied with the time they had to wait for an appointment	0	0	N/A	82.7%	84.4%	87.9%

* This is based on patients treated on this contract for their most recent course of treatment. Figures in italics indicate the base number of FP17s or Patient Questionnaire responses are less than 100. N/A is shown where the base number of responses is less than 10 during the period. % is calculated as Quantity/Base number*100

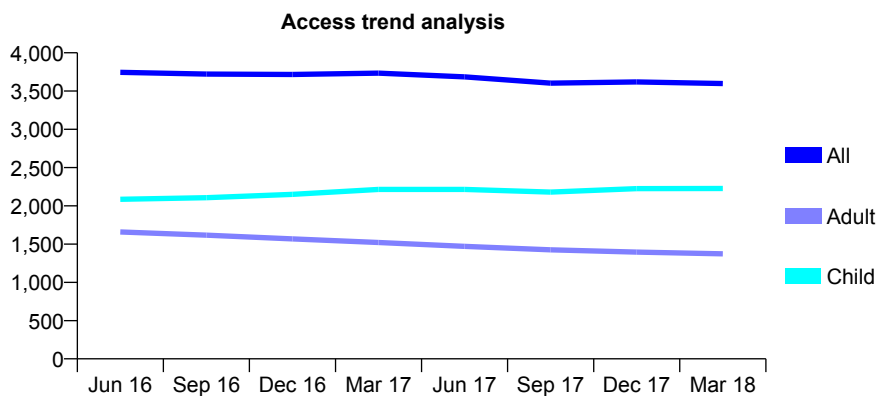
Q61 - Vital Signs At a Glance Contract Report for 166839/0001 - March 2018

Name or company name	Dr S Hirekodi and Mrs A Hirekodi
Contract type name	GDS Contract
Purpose of contract	General
Contract start date	01/04/2012
Contract end date	

17/18 Contracted general activity (UDA)	11,785
Carry forward general activity (UDA)	-22
17/18 Contracted orthodontic activity (UOA)	0
Carry forward orthodontic activity (UOA)	0
Baseline contract value	£382,770.56

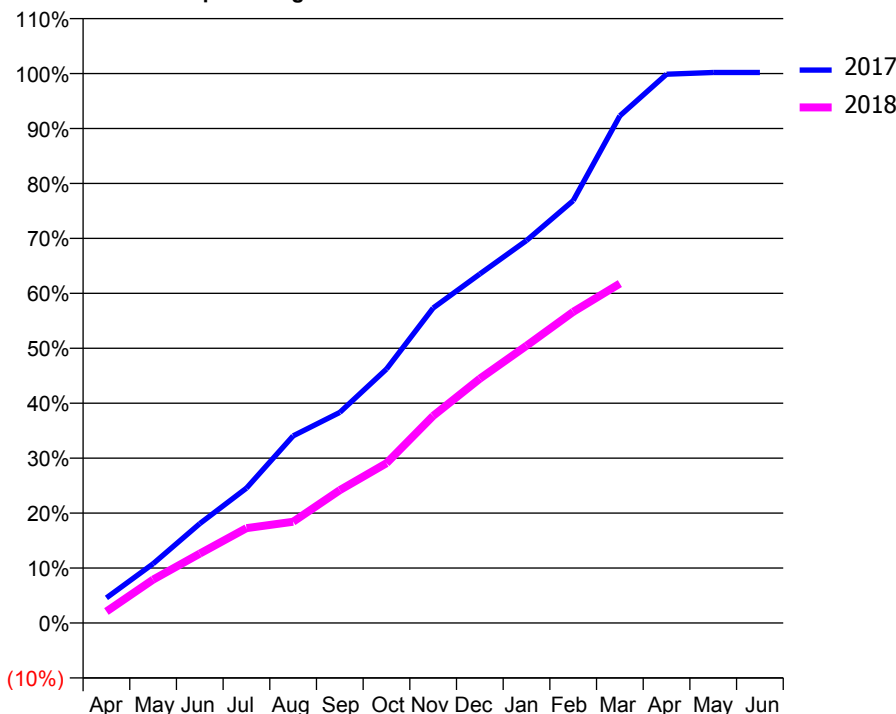
ACCESS*

Patients seen in 24 months	Total	Change since previous quarter
Quarter ending March 2017	3,735	
Quarter ending June 2017	3,686	↓
Quarter ending September 2017	3,604	↓
Quarter ending December 2017	3,620	→
Quarter ending March 2018	3,598	→
Variance since March 2017	(3.7%)	↓



ACTIVITY

Cumulative percentage of contracted UDA delivered 2017 & 2018



Month	Adjusted Scheduled Activity (UDA)	
	2017	2018
April	538	247
May	1,270	932
June	2,132	1,489
July	2,893	2,034
August	4,014	2,171
September	4,516	2,851
October	5,446	3,428
November	6,755	4,442
December	7,485	5,240
January	8,204	5,947
February	9,060	6,675
March	10,876	7,280
April	11,769	
May	11,807	
June	11,807	

QUALITY

	Quantity	Base Number	Contract	AT	Region	England
% of FP17s for the same patient ID Re-attending within 3 months - Children	208	2,479	8.4%	10.5%	11.5%	11.9%
% of FP17s for the same patient ID Re-attending within 3 months - Adults	229	1,373	16.7%	16.1%	16.8%	16.0%
% of FP17s for the same patient ID Re-attending between 3 & 9 months - Children	1,045	2,479	42.2%	43.4%	47.7%	58.3%
% of FP17s for the same patient ID Re-attending between 3 & 9 months - Adults	432	1,373	31.5%	35.8%	38.2%	50.3%
% of FP17s for Band 1 Urgent Courses	312	3,494	8.9%	10.9%	10.6%	9.1%
% of FP17s Relating to Free Repair or Replacements	0	3,494	0.0%	0.5%	0.6%	0.8%
% of FP17s Relating to Continuations	7	3,494	0.2%	0.7%	0.8%	1.0%
% of Patients satisfied with the dentistry they have received	0	0	N/A	89.7%	89.3%	91.5%
% of Patients satisfied with the time they had to wait for an appointment	0	0	N/A	82.7%	84.4%	87.9%

* This is based on patients treated on this contract for their most recent course of treatment. Figures in italics indicate the base number of FP17s or Patient Questionnaire responses are less than 100. N/A is shown where the base number of responses is less than 10 during the period. % is calculated as Quantity/Base number*100

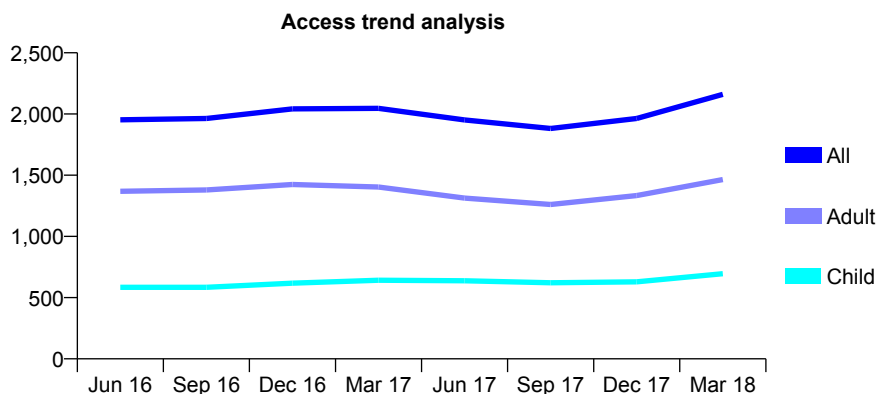
Q61 - Vital Signs At a Glance Contract Report for 167371/0001 - March 2018

Name or company name	All Smiles Dental Care
Contract type name	GDS Contract
Purpose of contract	General
Contract start date	01/09/2014
Contract end date	

17/18 Contracted general activity (UDA)	5,168
Carry forward general activity (UDA)	0
17/18 Contracted orthodontic activity (UOA)	0
Carry forward orthodontic activity (UOA)	0
Baseline contract value	£148,322.44

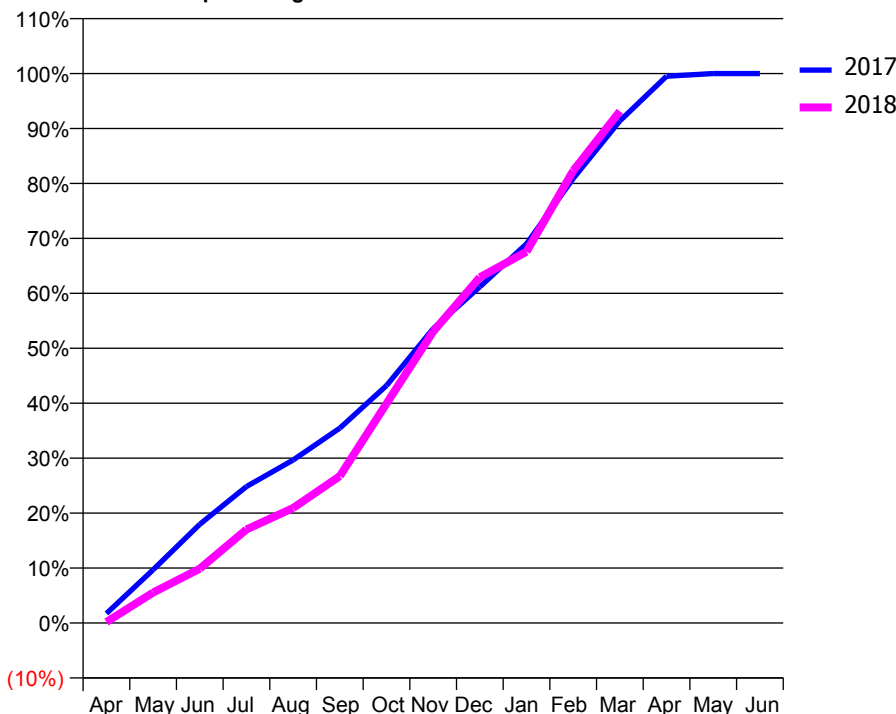
ACCESS*

Patients seen in 24 months	Total	Change since previous quarter
Quarter ending March 2017	2,046	
Quarter ending June 2017	1,951	↓
Quarter ending September 2017	1,882	↓
Quarter ending December 2017	1,963	↑
Quarter ending March 2018	2,161	↑
Variance since March 2017	5.6%	↑



ACTIVITY

Cumulative percentage of contracted UDA delivered 2017 & 2018



Adjusted Scheduled Activity (UDA)

Month	2017	2018
April	90	9
May	501	286
June	928	511
July	1,284	880
August	1,533	1,082
September	1,832	1,382
October	2,233	2,064
November	2,769	2,741
December	3,162	3,252
January	3,566	3,492
February	4,180	4,253
March	4,722	4,813
April	5,143	
May	5,168	
June	5,168	

QUALITY

	Quantity	Base Number	Contract	AT	Region	England
% of FP17s for the same patient ID Re-attending within 3 months - Children	61	736	8.3%	10.5%	11.5%	11.9%
% of FP17s for the same patient ID Re-attending within 3 months - Adults	223	1,515	14.7%	16.1%	16.8%	16.0%
% of FP17s for the same patient ID Re-attending between 3 & 9 months - Children	210	736	28.5%	43.4%	47.7%	58.3%
% of FP17s for the same patient ID Re-attending between 3 & 9 months - Adults	410	1,515	27.1%	35.8%	38.2%	50.3%
% of FP17s for Band 1 Urgent Courses	284	2,082	13.6%	10.9%	10.6%	9.1%
% of FP17s Relating to Free Repair or Replacements	9	2,082	0.4%	0.5%	0.6%	0.8%
% of FP17s Relating to Continuations	11	2,082	0.5%	0.7%	0.8%	1.0%
% of Patients satisfied with the dentistry they have received	1	1	N/A	89.7%	89.3%	91.5%
% of Patients satisfied with the time they had to wait for an appointment	1	1	N/A	82.7%	84.4%	87.9%

* This is based on patients treated on this contract for their most recent course of treatment. Figures in italics indicate the base number of FP17s or Patient Questionnaire responses are less than 100. N/A is shown where the base number of responses is less than 10 during the period. % is calculated as Quantity/Base number*100

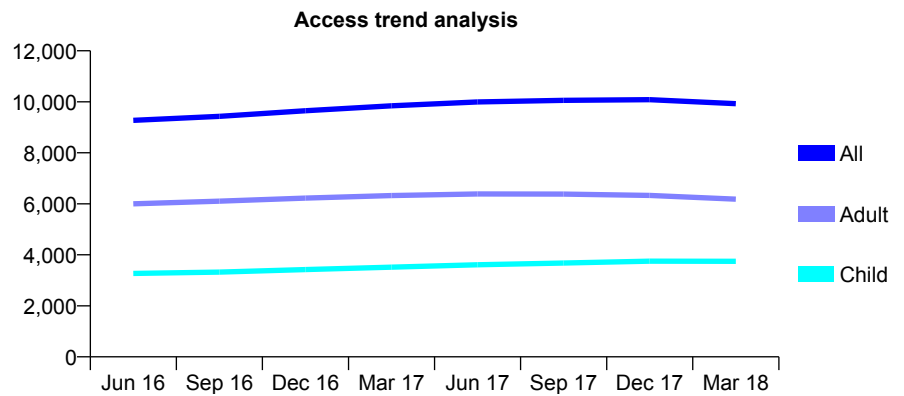
Q61 - Vital Signs At a Glance Contract Report for 168009/0001 - March 2018

Name or company name	East Street Dental Ltd
Contract type name	GDS Contract
Purpose of contract	General
Contract start date	01/12/2007
Contract end date	

17/18 Contracted general activity (UDA)	24,937
Carry forward general activity (UDA)	-499
17/18 Contracted orthodontic activity (UOA)	0
Carry forward orthodontic activity (UOA)	0
Baseline contract value	£793,166.42

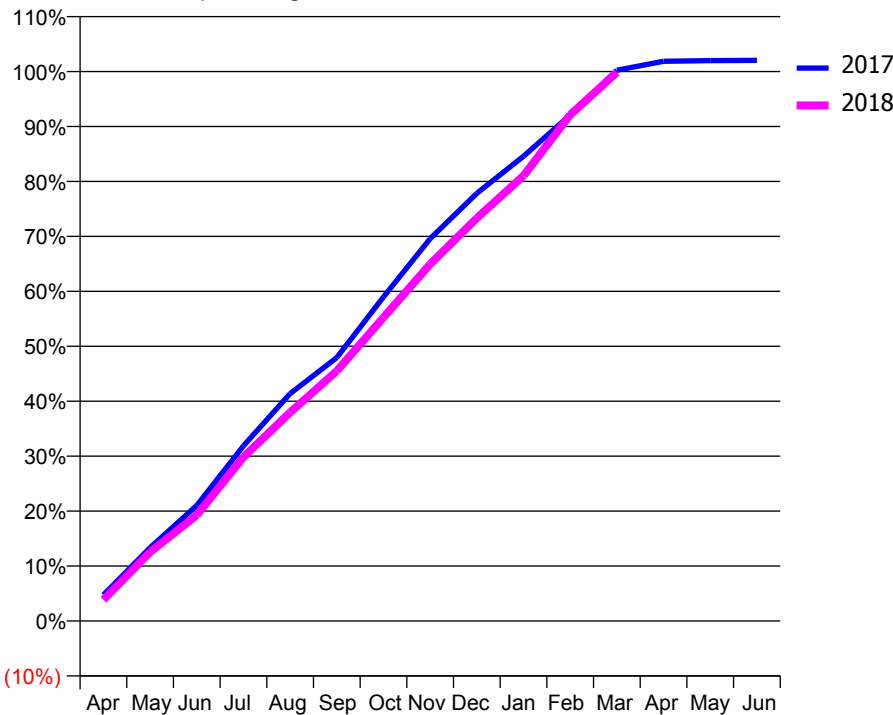
ACCESS*

Patients seen in 24 months	Total	Change since previous quarter
Quarter ending March 2017	9,843	
Quarter ending June 2017	9,994	→
Quarter ending September 2017	10,057	→
Quarter ending December 2017	10,083	→
Quarter ending March 2018	9,929	↓
Variance since March 2017	0.9%	→



ACTIVITY

Cumulative percentage of contracted UDA delivered 2017 & 2018



Month	Adjusted Scheduled Activity (UDA)	
	2017	2018
April	1,181	965
May	3,331	3,132
June	5,245	4,806
July	7,946	7,440
August	10,318	9,467
September	11,953	11,347
October	14,710	13,779
November	17,351	16,197
December	19,408	18,287
January	21,091	20,209
February	22,964	22,976
March	24,998	24,901
April	25,400	
May	25,430	
June	25,443	

QUALITY

	Quantity	Base Number	Contract	AT	Region	England
% of FP17s for the same patient ID Re-attending within 3 months - Children	203	4,486	4.5%	10.5%	11.5%	11.9%
% of FP17s for the same patient ID Re-attending within 3 months - Adults	641	6,236	10.3%	16.1%	16.8%	16.0%
% of FP17s for the same patient ID Re-attending between 3 & 9 months - Children	2,047	4,486	45.6%	43.4%	47.7%	58.3%
% of FP17s for the same patient ID Re-attending between 3 & 9 months - Adults	2,270	6,236	36.4%	35.8%	38.2%	50.3%
% of FP17s for Band 1 Urgent Courses	972	10,476	9.3%	10.9%	10.6%	9.1%
% of FP17s Relating to Free Repair or Replacements	59	10,476	0.6%	0.5%	0.6%	0.8%
% of FP17s Relating to Continuations	16	10,476	0.2%	0.7%	0.8%	1.0%
% of Patients satisfied with the dentistry they have received	3	3	N/A	89.7%	89.3%	91.5%
% of Patients satisfied with the time they had to wait for an appointment	3	3	N/A	82.7%	84.4%	87.9%

* This is based on patients treated on this contract for their most recent course of treatment. Figures in italics indicate the base number of FP17s or Patient Questionnaire responses are less than 100. N/A is shown where the base number of responses is less than 10 during the period. % is calculated as Quantity/Base number*100

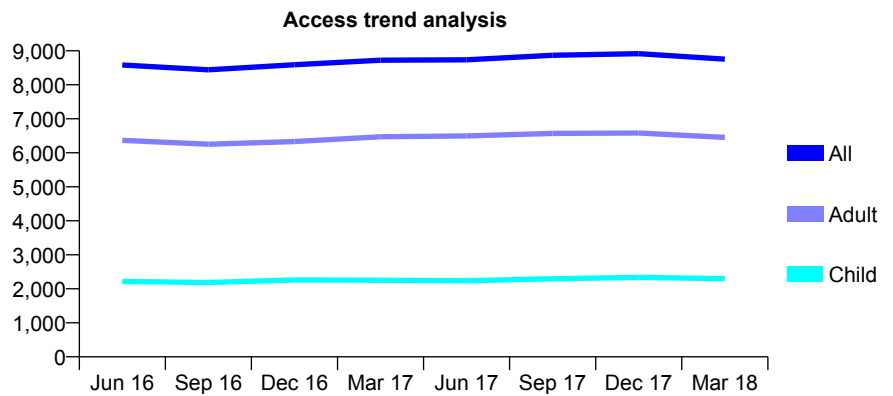
Q61 - Vital Signs At a Glance Contract Report for 169234/0001 - March 2018

Name or company name	Hoe St Dental Surgery Ltd
Contract type name	GDS Contract
Purpose of contract	General
Contract start date	01/11/2011
Contract end date	

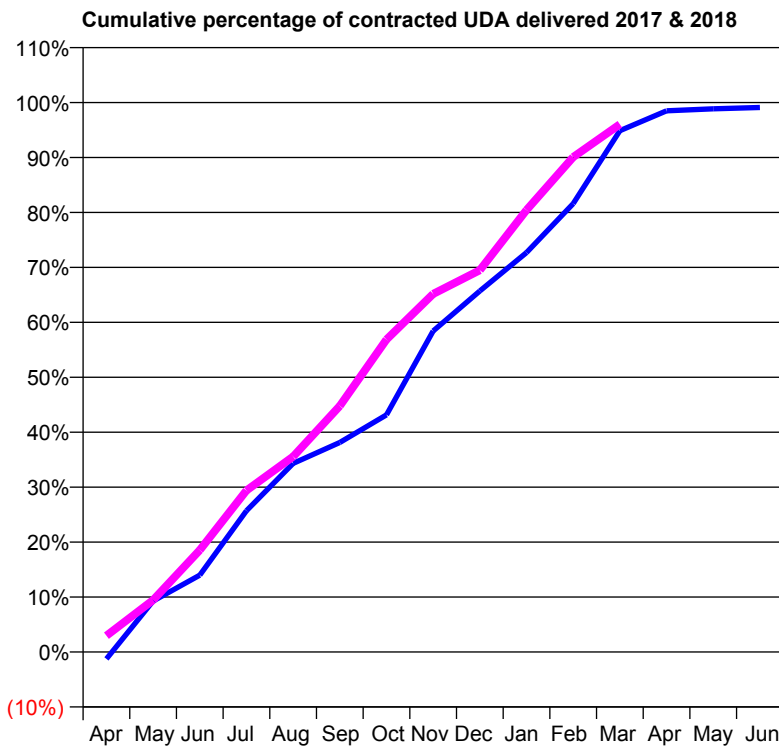
17/18 Contracted general activity (UDA)	24,870
Carry forward general activity (UDA)	227
17/18 Contracted orthodontic activity (UOA)	0
Carry forward orthodontic activity (UOA)	0
Baseline contract value	£703,040.24

ACCESS*

Patients seen in 24 months	Total	Change since previous quarter
Quarter ending March 2017	8,724	
Quarter ending June 2017	8,735	→
Quarter ending September 2017	8,868	→
Quarter ending December 2017	8,915	→
Quarter ending March 2018	8,753	↓
Variance since March 2017	0.3%	→



ACTIVITY



Month	Adjusted Scheduled Activity (UDA)	
	2017	2018
April	-319	741
May	2,309	2,354
June	3,477	4,614
July	6,394	7,314
August	8,534	8,843
September	9,484	11,135
October	10,735	14,146
November	14,532	16,210
December	16,338	17,282
January	18,081	20,006
February	20,290	22,399
March	23,593	23,883
April	24,493	
May	24,584	
June	24,643	

QUALITY

	Quantity	Base Number	Contract	AT	Region	England
% of FP17s for the same patient ID Re-attending within 3 months - Children	185	2,267	8.2%	10.5%	11.5%	11.9%
% of FP17s for the same patient ID Re-attending within 3 months - Adults	584	5,369	10.9%	16.1%	16.8%	16.0%
% of FP17s for the same patient ID Re-attending between 3 & 9 months - Children	474	2,267	20.9%	43.4%	47.7%	58.3%
% of FP17s for the same patient ID Re-attending between 3 & 9 months - Adults	1,117	5,369	20.8%	35.8%	38.2%	50.3%
% of FP17s for Band 1 Urgent Courses	651	7,118	9.1%	10.9%	10.6%	9.1%
% of FP17s Relating to Free Repair or Replacements	60	7,118	0.8%	0.5%	0.6%	0.8%
% of FP17s Relating to Continuations	105	7,118	1.5%	0.7%	0.8%	1.0%
% of Patients satisfied with the dentistry they have received	3	3	N/A	89.7%	89.3%	91.5%
% of Patients satisfied with the time they had to wait for an appointment	1	3	N/A	82.7%	84.4%	87.9%

* This is based on patients treated on this contract for their most recent course of treatment. Figures in italics indicate the base number of FP17s or Patient Questionnaire responses are less than 100. N/A is shown where the base number of responses is less than 10 during the period. % is calculated as Quantity/Base number*100

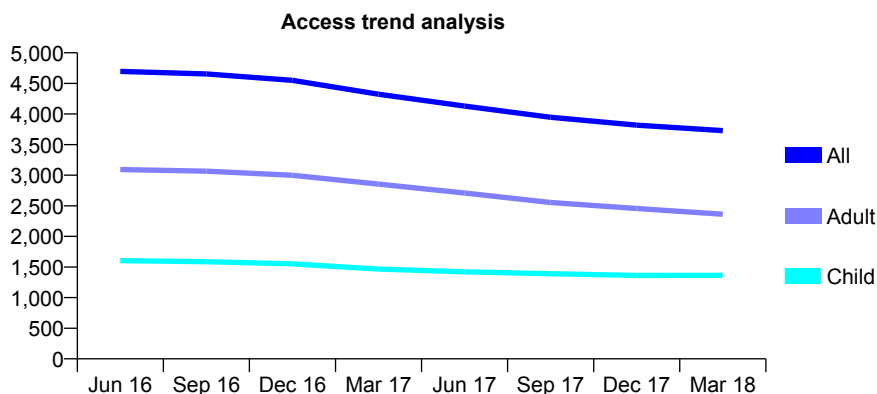
Q61 - Vital Signs At a Glance Contract Report for 169285/0001 - March 2018

Name or company name	TMG Dentistry Ltd
Contract type name	Pilot Contract
Purpose of contract	General
Contract start date	01/04/2010
Contract end date	

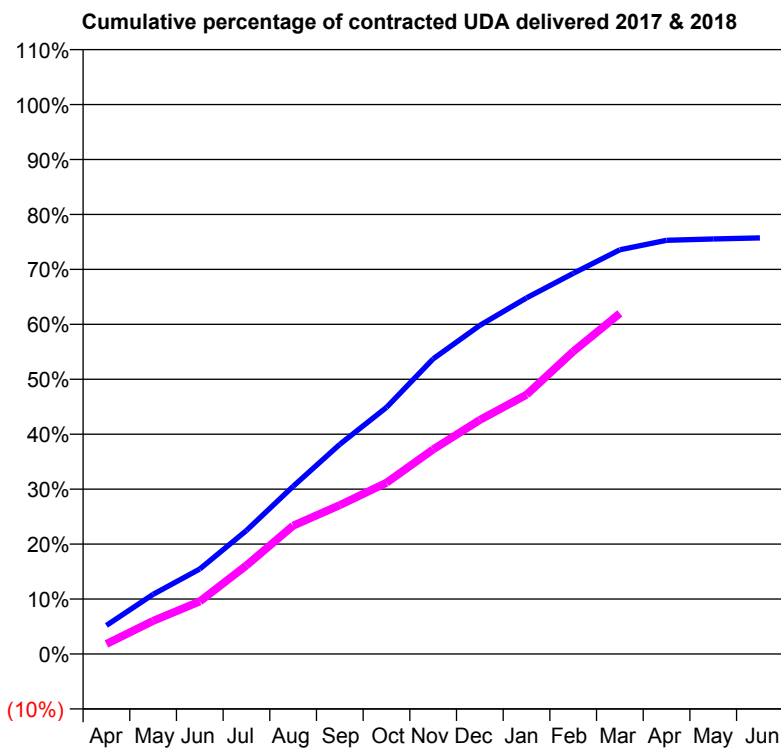
17/18 Contracted general activity (UDA)	12,000
Carry forward general activity (UDA)	0
17/18 Contracted orthodontic activity (UOA)	0
Carry forward orthodontic activity (UOA)	0
Baseline contract value	£367,617.66

ACCESS*

Patients seen in 24 months	Total	Change since previous quarter
Quarter ending March 2017	4,323	
Quarter ending June 2017	4,130	↓
Quarter ending September 2017	3,946	↓
Quarter ending December 2017	3,818	↓
Quarter ending March 2018	3,729	↓
Variance since March 2017	(13.7%)	↓



ACTIVITY



Month	Adjusted Scheduled Activity (UDA)	
	2017	2018
April	625	220
May	1,303	724
June	1,858	1,149
July	2,697	1,936
August	3,662	2,801
September	4,579	3,252
October	5,384	3,741
November	6,446	4,468
December	7,175	5,112
January	7,776	5,664
February	8,311	6,605
March	8,829	7,438
April	9,036	
May	9,063	
June	9,087	

QUALITY

	Quantity	Base Number	Contract	AT	Region	England
% of FP17s for the same patient ID Re-attending within 3 months - Children	66	1,368	4.8%	10.5%	11.5%	11.9%
% of FP17s for the same patient ID Re-attending within 3 months - Adults	254	2,011	12.6%	16.1%	16.8%	16.0%
% of FP17s for the same patient ID Re-attending between 3 & 9 months - Children	373	1,368	27.3%	43.4%	47.7%	58.3%
% of FP17s for the same patient ID Re-attending between 3 & 9 months - Adults	485	2,011	24.1%	35.8%	38.2%	50.3%
% of FP17s for Band 1 Urgent Courses	221	3,217	6.9%	10.9%	10.6%	9.1%
% of FP17s Relating to Free Repair or Replacements	12	3,217	0.4%	0.5%	0.6%	0.8%
% of FP17s Relating to Continuations	13	3,217	0.4%	0.7%	0.8%	1.0%
% of Patients satisfied with the dentistry they have received	0	0	N/A	89.7%	89.3%	91.5%
% of Patients satisfied with the time they had to wait for an appointment	0	0	N/A	82.7%	84.4%	87.9%

* This is based on patients treated on this contract for their most recent course of treatment. Figures in italics indicate the base number of FP17s or Patient Questionnaire responses are less than 100. N/A is shown where the base number of responses is less than 10 during the period. % is calculated as Quantity/Base number*100

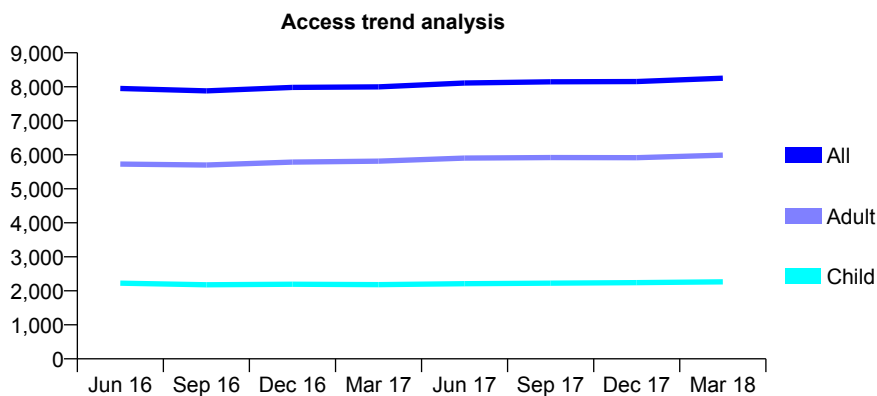
Q61 - Vital Signs At a Glance Contract Report for 170070/0001 - March 2018

Name or company name	Chadwell Dental Practice Ltd
Contract type name	GDS Contract
Purpose of contract	General
Contract start date	01/06/2011
Contract end date	

17/18 Contracted general activity (UDA)	23,737
Carry forward general activity (UDA)	360
17/18 Contracted orthodontic activity (UOA)	0
Carry forward orthodontic activity (UOA)	0
Baseline contract value	£571,914.55

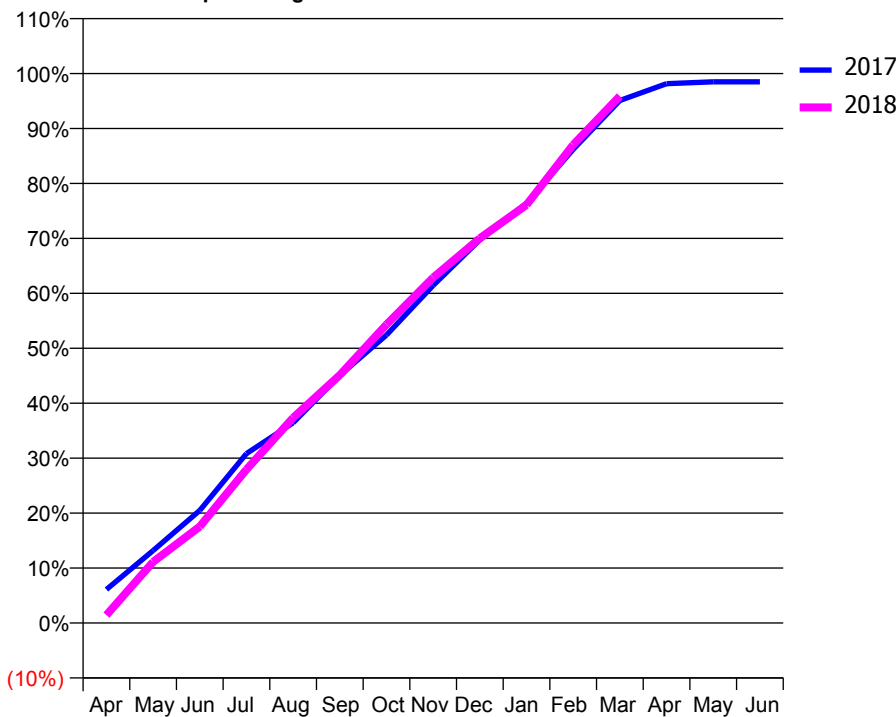
ACCESS*

Patients seen in 24 months	Total	Change since previous quarter
Quarter ending March 2017	7,997	
Quarter ending June 2017	8,111	→
Quarter ending September 2017	8,147	→
Quarter ending December 2017	8,154	→
Quarter ending March 2018	8,254	→
Variance since March 2017	3.2%	↑



ACTIVITY

Cumulative percentage of contracted UDA delivered 2017 & 2018



Month	Adjusted Scheduled Activity (UDA)	
	2017	2018
April	1,447	345
May	3,128	2,639
June	4,867	4,170
July	7,317	6,630
August	8,648	8,868
September	10,697	10,712
October	12,437	12,894
November	14,583	14,924
December	16,554	16,619
January	18,138	18,063
February	20,460	20,661
March	22,572	22,762
April	23,299	
May	23,376	
June	23,377	

QUALITY

	Quantity	Base Number	Contract	AT	Region	England
% of FP17s for the same patient ID Re-attending within 3 months - Children	275	2,860	9.6%	10.5%	11.5%	11.9%
% of FP17s for the same patient ID Re-attending within 3 months - Adults	1,414	7,855	18.0%	16.1%	16.8%	16.0%
% of FP17s for the same patient ID Re-attending between 3 & 9 months - Children	1,338	2,860	46.8%	43.4%	47.7%	58.3%
% of FP17s for the same patient ID Re-attending between 3 & 9 months - Adults	3,810	7,855	48.5%	35.8%	38.2%	50.3%
% of FP17s for Band 1 Urgent Courses	491	10,378	4.7%	10.9%	10.6%	9.1%
% of FP17s Relating to Free Repair or Replacements	140	10,378	1.3%	0.5%	0.6%	0.8%
% of FP17s Relating to Continuations	44	10,378	0.4%	0.7%	0.8%	1.0%
% of Patients satisfied with the dentistry they have received	7	8	N/A	89.7%	89.3%	91.5%
% of Patients satisfied with the time they had to wait for an appointment	8	8	N/A	82.7%	84.4%	87.9%

* This is based on patients treated on this contract for their most recent course of treatment. Figures in italics indicate the base number of FP17s or Patient Questionnaire responses are less than 100. N/A is shown where the base number of responses is less than 10 during the period. % is calculated as Quantity/Base number*100

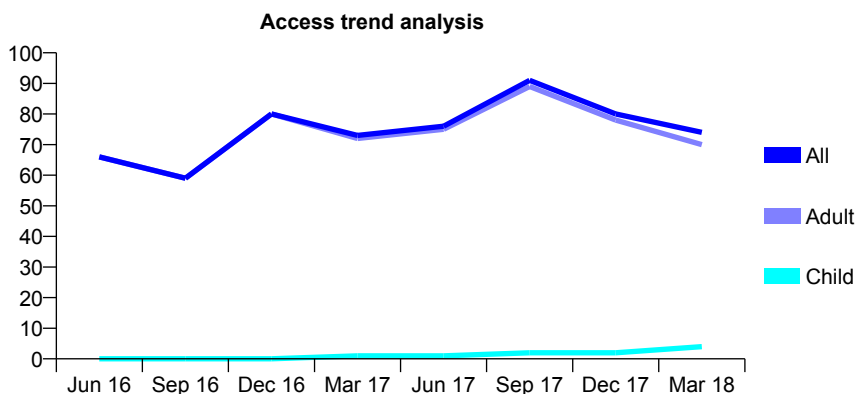
Q61 - Vital Signs At a Glance Contract Report for 170615/0001 - March 2018

Name or company name	Mr N.Nagpaul & Mr J. Ginty
Contract type name	PDS Contract
Purpose of contract	General
Contract start date	01/04/2009
Contract end date	31/03/2018

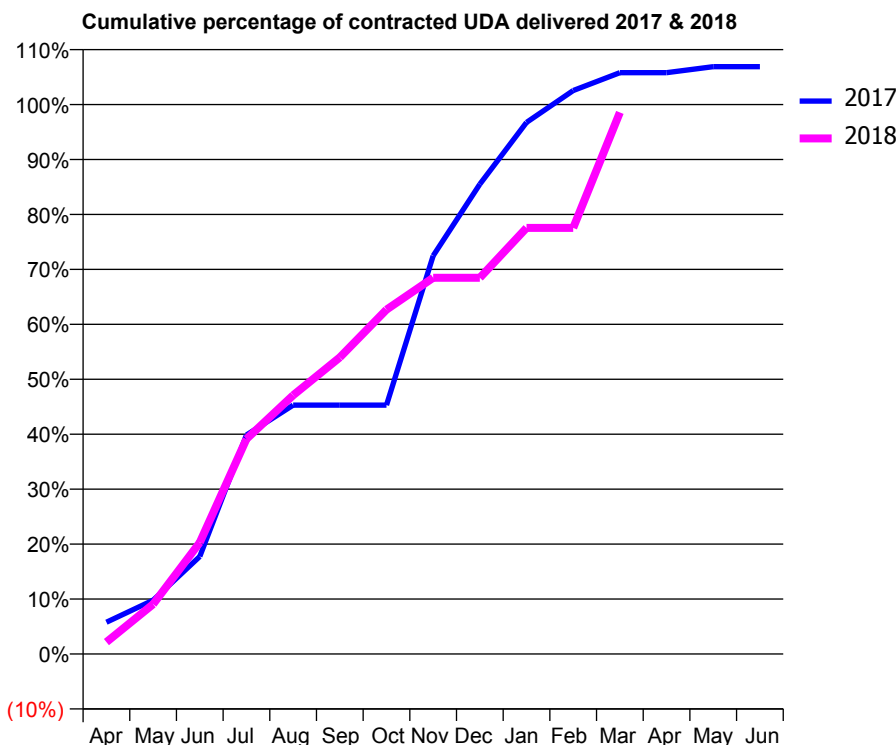
17/18 Contracted general activity (UDA)	276
Carry forward general activity (UDA)	-6
17/18 Contracted orthodontic activity (UOA)	0
Carry forward orthodontic activity (UOA)	0
Baseline contract value	£55,047.47

ACCESS*

Patients seen in 24 months	Total	Change since previous quarter
Quarter ending March 2017	73	
Quarter ending June 2017	76	↑
Quarter ending September 2017	91	↑
Quarter ending December 2017	80	↓
Quarter ending March 2018	74	↓
Variance since March 2017	1.4%	→



ACTIVITY



Month	Adjusted Scheduled Activity (UDA)	
	2017	2018
April	16	6
May	27	25
June	49	56
July	110	108
August	125	130
September	125	149
October	125	173
November	200	189
December	236	189
January	267	214
February	283	214
March	292	272
April	292	
May	295	
June	295	

QUALITY

	Quantity	Base Number	Contract	AT	Region	England
% of FP17s for the same patient ID Re-attending within 3 months - Children	0	4	0.0%	10.5%	11.5%	11.9%
% of FP17s for the same patient ID Re-attending within 3 months - Adults	0	91	0.0%	16.1%	16.8%	16.0%
% of FP17s for the same patient ID Re-attending between 3 & 9 months - Children	0	4	0.0%	43.4%	47.7%	58.3%
% of FP17s for the same patient ID Re-attending between 3 & 9 months - Adults	0	91	0.0%	35.8%	38.2%	50.3%
% of FP17s for Band 1 Urgent Courses	0	94	0.0%	10.9%	10.6%	9.1%
% of FP17s Relating to Free Repair or Replacements	0	94	0.0%	0.5%	0.6%	0.8%
% of FP17s Relating to Continuations	0	94	0.0%	0.7%	0.8%	1.0%
% of Patients satisfied with the dentistry they have received	0	0	N/A	89.7%	89.3%	91.5%
% of Patients satisfied with the time they had to wait for an appointment	0	0	N/A	82.7%	84.4%	87.9%

* This is based on patients treated on this contract for their most recent course of treatment. Figures in italics indicate the base number of FP17s or Patient Questionnaire responses are less than 100. N/A is shown where the base number of responses is less than 10 during the period. % is calculated as Quantity/Base number*100

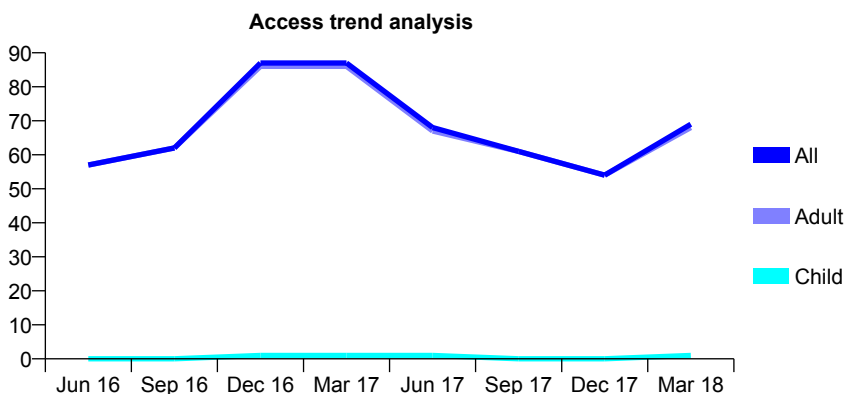
Q61 - Vital Signs At a Glance Contract Report for 170615/0002 - March 2018

Name or company name	Mr N.Naggpaul & Mr J. Ginty
Contract type name	PDS Contract
Purpose of contract	General
Contract start date	01/11/2009
Contract end date	31/03/2018

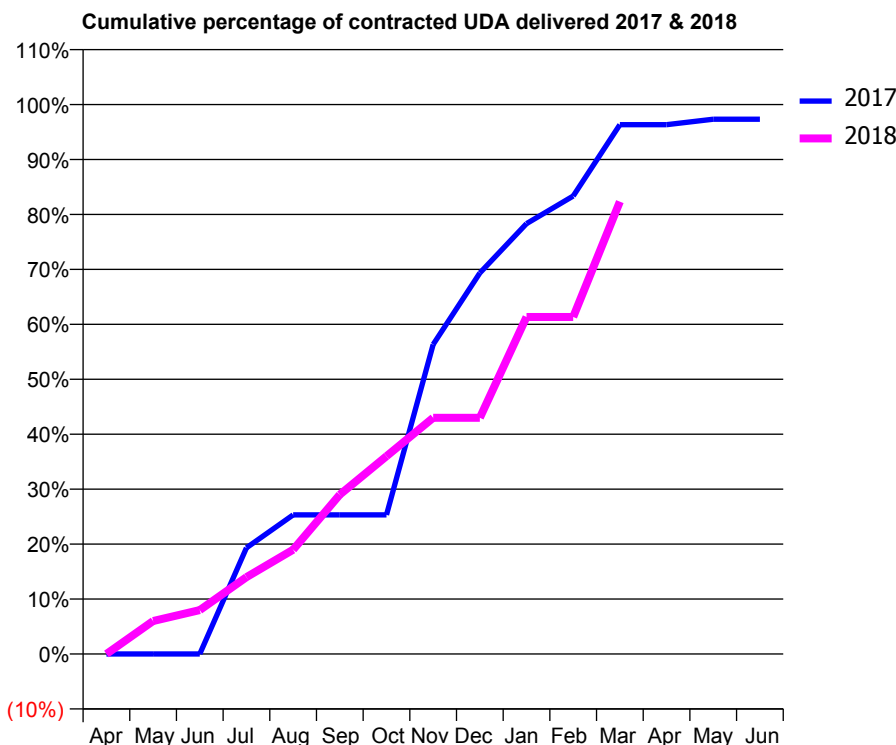
17/18 Contracted general activity (UDA)	300
Carry forward general activity (UDA)	0
17/18 Contracted orthodontic activity (UOA)	0
Carry forward orthodontic activity (UOA)	0
Baseline contract value	£61,277.37

ACCESS*

Patients seen in 24 months	Total	Change since previous quarter
Quarter ending March 2017	87	
Quarter ending June 2017	68	↓
Quarter ending September 2017	61	↓
Quarter ending December 2017	54	↓
Quarter ending March 2018	69	↑
Variance since March 2017	(20.7%)	↓



ACTIVITY



Month	Adjusted Scheduled Activity (UDA)	
	2017	2018
April	0	0
May	0	18
June	0	24
July	58	42
August	76	57
September	76	87
October	76	108
November	169	129
December	208	129
January	235	184
February	250	184
March	289	247
April	289	
May	292	
June	292	

QUALITY

	Quantity	Base Number	Contract	AT	Region	England
% of FP17s for the same patient ID Re-attending within 3 months - Children	0	2	0.0%	10.5%	11.5%	11.9%
% of FP17s for the same patient ID Re-attending within 3 months - Adults	0	83	0.0%	16.1%	16.8%	16.0%
% of FP17s for the same patient ID Re-attending between 3 & 9 months - Children	0	2	0.0%	43.4%	47.7%	58.3%
% of FP17s for the same patient ID Re-attending between 3 & 9 months - Adults	0	83	0.0%	35.8%	38.2%	50.3%
% of FP17s for Band 1 Urgent Courses	0	84	0.0%	10.9%	10.6%	9.1%
% of FP17s Relating to Free Repair or Replacements	0	84	0.0%	0.5%	0.6%	0.8%
% of FP17s Relating to Continuations	0	84	0.0%	0.7%	0.8%	1.0%
% of Patients satisfied with the dentistry they have received	0	0	N/A	89.7%	89.3%	91.5%
% of Patients satisfied with the time they had to wait for an appointment	0	0	N/A	82.7%	84.4%	87.9%

* This is based on patients treated on this contract for their most recent course of treatment. Figures in italics indicate the base number of FP17s or Patient Questionnaire responses are less than 100. N/A is shown where the base number of responses is less than 10 during the period. % is calculated as Quantity/Base number*100

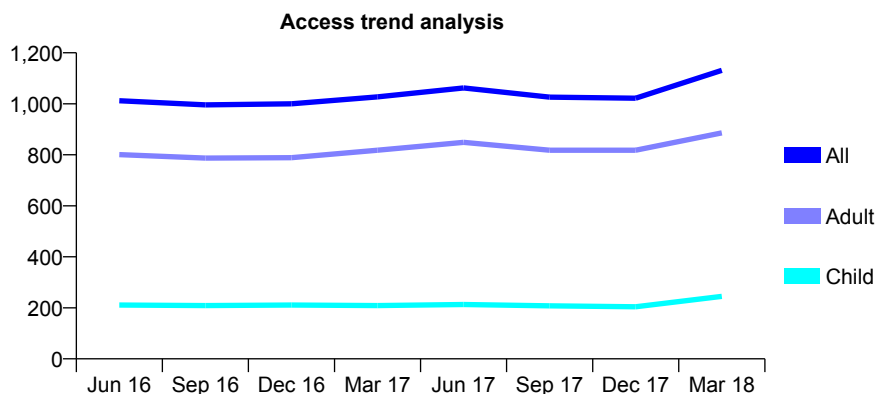
Q61 - Vital Signs At a Glance Contract Report for 170801/0001 - March 2018

Name or company name	Hendon Dental Practice
Contract type name	GDS Contract
Purpose of contract	General
Contract start date	01/06/2012
Contract end date	

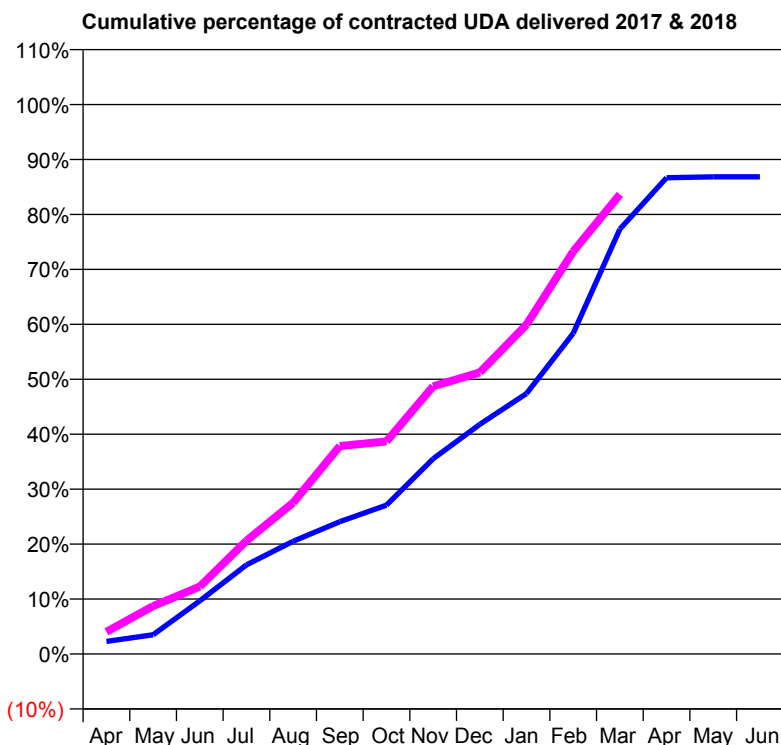
17/18 Contracted general activity (UDA)	3,861
Carry forward general activity (UDA)	0
17/18 Contracted orthodontic activity (UOA)	0
Carry forward orthodontic activity (UOA)	0
Baseline contract value	£108,368.77

ACCESS*

Patients seen in 24 months	Total	Change since previous quarter
Quarter ending March 2017	1,027	
Quarter ending June 2017	1,062	↑
Quarter ending September 2017	1,026	↓
Quarter ending December 2017	1,022	→
Quarter ending March 2018	1,131	↑
Variance since March 2017	10.1%	↑



ACTIVITY



Month	Adjusted Scheduled Activity (UDA)	
	2017	2018
April	89	156
May	135	336
June	373	474
July	626	796
August	792	1,063
September	930	1,462
October	1,046	1,494
November	1,372	1,881
December	1,614	1,978
January	1,830	2,315
February	2,253	2,829
March	2,985	3,229
April	3,346	
May	3,353	
June	3,353	

QUALITY

	Quantity	Base Number	Contract	AT	Region	England
% of FP17s for the same patient ID Re-attending within 3 months - Children	21	296	7.1%	10.5%	11.5%	11.9%
% of FP17s for the same patient ID Re-attending within 3 months - Adults	133	884	15.0%	16.1%	16.8%	16.0%
% of FP17s for the same patient ID Re-attending between 3 & 9 months - Children	111	296	37.5%	43.4%	47.7%	58.3%
% of FP17s for the same patient ID Re-attending between 3 & 9 months - Adults	208	884	23.5%	35.8%	38.2%	50.3%
% of FP17s for Band 1 Urgent Courses	131	1,089	12.0%	10.9%	10.6%	9.1%
% of FP17s Relating to Free Repair or Replacements	0	1,089	0.0%	0.5%	0.6%	0.8%
% of FP17s Relating to Continuations	8	1,089	0.7%	0.7%	0.8%	1.0%
% of Patients satisfied with the dentistry they have received	2	2	N/A	89.7%	89.3%	91.5%
% of Patients satisfied with the time they had to wait for an appointment	2	2	N/A	82.7%	84.4%	87.9%

* This is based on patients treated on this contract for their most recent course of treatment. Figures in italics indicate the base number of FP17s or Patient Questionnaire responses are less than 100. N/A is shown where the base number of responses is less than 10 during the period. % is calculated as Quantity/Base number*100

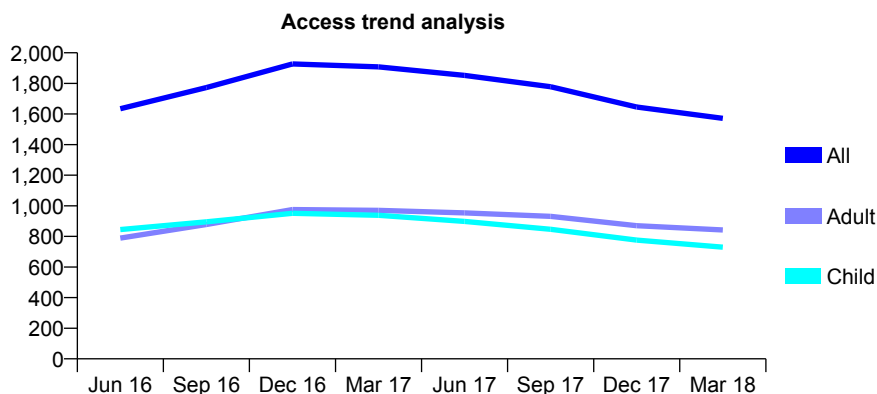
Q61 - Vital Signs At a Glance Contract Report for 171190/0001 - March 2018

Name or company name	The Dental Surgery
Contract type name	GDS Contract
Purpose of contract	General
Contract start date	01/03/2015
Contract end date	

17/18 Contracted general activity (UDA)	4,098
Carry forward general activity (UDA)	-65
17/18 Contracted orthodontic activity (UOA)	0
Carry forward orthodontic activity (UOA)	0
Baseline contract value	£136,753.02

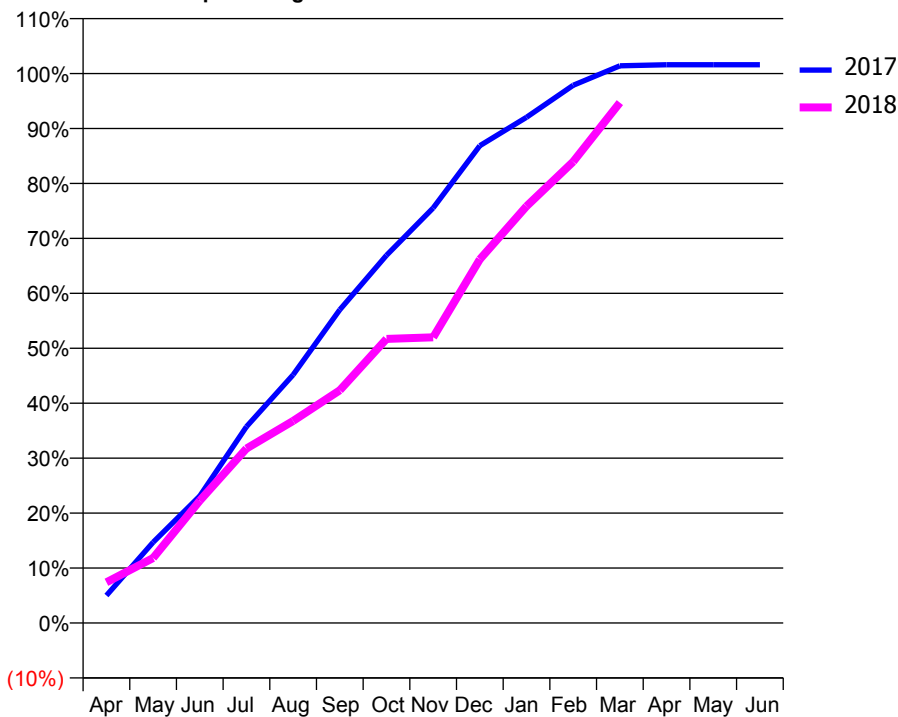
ACCESS*

Patients seen in 24 months	Total	Change since previous quarter
Quarter ending March 2017	1,908	
Quarter ending June 2017	1,852	↓
Quarter ending September 2017	1,778	↓
Quarter ending December 2017	1,646	↓
Quarter ending March 2018	1,572	↓
Variance since March 2017	(17.6%)	↓



ACTIVITY

Cumulative percentage of contracted UDA delivered 2017 & 2018



Month	Adjusted Scheduled Activity (UDA)	
	2017	2018
April	205	304
May	603	485
June	947	913
July	1,464	1,301
August	1,851	1,507
September	2,336	1,735
October	2,742	2,119
November	3,096	2,131
December	3,560	2,712
January	3,771	3,108
February	4,010	3,440
March	4,155	3,881
April	4,163	
May	4,163	
June	4,163	

QUALITY

	Quantity	Base Number	Contract	AT	Region	England
% of FP17s for the same patient ID Re-attending within 3 months - Children	56	775	7.2%	10.5%	11.5%	11.9%
% of FP17s for the same patient ID Re-attending within 3 months - Adults	131	885	14.8%	16.1%	16.8%	16.0%
% of FP17s for the same patient ID Re-attending between 3 & 9 months - Children	364	775	47.0%	43.4%	47.7%	58.3%
% of FP17s for the same patient ID Re-attending between 3 & 9 months - Adults	383	885	43.3%	35.8%	38.2%	50.3%
% of FP17s for Band 1 Urgent Courses	186	1,655	11.2%	10.9%	10.6%	9.1%
% of FP17s Relating to Free Repair or Replacements	11	1,655	0.7%	0.5%	0.6%	0.8%
% of FP17s Relating to Continuations	13	1,655	0.8%	0.7%	0.8%	1.0%
% of Patients satisfied with the dentistry they have received	1	1	N/A	89.7%	89.3%	91.5%
% of Patients satisfied with the time they had to wait for an appointment	0	1	N/A	82.7%	84.4%	87.9%

* This is based on patients treated on this contract for their most recent course of treatment. Figures in italics indicate the base number of FP17s or Patient Questionnaire responses are less than 100. N/A is shown where the base number of responses is less than 10 during the period. % is calculated as Quantity/Base number*100

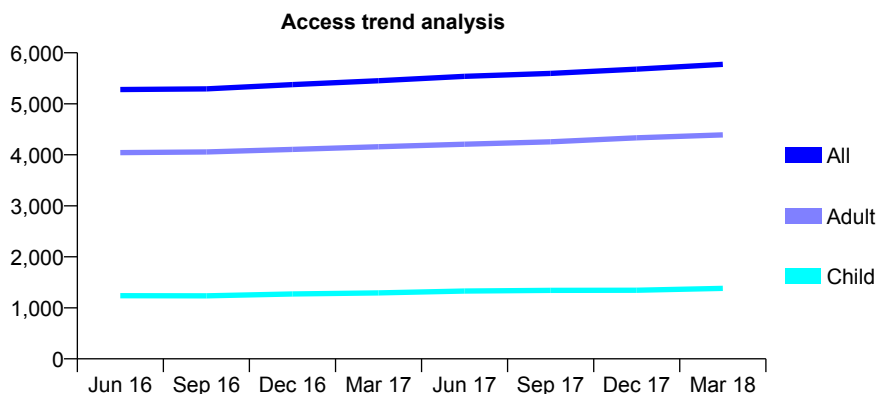
Q61 - Vital Signs At a Glance Contract Report for 173231/0001 - March 2018

Name or company name	S Shah and A Patel
Contract type name	GDS Contract
Purpose of contract	General
Contract start date	22/08/2013
Contract end date	

17/18 Contracted general activity (UDA)	14,477
Carry forward general activity (UDA)	-290
17/18 Contracted orthodontic activity (UOA)	0
Carry forward orthodontic activity (UOA)	0
Baseline contract value	£342,106.38

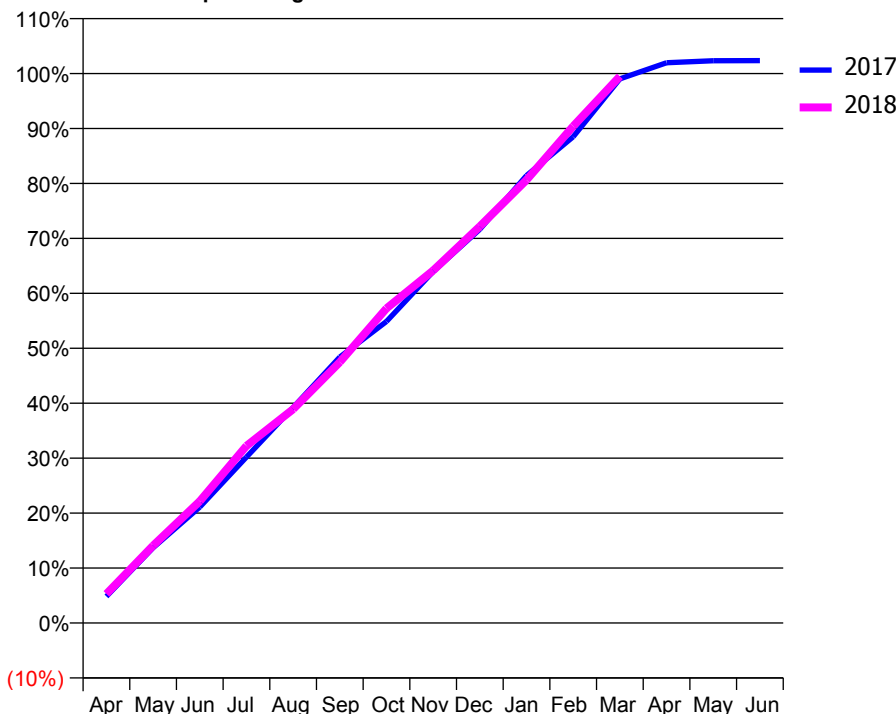
ACCESS*

Patients seen in 24 months	Total	Change since previous quarter
Quarter ending March 2017	5,451	
Quarter ending June 2017	5,538	→
Quarter ending September 2017	5,597	→
Quarter ending December 2017	5,679	→
Quarter ending March 2018	5,773	→
Variance since March 2017	5.9%	↑



ACTIVITY

Cumulative percentage of contracted UDA delivered 2017 & 2018



Month	Adjusted Scheduled Activity (UDA)	
	2017	2018
April	699	769
May	1,982	2,038
June	3,054	3,210
July	4,370	4,668
August	5,678	5,632
September	7,006	6,872
October	7,944	8,289
November	9,257	9,287
December	10,373	10,451
January	11,787	11,674
February	12,810	13,089
March	14,334	14,404
April	14,761	
May	14,813	
June	14,816	

QUALITY

	Quantity	Base Number	Contract	AT	Region	England
% of FP17s for the same patient ID Re-attending within 3 months - Children	159	1,854	8.6%	10.5%	11.5%	11.9%
% of FP17s for the same patient ID Re-attending within 3 months - Adults	721	4,958	14.5%	16.1%	16.8%	16.0%
% of FP17s for the same patient ID Re-attending between 3 & 9 months - Children	891	1,854	48.1%	43.4%	47.7%	58.3%
% of FP17s for the same patient ID Re-attending between 3 & 9 months - Adults	1,957	4,958	39.5%	35.8%	38.2%	50.3%
% of FP17s for Band 1 Urgent Courses	754	6,618	11.4%	10.9%	10.6%	9.1%
% of FP17s Relating to Free Repair or Replacements	35	6,618	0.5%	0.5%	0.6%	0.8%
% of FP17s Relating to Continuations	17	6,618	0.3%	0.7%	0.8%	1.0%
% of Patients satisfied with the dentistry they have received	6	6	N/A	89.7%	89.3%	91.5%
% of Patients satisfied with the time they had to wait for an appointment	5	6	N/A	82.7%	84.4%	87.9%

* This is based on patients treated on this contract for their most recent course of treatment. Figures in italics indicate the base number of FP17s or Patient Questionnaire responses are less than 100. N/A is shown where the base number of responses is less than 10 during the period. % is calculated as Quantity/Base number*100

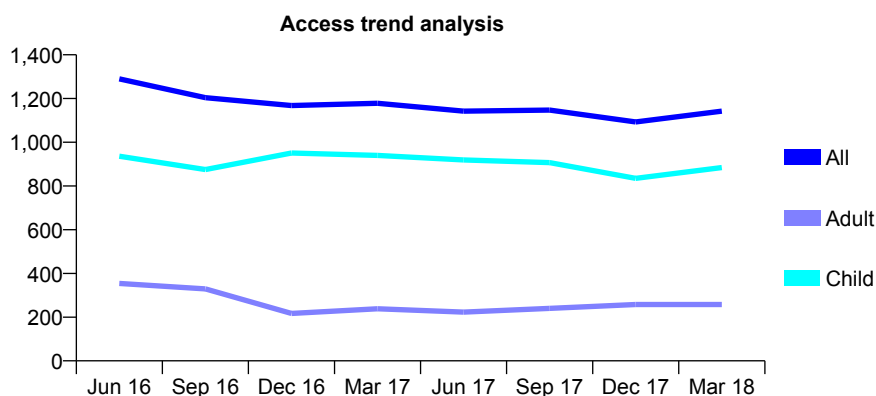
Q61 - Vital Signs At a Glance Contract Report for 174122/0001 - March 2018

Name or company name	Mr Matthew Power, Mrs Nicola Power and M
Contract type name	GDS Contract
Purpose of contract	General and Orthodontic
Contract start date	01/11/2010
Contract end date	

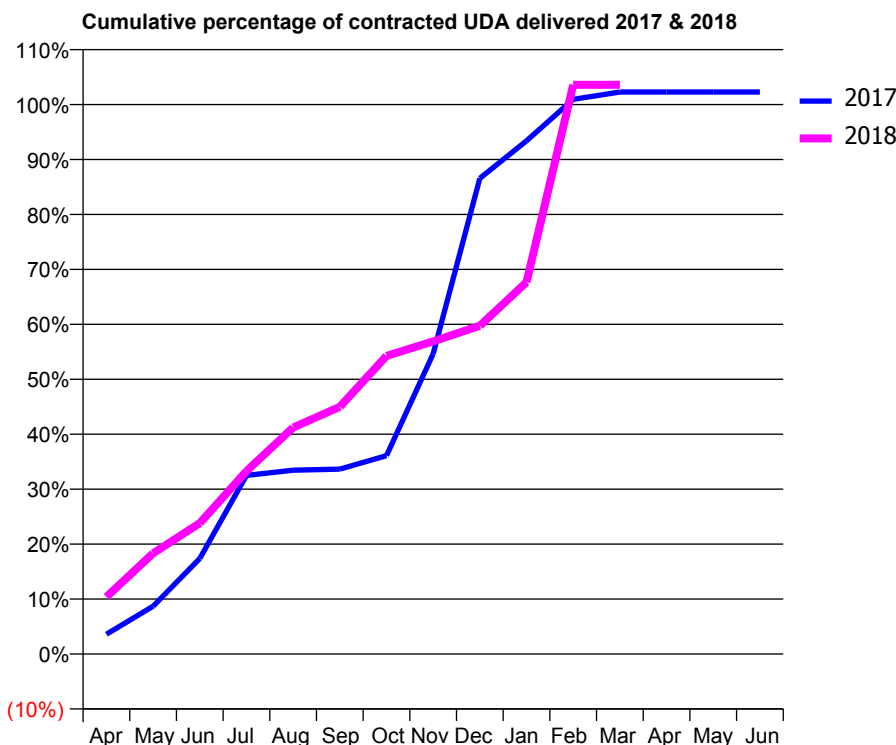
17/18 Contracted general activity (UDA)	529
Carry forward general activity (UDA)	-11
17/18 Contracted orthodontic activity (UOA)	10,864
Carry forward orthodontic activity (UOA)	-217
Baseline contract value	£762,075.58

ACCESS*

Patients seen in 24 months	Total	Change since previous quarter
Quarter ending March 2017	1,178	
Quarter ending June 2017	1,142	↓
Quarter ending September 2017	1,147	→
Quarter ending December 2017	1,093	↓
Quarter ending March 2018	1,142	↑
Variance since March 2017	(3.1%)	↓



ACTIVITY



Month	Adjusted Scheduled Activity (UDA)	
	2017	2018
April	19	55
May	46	97
June	92	126
July	172	176
August	177	218
September	178	238
October	191	287
November	289	301
December	458	316
January	494	358
February	534	548
March	541	548
April	541	
May	541	
June	541	

QUALITY

	Quantity	Base Number	Contract	AT	Region	England
% of FP17s for the same patient ID Re-attending within 3 months - Children	28	1,288	2.2%	10.5%	11.5%	11.9%
% of FP17s for the same patient ID Re-attending within 3 months - Adults	0	102	0.0%	16.1%	16.8%	16.0%
% of FP17s for the same patient ID Re-attending between 3 & 9 months - Children	88	1,288	6.8%	43.4%	47.7%	58.3%
% of FP17s for the same patient ID Re-attending between 3 & 9 months - Adults	2	102	2.0%	35.8%	38.2%	50.3%
% of FP17s for Band 1 Urgent Courses	0	497	0.0%	10.9%	10.6%	9.1%
% of FP17s Relating to Free Repair or Replacements	0	497	0.0%	0.5%	0.6%	0.8%
% of FP17s Relating to Continuations	0	497	0.0%	0.7%	0.8%	1.0%
% of Patients satisfied with the dentistry they have received	0	0	N/A	89.7%	89.3%	91.5%
% of Patients satisfied with the time they had to wait for an appointment	0	0	N/A	82.7%	84.4%	87.9%

* This is based on patients treated on this contract for their most recent course of treatment. Figures in italics indicate the base number of FP17s or Patient Questionnaire responses are less than 100. N/A is shown where the base number of responses is less than 10 during the period. % is calculated as Quantity/Base number*100

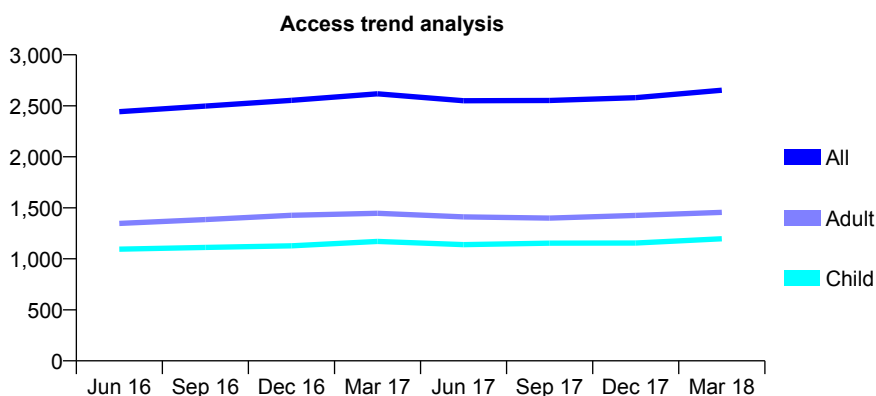
Q61 - Vital Signs At a Glance Contract Report for 175773/0001 - March 2018

Name or company name	Mr Monsur Hannan & Mr Amin Mandegarar
Contract type name	GDS Contract
Purpose of contract	General
Contract start date	01/04/2008
Contract end date	

17/18 Contracted general activity (UDA)	5,256
Carry forward general activity (UDA)	174
17/18 Contracted orthodontic activity (UOA)	0
Carry forward orthodontic activity (UOA)	0
Baseline contract value	£144,676.12

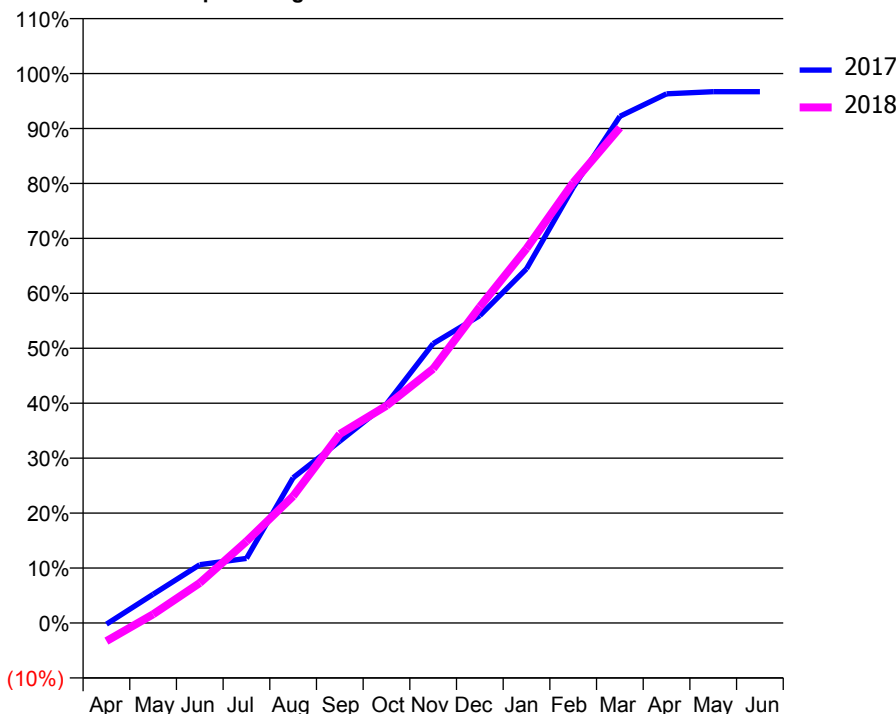
ACCESS*

Patients seen in 24 months	Total	Change since previous quarter
Quarter ending March 2017	2,617	
Quarter ending June 2017	2,550	↓
Quarter ending September 2017	2,552	→
Quarter ending December 2017	2,580	→
Quarter ending March 2018	2,653	↑
Variance since March 2017	1.4%	→



ACTIVITY

Cumulative percentage of contracted UDA delivered 2017 & 2018



Adjusted Scheduled Activity (UDA)

Month	2017	2018
April	-12	-174
May	275	83
June	557	384
July	618	782
August	1,389	1,214
September	1,739	1,808
October	2,095	2,078
November	2,673	2,431
December	2,940	3,025
January	3,389	3,582
February	4,166	4,213
March	4,846	4,738
April	5,062	
May	5,082	
June	5,082	

QUALITY

	Quantity	Base Number	Contract	AT	Region	England
% of FP17s for the same patient ID Re-attending within 3 months - Children	93	1,432	6.5%	10.5%	11.5%	11.9%
% of FP17s for the same patient ID Re-attending within 3 months - Adults	187	1,372	13.6%	16.1%	16.8%	16.0%
% of FP17s for the same patient ID Re-attending between 3 & 9 months - Children	710	1,432	49.6%	43.4%	47.7%	58.3%
% of FP17s for the same patient ID Re-attending between 3 & 9 months - Adults	449	1,372	32.7%	35.8%	38.2%	50.3%
% of FP17s for Band 1 Urgent Courses	273	2,723	10.0%	10.9%	10.6%	9.1%
% of FP17s Relating to Free Repair or Replacements	6	2,723	0.2%	0.5%	0.6%	0.8%
% of FP17s Relating to Continuations	6	2,723	0.2%	0.7%	0.8%	1.0%
% of Patients satisfied with the dentistry they have received	1	1	N/A	89.7%	89.3%	91.5%
% of Patients satisfied with the time they had to wait for an appointment	1	1	N/A	82.7%	84.4%	87.9%

* This is based on patients treated on this contract for their most recent course of treatment. Figures in italics indicate the base number of FP17s or Patient Questionnaire responses are less than 100. N/A is shown where the base number of responses is less than 10 during the period. % is calculated as Quantity/Base number*100

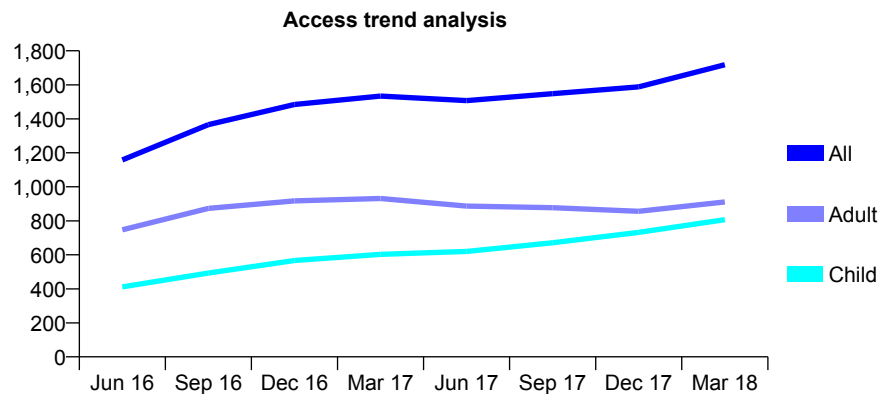
Q61 - Vital Signs At a Glance Contract Report for 176230/0001 - March 2018

Name or company name	Bell Lane Smile Dental Practice
Contract type name	GDS Contract
Purpose of contract	General
Contract start date	01/11/2014
Contract end date	

17/18 Contracted general activity (UDA)	5,430
Carry forward general activity (UDA)	32
17/18 Contracted orthodontic activity (UOA)	0
Carry forward orthodontic activity (UOA)	0
Baseline contract value	£153,929.88

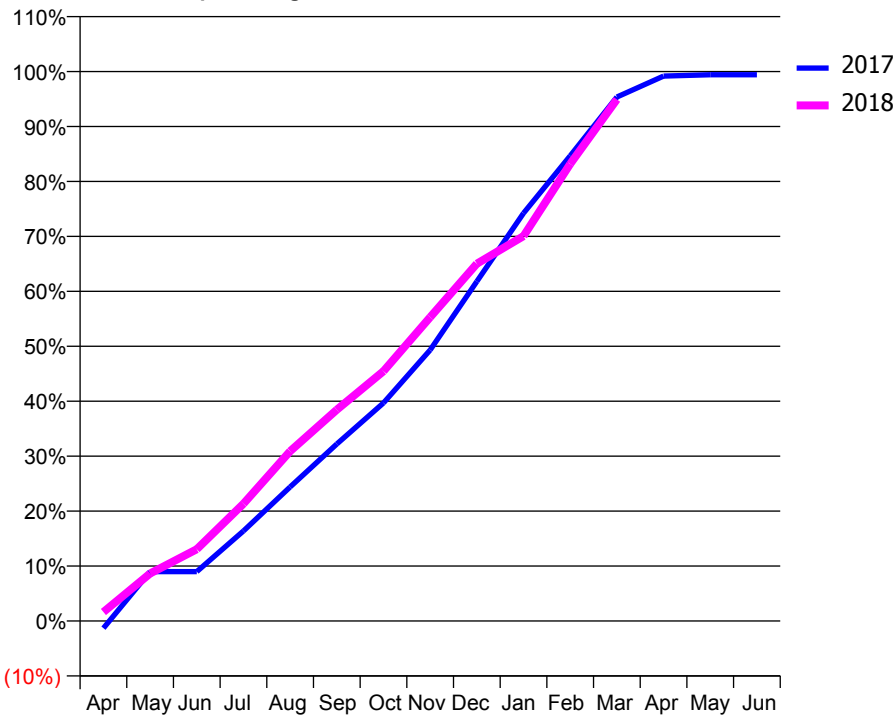
ACCESS*

Patients seen in 24 months	Total	Change since previous quarter
Quarter ending March 2017	1,534	
Quarter ending June 2017	1,507	↓
Quarter ending September 2017	1,548	↑
Quarter ending December 2017	1,588	↑
Quarter ending March 2018	1,718	↑
Variance since March 2017	12.0%	↑



ACTIVITY

Cumulative percentage of contracted UDA delivered 2017 & 2018



Month	Adjusted Scheduled Activity (UDA)	
	2017	2018
April	-72	89
May	488	470
June	488	709
July	890	1,159
August	1,325	1,678
September	1,749	2,088
October	2,155	2,468
November	2,678	3,002
December	3,356	3,531
January	4,030	3,803
February	4,597	4,516
March	5,178	5,154
April	5,384	
May	5,398	
June	5,398	

QUALITY

	Quantity	Base Number	Contract	AT	Region	England
% of FP17s for the same patient ID Re-attending within 3 months - Children	166	1,316	12.6%	10.5%	11.5%	11.9%
% of FP17s for the same patient ID Re-attending within 3 months - Adults	105	842	12.5%	16.1%	16.8%	16.0%
% of FP17s for the same patient ID Re-attending between 3 & 9 months - Children	726	1,316	55.2%	43.4%	47.7%	58.3%
% of FP17s for the same patient ID Re-attending between 3 & 9 months - Adults	283	842	33.6%	35.8%	38.2%	50.3%
% of FP17s for Band 1 Urgent Courses	73	1,947	3.7%	10.9%	10.6%	9.1%
% of FP17s Relating to Free Repair or Replacements	0	1,947	0.0%	0.5%	0.6%	0.8%
% of FP17s Relating to Continuations	9	1,947	0.5%	0.7%	0.8%	1.0%
% of Patients satisfied with the dentistry they have received	0	0	N/A	89.7%	89.3%	91.5%
% of Patients satisfied with the time they had to wait for an appointment	0	0	N/A	82.7%	84.4%	87.9%

* This is based on patients treated on this contract for their most recent course of treatment. Figures in italics indicate the base number of FP17s or Patient Questionnaire responses are less than 100. N/A is shown where the base number of responses is less than 10 during the period. % is calculated as Quantity/Base number*100

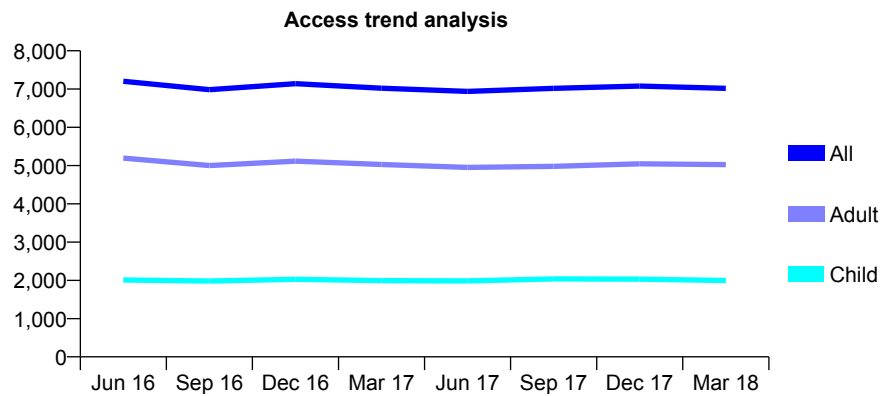
Q61 - Vital Signs At a Glance Contract Report for 176729/0001 - March 2018

Name or company name	S Cowley, R Ingham and J Angelo
Contract type name	GDS Contract
Purpose of contract	General
Contract start date	01/12/2011
Contract end date	

17/18 Contracted general activity (UDA)	18,762
Carry forward general activity (UDA)	-375
17/18 Contracted orthodontic activity (UOA)	0
Carry forward orthodontic activity (UOA)	0
Baseline contract value	£500,398.72

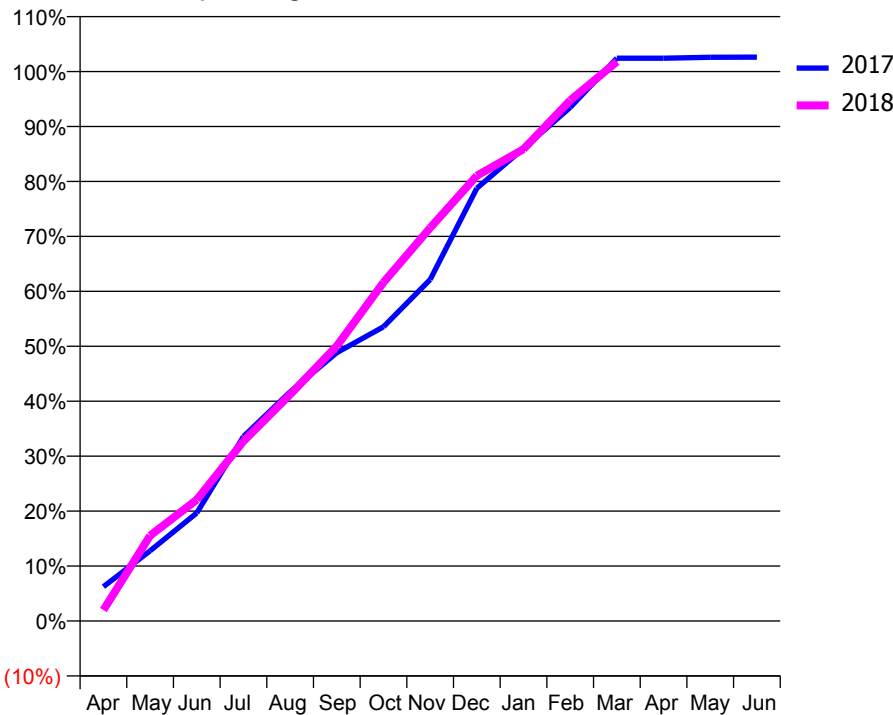
ACCESS*

Patients seen in 24 months	Total	Change since previous quarter
Quarter ending March 2017	7,022	
Quarter ending June 2017	6,937	↓
Quarter ending September 2017	7,018	→
Quarter ending December 2017	7,078	→
Quarter ending March 2018	7,019	→
Variance since March 2017	(0.0%)	→



ACTIVITY

Cumulative percentage of contracted UDA delivered 2017 & 2018



Month	Adjusted Scheduled Activity (UDA)	
	2017	2018
April	1,172	375
May	2,396	2,916
June	3,690	4,139
July	6,300	6,139
August	7,822	7,732
September	9,161	9,391
October	10,047	11,562
November	11,660	13,425
December	14,778	15,203
January	16,139	16,109
February	17,535	17,777
March	19,215	19,095
April	19,215	
May	19,249	
June	19,253	

QUALITY

	Quantity	Base Number	Contract	AT	Region	England
% of FP17s for the same patient ID Re-attending within 3 months - Children	151	2,345	6.4%	10.5%	11.5%	11.9%
% of FP17s for the same patient ID Re-attending within 3 months - Adults	602	4,785	12.6%	16.1%	16.8%	16.0%
% of FP17s for the same patient ID Re-attending between 3 & 9 months - Children	929	2,345	39.6%	43.4%	47.7%	58.3%
% of FP17s for the same patient ID Re-attending between 3 & 9 months - Adults	1,332	4,785	27.8%	35.8%	38.2%	50.3%
% of FP17s for Band 1 Urgent Courses	601	7,134	8.4%	10.9%	10.6%	9.1%
% of FP17s Relating to Free Repair or Replacements	15	7,134	0.2%	0.5%	0.6%	0.8%
% of FP17s Relating to Continuations	110	7,134	1.5%	0.7%	0.8%	1.0%
% of Patients satisfied with the dentistry they have received	2	3	N/A	89.7%	89.3%	91.5%
% of Patients satisfied with the time they had to wait for an appointment	2	3	N/A	82.7%	84.4%	87.9%

* This is based on patients treated on this contract for their most recent course of treatment. Figures in italics indicate the base number of FP17s or Patient Questionnaire responses are less than 100. N/A is shown where the base number of responses is less than 10 during the period. % is calculated as Quantity/Base number*100

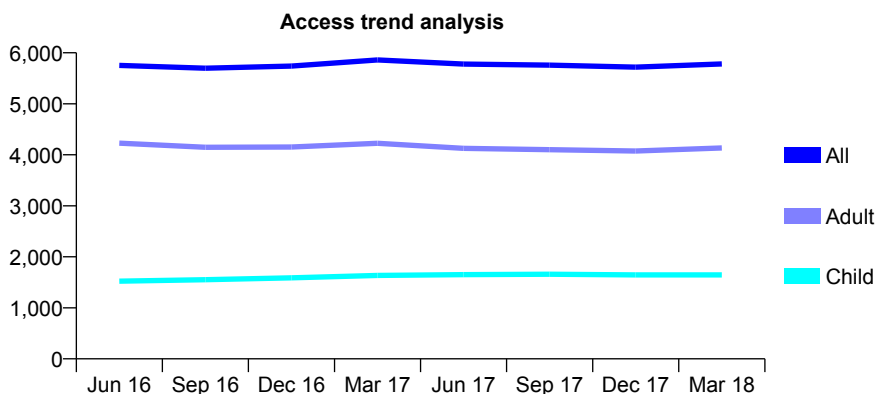
Q61 - Vital Signs At a Glance Contract Report for 177180/0001 - March 2018

Name or company name	Cosmo Clinic Ltd.
Contract type name	GDS Contract
Purpose of contract	General
Contract start date	01/05/2010
Contract end date	

17/18 Contracted general activity (UDA)	21,931
Carry forward general activity (UDA)	-178
17/18 Contracted orthodontic activity (UOA)	0
Carry forward orthodontic activity (UOA)	0
Baseline contract value	£613,430.85

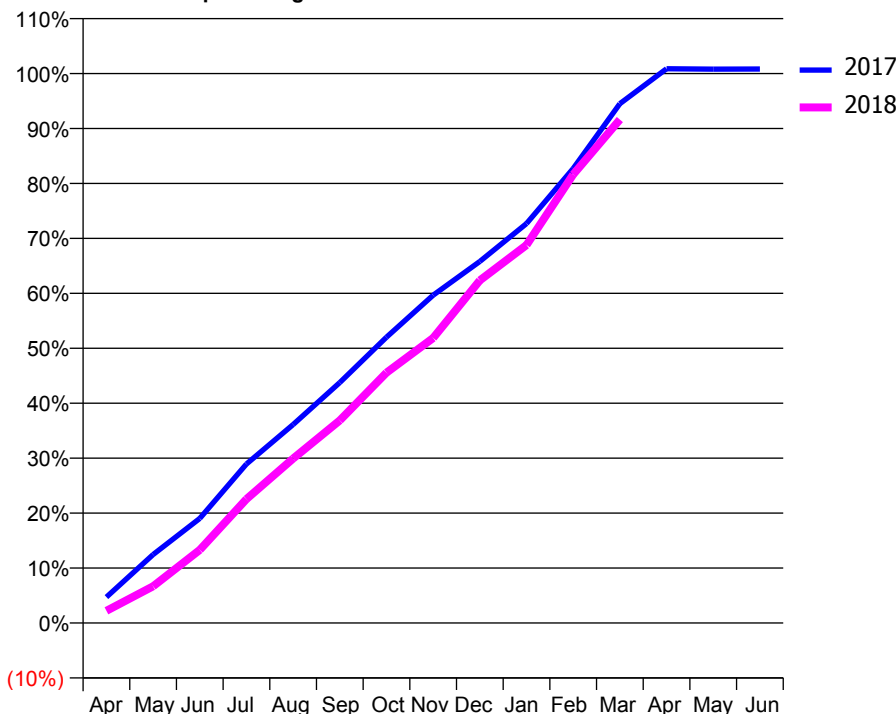
ACCESS*

Patients seen in 24 months	Total	Change since previous quarter
Quarter ending March 2017	5,860	
Quarter ending June 2017	5,778	↓
Quarter ending September 2017	5,759	→
Quarter ending December 2017	5,720	→
Quarter ending March 2018	5,782	→
Variance since March 2017	(1.3%)	↓



ACTIVITY

Cumulative percentage of contracted UDA delivered 2017 & 2018



Adjusted Scheduled Activity (UDA)

Month	2017	2018
April	1,034	485
May	2,734	1,467
June	4,173	2,921
July	6,346	4,946
August	7,922	6,566
September	9,597	8,089
October	11,406	9,992
November	13,087	11,376
December	14,430	13,674
January	15,943	15,084
February	18,140	17,898
March	20,725	20,091
April	22,119	
May	22,107	
June	22,109	

QUALITY

	Quantity	Base Number	Contract	AT	Region	England
% of FP17s for the same patient ID Re-attending within 3 months - Children	166	1,570	10.6%	10.5%	11.5%	11.9%
% of FP17s for the same patient ID Re-attending within 3 months - Adults	706	3,919	18.0%	16.1%	16.8%	16.0%
% of FP17s for the same patient ID Re-attending between 3 & 9 months - Children	438	1,570	27.9%	43.4%	47.7%	58.3%
% of FP17s for the same patient ID Re-attending between 3 & 9 months - Adults	977	3,919	24.9%	35.8%	38.2%	50.3%
% of FP17s for Band 1 Urgent Courses	442	5,177	8.5%	10.9%	10.6%	9.1%
% of FP17s Relating to Free Repair or Replacements	29	5,177	0.6%	0.5%	0.6%	0.8%
% of FP17s Relating to Continuations	10	5,177	0.2%	0.7%	0.8%	1.0%
% of Patients satisfied with the dentistry they have received	2	2	N/A	89.7%	89.3%	91.5%
% of Patients satisfied with the time they had to wait for an appointment	1	2	N/A	82.7%	84.4%	87.9%

* This is based on patients treated on this contract for their most recent course of treatment. Figures in italics indicate the base number of FP17s or Patient Questionnaire responses are less than 100. N/A is shown where the base number of responses is less than 10 during the period. % is calculated as Quantity/Base number*100

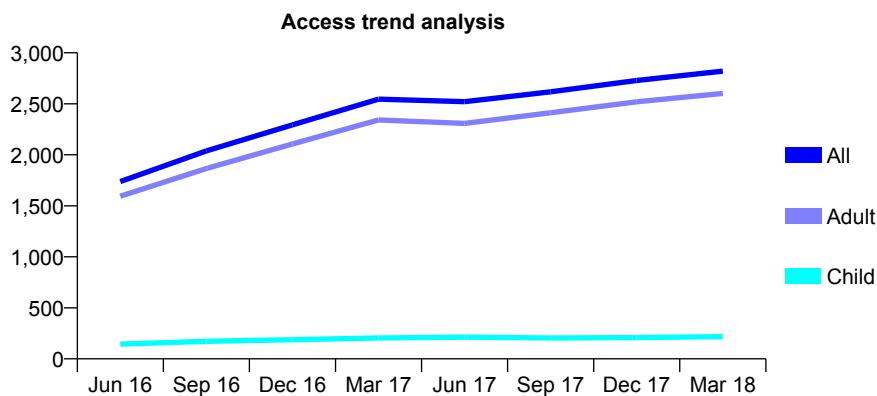
Q61 - Vital Signs At a Glance Contract Report for 177431/0001 - March 2018

Name or company name	Mr H Al-Hariri & Mrs N Al-Hariri
Contract type name	GDS Contract
Purpose of contract	General
Contract start date	01/04/2015
Contract end date	

17/18 Contracted general activity (UDA)	5,441
Carry forward general activity (UDA)	0
17/18 Contracted orthodontic activity (UOA)	0
Carry forward orthodontic activity (UOA)	0
Baseline contract value	£173,127.99

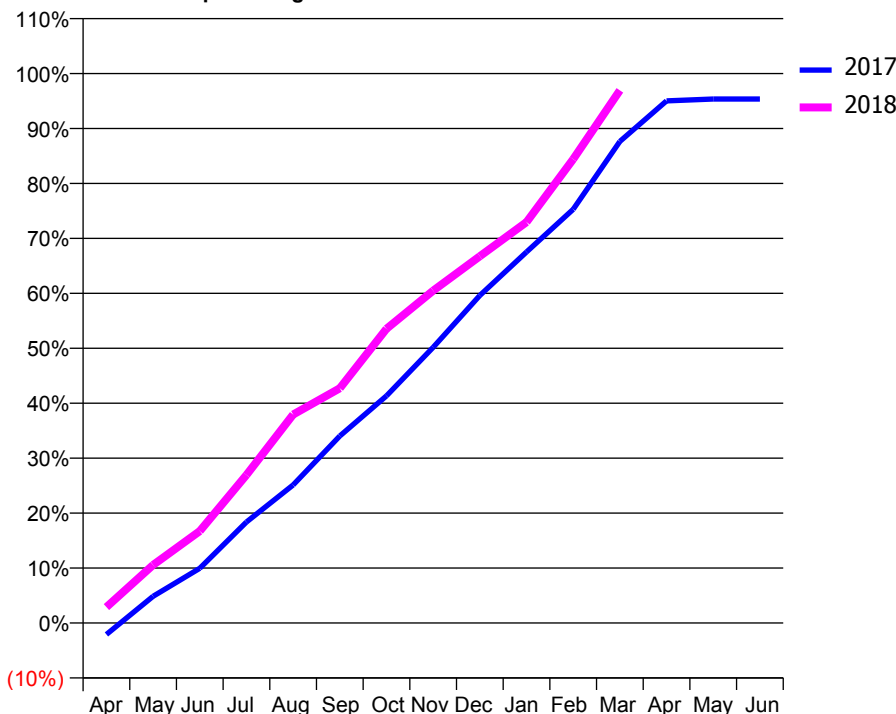
ACCESS*

Patients seen in 24 months	Total	Change since previous quarter
Quarter ending March 2017	2,546	
Quarter ending June 2017	2,521	→
Quarter ending September 2017	2,617	↑
Quarter ending December 2017	2,729	↑
Quarter ending March 2018	2,820	↑
Variance since March 2017	10.8%	↑



ACTIVITY

Cumulative percentage of contracted UDA delivered 2017 & 2018



Month	Adjusted Scheduled Activity (UDA)	
	2017	2018
April	-114	157
May	265	576
June	542	911
July	1,001	1,467
August	1,367	2,065
September	1,852	2,324
October	2,249	2,914
November	2,730	3,291
December	3,244	3,632
January	3,674	3,970
February	4,096	4,593
March	4,768	5,274
April	5,170	
May	5,189	
June	5,189	

QUALITY

	Quantity	Base Number	Contract	AT	Region	England
% of FP17s for the same patient ID Re-attending within 3 months - Children	7	217	3.2%	10.5%	11.5%	11.9%
% of FP17s for the same patient ID Re-attending within 3 months - Adults	156	2,323	6.7%	16.1%	16.8%	16.0%
% of FP17s for the same patient ID Re-attending between 3 & 9 months - Children	54	217	24.9%	43.4%	47.7%	58.3%
% of FP17s for the same patient ID Re-attending between 3 & 9 months - Adults	481	2,323	20.7%	35.8%	38.2%	50.3%
% of FP17s for Band 1 Urgent Courses	374	2,406	15.5%	10.9%	10.6%	9.1%
% of FP17s Relating to Free Repair or Replacements	7	2,406	0.3%	0.5%	0.6%	0.8%
% of FP17s Relating to Continuations	3	2,406	0.1%	0.7%	0.8%	1.0%
% of Patients satisfied with the dentistry they have received	3	3	N/A	89.7%	89.3%	91.5%
% of Patients satisfied with the time they had to wait for an appointment	3	3	N/A	82.7%	84.4%	87.9%

* This is based on patients treated on this contract for their most recent course of treatment. Figures in italics indicate the base number of FP17s or Patient Questionnaire responses are less than 100. N/A is shown where the base number of responses is less than 10 during the period. % is calculated as Quantity/Base number*100

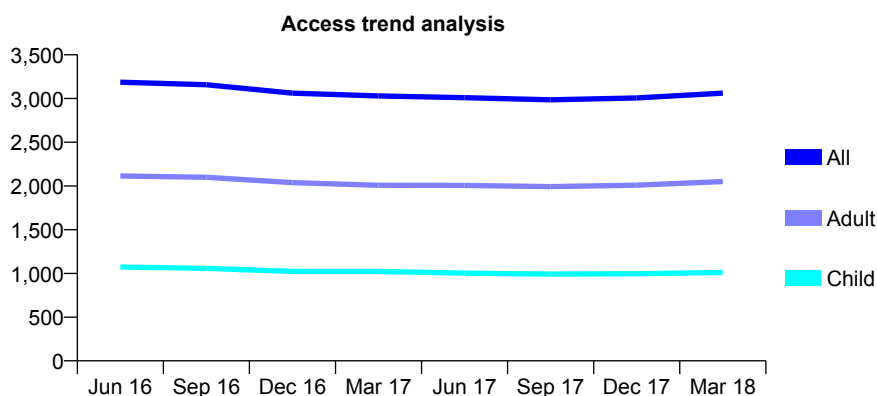
Q61 - Vital Signs At a Glance Contract Report for 177660/0001 - March 2018

Name or company name	Fladbury Dental Surgery
Contract type name	GDS Contract
Purpose of contract	General
Contract start date	01/03/2012
Contract end date	

17/18 Contracted general activity (UDA)	9,916
Carry forward general activity (UDA)	-196
17/18 Contracted orthodontic activity (UOA)	0
Carry forward orthodontic activity (UOA)	0
Baseline contract value	£261,697.26

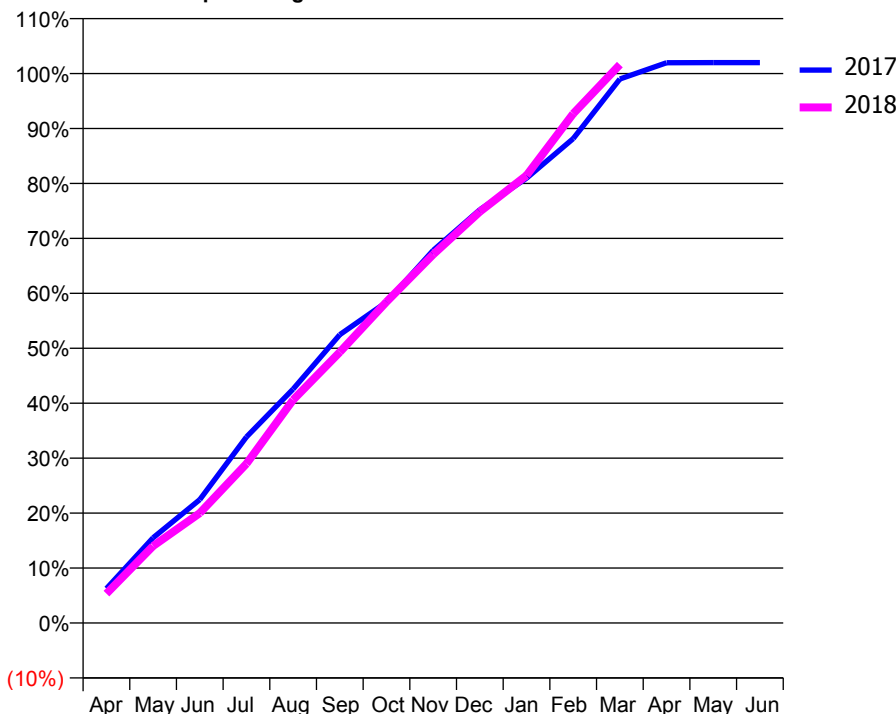
ACCESS*

Patients seen in 24 months	Total	Change since previous quarter
Quarter ending March 2017	3,030	
Quarter ending June 2017	3,009	→
Quarter ending September 2017	2,985	→
Quarter ending December 2017	3,006	→
Quarter ending March 2018	3,062	→
Variance since March 2017	1.1%	→



ACTIVITY

Cumulative percentage of contracted UDA delivered 2017 & 2018



Adjusted Scheduled Activity (UDA)

Month	2017	2018
April	622	531
May	1,539	1,389
June	2,228	1,985
July	3,358	2,875
August	4,221	4,026
September	5,204	4,889
October	5,791	5,796
November	6,725	6,651
December	7,458	7,423
January	8,027	8,077
February	8,742	9,191
March	9,817	10,077
April	10,111	
May	10,112	
June	10,112	

QUALITY

	Quantity	Base Number	Contract	AT	Region	England
% of FP17s for the same patient ID Re-attending within 3 months - Children	203	1,551	13.1%	10.5%	11.5%	11.9%
% of FP17s for the same patient ID Re-attending within 3 months - Adults	552	2,780	19.9%	16.1%	16.8%	16.0%
% of FP17s for the same patient ID Re-attending between 3 & 9 months - Children	783	1,551	50.5%	43.4%	47.7%	58.3%
% of FP17s for the same patient ID Re-attending between 3 & 9 months - Adults	1,122	2,780	40.4%	35.8%	38.2%	50.3%
% of FP17s for Band 1 Urgent Courses	560	4,203	13.3%	10.9%	10.6%	9.1%
% of FP17s Relating to Free Repair or Replacements	13	4,203	0.3%	0.5%	0.6%	0.8%
% of FP17s Relating to Continuations	48	4,203	1.1%	0.7%	0.8%	1.0%
% of Patients satisfied with the dentistry they have received	2	2	N/A	89.7%	89.3%	91.5%
% of Patients satisfied with the time they had to wait for an appointment	2	2	N/A	82.7%	84.4%	87.9%

* This is based on patients treated on this contract for their most recent course of treatment. Figures in italics indicate the base number of FP17s or Patient Questionnaire responses are less than 100. N/A is shown where the base number of responses is less than 10 during the period. % is calculated as Quantity/Base number*100

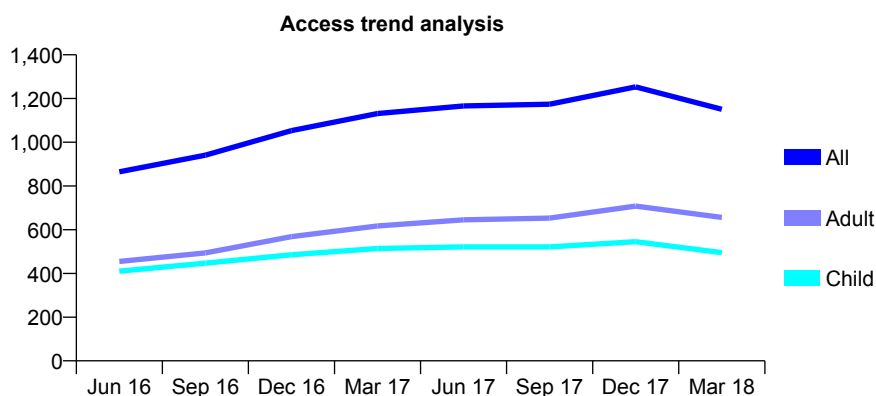
Q61 - Vital Signs At a Glance Contract Report for 177695/0001 - March 2018

Name or company name	Mrs F Ghani, Mr M Spencer Brown & Mr JF
Contract type name	GDS Contract
Purpose of contract	General
Contract start date	01/04/2015
Contract end date	

17/18 Contracted general activity (UDA)	3,738
Carry forward general activity (UDA)	-75
17/18 Contracted orthodontic activity (UOA)	0
Carry forward orthodontic activity (UOA)	0
Baseline contract value	£119,046.07

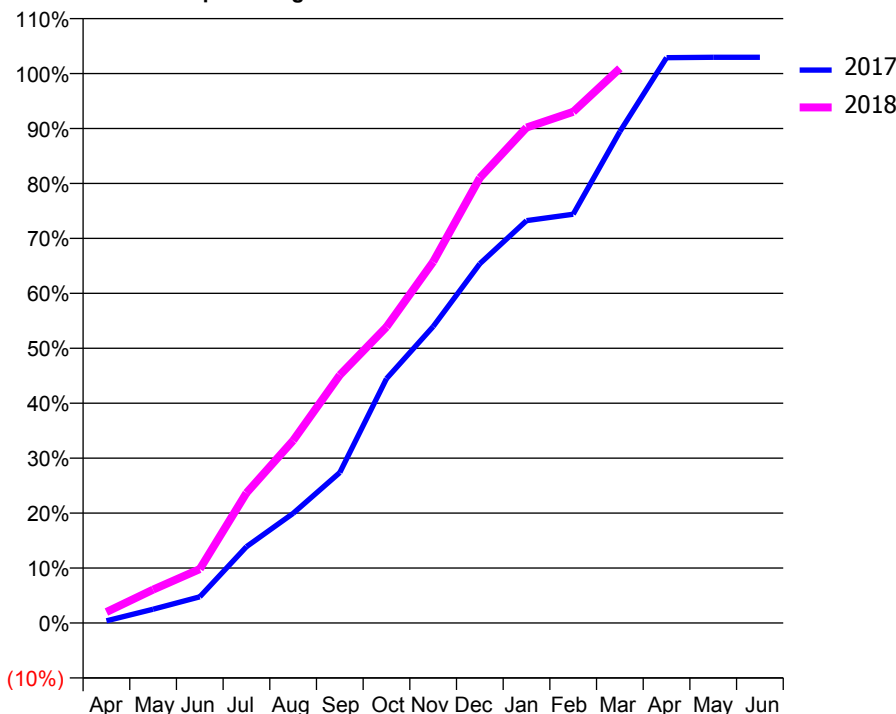
ACCESS*

Patients seen in 24 months	Total	Change since previous quarter
Quarter ending March 2017	1,131	
Quarter ending June 2017	1,166	↑
Quarter ending September 2017	1,174	→
Quarter ending December 2017	1,253	↑
Quarter ending March 2018	1,151	↓
Variance since March 2017	1.8%	→



ACTIVITY

Cumulative percentage of contracted UDA delivered 2017 & 2018



Month	Adjusted Scheduled Activity (UDA)	
	2017	2018
April	15	75
May	94	228
June	178	367
July	519	885
August	746	1,242
September	1,023	1,687
October	1,662	2,015
November	2,017	2,457
December	2,444	3,029
January	2,737	3,370
February	2,781	3,477
March	3,343	3,773
April	3,846	
May	3,849	
June	3,849	

QUALITY

	Quantity	Base Number	Contract	AT	Region	England
% of FP17s for the same patient ID Re-attending within 3 months - Children	58	573	10.1%	10.5%	11.5%	11.9%
% of FP17s for the same patient ID Re-attending within 3 months - Adults	124	771	16.1%	16.1%	16.8%	16.0%
% of FP17s for the same patient ID Re-attending between 3 & 9 months - Children	115	573	20.1%	43.4%	47.7%	58.3%
% of FP17s for the same patient ID Re-attending between 3 & 9 months - Adults	127	771	16.5%	35.8%	38.2%	50.3%
% of FP17s for Band 1 Urgent Courses	210	1,189	17.7%	10.9%	10.6%	9.1%
% of FP17s Relating to Free Repair or Replacements	1	1,189	0.1%	0.5%	0.6%	0.8%
% of FP17s Relating to Continuations	1	1,189	0.1%	0.7%	0.8%	1.0%
% of Patients satisfied with the dentistry they have received	0	0	N/A	89.7%	89.3%	91.5%
% of Patients satisfied with the time they had to wait for an appointment	0	0	N/A	82.7%	84.4%	87.9%

* This is based on patients treated on this contract for their most recent course of treatment. Figures in italics indicate the base number of FP17s or Patient Questionnaire responses are less than 100. N/A is shown where the base number of responses is less than 10 during the period. % is calculated as Quantity/Base number*100

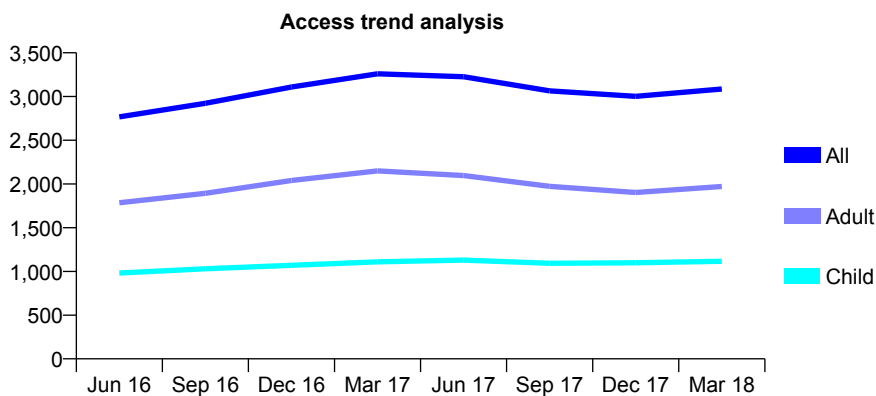
Q61 - Vital Signs At a Glance Contract Report for 178527/0001 - March 2018

Name or company name	Golders Green Dental Care
Contract type name	GDS Contract
Purpose of contract	General
Contract start date	01/04/2015
Contract end date	

17/18 Contracted general activity (UDA)	9,424
Carry forward general activity (UDA)	-53
17/18 Contracted orthodontic activity (UOA)	0
Carry forward orthodontic activity (UOA)	0
Baseline contract value	£280,507.45

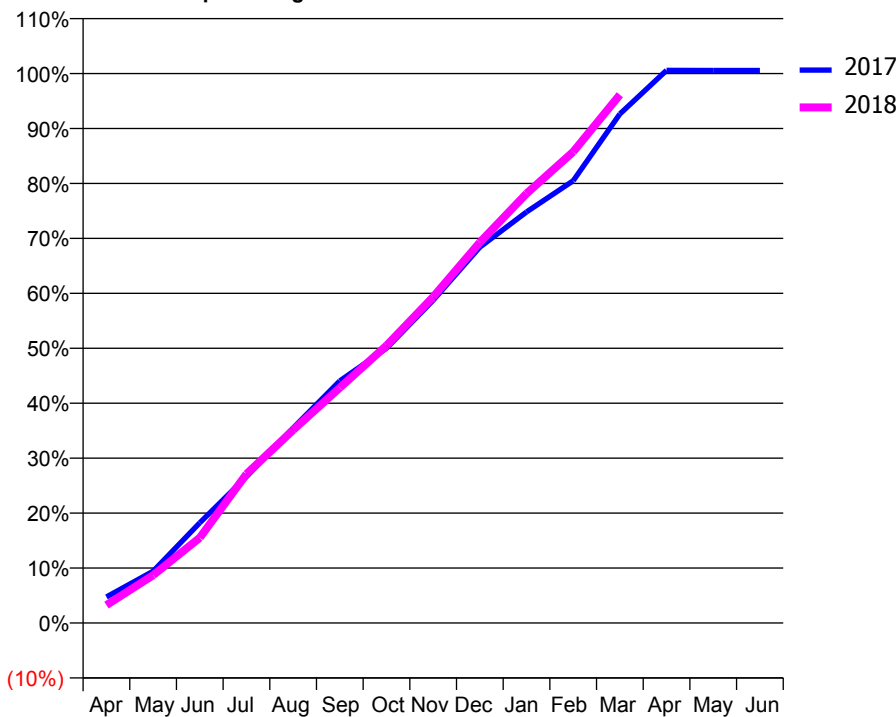
ACCESS*

Patients seen in 24 months	Total	Change since previous quarter
Quarter ending March 2017	3,260	
Quarter ending June 2017	3,226	↓
Quarter ending September 2017	3,065	↓
Quarter ending December 2017	3,002	↓
Quarter ending March 2018	3,086	↑
Variance since March 2017	(5.3%)	↓



ACTIVITY

Cumulative percentage of contracted UDA delivered 2017 & 2018



Month	Adjusted Scheduled Activity (UDA)	
	2017	2018
April	447	308
May	888	821
June	1,719	1,462
July	2,510	2,555
August	3,344	3,311
September	4,151	4,036
October	4,712	4,758
November	5,536	5,592
December	6,447	6,528
January	7,050	7,365
February	7,585	8,080
March	8,730	9,060
April	9,479	
May	9,477	
June	9,477	

QUALITY

	Quantity	Base Number	Contract	AT	Region	England
% of FP17s for the same patient ID Re-attending within 3 months - Children	190	1,538	12.4%	10.5%	11.5%	11.9%
% of FP17s for the same patient ID Re-attending within 3 months - Adults	473	2,385	19.8%	16.1%	16.8%	16.0%
% of FP17s for the same patient ID Re-attending between 3 & 9 months - Children	750	1,538	48.8%	43.4%	47.7%	58.3%
% of FP17s for the same patient ID Re-attending between 3 & 9 months - Adults	950	2,385	39.8%	35.8%	38.2%	50.3%
% of FP17s for Band 1 Urgent Courses	348	3,713	9.4%	10.9%	10.6%	9.1%
% of FP17s Relating to Free Repair or Replacements	45	3,713	1.2%	0.5%	0.6%	0.8%
% of FP17s Relating to Continuations	14	3,713	0.4%	0.7%	0.8%	1.0%
% of Patients satisfied with the dentistry they have received	2	3	N/A	89.7%	89.3%	91.5%
% of Patients satisfied with the time they had to wait for an appointment	3	3	N/A	82.7%	84.4%	87.9%

* This is based on patients treated on this contract for their most recent course of treatment. Figures in italics indicate the base number of FP17s or Patient Questionnaire responses are less than 100. N/A is shown where the base number of responses is less than 10 during the period. % is calculated as Quantity/Base number*100

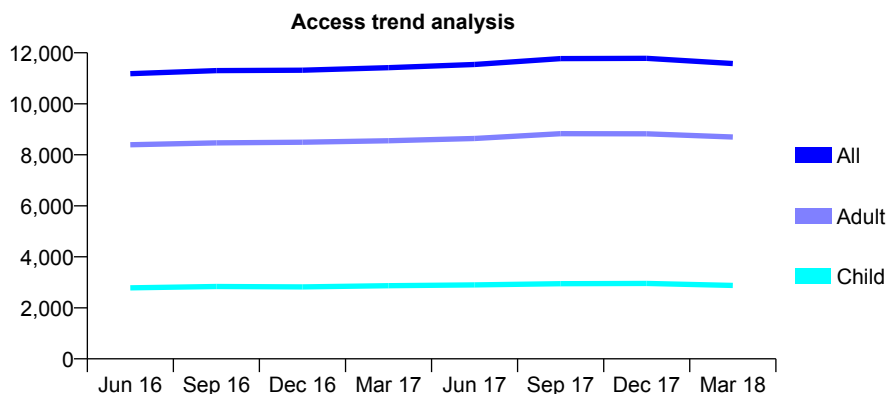
Q61 - Vital Signs At a Glance Contract Report for 178950/0001 - March 2018

Name or company name	MC Dentistry Ltd
Contract type name	GDS Contract
Purpose of contract	General
Contract start date	01/04/2012
Contract end date	

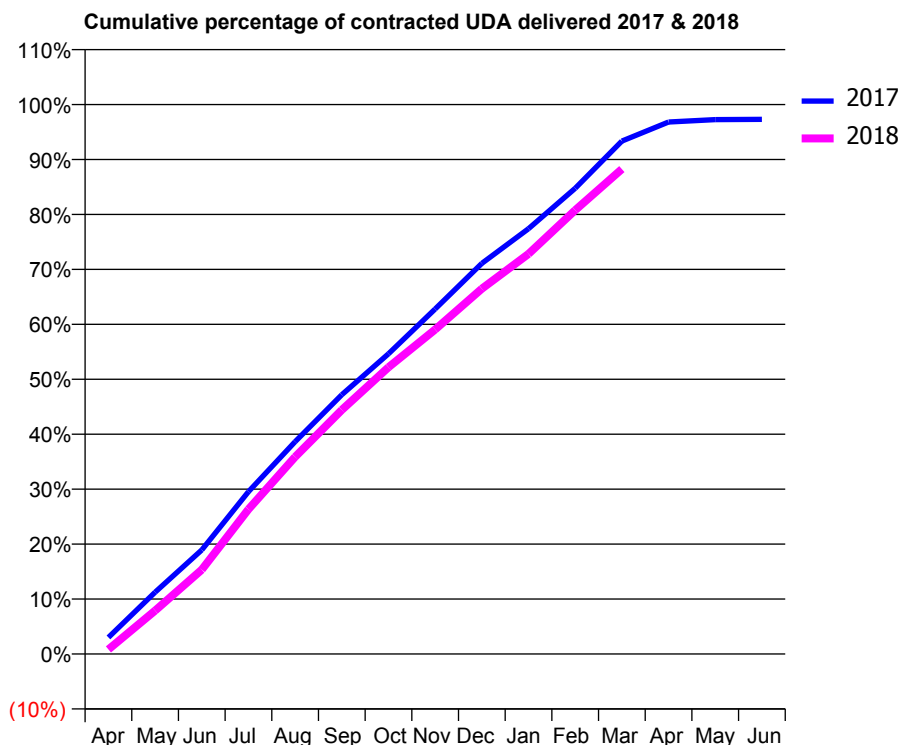
17/18 Contracted general activity (UDA)	36,284
Carry forward general activity (UDA)	982
17/18 Contracted orthodontic activity (UOA)	0
Carry forward orthodontic activity (UOA)	0
Baseline contract value	£989,177.73

ACCESS*

Patients seen in 24 months	Total	Change since previous quarter
Quarter ending March 2017	11,417	
Quarter ending June 2017	11,544	→
Quarter ending September 2017	11,774	→
Quarter ending December 2017	11,781	→
Quarter ending March 2018	11,578	↓
Variance since March 2017	1.4%	→



ACTIVITY



Month	Adjusted Scheduled Activity (UDA)	
	2017	2018
April	1,093	305
May	4,084	2,866
June	6,875	5,567
July	10,716	9,554
August	14,025	13,018
September	17,123	16,114
October	19,825	18,935
November	22,783	21,423
December	25,793	24,121
January	28,084	26,419
February	30,751	29,306
March	33,868	32,017
April	35,131	
May	35,283	
June	35,302	

QUALITY

	Quantity	Base Number	Contract	AT	Region	England
% of FP17s for the same patient ID Re-attending within 3 months - Children	129	2,824	4.6%	10.5%	11.5%	11.9%
% of FP17s for the same patient ID Re-attending within 3 months - Adults	750	7,970	9.4%	16.1%	16.8%	16.0%
% of FP17s for the same patient ID Re-attending between 3 & 9 months - Children	863	2,824	30.6%	43.4%	47.7%	58.3%
% of FP17s for the same patient ID Re-attending between 3 & 9 months - Adults	2,522	7,970	31.6%	35.8%	38.2%	50.3%
% of FP17s for Band 1 Urgent Courses	766	10,358	7.4%	10.9%	10.6%	9.1%
% of FP17s Relating to Free Repair or Replacements	18	10,358	0.2%	0.5%	0.6%	0.8%
% of FP17s Relating to Continuations	59	10,358	0.6%	0.7%	0.8%	1.0%
% of Patients satisfied with the dentistry they have received	3	4	N/A	89.7%	89.3%	91.5%
% of Patients satisfied with the time they had to wait for an appointment	4	4	N/A	82.7%	84.4%	87.9%

* This is based on patients treated on this contract for their most recent course of treatment. Figures in italics indicate the base number of FP17s or Patient Questionnaire responses are less than 100. N/A is shown where the base number of responses is less than 10 during the period. % is calculated as Quantity/Base number*100

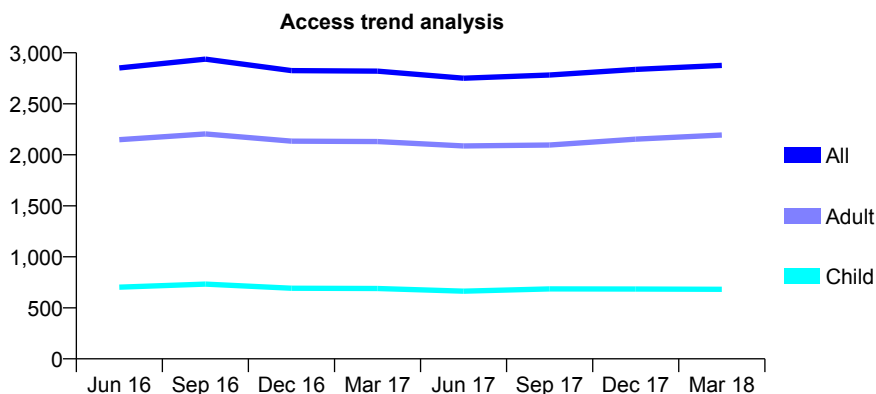
Q61 - Vital Signs At a Glance Contract Report for 178969/0001 - March 2018

Name or company name	Mr D T Patel & Mrs B Patel
Contract type name	GDS Contract
Purpose of contract	General
Contract start date	05/09/2013
Contract end date	

17/18 Contracted general activity (UDA)	10,107
Carry forward general activity (UDA)	-170
17/18 Contracted orthodontic activity (UOA)	0
Carry forward orthodontic activity (UOA)	0
Baseline contract value	£371,037.04

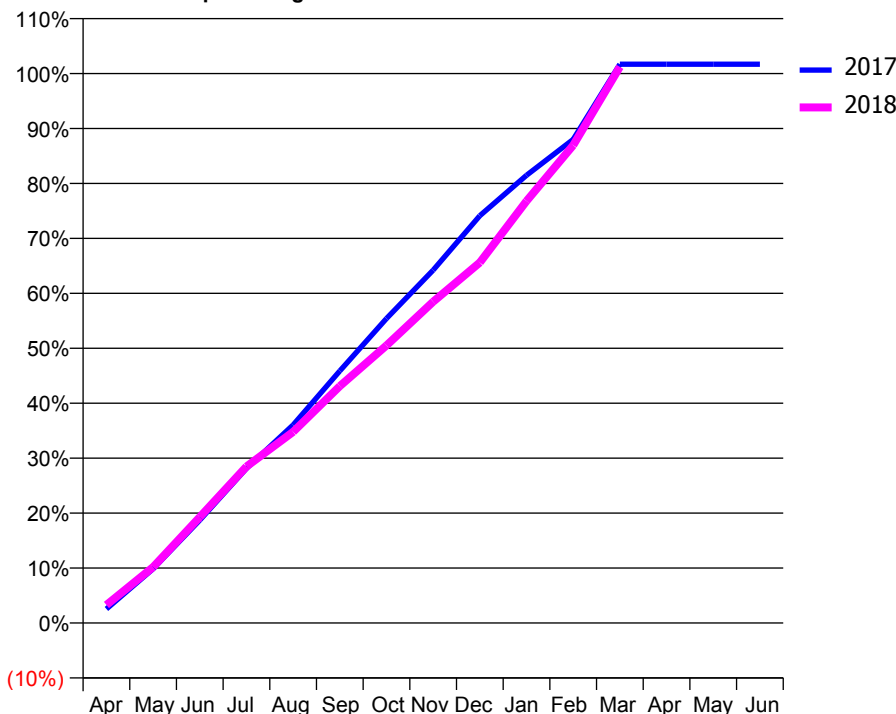
ACCESS*

Patients seen in 24 months	Total	Change since previous quarter
Quarter ending March 2017	2,820	
Quarter ending June 2017	2,751	↓
Quarter ending September 2017	2,782	→
Quarter ending December 2017	2,837	→
Quarter ending March 2018	2,876	→
Variance since March 2017	2.0%	→



ACTIVITY

Cumulative percentage of contracted UDA delivered 2017 & 2018



Month	Adjusted Scheduled Activity (UDA)	
	2017	2018
April	259	333
May	996	1,029
June	1,893	1,949
July	2,844	2,878
August	3,644	3,517
September	4,637	4,358
October	5,600	5,106
November	6,492	5,909
December	7,493	6,630
January	8,235	7,761
February	8,894	8,787
March	10,277	10,229
April	10,278	
May	10,277	
June	10,277	

QUALITY

	Quantity	Base Number	Contract	AT	Region	England
% of FP17s for the same patient ID Re-attending within 3 months - Children	39	583	6.7%	10.5%	11.5%	11.9%
% of FP17s for the same patient ID Re-attending within 3 months - Adults	427	2,012	21.2%	16.1%	16.8%	16.0%
% of FP17s for the same patient ID Re-attending between 3 & 9 months - Children	131	583	22.5%	43.4%	47.7%	58.3%
% of FP17s for the same patient ID Re-attending between 3 & 9 months - Adults	469	2,012	23.3%	35.8%	38.2%	50.3%
% of FP17s for Band 1 Urgent Courses	205	2,595	7.9%	10.9%	10.6%	9.1%
% of FP17s Relating to Free Repair or Replacements	23	2,595	0.9%	0.5%	0.6%	0.8%
% of FP17s Relating to Continuations	0	2,595	0.0%	0.7%	0.8%	1.0%
% of Patients satisfied with the dentistry they have received	1	1	N/A	89.7%	89.3%	91.5%
% of Patients satisfied with the time they had to wait for an appointment	1	1	N/A	82.7%	84.4%	87.9%

* This is based on patients treated on this contract for their most recent course of treatment. Figures in italics indicate the base number of FP17s or Patient Questionnaire responses are less than 100. N/A is shown where the base number of responses is less than 10 during the period. % is calculated as Quantity/Base number*100

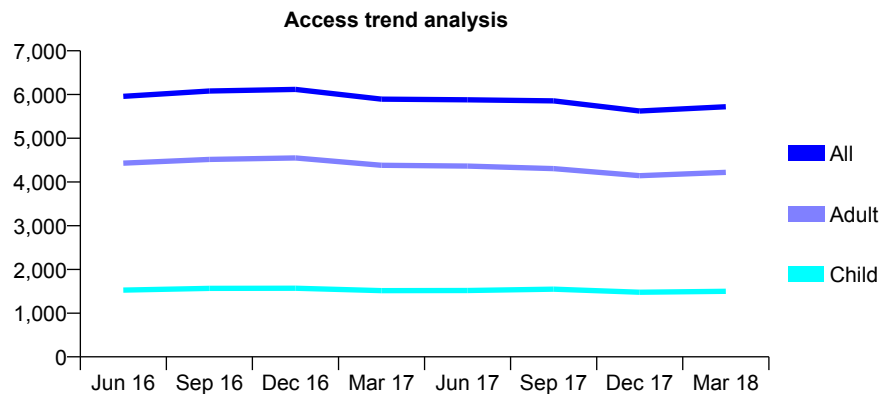
Q61 - Vital Signs At a Glance Contract Report for 179450/0001 - March 2018

Name or company name	Inglehurst Dental Practice Ltd
Contract type name	GDS Contract
Purpose of contract	General
Contract start date	01/06/2011
Contract end date	

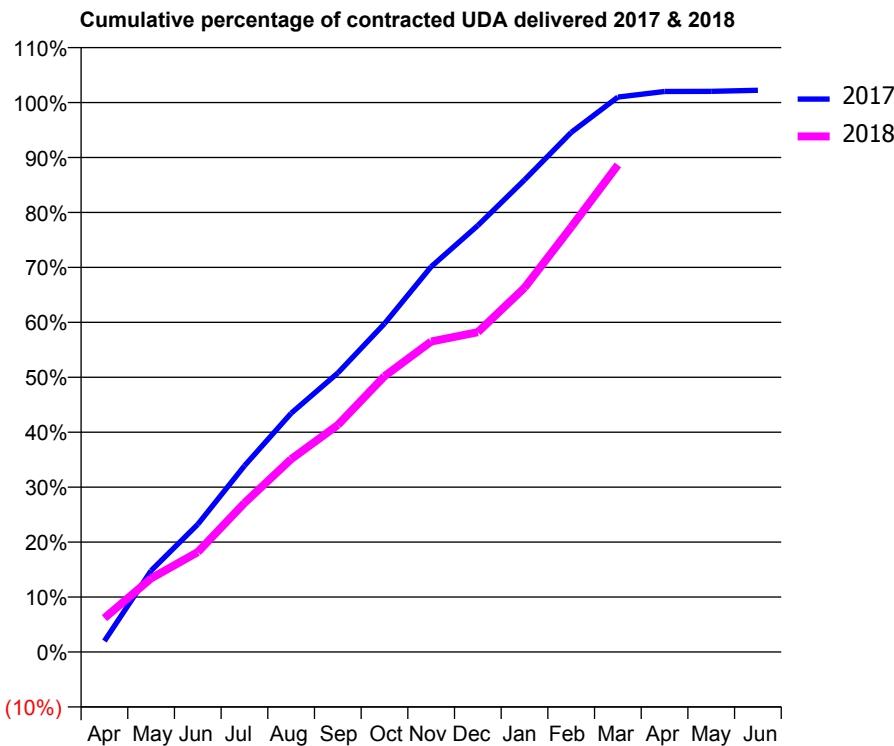
17/18 Contracted general activity (UDA)	16,064
Carry forward general activity (UDA)	-321
17/18 Contracted orthodontic activity (UOA)	0
Carry forward orthodontic activity (UOA)	0
Baseline contract value	£417,476.56

ACCESS*

Patients seen in 24 months	Total	Change since previous quarter
Quarter ending March 2017	5,895	
Quarter ending June 2017	5,880	→
Quarter ending September 2017	5,854	→
Quarter ending December 2017	5,622	↓
Quarter ending March 2018	5,719	→
Variance since March 2017	(3.0%)	↓



ACTIVITY



Month	Adjusted Scheduled Activity (UDA)	
	2017	2018
April	321	991
May	2,380	2,153
June	3,732	2,921
July	5,444	4,358
August	6,980	5,639
September	8,159	6,636
October	9,601	8,065
November	11,265	9,075
December	12,468	9,348
January	13,801	10,648
February	15,191	12,421
March	16,222	14,239
April	16,386	
May	16,391	
June	16,420	

QUALITY

	Quantity	Base Number	Contract	AT	Region	England
% of FP17s for the same patient ID Re-attending within 3 months - Children	113	1,661	6.8%	10.5%	11.5%	11.9%
% of FP17s for the same patient ID Re-attending within 3 months - Adults	649	4,196	15.5%	16.1%	16.8%	16.0%
% of FP17s for the same patient ID Re-attending between 3 & 9 months - Children	573	1,661	34.5%	43.4%	47.7%	58.3%
% of FP17s for the same patient ID Re-attending between 3 & 9 months - Adults	1,271	4,196	30.3%	35.8%	38.2%	50.3%
% of FP17s for Band 1 Urgent Courses	420	5,082	8.3%	10.9%	10.6%	9.1%
% of FP17s Relating to Free Repair or Replacements	29	5,082	0.6%	0.5%	0.6%	0.8%
% of FP17s Relating to Continuations	120	5,082	2.4%	0.7%	0.8%	1.0%
% of Patients satisfied with the dentistry they have received	1	1	N/A	89.7%	89.3%	91.5%
% of Patients satisfied with the time they had to wait for an appointment	1	1	N/A	82.7%	84.4%	87.9%

* This is based on patients treated on this contract for their most recent course of treatment. Figures in italics indicate the base number of FP17s or Patient Questionnaire responses are less than 100. N/A is shown where the base number of responses is less than 10 during the period. % is calculated as Quantity/Base number*100

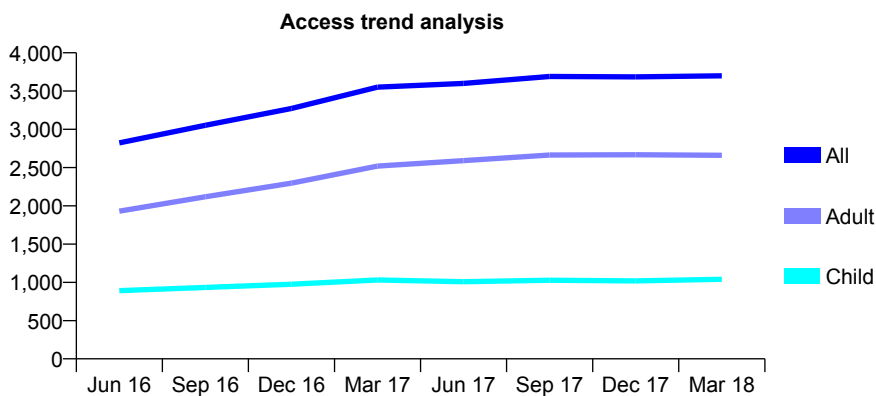
Q61 - Vital Signs At a Glance Contract Report for 179574/0001 - March 2018

Name or company name	Eli Shalom Joffe
Contract type name	GDS Contract
Purpose of contract	General
Contract start date	01/04/2015
Contract end date	

17/18 Contracted general activity (UDA)	9,314
Carry forward general activity (UDA)	-186
17/18 Contracted orthodontic activity (UOA)	0
Carry forward orthodontic activity (UOA)	0
Baseline contract value	£331,843.06

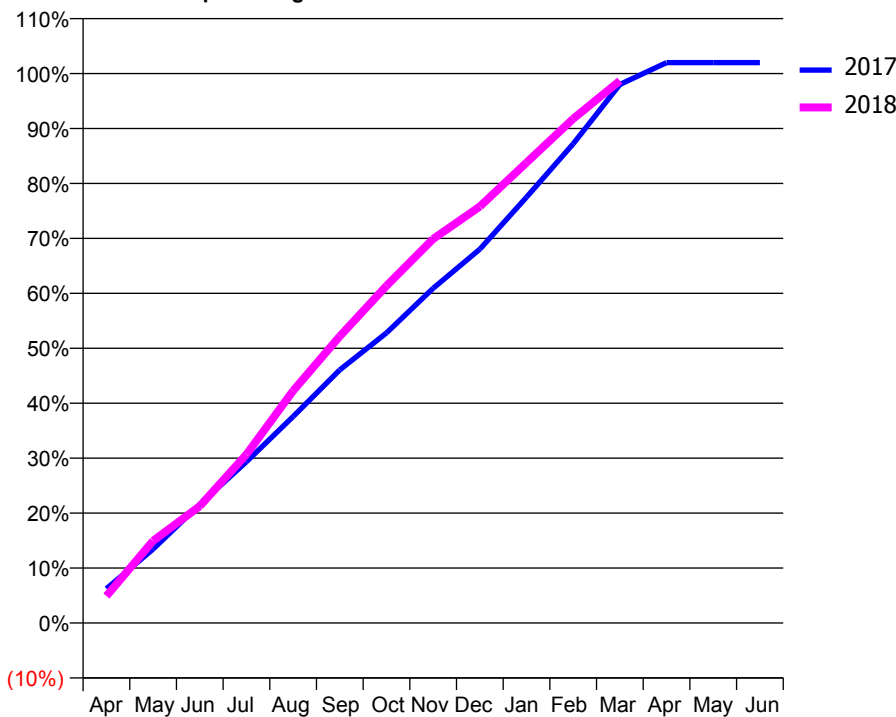
ACCESS*

Patients seen in 24 months	Total	Change since previous quarter
Quarter ending March 2017	3,551	
Quarter ending June 2017	3,600	→
Quarter ending September 2017	3,691	↑
Quarter ending December 2017	3,686	→
Quarter ending March 2018	3,700	→
Variance since March 2017	4.2%	↑



ACTIVITY

Cumulative percentage of contracted UDA delivered 2017 & 2018



Month	Adjusted Scheduled Activity (UDA)	
	2017	2018
April	583	458
May	1,252	1,394
June	2,010	1,981
July	2,734	2,859
August	3,500	3,937
September	4,292	4,861
October	4,917	5,714
November	5,674	6,511
December	6,336	7,060
January	7,217	7,803
February	8,123	8,548
March	9,127	9,191
April	9,499	
May	9,499	
June	9,499	

QUALITY

	Quantity	Base Number	Contract	AT	Region	England
% of FP17s for the same patient ID Re-attending within 3 months - Children	106	1,402	7.6%	10.5%	11.5%	11.9%
% of FP17s for the same patient ID Re-attending within 3 months - Adults	383	2,919	13.1%	16.1%	16.8%	16.0%
% of FP17s for the same patient ID Re-attending between 3 & 9 months - Children	696	1,402	49.6%	43.4%	47.7%	58.3%
% of FP17s for the same patient ID Re-attending between 3 & 9 months - Adults	1,209	2,919	41.4%	35.8%	38.2%	50.3%
% of FP17s for Band 1 Urgent Courses	388	4,154	9.3%	10.9%	10.6%	9.1%
% of FP17s Relating to Free Repair or Replacements	3	4,154	0.1%	0.5%	0.6%	0.8%
% of FP17s Relating to Continuations	42	4,154	1.0%	0.7%	0.8%	1.0%
% of Patients satisfied with the dentistry they have received	1	1	N/A	89.7%	89.3%	91.5%
% of Patients satisfied with the time they had to wait for an appointment	1	1	N/A	82.7%	84.4%	87.9%

* This is based on patients treated on this contract for their most recent course of treatment. Figures in italics indicate the base number of FP17s or Patient Questionnaire responses are less than 100. N/A is shown where the base number of responses is less than 10 during the period. % is calculated as Quantity/Base number*100

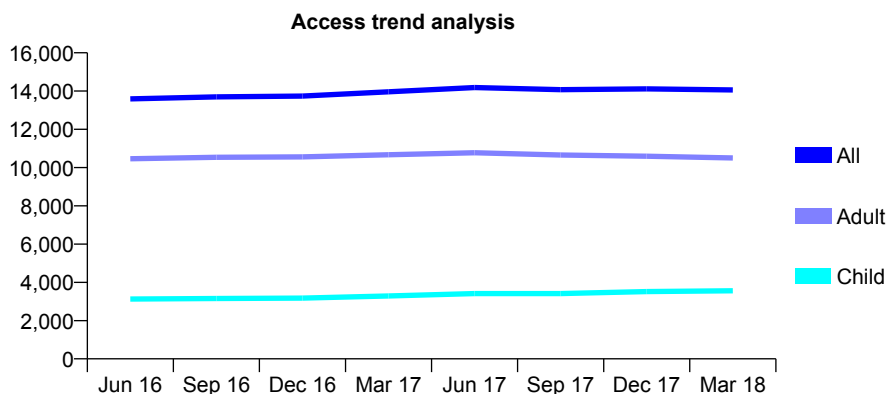
Q61 - Vital Signs At a Glance Contract Report for 181978/0001 - March 2018

Name or company name	M C DENTISTRY LTD
Contract type name	GDS Contract
Purpose of contract	General
Contract start date	01/04/2006
Contract end date	

17/18 Contracted general activity (UDA)	57,747
Carry forward general activity (UDA)	0
17/18 Contracted orthodontic activity (UOA)	0
Carry forward orthodontic activity (UOA)	0
Baseline contract value	£1,673,436.20

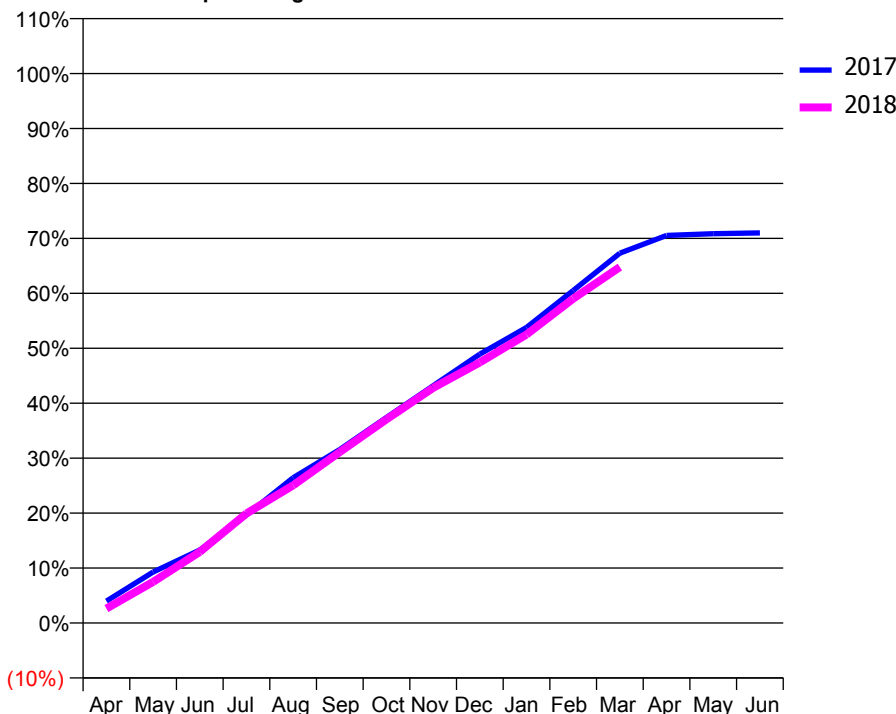
ACCESS*

Patients seen in 24 months	Total	Change since previous quarter
Quarter ending March 2017	13,959	
Quarter ending June 2017	14,185	→
Quarter ending September 2017	14,073	→
Quarter ending December 2017	14,112	→
Quarter ending March 2018	14,061	→
Variance since March 2017	0.7%	→



ACTIVITY

Cumulative percentage of contracted UDA delivered 2017 & 2018



Month	Adjusted Scheduled Activity (UDA)	
	2017	2018
April	2,301	1,526
May	5,355	4,325
June	7,678	7,476
July	11,357	11,508
August	15,267	14,469
September	18,235	17,977
October	21,601	21,403
November	24,943	24,716
December	28,251	27,385
January	31,064	30,313
February	34,942	34,091
March	38,873	37,403
April	40,728	
May	40,916	
June	40,997	

QUALITY

	Quantity	Base Number	Contract	AT	Region	England
% of FP17s for the same patient ID Re-attending within 3 months - Children	315	4,123	7.6%	10.5%	11.5%	11.9%
% of FP17s for the same patient ID Re-attending within 3 months - Adults	1,269	11,243	11.3%	16.1%	16.8%	16.0%
% of FP17s for the same patient ID Re-attending between 3 & 9 months - Children	1,562	4,123	37.9%	43.4%	47.7%	58.3%
% of FP17s for the same patient ID Re-attending between 3 & 9 months - Adults	4,271	11,243	38.0%	35.8%	38.2%	50.3%
% of FP17s for Band 1 Urgent Courses	1,118	14,530	7.7%	10.9%	10.6%	9.1%
% of FP17s Relating to Free Repair or Replacements	92	14,530	0.6%	0.5%	0.6%	0.8%
% of FP17s Relating to Continuations	204	14,530	1.4%	0.7%	0.8%	1.0%
% of Patients satisfied with the dentistry they have received	10	12	83.3%	89.7%	89.3%	91.5%
% of Patients satisfied with the time they had to wait for an appointment	12	12	100.0%	82.7%	84.4%	87.9%

* This is based on patients treated on this contract for their most recent course of treatment. Figures in italics indicate the base number of FP17s or Patient Questionnaire responses are less than 100. N/A is shown where the base number of responses is less than 10 during the period. % is calculated as Quantity/Base number*100

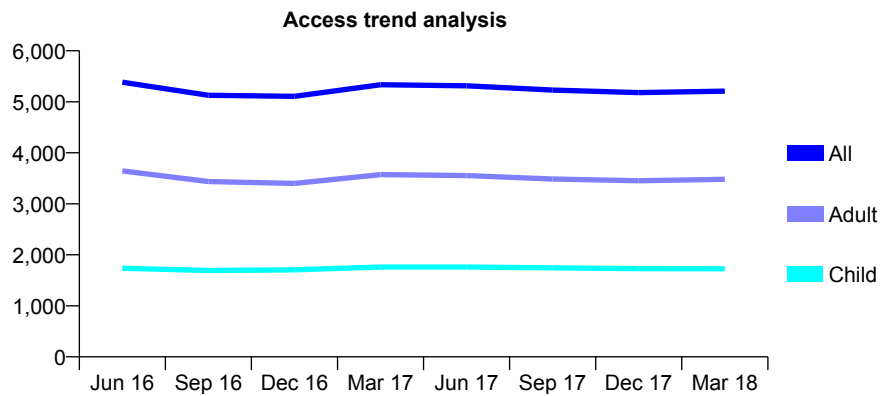
Q61 - Vital Signs At a Glance Contract Report for 182095/0001 - March 2018

Name or company name	WGDC LTD
Contract type name	GDS Contract
Purpose of contract	General
Contract start date	01/07/2011
Contract end date	

17/18 Contracted general activity (UDA)	12,739
Carry forward general activity (UDA)	152
17/18 Contracted orthodontic activity (UOA)	0
Carry forward orthodontic activity (UOA)	0
Baseline contract value	£354,274.82

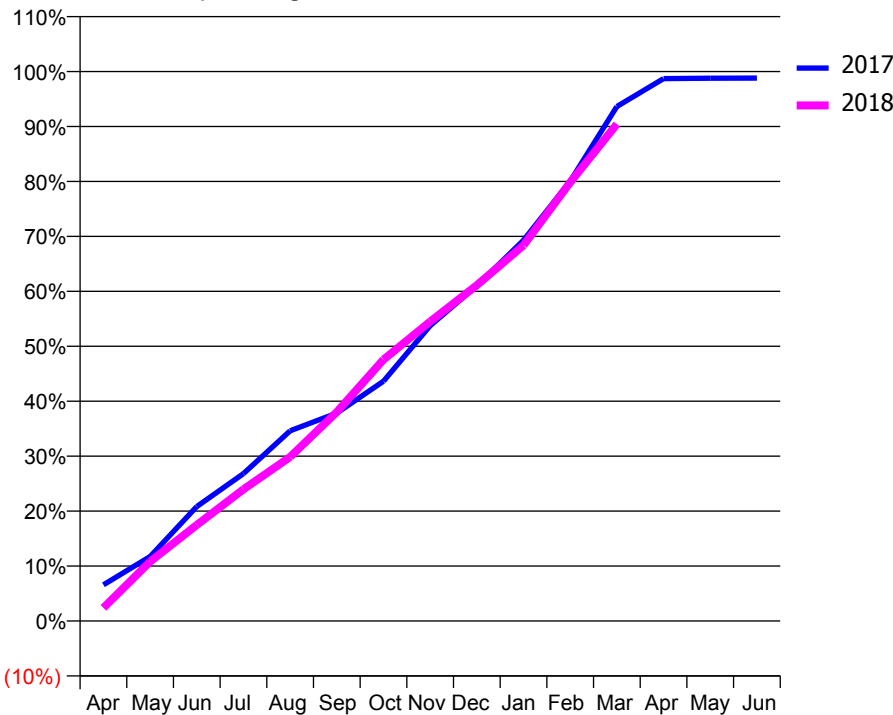
ACCESS*

Patients seen in 24 months	Total	Change since previous quarter
Quarter ending March 2017	5,335	
Quarter ending June 2017	5,315	→
Quarter ending September 2017	5,230	↓
Quarter ending December 2017	5,181	→
Quarter ending March 2018	5,209	→
Variance since March 2017	(2.4%)	↓



ACTIVITY

Cumulative percentage of contracted UDA delivered 2017 & 2018



Month	Adjusted Scheduled Activity (UDA)	
	2017	2018
April	841	303
May	1,496	1,376
June	2,654	2,228
July	3,417	3,052
August	4,411	3,805
September	4,822	4,845
October	5,561	6,061
November	6,845	6,943
December	7,774	7,787
January	8,827	8,709
February	10,196	10,170
March	11,929	11,520
April	12,574	
May	12,584	
June	12,587	

QUALITY

	Quantity	Base Number	Contract	AT	Region	England
% of FP17s for the same patient ID Re-attending within 3 months - Children	178	1,989	8.9%	10.5%	11.5%	11.9%
% of FP17s for the same patient ID Re-attending within 3 months - Adults	558	3,772	14.8%	16.1%	16.8%	16.0%
% of FP17s for the same patient ID Re-attending between 3 & 9 months - Children	760	1,989	38.2%	43.4%	47.7%	58.3%
% of FP17s for the same patient ID Re-attending between 3 & 9 months - Adults	1,309	3,772	34.7%	35.8%	38.2%	50.3%
% of FP17s for Band 1 Urgent Courses	490	5,090	9.6%	10.9%	10.6%	9.1%
% of FP17s Relating to Free Repair or Replacements	52	5,090	1.0%	0.5%	0.6%	0.8%
% of FP17s Relating to Continuations	38	5,090	0.7%	0.7%	0.8%	1.0%
% of Patients satisfied with the dentistry they have received	4	4	N/A	89.7%	89.3%	91.5%
% of Patients satisfied with the time they had to wait for an appointment	4	4	N/A	82.7%	84.4%	87.9%

* This is based on patients treated on this contract for their most recent course of treatment. Figures in italics indicate the base number of FP17s or Patient Questionnaire responses are less than 100. N/A is shown where the base number of responses is less than 10 during the period. % is calculated as Quantity/Base number*100

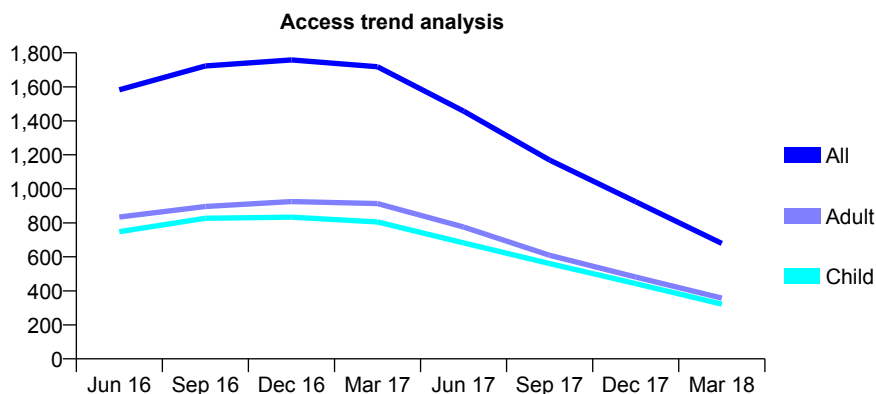
Q61 - Vital Signs At a Glance Contract Report for 182303/0001 - March 2018

Name or company name	NHS Waltham Forest
Contract type name	PDS Contract
Purpose of contract	General
Contract start date	01/07/2012
Contract end date	30/06/2022

17/18 Contracted general activity (UDA)	4,000
Carry forward general activity (UDA)	0
17/18 Contracted orthodontic activity (UOA)	0
Carry forward orthodontic activity (UOA)	0
Baseline contract value	£0.00

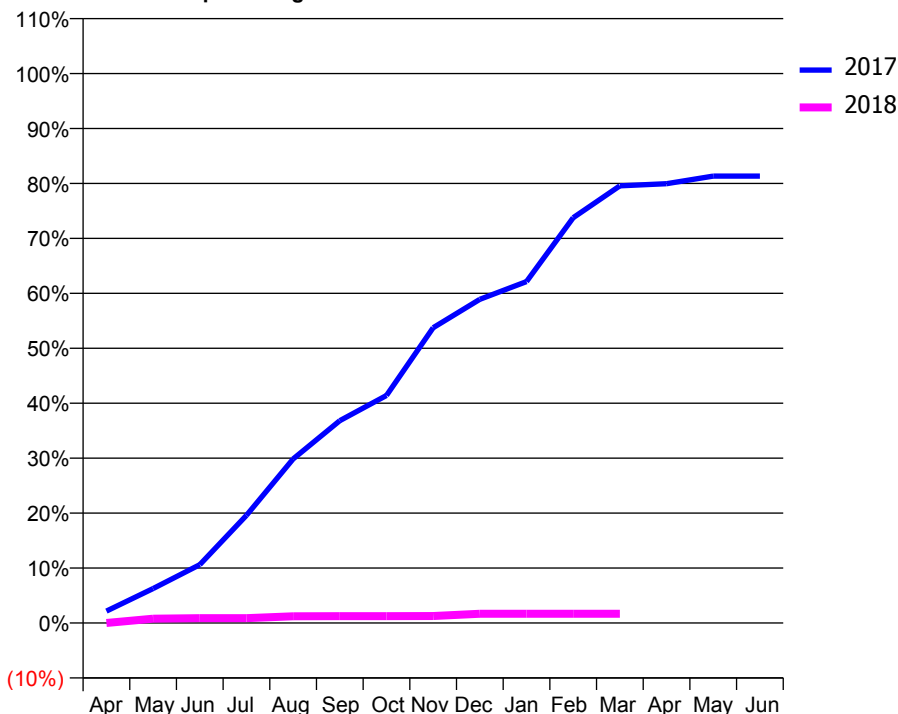
ACCESS*

Patients seen in 24 months	Total	Change since previous quarter
Quarter ending March 2017	1,718	
Quarter ending June 2017	1,457	↓
Quarter ending September 2017	1,169	↓
Quarter ending December 2017	924	↓
Quarter ending March 2018	679	↓
Variance since March 2017	(60.5%)	↓



ACTIVITY

Cumulative percentage of contracted UDA delivered 2017 & 2018



Adjusted Scheduled Activity (UDA)

Month	2017	2018
April	87	0
May	251	32
June	424	35
July	783	35
August	1,195	49
September	1,473	50
October	1,656	50
November	2,149	51
December	2,356	67
January	2,485	67
February	2,950	67
March	3,182	67
April	3,198	
May	3,254	
June	3,254	

QUALITY

	Quantity	Base Number	Contract	AT	Region	England
% of FP17s for the same patient ID Re-attending within 3 months - Children	1	36	2.8%	10.5%	11.5%	11.9%
% of FP17s for the same patient ID Re-attending within 3 months - Adults	3	30	10.0%	16.1%	16.8%	16.0%
% of FP17s for the same patient ID Re-attending between 3 & 9 months - Children	5	36	13.9%	43.4%	47.7%	58.3%
% of FP17s for the same patient ID Re-attending between 3 & 9 months - Adults	6	30	20.0%	35.8%	38.2%	50.3%
% of FP17s for Band 1 Urgent Courses	0	29	0.0%	10.9%	10.6%	9.1%
% of FP17s Relating to Free Repair or Replacements	0	29	0.0%	0.5%	0.6%	0.8%
% of FP17s Relating to Continuations	1	29	3.4%	0.7%	0.8%	1.0%
% of Patients satisfied with the dentistry they have received	0	0	N/A	89.7%	89.3%	91.5%
% of Patients satisfied with the time they had to wait for an appointment	0	0	N/A	82.7%	84.4%	87.9%

* This is based on patients treated on this contract for their most recent course of treatment. Figures in italics indicate the base number of FP17s or Patient Questionnaire responses are less than 100. N/A is shown where the base number of responses is less than 10 during the period. % is calculated as Quantity/Base number*100

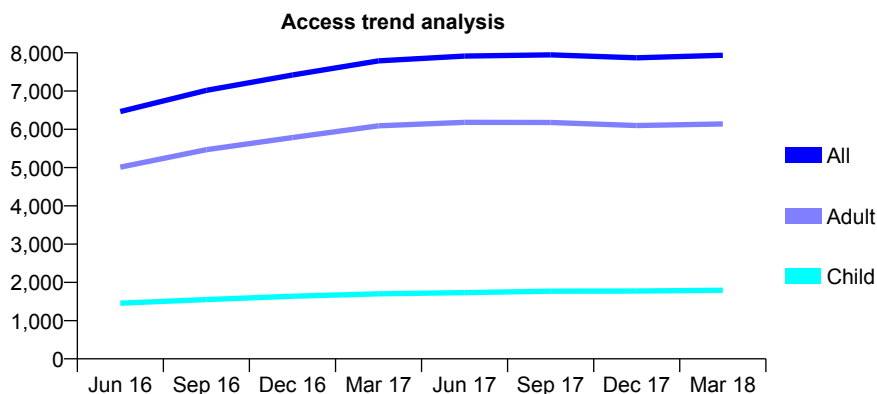
Q61 - Vital Signs At a Glance Contract Report for 182346/0001 - March 2018

Name or company name	Trinity Dental Surgery Ltd
Contract type name	GDS Contract
Purpose of contract	General
Contract start date	01/04/2015
Contract end date	

17/18 Contracted general activity (UDA)	19,476
Carry forward general activity (UDA)	7
17/18 Contracted orthodontic activity (UOA)	0
Carry forward orthodontic activity (UOA)	0
Baseline contract value	£527,937.35

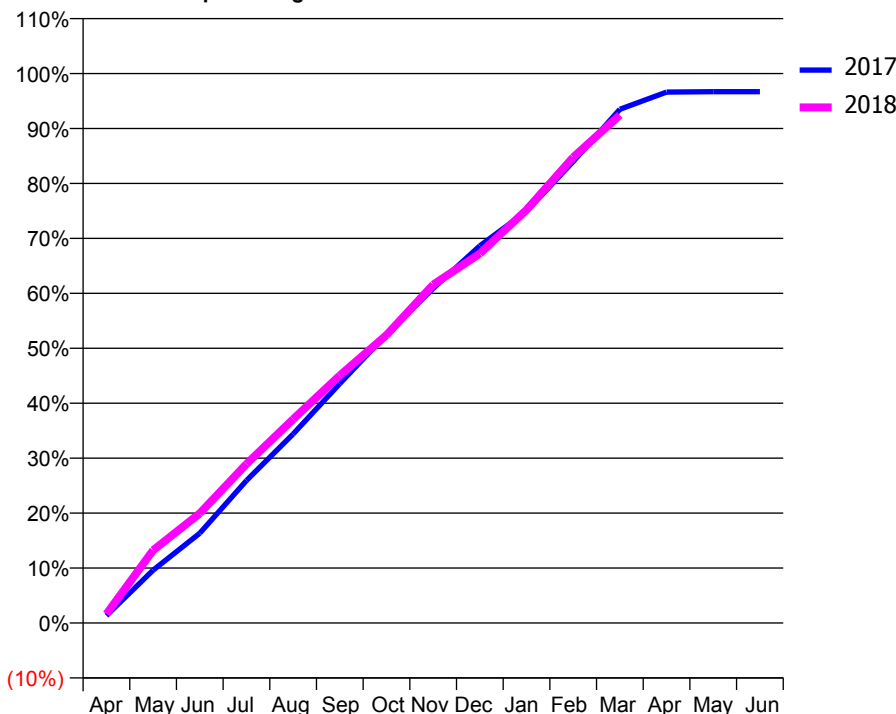
ACCESS*

Patients seen in 24 months	Total	Change since previous quarter
Quarter ending March 2017	7,790	
Quarter ending June 2017	7,915	→
Quarter ending September 2017	7,947	→
Quarter ending December 2017	7,871	→
Quarter ending March 2018	7,937	→
Variance since March 2017	1.9%	→



ACTIVITY

Cumulative percentage of contracted UDA delivered 2017 & 2018



Month	Adjusted Scheduled Activity (UDA)	
	2017	2018
April	263	320
May	1,876	2,577
June	3,183	3,890
July	5,052	5,634
August	6,700	7,226
September	8,488	8,776
October	10,225	10,208
November	11,860	11,995
December	13,370	13,092
January	14,594	14,644
February	16,356	16,505
March	18,207	18,004
April	18,816	
May	18,832	
June	18,832	

QUALITY

	Quantity	Base Number	Contract	AT	Region	England
% of FP17s for the same patient ID Re-attending within 3 months - Children	137	2,272	6.0%	10.5%	11.5%	11.9%
% of FP17s for the same patient ID Re-attending within 3 months - Adults	1,173	7,328	16.0%	16.1%	16.8%	16.0%
% of FP17s for the same patient ID Re-attending between 3 & 9 months - Children	983	2,272	43.3%	43.4%	47.7%	58.3%
% of FP17s for the same patient ID Re-attending between 3 & 9 months - Adults	2,849	7,328	38.9%	35.8%	38.2%	50.3%
% of FP17s for Band 1 Urgent Courses	765	9,317	8.2%	10.9%	10.6%	9.1%
% of FP17s Relating to Free Repair or Replacements	91	9,317	1.0%	0.5%	0.6%	0.8%
% of FP17s Relating to Continuations	265	9,317	2.8%	0.7%	0.8%	1.0%
% of Patients satisfied with the dentistry they have received	2	3	N/A	89.7%	89.3%	91.5%
% of Patients satisfied with the time they had to wait for an appointment	2	3	N/A	82.7%	84.4%	87.9%

* This is based on patients treated on this contract for their most recent course of treatment. Figures in italics indicate the base number of FP17s or Patient Questionnaire responses are less than 100. N/A is shown where the base number of responses is less than 10 during the period. % is calculated as Quantity/Base number*100

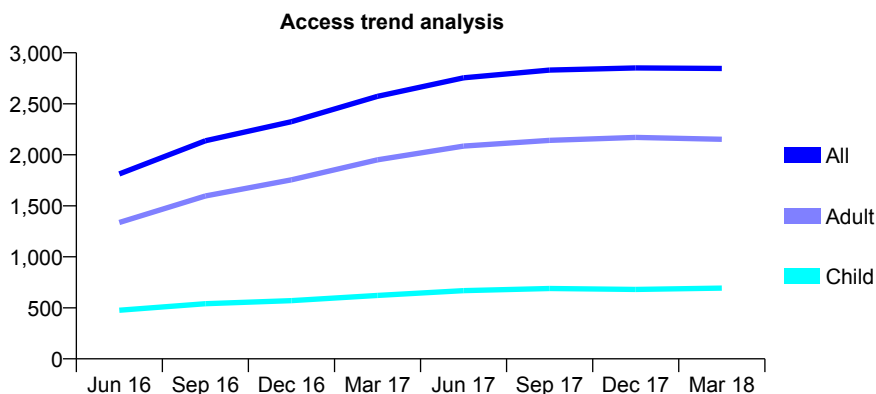
Q61 - Vital Signs At a Glance Contract Report for 183466/0001 - March 2018

Name or company name	Dharmesh Patel
Contract type name	GDS Contract
Purpose of contract	General
Contract start date	01/08/2015
Contract end date	

17/18 Contracted general activity (UDA)	8,498
Carry forward general activity (UDA)	109
17/18 Contracted orthodontic activity (UOA)	0
Carry forward orthodontic activity (UOA)	0
Baseline contract value	£252,137.09

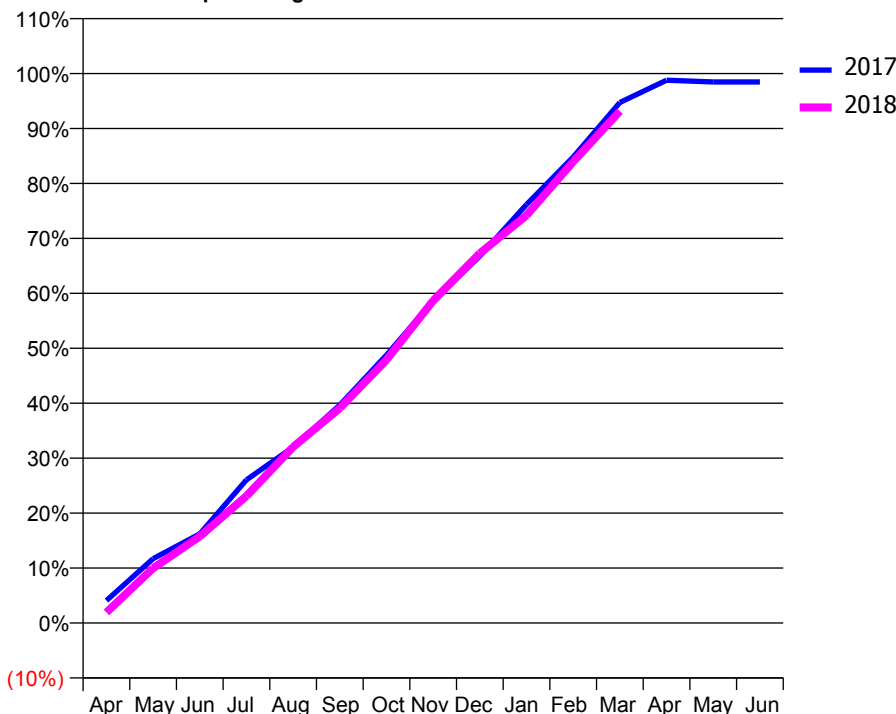
ACCESS*

Patients seen in 24 months	Total	Change since previous quarter
Quarter ending March 2017	2,573	
Quarter ending June 2017	2,755	↑
Quarter ending September 2017	2,831	↑
Quarter ending December 2017	2,851	→
Quarter ending March 2018	2,846	→
Variance since March 2017	10.6%	↑



ACTIVITY

Cumulative percentage of contracted UDA delivered 2017 & 2018



Month	Adjusted Scheduled Activity (UDA)	
	2017	2018
April	347	163
May	995	848
June	1,378	1,340
July	2,214	1,964
August	2,720	2,722
September	3,371	3,322
October	4,144	4,069
November	4,983	4,986
December	5,674	5,718
January	6,472	6,305
February	7,207	7,134
March	8,050	7,915
April	8,393	
May	8,367	
June	8,367	

QUALITY

	Quantity	Base Number	Contract	AT	Region	England
% of FP17s for the same patient ID Re-attending within 3 months - Children	79	841	9.4%	10.5%	11.5%	11.9%
% of FP17s for the same patient ID Re-attending within 3 months - Adults	401	2,278	17.6%	16.1%	16.8%	16.0%
% of FP17s for the same patient ID Re-attending between 3 & 9 months - Children	366	841	43.5%	43.4%	47.7%	58.3%
% of FP17s for the same patient ID Re-attending between 3 & 9 months - Adults	673	2,278	29.5%	35.8%	38.2%	50.3%
% of FP17s for Band 1 Urgent Courses	319	3,033	10.5%	10.9%	10.6%	9.1%
% of FP17s Relating to Free Repair or Replacements	31	3,033	1.0%	0.5%	0.6%	0.8%
% of FP17s Relating to Continuations	12	3,033	0.4%	0.7%	0.8%	1.0%
% of Patients satisfied with the dentistry they have received	1	1	N/A	89.7%	89.3%	91.5%
% of Patients satisfied with the time they had to wait for an appointment	1	1	N/A	82.7%	84.4%	87.9%

* This is based on patients treated on this contract for their most recent course of treatment. Figures in italics indicate the base number of FP17s or Patient Questionnaire responses are less than 100. N/A is shown where the base number of responses is less than 10 during the period. % is calculated as Quantity/Base number*100

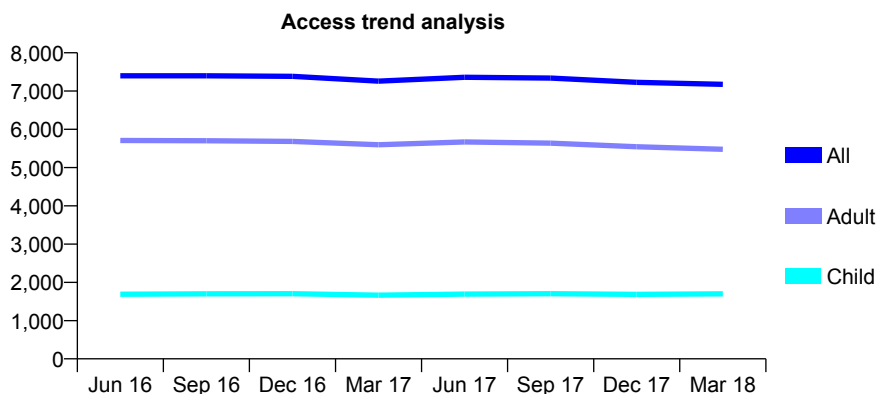
Q61 - Vital Signs At a Glance Contract Report for 185817/0001 - March 2018

Name or company name	DIPS Dental Surgery
Contract type name	GDS Contract
Purpose of contract	General
Contract start date	01/06/2006
Contract end date	

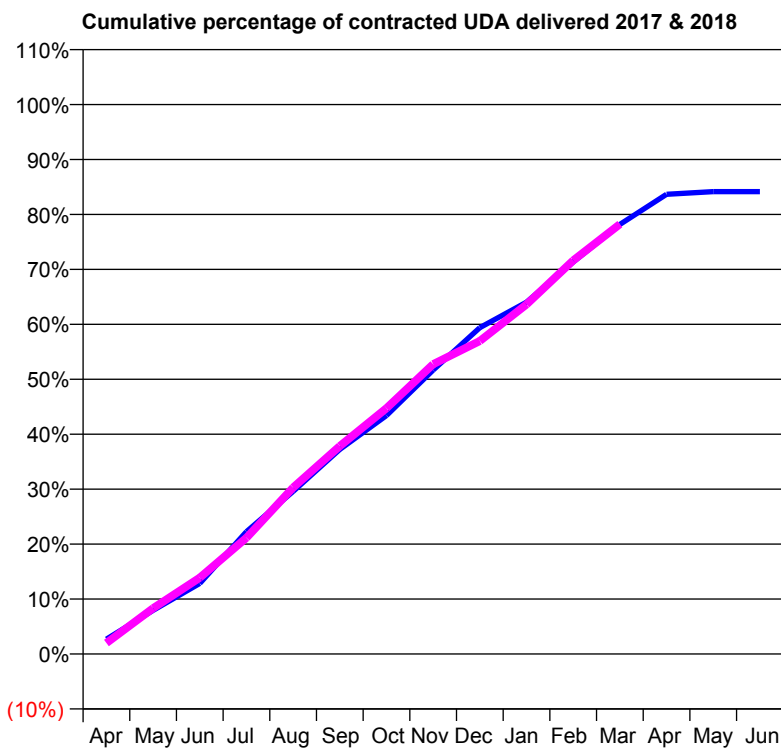
17/18 Contracted general activity (UDA)	24,000
Carry forward general activity (UDA)	0
17/18 Contracted orthodontic activity (UOA)	0
Carry forward orthodontic activity (UOA)	0
Baseline contract value	£672,622.92

ACCESS*

Patients seen in 24 months	Total	Change since previous quarter
Quarter ending March 2017	7,261	
Quarter ending June 2017	7,360	→
Quarter ending September 2017	7,341	→
Quarter ending December 2017	7,228	↓
Quarter ending March 2018	7,177	→
Variance since March 2017	(1.2%)	↓



ACTIVITY



Month	Adjusted Scheduled Activity (UDA)	
	2017	2018
April	647	479
May	1,910	1,999
June	3,082	3,333
July	5,346	5,076
August	7,101	7,271
September	8,934	9,083
October	10,417	10,738
November	12,400	12,659
December	14,253	13,672
January	15,366	15,268
February	17,121	17,189
March	18,761	18,773
April	20,076	
May	20,193	
June	20,194	

QUALITY

	Quantity	Base Number	Contract	AT	Region	England
% of FP17s for the same patient ID Re-attending within 3 months - Children	138	2,037	6.8%	10.5%	11.5%	11.9%
% of FP17s for the same patient ID Re-attending within 3 months - Adults	646	5,659	11.4%	16.1%	16.8%	16.0%
% of FP17s for the same patient ID Re-attending between 3 & 9 months - Children	825	2,037	40.5%	43.4%	47.7%	58.3%
% of FP17s for the same patient ID Re-attending between 3 & 9 months - Adults	1,905	5,659	33.7%	35.8%	38.2%	50.3%
% of FP17s for Band 1 Urgent Courses	508	6,804	7.5%	10.9%	10.6%	9.1%
% of FP17s Relating to Free Repair or Replacements	135	6,804	2.0%	0.5%	0.6%	0.8%
% of FP17s Relating to Continuations	21	6,804	0.3%	0.7%	0.8%	1.0%
% of Patients satisfied with the dentistry they have received	4	4	N/A	89.7%	89.3%	91.5%
% of Patients satisfied with the time they had to wait for an appointment	4	4	N/A	82.7%	84.4%	87.9%

* This is based on patients treated on this contract for their most recent course of treatment. Figures in italics indicate the base number of FP17s or Patient Questionnaire responses are less than 100. N/A is shown where the base number of responses is less than 10 during the period. % is calculated as Quantity/Base number*100

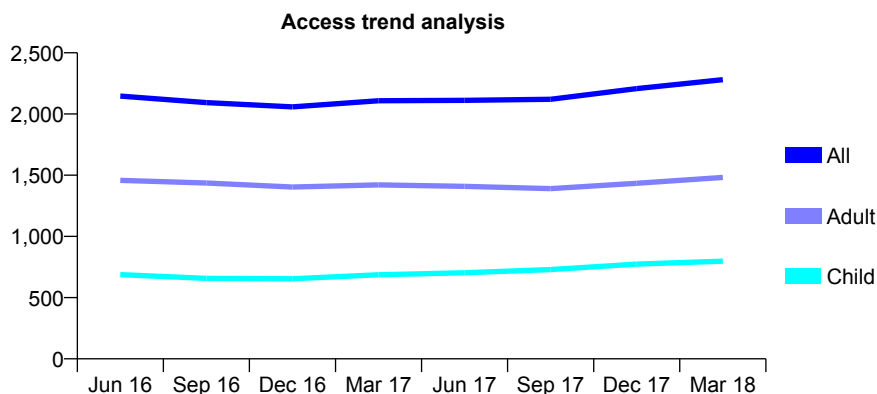
Q61 - Vital Signs At a Glance Contract Report for 187062/0001 - March 2018

Name or company name	I E Barmania and A Vawda
Contract type name	GDS Contract
Purpose of contract	General
Contract start date	26/01/2009
Contract end date	

17/18 Contracted general activity (UDA)	7,047
Carry forward general activity (UDA)	-12
17/18 Contracted orthodontic activity (UOA)	0
Carry forward orthodontic activity (UOA)	0
Baseline contract value	£185,966.02

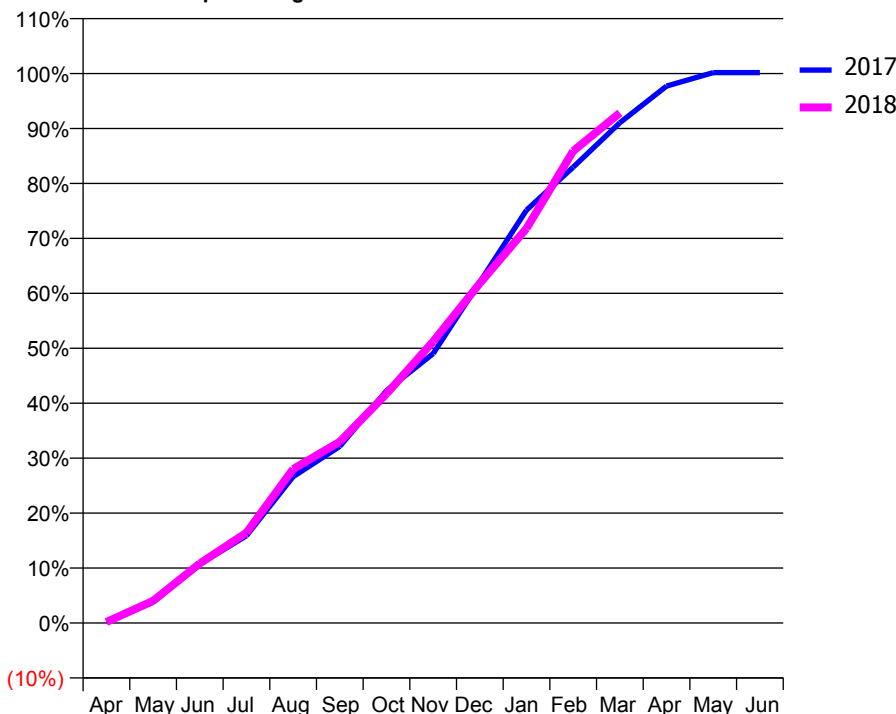
ACCESS*

Patients seen in 24 months	Total	Change since previous quarter
Quarter ending March 2017	2,108	
Quarter ending June 2017	2,112	→
Quarter ending September 2017	2,120	→
Quarter ending December 2017	2,208	↑
Quarter ending March 2018	2,280	↑
Variance since March 2017	8.2%	↑



ACTIVITY

Cumulative percentage of contracted UDA delivered 2017 & 2018



Month	Adjusted Scheduled Activity (UDA)	
	2017	2018
April	13	12
May	268	285
June	755	764
July	1,118	1,158
August	1,877	1,975
September	2,266	2,325
October	2,979	2,939
November	3,456	3,611
December	4,373	4,356
January	5,296	5,060
February	5,846	6,053
March	6,415	6,542
April	6,886	
May	7,058	
June	7,059	

QUALITY

	Quantity	Base Number	Contract	AT	Region	England
% of FP17s for the same patient ID Re-attending within 3 months - Children	30	1,003	3.0%	10.5%	11.5%	11.9%
% of FP17s for the same patient ID Re-attending within 3 months - Adults	123	1,705	7.2%	16.1%	16.8%	16.0%
% of FP17s for the same patient ID Re-attending between 3 & 9 months - Children	511	1,003	50.9%	43.4%	47.7%	58.3%
% of FP17s for the same patient ID Re-attending between 3 & 9 months - Adults	832	1,705	48.8%	35.8%	38.2%	50.3%
% of FP17s for Band 1 Urgent Courses	182	2,538	7.2%	10.9%	10.6%	9.1%
% of FP17s Relating to Free Repair or Replacements	0	2,538	0.0%	0.5%	0.6%	0.8%
% of FP17s Relating to Continuations	11	2,538	0.4%	0.7%	0.8%	1.0%
% of Patients satisfied with the dentistry they have received	2	2	N/A	89.7%	89.3%	91.5%
% of Patients satisfied with the time they had to wait for an appointment	1	2	N/A	82.7%	84.4%	87.9%

* This is based on patients treated on this contract for their most recent course of treatment. Figures in italics indicate the base number of FP17s or Patient Questionnaire responses are less than 100. N/A is shown where the base number of responses is less than 10 during the period. % is calculated as Quantity/Base number*100

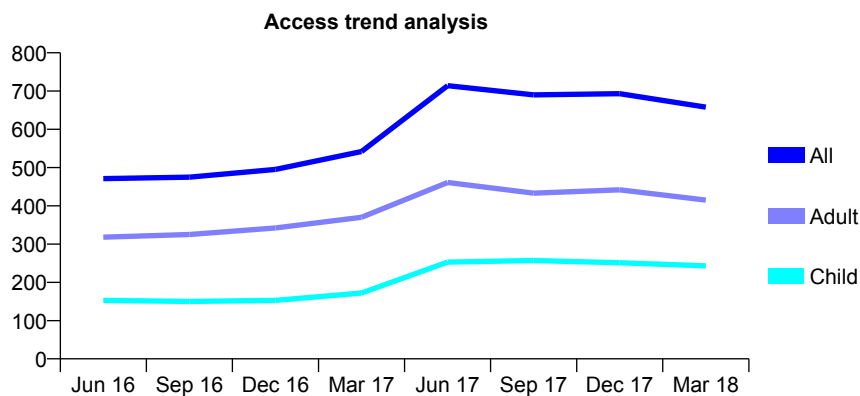
Q61 - Vital Signs At a Glance Contract Report for 188697/0001 - March 2018

Name or company name	F Mian Dental Surgery
Contract type name	GDS Contract
Purpose of contract	General
Contract start date	01/03/2015
Contract end date	

17/18 Contracted general activity (UDA)	2,177
Carry forward general activity (UDA)	-44
17/18 Contracted orthodontic activity (UOA)	0
Carry forward orthodontic activity (UOA)	0
Baseline contract value	£62,349.32

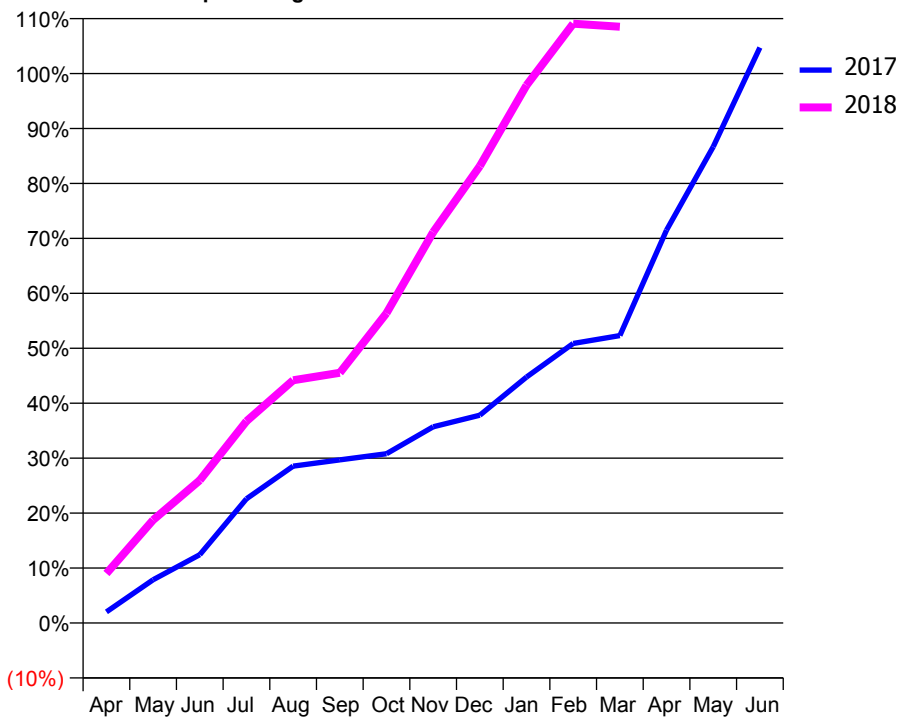
ACCESS*

Patients seen in 24 months	Total	Change since previous quarter
Quarter ending March 2017	542	
Quarter ending June 2017	714	↑
Quarter ending September 2017	690	↓
Quarter ending December 2017	693	→
Quarter ending March 2018	658	↓
Variance since March 2017	21.4%	↑



ACTIVITY

Cumulative percentage of contracted UDA delivered 2017 & 2018



Month	Adjusted Scheduled Activity (UDA)	
	2017	2018
April	44	196
May	171	408
June	271	566
July	492	800
August	621	962
September	647	992
October	671	1,228
November	778	1,549
December	824	1,810
January	975	2,130
February	1,108	2,374
March	1,139	2,362
April	1,557	
May	1,887	
June	2,280	

QUALITY

	Quantity	Base Number	Contract	AT	Region	England
% of FP17s for the same patient ID Re-attending within 3 months - Children	14	299	4.7%	10.5%	11.5%	11.9%
% of FP17s for the same patient ID Re-attending within 3 months - Adults	6	414	1.4%	16.1%	16.8%	16.0%
% of FP17s for the same patient ID Re-attending between 3 & 9 months - Children	55	299	18.4%	43.4%	47.7%	58.3%
% of FP17s for the same patient ID Re-attending between 3 & 9 months - Adults	77	414	18.6%	35.8%	38.2%	50.3%
% of FP17s for Band 1 Urgent Courses	7	436	1.6%	10.9%	10.6%	9.1%
% of FP17s Relating to Free Repair or Replacements	0	436	0.0%	0.5%	0.6%	0.8%
% of FP17s Relating to Continuations	0	436	0.0%	0.7%	0.8%	1.0%
% of Patients satisfied with the dentistry they have received	0	0	N/A	89.7%	89.3%	91.5%
% of Patients satisfied with the time they had to wait for an appointment	0	0	N/A	82.7%	84.4%	87.9%

* This is based on patients treated on this contract for their most recent course of treatment. Figures in italics indicate the base number of FP17s or Patient Questionnaire responses are less than 100. N/A is shown where the base number of responses is less than 10 during the period. % is calculated as Quantity/Base number*100

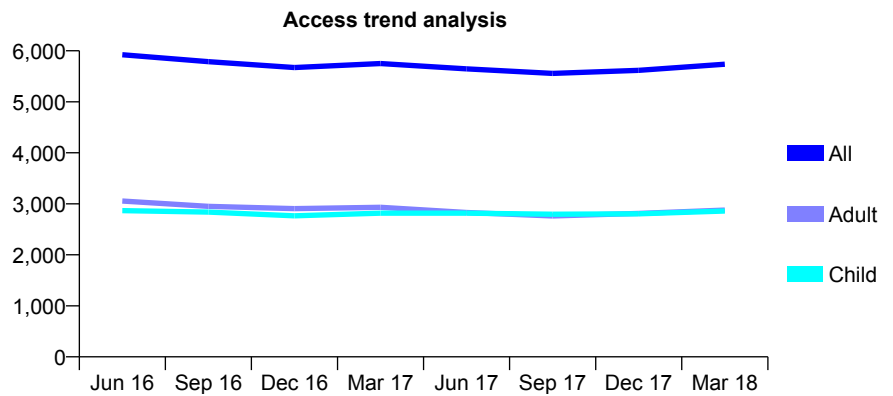
Q61 - Vital Signs At a Glance Contract Report for 188883/0001 - March 2018

Name or company name	The Angel Dental Practice Ltd
Contract type name	GDS Contract
Purpose of contract	General
Contract start date	01/04/2012
Contract end date	

17/18 Contracted general activity (UDA)	18,415
Carry forward general activity (UDA)	-7
17/18 Contracted orthodontic activity (UOA)	0
Carry forward orthodontic activity (UOA)	0
Baseline contract value	£528,238.71

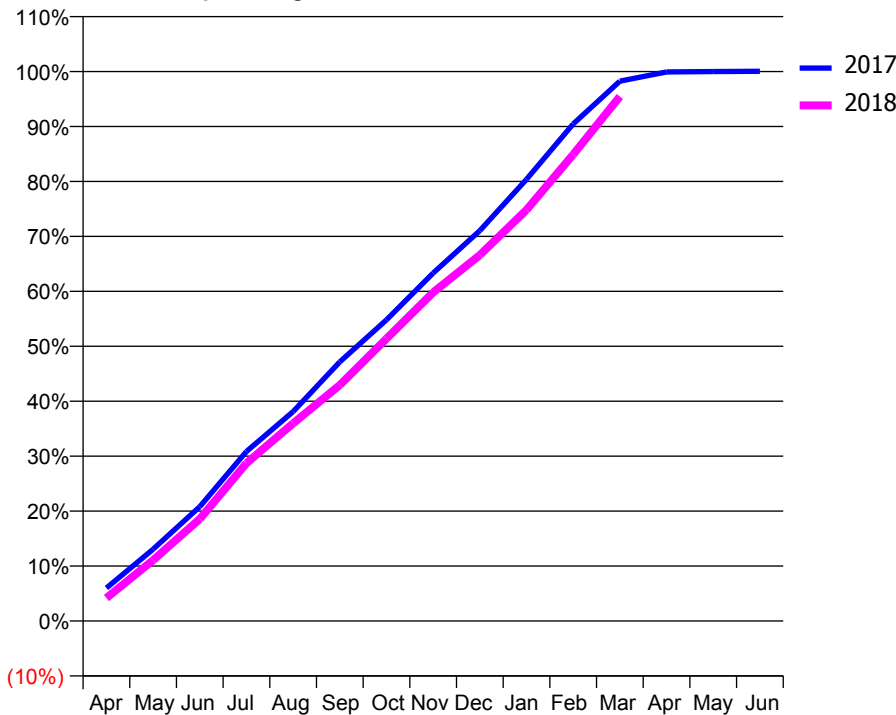
ACCESS*

Patients seen in 24 months	Total	Change since previous quarter
Quarter ending March 2017	5,750	
Quarter ending June 2017	5,647	↓
Quarter ending September 2017	5,557	↓
Quarter ending December 2017	5,617	→
Quarter ending March 2018	5,738	↑
Variance since March 2017	(0.2%)	→



ACTIVITY

Cumulative percentage of contracted UDA delivered 2017 & 2018



Month	Adjusted Scheduled Activity (UDA)	
	2017	2018
April	1,107	770
May	2,409	2,040
June	3,830	3,422
July	5,684	5,288
August	7,018	6,626
September	8,683	7,909
October	10,093	9,462
November	11,660	11,013
December	13,084	12,266
January	14,803	13,781
February	16,657	15,635
March	18,090	17,580
April	18,399	
May	18,415	
June	18,422	

QUALITY

	Quantity	Base Number	Contract	AT	Region	England
% of FP17s for the same patient ID Re-attending within 3 months - Children	331	3,592	9.2%	10.5%	11.5%	11.9%
% of FP17s for the same patient ID Re-attending within 3 months - Adults	730	3,308	22.1%	16.1%	16.8%	16.0%
% of FP17s for the same patient ID Re-attending between 3 & 9 months - Children	1,508	3,592	42.0%	43.4%	47.7%	58.3%
% of FP17s for the same patient ID Re-attending between 3 & 9 months - Adults	1,097	3,308	33.2%	35.8%	38.2%	50.3%
% of FP17s for Band 1 Urgent Courses	833	6,784	12.3%	10.9%	10.6%	9.1%
% of FP17s Relating to Free Repair or Replacements	19	6,784	0.3%	0.5%	0.6%	0.8%
% of FP17s Relating to Continuations	8	6,784	0.1%	0.7%	0.8%	1.0%
% of Patients satisfied with the dentistry they have received	3	3	N/A	89.7%	89.3%	91.5%
% of Patients satisfied with the time they had to wait for an appointment	3	3	N/A	82.7%	84.4%	87.9%

* This is based on patients treated on this contract for their most recent course of treatment. Figures in italics indicate the base number of FP17s or Patient Questionnaire responses are less than 100. N/A is shown where the base number of responses is less than 10 during the period. % is calculated as Quantity/Base number*100

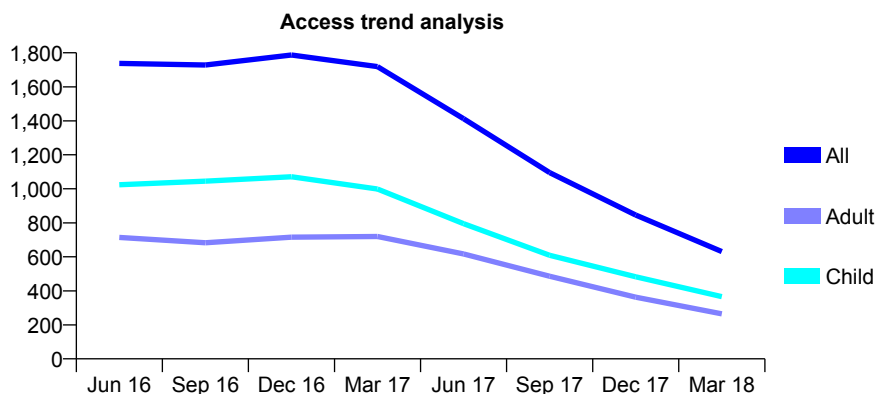
Q61 - Vital Signs At a Glance Contract Report for 189774/0001 - March 2018

Name or company name	NHS Redbridge
Contract type name	PDS Contract
Purpose of contract	General
Contract start date	01/07/2012
Contract end date	30/06/2022

17/18 Contracted general activity (UDA)	4,000
Carry forward general activity (UDA)	0
17/18 Contracted orthodontic activity (UOA)	0
Carry forward orthodontic activity (UOA)	0
Baseline contract value	£0.00

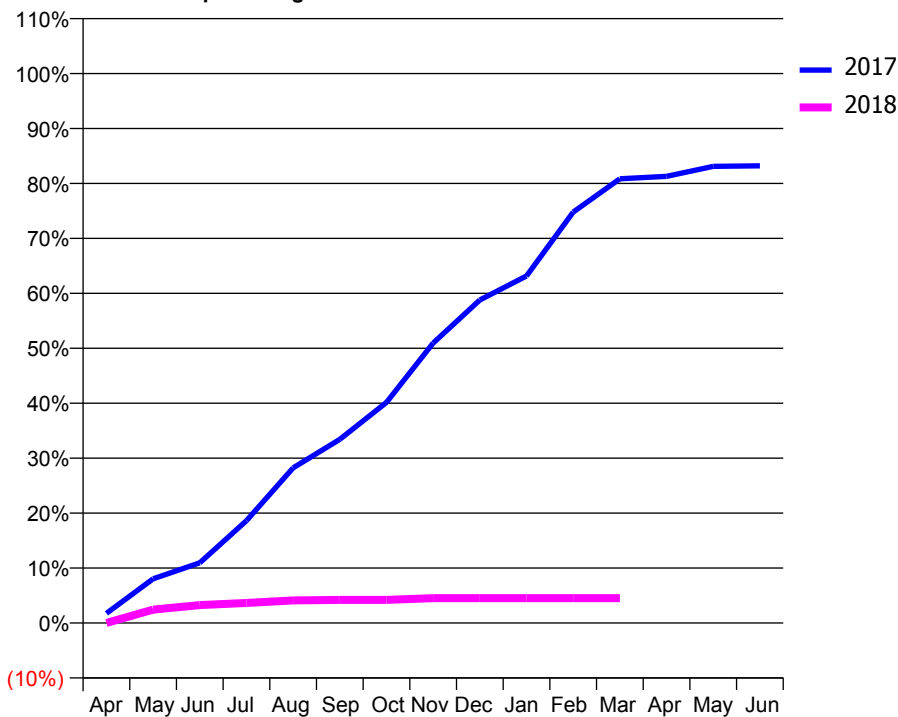
ACCESS*

Patients seen in 24 months	Total	Change since previous quarter
Quarter ending March 2017	1,719	
Quarter ending June 2017	1,412	↓
Quarter ending September 2017	1,095	↓
Quarter ending December 2017	846	↓
Quarter ending March 2018	631	↓
Variance since March 2017	(63.3%)	↓



ACTIVITY

Cumulative percentage of contracted UDA delivered 2017 & 2018



Month	Adjusted Scheduled Activity (UDA)	
	2017	2018
April	70	0
May	322	97
June	439	130
July	745	146
August	1,129	164
September	1,337	168
October	1,606	168
November	2,038	181
December	2,352	181
January	2,526	181
February	2,991	181
March	3,233	181
April	3,251	
May	3,324	
June	3,328	

QUALITY

	Quantity	Base Number	Contract	AT	Region	England
% of FP17s for the same patient ID Re-attending within 3 months - Children	2	53	3.8%	10.5%	11.5%	11.9%
% of FP17s for the same patient ID Re-attending within 3 months - Adults	1	53	1.9%	16.1%	16.8%	16.0%
% of FP17s for the same patient ID Re-attending between 3 & 9 months - Children	8	53	15.1%	43.4%	47.7%	58.3%
% of FP17s for the same patient ID Re-attending between 3 & 9 months - Adults	12	53	22.6%	35.8%	38.2%	50.3%
% of FP17s for Band 1 Urgent Courses	2	48	4.2%	10.9%	10.6%	9.1%
% of FP17s Relating to Free Repair or Replacements	0	48	0.0%	0.5%	0.6%	0.8%
% of FP17s Relating to Continuations	0	48	0.0%	0.7%	0.8%	1.0%
% of Patients satisfied with the dentistry they have received	0	0	N/A	89.7%	89.3%	91.5%
% of Patients satisfied with the time they had to wait for an appointment	0	0	N/A	82.7%	84.4%	87.9%

* This is based on patients treated on this contract for their most recent course of treatment. Figures in italics indicate the base number of FP17s or Patient Questionnaire responses are less than 100. N/A is shown where the base number of responses is less than 10 during the period. % is calculated as Quantity/Base number*100

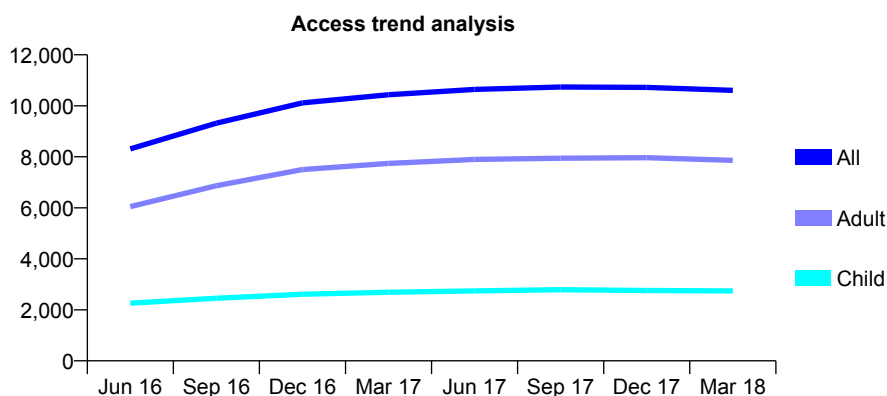
Q61 - Vital Signs At a Glance Contract Report for 190799/0001 - March 2018

Name or company name	P J Dental Surgery
Contract type name	GDS Contract
Purpose of contract	General and Orthodontic
Contract start date	01/02/2015
Contract end date	

17/18 Contracted general activity (UDA)	29,693
Carry forward general activity (UDA)	-136
17/18 Contracted orthodontic activity (UOA)	1,614
Carry forward orthodontic activity (UOA)	15
Baseline contract value	£1,033,532.63

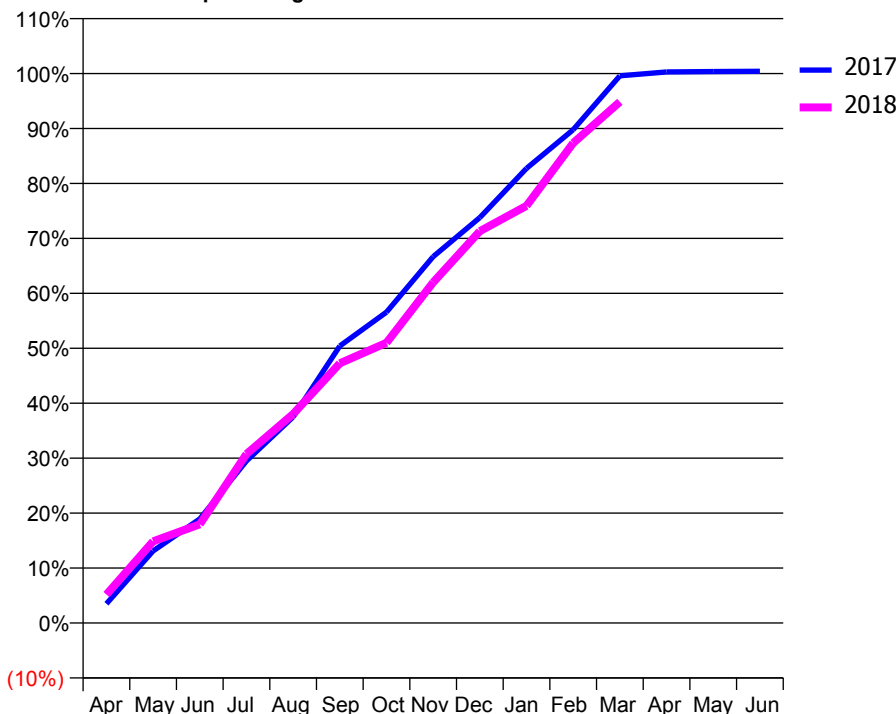
ACCESS*

Patients seen in 24 months	Total	Change since previous quarter
Quarter ending March 2017	10,432	
Quarter ending June 2017	10,644	↑
Quarter ending September 2017	10,735	→
Quarter ending December 2017	10,724	→
Quarter ending March 2018	10,607	↓
Variance since March 2017	1.7%	→



ACTIVITY

Cumulative percentage of contracted UDA delivered 2017 & 2018



Month	Adjusted Scheduled Activity (UDA)	
	2017	2018
April	1,043	1,537
May	3,896	4,416
June	5,621	5,337
July	8,760	9,131
August	11,136	11,294
September	14,972	14,032
October	16,803	15,139
November	19,798	18,404
December	21,908	21,171
January	24,568	22,542
February	26,660	25,939
March	29,567	28,165
April	29,777	
May	29,798	
June	29,810	

QUALITY

	Quantity	Base Number	Contract	AT	Region	England
% of FP17s for the same patient ID Re-attending within 3 months - Children	236	2,983	7.9%	10.5%	11.5%	11.9%
% of FP17s for the same patient ID Re-attending within 3 months - Adults	642	6,608	9.7%	16.1%	16.8%	16.0%
% of FP17s for the same patient ID Re-attending between 3 & 9 months - Children	1,116	2,983	37.4%	43.4%	47.7%	58.3%
% of FP17s for the same patient ID Re-attending between 3 & 9 months - Adults	1,595	6,608	24.1%	35.8%	38.2%	50.3%
% of FP17s for Band 1 Urgent Courses	1,051	9,346	11.2%	10.9%	10.6%	9.1%
% of FP17s Relating to Free Repair or Replacements	17	9,346	0.2%	0.5%	0.6%	0.8%
% of FP17s Relating to Continuations	77	9,346	0.8%	0.7%	0.8%	1.0%
% of Patients satisfied with the dentistry they have received	5	5	N/A	89.7%	89.3%	91.5%
% of Patients satisfied with the time they had to wait for an appointment	5	5	N/A	82.7%	84.4%	87.9%

* This is based on patients treated on this contract for their most recent course of treatment. Figures in italics indicate the base number of FP17s or Patient Questionnaire responses are less than 100. N/A is shown where the base number of responses is less than 10 during the period. % is calculated as Quantity/Base number*100

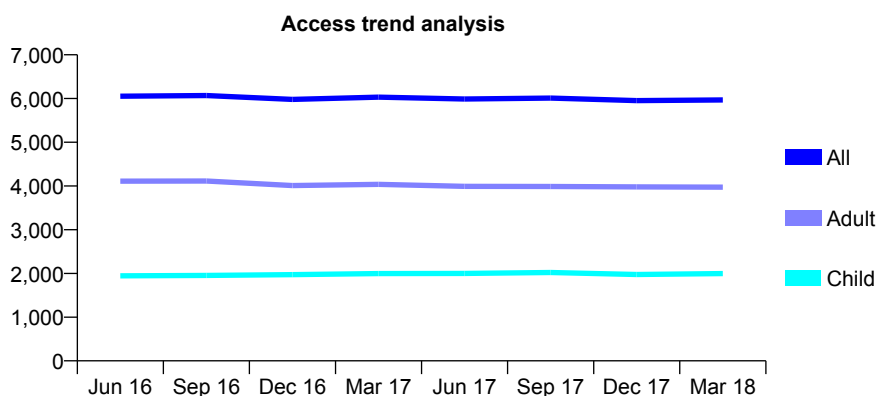
Q61 - Vital Signs At a Glance Contract Report for 190993/0001 - March 2018

Name or company name	MR JP SHAH and MS M SHAH
Contract type name	GDS Contract
Purpose of contract	General
Contract start date	01/07/2013
Contract end date	

17/18 Contracted general activity (UDA)	20,236
Carry forward general activity (UDA)	-405
17/18 Contracted orthodontic activity (UOA)	0
Carry forward orthodontic activity (UOA)	0
Baseline contract value	£603,635.54

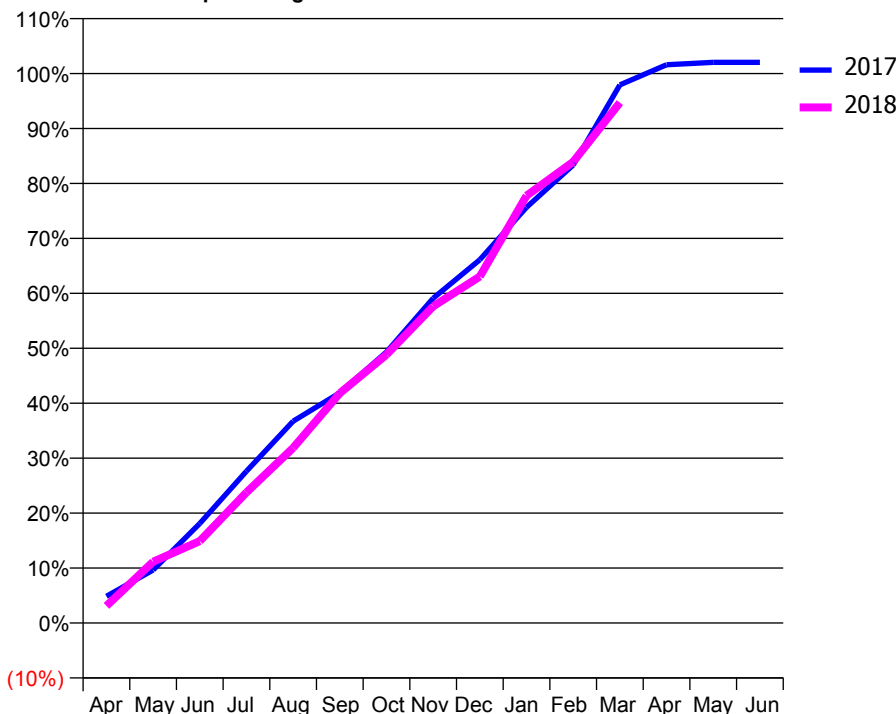
ACCESS*

Patients seen in 24 months	Total	Change since previous quarter
Quarter ending March 2017	6,033	
Quarter ending June 2017	5,990	→
Quarter ending September 2017	6,009	→
Quarter ending December 2017	5,953	→
Quarter ending March 2018	5,968	→
Variance since March 2017	(1.1%)	↓



ACTIVITY

Cumulative percentage of contracted UDA delivered 2017 & 2018



Month	Adjusted Scheduled Activity (UDA)	
	2017	2018
April	984	631
May	1,953	2,258
June	3,668	3,017
July	5,588	4,809
August	7,433	6,451
September	8,480	8,464
October	9,983	9,884
November	11,958	11,663
December	13,379	12,760
January	15,309	15,737
February	16,864	16,984
March	19,818	19,162
April	20,561	
May	20,646	
June	20,647	

QUALITY

	Quantity	Base Number	Contract	AT	Region	England
% of FP17s for the same patient ID Re-attending within 3 months - Children	126	2,566	4.9%	10.5%	11.5%	11.9%
% of FP17s for the same patient ID Re-attending within 3 months - Adults	762	4,807	15.9%	16.1%	16.8%	16.0%
% of FP17s for the same patient ID Re-attending between 3 & 9 months - Children	1,219	2,566	47.5%	43.4%	47.7%	58.3%
% of FP17s for the same patient ID Re-attending between 3 & 9 months - Adults	2,067	4,807	43.0%	35.8%	38.2%	50.3%
% of FP17s for Band 1 Urgent Courses	750	7,078	10.6%	10.9%	10.6%	9.1%
% of FP17s Relating to Free Repair or Replacements	19	7,078	0.3%	0.5%	0.6%	0.8%
% of FP17s Relating to Continuations	65	7,078	0.9%	0.7%	0.8%	1.0%
% of Patients satisfied with the dentistry they have received	3	4	N/A	89.7%	89.3%	91.5%
% of Patients satisfied with the time they had to wait for an appointment	3	4	N/A	82.7%	84.4%	87.9%

* This is based on patients treated on this contract for their most recent course of treatment. Figures in italics indicate the base number of FP17s or Patient Questionnaire responses are less than 100. N/A is shown where the base number of responses is less than 10 during the period. % is calculated as Quantity/Base number*100

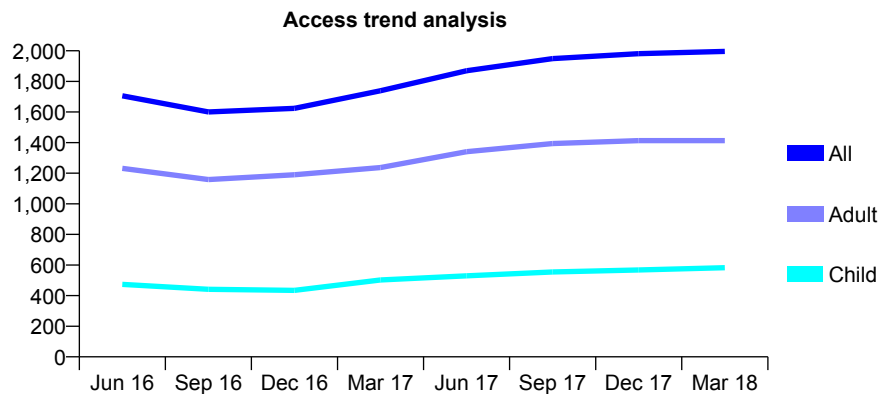
Q61 - Vital Signs At a Glance Contract Report for 191019/0001 - March 2018

Name or company name	Mr Jinesh Patel
Contract type name	GDS Contract
Purpose of contract	General
Contract start date	01/03/2012
Contract end date	

17/18 Contracted general activity (UDA)	5,037
Carry forward general activity (UDA)	-40
17/18 Contracted orthodontic activity (UOA)	0
Carry forward orthodontic activity (UOA)	0
Baseline contract value	£194,079.54

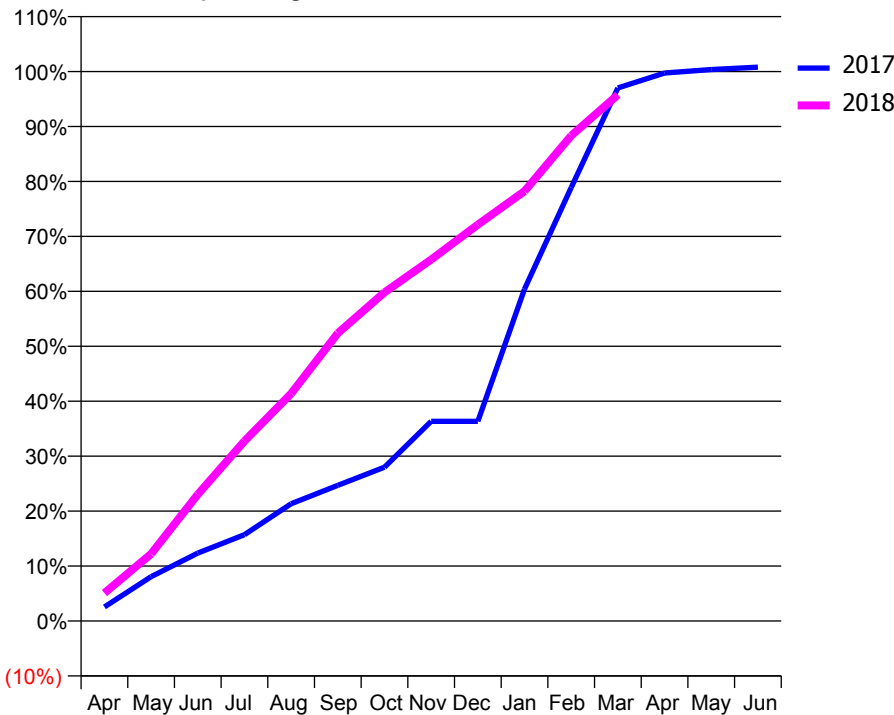
ACCESS*

Patients seen in 24 months	Total	Change since previous quarter
Quarter ending March 2017	1,739	
Quarter ending June 2017	1,870	↑
Quarter ending September 2017	1,949	↑
Quarter ending December 2017	1,981	→
Quarter ending March 2018	1,996	→
Variance since March 2017	14.8%	↑



ACTIVITY

Cumulative percentage of contracted UDA delivered 2017 & 2018



Month	Adjusted Scheduled Activity (UDA)	
	2017	2018
April	129	256
May	407	615
June	622	1,161
July	792	1,649
August	1,075	2,085
September	1,244	2,638
October	1,410	3,013
November	1,830	3,313
December	1,830	3,634
January	3,042	3,941
February	3,973	4,449
March	4,887	4,823
April	5,023	
May	5,055	
June	5,077	

QUALITY

	Quantity	Base Number	Contract	AT	Region	England
% of FP17s for the same patient ID Re-attending within 3 months - Children	27	573	4.7%	10.5%	11.5%	11.9%
% of FP17s for the same patient ID Re-attending within 3 months - Adults	121	1,239	9.8%	16.1%	16.8%	16.0%
% of FP17s for the same patient ID Re-attending between 3 & 9 months - Children	212	573	37.0%	43.4%	47.7%	58.3%
% of FP17s for the same patient ID Re-attending between 3 & 9 months - Adults	358	1,239	28.9%	35.8%	38.2%	50.3%
% of FP17s for Band 1 Urgent Courses	106	1,745	6.1%	10.9%	10.6%	9.1%
% of FP17s Relating to Free Repair or Replacements	11	1,745	0.6%	0.5%	0.6%	0.8%
% of FP17s Relating to Continuations	7	1,745	0.4%	0.7%	0.8%	1.0%
% of Patients satisfied with the dentistry they have received	3	3	N/A	89.7%	89.3%	91.5%
% of Patients satisfied with the time they had to wait for an appointment	3	3	N/A	82.7%	84.4%	87.9%

* This is based on patients treated on this contract for their most recent course of treatment. Figures in italics indicate the base number of FP17s or Patient Questionnaire responses are less than 100. N/A is shown where the base number of responses is less than 10 during the period. % is calculated as Quantity/Base number*100

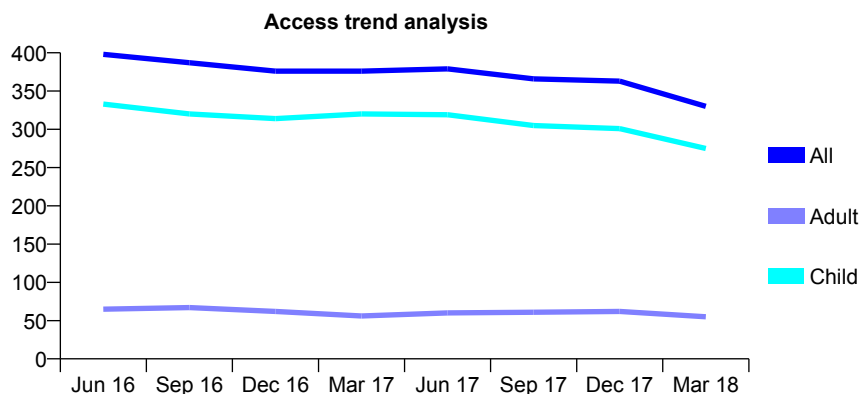
Q61 - Vital Signs At a Glance Contract Report for 192570/0001 - March 2018

Name or company name	Hampden Clinics Limited
Contract type name	GDS Contract
Purpose of contract	General
Contract start date	01/01/2011
Contract end date	

17/18 Contracted general activity (UDA)	1,759
Carry forward general activity (UDA)	0
17/18 Contracted orthodontic activity (UOA)	0
Carry forward orthodontic activity (UOA)	0
Baseline contract value	£45,008.39

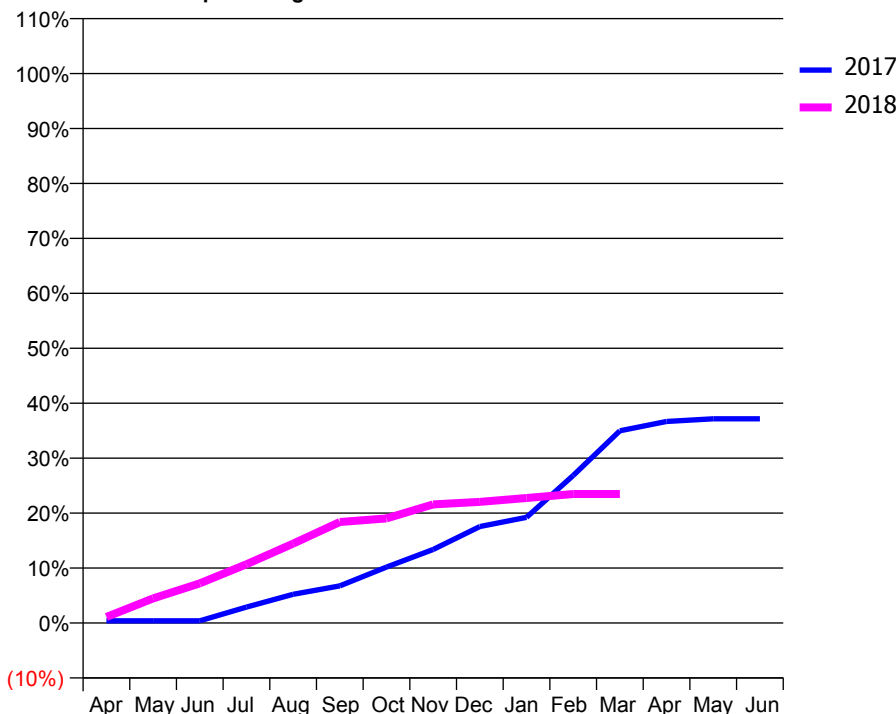
ACCESS*

Patients seen in 24 months	Total	Change since previous quarter
Quarter ending March 2017	376	
Quarter ending June 2017	379	→
Quarter ending September 2017	366	↓
Quarter ending December 2017	363	→
Quarter ending March 2018	330	↓
Variance since March 2017	(12.2%)	↓



ACTIVITY

Cumulative percentage of contracted UDA delivered 2017 & 2018



Adjusted Scheduled Activity (UDA)

Month	2017	2018
April	7	19
May	7	79
June	7	127
July	51	188
August	92	254
September	119	323
October	179	335
November	235	380
December	309	388
January	338	400
February	472	413
March	615	413
April	645	
May	654	
June	654	

QUALITY

	Quantity	Base Number	Contract	AT	Region	England
% of FP17s for the same patient ID Re-attending within 3 months - Children	24	209	11.5%	10.5%	11.5%	11.9%
% of FP17s for the same patient ID Re-attending within 3 months - Adults	3	24	12.5%	16.1%	16.8%	16.0%
% of FP17s for the same patient ID Re-attending between 3 & 9 months - Children	78	209	37.3%	43.4%	47.7%	58.3%
% of FP17s for the same patient ID Re-attending between 3 & 9 months - Adults	4	24	16.7%	35.8%	38.2%	50.3%
% of FP17s for Band 1 Urgent Courses	20	213	9.4%	10.9%	10.6%	9.1%
% of FP17s Relating to Free Repair or Replacements	0	213	0.0%	0.5%	0.6%	0.8%
% of FP17s Relating to Continuations	3	213	1.4%	0.7%	0.8%	1.0%
% of Patients satisfied with the dentistry they have received	0	0	N/A	89.7%	89.3%	91.5%
% of Patients satisfied with the time they had to wait for an appointment	0	0	N/A	82.7%	84.4%	87.9%

* This is based on patients treated on this contract for their most recent course of treatment. Figures in italics indicate the base number of FP17s or Patient Questionnaire responses are less than 100. N/A is shown where the base number of responses is less than 10 during the period. % is calculated as Quantity/Base number*100

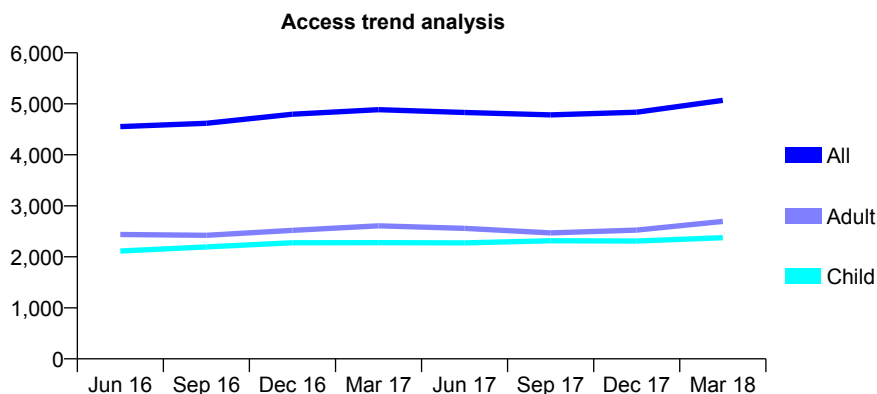
Q61 - Vital Signs At a Glance Contract Report for 192651/0001 - March 2018

Name or company name	Goodmayes Dental Practice Ltd
Contract type name	GDS Contract
Purpose of contract	General
Contract start date	01/09/2010
Contract end date	

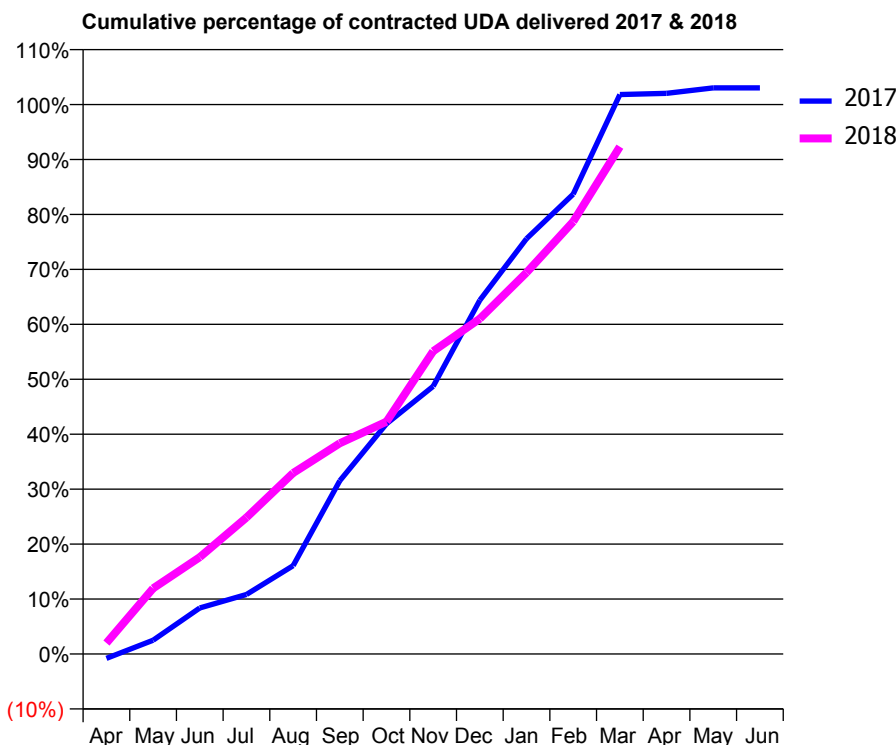
17/18 Contracted general activity (UDA)	13,676
Carry forward general activity (UDA)	-274
17/18 Contracted orthodontic activity (UOA)	0
Carry forward orthodontic activity (UOA)	0
Baseline contract value	£436,460.37

ACCESS*

Patients seen in 24 months	Total	Change since previous quarter
Quarter ending March 2017	4,885	
Quarter ending June 2017	4,830	↓
Quarter ending September 2017	4,783	→
Quarter ending December 2017	4,834	→
Quarter ending March 2018	5,069	↑
Variance since March 2017	3.8%	↑



ACTIVITY



Month	Adjusted Scheduled Activity (UDA)	
	2017	2018
April	-112	274
May	343	1,634
June	1,147	2,410
July	1,481	3,398
August	2,200	4,506
September	4,313	5,244
October	5,729	5,782
November	6,663	7,535
December	8,805	8,345
January	10,337	9,494
February	11,444	10,759
March	13,922	12,626
April	13,954	
May	14,090	
June	14,090	

QUALITY

	Quantity	Base Number	Contract	AT	Region	England
% of FP17s for the same patient ID Re-attending within 3 months - Children	321	3,017	10.6%	10.5%	11.5%	11.9%
% of FP17s for the same patient ID Re-attending within 3 months - Adults	450	2,593	17.4%	16.1%	16.8%	16.0%
% of FP17s for the same patient ID Re-attending between 3 & 9 months - Children	1,413	3,017	46.8%	43.4%	47.7%	58.3%
% of FP17s for the same patient ID Re-attending between 3 & 9 months - Adults	886	2,593	34.2%	35.8%	38.2%	50.3%
% of FP17s for Band 1 Urgent Courses	413	5,569	7.4%	10.9%	10.6%	9.1%
% of FP17s Relating to Free Repair or Replacements	8	5,569	0.1%	0.5%	0.6%	0.8%
% of FP17s Relating to Continuations	7	5,569	0.1%	0.7%	0.8%	1.0%
% of Patients satisfied with the dentistry they have received	2	2	N/A	89.7%	89.3%	91.5%
% of Patients satisfied with the time they had to wait for an appointment	1	2	N/A	82.7%	84.4%	87.9%

* This is based on patients treated on this contract for their most recent course of treatment. Figures in italics indicate the base number of FP17s or Patient Questionnaire responses are less than 100. N/A is shown where the base number of responses is less than 10 during the period. % is calculated as Quantity/Base number*100

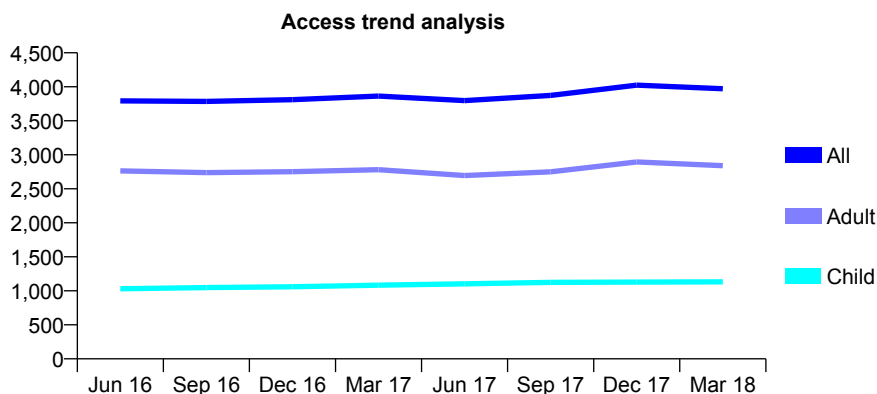
Q61 - Vital Signs At a Glance Contract Report for 193127/0001 - March 2018

Name or company name	RUSHDENT LIMITED
Contract type name	GDS Contract
Purpose of contract	General
Contract start date	01/04/2011
Contract end date	

17/18 Contracted general activity (UDA)	9,924
Carry forward general activity (UDA)	-160
17/18 Contracted orthodontic activity (UOA)	0
Carry forward orthodontic activity (UOA)	0
Baseline contract value	£267,263.86

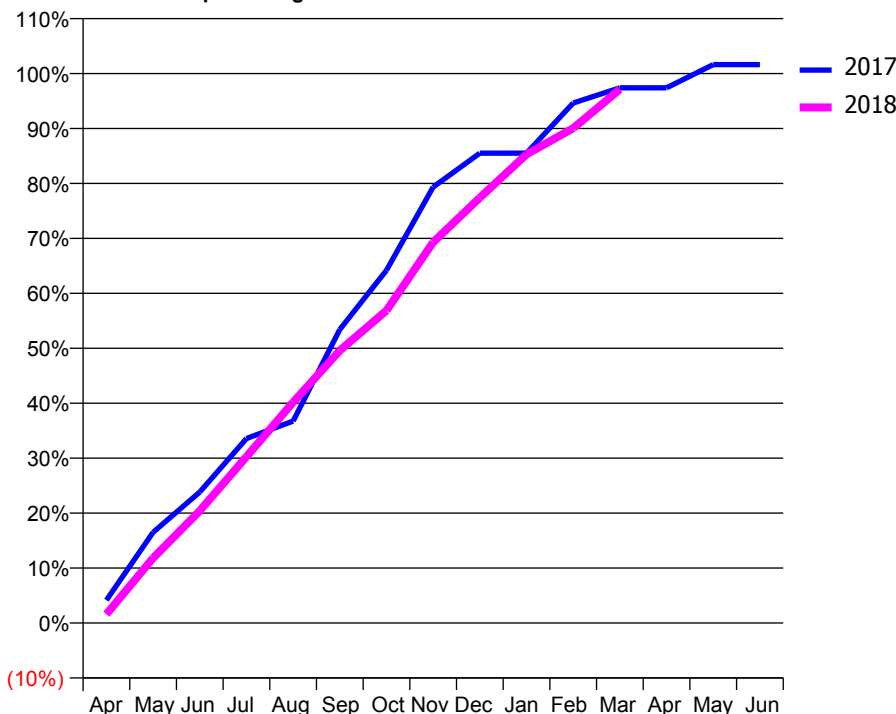
ACCESS*

Patients seen in 24 months	Total	Change since previous quarter
Quarter ending March 2017	3,864	
Quarter ending June 2017	3,797	↓
Quarter ending September 2017	3,874	↑
Quarter ending December 2017	4,025	↑
Quarter ending March 2018	3,972	↓
Variance since March 2017	2.8%	↑



ACTIVITY

Cumulative percentage of contracted UDA delivered 2017 & 2018



Month	Adjusted Scheduled Activity (UDA)	
	2017	2018
April	413	160
May	1,638	1,174
June	2,365	2,027
July	3,332	3,004
August	3,648	3,987
September	5,302	4,921
October	6,372	5,643
November	7,873	6,877
December	8,485	7,680
January	8,485	8,464
February	9,390	8,936
March	9,665	9,638
April	9,665	
May	10,084	
June	10,084	

QUALITY

	Quantity	Base Number	Contract	AT	Region	England
% of FP17s for the same patient ID Re-attending within 3 months - Children	39	1,343	2.9%	10.5%	11.5%	11.9%
% of FP17s for the same patient ID Re-attending within 3 months - Adults	141	2,824	5.0%	16.1%	16.8%	16.0%
% of FP17s for the same patient ID Re-attending between 3 & 9 months - Children	627	1,343	46.7%	43.4%	47.7%	58.3%
% of FP17s for the same patient ID Re-attending between 3 & 9 months - Adults	1,076	2,824	38.1%	35.8%	38.2%	50.3%
% of FP17s for Band 1 Urgent Courses	1	3,964	0.0%	10.9%	10.6%	9.1%
% of FP17s Relating to Free Repair or Replacements	0	3,964	0.0%	0.5%	0.6%	0.8%
% of FP17s Relating to Continuations	2	3,964	0.1%	0.7%	0.8%	1.0%
% of Patients satisfied with the dentistry they have received	1	1	N/A	89.7%	89.3%	91.5%
% of Patients satisfied with the time they had to wait for an appointment	1	1	N/A	82.7%	84.4%	87.9%

* This is based on patients treated on this contract for their most recent course of treatment. Figures in italics indicate the base number of FP17s or Patient Questionnaire responses are less than 100. N/A is shown where the base number of responses is less than 10 during the period. % is calculated as Quantity/Base number*100

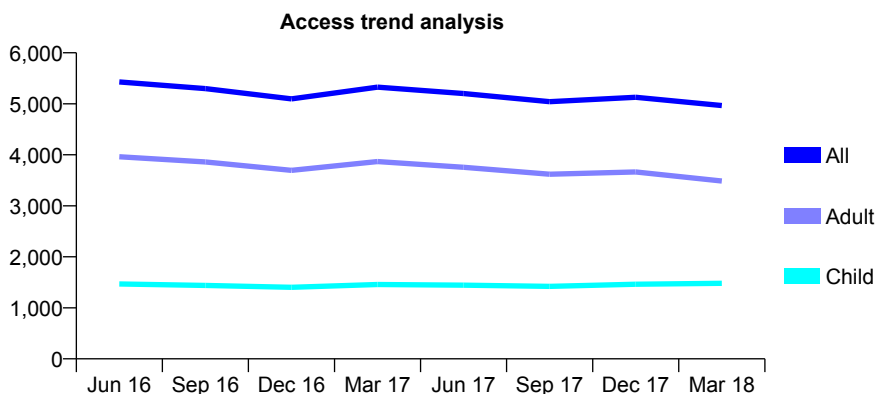
Q61 - Vital Signs At a Glance Contract Report for 193798/0001 - March 2018

Name or company name	Dr S S Dhami & Dr J S Gill
Contract type name	GDS Contract
Purpose of contract	General
Contract start date	21/09/2011
Contract end date	

17/18 Contracted general activity (UDA)	15,151
Carry forward general activity (UDA)	-303
17/18 Contracted orthodontic activity (UOA)	0
Carry forward orthodontic activity (UOA)	0
Baseline contract value	£382,143.85

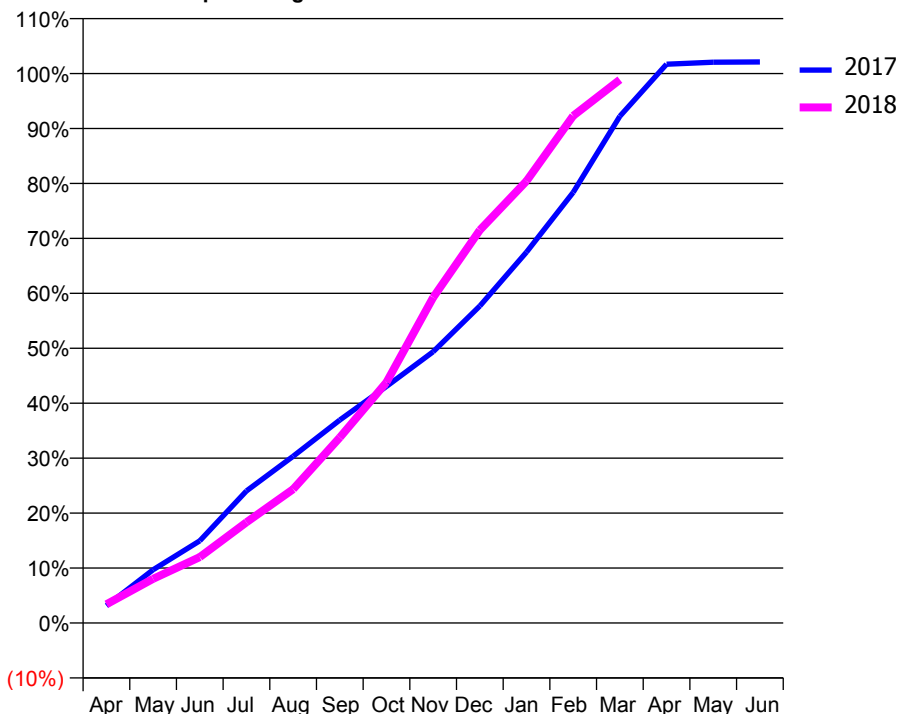
ACCESS*

Patients seen in 24 months	Total	Change since previous quarter
Quarter ending March 2017	5,326	
Quarter ending June 2017	5,200	↓
Quarter ending September 2017	5,041	↓
Quarter ending December 2017	5,128	→
Quarter ending March 2018	4,967	↓
Variance since March 2017	(6.7%)	↓



ACTIVITY

Cumulative percentage of contracted UDA delivered 2017 & 2018



Month	Adjusted Scheduled Activity (UDA)	
	2017	2018
April	476	515
May	1,469	1,218
June	2,265	1,819
July	3,640	2,778
August	4,597	3,688
September	5,599	5,115
October	6,525	6,639
November	7,481	8,977
December	8,743	10,833
January	10,225	12,187
February	11,874	13,984
March	13,973	14,981
April	15,407	
May	15,463	
June	15,468	

QUALITY

	Quantity	Base Number	Contract	AT	Region	England
% of FP17s for the same patient ID Re-attending within 3 months - Children	104	1,697	6.1%	10.5%	11.5%	11.9%
% of FP17s for the same patient ID Re-attending within 3 months - Adults	523	3,562	14.7%	16.1%	16.8%	16.0%
% of FP17s for the same patient ID Re-attending between 3 & 9 months - Children	535	1,697	31.5%	43.4%	47.7%	58.3%
% of FP17s for the same patient ID Re-attending between 3 & 9 months - Adults	948	3,562	26.6%	35.8%	38.2%	50.3%
% of FP17s for Band 1 Urgent Courses	641	4,889	13.1%	10.9%	10.6%	9.1%
% of FP17s Relating to Free Repair or Replacements	45	4,889	0.9%	0.5%	0.6%	0.8%
% of FP17s Relating to Continuations	3	4,889	0.1%	0.7%	0.8%	1.0%
% of Patients satisfied with the dentistry they have received	1	2	N/A	89.7%	89.3%	91.5%
% of Patients satisfied with the time they had to wait for an appointment	1	2	N/A	82.7%	84.4%	87.9%

* This is based on patients treated on this contract for their most recent course of treatment. Figures in italics indicate the base number of FP17s or Patient Questionnaire responses are less than 100. N/A is shown where the base number of responses is less than 10 during the period. % is calculated as Quantity/Base number*100

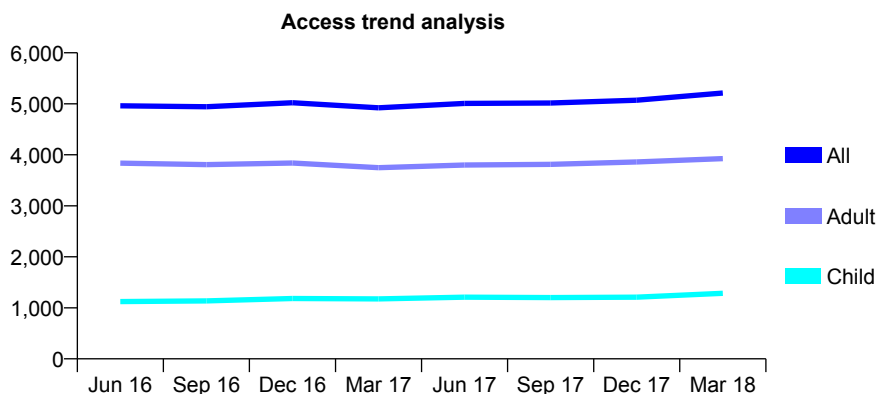
Q61 - Vital Signs At a Glance Contract Report for 194050/0001 - March 2018

Name or company name	Woodberry Downs Dental Practice
Contract type name	GDS Contract
Purpose of contract	General
Contract start date	01/04/2010
Contract end date	

17/18 Contracted general activity (UDA)	13,212
Carry forward general activity (UDA)	-242
17/18 Contracted orthodontic activity (UOA)	0
Carry forward orthodontic activity (UOA)	0
Baseline contract value	£461,316.03

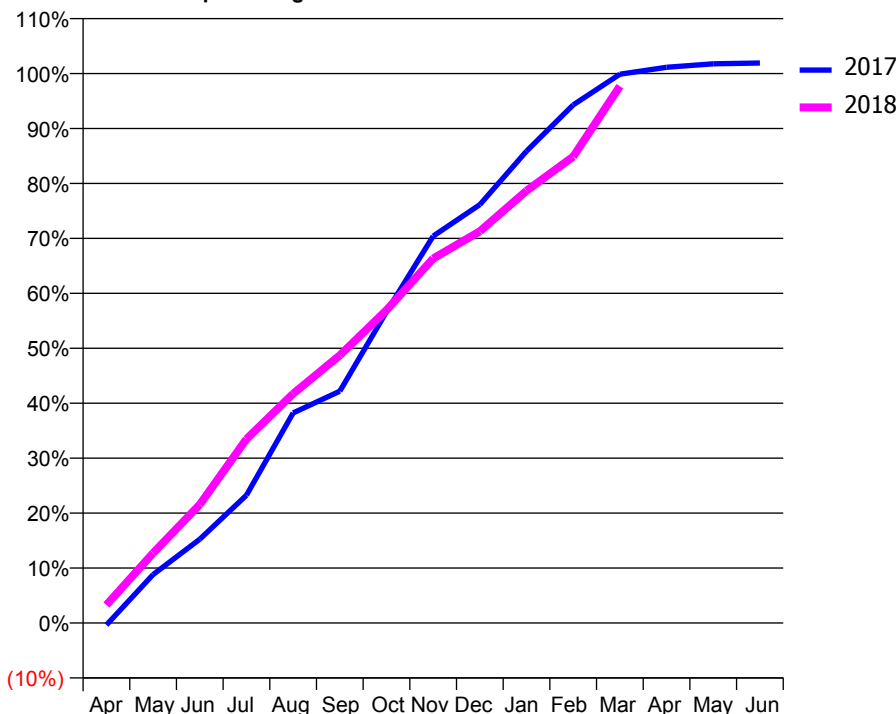
ACCESS*

Patients seen in 24 months	Total	Change since previous quarter
Quarter ending March 2017	4,922	
Quarter ending June 2017	5,009	→
Quarter ending September 2017	5,016	→
Quarter ending December 2017	5,070	→
Quarter ending March 2018	5,211	↑
Variance since March 2017	5.9%	↑



ACTIVITY

Cumulative percentage of contracted UDA delivered 2017 & 2018



Month	Adjusted Scheduled Activity (UDA)	
	2017	2018
April	-49	434
May	1,117	1,682
June	1,929	2,850
July	2,941	4,423
August	4,837	5,513
September	5,338	6,435
October	7,162	7,523
November	8,905	8,763
December	9,631	9,417
January	10,862	10,392
February	11,926	11,213
March	12,633	12,905
April	12,791	
May	12,871	
June	12,891	

QUALITY

	Quantity	Base Number	Contract	AT	Region	England
% of FP17s for the same patient ID Re-attending within 3 months - Children	54	1,236	4.4%	10.5%	11.5%	11.9%
% of FP17s for the same patient ID Re-attending within 3 months - Adults	343	3,696	9.3%	16.1%	16.8%	16.0%
% of FP17s for the same patient ID Re-attending between 3 & 9 months - Children	389	1,236	31.5%	43.4%	47.7%	58.3%
% of FP17s for the same patient ID Re-attending between 3 & 9 months - Adults	1,118	3,696	30.2%	35.8%	38.2%	50.3%
% of FP17s for Band 1 Urgent Courses	297	4,837	6.1%	10.9%	10.6%	9.1%
% of FP17s Relating to Free Repair or Replacements	47	4,837	1.0%	0.5%	0.6%	0.8%
% of FP17s Relating to Continuations	11	4,837	0.2%	0.7%	0.8%	1.0%
% of Patients satisfied with the dentistry they have received	2	2	N/A	89.7%	89.3%	91.5%
% of Patients satisfied with the time they had to wait for an appointment	1	2	N/A	82.7%	84.4%	87.9%

* This is based on patients treated on this contract for their most recent course of treatment. Figures in italics indicate the base number of FP17s or Patient Questionnaire responses are less than 100. N/A is shown where the base number of responses is less than 10 during the period. % is calculated as Quantity/Base number*100

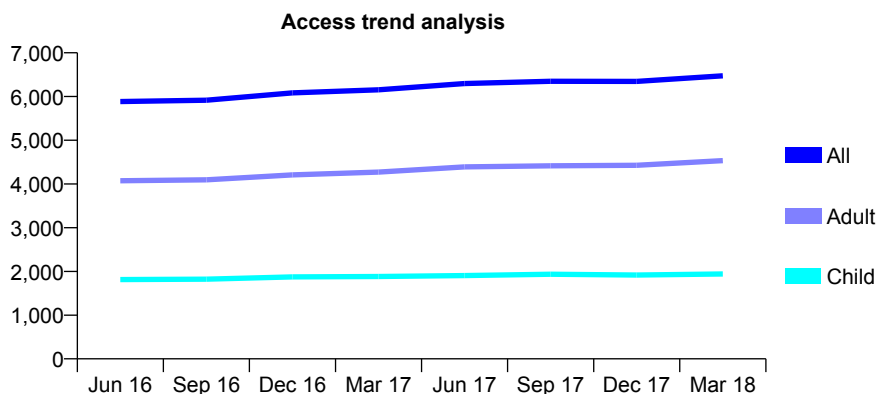
Q61 - Vital Signs At a Glance Contract Report for 194069/0001 - March 2018

Name or company name	Bluebell Dental Practice
Contract type name	GDS Contract
Purpose of contract	General
Contract start date	01/11/2007
Contract end date	

17/18 Contracted general activity (UDA)	11,460
Carry forward general activity (UDA)	263
17/18 Contracted orthodontic activity (UOA)	0
Carry forward orthodontic activity (UOA)	0
Baseline contract value	£315,611.73

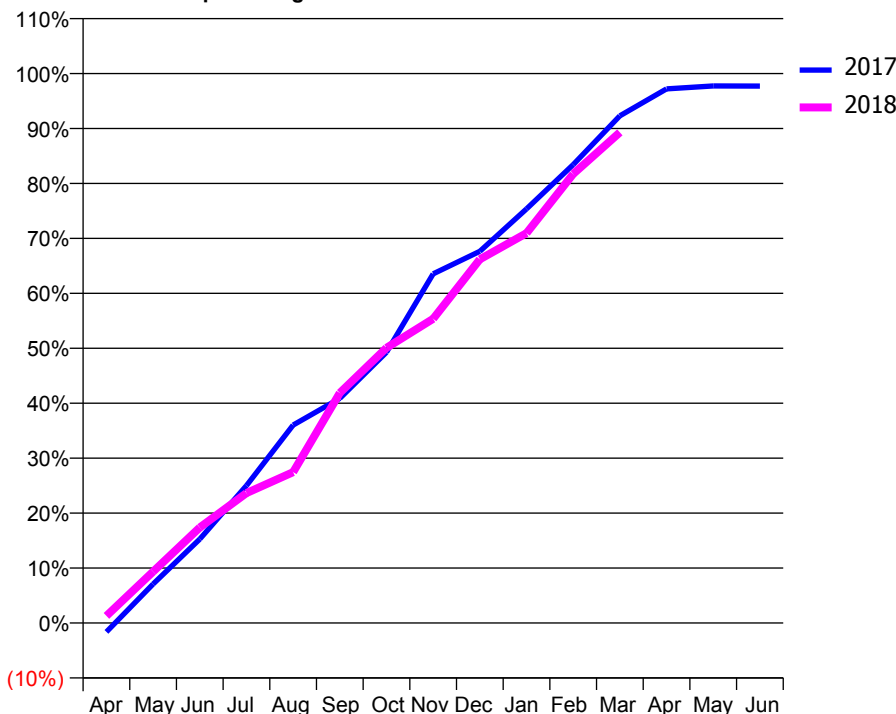
ACCESS*

Patients seen in 24 months	Total	Change since previous quarter
Quarter ending March 2017	6,155	
Quarter ending June 2017	6,297	↑
Quarter ending September 2017	6,348	→
Quarter ending December 2017	6,345	→
Quarter ending March 2018	6,473	↑
Variance since March 2017	5.2%	↑



ACTIVITY

Cumulative percentage of contracted UDA delivered 2017 & 2018



Month	Adjusted Scheduled Activity (UDA)	
	2017	2018
April	-187	149
May	814	1,073
June	1,752	1,992
July	2,866	2,711
August	4,128	3,147
September	4,684	4,799
October	5,647	5,737
November	7,281	6,345
December	7,751	7,585
January	8,636	8,130
February	9,560	9,366
March	10,576	10,232
April	11,140	
May	11,201	
June	11,197	

QUALITY

	Quantity	Base Number	Contract	AT	Region	England
% of FP17s for the same patient ID Re-attending within 3 months - Children	131	2,356	5.6%	10.5%	11.5%	11.9%
% of FP17s for the same patient ID Re-attending within 3 months - Adults	438	4,386	10.0%	16.1%	16.8%	16.0%
% of FP17s for the same patient ID Re-attending between 3 & 9 months - Children	1,059	2,356	44.9%	43.4%	47.7%	58.3%
% of FP17s for the same patient ID Re-attending between 3 & 9 months - Adults	1,325	4,386	30.2%	35.8%	38.2%	50.3%
% of FP17s for Band 1 Urgent Courses	489	6,344	7.7%	10.9%	10.6%	9.1%
% of FP17s Relating to Free Repair or Replacements	31	6,344	0.5%	0.5%	0.6%	0.8%
% of FP17s Relating to Continuations	5	6,344	0.1%	0.7%	0.8%	1.0%
% of Patients satisfied with the dentistry they have received	4	4	N/A	89.7%	89.3%	91.5%
% of Patients satisfied with the time they had to wait for an appointment	4	4	N/A	82.7%	84.4%	87.9%

* This is based on patients treated on this contract for their most recent course of treatment. Figures in italics indicate the base number of FP17s or Patient Questionnaire responses are less than 100. N/A is shown where the base number of responses is less than 10 during the period. % is calculated as Quantity/Base number*100

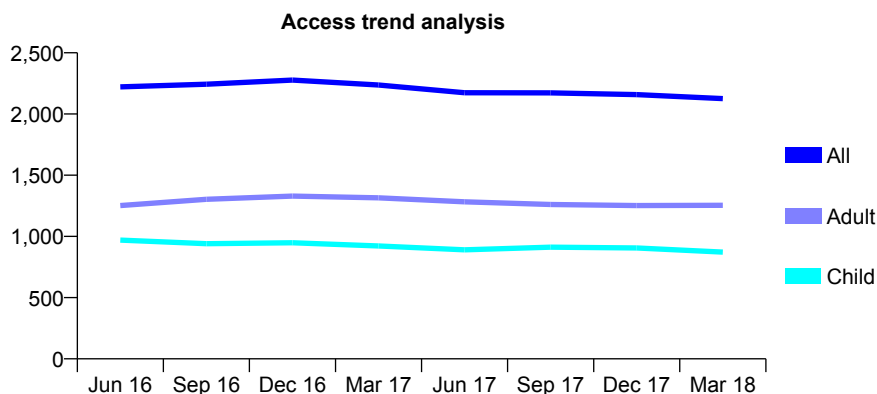
Q61 - Vital Signs At a Glance Contract Report for 194662/0001 - March 2018

Name or company name	Barkingside Dental Care Ltd
Contract type name	GDS Contract
Purpose of contract	General
Contract start date	01/05/2011
Contract end date	

17/18 Contracted general activity (UDA)	5,103
Carry forward general activity (UDA)	-32
17/18 Contracted orthodontic activity (UOA)	0
Carry forward orthodontic activity (UOA)	0
Baseline contract value	£134,127.22

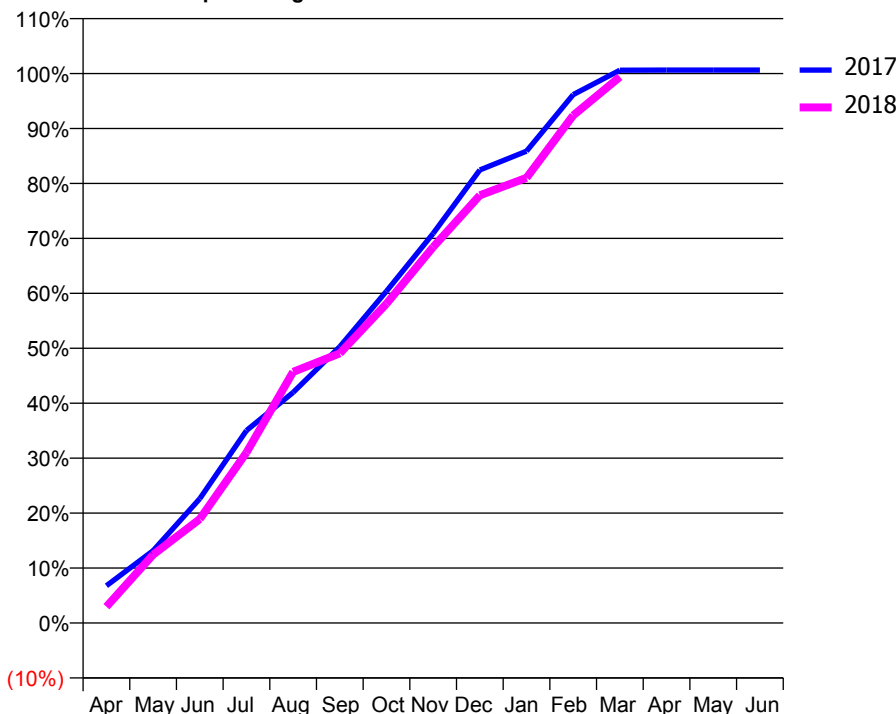
ACCESS*

Patients seen in 24 months	Total	Change since previous quarter
Quarter ending March 2017	2,237	
Quarter ending June 2017	2,174	↓
Quarter ending September 2017	2,173	→
Quarter ending December 2017	2,158	→
Quarter ending March 2018	2,126	↓
Variance since March 2017	(5.0%)	↓



ACTIVITY

Cumulative percentage of contracted UDA delivered 2017 & 2018



Month	Adjusted Scheduled Activity (UDA)	
	2017	2018
April	346	152
May	672	635
June	1,155	965
July	1,787	1,584
August	2,142	2,332
September	2,567	2,504
October	3,082	2,965
November	3,618	3,492
December	4,208	3,972
January	4,381	4,134
February	4,907	4,714
March	5,133	5,071
April	5,134	
May	5,135	
June	5,135	

QUALITY

	Quantity	Base Number	Contract	AT	Region	England
% of FP17s for the same patient ID Re-attending within 3 months - Children	29	875	3.3%	10.5%	11.5%	11.9%
% of FP17s for the same patient ID Re-attending within 3 months - Adults	128	1,096	11.7%	16.1%	16.8%	16.0%
% of FP17s for the same patient ID Re-attending between 3 & 9 months - Children	358	875	40.9%	43.4%	47.7%	58.3%
% of FP17s for the same patient ID Re-attending between 3 & 9 months - Adults	377	1,096	34.4%	35.8%	38.2%	50.3%
% of FP17s for Band 1 Urgent Courses	82	1,968	4.2%	10.9%	10.6%	9.1%
% of FP17s Relating to Free Repair or Replacements	27	1,968	1.4%	0.5%	0.6%	0.8%
% of FP17s Relating to Continuations	15	1,968	0.8%	0.7%	0.8%	1.0%
% of Patients satisfied with the dentistry they have received	0	1	N/A	89.7%	89.3%	91.5%
% of Patients satisfied with the time they had to wait for an appointment	1	1	N/A	82.7%	84.4%	87.9%

* This is based on patients treated on this contract for their most recent course of treatment. Figures in italics indicate the base number of FP17s or Patient Questionnaire responses are less than 100. N/A is shown where the base number of responses is less than 10 during the period. % is calculated as Quantity/Base number*100

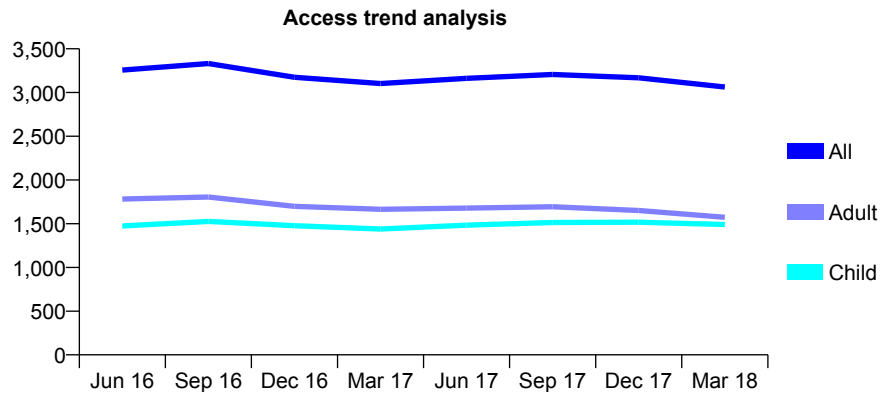
Q61 - Vital Signs At a Glance Contract Report for 195065/0001 - March 2018

Name or company name	Island Health Dental Practice
Contract type name	GDS Contract
Purpose of contract	General
Contract start date	15/10/2010
Contract end date	

17/18 Contracted general activity (UDA)	9,120
Carry forward general activity (UDA)	-182
17/18 Contracted orthodontic activity (UOA)	0
Carry forward orthodontic activity (UOA)	0
Baseline contract value	£286,304.42

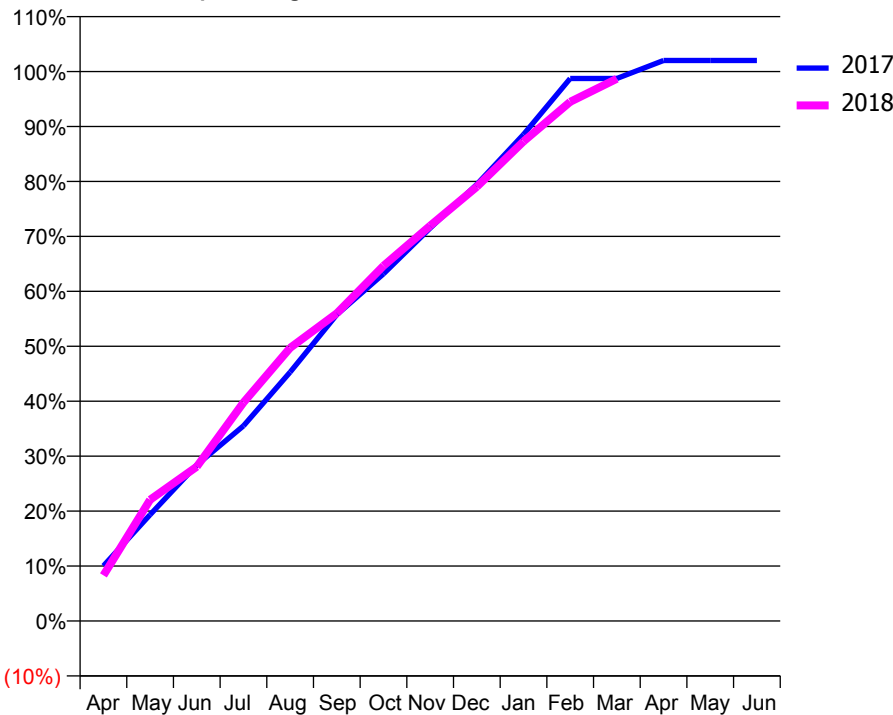
ACCESS*

Patients seen in 24 months	Total	Change since previous quarter
Quarter ending March 2017	3,103	
Quarter ending June 2017	3,162	→
Quarter ending September 2017	3,206	→
Quarter ending December 2017	3,168	↓
Quarter ending March 2018	3,063	↓
Variance since March 2017	(1.3%)	↓



ACTIVITY

Cumulative percentage of contracted UDA delivered 2017 & 2018



Month	Adjusted Scheduled Activity (UDA)	
	2017	2018
April	915	759
May	1,765	2,014
June	2,590	2,561
July	3,239	3,627
August	4,131	4,534
September	5,084	5,106
October	5,763	5,895
November	6,520	6,560
December	7,247	7,208
January	8,074	7,960
February	9,005	8,617
March	9,005	8,999
April	9,302	
May	9,303	
June	9,303	

QUALITY

	Quantity	Base Number	Contract	AT	Region	England
% of FP17s for the same patient ID Re-attending within 3 months - Children	196	1,765	11.1%	10.5%	11.5%	11.9%
% of FP17s for the same patient ID Re-attending within 3 months - Adults	527	2,168	24.3%	16.1%	16.8%	16.0%
% of FP17s for the same patient ID Re-attending between 3 & 9 months - Children	695	1,765	39.4%	43.4%	47.7%	58.3%
% of FP17s for the same patient ID Re-attending between 3 & 9 months - Adults	807	2,168	37.2%	35.8%	38.2%	50.3%
% of FP17s for Band 1 Urgent Courses	505	3,795	13.3%	10.9%	10.6%	9.1%
% of FP17s Relating to Free Repair or Replacements	6	3,795	0.2%	0.5%	0.6%	0.8%
% of FP17s Relating to Continuations	0	3,795	0.0%	0.7%	0.8%	1.0%
% of Patients satisfied with the dentistry they have received	0	0	N/A	89.7%	89.3%	91.5%
% of Patients satisfied with the time they had to wait for an appointment	0	0	N/A	82.7%	84.4%	87.9%

* This is based on patients treated on this contract for their most recent course of treatment. Figures in italics indicate the base number of FP17s or Patient Questionnaire responses are less than 100. N/A is shown where the base number of responses is less than 10 during the period. % is calculated as Quantity/Base number*100

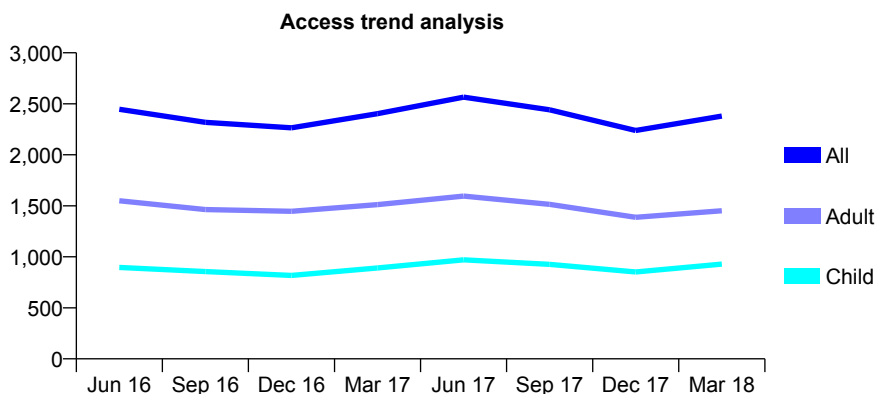
Q61 - Vital Signs At a Glance Contract Report for 196711/0001 - March 2018

Name or company name	Miss Chaudry & Dr M Siddique
Contract type name	GDS Contract
Purpose of contract	General
Contract start date	01/02/2012
Contract end date	

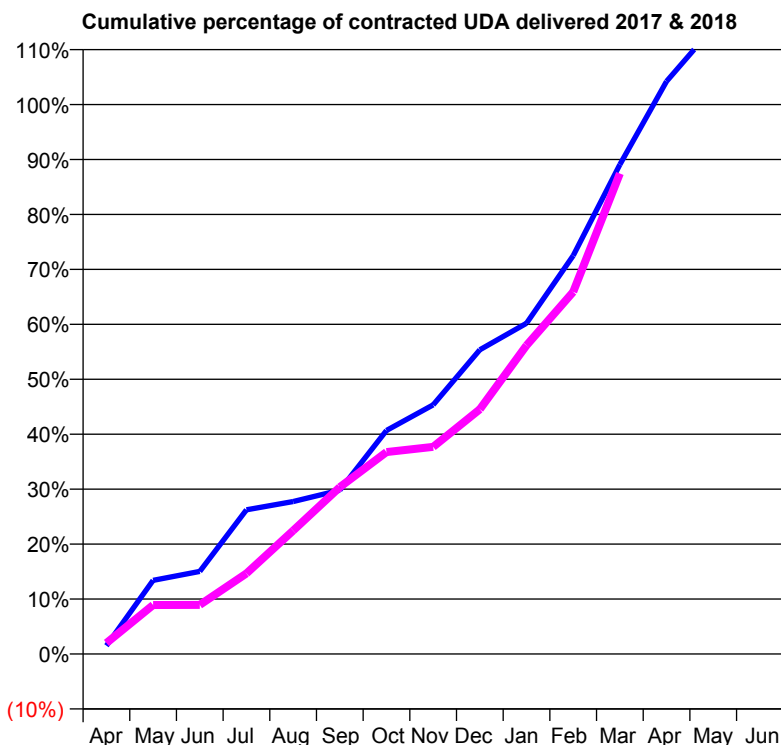
17/18 Contracted general activity (UDA)	6,879
Carry forward general activity (UDA)	-138
17/18 Contracted orthodontic activity (UOA)	0
Carry forward orthodontic activity (UOA)	0
Baseline contract value	£175,945.90

ACCESS*

Patients seen in 24 months	Total	Change since previous quarter
Quarter ending March 2017	2,403	
Quarter ending June 2017	2,566	↑
Quarter ending September 2017	2,441	↓
Quarter ending December 2017	2,238	↓
Quarter ending March 2018	2,380	↑
Variance since March 2017	(1.0%)	→



ACTIVITY



Month	Adjusted Scheduled Activity (UDA)	
	2017	2018
April	105	138
May	923	613
June	1,035	616
July	1,806	1,010
August	1,908	1,546
September	2,051	2,089
October	2,798	2,528
November	3,120	2,594
December	3,808	3,064
January	4,141	3,864
February	4,987	4,534
March	6,127	6,015
April	7,169	
May	7,843	
June	7,843	

QUALITY

	Quantity	Base Number	Contract	AT	Region	England
% of FP17s for the same patient ID Re-attending within 3 months - Children	61	1,168	5.2%	10.5%	11.5%	11.9%
% of FP17s for the same patient ID Re-attending within 3 months - Adults	292	1,621	18.0%	16.1%	16.8%	16.0%
% of FP17s for the same patient ID Re-attending between 3 & 9 months - Children	468	1,168	40.1%	43.4%	47.7%	58.3%
% of FP17s for the same patient ID Re-attending between 3 & 9 months - Adults	342	1,621	21.1%	35.8%	38.2%	50.3%
% of FP17s for Band 1 Urgent Courses	342	2,207	15.5%	10.9%	10.6%	9.1%
% of FP17s Relating to Free Repair or Replacements	3	2,207	0.1%	0.5%	0.6%	0.8%
% of FP17s Relating to Continuations	11	2,207	0.5%	0.7%	0.8%	1.0%
% of Patients satisfied with the dentistry they have received	1	1	N/A	89.7%	89.3%	91.5%
% of Patients satisfied with the time they had to wait for an appointment	0	1	N/A	82.7%	84.4%	87.9%

* This is based on patients treated on this contract for their most recent course of treatment. Figures in italics indicate the base number of FP17s or Patient Questionnaire responses are less than 100. N/A is shown where the base number of responses is less than 10 during the period. % is calculated as Quantity/Base number*100

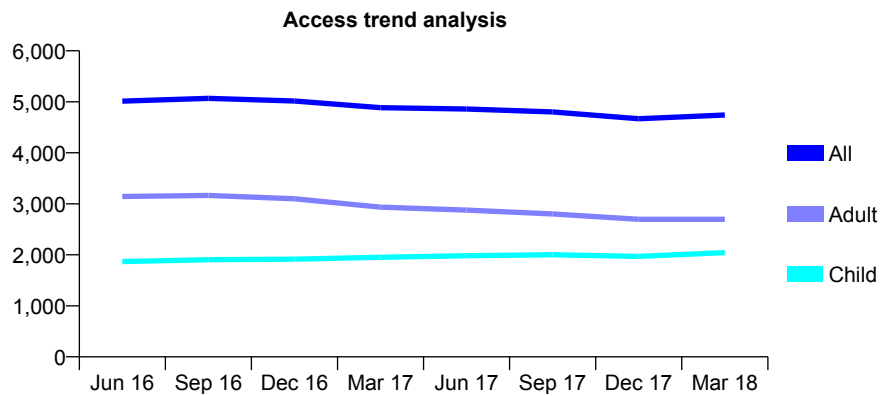
Q61 - Vital Signs At a Glance Contract Report for 196975/0001 - March 2018

Name or company name	Dental Art Studio
Contract type name	GDS Contract
Purpose of contract	General
Contract start date	01/10/2010
Contract end date	

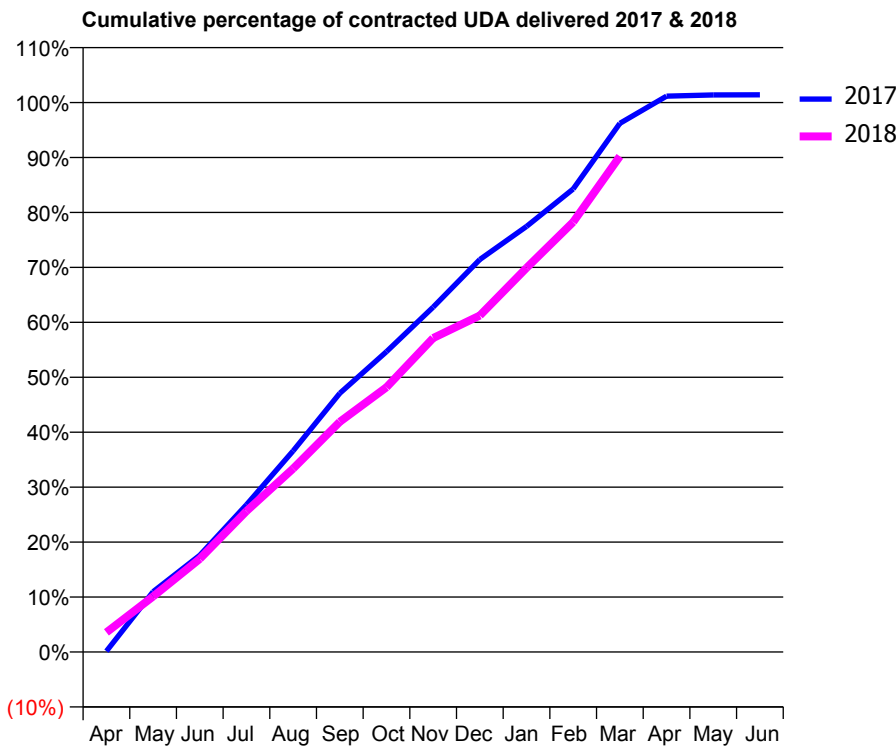
17/18 Contracted general activity (UDA)	11,429
Carry forward general activity (UDA)	-160
17/18 Contracted orthodontic activity (UOA)	0
Carry forward orthodontic activity (UOA)	0
Baseline contract value	£316,995.53

ACCESS*

Patients seen in 24 months	Total	Change since previous quarter
Quarter ending March 2017	4,886	
Quarter ending June 2017	4,860	→
Quarter ending September 2017	4,801	↓
Quarter ending December 2017	4,667	↓
Quarter ending March 2018	4,740	→
Variance since March 2017	(3.0%)	↓



ACTIVITY



Month	Adjusted Scheduled Activity (UDA)	
	2017	2018
April	19	409
May	1,255	1,154
June	2,011	1,937
July	3,062	2,929
August	4,185	3,814
September	5,383	4,789
October	6,246	5,507
November	7,173	6,531
December	8,165	6,999
January	8,852	7,990
February	9,631	8,944
March	10,997	10,309
April	11,562	
May	11,586	
June	11,589	

QUALITY

	Quantity	Base Number	Contract	AT	Region	England
% of FP17s for the same patient ID Re-attending within 3 months - Children	228	2,544	9.0%	10.5%	11.5%	11.9%
% of FP17s for the same patient ID Re-attending within 3 months - Adults	339	2,556	13.3%	16.1%	16.8%	16.0%
% of FP17s for the same patient ID Re-attending between 3 & 9 months - Children	1,131	2,544	44.5%	43.4%	47.7%	58.3%
% of FP17s for the same patient ID Re-attending between 3 & 9 months - Adults	836	2,556	32.7%	35.8%	38.2%	50.3%
% of FP17s for Band 1 Urgent Courses	334	4,861	6.9%	10.9%	10.6%	9.1%
% of FP17s Relating to Free Repair or Replacements	19	4,861	0.4%	0.5%	0.6%	0.8%
% of FP17s Relating to Continuations	14	4,861	0.3%	0.7%	0.8%	1.0%
% of Patients satisfied with the dentistry they have received	1	1	N/A	89.7%	89.3%	91.5%
% of Patients satisfied with the time they had to wait for an appointment	1	1	N/A	82.7%	84.4%	87.9%

* This is based on patients treated on this contract for their most recent course of treatment. Figures in italics indicate the base number of FP17s or Patient Questionnaire responses are less than 100. N/A is shown where the base number of responses is less than 10 during the period. % is calculated as Quantity/Base number*100

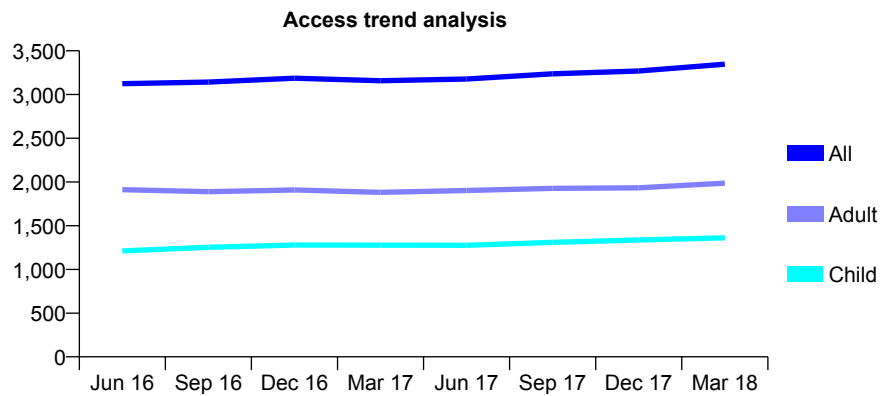
Q61 - Vital Signs At a Glance Contract Report for 197866/0001 - March 2018

Name or company name	Morris House Dental Surgery
Contract type name	GDS Contract
Purpose of contract	General
Contract start date	06/06/2014
Contract end date	

17/18 Contracted general activity (UDA)	10,306
Carry forward general activity (UDA)	47
17/18 Contracted orthodontic activity (UOA)	0
Carry forward orthodontic activity (UOA)	0
Baseline contract value	£327,081.52

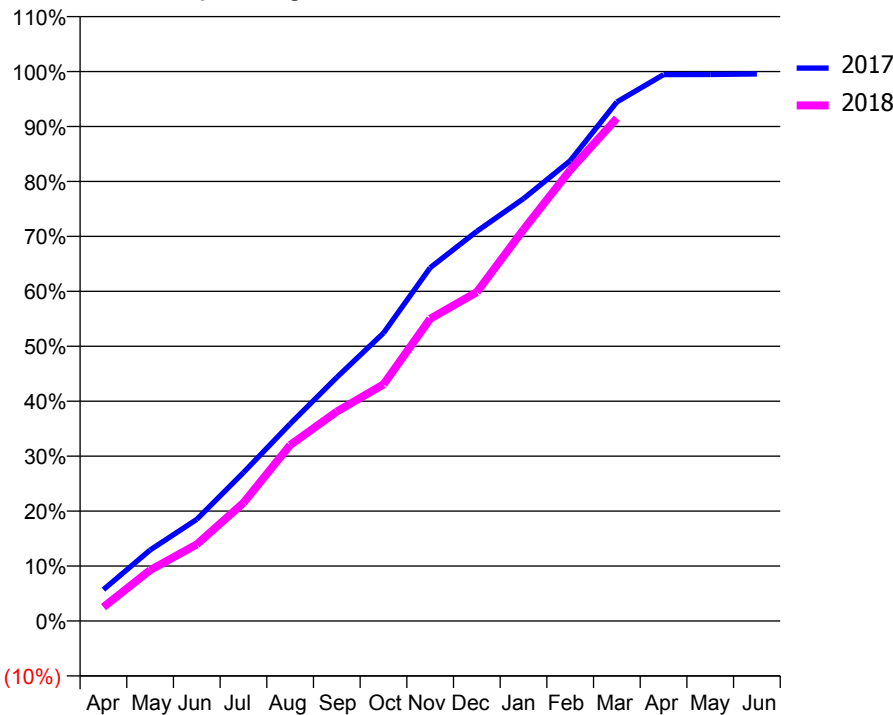
ACCESS*

Patients seen in 24 months	Total	Change since previous quarter
Quarter ending March 2017	3,158	
Quarter ending June 2017	3,178	→
Quarter ending September 2017	3,237	→
Quarter ending December 2017	3,269	→
Quarter ending March 2018	3,347	↑
Variance since March 2017	6.0%	↑



ACTIVITY

Cumulative percentage of contracted UDA delivered 2017 & 2018



Month	Adjusted Scheduled Activity (UDA)	
	2017	2018
April	590	262
May	1,332	953
June	1,908	1,437
July	2,784	2,218
August	3,698	3,301
September	4,571	3,927
October	5,402	4,438
November	6,626	5,668
December	7,310	6,169
January	7,923	7,342
February	8,632	8,458
March	9,734	9,431
April	10,248	
May	10,249	
June	10,259	

QUALITY

	Quantity	Base Number	Contract	AT	Region	England
% of FP17s for the same patient ID Re-attending within 3 months - Children	57	1,510	3.8%	10.5%	11.5%	11.9%
% of FP17s for the same patient ID Re-attending within 3 months - Adults	143	1,850	7.7%	16.1%	16.8%	16.0%
% of FP17s for the same patient ID Re-attending between 3 & 9 months - Children	631	1,510	41.8%	43.4%	47.7%	58.3%
% of FP17s for the same patient ID Re-attending between 3 & 9 months - Adults	594	1,850	32.1%	35.8%	38.2%	50.3%
% of FP17s for Band 1 Urgent Courses	216	3,196	6.8%	10.9%	10.6%	9.1%
% of FP17s Relating to Free Repair or Replacements	11	3,196	0.3%	0.5%	0.6%	0.8%
% of FP17s Relating to Continuations	1	3,196	0.0%	0.7%	0.8%	1.0%
% of Patients satisfied with the dentistry they have received	1	1	N/A	89.7%	89.3%	91.5%
% of Patients satisfied with the time they had to wait for an appointment	1	1	N/A	82.7%	84.4%	87.9%

* This is based on patients treated on this contract for their most recent course of treatment. Figures in italics indicate the base number of FP17s or Patient Questionnaire responses are less than 100. N/A is shown where the base number of responses is less than 10 during the period. % is calculated as Quantity/Base number*100

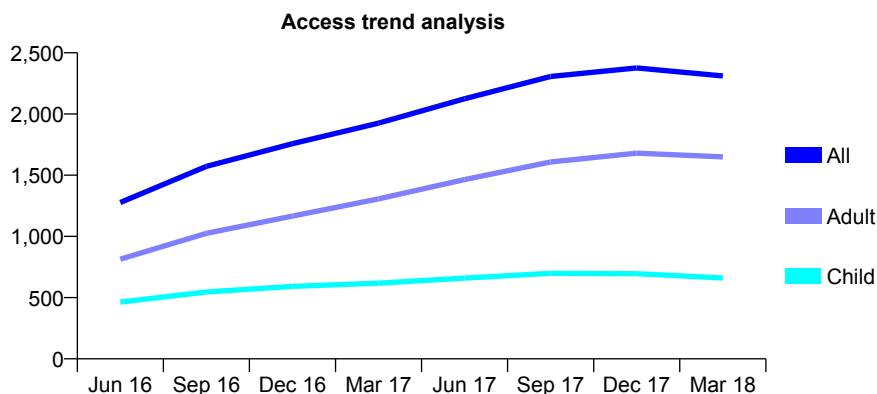
Q61 - Vital Signs At a Glance Contract Report for 198323/0001 - March 2018

Name or company name	Fowell and Lodhia and Dhuggal
Contract type name	GDS Contract
Purpose of contract	General
Contract start date	01/12/2015
Contract end date	

17/18 Contracted general activity (UDA)	6,262
Carry forward general activity (UDA)	-63
17/18 Contracted orthodontic activity (UOA)	0
Carry forward orthodontic activity (UOA)	0
Baseline contract value	£212,940.52

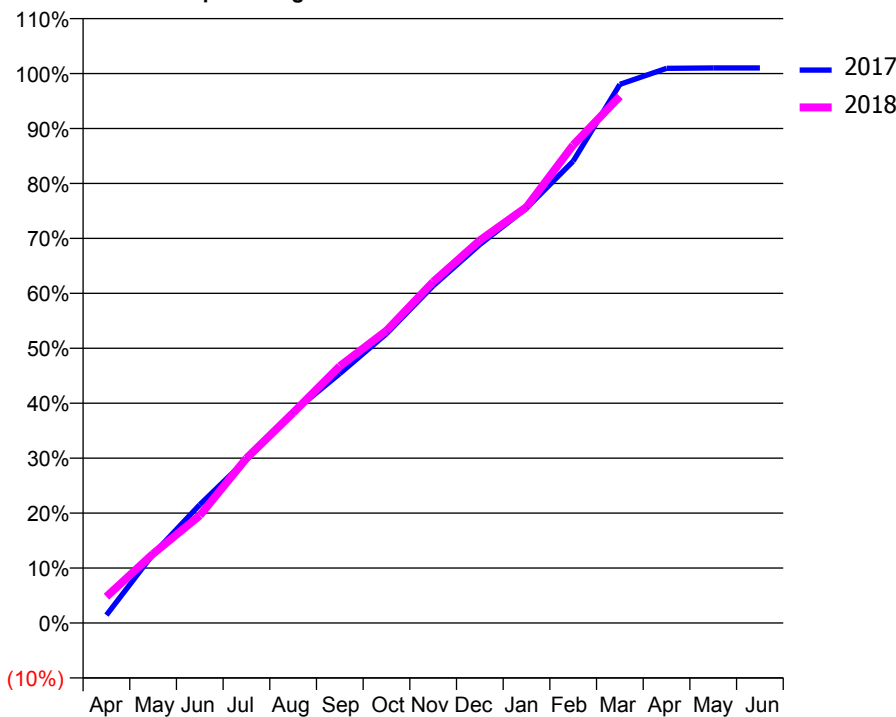
ACCESS*

Patients seen in 24 months	Total	Change since previous quarter
Quarter ending March 2017	1,925	
Quarter ending June 2017	2,125	↑
Quarter ending September 2017	2,307	↑
Quarter ending December 2017	2,376	↑
Quarter ending March 2018	2,311	↓
Variance since March 2017	20.1%	↑



ACTIVITY

Cumulative percentage of contracted UDA delivered 2017 & 2018



Month	Adjusted Scheduled Activity (UDA)	
	2017	2018
April	91	300
May	785	789
June	1,349	1,225
July	1,864	1,877
August	2,405	2,395
September	2,843	2,928
October	3,297	3,332
November	3,842	3,887
December	4,313	4,361
January	4,728	4,740
February	5,264	5,447
March	6,138	6,001
April	6,321	
May	6,325	
June	6,325	

QUALITY

	Quantity	Base Number	Contract	AT	Region	England
% of FP17s for the same patient ID Re-attending within 3 months - Children	59	834	7.1%	10.5%	11.5%	11.9%
% of FP17s for the same patient ID Re-attending within 3 months - Adults	184	1,751	10.5%	16.1%	16.8%	16.0%
% of FP17s for the same patient ID Re-attending between 3 & 9 months - Children	405	834	48.6%	43.4%	47.7%	58.3%
% of FP17s for the same patient ID Re-attending between 3 & 9 months - Adults	734	1,751	41.9%	35.8%	38.2%	50.3%
% of FP17s for Band 1 Urgent Courses	141	2,495	5.7%	10.9%	10.6%	9.1%
% of FP17s Relating to Free Repair or Replacements	24	2,495	1.0%	0.5%	0.6%	0.8%
% of FP17s Relating to Continuations	25	2,495	1.0%	0.7%	0.8%	1.0%
% of Patients satisfied with the dentistry they have received	1	1	N/A	89.7%	89.3%	91.5%
% of Patients satisfied with the time they had to wait for an appointment	1	1	N/A	82.7%	84.4%	87.9%

* This is based on patients treated on this contract for their most recent course of treatment. Figures in italics indicate the base number of FP17s or Patient Questionnaire responses are less than 100. N/A is shown where the base number of responses is less than 10 during the period. % is calculated as Quantity/Base number*100

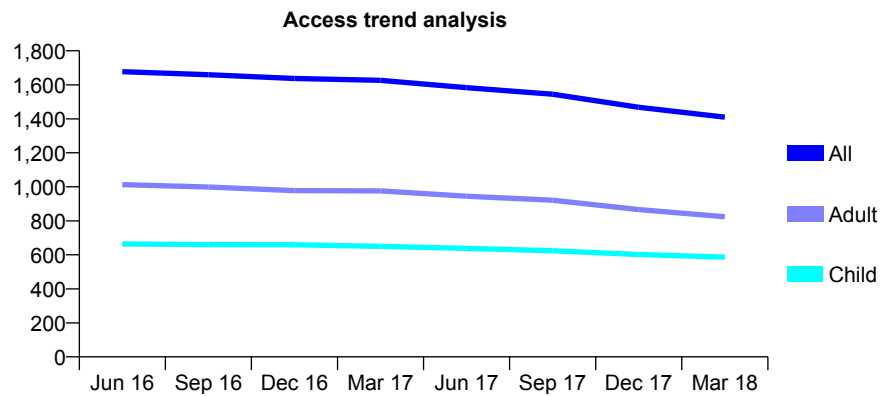
Q61 - Vital Signs At a Glance Contract Report for 198455/0001 - March 2018

Name or company name	Cambridge Park Dental Practice
Contract type name	GDS Contract
Purpose of contract	General
Contract start date	01/06/2008
Contract end date	

17/18 Contracted general activity (UDA)	4,037
Carry forward general activity (UDA)	-73
17/18 Contracted orthodontic activity (UOA)	0
Carry forward orthodontic activity (UOA)	0
Baseline contract value	£110,655.47

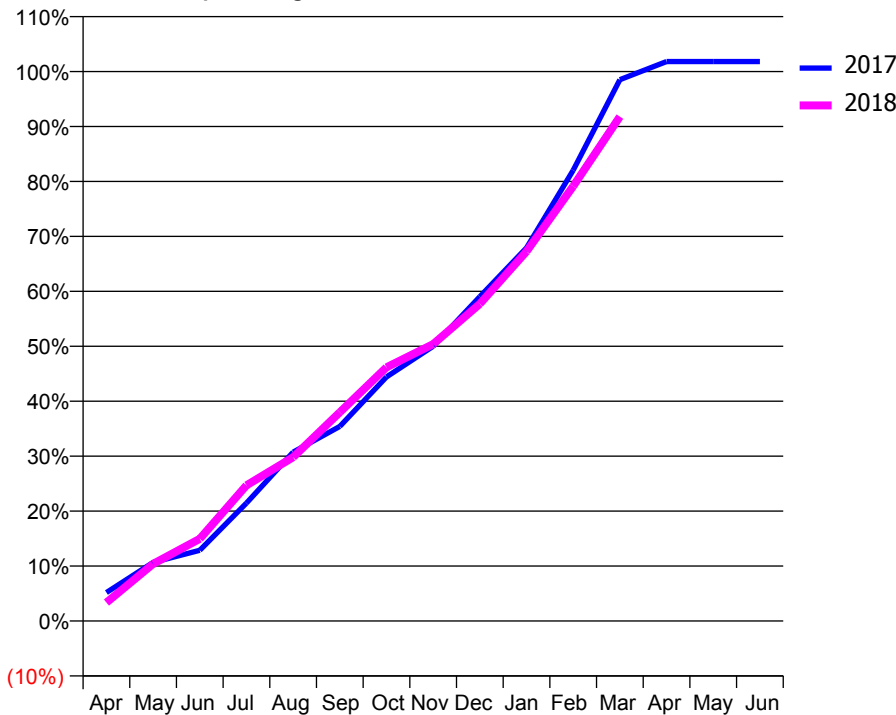
ACCESS*

Patients seen in 24 months	Total	Change since previous quarter
Quarter ending March 2017	1,626	
Quarter ending June 2017	1,583	↓
Quarter ending September 2017	1,545	↓
Quarter ending December 2017	1,468	↓
Quarter ending March 2018	1,410	↓
Variance since March 2017	(13.3%)	↓



ACTIVITY

Cumulative percentage of contracted UDA delivered 2017 & 2018



Month	Adjusted Scheduled Activity (UDA)	
	2017	2018
April	209	135
May	430	420
June	519	604
July	867	996
August	1,241	1,203
September	1,430	1,534
October	1,793	1,864
November	2,019	2,034
December	2,383	2,330
January	2,741	2,715
February	3,312	3,194
March	3,977	3,706
April	4,110	
May	4,110	
June	4,110	

QUALITY

	Quantity	Base Number	Contract	AT	Region	England
% of FP17s for the same patient ID Re-attending within 3 months - Children	109	752	14.5%	10.5%	11.5%	11.9%
% of FP17s for the same patient ID Re-attending within 3 months - Adults	150	846	17.7%	16.1%	16.8%	16.0%
% of FP17s for the same patient ID Re-attending between 3 & 9 months - Children	296	752	39.4%	43.4%	47.7%	58.3%
% of FP17s for the same patient ID Re-attending between 3 & 9 months - Adults	339	846	40.1%	35.8%	38.2%	50.3%
% of FP17s for Band 1 Urgent Courses	130	1,001	13.0%	10.9%	10.6%	9.1%
% of FP17s Relating to Free Repair or Replacements	6	1,001	0.6%	0.5%	0.6%	0.8%
% of FP17s Relating to Continuations	2	1,001	0.2%	0.7%	0.8%	1.0%
% of Patients satisfied with the dentistry they have received	0	0	N/A	89.7%	89.3%	91.5%
% of Patients satisfied with the time they had to wait for an appointment	0	0	N/A	82.7%	84.4%	87.9%

* This is based on patients treated on this contract for their most recent course of treatment. Figures in italics indicate the base number of FP17s or Patient Questionnaire responses are less than 100. N/A is shown where the base number of responses is less than 10 during the period. % is calculated as Quantity/Base number*100

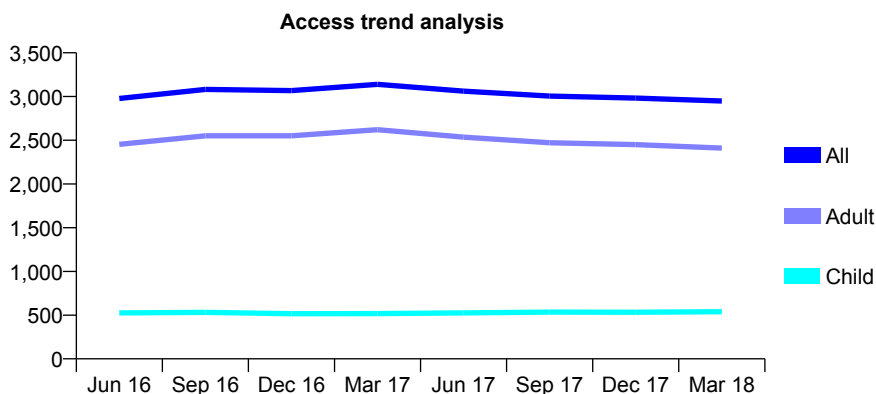
Q61 - Vital Signs At a Glance Contract Report for 198579/0001 - March 2018

Name or company name	MP Wong & Associates
Contract type name	GDS Contract
Purpose of contract	General
Contract start date	18/08/2014
Contract end date	

17/18 Contracted general activity (UDA)	8,716
Carry forward general activity (UDA)	22
17/18 Contracted orthodontic activity (UOA)	0
Carry forward orthodontic activity (UOA)	0
Baseline contract value	£241,379.86

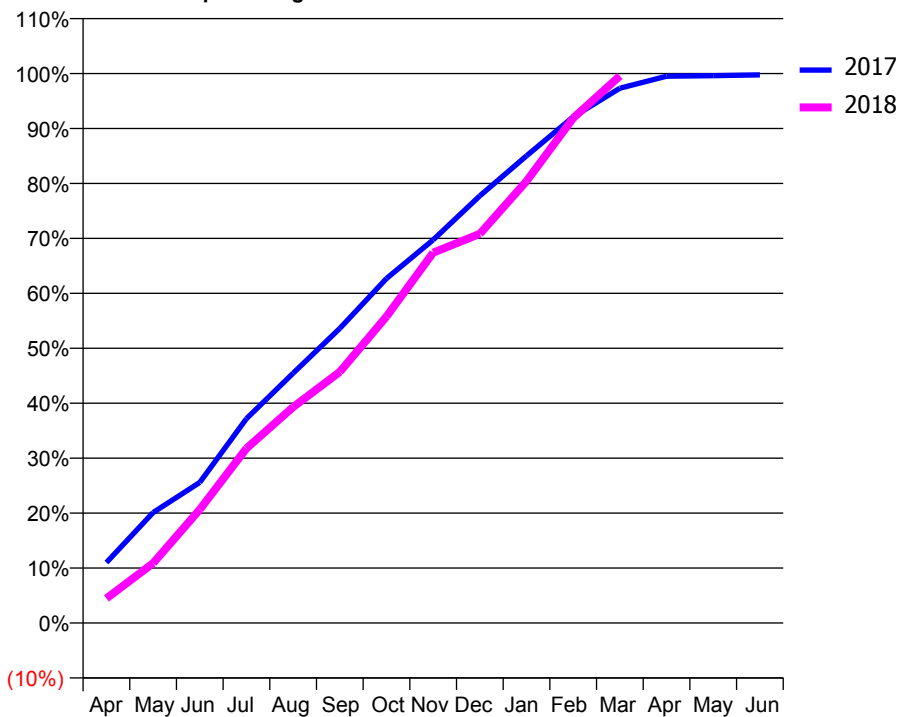
ACCESS*

Patients seen in 24 months	Total	Change since previous quarter
Quarter ending March 2017	3,139	
Quarter ending June 2017	3,061	↓
Quarter ending September 2017	3,005	↓
Quarter ending December 2017	2,983	→
Quarter ending March 2018	2,949	↓
Variance since March 2017	(6.1%)	↓



ACTIVITY

Cumulative percentage of contracted UDA delivered 2017 & 2018



Month	Adjusted Scheduled Activity (UDA)	
	2017	2018
April	960	390
May	1,752	949
June	2,230	1,801
July	3,242	2,769
August	3,963	3,426
September	4,674	3,983
October	5,465	4,862
November	6,078	5,875
December	6,775	6,173
January	7,411	7,008
February	8,028	8,008
March	8,483	8,677
April	8,673	
May	8,682	
June	8,694	

QUALITY

	Quantity	Base Number	Contract	AT	Region	England
% of FP17s for the same patient ID Re-attending within 3 months - Children	20	563	3.6%	10.5%	11.5%	11.9%
% of FP17s for the same patient ID Re-attending within 3 months - Adults	164	2,241	7.3%	16.1%	16.8%	16.0%
% of FP17s for the same patient ID Re-attending between 3 & 9 months - Children	157	563	27.9%	43.4%	47.7%	58.3%
% of FP17s for the same patient ID Re-attending between 3 & 9 months - Adults	618	2,241	27.6%	35.8%	38.2%	50.3%
% of FP17s for Band 1 Urgent Courses	188	2,707	6.9%	10.9%	10.6%	9.1%
% of FP17s Relating to Free Repair or Replacements	9	2,707	0.3%	0.5%	0.6%	0.8%
% of FP17s Relating to Continuations	18	2,707	0.7%	0.7%	0.8%	1.0%
% of Patients satisfied with the dentistry they have received	7	7	N/A	89.7%	89.3%	91.5%
% of Patients satisfied with the time they had to wait for an appointment	7	7	N/A	82.7%	84.4%	87.9%

* This is based on patients treated on this contract for their most recent course of treatment. Figures in italics indicate the base number of FP17s or Patient Questionnaire responses are less than 100. N/A is shown where the base number of responses is less than 10 during the period. % is calculated as Quantity/Base number*100

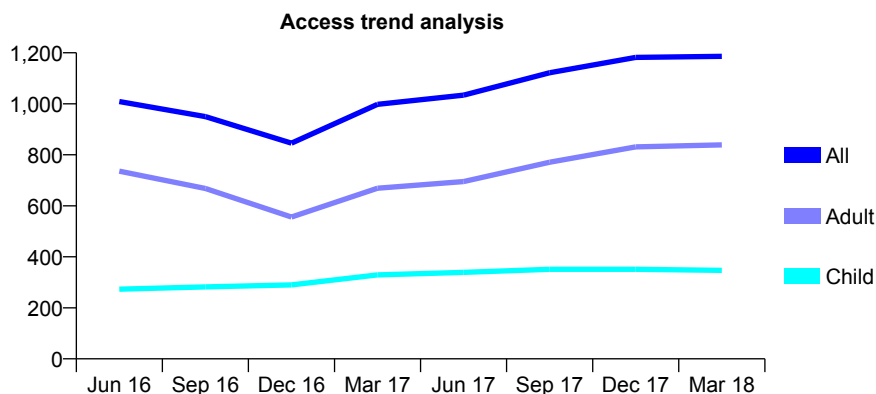
Q61 - Vital Signs At a Glance Contract Report for 198676/0001 - March 2018

Name or company name	Mrs Priya Shah and Mr Punit Shah
Contract type name	GDS Contract
Purpose of contract	General
Contract start date	01/05/2014
Contract end date	

17/18 Contracted general activity (UDA)	1,785
Carry forward general activity (UDA)	-14
17/18 Contracted orthodontic activity (UOA)	0
Carry forward orthodontic activity (UOA)	0
Baseline contract value	£49,004.58

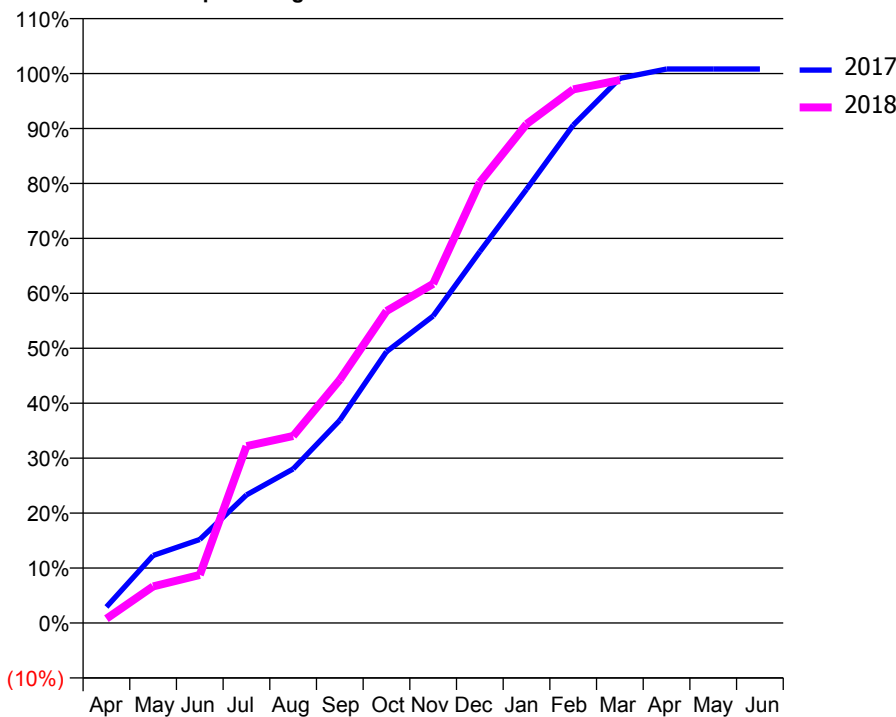
ACCESS*

Patients seen in 24 months	Total	Change since previous quarter
Quarter ending March 2017	998	
Quarter ending June 2017	1,034	↑
Quarter ending September 2017	1,122	↑
Quarter ending December 2017	1,182	↑
Quarter ending March 2018	1,186	→
Variance since March 2017	18.8%	↑



ACTIVITY

Cumulative percentage of contracted UDA delivered 2017 & 2018



Month	Adjusted Scheduled Activity (UDA)	
	2017	2018
April	52	14
May	219	119
June	271	156
July	416	575
August	500	607
September	659	790
October	881	1,013
November	997	1,102
December	1,206	1,432
January	1,409	1,621
February	1,617	1,733
March	1,769	1,764
April	1,799	
May	1,799	
June	1,799	

QUALITY

	Quantity	Base Number	Contract	AT	Region	England
% of FP17s for the same patient ID Re-attending within 3 months - Children	13	340	3.8%	10.5%	11.5%	11.9%
% of FP17s for the same patient ID Re-attending within 3 months - Adults	53	626	8.5%	16.1%	16.8%	16.0%
% of FP17s for the same patient ID Re-attending between 3 & 9 months - Children	134	340	39.4%	43.4%	47.7%	58.3%
% of FP17s for the same patient ID Re-attending between 3 & 9 months - Adults	79	626	12.6%	35.8%	38.2%	50.3%
% of FP17s for Band 1 Urgent Courses	89	953	9.3%	10.9%	10.6%	9.1%
% of FP17s Relating to Free Repair or Replacements	2	953	0.2%	0.5%	0.6%	0.8%
% of FP17s Relating to Continuations	3	953	0.3%	0.7%	0.8%	1.0%
% of Patients satisfied with the dentistry they have received	0	0	N/A	89.7%	89.3%	91.5%
% of Patients satisfied with the time they had to wait for an appointment	0	0	N/A	82.7%	84.4%	87.9%

* This is based on patients treated on this contract for their most recent course of treatment. Figures in italics indicate the base number of FP17s or Patient Questionnaire responses are less than 100. N/A is shown where the base number of responses is less than 10 during the period. % is calculated as Quantity/Base number*100

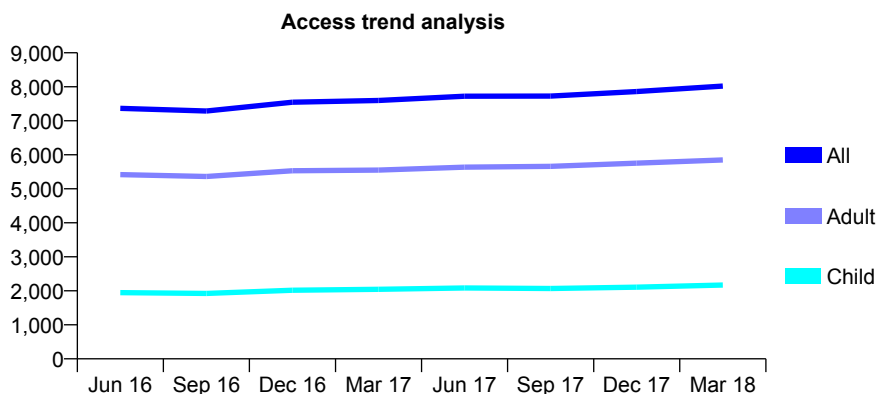
Q61 - Vital Signs At a Glance Contract Report for 198781/0001 - March 2018

Name or company name	Orchard Road (DS) Limited
Contract type name	GDS Contract
Purpose of contract	General
Contract start date	01/08/2011
Contract end date	

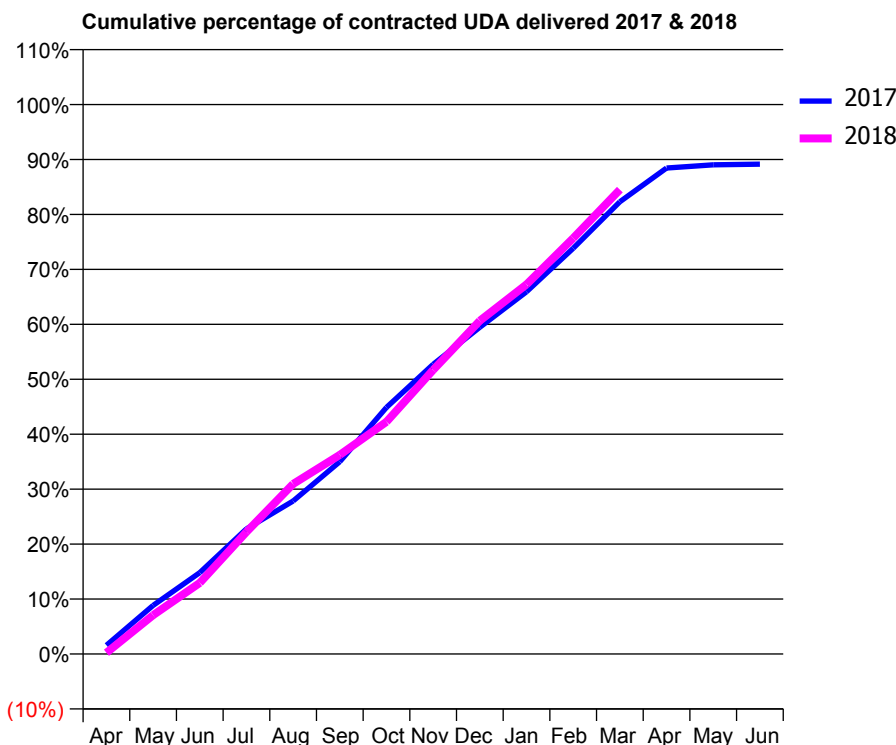
17/18 Contracted general activity (UDA)	26,107
Carry forward general activity (UDA)	0
17/18 Contracted orthodontic activity (UOA)	0
Carry forward orthodontic activity (UOA)	0
Baseline contract value	£759,446.87

ACCESS*

Patients seen in 24 months	Total	Change since previous quarter
Quarter ending March 2017	7,597	
Quarter ending June 2017	7,722	→
Quarter ending September 2017	7,728	→
Quarter ending December 2017	7,861	→
Quarter ending March 2018	8,020	↑
Variance since March 2017	5.6%	↑



ACTIVITY



Month	Adjusted Scheduled Activity (UDA)	
	2017	2018
April	415	60
May	2,311	1,845
June	3,870	3,380
July	5,943	5,801
August	7,273	8,080
September	9,138	9,462
October	11,720	11,033
November	13,763	13,500
December	15,525	15,837
January	17,210	17,558
February	19,273	19,758
March	21,489	22,065
April	23,091	
May	23,244	
June	23,272	

QUALITY

	Quantity	Base Number	Contract	AT	Region	England
% of FP17s for the same patient ID Re-attending within 3 months - Children	182	2,311	7.9%	10.5%	11.5%	11.9%
% of FP17s for the same patient ID Re-attending within 3 months - Adults	1,011	6,223	16.2%	16.1%	16.8%	16.0%
% of FP17s for the same patient ID Re-attending between 3 & 9 months - Children	783	2,311	33.9%	43.4%	47.7%	58.3%
% of FP17s for the same patient ID Re-attending between 3 & 9 months - Adults	1,860	6,223	29.9%	35.8%	38.2%	50.3%
% of FP17s for Band 1 Urgent Courses	983	8,003	12.3%	10.9%	10.6%	9.1%
% of FP17s Relating to Free Repair or Replacements	47	8,003	0.6%	0.5%	0.6%	0.8%
% of FP17s Relating to Continuations	134	8,003	1.7%	0.7%	0.8%	1.0%
% of Patients satisfied with the dentistry they have received	8	8	N/A	89.7%	89.3%	91.5%
% of Patients satisfied with the time they had to wait for an appointment	7	8	N/A	82.7%	84.4%	87.9%

* This is based on patients treated on this contract for their most recent course of treatment. Figures in italics indicate the base number of FP17s or Patient Questionnaire responses are less than 100. N/A is shown where the base number of responses is less than 10 during the period. % is calculated as Quantity/Base number*100

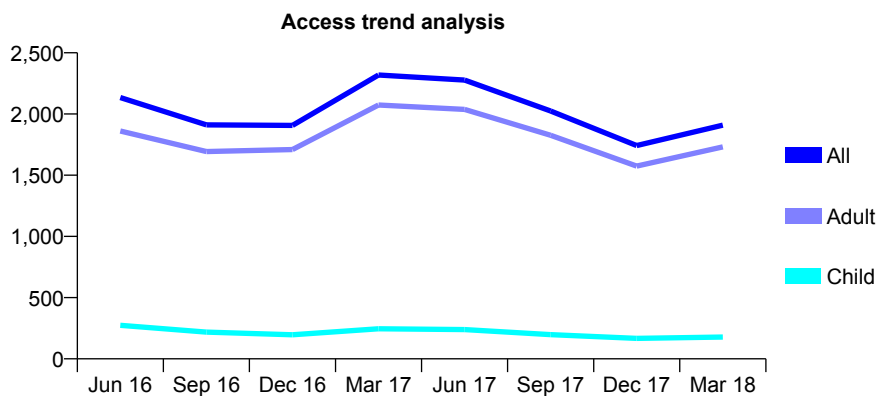
Q61 - Vital Signs At a Glance Contract Report for 199400/0001 - March 2018

Name or company name	Drs D & J Levenstein
Contract type name	GDS Contract
Purpose of contract	General
Contract start date	01/12/2011
Contract end date	

17/18 Contracted general activity (UDA)	6,501
Carry forward general activity (UDA)	0
17/18 Contracted orthodontic activity (UOA)	0
Carry forward orthodontic activity (UOA)	0
Baseline contract value	£208,631.56

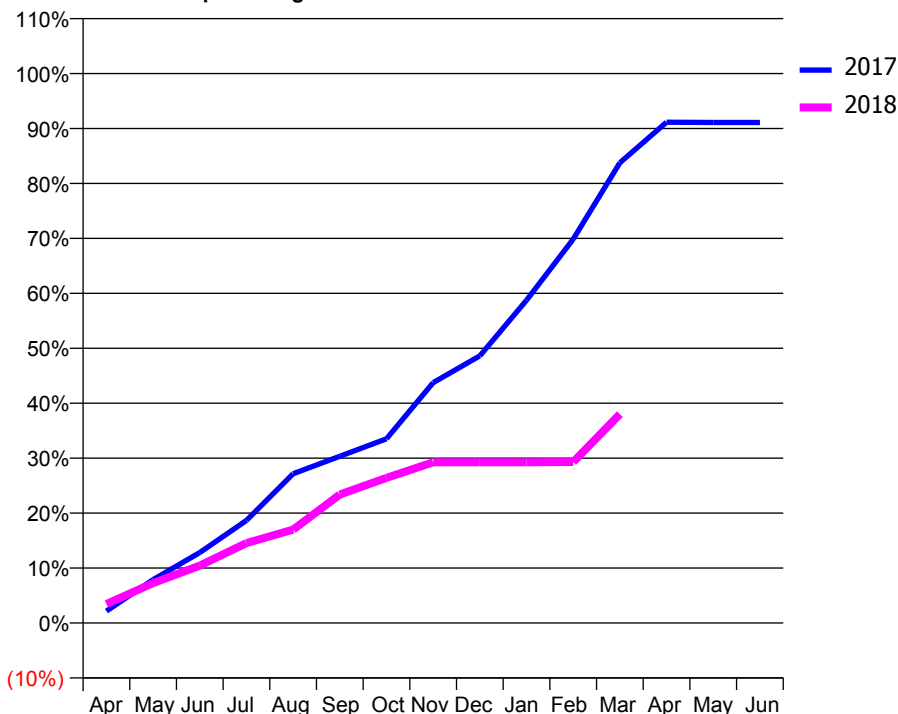
ACCESS*

Patients seen in 24 months	Total	Change since previous quarter
Quarter ending March 2017	2,319	
Quarter ending June 2017	2,277	↓
Quarter ending September 2017	2,024	↓
Quarter ending December 2017	1,742	↓
Quarter ending March 2018	1,909	↑
Variance since March 2017	(17.7%)	↓



ACTIVITY

Cumulative percentage of contracted UDA delivered 2017 & 2018



Month	Adjusted Scheduled Activity (UDA)	
	2017	2018
April	141	225
May	514	472
June	834	679
July	1,214	946
August	1,767	1,106
September	1,972	1,520
October	2,179	1,718
November	2,844	1,902
December	3,161	1,902
January	3,818	1,902
February	4,541	1,905
March	5,445	2,471
April	5,924	
May	5,921	
June	5,921	

QUALITY

	Quantity	Base Number	Contract	AT	Region	England
% of FP17s for the same patient ID Re-attending within 3 months - Children	15	151	9.9%	10.5%	11.5%	11.9%
% of FP17s for the same patient ID Re-attending within 3 months - Adults	133	1,185	11.2%	16.1%	16.8%	16.0%
% of FP17s for the same patient ID Re-attending between 3 & 9 months - Children	21	151	13.9%	43.4%	47.7%	58.3%
% of FP17s for the same patient ID Re-attending between 3 & 9 months - Adults	175	1,185	14.8%	35.8%	38.2%	50.3%
% of FP17s for Band 1 Urgent Courses	275	1,171	23.5%	10.9%	10.6%	9.1%
% of FP17s Relating to Free Repair or Replacements	11	1,171	0.9%	0.5%	0.6%	0.8%
% of FP17s Relating to Continuations	3	1,171	0.3%	0.7%	0.8%	1.0%
% of Patients satisfied with the dentistry they have received	0	0	N/A	89.7%	89.3%	91.5%
% of Patients satisfied with the time they had to wait for an appointment	0	0	N/A	82.7%	84.4%	87.9%

* This is based on patients treated on this contract for their most recent course of treatment. Figures in italics indicate the base number of FP17s or Patient Questionnaire responses are less than 100. N/A is shown where the base number of responses is less than 10 during the period. % is calculated as Quantity/Base number*100

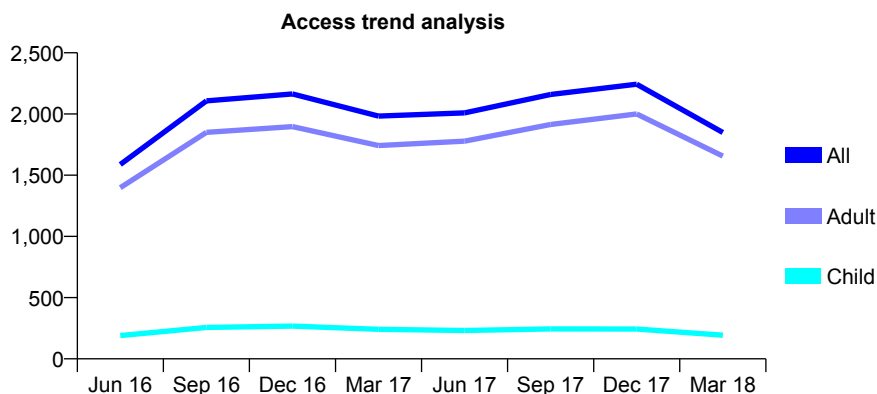
Q61 - Vital Signs At a Glance Contract Report for 199400/0002 - March 2018

Name or company name	Drs D & J Levenstein
Contract type name	PDS Contract
Purpose of contract	General
Contract start date	01/04/2012
Contract end date	31/03/2022

17/18 Contracted general activity (UDA)	5,249
Carry forward general activity (UDA)	0
17/18 Contracted orthodontic activity (UOA)	0
Carry forward orthodontic activity (UOA)	0
Baseline contract value	£219,205.76

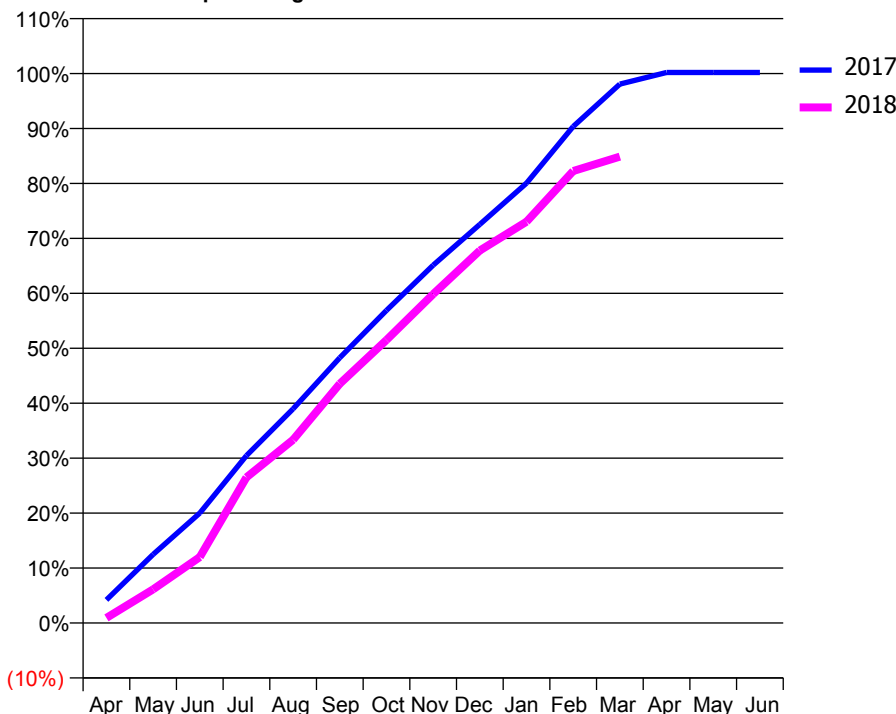
ACCESS*

Patients seen in 24 months	Total	Change since previous quarter
Quarter ending March 2017	1,983	
Quarter ending June 2017	2,009	→
Quarter ending September 2017	2,160	↑
Quarter ending December 2017	2,243	↑
Quarter ending March 2018	1,849	↓
Variance since March 2017	(6.8%)	↓



ACTIVITY

Cumulative percentage of contracted UDA delivered 2017 & 2018



Adjusted Scheduled Activity (UDA)

Month	2017	2018
April	221	49
May	655	322
June	1,051	630
July	1,599	1,392
August	2,047	1,751
September	2,534	2,286
October	2,986	2,704
November	3,418	3,141
December	3,808	3,558
January	4,201	3,833
February	4,743	4,318
March	5,148	4,455
April	5,259	
May	5,259	
June	5,259	

QUALITY

	Quantity	Base Number	Contract	AT	Region	England
% of FP17s for the same patient ID Re-attending within 3 months - Children	16	222	7.2%	10.5%	11.5%	11.9%
% of FP17s for the same patient ID Re-attending within 3 months - Adults	214	1,798	11.9%	16.1%	16.8%	16.0%
% of FP17s for the same patient ID Re-attending between 3 & 9 months - Children	45	222	20.3%	43.4%	47.7%	58.3%
% of FP17s for the same patient ID Re-attending between 3 & 9 months - Adults	274	1,798	15.2%	35.8%	38.2%	50.3%
% of FP17s for Band 1 Urgent Courses	641	1,966	32.6%	10.9%	10.6%	9.1%
% of FP17s Relating to Free Repair or Replacements	14	1,966	0.7%	0.5%	0.6%	0.8%
% of FP17s Relating to Continuations	15	1,966	0.8%	0.7%	0.8%	1.0%
% of Patients satisfied with the dentistry they have received	0	0	N/A	89.7%	89.3%	91.5%
% of Patients satisfied with the time they had to wait for an appointment	0	0	N/A	82.7%	84.4%	87.9%

* This is based on patients treated on this contract for their most recent course of treatment. Figures in italics indicate the base number of FP17s or Patient Questionnaire responses are less than 100. N/A is shown where the base number of responses is less than 10 during the period. % is calculated as Quantity/Base number*100

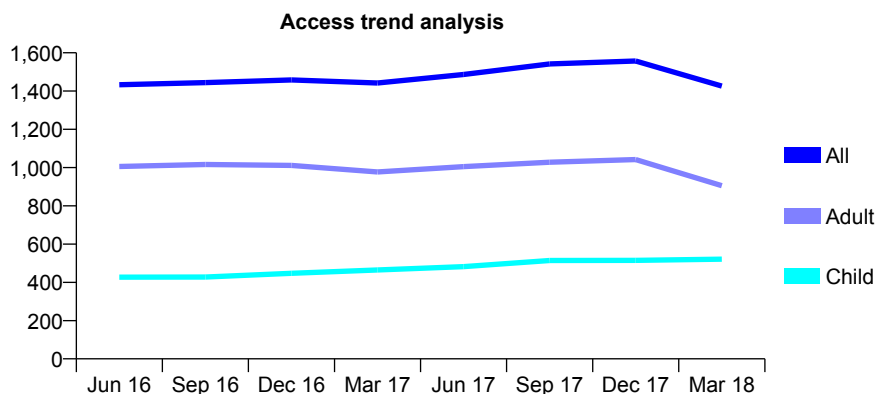
Q61 - Vital Signs At a Glance Contract Report for 199478/0001 - March 2018

Name or company name	Mr M Siddiqui & Ms S Sheikh
Contract type name	GDS Contract
Purpose of contract	General
Contract start date	01/02/2012
Contract end date	

17/18 Contracted general activity (UDA)	5,441
Carry forward general activity (UDA)	-79
17/18 Contracted orthodontic activity (UOA)	0
Carry forward orthodontic activity (UOA)	0
Baseline contract value	£179,904.80

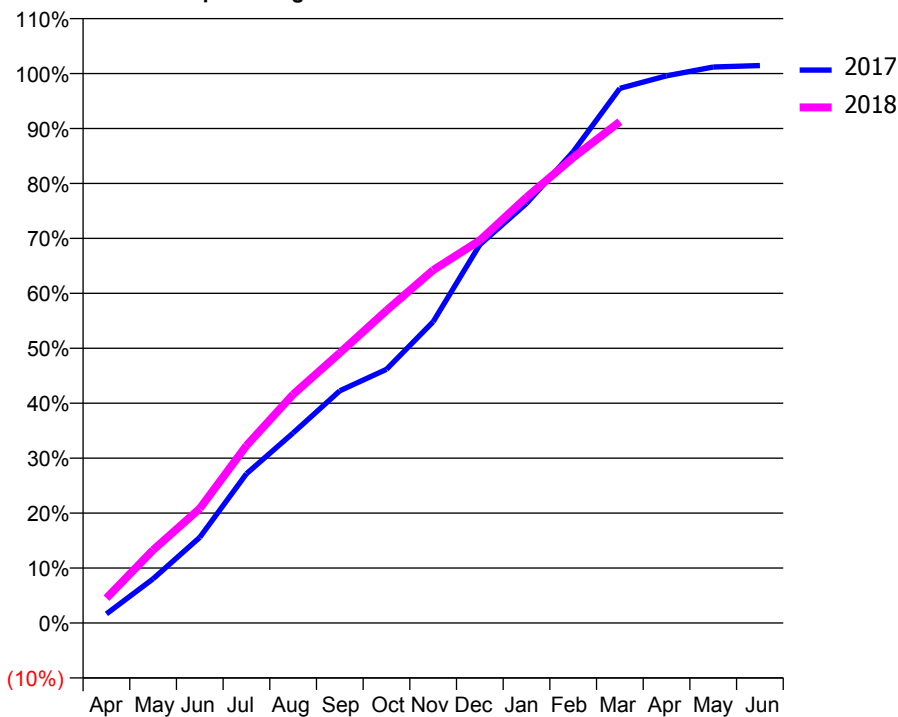
ACCESS*

Patients seen in 24 months	Total	Change since previous quarter
Quarter ending March 2017	1,442	
Quarter ending June 2017	1,487	↑
Quarter ending September 2017	1,542	↑
Quarter ending December 2017	1,557	→
Quarter ending March 2018	1,426	↓
Variance since March 2017	(1.1%)	↓



ACTIVITY

Cumulative percentage of contracted UDA delivered 2017 & 2018



Month	Adjusted Scheduled Activity (UDA)	
	2017	2018
April	90	247
May	437	723
June	849	1,133
July	1,478	1,756
August	1,882	2,264
September	2,299	2,674
October	2,512	3,094
November	2,983	3,494
December	3,747	3,789
January	4,155	4,215
February	4,666	4,609
March	5,293	4,964
April	5,419	
May	5,505	
June	5,520	

QUALITY

	Quantity	Base Number	Contract	AT	Region	England
% of FP17s for the same patient ID Re-attending within 3 months - Children	45	474	9.5%	10.5%	11.5%	11.9%
% of FP17s for the same patient ID Re-attending within 3 months - Adults	133	818	16.3%	16.1%	16.8%	16.0%
% of FP17s for the same patient ID Re-attending between 3 & 9 months - Children	102	474	21.5%	43.4%	47.7%	58.3%
% of FP17s for the same patient ID Re-attending between 3 & 9 months - Adults	169	818	20.7%	35.8%	38.2%	50.3%
% of FP17s for Band 1 Urgent Courses	258	1,005	25.7%	10.9%	10.6%	9.1%
% of FP17s Relating to Free Repair or Replacements	4	1,005	0.4%	0.5%	0.6%	0.8%
% of FP17s Relating to Continuations	1	1,005	0.1%	0.7%	0.8%	1.0%
% of Patients satisfied with the dentistry they have received	2	2	N/A	89.7%	89.3%	91.5%
% of Patients satisfied with the time they had to wait for an appointment	2	2	N/A	82.7%	84.4%	87.9%

* This is based on patients treated on this contract for their most recent course of treatment. Figures in italics indicate the base number of FP17s or Patient Questionnaire responses are less than 100. N/A is shown where the base number of responses is less than 10 during the period. % is calculated as Quantity/Base number*100

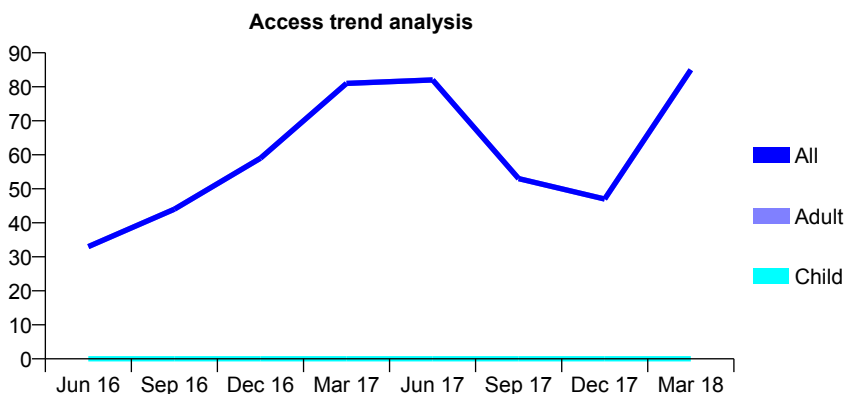
Q61 - Vital Signs At a Glance Contract Report for 199850/0002 - March 2018

Name or company name	The Brace Orthodontic Centre
Contract type name	PDS Contract
Purpose of contract	General
Contract start date	01/01/2010
Contract end date	31/03/2018

17/18 Contracted general activity (UDA)	300
Carry forward general activity (UDA)	0
17/18 Contracted orthodontic activity (UOA)	0
Carry forward orthodontic activity (UOA)	0
Baseline contract value	£53,752.08

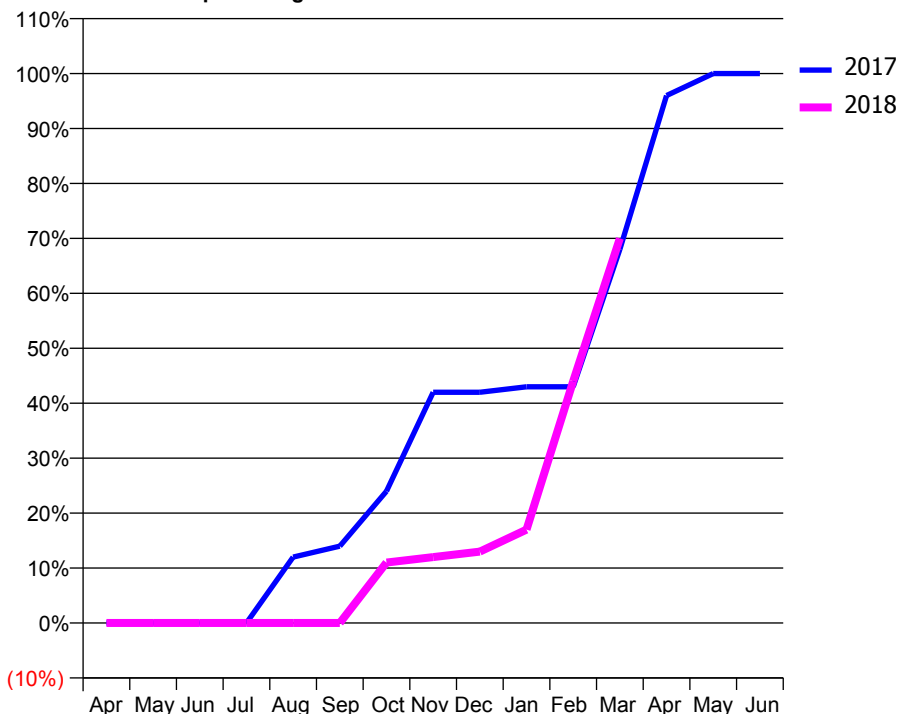
ACCESS*

Patients seen in 24 months	Total	Change since previous quarter
Quarter ending March 2017	81	
Quarter ending June 2017	82	→
Quarter ending September 2017	53	↓
Quarter ending December 2017	47	↓
Quarter ending March 2018	85	↑
Variance since March 2017	4.9%	↑



ACTIVITY

Cumulative percentage of contracted UDA delivered 2017 & 2018



Month	Adjusted Scheduled Activity (UDA)	
	2017	2018
April	0	0
May	0	0
June	0	0
July	0	0
August	36	0
September	42	0
October	72	33
November	126	36
December	126	39
January	129	51
February	129	132
March	204	210
April	288	
May	300	
June	300	

QUALITY

	Quantity	Base Number	Contract	AT	Region	England
% of FP17s for the same patient ID Re-attending within 3 months - Children	0	0	N/A	10.5%	11.5%	11.9%
% of FP17s for the same patient ID Re-attending within 3 months - Adults	0	106	0.0%	16.1%	16.8%	16.0%
% of FP17s for the same patient ID Re-attending between 3 & 9 months - Children	0	0	N/A	43.4%	47.7%	58.3%
% of FP17s for the same patient ID Re-attending between 3 & 9 months - Adults	0	106	0.0%	35.8%	38.2%	50.3%
% of FP17s for Band 1 Urgent Courses	0	74	0.0%	10.9%	10.6%	9.1%
% of FP17s Relating to Free Repair or Replacements	0	74	0.0%	0.5%	0.6%	0.8%
% of FP17s Relating to Continuations	0	74	0.0%	0.7%	0.8%	1.0%
% of Patients satisfied with the dentistry they have received	0	0	N/A	89.7%	89.3%	91.5%
% of Patients satisfied with the time they had to wait for an appointment	0	0	N/A	82.7%	84.4%	87.9%

* This is based on patients treated on this contract for their most recent course of treatment. Figures in italics indicate the base number of FP17s or Patient Questionnaire responses are less than 100. N/A is shown where the base number of responses is less than 10 during the period. % is calculated as Quantity/Base number*100

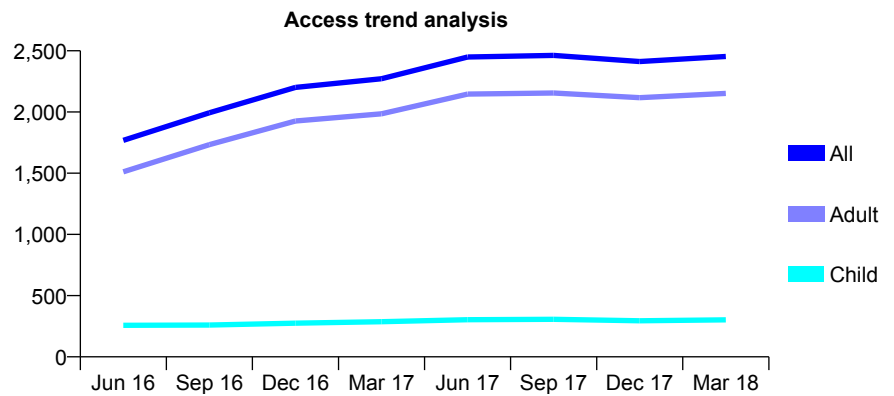
Q61 - Vital Signs At a Glance Contract Report for 207799/0002 - March 2018

Name or company name	MR RS LEVY
Contract type name	GDS Contract
Purpose of contract	General
Contract start date	01/07/2015
Contract end date	

17/18 Contracted general activity (UDA)	7,700
Carry forward general activity (UDA)	1,570
17/18 Contracted orthodontic activity (UOA)	0
Carry forward orthodontic activity (UOA)	0
Baseline contract value	£230,953.62

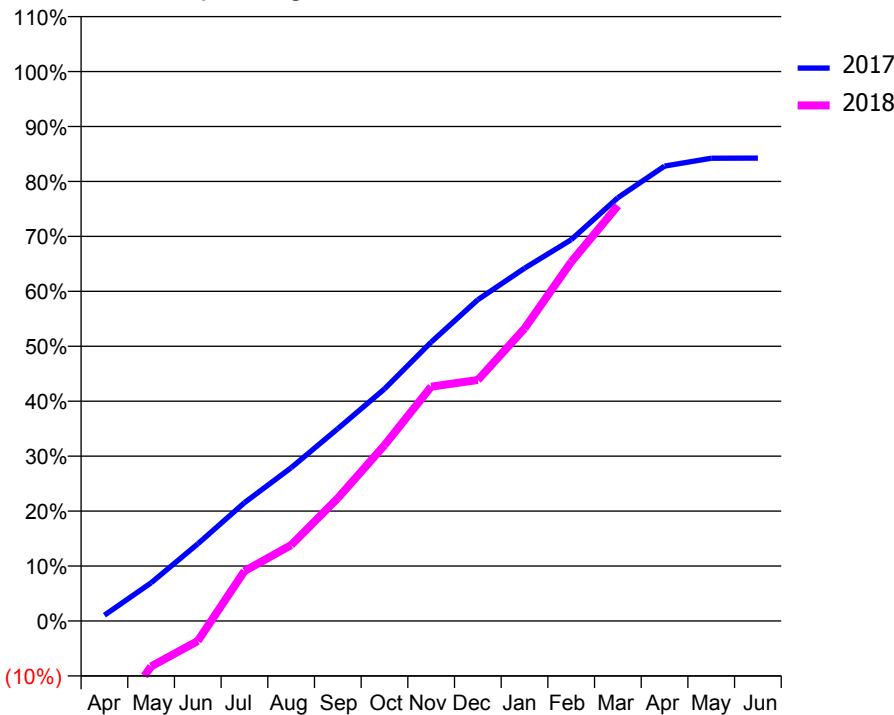
ACCESS*

Patients seen in 24 months	Total	Change since previous quarter
Quarter ending March 2017	2,272	
Quarter ending June 2017	2,449	↑
Quarter ending September 2017	2,462	→
Quarter ending December 2017	2,412	↓
Quarter ending March 2018	2,454	→
Variance since March 2017	8.0%	↑



ACTIVITY

Cumulative percentage of contracted UDA delivered 2017 & 2018



Month	Adjusted Scheduled Activity (UDA)	
	2017	2018
April	105	-1,570
May	695	-639
June	1,403	-280
July	2,153	700
August	2,788	1,064
September	3,500	1,721
October	4,223	2,463
November	5,076	3,283
December	5,848	3,377
January	6,419	4,098
February	6,939	5,031
March	7,704	5,819
April	8,279	
May	8,422	
June	8,425	

QUALITY

	Quantity	Base Number	Contract	AT	Region	England
% of FP17s for the same patient ID Re-attending within 3 months - Children	27	410	6.6%	10.5%	11.5%	11.9%
% of FP17s for the same patient ID Re-attending within 3 months - Adults	276	2,455	11.2%	16.1%	16.8%	16.0%
% of FP17s for the same patient ID Re-attending between 3 & 9 months - Children	198	410	48.3%	43.4%	47.7%	58.3%
% of FP17s for the same patient ID Re-attending between 3 & 9 months - Adults	1,110	2,455	45.2%	35.8%	38.2%	50.3%
% of FP17s for Band 1 Urgent Courses	263	2,623	10.0%	10.9%	10.6%	9.1%
% of FP17s Relating to Free Repair or Replacements	8	2,623	0.3%	0.5%	0.6%	0.8%
% of FP17s Relating to Continuations	19	2,623	0.7%	0.7%	0.8%	1.0%
% of Patients satisfied with the dentistry they have received	3	3	N/A	89.7%	89.3%	91.5%
% of Patients satisfied with the time they had to wait for an appointment	3	3	N/A	82.7%	84.4%	87.9%

* This is based on patients treated on this contract for their most recent course of treatment. Figures in italics indicate the base number of FP17s or Patient Questionnaire responses are less than 100. N/A is shown where the base number of responses is less than 10 during the period. % is calculated as Quantity/Base number*100

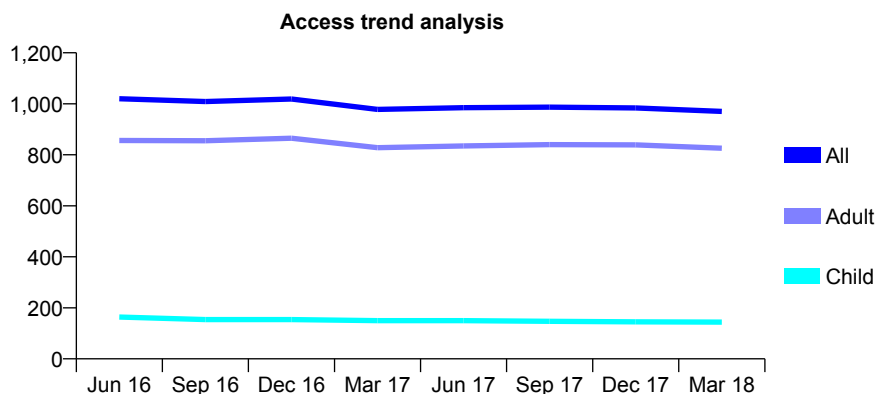
Q61 - Vital Signs At a Glance Contract Report for 208493/0001 - March 2018

Name or company name	MR PC WEE
Contract type name	GDS Contract
Purpose of contract	General
Contract start date	01/04/2006
Contract end date	

17/18 Contracted general activity (UDA)	3,505
Carry forward general activity (UDA)	10
17/18 Contracted orthodontic activity (UOA)	0
Carry forward orthodontic activity (UOA)	0
Baseline contract value	£106,447.92

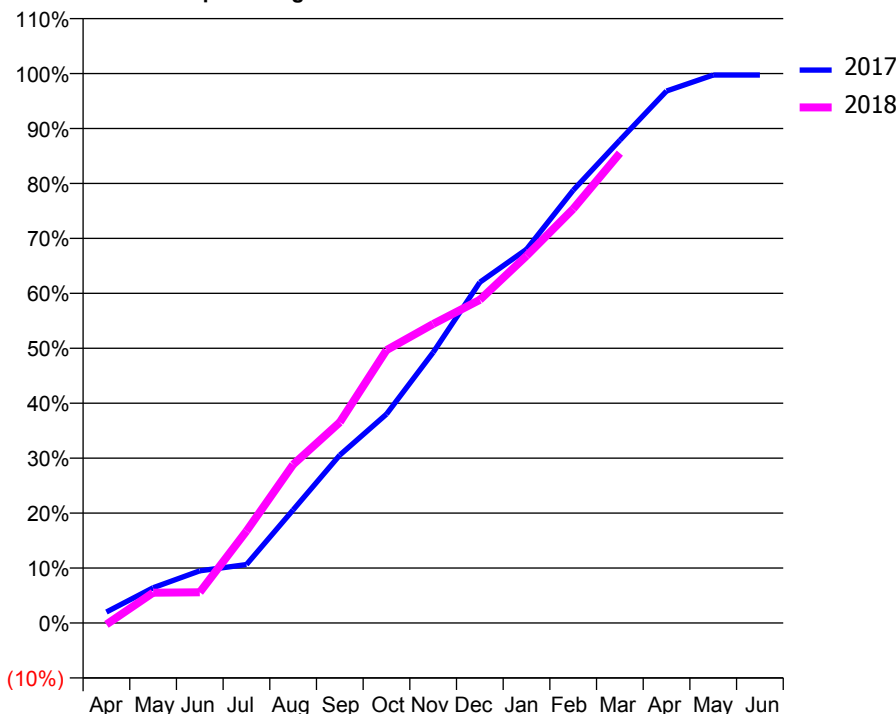
ACCESS*

Patients seen in 24 months	Total	Change since previous quarter
Quarter ending March 2017	978	
Quarter ending June 2017	985	→
Quarter ending September 2017	987	→
Quarter ending December 2017	984	→
Quarter ending March 2018	970	↓
Variance since March 2017	(0.8%)	→



ACTIVITY

Cumulative percentage of contracted UDA delivered 2017 & 2018



Month	Adjusted Scheduled Activity (UDA)	
	2017	2018
April	70	-10
May	225	194
June	333	196
July	373	586
August	722	1,011
September	1,071	1,281
October	1,332	1,741
November	1,726	1,907
December	2,174	2,061
January	2,384	2,342
February	2,760	2,641
March	3,079	2,997
April	3,393	
May	3,495	
June	3,495	

QUALITY

	Quantity	Base Number	Contract	AT	Region	England
% of FP17s for the same patient ID Re-attending within 3 months - Children	3	130	2.3%	10.5%	11.5%	11.9%
% of FP17s for the same patient ID Re-attending within 3 months - Adults	97	932	10.4%	16.1%	16.8%	16.0%
% of FP17s for the same patient ID Re-attending between 3 & 9 months - Children	64	130	49.2%	43.4%	47.7%	58.3%
% of FP17s for the same patient ID Re-attending between 3 & 9 months - Adults	465	932	49.9%	35.8%	38.2%	50.3%
% of FP17s for Band 1 Urgent Courses	46	920	5.0%	10.9%	10.6%	9.1%
% of FP17s Relating to Free Repair or Replacements	0	920	0.0%	0.5%	0.6%	0.8%
% of FP17s Relating to Continuations	0	920	0.0%	0.7%	0.8%	1.0%
% of Patients satisfied with the dentistry they have received	1	1	N/A	89.7%	89.3%	91.5%
% of Patients satisfied with the time they had to wait for an appointment	1	1	N/A	82.7%	84.4%	87.9%

* This is based on patients treated on this contract for their most recent course of treatment. Figures in italics indicate the base number of FP17s or Patient Questionnaire responses are less than 100. N/A is shown where the base number of responses is less than 10 during the period. % is calculated as Quantity/Base number*100

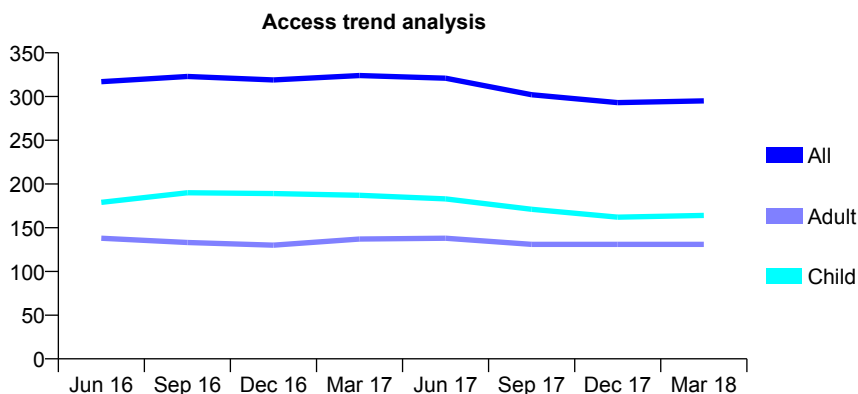
Q61 - Vital Signs At a Glance Contract Report for 209392/0001 - March 2018

Name or company name	MR LH BAUM
Contract type name	GDS Contract
Purpose of contract	General
Contract start date	01/04/2006
Contract end date	

17/18 Contracted general activity (UDA)	703
Carry forward general activity (UDA)	-4
17/18 Contracted orthodontic activity (UOA)	0
Carry forward orthodontic activity (UOA)	0
Baseline contract value	£15,837.64

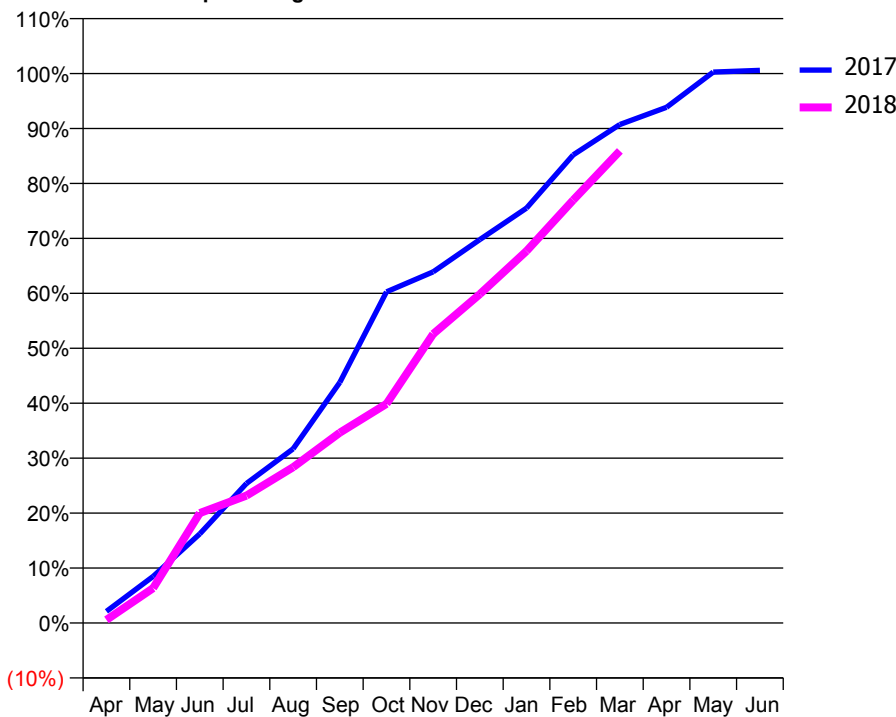
ACCESS*

Patients seen in 24 months	Total	Change since previous quarter
Quarter ending March 2017	324	
Quarter ending June 2017	321	→
Quarter ending September 2017	302	↓
Quarter ending December 2017	293	↓
Quarter ending March 2018	295	→
Variance since March 2017	(9.0%)	↓



ACTIVITY

Cumulative percentage of contracted UDA delivered 2017 & 2018



Month	Adjusted Scheduled Activity (UDA)	
	2017	2018
April	15	4
May	60	45
June	114	141
July	179	163
August	223	199
September	308	244
October	424	280
November	449	370
December	491	421
January	531	476
February	599	541
March	638	604
April	660	
May	705	
June	707	

QUALITY

	Quantity	Base Number	Contract	AT	Region	England
% of FP17s for the same patient ID Re-attending within 3 months - Children	14	208	6.7%	10.5%	11.5%	11.9%
% of FP17s for the same patient ID Re-attending within 3 months - Adults	10	107	9.3%	16.1%	16.8%	16.0%
% of FP17s for the same patient ID Re-attending between 3 & 9 months - Children	91	208	43.8%	43.4%	47.7%	58.3%
% of FP17s for the same patient ID Re-attending between 3 & 9 months - Adults	51	107	47.7%	35.8%	38.2%	50.3%
% of FP17s for Band 1 Urgent Courses	20	280	7.1%	10.9%	10.6%	9.1%
% of FP17s Relating to Free Repair or Replacements	0	280	0.0%	0.5%	0.6%	0.8%
% of FP17s Relating to Continuations	0	280	0.0%	0.7%	0.8%	1.0%
% of Patients satisfied with the dentistry they have received	0	0	N/A	89.7%	89.3%	91.5%
% of Patients satisfied with the time they had to wait for an appointment	0	0	N/A	82.7%	84.4%	87.9%

* This is based on patients treated on this contract for their most recent course of treatment. Figures in italics indicate the base number of FP17s or Patient Questionnaire responses are less than 100. N/A is shown where the base number of responses is less than 10 during the period. % is calculated as Quantity/Base number*100

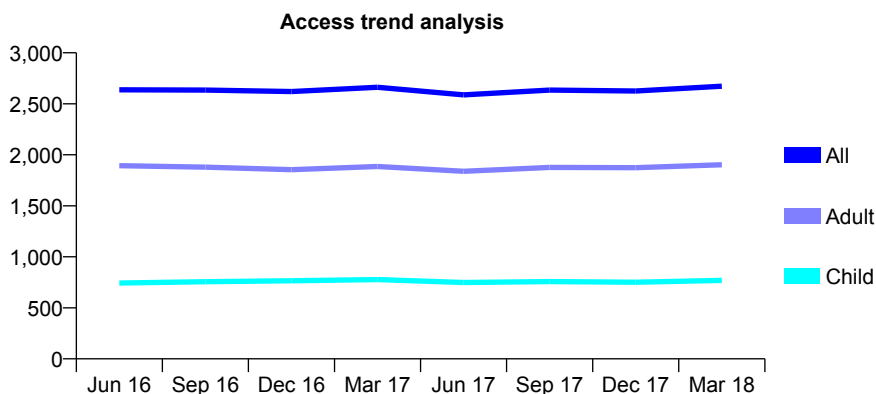
Q61 - Vital Signs At a Glance Contract Report for 215260/0002 - March 2018

Name or company name	MR M WIEDER
Contract type name	GDS Contract
Purpose of contract	General and Orthodontic
Contract start date	01/04/2006
Contract end date	

17/18 Contracted general activity (UDA)	8,606
Carry forward general activity (UDA)	54
17/18 Contracted orthodontic activity (UOA)	119
Carry forward orthodontic activity (UOA)	0
Baseline contract value	£245,262.83

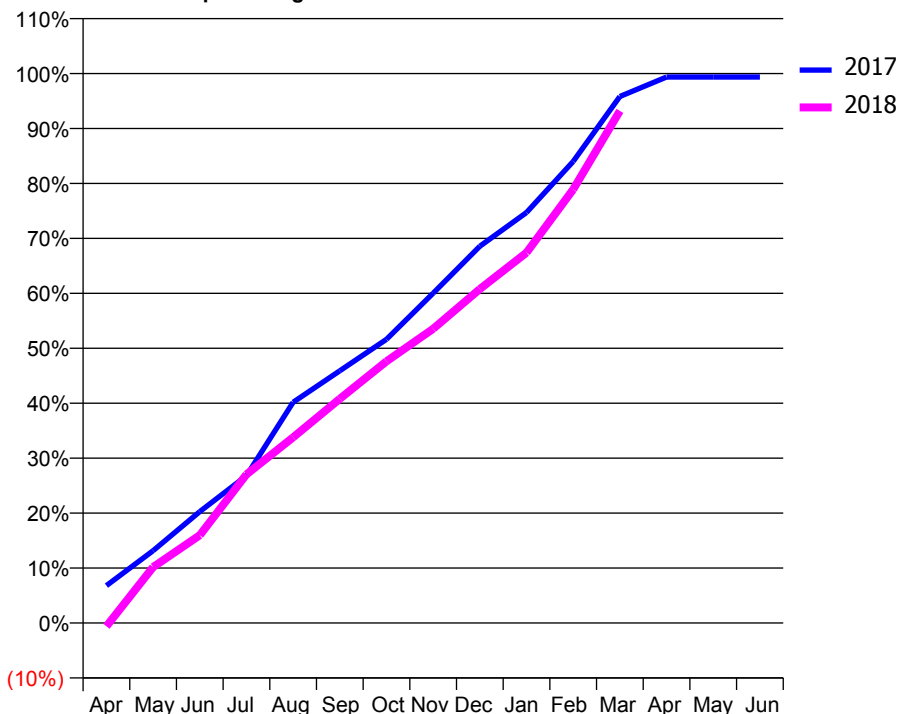
ACCESS*

Patients seen in 24 months	Total	Change since previous quarter
Quarter ending March 2017	2,662	
Quarter ending June 2017	2,587	↓
Quarter ending September 2017	2,635	→
Quarter ending December 2017	2,625	→
Quarter ending March 2018	2,672	→
Variance since March 2017	0.4%	→



ACTIVITY

Cumulative percentage of contracted UDA delivered 2017 & 2018



Month	Adjusted Scheduled Activity (UDA)	
	2017	2018
April	586	-54
May	1,134	876
June	1,746	1,375
July	2,308	2,328
August	3,457	2,907
September	3,951	3,512
October	4,444	4,098
November	5,167	4,609
December	5,902	5,230
January	6,430	5,801
February	7,229	6,790
March	8,245	8,021
April	8,551	
May	8,551	
June	8,552	

QUALITY

	Quantity	Base Number	Contract	AT	Region	England
% of FP17s for the same patient ID Re-attending within 3 months - Children	91	947	9.6%	10.5%	11.5%	11.9%
% of FP17s for the same patient ID Re-attending within 3 months - Adults	424	2,253	18.8%	16.1%	16.8%	16.0%
% of FP17s for the same patient ID Re-attending between 3 & 9 months - Children	443	947	46.8%	43.4%	47.7%	58.3%
% of FP17s for the same patient ID Re-attending between 3 & 9 months - Adults	841	2,253	37.3%	35.8%	38.2%	50.3%
% of FP17s for Band 1 Urgent Courses	266	2,696	9.9%	10.9%	10.6%	9.1%
% of FP17s Relating to Free Repair or Replacements	23	2,696	0.9%	0.5%	0.6%	0.8%
% of FP17s Relating to Continuations	56	2,696	2.1%	0.7%	0.8%	1.0%
% of Patients satisfied with the dentistry they have received	2	2	N/A	89.7%	89.3%	91.5%
% of Patients satisfied with the time they had to wait for an appointment	2	2	N/A	82.7%	84.4%	87.9%

* This is based on patients treated on this contract for their most recent course of treatment. Figures in italics indicate the base number of FP17s or Patient Questionnaire responses are less than 100. N/A is shown where the base number of responses is less than 10 during the period. % is calculated as Quantity/Base number*100

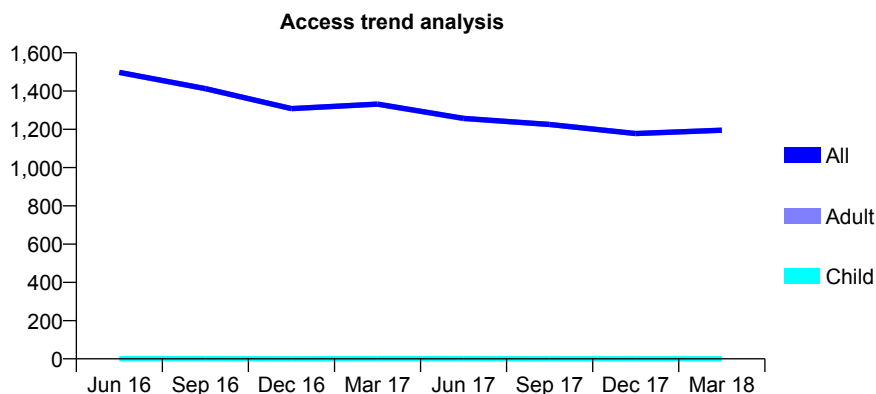
Q61 - Vital Signs At a Glance Contract Report for 215481/0001 - March 2018

Name or company name	MRS CK JONES
Contract type name	GDS Contract
Purpose of contract	General
Contract start date	01/04/2006
Contract end date	

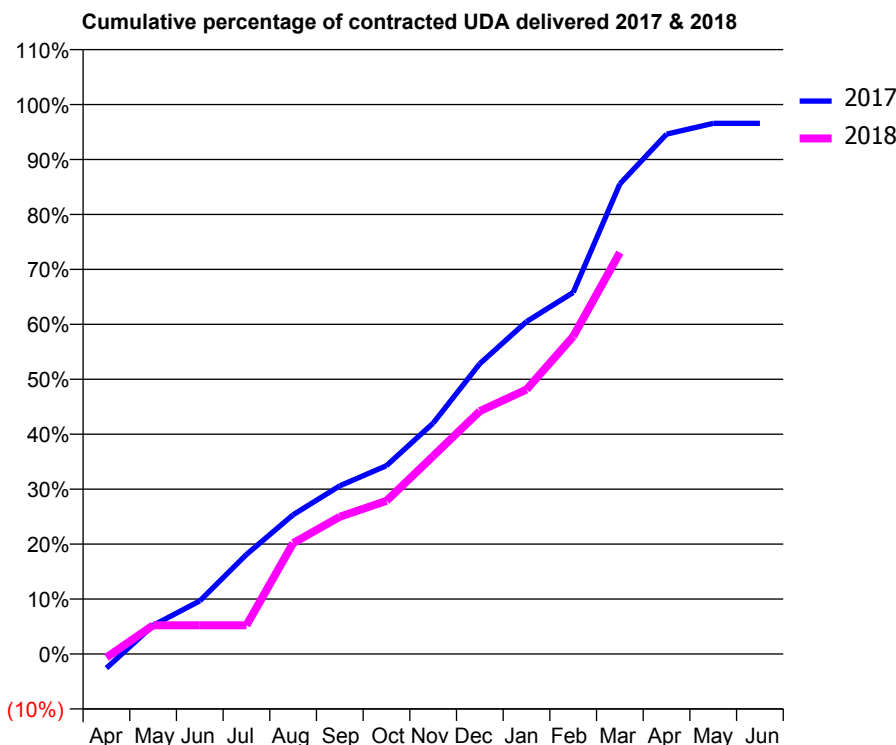
17/18 Contracted general activity (UDA)	3,255
Carry forward general activity (UDA)	112
17/18 Contracted orthodontic activity (UOA)	0
Carry forward orthodontic activity (UOA)	0
Baseline contract value	£79,403.15

ACCESS*

Patients seen in 24 months	Total	Change since previous quarter
Quarter ending March 2017	1,332	
Quarter ending June 2017	1,257	↓
Quarter ending September 2017	1,225	↓
Quarter ending December 2017	1,178	↓
Quarter ending March 2018	1,195	→
Variance since March 2017	(10.3%)	↓



ACTIVITY



Month	Adjusted Scheduled Activity (UDA)	
	2017	2018
April	-84	-21
May	170	171
June	314	171
July	590	171
August	825	657
September	997	813
October	1,116	907
November	1,368	1,172
December	1,720	1,438
January	1,969	1,567
February	2,142	1,881
March	2,785	2,378
April	3,079	
May	3,143	
June	3,143	

QUALITY

	Quantity	Base Number	Contract	AT	Region	England
% of FP17s for the same patient ID Re-attending within 3 months - Children	0	1	0.0%	10.5%	11.5%	11.9%
% of FP17s for the same patient ID Re-attending within 3 months - Adults	120	1,403	8.6%	16.1%	16.8%	16.0%
% of FP17s for the same patient ID Re-attending between 3 & 9 months - Children	0	1	0.0%	43.4%	47.7%	58.3%
% of FP17s for the same patient ID Re-attending between 3 & 9 months - Adults	819	1,403	58.4%	35.8%	38.2%	50.3%
% of FP17s for Band 1 Urgent Courses	81	1,252	6.5%	10.9%	10.6%	9.1%
% of FP17s Relating to Free Repair or Replacements	13	1,252	1.0%	0.5%	0.6%	0.8%
% of FP17s Relating to Continuations	3	1,252	0.2%	0.7%	0.8%	1.0%
% of Patients satisfied with the dentistry they have received	1	1	N/A	89.7%	89.3%	91.5%
% of Patients satisfied with the time they had to wait for an appointment	0	1	N/A	82.7%	84.4%	87.9%

* This is based on patients treated on this contract for their most recent course of treatment. Figures in italics indicate the base number of FP17s or Patient Questionnaire responses are less than 100. N/A is shown where the base number of responses is less than 10 during the period. % is calculated as Quantity/Base number*100

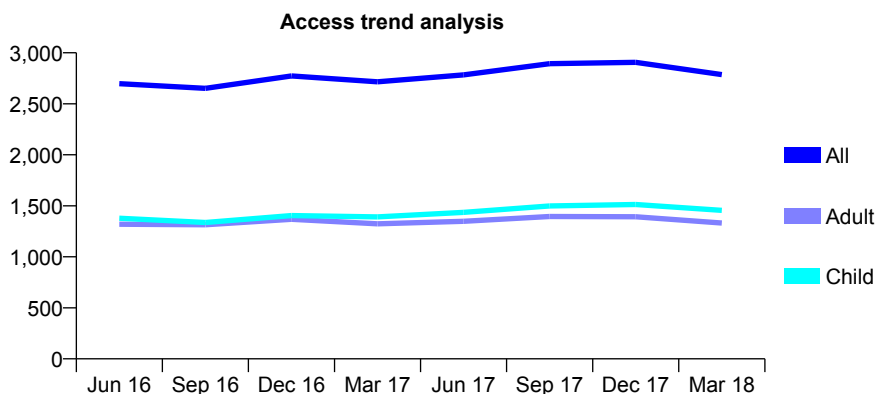
Q61 - Vital Signs At a Glance Contract Report for 221554/0001 - March 2018

Name or company name	Colindale Dental Practice
Contract type name	GDS Contract
Purpose of contract	General
Contract start date	01/04/2006
Contract end date	

17/18 Contracted general activity (UDA)	7,338
Carry forward general activity (UDA)	-147
17/18 Contracted orthodontic activity (UOA)	0
Carry forward orthodontic activity (UOA)	0
Baseline contract value	£235,341.95

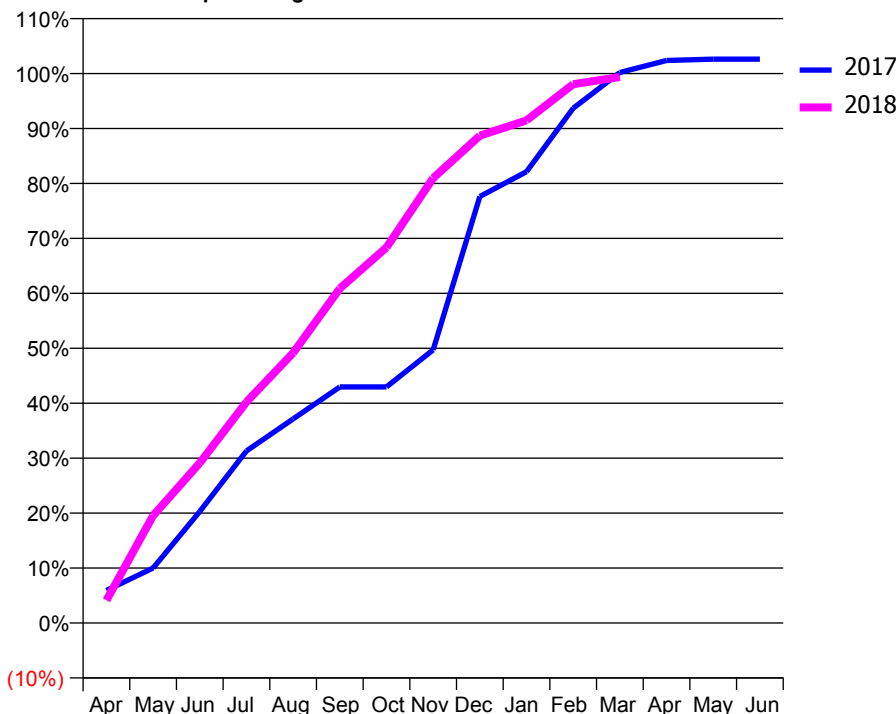
ACCESS*

Patients seen in 24 months	Total	Change since previous quarter
Quarter ending March 2017	2,716	
Quarter ending June 2017	2,784	↑
Quarter ending September 2017	2,894	↑
Quarter ending December 2017	2,906	→
Quarter ending March 2018	2,786	↓
Variance since March 2017	2.6%	↑



ACTIVITY

Cumulative percentage of contracted UDA delivered 2017 & 2018



Month	Adjusted Scheduled Activity (UDA)	
	2017	2018
April	436	304
May	734	1,434
June	1,490	2,137
July	2,298	2,952
August	2,725	3,607
September	3,153	4,466
October	3,153	5,016
November	3,648	5,942
December	5,696	6,508
January	6,028	6,712
February	6,875	7,195
March	7,351	7,291
April	7,513	
May	7,530	
June	7,530	

QUALITY

	Quantity	Base Number	Contract	AT	Region	England
% of FP17s for the same patient ID Re-attending within 3 months - Children	163	1,932	8.4%	10.5%	11.5%	11.9%
% of FP17s for the same patient ID Re-attending within 3 months - Adults	163	1,349	12.1%	16.1%	16.8%	16.0%
% of FP17s for the same patient ID Re-attending between 3 & 9 months - Children	1,092	1,932	56.5%	43.4%	47.7%	58.3%
% of FP17s for the same patient ID Re-attending between 3 & 9 months - Adults	567	1,349	42.0%	35.8%	38.2%	50.3%
% of FP17s for Band 1 Urgent Courses	180	2,459	7.3%	10.9%	10.6%	9.1%
% of FP17s Relating to Free Repair or Replacements	1	2,459	0.0%	0.5%	0.6%	0.8%
% of FP17s Relating to Continuations	3	2,459	0.1%	0.7%	0.8%	1.0%
% of Patients satisfied with the dentistry they have received	2	2	N/A	89.7%	89.3%	91.5%
% of Patients satisfied with the time they had to wait for an appointment	1	2	N/A	82.7%	84.4%	87.9%

* This is based on patients treated on this contract for their most recent course of treatment. Figures in italics indicate the base number of FP17s or Patient Questionnaire responses are less than 100. N/A is shown where the base number of responses is less than 10 during the period. % is calculated as Quantity/Base number*100

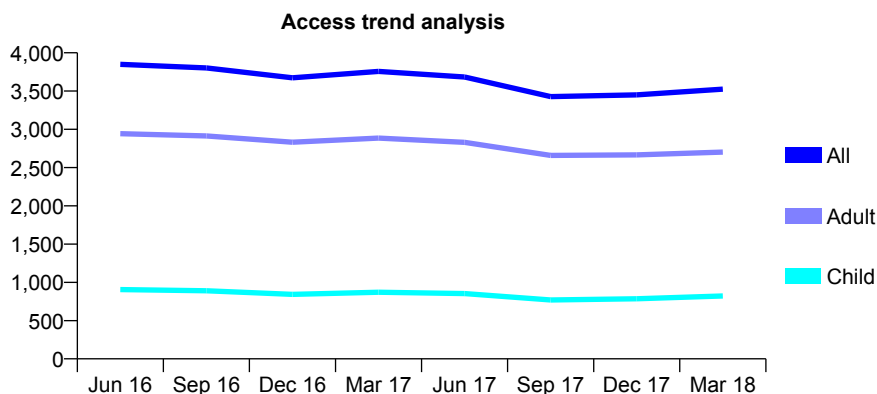
Q61 - Vital Signs At a Glance Contract Report for 229210/0001 - March 2018

Name or company name	MR SM MUGHAL
Contract type name	GDS Contract
Purpose of contract	General
Contract start date	01/04/2006
Contract end date	

17/18 Contracted general activity (UDA)	12,135
Carry forward general activity (UDA)	312
17/18 Contracted orthodontic activity (UOA)	0
Carry forward orthodontic activity (UOA)	0
Baseline contract value	£296,575.34

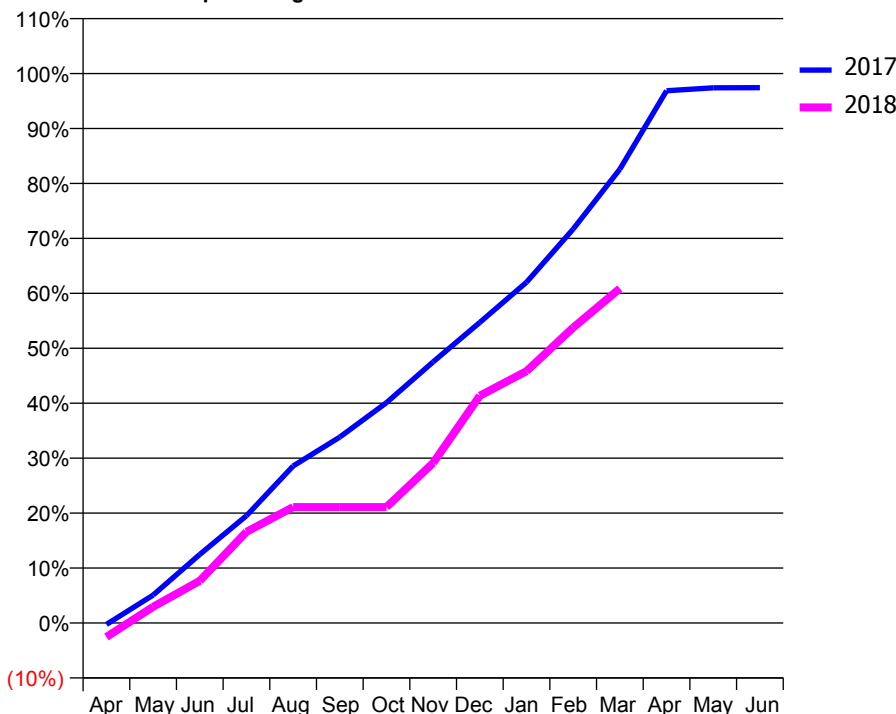
ACCESS*

Patients seen in 24 months	Total	Change since previous quarter
Quarter ending March 2017	3,756	
Quarter ending June 2017	3,683	↓
Quarter ending September 2017	3,428	↓
Quarter ending December 2017	3,450	→
Quarter ending March 2018	3,525	↑
Variance since March 2017	(6.2%)	↓



ACTIVITY

Cumulative percentage of contracted UDA delivered 2017 & 2018



Month	Adjusted Scheduled Activity (UDA)	
	2017	2018
April	-34	-312
May	617	359
June	1,515	932
July	2,368	2,013
August	3,468	2,560
September	4,108	2,560
October	4,865	2,560
November	5,768	3,536
December	6,640	5,019
January	7,527	5,560
February	8,700	6,525
March	10,024	7,386
April	11,755	
May	11,820	
June	11,823	

QUALITY

	Quantity	Base Number	Contract	AT	Region	England
% of FP17s for the same patient ID Re-attending within 3 months - Children	97	809	12.0%	10.5%	11.5%	11.9%
% of FP17s for the same patient ID Re-attending within 3 months - Adults	352	2,539	13.9%	16.1%	16.8%	16.0%
% of FP17s for the same patient ID Re-attending between 3 & 9 months - Children	213	809	26.3%	43.4%	47.7%	58.3%
% of FP17s for the same patient ID Re-attending between 3 & 9 months - Adults	750	2,539	29.5%	35.8%	38.2%	50.3%
% of FP17s for Band 1 Urgent Courses	334	2,899	11.5%	10.9%	10.6%	9.1%
% of FP17s Relating to Free Repair or Replacements	0	2,899	0.0%	0.5%	0.6%	0.8%
% of FP17s Relating to Continuations	11	2,899	0.4%	0.7%	0.8%	1.0%
% of Patients satisfied with the dentistry they have received	2	2	N/A	89.7%	89.3%	91.5%
% of Patients satisfied with the time they had to wait for an appointment	1	2	N/A	82.7%	84.4%	87.9%

* This is based on patients treated on this contract for their most recent course of treatment. Figures in italics indicate the base number of FP17s or Patient Questionnaire responses are less than 100. N/A is shown where the base number of responses is less than 10 during the period. % is calculated as Quantity/Base number*100

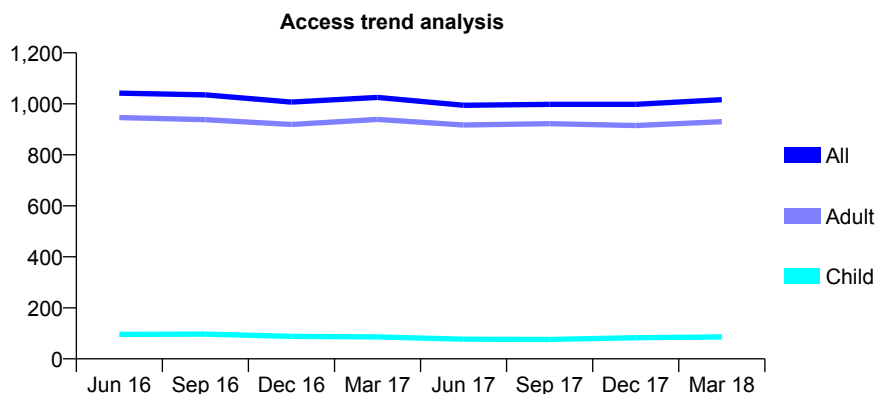
Q61 - Vital Signs At a Glance Contract Report for 230480/0001 - March 2018

Name or company name	MR K SHAH
Contract type name	GDS Contract
Purpose of contract	General
Contract start date	01/04/2006
Contract end date	

17/18 Contracted general activity (UDA)	3,482
Carry forward general activity (UDA)	120
17/18 Contracted orthodontic activity (UOA)	0
Carry forward orthodontic activity (UOA)	0
Baseline contract value	£102,364.69

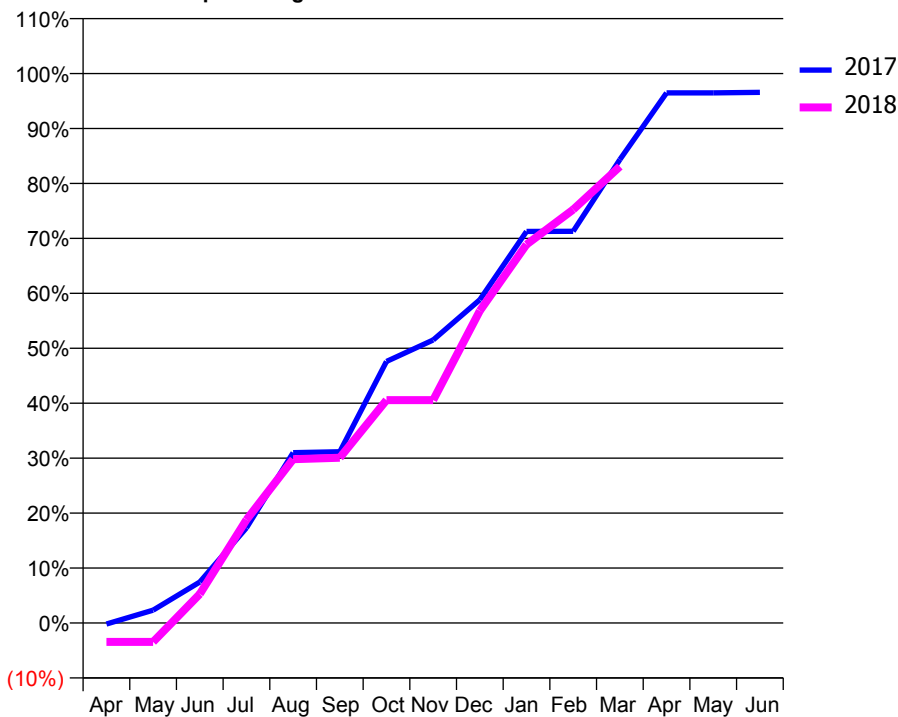
ACCESS*

Patients seen in 24 months	Total	Change since previous quarter
Quarter ending March 2017	1,025	
Quarter ending June 2017	994	↓
Quarter ending September 2017	998	→
Quarter ending December 2017	998	→
Quarter ending March 2018	1,016	→
Variance since March 2017	(0.9%)	→



ACTIVITY

Cumulative percentage of contracted UDA delivered 2017 & 2018



Month	Adjusted Scheduled Activity (UDA)	
	2017	2018
April	-7	-120
May	81	-120
June	260	184
July	603	654
August	1,079	1,038
September	1,085	1,047
October	1,658	1,412
November	1,794	1,412
December	2,049	1,978
January	2,481	2,399
February	2,482	2,620
March	2,937	2,892
April	3,359	
May	3,359	
June	3,362	

QUALITY

	Quantity	Base Number	Contract	AT	Region	England
% of FP17s for the same patient ID Re-attending within 3 months - Children	2	86	2.3%	10.5%	11.5%	11.9%
% of FP17s for the same patient ID Re-attending within 3 months - Adults	25	779	3.2%	16.1%	16.8%	16.0%
% of FP17s for the same patient ID Re-attending between 3 & 9 months - Children	28	86	32.6%	43.4%	47.7%	58.3%
% of FP17s for the same patient ID Re-attending between 3 & 9 months - Adults	224	779	28.8%	35.8%	38.2%	50.3%
% of FP17s for Band 1 Urgent Courses	28	774	3.6%	10.9%	10.6%	9.1%
% of FP17s Relating to Free Repair or Replacements	0	774	0.0%	0.5%	0.6%	0.8%
% of FP17s Relating to Continuations	0	774	0.0%	0.7%	0.8%	1.0%
% of Patients satisfied with the dentistry they have received	3	3	N/A	89.7%	89.3%	91.5%
% of Patients satisfied with the time they had to wait for an appointment	3	3	N/A	82.7%	84.4%	87.9%

* This is based on patients treated on this contract for their most recent course of treatment. Figures in italics indicate the base number of FP17s or Patient Questionnaire responses are less than 100. N/A is shown where the base number of responses is less than 10 during the period. % is calculated as Quantity/Base number*100

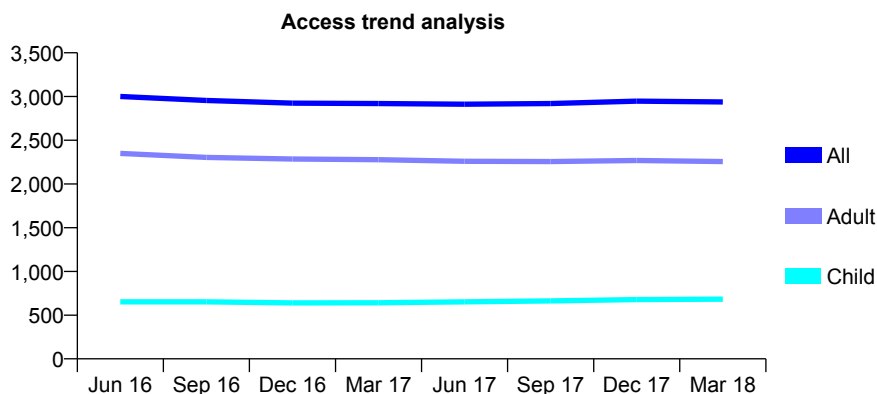
Q61 - Vital Signs At a Glance Contract Report for 232815/0001 - March 2018

Name or company name	MR HS GOUW
Contract type name	GDS Contract
Purpose of contract	General
Contract start date	01/04/2006
Contract end date	

17/18 Contracted general activity (UDA)	9,434
Carry forward general activity (UDA)	-40
17/18 Contracted orthodontic activity (UOA)	0
Carry forward orthodontic activity (UOA)	0
Baseline contract value	£239,454.02

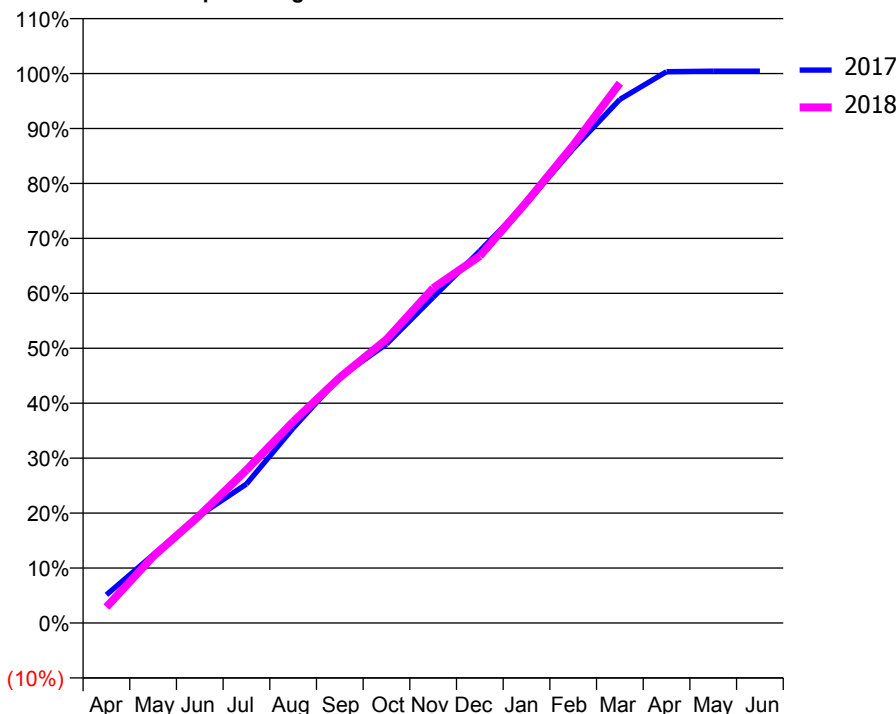
ACCESS*

Patients seen in 24 months	Total	Change since previous quarter
Quarter ending March 2017	2,919	
Quarter ending June 2017	2,912	→
Quarter ending September 2017	2,919	→
Quarter ending December 2017	2,947	→
Quarter ending March 2018	2,938	→
Variance since March 2017	0.7%	→



ACTIVITY

Cumulative percentage of contracted UDA delivered 2017 & 2018



Month	Adjusted Scheduled Activity (UDA)	
	2017	2018
April	485	274
May	1,171	1,143
June	1,851	1,852
July	2,388	2,626
August	3,347	3,456
September	4,222	4,217
October	4,789	4,868
November	5,592	5,750
December	6,389	6,301
January	7,211	7,226
February	8,143	8,201
March	8,989	9,268
April	9,465	
May	9,474	
June	9,474	

QUALITY

	Quantity	Base Number	Contract	AT	Region	England
% of FP17s for the same patient ID Re-attending within 3 months - Children	47	664	7.1%	10.5%	11.5%	11.9%
% of FP17s for the same patient ID Re-attending within 3 months - Adults	390	2,320	16.8%	16.1%	16.8%	16.0%
% of FP17s for the same patient ID Re-attending between 3 & 9 months - Children	165	664	24.8%	43.4%	47.7%	58.3%
% of FP17s for the same patient ID Re-attending between 3 & 9 months - Adults	622	2,320	26.8%	35.8%	38.2%	50.3%
% of FP17s for Band 1 Urgent Courses	402	2,826	14.2%	10.9%	10.6%	9.1%
% of FP17s Relating to Free Repair or Replacements	0	2,826	0.0%	0.5%	0.6%	0.8%
% of FP17s Relating to Continuations	0	2,826	0.0%	0.7%	0.8%	1.0%
% of Patients satisfied with the dentistry they have received	0	0	N/A	89.7%	89.3%	91.5%
% of Patients satisfied with the time they had to wait for an appointment	0	0	N/A	82.7%	84.4%	87.9%

* This is based on patients treated on this contract for their most recent course of treatment. Figures in italics indicate the base number of FP17s or Patient Questionnaire responses are less than 100. N/A is shown where the base number of responses is less than 10 during the period. % is calculated as Quantity/Base number*100

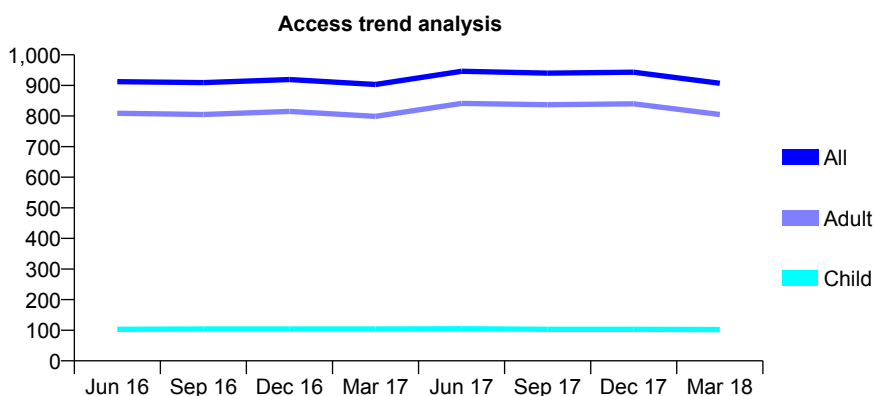
Q61 - Vital Signs At a Glance Contract Report for 233439/0001 - March 2018

Name or company name	Mr Michael Connel, Mr Jeffrey Sherer and I
Contract type name	GDS Contract
Purpose of contract	General
Contract start date	01/04/2006
Contract end date	

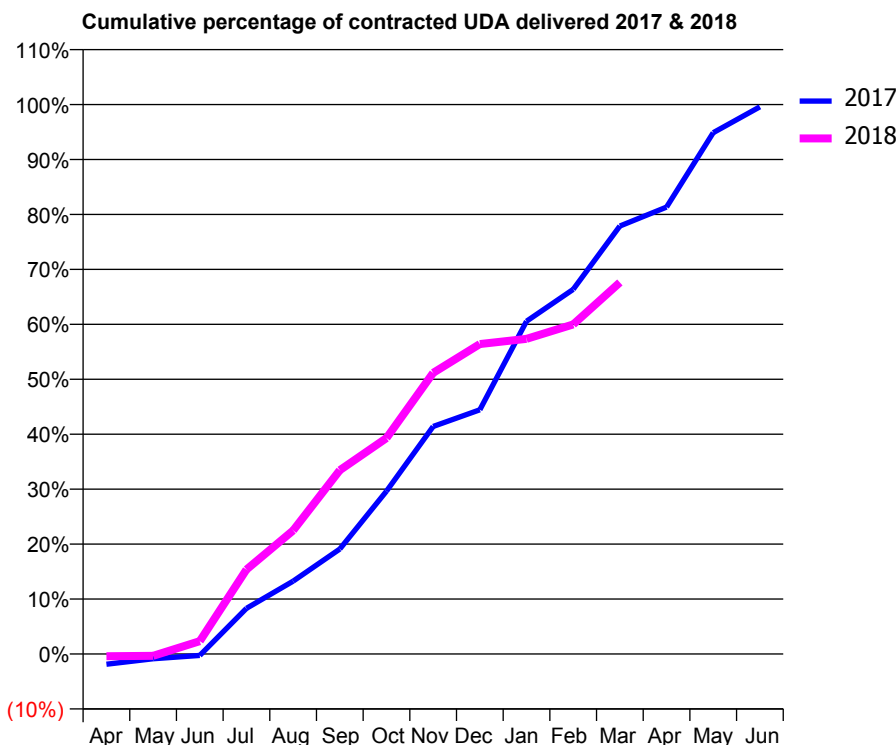
17/18 Contracted general activity (UDA)	4,281
Carry forward general activity (UDA)	18
17/18 Contracted orthodontic activity (UOA)	0
Carry forward orthodontic activity (UOA)	0
Baseline contract value	£120,570.03

ACCESS*

Patients seen in 24 months	Total	Change since previous quarter
Quarter ending March 2017	903	
Quarter ending June 2017	946	↑
Quarter ending September 2017	940	→
Quarter ending December 2017	943	→
Quarter ending March 2018	907	↓
Variance since March 2017	0.4%	→



ACTIVITY



Month	Adjusted Scheduled Activity (UDA)	
	2017	2018
April	-80	-18
May	-38	-15
June	-12	100
July	355	658
August	568	962
September	818	1,432
October	1,269	1,682
November	1,773	2,191
December	1,903	2,415
January	2,593	2,455
February	2,840	2,568
March	3,334	2,895
April	3,482	
May	4,061	
June	4,263	

QUALITY

	Quantity	Base Number	Contract	AT	Region	England
% of FP17s for the same patient ID Re-attending within 3 months - Children	6	122	4.9%	10.5%	11.5%	11.9%
% of FP17s for the same patient ID Re-attending within 3 months - Adults	164	1,013	16.2%	16.1%	16.8%	16.0%
% of FP17s for the same patient ID Re-attending between 3 & 9 months - Children	47	122	38.5%	43.4%	47.7%	58.3%
% of FP17s for the same patient ID Re-attending between 3 & 9 months - Adults	389	1,013	38.4%	35.8%	38.2%	50.3%
% of FP17s for Band 1 Urgent Courses	60	944	6.4%	10.9%	10.6%	9.1%
% of FP17s Relating to Free Repair or Replacements	6	944	0.6%	0.5%	0.6%	0.8%
% of FP17s Relating to Continuations	14	944	1.5%	0.7%	0.8%	1.0%
% of Patients satisfied with the dentistry they have received	2	3	N/A	89.7%	89.3%	91.5%
% of Patients satisfied with the time they had to wait for an appointment	2	3	N/A	82.7%	84.4%	87.9%

* This is based on patients treated on this contract for their most recent course of treatment. Figures in italics indicate the base number of FP17s or Patient Questionnaire responses are less than 100. N/A is shown where the base number of responses is less than 10 during the period. % is calculated as Quantity/Base number*100

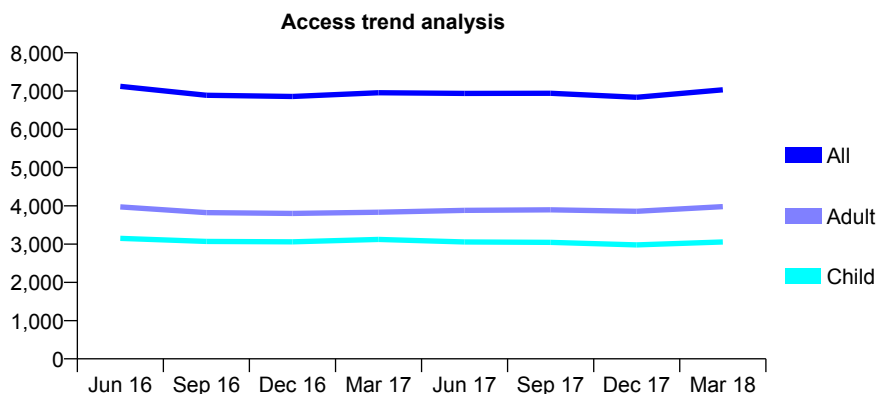
Q61 - Vital Signs At a Glance Contract Report for 234125/0001 - March 2018

Name or company name	MR NI AMIN
Contract type name	GDS Contract
Purpose of contract	General and Orthodontic
Contract start date	01/04/2006
Contract end date	

17/18 Contracted general activity (UDA)	16,536
Carry forward general activity (UDA)	198
17/18 Contracted orthodontic activity (UOA)	823
Carry forward orthodontic activity (UOA)	-9
Baseline contract value	£542,928.04

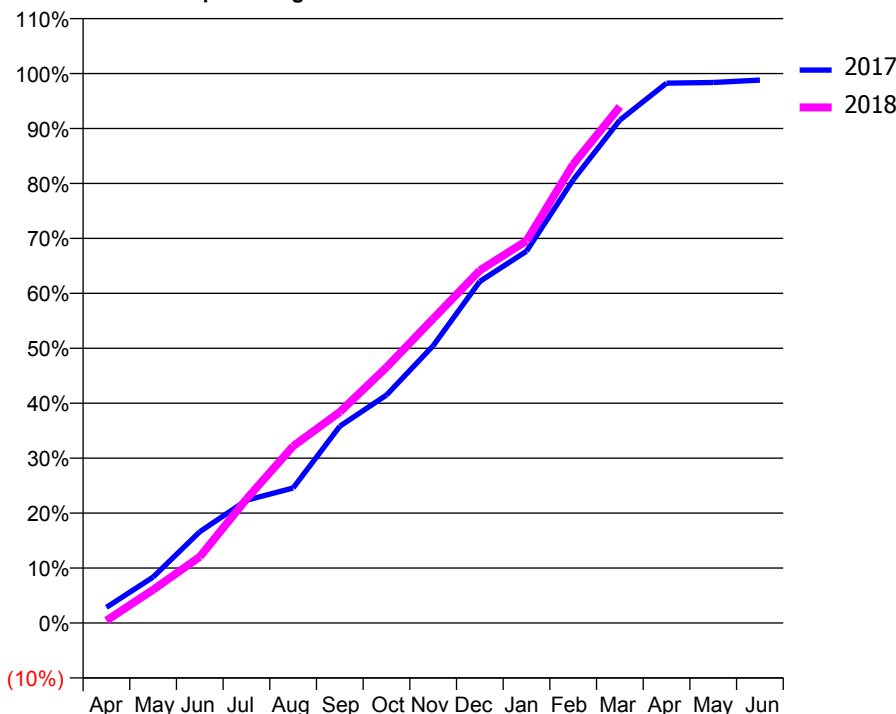
ACCESS*

Patients seen in 24 months	Total	Change since previous quarter
Quarter ending March 2017	6,955	
Quarter ending June 2017	6,937	→
Quarter ending September 2017	6,941	→
Quarter ending December 2017	6,836	↓
Quarter ending March 2018	7,032	↑
Variance since March 2017	1.1%	→



ACTIVITY

Cumulative percentage of contracted UDA delivered 2017 & 2018



Month	Adjusted Scheduled Activity (UDA)	
	2017	2018
April	473	73
May	1,384	1,003
June	2,746	1,990
July	3,692	3,730
August	4,062	5,323
September	5,920	6,351
October	6,860	7,696
November	8,344	9,160
December	10,279	10,612
January	11,188	11,504
February	13,337	13,807
March	15,136	15,541
April	16,244	
May	16,264	
June	16,338	

QUALITY

	Quantity	Base Number	Contract	AT	Region	England
% of FP17s for the same patient ID Re-attending within 3 months - Children	276	3,898	7.1%	10.5%	11.5%	11.9%
% of FP17s for the same patient ID Re-attending within 3 months - Adults	592	4,458	13.3%	16.1%	16.8%	16.0%
% of FP17s for the same patient ID Re-attending between 3 & 9 months - Children	1,853	3,898	47.5%	43.4%	47.7%	58.3%
% of FP17s for the same patient ID Re-attending between 3 & 9 months - Adults	1,677	4,458	37.6%	35.8%	38.2%	50.3%
% of FP17s for Band 1 Urgent Courses	585	7,398	7.9%	10.9%	10.6%	9.1%
% of FP17s Relating to Free Repair or Replacements	32	7,398	0.4%	0.5%	0.6%	0.8%
% of FP17s Relating to Continuations	13	7,398	0.2%	0.7%	0.8%	1.0%
% of Patients satisfied with the dentistry they have received	2	3	N/A	89.7%	89.3%	91.5%
% of Patients satisfied with the time they had to wait for an appointment	1	3	N/A	82.7%	84.4%	87.9%

* This is based on patients treated on this contract for their most recent course of treatment. Figures in italics indicate the base number of FP17s or Patient Questionnaire responses are less than 100. N/A is shown where the base number of responses is less than 10 during the period. % is calculated as Quantity/Base number*100

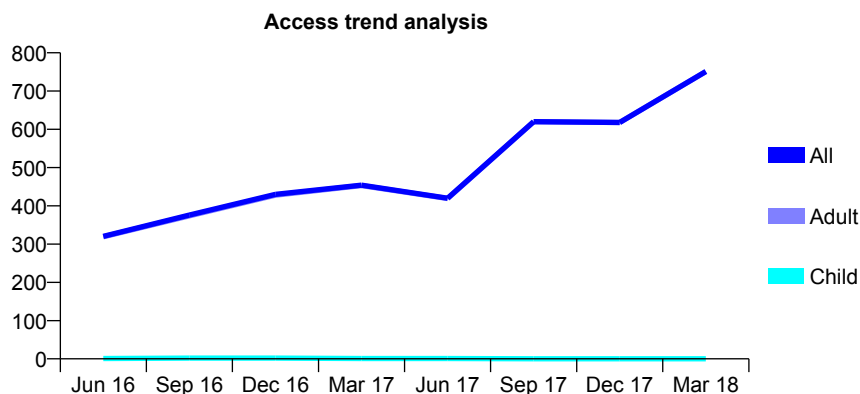
Q61 - Vital Signs At a Glance Contract Report for 234125/0003 - March 2018

Name or company name	MR NI AMIN
Contract type name	PDS Contract
Purpose of contract	General
Contract start date	01/04/2014
Contract end date	30/06/2018

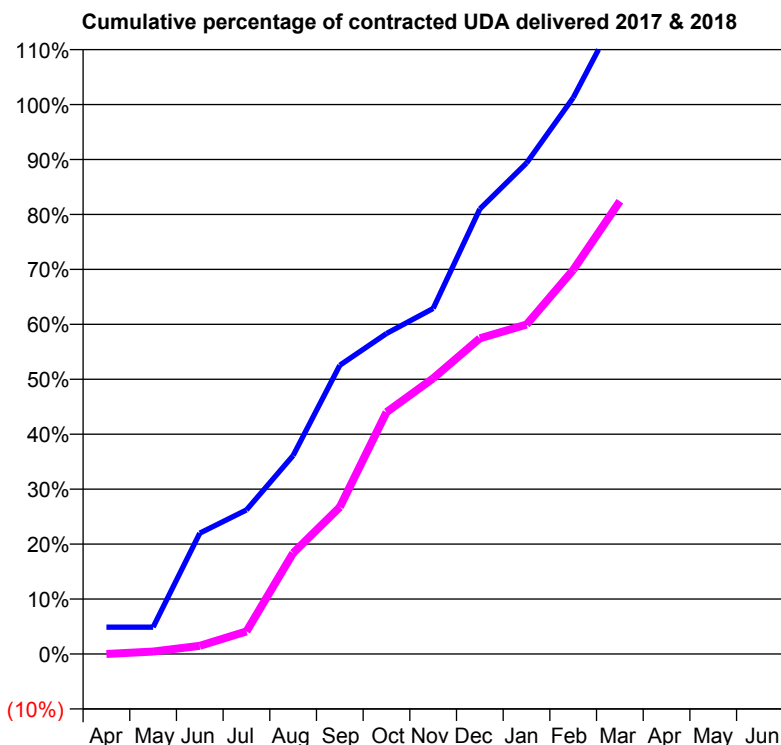
17/18 Contracted general activity (UDA)	1,800
Carry forward general activity (UDA)	0
17/18 Contracted orthodontic activity (UOA)	0
Carry forward orthodontic activity (UOA)	0
Baseline contract value	£113,253.28

ACCESS*

Patients seen in 24 months	Total	Change since previous quarter
Quarter ending March 2017	454	
Quarter ending June 2017	420	↓
Quarter ending September 2017	620	↑
Quarter ending December 2017	618	→
Quarter ending March 2018	751	↑
Variance since March 2017	65.4%	↑



ACTIVITY



Month	Adjusted Scheduled Activity (UDA)	
	2017	2018
April	44	0
May	44	8
June	198	27
July	236	74
August	325	331
September	473	481
October	525	792
November	566	903
December	729	1,034
January	804	1,079
February	911	1,258
March	1,056	1,483
April	1,103	
May	1,109	
June	1,125	

QUALITY

	Quantity	Base Number	Contract	AT	Region	England
% of FP17s for the same patient ID Re-attending within 3 months - Children	0	0	N/A	10.5%	11.5%	11.9%
% of FP17s for the same patient ID Re-attending within 3 months - Adults	1	606	0.2%	16.1%	16.8%	16.0%
% of FP17s for the same patient ID Re-attending between 3 & 9 months - Children	0	0	N/A	43.4%	47.7%	58.3%
% of FP17s for the same patient ID Re-attending between 3 & 9 months - Adults	3	606	0.5%	35.8%	38.2%	50.3%
% of FP17s for Band 1 Urgent Courses	0	582	0.0%	10.9%	10.6%	9.1%
% of FP17s Relating to Free Repair or Replacements	0	582	0.0%	0.5%	0.6%	0.8%
% of FP17s Relating to Continuations	0	582	0.0%	0.7%	0.8%	1.0%
% of Patients satisfied with the dentistry they have received	0	0	N/A	89.7%	89.3%	91.5%
% of Patients satisfied with the time they had to wait for an appointment	0	0	N/A	82.7%	84.4%	87.9%

* This is based on patients treated on this contract for their most recent course of treatment. Figures in italics indicate the base number of FP17s or Patient Questionnaire responses are less than 100. N/A is shown where the base number of responses is less than 10 during the period. % is calculated as Quantity/Base number*100

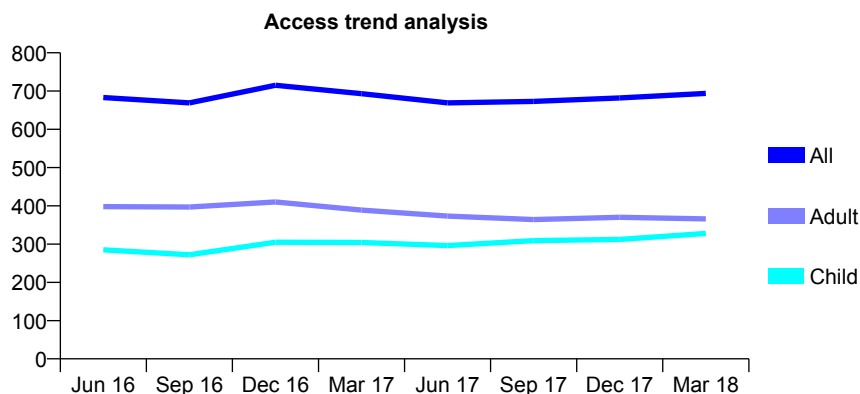
Q61 - Vital Signs At a Glance Contract Report for 237159/0002 - March 2018

Name or company name	MR HJ PAY
Contract type name	GDS Contract
Purpose of contract	General
Contract start date	01/05/2014
Contract end date	

17/18 Contracted general activity (UDA)	1,345
Carry forward general activity (UDA)	26
17/18 Contracted orthodontic activity (UOA)	0
Carry forward orthodontic activity (UOA)	0
Baseline contract value	£39,759.21

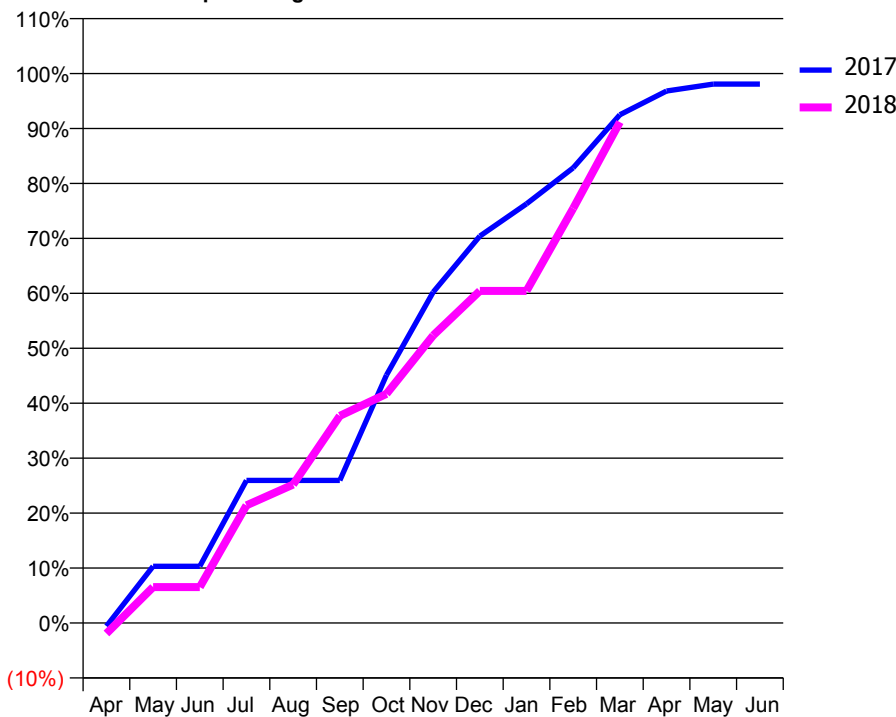
ACCESS*

Patients seen in 24 months	Total	Change since previous quarter
Quarter ending March 2017	693	
Quarter ending June 2017	669	↓
Quarter ending September 2017	673	→
Quarter ending December 2017	682	→
Quarter ending March 2018	694	→
Variance since March 2017	0.1%	→



ACTIVITY

Cumulative percentage of contracted UDA delivered 2017 & 2018



Month	Adjusted Scheduled Activity (UDA)	
	2017	2018
April	-8	-26
May	139	88
June	139	88
July	349	288
August	349	339
September	349	507
October	607	561
November	810	704
December	947	813
January	1,026	813
February	1,114	1,015
March	1,244	1,226
April	1,302	
May	1,319	
June	1,319	

QUALITY

	Quantity	Base Number	Contract	AT	Region	England
% of FP17s for the same patient ID Re-attending within 3 months - Children	57	451	12.6%	10.5%	11.5%	11.9%
% of FP17s for the same patient ID Re-attending within 3 months - Adults	14	284	4.9%	16.1%	16.8%	16.0%
% of FP17s for the same patient ID Re-attending between 3 & 9 months - Children	212	451	47.0%	43.4%	47.7%	58.3%
% of FP17s for the same patient ID Re-attending between 3 & 9 months - Adults	84	284	29.6%	35.8%	38.2%	50.3%
% of FP17s for Band 1 Urgent Courses	0	688	0.0%	10.9%	10.6%	9.1%
% of FP17s Relating to Free Repair or Replacements	0	688	0.0%	0.5%	0.6%	0.8%
% of FP17s Relating to Continuations	13	688	1.9%	0.7%	0.8%	1.0%
% of Patients satisfied with the dentistry they have received	0	0	N/A	89.7%	89.3%	91.5%
% of Patients satisfied with the time they had to wait for an appointment	0	0	N/A	82.7%	84.4%	87.9%

* This is based on patients treated on this contract for their most recent course of treatment. Figures in italics indicate the base number of FP17s or Patient Questionnaire responses are less than 100. N/A is shown where the base number of responses is less than 10 during the period. % is calculated as Quantity/Base number*100

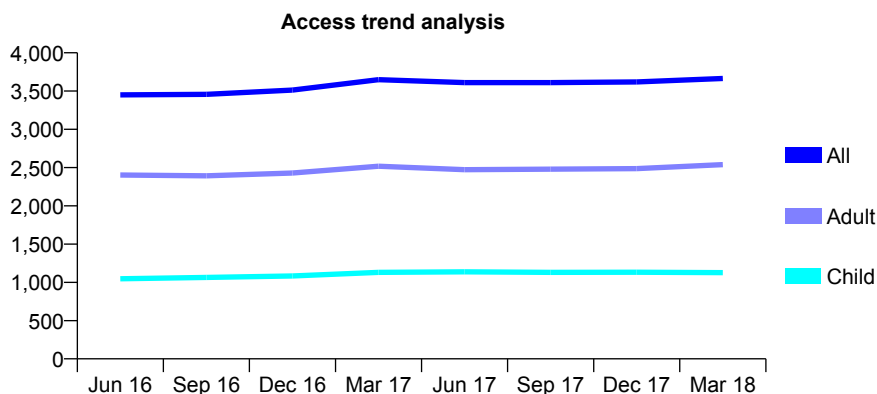
Q61 - Vital Signs At a Glance Contract Report for 238627/0001 - March 2018

Name or company name	Mr Bernard Weinbaum
Contract type name	GDS Contract
Purpose of contract	General
Contract start date	01/04/2006
Contract end date	

17/18 Contracted general activity (UDA)	6,804
Carry forward general activity (UDA)	-132
17/18 Contracted orthodontic activity (UOA)	0
Carry forward orthodontic activity (UOA)	0
Baseline contract value	£188,935.65

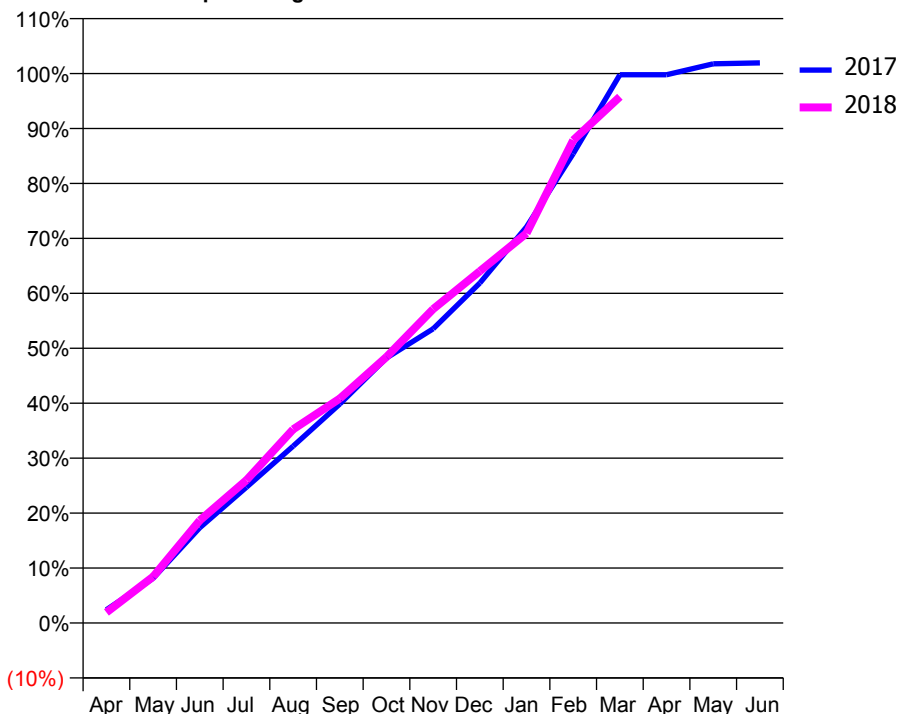
ACCESS*

Patients seen in 24 months	Total	Change since previous quarter
Quarter ending March 2017	3,649	
Quarter ending June 2017	3,610	↓
Quarter ending September 2017	3,610	→
Quarter ending December 2017	3,619	→
Quarter ending March 2018	3,665	→
Variance since March 2017	0.4%	→



ACTIVITY

Cumulative percentage of contracted UDA delivered 2017 & 2018



Month	Adjusted Scheduled Activity (UDA)	
	2017	2018
April	164	132
May	554	574
June	1,180	1,271
July	1,681	1,770
August	2,190	2,398
September	2,712	2,780
October	3,282	3,295
November	3,644	3,887
December	4,210	4,356
January	4,905	4,826
February	5,811	5,978
March	6,788	6,516
April	6,788	
May	6,924	
June	6,936	

QUALITY

	Quantity	Base Number	Contract	AT	Region	England
% of FP17s for the same patient ID Re-attending within 3 months - Children	123	1,253	9.8%	10.5%	11.5%	11.9%
% of FP17s for the same patient ID Re-attending within 3 months - Adults	305	2,275	13.4%	16.1%	16.8%	16.0%
% of FP17s for the same patient ID Re-attending between 3 & 9 months - Children	467	1,253	37.3%	43.4%	47.7%	58.3%
% of FP17s for the same patient ID Re-attending between 3 & 9 months - Adults	539	2,275	23.7%	35.8%	38.2%	50.3%
% of FP17s for Band 1 Urgent Courses	338	3,429	9.9%	10.9%	10.6%	9.1%
% of FP17s Relating to Free Repair or Replacements	3	3,429	0.1%	0.5%	0.6%	0.8%
% of FP17s Relating to Continuations	67	3,429	2.0%	0.7%	0.8%	1.0%
% of Patients satisfied with the dentistry they have received	2	2	N/A	89.7%	89.3%	91.5%
% of Patients satisfied with the time they had to wait for an appointment	2	2	N/A	82.7%	84.4%	87.9%

* This is based on patients treated on this contract for their most recent course of treatment. Figures in italics indicate the base number of FP17s or Patient Questionnaire responses are less than 100. N/A is shown where the base number of responses is less than 10 during the period. % is calculated as Quantity/Base number*100

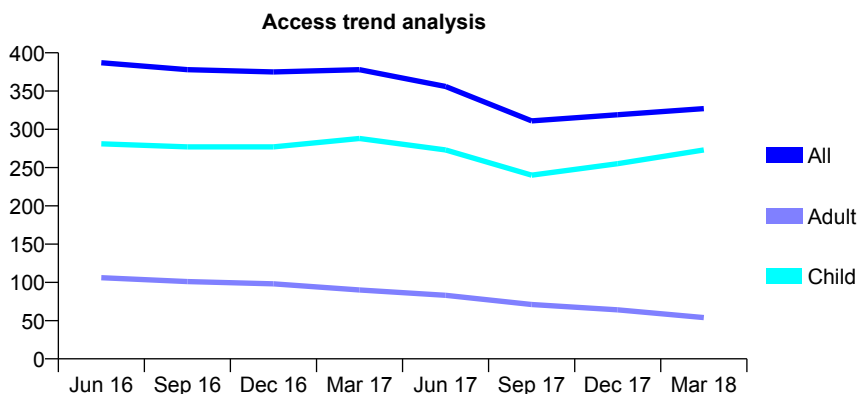
Q61 - Vital Signs At a Glance Contract Report for 241172/0001 - March 2018

Name or company name	MR RS RAO
Contract type name	GDS Contract
Purpose of contract	General
Contract start date	01/04/2006
Contract end date	

17/18 Contracted general activity (UDA)	817
Carry forward general activity (UDA)	0
17/18 Contracted orthodontic activity (UOA)	0
Carry forward orthodontic activity (UOA)	0
Baseline contract value	£20,204.32

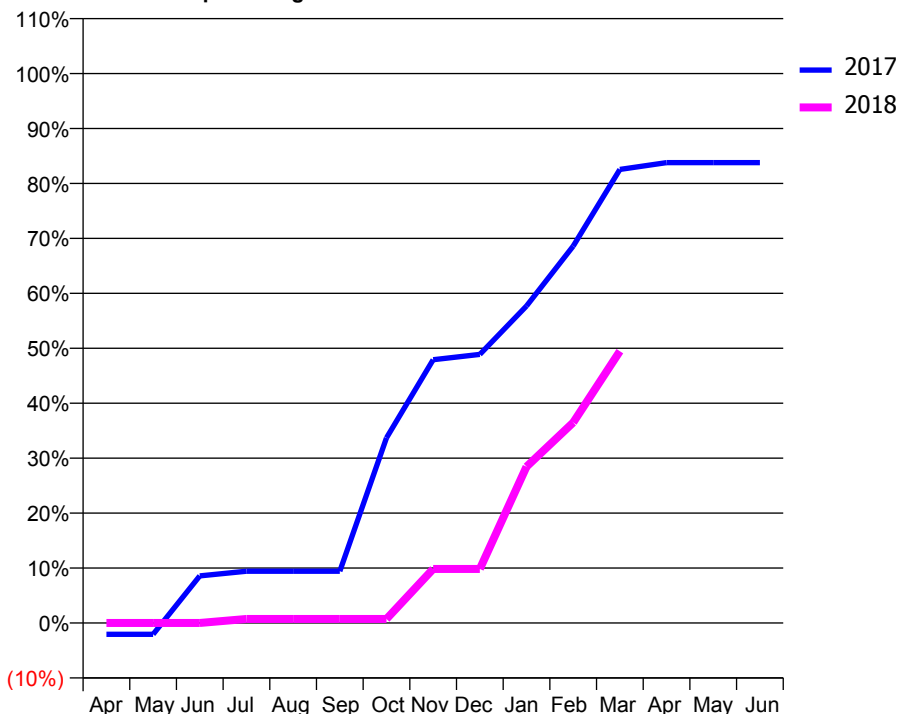
ACCESS*

Patients seen in 24 months	Total	Change since previous quarter
Quarter ending March 2017	378	
Quarter ending June 2017	356	↓
Quarter ending September 2017	311	↓
Quarter ending December 2017	319	↑
Quarter ending March 2018	327	↑
Variance since March 2017	(13.5%)	↓



ACTIVITY

Cumulative percentage of contracted UDA delivered 2017 & 2018



Adjusted Scheduled Activity (UDA)

Month	2017	2018
April	-17	0
May	-17	0
June	70	0
July	77	6
August	77	6
September	77	6
October	275	6
November	391	80
December	399	80
January	471	232
February	560	298
March	674	404
April	684	
May	684	
June	684	

QUALITY

	Quantity	Base Number	Contract	AT	Region	England
% of FP17s for the same patient ID Re-attending within 3 months - Children	15	317	4.7%	10.5%	11.5%	11.9%
% of FP17s for the same patient ID Re-attending within 3 months - Adults	2	32	6.3%	16.1%	16.8%	16.0%
% of FP17s for the same patient ID Re-attending between 3 & 9 months - Children	164	317	51.7%	43.4%	47.7%	58.3%
% of FP17s for the same patient ID Re-attending between 3 & 9 months - Adults	10	32	31.3%	35.8%	38.2%	50.3%
% of FP17s for Band 1 Urgent Courses	20	307	6.5%	10.9%	10.6%	9.1%
% of FP17s Relating to Free Repair or Replacements	0	307	0.0%	0.5%	0.6%	0.8%
% of FP17s Relating to Continuations	0	307	0.0%	0.7%	0.8%	1.0%
% of Patients satisfied with the dentistry they have received	0	0	N/A	89.7%	89.3%	91.5%
% of Patients satisfied with the time they had to wait for an appointment	0	0	N/A	82.7%	84.4%	87.9%

* This is based on patients treated on this contract for their most recent course of treatment. Figures in italics indicate the base number of FP17s or Patient Questionnaire responses are less than 100. N/A is shown where the base number of responses is less than 10 during the period. % is calculated as Quantity/Base number*100

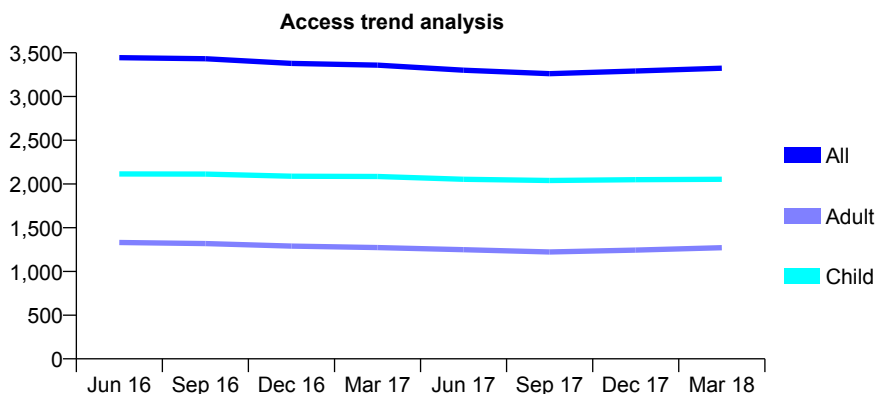
Q61 - Vital Signs At a Glance Contract Report for 244538/0001 - March 2018

Name or company name	MR MS MACMANUS
Contract type name	GDS Contract
Purpose of contract	General
Contract start date	01/04/2006
Contract end date	

17/18 Contracted general activity (UDA)	9,054
Carry forward general activity (UDA)	-53
17/18 Contracted orthodontic activity (UOA)	0
Carry forward orthodontic activity (UOA)	0
Baseline contract value	£219,607.91

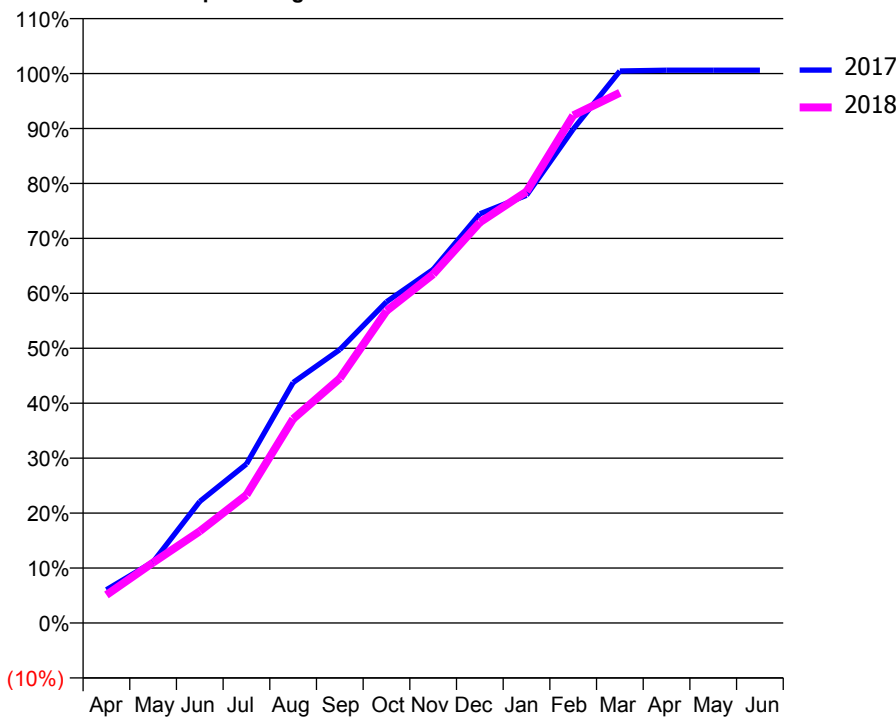
ACCESS*

Patients seen in 24 months	Total	Change since previous quarter
Quarter ending March 2017	3,359	
Quarter ending June 2017	3,301	↓
Quarter ending September 2017	3,261	↓
Quarter ending December 2017	3,292	→
Quarter ending March 2018	3,324	→
Variance since March 2017	(1.0%)	↓



ACTIVITY

Cumulative percentage of contracted UDA delivered 2017 & 2018



Month	Adjusted Scheduled Activity (UDA)	
	2017	2018
April	548	463
May	1,007	997
June	2,002	1,513
July	2,620	2,111
August	3,963	3,363
September	4,506	4,031
October	5,291	5,142
November	5,826	5,747
December	6,742	6,602
January	7,047	7,108
February	8,138	8,363
March	9,094	8,736
April	9,107	
May	9,107	
June	9,107	

QUALITY

	Quantity	Base Number	Contract	AT	Region	England
% of FP17s for the same patient ID Re-attending within 3 months - Children	134	2,647	5.1%	10.5%	11.5%	11.9%
% of FP17s for the same patient ID Re-attending within 3 months - Adults	195	1,176	16.6%	16.1%	16.8%	16.0%
% of FP17s for the same patient ID Re-attending between 3 & 9 months - Children	1,362	2,647	51.5%	43.4%	47.7%	58.3%
% of FP17s for the same patient ID Re-attending between 3 & 9 months - Adults	453	1,176	38.5%	35.8%	38.2%	50.3%
% of FP17s for Band 1 Urgent Courses	295	3,814	7.7%	10.9%	10.6%	9.1%
% of FP17s Relating to Free Repair or Replacements	1	3,814	0.0%	0.5%	0.6%	0.8%
% of FP17s Relating to Continuations	0	3,814	0.0%	0.7%	0.8%	1.0%
% of Patients satisfied with the dentistry they have received	5	5	N/A	89.7%	89.3%	91.5%
% of Patients satisfied with the time they had to wait for an appointment	4	5	N/A	82.7%	84.4%	87.9%

* This is based on patients treated on this contract for their most recent course of treatment. Figures in italics indicate the base number of FP17s or Patient Questionnaire responses are less than 100. N/A is shown where the base number of responses is less than 10 during the period. % is calculated as Quantity/Base number*100

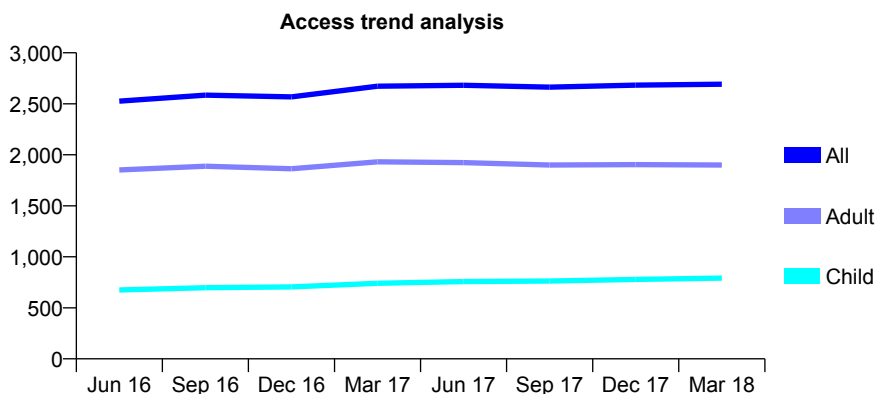
Q61 - Vital Signs At a Glance Contract Report for 245690/0002 - March 2018

Name or company name	MR N AGRAWAL
Contract type name	GDS Contract
Purpose of contract	General
Contract start date	01/04/2006
Contract end date	

17/18 Contracted general activity (UDA)	5,231
Carry forward general activity (UDA)	4
17/18 Contracted orthodontic activity (UOA)	0
Carry forward orthodontic activity (UOA)	0
Baseline contract value	£170,654.78

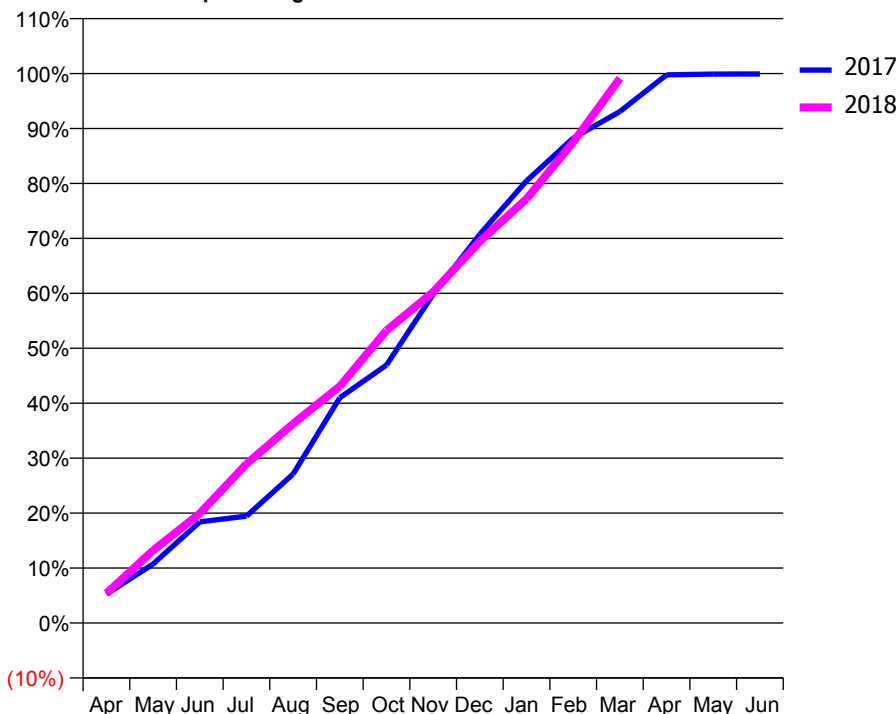
ACCESS*

Patients seen in 24 months	Total	Change since previous quarter
Quarter ending March 2017	2,672	
Quarter ending June 2017	2,682	→
Quarter ending September 2017	2,663	→
Quarter ending December 2017	2,683	→
Quarter ending March 2018	2,692	→
Variance since March 2017	0.7%	→



ACTIVITY

Cumulative percentage of contracted UDA delivered 2017 & 2018



Month	Adjusted Scheduled Activity (UDA)	
	2017	2018
April	274	282
May	562	691
June	962	1,043
July	1,017	1,513
August	1,419	1,897
September	2,145	2,254
October	2,455	2,784
November	3,129	3,151
December	3,700	3,632
January	4,208	4,037
February	4,616	4,577
March	4,869	5,185
April	5,218	
May	5,226	
June	5,227	

QUALITY

	Quantity	Base Number	Contract	AT	Region	England
% of FP17s for the same patient ID Re-attending within 3 months - Children	73	970	7.5%	10.5%	11.5%	11.9%
% of FP17s for the same patient ID Re-attending within 3 months - Adults	294	1,945	15.1%	16.1%	16.8%	16.0%
% of FP17s for the same patient ID Re-attending between 3 & 9 months - Children	382	970	39.4%	43.4%	47.7%	58.3%
% of FP17s for the same patient ID Re-attending between 3 & 9 months - Adults	575	1,945	29.6%	35.8%	38.2%	50.3%
% of FP17s for Band 1 Urgent Courses	266	2,130	12.5%	10.9%	10.6%	9.1%
% of FP17s Relating to Free Repair or Replacements	9	2,130	0.4%	0.5%	0.6%	0.8%
% of FP17s Relating to Continuations	36	2,130	1.7%	0.7%	0.8%	1.0%
% of Patients satisfied with the dentistry they have received	2	3	N/A	89.7%	89.3%	91.5%
% of Patients satisfied with the time they had to wait for an appointment	1	3	N/A	82.7%	84.4%	87.9%

* This is based on patients treated on this contract for their most recent course of treatment. Figures in italics indicate the base number of FP17s or Patient Questionnaire responses are less than 100. N/A is shown where the base number of responses is less than 10 during the period. % is calculated as Quantity/Base number*100

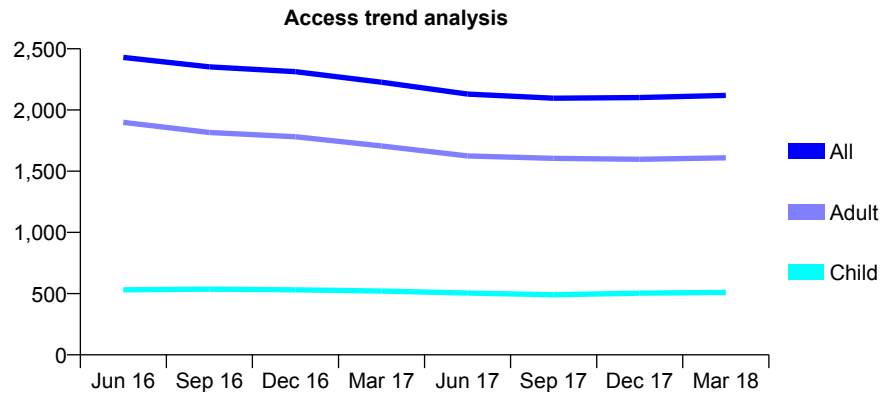
Q61 - Vital Signs At a Glance Contract Report for 250279/0004 - March 2018

Name or company name	MR S OLUBUNMI-OKE
Contract type name	GDS Contract
Purpose of contract	General
Contract start date	01/06/2014
Contract end date	

17/18 Contracted general activity (UDA)	9,194
Carry forward general activity (UDA)	-81
17/18 Contracted orthodontic activity (UOA)	0
Carry forward orthodontic activity (UOA)	0
Baseline contract value	£286,893.13

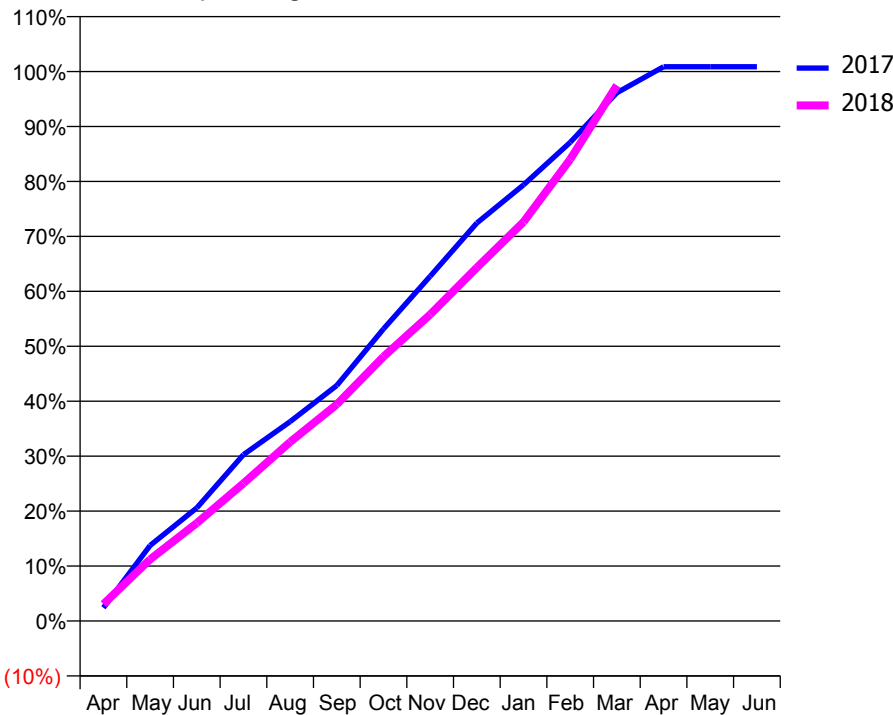
ACCESS*

Patients seen in 24 months	Total	Change since previous quarter
Quarter ending March 2017	2,227	
Quarter ending June 2017	2,130	↓
Quarter ending September 2017	2,096	↓
Quarter ending December 2017	2,102	→
Quarter ending March 2018	2,119	→
Variance since March 2017	(4.8%)	↓



ACTIVITY

Cumulative percentage of contracted UDA delivered 2017 & 2018



Month	Adjusted Scheduled Activity (UDA)	
	2017	2018
April	222	281
May	1,264	1,032
June	1,892	1,638
July	2,782	2,304
August	3,336	2,996
September	3,941	3,625
October	4,888	4,423
November	5,769	5,128
December	6,658	5,913
January	7,297	6,676
February	8,009	7,725
March	8,839	8,963
April	9,275	
May	9,275	
June	9,275	

QUALITY

	Quantity	Base Number	Contract	AT	Region	England
% of FP17s for the same patient ID Re-attending within 3 months - Children	93	751	12.4%	10.5%	11.5%	11.9%
% of FP17s for the same patient ID Re-attending within 3 months - Adults	273	1,731	15.8%	16.1%	16.8%	16.0%
% of FP17s for the same patient ID Re-attending between 3 & 9 months - Children	384	751	51.1%	43.4%	47.7%	58.3%
% of FP17s for the same patient ID Re-attending between 3 & 9 months - Adults	621	1,731	35.9%	35.8%	38.2%	50.3%
% of FP17s for Band 1 Urgent Courses	180	2,399	7.5%	10.9%	10.6%	9.1%
% of FP17s Relating to Free Repair or Replacements	29	2,399	1.2%	0.5%	0.6%	0.8%
% of FP17s Relating to Continuations	5	2,399	0.2%	0.7%	0.8%	1.0%
% of Patients satisfied with the dentistry they have received	1	1	N/A	89.7%	89.3%	91.5%
% of Patients satisfied with the time they had to wait for an appointment	1	1	N/A	82.7%	84.4%	87.9%

* This is based on patients treated on this contract for their most recent course of treatment. Figures in italics indicate the base number of FP17s or Patient Questionnaire responses are less than 100. N/A is shown where the base number of responses is less than 10 during the period. % is calculated as Quantity/Base number*100

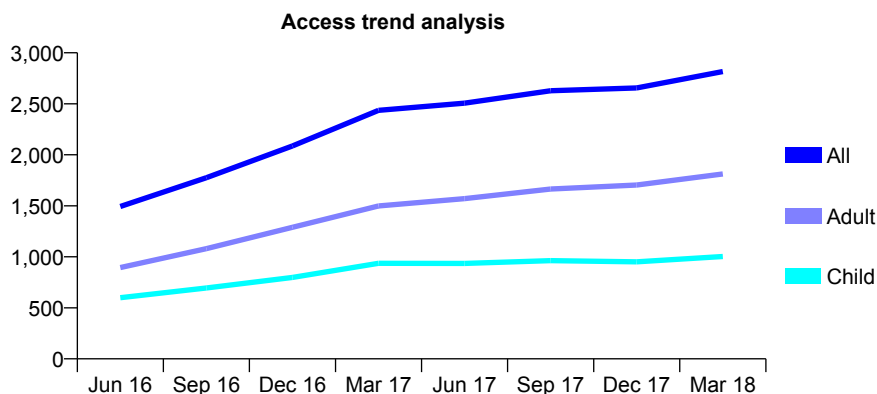
Q61 - Vital Signs At a Glance Contract Report for 250643/0001 - March 2018

Name or company name	MISS SY BHUIYAN
Contract type name	GDS Contract
Purpose of contract	General and Orthodontic
Contract start date	01/06/2015
Contract end date	

17/18 Contracted general activity (UDA)	5,300
Carry forward general activity (UDA)	-26
17/18 Contracted orthodontic activity (UOA)	6,850
Carry forward orthodontic activity (UOA)	78
Baseline contract value	£721,557.38

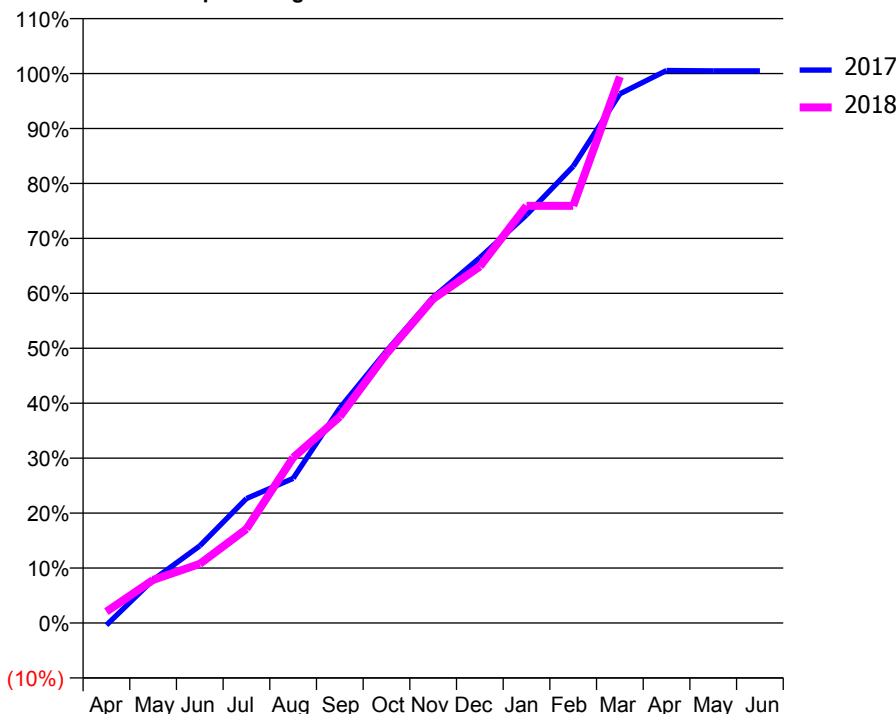
ACCESS*

Patients seen in 24 months	Total	Change since previous quarter
Quarter ending March 2017	2,436	
Quarter ending June 2017	2,506	↑
Quarter ending September 2017	2,628	↑
Quarter ending December 2017	2,655	→
Quarter ending March 2018	2,816	↑
Variance since March 2017	15.6%	↑



ACTIVITY

Cumulative percentage of contracted UDA delivered 2017 & 2018



Month	Adjusted Scheduled Activity (UDA)	
	2017	2018
April	-21	111
May	416	416
June	743	570
July	1,201	907
August	1,395	1,595
September	2,074	1,990
October	2,625	2,597
November	3,142	3,126
December	3,524	3,438
January	3,936	4,023
February	4,404	4,023
March	5,104	5,269
April	5,329	
May	5,326	
June	5,326	

QUALITY

	Quantity	Base Number	Contract	AT	Region	England
% of FP17s for the same patient ID Re-attending within 3 months - Children	165	1,429	11.5%	10.5%	11.5%	11.9%
% of FP17s for the same patient ID Re-attending within 3 months - Adults	217	1,622	13.4%	16.1%	16.8%	16.0%
% of FP17s for the same patient ID Re-attending between 3 & 9 months - Children	307	1,429	21.5%	43.4%	47.7%	58.3%
% of FP17s for the same patient ID Re-attending between 3 & 9 months - Adults	301	1,622	18.6%	35.8%	38.2%	50.3%
% of FP17s for Band 1 Urgent Courses	150	2,361	6.4%	10.9%	10.6%	9.1%
% of FP17s Relating to Free Repair or Replacements	3	2,361	0.1%	0.5%	0.6%	0.8%
% of FP17s Relating to Continuations	5	2,361	0.2%	0.7%	0.8%	1.0%
% of Patients satisfied with the dentistry they have received	0	0	N/A	89.7%	89.3%	91.5%
% of Patients satisfied with the time they had to wait for an appointment	0	0	N/A	82.7%	84.4%	87.9%

* This is based on patients treated on this contract for their most recent course of treatment. Figures in italics indicate the base number of FP17s or Patient Questionnaire responses are less than 100. N/A is shown where the base number of responses is less than 10 during the period. % is calculated as Quantity/Base number*100

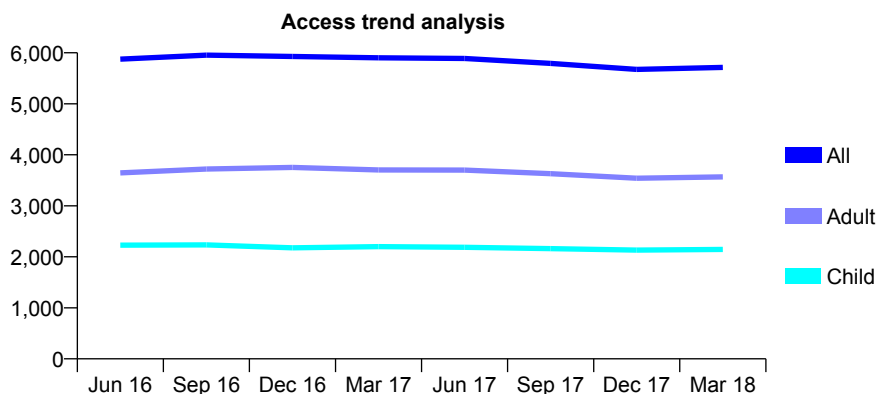
Q61 - Vital Signs At a Glance Contract Report for 250678/0001 - March 2018

Name or company name	MR GS COHEN
Contract type name	GDS Contract
Purpose of contract	General
Contract start date	01/04/2006
Contract end date	

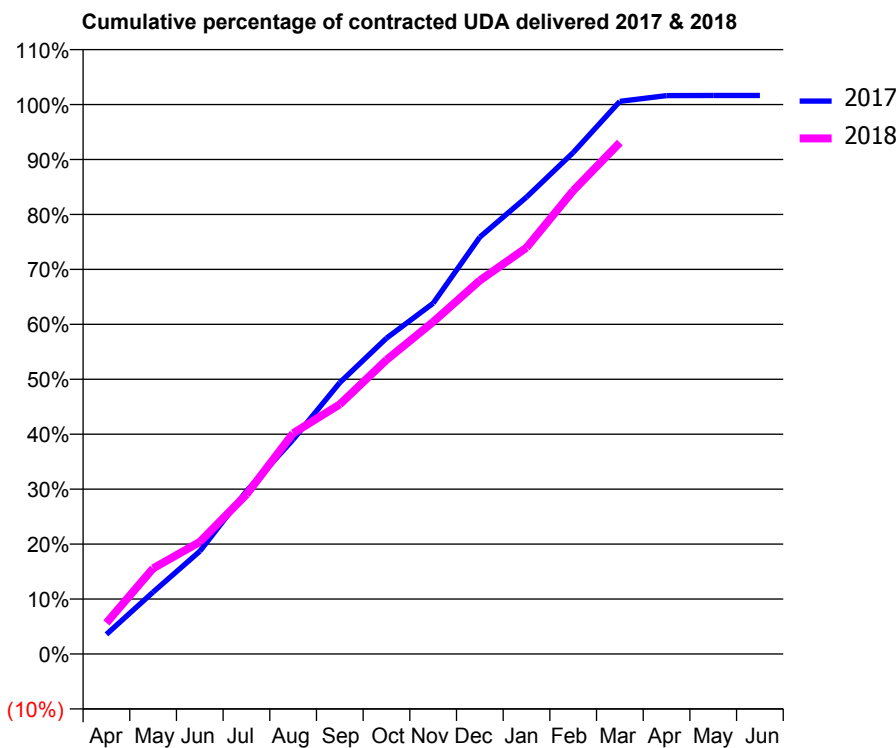
17/18 Contracted general activity (UDA)	12,460
Carry forward general activity (UDA)	-204
17/18 Contracted orthodontic activity (UOA)	0
Carry forward orthodontic activity (UOA)	0
Baseline contract value	£319,085.21

ACCESS*

Patients seen in 24 months	Total	Change since previous quarter
Quarter ending March 2017	5,902	
Quarter ending June 2017	5,888	→
Quarter ending September 2017	5,791	↓
Quarter ending December 2017	5,675	↓
Quarter ending March 2018	5,713	→
Variance since March 2017	(3.2%)	↓



ACTIVITY



Month	Adjusted Scheduled Activity (UDA)	
	2017	2018
April	446	705
May	1,405	1,944
June	2,331	2,541
July	3,694	3,619
August	4,864	5,004
September	6,156	5,661
October	7,160	6,668
November	7,954	7,532
December	9,454	8,472
January	10,361	9,216
February	11,371	10,506
March	12,533	11,597
April	12,661	
May	12,664	
June	12,664	

QUALITY

	Quantity	Base Number	Contract	AT	Region	England
% of FP17s for the same patient ID Re-attending within 3 months - Children	153	2,407	6.4%	10.5%	11.5%	11.9%
% of FP17s for the same patient ID Re-attending within 3 months - Adults	658	3,683	17.9%	16.1%	16.8%	16.0%
% of FP17s for the same patient ID Re-attending between 3 & 9 months - Children	806	2,407	33.5%	43.4%	47.7%	58.3%
% of FP17s for the same patient ID Re-attending between 3 & 9 months - Adults	1,263	3,683	34.3%	35.8%	38.2%	50.3%
% of FP17s for Band 1 Urgent Courses	756	6,000	12.6%	10.9%	10.6%	9.1%
% of FP17s Relating to Free Repair or Replacements	30	6,000	0.5%	0.5%	0.6%	0.8%
% of FP17s Relating to Continuations	30	6,000	0.5%	0.7%	0.8%	1.0%
% of Patients satisfied with the dentistry they have received	3	3	N/A	89.7%	89.3%	91.5%
% of Patients satisfied with the time they had to wait for an appointment	2	3	N/A	82.7%	84.4%	87.9%

* This is based on patients treated on this contract for their most recent course of treatment. Figures in italics indicate the base number of FP17s or Patient Questionnaire responses are less than 100. N/A is shown where the base number of responses is less than 10 during the period. % is calculated as Quantity/Base number*100

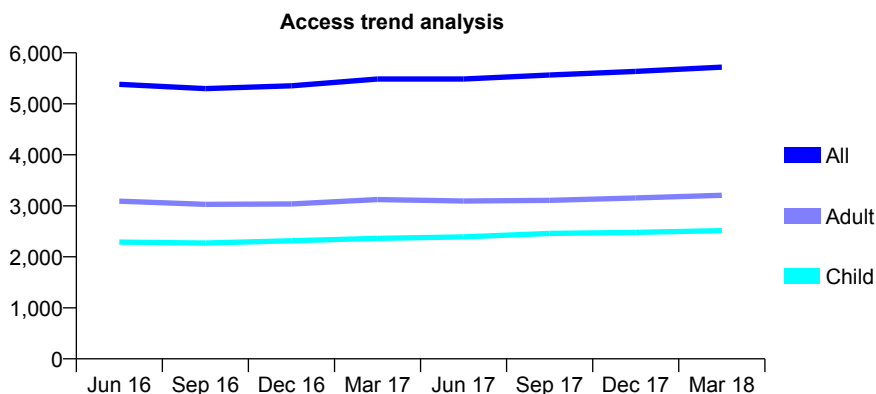
Q61 - Vital Signs At a Glance Contract Report for 250805/0001 - March 2018

Name or company name	Mrs A Chagger and Mr S Chagger
Contract type name	GDS Contract
Purpose of contract	General
Contract start date	01/04/2006
Contract end date	

17/18 Contracted general activity (UDA)	20,606
Carry forward general activity (UDA)	448
17/18 Contracted orthodontic activity (UOA)	0
Carry forward orthodontic activity (UOA)	0
Baseline contract value	£590,477.94

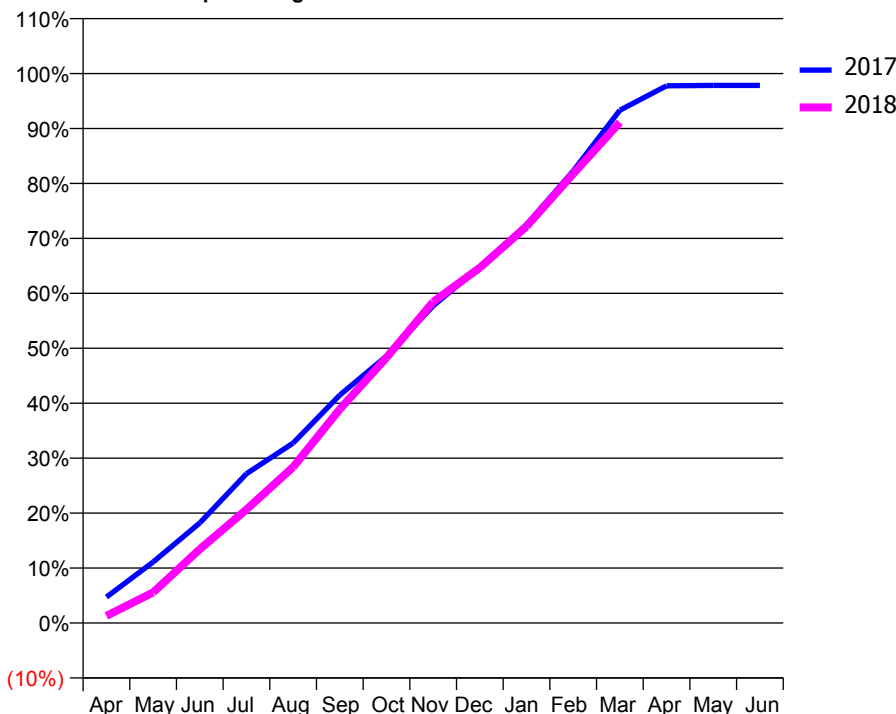
ACCESS*

Patients seen in 24 months	Total	Change since previous quarter
Quarter ending March 2017	5,486	
Quarter ending June 2017	5,485	→
Quarter ending September 2017	5,565	→
Quarter ending December 2017	5,634	→
Quarter ending March 2018	5,719	→
Variance since March 2017	4.2%	↑



ACTIVITY

Cumulative percentage of contracted UDA delivered 2017 & 2018



Month	Adjusted Scheduled Activity (UDA)	
	2017	2018
April	975	266
May	2,286	1,150
June	3,751	2,768
July	5,596	4,258
August	6,750	5,849
September	8,546	8,020
October	10,008	9,953
November	11,894	12,044
December	13,348	13,322
January	14,937	14,874
February	16,949	16,846
March	19,229	18,773
April	20,144	
May	20,158	
June	20,158	

QUALITY

	Quantity	Base Number	Contract	AT	Region	England
% of FP17s for the same patient ID Re-attending within 3 months - Children	200	2,887	6.9%	10.5%	11.5%	11.9%
% of FP17s for the same patient ID Re-attending within 3 months - Adults	504	3,395	14.8%	16.1%	16.8%	16.0%
% of FP17s for the same patient ID Re-attending between 3 & 9 months - Children	1,319	2,887	45.7%	43.4%	47.7%	58.3%
% of FP17s for the same patient ID Re-attending between 3 & 9 months - Adults	1,059	3,395	31.2%	35.8%	38.2%	50.3%
% of FP17s for Band 1 Urgent Courses	635	5,999	10.6%	10.9%	10.6%	9.1%
% of FP17s Relating to Free Repair or Replacements	1	5,999	0.0%	0.5%	0.6%	0.8%
% of FP17s Relating to Continuations	8	5,999	0.1%	0.7%	0.8%	1.0%
% of Patients satisfied with the dentistry they have received	5	5	N/A	89.7%	89.3%	91.5%
% of Patients satisfied with the time they had to wait for an appointment	5	5	N/A	82.7%	84.4%	87.9%

* This is based on patients treated on this contract for their most recent course of treatment. Figures in italics indicate the base number of FP17s or Patient Questionnaire responses are less than 100. N/A is shown where the base number of responses is less than 10 during the period. % is calculated as Quantity/Base number*100

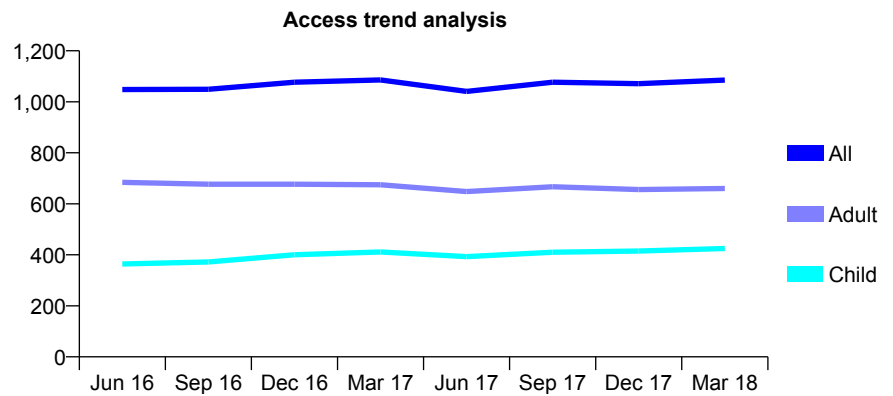
Q61 - Vital Signs At a Glance Contract Report for 250805/0004 - March 2018

Name or company name	MRS A CHAGGER
Contract type name	GDS Contract
Purpose of contract	General
Contract start date	01/02/2011
Contract end date	

17/18 Contracted general activity (UDA)	3,369
Carry forward general activity (UDA)	41
17/18 Contracted orthodontic activity (UOA)	0
Carry forward orthodontic activity (UOA)	0
Baseline contract value	£104,229.03

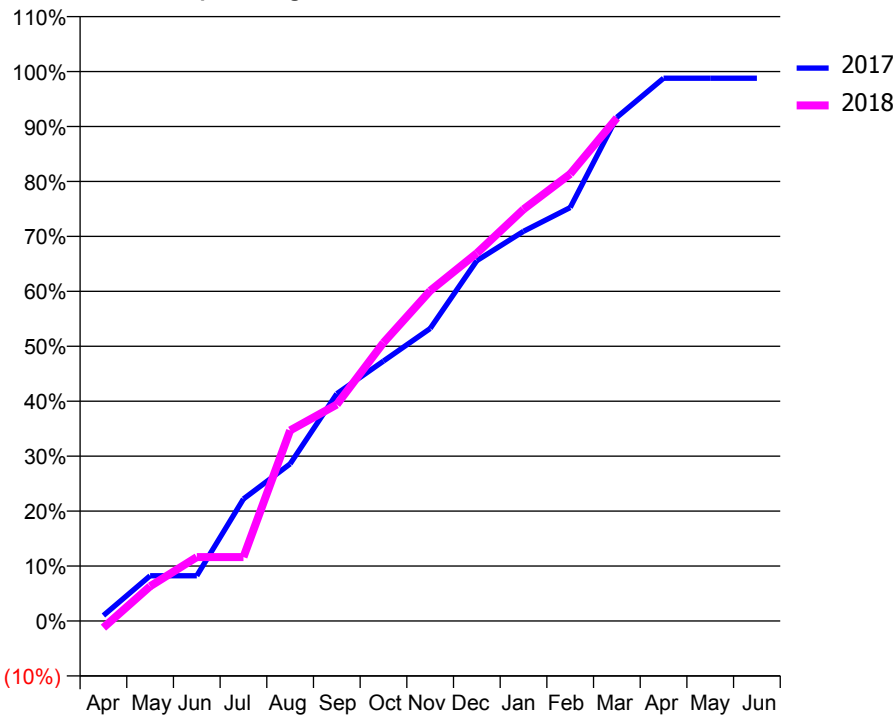
ACCESS*

Patients seen in 24 months	Total	Change since previous quarter
Quarter ending March 2017	1,086	
Quarter ending June 2017	1,041	↓
Quarter ending September 2017	1,077	↑
Quarter ending December 2017	1,071	→
Quarter ending March 2018	1,085	→
Variance since March 2017	(0.1%)	→



ACTIVITY

Cumulative percentage of contracted UDA delivered 2017 & 2018



Month	Adjusted Scheduled Activity (UDA)	
	2017	2018
April	34	-41
May	278	213
June	278	392
July	749	392
August	964	1,168
September	1,394	1,327
October	1,594	1,707
November	1,794	2,024
December	2,210	2,255
January	2,389	2,524
February	2,535	2,741
March	3,089	3,084
April	3,328	
May	3,328	
June	3,328	

QUALITY

	Quantity	Base Number	Contract	AT	Region	England
% of FP17s for the same patient ID Re-attending within 3 months - Children	44	630	7.0%	10.5%	11.5%	11.9%
% of FP17s for the same patient ID Re-attending within 3 months - Adults	86	945	9.1%	16.1%	16.8%	16.0%
% of FP17s for the same patient ID Re-attending between 3 & 9 months - Children	377	630	59.8%	43.4%	47.7%	58.3%
% of FP17s for the same patient ID Re-attending between 3 & 9 months - Adults	598	945	63.3%	35.8%	38.2%	50.3%
% of FP17s for Band 1 Urgent Courses	72	1,485	4.8%	10.9%	10.6%	9.1%
% of FP17s Relating to Free Repair or Replacements	7	1,485	0.5%	0.5%	0.6%	0.8%
% of FP17s Relating to Continuations	2	1,485	0.1%	0.7%	0.8%	1.0%
% of Patients satisfied with the dentistry they have received	2	2	N/A	89.7%	89.3%	91.5%
% of Patients satisfied with the time they had to wait for an appointment	2	2	N/A	82.7%	84.4%	87.9%

* This is based on patients treated on this contract for their most recent course of treatment. Figures in italics indicate the base number of FP17s or Patient Questionnaire responses are less than 100. N/A is shown where the base number of responses is less than 10 during the period. % is calculated as Quantity/Base number*100

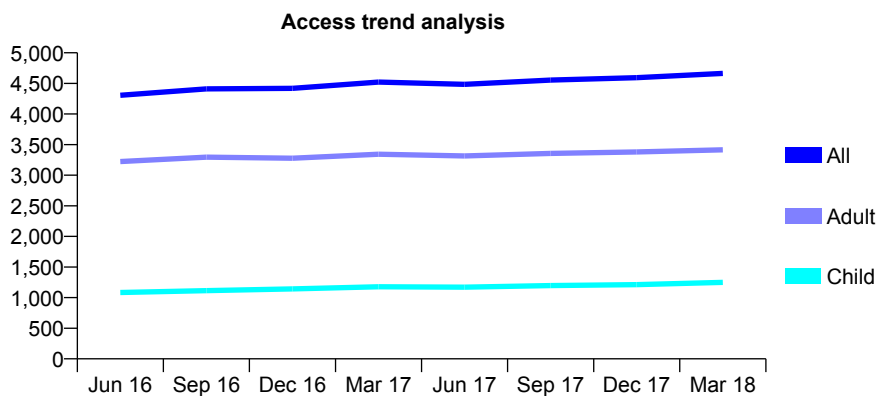
Q61 - Vital Signs At a Glance Contract Report for 251348/0001 - March 2018

Name or company name	MR A MOTAMEDARDAMEH
Contract type name	GDS Contract
Purpose of contract	General
Contract start date	01/04/2006
Contract end date	

17/18 Contracted general activity (UDA)	15,139
Carry forward general activity (UDA)	1,300
17/18 Contracted orthodontic activity (UOA)	0
Carry forward orthodontic activity (UOA)	0
Baseline contract value	£394,327.59

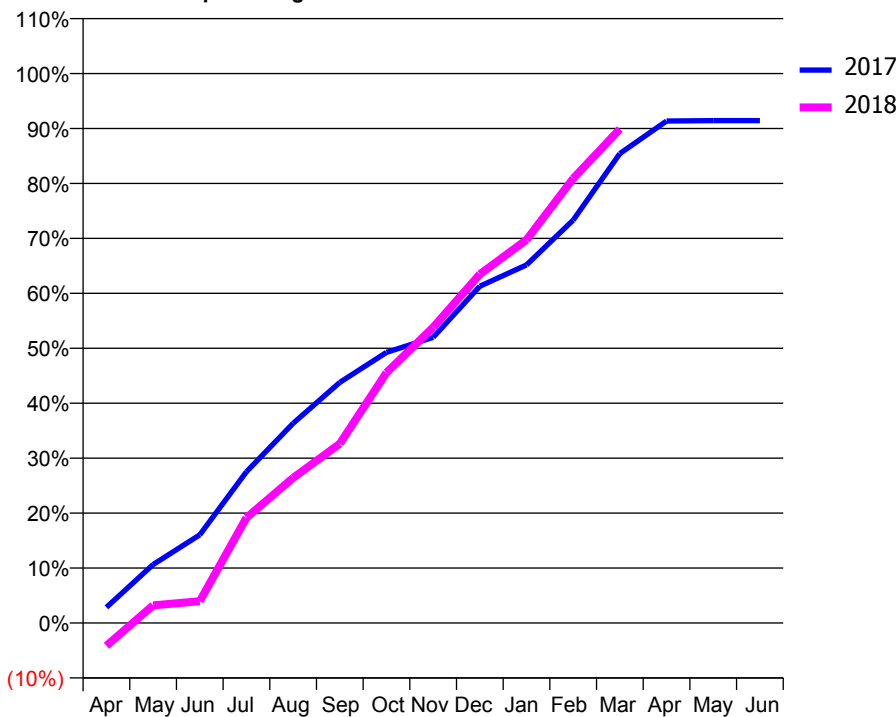
ACCESS*

Patients seen in 24 months	Total	Change since previous quarter
Quarter ending March 2017	4,521	
Quarter ending June 2017	4,485	→
Quarter ending September 2017	4,555	→
Quarter ending December 2017	4,593	→
Quarter ending March 2018	4,663	→
Variance since March 2017	3.1%	↑



ACTIVITY

Cumulative percentage of contracted UDA delivered 2017 & 2018



Month	Adjusted Scheduled Activity (UDA)	
	2017	2018
April	430	-629
May	1,611	485
June	2,432	601
July	4,167	2,902
August	5,503	3,997
September	6,629	4,941
October	7,454	6,898
November	7,873	8,148
December	9,278	9,608
January	9,867	10,556
February	11,102	12,247
March	12,935	13,611
April	13,828	
May	13,839	
June	13,839	

QUALITY

	Quantity	Base Number	Contract	AT	Region	England
% of FP17s for the same patient ID Re-attending within 3 months - Children	119	1,392	8.5%	10.5%	11.5%	11.9%
% of FP17s for the same patient ID Re-attending within 3 months - Adults	715	3,665	19.5%	16.1%	16.8%	16.0%
% of FP17s for the same patient ID Re-attending between 3 & 9 months - Children	542	1,392	38.9%	43.4%	47.7%	58.3%
% of FP17s for the same patient ID Re-attending between 3 & 9 months - Adults	1,023	3,665	27.9%	35.8%	38.2%	50.3%
% of FP17s for Band 1 Urgent Courses	810	4,818	16.8%	10.9%	10.6%	9.1%
% of FP17s Relating to Free Repair or Replacements	20	4,818	0.4%	0.5%	0.6%	0.8%
% of FP17s Relating to Continuations	27	4,818	0.6%	0.7%	0.8%	1.0%
% of Patients satisfied with the dentistry they have received	6	6	N/A	89.7%	89.3%	91.5%
% of Patients satisfied with the time they had to wait for an appointment	6	6	N/A	82.7%	84.4%	87.9%

* This is based on patients treated on this contract for their most recent course of treatment. Figures in italics indicate the base number of FP17s or Patient Questionnaire responses are less than 100. N/A is shown where the base number of responses is less than 10 during the period. % is calculated as Quantity/Base number*100

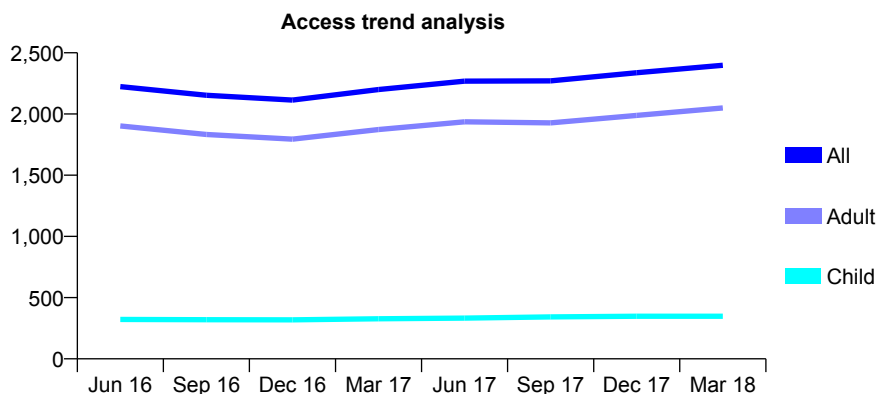
Q61 - Vital Signs At a Glance Contract Report for 256722/0001 - March 2018

Name or company name	MR S PATEL
Contract type name	GDS Contract
Purpose of contract	General
Contract start date	01/04/2006
Contract end date	

17/18 Contracted general activity (UDA)	4,834
Carry forward general activity (UDA)	104
17/18 Contracted orthodontic activity (UOA)	0
Carry forward orthodontic activity (UOA)	0
Baseline contract value	£172,586.27

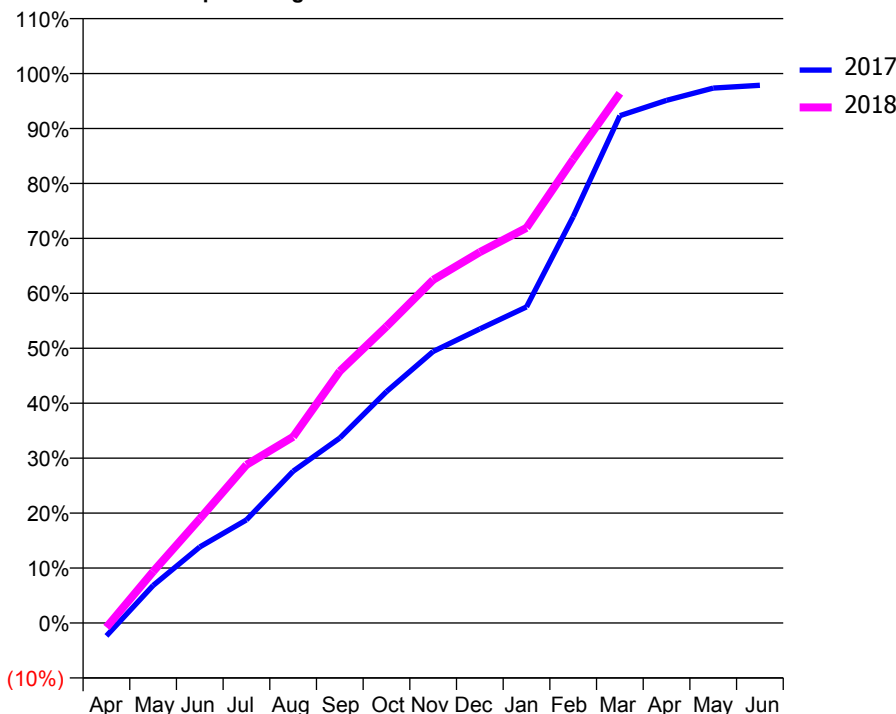
ACCESS*

Patients seen in 24 months	Total	Change since previous quarter
Quarter ending March 2017	2,200	
Quarter ending June 2017	2,269	↑
Quarter ending September 2017	2,271	→
Quarter ending December 2017	2,337	↑
Quarter ending March 2018	2,398	↑
Variance since March 2017	9.0%	↑



ACTIVITY

Cumulative percentage of contracted UDA delivered 2017 & 2018



Month	Adjusted Scheduled Activity (UDA)	
	2017	2018
April	-115	-40
May	330	452
June	669	917
July	907	1,392
August	1,335	1,639
September	1,628	2,216
October	2,036	2,609
November	2,389	3,019
December	2,587	3,262
January	2,781	3,477
February	3,574	4,079
March	4,463	4,660
April	4,598	
May	4,706	
June	4,730	

QUALITY

	Quantity	Base Number	Contract	AT	Region	England
% of FP17s for the same patient ID Re-attending within 3 months - Children	54	472	11.4%	10.5%	11.5%	11.9%
% of FP17s for the same patient ID Re-attending within 3 months - Adults	145	2,115	6.9%	16.1%	16.8%	16.0%
% of FP17s for the same patient ID Re-attending between 3 & 9 months - Children	238	472	50.4%	43.4%	47.7%	58.3%
% of FP17s for the same patient ID Re-attending between 3 & 9 months - Adults	873	2,115	41.3%	35.8%	38.2%	50.3%
% of FP17s for Band 1 Urgent Courses	103	2,204	4.7%	10.9%	10.6%	9.1%
% of FP17s Relating to Free Repair or Replacements	16	2,204	0.7%	0.5%	0.6%	0.8%
% of FP17s Relating to Continuations	3	2,204	0.1%	0.7%	0.8%	1.0%
% of Patients satisfied with the dentistry they have received	2	2	N/A	89.7%	89.3%	91.5%
% of Patients satisfied with the time they had to wait for an appointment	2	2	N/A	82.7%	84.4%	87.9%

* This is based on patients treated on this contract for their most recent course of treatment. Figures in italics indicate the base number of FP17s or Patient Questionnaire responses are less than 100. N/A is shown where the base number of responses is less than 10 during the period. % is calculated as Quantity/Base number*100

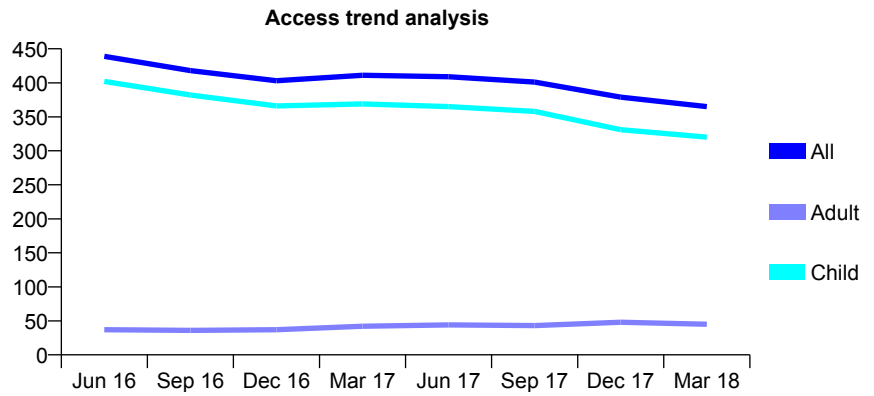
Q61 - Vital Signs At a Glance Contract Report for 256951/0001 - March 2018

Name or company name	MR I DAVIS
Contract type name	GDS Contract
Purpose of contract	General
Contract start date	01/04/2006
Contract end date	

17/18 Contracted general activity (UDA)	735
Carry forward general activity (UDA)	-4
17/18 Contracted orthodontic activity (UOA)	0
Carry forward orthodontic activity (UOA)	0
Baseline contract value	£17,631.40

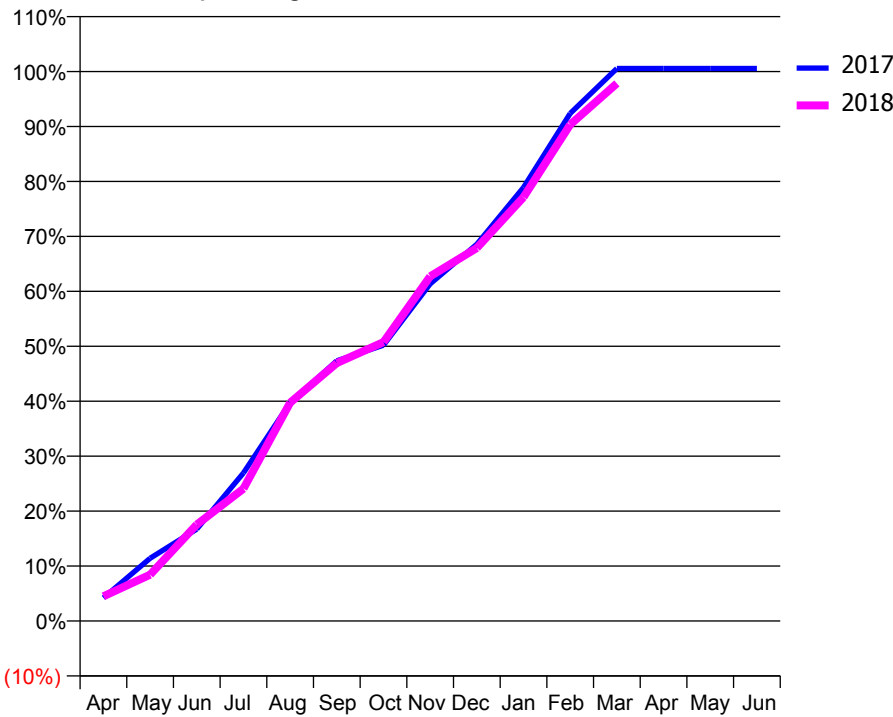
ACCESS*

Patients seen in 24 months	Total	Change since previous quarter
Quarter ending March 2017	411	
Quarter ending June 2017	409	→
Quarter ending September 2017	401	↓
Quarter ending December 2017	379	↓
Quarter ending March 2018	365	↓
Variance since March 2017	(11.2%)	↓



ACTIVITY

Cumulative percentage of contracted UDA delivered 2017 & 2018



Month	Adjusted Scheduled Activity (UDA)	
	2017	2018
April	31	33
May	84	62
June	123	129
July	198	177
August	292	292
September	348	345
October	369	373
November	451	461
December	504	499
January	580	567
February	679	664
March	739	719
April	739	
May	739	
June	739	

QUALITY

	Quantity	Base Number	Contract	AT	Region	England
% of FP17s for the same patient ID Re-attending within 3 months - Children	12	371	3.2%	10.5%	11.5%	11.9%
% of FP17s for the same patient ID Re-attending within 3 months - Adults	0	7	0.0%	16.1%	16.8%	16.0%
% of FP17s for the same patient ID Re-attending between 3 & 9 months - Children	190	371	51.2%	43.4%	47.7%	58.3%
% of FP17s for the same patient ID Re-attending between 3 & 9 months - Adults	3	7	42.9%	35.8%	38.2%	50.3%
% of FP17s for Band 1 Urgent Courses	0	377	0.0%	10.9%	10.6%	9.1%
% of FP17s Relating to Free Repair or Replacements	0	377	0.0%	0.5%	0.6%	0.8%
% of FP17s Relating to Continuations	0	377	0.0%	0.7%	0.8%	1.0%
% of Patients satisfied with the dentistry they have received	0	0	N/A	89.7%	89.3%	91.5%
% of Patients satisfied with the time they had to wait for an appointment	0	0	N/A	82.7%	84.4%	87.9%

* This is based on patients treated on this contract for their most recent course of treatment. Figures in italics indicate the base number of FP17s or Patient Questionnaire responses are less than 100. N/A is shown where the base number of responses is less than 10 during the period. % is calculated as Quantity/Base number*100

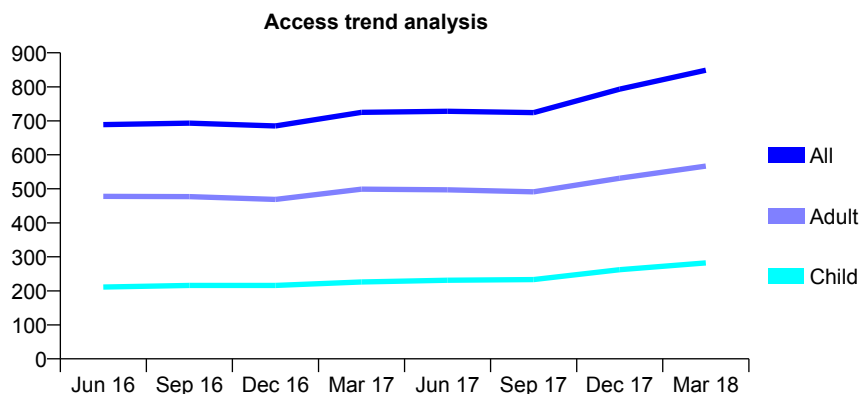
Q61 - Vital Signs At a Glance Contract Report for 258016/0001 - March 2018

Name or company name	MR L KHALILIBEGLOO
Contract type name	GDS Contract
Purpose of contract	General
Contract start date	01/04/2006
Contract end date	

17/18 Contracted general activity (UDA)	1,900
Carry forward general activity (UDA)	0
17/18 Contracted orthodontic activity (UOA)	0
Carry forward orthodontic activity (UOA)	0
Baseline contract value	£61,136.65

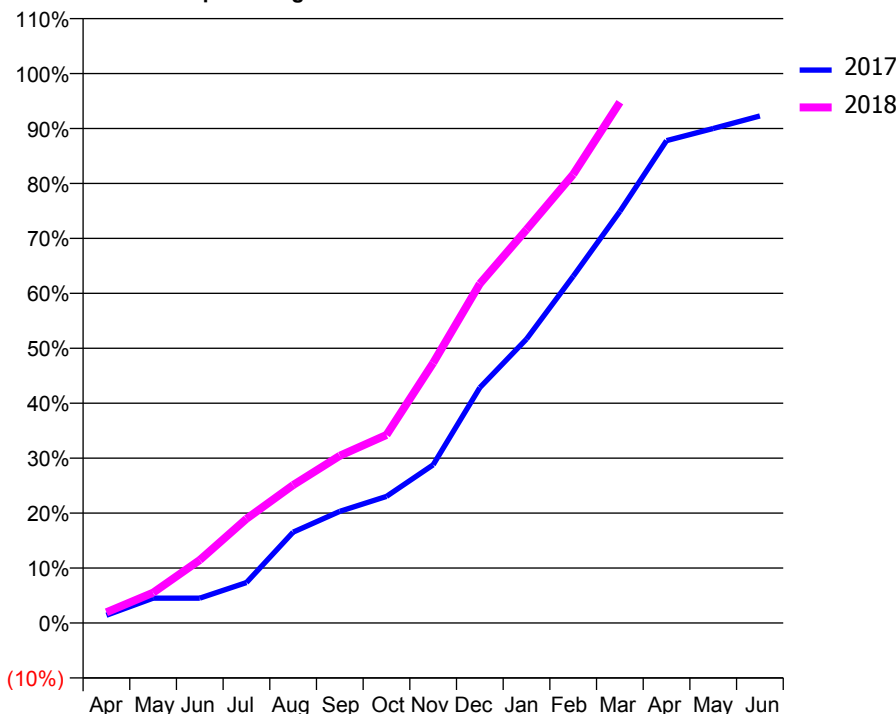
ACCESS*

Patients seen in 24 months	Total	Change since previous quarter
Quarter ending March 2017	725	
Quarter ending June 2017	728	→
Quarter ending September 2017	724	→
Quarter ending December 2017	793	↑
Quarter ending March 2018	849	↑
Variance since March 2017	17.1%	↑



ACTIVITY

Cumulative percentage of contracted UDA delivered 2017 & 2018



Month	Adjusted Scheduled Activity (UDA)	
	2017	2018
April	27	37
May	86	105
June	86	218
July	140	360
August	314	477
September	386	578
October	438	650
November	547	899
December	814	1,173
January	982	1,360
February	1,199	1,551
March	1,423	1,801
April	1,668	
May	1,710	
June	1,753	

QUALITY

	Quantity	Base Number	Contract	AT	Region	England
% of FP17s for the same patient ID Re-attending within 3 months - Children	3	254	1.2%	10.5%	11.5%	11.9%
% of FP17s for the same patient ID Re-attending within 3 months - Adults	29	541	5.4%	16.1%	16.8%	16.0%
% of FP17s for the same patient ID Re-attending between 3 & 9 months - Children	58	254	22.8%	43.4%	47.7%	58.3%
% of FP17s for the same patient ID Re-attending between 3 & 9 months - Adults	137	541	25.3%	35.8%	38.2%	50.3%
% of FP17s for Band 1 Urgent Courses	4	707	0.6%	10.9%	10.6%	9.1%
% of FP17s Relating to Free Repair or Replacements	1	707	0.1%	0.5%	0.6%	0.8%
% of FP17s Relating to Continuations	7	707	1.0%	0.7%	0.8%	1.0%
% of Patients satisfied with the dentistry they have received	0	0	N/A	89.7%	89.3%	91.5%
% of Patients satisfied with the time they had to wait for an appointment	0	0	N/A	82.7%	84.4%	87.9%

* This is based on patients treated on this contract for their most recent course of treatment. Figures in italics indicate the base number of FP17s or Patient Questionnaire responses are less than 100. N/A is shown where the base number of responses is less than 10 during the period. % is calculated as Quantity/Base number*100

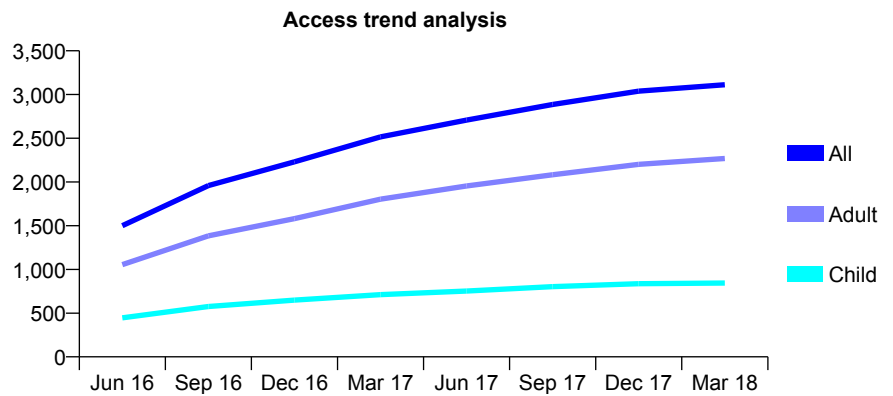
Q61 - Vital Signs At a Glance Contract Report for 269824/0001 - March 2018

Name or company name	MR A SHARMA
Contract type name	GDS Contract
Purpose of contract	General
Contract start date	01/01/2016
Contract end date	

17/18 Contracted general activity (UDA)	8,143
Carry forward general activity (UDA)	6
17/18 Contracted orthodontic activity (UOA)	0
Carry forward orthodontic activity (UOA)	0
Baseline contract value	£215,639.46

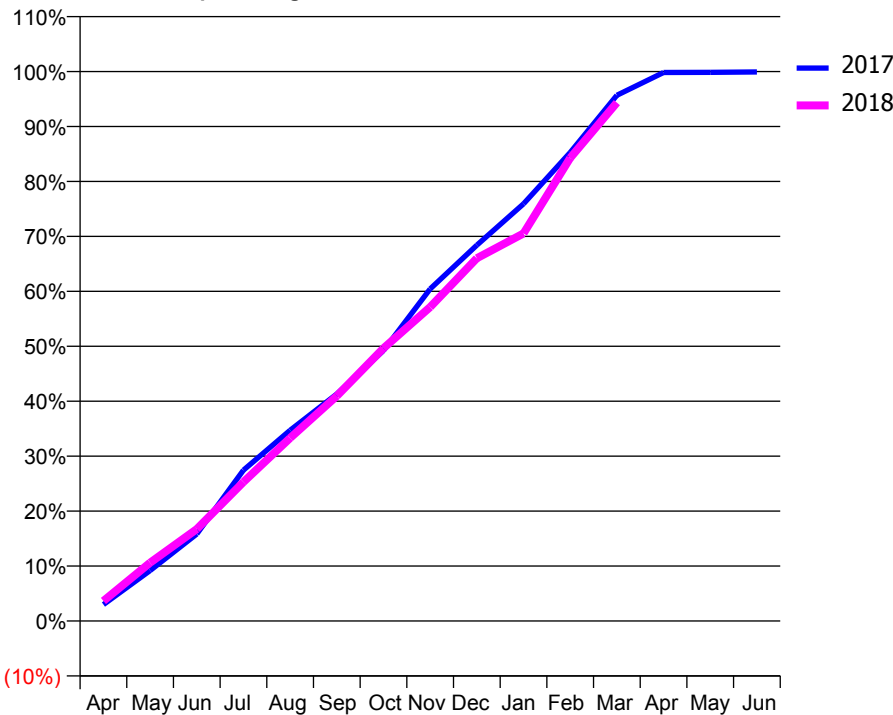
ACCESS*

Patients seen in 24 months	Total	Change since previous quarter
Quarter ending March 2017	2,516	
Quarter ending June 2017	2,707	↑
Quarter ending September 2017	2,886	↑
Quarter ending December 2017	3,038	↑
Quarter ending March 2018	3,112	↑
Variance since March 2017	23.7%	↑



ACTIVITY

Cumulative percentage of contracted UDA delivered 2017 & 2018



Month	Adjusted Scheduled Activity (UDA)	
	2017	2018
April	244	297
May	749	864
June	1,289	1,363
July	2,235	2,061
August	2,827	2,712
September	3,364	3,335
October	4,008	4,042
November	4,921	4,653
December	5,570	5,377
January	6,182	5,744
February	6,944	6,861
March	7,790	7,681
April	8,129	
May	8,130	
June	8,136	

QUALITY

	Quantity	Base Number	Contract	AT	Region	England
% of FP17s for the same patient ID Re-attending within 3 months - Children	79	1,263	6.3%	10.5%	11.5%	11.9%
% of FP17s for the same patient ID Re-attending within 3 months - Adults	332	2,836	11.7%	16.1%	16.8%	16.0%
% of FP17s for the same patient ID Re-attending between 3 & 9 months - Children	690	1,263	54.6%	43.4%	47.7%	58.3%
% of FP17s for the same patient ID Re-attending between 3 & 9 months - Adults	1,340	2,836	47.2%	35.8%	38.2%	50.3%
% of FP17s for Band 1 Urgent Courses	350	3,957	8.8%	10.9%	10.6%	9.1%
% of FP17s Relating to Free Repair or Replacements	52	3,957	1.3%	0.5%	0.6%	0.8%
% of FP17s Relating to Continuations	10	3,957	0.3%	0.7%	0.8%	1.0%
% of Patients satisfied with the dentistry they have received	6	6	N/A	89.7%	89.3%	91.5%
% of Patients satisfied with the time they had to wait for an appointment	5	6	N/A	82.7%	84.4%	87.9%

* This is based on patients treated on this contract for their most recent course of treatment. Figures in italics indicate the base number of FP17s or Patient Questionnaire responses are less than 100. N/A is shown where the base number of responses is less than 10 during the period. % is calculated as Quantity/Base number*100

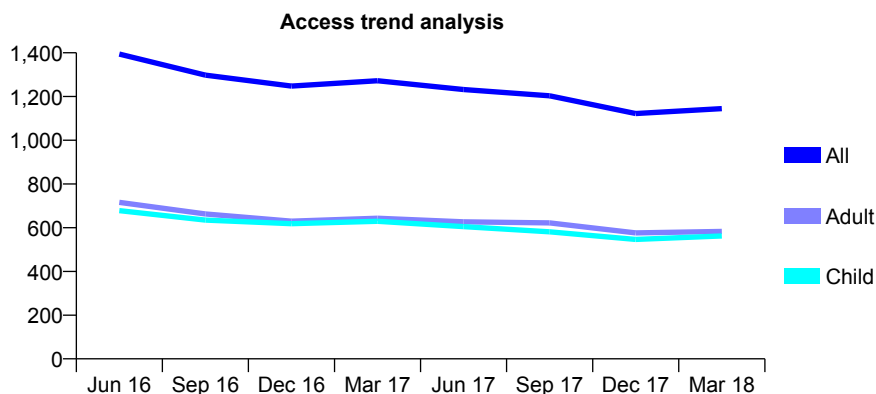
Q61 - Vital Signs At a Glance Contract Report for 270180/0001 - March 2018

Name or company name	MR SS SIHRA
Contract type name	GDS Contract
Purpose of contract	General
Contract start date	01/04/2006
Contract end date	

17/18 Contracted general activity (UDA)	4,009
Carry forward general activity (UDA)	-22
17/18 Contracted orthodontic activity (UOA)	0
Carry forward orthodontic activity (UOA)	0
Baseline contract value	£129,925.19

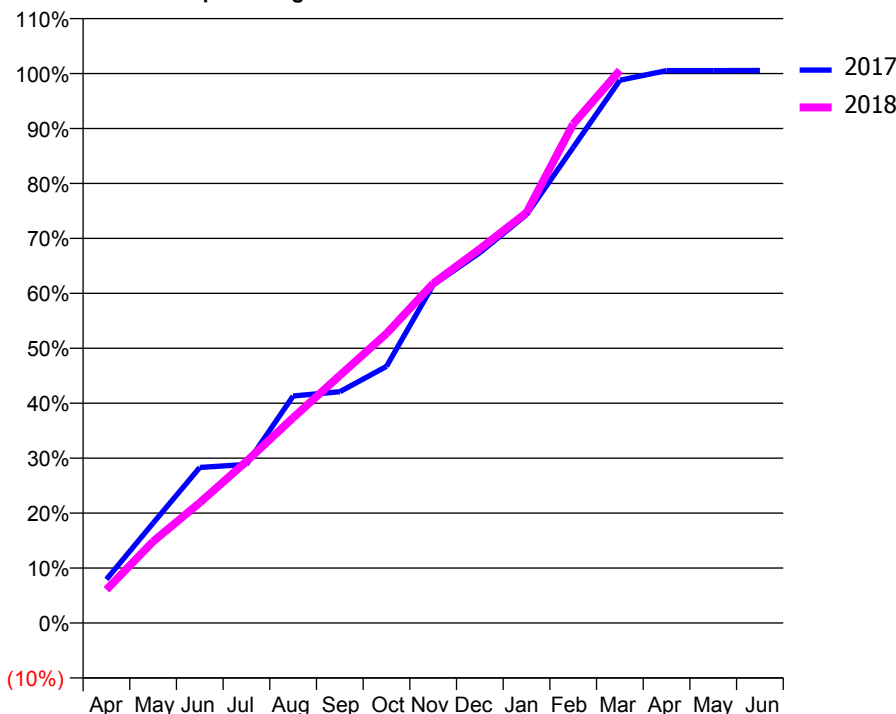
ACCESS*

Patients seen in 24 months	Total	Change since previous quarter
Quarter ending March 2017	1,272	
Quarter ending June 2017	1,232	↓
Quarter ending September 2017	1,203	↓
Quarter ending December 2017	1,122	↓
Quarter ending March 2018	1,145	↑
Variance since March 2017	(10.0%)	↓



ACTIVITY

Cumulative percentage of contracted UDA delivered 2017 & 2018



Month	Adjusted Scheduled Activity (UDA)	
	2017	2018
April	319	243
May	730	595
June	1,135	878
July	1,157	1,180
August	1,656	1,497
September	1,687	1,806
October	1,873	2,112
November	2,467	2,478
December	2,702	2,730
January	2,980	2,994
February	3,470	3,641
March	3,960	4,032
April	4,030	
May	4,030	
June	4,031	

QUALITY

	Quantity	Base Number	Contract	AT	Region	England
% of FP17s for the same patient ID Re-attending within 3 months - Children	42	683	6.1%	10.5%	11.5%	11.9%
% of FP17s for the same patient ID Re-attending within 3 months - Adults	41	541	7.6%	16.1%	16.8%	16.0%
% of FP17s for the same patient ID Re-attending between 3 & 9 months - Children	324	683	47.4%	43.4%	47.7%	58.3%
% of FP17s for the same patient ID Re-attending between 3 & 9 months - Adults	201	541	37.2%	35.8%	38.2%	50.3%
% of FP17s for Band 1 Urgent Courses	9	1,200	0.8%	10.9%	10.6%	9.1%
% of FP17s Relating to Free Repair or Replacements	0	1,200	0.0%	0.5%	0.6%	0.8%
% of FP17s Relating to Continuations	29	1,200	2.4%	0.7%	0.8%	1.0%
% of Patients satisfied with the dentistry they have received	0	0	N/A	89.7%	89.3%	91.5%
% of Patients satisfied with the time they had to wait for an appointment	0	0	N/A	82.7%	84.4%	87.9%

* This is based on patients treated on this contract for their most recent course of treatment. Figures in italics indicate the base number of FP17s or Patient Questionnaire responses are less than 100. N/A is shown where the base number of responses is less than 10 during the period. % is calculated as Quantity/Base number*100

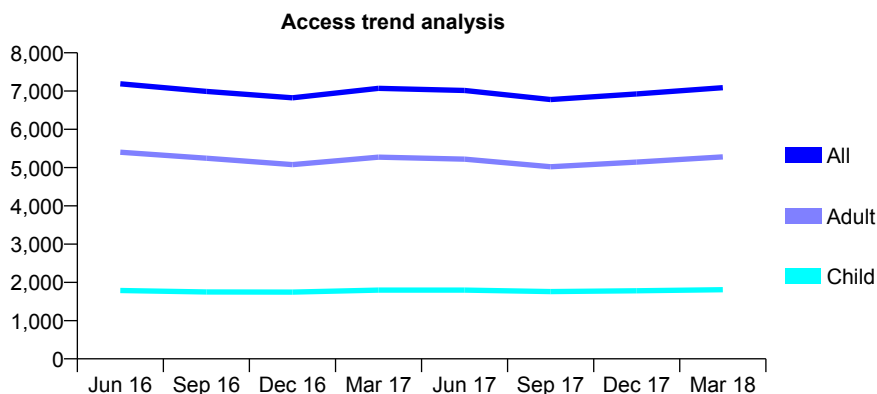
Q61 - Vital Signs At a Glance Contract Report for 277371/0001 - March 2018

Name or company name	MRS K SIVAGURUNATHAN
Contract type name	GDS Contract
Purpose of contract	General
Contract start date	01/04/2006
Contract end date	

17/18 Contracted general activity (UDA)	20,252
Carry forward general activity (UDA)	534
17/18 Contracted orthodontic activity (UOA)	0
Carry forward orthodontic activity (UOA)	0
Baseline contract value	£526,108.82

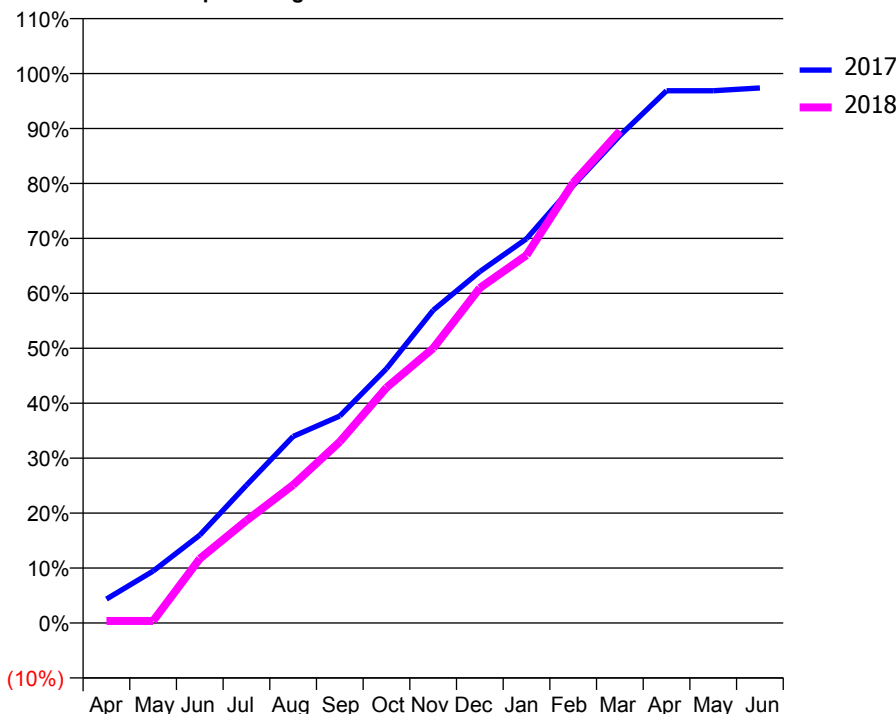
ACCESS*

Patients seen in 24 months	Total	Change since previous quarter
Quarter ending March 2017	7,070	
Quarter ending June 2017	7,015	→
Quarter ending September 2017	6,779	↓
Quarter ending December 2017	6,923	↑
Quarter ending March 2018	7,087	↑
Variance since March 2017	0.2%	→



ACTIVITY

Cumulative percentage of contracted UDA delivered 2017 & 2018



Month	Adjusted Scheduled Activity (UDA)	
	2017	2018
April	884	76
May	1,912	76
June	3,241	2,369
July	5,079	3,778
August	6,876	5,089
September	7,631	6,680
October	9,374	8,675
November	11,528	10,125
December	12,950	12,348
January	14,162	13,555
February	16,123	16,225
March	17,964	18,130
April	19,615	
May	19,615	
June	19,718	

QUALITY

	Quantity	Base Number	Contract	AT	Region	England
% of FP17s for the same patient ID Re-attending within 3 months - Children	102	1,832	5.6%	10.5%	11.5%	11.9%
% of FP17s for the same patient ID Re-attending within 3 months - Adults	664	5,545	12.0%	16.1%	16.8%	16.0%
% of FP17s for the same patient ID Re-attending between 3 & 9 months - Children	697	1,832	38.0%	43.4%	47.7%	58.3%
% of FP17s for the same patient ID Re-attending between 3 & 9 months - Adults	1,783	5,545	32.2%	35.8%	38.2%	50.3%
% of FP17s for Band 1 Urgent Courses	607	6,834	8.9%	10.9%	10.6%	9.1%
% of FP17s Relating to Free Repair or Replacements	19	6,834	0.3%	0.5%	0.6%	0.8%
% of FP17s Relating to Continuations	56	6,834	0.8%	0.7%	0.8%	1.0%
% of Patients satisfied with the dentistry they have received	3	5	N/A	89.7%	89.3%	91.5%
% of Patients satisfied with the time they had to wait for an appointment	2	5	N/A	82.7%	84.4%	87.9%

* This is based on patients treated on this contract for their most recent course of treatment. Figures in italics indicate the base number of FP17s or Patient Questionnaire responses are less than 100. N/A is shown where the base number of responses is less than 10 during the period. % is calculated as Quantity/Base number*100

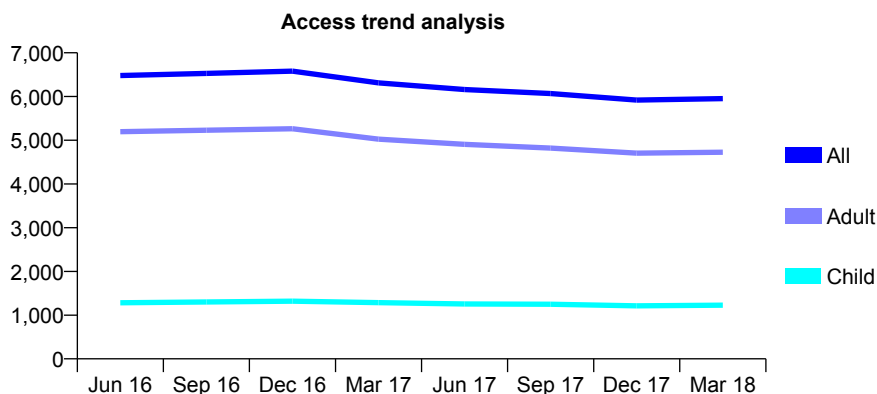
Q61 - Vital Signs At a Glance Contract Report for 277371/0002 - March 2018

Name or company name	MRS K SIVAGURUNATHAN
Contract type name	GDS Contract
Purpose of contract	General
Contract start date	01/11/2007
Contract end date	

17/18 Contracted general activity (UDA)	19,281
Carry forward general activity (UDA)	60
17/18 Contracted orthodontic activity (UOA)	0
Carry forward orthodontic activity (UOA)	0
Baseline contract value	£550,616.06

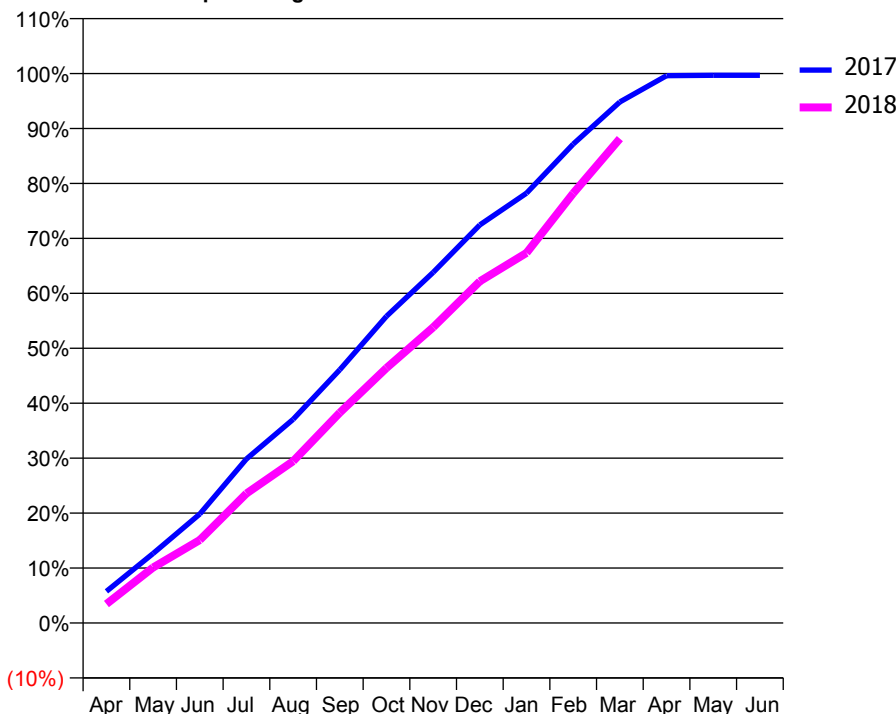
ACCESS*

Patients seen in 24 months	Total	Change since previous quarter
Quarter ending March 2017	6,312	
Quarter ending June 2017	6,160	↓
Quarter ending September 2017	6,069	↓
Quarter ending December 2017	5,918	↓
Quarter ending March 2018	5,953	→
Variance since March 2017	(5.7%)	↓



ACTIVITY

Cumulative percentage of contracted UDA delivered 2017 & 2018



QUALITY

	Quantity	Base Number	Contract	AT	Region	England
% of FP17s for the same patient ID Re-attending within 3 months - Children	146	1,393	10.5%	10.5%	11.5%	11.9%
% of FP17s for the same patient ID Re-attending within 3 months - Adults	426	4,602	9.3%	16.1%	16.8%	16.0%
% of FP17s for the same patient ID Re-attending between 3 & 9 months - Children	579	1,393	41.6%	43.4%	47.7%	58.3%
% of FP17s for the same patient ID Re-attending between 3 & 9 months - Adults	1,638	4,602	35.6%	35.8%	38.2%	50.3%
% of FP17s for Band 1 Urgent Courses	160	5,642	2.8%	10.9%	10.6%	9.1%
% of FP17s Relating to Free Repair or Replacements	14	5,642	0.2%	0.5%	0.6%	0.8%
% of FP17s Relating to Continuations	12	5,642	0.2%	0.7%	0.8%	1.0%
% of Patients satisfied with the dentistry they have received	4	4	N/A	89.7%	89.3%	91.5%
% of Patients satisfied with the time they had to wait for an appointment	4	4	N/A	82.7%	84.4%	87.9%

* This is based on patients treated on this contract for their most recent course of treatment. Figures in italics indicate the base number of FP17s or Patient Questionnaire responses are less than 100. N/A is shown where the base number of responses is less than 10 during the period. % is calculated as Quantity/Base number*100

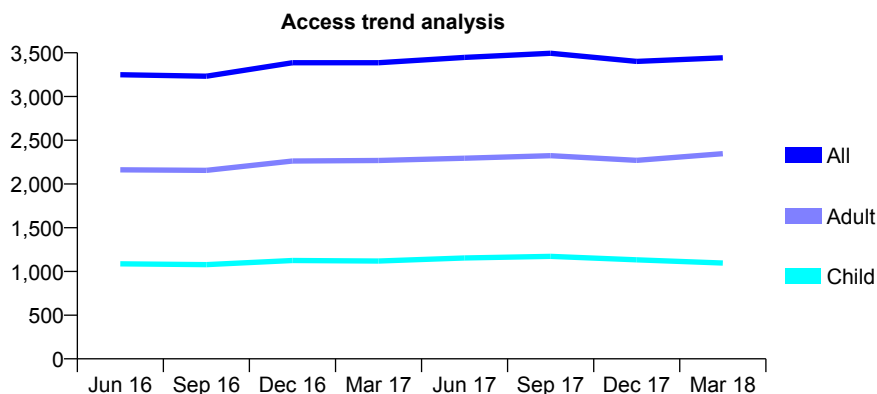
Q61 - Vital Signs At a Glance Contract Report for 277495/0001 - March 2018

Name or company name	DR A ALSAM
Contract type name	GDS Contract
Purpose of contract	General
Contract start date	01/04/2006
Contract end date	

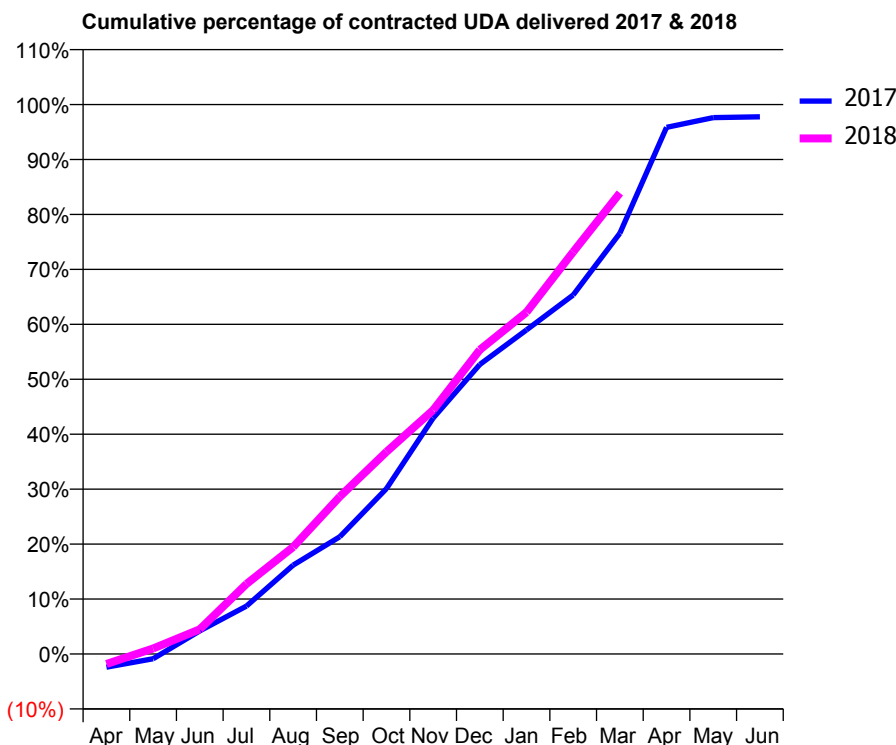
17/18 Contracted general activity (UDA)	7,861
Carry forward general activity (UDA)	176
17/18 Contracted orthodontic activity (UOA)	0
Carry forward orthodontic activity (UOA)	0
Baseline contract value	£222,644.54

ACCESS*

Patients seen in 24 months	Total	Change since previous quarter
Quarter ending March 2017	3,386	
Quarter ending June 2017	3,447	→
Quarter ending September 2017	3,495	→
Quarter ending December 2017	3,402	↓
Quarter ending March 2018	3,443	→
Variance since March 2017	1.7%	→



ACTIVITY



Month	Adjusted Scheduled Activity (UDA)	
	2017	2018
April	-189	-144
May	-70	79
June	331	355
July	685	1,003
August	1,271	1,531
September	1,677	2,253
October	2,366	2,893
November	3,376	3,490
December	4,143	4,353
January	4,637	4,890
February	5,136	5,752
March	6,020	6,596
April	7,534	
May	7,673	
June	7,685	

QUALITY

	Quantity	Base Number	Contract	AT	Region	England
% of FP17s for the same patient ID Re-attending within 3 months - Children	76	1,102	6.9%	10.5%	11.5%	11.9%
% of FP17s for the same patient ID Re-attending within 3 months - Adults	191	2,004	9.5%	16.1%	16.8%	16.0%
% of FP17s for the same patient ID Re-attending between 3 & 9 months - Children	363	1,102	32.9%	43.4%	47.7%	58.3%
% of FP17s for the same patient ID Re-attending between 3 & 9 months - Adults	469	2,004	23.4%	35.8%	38.2%	50.3%
% of FP17s for Band 1 Urgent Courses	305	2,628	11.6%	10.9%	10.6%	9.1%
% of FP17s Relating to Free Repair or Replacements	0	2,628	0.0%	0.5%	0.6%	0.8%
% of FP17s Relating to Continuations	1	2,628	0.0%	0.7%	0.8%	1.0%
% of Patients satisfied with the dentistry they have received	0	0	N/A	89.7%	89.3%	91.5%
% of Patients satisfied with the time they had to wait for an appointment	0	0	N/A	82.7%	84.4%	87.9%

* This is based on patients treated on this contract for their most recent course of treatment. Figures in italics indicate the base number of FP17s or Patient Questionnaire responses are less than 100. N/A is shown where the base number of responses is less than 10 during the period. % is calculated as Quantity/Base number*100

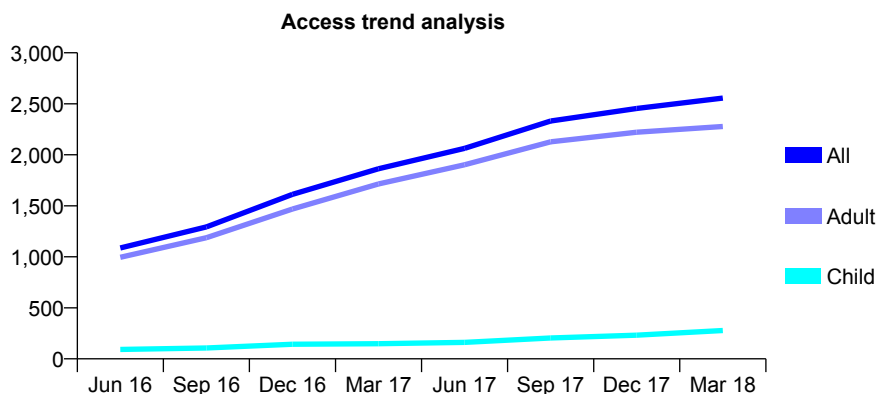
Q61 - Vital Signs At a Glance Contract Report for 285978/0002 - March 2018

Name or company name	MR A DEMETRIOU
Contract type name	GDS Contract
Purpose of contract	General
Contract start date	01/09/2015
Contract end date	

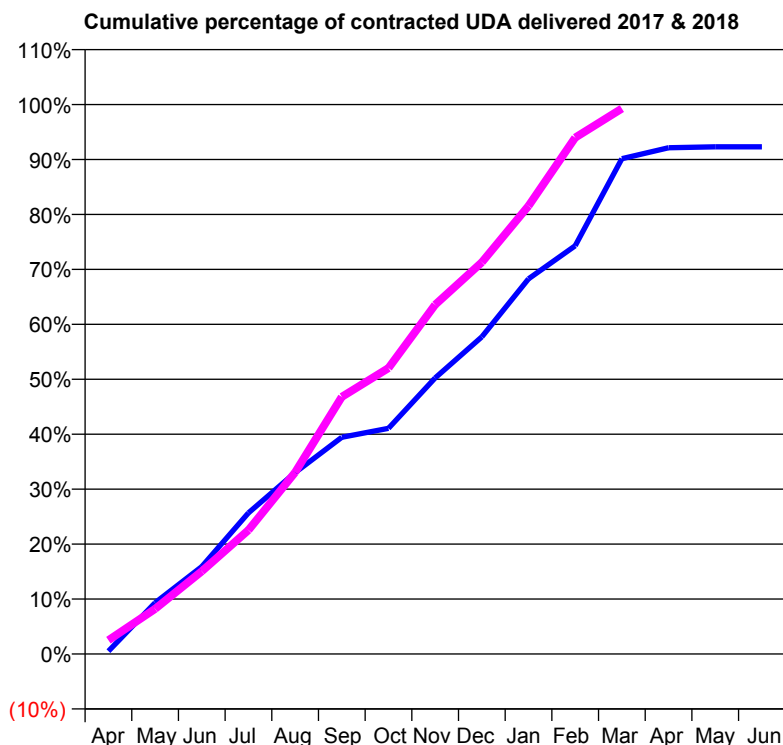
17/18 Contracted general activity (UDA)	6,809
Carry forward general activity (UDA)	0
17/18 Contracted orthodontic activity (UOA)	0
Carry forward orthodontic activity (UOA)	0
Baseline contract value	£150,912.10

ACCESS*

Patients seen in 24 months	Total	Change since previous quarter
Quarter ending March 2017	1,864	
Quarter ending June 2017	2,063	↑
Quarter ending September 2017	2,332	↑
Quarter ending December 2017	2,454	↑
Quarter ending March 2018	2,556	↑
Variance since March 2017	37.1%	↑



ACTIVITY



Month	Adjusted Scheduled Activity (UDA)	
	2017	2018
April	35	171
May	636	559
June	1,083	1,025
July	1,750	1,536
August	2,247	2,252
September	2,686	3,186
October	2,797	3,544
November	3,421	4,328
December	3,931	4,853
January	4,649	5,552
February	5,058	6,398
March	6,138	6,759
April	6,273	
May	6,285	
June	6,285	

QUALITY

	Quantity	Base Number	Contract	AT	Region	England
% of FP17s for the same patient ID Re-attending within 3 months - Children	29	313	9.3%	10.5%	11.5%	11.9%
% of FP17s for the same patient ID Re-attending within 3 months - Adults	247	2,001	12.3%	16.1%	16.8%	16.0%
% of FP17s for the same patient ID Re-attending between 3 & 9 months - Children	65	313	20.8%	43.4%	47.7%	58.3%
% of FP17s for the same patient ID Re-attending between 3 & 9 months - Adults	442	2,001	22.1%	35.8%	38.2%	50.3%
% of FP17s for Band 1 Urgent Courses	296	2,241	13.2%	10.9%	10.6%	9.1%
% of FP17s Relating to Free Repair or Replacements	36	2,241	1.6%	0.5%	0.6%	0.8%
% of FP17s Relating to Continuations	1	2,241	0.0%	0.7%	0.8%	1.0%
% of Patients satisfied with the dentistry they have received	5	5	N/A	89.7%	89.3%	91.5%
% of Patients satisfied with the time they had to wait for an appointment	5	5	N/A	82.7%	84.4%	87.9%

* This is based on patients treated on this contract for their most recent course of treatment. Figures in italics indicate the base number of FP17s or Patient Questionnaire responses are less than 100. N/A is shown where the base number of responses is less than 10 during the period. % is calculated as Quantity/Base number*100

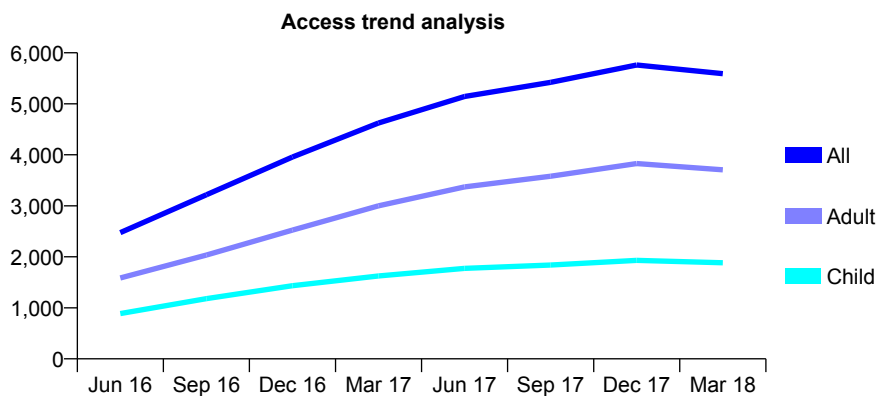
Q61 - Vital Signs At a Glance Contract Report for 299049/0001 - March 2018

Name or company name	MISS R SHAH
Contract type name	GDS Contract
Purpose of contract	General
Contract start date	01/01/2016
Contract end date	

17/18 Contracted general activity (UDA)	14,112
Carry forward general activity (UDA)	19
17/18 Contracted orthodontic activity (UOA)	0
Carry forward orthodontic activity (UOA)	0
Baseline contract value	£353,680.02

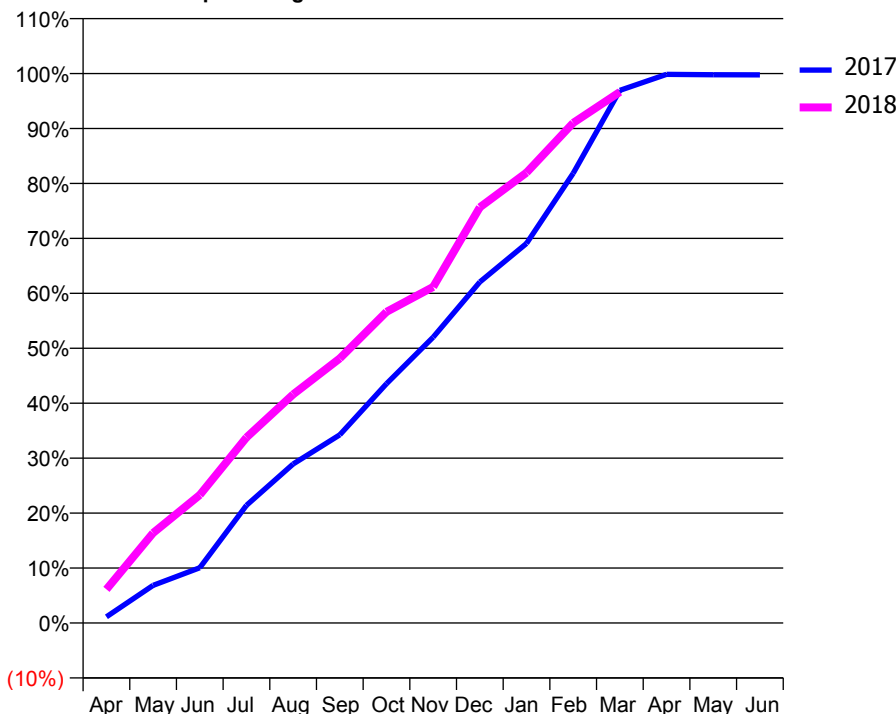
ACCESS*

Patients seen in 24 months	Total	Change since previous quarter
Quarter ending March 2017	4,623	
Quarter ending June 2017	5,144	↑
Quarter ending September 2017	5,421	↑
Quarter ending December 2017	5,760	↑
Quarter ending March 2018	5,591	↓
Variance since March 2017	20.9%	↑



ACTIVITY

Cumulative percentage of contracted UDA delivered 2017 & 2018



Month	Adjusted Scheduled Activity (UDA)	
	2017	2018
April	160	866
May	966	2,314
June	1,420	3,291
July	3,022	4,765
August	4,083	5,871
September	4,833	6,795
October	6,147	7,993
November	7,340	8,631
December	8,759	10,677
January	9,750	11,565
February	11,550	12,845
March	13,679	13,639
April	14,090	
May	14,081	
June	14,078	

QUALITY

	Quantity	Base Number	Contract	AT	Region	England
% of FP17s for the same patient ID Re-attending within 3 months - Children	141	2,228	6.3%	10.5%	11.5%	11.9%
% of FP17s for the same patient ID Re-attending within 3 months - Adults	409	3,977	10.3%	16.1%	16.8%	16.0%
% of FP17s for the same patient ID Re-attending between 3 & 9 months - Children	1,035	2,228	46.5%	43.4%	47.7%	58.3%
% of FP17s for the same patient ID Re-attending between 3 & 9 months - Adults	1,727	3,977	43.4%	35.8%	38.2%	50.3%
% of FP17s for Band 1 Urgent Courses	403	6,013	6.7%	10.9%	10.6%	9.1%
% of FP17s Relating to Free Repair or Replacements	54	6,013	0.9%	0.5%	0.6%	0.8%
% of FP17s Relating to Continuations	16	6,013	0.3%	0.7%	0.8%	1.0%
% of Patients satisfied with the dentistry they have received	5	5	N/A	89.7%	89.3%	91.5%
% of Patients satisfied with the time they had to wait for an appointment	5	5	N/A	82.7%	84.4%	87.9%

* This is based on patients treated on this contract for their most recent course of treatment. Figures in italics indicate the base number of FP17s or Patient Questionnaire responses are less than 100. N/A is shown where the base number of responses is less than 10 during the period. % is calculated as Quantity/Base number*100

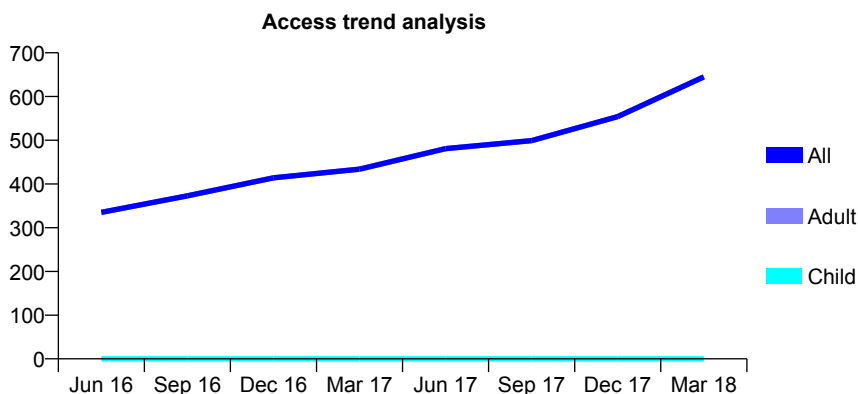
Q61 - Vital Signs At a Glance Contract Report for 302139/0003 - March 2018

Name or company name	MR VA PATEL
Contract type name	PDS Contract
Purpose of contract	General
Contract start date	01/04/2014
Contract end date	31/03/2018

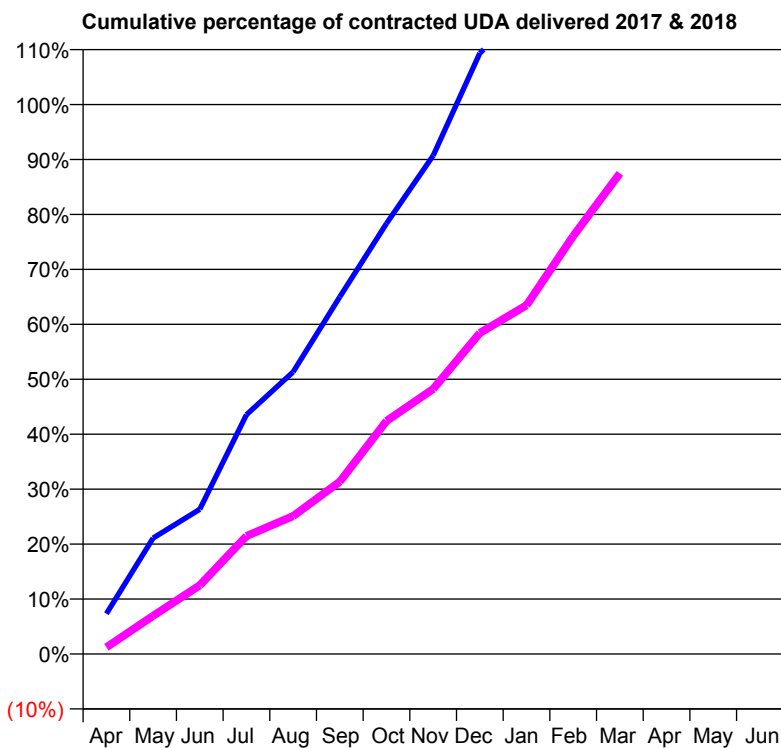
17/18 Contracted general activity (UDA)	2,200
Carry forward general activity (UDA)	0
17/18 Contracted orthodontic activity (UOA)	0
Carry forward orthodontic activity (UOA)	0
Baseline contract value	£115,350.57

ACCESS*

Patients seen in 24 months	Total	Change since previous quarter
Quarter ending March 2017	434	
Quarter ending June 2017	481	↑
Quarter ending September 2017	499	↑
Quarter ending December 2017	554	↑
Quarter ending March 2018	645	↑
Variance since March 2017	48.6%	↑



ACTIVITY



Month	Adjusted Scheduled Activity (UDA)	
	2017	2018
April	66	27
May	190	153
June	237	275
July	392	472
August	462	552
September	585	690
October	705	933
November	816	1,061
December	984	1,285
January	1,054	1,396
February	1,151	1,673
March	1,190	1,924
April	1,265	
May	1,265	
June	1,265	

QUALITY

	Quantity	Base Number	Contract	AT	Region	England
% of FP17s for the same patient ID Re-attending within 3 months - Children	0	0	N/A	10.5%	11.5%	11.9%
% of FP17s for the same patient ID Re-attending within 3 months - Adults	8	696	1.1%	16.1%	16.8%	16.0%
% of FP17s for the same patient ID Re-attending between 3 & 9 months - Children	0	0	N/A	43.4%	47.7%	58.3%
% of FP17s for the same patient ID Re-attending between 3 & 9 months - Adults	1	696	0.1%	35.8%	38.2%	50.3%
% of FP17s for Band 1 Urgent Courses	1	668	0.1%	10.9%	10.6%	9.1%
% of FP17s Relating to Free Repair or Replacements	0	668	0.0%	0.5%	0.6%	0.8%
% of FP17s Relating to Continuations	0	668	0.0%	0.7%	0.8%	1.0%
% of Patients satisfied with the dentistry they have received	0	0	N/A	89.7%	89.3%	91.5%
% of Patients satisfied with the time they had to wait for an appointment	0	0	N/A	82.7%	84.4%	87.9%

* This is based on patients treated on this contract for their most recent course of treatment. Figures in italics indicate the base number of FP17s or Patient Questionnaire responses are less than 100. N/A is shown where the base number of responses is less than 10 during the period. % is calculated as Quantity/Base number*100

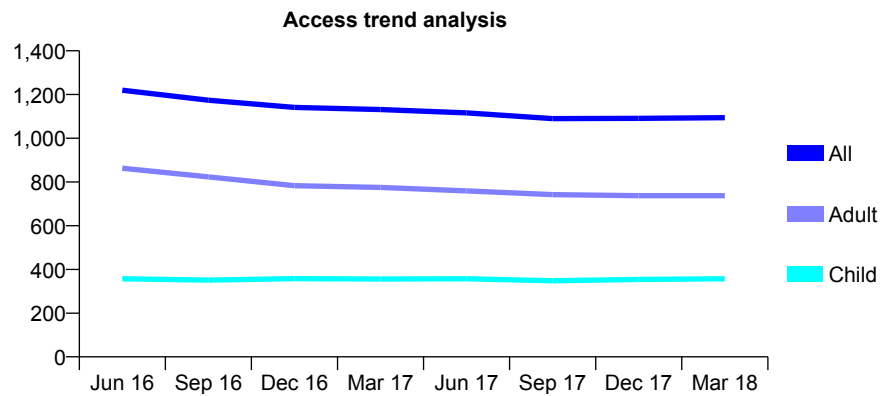
Q61 - Vital Signs At a Glance Contract Report for 305286/0001 - March 2018

Name or company name	MR S LEIGH
Contract type name	GDS Contract
Purpose of contract	General
Contract start date	01/04/2006
Contract end date	

17/18 Contracted general activity (UDA)	3,000
Carry forward general activity (UDA)	-18
17/18 Contracted orthodontic activity (UOA)	0
Carry forward orthodontic activity (UOA)	0
Baseline contract value	£85,573.86

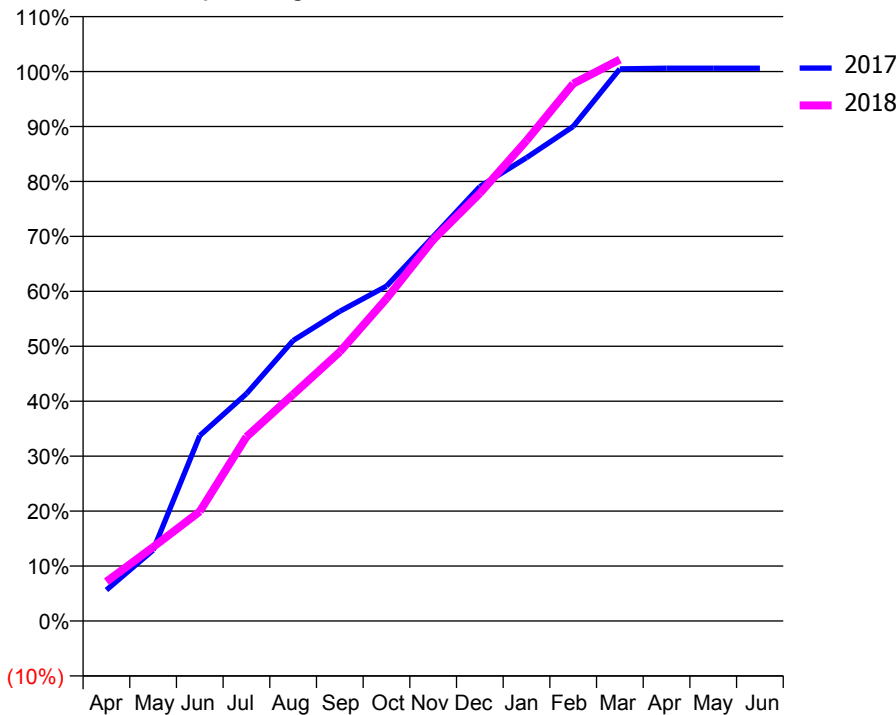
ACCESS*

Patients seen in 24 months	Total	Change since previous quarter
Quarter ending March 2017	1,131	
Quarter ending June 2017	1,116	↓
Quarter ending September 2017	1,090	↓
Quarter ending December 2017	1,091	→
Quarter ending March 2018	1,094	→
Variance since March 2017	(3.3%)	↓



ACTIVITY

Cumulative percentage of contracted UDA delivered 2017 & 2018



Month	Adjusted Scheduled Activity (UDA)	
	2017	2018
April	170	215
May	387	404
June	1,013	598
July	1,241	1,006
August	1,531	1,237
September	1,691	1,469
October	1,828	1,760
November	2,098	2,081
December	2,372	2,335
January	2,529	2,623
February	2,700	2,934
March	3,014	3,065
April	3,018	
May	3,018	
June	3,018	

QUALITY

	Quantity	Base Number	Contract	AT	Region	England
% of FP17s for the same patient ID Re-attending within 3 months - Children	31	422	7.3%	10.5%	11.5%	11.9%
% of FP17s for the same patient ID Re-attending within 3 months - Adults	101	757	13.3%	16.1%	16.8%	16.0%
% of FP17s for the same patient ID Re-attending between 3 & 9 months - Children	194	422	46.0%	43.4%	47.7%	58.3%
% of FP17s for the same patient ID Re-attending between 3 & 9 months - Adults	276	757	36.5%	35.8%	38.2%	50.3%
% of FP17s for Band 1 Urgent Courses	125	1,176	10.6%	10.9%	10.6%	9.1%
% of FP17s Relating to Free Repair or Replacements	0	1,176	0.0%	0.5%	0.6%	0.8%
% of FP17s Relating to Continuations	0	1,176	0.0%	0.7%	0.8%	1.0%
% of Patients satisfied with the dentistry they have received	0	0	N/A	89.7%	89.3%	91.5%
% of Patients satisfied with the time they had to wait for an appointment	0	0	N/A	82.7%	84.4%	87.9%

* This is based on patients treated on this contract for their most recent course of treatment. Figures in italics indicate the base number of FP17s or Patient Questionnaire responses are less than 100. N/A is shown where the base number of responses is less than 10 during the period. % is calculated as Quantity/Base number*100

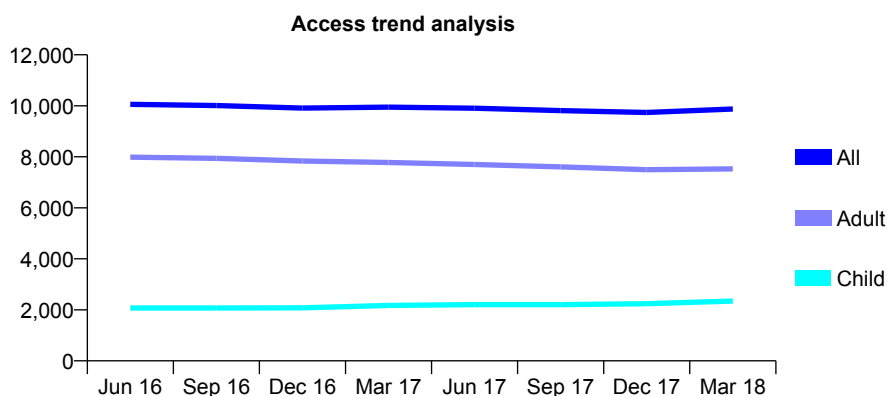
Q61 - Vital Signs At a Glance Contract Report for 306711/0001 - March 2018

Name or company name	Raydens Dental Surgery
Contract type name	GDS Contract
Purpose of contract	General
Contract start date	01/04/2006
Contract end date	

17/18 Contracted general activity (UDA)	25,759
Carry forward general activity (UDA)	4
17/18 Contracted orthodontic activity (UOA)	0
Carry forward orthodontic activity (UOA)	0
Baseline contract value	£592,802.85

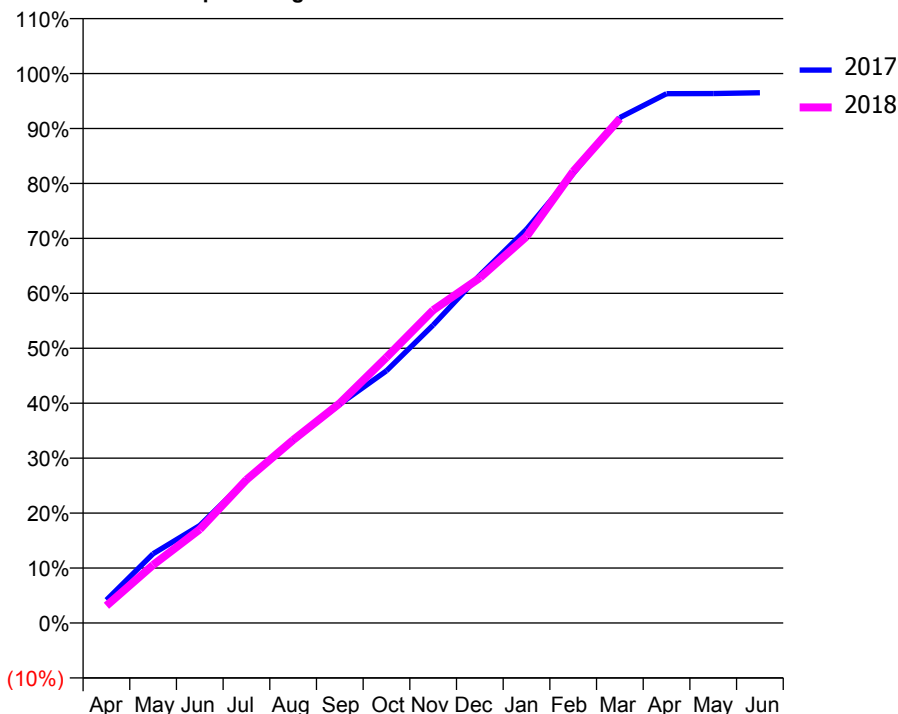
ACCESS*

Patients seen in 24 months	Total	Change since previous quarter
Quarter ending March 2017	9,948	
Quarter ending June 2017	9,905	→
Quarter ending September 2017	9,810	→
Quarter ending December 2017	9,736	→
Quarter ending March 2018	9,872	→
Variance since March 2017	(0.8%)	→



ACTIVITY

Cumulative percentage of contracted UDA delivered 2017 & 2018



Month	Adjusted Scheduled Activity (UDA)	
	2017	2018
April	1,081	809
May	3,249	2,723
June	4,571	4,390
July	6,718	6,720
August	8,548	8,580
September	10,262	10,302
October	11,821	12,454
November	13,965	14,669
December	16,306	16,182
January	18,454	18,117
February	21,072	21,170
March	23,693	23,644
April	24,813	
May	24,821	
June	24,855	

QUALITY

	Quantity	Base Number	Contract	AT	Region	England
% of FP17s for the same patient ID Re-attending within 3 months - Children	216	2,884	7.5%	10.5%	11.5%	11.9%
% of FP17s for the same patient ID Re-attending within 3 months - Adults	1,392	9,075	15.3%	16.1%	16.8%	16.0%
% of FP17s for the same patient ID Re-attending between 3 & 9 months - Children	1,181	2,884	41.0%	43.4%	47.7%	58.3%
% of FP17s for the same patient ID Re-attending between 3 & 9 months - Adults	3,198	9,075	35.2%	35.8%	38.2%	50.3%
% of FP17s for Band 1 Urgent Courses	1,467	11,431	12.8%	10.9%	10.6%	9.1%
% of FP17s Relating to Free Repair or Replacements	136	11,431	1.2%	0.5%	0.6%	0.8%
% of FP17s Relating to Continuations	55	11,431	0.5%	0.7%	0.8%	1.0%
% of Patients satisfied with the dentistry they have received	8	8	N/A	89.7%	89.3%	91.5%
% of Patients satisfied with the time they had to wait for an appointment	6	8	N/A	82.7%	84.4%	87.9%

* This is based on patients treated on this contract for their most recent course of treatment. Figures in italics indicate the base number of FP17s or Patient Questionnaire responses are less than 100. N/A is shown where the base number of responses is less than 10 during the period. % is calculated as Quantity/Base number*100

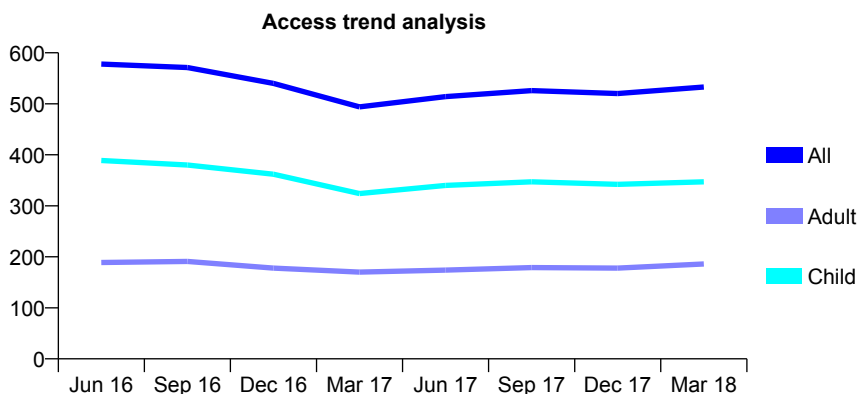
Q61 - Vital Signs At a Glance Contract Report for 307386/0001 - March 2018

Name or company name	Meeson Family Dental Practice
Contract type name	GDS Contract
Purpose of contract	General
Contract start date	01/04/2006
Contract end date	

17/18 Contracted general activity (UDA)	1,900
Carry forward general activity (UDA)	0
17/18 Contracted orthodontic activity (UOA)	0
Carry forward orthodontic activity (UOA)	0
Baseline contract value	£39,829.84

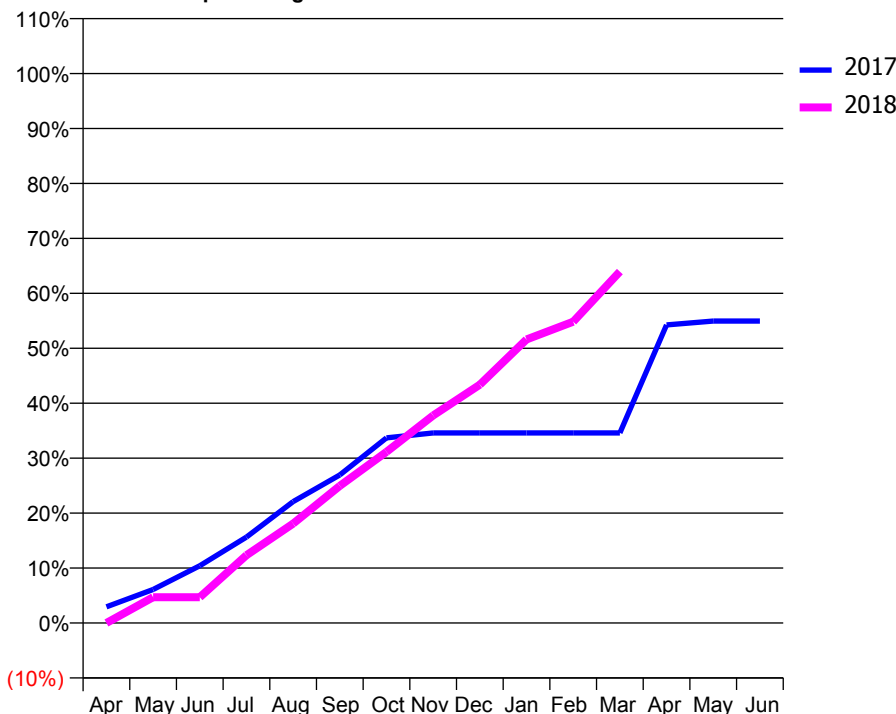
ACCESS*

Patients seen in 24 months	Total	Change since previous quarter
Quarter ending March 2017	494	
Quarter ending June 2017	514	↑
Quarter ending September 2017	526	↑
Quarter ending December 2017	520	↓
Quarter ending March 2018	533	↑
Variance since March 2017	7.9%	↑



ACTIVITY

Cumulative percentage of contracted UDA delivered 2017 & 2018



Month	Adjusted Scheduled Activity (UDA)	
	2017	2018
April	56	0
May	116	89
June	198	89
July	297	235
August	420	344
September	512	474
October	640	592
November	657	718
December	657	824
January	657	980
February	657	1,042
March	657	1,215
April	1,031	
May	1,044	
June	1,044	

QUALITY

	Quantity	Base Number	Contract	AT	Region	England
% of FP17s for the same patient ID Re-attending within 3 months - Children	29	517	5.6%	10.5%	11.5%	11.9%
% of FP17s for the same patient ID Re-attending within 3 months - Adults	22	152	14.5%	16.1%	16.8%	16.0%
% of FP17s for the same patient ID Re-attending between 3 & 9 months - Children	225	517	43.5%	43.4%	47.7%	58.3%
% of FP17s for the same patient ID Re-attending between 3 & 9 months - Adults	41	152	27.0%	35.8%	38.2%	50.3%
% of FP17s for Band 1 Urgent Courses	25	480	5.2%	10.9%	10.6%	9.1%
% of FP17s Relating to Free Repair or Replacements	0	480	0.0%	0.5%	0.6%	0.8%
% of FP17s Relating to Continuations	0	480	0.0%	0.7%	0.8%	1.0%
% of Patients satisfied with the dentistry they have received	0	0	N/A	89.7%	89.3%	91.5%
% of Patients satisfied with the time they had to wait for an appointment	0	0	N/A	82.7%	84.4%	87.9%

* This is based on patients treated on this contract for their most recent course of treatment. Figures in italics indicate the base number of FP17s or Patient Questionnaire responses are less than 100. N/A is shown where the base number of responses is less than 10 during the period. % is calculated as Quantity/Base number*100

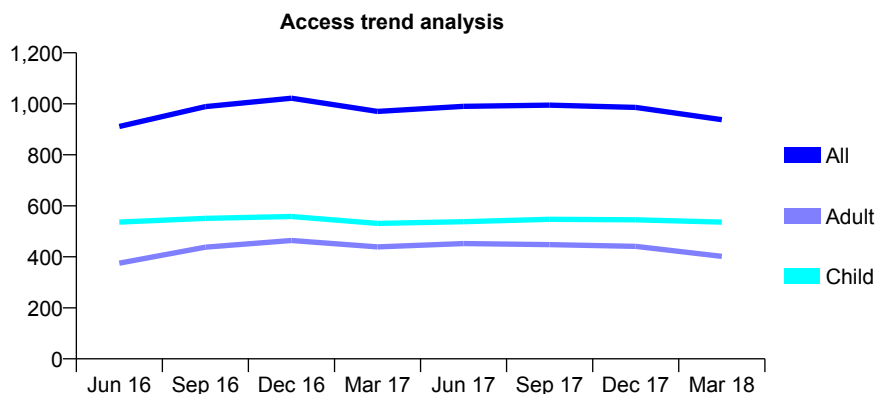
Q61 - Vital Signs At a Glance Contract Report for 308536/0001 - March 2018

Name or company name	MR AR ROSS
Contract type name	GDS Contract
Purpose of contract	General
Contract start date	01/04/2006
Contract end date	

17/18 Contracted general activity (UDA)	1,393
Carry forward general activity (UDA)	-28
17/18 Contracted orthodontic activity (UOA)	0
Carry forward orthodontic activity (UOA)	0
Baseline contract value	£29,268.23

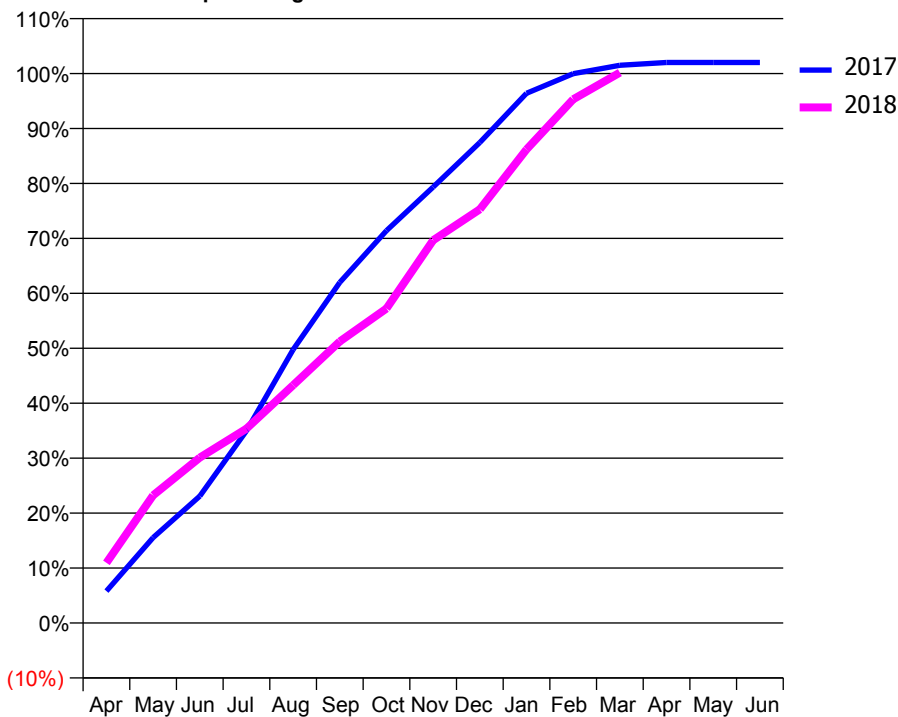
ACCESS*

Patients seen in 24 months	Total	Change since previous quarter
Quarter ending March 2017	970	
Quarter ending June 2017	990	↑
Quarter ending September 2017	995	→
Quarter ending December 2017	986	→
Quarter ending March 2018	938	↓
Variance since March 2017	(3.3%)	↓



ACTIVITY

Cumulative percentage of contracted UDA delivered 2017 & 2018



Month	Adjusted Scheduled Activity (UDA)	
	2017	2018
April	81	153
May	217	324
June	322	419
July	487	493
August	693	603
September	863	714
October	995	797
November	1,105	970
December	1,218	1,049
January	1,343	1,200
February	1,393	1,328
March	1,414	1,395
April	1,421	
May	1,421	
June	1,421	

QUALITY

	Quantity	Base Number	Contract	AT	Region	England
% of FP17s for the same patient ID Re-attending within 3 months - Children	39	796	4.9%	10.5%	11.5%	11.9%
% of FP17s for the same patient ID Re-attending within 3 months - Adults	20	305	6.6%	16.1%	16.8%	16.0%
% of FP17s for the same patient ID Re-attending between 3 & 9 months - Children	438	796	55.0%	43.4%	47.7%	58.3%
% of FP17s for the same patient ID Re-attending between 3 & 9 months - Adults	142	305	46.6%	35.8%	38.2%	50.3%
% of FP17s for Band 1 Urgent Courses	47	1,096	4.3%	10.9%	10.6%	9.1%
% of FP17s Relating to Free Repair or Replacements	1	1,096	0.1%	0.5%	0.6%	0.8%
% of FP17s Relating to Continuations	0	1,096	0.0%	0.7%	0.8%	1.0%
% of Patients satisfied with the dentistry they have received	1	1	N/A	89.7%	89.3%	91.5%
% of Patients satisfied with the time they had to wait for an appointment	1	1	N/A	82.7%	84.4%	87.9%

* This is based on patients treated on this contract for their most recent course of treatment. Figures in italics indicate the base number of FP17s or Patient Questionnaire responses are less than 100. N/A is shown where the base number of responses is less than 10 during the period. % is calculated as Quantity/Base number*100

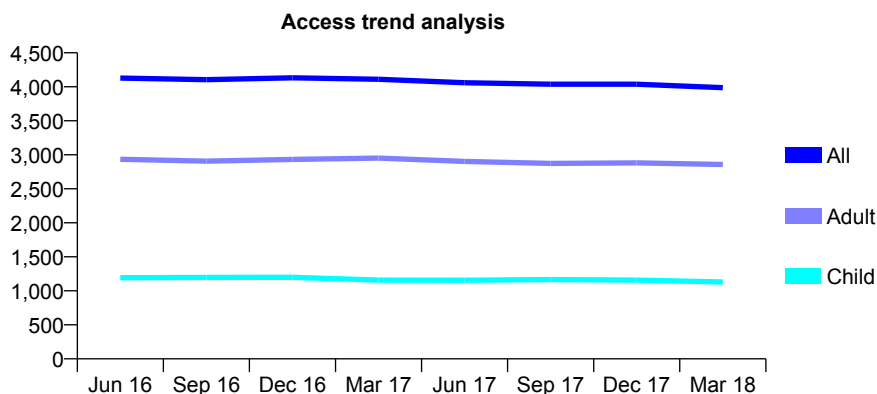
Q61 - Vital Signs At a Glance Contract Report for 310093/0001 - March 2018

Name or company name	MR DG BORODA
Contract type name	GDS Contract
Purpose of contract	General
Contract start date	01/04/2006
Contract end date	

17/18 Contracted general activity (UDA)	10,534
Carry forward general activity (UDA)	-43
17/18 Contracted orthodontic activity (UOA)	0
Carry forward orthodontic activity (UOA)	0
Baseline contract value	£287,567.09

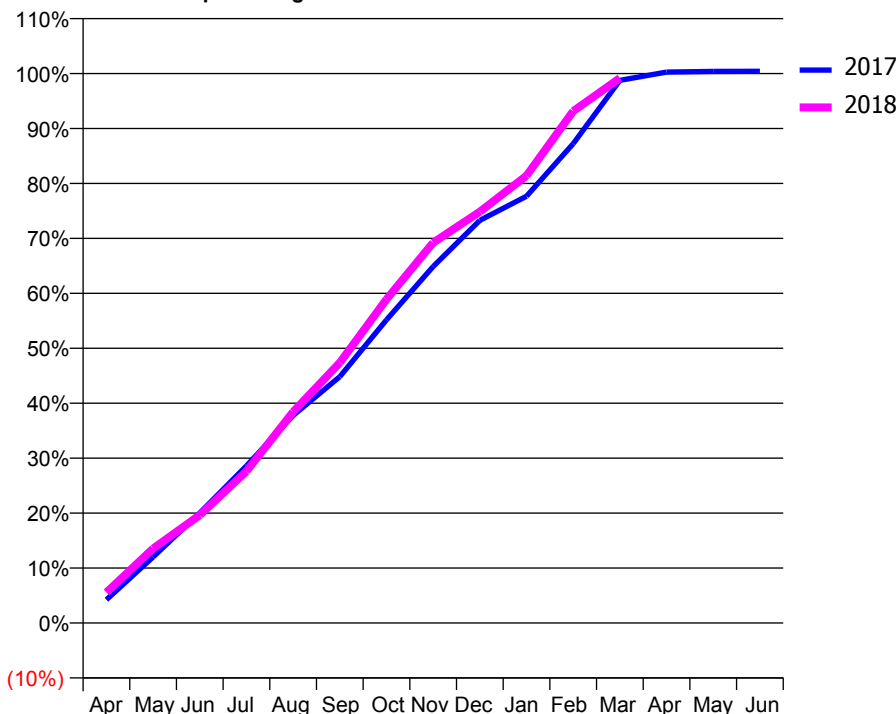
ACCESS*

Patients seen in 24 months	Total	Change since previous quarter
Quarter ending March 2017	4,110	
Quarter ending June 2017	4,059	↓
Quarter ending September 2017	4,039	→
Quarter ending December 2017	4,038	→
Quarter ending March 2018	3,988	↓
Variance since March 2017	(3.0%)	↓



ACTIVITY

Cumulative percentage of contracted UDA delivered 2017 & 2018



Adjusted Scheduled Activity (UDA)

Month	2017	2018
April	446	587
May	1,267	1,427
June	2,110	2,070
July	3,014	2,911
August	3,979	4,048
September	4,723	4,991
October	5,812	6,205
November	6,835	7,292
December	7,719	7,884
January	8,182	8,574
February	9,188	9,813
March	10,403	10,447
April	10,562	
May	10,574	
June	10,577	

QUALITY

	Quantity	Base Number	Contract	AT	Region	England
% of FP17s for the same patient ID Re-attending within 3 months - Children	59	1,276	4.6%	10.5%	11.5%	11.9%
% of FP17s for the same patient ID Re-attending within 3 months - Adults	373	2,878	13.0%	16.1%	16.8%	16.0%
% of FP17s for the same patient ID Re-attending between 3 & 9 months - Children	570	1,276	44.7%	43.4%	47.7%	58.3%
% of FP17s for the same patient ID Re-attending between 3 & 9 months - Adults	1,079	2,878	37.5%	35.8%	38.2%	50.3%
% of FP17s for Band 1 Urgent Courses	259	4,092	6.3%	10.9%	10.6%	9.1%
% of FP17s Relating to Free Repair or Replacements	0	4,092	0.0%	0.5%	0.6%	0.8%
% of FP17s Relating to Continuations	60	4,092	1.5%	0.7%	0.8%	1.0%
% of Patients satisfied with the dentistry they have received	1	1	N/A	89.7%	89.3%	91.5%
% of Patients satisfied with the time they had to wait for an appointment	1	1	N/A	82.7%	84.4%	87.9%

* This is based on patients treated on this contract for their most recent course of treatment. Figures in italics indicate the base number of FP17s or Patient Questionnaire responses are less than 100. N/A is shown where the base number of responses is less than 10 during the period. % is calculated as Quantity/Base number*100

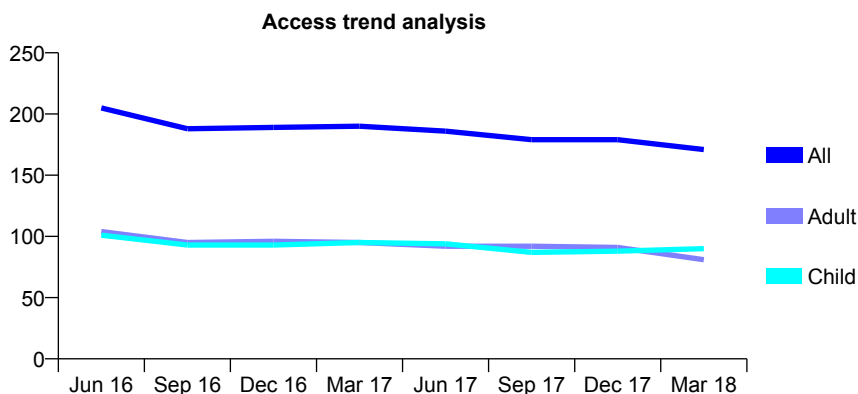
Q61 - Vital Signs At a Glance Contract Report for 319694/0001 - March 2018

Name or company name	MR A LANGDON
Contract type name	GDS Contract
Purpose of contract	General
Contract start date	01/04/2006
Contract end date	

17/18 Contracted general activity (UDA)	350
Carry forward general activity (UDA)	0
17/18 Contracted orthodontic activity (UOA)	0
Carry forward orthodontic activity (UOA)	0
Baseline contract value	£7,942.41

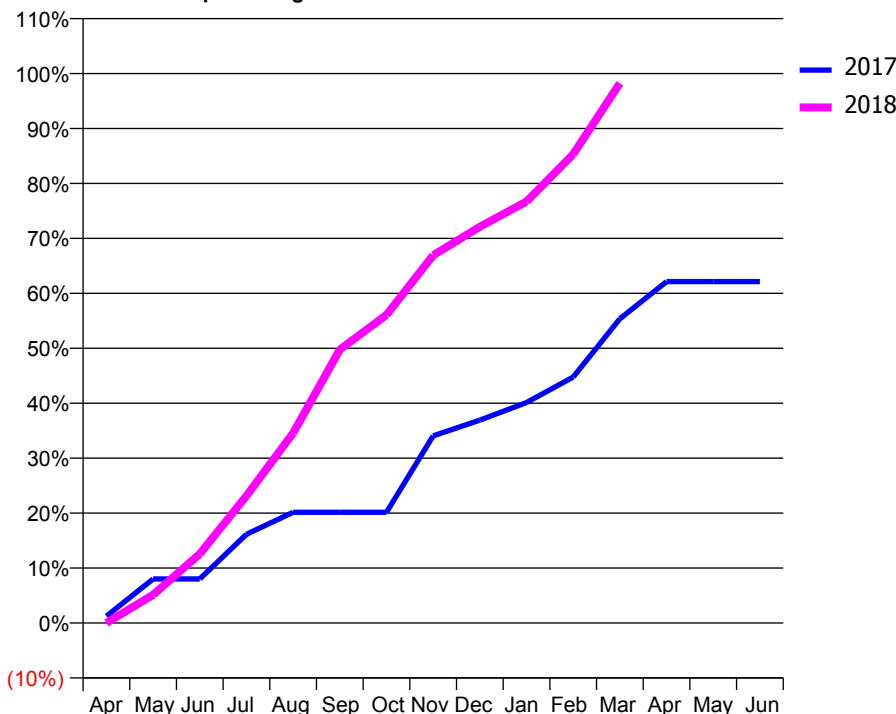
ACCESS*

Patients seen in 24 months	Total	Change since previous quarter
Quarter ending March 2017	190	
Quarter ending June 2017	186	↓
Quarter ending September 2017	179	↓
Quarter ending December 2017	179	→
Quarter ending March 2018	171	↓
Variance since March 2017	(10.0%)	↓



ACTIVITY

Cumulative percentage of contracted UDA delivered 2017 & 2018



Month	Adjusted Scheduled Activity (UDA)	
	2017	2018
April	10	0
May	64	18
June	64	44
July	129	81
August	161	121
September	161	174
October	161	196
November	272	234
December	295	252
January	321	268
February	358	299
March	443	344
April	497	
May	497	
June	497	

QUALITY

	Quantity	Base Number	Contract	AT	Region	England
% of FP17s for the same patient ID Re-attending within 3 months - Children	14	105	13.3%	10.5%	11.5%	11.9%
% of FP17s for the same patient ID Re-attending within 3 months - Adults	12	75	16.0%	16.1%	16.8%	16.0%
% of FP17s for the same patient ID Re-attending between 3 & 9 months - Children	47	105	44.8%	43.4%	47.7%	58.3%
% of FP17s for the same patient ID Re-attending between 3 & 9 months - Adults	35	75	46.7%	35.8%	38.2%	50.3%
% of FP17s for Band 1 Urgent Courses	4	154	2.6%	10.9%	10.6%	9.1%
% of FP17s Relating to Free Repair or Replacements	5	154	3.2%	0.5%	0.6%	0.8%
% of FP17s Relating to Continuations	7	154	4.5%	0.7%	0.8%	1.0%
% of Patients satisfied with the dentistry they have received	0	0	N/A	89.7%	89.3%	91.5%
% of Patients satisfied with the time they had to wait for an appointment	0	0	N/A	82.7%	84.4%	87.9%

* This is based on patients treated on this contract for their most recent course of treatment. Figures in italics indicate the base number of FP17s or Patient Questionnaire responses are less than 100. N/A is shown where the base number of responses is less than 10 during the period. % is calculated as Quantity/Base number*100

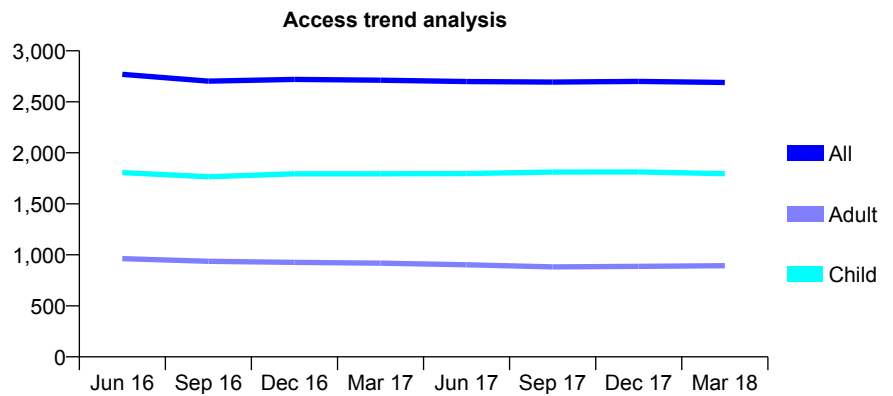
Q61 - Vital Signs At a Glance Contract Report for 325775/0001 - March 2018

Name or company name	MR R BABBAR
Contract type name	GDS Contract
Purpose of contract	General
Contract start date	01/04/2006
Contract end date	

17/18 Contracted general activity (UDA)	5,818
Carry forward general activity (UDA)	-116
17/18 Contracted orthodontic activity (UOA)	0
Carry forward orthodontic activity (UOA)	0
Baseline contract value	£152,738.75

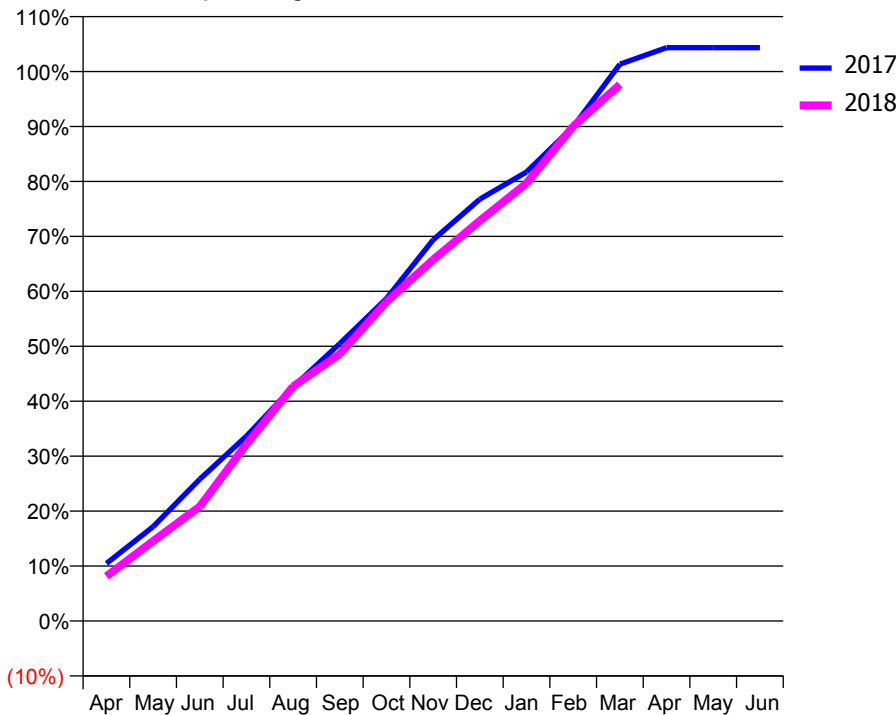
ACCESS*

Patients seen in 24 months	Total	Change since previous quarter
Quarter ending March 2017	2,712	
Quarter ending June 2017	2,699	→
Quarter ending September 2017	2,693	→
Quarter ending December 2017	2,700	→
Quarter ending March 2018	2,690	→
Variance since March 2017	(0.8%)	→



ACTIVITY

Cumulative percentage of contracted UDA delivered 2017 & 2018



Month	Adjusted Scheduled Activity (UDA)	
	2017	2018
April	609	474
May	999	846
June	1,501	1,211
July	1,957	1,872
August	2,480	2,485
September	2,937	2,828
October	3,414	3,380
November	4,036	3,825
December	4,467	4,238
January	4,755	4,635
February	5,233	5,237
March	5,895	5,679
April	6,070	
May	6,070	
June	6,070	

QUALITY

	Quantity	Base Number	Contract	AT	Region	England
% of FP17s for the same patient ID Re-attending within 3 months - Children	155	2,199	7.0%	10.5%	11.5%	11.9%
% of FP17s for the same patient ID Re-attending within 3 months - Adults	234	909	25.7%	16.1%	16.8%	16.0%
% of FP17s for the same patient ID Re-attending between 3 & 9 months - Children	991	2,199	45.1%	43.4%	47.7%	58.3%
% of FP17s for the same patient ID Re-attending between 3 & 9 months - Adults	272	909	29.9%	35.8%	38.2%	50.3%
% of FP17s for Band 1 Urgent Courses	361	3,050	11.8%	10.9%	10.6%	9.1%
% of FP17s Relating to Free Repair or Replacements	0	3,050	0.0%	0.5%	0.6%	0.8%
% of FP17s Relating to Continuations	26	3,050	0.9%	0.7%	0.8%	1.0%
% of Patients satisfied with the dentistry they have received	1	1	N/A	89.7%	89.3%	91.5%
% of Patients satisfied with the time they had to wait for an appointment	1	1	N/A	82.7%	84.4%	87.9%

* This is based on patients treated on this contract for their most recent course of treatment. Figures in italics indicate the base number of FP17s or Patient Questionnaire responses are less than 100. N/A is shown where the base number of responses is less than 10 during the period. % is calculated as Quantity/Base number*100

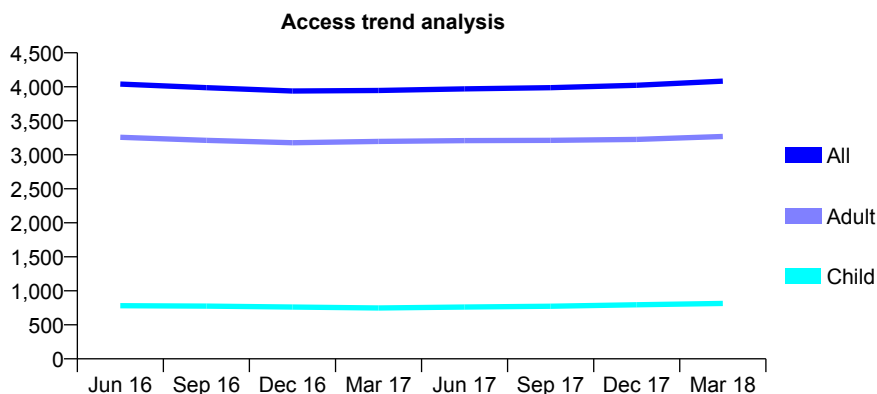
Q61 - Vital Signs At a Glance Contract Report for 326216/0001 - March 2018

Name or company name	MR LC WONG
Contract type name	GDS Contract
Purpose of contract	General
Contract start date	01/04/2006
Contract end date	

17/18 Contracted general activity (UDA)	14,316
Carry forward general activity (UDA)	-236
17/18 Contracted orthodontic activity (UOA)	0
Carry forward orthodontic activity (UOA)	0
Baseline contract value	£354,557.84

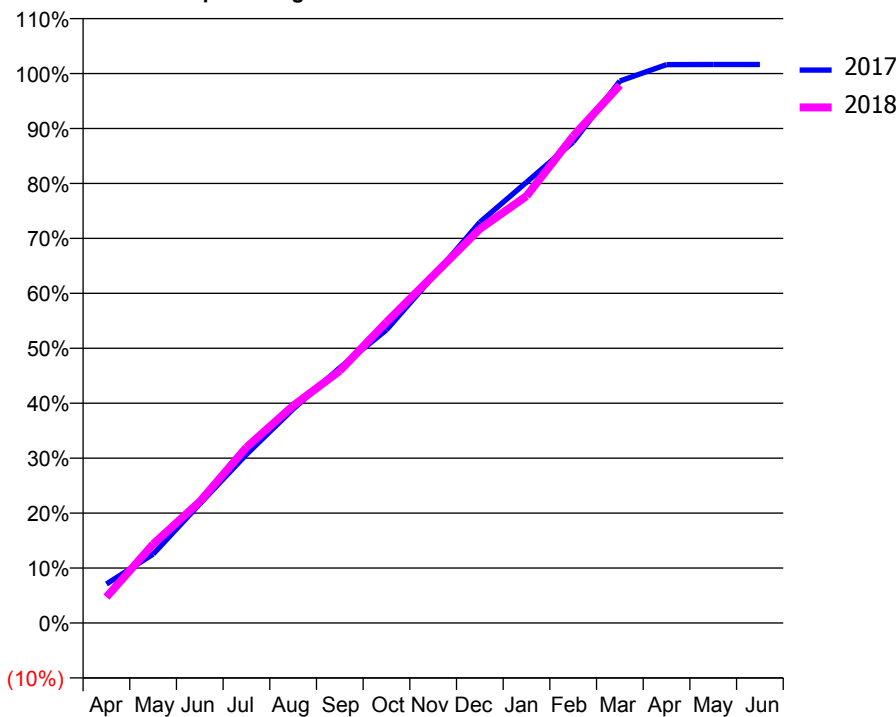
ACCESS*

Patients seen in 24 months	Total	Change since previous quarter
Quarter ending March 2017	3,946	
Quarter ending June 2017	3,970	→
Quarter ending September 2017	3,987	→
Quarter ending December 2017	4,023	→
Quarter ending March 2018	4,084	→
Variance since March 2017	3.5%	↑



ACTIVITY

Cumulative percentage of contracted UDA delivered 2017 & 2018



Month	Adjusted Scheduled Activity (UDA)	
	2017	2018
April	1,017	675
May	1,795	2,054
June	3,103	3,162
July	4,392	4,576
August	5,575	5,661
September	6,652	6,570
October	7,637	7,839
November	9,023	9,051
December	10,443	10,268
January	11,482	11,121
February	12,532	12,686
March	14,121	14,012
April	14,546	
May	14,551	
June	14,552	

QUALITY

	Quantity	Base Number	Contract	AT	Region	England
% of FP17s for the same patient ID Re-attending within 3 months - Children	66	1,085	6.1%	10.5%	11.5%	11.9%
% of FP17s for the same patient ID Re-attending within 3 months - Adults	714	4,449	16.0%	16.1%	16.8%	16.0%
% of FP17s for the same patient ID Re-attending between 3 & 9 months - Children	570	1,085	52.5%	43.4%	47.7%	58.3%
% of FP17s for the same patient ID Re-attending between 3 & 9 months - Adults	2,093	4,449	47.0%	35.8%	38.2%	50.3%
% of FP17s for Band 1 Urgent Courses	363	5,375	6.8%	10.9%	10.6%	9.1%
% of FP17s Relating to Free Repair or Replacements	54	5,375	1.0%	0.5%	0.6%	0.8%
% of FP17s Relating to Continuations	90	5,375	1.7%	0.7%	0.8%	1.0%
% of Patients satisfied with the dentistry they have received	3	4	N/A	89.7%	89.3%	91.5%
% of Patients satisfied with the time they had to wait for an appointment	4	4	N/A	82.7%	84.4%	87.9%

* This is based on patients treated on this contract for their most recent course of treatment. Figures in italics indicate the base number of FP17s or Patient Questionnaire responses are less than 100. N/A is shown where the base number of responses is less than 10 during the period. % is calculated as Quantity/Base number*100

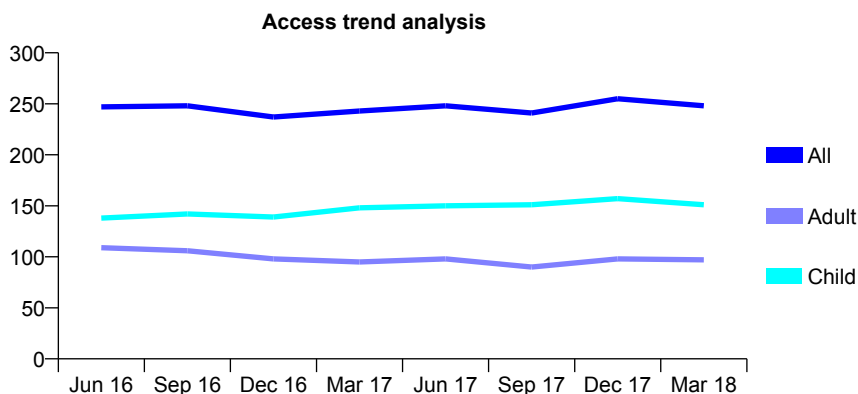
Q61 - Vital Signs At a Glance Contract Report for 327948/0001 - March 2018

Name or company name	The Hazelwood Dental Practice
Contract type name	GDS Contract
Purpose of contract	General
Contract start date	01/04/2006
Contract end date	

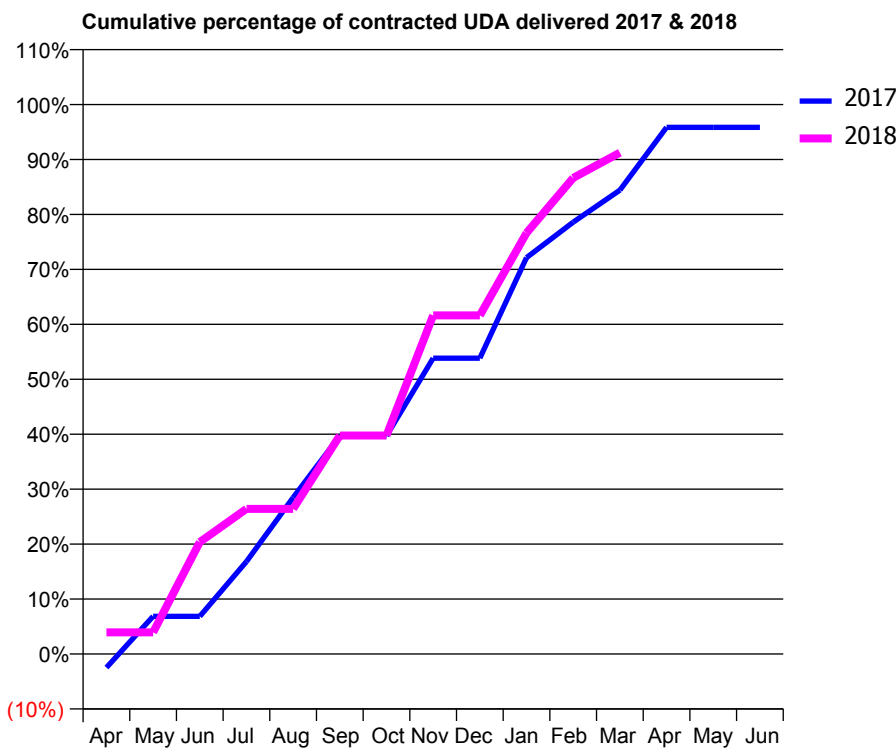
17/18 Contracted general activity (UDA)	481
Carry forward general activity (UDA)	0
17/18 Contracted orthodontic activity (UOA)	0
Carry forward orthodontic activity (UOA)	0
Baseline contract value	£11,906.25

ACCESS*

Patients seen in 24 months	Total	Change since previous quarter
Quarter ending March 2017	243	
Quarter ending June 2017	248	↑
Quarter ending September 2017	241	↓
Quarter ending December 2017	255	↑
Quarter ending March 2018	248	↓
Variance since March 2017	2.1%	↑



ACTIVITY



Month	Adjusted Scheduled Activity (UDA)	
	2017	2018
April	-12	19
May	33	19
June	33	98
July	81	127
August	137	127
September	191	191
October	191	191
November	259	296
December	259	296
January	347	369
February	378	417
March	406	439
April	461	
May	461	
June	461	

QUALITY

	Quantity	Base Number	Contract	AT	Region	England
% of FP17s for the same patient ID Re-attending within 3 months - Children	7	242	2.9%	10.5%	11.5%	11.9%
% of FP17s for the same patient ID Re-attending within 3 months - Adults	4	94	4.3%	16.1%	16.8%	16.0%
% of FP17s for the same patient ID Re-attending between 3 & 9 months - Children	153	242	63.2%	43.4%	47.7%	58.3%
% of FP17s for the same patient ID Re-attending between 3 & 9 months - Adults	52	94	55.3%	35.8%	38.2%	50.3%
% of FP17s for Band 1 Urgent Courses	5	304	1.6%	10.9%	10.6%	9.1%
% of FP17s Relating to Free Repair or Replacements	0	304	0.0%	0.5%	0.6%	0.8%
% of FP17s Relating to Continuations	2	304	0.7%	0.7%	0.8%	1.0%
% of Patients satisfied with the dentistry they have received	0	0	N/A	89.7%	89.3%	91.5%
% of Patients satisfied with the time they had to wait for an appointment	0	0	N/A	82.7%	84.4%	87.9%

* This is based on patients treated on this contract for their most recent course of treatment. Figures in italics indicate the base number of FP17s or Patient Questionnaire responses are less than 100. N/A is shown where the base number of responses is less than 10 during the period. % is calculated as Quantity/Base number*100

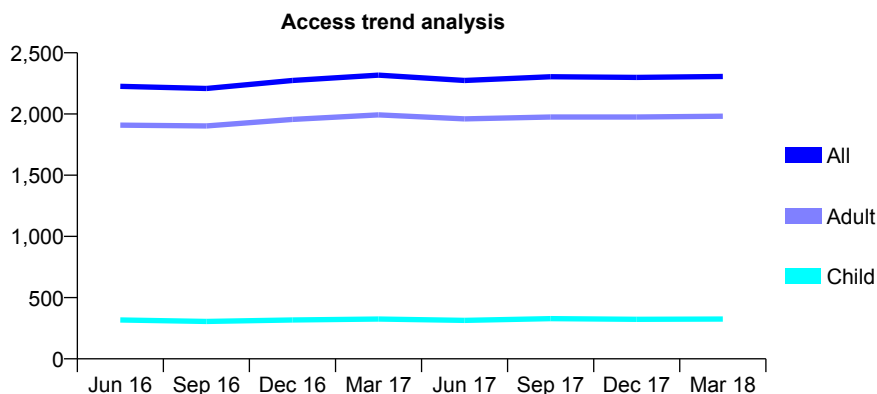
Q61 - Vital Signs At a Glance Contract Report for 328766/0001 - March 2018

Name or company name	MR RB TRAVERS
Contract type name	GDS Contract
Purpose of contract	General
Contract start date	01/04/2006
Contract end date	

17/18 Contracted general activity (UDA)	8,132
Carry forward general activity (UDA)	-51
17/18 Contracted orthodontic activity (UOA)	0
Carry forward orthodontic activity (UOA)	0
Baseline contract value	£251,432.36

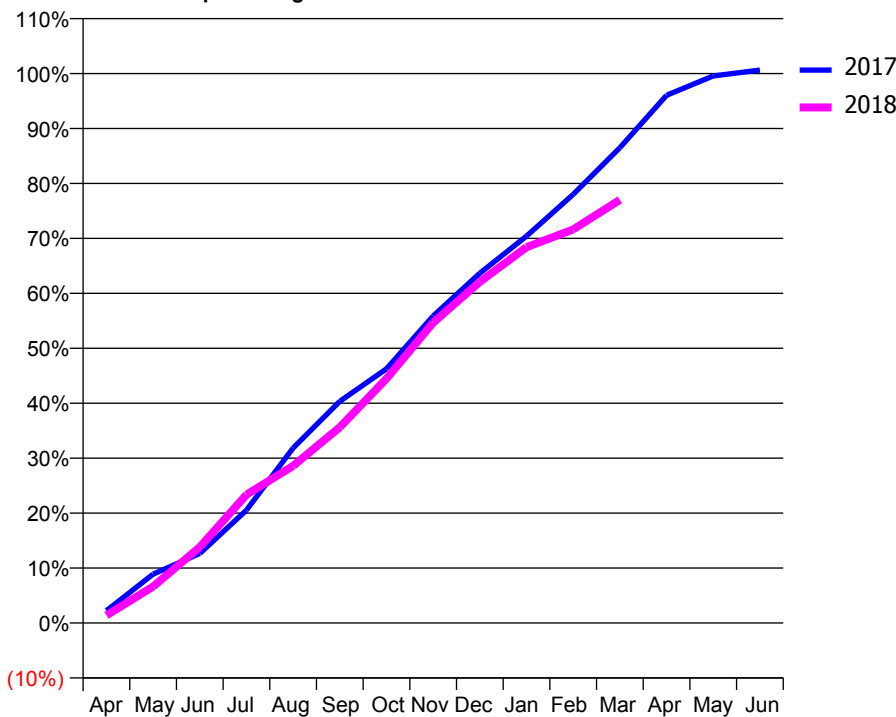
ACCESS*

Patients seen in 24 months	Total	Change since previous quarter
Quarter ending March 2017	2,318	
Quarter ending June 2017	2,274	↓
Quarter ending September 2017	2,304	→
Quarter ending December 2017	2,299	→
Quarter ending March 2018	2,307	→
Variance since March 2017	(0.5%)	→



ACTIVITY

Cumulative percentage of contracted UDA delivered 2017 & 2018



Month	Adjusted Scheduled Activity (UDA)	
	2017	2018
April	182	113
May	723	541
June	1,029	1,123
July	1,671	1,900
August	2,589	2,325
September	3,281	2,898
October	3,763	3,617
November	4,544	4,444
December	5,177	5,048
January	5,726	5,563
February	6,343	5,825
March	7,033	6,262
April	7,810	
May	8,096	
June	8,183	

QUALITY

	Quantity	Base Number	Contract	AT	Region	England
% of FP17s for the same patient ID Re-attending within 3 months - Children	14	324	4.3%	10.5%	11.5%	11.9%
% of FP17s for the same patient ID Re-attending within 3 months - Adults	167	1,721	9.7%	16.1%	16.8%	16.0%
% of FP17s for the same patient ID Re-attending between 3 & 9 months - Children	105	324	32.4%	43.4%	47.7%	58.3%
% of FP17s for the same patient ID Re-attending between 3 & 9 months - Adults	489	1,721	28.4%	35.8%	38.2%	50.3%
% of FP17s for Band 1 Urgent Courses	43	1,736	2.5%	10.9%	10.6%	9.1%
% of FP17s Relating to Free Repair or Replacements	30	1,736	1.7%	0.5%	0.6%	0.8%
% of FP17s Relating to Continuations	23	1,736	1.3%	0.7%	0.8%	1.0%
% of Patients satisfied with the dentistry they have received	0	0	N/A	89.7%	89.3%	91.5%
% of Patients satisfied with the time they had to wait for an appointment	0	0	N/A	82.7%	84.4%	87.9%

* This is based on patients treated on this contract for their most recent course of treatment. Figures in italics indicate the base number of FP17s or Patient Questionnaire responses are less than 100. N/A is shown where the base number of responses is less than 10 during the period. % is calculated as Quantity/Base number*100

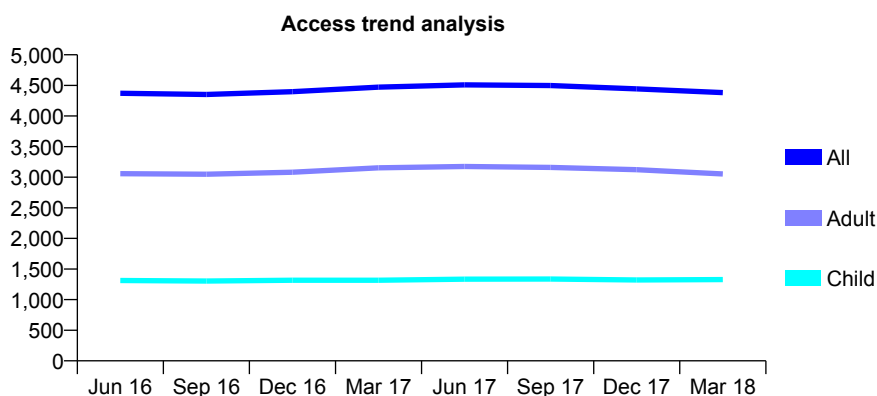
Q61 - Vital Signs At a Glance Contract Report for 329665/0002 - March 2018

Name or company name	MR A GANDECHA
Contract type name	GDS Contract
Purpose of contract	General
Contract start date	01/04/2006
Contract end date	

17/18 Contracted general activity (UDA)	14,047
Carry forward general activity (UDA)	237
17/18 Contracted orthodontic activity (UOA)	0
Carry forward orthodontic activity (UOA)	0
Baseline contract value	£365,705.76

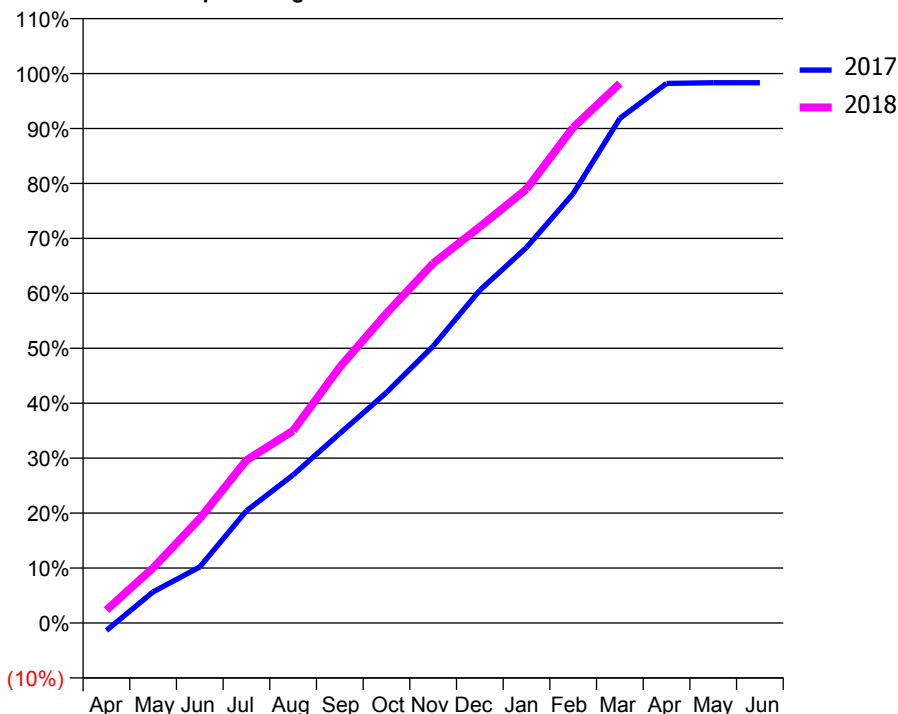
ACCESS*

Patients seen in 24 months	Total	Change since previous quarter
Quarter ending March 2017	4,471	
Quarter ending June 2017	4,509	→
Quarter ending September 2017	4,497	→
Quarter ending December 2017	4,444	↓
Quarter ending March 2018	4,382	↓
Variance since March 2017	(2.0%)	↓



ACTIVITY

Cumulative percentage of contracted UDA delivered 2017 & 2018



Month	Adjusted Scheduled Activity (UDA)	
	2017	2018
April	-192	334
May	795	1,409
June	1,433	2,671
July	2,867	4,164
August	3,785	4,918
September	4,846	6,544
October	5,892	7,918
November	7,079	9,196
December	8,506	10,128
January	9,601	11,094
February	10,978	12,667
March	12,900	13,794
April	13,795	
May	13,810	
June	13,810	

QUALITY

	Quantity	Base Number	Contract	AT	Region	England
% of FP17s for the same patient ID Re-attending within 3 months - Children	202	1,848	10.9%	10.5%	11.5%	11.9%
% of FP17s for the same patient ID Re-attending within 3 months - Adults	724	3,793	19.1%	16.1%	16.8%	16.0%
% of FP17s for the same patient ID Re-attending between 3 & 9 months - Children	935	1,848	50.6%	43.4%	47.7%	58.3%
% of FP17s for the same patient ID Re-attending between 3 & 9 months - Adults	1,678	3,793	44.2%	35.8%	38.2%	50.3%
% of FP17s for Band 1 Urgent Courses	533	5,377	9.9%	10.9%	10.6%	9.1%
% of FP17s Relating to Free Repair or Replacements	68	5,377	1.3%	0.5%	0.6%	0.8%
% of FP17s Relating to Continuations	72	5,377	1.3%	0.7%	0.8%	1.0%
% of Patients satisfied with the dentistry they have received	6	6	N/A	89.7%	89.3%	91.5%
% of Patients satisfied with the time they had to wait for an appointment	6	6	N/A	82.7%	84.4%	87.9%

* This is based on patients treated on this contract for their most recent course of treatment. Figures in italics indicate the base number of FP17s or Patient Questionnaire responses are less than 100. N/A is shown where the base number of responses is less than 10 during the period. % is calculated as Quantity/Base number*100

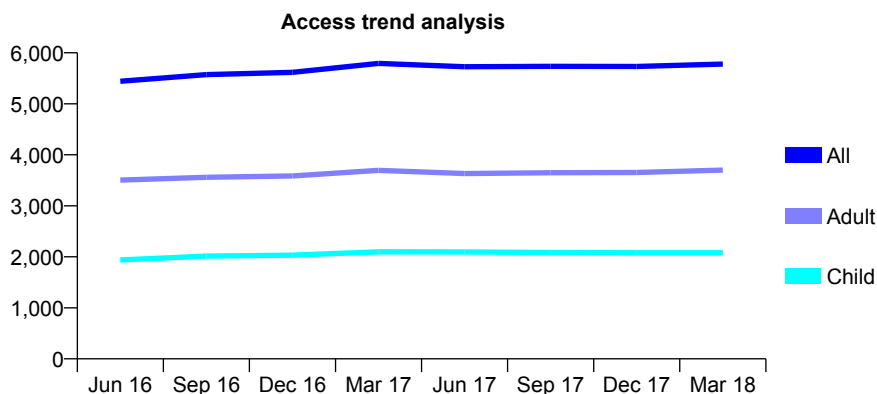
Q61 - Vital Signs At a Glance Contract Report for 332542/0001 - March 2018

Name or company name	MR V BAKSHI
Contract type name	GDS Contract
Purpose of contract	General
Contract start date	01/04/2006
Contract end date	

17/18 Contracted general activity (UDA)	12,606
Carry forward general activity (UDA)	203
17/18 Contracted orthodontic activity (UOA)	0
Carry forward orthodontic activity (UOA)	0
Baseline contract value	£342,367.90

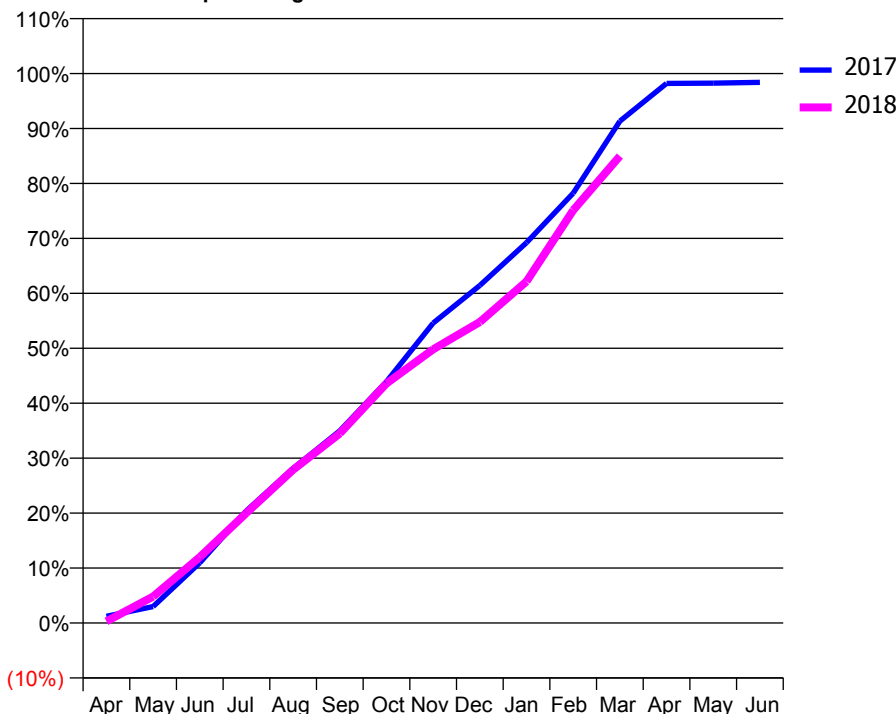
ACCESS*

Patients seen in 24 months	Total	Change since previous quarter
Quarter ending March 2017	5,793	
Quarter ending June 2017	5,727	↓
Quarter ending September 2017	5,735	→
Quarter ending December 2017	5,733	→
Quarter ending March 2018	5,780	→
Variance since March 2017	(0.2%)	→



ACTIVITY

Cumulative percentage of contracted UDA delivered 2017 & 2018



Month	Adjusted Scheduled Activity (UDA)	
	2017	2018
April	154	39
May	379	606
June	1,382	1,514
July	2,577	2,526
August	3,547	3,517
September	4,409	4,348
October	5,538	5,496
November	6,881	6,278
December	7,743	6,906
January	8,725	7,836
February	9,862	9,468
March	11,512	10,711
April	12,379	
May	12,384	
June	12,403	

QUALITY

	Quantity	Base Number	Contract	AT	Region	England
% of FP17s for the same patient ID Re-attending within 3 months - Children	100	1,910	5.2%	10.5%	11.5%	11.9%
% of FP17s for the same patient ID Re-attending within 3 months - Adults	317	3,029	10.5%	16.1%	16.8%	16.0%
% of FP17s for the same patient ID Re-attending between 3 & 9 months - Children	457	1,910	23.9%	43.4%	47.7%	58.3%
% of FP17s for the same patient ID Re-attending between 3 & 9 months - Adults	650	3,029	21.5%	35.8%	38.2%	50.3%
% of FP17s for Band 1 Urgent Courses	322	4,085	7.9%	10.9%	10.6%	9.1%
% of FP17s Relating to Free Repair or Replacements	8	4,085	0.2%	0.5%	0.6%	0.8%
% of FP17s Relating to Continuations	21	4,085	0.5%	0.7%	0.8%	1.0%
% of Patients satisfied with the dentistry they have received	3	4	N/A	89.7%	89.3%	91.5%
% of Patients satisfied with the time they had to wait for an appointment	1	4	N/A	82.7%	84.4%	87.9%

* This is based on patients treated on this contract for their most recent course of treatment. Figures in italics indicate the base number of FP17s or Patient Questionnaire responses are less than 100. N/A is shown where the base number of responses is less than 10 during the period. % is calculated as Quantity/Base number*100

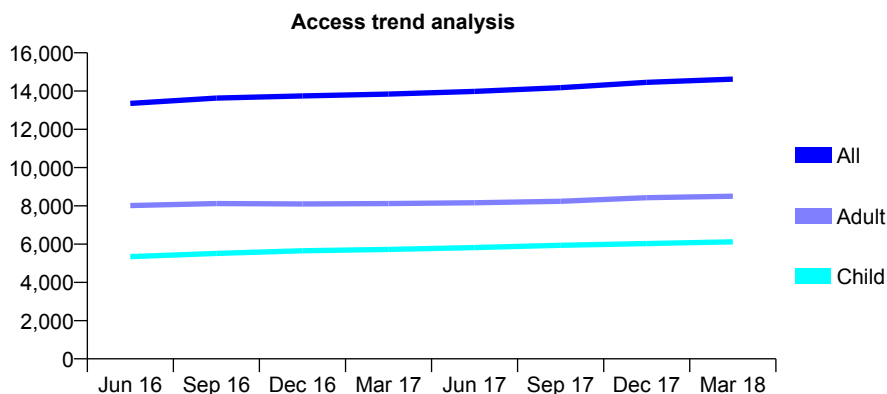
Q61 - Vital Signs At a Glance Contract Report for 332852/0001 - March 2018

Name or company name	MISS SK DHINDSA
Contract type name	GDS Contract
Purpose of contract	General
Contract start date	01/05/2013
Contract end date	

17/18 Contracted general activity (UDA)	33,873
Carry forward general activity (UDA)	-119
17/18 Contracted orthodontic activity (UOA)	0
Carry forward orthodontic activity (UOA)	0
Baseline contract value	£1,175,905.02

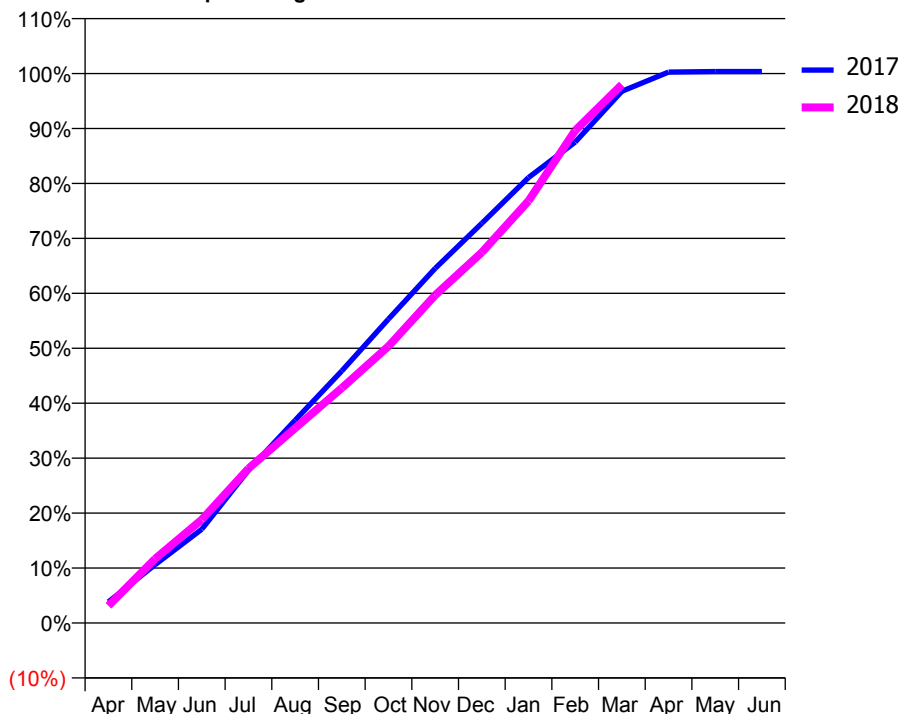
ACCESS*

Patients seen in 24 months	Total	Change since previous quarter
Quarter ending March 2017	13,843	
Quarter ending June 2017	13,979	→
Quarter ending September 2017	14,174	→
Quarter ending December 2017	14,457	→
Quarter ending March 2018	14,621	→
Variance since March 2017	5.6%	↑



ACTIVITY

Cumulative percentage of contracted UDA delivered 2017 & 2018



Month	Adjusted Scheduled Activity (UDA)	
	2017	2018
April	1,302	1,064
May	3,600	3,955
June	5,784	6,376
July	9,415	9,522
August	12,497	12,017
September	15,537	14,490
October	18,739	17,059
November	21,864	20,210
December	24,642	22,844
January	27,458	26,019
February	29,649	30,356
March	32,780	33,185
April	33,960	
May	33,992	
June	33,992	

QUALITY

	Quantity	Base Number	Contract	AT	Region	England
% of FP17s for the same patient ID Re-attending within 3 months - Children	459	6,872	6.7%	10.5%	11.5%	11.9%
% of FP17s for the same patient ID Re-attending within 3 months - Adults	1,213	8,784	13.8%	16.1%	16.8%	16.0%
% of FP17s for the same patient ID Re-attending between 3 & 9 months - Children	2,292	6,872	33.4%	43.4%	47.7%	58.3%
% of FP17s for the same patient ID Re-attending between 3 & 9 months - Adults	2,902	8,784	33.0%	35.8%	38.2%	50.3%
% of FP17s for Band 1 Urgent Courses	2,073	15,121	13.7%	10.9%	10.6%	9.1%
% of FP17s Relating to Free Repair or Replacements	41	15,121	0.3%	0.5%	0.6%	0.8%
% of FP17s Relating to Continuations	19	15,121	0.1%	0.7%	0.8%	1.0%
% of Patients satisfied with the dentistry they have received	5	5	N/A	89.7%	89.3%	91.5%
% of Patients satisfied with the time they had to wait for an appointment	5	5	N/A	82.7%	84.4%	87.9%

* This is based on patients treated on this contract for their most recent course of treatment. Figures in italics indicate the base number of FP17s or Patient Questionnaire responses are less than 100. N/A is shown where the base number of responses is less than 10 during the period. % is calculated as Quantity/Base number*100

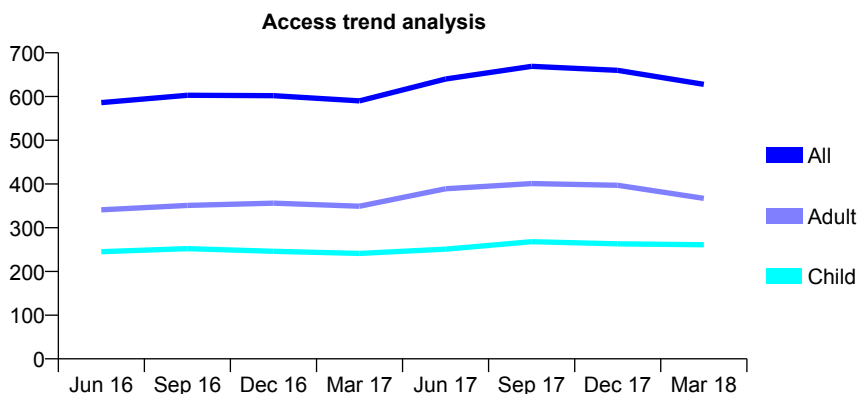
Q61 - Vital Signs At a Glance Contract Report for 334359/0001 - March 2018

Name or company name	MR A JARVID
Contract type name	GDS Contract
Purpose of contract	General
Contract start date	01/04/2006
Contract end date	

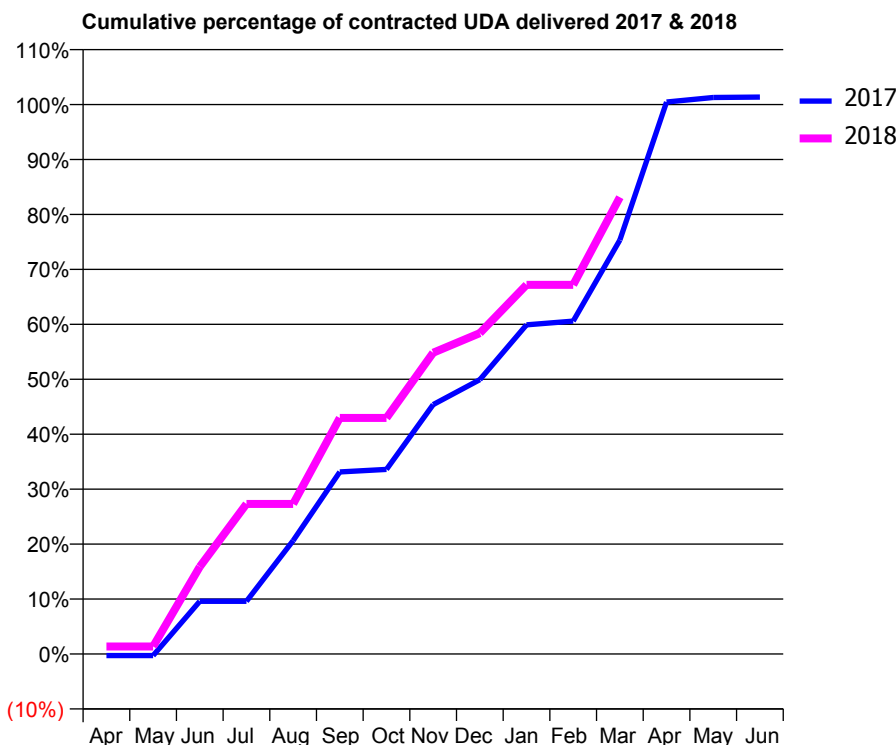
17/18 Contracted general activity (UDA)	1,322
Carry forward general activity (UDA)	-18
17/18 Contracted orthodontic activity (UOA)	0
Carry forward orthodontic activity (UOA)	0
Baseline contract value	£41,772.01

ACCESS*

Patients seen in 24 months	Total	Change since previous quarter
Quarter ending March 2017	590	
Quarter ending June 2017	640	↑
Quarter ending September 2017	669	↑
Quarter ending December 2017	660	↓
Quarter ending March 2018	628	↓
Variance since March 2017	6.4%	↑



ACTIVITY



Month	Adjusted Scheduled Activity (UDA)	
	2017	2018
April	-4	18
May	-4	18
June	127	210
July	127	361
August	273	361
September	438	568
October	444	568
November	600	725
December	660	772
January	792	888
February	801	888
March	996	1,099
April	1,328	
May	1,339	
June	1,340	

QUALITY

	Quantity	Base Number	Contract	AT	Region	England
% of FP17s for the same patient ID Re-attending within 3 months - Children	15	272	5.5%	10.5%	11.5%	11.9%
% of FP17s for the same patient ID Re-attending within 3 months - Adults	23	341	6.7%	16.1%	16.8%	16.0%
% of FP17s for the same patient ID Re-attending between 3 & 9 months - Children	79	272	29.0%	43.4%	47.7%	58.3%
% of FP17s for the same patient ID Re-attending between 3 & 9 months - Adults	90	341	26.4%	35.8%	38.2%	50.3%
% of FP17s for Band 1 Urgent Courses	0	488	0.0%	10.9%	10.6%	9.1%
% of FP17s Relating to Free Repair or Replacements	0	488	0.0%	0.5%	0.6%	0.8%
% of FP17s Relating to Continuations	0	488	0.0%	0.7%	0.8%	1.0%
% of Patients satisfied with the dentistry they have received	1	1	N/A	89.7%	89.3%	91.5%
% of Patients satisfied with the time they had to wait for an appointment	1	1	N/A	82.7%	84.4%	87.9%

* This is based on patients treated on this contract for their most recent course of treatment. Figures in italics indicate the base number of FP17s or Patient Questionnaire responses are less than 100. N/A is shown where the base number of responses is less than 10 during the period. % is calculated as Quantity/Base number*100

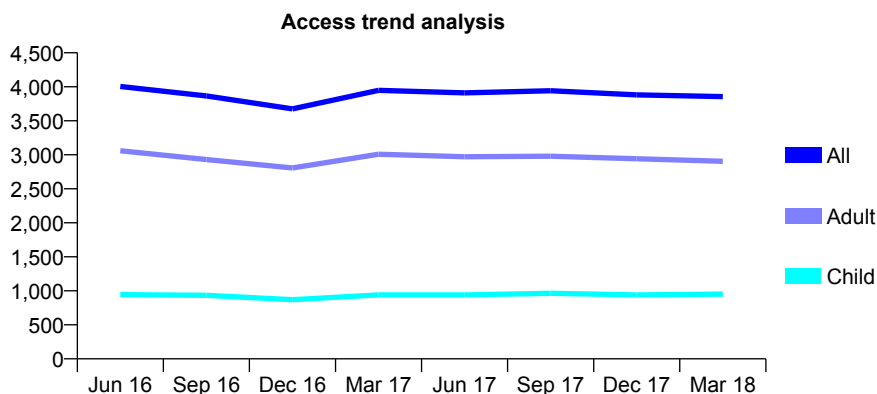
Q61 - Vital Signs At a Glance Contract Report for 335495/0001 - March 2018

Name or company name	MISS A HOQUE
Contract type name	GDS Contract
Purpose of contract	General
Contract start date	01/04/2006
Contract end date	

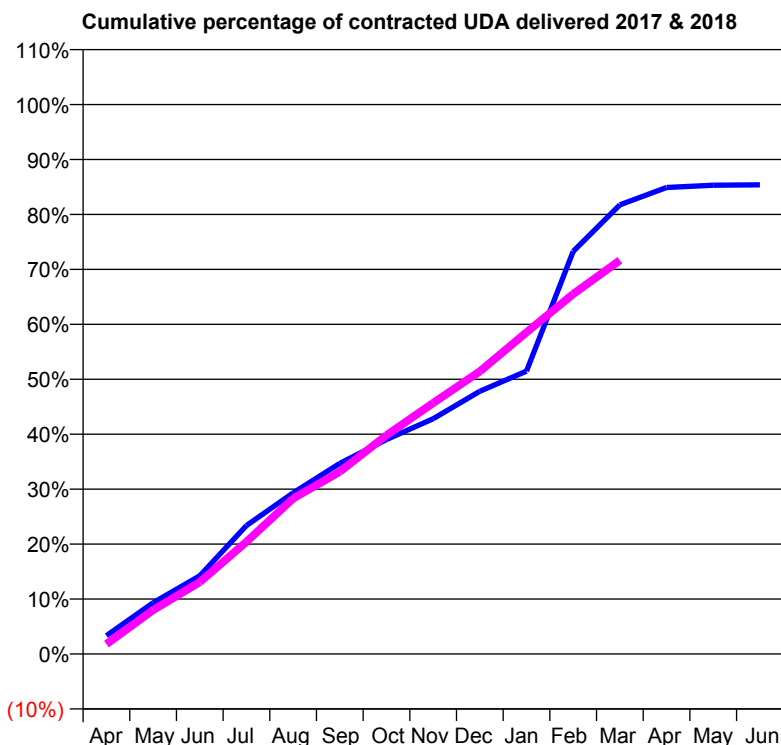
17/18 Contracted general activity (UDA)	13,234
Carry forward general activity (UDA)	0
17/18 Contracted orthodontic activity (UOA)	0
Carry forward orthodontic activity (UOA)	0
Baseline contract value	£365,376.99

ACCESS*

Patients seen in 24 months	Total	Change since previous quarter
Quarter ending March 2017	3,948	
Quarter ending June 2017	3,911	→
Quarter ending September 2017	3,943	→
Quarter ending December 2017	3,882	↓
Quarter ending March 2018	3,855	→
Variance since March 2017	(2.4%)	↓



ACTIVITY



Month	Adjusted Scheduled Activity (UDA)	
	2017	2018
April	440	240
May	1,236	1,059
June	1,885	1,733
July	3,094	2,703
August	3,881	3,746
September	4,592	4,391
October	5,167	5,268
November	5,666	6,045
December	6,328	6,805
January	6,813	7,748
February	9,698	8,669
March	10,816	9,481
April	11,234	
May	11,290	
June	11,301	

QUALITY

	Quantity	Base Number	Contract	AT	Region	England
% of FP17s for the same patient ID Re-attending within 3 months - Children	67	933	7.2%	10.5%	11.5%	11.9%
% of FP17s for the same patient ID Re-attending within 3 months - Adults	474	2,758	17.2%	16.1%	16.8%	16.0%
% of FP17s for the same patient ID Re-attending between 3 & 9 months - Children	287	933	30.8%	43.4%	47.7%	58.3%
% of FP17s for the same patient ID Re-attending between 3 & 9 months - Adults	711	2,758	25.8%	35.8%	38.2%	50.3%
% of FP17s for Band 1 Urgent Courses	487	3,537	13.8%	10.9%	10.6%	9.1%
% of FP17s Relating to Free Repair or Replacements	19	3,537	0.5%	0.5%	0.6%	0.8%
% of FP17s Relating to Continuations	62	3,537	1.8%	0.7%	0.8%	1.0%
% of Patients satisfied with the dentistry they have received	1	1	N/A	89.7%	89.3%	91.5%
% of Patients satisfied with the time they had to wait for an appointment	1	1	N/A	82.7%	84.4%	87.9%

* This is based on patients treated on this contract for their most recent course of treatment. Figures in italics indicate the base number of FP17s or Patient Questionnaire responses are less than 100. N/A is shown where the base number of responses is less than 10 during the period. % is calculated as Quantity/Base number*100

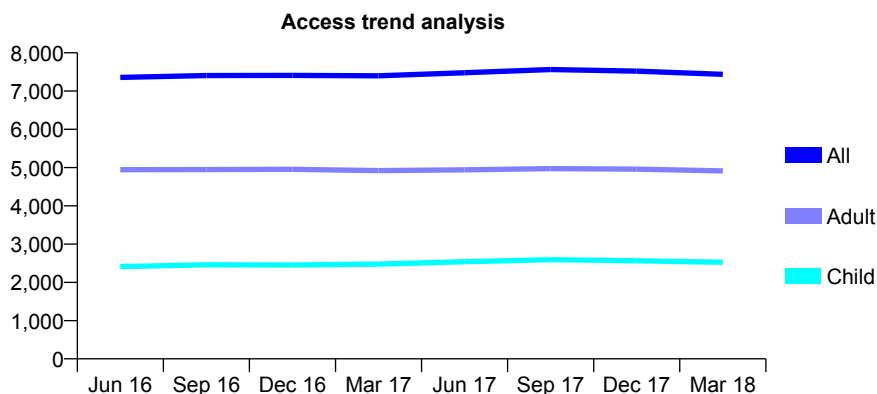
Q61 - Vital Signs At a Glance Contract Report for 336955/0004 - March 2018

Name or company name	MR SM HUSSAIN
Contract type name	GDS Contract
Purpose of contract	General
Contract start date	01/04/2006
Contract end date	

17/18 Contracted general activity (UDA)	20,008
Carry forward general activity (UDA)	-9
17/18 Contracted orthodontic activity (UOA)	0
Carry forward orthodontic activity (UOA)	0
Baseline contract value	£549,383.36

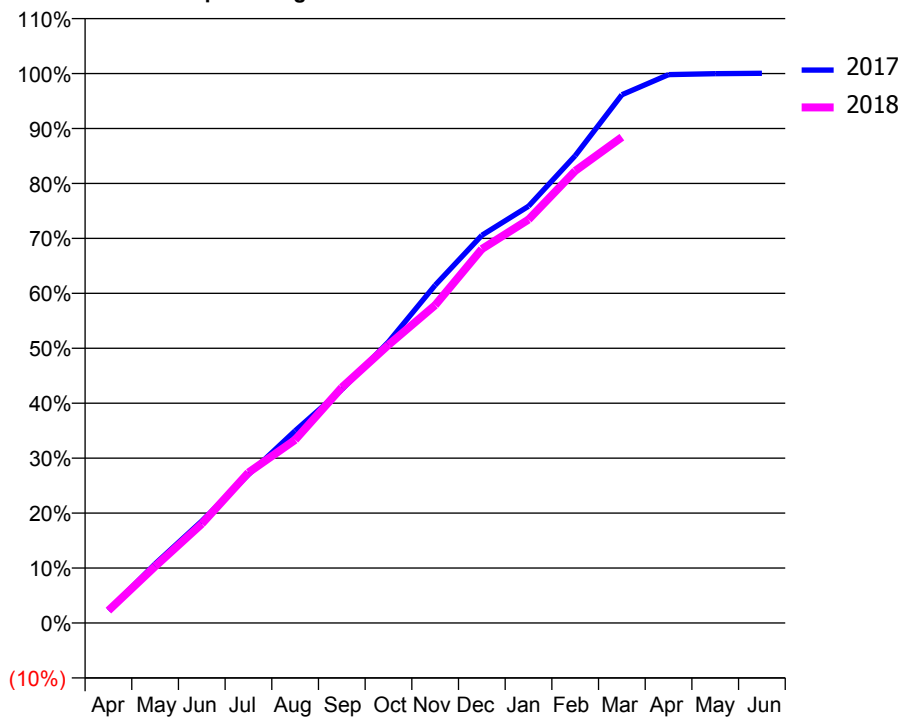
ACCESS*

Patients seen in 24 months	Total	Change since previous quarter
Quarter ending March 2017	7,397	
Quarter ending June 2017	7,480	→
Quarter ending September 2017	7,561	→
Quarter ending December 2017	7,520	→
Quarter ending March 2018	7,438	↓
Variance since March 2017	0.6%	→



ACTIVITY

Cumulative percentage of contracted UDA delivered 2017 & 2018



Adjusted Scheduled Activity (UDA)

Month	2017	2018
April	460	454
May	2,153	2,063
June	3,712	3,610
July	5,407	5,479
August	6,999	6,670
September	8,499	8,576
October	10,236	10,125
November	12,299	11,573
December	14,118	13,616
January	15,175	14,689
February	17,013	16,462
March	19,236	17,690
April	19,970	
May	20,002	
June	20,017	

QUALITY

	Quantity	Base Number	Contract	AT	Region	England
% of FP17s for the same patient ID Re-attending within 3 months - Children	140	2,742	5.1%	10.5%	11.5%	11.9%
% of FP17s for the same patient ID Re-attending within 3 months - Adults	398	4,646	8.6%	16.1%	16.8%	16.0%
% of FP17s for the same patient ID Re-attending between 3 & 9 months - Children	1,227	2,742	44.7%	43.4%	47.7%	58.3%
% of FP17s for the same patient ID Re-attending between 3 & 9 months - Adults	1,774	4,646	38.2%	35.8%	38.2%	50.3%
% of FP17s for Band 1 Urgent Courses	426	7,107	6.0%	10.9%	10.6%	9.1%
% of FP17s Relating to Free Repair or Replacements	10	7,107	0.1%	0.5%	0.6%	0.8%
% of FP17s Relating to Continuations	12	7,107	0.2%	0.7%	0.8%	1.0%
% of Patients satisfied with the dentistry they have received	0	0	N/A	89.7%	89.3%	91.5%
% of Patients satisfied with the time they had to wait for an appointment	0	0	N/A	82.7%	84.4%	87.9%

* This is based on patients treated on this contract for their most recent course of treatment. Figures in italics indicate the base number of FP17s or Patient Questionnaire responses are less than 100. N/A is shown where the base number of responses is less than 10 during the period. % is calculated as Quantity/Base number*100

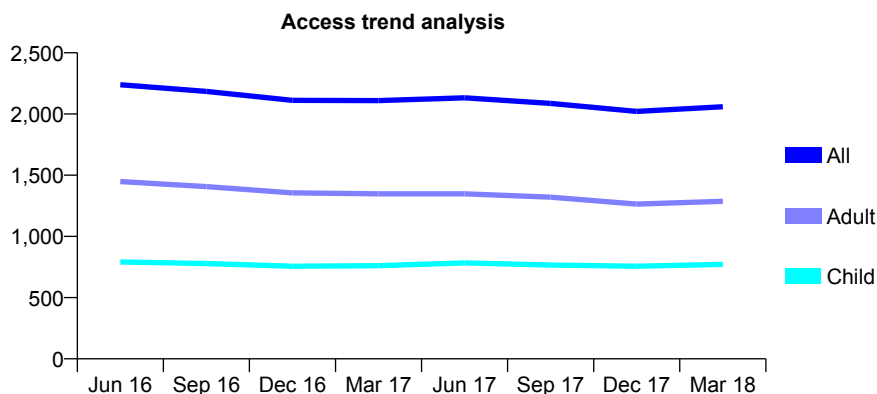
Q61 - Vital Signs At a Glance Contract Report for 337781/0001 - March 2018

Name or company name	MR R HEJAZI-TEHRANI
Contract type name	GDS Contract
Purpose of contract	General
Contract start date	01/04/2006
Contract end date	

17/18 Contracted general activity (UDA)	4,625
Carry forward general activity (UDA)	59
17/18 Contracted orthodontic activity (UOA)	0
Carry forward orthodontic activity (UOA)	0
Baseline contract value	£126,826.98

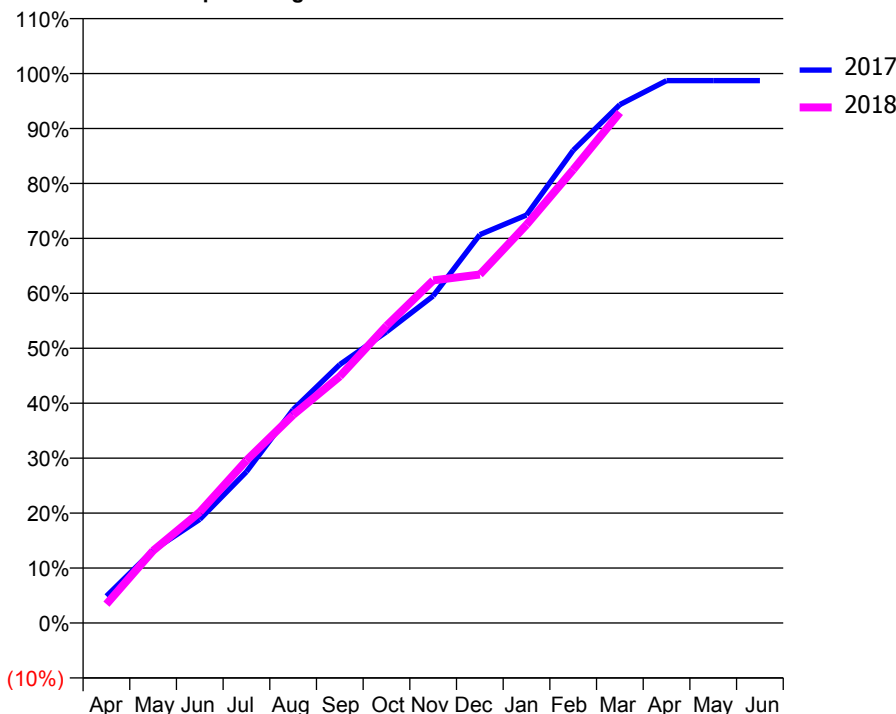
ACCESS*

Patients seen in 24 months	Total	Change since previous quarter
Quarter ending March 2017	2,109	
Quarter ending June 2017	2,132	→
Quarter ending September 2017	2,087	↓
Quarter ending December 2017	2,021	↓
Quarter ending March 2018	2,059	→
Variance since March 2017	(2.4%)	↓



ACTIVITY

Cumulative percentage of contracted UDA delivered 2017 & 2018



Month	Adjusted Scheduled Activity (UDA)	
	2017	2018
April	226	159
May	612	609
June	873	935
July	1,273	1,369
August	1,796	1,751
September	2,176	2,075
October	2,451	2,501
November	2,753	2,884
December	3,269	2,934
January	3,434	3,352
February	3,978	3,816
March	4,364	4,297
April	4,565	
May	4,566	
June	4,566	

QUALITY

	Quantity	Base Number	Contract	AT	Region	England
% of FP17s for the same patient ID Re-attending within 3 months - Children	34	909	3.7%	10.5%	11.5%	11.9%
% of FP17s for the same patient ID Re-attending within 3 months - Adults	101	1,384	7.3%	16.1%	16.8%	16.0%
% of FP17s for the same patient ID Re-attending between 3 & 9 months - Children	490	909	53.9%	43.4%	47.7%	58.3%
% of FP17s for the same patient ID Re-attending between 3 & 9 months - Adults	622	1,384	44.9%	35.8%	38.2%	50.3%
% of FP17s for Band 1 Urgent Courses	68	2,203	3.1%	10.9%	10.6%	9.1%
% of FP17s Relating to Free Repair or Replacements	1	2,203	0.0%	0.5%	0.6%	0.8%
% of FP17s Relating to Continuations	1	2,203	0.0%	0.7%	0.8%	1.0%
% of Patients satisfied with the dentistry they have received	0	0	N/A	89.7%	89.3%	91.5%
% of Patients satisfied with the time they had to wait for an appointment	0	0	N/A	82.7%	84.4%	87.9%

* This is based on patients treated on this contract for their most recent course of treatment. Figures in italics indicate the base number of FP17s or Patient Questionnaire responses are less than 100. N/A is shown where the base number of responses is less than 10 during the period. % is calculated as Quantity/Base number*100

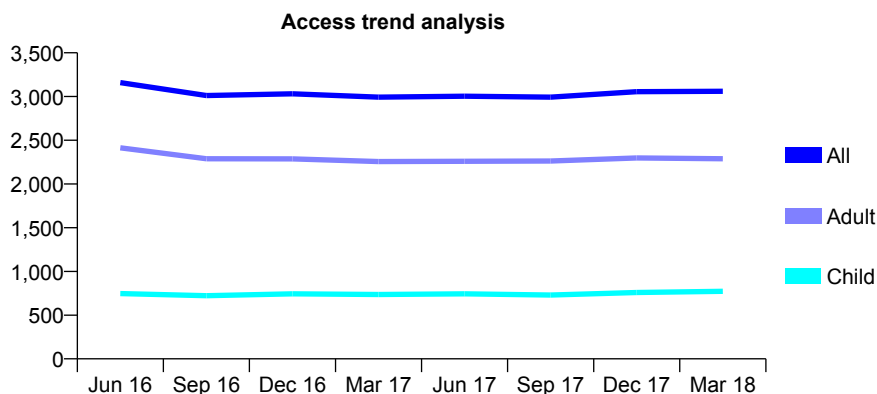
Q61 - Vital Signs At a Glance Contract Report for 338761/0001 - March 2018

Name or company name	MR MS KHAN
Contract type name	GDS Contract
Purpose of contract	General
Contract start date	01/04/2006
Contract end date	

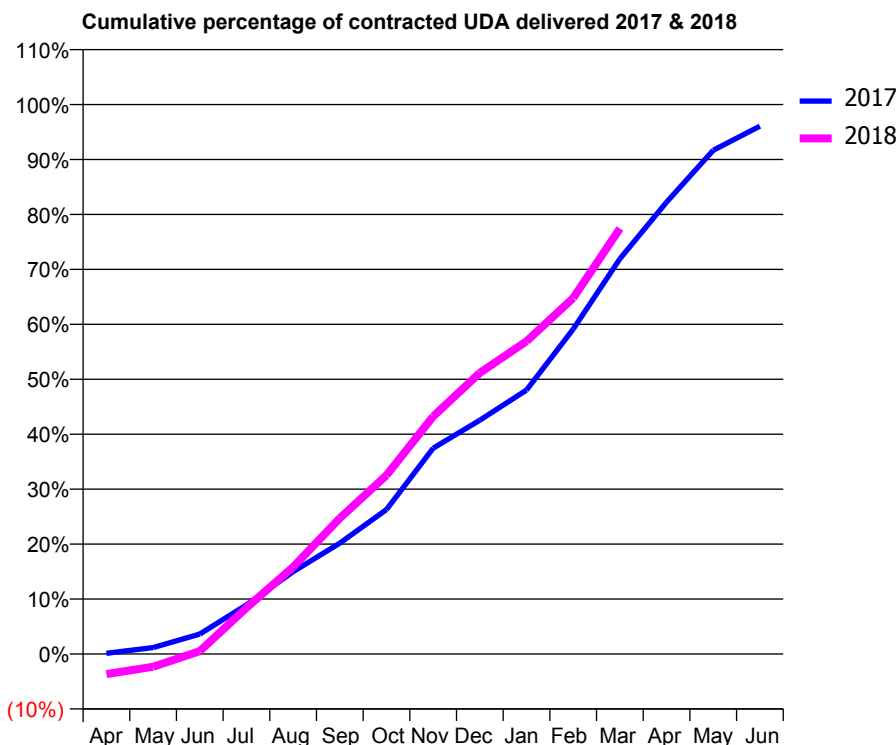
17/18 Contracted general activity (UDA)	11,004
Carry forward general activity (UDA)	433
17/18 Contracted orthodontic activity (UOA)	0
Carry forward orthodontic activity (UOA)	0
Baseline contract value	£334,379.13

ACCESS*

Patients seen in 24 months	Total	Change since previous quarter
Quarter ending March 2017	2,993	
Quarter ending June 2017	3,004	→
Quarter ending September 2017	2,993	→
Quarter ending December 2017	3,055	↑
Quarter ending March 2018	3,060	→
Variance since March 2017	2.2%	↑



ACTIVITY



Month	Adjusted Scheduled Activity (UDA)	
	2017	2018
April	15	-404
May	129	-259
June	400	56
July	984	926
August	1,649	1,742
September	2,221	2,721
October	2,895	3,579
November	4,122	4,756
December	4,683	5,629
January	5,286	6,264
February	6,506	7,130
March	7,914	8,519
April	9,050	
May	10,086	
June	10,571	

QUALITY

	Quantity	Base Number	Contract	AT	Region	England
% of FP17s for the same patient ID Re-attending within 3 months - Children	162	1,164	13.9%	10.5%	11.5%	11.9%
% of FP17s for the same patient ID Re-attending within 3 months - Adults	764	2,973	25.7%	16.1%	16.8%	16.0%
% of FP17s for the same patient ID Re-attending between 3 & 9 months - Children	540	1,164	46.4%	43.4%	47.7%	58.3%
% of FP17s for the same patient ID Re-attending between 3 & 9 months - Adults	965	2,973	32.5%	35.8%	38.2%	50.3%
% of FP17s for Band 1 Urgent Courses	711	3,242	21.9%	10.9%	10.6%	9.1%
% of FP17s Relating to Free Repair or Replacements	16	3,242	0.5%	0.5%	0.6%	0.8%
% of FP17s Relating to Continuations	74	3,242	2.3%	0.7%	0.8%	1.0%
% of Patients satisfied with the dentistry they have received	3	3	N/A	89.7%	89.3%	91.5%
% of Patients satisfied with the time they had to wait for an appointment	3	3	N/A	82.7%	84.4%	87.9%

* This is based on patients treated on this contract for their most recent course of treatment. Figures in italics indicate the base number of FP17s or Patient Questionnaire responses are less than 100. N/A is shown where the base number of responses is less than 10 during the period. % is calculated as Quantity/Base number*100

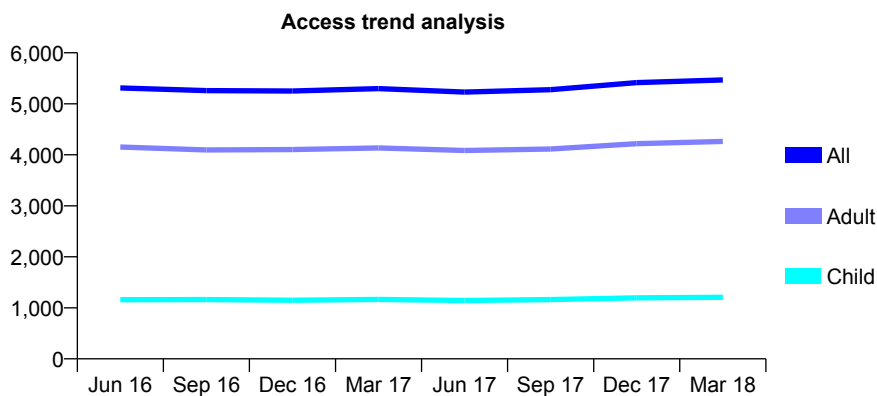
Q61 - Vital Signs At a Glance Contract Report for 338877/0001 - March 2018

Name or company name	MR MC MARCOU
Contract type name	GDS Contract
Purpose of contract	General
Contract start date	01/04/2006
Contract end date	

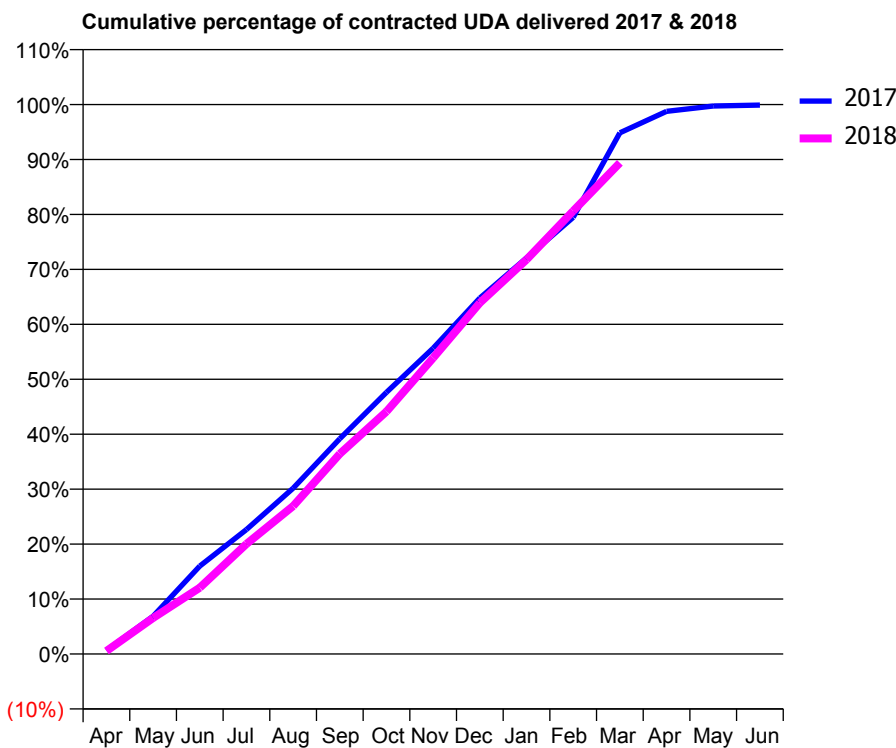
17/18 Contracted general activity (UDA)	15,124
Carry forward general activity (UDA)	17
17/18 Contracted orthodontic activity (UOA)	0
Carry forward orthodontic activity (UOA)	0
Baseline contract value	£405,099.72

ACCESS*

Patients seen in 24 months	Total	Change since previous quarter
Quarter ending March 2017	5,299	
Quarter ending June 2017	5,229	↓
Quarter ending September 2017	5,278	→
Quarter ending December 2017	5,415	↑
Quarter ending March 2018	5,469	→
Variance since March 2017	3.2%	↑



ACTIVITY



Month	Adjusted Scheduled Activity (UDA)	
	2017	2018
April	100	83
May	1,042	992
June	2,419	1,825
July	3,428	3,028
August	4,565	4,072
September	5,927	5,510
October	7,202	6,674
November	8,418	8,148
December	9,798	9,665
January	10,902	10,855
February	12,018	12,194
March	14,345	13,518
April	14,934	
May	15,082	
June	15,107	

QUALITY

	Quantity	Base Number	Contract	AT	Region	England
% of FP17s for the same patient ID Re-attending within 3 months - Children	99	1,418	7.0%	10.5%	11.5%	11.9%
% of FP17s for the same patient ID Re-attending within 3 months - Adults	574	4,801	12.0%	16.1%	16.8%	16.0%
% of FP17s for the same patient ID Re-attending between 3 & 9 months - Children	671	1,418	47.3%	43.4%	47.7%	58.3%
% of FP17s for the same patient ID Re-attending between 3 & 9 months - Adults	2,174	4,801	45.3%	35.8%	38.2%	50.3%
% of FP17s for Band 1 Urgent Courses	427	5,464	7.8%	10.9%	10.6%	9.1%
% of FP17s Relating to Free Repair or Replacements	31	5,464	0.6%	0.5%	0.6%	0.8%
% of FP17s Relating to Continuations	1	5,464	0.0%	0.7%	0.8%	1.0%
% of Patients satisfied with the dentistry they have received	8	8	N/A	89.7%	89.3%	91.5%
% of Patients satisfied with the time they had to wait for an appointment	6	8	N/A	82.7%	84.4%	87.9%

* This is based on patients treated on this contract for their most recent course of treatment. Figures in italics indicate the base number of FP17s or Patient Questionnaire responses are less than 100. N/A is shown where the base number of responses is less than 10 during the period. % is calculated as Quantity/Base number*100

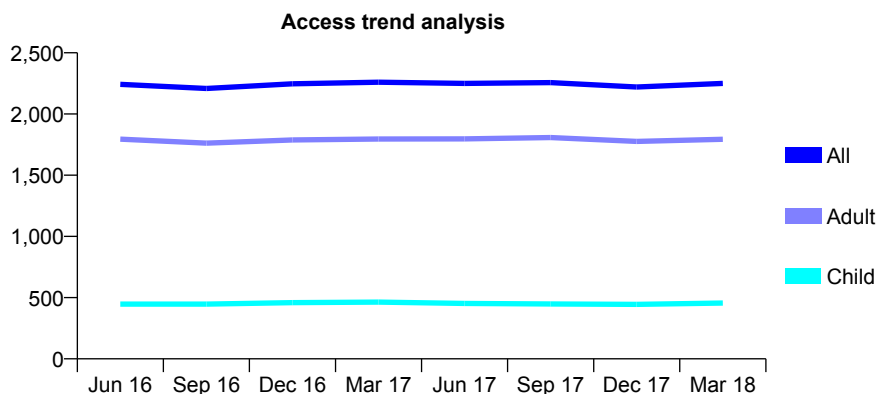
Q61 - Vital Signs At a Glance Contract Report for 339288/0001 - March 2018

Name or company name	MR SA HAMA SAIED
Contract type name	GDS Contract
Purpose of contract	General
Contract start date	01/04/2006
Contract end date	

17/18 Contracted general activity (UDA)	8,013
Carry forward general activity (UDA)	-160
17/18 Contracted orthodontic activity (UOA)	0
Carry forward orthodontic activity (UOA)	0
Baseline contract value	£238,886.67

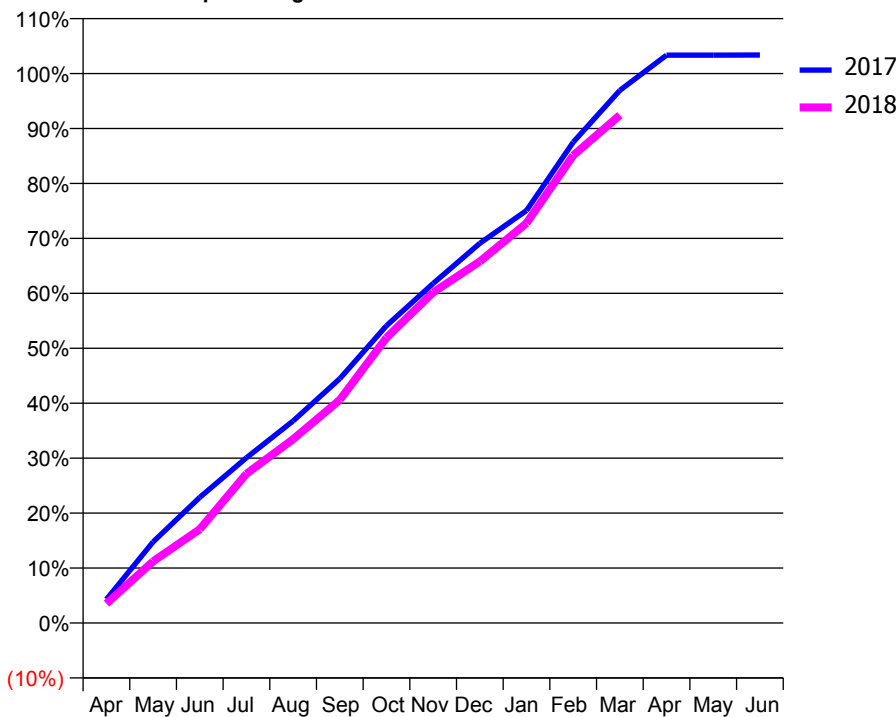
ACCESS*

Patients seen in 24 months	Total	Change since previous quarter
Quarter ending March 2017	2,260	
Quarter ending June 2017	2,250	→
Quarter ending September 2017	2,256	→
Quarter ending December 2017	2,221	↓
Quarter ending March 2018	2,250	→
Variance since March 2017	(0.4%)	→



ACTIVITY

Cumulative percentage of contracted UDA delivered 2017 & 2018



Month	Adjusted Scheduled Activity (UDA)	
	2017	2018
April	346	282
May	1,183	900
June	1,833	1,367
July	2,410	2,177
August	2,946	2,680
September	3,564	3,254
October	4,336	4,161
November	4,952	4,821
December	5,538	5,272
January	6,015	5,830
February	7,011	6,818
March	7,768	7,406
April	8,281	
May	8,281	
June	8,282	

QUALITY

	Quantity	Base Number	Contract	AT	Region	England
% of FP17s for the same patient ID Re-attending within 3 months - Children	24	566	4.2%	10.5%	11.5%	11.9%
% of FP17s for the same patient ID Re-attending within 3 months - Adults	320	2,272	14.1%	16.1%	16.8%	16.0%
% of FP17s for the same patient ID Re-attending between 3 & 9 months - Children	277	566	48.9%	43.4%	47.7%	58.3%
% of FP17s for the same patient ID Re-attending between 3 & 9 months - Adults	1,089	2,272	47.9%	35.8%	38.2%	50.3%
% of FP17s for Band 1 Urgent Courses	6	2,651	0.2%	10.9%	10.6%	9.1%
% of FP17s Relating to Free Repair or Replacements	0	2,651	0.0%	0.5%	0.6%	0.8%
% of FP17s Relating to Continuations	84	2,651	3.2%	0.7%	0.8%	1.0%
% of Patients satisfied with the dentistry they have received	0	0	N/A	89.7%	89.3%	91.5%
% of Patients satisfied with the time they had to wait for an appointment	0	0	N/A	82.7%	84.4%	87.9%

* This is based on patients treated on this contract for their most recent course of treatment. Figures in italics indicate the base number of FP17s or Patient Questionnaire responses are less than 100. N/A is shown where the base number of responses is less than 10 during the period. % is calculated as Quantity/Base number*100

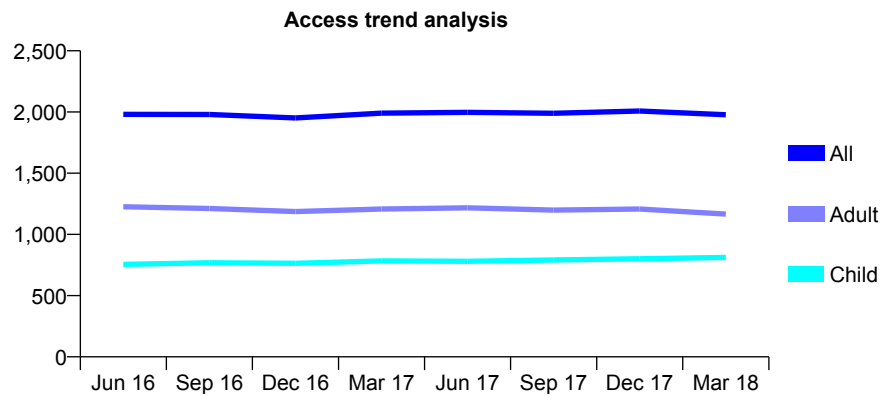
Q61 - Vital Signs At a Glance Contract Report for 339407/0001 - March 2018

Name or company name	MR H HAMBARCHIAN
Contract type name	GDS Contract
Purpose of contract	General
Contract start date	01/04/2006
Contract end date	

17/18 Contracted general activity (UDA)	10,663
Carry forward general activity (UDA)	19
17/18 Contracted orthodontic activity (UOA)	0
Carry forward orthodontic activity (UOA)	0
Baseline contract value	£347,339.04

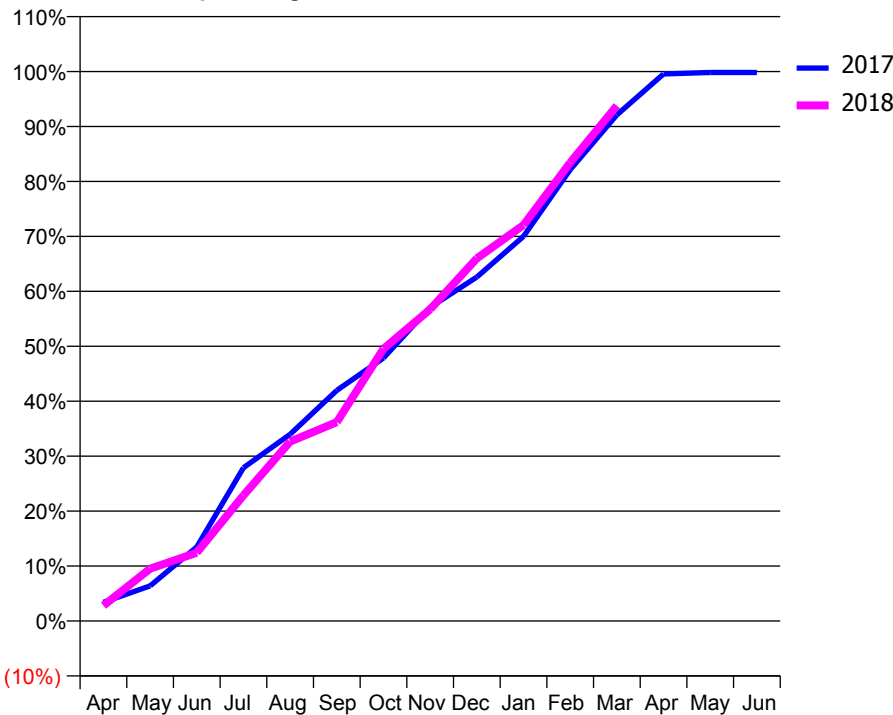
ACCESS*

Patients seen in 24 months	Total	Change since previous quarter
Quarter ending March 2017	1,991	
Quarter ending June 2017	1,997	→
Quarter ending September 2017	1,990	→
Quarter ending December 2017	2,008	→
Quarter ending March 2018	1,978	↓
Variance since March 2017	(0.7%)	→



ACTIVITY

Cumulative percentage of contracted UDA delivered 2017 & 2018



Month	Adjusted Scheduled Activity (UDA)	
	2017	2018
April	364	298
May	681	1,015
June	1,439	1,326
July	2,975	2,439
August	3,624	3,480
September	4,474	3,859
October	5,105	5,282
November	6,087	6,048
December	6,675	7,037
January	7,463	7,684
February	8,758	8,895
March	9,821	9,999
April	10,616	
May	10,644	
June	10,644	

QUALITY

	Quantity	Base Number	Contract	AT	Region	England
% of FP17s for the same patient ID Re-attending within 3 months - Children	55	1,225	4.5%	10.5%	11.5%	11.9%
% of FP17s for the same patient ID Re-attending within 3 months - Adults	198	1,693	11.7%	16.1%	16.8%	16.0%
% of FP17s for the same patient ID Re-attending between 3 & 9 months - Children	740	1,225	60.4%	43.4%	47.7%	58.3%
% of FP17s for the same patient ID Re-attending between 3 & 9 months - Adults	1,060	1,693	62.6%	35.8%	38.2%	50.3%
% of FP17s for Band 1 Urgent Courses	22	2,742	0.8%	10.9%	10.6%	9.1%
% of FP17s Relating to Free Repair or Replacements	0	2,742	0.0%	0.5%	0.6%	0.8%
% of FP17s Relating to Continuations	8	2,742	0.3%	0.7%	0.8%	1.0%
% of Patients satisfied with the dentistry they have received	2	2	N/A	89.7%	89.3%	91.5%
% of Patients satisfied with the time they had to wait for an appointment	2	2	N/A	82.7%	84.4%	87.9%

* This is based on patients treated on this contract for their most recent course of treatment. Figures in italics indicate the base number of FP17s or Patient Questionnaire responses are less than 100. N/A is shown where the base number of responses is less than 10 during the period. % is calculated as Quantity/Base number*100

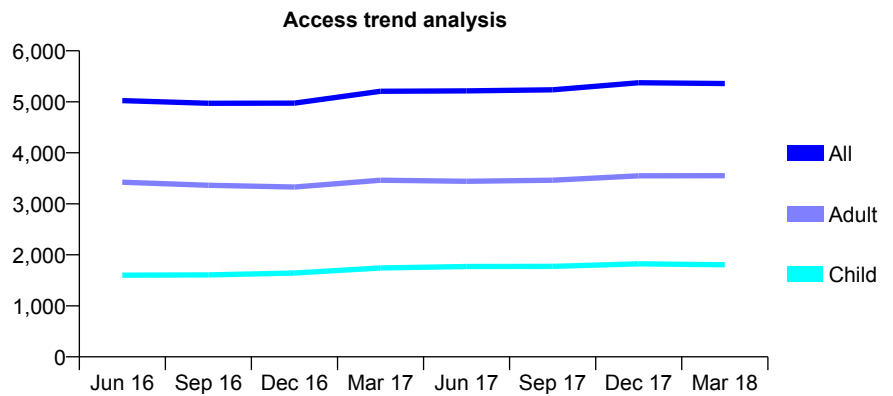
Q61 - Vital Signs At a Glance Contract Report for 340561/0001 - March 2018

Name or company name	MR S RAJAYOGAN
Contract type name	GDS Contract
Purpose of contract	General
Contract start date	01/04/2006
Contract end date	

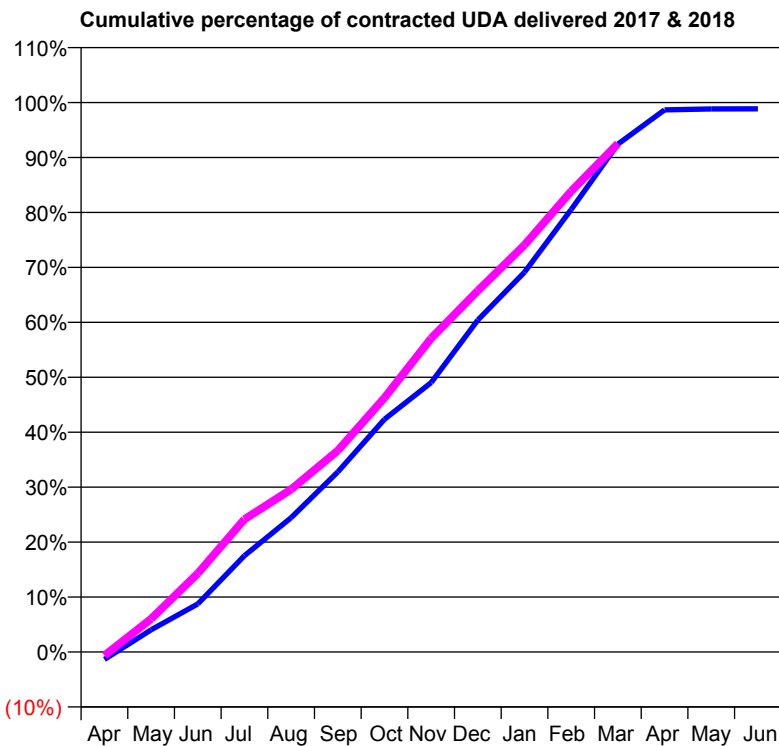
17/18 Contracted general activity (UDA)	13,563
Carry forward general activity (UDA)	156
17/18 Contracted orthodontic activity (UOA)	0
Carry forward orthodontic activity (UOA)	0
Baseline contract value	£380,532.19

ACCESS*

Patients seen in 24 months	Total	Change since previous quarter
Quarter ending March 2017	5,206	
Quarter ending June 2017	5,214	→
Quarter ending September 2017	5,236	→
Quarter ending December 2017	5,373	↑
Quarter ending March 2018	5,358	→
Variance since March 2017	2.9%	↑



ACTIVITY



Month	Adjusted Scheduled Activity (UDA)	
	2017	2018
April	-184	-91
May	546	817
June	1,186	1,941
July	2,380	3,276
August	3,317	4,013
September	4,444	4,971
October	5,744	6,275
November	6,651	7,742
December	8,193	8,918
January	9,377	10,048
February	10,924	11,372
March	12,536	12,547
April	13,381	
May	13,403	
June	13,407	

QUALITY

	Quantity	Base Number	Contract	AT	Region	England
% of FP17s for the same patient ID Re-attending within 3 months - Children	118	1,785	6.6%	10.5%	11.5%	11.9%
% of FP17s for the same patient ID Re-attending within 3 months - Adults	268	3,096	8.7%	16.1%	16.8%	16.0%
% of FP17s for the same patient ID Re-attending between 3 & 9 months - Children	462	1,785	25.9%	43.4%	47.7%	58.3%
% of FP17s for the same patient ID Re-attending between 3 & 9 months - Adults	660	3,096	21.3%	35.8%	38.2%	50.3%
% of FP17s for Band 1 Urgent Courses	394	4,622	8.5%	10.9%	10.6%	9.1%
% of FP17s Relating to Free Repair or Replacements	0	4,622	0.0%	0.5%	0.6%	0.8%
% of FP17s Relating to Continuations	2	4,622	0.0%	0.7%	0.8%	1.0%
% of Patients satisfied with the dentistry they have received	1	2	N/A	89.7%	89.3%	91.5%
% of Patients satisfied with the time they had to wait for an appointment	2	2	N/A	82.7%	84.4%	87.9%

* This is based on patients treated on this contract for their most recent course of treatment. Figures in italics indicate the base number of FP17s or Patient Questionnaire responses are less than 100. N/A is shown where the base number of responses is less than 10 during the period. % is calculated as Quantity/Base number*100

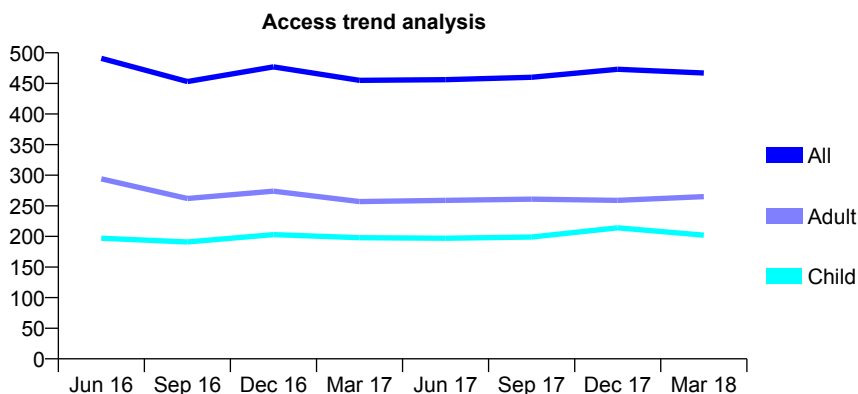
Q61 - Vital Signs At a Glance Contract Report for 341320/0001 - March 2018

Name or company name	MR HS JOSHI
Contract type name	GDS Contract
Purpose of contract	General
Contract start date	01/04/2006
Contract end date	

17/18 Contracted general activity (UDA)	1,646
Carry forward general activity (UDA)	59
17/18 Contracted orthodontic activity (UOA)	0
Carry forward orthodontic activity (UOA)	0
Baseline contract value	£82,670.82

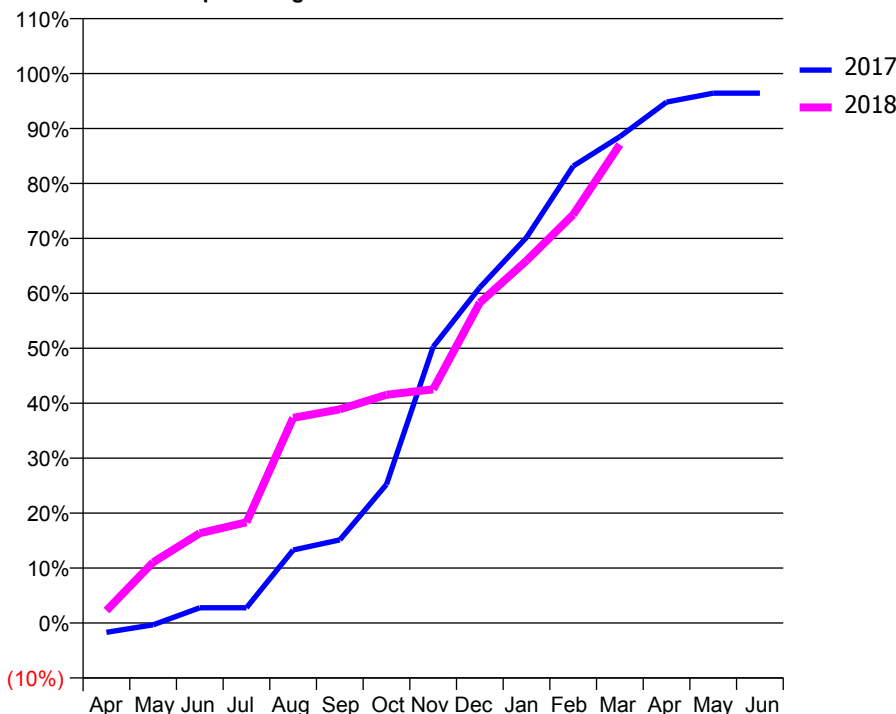
ACCESS*

Patients seen in 24 months	Total	Change since previous quarter
Quarter ending March 2017	455	
Quarter ending June 2017	456	→
Quarter ending September 2017	460	→
Quarter ending December 2017	473	↑
Quarter ending March 2018	467	↓
Variance since March 2017	2.6%	↑



ACTIVITY

Cumulative percentage of contracted UDA delivered 2017 & 2018



Month	Adjusted Scheduled Activity (UDA)	
	2017	2018
April	-28	37
May	-6	182
June	46	269
July	46	302
August	219	615
September	249	640
October	415	684
November	828	700
December	1,005	960
January	1,155	1,086
February	1,369	1,223
March	1,457	1,433
April	1,560	
May	1,587	
June	1,587	

QUALITY

	Quantity	Base Number	Contract	AT	Region	England
% of FP17s for the same patient ID Re-attending within 3 months - Children	43	305	14.1%	10.5%	11.5%	11.9%
% of FP17s for the same patient ID Re-attending within 3 months - Adults	70	322	21.7%	16.1%	16.8%	16.0%
% of FP17s for the same patient ID Re-attending between 3 & 9 months - Children	142	305	46.6%	43.4%	47.7%	58.3%
% of FP17s for the same patient ID Re-attending between 3 & 9 months - Adults	109	322	33.9%	35.8%	38.2%	50.3%
% of FP17s for Band 1 Urgent Courses	61	593	10.3%	10.9%	10.6%	9.1%
% of FP17s Relating to Free Repair or Replacements	0	593	0.0%	0.5%	0.6%	0.8%
% of FP17s Relating to Continuations	0	593	0.0%	0.7%	0.8%	1.0%
% of Patients satisfied with the dentistry they have received	0	0	N/A	89.7%	89.3%	91.5%
% of Patients satisfied with the time they had to wait for an appointment	0	0	N/A	82.7%	84.4%	87.9%

* This is based on patients treated on this contract for their most recent course of treatment. Figures in italics indicate the base number of FP17s or Patient Questionnaire responses are less than 100. N/A is shown where the base number of responses is less than 10 during the period. % is calculated as Quantity/Base number*100

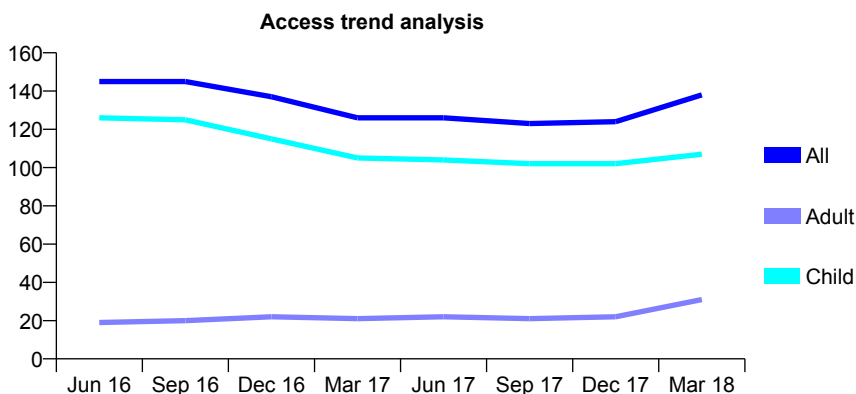
Q61 - Vital Signs At a Glance Contract Report for 342858/0002 - March 2018

Name or company name	MRS B SALEK-HADDADI
Contract type name	GDS Contract
Purpose of contract	General
Contract start date	01/04/2006
Contract end date	

17/18 Contracted general activity (UDA)	314
Carry forward general activity (UDA)	-6
17/18 Contracted orthodontic activity (UOA)	0
Carry forward orthodontic activity (UOA)	0
Baseline contract value	£12,729.01

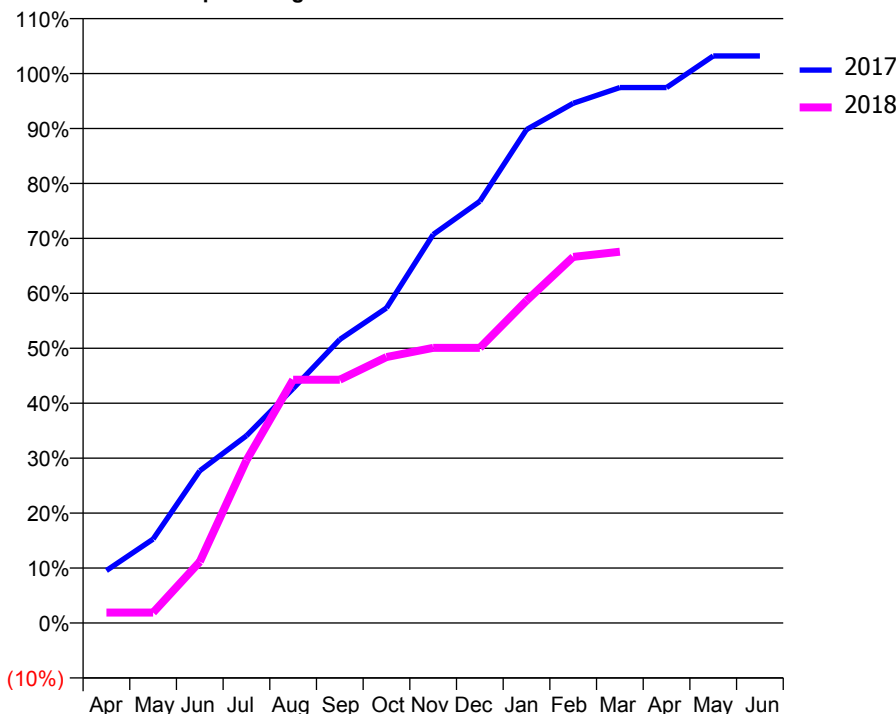
ACCESS*

Patients seen in 24 months	Total	Change since previous quarter
Quarter ending March 2017	126	
Quarter ending June 2017	126	→
Quarter ending September 2017	123	↓
Quarter ending December 2017	124	→
Quarter ending March 2018	138	↑
Variance since March 2017	9.5%	↑



ACTIVITY

Cumulative percentage of contracted UDA delivered 2017 & 2018



Month	Adjusted Scheduled Activity (UDA)	
	2017	2018
April	30	6
May	48	6
June	87	35
July	107	93
August	134	139
September	162	139
October	180	152
November	222	157
December	241	157
January	282	184
February	297	209
March	306	212
April	306	
May	324	
June	324	

QUALITY

	Quantity	Base Number	Contract	AT	Region	England
% of FP17s for the same patient ID Re-attending within 3 months - Children	8	109	7.3%	10.5%	11.5%	11.9%
% of FP17s for the same patient ID Re-attending within 3 months - Adults	0	20	0.0%	16.1%	16.8%	16.0%
% of FP17s for the same patient ID Re-attending between 3 & 9 months - Children	53	109	48.6%	43.4%	47.7%	58.3%
% of FP17s for the same patient ID Re-attending between 3 & 9 months - Adults	7	20	35.0%	35.8%	38.2%	50.3%
% of FP17s for Band 1 Urgent Courses	1	121	0.8%	10.9%	10.6%	9.1%
% of FP17s Relating to Free Repair or Replacements	0	121	0.0%	0.5%	0.6%	0.8%
% of FP17s Relating to Continuations	0	121	0.0%	0.7%	0.8%	1.0%
% of Patients satisfied with the dentistry they have received	0	0	N/A	89.7%	89.3%	91.5%
% of Patients satisfied with the time they had to wait for an appointment	0	0	N/A	82.7%	84.4%	87.9%

* This is based on patients treated on this contract for their most recent course of treatment. Figures in italics indicate the base number of FP17s or Patient Questionnaire responses are less than 100. N/A is shown where the base number of responses is less than 10 during the period. % is calculated as Quantity/Base number*100

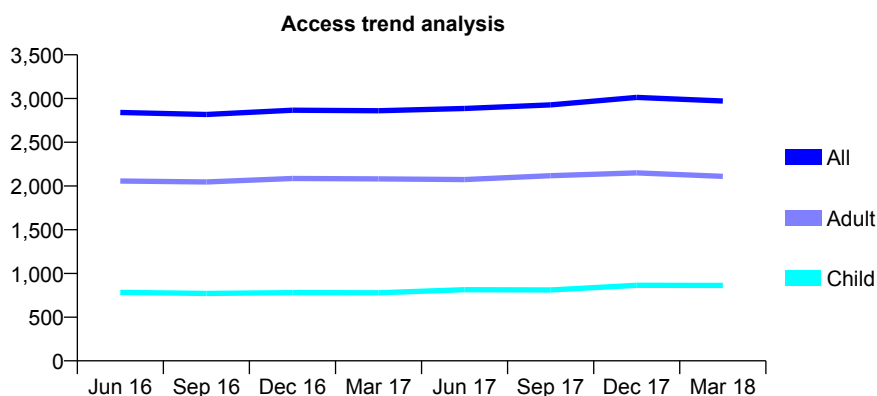
Q61 - Vital Signs At a Glance Contract Report for 343587/0001 - March 2018

Name or company name	MR F AMINI
Contract type name	GDS Contract
Purpose of contract	General
Contract start date	01/04/2006
Contract end date	

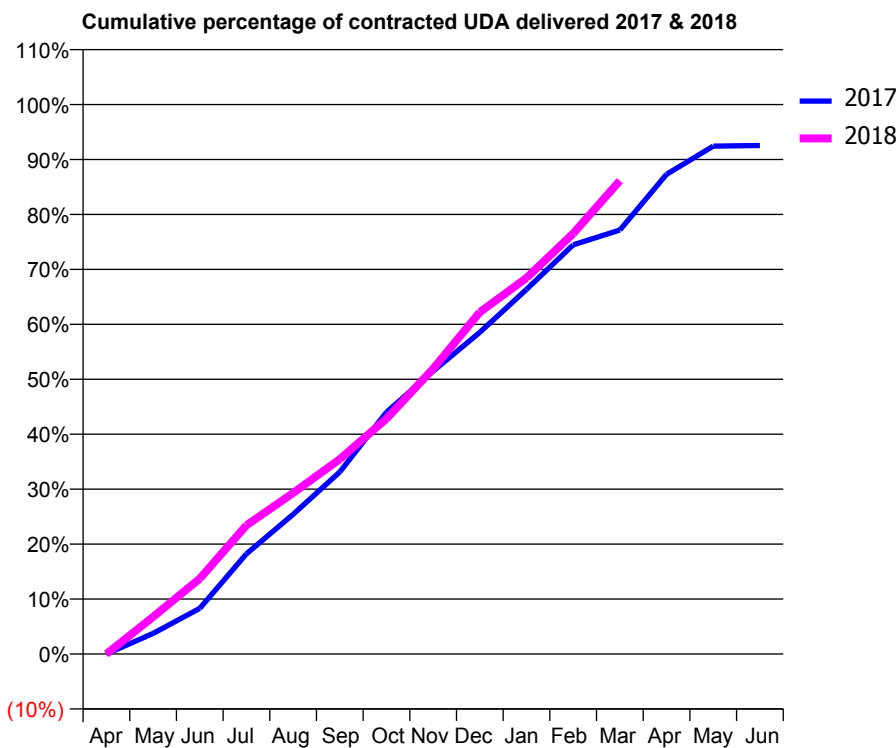
17/18 Contracted general activity (UDA)	10,546
Carry forward general activity (UDA)	0
17/18 Contracted orthodontic activity (UOA)	0
Carry forward orthodontic activity (UOA)	0
Baseline contract value	£311,402.89

ACCESS*

Patients seen in 24 months	Total	Change since previous quarter
Quarter ending March 2017	2,860	
Quarter ending June 2017	2,886	→
Quarter ending September 2017	2,927	→
Quarter ending December 2017	3,013	↑
Quarter ending March 2018	2,972	↓
Variance since March 2017	3.9%	↑



ACTIVITY



Month	Adjusted Scheduled Activity (UDA)	
	2017	2018
April	0	0
May	395	713
June	877	1,447
July	1,924	2,472
August	2,680	3,090
September	3,496	3,741
October	4,642	4,516
November	5,430	5,476
December	6,175	6,561
January	6,998	7,217
February	7,853	8,071
March	8,136	9,083
April	9,208	
May	9,747	
June	9,759	

QUALITY

	Quantity	Base Number	Contract	AT	Region	England
% of FP17s for the same patient ID Re-attending within 3 months - Children	99	1,091	9.1%	10.5%	11.5%	11.9%
% of FP17s for the same patient ID Re-attending within 3 months - Adults	503	2,432	20.7%	16.1%	16.8%	16.0%
% of FP17s for the same patient ID Re-attending between 3 & 9 months - Children	384	1,091	35.2%	43.4%	47.7%	58.3%
% of FP17s for the same patient ID Re-attending between 3 & 9 months - Adults	617	2,432	25.4%	35.8%	38.2%	50.3%
% of FP17s for Band 1 Urgent Courses	669	3,071	21.8%	10.9%	10.6%	9.1%
% of FP17s Relating to Free Repair or Replacements	13	3,071	0.4%	0.5%	0.6%	0.8%
% of FP17s Relating to Continuations	26	3,071	0.8%	0.7%	0.8%	1.0%
% of Patients satisfied with the dentistry they have received	2	2	N/A	89.7%	89.3%	91.5%
% of Patients satisfied with the time they had to wait for an appointment	2	2	N/A	82.7%	84.4%	87.9%

* This is based on patients treated on this contract for their most recent course of treatment. Figures in italics indicate the base number of FP17s or Patient Questionnaire responses are less than 100. N/A is shown where the base number of responses is less than 10 during the period. % is calculated as Quantity/Base number*100

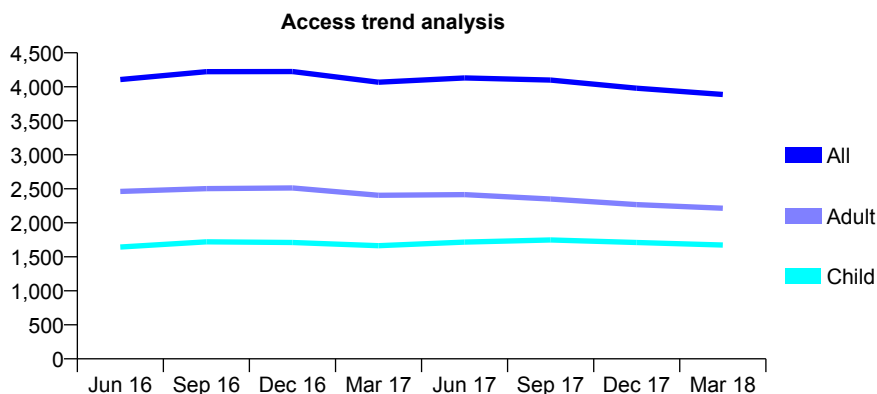
Q61 - Vital Signs At a Glance Contract Report for 344516/0001 - March 2018

Name or company name	MS MK MORADI
Contract type name	GDS Contract
Purpose of contract	General
Contract start date	01/04/2006
Contract end date	

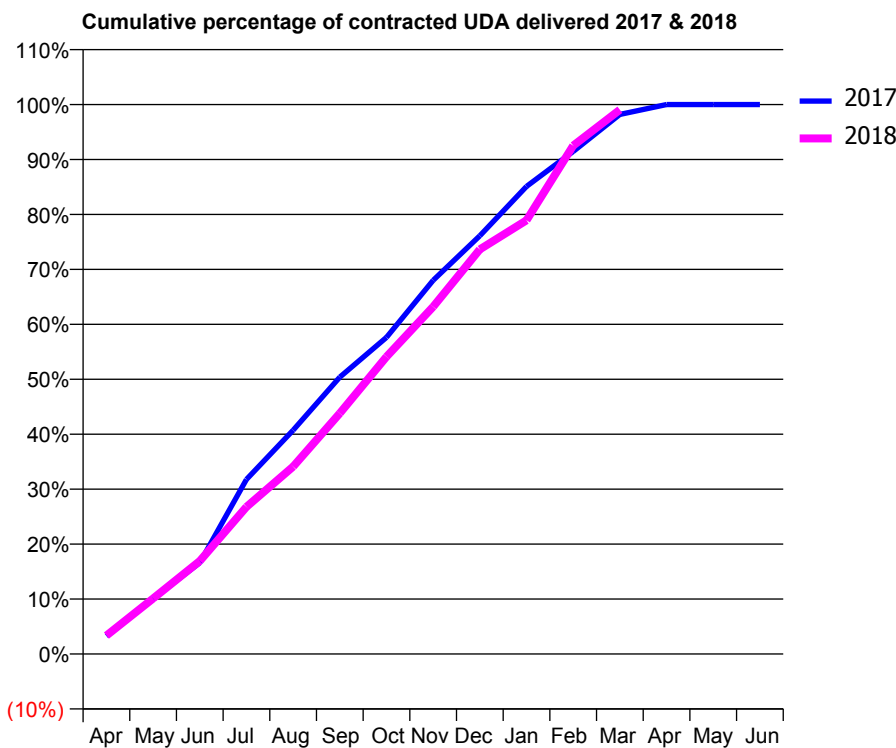
17/18 Contracted general activity (UDA)	11,486
Carry forward general activity (UDA)	0
17/18 Contracted orthodontic activity (UOA)	0
Carry forward orthodontic activity (UOA)	0
Baseline contract value	£336,651.42

ACCESS*

Patients seen in 24 months	Total	Change since previous quarter
Quarter ending March 2017	4,067	
Quarter ending June 2017	4,131	→
Quarter ending September 2017	4,099	→
Quarter ending December 2017	3,979	↓
Quarter ending March 2018	3,888	↓
Variance since March 2017	(4.4%)	↓



ACTIVITY



Month	Adjusted Scheduled Activity (UDA)	
	2017	2018
April	375	386
May	1,160	1,161
June	1,909	1,943
July	3,651	3,076
August	4,680	3,918
September	5,788	5,031
October	6,617	6,214
November	7,811	7,259
December	8,743	8,457
January	9,773	9,064
February	10,505	10,626
March	11,278	11,375
April	11,486	
May	11,486	
June	11,486	

QUALITY

	Quantity	Base Number	Contract	AT	Region	England
% of FP17s for the same patient ID Re-attending within 3 months - Children	119	1,956	6.1%	10.5%	11.5%	11.9%
% of FP17s for the same patient ID Re-attending within 3 months - Adults	190	2,113	9.0%	16.1%	16.8%	16.0%
% of FP17s for the same patient ID Re-attending between 3 & 9 months - Children	740	1,956	37.8%	43.4%	47.7%	58.3%
% of FP17s for the same patient ID Re-attending between 3 & 9 months - Adults	732	2,113	34.6%	35.8%	38.2%	50.3%
% of FP17s for Band 1 Urgent Courses	201	4,005	5.0%	10.9%	10.6%	9.1%
% of FP17s Relating to Free Repair or Replacements	30	4,005	0.7%	0.5%	0.6%	0.8%
% of FP17s Relating to Continuations	12	4,005	0.3%	0.7%	0.8%	1.0%
% of Patients satisfied with the dentistry they have received	0	0	N/A	89.7%	89.3%	91.5%
% of Patients satisfied with the time they had to wait for an appointment	0	0	N/A	82.7%	84.4%	87.9%

* This is based on patients treated on this contract for their most recent course of treatment. Figures in italics indicate the base number of FP17s or Patient Questionnaire responses are less than 100. N/A is shown where the base number of responses is less than 10 during the period. % is calculated as Quantity/Base number*100

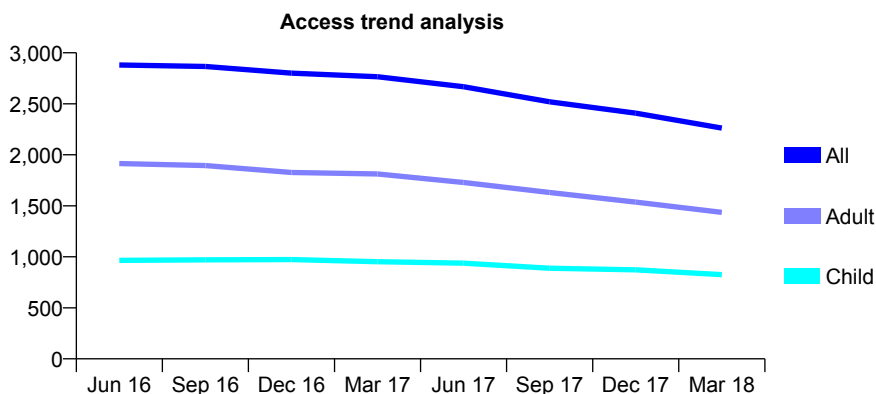
Q61 - Vital Signs At a Glance Contract Report for 345725/0002 - March 2018

Name or company name	DR OO AJANAKU
Contract type name	Pilot Contract
Purpose of contract	General
Contract start date	05/04/2006
Contract end date	

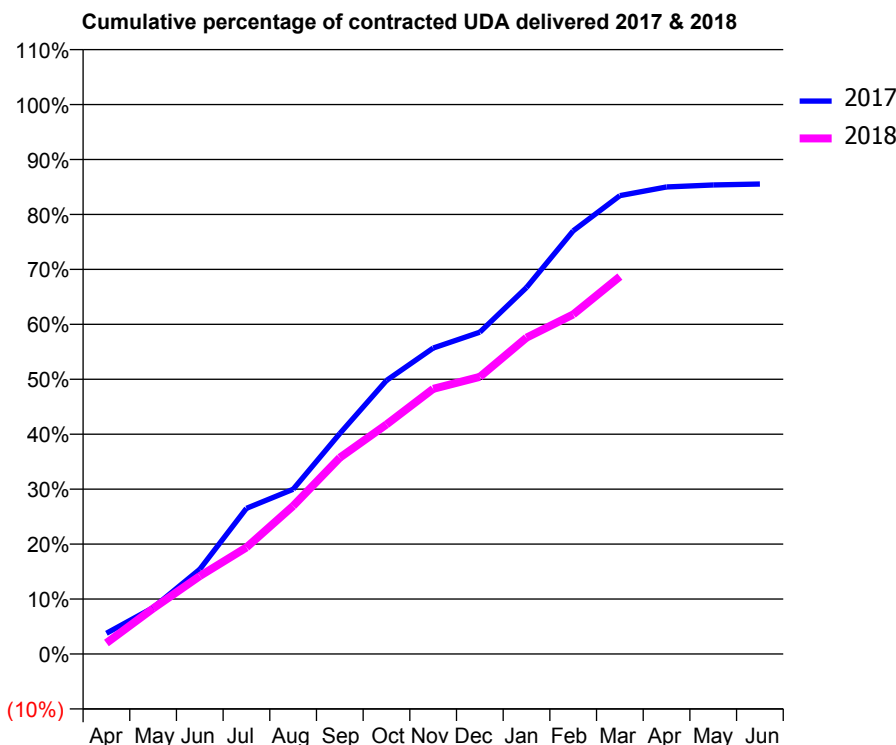
17/18 Contracted general activity (UDA)	6,509
Carry forward general activity (UDA)	0
17/18 Contracted orthodontic activity (UOA)	0
Carry forward orthodontic activity (UOA)	0
Baseline contract value	£175,979.50

ACCESS*

Patients seen in 24 months	Total	Change since previous quarter
Quarter ending March 2017	2,765	
Quarter ending June 2017	2,667	↓
Quarter ending September 2017	2,519	↓
Quarter ending December 2017	2,409	↓
Quarter ending March 2018	2,262	↓
Variance since March 2017	(18.2%)	↓



ACTIVITY



Month	Adjusted Scheduled Activity (UDA)	
	2017	2018
April	245	130
May	549	540
June	1,003	923
July	1,725	1,262
August	1,951	1,754
September	2,611	2,325
October	3,241	2,718
November	3,624	3,141
December	3,812	3,283
January	4,342	3,748
February	5,013	4,023
March	5,429	4,471
April	5,532	
May	5,556	
June	5,567	

QUALITY

	Quantity	Base Number	Contract	AT	Region	England
% of FP17s for the same patient ID Re-attending within 3 months - Children	54	816	6.6%	10.5%	11.5%	11.9%
% of FP17s for the same patient ID Re-attending within 3 months - Adults	155	1,177	13.2%	16.1%	16.8%	16.0%
% of FP17s for the same patient ID Re-attending between 3 & 9 months - Children	368	816	45.1%	43.4%	47.7%	58.3%
% of FP17s for the same patient ID Re-attending between 3 & 9 months - Adults	295	1,177	25.1%	35.8%	38.2%	50.3%
% of FP17s for Band 1 Urgent Courses	6	1,919	0.3%	10.9%	10.6%	9.1%
% of FP17s Relating to Free Repair or Replacements	20	1,919	1.0%	0.5%	0.6%	0.8%
% of FP17s Relating to Continuations	16	1,919	0.8%	0.7%	0.8%	1.0%
% of Patients satisfied with the dentistry they have received	0	0	N/A	89.7%	89.3%	91.5%
% of Patients satisfied with the time they had to wait for an appointment	0	0	N/A	82.7%	84.4%	87.9%

* This is based on patients treated on this contract for their most recent course of treatment. Figures in italics indicate the base number of FP17s or Patient Questionnaire responses are less than 100. N/A is shown where the base number of responses is less than 10 during the period. % is calculated as Quantity/Base number*100

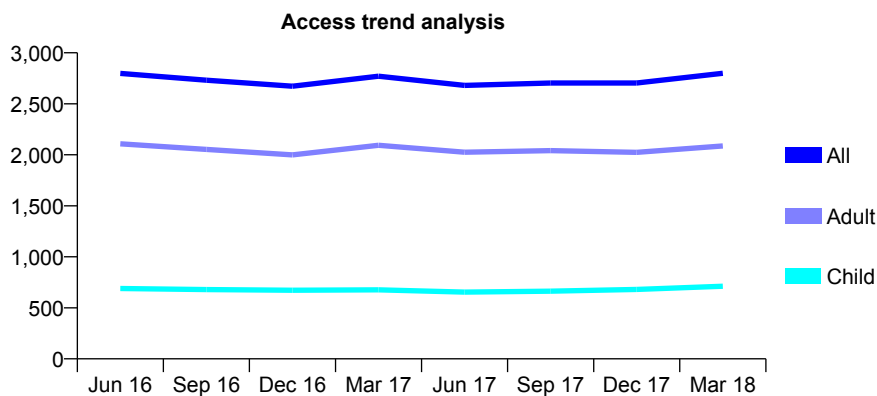
Q61 - Vital Signs At a Glance Contract Report for 347477/0001 - March 2018

Name or company name	MRS B CROWTHER
Contract type name	GDS Contract
Purpose of contract	General
Contract start date	01/04/2008
Contract end date	

17/18 Contracted general activity (UDA)	7,747
Carry forward general activity (UDA)	187
17/18 Contracted orthodontic activity (UOA)	0
Carry forward orthodontic activity (UOA)	0
Baseline contract value	£240,458.54

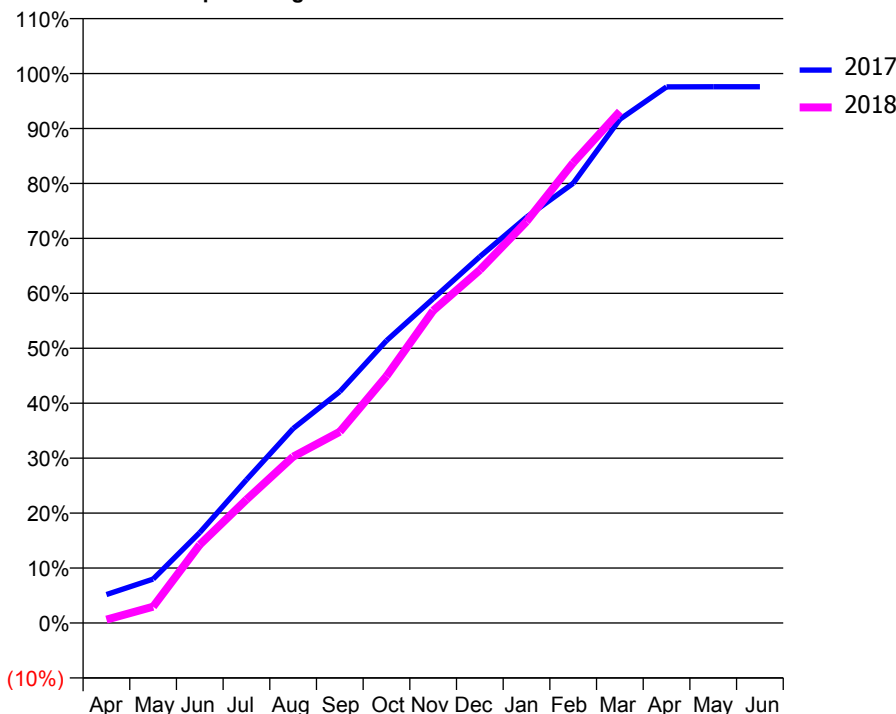
ACCESS*

Patients seen in 24 months	Total	Change since previous quarter
Quarter ending March 2017	2,771	
Quarter ending June 2017	2,680	↓
Quarter ending September 2017	2,704	→
Quarter ending December 2017	2,704	→
Quarter ending March 2018	2,799	↑
Variance since March 2017	1.0%	→



ACTIVITY

Cumulative percentage of contracted UDA delivered 2017 & 2018



Month	Adjusted Scheduled Activity (UDA)	
	2017	2018
April	402	48
May	620	231
June	1,276	1,105
July	2,019	1,739
August	2,742	2,345
September	3,263	2,696
October	3,980	3,481
November	4,573	4,405
December	5,166	4,977
January	5,721	5,660
February	6,199	6,489
March	7,101	7,213
April	7,558	
May	7,560	
June	7,560	

QUALITY

	Quantity	Base Number	Contract	AT	Region	England
% of FP17s for the same patient ID Re-attending within 3 months - Children	127	733	17.3%	10.5%	11.5%	11.9%
% of FP17s for the same patient ID Re-attending within 3 months - Adults	474	2,089	22.7%	16.1%	16.8%	16.0%
% of FP17s for the same patient ID Re-attending between 3 & 9 months - Children	141	733	19.2%	43.4%	47.7%	58.3%
% of FP17s for the same patient ID Re-attending between 3 & 9 months - Adults	391	2,089	18.7%	35.8%	38.2%	50.3%
% of FP17s for Band 1 Urgent Courses	821	2,675	30.7%	10.9%	10.6%	9.1%
% of FP17s Relating to Free Repair or Replacements	1	2,675	0.0%	0.5%	0.6%	0.8%
% of FP17s Relating to Continuations	10	2,675	0.4%	0.7%	0.8%	1.0%
% of Patients satisfied with the dentistry they have received	3	4	N/A	89.7%	89.3%	91.5%
% of Patients satisfied with the time they had to wait for an appointment	3	4	N/A	82.7%	84.4%	87.9%

* This is based on patients treated on this contract for their most recent course of treatment. Figures in italics indicate the base number of FP17s or Patient Questionnaire responses are less than 100. N/A is shown where the base number of responses is less than 10 during the period. % is calculated as Quantity/Base number*100

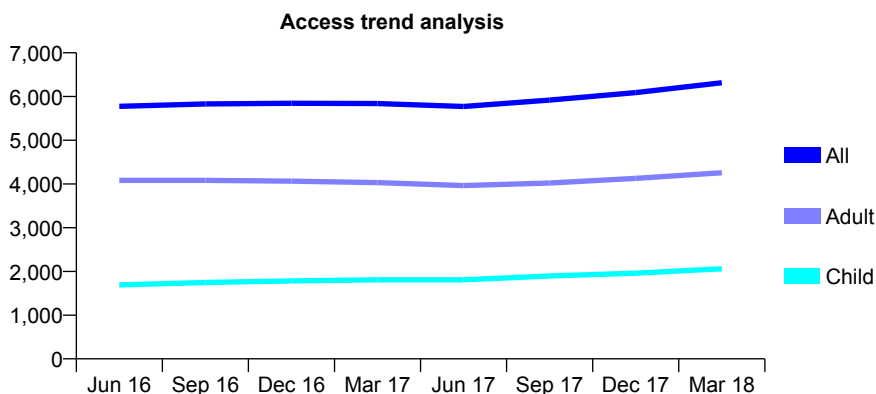
Q61 - Vital Signs At a Glance Contract Report for 353302/0002 - March 2018

Name or company name	MRS A BROGAN
Contract type name	GDS Contract
Purpose of contract	General
Contract start date	01/02/2007
Contract end date	

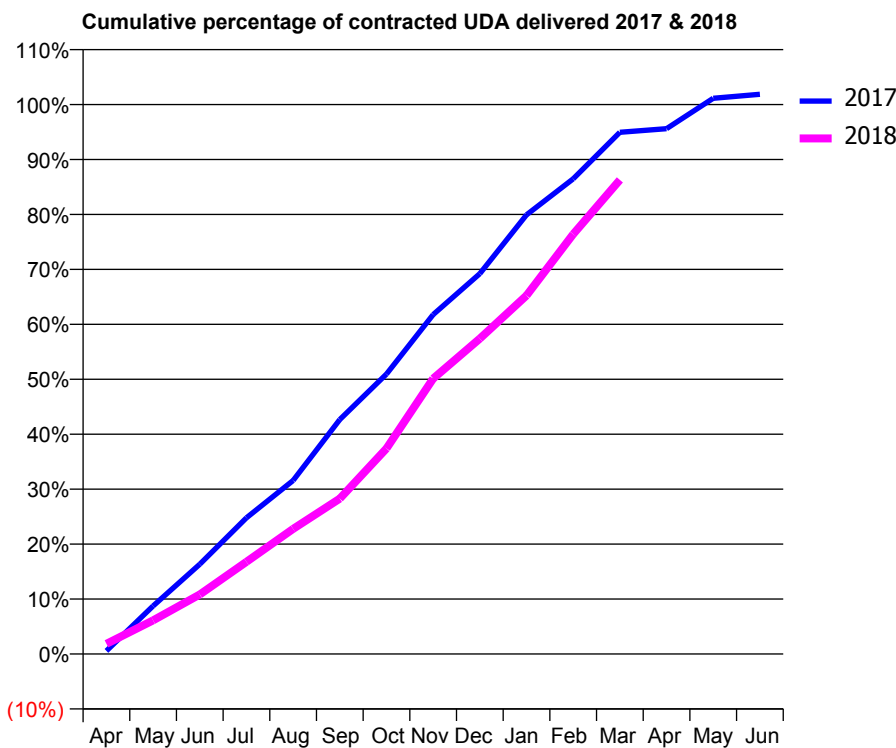
17/18 Contracted general activity (UDA)	15,436
Carry forward general activity (UDA)	-287
17/18 Contracted orthodontic activity (UOA)	0
Carry forward orthodontic activity (UOA)	0
Baseline contract value	£330,385.67

ACCESS*

Patients seen in 24 months	Total	Change since previous quarter
Quarter ending March 2017	5,838	
Quarter ending June 2017	5,771	↓
Quarter ending September 2017	5,919	↑
Quarter ending December 2017	6,089	↑
Quarter ending March 2018	6,316	↑
Variance since March 2017	8.2%	↑



ACTIVITY



Month	Adjusted Scheduled Activity (UDA)	
	2017	2018
April	88	287
May	1,350	944
June	2,523	1,671
July	3,827	2,590
August	4,877	3,514
September	6,589	4,365
October	7,865	5,773
November	9,533	7,738
December	10,685	8,860
January	12,338	10,072
February	13,348	11,793
March	14,656	13,318
April	14,758	
May	15,611	
June	15,723	

QUALITY

	Quantity	Base Number	Contract	AT	Region	England
% of FP17s for the same patient ID Re-attending within 3 months - Children	185	2,784	6.6%	10.5%	11.5%	11.9%
% of FP17s for the same patient ID Re-attending within 3 months - Adults	550	4,819	11.4%	16.1%	16.8%	16.0%
% of FP17s for the same patient ID Re-attending between 3 & 9 months - Children	1,398	2,784	50.2%	43.4%	47.7%	58.3%
% of FP17s for the same patient ID Re-attending between 3 & 9 months - Adults	1,849	4,819	38.4%	35.8%	38.2%	50.3%
% of FP17s for Band 1 Urgent Courses	582	7,097	8.2%	10.9%	10.6%	9.1%
% of FP17s Relating to Free Repair or Replacements	48	7,097	0.7%	0.5%	0.6%	0.8%
% of FP17s Relating to Continuations	21	7,097	0.3%	0.7%	0.8%	1.0%
% of Patients satisfied with the dentistry they have received	3	3	N/A	89.7%	89.3%	91.5%
% of Patients satisfied with the time they had to wait for an appointment	2	3	N/A	82.7%	84.4%	87.9%

* This is based on patients treated on this contract for their most recent course of treatment. Figures in italics indicate the base number of FP17s or Patient Questionnaire responses are less than 100. N/A is shown where the base number of responses is less than 10 during the period. % is calculated as Quantity/Base number*100

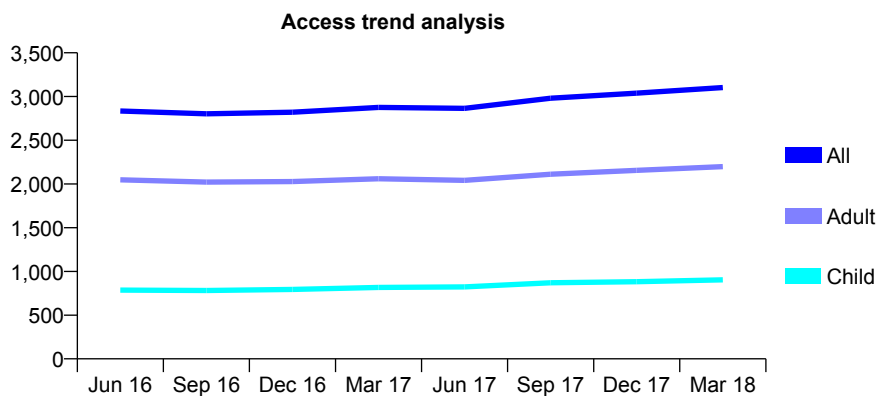
Q61 - Vital Signs At a Glance Contract Report for 353302/0003 - March 2018

Name or company name	MRS A BROGAN
Contract type name	GDS Contract
Purpose of contract	General
Contract start date	09/06/2008
Contract end date	

17/18 Contracted general activity (UDA)	10,063
Carry forward general activity (UDA)	78
17/18 Contracted orthodontic activity (UOA)	0
Carry forward orthodontic activity (UOA)	0
Baseline contract value	£318,549.10

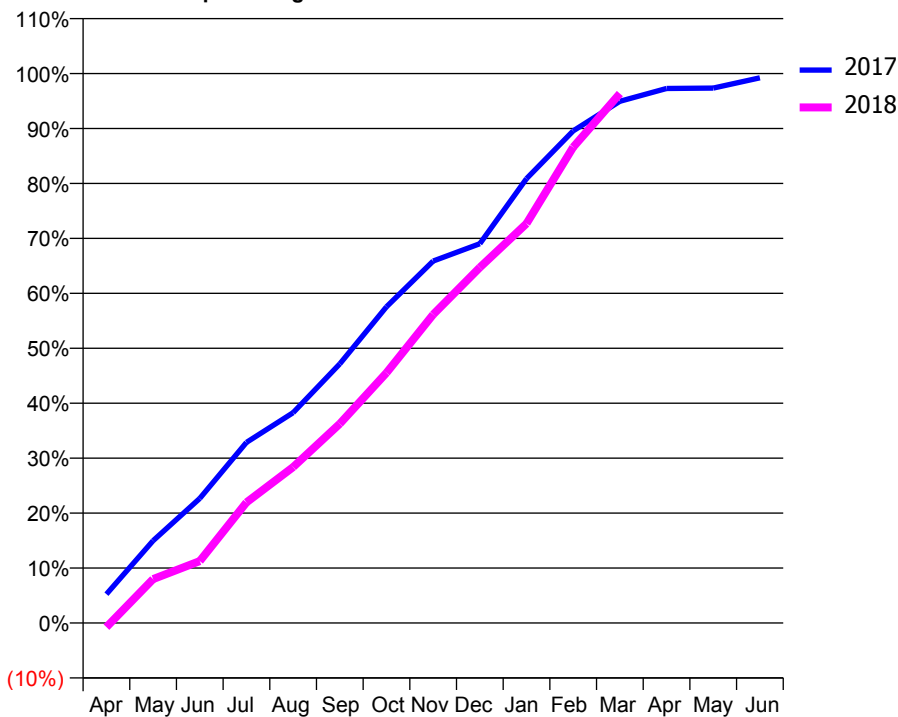
ACCESS*

Patients seen in 24 months	Total	Change since previous quarter
Quarter ending March 2017	2,875	
Quarter ending June 2017	2,865	→
Quarter ending September 2017	2,981	↑
Quarter ending December 2017	3,038	→
Quarter ending March 2018	3,102	↑
Variance since March 2017	7.9%	↑



ACTIVITY

Cumulative percentage of contracted UDA delivered 2017 & 2018



Month	Adjusted Scheduled Activity (UDA)	
	2017	2018
April	528	-78
May	1,507	805
June	2,282	1,134
July	3,309	2,209
August	3,853	2,856
September	4,746	3,649
October	5,790	4,582
November	6,629	5,650
December	6,947	6,511
January	8,139	7,316
February	9,012	8,715
March	9,554	9,696
April	9,789	
May	9,796	
June	9,985	

QUALITY

	Quantity	Base Number	Contract	AT	Region	England
% of FP17s for the same patient ID Re-attending within 3 months - Children	82	1,060	7.7%	10.5%	11.5%	11.9%
% of FP17s for the same patient ID Re-attending within 3 months - Adults	304	2,552	11.9%	16.1%	16.8%	16.0%
% of FP17s for the same patient ID Re-attending between 3 & 9 months - Children	402	1,060	37.9%	43.4%	47.7%	58.3%
% of FP17s for the same patient ID Re-attending between 3 & 9 months - Adults	915	2,552	35.9%	35.8%	38.2%	50.3%
% of FP17s for Band 1 Urgent Courses	362	3,454	10.5%	10.9%	10.6%	9.1%
% of FP17s Relating to Free Repair or Replacements	27	3,454	0.8%	0.5%	0.6%	0.8%
% of FP17s Relating to Continuations	25	3,454	0.7%	0.7%	0.8%	1.0%
% of Patients satisfied with the dentistry they have received	1	1	N/A	89.7%	89.3%	91.5%
% of Patients satisfied with the time they had to wait for an appointment	1	1	N/A	82.7%	84.4%	87.9%

* This is based on patients treated on this contract for their most recent course of treatment. Figures in italics indicate the base number of FP17s or Patient Questionnaire responses are less than 100. N/A is shown where the base number of responses is less than 10 during the period. % is calculated as Quantity/Base number*100

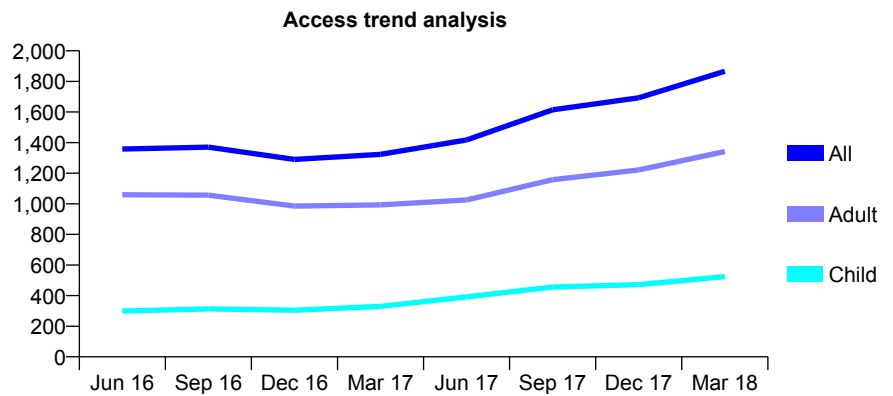
Q61 - Vital Signs At a Glance Contract Report for 354155/0002 - March 2018

Name or company name	MS M MEHDIANI
Contract type name	GDS Contract
Purpose of contract	General
Contract start date	15/09/2008
Contract end date	

17/18 Contracted general activity (UDA)	8,155
Carry forward general activity (UDA)	1,789
17/18 Contracted orthodontic activity (UOA)	0
Carry forward orthodontic activity (UOA)	0
Baseline contract value	£239,820.09

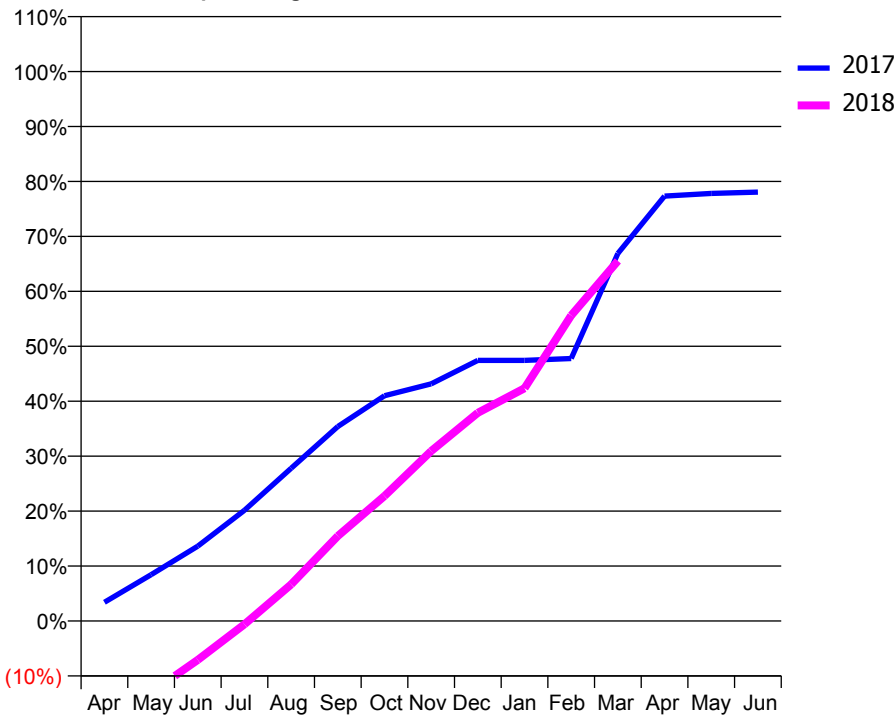
ACCESS*

Patients seen in 24 months	Total	Change since previous quarter
Quarter ending March 2017	1,323	
Quarter ending June 2017	1,417	↑
Quarter ending September 2017	1,614	↑
Quarter ending December 2017	1,693	↑
Quarter ending March 2018	1,866	↑
Variance since March 2017	41.0%	↑



ACTIVITY

Cumulative percentage of contracted UDA delivered 2017 & 2018



Month	Adjusted Scheduled Activity (UDA)	
	2017	2018
April	277	-1,713
May	688	-1,063
June	1,112	-579
July	1,643	-51
August	2,266	543
September	2,887	1,262
October	3,343	1,855
November	3,520	2,522
December	3,869	3,089
January	3,869	3,454
February	3,896	4,534
March	5,456	5,345
April	6,307	
May	6,345	
June	6,366	

QUALITY

	Quantity	Base Number	Contract	AT	Region	England
% of FP17s for the same patient ID Re-attending within 3 months - Children	38	616	6.2%	10.5%	11.5%	11.9%
% of FP17s for the same patient ID Re-attending within 3 months - Adults	113	1,489	7.6%	16.1%	16.8%	16.0%
% of FP17s for the same patient ID Re-attending between 3 & 9 months - Children	89	616	14.4%	43.4%	47.7%	58.3%
% of FP17s for the same patient ID Re-attending between 3 & 9 months - Adults	206	1,489	13.8%	35.8%	38.2%	50.3%
% of FP17s for Band 1 Urgent Courses	164	1,898	8.6%	10.9%	10.6%	9.1%
% of FP17s Relating to Free Repair or Replacements	0	1,898	0.0%	0.5%	0.6%	0.8%
% of FP17s Relating to Continuations	2	1,898	0.1%	0.7%	0.8%	1.0%
% of Patients satisfied with the dentistry they have received	1	1	N/A	89.7%	89.3%	91.5%
% of Patients satisfied with the time they had to wait for an appointment	1	1	N/A	82.7%	84.4%	87.9%

* This is based on patients treated on this contract for their most recent course of treatment. Figures in italics indicate the base number of FP17s or Patient Questionnaire responses are less than 100. N/A is shown where the base number of responses is less than 10 during the period. % is calculated as Quantity/Base number*100

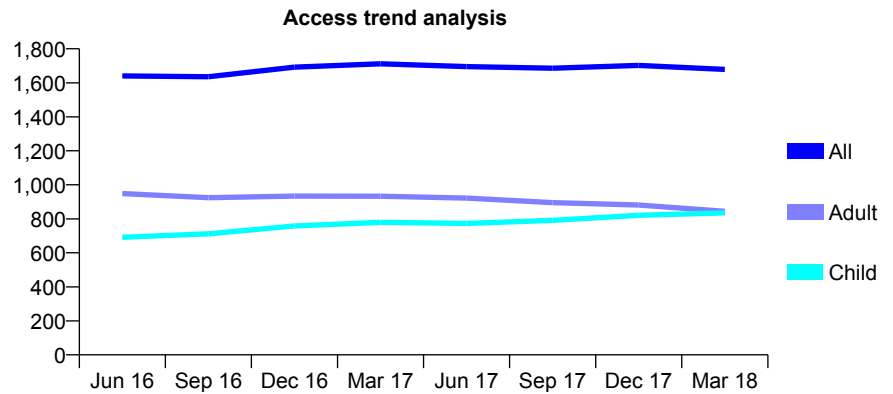
Q61 - Vital Signs At a Glance Contract Report for 355267/0001 - March 2018

Name or company name	MISS MJ GAJJAR
Contract type name	GDS Contract
Purpose of contract	General
Contract start date	19/05/2008
Contract end date	

17/18 Contracted general activity (UDA)	3,976
Carry forward general activity (UDA)	-80
17/18 Contracted orthodontic activity (UOA)	0
Carry forward orthodontic activity (UOA)	0
Baseline contract value	£116,167.66

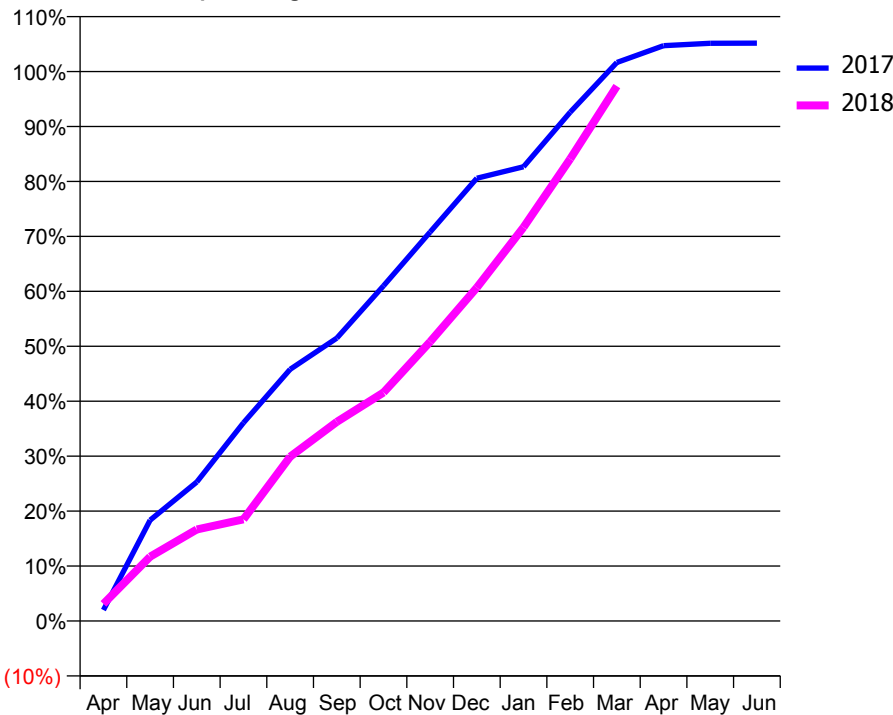
ACCESS*

Patients seen in 24 months	Total	Change since previous quarter
Quarter ending March 2017	1,712	
Quarter ending June 2017	1,695	→
Quarter ending September 2017	1,686	→
Quarter ending December 2017	1,702	→
Quarter ending March 2018	1,679	↓
Variance since March 2017	(1.9%)	↓



ACTIVITY

Cumulative percentage of contracted UDA delivered 2017 & 2018



Month	Adjusted Scheduled Activity (UDA)	
	2017	2018
April	80	124
May	730	466
June	1,006	662
July	1,434	735
August	1,821	1,189
September	2,047	1,441
October	2,425	1,653
November	2,815	2,021
December	3,203	2,413
January	3,287	2,849
February	3,681	3,344
March	4,042	3,870
April	4,163	
May	4,180	
June	4,181	

QUALITY

	Quantity	Base Number	Contract	AT	Region	England
% of FP17s for the same patient ID Re-attending within 3 months - Children	58	987	5.9%	10.5%	11.5%	11.9%
% of FP17s for the same patient ID Re-attending within 3 months - Adults	164	920	17.8%	16.1%	16.8%	16.0%
% of FP17s for the same patient ID Re-attending between 3 & 9 months - Children	473	987	47.9%	43.4%	47.7%	58.3%
% of FP17s for the same patient ID Re-attending between 3 & 9 months - Adults	359	920	39.0%	35.8%	38.2%	50.3%
% of FP17s for Band 1 Urgent Courses	165	1,814	9.1%	10.9%	10.6%	9.1%
% of FP17s Relating to Free Repair or Replacements	3	1,814	0.2%	0.5%	0.6%	0.8%
% of FP17s Relating to Continuations	24	1,814	1.3%	0.7%	0.8%	1.0%
% of Patients satisfied with the dentistry they have received	0	0	N/A	89.7%	89.3%	91.5%
% of Patients satisfied with the time they had to wait for an appointment	0	0	N/A	82.7%	84.4%	87.9%

* This is based on patients treated on this contract for their most recent course of treatment. Figures in italics indicate the base number of FP17s or Patient Questionnaire responses are less than 100. N/A is shown where the base number of responses is less than 10 during the period. % is calculated as Quantity/Base number*100

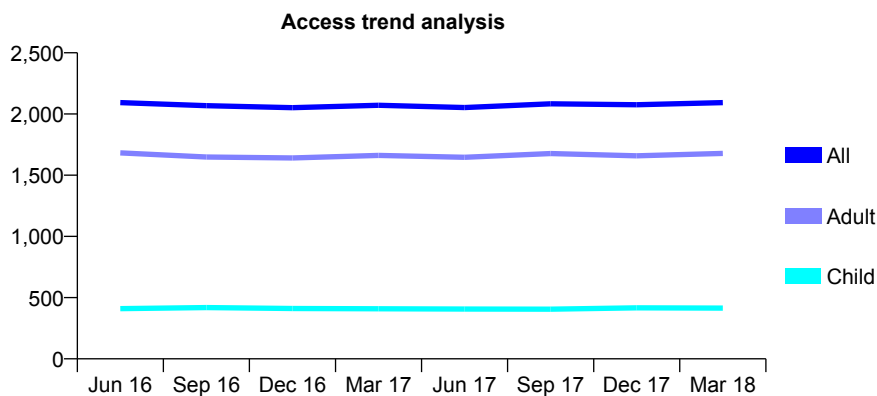
Q61 - Vital Signs At a Glance Contract Report for 360368/0001 - March 2018

Name or company name	MR J BABAN
Contract type name	GDS Contract
Purpose of contract	General
Contract start date	01/12/2007
Contract end date	

17/18 Contracted general activity (UDA)	5,593
Carry forward general activity (UDA)	-1
17/18 Contracted orthodontic activity (UOA)	0
Carry forward orthodontic activity (UOA)	0
Baseline contract value	£169,289.14

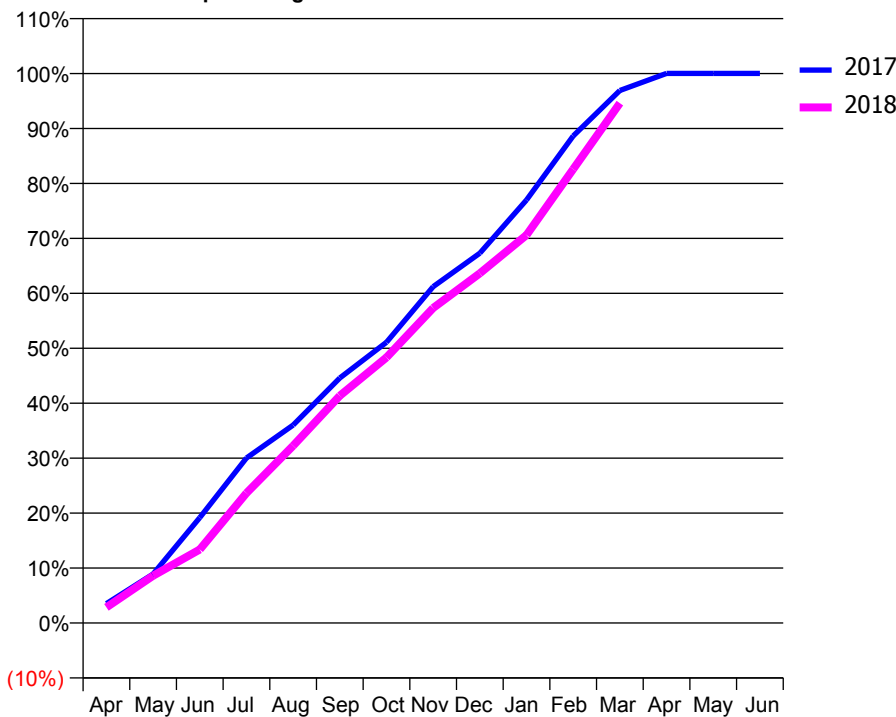
ACCESS*

Patients seen in 24 months	Total	Change since previous quarter
Quarter ending March 2017	2,071	
Quarter ending June 2017	2,053	→
Quarter ending September 2017	2,083	→
Quarter ending December 2017	2,076	→
Quarter ending March 2018	2,093	→
Variance since March 2017	1.1%	→



ACTIVITY

Cumulative percentage of contracted UDA delivered 2017 & 2018



Month	Adjusted Scheduled Activity (UDA)	
	2017	2018
April	198	159
May	499	481
June	1,073	748
July	1,679	1,323
August	2,015	1,804
September	2,493	2,314
October	2,858	2,702
November	3,423	3,206
December	3,765	3,559
January	4,306	3,949
February	4,957	4,620
March	5,420	5,291
April	5,594	
May	5,594	
June	5,594	

QUALITY

	Quantity	Base Number	Contract	AT	Region	England
% of FP17s for the same patient ID Re-attending within 3 months - Children	13	499	2.6%	10.5%	11.5%	11.9%
% of FP17s for the same patient ID Re-attending within 3 months - Adults	75	1,635	4.6%	16.1%	16.8%	16.0%
% of FP17s for the same patient ID Re-attending between 3 & 9 months - Children	199	499	39.9%	43.4%	47.7%	58.3%
% of FP17s for the same patient ID Re-attending between 3 & 9 months - Adults	504	1,635	30.8%	35.8%	38.2%	50.3%
% of FP17s for Band 1 Urgent Courses	166	2,058	8.1%	10.9%	10.6%	9.1%
% of FP17s Relating to Free Repair or Replacements	4	2,058	0.2%	0.5%	0.6%	0.8%
% of FP17s Relating to Continuations	1	2,058	0.0%	0.7%	0.8%	1.0%
% of Patients satisfied with the dentistry they have received	1	1	N/A	89.7%	89.3%	91.5%
% of Patients satisfied with the time they had to wait for an appointment	1	1	N/A	82.7%	84.4%	87.9%

* This is based on patients treated on this contract for their most recent course of treatment. Figures in italics indicate the base number of FP17s or Patient Questionnaire responses are less than 100. N/A is shown where the base number of responses is less than 10 during the period. % is calculated as Quantity/Base number*100

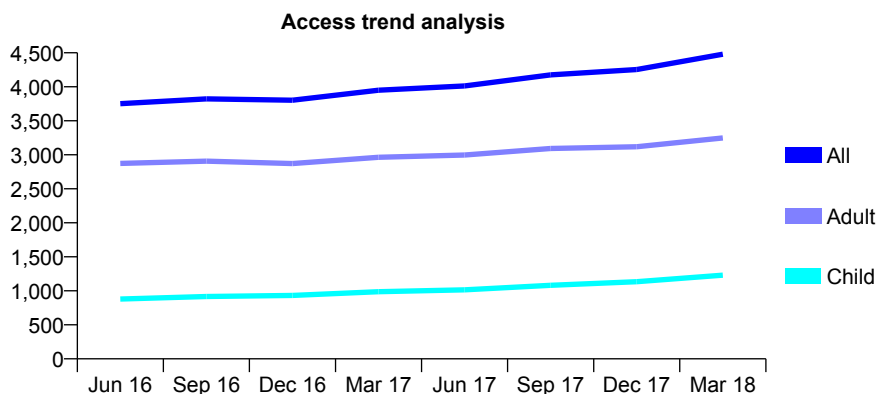
Q61 - Vital Signs At a Glance Contract Report for 361135/0001 - March 2018

Name or company name	The Dental Suite
Contract type name	GDS Contract
Purpose of contract	General
Contract start date	01/08/2010
Contract end date	

17/18 Contracted general activity (UDA)	7,600
Carry forward general activity (UDA)	0
17/18 Contracted orthodontic activity (UOA)	0
Carry forward orthodontic activity (UOA)	0
Baseline contract value	£217,946.20

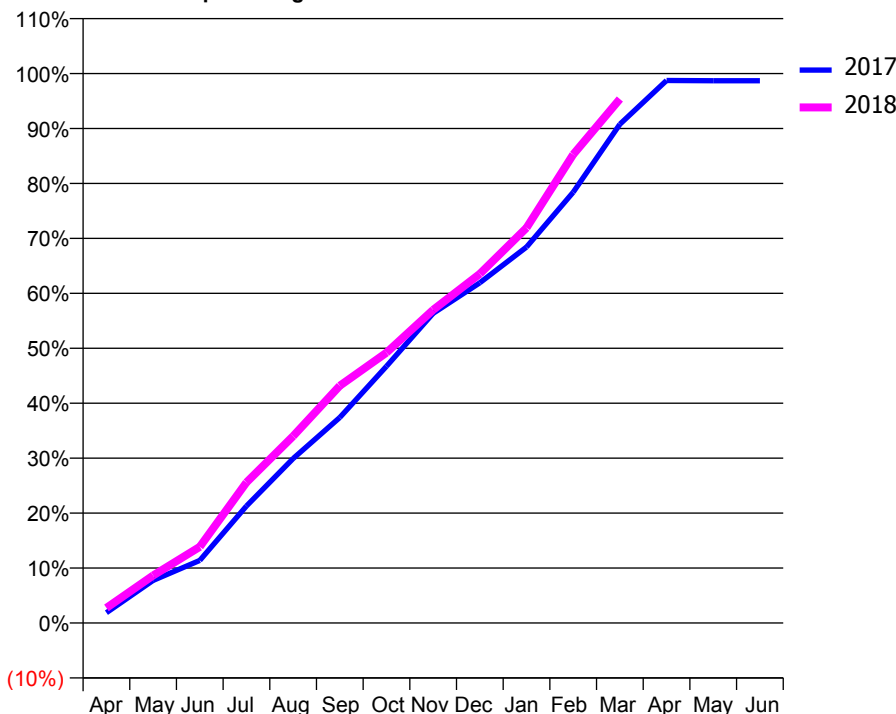
ACCESS*

Patients seen in 24 months	Total	Change since previous quarter
Quarter ending March 2017	3,950	
Quarter ending June 2017	4,012	→
Quarter ending September 2017	4,176	↑
Quarter ending December 2017	4,253	→
Quarter ending March 2018	4,479	↑
Variance since March 2017	13.4%	↑



ACTIVITY

Cumulative percentage of contracted UDA delivered 2017 & 2018



Month	Adjusted Scheduled Activity (UDA)	
	2017	2018
April	143	210
May	589	658
June	865	1,055
July	1,618	1,946
August	2,275	2,585
September	2,843	3,283
October	3,552	3,738
November	4,283	4,331
December	4,706	4,829
January	5,199	5,466
February	5,958	6,481
March	6,899	7,247
April	7,503	
May	7,500	
June	7,500	

QUALITY

	Quantity	Base Number	Contract	AT	Region	England
% of FP17s for the same patient ID Re-attending within 3 months - Children	106	1,428	7.4%	10.5%	11.5%	11.9%
% of FP17s for the same patient ID Re-attending within 3 months - Adults	357	3,051	11.7%	16.1%	16.8%	16.0%
% of FP17s for the same patient ID Re-attending between 3 & 9 months - Children	514	1,428	36.0%	43.4%	47.7%	58.3%
% of FP17s for the same patient ID Re-attending between 3 & 9 months - Adults	786	3,051	25.8%	35.8%	38.2%	50.3%
% of FP17s for Band 1 Urgent Courses	319	3,324	9.6%	10.9%	10.6%	9.1%
% of FP17s Relating to Free Repair or Replacements	14	3,324	0.4%	0.5%	0.6%	0.8%
% of FP17s Relating to Continuations	14	3,324	0.4%	0.7%	0.8%	1.0%
% of Patients satisfied with the dentistry they have received	0	1	N/A	89.7%	89.3%	91.5%
% of Patients satisfied with the time they had to wait for an appointment	1	1	N/A	82.7%	84.4%	87.9%

* This is based on patients treated on this contract for their most recent course of treatment. Figures in italics indicate the base number of FP17s or Patient Questionnaire responses are less than 100. N/A is shown where the base number of responses is less than 10 during the period. % is calculated as Quantity/Base number*100

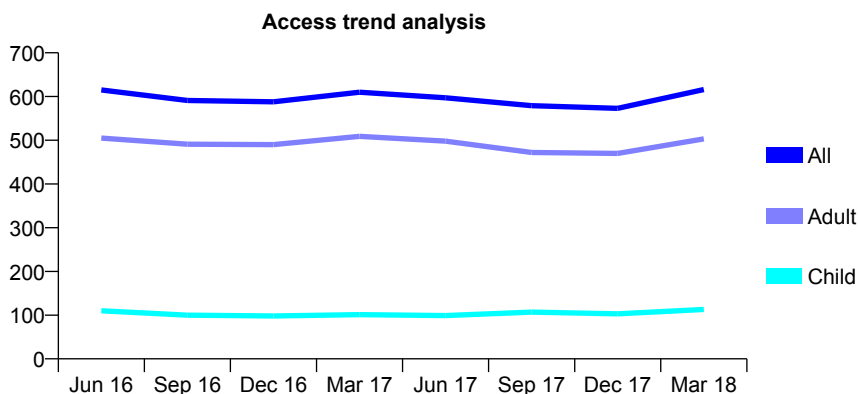
Q61 - Vital Signs At a Glance Contract Report for 363383/0002 - March 2018

Name or company name	Hakhamaneshi and Lichtig
Contract type name	GDS Contract
Purpose of contract	General
Contract start date	12/06/2011
Contract end date	

17/18 Contracted general activity (UDA)	1,658
Carry forward general activity (UDA)	4
17/18 Contracted orthodontic activity (UOA)	0
Carry forward orthodontic activity (UOA)	0
Baseline contract value	£45,592.88

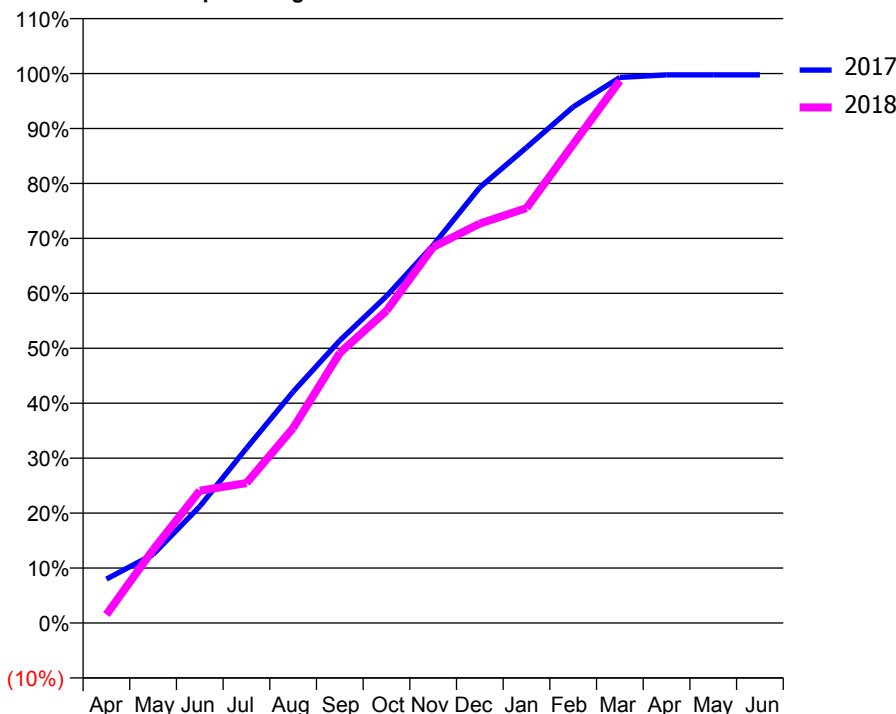
ACCESS*

Patients seen in 24 months	Total	Change since previous quarter
Quarter ending March 2017	610	
Quarter ending June 2017	597	↓
Quarter ending September 2017	579	↓
Quarter ending December 2017	573	↓
Quarter ending March 2018	616	↑
Variance since March 2017	1.0%	→



ACTIVITY

Cumulative percentage of contracted UDA delivered 2017 & 2018



Month	Adjusted Scheduled Activity (UDA)	
	2017	2018
April	132	26
May	207	221
June	352	399
July	527	422
August	698	588
September	852	815
October	986	942
November	1,140	1,134
December	1,314	1,205
January	1,435	1,252
February	1,557	1,445
March	1,646	1,636
April	1,654	
May	1,654	
June	1,654	

QUALITY

	Quantity	Base Number	Contract	AT	Region	England
% of FP17s for the same patient ID Re-attending within 3 months - Children	4	116	3.4%	10.5%	11.5%	11.9%
% of FP17s for the same patient ID Re-attending within 3 months - Adults	88	684	12.9%	16.1%	16.8%	16.0%
% of FP17s for the same patient ID Re-attending between 3 & 9 months - Children	42	116	36.2%	43.4%	47.7%	58.3%
% of FP17s for the same patient ID Re-attending between 3 & 9 months - Adults	269	684	39.3%	35.8%	38.2%	50.3%
% of FP17s for Band 1 Urgent Courses	121	795	15.2%	10.9%	10.6%	9.1%
% of FP17s Relating to Free Repair or Replacements	9	795	1.1%	0.5%	0.6%	0.8%
% of FP17s Relating to Continuations	12	795	1.5%	0.7%	0.8%	1.0%
% of Patients satisfied with the dentistry they have received	0	0	N/A	89.7%	89.3%	91.5%
% of Patients satisfied with the time they had to wait for an appointment	0	0	N/A	82.7%	84.4%	87.9%

* This is based on patients treated on this contract for their most recent course of treatment. Figures in italics indicate the base number of FP17s or Patient Questionnaire responses are less than 100. N/A is shown where the base number of responses is less than 10 during the period. % is calculated as Quantity/Base number*100

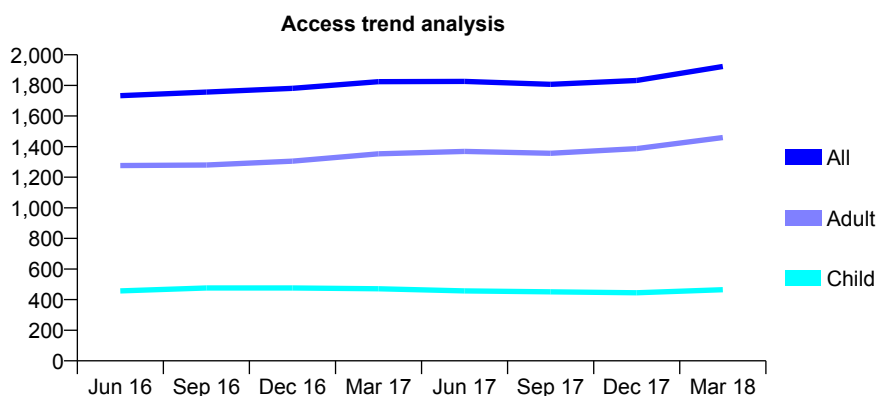
Q61 - Vital Signs At a Glance Contract Report for 364215/0001 - March 2018

Name or company name	MR GS GILL
Contract type name	GDS Contract
Purpose of contract	General
Contract start date	01/05/2014
Contract end date	

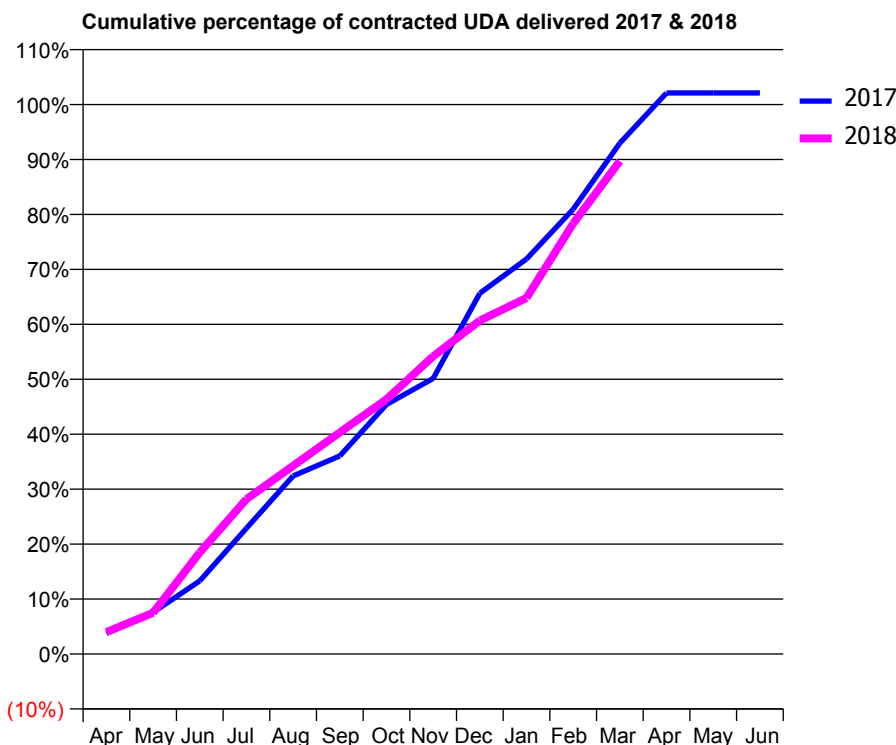
17/18 Contracted general activity (UDA)	7,827
Carry forward general activity (UDA)	-157
17/18 Contracted orthodontic activity (UOA)	0
Carry forward orthodontic activity (UOA)	0
Baseline contract value	£254,905.43

ACCESS*

Patients seen in 24 months	Total	Change since previous quarter
Quarter ending March 2017	1,824	
Quarter ending June 2017	1,826	→
Quarter ending September 2017	1,807	↓
Quarter ending December 2017	1,832	→
Quarter ending March 2018	1,924	↑
Variance since March 2017	5.5%	↑



ACTIVITY



Month	Adjusted Scheduled Activity (UDA)	
	2017	2018
April	295	313
May	594	588
June	1,042	1,447
July	1,792	2,206
August	2,537	2,681
September	2,822	3,155
October	3,555	3,628
November	3,924	4,240
December	5,138	4,749
January	5,626	5,073
February	6,335	6,131
March	7,278	7,022
April	7,991	
May	7,991	
June	7,992	

QUALITY

	Quantity	Base Number	Contract	AT	Region	England
% of FP17s for the same patient ID Re-attending within 3 months - Children	43	585	7.4%	10.5%	11.5%	11.9%
% of FP17s for the same patient ID Re-attending within 3 months - Adults	296	1,715	17.3%	16.1%	16.8%	16.0%
% of FP17s for the same patient ID Re-attending between 3 & 9 months - Children	327	585	55.9%	43.4%	47.7%	58.3%
% of FP17s for the same patient ID Re-attending between 3 & 9 months - Adults	731	1,715	42.6%	35.8%	38.2%	50.3%
% of FP17s for Band 1 Urgent Courses	264	2,142	12.3%	10.9%	10.6%	9.1%
% of FP17s Relating to Free Repair or Replacements	3	2,142	0.1%	0.5%	0.6%	0.8%
% of FP17s Relating to Continuations	11	2,142	0.5%	0.7%	0.8%	1.0%
% of Patients satisfied with the dentistry they have received	1	1	N/A	89.7%	89.3%	91.5%
% of Patients satisfied with the time they had to wait for an appointment	1	1	N/A	82.7%	84.4%	87.9%

* This is based on patients treated on this contract for their most recent course of treatment. Figures in italics indicate the base number of FP17s or Patient Questionnaire responses are less than 100. N/A is shown where the base number of responses is less than 10 during the period. % is calculated as Quantity/Base number*100

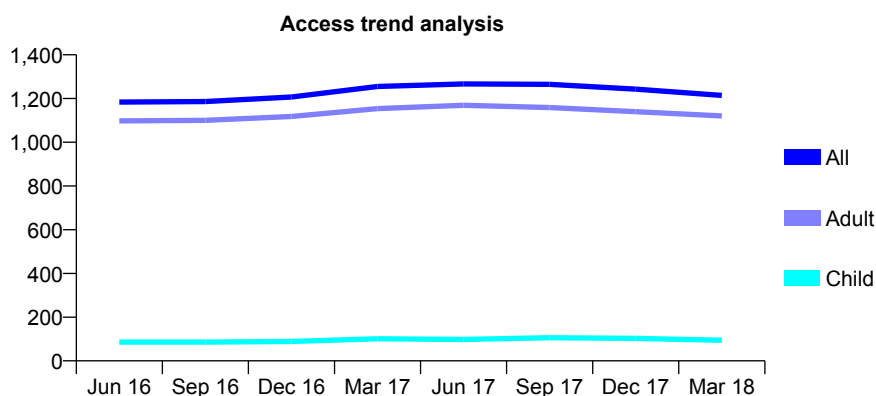
Q61 - Vital Signs At a Glance Contract Report for 395625/0003 - March 2018

Name or company name	MR CF NG
Contract type name	GDS Contract
Purpose of contract	General
Contract start date	01/11/2006
Contract end date	

17/18 Contracted general activity (UDA)	5,678
Carry forward general activity (UDA)	-114
17/18 Contracted orthodontic activity (UOA)	0
Carry forward orthodontic activity (UOA)	0
Baseline contract value	£166,531.31

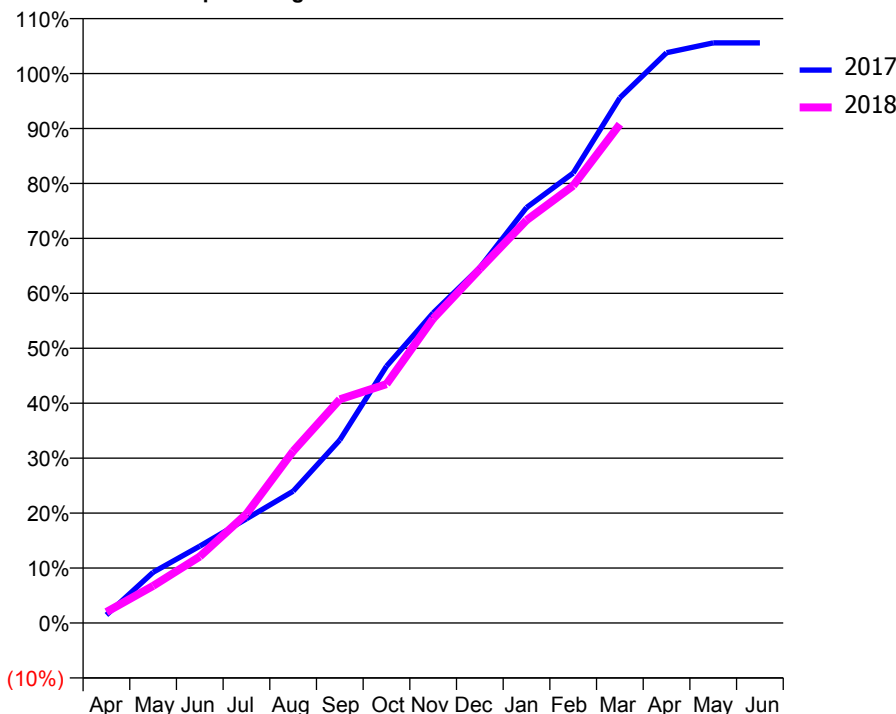
ACCESS*

Patients seen in 24 months	Total	Change since previous quarter
Quarter ending March 2017	1,255	
Quarter ending June 2017	1,267	→
Quarter ending September 2017	1,265	→
Quarter ending December 2017	1,243	↓
Quarter ending March 2018	1,214	↓
Variance since March 2017	(3.3%)	↓



ACTIVITY

Cumulative percentage of contracted UDA delivered 2017 & 2018



Month	Adjusted Scheduled Activity (UDA)	
	2017	2018
April	83	114
May	524	384
June	795	687
July	1,077	1,128
August	1,362	1,776
September	1,891	2,312
October	2,653	2,469
November	3,204	3,145
December	3,673	3,658
January	4,293	4,161
February	4,650	4,518
March	5,427	5,154
April	5,893	
May	5,994	
June	5,995	

QUALITY

	Quantity	Base Number	Contract	AT	Region	England
% of FP17s for the same patient ID Re-attending within 3 months - Children	8	112	7.1%	10.5%	11.5%	11.9%
% of FP17s for the same patient ID Re-attending within 3 months - Adults	134	1,110	12.1%	16.1%	16.8%	16.0%
% of FP17s for the same patient ID Re-attending between 3 & 9 months - Children	41	112	36.6%	43.4%	47.7%	58.3%
% of FP17s for the same patient ID Re-attending between 3 & 9 months - Adults	384	1,110	34.6%	35.8%	38.2%	50.3%
% of FP17s for Band 1 Urgent Courses	1	1,096	0.1%	10.9%	10.6%	9.1%
% of FP17s Relating to Free Repair or Replacements	8	1,096	0.7%	0.5%	0.6%	0.8%
% of FP17s Relating to Continuations	20	1,096	1.8%	0.7%	0.8%	1.0%
% of Patients satisfied with the dentistry they have received	1	1	N/A	89.7%	89.3%	91.5%
% of Patients satisfied with the time they had to wait for an appointment	1	1	N/A	82.7%	84.4%	87.9%

* This is based on patients treated on this contract for their most recent course of treatment. Figures in italics indicate the base number of FP17s or Patient Questionnaire responses are less than 100. N/A is shown where the base number of responses is less than 10 during the period. % is calculated as Quantity/Base number*100

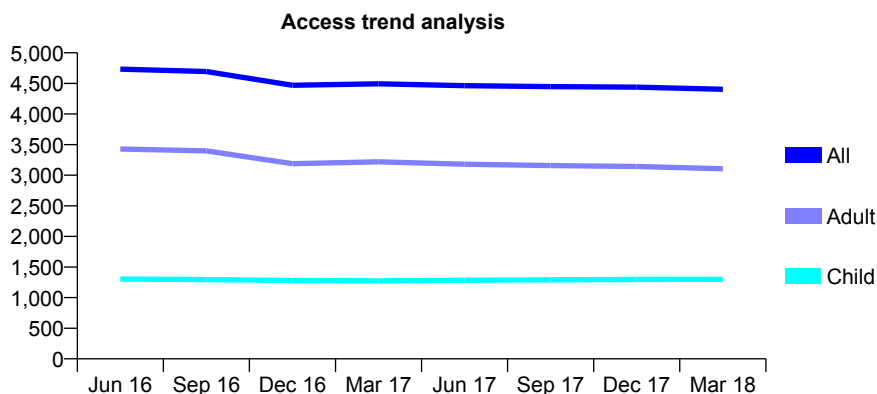
Q61 - Vital Signs At a Glance Contract Report for 549568/0001 - March 2018

Name or company name	MR C LEWIS
Contract type name	GDS Contract
Purpose of contract	General
Contract start date	01/04/2006
Contract end date	

17/18 Contracted general activity (UDA)	14,514
Carry forward general activity (UDA)	554
17/18 Contracted orthodontic activity (UOA)	0
Carry forward orthodontic activity (UOA)	0
Baseline contract value	£384,777.18

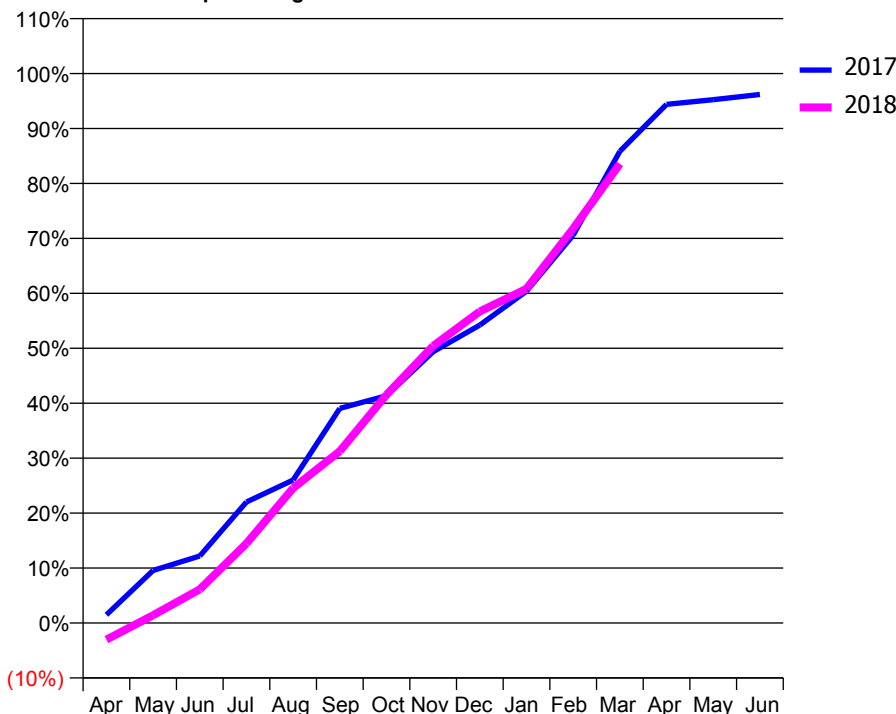
ACCESS*

Patients seen in 24 months	Total	Change since previous quarter
Quarter ending March 2017	4,493	
Quarter ending June 2017	4,464	→
Quarter ending September 2017	4,448	→
Quarter ending December 2017	4,439	→
Quarter ending March 2018	4,405	→
Variance since March 2017	(2.0%)	↓



ACTIVITY

Cumulative percentage of contracted UDA delivered 2017 & 2018



Month	Adjusted Scheduled Activity (UDA)	
	2017	2018
April	218	-442
May	1,389	207
June	1,771	888
July	3,195	2,103
August	3,777	3,564
September	5,669	4,538
October	6,003	6,030
November	7,165	7,318
December	7,869	8,231
January	8,764	8,827
February	10,244	10,418
March	12,461	12,129
April	13,698	
May	13,822	
June	13,960	

QUALITY

	Quantity	Base Number	Contract	AT	Region	England
% of FP17s for the same patient ID Re-attending within 3 months - Children	171	1,540	11.1%	10.5%	11.5%	11.9%
% of FP17s for the same patient ID Re-attending within 3 months - Adults	681	3,467	19.6%	16.1%	16.8%	16.0%
% of FP17s for the same patient ID Re-attending between 3 & 9 months - Children	598	1,540	38.8%	43.4%	47.7%	58.3%
% of FP17s for the same patient ID Re-attending between 3 & 9 months - Adults	1,161	3,467	33.5%	35.8%	38.2%	50.3%
% of FP17s for Band 1 Urgent Courses	561	4,567	12.3%	10.9%	10.6%	9.1%
% of FP17s Relating to Free Repair or Replacements	39	4,567	0.9%	0.5%	0.6%	0.8%
% of FP17s Relating to Continuations	19	4,567	0.4%	0.7%	0.8%	1.0%
% of Patients satisfied with the dentistry they have received	2	4	N/A	89.7%	89.3%	91.5%
% of Patients satisfied with the time they had to wait for an appointment	3	4	N/A	82.7%	84.4%	87.9%

* This is based on patients treated on this contract for their most recent course of treatment. Figures in italics indicate the base number of FP17s or Patient Questionnaire responses are less than 100. N/A is shown where the base number of responses is less than 10 during the period. % is calculated as Quantity/Base number*100

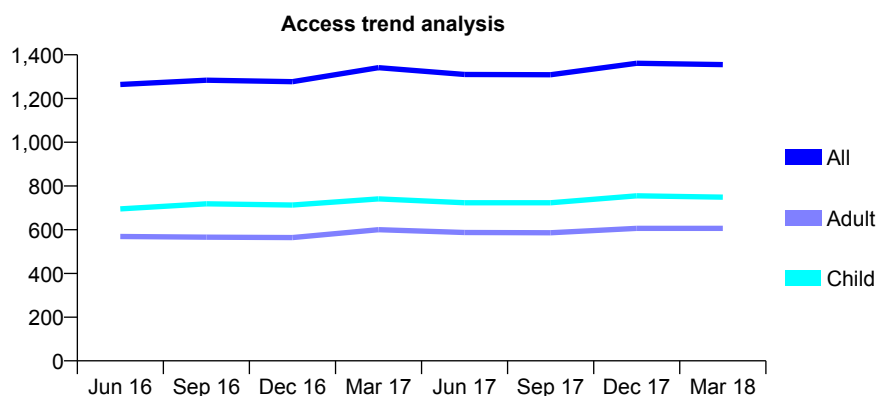
Q61 - Vital Signs At a Glance Contract Report for 554898/0001 - March 2018

Name or company name	MR AJ TREWELLA
Contract type name	GDS Contract
Purpose of contract	General
Contract start date	01/04/2006
Contract end date	

17/18 Contracted general activity (UDA)	3,740
Carry forward general activity (UDA)	0
17/18 Contracted orthodontic activity (UOA)	0
Carry forward orthodontic activity (UOA)	0
Baseline contract value	£99,883.50

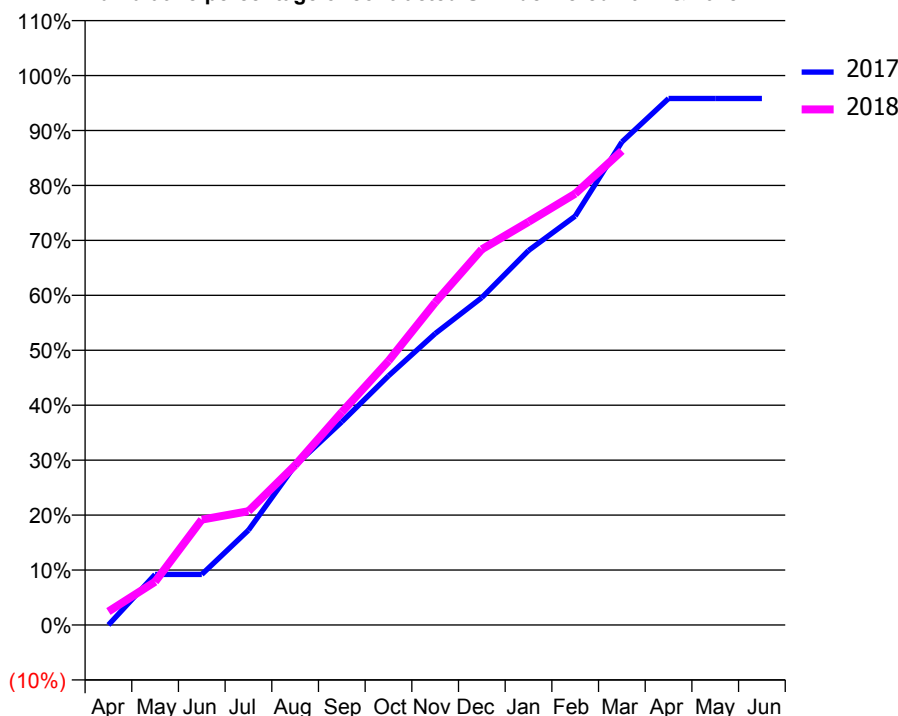
ACCESS*

Patients seen in 24 months	Total	Change since previous quarter
Quarter ending March 2017	1,341	
Quarter ending June 2017	1,310	↓
Quarter ending September 2017	1,309	→
Quarter ending December 2017	1,361	↑
Quarter ending March 2018	1,355	→
Variance since March 2017	1.0%	→



ACTIVITY

Cumulative percentage of contracted UDA delivered 2017 & 2018



Adjusted Scheduled Activity (UDA)

Month	2017	2018
April	0	92
May	344	295
June	344	717
July	646	774
August	1,087	1,087
September	1,383	1,449
October	1,696	1,798
November	1,984	2,195
December	2,229	2,557
January	2,549	2,744
February	2,783	2,936
March	3,288	3,227
April	3,584	
May	3,584	
June	3,584	

QUALITY

	Quantity	Base Number	Contract	AT	Region	England
% of FP17s for the same patient ID Re-attending within 3 months - Children	62	923	6.7%	10.5%	11.5%	11.9%
% of FP17s for the same patient ID Re-attending within 3 months - Adults	127	670	19.0%	16.1%	16.8%	16.0%
% of FP17s for the same patient ID Re-attending between 3 & 9 months - Children	462	923	50.1%	43.4%	47.7%	58.3%
% of FP17s for the same patient ID Re-attending between 3 & 9 months - Adults	263	670	39.3%	35.8%	38.2%	50.3%
% of FP17s for Band 1 Urgent Courses	151	1,491	10.1%	10.9%	10.6%	9.1%
% of FP17s Relating to Free Repair or Replacements	0	1,491	0.0%	0.5%	0.6%	0.8%
% of FP17s Relating to Continuations	0	1,491	0.0%	0.7%	0.8%	1.0%
% of Patients satisfied with the dentistry they have received	0	1	N/A	89.7%	89.3%	91.5%
% of Patients satisfied with the time they had to wait for an appointment	0	1	N/A	82.7%	84.4%	87.9%

* This is based on patients treated on this contract for their most recent course of treatment. Figures in italics indicate the base number of FP17s or Patient Questionnaire responses are less than 100. N/A is shown where the base number of responses is less than 10 during the period. % is calculated as Quantity/Base number*100

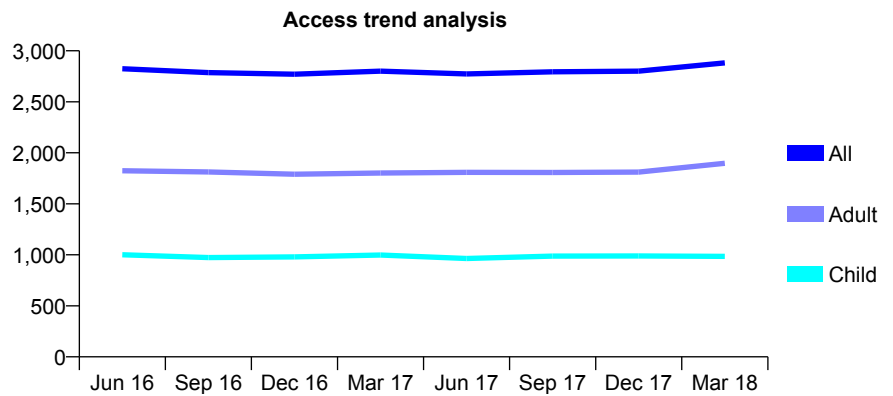
Q61 - Vital Signs At a Glance Contract Report for 556459/0002 - March 2018

Name or company name	MR GP DINDOL
Contract type name	GDS Contract
Purpose of contract	General and Orthodontic
Contract start date	19/07/2008
Contract end date	

17/18 Contracted general activity (UDA)	5,459
Carry forward general activity (UDA)	-109
17/18 Contracted orthodontic activity (UOA)	2,491
Carry forward orthodontic activity (UOA)	-47
Baseline contract value	£524,142.07

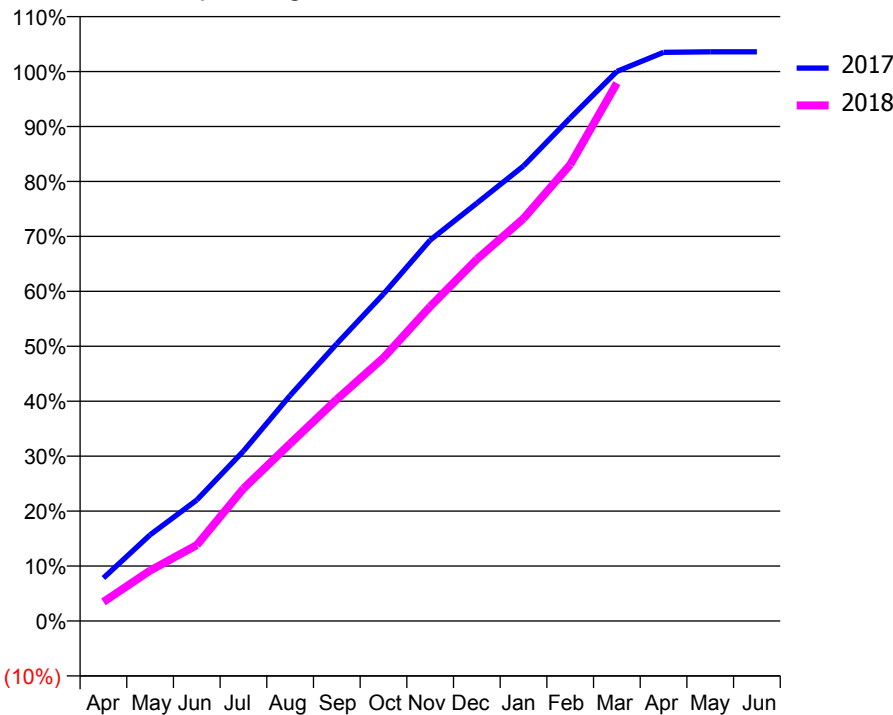
ACCESS*

Patients seen in 24 months	Total	Change since previous quarter
Quarter ending March 2017	2,800	
Quarter ending June 2017	2,773	→
Quarter ending September 2017	2,794	→
Quarter ending December 2017	2,800	→
Quarter ending March 2018	2,882	↑
Variance since March 2017	2.9%	↑



ACTIVITY

Cumulative percentage of contracted UDA delivered 2017 & 2018



Month	Adjusted Scheduled Activity (UDA)	
	2017	2018
April	427	190
May	856	501
June	1,202	755
July	1,688	1,316
August	2,240	1,762
September	2,755	2,203
October	3,249	2,616
November	3,784	3,125
December	4,151	3,593
January	4,521	3,999
February	4,997	4,533
March	5,459	5,344
April	5,650	
May	5,655	
June	5,655	

QUALITY

	Quantity	Base Number	Contract	AT	Region	England
% of FP17s for the same patient ID Re-attending within 3 months - Children	136	1,400	9.7%	10.5%	11.5%	11.9%
% of FP17s for the same patient ID Re-attending within 3 months - Adults	348	2,136	16.3%	16.1%	16.8%	16.0%
% of FP17s for the same patient ID Re-attending between 3 & 9 months - Children	376	1,400	26.9%	43.4%	47.7%	58.3%
% of FP17s for the same patient ID Re-attending between 3 & 9 months - Adults	625	2,136	29.3%	35.8%	38.2%	50.3%
% of FP17s for Band 1 Urgent Courses	233	2,258	10.3%	10.9%	10.6%	9.1%
% of FP17s Relating to Free Repair or Replacements	14	2,258	0.6%	0.5%	0.6%	0.8%
% of FP17s Relating to Continuations	19	2,258	0.8%	0.7%	0.8%	1.0%
% of Patients satisfied with the dentistry they have received	0	2	N/A	89.7%	89.3%	91.5%
% of Patients satisfied with the time they had to wait for an appointment	1	2	N/A	82.7%	84.4%	87.9%

* This is based on patients treated on this contract for their most recent course of treatment. Figures in italics indicate the base number of FP17s or Patient Questionnaire responses are less than 100. N/A is shown where the base number of responses is less than 10 during the period. % is calculated as Quantity/Base number*100

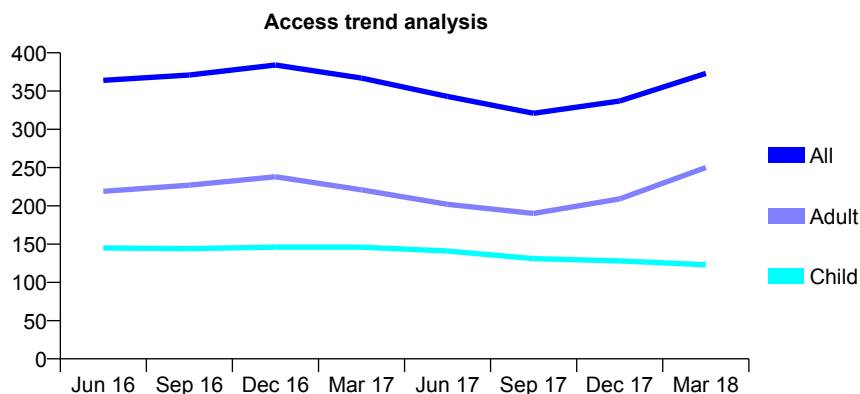
Q61 - Vital Signs At a Glance Contract Report for 557145/0003 - March 2018

Name or company name	MR A STELLMAN
Contract type name	GDS Contract
Purpose of contract	General
Contract start date	02/01/2007
Contract end date	

17/18 Contracted general activity (UDA)	642
Carry forward general activity (UDA)	-13
17/18 Contracted orthodontic activity (UOA)	0
Carry forward orthodontic activity (UOA)	0
Baseline contract value	£17,269.92

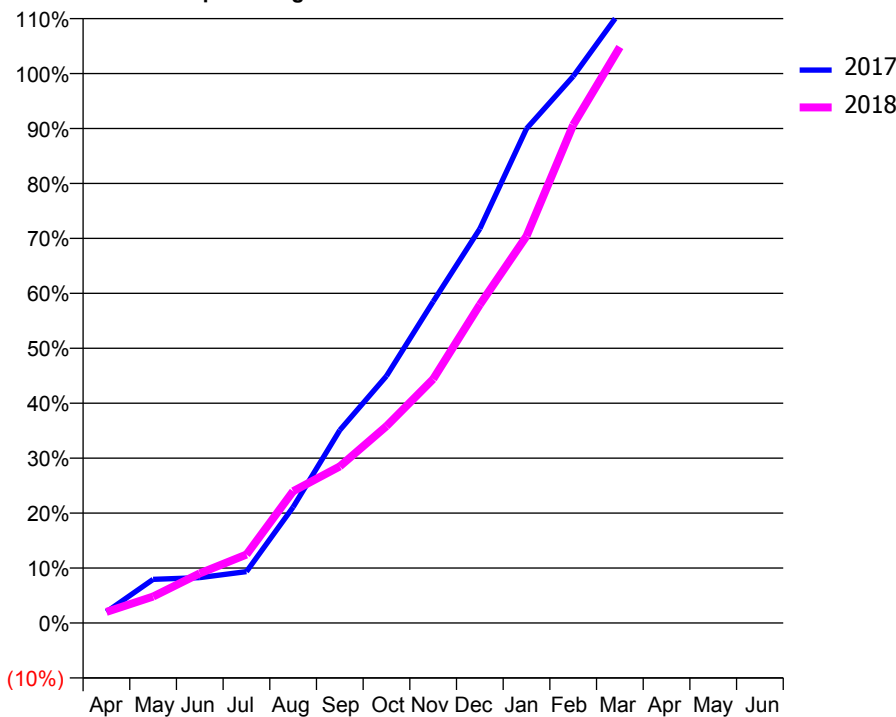
ACCESS*

Patients seen in 24 months	Total	Change since previous quarter
Quarter ending March 2017	367	
Quarter ending June 2017	343	↓
Quarter ending September 2017	321	↓
Quarter ending December 2017	337	↑
Quarter ending March 2018	373	↑
Variance since March 2017	1.6%	→



ACTIVITY

Cumulative percentage of contracted UDA delivered 2017 & 2018



Month	Adjusted Scheduled Activity (UDA)	
	2017	2018
April	13	13
May	51	31
June	53	58
July	60	80
August	135	154
September	225	183
October	289	230
November	376	285
December	461	372
January	578	452
February	639	582
March	714	673
April	740	
May	747	
June	747	

QUALITY

	Quantity	Base Number	Contract	AT	Region	England
% of FP17s for the same patient ID Re-attending within 3 months - Children	7	141	5.0%	10.5%	11.5%	11.9%
% of FP17s for the same patient ID Re-attending within 3 months - Adults	13	185	7.0%	16.1%	16.8%	16.0%
% of FP17s for the same patient ID Re-attending between 3 & 9 months - Children	50	141	35.5%	43.4%	47.7%	58.3%
% of FP17s for the same patient ID Re-attending between 3 & 9 months - Adults	38	185	20.5%	35.8%	38.2%	50.3%
% of FP17s for Band 1 Urgent Courses	0	312	0.0%	10.9%	10.6%	9.1%
% of FP17s Relating to Free Repair or Replacements	0	312	0.0%	0.5%	0.6%	0.8%
% of FP17s Relating to Continuations	0	312	0.0%	0.7%	0.8%	1.0%
% of Patients satisfied with the dentistry they have received	0	0	N/A	89.7%	89.3%	91.5%
% of Patients satisfied with the time they had to wait for an appointment	0	0	N/A	82.7%	84.4%	87.9%

* This is based on patients treated on this contract for their most recent course of treatment. Figures in italics indicate the base number of FP17s or Patient Questionnaire responses are less than 100. N/A is shown where the base number of responses is less than 10 during the period. % is calculated as Quantity/Base number*100

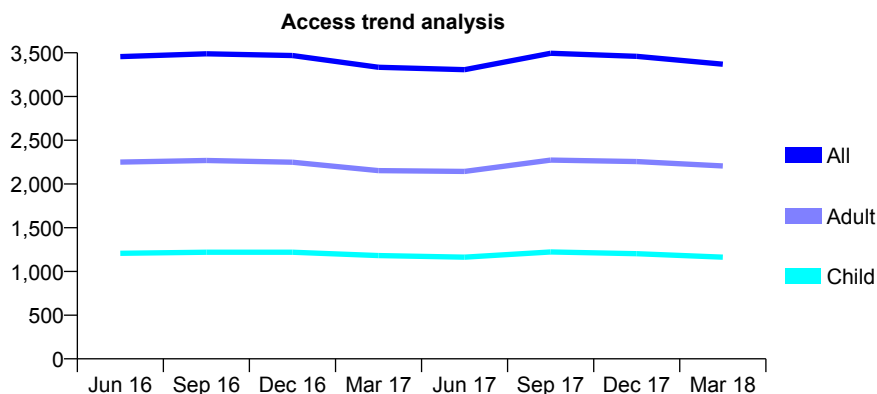
Q61 - Vital Signs At a Glance Contract Report for 560022/0002 - March 2018

Name or company name	MR J SCHWAB
Contract type name	GDS Contract
Purpose of contract	General
Contract start date	10/08/2011
Contract end date	

17/18 Contracted general activity (UDA)	13,288
Carry forward general activity (UDA)	275
17/18 Contracted orthodontic activity (UOA)	0
Carry forward orthodontic activity (UOA)	0
Baseline contract value	£249,491.67

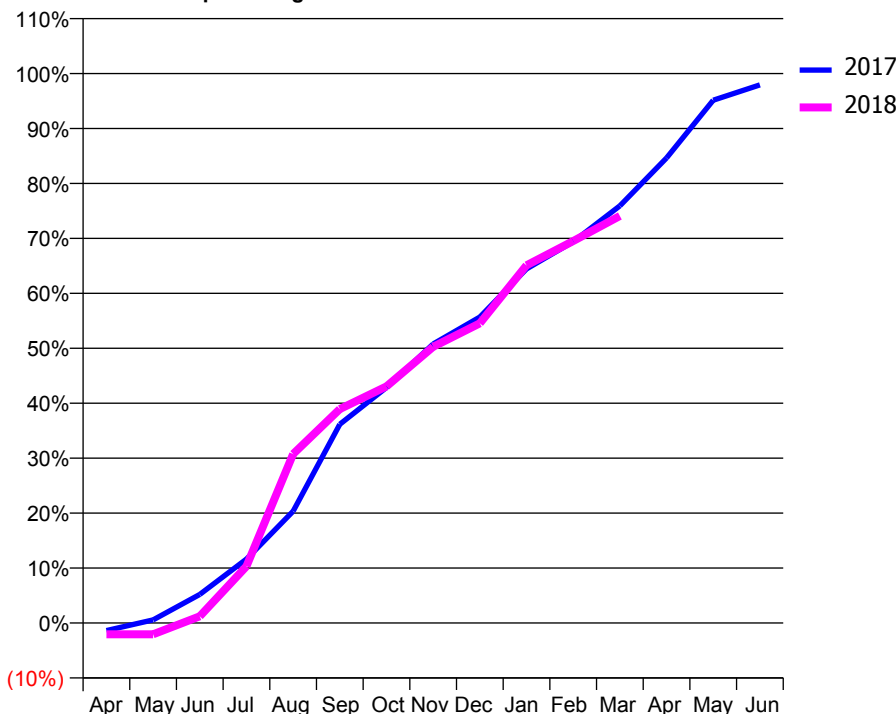
ACCESS*

Patients seen in 24 months	Total	Change since previous quarter
Quarter ending March 2017	3,334	
Quarter ending June 2017	3,307	→
Quarter ending September 2017	3,495	↑
Quarter ending December 2017	3,460	↓
Quarter ending March 2018	3,369	↓
Variance since March 2017	1.0%	→



ACTIVITY

Cumulative percentage of contracted UDA delivered 2017 & 2018



Adjusted Scheduled Activity (UDA)

Month	2017	2018
April	-184	-275
May	76	-275
June	693	162
July	1,546	1,371
August	2,704	4,087
September	4,806	5,175
October	5,696	5,721
November	6,748	6,681
December	7,399	7,247
January	8,562	8,651
February	9,219	9,236
March	10,088	9,844
April	11,244	
May	12,643	
June	13,013	

QUALITY

	Quantity	Base Number	Contract	AT	Region	England
% of FP17s for the same patient ID Re-attending within 3 months - Children	147	1,441	10.2%	10.5%	11.5%	11.9%
% of FP17s for the same patient ID Re-attending within 3 months - Adults	470	2,781	16.9%	16.1%	16.8%	16.0%
% of FP17s for the same patient ID Re-attending between 3 & 9 months - Children	502	1,441	34.8%	43.4%	47.7%	58.3%
% of FP17s for the same patient ID Re-attending between 3 & 9 months - Adults	1,023	2,781	36.8%	35.8%	38.2%	50.3%
% of FP17s for Band 1 Urgent Courses	527	3,380	15.6%	10.9%	10.6%	9.1%
% of FP17s Relating to Free Repair or Replacements	22	3,380	0.7%	0.5%	0.6%	0.8%
% of FP17s Relating to Continuations	3	3,380	0.1%	0.7%	0.8%	1.0%
% of Patients satisfied with the dentistry they have received	18	20	90.0%	89.7%	89.3%	91.5%
% of Patients satisfied with the time they had to wait for an appointment	18	20	90.0%	82.7%	84.4%	87.9%

* This is based on patients treated on this contract for their most recent course of treatment. Figures in italics indicate the base number of FP17s or Patient Questionnaire responses are less than 100. N/A is shown where the base number of responses is less than 10 during the period. % is calculated as Quantity/Base number*100

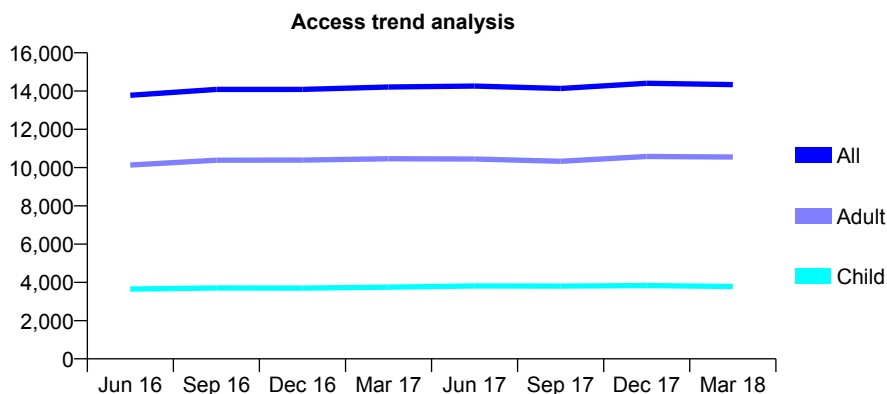
Q61 - Vital Signs At a Glance Contract Report for 566667/0001 - March 2018

Name or company name	MR RN TORRANCE
Contract type name	GDS Contract
Purpose of contract	General
Contract start date	01/04/2006
Contract end date	

17/18 Contracted general activity (UDA)	54,930
Carry forward general activity (UDA)	2,762
17/18 Contracted orthodontic activity (UOA)	0
Carry forward orthodontic activity (UOA)	0
Baseline contract value	£1,536,999.32

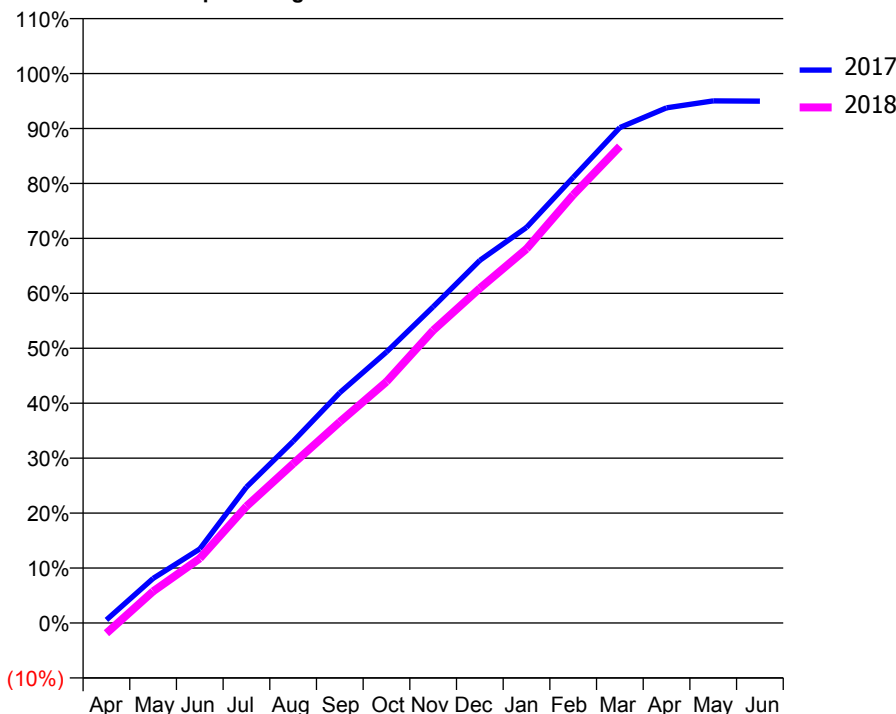
ACCESS*

Patients seen in 24 months	Total	Change since previous quarter
Quarter ending March 2017	14,210	
Quarter ending June 2017	14,260	→
Quarter ending September 2017	14,132	→
Quarter ending December 2017	14,410	→
Quarter ending March 2018	14,339	→
Variance since March 2017	0.9%	→



ACTIVITY

Cumulative percentage of contracted UDA delivered 2017 & 2018



Month	Adjusted Scheduled Activity (UDA)	
	2017	2018
April	310	-1,033
May	4,463	3,169
June	7,408	6,456
July	13,595	11,670
August	18,160	15,916
September	23,027	20,112
October	27,098	24,117
November	31,608	29,246
December	36,245	33,465
January	39,537	37,397
February	44,541	42,793
March	49,529	47,645
April	51,504	
May	52,192	
June	52,168	

QUALITY

	Quantity	Base Number	Contract	AT	Region	England
% of FP17s for the same patient ID Re-attending within 3 months - Children	564	4,539	12.4%	10.5%	11.5%	11.9%
% of FP17s for the same patient ID Re-attending within 3 months - Adults	2,365	11,452	20.7%	16.1%	16.8%	16.0%
% of FP17s for the same patient ID Re-attending between 3 & 9 months - Children	1,578	4,539	34.8%	43.4%	47.7%	58.3%
% of FP17s for the same patient ID Re-attending between 3 & 9 months - Adults	3,388	11,452	29.6%	35.8%	38.2%	50.3%
% of FP17s for Band 1 Urgent Courses	2,593	15,213	17.0%	10.9%	10.6%	9.1%
% of FP17s Relating to Free Repair or Replacements	145	15,213	1.0%	0.5%	0.6%	0.8%
% of FP17s Relating to Continuations	83	15,213	0.5%	0.7%	0.8%	1.0%
% of Patients satisfied with the dentistry they have received	13	14	92.9%	89.7%	89.3%	91.5%
% of Patients satisfied with the time they had to wait for an appointment	12	14	85.7%	82.7%	84.4%	87.9%

* This is based on patients treated on this contract for their most recent course of treatment. Figures in italics indicate the base number of FP17s or Patient Questionnaire responses are less than 100. N/A is shown where the base number of responses is less than 10 during the period. % is calculated as Quantity/Base number*100

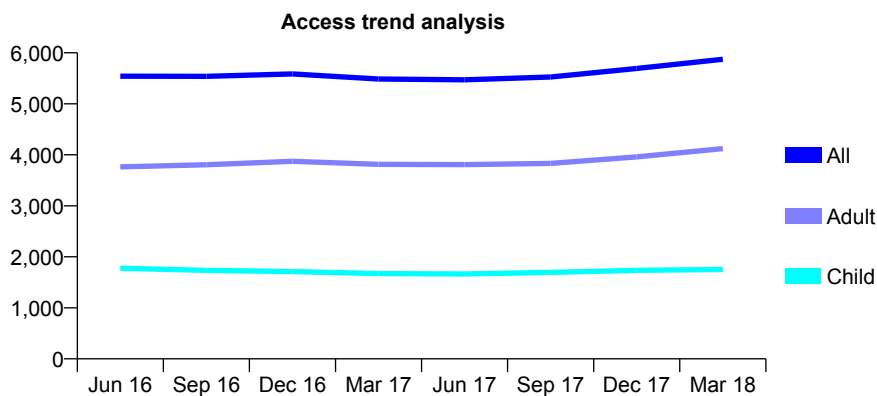
Q61 - Vital Signs At a Glance Contract Report for 566969/0001 - March 2018

Name or company name	Hackney Dental Practice
Contract type name	GDS Contract
Purpose of contract	General
Contract start date	01/04/2006
Contract end date	

17/18 Contracted general activity (UDA)	17,225
Carry forward general activity (UDA)	-345
17/18 Contracted orthodontic activity (UOA)	0
Carry forward orthodontic activity (UOA)	0
Baseline contract value	£546,321.13

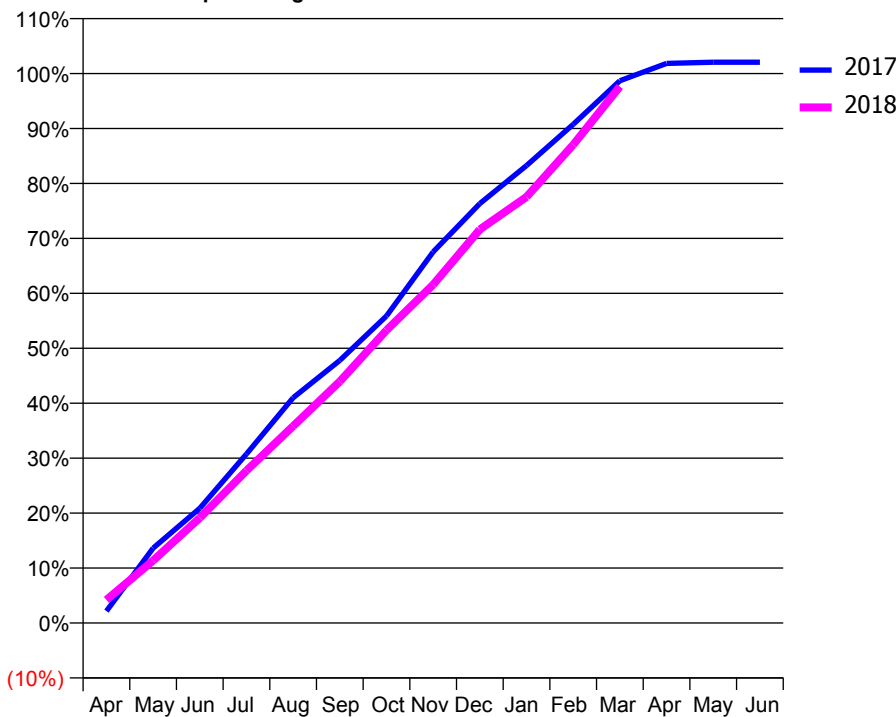
ACCESS*

Patients seen in 24 months	Total	Change since previous quarter
Quarter ending March 2017	5,485	
Quarter ending June 2017	5,470	→
Quarter ending September 2017	5,526	→
Quarter ending December 2017	5,694	↑
Quarter ending March 2018	5,874	↑
Variance since March 2017	7.1%	↑



ACTIVITY

Cumulative percentage of contracted UDA delivered 2017 & 2018



Month	Adjusted Scheduled Activity (UDA)	
	2017	2018
April	372	727
May	2,348	1,958
June	3,595	3,298
July	5,299	4,777
August	7,060	6,172
September	8,232	7,573
October	9,624	9,179
November	11,636	10,606
December	13,149	12,335
January	14,341	13,358
February	15,630	14,990
March	16,997	16,816
April	17,543	
May	17,578	
June	17,578	

QUALITY

	Quantity	Base Number	Contract	AT	Region	England
% of FP17s for the same patient ID Re-attending within 3 months - Children	117	1,973	5.9%	10.5%	11.5%	11.9%
% of FP17s for the same patient ID Re-attending within 3 months - Adults	844	4,722	17.9%	16.1%	16.8%	16.0%
% of FP17s for the same patient ID Re-attending between 3 & 9 months - Children	690	1,973	35.0%	43.4%	47.7%	58.3%
% of FP17s for the same patient ID Re-attending between 3 & 9 months - Adults	1,554	4,722	32.9%	35.8%	38.2%	50.3%
% of FP17s for Band 1 Urgent Courses	1,262	6,468	19.5%	10.9%	10.6%	9.1%
% of FP17s Relating to Free Repair or Replacements	28	6,468	0.4%	0.5%	0.6%	0.8%
% of FP17s Relating to Continuations	98	6,468	1.5%	0.7%	0.8%	1.0%
% of Patients satisfied with the dentistry they have received	1	1	N/A	89.7%	89.3%	91.5%
% of Patients satisfied with the time they had to wait for an appointment	1	1	N/A	82.7%	84.4%	87.9%

* This is based on patients treated on this contract for their most recent course of treatment. Figures in italics indicate the base number of FP17s or Patient Questionnaire responses are less than 100. N/A is shown where the base number of responses is less than 10 during the period. % is calculated as Quantity/Base number*100

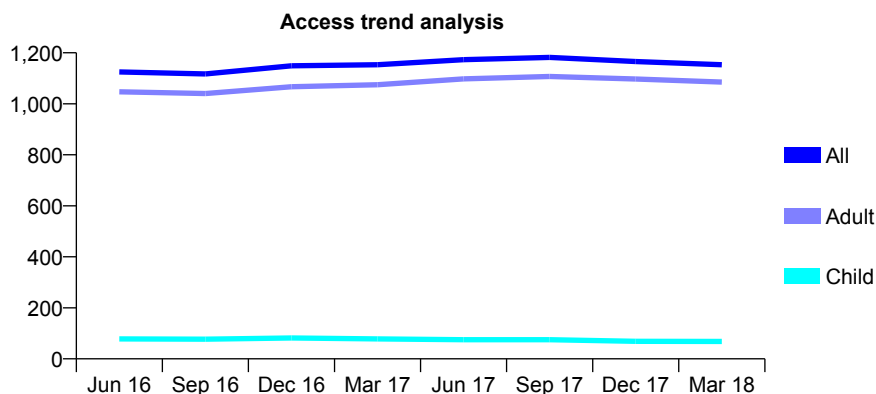
Q61 - Vital Signs At a Glance Contract Report for 568503/0001 - March 2018

Name or company name	MR NS MUDHAR
Contract type name	GDS Contract
Purpose of contract	General
Contract start date	01/04/2006
Contract end date	

17/18 Contracted general activity (UDA)	4,783
Carry forward general activity (UDA)	-18
17/18 Contracted orthodontic activity (UOA)	0
Carry forward orthodontic activity (UOA)	0
Baseline contract value	£195,764.46

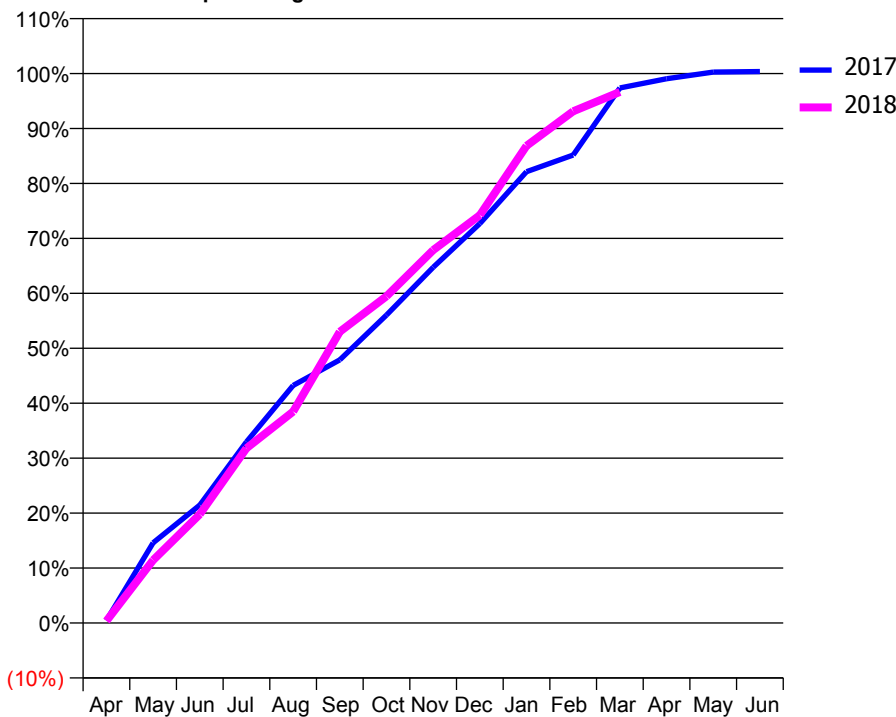
ACCESS*

Patients seen in 24 months	Total	Change since previous quarter
Quarter ending March 2017	1,153	
Quarter ending June 2017	1,173	→
Quarter ending September 2017	1,182	→
Quarter ending December 2017	1,166	↓
Quarter ending March 2018	1,153	↓
Variance since March 2017	0.0%	→



ACTIVITY

Cumulative percentage of contracted UDA delivered 2017 & 2018



Month	Adjusted Scheduled Activity (UDA)	
	2017	2018
April	23	18
May	698	547
June	1,027	947
July	1,577	1,521
August	2,067	1,840
September	2,291	2,536
October	2,681	2,844
November	3,096	3,246
December	3,477	3,550
January	3,929	4,153
February	4,073	4,454
March	4,657	4,622
April	4,737	
May	4,796	
June	4,801	

QUALITY

	Quantity	Base Number	Contract	AT	Region	England
% of FP17s for the same patient ID Re-attending within 3 months - Children	2	61	3.3%	10.5%	11.5%	11.9%
% of FP17s for the same patient ID Re-attending within 3 months - Adults	102	1,013	10.1%	16.1%	16.8%	16.0%
% of FP17s for the same patient ID Re-attending between 3 & 9 months - Children	20	61	32.8%	43.4%	47.7%	58.3%
% of FP17s for the same patient ID Re-attending between 3 & 9 months - Adults	233	1,013	23.0%	35.8%	38.2%	50.3%
% of FP17s for Band 1 Urgent Courses	112	1,006	11.1%	10.9%	10.6%	9.1%
% of FP17s Relating to Free Repair or Replacements	0	1,006	0.0%	0.5%	0.6%	0.8%
% of FP17s Relating to Continuations	5	1,006	0.5%	0.7%	0.8%	1.0%
% of Patients satisfied with the dentistry they have received	1	1	N/A	89.7%	89.3%	91.5%
% of Patients satisfied with the time they had to wait for an appointment	1	1	N/A	82.7%	84.4%	87.9%

* This is based on patients treated on this contract for their most recent course of treatment. Figures in italics indicate the base number of FP17s or Patient Questionnaire responses are less than 100. N/A is shown where the base number of responses is less than 10 during the period. % is calculated as Quantity/Base number*100

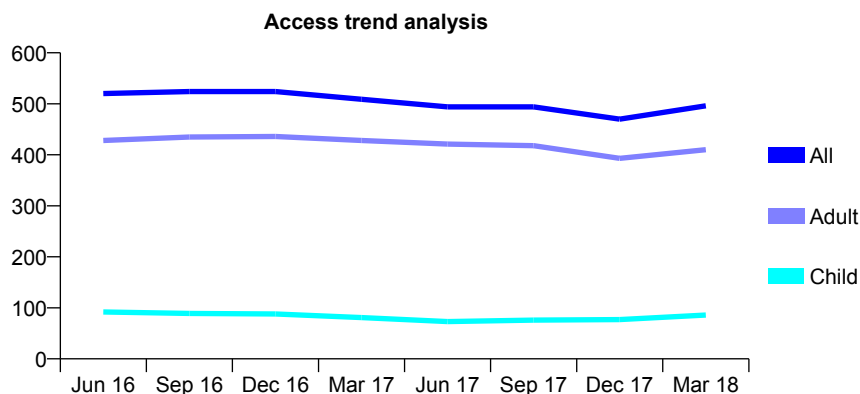
Q61 - Vital Signs At a Glance Contract Report for 568503/0003 - March 2018

Name or company name	MR NS MUDHAR
Contract type name	GDS Contract
Purpose of contract	General
Contract start date	01/04/2006
Contract end date	

17/18 Contracted general activity (UDA)	1,840
Carry forward general activity (UDA)	-37
17/18 Contracted orthodontic activity (UOA)	0
Carry forward orthodontic activity (UOA)	0
Baseline contract value	£62,536.63

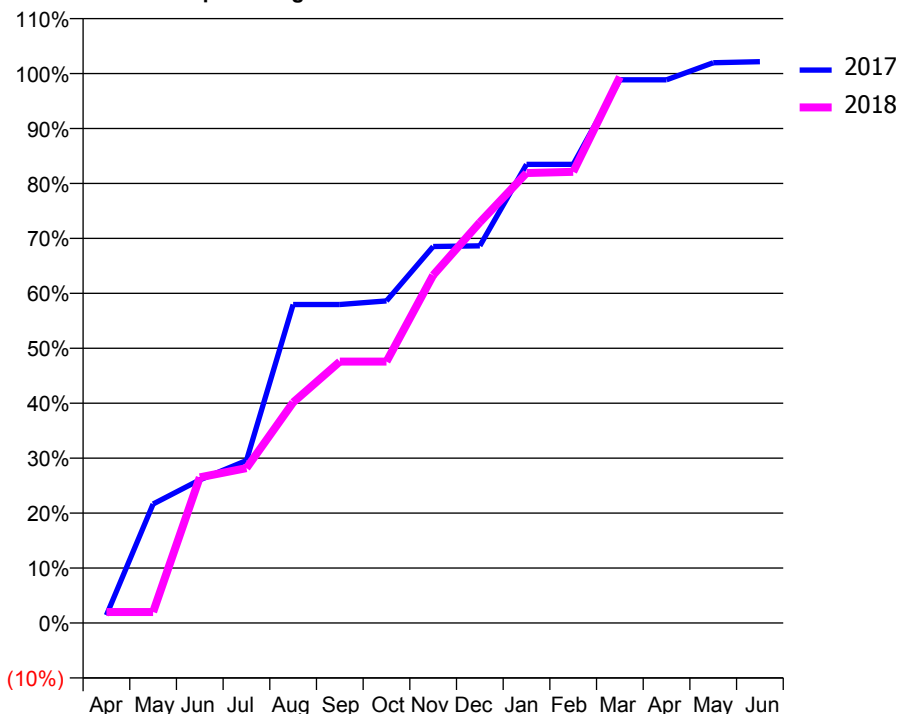
ACCESS*

Patients seen in 24 months	Total	Change since previous quarter
Quarter ending March 2017	509	
Quarter ending June 2017	494	↓
Quarter ending September 2017	494	→
Quarter ending December 2017	470	↓
Quarter ending March 2018	496	↑
Variance since March 2017	(2.6%)	↓



ACTIVITY

Cumulative percentage of contracted UDA delivered 2017 & 2018



Adjusted Scheduled Activity (UDA)

Month	2017	2018
April	26	37
May	399	37
June	479	488
July	544	519
August	1,066	739
September	1,066	876
October	1,078	876
November	1,261	1,165
December	1,263	1,342
January	1,536	1,507
February	1,536	1,511
March	1,819	1,829
April	1,819	
May	1,876	
June	1,880	

QUALITY

	Quantity	Base Number	Contract	AT	Region	England
% of FP17s for the same patient ID Re-attending within 3 months - Children	1	84	1.2%	10.5%	11.5%	11.9%
% of FP17s for the same patient ID Re-attending within 3 months - Adults	11	335	3.3%	16.1%	16.8%	16.0%
% of FP17s for the same patient ID Re-attending between 3 & 9 months - Children	15	84	17.9%	43.4%	47.7%	58.3%
% of FP17s for the same patient ID Re-attending between 3 & 9 months - Adults	73	335	21.8%	35.8%	38.2%	50.3%
% of FP17s for Band 1 Urgent Courses	3	387	0.8%	10.9%	10.6%	9.1%
% of FP17s Relating to Free Repair or Replacements	0	387	0.0%	0.5%	0.6%	0.8%
% of FP17s Relating to Continuations	0	387	0.0%	0.7%	0.8%	1.0%
% of Patients satisfied with the dentistry they have received	0	0	N/A	89.7%	89.3%	91.5%
% of Patients satisfied with the time they had to wait for an appointment	0	0	N/A	82.7%	84.4%	87.9%

* This is based on patients treated on this contract for their most recent course of treatment. Figures in italics indicate the base number of FP17s or Patient Questionnaire responses are less than 100. N/A is shown where the base number of responses is less than 10 during the period. % is calculated as Quantity/Base number*100

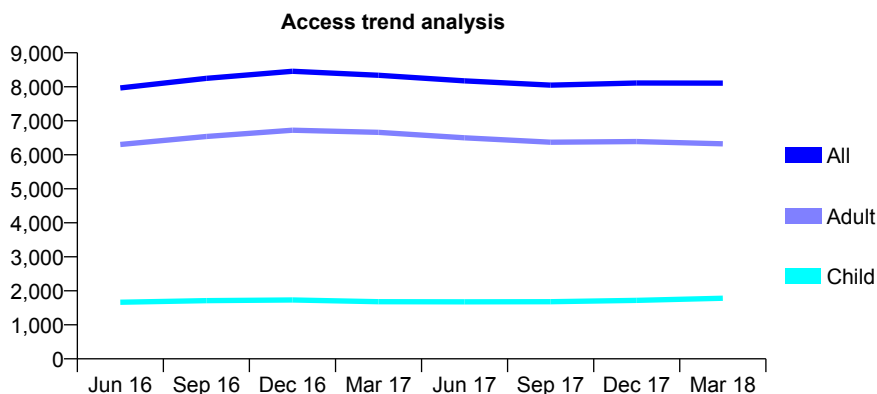
Q61 - Vital Signs At a Glance Contract Report for 568821/0003 - March 2018

Name or company name	MR BK VEKARIA
Contract type name	GDS Contract
Purpose of contract	General
Contract start date	01/05/2009
Contract end date	

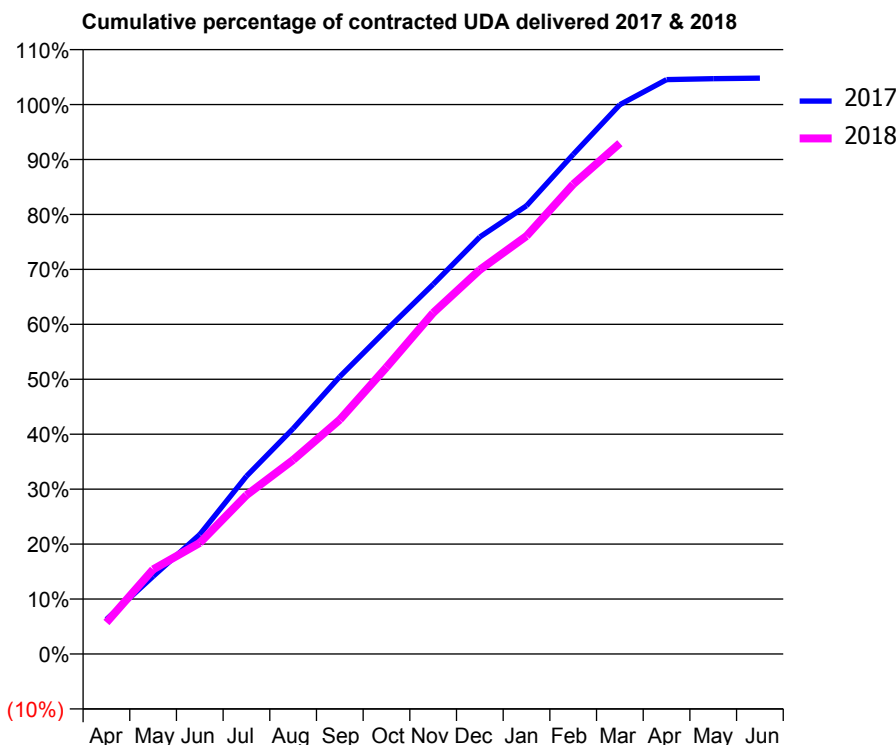
17/18 Contracted general activity (UDA)	17,684
Carry forward general activity (UDA)	-354
17/18 Contracted orthodontic activity (UOA)	0
Carry forward orthodontic activity (UOA)	0
Baseline contract value	£484,828.62

ACCESS*

Patients seen in 24 months	Total	Change since previous quarter
Quarter ending March 2017	8,340	
Quarter ending June 2017	8,176	↓
Quarter ending September 2017	8,050	↓
Quarter ending December 2017	8,112	→
Quarter ending March 2018	8,108	→
Variance since March 2017	(2.8%)	↓



ACTIVITY



Month	Adjusted Scheduled Activity (UDA)	
	2017	2018
April	1,114	1,015
May	2,498	2,725
June	3,847	3,575
July	5,723	5,113
August	7,256	6,245
September	8,927	7,542
October	10,432	9,231
November	11,898	10,980
December	13,422	12,365
January	14,426	13,452
February	16,078	15,116
March	17,676	16,437
April	18,485	
May	18,516	
June	18,531	

QUALITY

	Quantity	Base Number	Contract	AT	Region	England
% of FP17s for the same patient ID Re-attending within 3 months - Children	114	2,054	5.6%	10.5%	11.5%	11.9%
% of FP17s for the same patient ID Re-attending within 3 months - Adults	520	5,627	9.2%	16.1%	16.8%	16.0%
% of FP17s for the same patient ID Re-attending between 3 & 9 months - Children	897	2,054	43.7%	43.4%	47.7%	58.3%
% of FP17s for the same patient ID Re-attending between 3 & 9 months - Adults	1,753	5,627	31.2%	35.8%	38.2%	50.3%
% of FP17s for Band 1 Urgent Courses	754	7,273	10.4%	10.9%	10.6%	9.1%
% of FP17s Relating to Free Repair or Replacements	6	7,273	0.1%	0.5%	0.6%	0.8%
% of FP17s Relating to Continuations	9	7,273	0.1%	0.7%	0.8%	1.0%
% of Patients satisfied with the dentistry they have received	1	2	N/A	89.7%	89.3%	91.5%
% of Patients satisfied with the time they had to wait for an appointment	2	2	N/A	82.7%	84.4%	87.9%

* This is based on patients treated on this contract for their most recent course of treatment. Figures in italics indicate the base number of FP17s or Patient Questionnaire responses are less than 100. N/A is shown where the base number of responses is less than 10 during the period. % is calculated as Quantity/Base number*100

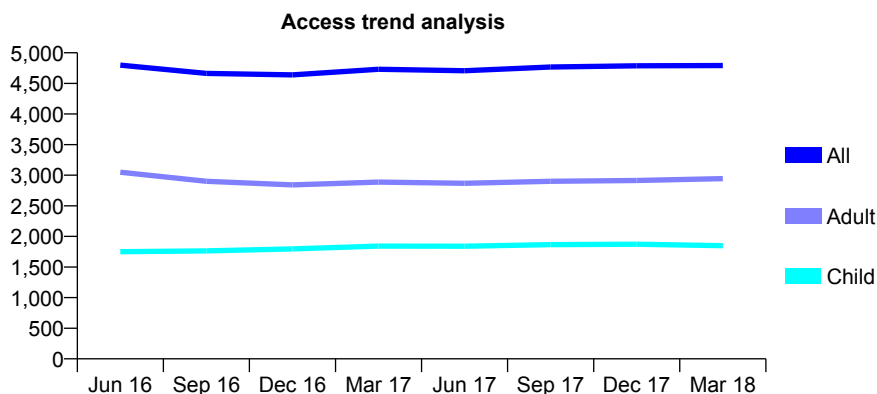
Q61 - Vital Signs At a Glance Contract Report for 572500/0001 - March 2018

Name or company name	Approach Dentistry
Contract type name	GDS Contract
Purpose of contract	General
Contract start date	01/04/2006
Contract end date	

17/18 Contracted general activity (UDA)	11,810
Carry forward general activity (UDA)	0
17/18 Contracted orthodontic activity (UOA)	0
Carry forward orthodontic activity (UOA)	0
Baseline contract value	£276,750.62

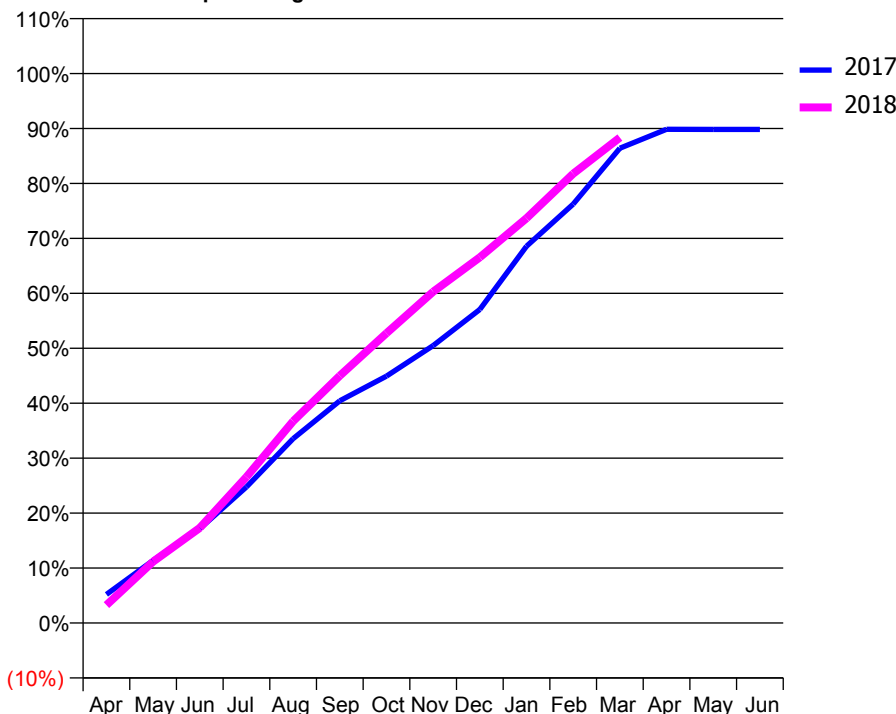
ACCESS*

Patients seen in 24 months	Total	Change since previous quarter
Quarter ending March 2017	4,730	
Quarter ending June 2017	4,708	→
Quarter ending September 2017	4,768	→
Quarter ending December 2017	4,787	→
Quarter ending March 2018	4,793	→
Variance since March 2017	1.3%	→



ACTIVITY

Cumulative percentage of contracted UDA delivered 2017 & 2018



Month	Adjusted Scheduled Activity (UDA)	
	2017	2018
April	614	385
May	1,347	1,319
June	2,029	2,044
July	2,924	3,139
August	3,962	4,339
September	4,776	5,314
October	5,305	6,229
November	5,962	7,121
December	6,739	7,859
January	8,097	8,699
February	9,004	9,658
March	10,205	10,433
April	10,610	
May	10,609	
June	10,609	

QUALITY

	Quantity	Base Number	Contract	AT	Region	England
% of FP17s for the same patient ID Re-attending within 3 months - Children	215	2,351	9.1%	10.5%	11.5%	11.9%
% of FP17s for the same patient ID Re-attending within 3 months - Adults	525	3,434	15.3%	16.1%	16.8%	16.0%
% of FP17s for the same patient ID Re-attending between 3 & 9 months - Children	1,186	2,351	50.4%	43.4%	47.7%	58.3%
% of FP17s for the same patient ID Re-attending between 3 & 9 months - Adults	1,399	3,434	40.7%	35.8%	38.2%	50.3%
% of FP17s for Band 1 Urgent Courses	810	5,562	14.6%	10.9%	10.6%	9.1%
% of FP17s Relating to Free Repair or Replacements	6	5,562	0.1%	0.5%	0.6%	0.8%
% of FP17s Relating to Continuations	83	5,562	1.5%	0.7%	0.8%	1.0%
% of Patients satisfied with the dentistry they have received	1	1	N/A	89.7%	89.3%	91.5%
% of Patients satisfied with the time they had to wait for an appointment	1	1	N/A	82.7%	84.4%	87.9%

* This is based on patients treated on this contract for their most recent course of treatment. Figures in italics indicate the base number of FP17s or Patient Questionnaire responses are less than 100. N/A is shown where the base number of responses is less than 10 during the period. % is calculated as Quantity/Base number*100

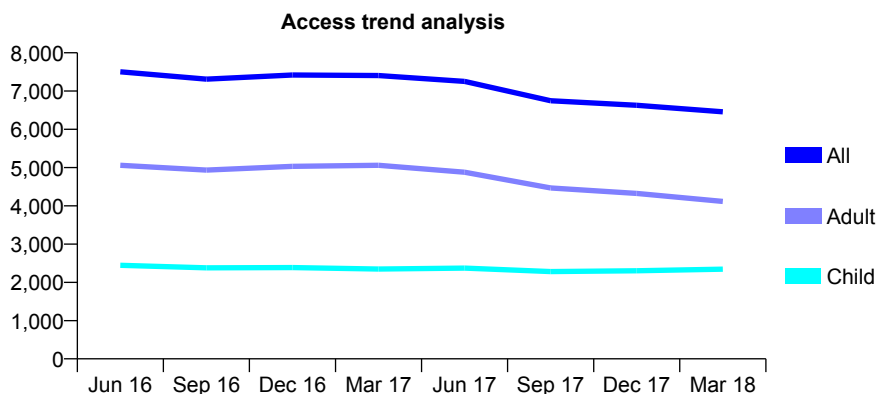
Q61 - Vital Signs At a Glance Contract Report for 572659/0001 - March 2018

Name or company name	MR LS LEVIN
Contract type name	GDS Contract
Purpose of contract	General
Contract start date	01/04/2006
Contract end date	

17/18 Contracted general activity (UDA)	21,691
Carry forward general activity (UDA)	-4
17/18 Contracted orthodontic activity (UOA)	0
Carry forward orthodontic activity (UOA)	0
Baseline contract value	£624,235.30

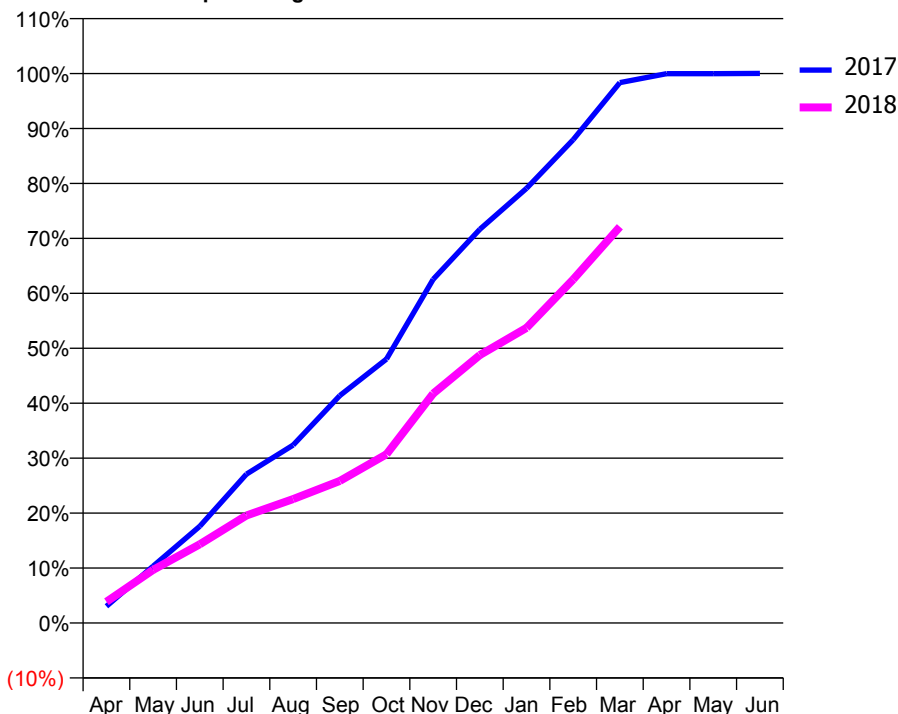
ACCESS*

Patients seen in 24 months	Total	Change since previous quarter
Quarter ending March 2017	7,406	
Quarter ending June 2017	7,252	↓
Quarter ending September 2017	6,748	↓
Quarter ending December 2017	6,627	↓
Quarter ending March 2018	6,457	↓
Variance since March 2017	(12.8%)	↓



ACTIVITY

Cumulative percentage of contracted UDA delivered 2017 & 2018



Month	Adjusted Scheduled Activity (UDA)	
	2017	2018
April	662	837
May	2,243	2,098
June	3,819	3,110
July	5,876	4,245
August	7,023	4,892
September	8,975	5,607
October	10,417	6,659
November	13,569	9,054
December	15,541	10,577
January	17,156	11,650
February	19,076	13,562
March	21,331	15,640
April	21,684	
May	21,684	
June	21,695	

QUALITY

	Quantity	Base Number	Contract	AT	Region	England
% of FP17s for the same patient ID Re-attending within 3 months - Children	259	2,606	9.9%	10.5%	11.5%	11.9%
% of FP17s for the same patient ID Re-attending within 3 months - Adults	730	3,886	18.8%	16.1%	16.8%	16.0%
% of FP17s for the same patient ID Re-attending between 3 & 9 months - Children	848	2,606	32.5%	43.4%	47.7%	58.3%
% of FP17s for the same patient ID Re-attending between 3 & 9 months - Adults	1,359	3,886	35.0%	35.8%	38.2%	50.3%
% of FP17s for Band 1 Urgent Courses	673	6,370	10.6%	10.9%	10.6%	9.1%
% of FP17s Relating to Free Repair or Replacements	36	6,370	0.6%	0.5%	0.6%	0.8%
% of FP17s Relating to Continuations	196	6,370	3.1%	0.7%	0.8%	1.0%
% of Patients satisfied with the dentistry they have received	4	5	N/A	89.7%	89.3%	91.5%
% of Patients satisfied with the time they had to wait for an appointment	3	5	N/A	82.7%	84.4%	87.9%

* This is based on patients treated on this contract for their most recent course of treatment. Figures in italics indicate the base number of FP17s or Patient Questionnaire responses are less than 100. N/A is shown where the base number of responses is less than 10 during the period. % is calculated as Quantity/Base number*100

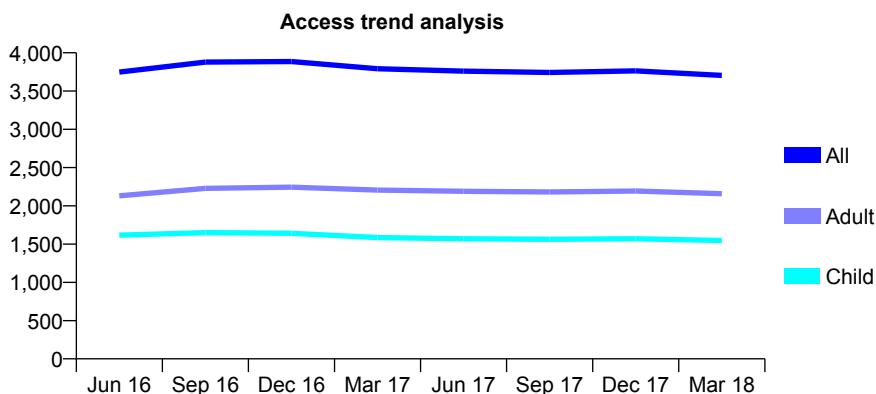
Q61 - Vital Signs At a Glance Contract Report for 572888/0001 - March 2018

Name or company name	MR R GOGNA
Contract type name	GDS Contract
Purpose of contract	General
Contract start date	01/04/2006
Contract end date	

17/18 Contracted general activity (UDA)	8,928
Carry forward general activity (UDA)	6
17/18 Contracted orthodontic activity (UOA)	0
Carry forward orthodontic activity (UOA)	0
Baseline contract value	£258,204.05

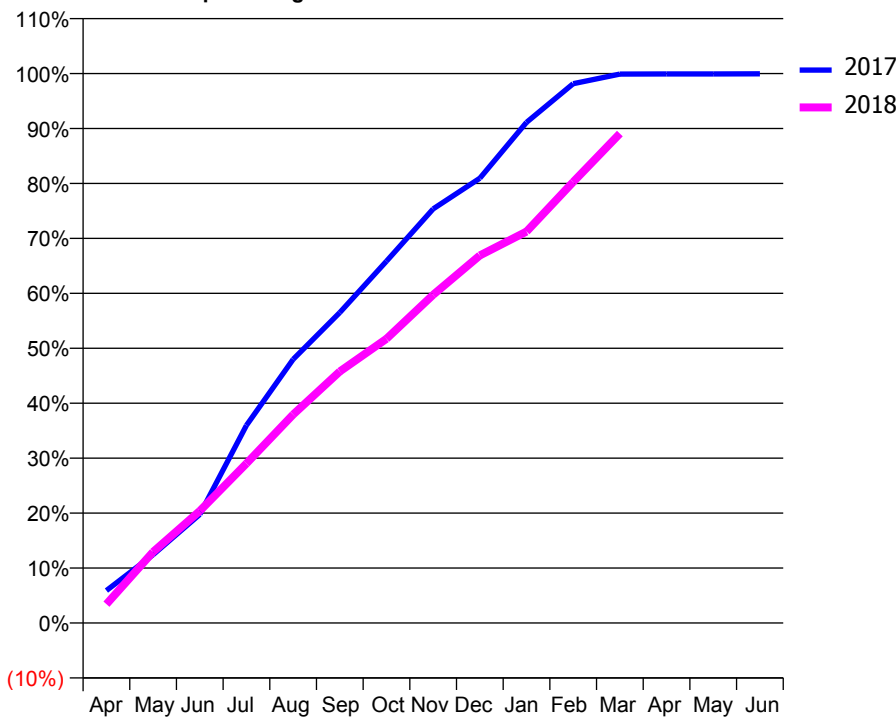
ACCESS*

Patients seen in 24 months	Total	Change since previous quarter
Quarter ending March 2017	3,791	
Quarter ending June 2017	3,760	→
Quarter ending September 2017	3,743	→
Quarter ending December 2017	3,763	→
Quarter ending March 2018	3,705	↓
Variance since March 2017	(2.3%)	↓



ACTIVITY

Cumulative percentage of contracted UDA delivered 2017 & 2018



Month	Adjusted Scheduled Activity (UDA)	
	2017	2018
April	528	307
May	1,110	1,155
June	1,765	1,820
July	3,212	2,592
August	4,284	3,387
September	5,045	4,087
October	5,879	4,618
November	6,728	5,333
December	7,226	5,971
January	8,133	6,361
February	8,763	7,166
March	8,919	7,952
April	8,920	
May	8,921	
June	8,922	

QUALITY

	Quantity	Base Number	Contract	AT	Region	England
% of FP17s for the same patient ID Re-attending within 3 months - Children	134	2,301	5.8%	10.5%	11.5%	11.9%
% of FP17s for the same patient ID Re-attending within 3 months - Adults	307	2,541	12.1%	16.1%	16.8%	16.0%
% of FP17s for the same patient ID Re-attending between 3 & 9 months - Children	1,280	2,301	55.6%	43.4%	47.7%	58.3%
% of FP17s for the same patient ID Re-attending between 3 & 9 months - Adults	1,187	2,541	46.7%	35.8%	38.2%	50.3%
% of FP17s for Band 1 Urgent Courses	257	3,829	6.7%	10.9%	10.6%	9.1%
% of FP17s Relating to Free Repair or Replacements	10	3,829	0.3%	0.5%	0.6%	0.8%
% of FP17s Relating to Continuations	12	3,829	0.3%	0.7%	0.8%	1.0%
% of Patients satisfied with the dentistry they have received	1	1	N/A	89.7%	89.3%	91.5%
% of Patients satisfied with the time they had to wait for an appointment	1	1	N/A	82.7%	84.4%	87.9%

* This is based on patients treated on this contract for their most recent course of treatment. Figures in italics indicate the base number of FP17s or Patient Questionnaire responses are less than 100. N/A is shown where the base number of responses is less than 10 during the period. % is calculated as Quantity/Base number*100

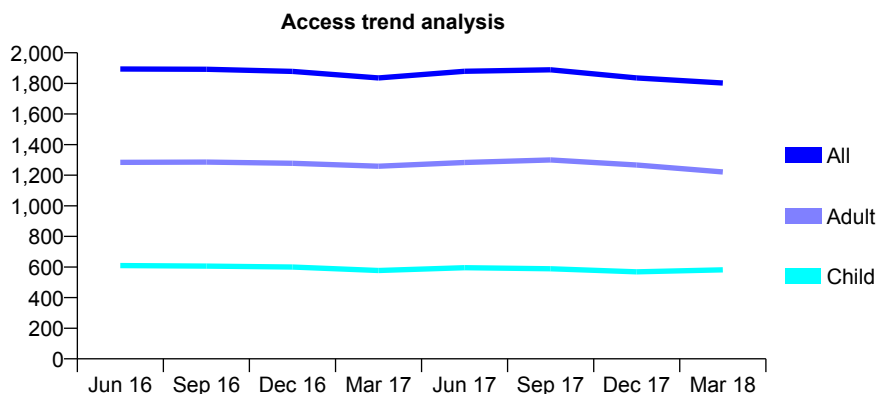
Q61 - Vital Signs At a Glance Contract Report for 574732/0001 - March 2018

Name or company name	MR B LILADHAR
Contract type name	GDS Contract
Purpose of contract	General and Orthodontic
Contract start date	01/04/2006
Contract end date	

17/18 Contracted general activity (UDA)	3,503
Carry forward general activity (UDA)	0
17/18 Contracted orthodontic activity (UOA)	315
Carry forward orthodontic activity (UOA)	0
Baseline contract value	£128,882.56

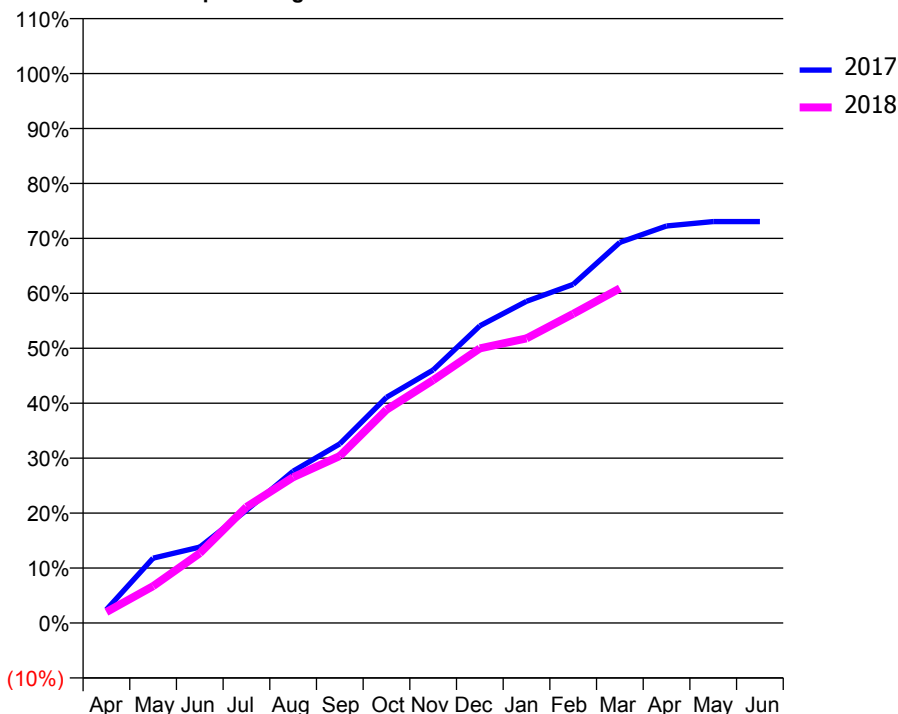
ACCESS*

Patients seen in 24 months	Total	Change since previous quarter
Quarter ending March 2017	1,836	
Quarter ending June 2017	1,879	↑
Quarter ending September 2017	1,889	→
Quarter ending December 2017	1,836	↓
Quarter ending March 2018	1,803	↓
Variance since March 2017	(1.8%)	↓



ACTIVITY

Cumulative percentage of contracted UDA delivered 2017 & 2018



Month	Adjusted Scheduled Activity (UDA)	
	2017	2018
April	85	70
May	414	235
June	484	445
July	719	740
August	968	930
September	1,142	1,065
October	1,438	1,360
November	1,613	1,548
December	1,895	1,751
January	2,051	1,814
February	2,159	1,971
March	2,426	2,133
April	2,531	
May	2,559	
June	2,559	

QUALITY

	Quantity	Base Number	Contract	AT	Region	England
% of FP17s for the same patient ID Re-attending within 3 months - Children	57	774	7.4%	10.5%	11.5%	11.9%
% of FP17s for the same patient ID Re-attending within 3 months - Adults	129	1,384	9.3%	16.1%	16.8%	16.0%
% of FP17s for the same patient ID Re-attending between 3 & 9 months - Children	386	774	49.9%	43.4%	47.7%	58.3%
% of FP17s for the same patient ID Re-attending between 3 & 9 months - Adults	655	1,384	47.3%	35.8%	38.2%	50.3%
% of FP17s for Band 1 Urgent Courses	85	1,101	7.7%	10.9%	10.6%	9.1%
% of FP17s Relating to Free Repair or Replacements	3	1,101	0.3%	0.5%	0.6%	0.8%
% of FP17s Relating to Continuations	7	1,101	0.6%	0.7%	0.8%	1.0%
% of Patients satisfied with the dentistry they have received	1	1	N/A	89.7%	89.3%	91.5%
% of Patients satisfied with the time they had to wait for an appointment	1	1	N/A	82.7%	84.4%	87.9%

* This is based on patients treated on this contract for their most recent course of treatment. Figures in italics indicate the base number of FP17s or Patient Questionnaire responses are less than 100. N/A is shown where the base number of responses is less than 10 during the period. % is calculated as Quantity/Base number*100

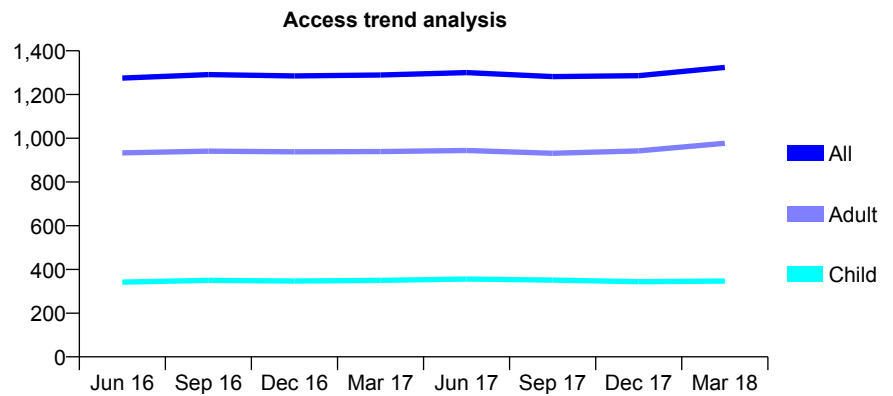
Q61 - Vital Signs At a Glance Contract Report for 576778/0001 - March 2018

Name or company name	MR AK FANG
Contract type name	GDS Contract
Purpose of contract	General
Contract start date	01/04/2006
Contract end date	

17/18 Contracted general activity (UDA)	4,368
Carry forward general activity (UDA)	-62
17/18 Contracted orthodontic activity (UOA)	0
Carry forward orthodontic activity (UOA)	0
Baseline contract value	£121,479.85

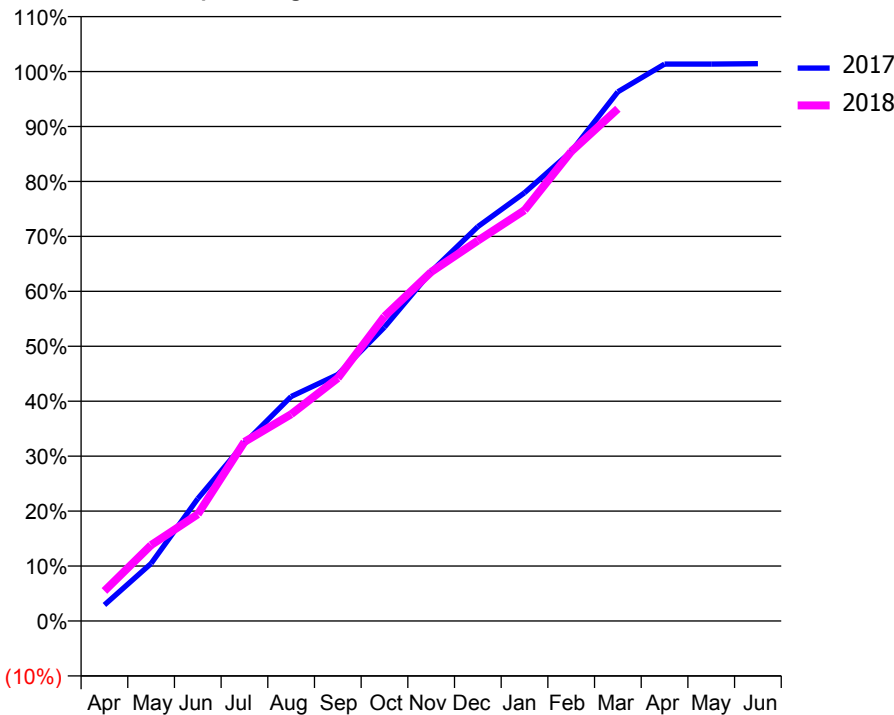
ACCESS*

Patients seen in 24 months	Total	Change since previous quarter
Quarter ending March 2017	1,289	
Quarter ending June 2017	1,300	→
Quarter ending September 2017	1,282	↓
Quarter ending December 2017	1,286	→
Quarter ending March 2018	1,324	↑
Variance since March 2017	2.7%	↑



ACTIVITY

Cumulative percentage of contracted UDA delivered 2017 & 2018



Month	Adjusted Scheduled Activity (UDA)	
	2017	2018
April	128	239
May	457	603
June	973	849
July	1,413	1,425
August	1,784	1,643
September	1,959	1,931
October	2,336	2,421
November	2,778	2,774
December	3,134	3,024
January	3,405	3,265
February	3,732	3,731
March	4,207	4,072
April	4,427	
May	4,427	
June	4,430	

QUALITY

	Quantity	Base Number	Contract	AT	Region	England
% of FP17s for the same patient ID Re-attending within 3 months - Children	34	536	6.3%	10.5%	11.5%	11.9%
% of FP17s for the same patient ID Re-attending within 3 months - Adults	197	1,365	14.4%	16.1%	16.8%	16.0%
% of FP17s for the same patient ID Re-attending between 3 & 9 months - Children	356	536	66.4%	43.4%	47.7%	58.3%
% of FP17s for the same patient ID Re-attending between 3 & 9 months - Adults	765	1,365	56.0%	35.8%	38.2%	50.3%
% of FP17s for Band 1 Urgent Courses	192	1,816	10.6%	10.9%	10.6%	9.1%
% of FP17s Relating to Free Repair or Replacements	1	1,816	0.1%	0.5%	0.6%	0.8%
% of FP17s Relating to Continuations	0	1,816	0.0%	0.7%	0.8%	1.0%
% of Patients satisfied with the dentistry they have received	4	4	N/A	89.7%	89.3%	91.5%
% of Patients satisfied with the time they had to wait for an appointment	4	4	N/A	82.7%	84.4%	87.9%

* This is based on patients treated on this contract for their most recent course of treatment. Figures in italics indicate the base number of FP17s or Patient Questionnaire responses are less than 100. N/A is shown where the base number of responses is less than 10 during the period. % is calculated as Quantity/Base number*100

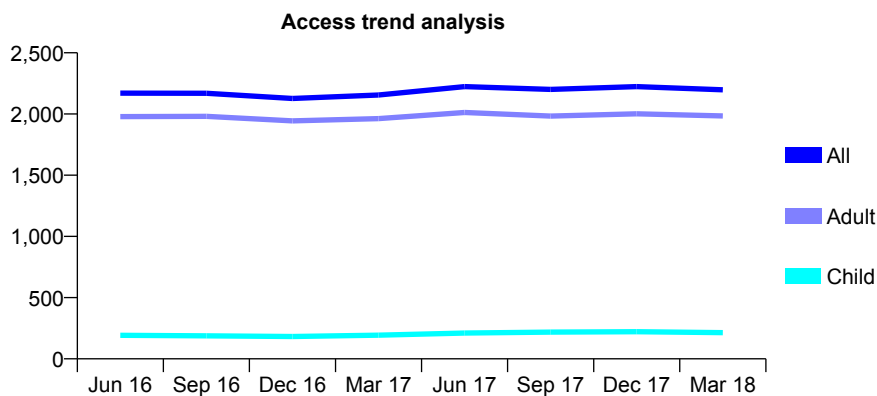
Q61 - Vital Signs At a Glance Contract Report for 577472/0001 - March 2018

Name or company name	MR NR SHUKLE
Contract type name	GDS Contract
Purpose of contract	General
Contract start date	01/04/2006
Contract end date	

17/18 Contracted general activity (UDA)	5,608
Carry forward general activity (UDA)	-112
17/18 Contracted orthodontic activity (UOA)	0
Carry forward orthodontic activity (UOA)	0
Baseline contract value	£140,829.10

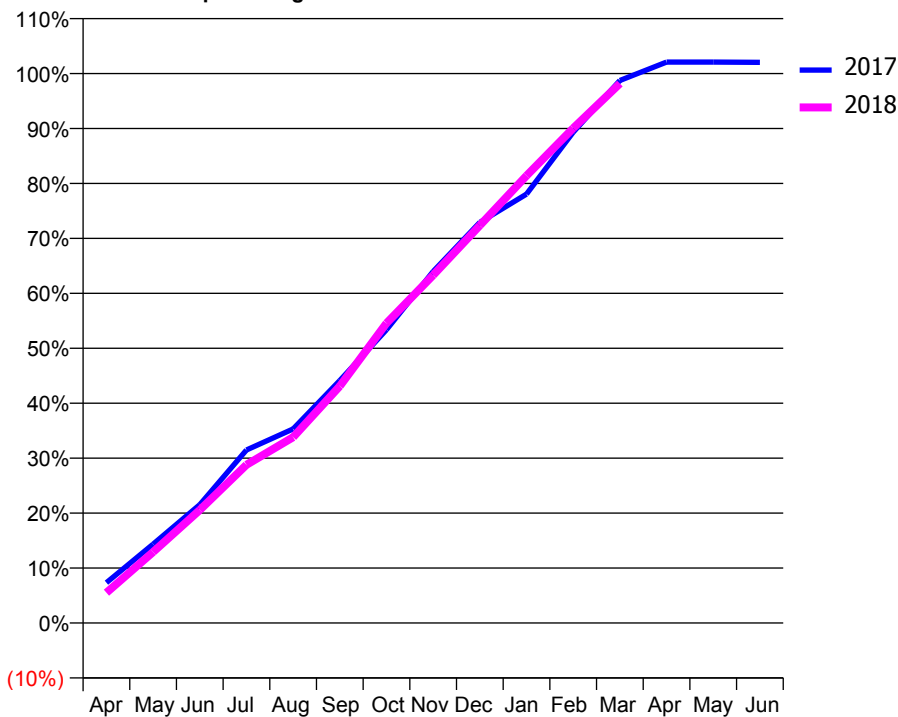
ACCESS*

Patients seen in 24 months	Total	Change since previous quarter
Quarter ending March 2017	2,155	
Quarter ending June 2017	2,224	↑
Quarter ending September 2017	2,201	↓
Quarter ending December 2017	2,224	→
Quarter ending March 2018	2,198	↓
Variance since March 2017	2.0%	→



ACTIVITY

Cumulative percentage of contracted UDA delivered 2017 & 2018



Month	Adjusted Scheduled Activity (UDA)	
	2017	2018
April	412	310
May	804	724
June	1,208	1,153
July	1,766	1,615
August	1,981	1,896
September	2,475	2,417
October	2,994	3,060
November	3,587	3,550
December	4,089	4,057
January	4,377	4,565
February	5,009	5,049
March	5,537	5,505
April	5,725	
May	5,725	
June	5,722	

QUALITY

	Quantity	Base Number	Contract	AT	Region	England
% of FP17s for the same patient ID Re-attending within 3 months - Children	15	259	5.8%	10.5%	11.5%	11.9%
% of FP17s for the same patient ID Re-attending within 3 months - Adults	486	2,400	20.3%	16.1%	16.8%	16.0%
% of FP17s for the same patient ID Re-attending between 3 & 9 months - Children	100	259	38.6%	43.4%	47.7%	58.3%
% of FP17s for the same patient ID Re-attending between 3 & 9 months - Adults	840	2,400	35.0%	35.8%	38.2%	50.3%
% of FP17s for Band 1 Urgent Courses	224	2,195	10.2%	10.9%	10.6%	9.1%
% of FP17s Relating to Free Repair or Replacements	40	2,195	1.8%	0.5%	0.6%	0.8%
% of FP17s Relating to Continuations	27	2,195	1.2%	0.7%	0.8%	1.0%
% of Patients satisfied with the dentistry they have received	1	1	N/A	89.7%	89.3%	91.5%
% of Patients satisfied with the time they had to wait for an appointment	1	1	N/A	82.7%	84.4%	87.9%

* This is based on patients treated on this contract for their most recent course of treatment. Figures in italics indicate the base number of FP17s or Patient Questionnaire responses are less than 100. N/A is shown where the base number of responses is less than 10 during the period. % is calculated as Quantity/Base number*100

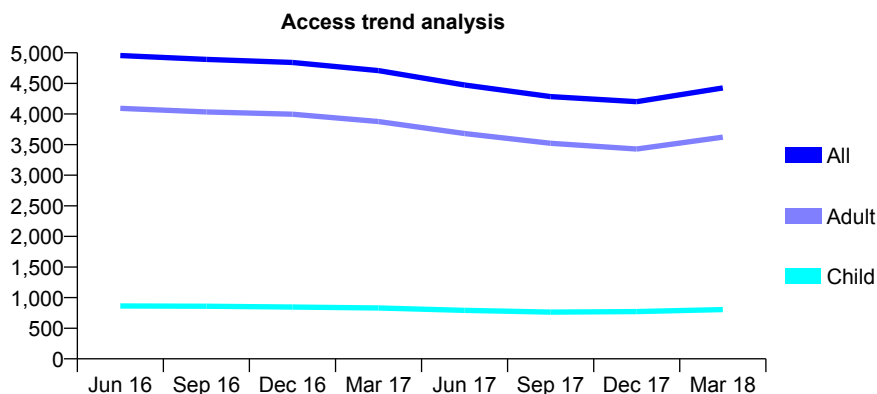
Q61 - Vital Signs At a Glance Contract Report for 577537/0001 - March 2018

Name or company name	The Grove Dental Care Limited
Contract type name	GDS Contract
Purpose of contract	General
Contract start date	01/04/2006
Contract end date	

17/18 Contracted general activity (UDA)	13,265
Carry forward general activity (UDA)	65
17/18 Contracted orthodontic activity (UOA)	0
Carry forward orthodontic activity (UOA)	0
Baseline contract value	£436,723.57

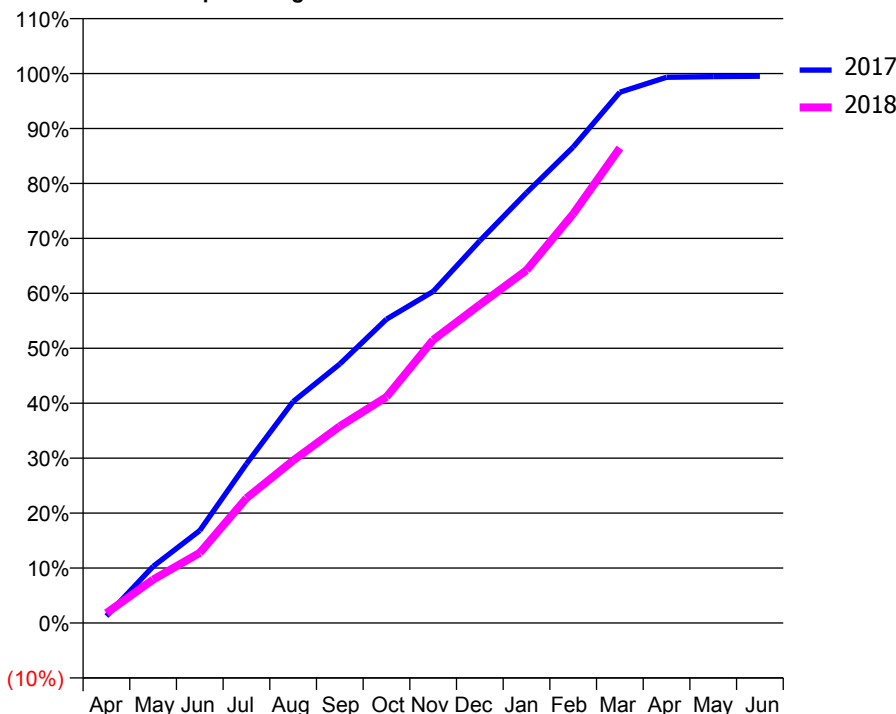
ACCESS*

Patients seen in 24 months	Total	Change since previous quarter
Quarter ending March 2017	4,709	
Quarter ending June 2017	4,473	↓
Quarter ending September 2017	4,284	↓
Quarter ending December 2017	4,201	↓
Quarter ending March 2018	4,427	↑
Variance since March 2017	(6.0%)	↓



ACTIVITY

Cumulative percentage of contracted UDA delivered 2017 & 2018



Month	Adjusted Scheduled Activity (UDA)	
	2017	2018
April	170	239
May	1,366	1,047
June	2,231	1,693
July	3,842	3,014
August	5,344	3,923
September	6,254	4,748
October	7,336	5,457
November	8,004	6,836
December	9,229	7,686
January	10,387	8,517
February	11,491	9,877
March	12,814	11,467
April	13,175	
May	13,191	
June	13,200	

QUALITY

	Quantity	Base Number	Contract	AT	Region	England
% of FP17s for the same patient ID Re-attending within 3 months - Children	99	1,049	9.4%	10.5%	11.5%	11.9%
% of FP17s for the same patient ID Re-attending within 3 months - Adults	833	4,290	19.4%	16.1%	16.8%	16.0%
% of FP17s for the same patient ID Re-attending between 3 & 9 months - Children	468	1,049	44.6%	43.4%	47.7%	58.3%
% of FP17s for the same patient ID Re-attending between 3 & 9 months - Adults	1,630	4,290	38.0%	35.8%	38.2%	50.3%
% of FP17s for Band 1 Urgent Courses	650	5,194	12.5%	10.9%	10.6%	9.1%
% of FP17s Relating to Free Repair or Replacements	65	5,194	1.3%	0.5%	0.6%	0.8%
% of FP17s Relating to Continuations	74	5,194	1.4%	0.7%	0.8%	1.0%
% of Patients satisfied with the dentistry they have received	4	5	N/A	89.7%	89.3%	91.5%
% of Patients satisfied with the time they had to wait for an appointment	5	5	N/A	82.7%	84.4%	87.9%

* This is based on patients treated on this contract for their most recent course of treatment. Figures in italics indicate the base number of FP17s or Patient Questionnaire responses are less than 100. N/A is shown where the base number of responses is less than 10 during the period. % is calculated as Quantity/Base number*100

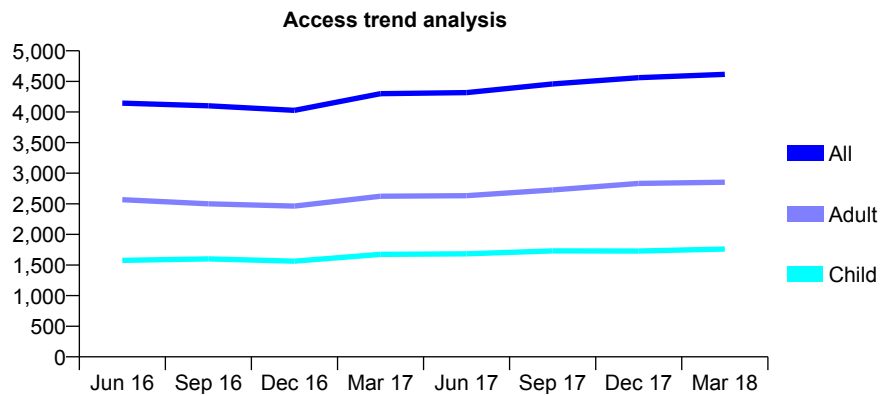
Q61 - Vital Signs At a Glance Contract Report for 578738/0001 - March 2018

Name or company name	MR OF ABBAS
Contract type name	GDS Contract
Purpose of contract	General
Contract start date	01/04/2006
Contract end date	

17/18 Contracted general activity (UDA)	14,007
Carry forward general activity (UDA)	308
17/18 Contracted orthodontic activity (UOA)	0
Carry forward orthodontic activity (UOA)	0
Baseline contract value	£366,748.51

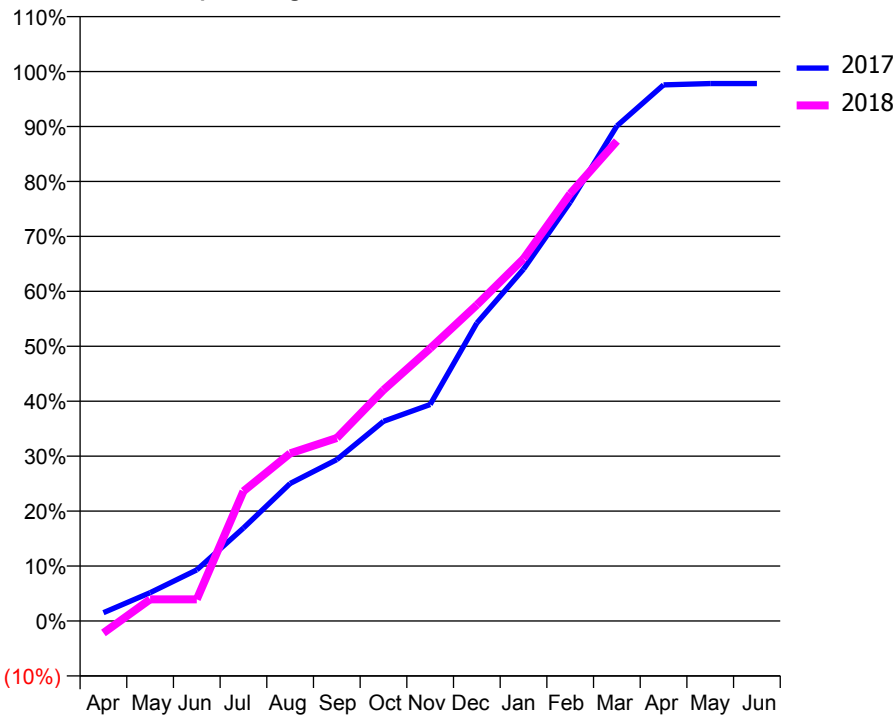
ACCESS*

Patients seen in 24 months	Total	Change since previous quarter
Quarter ending March 2017	4,299	
Quarter ending June 2017	4,316	→
Quarter ending September 2017	4,459	↑
Quarter ending December 2017	4,562	↑
Quarter ending March 2018	4,616	→
Variance since March 2017	7.4%	↑



ACTIVITY

Cumulative percentage of contracted UDA delivered 2017 & 2018



Month	Adjusted Scheduled Activity (UDA)	
	2017	2018
April	213	-308
May	723	552
June	1,304	552
July	2,372	3,310
August	3,506	4,273
September	4,115	4,667
October	5,091	5,890
November	5,517	6,949
December	7,596	8,057
January	8,968	9,234
February	10,676	10,893
March	12,619	12,235
April	13,667	
May	13,699	
June	13,699	

QUALITY

	Quantity	Base Number	Contract	AT	Region	England
% of FP17s for the same patient ID Re-attending within 3 months - Children	153	2,017	7.6%	10.5%	11.5%	11.9%
% of FP17s for the same patient ID Re-attending within 3 months - Adults	351	2,860	12.3%	16.1%	16.8%	16.0%
% of FP17s for the same patient ID Re-attending between 3 & 9 months - Children	880	2,017	43.6%	43.4%	47.7%	58.3%
% of FP17s for the same patient ID Re-attending between 3 & 9 months - Adults	857	2,860	30.0%	35.8%	38.2%	50.3%
% of FP17s for Band 1 Urgent Courses	436	4,567	9.5%	10.9%	10.6%	9.1%
% of FP17s Relating to Free Repair or Replacements	23	4,567	0.5%	0.5%	0.6%	0.8%
% of FP17s Relating to Continuations	16	4,567	0.4%	0.7%	0.8%	1.0%
% of Patients satisfied with the dentistry they have received	1	1	N/A	89.7%	89.3%	91.5%
% of Patients satisfied with the time they had to wait for an appointment	1	1	N/A	82.7%	84.4%	87.9%

* This is based on patients treated on this contract for their most recent course of treatment. Figures in italics indicate the base number of FP17s or Patient Questionnaire responses are less than 100. N/A is shown where the base number of responses is less than 10 during the period. % is calculated as Quantity/Base number*100

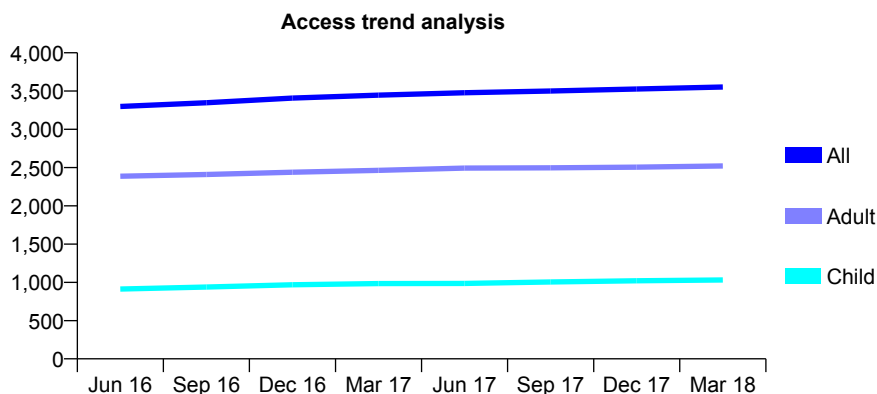
Q61 - Vital Signs At a Glance Contract Report for 578991/0001 - March 2018

Name or company name	MR TS DEO
Contract type name	GDS Contract
Purpose of contract	General
Contract start date	01/04/2006
Contract end date	

17/18 Contracted general activity (UDA)	10,649
Carry forward general activity (UDA)	-151
17/18 Contracted orthodontic activity (UOA)	0
Carry forward orthodontic activity (UOA)	0
Baseline contract value	£351,437.60

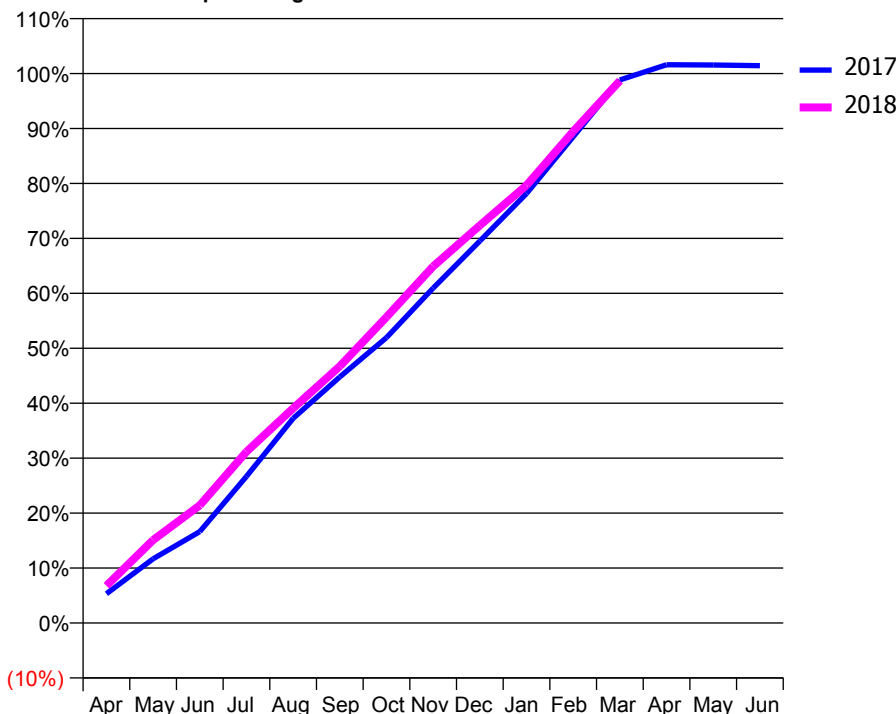
ACCESS*

Patients seen in 24 months	Total	Change since previous quarter
Quarter ending March 2017	3,447	
Quarter ending June 2017	3,478	→
Quarter ending September 2017	3,501	→
Quarter ending December 2017	3,526	→
Quarter ending March 2018	3,553	→
Variance since March 2017	3.1%	↑



ACTIVITY

Cumulative percentage of contracted UDA delivered 2017 & 2018



Month	Adjusted Scheduled Activity (UDA)	
	2017	2018
April	568	723
May	1,244	1,609
June	1,772	2,280
July	2,842	3,319
August	3,966	4,162
September	4,770	4,976
October	5,531	5,929
November	6,490	6,912
December	7,403	7,704
January	8,322	8,483
February	9,422	9,526
March	10,525	10,510
April	10,818	
May	10,813	
June	10,800	

QUALITY

	Quantity	Base Number	Contract	AT	Region	England
% of FP17s for the same patient ID Re-attending within 3 months - Children	127	1,481	8.6%	10.5%	11.5%	11.9%
% of FP17s for the same patient ID Re-attending within 3 months - Adults	455	3,159	14.4%	16.1%	16.8%	16.0%
% of FP17s for the same patient ID Re-attending between 3 & 9 months - Children	812	1,481	54.8%	43.4%	47.7%	58.3%
% of FP17s for the same patient ID Re-attending between 3 & 9 months - Adults	1,445	3,159	45.7%	35.8%	38.2%	50.3%
% of FP17s for Band 1 Urgent Courses	414	4,520	9.2%	10.9%	10.6%	9.1%
% of FP17s Relating to Free Repair or Replacements	17	4,520	0.4%	0.5%	0.6%	0.8%
% of FP17s Relating to Continuations	13	4,520	0.3%	0.7%	0.8%	1.0%
% of Patients satisfied with the dentistry they have received	1	1	N/A	89.7%	89.3%	91.5%
% of Patients satisfied with the time they had to wait for an appointment	1	1	N/A	82.7%	84.4%	87.9%

* This is based on patients treated on this contract for their most recent course of treatment. Figures in italics indicate the base number of FP17s or Patient Questionnaire responses are less than 100. N/A is shown where the base number of responses is less than 10 during the period. % is calculated as Quantity/Base number*100

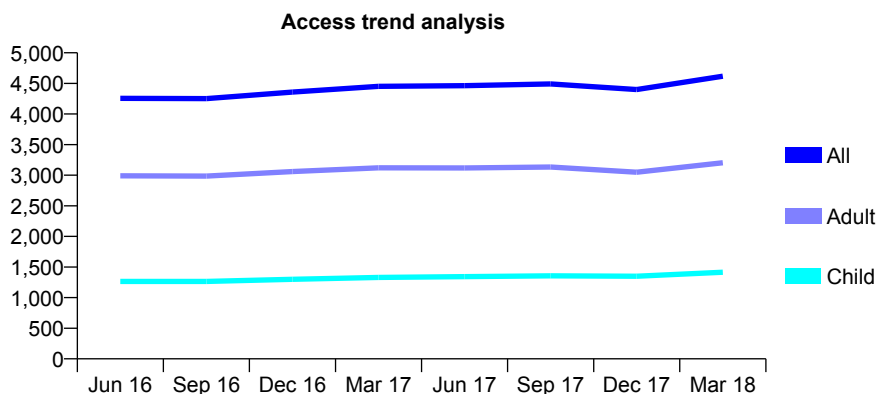
Q61 - Vital Signs At a Glance Contract Report for 607703/0001 - March 2018

Name or company name	MR R PATEL
Contract type name	GDS Contract
Purpose of contract	General
Contract start date	01/08/2013
Contract end date	

17/18 Contracted general activity (UDA)	9,343
Carry forward general activity (UDA)	-61
17/18 Contracted orthodontic activity (UOA)	0
Carry forward orthodontic activity (UOA)	0
Baseline contract value	£235,620.40

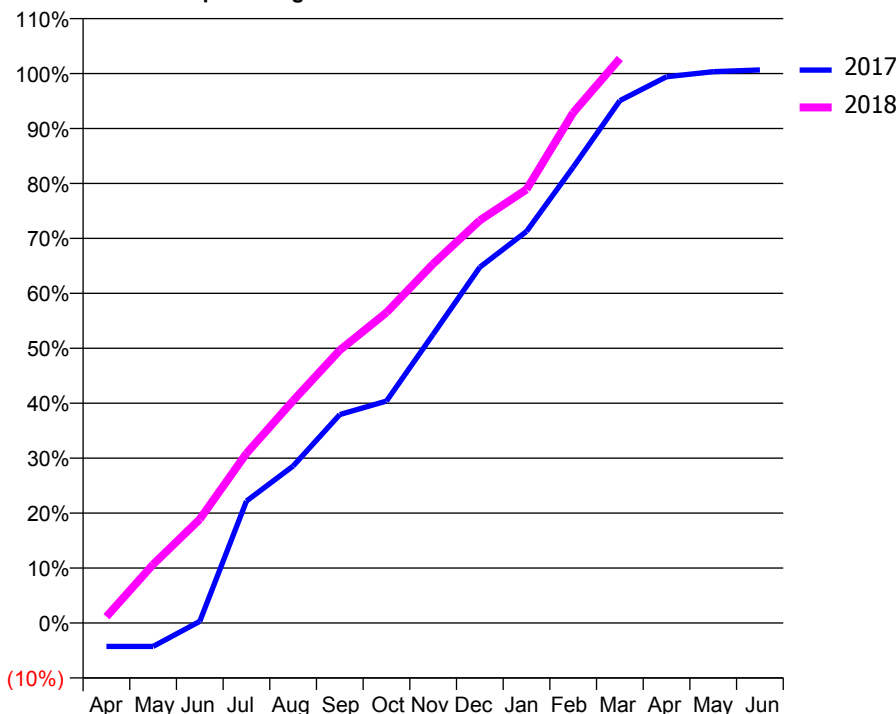
ACCESS*

Patients seen in 24 months	Total	Change since previous quarter
Quarter ending March 2017	4,451	
Quarter ending June 2017	4,463	→
Quarter ending September 2017	4,491	→
Quarter ending December 2017	4,399	↓
Quarter ending March 2018	4,617	↑
Variance since March 2017	3.7%	↑



ACTIVITY

Cumulative percentage of contracted UDA delivered 2017 & 2018



Month	Adjusted Scheduled Activity (UDA)	
	2017	2018
April	-401	108
May	-401	996
June	28	1,766
July	2,074	2,884
August	2,670	3,782
September	3,545	4,640
October	3,773	5,279
November	4,911	6,106
December	6,049	6,846
January	6,658	7,372
February	7,750	8,679
March	8,881	9,598
April	9,289	
May	9,373	
June	9,403	

QUALITY

	Quantity	Base Number	Contract	AT	Region	England
% of FP17s for the same patient ID Re-attending within 3 months - Children	169	2,025	8.3%	10.5%	11.5%	11.9%
% of FP17s for the same patient ID Re-attending within 3 months - Adults	495	3,434	14.4%	16.1%	16.8%	16.0%
% of FP17s for the same patient ID Re-attending between 3 & 9 months - Children	1,089	2,025	53.8%	43.4%	47.7%	58.3%
% of FP17s for the same patient ID Re-attending between 3 & 9 months - Adults	1,271	3,434	37.0%	35.8%	38.2%	50.3%
% of FP17s for Band 1 Urgent Courses	515	5,133	10.0%	10.9%	10.6%	9.1%
% of FP17s Relating to Free Repair or Replacements	55	5,133	1.1%	0.5%	0.6%	0.8%
% of FP17s Relating to Continuations	20	5,133	0.4%	0.7%	0.8%	1.0%
% of Patients satisfied with the dentistry they have received	5	5	N/A	89.7%	89.3%	91.5%
% of Patients satisfied with the time they had to wait for an appointment	2	5	N/A	82.7%	84.4%	87.9%

* This is based on patients treated on this contract for their most recent course of treatment. Figures in italics indicate the base number of FP17s or Patient Questionnaire responses are less than 100. N/A is shown where the base number of responses is less than 10 during the period. % is calculated as Quantity/Base number*100

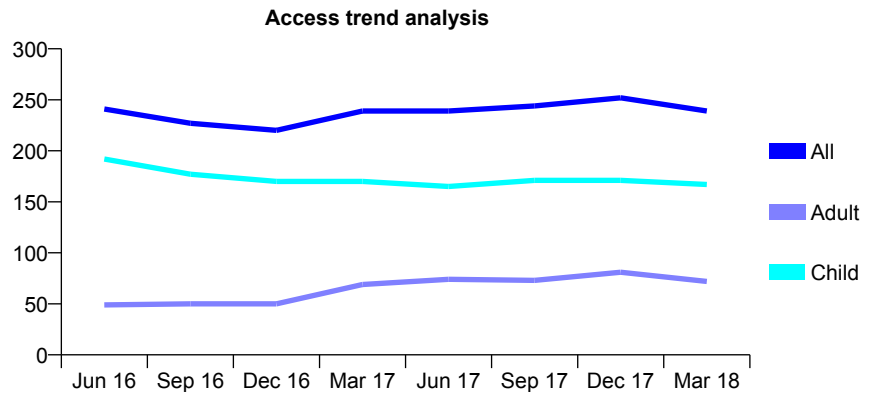
Q61 - Vital Signs At a Glance Contract Report for 629839/0001 - March 2018

Name or company name	MRS AJ SHAUL
Contract type name	GDS Contract
Purpose of contract	General
Contract start date	01/04/2006
Contract end date	

17/18 Contracted general activity (UDA)	320
Carry forward general activity (UDA)	1
17/18 Contracted orthodontic activity (UOA)	0
Carry forward orthodontic activity (UOA)	0
Baseline contract value	£8,817.95

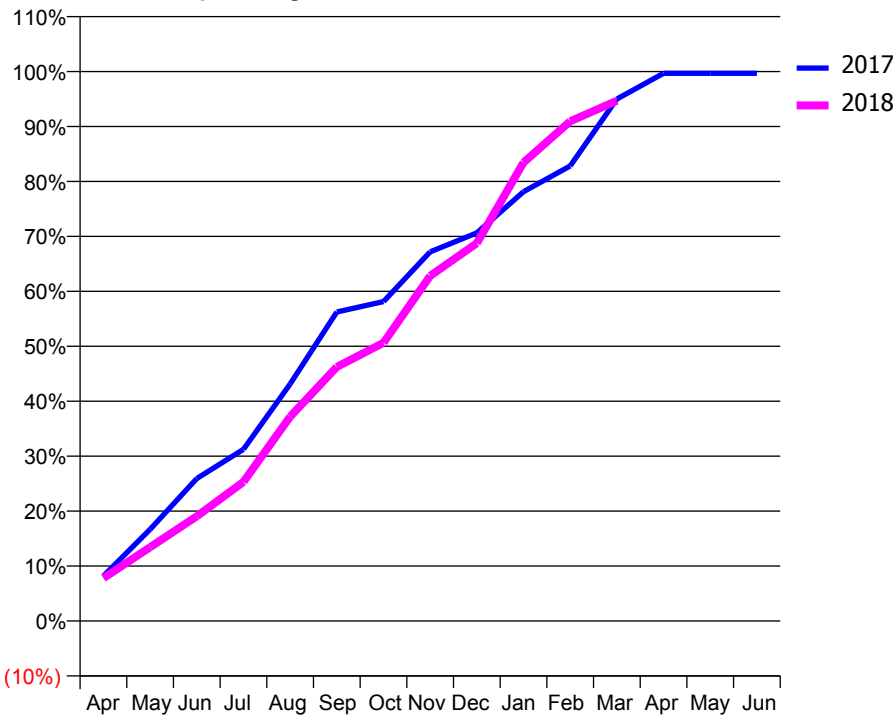
ACCESS*

Patients seen in 24 months	Total	Change since previous quarter
Quarter ending March 2017	239	
Quarter ending June 2017	239	→
Quarter ending September 2017	244	↑
Quarter ending December 2017	252	↑
Quarter ending March 2018	239	↓
Variance since March 2017	0.0%	→



ACTIVITY

Cumulative percentage of contracted UDA delivered 2017 & 2018



Month	Adjusted Scheduled Activity (UDA)	
	2017	2018
April	26	25
May	53	43
June	83	61
July	100	81
August	138	119
September	180	148
October	186	162
November	215	201
December	226	220
January	250	267
February	265	291
March	304	303
April	319	
May	319	
June	319	

QUALITY

	Quantity	Base Number	Contract	AT	Region	England
% of FP17s for the same patient ID Re-attending within 3 months - Children	12	231	5.2%	10.5%	11.5%	11.9%
% of FP17s for the same patient ID Re-attending within 3 months - Adults	2	27	7.4%	16.1%	16.8%	16.0%
% of FP17s for the same patient ID Re-attending between 3 & 9 months - Children	145	231	62.8%	43.4%	47.7%	58.3%
% of FP17s for the same patient ID Re-attending between 3 & 9 months - Adults	13	27	48.1%	35.8%	38.2%	50.3%
% of FP17s for Band 1 Urgent Courses	0	251	0.0%	10.9%	10.6%	9.1%
% of FP17s Relating to Free Repair or Replacements	0	251	0.0%	0.5%	0.6%	0.8%
% of FP17s Relating to Continuations	0	251	0.0%	0.7%	0.8%	1.0%
% of Patients satisfied with the dentistry they have received	0	0	N/A	89.7%	89.3%	91.5%
% of Patients satisfied with the time they had to wait for an appointment	0	0	N/A	82.7%	84.4%	87.9%

* This is based on patients treated on this contract for their most recent course of treatment. Figures in italics indicate the base number of FP17s or Patient Questionnaire responses are less than 100. N/A is shown where the base number of responses is less than 10 during the period. % is calculated as Quantity/Base number*100

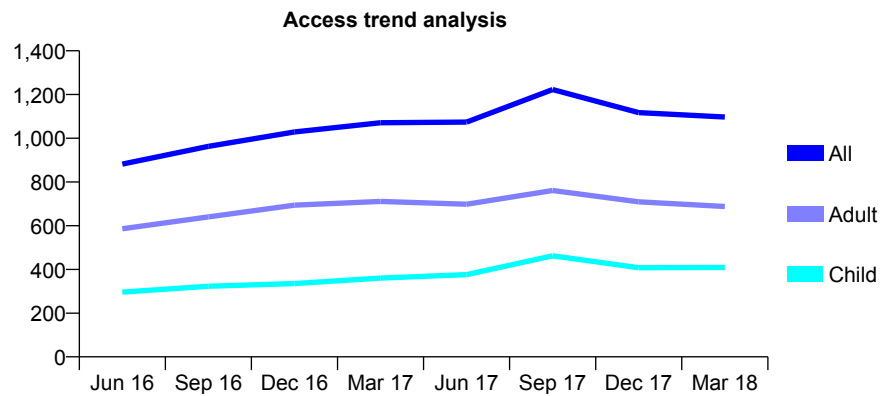
Q61 - Vital Signs At a Glance Contract Report for 630195/0001 - March 2018

Name or company name	MR M SPENCER BROWN
Contract type name	GDS Contract
Purpose of contract	General
Contract start date	01/04/2006
Contract end date	

17/18 Contracted general activity (UDA)	3,341
Carry forward general activity (UDA)	-67
17/18 Contracted orthodontic activity (UOA)	0
Carry forward orthodontic activity (UOA)	0
Baseline contract value	£128,810.84

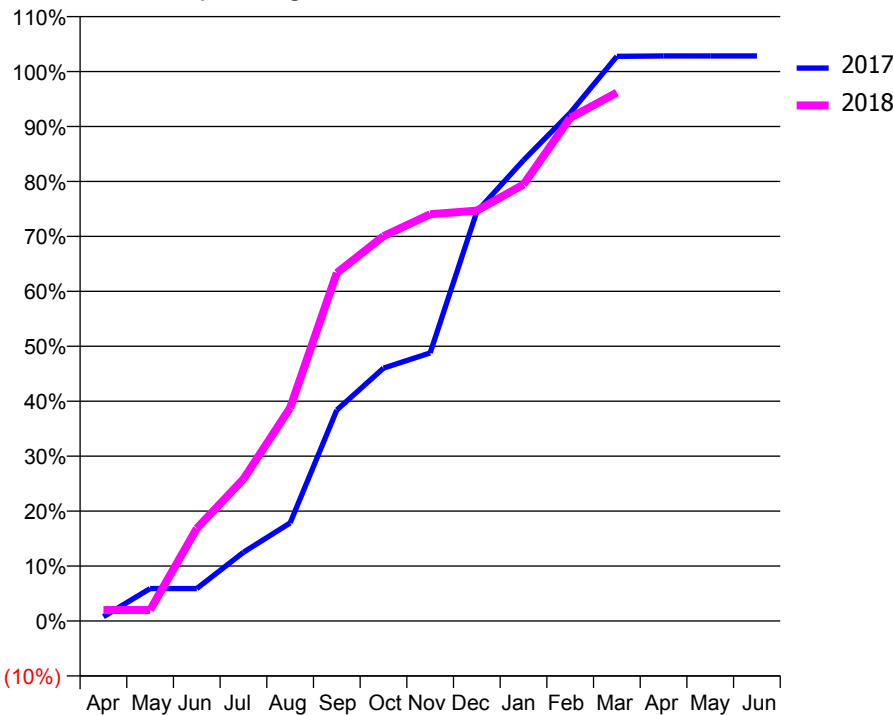
ACCESS*

Patients seen in 24 months	Total	Change since previous quarter
Quarter ending March 2017	1,071	
Quarter ending June 2017	1,074	→
Quarter ending September 2017	1,223	↑
Quarter ending December 2017	1,117	↓
Quarter ending March 2018	1,097	↓
Variance since March 2017	2.4%	↑



ACTIVITY

Cumulative percentage of contracted UDA delivered 2017 & 2018



Month	Adjusted Scheduled Activity (UDA)	
	2017	2018
April	26	67
May	197	67
June	197	563
July	418	863
August	596	1,296
September	1,283	2,117
October	1,538	2,340
November	1,630	2,473
December	2,489	2,495
January	2,801	2,654
February	3,090	3,059
March	3,433	3,213
April	3,436	
May	3,436	
June	3,436	

QUALITY

	Quantity	Base Number	Contract	AT	Region	England
% of FP17s for the same patient ID Re-attending within 3 months - Children	16	428	3.7%	10.5%	11.5%	11.9%
% of FP17s for the same patient ID Re-attending within 3 months - Adults	96	713	13.5%	16.1%	16.8%	16.0%
% of FP17s for the same patient ID Re-attending between 3 & 9 months - Children	25	428	5.8%	43.4%	47.7%	58.3%
% of FP17s for the same patient ID Re-attending between 3 & 9 months - Adults	124	713	17.4%	35.8%	38.2%	50.3%
% of FP17s for Band 1 Urgent Courses	120	873	13.7%	10.9%	10.6%	9.1%
% of FP17s Relating to Free Repair or Replacements	0	873	0.0%	0.5%	0.6%	0.8%
% of FP17s Relating to Continuations	0	873	0.0%	0.7%	0.8%	1.0%
% of Patients satisfied with the dentistry they have received	1	1	N/A	89.7%	89.3%	91.5%
% of Patients satisfied with the time they had to wait for an appointment	1	1	N/A	82.7%	84.4%	87.9%

* This is based on patients treated on this contract for their most recent course of treatment. Figures in italics indicate the base number of FP17s or Patient Questionnaire responses are less than 100. N/A is shown where the base number of responses is less than 10 during the period. % is calculated as Quantity/Base number*100

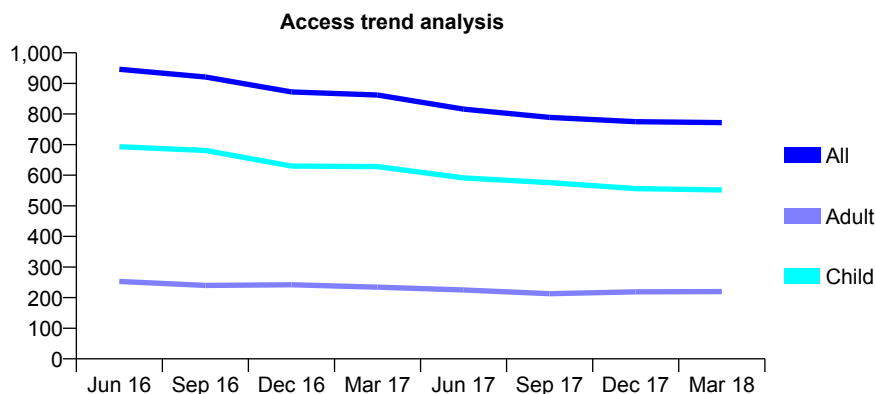
Q61 - Vital Signs At a Glance Contract Report for 642576/0001 - March 2018

Name or company name	MR CA HAWKES
Contract type name	GDS Contract
Purpose of contract	General
Contract start date	01/04/2006
Contract end date	

17/18 Contracted general activity (UDA)	1,200
Carry forward general activity (UDA)	0
17/18 Contracted orthodontic activity (UOA)	0
Carry forward orthodontic activity (UOA)	0
Baseline contract value	£28,354.84

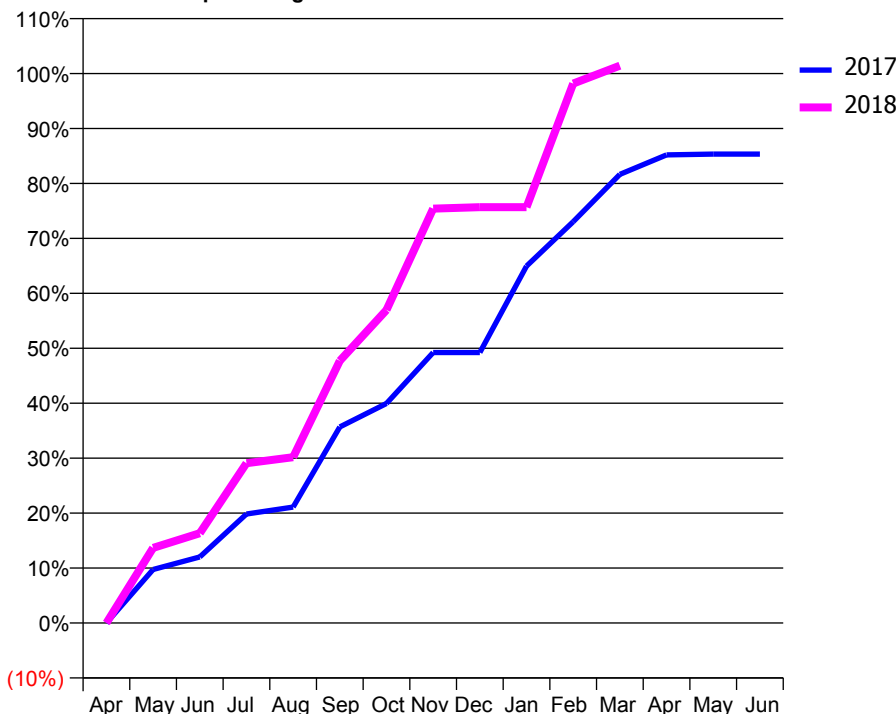
ACCESS*

Patients seen in 24 months	Total	Change since previous quarter
Quarter ending March 2017	862	
Quarter ending June 2017	816	↓
Quarter ending September 2017	789	↓
Quarter ending December 2017	775	↓
Quarter ending March 2018	772	→
Variance since March 2017	(10.4%)	↓



ACTIVITY

Cumulative percentage of contracted UDA delivered 2017 & 2018



Adjusted Scheduled Activity (UDA)

Month	2017	2018
April	0	0
May	146	164
June	180	196
July	297	349
August	316	362
September	535	573
October	599	684
November	738	905
December	738	908
January	974	908
February	1,096	1,178
March	1,225	1,217
April	1,278	
May	1,280	
June	1,280	

QUALITY

	Quantity	Base Number	Contract	AT	Region	England
% of FP17s for the same patient ID Re-attending within 3 months - Children	32	684	4.7%	10.5%	11.5%	11.9%
% of FP17s for the same patient ID Re-attending within 3 months - Adults	5	135	3.7%	16.1%	16.8%	16.0%
% of FP17s for the same patient ID Re-attending between 3 & 9 months - Children	254	684	37.1%	43.4%	47.7%	58.3%
% of FP17s for the same patient ID Re-attending between 3 & 9 months - Adults	19	135	14.1%	35.8%	38.2%	50.3%
% of FP17s for Band 1 Urgent Courses	6	792	0.8%	10.9%	10.6%	9.1%
% of FP17s Relating to Free Repair or Replacements	0	792	0.0%	0.5%	0.6%	0.8%
% of FP17s Relating to Continuations	0	792	0.0%	0.7%	0.8%	1.0%
% of Patients satisfied with the dentistry they have received	0	0	N/A	89.7%	89.3%	91.5%
% of Patients satisfied with the time they had to wait for an appointment	0	0	N/A	82.7%	84.4%	87.9%

* This is based on patients treated on this contract for their most recent course of treatment. Figures in italics indicate the base number of FP17s or Patient Questionnaire responses are less than 100. N/A is shown where the base number of responses is less than 10 during the period. % is calculated as Quantity/Base number*100

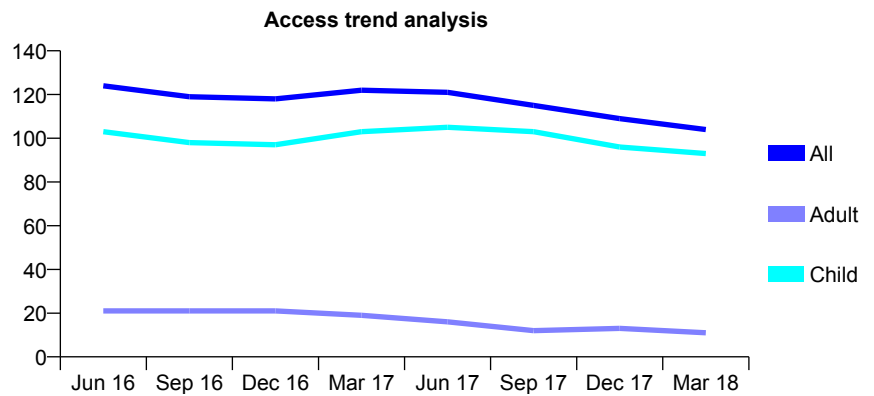
Q61 - Vital Signs At a Glance Contract Report for 643025/0001 - March 2018

Name or company name	MR PC VASWANI
Contract type name	GDS Contract
Purpose of contract	General
Contract start date	01/04/2006
Contract end date	

17/18 Contracted general activity (UDA)	260
Carry forward general activity (UDA)	0
17/18 Contracted orthodontic activity (UOA)	0
Carry forward orthodontic activity (UOA)	0
Baseline contract value	£5,888.95

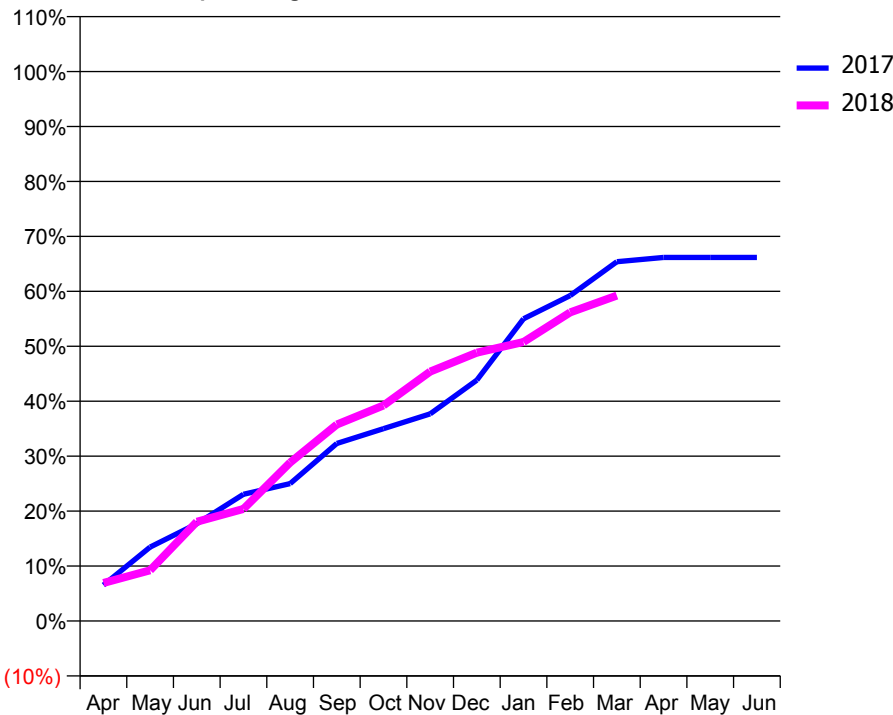
ACCESS*

Patients seen in 24 months	Total	Change since previous quarter
Quarter ending March 2017	122	
Quarter ending June 2017	121	→
Quarter ending September 2017	115	↓
Quarter ending December 2017	109	↓
Quarter ending March 2018	104	↓
Variance since March 2017	(14.8%)	↓



ACTIVITY

Cumulative percentage of contracted UDA delivered 2017 & 2018



Month	Adjusted Scheduled Activity (UDA)	
	2017	2018
April	17	18
May	35	24
June	46	47
July	60	53
August	65	75
September	84	93
October	91	102
November	98	118
December	114	127
January	143	132
February	154	146
March	170	154
April	172	
May	172	
June	172	

QUALITY

	Quantity	Base Number	Contract	AT	Region	England
% of FP17s for the same patient ID Re-attending within 3 months - Children	9	102	8.8%	10.5%	11.5%	11.9%
% of FP17s for the same patient ID Re-attending within 3 months - Adults	0	4	0.0%	16.1%	16.8%	16.0%
% of FP17s for the same patient ID Re-attending between 3 & 9 months - Children	49	102	48.0%	43.4%	47.7%	58.3%
% of FP17s for the same patient ID Re-attending between 3 & 9 months - Adults	1	4	25.0%	35.8%	38.2%	50.3%
% of FP17s for Band 1 Urgent Courses	0	104	0.0%	10.9%	10.6%	9.1%
% of FP17s Relating to Free Repair or Replacements	0	104	0.0%	0.5%	0.6%	0.8%
% of FP17s Relating to Continuations	2	104	1.9%	0.7%	0.8%	1.0%
% of Patients satisfied with the dentistry they have received	0	0	N/A	89.7%	89.3%	91.5%
% of Patients satisfied with the time they had to wait for an appointment	0	0	N/A	82.7%	84.4%	87.9%

* This is based on patients treated on this contract for their most recent course of treatment. Figures in italics indicate the base number of FP17s or Patient Questionnaire responses are less than 100. N/A is shown where the base number of responses is less than 10 during the period. % is calculated as Quantity/Base number*100

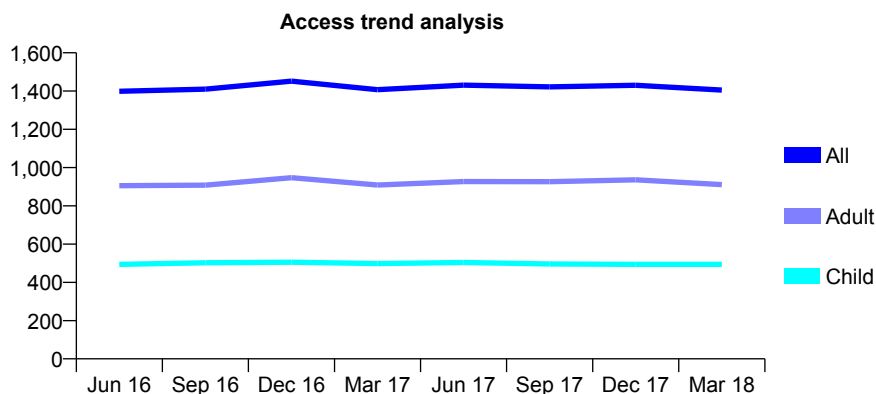
Q61 - Vital Signs At a Glance Contract Report for 643513/0001 - March 2018

Name or company name	MR JB RAVAL
Contract type name	GDS Contract
Purpose of contract	General
Contract start date	01/04/2006
Contract end date	

17/18 Contracted general activity (UDA)	6,014
Carry forward general activity (UDA)	-120
17/18 Contracted orthodontic activity (UOA)	0
Carry forward orthodontic activity (UOA)	0
Baseline contract value	£190,728.08

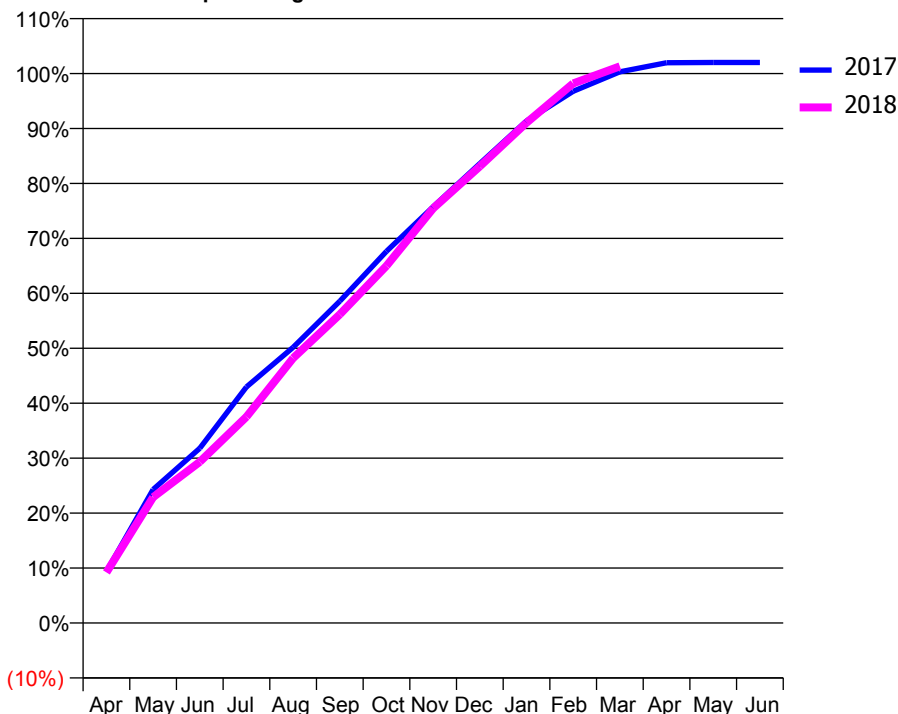
ACCESS*

Patients seen in 24 months	Total	Change since previous quarter
Quarter ending March 2017	1,407	
Quarter ending June 2017	1,431	→
Quarter ending September 2017	1,422	→
Quarter ending December 2017	1,430	→
Quarter ending March 2018	1,405	↓
Variance since March 2017	(0.1%)	→



ACTIVITY

Cumulative percentage of contracted UDA delivered 2017 & 2018



Month	Adjusted Scheduled Activity (UDA)	
	2017	2018
April	563	553
May	1,461	1,376
June	1,913	1,764
July	2,585	2,258
August	3,017	2,900
September	3,523	3,378
October	4,068	3,908
November	4,556	4,539
December	5,029	4,997
January	5,495	5,475
February	5,819	5,905
March	6,033	6,092
April	6,131	
May	6,134	
June	6,134	

QUALITY

	Quantity	Base Number	Contract	AT	Region	England
% of FP17s for the same patient ID Re-attending within 3 months - Children	21	696	3.0%	10.5%	11.5%	11.9%
% of FP17s for the same patient ID Re-attending within 3 months - Adults	34	1,076	3.2%	16.1%	16.8%	16.0%
% of FP17s for the same patient ID Re-attending between 3 & 9 months - Children	371	696	53.3%	43.4%	47.7%	58.3%
% of FP17s for the same patient ID Re-attending between 3 & 9 months - Adults	563	1,076	52.3%	35.8%	38.2%	50.3%
% of FP17s for Band 1 Urgent Courses	36	1,715	2.1%	10.9%	10.6%	9.1%
% of FP17s Relating to Free Repair or Replacements	0	1,715	0.0%	0.5%	0.6%	0.8%
% of FP17s Relating to Continuations	0	1,715	0.0%	0.7%	0.8%	1.0%
% of Patients satisfied with the dentistry they have received	3	5	N/A	89.7%	89.3%	91.5%
% of Patients satisfied with the time they had to wait for an appointment	4	5	N/A	82.7%	84.4%	87.9%

* This is based on patients treated on this contract for their most recent course of treatment. Figures in italics indicate the base number of FP17s or Patient Questionnaire responses are less than 100. N/A is shown where the base number of responses is less than 10 during the period. % is calculated as Quantity/Base number*100

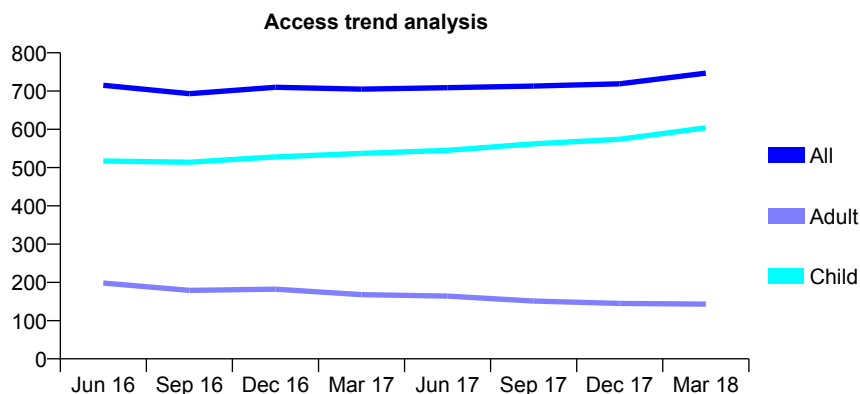
Q61 - Vital Signs At a Glance Contract Report for 644889/0001 - March 2018

Name or company name	MR C RISOLI
Contract type name	GDS Contract
Purpose of contract	General
Contract start date	01/04/2006
Contract end date	

17/18 Contracted general activity (UDA)	1,488
Carry forward general activity (UDA)	0
17/18 Contracted orthodontic activity (UOA)	0
Carry forward orthodontic activity (UOA)	0
Baseline contract value	£51,272.01

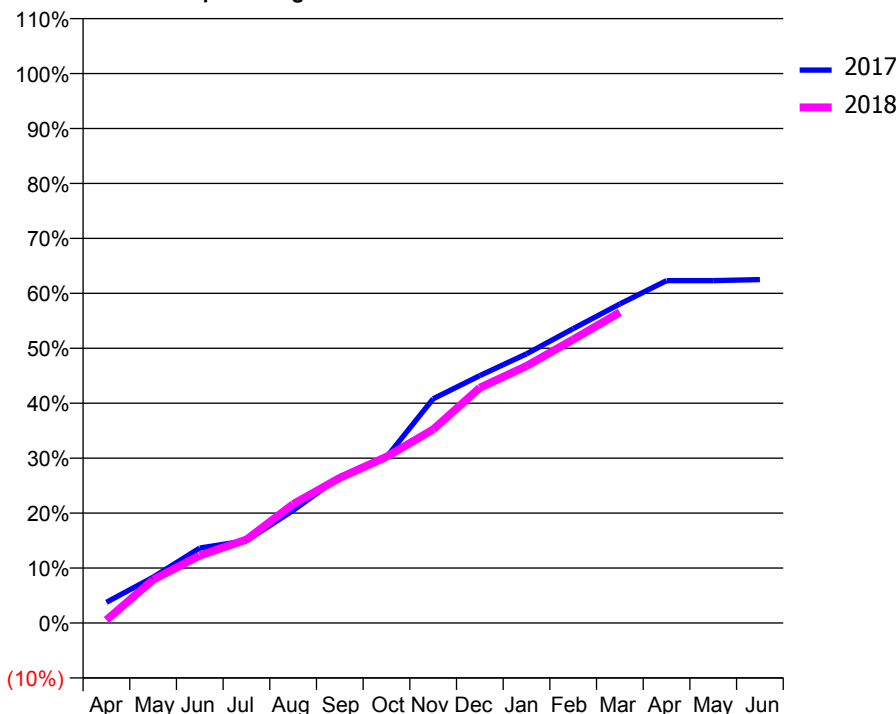
ACCESS*

Patients seen in 24 months	Total	Change since previous quarter
Quarter ending March 2017	705	
Quarter ending June 2017	709	→
Quarter ending September 2017	713	→
Quarter ending December 2017	719	→
Quarter ending March 2018	747	↑
Variance since March 2017	6.0%	↑



ACTIVITY

Cumulative percentage of contracted UDA delivered 2017 & 2018



Month	Adjusted Scheduled Activity (UDA)	
	2017	2018
April	56	8
May	124	117
June	203	183
July	223	226
August	305	322
September	396	393
October	449	450
November	607	524
December	670	637
January	729	696
February	797	768
March	864	841
April	927	
May	927	
June	930	

QUALITY

	Quantity	Base Number	Contract	AT	Region	England
% of FP17s for the same patient ID Re-attending within 3 months - Children	31	599	5.2%	10.5%	11.5%	11.9%
% of FP17s for the same patient ID Re-attending within 3 months - Adults	7	102	6.9%	16.1%	16.8%	16.0%
% of FP17s for the same patient ID Re-attending between 3 & 9 months - Children	188	599	31.4%	43.4%	47.7%	58.3%
% of FP17s for the same patient ID Re-attending between 3 & 9 months - Adults	25	102	24.5%	35.8%	38.2%	50.3%
% of FP17s for Band 1 Urgent Courses	0	656	0.0%	10.9%	10.6%	9.1%
% of FP17s Relating to Free Repair or Replacements	0	656	0.0%	0.5%	0.6%	0.8%
% of FP17s Relating to Continuations	8	656	1.2%	0.7%	0.8%	1.0%
% of Patients satisfied with the dentistry they have received	1	1	N/A	89.7%	89.3%	91.5%
% of Patients satisfied with the time they had to wait for an appointment	1	1	N/A	82.7%	84.4%	87.9%

* This is based on patients treated on this contract for their most recent course of treatment. Figures in italics indicate the base number of FP17s or Patient Questionnaire responses are less than 100. N/A is shown where the base number of responses is less than 10 during the period. % is calculated as Quantity/Base number*100

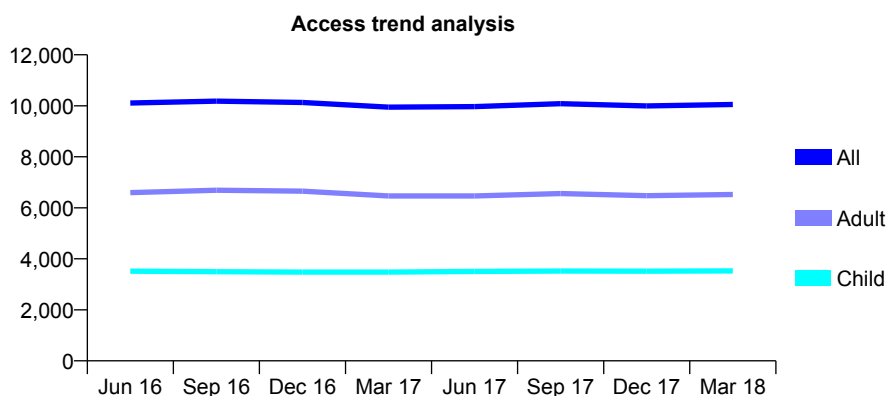
Q61 - Vital Signs At a Glance Contract Report for 650242/0001 - March 2018

Name or company name	MR H SHAH
Contract type name	GDS Contract
Purpose of contract	General and Orthodontic
Contract start date	01/04/2006
Contract end date	

17/18 Contracted general activity (UDA)	27,477
Carry forward general activity (UDA)	-358
17/18 Contracted orthodontic activity (UOA)	1,314
Carry forward orthodontic activity (UOA)	-26
Baseline contract value	£897,033.95

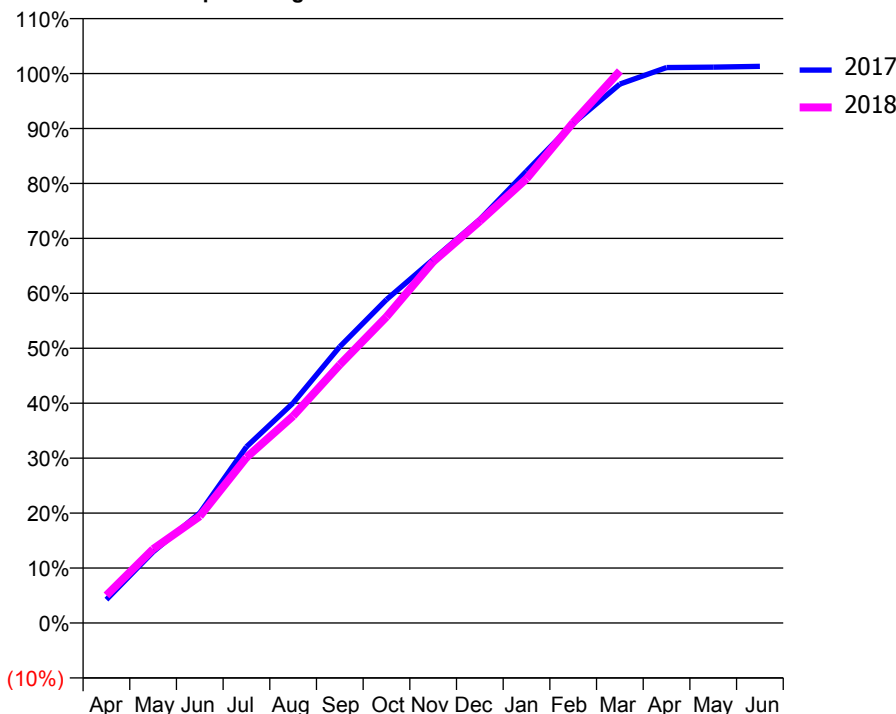
ACCESS*

Patients seen in 24 months	Total	Change since previous quarter
Quarter ending March 2017	9,947	
Quarter ending June 2017	9,970	→
Quarter ending September 2017	10,083	→
Quarter ending December 2017	9,993	→
Quarter ending March 2018	10,051	→
Variance since March 2017	1.0%	→



ACTIVITY

Cumulative percentage of contracted UDA delivered 2017 & 2018



Month	Adjusted Scheduled Activity (UDA)	
	2017	2018
April	1,168	1,385
May	3,556	3,698
June	5,501	5,339
July	8,810	8,277
August	11,003	10,352
September	13,822	12,920
October	16,170	15,313
November	18,177	18,067
December	20,179	20,094
January	22,596	22,212
February	24,982	25,027
March	26,949	27,598
April	27,773	
May	27,793	
June	27,835	

QUALITY

	Quantity	Base Number	Contract	AT	Region	England
% of FP17s for the same patient ID Re-attending within 3 months - Children	636	4,302	14.8%	10.5%	11.5%	11.9%
% of FP17s for the same patient ID Re-attending within 3 months - Adults	930	6,261	14.9%	16.1%	16.8%	16.0%
% of FP17s for the same patient ID Re-attending between 3 & 9 months - Children	1,298	4,302	30.2%	43.4%	47.7%	58.3%
% of FP17s for the same patient ID Re-attending between 3 & 9 months - Adults	1,571	6,261	25.1%	35.8%	38.2%	50.3%
% of FP17s for Band 1 Urgent Courses	1,558	9,136	17.1%	10.9%	10.6%	9.1%
% of FP17s Relating to Free Repair or Replacements	59	9,136	0.6%	0.5%	0.6%	0.8%
% of FP17s Relating to Continuations	30	9,136	0.3%	0.7%	0.8%	1.0%
% of Patients satisfied with the dentistry they have received	9	11	81.8%	89.7%	89.3%	91.5%
% of Patients satisfied with the time they had to wait for an appointment	8	11	72.7%	82.7%	84.4%	87.9%

* This is based on patients treated on this contract for their most recent course of treatment. Figures in italics indicate the base number of FP17s or Patient Questionnaire responses are less than 100. N/A is shown where the base number of responses is less than 10 during the period. % is calculated as Quantity/Base number*100

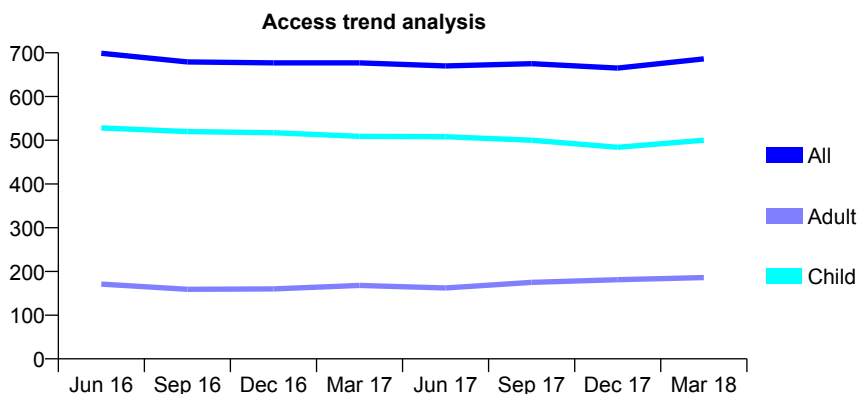
Q61 - Vital Signs At a Glance Contract Report for 650439/0001 - March 2018

Name or company name	MISS F AZIZ
Contract type name	GDS Contract
Purpose of contract	General
Contract start date	01/01/2013
Contract end date	

17/18 Contracted general activity (UDA)	1,461
Carry forward general activity (UDA)	-15
17/18 Contracted orthodontic activity (UOA)	0
Carry forward orthodontic activity (UOA)	0
Baseline contract value	£33,807.04

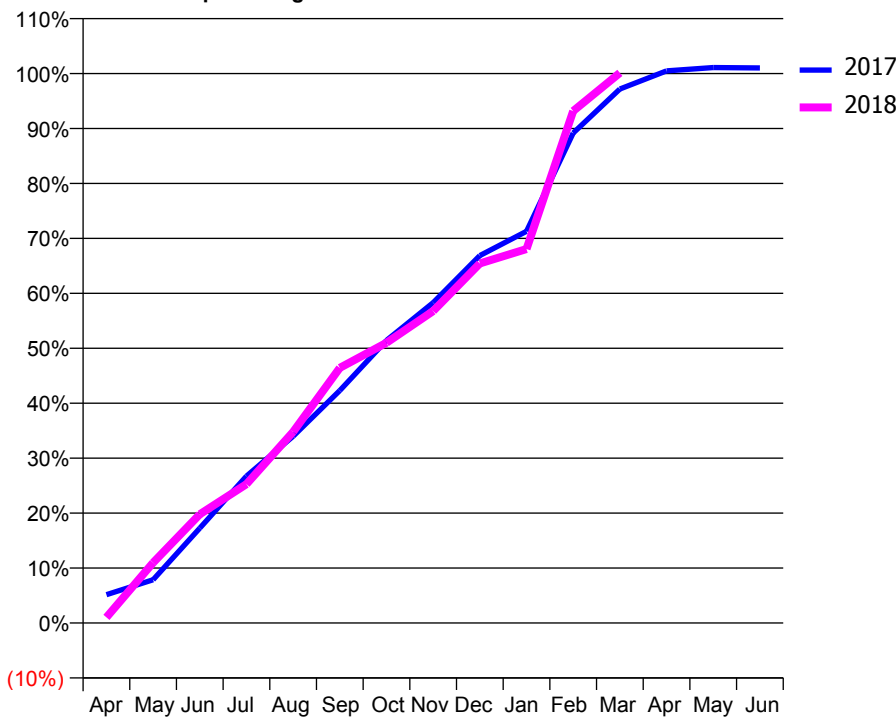
ACCESS*

Patients seen in 24 months	Total	Change since previous quarter
Quarter ending March 2017	677	
Quarter ending June 2017	670	↓
Quarter ending September 2017	675	→
Quarter ending December 2017	665	↓
Quarter ending March 2018	686	↑
Variance since March 2017	1.3%	→



ACTIVITY

Cumulative percentage of contracted UDA delivered 2017 & 2018



Month	Adjusted Scheduled Activity (UDA)	
	2017	2018
April	75	15
May	115	160
June	252	289
July	390	369
August	496	508
September	618	678
October	751	745
November	852	830
December	977	956
January	1,042	994
February	1,303	1,361
March	1,420	1,463
April	1,468	
May	1,477	
June	1,476	

QUALITY

	Quantity	Base Number	Contract	AT	Region	England
% of FP17s for the same patient ID Re-attending within 3 months - Children	51	809	6.3%	10.5%	11.5%	11.9%
% of FP17s for the same patient ID Re-attending within 3 months - Adults	11	177	6.2%	16.1%	16.8%	16.0%
% of FP17s for the same patient ID Re-attending between 3 & 9 months - Children	523	809	64.6%	43.4%	47.7%	58.3%
% of FP17s for the same patient ID Re-attending between 3 & 9 months - Adults	74	177	41.8%	35.8%	38.2%	50.3%
% of FP17s for Band 1 Urgent Courses	34	960	3.5%	10.9%	10.6%	9.1%
% of FP17s Relating to Free Repair or Replacements	0	960	0.0%	0.5%	0.6%	0.8%
% of FP17s Relating to Continuations	2	960	0.2%	0.7%	0.8%	1.0%
% of Patients satisfied with the dentistry they have received	1	1	N/A	89.7%	89.3%	91.5%
% of Patients satisfied with the time they had to wait for an appointment	1	1	N/A	82.7%	84.4%	87.9%

* This is based on patients treated on this contract for their most recent course of treatment. Figures in italics indicate the base number of FP17s or Patient Questionnaire responses are less than 100. N/A is shown where the base number of responses is less than 10 during the period. % is calculated as Quantity/Base number*100

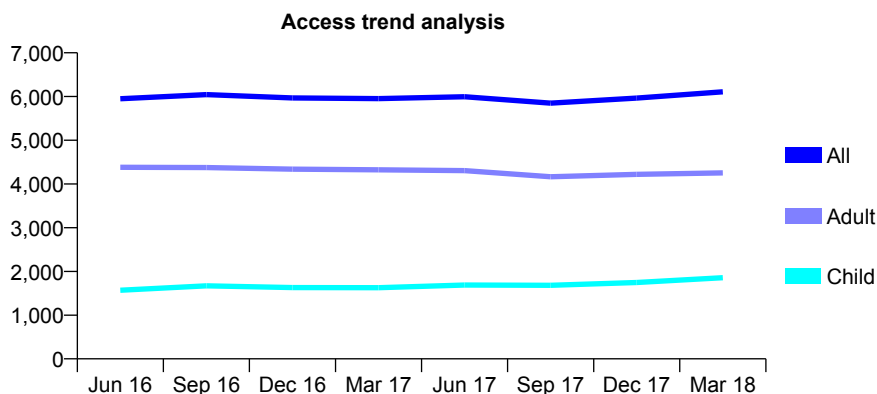
Q61 - Vital Signs At a Glance Contract Report for 650730/0001 - March 2018

Name or company name	Whitechapel Dental Centre
Contract type name	GDS Contract
Purpose of contract	General
Contract start date	01/04/2006
Contract end date	

17/18 Contracted general activity (UDA)	21,524
Carry forward general activity (UDA)	-89
17/18 Contracted orthodontic activity (UOA)	0
Carry forward orthodontic activity (UOA)	0
Baseline contract value	£713,123.44

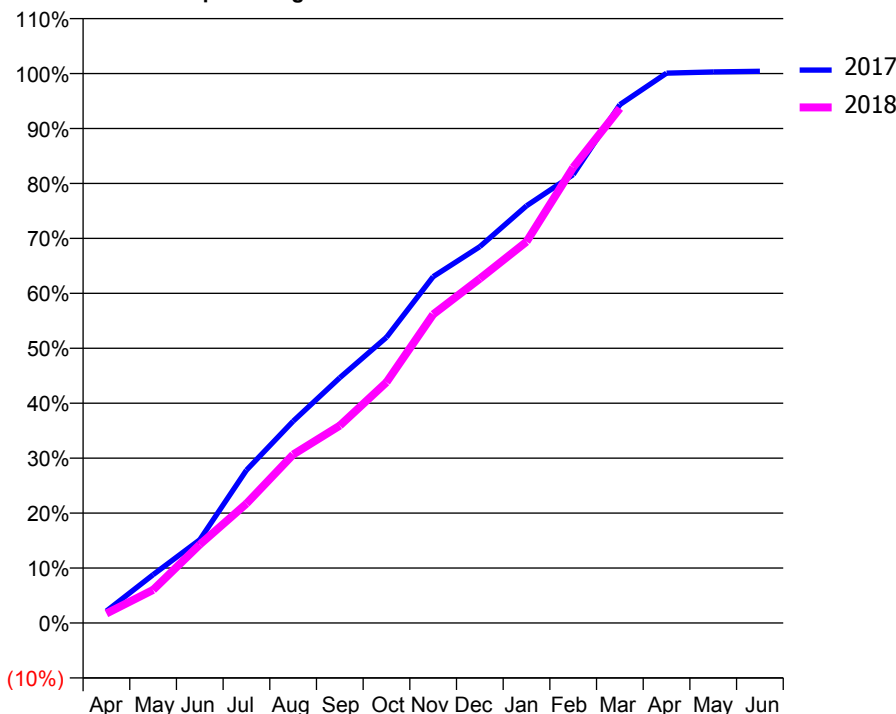
ACCESS*

Patients seen in 24 months	Total	Change since previous quarter
Quarter ending March 2017	5,953	
Quarter ending June 2017	5,994	→
Quarter ending September 2017	5,849	↓
Quarter ending December 2017	5,964	→
Quarter ending March 2018	6,109	↑
Variance since March 2017	2.6%	↑



ACTIVITY

Cumulative percentage of contracted UDA delivered 2017 & 2018



Month	Adjusted Scheduled Activity (UDA)	
	2017	2018
April	469	374
May	1,895	1,300
June	3,264	3,073
July	5,987	4,675
August	7,905	6,602
September	9,607	7,734
October	11,190	9,431
November	13,569	12,090
December	14,744	13,487
January	16,341	14,935
February	17,561	17,845
March	20,307	20,157
April	21,539	
May	21,586	
June	21,613	

QUALITY

	Quantity	Base Number	Contract	AT	Region	England
% of FP17s for the same patient ID Re-attending within 3 months - Children	238	1,997	11.9%	10.5%	11.5%	11.9%
% of FP17s for the same patient ID Re-attending within 3 months - Adults	987	4,678	21.1%	16.1%	16.8%	16.0%
% of FP17s for the same patient ID Re-attending between 3 & 9 months - Children	474	1,997	23.7%	43.4%	47.7%	58.3%
% of FP17s for the same patient ID Re-attending between 3 & 9 months - Adults	904	4,678	19.3%	35.8%	38.2%	50.3%
% of FP17s for Band 1 Urgent Courses	1,400	6,079	23.0%	10.9%	10.6%	9.1%
% of FP17s Relating to Free Repair or Replacements	18	6,079	0.3%	0.5%	0.6%	0.8%
% of FP17s Relating to Continuations	75	6,079	1.2%	0.7%	0.8%	1.0%
% of Patients satisfied with the dentistry they have received	2	2	N/A	89.7%	89.3%	91.5%
% of Patients satisfied with the time they had to wait for an appointment	1	2	N/A	82.7%	84.4%	87.9%

* This is based on patients treated on this contract for their most recent course of treatment. Figures in italics indicate the base number of FP17s or Patient Questionnaire responses are less than 100. N/A is shown where the base number of responses is less than 10 during the period. % is calculated as Quantity/Base number*100

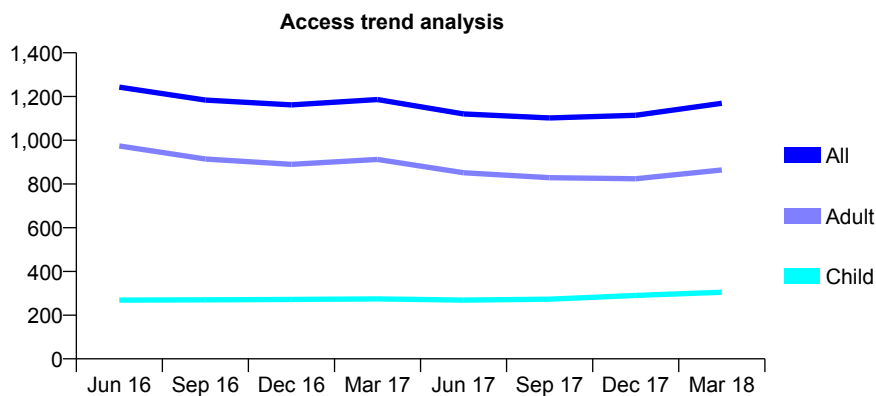
Q61 - Vital Signs At a Glance Contract Report for 656542/0001 - March 2018

Name or company name	MR JS SURDHAR
Contract type name	GDS Contract
Purpose of contract	General
Contract start date	01/04/2006
Contract end date	

17/18 Contracted general activity (UDA)	3,268
Carry forward general activity (UDA)	115
17/18 Contracted orthodontic activity (UOA)	0
Carry forward orthodontic activity (UOA)	0
Baseline contract value	£114,066.67

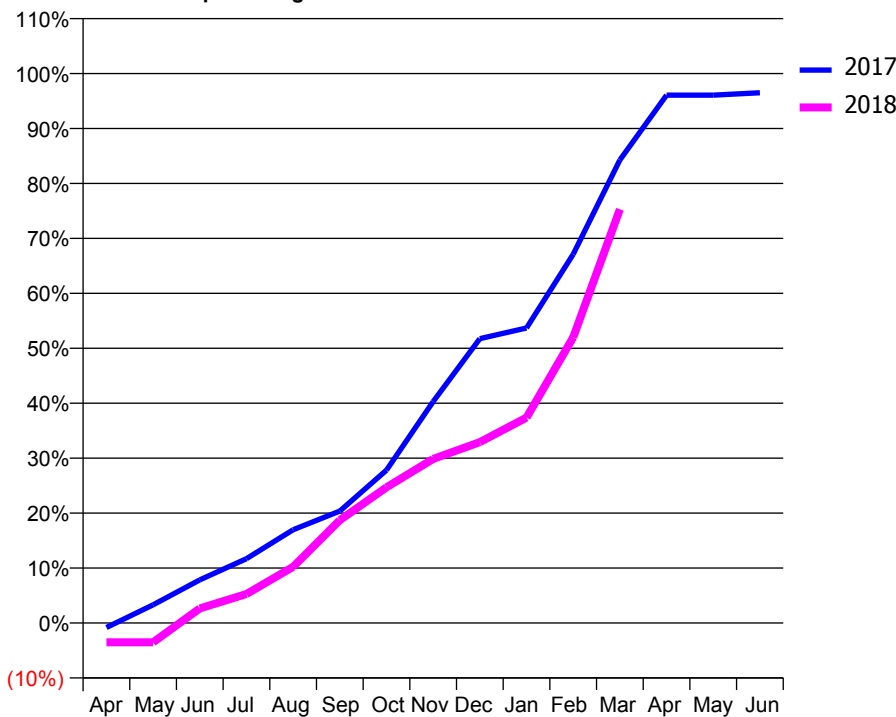
ACCESS*

Patients seen in 24 months	Total	Change since previous quarter
Quarter ending March 2017	1,186	
Quarter ending June 2017	1,120	↓
Quarter ending September 2017	1,102	↓
Quarter ending December 2017	1,114	→
Quarter ending March 2018	1,169	↑
Variance since March 2017	(1.4%)	↓



ACTIVITY

Cumulative percentage of contracted UDA delivered 2017 & 2018



Month	Adjusted Scheduled Activity (UDA)	
	2017	2018
April	-27	-115
May	108	-115
June	256	87
July	383	172
August	554	335
September	666	612
October	909	807
November	1,317	976
December	1,691	1,076
January	1,755	1,221
February	2,193	1,699
March	2,754	2,461
April	3,139	
May	3,139	
June	3,153	

QUALITY

	Quantity	Base Number	Contract	AT	Region	England
% of FP17s for the same patient ID Re-attending within 3 months - Children	23	314	7.3%	10.5%	11.5%	11.9%
% of FP17s for the same patient ID Re-attending within 3 months - Adults	114	733	15.6%	16.1%	16.8%	16.0%
% of FP17s for the same patient ID Re-attending between 3 & 9 months - Children	94	314	29.9%	43.4%	47.7%	58.3%
% of FP17s for the same patient ID Re-attending between 3 & 9 months - Adults	151	733	20.6%	35.8%	38.2%	50.3%
% of FP17s for Band 1 Urgent Courses	169	962	17.6%	10.9%	10.6%	9.1%
% of FP17s Relating to Free Repair or Replacements	0	962	0.0%	0.5%	0.6%	0.8%
% of FP17s Relating to Continuations	0	962	0.0%	0.7%	0.8%	1.0%
% of Patients satisfied with the dentistry they have received	0	0	N/A	89.7%	89.3%	91.5%
% of Patients satisfied with the time they had to wait for an appointment	0	0	N/A	82.7%	84.4%	87.9%

* This is based on patients treated on this contract for their most recent course of treatment. Figures in italics indicate the base number of FP17s or Patient Questionnaire responses are less than 100. N/A is shown where the base number of responses is less than 10 during the period. % is calculated as Quantity/Base number*100

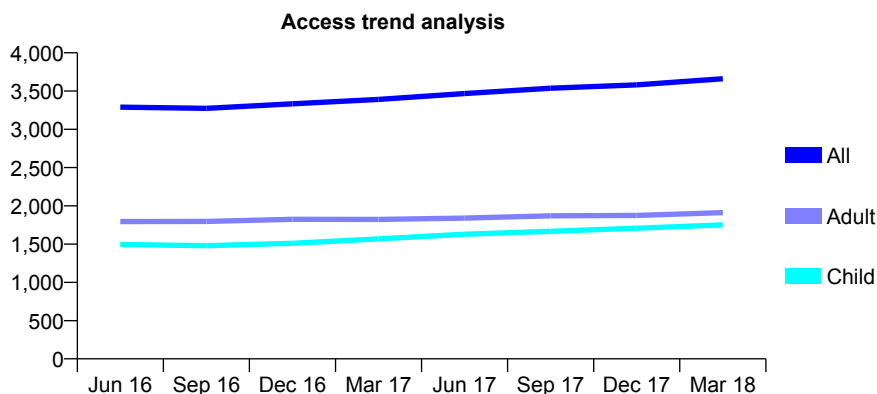
Q61 - Vital Signs At a Glance Contract Report for 661074/0002 - March 2018

Name or company name	MR SA TAVACKOLLI FARD
Contract type name	GDS Contract
Purpose of contract	General
Contract start date	01/04/2006
Contract end date	

17/18 Contracted general activity (UDA)	11,281
Carry forward general activity (UDA)	-129
17/18 Contracted orthodontic activity (UOA)	0
Carry forward orthodontic activity (UOA)	0
Baseline contract value	£293,045.12

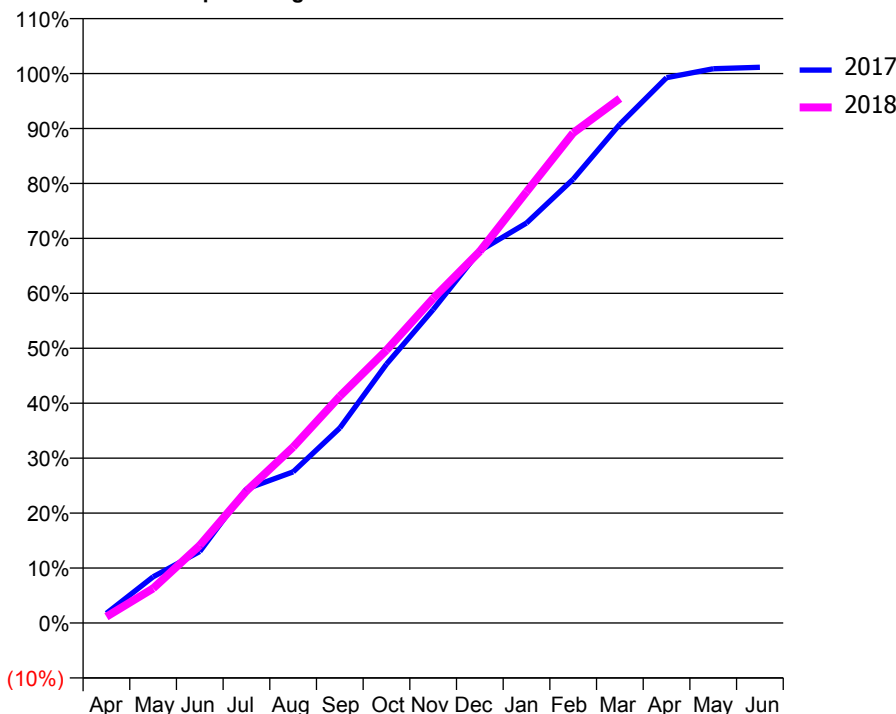
ACCESS*

Patients seen in 24 months	Total	Change since previous quarter
Quarter ending March 2017	3,391	
Quarter ending June 2017	3,468	↑
Quarter ending September 2017	3,537	→
Quarter ending December 2017	3,581	→
Quarter ending March 2018	3,661	↑
Variance since March 2017	8.0%	↑



ACTIVITY

Cumulative percentage of contracted UDA delivered 2017 & 2018



Month	Adjusted Scheduled Activity (UDA)	
	2017	2018
April	198	129
May	950	709
June	1,470	1,596
July	2,752	2,712
August	3,104	3,613
September	4,004	4,654
October	5,315	5,602
November	6,435	6,664
December	7,643	7,631
January	8,213	8,852
February	9,111	10,063
March	10,240	10,767
April	11,196	
May	11,379	
June	11,410	

QUALITY

	Quantity	Base Number	Contract	AT	Region	England
% of FP17s for the same patient ID Re-attending within 3 months - Children	61	1,723	3.5%	10.5%	11.5%	11.9%
% of FP17s for the same patient ID Re-attending within 3 months - Adults	146	1,716	8.5%	16.1%	16.8%	16.0%
% of FP17s for the same patient ID Re-attending between 3 & 9 months - Children	574	1,723	33.3%	43.4%	47.7%	58.3%
% of FP17s for the same patient ID Re-attending between 3 & 9 months - Adults	449	1,716	26.2%	35.8%	38.2%	50.3%
% of FP17s for Band 1 Urgent Courses	179	3,127	5.7%	10.9%	10.6%	9.1%
% of FP17s Relating to Free Repair or Replacements	1	3,127	0.0%	0.5%	0.6%	0.8%
% of FP17s Relating to Continuations	0	3,127	0.0%	0.7%	0.8%	1.0%
% of Patients satisfied with the dentistry they have received	0	1	N/A	89.7%	89.3%	91.5%
% of Patients satisfied with the time they had to wait for an appointment	1	1	N/A	82.7%	84.4%	87.9%

* This is based on patients treated on this contract for their most recent course of treatment. Figures in italics indicate the base number of FP17s or Patient Questionnaire responses are less than 100. N/A is shown where the base number of responses is less than 10 during the period. % is calculated as Quantity/Base number*100

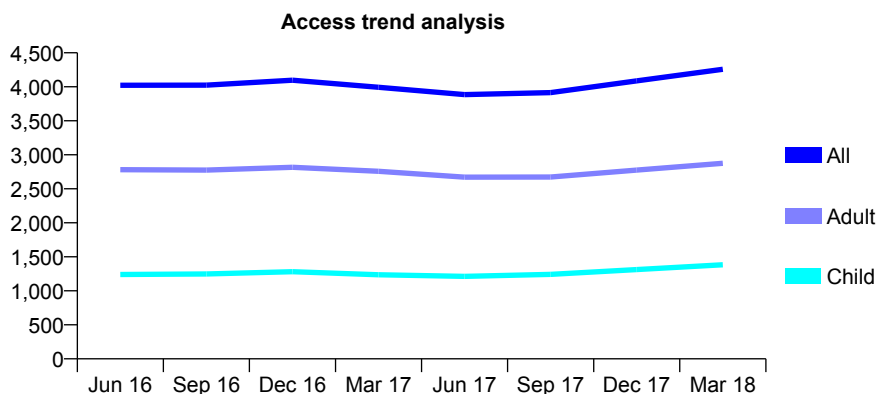
Q61 - Vital Signs At a Glance Contract Report for 673005/0001 - March 2018

Name or company name	MR C TAN
Contract type name	GDS Contract
Purpose of contract	General
Contract start date	01/04/2006
Contract end date	

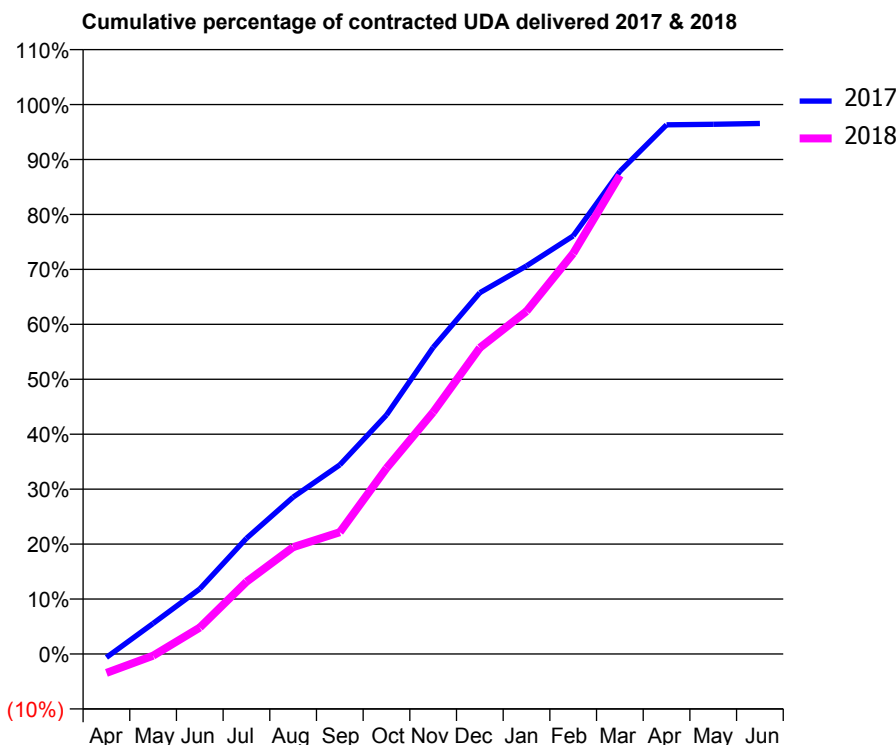
17/18 Contracted general activity (UDA)	11,571
Carry forward general activity (UDA)	399
17/18 Contracted orthodontic activity (UOA)	0
Carry forward orthodontic activity (UOA)	0
Baseline contract value	£437,866.17

ACCESS*

Patients seen in 24 months	Total	Change since previous quarter
Quarter ending March 2017	3,994	
Quarter ending June 2017	3,885	↓
Quarter ending September 2017	3,915	→
Quarter ending December 2017	4,087	↑
Quarter ending March 2018	4,258	↑
Variance since March 2017	6.6%	↑



ACTIVITY



Month	Adjusted Scheduled Activity (UDA)	
	2017	2018
April	-73	-399
May	644	-39
June	1,371	556
July	2,437	1,522
August	3,305	2,252
September	3,982	2,565
October	5,033	3,913
November	6,457	5,092
December	7,609	6,449
January	8,171	7,216
February	8,803	8,437
March	10,163	10,078
April	11,144	
May	11,156	
June	11,172	

QUALITY

	Quantity	Base Number	Contract	AT	Region	England
% of FP17s for the same patient ID Re-attending within 3 months - Children	65	1,274	5.1%	10.5%	11.5%	11.9%
% of FP17s for the same patient ID Re-attending within 3 months - Adults	325	2,674	12.2%	16.1%	16.8%	16.0%
% of FP17s for the same patient ID Re-attending between 3 & 9 months - Children	243	1,274	19.1%	43.4%	47.7%	58.3%
% of FP17s for the same patient ID Re-attending between 3 & 9 months - Adults	773	2,674	28.9%	35.8%	38.2%	50.3%
% of FP17s for Band 1 Urgent Courses	181	3,694	4.9%	10.9%	10.6%	9.1%
% of FP17s Relating to Free Repair or Replacements	20	3,694	0.5%	0.5%	0.6%	0.8%
% of FP17s Relating to Continuations	108	3,694	2.9%	0.7%	0.8%	1.0%
% of Patients satisfied with the dentistry they have received	3	3	N/A	89.7%	89.3%	91.5%
% of Patients satisfied with the time they had to wait for an appointment	3	3	N/A	82.7%	84.4%	87.9%

* This is based on patients treated on this contract for their most recent course of treatment. Figures in italics indicate the base number of FP17s or Patient Questionnaire responses are less than 100. N/A is shown where the base number of responses is less than 10 during the period. % is calculated as Quantity/Base number*100

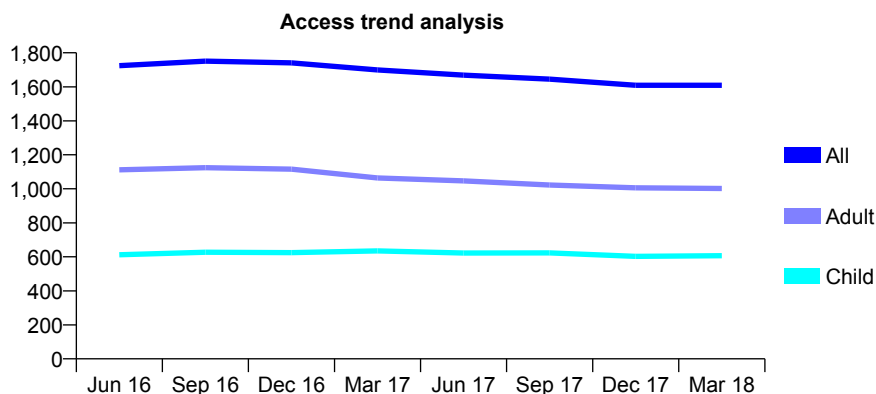
Q61 - Vital Signs At a Glance Contract Report for 673390/0001 - March 2018

Name or company name	MR A KOUCHEKIAN SABOUR
Contract type name	GDS Contract
Purpose of contract	General
Contract start date	01/04/2006
Contract end date	

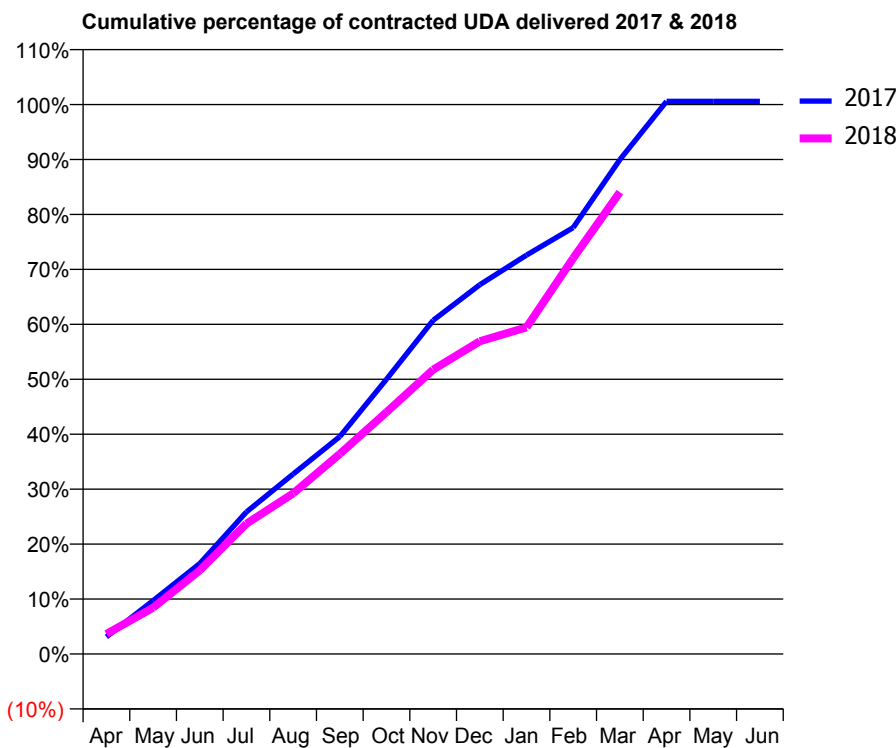
17/18 Contracted general activity (UDA)	6,846
Carry forward general activity (UDA)	-39
17/18 Contracted orthodontic activity (UOA)	0
Carry forward orthodontic activity (UOA)	0
Baseline contract value	£205,735.86

ACCESS*

Patients seen in 24 months	Total	Change since previous quarter
Quarter ending March 2017	1,699	
Quarter ending June 2017	1,669	↓
Quarter ending September 2017	1,645	↓
Quarter ending December 2017	1,609	↓
Quarter ending March 2018	1,609	→
Variance since March 2017	(5.3%)	↓



ACTIVITY



Month	Adjusted Scheduled Activity (UDA)	
	2017	2018
April	214	249
May	665	577
June	1,128	1,043
July	1,770	1,624
August	2,241	2,001
September	2,709	2,493
October	3,422	3,012
November	4,157	3,542
December	4,600	3,897
January	4,970	4,069
February	5,313	4,931
March	6,160	5,754
April	6,885	
May	6,885	
June	6,885	

QUALITY

	Quantity	Base Number	Contract	AT	Region	England
% of FP17s for the same patient ID Re-attending within 3 months - Children	58	903	6.4%	10.5%	11.5%	11.9%
% of FP17s for the same patient ID Re-attending within 3 months - Adults	163	1,161	14.0%	16.1%	16.8%	16.0%
% of FP17s for the same patient ID Re-attending between 3 & 9 months - Children	593	903	65.7%	43.4%	47.7%	58.3%
% of FP17s for the same patient ID Re-attending between 3 & 9 months - Adults	575	1,161	49.5%	35.8%	38.2%	50.3%
% of FP17s for Band 1 Urgent Courses	274	1,910	14.3%	10.9%	10.6%	9.1%
% of FP17s Relating to Free Repair or Replacements	0	1,910	0.0%	0.5%	0.6%	0.8%
% of FP17s Relating to Continuations	0	1,910	0.0%	0.7%	0.8%	1.0%
% of Patients satisfied with the dentistry they have received	0	0	N/A	89.7%	89.3%	91.5%
% of Patients satisfied with the time they had to wait for an appointment	0	0	N/A	82.7%	84.4%	87.9%

* This is based on patients treated on this contract for their most recent course of treatment. Figures in italics indicate the base number of FP17s or Patient Questionnaire responses are less than 100. N/A is shown where the base number of responses is less than 10 during the period. % is calculated as Quantity/Base number*100

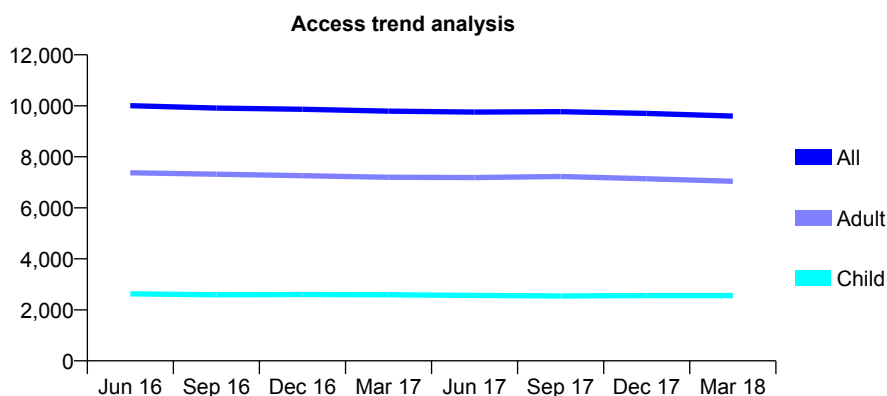
Q61 - Vital Signs At a Glance Contract Report for 673943/0001 - March 2018

Name or company name	Pashazadeh, Moghadam and Moghaddam
Contract type name	GDS Contract
Purpose of contract	General
Contract start date	01/04/2006
Contract end date	

17/18 Contracted general activity (UDA)	33,784
Carry forward general activity (UDA)	-265
17/18 Contracted orthodontic activity (UOA)	0
Carry forward orthodontic activity (UOA)	0
Baseline contract value	£1,082,228.75

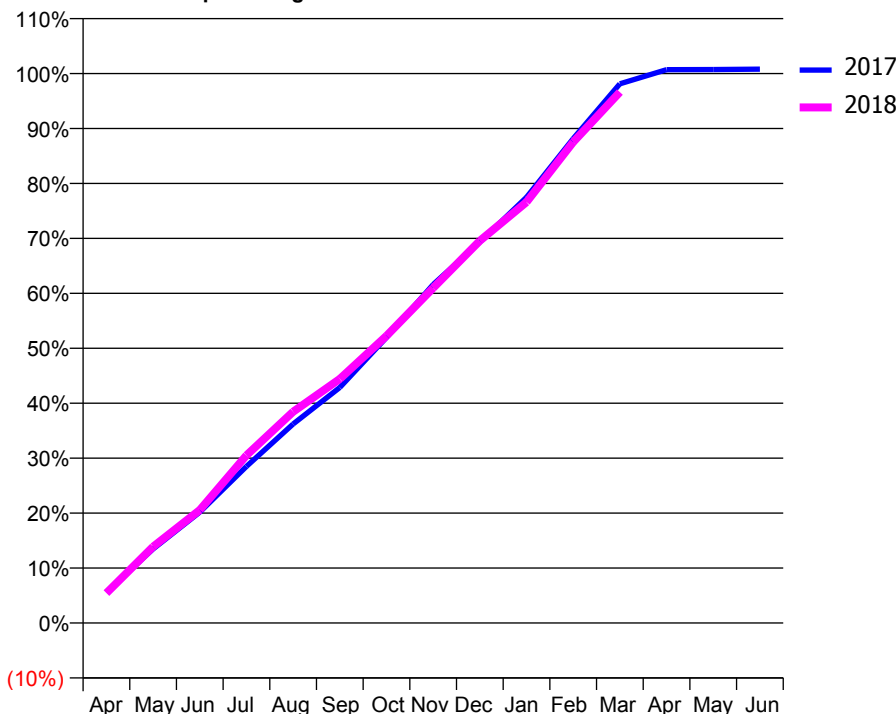
ACCESS*

Patients seen in 24 months	Total	Change since previous quarter
Quarter ending March 2017	9,791	
Quarter ending June 2017	9,752	→
Quarter ending September 2017	9,770	→
Quarter ending December 2017	9,701	→
Quarter ending March 2018	9,596	↓
Variance since March 2017	(2.0%)	↓



ACTIVITY

Cumulative percentage of contracted UDA delivered 2017 & 2018



Month	Adjusted Scheduled Activity (UDA)	
	2017	2018
April	1,903	1,842
May	4,556	4,697
June	6,815	6,947
July	9,630	10,305
August	12,235	12,993
September	14,480	15,006
October	17,557	17,659
November	20,810	20,600
December	23,429	23,500
January	26,177	25,881
February	29,778	29,570
March	33,146	32,643
April	34,021	
May	34,030	
June	34,049	

QUALITY

	Quantity	Base Number	Contract	AT	Region	England
% of FP17s for the same patient ID Re-attending within 3 months - Children	273	2,636	10.4%	10.5%	11.5%	11.9%
% of FP17s for the same patient ID Re-attending within 3 months - Adults	1,316	7,365	17.9%	16.1%	16.8%	16.0%
% of FP17s for the same patient ID Re-attending between 3 & 9 months - Children	885	2,636	33.6%	43.4%	47.7%	58.3%
% of FP17s for the same patient ID Re-attending between 3 & 9 months - Adults	2,479	7,365	33.7%	35.8%	38.2%	50.3%
% of FP17s for Band 1 Urgent Courses	1,673	9,683	17.3%	10.9%	10.6%	9.1%
% of FP17s Relating to Free Repair or Replacements	22	9,683	0.2%	0.5%	0.6%	0.8%
% of FP17s Relating to Continuations	3	9,683	0.0%	0.7%	0.8%	1.0%
% of Patients satisfied with the dentistry they have received	6	7	N/A	89.7%	89.3%	91.5%
% of Patients satisfied with the time they had to wait for an appointment	5	7	N/A	82.7%	84.4%	87.9%

* This is based on patients treated on this contract for their most recent course of treatment. Figures in italics indicate the base number of FP17s or Patient Questionnaire responses are less than 100. N/A is shown where the base number of responses is less than 10 during the period. % is calculated as Quantity/Base number*100

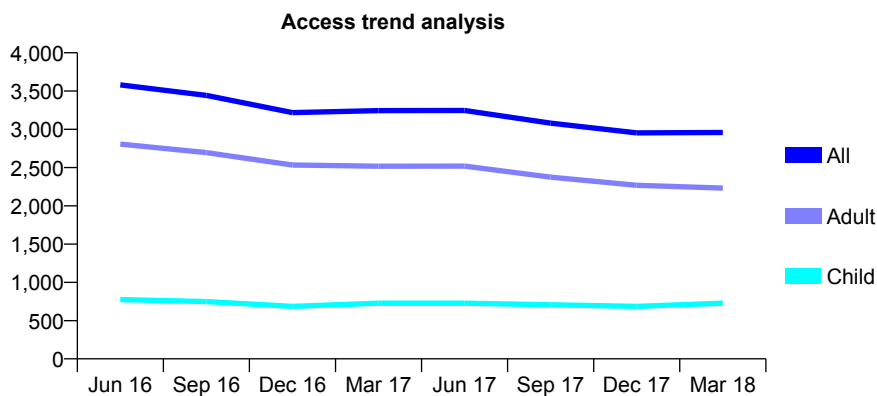
Q61 - Vital Signs At a Glance Contract Report for 675083/0001 - March 2018

Name or company name	MR S TABIBZADEH
Contract type name	GDS Contract
Purpose of contract	General
Contract start date	01/04/2006
Contract end date	

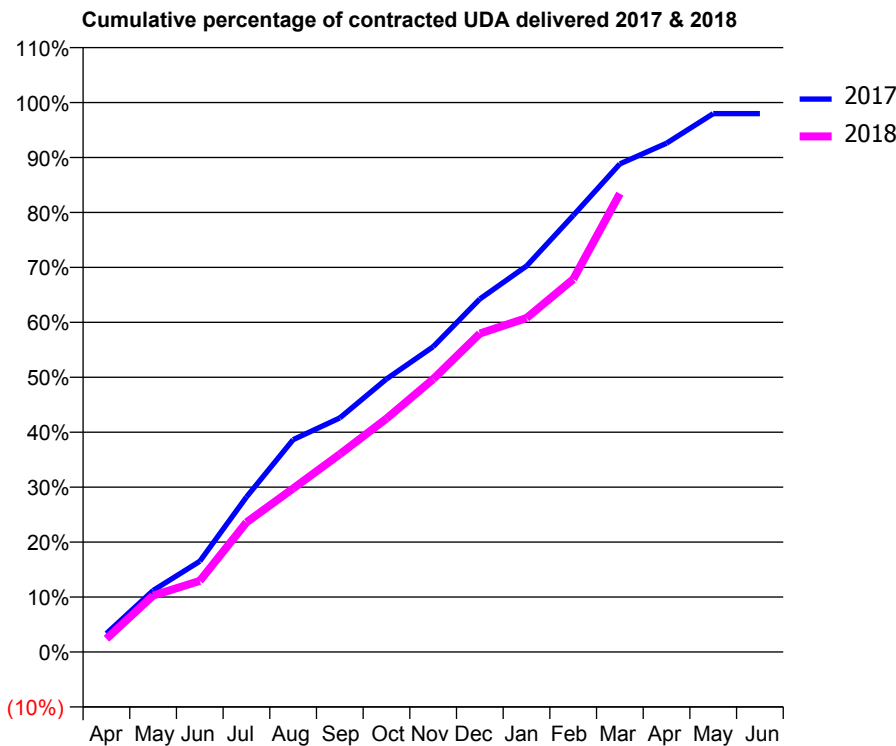
17/18 Contracted general activity (UDA)	13,995
Carry forward general activity (UDA)	0
17/18 Contracted orthodontic activity (UOA)	0
Carry forward orthodontic activity (UOA)	0
Baseline contract value	£494,186.78

ACCESS*

Patients seen in 24 months	Total	Change since previous quarter
Quarter ending March 2017	3,245	
Quarter ending June 2017	3,247	→
Quarter ending September 2017	3,080	↓
Quarter ending December 2017	2,953	↓
Quarter ending March 2018	2,958	→
Variance since March 2017	(8.8%)	↓



ACTIVITY



Month	Adjusted Scheduled Activity (UDA)	
	2017	2018
April	470	338
May	1,568	1,439
June	2,310	1,812
July	3,948	3,304
August	5,410	4,167
September	5,961	5,039
October	6,953	5,946
November	7,776	6,950
December	8,993	8,111
January	9,830	8,506
February	11,116	9,495
March	12,431	11,676
April	12,958	
May	13,711	
June	13,711	

QUALITY

	Quantity	Base Number	Contract	AT	Region	England
% of FP17s for the same patient ID Re-attending within 3 months - Children	29	643	4.5%	10.5%	11.5%	11.9%
% of FP17s for the same patient ID Re-attending within 3 months - Adults	271	1,946	13.9%	16.1%	16.8%	16.0%
% of FP17s for the same patient ID Re-attending between 3 & 9 months - Children	163	643	25.3%	43.4%	47.7%	58.3%
% of FP17s for the same patient ID Re-attending between 3 & 9 months - Adults	511	1,946	26.3%	35.8%	38.2%	50.3%
% of FP17s for Band 1 Urgent Courses	263	2,361	11.1%	10.9%	10.6%	9.1%
% of FP17s Relating to Free Repair or Replacements	0	2,361	0.0%	0.5%	0.6%	0.8%
% of FP17s Relating to Continuations	34	2,361	1.4%	0.7%	0.8%	1.0%
% of Patients satisfied with the dentistry they have received	0	1	N/A	89.7%	89.3%	91.5%
% of Patients satisfied with the time they had to wait for an appointment	1	1	N/A	82.7%	84.4%	87.9%

* This is based on patients treated on this contract for their most recent course of treatment. Figures in italics indicate the base number of FP17s or Patient Questionnaire responses are less than 100. N/A is shown where the base number of responses is less than 10 during the period. % is calculated as Quantity/Base number*100

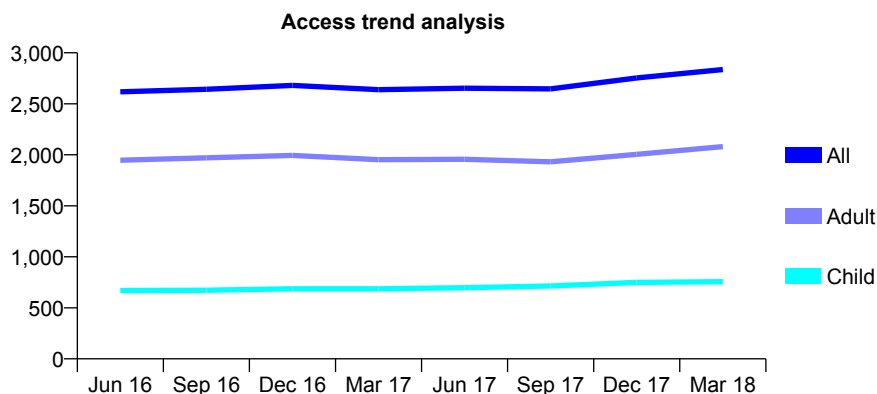
Q61 - Vital Signs At a Glance Contract Report for 677809/0001 - March 2018

Name or company name	MR QM KHALIL
Contract type name	GDS Contract
Purpose of contract	General
Contract start date	01/04/2006
Contract end date	

17/18 Contracted general activity (UDA)	10,923
Carry forward general activity (UDA)	-121
17/18 Contracted orthodontic activity (UOA)	0
Carry forward orthodontic activity (UOA)	0
Baseline contract value	£331,207.37

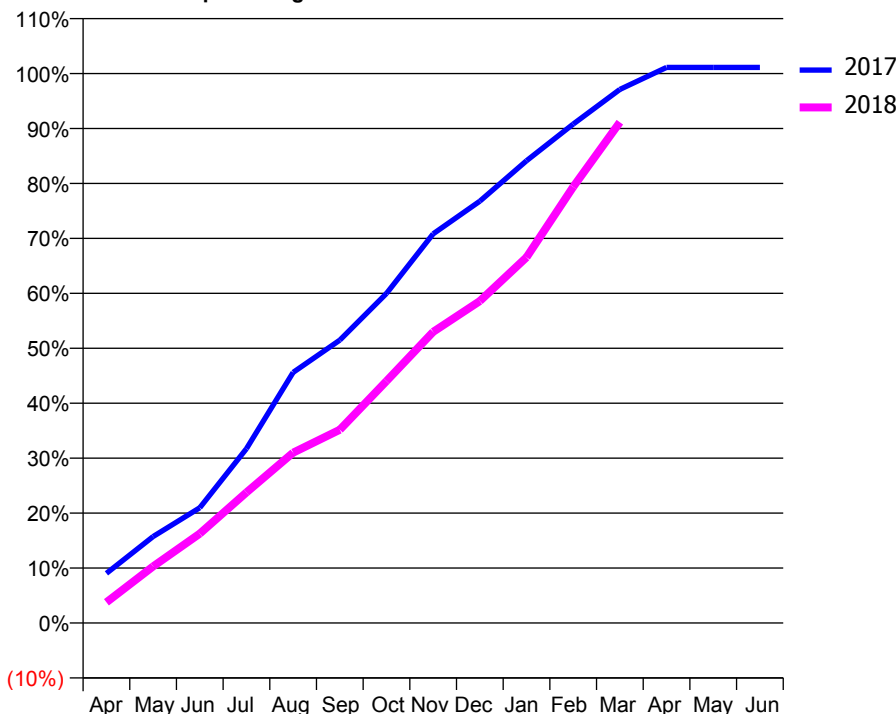
ACCESS*

Patients seen in 24 months	Total	Change since previous quarter
Quarter ending March 2017	2,639	
Quarter ending June 2017	2,653	→
Quarter ending September 2017	2,646	→
Quarter ending December 2017	2,754	↑
Quarter ending March 2018	2,836	↑
Variance since March 2017	7.5%	↑



ACTIVITY

Cumulative percentage of contracted UDA delivered 2017 & 2018



Adjusted Scheduled Activity (UDA)

Month	2017	2018
April	988	411
May	1,719	1,124
June	2,292	1,778
July	3,467	2,597
August	4,983	3,387
September	5,623	3,841
October	6,551	4,809
November	7,736	5,788
December	8,385	6,399
January	9,189	7,268
February	9,917	8,669
March	10,606	9,954
April	11,044	
May	11,044	
June	11,044	

QUALITY

	Quantity	Base Number	Contract	AT	Region	England
% of FP17s for the same patient ID Re-attending within 3 months - Children	44	923	4.8%	10.5%	11.5%	11.9%
% of FP17s for the same patient ID Re-attending within 3 months - Adults	255	2,099	12.1%	16.1%	16.8%	16.0%
% of FP17s for the same patient ID Re-attending between 3 & 9 months - Children	368	923	39.9%	43.4%	47.7%	58.3%
% of FP17s for the same patient ID Re-attending between 3 & 9 months - Adults	629	2,099	30.0%	35.8%	38.2%	50.3%
% of FP17s for Band 1 Urgent Courses	247	2,907	8.5%	10.9%	10.6%	9.1%
% of FP17s Relating to Free Repair or Replacements	26	2,907	0.9%	0.5%	0.6%	0.8%
% of FP17s Relating to Continuations	36	2,907	1.2%	0.7%	0.8%	1.0%
% of Patients satisfied with the dentistry they have received	1	2	N/A	89.7%	89.3%	91.5%
% of Patients satisfied with the time they had to wait for an appointment	1	2	N/A	82.7%	84.4%	87.9%

* This is based on patients treated on this contract for their most recent course of treatment. Figures in italics indicate the base number of FP17s or Patient Questionnaire responses are less than 100. N/A is shown where the base number of responses is less than 10 during the period. % is calculated as Quantity/Base number*100

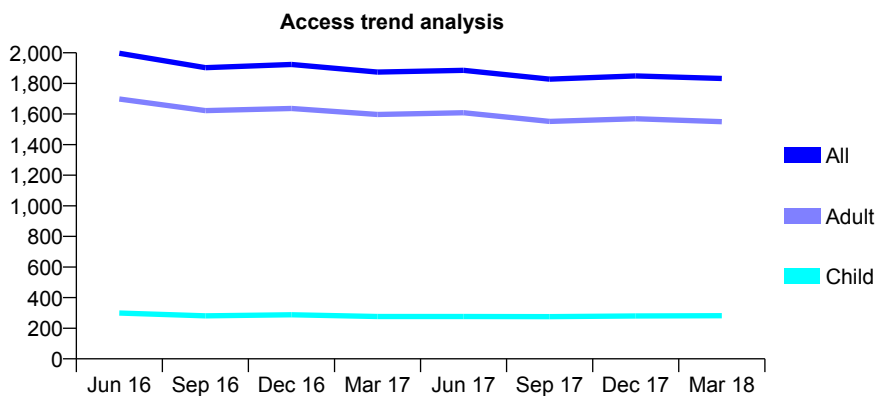
Q61 - Vital Signs At a Glance Contract Report for 680761/0002 - March 2018

Name or company name	MISS A KHAN
Contract type name	GDS Contract
Purpose of contract	General
Contract start date	15/03/2012
Contract end date	

17/18 Contracted general activity (UDA)	6,000
Carry forward general activity (UDA)	-83
17/18 Contracted orthodontic activity (UOA)	0
Carry forward orthodontic activity (UOA)	0
Baseline contract value	£166,959.54

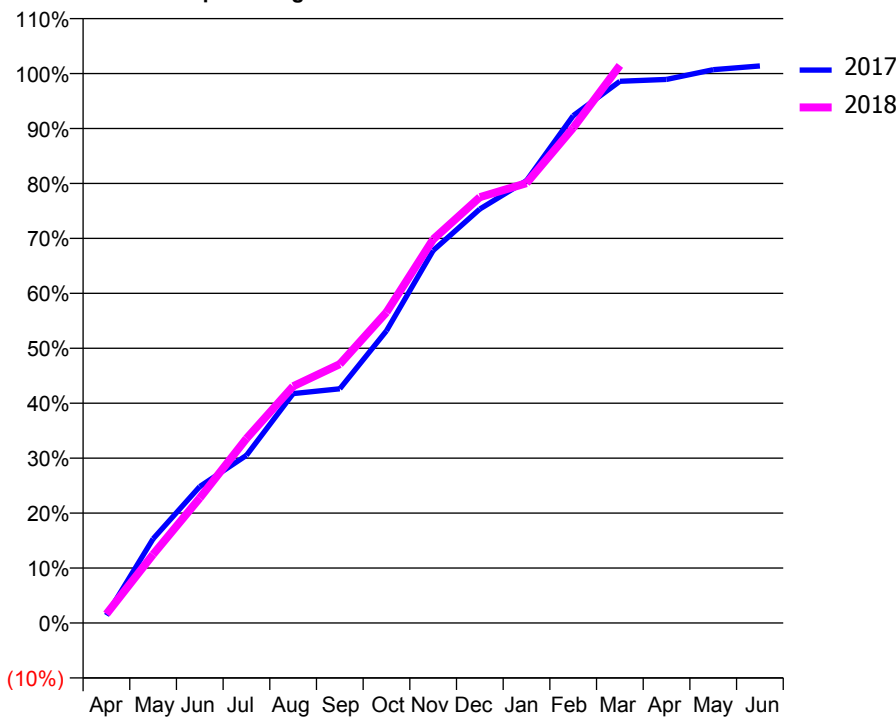
ACCESS*

Patients seen in 24 months	Total	Change since previous quarter
Quarter ending March 2017	1,874	
Quarter ending June 2017	1,885	→
Quarter ending September 2017	1,828	↓
Quarter ending December 2017	1,849	→
Quarter ending March 2018	1,832	→
Variance since March 2017	(2.2%)	↓



ACTIVITY

Cumulative percentage of contracted UDA delivered 2017 & 2018



Adjusted Scheduled Activity (UDA)

Month	2017	2018
April	84	99
May	919	749
June	1,490	1,364
July	1,831	2,015
August	2,506	2,585
September	2,557	2,827
October	3,191	3,394
November	4,068	4,190
December	4,520	4,650
January	4,830	4,802
February	5,539	5,407
March	5,914	6,088
April	5,935	
May	6,042	
June	6,083	

QUALITY

	Quantity	Base Number	Contract	AT	Region	England
% of FP17s for the same patient ID Re-attending within 3 months - Children	16	321	5.0%	10.5%	11.5%	11.9%
% of FP17s for the same patient ID Re-attending within 3 months - Adults	366	2,005	18.3%	16.1%	16.8%	16.0%
% of FP17s for the same patient ID Re-attending between 3 & 9 months - Children	136	321	42.4%	43.4%	47.7%	58.3%
% of FP17s for the same patient ID Re-attending between 3 & 9 months - Adults	793	2,005	39.6%	35.8%	38.2%	50.3%
% of FP17s for Band 1 Urgent Courses	262	2,233	11.7%	10.9%	10.6%	9.1%
% of FP17s Relating to Free Repair or Replacements	32	2,233	1.4%	0.5%	0.6%	0.8%
% of FP17s Relating to Continuations	17	2,233	0.8%	0.7%	0.8%	1.0%
% of Patients satisfied with the dentistry they have received	1	1	N/A	89.7%	89.3%	91.5%
% of Patients satisfied with the time they had to wait for an appointment	1	1	N/A	82.7%	84.4%	87.9%

* This is based on patients treated on this contract for their most recent course of treatment. Figures in italics indicate the base number of FP17s or Patient Questionnaire responses are less than 100. N/A is shown where the base number of responses is less than 10 during the period. % is calculated as Quantity/Base number*100

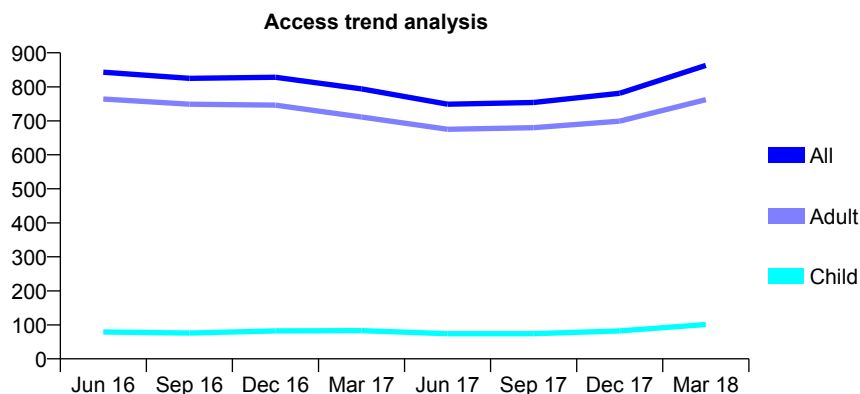
Q61 - Vital Signs At a Glance Contract Report for 681601/0001 - March 2018

Name or company name	Dental Centre @N4
Contract type name	GDS Contract
Purpose of contract	General
Contract start date	01/04/2006
Contract end date	

17/18 Contracted general activity (UDA)	3,000
Carry forward general activity (UDA)	-60
17/18 Contracted orthodontic activity (UOA)	0
Carry forward orthodontic activity (UOA)	0
Baseline contract value	£80,530.32

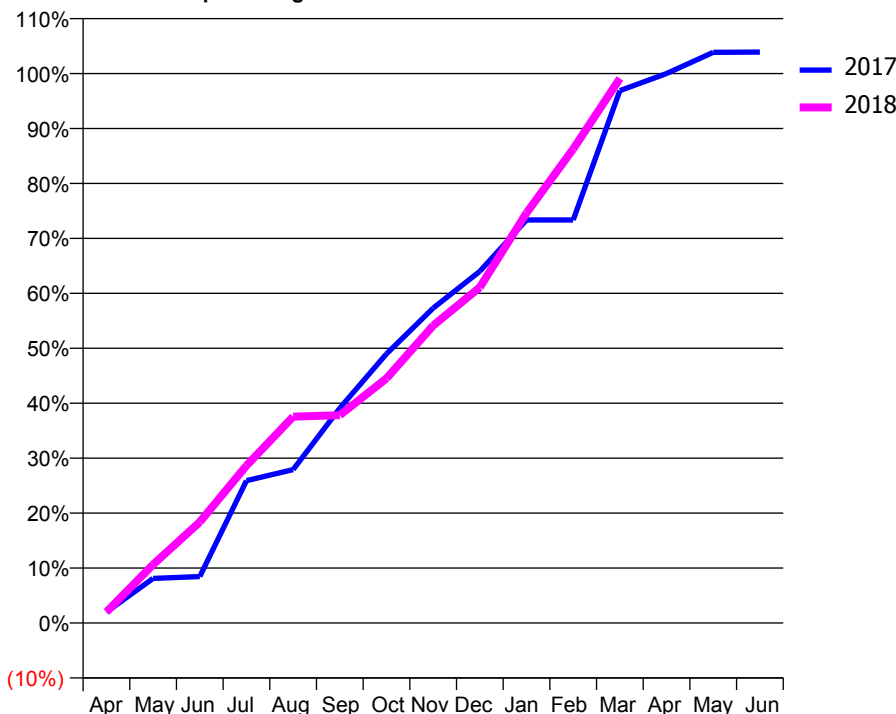
ACCESS*

Patients seen in 24 months	Total	Change since previous quarter
Quarter ending March 2017	794	
Quarter ending June 2017	749	↓
Quarter ending September 2017	754	→
Quarter ending December 2017	781	↑
Quarter ending March 2018	863	↑
Variance since March 2017	8.7%	↑



ACTIVITY

Cumulative percentage of contracted UDA delivered 2017 & 2018



Month	Adjusted Scheduled Activity (UDA)	
	2017	2018
April	60	60
May	243	319
June	254	551
July	777	859
August	837	1,127
September	1,173	1,135
October	1,469	1,335
November	1,719	1,624
December	1,920	1,832
January	2,201	2,239
February	2,201	2,588
March	2,907	2,973
April	3,000	
May	3,116	
June	3,117	

QUALITY

	Quantity	Base Number	Contract	AT	Region	England
% of FP17s for the same patient ID Re-attending within 3 months - Children	16	127	12.6%	10.5%	11.5%	11.9%
% of FP17s for the same patient ID Re-attending within 3 months - Adults	100	721	13.9%	16.1%	16.8%	16.0%
% of FP17s for the same patient ID Re-attending between 3 & 9 months - Children	23	127	18.1%	43.4%	47.7%	58.3%
% of FP17s for the same patient ID Re-attending between 3 & 9 months - Adults	82	721	11.4%	35.8%	38.2%	50.3%
% of FP17s for Band 1 Urgent Courses	188	784	24.0%	10.9%	10.6%	9.1%
% of FP17s Relating to Free Repair or Replacements	12	784	1.5%	0.5%	0.6%	0.8%
% of FP17s Relating to Continuations	2	784	0.3%	0.7%	0.8%	1.0%
% of Patients satisfied with the dentistry they have received	0	0	N/A	89.7%	89.3%	91.5%
% of Patients satisfied with the time they had to wait for an appointment	0	0	N/A	82.7%	84.4%	87.9%

* This is based on patients treated on this contract for their most recent course of treatment. Figures in italics indicate the base number of FP17s or Patient Questionnaire responses are less than 100. N/A is shown where the base number of responses is less than 10 during the period. % is calculated as Quantity/Base number*100

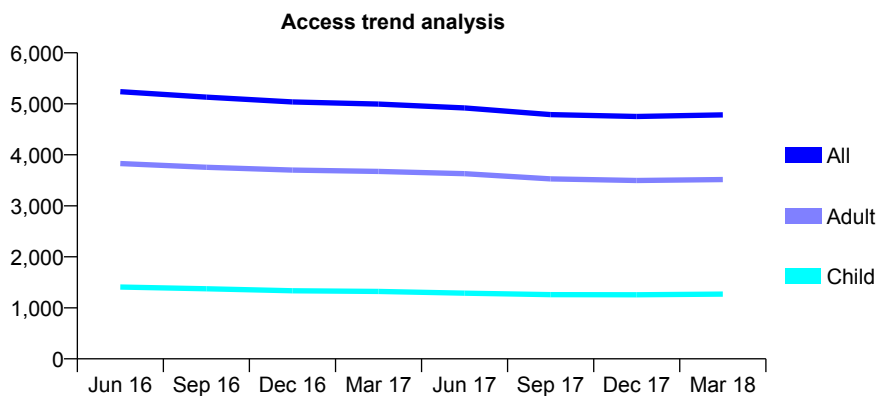
Q61 - Vital Signs At a Glance Contract Report for 683116/0001 - March 2018

Name or company name	MR SC KAPADIA
Contract type name	GDS Contract
Purpose of contract	General
Contract start date	01/04/2009
Contract end date	

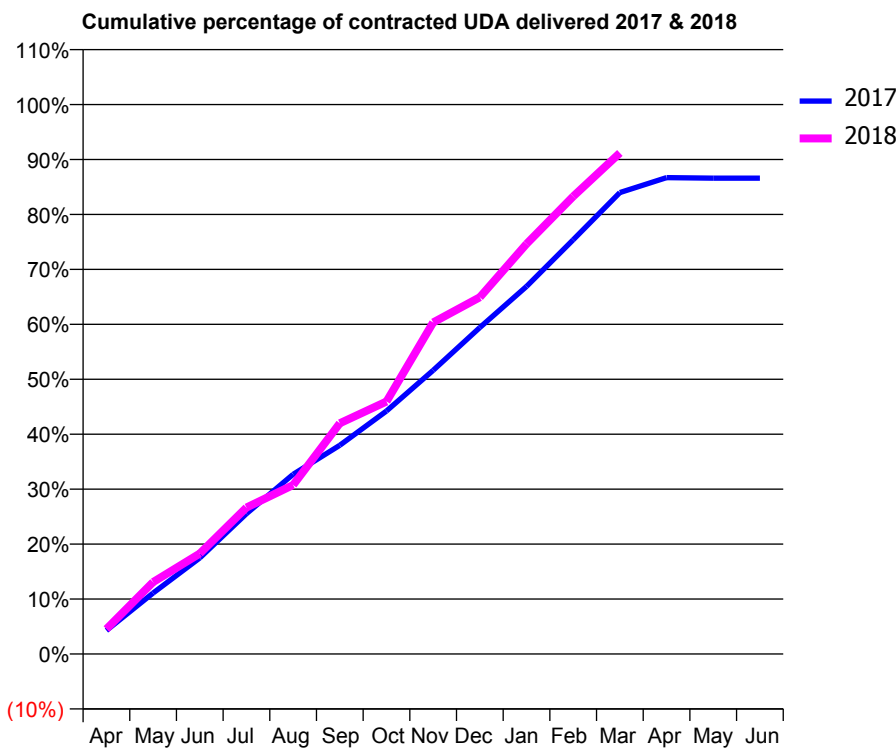
17/18 Contracted general activity (UDA)	13,747
Carry forward general activity (UDA)	0
17/18 Contracted orthodontic activity (UOA)	0
Carry forward orthodontic activity (UOA)	0
Baseline contract value	£332,849.21

ACCESS*

Patients seen in 24 months	Total	Change since previous quarter
Quarter ending March 2017	4,996	
Quarter ending June 2017	4,919	↓
Quarter ending September 2017	4,789	↓
Quarter ending December 2017	4,751	→
Quarter ending March 2018	4,782	→
Variance since March 2017	(4.3%)	↓



ACTIVITY



Month	Adjusted Scheduled Activity (UDA)	
	2017	2018
April	588	624
May	1,528	1,800
June	2,404	2,514
July	3,511	3,666
August	4,496	4,229
September	5,223	5,774
October	6,080	6,318
November	7,098	8,296
December	8,168	8,926
January	9,194	10,261
February	10,365	11,447
March	11,543	12,536
April	11,916	
May	11,904	
June	11,904	

QUALITY

	Quantity	Base Number	Contract	AT	Region	England
% of FP17s for the same patient ID Re-attending within 3 months - Children	62	1,548	4.0%	10.5%	11.5%	11.9%
% of FP17s for the same patient ID Re-attending within 3 months - Adults	316	3,995	7.9%	16.1%	16.8%	16.0%
% of FP17s for the same patient ID Re-attending between 3 & 9 months - Children	787	1,548	50.8%	43.4%	47.7%	58.3%
% of FP17s for the same patient ID Re-attending between 3 & 9 months - Adults	1,911	3,995	47.8%	35.8%	38.2%	50.3%
% of FP17s for Band 1 Urgent Courses	246	5,382	4.6%	10.9%	10.6%	9.1%
% of FP17s Relating to Free Repair or Replacements	35	5,382	0.7%	0.5%	0.6%	0.8%
% of FP17s Relating to Continuations	13	5,382	0.2%	0.7%	0.8%	1.0%
% of Patients satisfied with the dentistry they have received	0	0	N/A	89.7%	89.3%	91.5%
% of Patients satisfied with the time they had to wait for an appointment	0	0	N/A	82.7%	84.4%	87.9%

* This is based on patients treated on this contract for their most recent course of treatment. Figures in italics indicate the base number of FP17s or Patient Questionnaire responses are less than 100. N/A is shown where the base number of responses is less than 10 during the period. % is calculated as Quantity/Base number*100

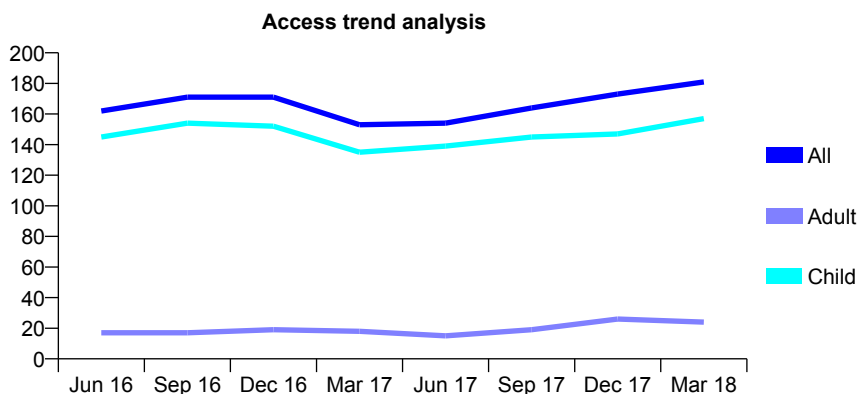
Q61 - Vital Signs At a Glance Contract Report for 683434/0001 - March 2018

Name or company name	MR F BASSEGGHI
Contract type name	GDS Contract
Purpose of contract	General
Contract start date	01/04/2006
Contract end date	

17/18 Contracted general activity (UDA)	320
Carry forward general activity (UDA)	0
17/18 Contracted orthodontic activity (UOA)	0
Carry forward orthodontic activity (UOA)	0
Baseline contract value	£12,100.48

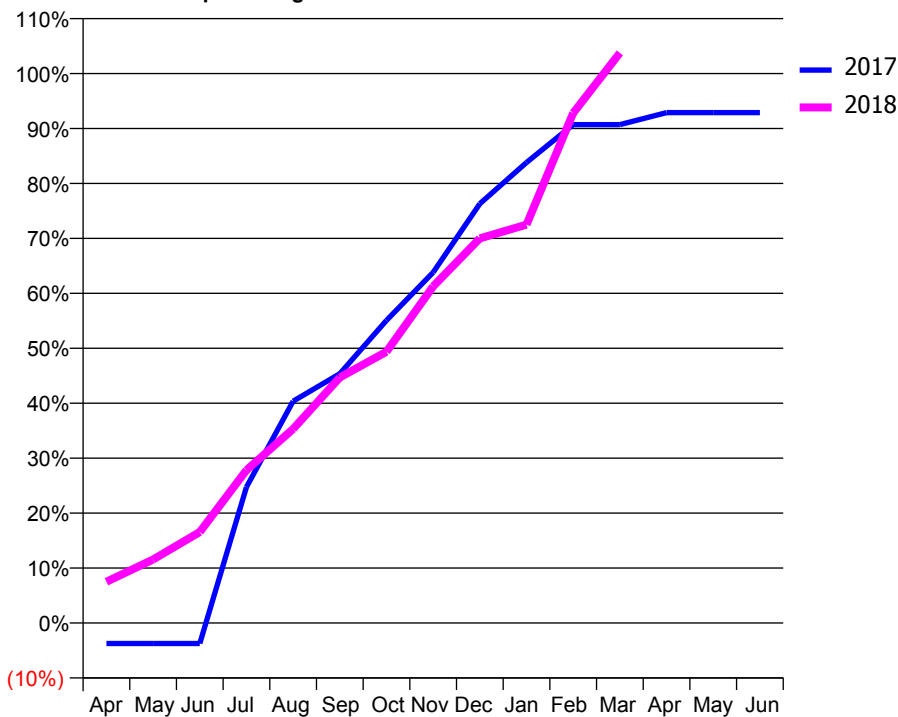
ACCESS*

Patients seen in 24 months	Total	Change since previous quarter
Quarter ending March 2017	153	
Quarter ending June 2017	154	→
Quarter ending September 2017	164	↑
Quarter ending December 2017	173	↑
Quarter ending March 2018	181	↑
Variance since March 2017	18.3%	↑



ACTIVITY

Cumulative percentage of contracted UDA delivered 2017 & 2018



Month	Adjusted Scheduled Activity (UDA)	
	2017	2018
April	-12	24
May	-12	37
June	-12	53
July	79	89
August	129	113
September	145	143
October	176	158
November	204	196
December	244	224
January	268	232
February	290	297
March	290	332
April	297	
May	297	
June	297	

QUALITY

	Quantity	Base Number	Contract	AT	Region	England
% of FP17s for the same patient ID Re-attending within 3 months - Children	19	226	8.4%	10.5%	11.5%	11.9%
% of FP17s for the same patient ID Re-attending within 3 months - Adults	0	15	0.0%	16.1%	16.8%	16.0%
% of FP17s for the same patient ID Re-attending between 3 & 9 months - Children	89	226	39.4%	43.4%	47.7%	58.3%
% of FP17s for the same patient ID Re-attending between 3 & 9 months - Adults	7	15	46.7%	35.8%	38.2%	50.3%
% of FP17s for Band 1 Urgent Courses	0	234	0.0%	10.9%	10.6%	9.1%
% of FP17s Relating to Free Repair or Replacements	0	234	0.0%	0.5%	0.6%	0.8%
% of FP17s Relating to Continuations	0	234	0.0%	0.7%	0.8%	1.0%
% of Patients satisfied with the dentistry they have received	0	0	N/A	89.7%	89.3%	91.5%
% of Patients satisfied with the time they had to wait for an appointment	0	0	N/A	82.7%	84.4%	87.9%

* This is based on patients treated on this contract for their most recent course of treatment. Figures in italics indicate the base number of FP17s or Patient Questionnaire responses are less than 100. N/A is shown where the base number of responses is less than 10 during the period. % is calculated as Quantity/Base number*100

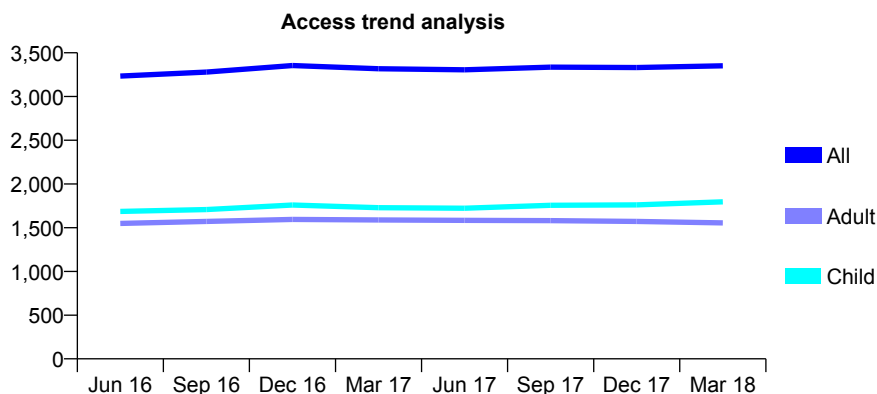
Q61 - Vital Signs At a Glance Contract Report for 685763/0001 - March 2018

Name or company name	MR S CHAUDHURI
Contract type name	GDS Contract
Purpose of contract	General
Contract start date	01/04/2008
Contract end date	

17/18 Contracted general activity (UDA)	12,935
Carry forward general activity (UDA)	-3
17/18 Contracted orthodontic activity (UOA)	0
Carry forward orthodontic activity (UOA)	0
Baseline contract value	£390,282.39

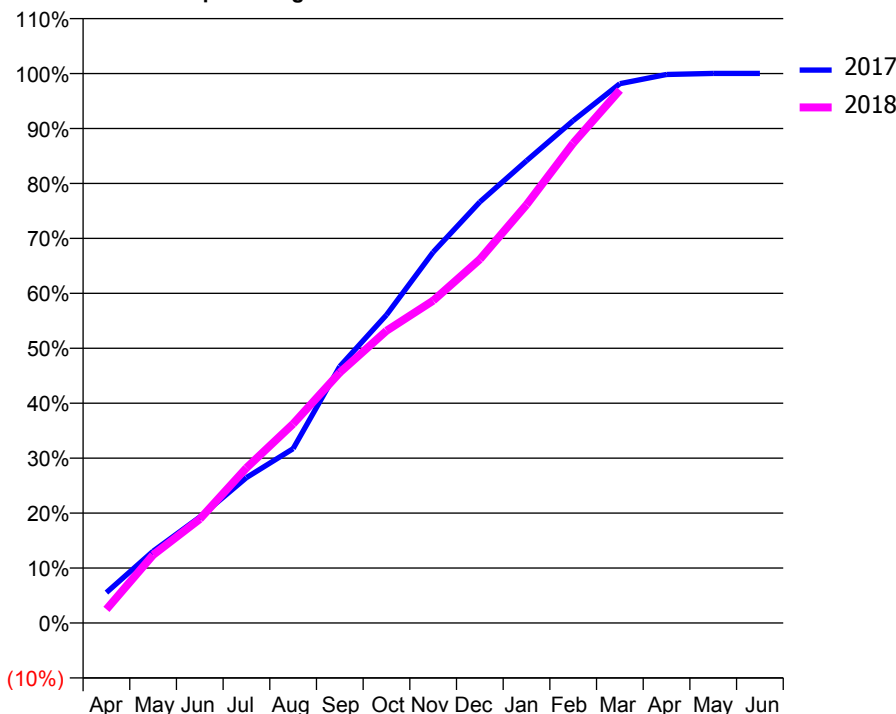
ACCESS*

Patients seen in 24 months	Total	Change since previous quarter
Quarter ending March 2017	3,317	
Quarter ending June 2017	3,306	→
Quarter ending September 2017	3,336	→
Quarter ending December 2017	3,332	→
Quarter ending March 2018	3,351	→
Variance since March 2017	1.0%	→



ACTIVITY

Cumulative percentage of contracted UDA delivered 2017 & 2018



Month	Adjusted Scheduled Activity (UDA)	
	2017	2018
April	717	322
May	1,689	1,603
June	2,495	2,446
July	3,423	3,653
August	4,104	4,688
September	6,040	5,896
October	7,253	6,879
November	8,732	7,589
December	9,910	8,562
January	10,880	9,845
February	11,827	11,294
March	12,694	12,543
April	12,912	
May	12,936	
June	12,938	

QUALITY

	Quantity	Base Number	Contract	AT	Region	England
% of FP17s for the same patient ID Re-attending within 3 months - Children	284	2,783	10.2%	10.5%	11.5%	11.9%
% of FP17s for the same patient ID Re-attending within 3 months - Adults	594	2,287	26.0%	16.1%	16.8%	16.0%
% of FP17s for the same patient ID Re-attending between 3 & 9 months - Children	1,533	2,783	55.1%	43.4%	47.7%	58.3%
% of FP17s for the same patient ID Re-attending between 3 & 9 months - Adults	969	2,287	42.4%	35.8%	38.2%	50.3%
% of FP17s for Band 1 Urgent Courses	598	4,959	12.1%	10.9%	10.6%	9.1%
% of FP17s Relating to Free Repair or Replacements	12	4,959	0.2%	0.5%	0.6%	0.8%
% of FP17s Relating to Continuations	6	4,959	0.1%	0.7%	0.8%	1.0%
% of Patients satisfied with the dentistry they have received	2	2	N/A	89.7%	89.3%	91.5%
% of Patients satisfied with the time they had to wait for an appointment	2	2	N/A	82.7%	84.4%	87.9%

* This is based on patients treated on this contract for their most recent course of treatment. Figures in italics indicate the base number of FP17s or Patient Questionnaire responses are less than 100. N/A is shown where the base number of responses is less than 10 during the period. % is calculated as Quantity/Base number*100

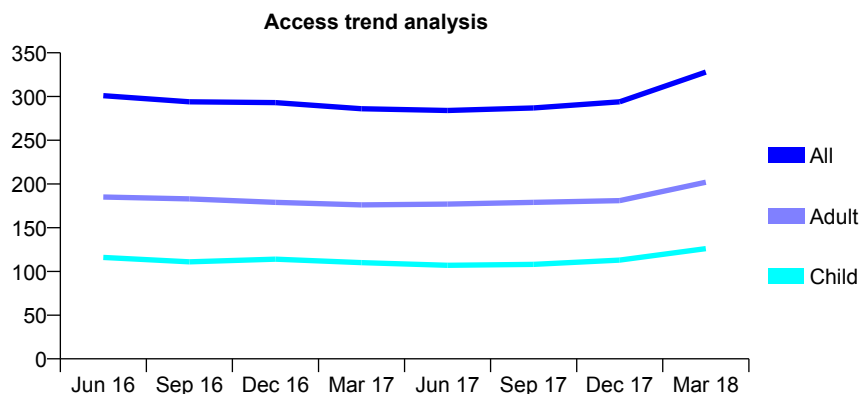
Q61 - Vital Signs At a Glance Contract Report for 687073/0001 - March 2018

Name or company name	MR H ALI
Contract type name	GDS Contract
Purpose of contract	General
Contract start date	01/04/2008
Contract end date	

17/18 Contracted general activity (UDA)	1,376
Carry forward general activity (UDA)	3
17/18 Contracted orthodontic activity (UOA)	0
Carry forward orthodontic activity (UOA)	0
Baseline contract value	£37,987.86

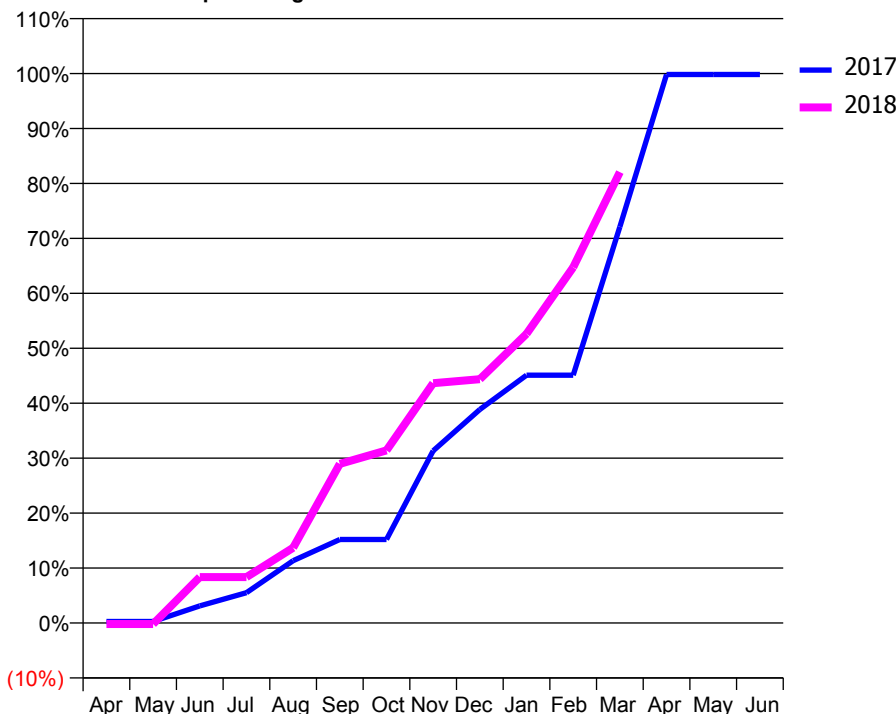
ACCESS*

Patients seen in 24 months	Total	Change since previous quarter
Quarter ending March 2017	286	
Quarter ending June 2017	284	→
Quarter ending September 2017	287	→
Quarter ending December 2017	294	↑
Quarter ending March 2018	328	↑
Variance since March 2017	14.7%	↑



ACTIVITY

Cumulative percentage of contracted UDA delivered 2017 & 2018



Month	Adjusted Scheduled Activity (UDA)	
	2017	2018
April	4	-3
May	4	-3
June	43	115
July	76	115
August	156	189
September	209	399
October	209	432
November	431	600
December	535	610
January	621	724
February	621	891
March	992	1,129
April	1,373	
May	1,373	
June	1,373	

QUALITY

	Quantity	Base Number	Contract	AT	Region	England
% of FP17s for the same patient ID Re-attending within 3 months - Children	2	145	1.4%	10.5%	11.5%	11.9%
% of FP17s for the same patient ID Re-attending within 3 months - Adults	11	206	5.3%	16.1%	16.8%	16.0%
% of FP17s for the same patient ID Re-attending between 3 & 9 months - Children	54	145	37.2%	43.4%	47.7%	58.3%
% of FP17s for the same patient ID Re-attending between 3 & 9 months - Adults	67	206	32.5%	35.8%	38.2%	50.3%
% of FP17s for Band 1 Urgent Courses	16	301	5.3%	10.9%	10.6%	9.1%
% of FP17s Relating to Free Repair or Replacements	0	301	0.0%	0.5%	0.6%	0.8%
% of FP17s Relating to Continuations	1	301	0.3%	0.7%	0.8%	1.0%
% of Patients satisfied with the dentistry they have received	1	1	N/A	89.7%	89.3%	91.5%
% of Patients satisfied with the time they had to wait for an appointment	1	1	N/A	82.7%	84.4%	87.9%

* This is based on patients treated on this contract for their most recent course of treatment. Figures in italics indicate the base number of FP17s or Patient Questionnaire responses are less than 100. N/A is shown where the base number of responses is less than 10 during the period. % is calculated as Quantity/Base number*100

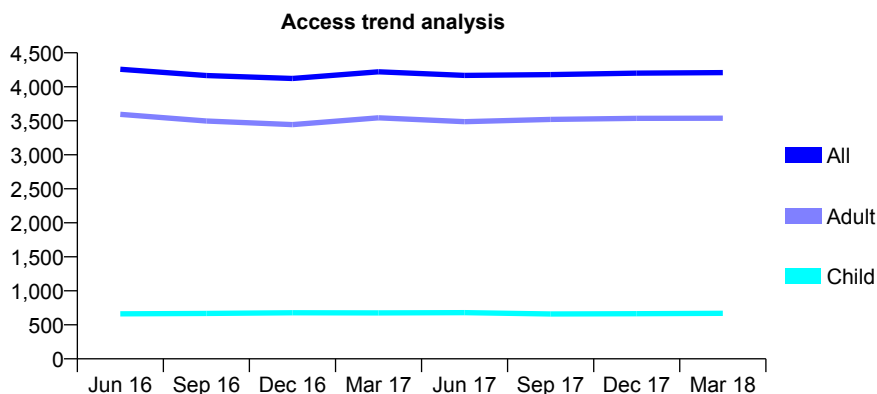
Q61 - Vital Signs At a Glance Contract Report for 687359/0001 - March 2018

Name or company name	MR K HADJI ALI AHMADI
Contract type name	GDS Contract
Purpose of contract	General
Contract start date	01/04/2006
Contract end date	

17/18 Contracted general activity (UDA)	17,540
Carry forward general activity (UDA)	585
17/18 Contracted orthodontic activity (UOA)	0
Carry forward orthodontic activity (UOA)	0
Baseline contract value	£637,895.56

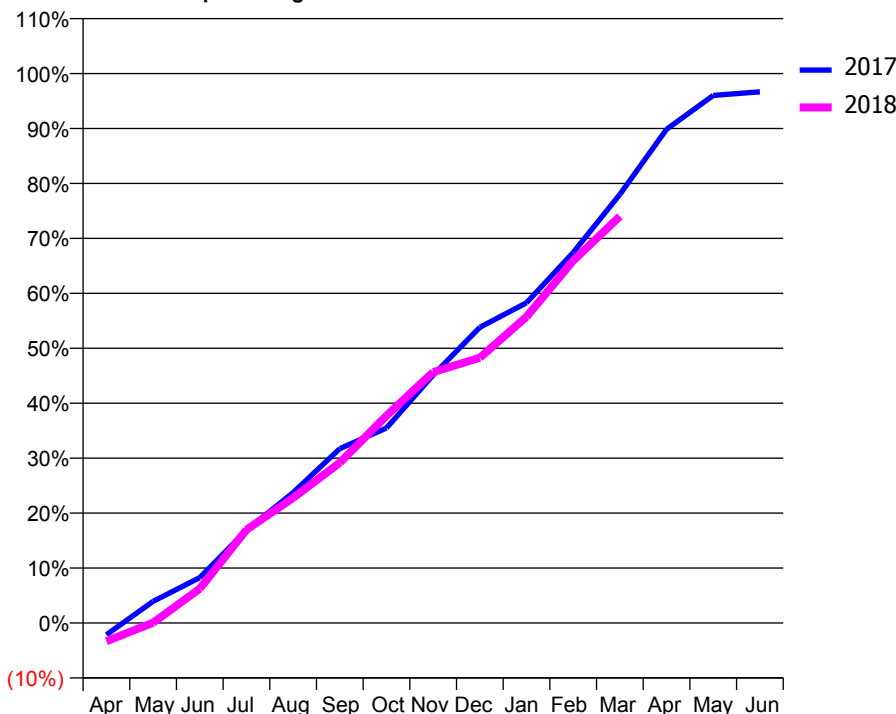
ACCESS*

Patients seen in 24 months	Total	Change since previous quarter
Quarter ending March 2017	4,220	
Quarter ending June 2017	4,168	↓
Quarter ending September 2017	4,180	→
Quarter ending December 2017	4,201	→
Quarter ending March 2018	4,208	→
Variance since March 2017	(0.3%)	→



ACTIVITY

Cumulative percentage of contracted UDA delivered 2017 & 2018



Month	Adjusted Scheduled Activity (UDA)	
	2017	2018
April	-375	-585
May	693	9
June	1,449	1,094
July	2,959	2,978
August	4,164	3,994
September	5,567	5,120
October	6,225	6,616
November	7,916	8,008
December	9,439	8,470
January	10,223	9,775
February	11,825	11,566
March	13,682	12,980
April	15,758	
May	16,842	
June	16,955	

QUALITY

	Quantity	Base Number	Contract	AT	Region	England
% of FP17s for the same patient ID Re-attending within 3 months - Children	18	665	2.7%	10.5%	11.5%	11.9%
% of FP17s for the same patient ID Re-attending within 3 months - Adults	193	3,167	6.1%	16.1%	16.8%	16.0%
% of FP17s for the same patient ID Re-attending between 3 & 9 months - Children	164	665	24.7%	43.4%	47.7%	58.3%
% of FP17s for the same patient ID Re-attending between 3 & 9 months - Adults	781	3,167	24.7%	35.8%	38.2%	50.3%
% of FP17s for Band 1 Urgent Courses	97	3,376	2.9%	10.9%	10.6%	9.1%
% of FP17s Relating to Free Repair or Replacements	26	3,376	0.8%	0.5%	0.6%	0.8%
% of FP17s Relating to Continuations	5	3,376	0.1%	0.7%	0.8%	1.0%
% of Patients satisfied with the dentistry they have received	1	2	N/A	89.7%	89.3%	91.5%
% of Patients satisfied with the time they had to wait for an appointment	2	2	N/A	82.7%	84.4%	87.9%

* This is based on patients treated on this contract for their most recent course of treatment. Figures in italics indicate the base number of FP17s or Patient Questionnaire responses are less than 100. N/A is shown where the base number of responses is less than 10 during the period. % is calculated as Quantity/Base number*100

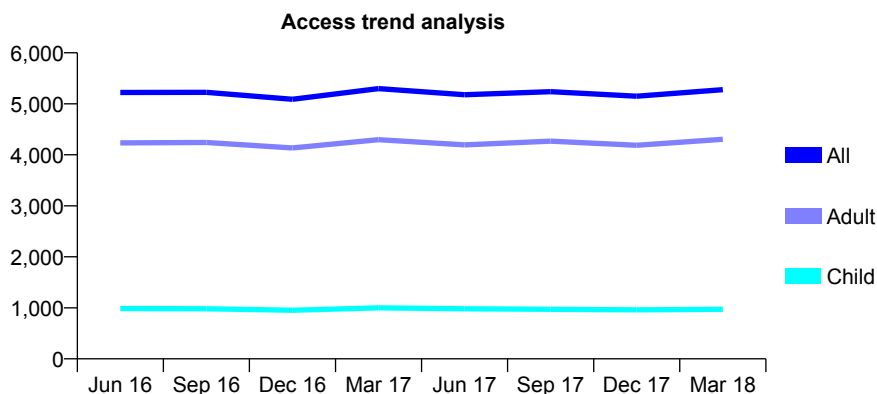
Q61 - Vital Signs At a Glance Contract Report for 688045/0001 - March 2018

Name or company name	MR M MOBASSERI
Contract type name	GDS Contract
Purpose of contract	General
Contract start date	03/07/2006
Contract end date	

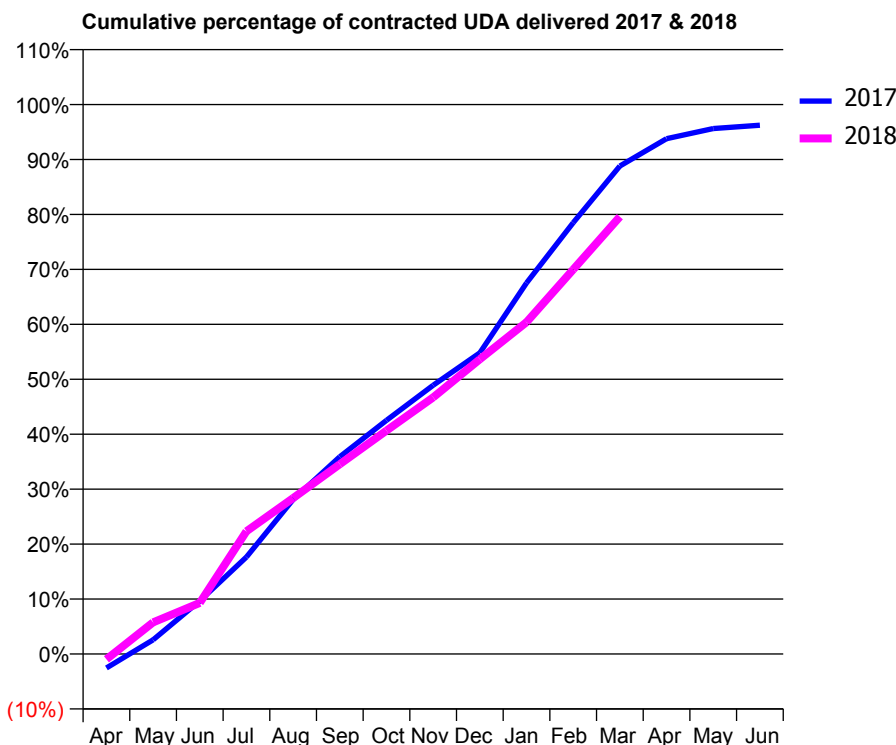
17/18 Contracted general activity (UDA)	18,111
Carry forward general activity (UDA)	684
17/18 Contracted orthodontic activity (UOA)	0
Carry forward orthodontic activity (UOA)	0
Baseline contract value	£598,118.26

ACCESS*

Patients seen in 24 months	Total	Change since previous quarter
Quarter ending March 2017	5,297	
Quarter ending June 2017	5,179	↓
Quarter ending September 2017	5,239	→
Quarter ending December 2017	5,148	↓
Quarter ending March 2018	5,277	↑
Variance since March 2017	(0.4%)	→



ACTIVITY



Month	Adjusted Scheduled Activity (UDA)	
	2017	2018
April	-464	-176
May	467	1,043
June	1,753	1,686
July	3,197	4,047
August	5,091	5,141
September	6,503	6,257
October	7,703	7,366
November	8,859	8,457
December	9,926	9,714
January	12,231	10,939
February	14,215	12,672
March	16,085	14,414
April	16,984	
May	17,318	
June	17,427	

QUALITY

	Quantity	Base Number	Contract	AT	Region	England
% of FP17s for the same patient ID Re-attending within 3 months - Children	91	1,044	8.7%	10.5%	11.5%	11.9%
% of FP17s for the same patient ID Re-attending within 3 months - Adults	670	4,038	16.6%	16.1%	16.8%	16.0%
% of FP17s for the same patient ID Re-attending between 3 & 9 months - Children	381	1,044	36.5%	43.4%	47.7%	58.3%
% of FP17s for the same patient ID Re-attending between 3 & 9 months - Adults	936	4,038	23.2%	35.8%	38.2%	50.3%
% of FP17s for Band 1 Urgent Courses	1,097	4,758	23.1%	10.9%	10.6%	9.1%
% of FP17s Relating to Free Repair or Replacements	24	4,758	0.5%	0.5%	0.6%	0.8%
% of FP17s Relating to Continuations	26	4,758	0.5%	0.7%	0.8%	1.0%
% of Patients satisfied with the dentistry they have received	0	0	N/A	89.7%	89.3%	91.5%
% of Patients satisfied with the time they had to wait for an appointment	0	0	N/A	82.7%	84.4%	87.9%

* This is based on patients treated on this contract for their most recent course of treatment. Figures in italics indicate the base number of FP17s or Patient Questionnaire responses are less than 100. N/A is shown where the base number of responses is less than 10 during the period. % is calculated as Quantity/Base number*100

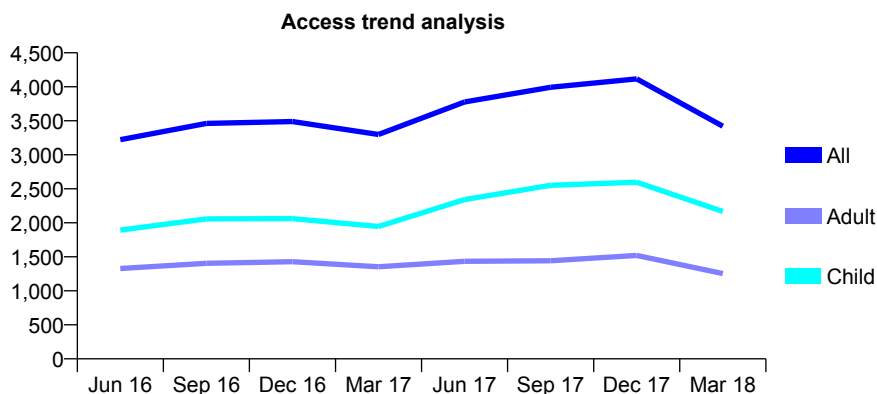
Q61 - Vital Signs At a Glance Contract Report for 689254/0005 - March 2018

Name or company name	MR M PATEL
Contract type name	GDS Contract
Purpose of contract	General
Contract start date	16/06/2010
Contract end date	

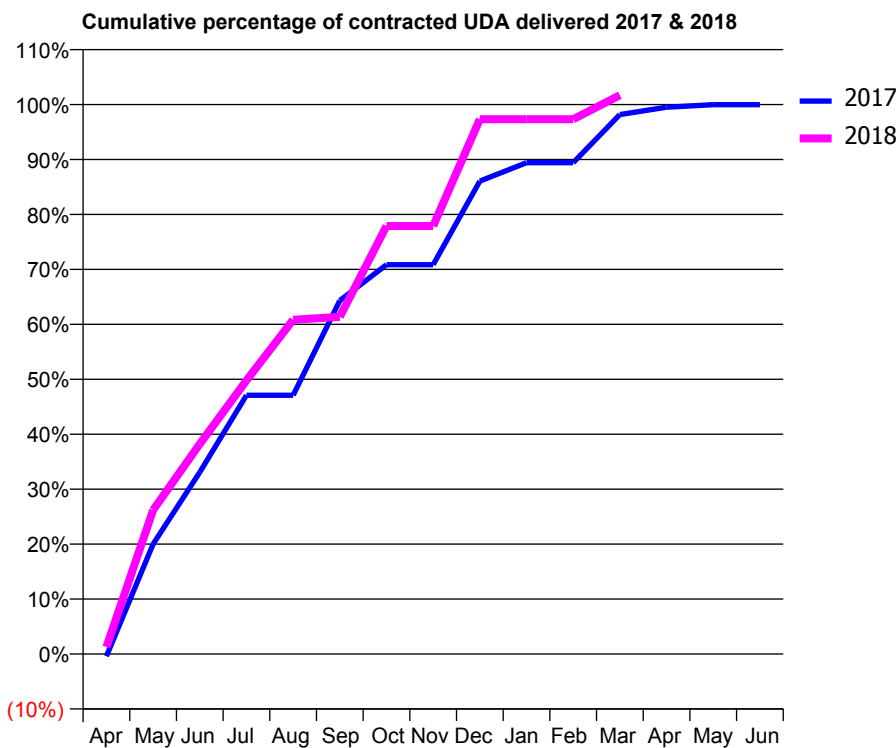
17/18 Contracted general activity (UDA)	9,508
Carry forward general activity (UDA)	4
17/18 Contracted orthodontic activity (UOA)	0
Carry forward orthodontic activity (UOA)	0
Baseline contract value	£817,190.95

ACCESS*

Patients seen in 24 months	Total	Change since previous quarter
Quarter ending March 2017	3,299	
Quarter ending June 2017	3,777	↑
Quarter ending September 2017	3,994	↑
Quarter ending December 2017	4,117	↑
Quarter ending March 2018	3,421	↓
Variance since March 2017	3.7%	↑



ACTIVITY



Month	Adjusted Scheduled Activity (UDA)	
	2017	2018
April	-41	122
May	1,902	2,490
June	3,147	3,634
July	4,477	4,734
August	4,477	5,783
September	6,115	5,834
October	6,737	7,404
November	6,737	7,404
December	8,183	9,254
January	8,501	9,254
February	8,501	9,254
March	9,334	9,669
April	9,461	
May	9,504	
June	9,504	

QUALITY

	Quantity	Base Number	Contract	AT	Region	England
% of FP17s for the same patient ID Re-attending within 3 months - Children	8	2,173	0.4%	10.5%	11.5%	11.9%
% of FP17s for the same patient ID Re-attending within 3 months - Adults	5	1,085	0.5%	16.1%	16.8%	16.0%
% of FP17s for the same patient ID Re-attending between 3 & 9 months - Children	15	2,173	0.7%	43.4%	47.7%	58.3%
% of FP17s for the same patient ID Re-attending between 3 & 9 months - Adults	17	1,085	1.6%	35.8%	38.2%	50.3%
% of FP17s for Band 1 Urgent Courses	2	3,185	0.1%	10.9%	10.6%	9.1%
% of FP17s Relating to Free Repair or Replacements	1	3,185	0.0%	0.5%	0.6%	0.8%
% of FP17s Relating to Continuations	0	3,185	0.0%	0.7%	0.8%	1.0%
% of Patients satisfied with the dentistry they have received	0	0	N/A	89.7%	89.3%	91.5%
% of Patients satisfied with the time they had to wait for an appointment	0	0	N/A	82.7%	84.4%	87.9%

* This is based on patients treated on this contract for their most recent course of treatment. Figures in italics indicate the base number of FP17s or Patient Questionnaire responses are less than 100. N/A is shown where the base number of responses is less than 10 during the period. % is calculated as Quantity/Base number*100

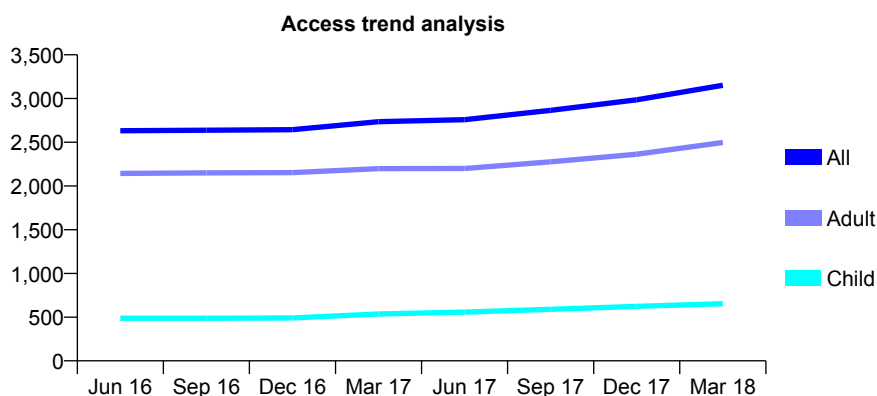
Q61 - Vital Signs At a Glance Contract Report for 689386/0003 - March 2018

Name or company name	MR SP DHAMI
Contract type name	GDS Contract
Purpose of contract	General
Contract start date	14/01/2010
Contract end date	

17/18 Contracted general activity (UDA)	11,716
Carry forward general activity (UDA)	0
17/18 Contracted orthodontic activity (UOA)	0
Carry forward orthodontic activity (UOA)	0
Baseline contract value	£292,224.62

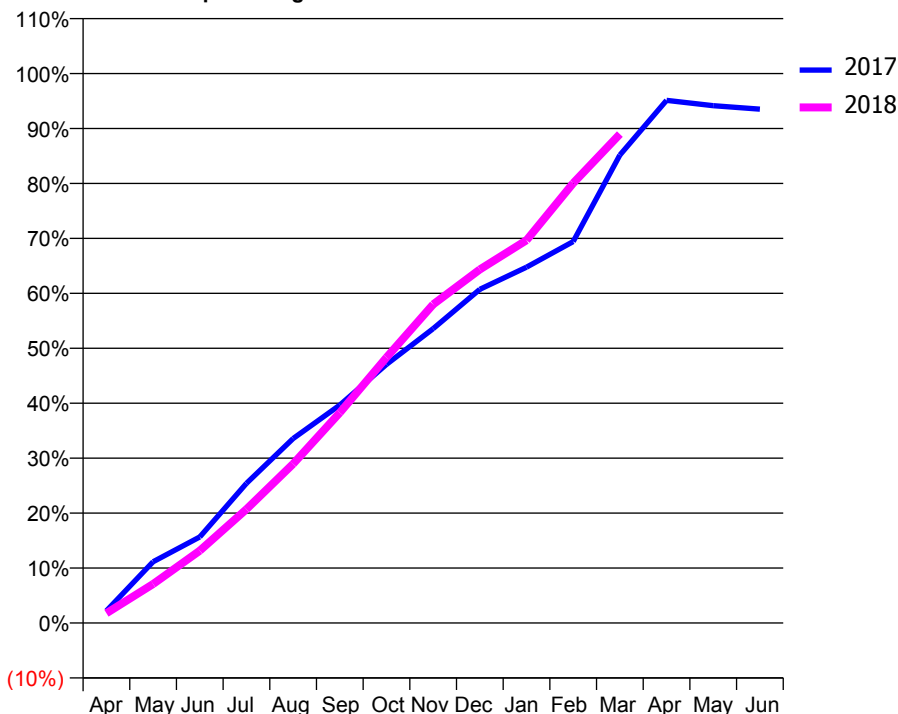
ACCESS*

Patients seen in 24 months	Total	Change since previous quarter
Quarter ending March 2017	2,735	
Quarter ending June 2017	2,758	→
Quarter ending September 2017	2,865	↑
Quarter ending December 2017	2,986	↑
Quarter ending March 2018	3,152	↑
Variance since March 2017	15.2%	↑



ACTIVITY

Cumulative percentage of contracted UDA delivered 2017 & 2018



Month	Adjusted Scheduled Activity (UDA)	
	2017	2018
April	259	210
May	1,307	833
June	1,835	1,543
July	2,977	2,425
August	3,933	3,393
September	4,647	4,486
October	5,514	5,662
November	6,276	6,793
December	7,116	7,537
January	7,588	8,162
February	8,133	9,377
March	9,977	10,423
April	11,144	
May	11,029	
June	10,956	

QUALITY

	Quantity	Base Number	Contract	AT	Region	England
% of FP17s for the same patient ID Re-attending within 3 months - Children	61	852	7.2%	10.5%	11.5%	11.9%
% of FP17s for the same patient ID Re-attending within 3 months - Adults	423	2,837	14.9%	16.1%	16.8%	16.0%
% of FP17s for the same patient ID Re-attending between 3 & 9 months - Children	332	852	39.0%	43.4%	47.7%	58.3%
% of FP17s for the same patient ID Re-attending between 3 & 9 months - Adults	1,066	2,837	37.6%	35.8%	38.2%	50.3%
% of FP17s for Band 1 Urgent Courses	297	3,458	8.6%	10.9%	10.6%	9.1%
% of FP17s Relating to Free Repair or Replacements	83	3,458	2.4%	0.5%	0.6%	0.8%
% of FP17s Relating to Continuations	12	3,458	0.3%	0.7%	0.8%	1.0%
% of Patients satisfied with the dentistry they have received	2	2	N/A	89.7%	89.3%	91.5%
% of Patients satisfied with the time they had to wait for an appointment	1	2	N/A	82.7%	84.4%	87.9%

* This is based on patients treated on this contract for their most recent course of treatment. Figures in italics indicate the base number of FP17s or Patient Questionnaire responses are less than 100. N/A is shown where the base number of responses is less than 10 during the period. % is calculated as Quantity/Base number*100

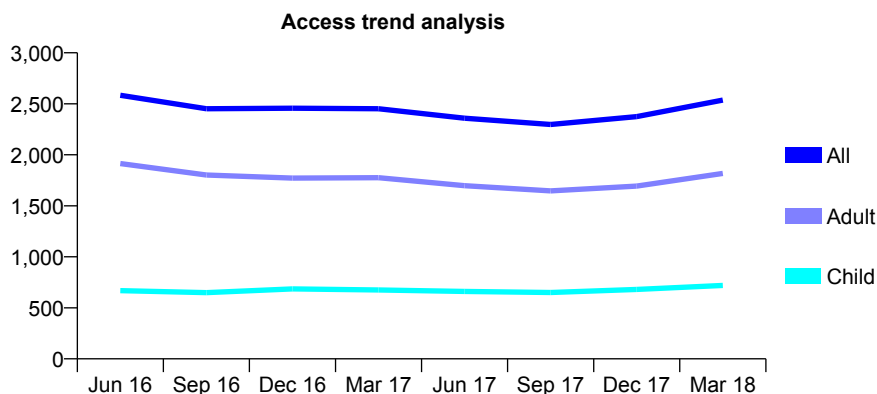
Q61 - Vital Signs At a Glance Contract Report for 691089/0001 - March 2018

Name or company name	Nile Street Dental Practice
Contract type name	GDS Contract
Purpose of contract	General
Contract start date	01/04/2006
Contract end date	

17/18 Contracted general activity (UDA)	8,238
Carry forward general activity (UDA)	-165
17/18 Contracted orthodontic activity (UOA)	0
Carry forward orthodontic activity (UOA)	0
Baseline contract value	£233,144.83

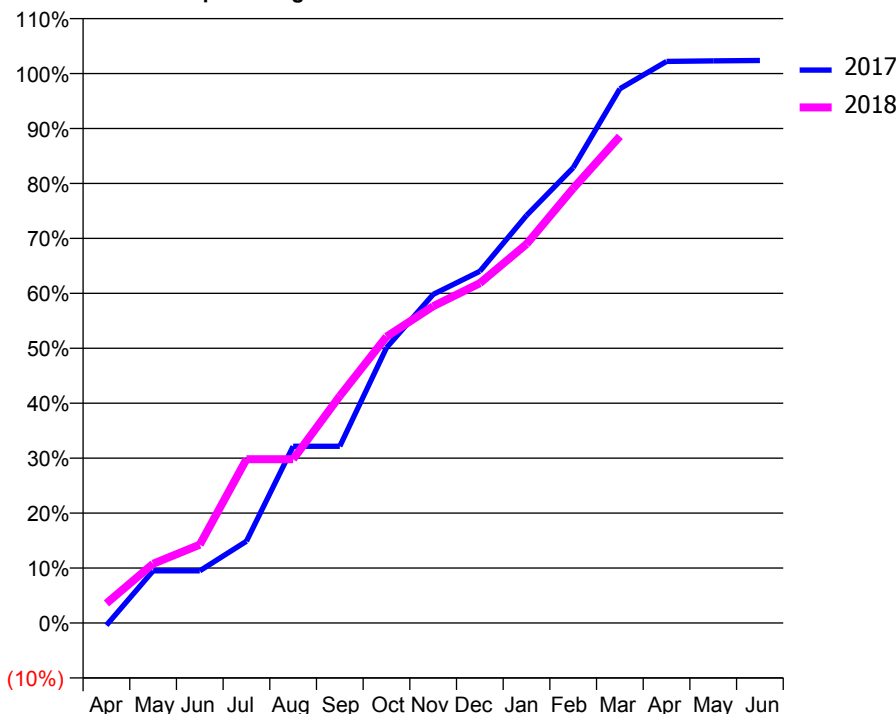
ACCESS*

Patients seen in 24 months	Total	Change since previous quarter
Quarter ending March 2017	2,451	
Quarter ending June 2017	2,359	↓
Quarter ending September 2017	2,297	↓
Quarter ending December 2017	2,374	↑
Quarter ending March 2018	2,536	↑
Variance since March 2017	3.5%	↑



ACTIVITY

Cumulative percentage of contracted UDA delivered 2017 & 2018



Month	Adjusted Scheduled Activity (UDA)	
	2017	2018
April	-34	294
May	783	888
June	783	1,175
July	1,227	2,457
August	2,651	2,457
September	2,651	3,404
October	4,127	4,294
November	4,926	4,750
December	5,273	5,094
January	6,109	5,680
February	6,826	6,516
March	8,009	7,295
April	8,419	
May	8,428	
June	8,434	

QUALITY

	Quantity	Base Number	Contract	AT	Region	England
% of FP17s for the same patient ID Re-attending within 3 months - Children	52	762	6.8%	10.5%	11.5%	11.9%
% of FP17s for the same patient ID Re-attending within 3 months - Adults	204	1,735	11.8%	16.1%	16.8%	16.0%
% of FP17s for the same patient ID Re-attending between 3 & 9 months - Children	188	762	24.7%	43.4%	47.7%	58.3%
% of FP17s for the same patient ID Re-attending between 3 & 9 months - Adults	397	1,735	22.9%	35.8%	38.2%	50.3%
% of FP17s for Band 1 Urgent Courses	358	2,370	15.1%	10.9%	10.6%	9.1%
% of FP17s Relating to Free Repair or Replacements	6	2,370	0.3%	0.5%	0.6%	0.8%
% of FP17s Relating to Continuations	6	2,370	0.3%	0.7%	0.8%	1.0%
% of Patients satisfied with the dentistry they have received	1	2	N/A	89.7%	89.3%	91.5%
% of Patients satisfied with the time they had to wait for an appointment	2	2	N/A	82.7%	84.4%	87.9%

* This is based on patients treated on this contract for their most recent course of treatment. Figures in italics indicate the base number of FP17s or Patient Questionnaire responses are less than 100. N/A is shown where the base number of responses is less than 10 during the period. % is calculated as Quantity/Base number*100

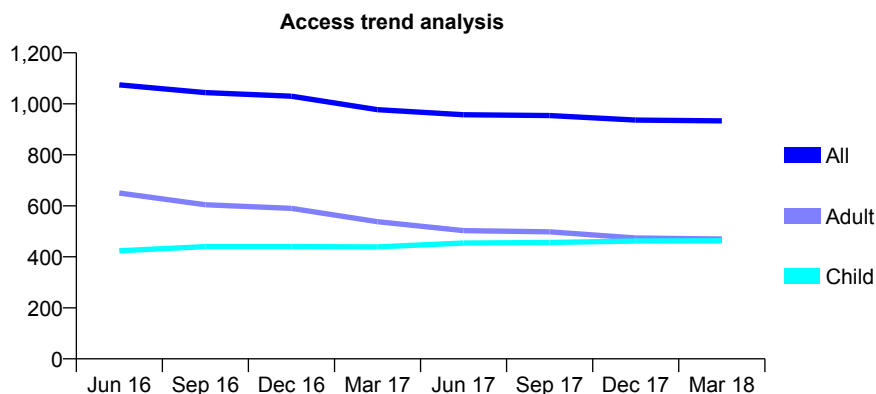
Q61 - Vital Signs At a Glance Contract Report for 693758/0001 - March 2018

Name or company name	MISS N PATEL
Contract type name	GDS Contract
Purpose of contract	General
Contract start date	01/04/2014
Contract end date	

17/18 Contracted general activity (UDA)	2,137
Carry forward general activity (UDA)	-42
17/18 Contracted orthodontic activity (UOA)	0
Carry forward orthodontic activity (UOA)	0
Baseline contract value	£53,523.86

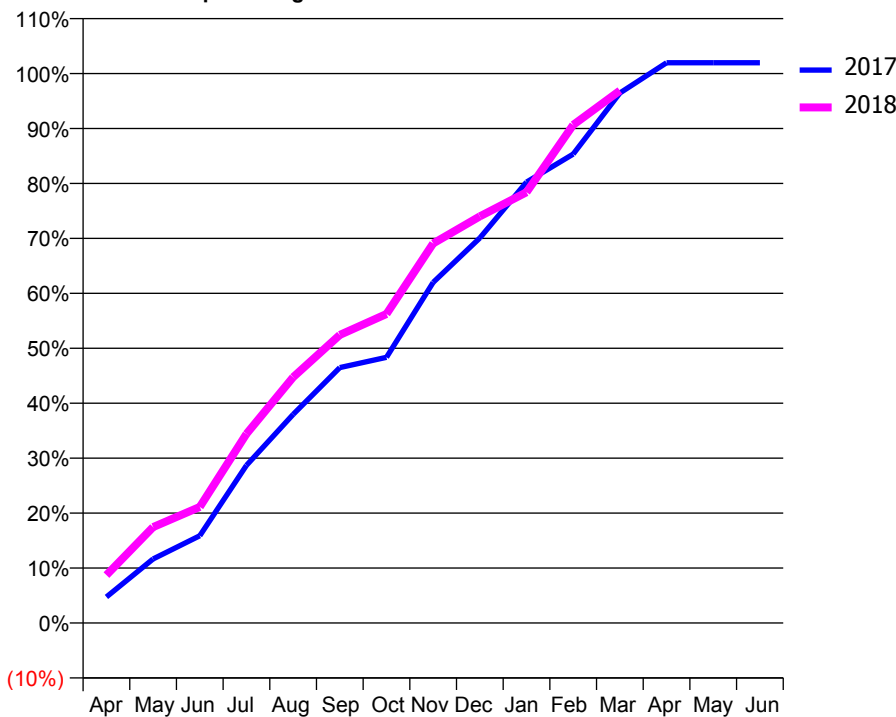
ACCESS*

Patients seen in 24 months	Total	Change since previous quarter
Quarter ending March 2017	977	
Quarter ending June 2017	957	↓
Quarter ending September 2017	954	→
Quarter ending December 2017	936	↓
Quarter ending March 2018	933	→
Variance since March 2017	(4.5%)	↓



ACTIVITY

Cumulative percentage of contracted UDA delivered 2017 & 2018



Adjusted Scheduled Activity (UDA)		
Month	2017	2018
April	102	186
May	249	373
June	340	452
July	613	735
August	811	956
September	993	1,121
October	1,033	1,202
November	1,325	1,476
December	1,498	1,581
January	1,715	1,675
February	1,824	1,937
March	2,061	2,070
April	2,179	
May	2,179	
June	2,179	

QUALITY

	Quantity	Base Number	Contract	AT	Region	England
% of FP17s for the same patient ID Re-attending within 3 months - Children	55	640	8.6%	10.5%	11.5%	11.9%
% of FP17s for the same patient ID Re-attending within 3 months - Adults	96	521	18.4%	16.1%	16.8%	16.0%
% of FP17s for the same patient ID Re-attending between 3 & 9 months - Children	315	640	49.2%	43.4%	47.7%	58.3%
% of FP17s for the same patient ID Re-attending between 3 & 9 months - Adults	183	521	35.1%	35.8%	38.2%	50.3%
% of FP17s for Band 1 Urgent Courses	78	1,124	6.9%	10.9%	10.6%	9.1%
% of FP17s Relating to Free Repair or Replacements	5	1,124	0.4%	0.5%	0.6%	0.8%
% of FP17s Relating to Continuations	41	1,124	3.6%	0.7%	0.8%	1.0%
% of Patients satisfied with the dentistry they have received	0	0	N/A	89.7%	89.3%	91.5%
% of Patients satisfied with the time they had to wait for an appointment	0	0	N/A	82.7%	84.4%	87.9%

* This is based on patients treated on this contract for their most recent course of treatment. Figures in italics indicate the base number of FP17s or Patient Questionnaire responses are less than 100. N/A is shown where the base number of responses is less than 10 during the period. % is calculated as Quantity/Base number*100

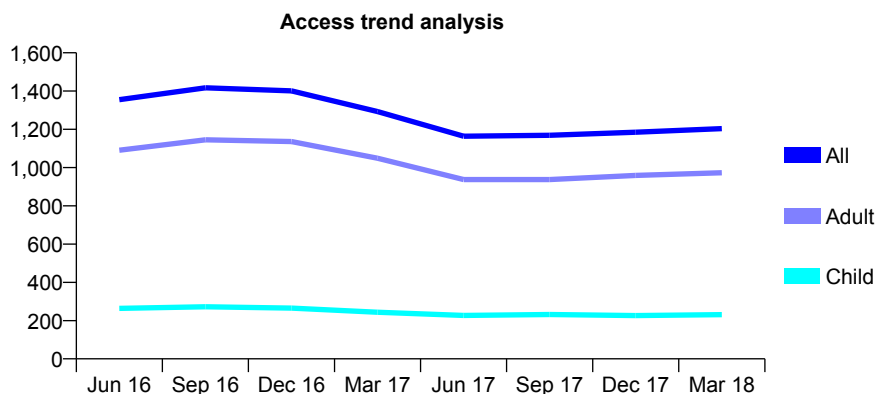
Q61 - Vital Signs At a Glance Contract Report for 725404/0001 - March 2018

Name or company name	MR K ELIAS
Contract type name	GDS Contract
Purpose of contract	General
Contract start date	01/04/2006
Contract end date	

17/18 Contracted general activity (UDA)	4,333
Carry forward general activity (UDA)	241
17/18 Contracted orthodontic activity (UOA)	0
Carry forward orthodontic activity (UOA)	0
Baseline contract value	£128,363.59

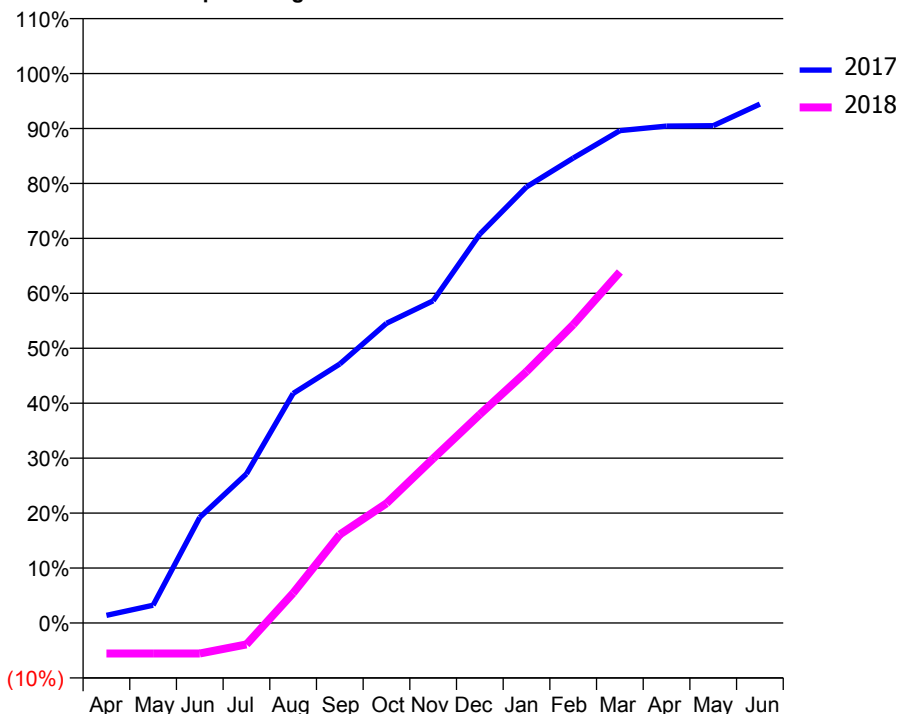
ACCESS*

Patients seen in 24 months	Total	Change since previous quarter
Quarter ending March 2017	1,293	
Quarter ending June 2017	1,164	↓
Quarter ending September 2017	1,169	→
Quarter ending December 2017	1,185	→
Quarter ending March 2018	1,204	→
Variance since March 2017	(6.9%)	↓



ACTIVITY

Cumulative percentage of contracted UDA delivered 2017 & 2018



Month	Adjusted Scheduled Activity (UDA)	
	2017	2018
April	60	-241
May	140	-241
June	834	-241
July	1,176	-170
August	1,810	236
September	2,043	697
October	2,363	944
November	2,541	1,297
December	3,066	1,645
January	3,439	1,983
February	3,666	2,353
March	3,882	2,768
April	3,918	
May	3,921	
June	4,092	

QUALITY

	Quantity	Base Number	Contract	AT	Region	England
% of FP17s for the same patient ID Re-attending within 3 months - Children	6	176	3.4%	10.5%	11.5%	11.9%
% of FP17s for the same patient ID Re-attending within 3 months - Adults	36	667	5.4%	16.1%	16.8%	16.0%
% of FP17s for the same patient ID Re-attending between 3 & 9 months - Children	24	176	13.6%	43.4%	47.7%	58.3%
% of FP17s for the same patient ID Re-attending between 3 & 9 months - Adults	100	667	15.0%	35.8%	38.2%	50.3%
% of FP17s for Band 1 Urgent Courses	47	795	5.9%	10.9%	10.6%	9.1%
% of FP17s Relating to Free Repair or Replacements	1	795	0.1%	0.5%	0.6%	0.8%
% of FP17s Relating to Continuations	0	795	0.0%	0.7%	0.8%	1.0%
% of Patients satisfied with the dentistry they have received	1	1	N/A	89.7%	89.3%	91.5%
% of Patients satisfied with the time they had to wait for an appointment	1	1	N/A	82.7%	84.4%	87.9%

* This is based on patients treated on this contract for their most recent course of treatment. Figures in italics indicate the base number of FP17s or Patient Questionnaire responses are less than 100. N/A is shown where the base number of responses is less than 10 during the period. % is calculated as Quantity/Base number*100

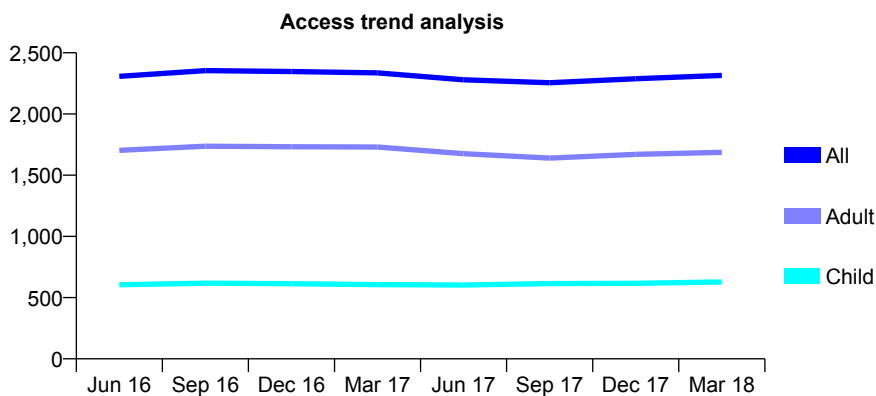
Q61 - Vital Signs At a Glance Contract Report for 729426/0001 - March 2018

Name or company name	MR AK SACHDEV
Contract type name	GDS Contract
Purpose of contract	General
Contract start date	02/07/2007
Contract end date	

17/18 Contracted general activity (UDA)	5,212
Carry forward general activity (UDA)	-20
17/18 Contracted orthodontic activity (UOA)	0
Carry forward orthodontic activity (UOA)	0
Baseline contract value	£143,165.23

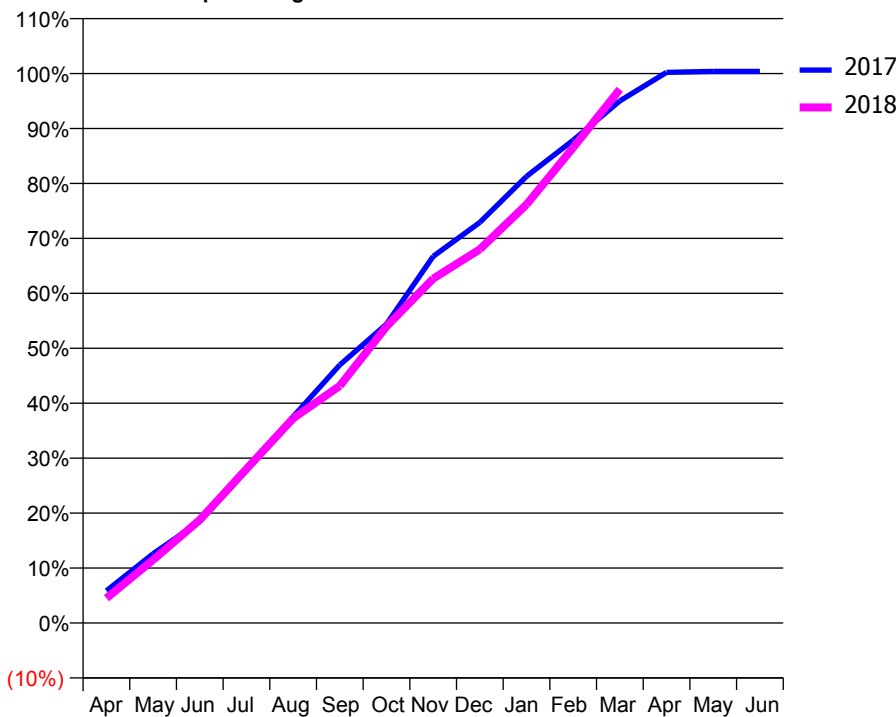
ACCESS*

Patients seen in 24 months	Total	Change since previous quarter
Quarter ending March 2017	2,336	
Quarter ending June 2017	2,279	↓
Quarter ending September 2017	2,255	↓
Quarter ending December 2017	2,288	→
Quarter ending March 2018	2,315	→
Variance since March 2017	(0.9%)	→



ACTIVITY

Cumulative percentage of contracted UDA delivered 2017 & 2018



Month	Adjusted Scheduled Activity (UDA)	
	2017	2018
April	305	236
May	657	599
June	965	978
July	1,449	1,462
August	1,957	1,941
September	2,448	2,250
October	2,835	2,812
November	3,478	3,267
December	3,800	3,544
January	4,236	3,969
February	4,580	4,509
March	4,953	5,063
April	5,223	
May	5,231	
June	5,232	

QUALITY

	Quantity	Base Number	Contract	AT	Region	England
% of FP17s for the same patient ID Re-attending within 3 months - Children	20	659	3.0%	10.5%	11.5%	11.9%
% of FP17s for the same patient ID Re-attending within 3 months - Adults	61	1,512	4.0%	16.1%	16.8%	16.0%
% of FP17s for the same patient ID Re-attending between 3 & 9 months - Children	216	659	32.8%	43.4%	47.7%	58.3%
% of FP17s for the same patient ID Re-attending between 3 & 9 months - Adults	477	1,512	31.5%	35.8%	38.2%	50.3%
% of FP17s for Band 1 Urgent Courses	392	2,071	18.9%	10.9%	10.6%	9.1%
% of FP17s Relating to Free Repair or Replacements	0	2,071	0.0%	0.5%	0.6%	0.8%
% of FP17s Relating to Continuations	0	2,071	0.0%	0.7%	0.8%	1.0%
% of Patients satisfied with the dentistry they have received	1	1	N/A	89.7%	89.3%	91.5%
% of Patients satisfied with the time they had to wait for an appointment	1	1	N/A	82.7%	84.4%	87.9%

* This is based on patients treated on this contract for their most recent course of treatment. Figures in italics indicate the base number of FP17s or Patient Questionnaire responses are less than 100. N/A is shown where the base number of responses is less than 10 during the period. % is calculated as Quantity/Base number*100

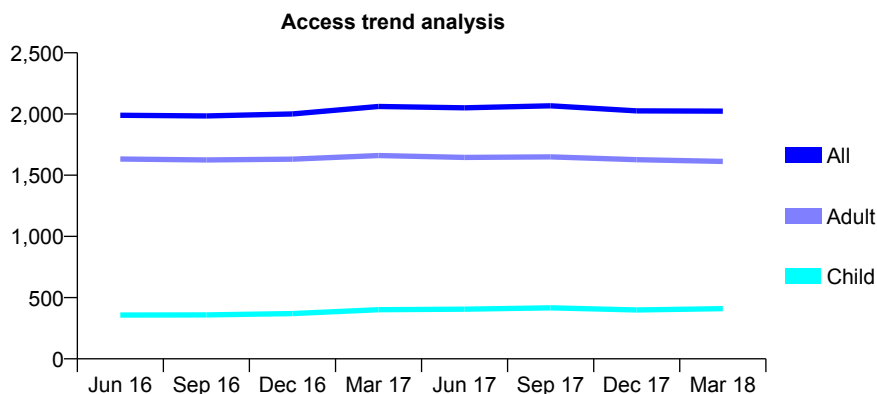
Q61 - Vital Signs At a Glance Contract Report for 729914/0001 - March 2018

Name or company name	MR ML EVANS
Contract type name	GDS Contract
Purpose of contract	General
Contract start date	01/04/2006
Contract end date	

17/18 Contracted general activity (UDA)	7,180
Carry forward general activity (UDA)	-15
17/18 Contracted orthodontic activity (UOA)	0
Carry forward orthodontic activity (UOA)	0
Baseline contract value	£240,629.90

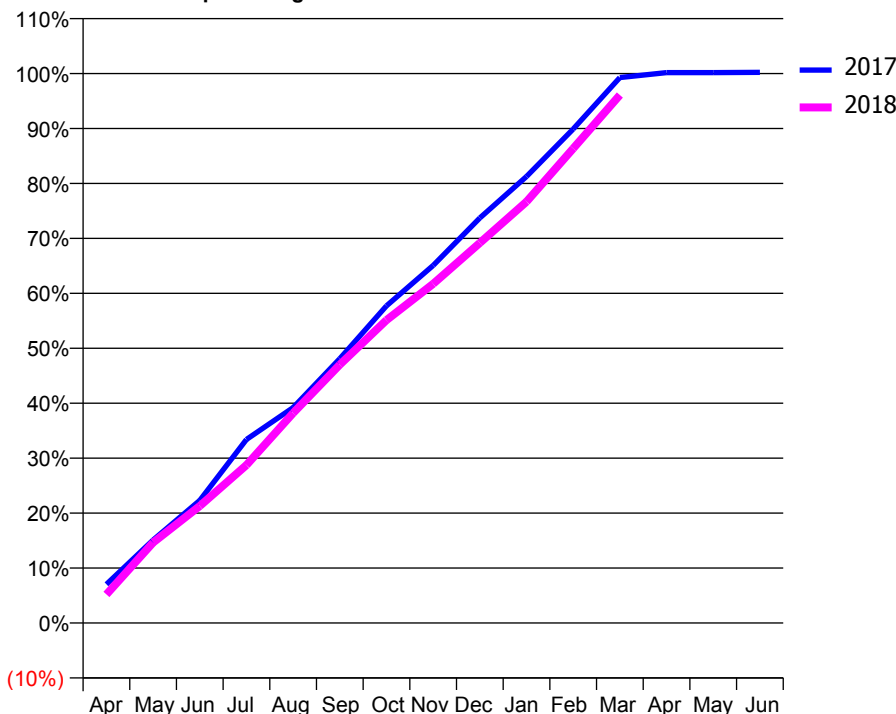
ACCESS*

Patients seen in 24 months	Total	Change since previous quarter
Quarter ending March 2017	2,062	
Quarter ending June 2017	2,051	→
Quarter ending September 2017	2,067	→
Quarter ending December 2017	2,026	↓
Quarter ending March 2018	2,023	→
Variance since March 2017	(1.9%)	↓



ACTIVITY

Cumulative percentage of contracted UDA delivered 2017 & 2018



Month	Adjusted Scheduled Activity (UDA)	
	2017	2018
April	507	373
May	1,085	1,052
June	1,602	1,529
July	2,398	2,063
August	2,815	2,744
September	3,455	3,376
October	4,144	3,957
November	4,672	4,431
December	5,292	4,966
January	5,834	5,505
February	6,454	6,201
March	7,128	6,899
April	7,192	
May	7,192	
June	7,195	

QUALITY

	Quantity	Base Number	Contract	AT	Region	England
% of FP17s for the same patient ID Re-attending within 3 months - Children	36	434	8.3%	10.5%	11.5%	11.9%
% of FP17s for the same patient ID Re-attending within 3 months - Adults	424	1,937	21.9%	16.1%	16.8%	16.0%
% of FP17s for the same patient ID Re-attending between 3 & 9 months - Children	163	434	37.6%	43.4%	47.7%	58.3%
% of FP17s for the same patient ID Re-attending between 3 & 9 months - Adults	707	1,937	36.5%	35.8%	38.2%	50.3%
% of FP17s for Band 1 Urgent Courses	0	2,344	0.0%	10.9%	10.6%	9.1%
% of FP17s Relating to Free Repair or Replacements	0	2,344	0.0%	0.5%	0.6%	0.8%
% of FP17s Relating to Continuations	264	2,344	11.3%	0.7%	0.8%	1.0%
% of Patients satisfied with the dentistry they have received	1	1	N/A	89.7%	89.3%	91.5%
% of Patients satisfied with the time they had to wait for an appointment	1	1	N/A	82.7%	84.4%	87.9%

* This is based on patients treated on this contract for their most recent course of treatment. Figures in italics indicate the base number of FP17s or Patient Questionnaire responses are less than 100. N/A is shown where the base number of responses is less than 10 during the period. % is calculated as Quantity/Base number*100

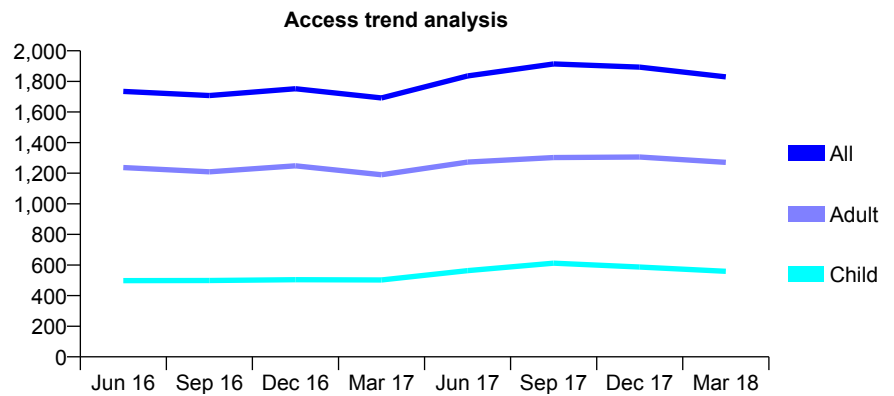
Q61 - Vital Signs At a Glance Contract Report for 730726/0001 - March 2018

Name or company name	Family Dental Care
Contract type name	GDS Contract
Purpose of contract	General
Contract start date	01/04/2006
Contract end date	

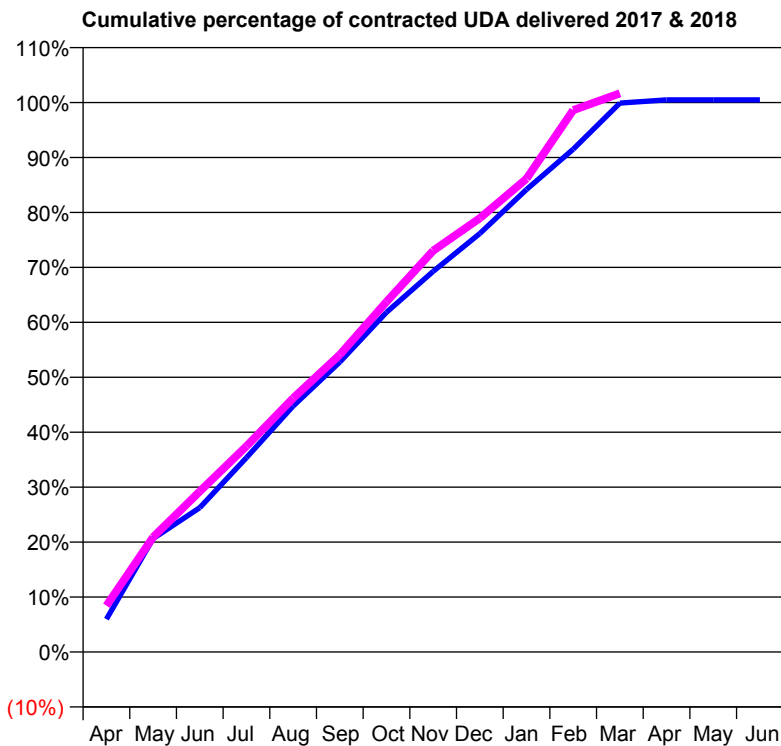
17/18 Contracted general activity (UDA)	5,150
Carry forward general activity (UDA)	-25
17/18 Contracted orthodontic activity (UOA)	0
Carry forward orthodontic activity (UOA)	0
Baseline contract value	£189,601.51

ACCESS*

Patients seen in 24 months	Total	Change since previous quarter
Quarter ending March 2017	1,692	
Quarter ending June 2017	1,836	↑
Quarter ending September 2017	1,914	↑
Quarter ending December 2017	1,893	↓
Quarter ending March 2018	1,830	↓
Variance since March 2017	8.2%	↑



ACTIVITY



Month	Adjusted Scheduled Activity (UDA)	
	2017	2018
April	308	434
May	1,063	1,077
June	1,353	1,505
July	1,822	1,929
August	2,305	2,379
September	2,717	2,786
October	3,184	3,282
November	3,567	3,761
December	3,922	4,066
January	4,335	4,437
February	4,712	5,078
March	5,145	5,235
April	5,174	
May	5,174	
June	5,175	

QUALITY

	Quantity	Base Number	Contract	AT	Region	England
% of FP17s for the same patient ID Re-attending within 3 months - Children	31	612	5.1%	10.5%	11.5%	11.9%
% of FP17s for the same patient ID Re-attending within 3 months - Adults	51	1,205	4.2%	16.1%	16.8%	16.0%
% of FP17s for the same patient ID Re-attending between 3 & 9 months - Children	181	612	29.6%	43.4%	47.7%	58.3%
% of FP17s for the same patient ID Re-attending between 3 & 9 months - Adults	291	1,205	24.1%	35.8%	38.2%	50.3%
% of FP17s for Band 1 Urgent Courses	21	1,808	1.2%	10.9%	10.6%	9.1%
% of FP17s Relating to Free Repair or Replacements	7	1,808	0.4%	0.5%	0.6%	0.8%
% of FP17s Relating to Continuations	0	1,808	0.0%	0.7%	0.8%	1.0%
% of Patients satisfied with the dentistry they have received	0	0	N/A	89.7%	89.3%	91.5%
% of Patients satisfied with the time they had to wait for an appointment	0	0	N/A	82.7%	84.4%	87.9%

* This is based on patients treated on this contract for their most recent course of treatment. Figures in italics indicate the base number of FP17s or Patient Questionnaire responses are less than 100. N/A is shown where the base number of responses is less than 10 during the period. % is calculated as Quantity/Base number*100

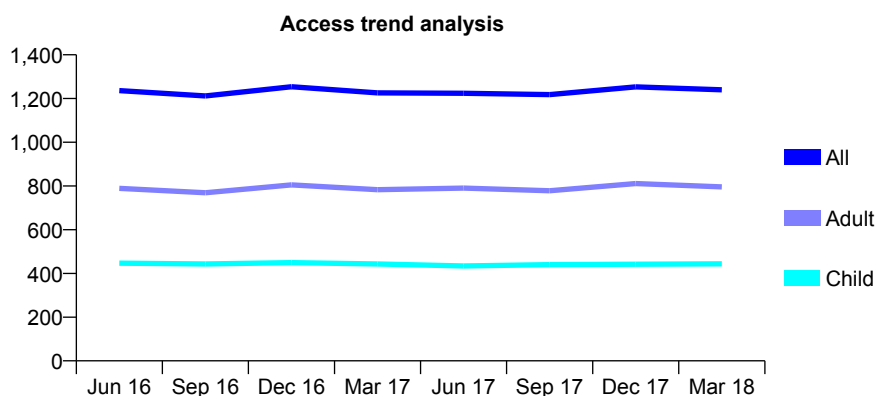
Q61 - Vital Signs At a Glance Contract Report for 731129/0001 - March 2018

Name or company name	MR AZ MALIK
Contract type name	GDS Contract
Purpose of contract	General
Contract start date	01/04/2006
Contract end date	

17/18 Contracted general activity (UDA)	3,500
Carry forward general activity (UDA)	-15
17/18 Contracted orthodontic activity (UOA)	0
Carry forward orthodontic activity (UOA)	0
Baseline contract value	£84,183.77

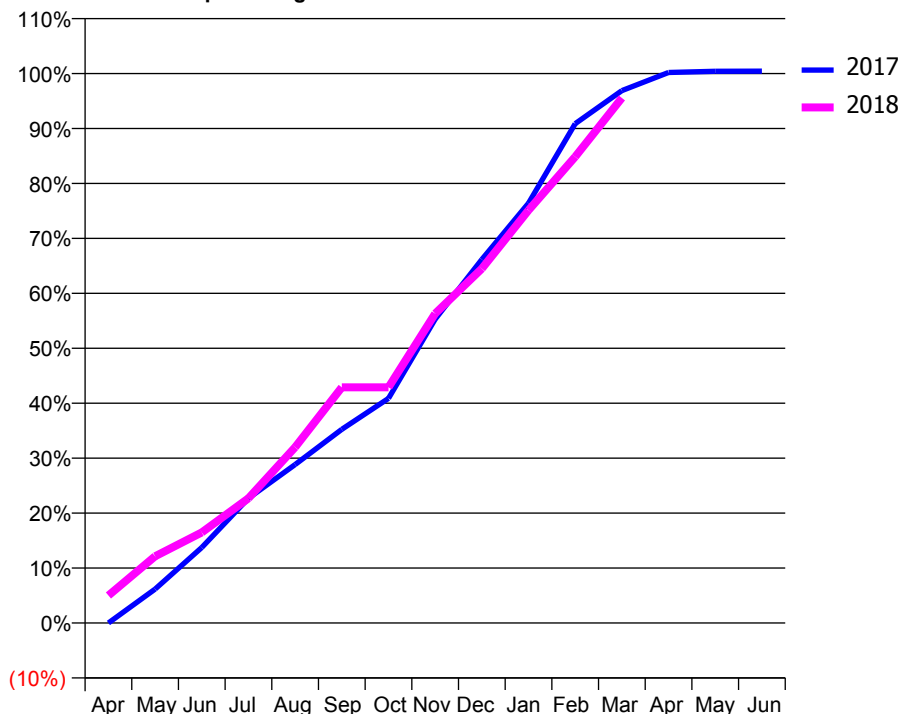
ACCESS*

Patients seen in 24 months	Total	Change since previous quarter
Quarter ending March 2017	1,226	
Quarter ending June 2017	1,224	→
Quarter ending September 2017	1,218	→
Quarter ending December 2017	1,253	↑
Quarter ending March 2018	1,240	↓
Variance since March 2017	1.1%	→



ACTIVITY

Cumulative percentage of contracted UDA delivered 2017 & 2018



Month	Adjusted Scheduled Activity (UDA)	
	2017	2018
April	0	175
May	216	425
June	481	577
July	794	794
August	1,010	1,120
September	1,234	1,502
October	1,431	1,502
November	1,935	1,971
December	2,315	2,257
January	2,674	2,629
February	3,181	2,970
March	3,391	3,344
April	3,506	
May	3,514	
June	3,515	

QUALITY

	Quantity	Base Number	Contract	AT	Region	England
% of FP17s for the same patient ID Re-attending within 3 months - Children	59	766	7.7%	10.5%	11.5%	11.9%
% of FP17s for the same patient ID Re-attending within 3 months - Adults	206	984	20.9%	16.1%	16.8%	16.0%
% of FP17s for the same patient ID Re-attending between 3 & 9 months - Children	531	766	69.3%	43.4%	47.7%	58.3%
% of FP17s for the same patient ID Re-attending between 3 & 9 months - Adults	406	984	41.3%	35.8%	38.2%	50.3%
% of FP17s for Band 1 Urgent Courses	180	1,687	10.7%	10.9%	10.6%	9.1%
% of FP17s Relating to Free Repair or Replacements	38	1,687	2.3%	0.5%	0.6%	0.8%
% of FP17s Relating to Continuations	6	1,687	0.4%	0.7%	0.8%	1.0%
% of Patients satisfied with the dentistry they have received	0	0	N/A	89.7%	89.3%	91.5%
% of Patients satisfied with the time they had to wait for an appointment	0	0	N/A	82.7%	84.4%	87.9%

* This is based on patients treated on this contract for their most recent course of treatment. Figures in italics indicate the base number of FP17s or Patient Questionnaire responses are less than 100. N/A is shown where the base number of responses is less than 10 during the period. % is calculated as Quantity/Base number*100

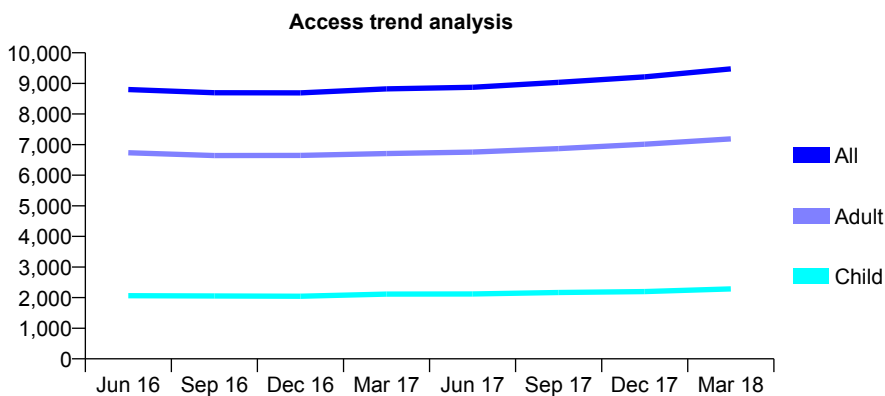
Q61 - Vital Signs At a Glance Contract Report for 731285/0001 - March 2018

Name or company name	Barnes, Wardle and Majeবাদia
Contract type name	GDS Contract
Purpose of contract	General
Contract start date	01/04/2006
Contract end date	

17/18 Contracted general activity (UDA)	23,933
Carry forward general activity (UDA)	-138
17/18 Contracted orthodontic activity (UOA)	0
Carry forward orthodontic activity (UOA)	0
Baseline contract value	£811,333.46

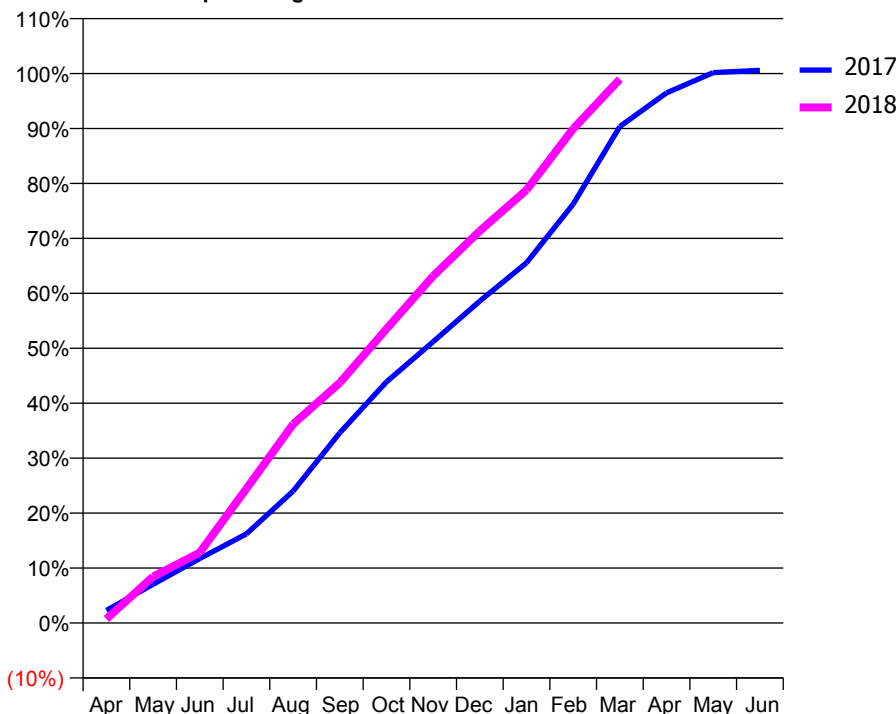
ACCESS*

Patients seen in 24 months	Total	Change since previous quarter
Quarter ending March 2017	8,821	
Quarter ending June 2017	8,873	→
Quarter ending September 2017	9,037	→
Quarter ending December 2017	9,214	→
Quarter ending March 2018	9,473	↑
Variance since March 2017	7.4%	↑



ACTIVITY

Cumulative percentage of contracted UDA delivered 2017 & 2018



Month	Adjusted Scheduled Activity (UDA)	
	2017	2018
April	547	177
May	1,687	2,023
June	2,805	3,069
July	3,885	5,860
August	5,747	8,661
September	8,283	10,466
October	10,502	12,811
November	12,250	15,113
December	14,021	17,077
January	15,691	18,859
February	18,242	21,524
March	21,624	23,686
April	23,087	
May	23,970	
June	24,071	

QUALITY

	Quantity	Base Number	Contract	AT	Region	England
% of FP17s for the same patient ID Re-attending within 3 months - Children	159	2,672	6.0%	10.5%	11.5%	11.9%
% of FP17s for the same patient ID Re-attending within 3 months - Adults	1,339	8,653	15.5%	16.1%	16.8%	16.0%
% of FP17s for the same patient ID Re-attending between 3 & 9 months - Children	976	2,672	36.5%	43.4%	47.7%	58.3%
% of FP17s for the same patient ID Re-attending between 3 & 9 months - Adults	3,340	8,653	38.6%	35.8%	38.2%	50.3%
% of FP17s for Band 1 Urgent Courses	951	10,468	9.1%	10.9%	10.6%	9.1%
% of FP17s Relating to Free Repair or Replacements	71	10,468	0.7%	0.5%	0.6%	0.8%
% of FP17s Relating to Continuations	96	10,468	0.9%	0.7%	0.8%	1.0%
% of Patients satisfied with the dentistry they have received	6	7	N/A	89.7%	89.3%	91.5%
% of Patients satisfied with the time they had to wait for an appointment	6	7	N/A	82.7%	84.4%	87.9%

* This is based on patients treated on this contract for their most recent course of treatment. Figures in italics indicate the base number of FP17s or Patient Questionnaire responses are less than 100. N/A is shown where the base number of responses is less than 10 during the period. % is calculated as Quantity/Base number*100

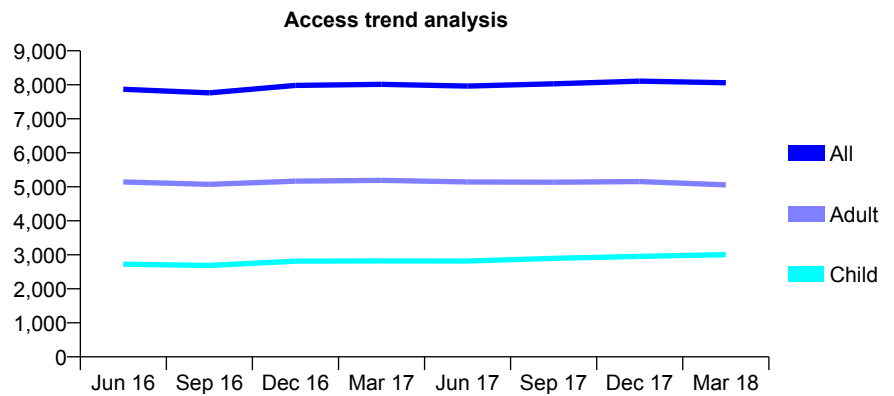
Q61 - Vital Signs At a Glance Contract Report for 733180/0001 - March 2018

Name or company name	MR P PATEL
Contract type name	GDS Contract
Purpose of contract	General
Contract start date	01/04/2006
Contract end date	

17/18 Contracted general activity (UDA)	20,204
Carry forward general activity (UDA)	-404
17/18 Contracted orthodontic activity (UOA)	0
Carry forward orthodontic activity (UOA)	0
Baseline contract value	£601,091.39

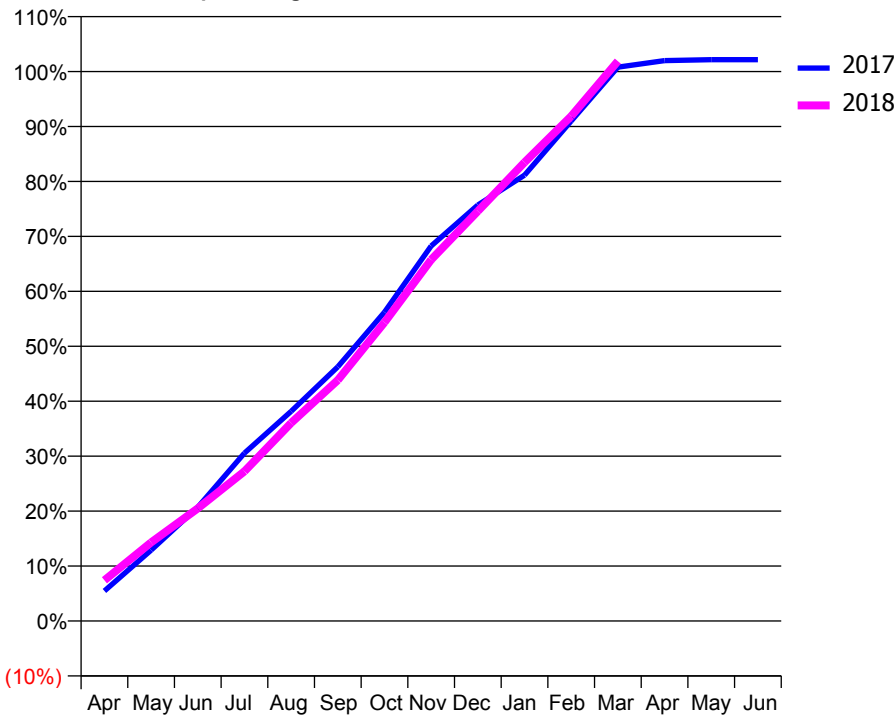
ACCESS*

Patients seen in 24 months	Total	Change since previous quarter
Quarter ending March 2017	8,012	
Quarter ending June 2017	7,964	→
Quarter ending September 2017	8,031	→
Quarter ending December 2017	8,108	→
Quarter ending March 2018	8,062	→
Variance since March 2017	0.6%	→



ACTIVITY

Cumulative percentage of contracted UDA delivered 2017 & 2018



Month	Adjusted Scheduled Activity (UDA)	
	2017	2018
April	1,107	1,499
May	2,608	2,890
June	4,187	4,143
July	6,173	5,502
August	7,712	7,283
September	9,347	8,856
October	11,355	10,981
November	13,791	13,283
December	15,294	15,070
January	16,393	16,865
February	18,386	18,558
March	20,363	20,584
April	20,604	
May	20,640	
June	20,638	

QUALITY

	Quantity	Base Number	Contract	AT	Region	England
% of FP17s for the same patient ID Re-attending within 3 months - Children	394	3,546	11.1%	10.5%	11.5%	11.9%
% of FP17s for the same patient ID Re-attending within 3 months - Adults	862	5,328	16.2%	16.1%	16.8%	16.0%
% of FP17s for the same patient ID Re-attending between 3 & 9 months - Children	1,491	3,546	42.0%	43.4%	47.7%	58.3%
% of FP17s for the same patient ID Re-attending between 3 & 9 months - Adults	1,931	5,328	36.2%	35.8%	38.2%	50.3%
% of FP17s for Band 1 Urgent Courses	923	8,235	11.2%	10.9%	10.6%	9.1%
% of FP17s Relating to Free Repair or Replacements	6	8,235	0.1%	0.5%	0.6%	0.8%
% of FP17s Relating to Continuations	100	8,235	1.2%	0.7%	0.8%	1.0%
% of Patients satisfied with the dentistry they have received	5	6	N/A	89.7%	89.3%	91.5%
% of Patients satisfied with the time they had to wait for an appointment	4	6	N/A	82.7%	84.4%	87.9%

* This is based on patients treated on this contract for their most recent course of treatment. Figures in italics indicate the base number of FP17s or Patient Questionnaire responses are less than 100. N/A is shown where the base number of responses is less than 10 during the period. % is calculated as Quantity/Base number*100

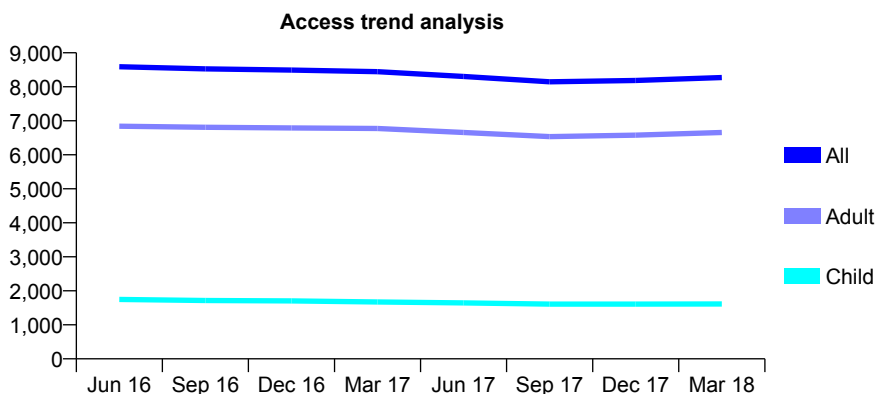
Q61 - Vital Signs At a Glance Contract Report for 733202/0001 - March 2018

Name or company name	MR CM GAUNT
Contract type name	GDS Contract
Purpose of contract	General
Contract start date	01/04/2006
Contract end date	

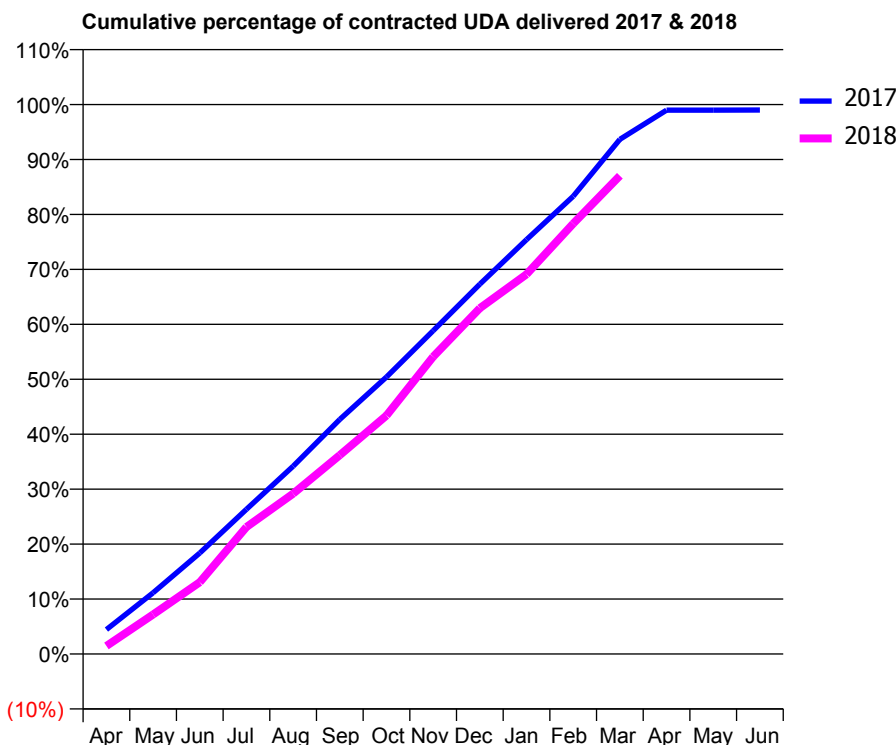
17/18 Contracted general activity (UDA)	24,083
Carry forward general activity (UDA)	242
17/18 Contracted orthodontic activity (UOA)	0
Carry forward orthodontic activity (UOA)	0
Baseline contract value	£690,338.08

ACCESS*

Patients seen in 24 months	Total	Change since previous quarter
Quarter ending March 2017	8,446	
Quarter ending June 2017	8,302	↓
Quarter ending September 2017	8,146	↓
Quarter ending December 2017	8,187	→
Quarter ending March 2018	8,271	→
Variance since March 2017	(2.1%)	↓



ACTIVITY



Month	Adjusted Scheduled Activity (UDA)	
	2017	2018
April	1,074	354
May	2,688	1,735
June	4,429	3,147
July	6,347	5,565
August	8,231	7,030
September	10,285	8,719
October	12,142	10,453
November	14,167	13,032
December	16,211	15,158
January	18,162	16,643
February	20,058	18,864
March	22,554	20,963
April	23,837	
May	23,837	
June	23,841	

QUALITY

	Quantity	Base Number	Contract	AT	Region	England
% of FP17s for the same patient ID Re-attending within 3 months - Children	105	2,041	5.1%	10.5%	11.5%	11.9%
% of FP17s for the same patient ID Re-attending within 3 months - Adults	1,326	7,987	16.6%	16.1%	16.8%	16.0%
% of FP17s for the same patient ID Re-attending between 3 & 9 months - Children	1,031	2,041	50.5%	43.4%	47.7%	58.3%
% of FP17s for the same patient ID Re-attending between 3 & 9 months - Adults	3,716	7,987	46.5%	35.8%	38.2%	50.3%
% of FP17s for Band 1 Urgent Courses	1,236	9,597	12.9%	10.9%	10.6%	9.1%
% of FP17s Relating to Free Repair or Replacements	25	9,597	0.3%	0.5%	0.6%	0.8%
% of FP17s Relating to Continuations	106	9,597	1.1%	0.7%	0.8%	1.0%
% of Patients satisfied with the dentistry they have received	9	9	N/A	89.7%	89.3%	91.5%
% of Patients satisfied with the time they had to wait for an appointment	9	9	N/A	82.7%	84.4%	87.9%

* This is based on patients treated on this contract for their most recent course of treatment. Figures in italics indicate the base number of FP17s or Patient Questionnaire responses are less than 100. N/A is shown where the base number of responses is less than 10 during the period. % is calculated as Quantity/Base number*100

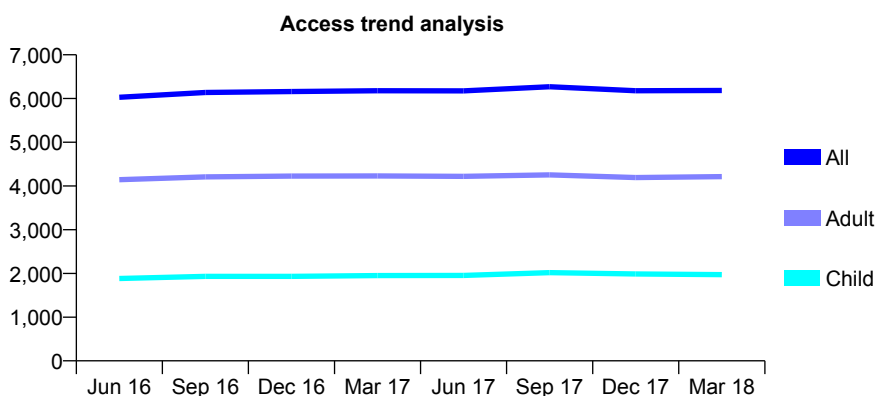
Q61 - Vital Signs At a Glance Contract Report for 733245/0001 - March 2018

Name or company name	MR AM BOOKEY
Contract type name	GDS Contract
Purpose of contract	General
Contract start date	01/04/2006
Contract end date	

17/18 Contracted general activity (UDA)	13,493
Carry forward general activity (UDA)	-85
17/18 Contracted orthodontic activity (UOA)	0
Carry forward orthodontic activity (UOA)	0
Baseline contract value	£312,043.55

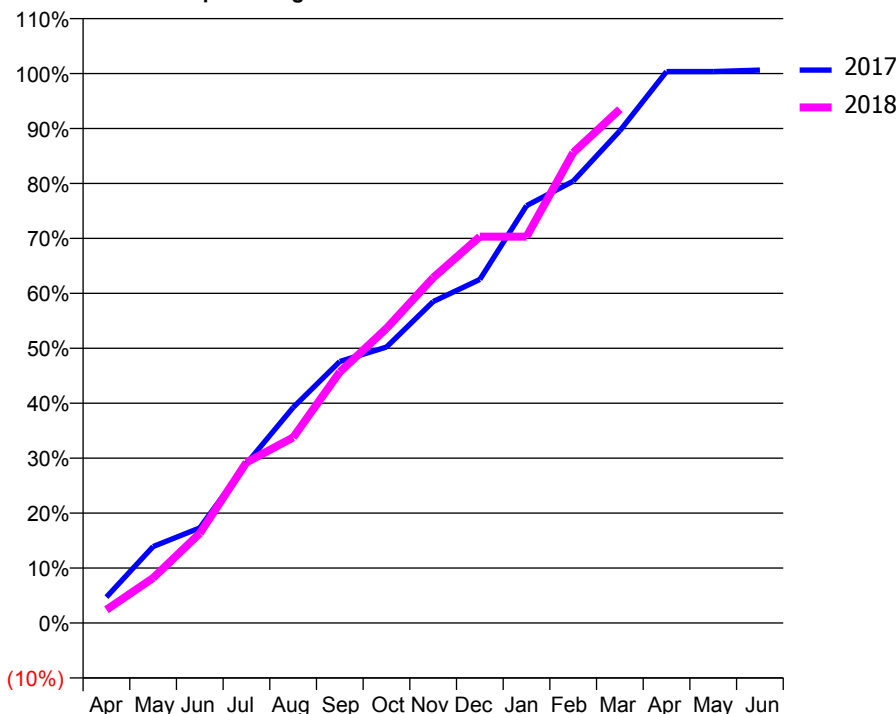
ACCESS*

Patients seen in 24 months	Total	Change since previous quarter
Quarter ending March 2017	6,179	
Quarter ending June 2017	6,174	→
Quarter ending September 2017	6,271	→
Quarter ending December 2017	6,179	↓
Quarter ending March 2018	6,185	→
Variance since March 2017	0.1%	→



ACTIVITY

Cumulative percentage of contracted UDA delivered 2017 & 2018



Month	Adjusted Scheduled Activity (UDA)	
	2017	2018
April	638	325
May	1,879	1,105
June	2,337	2,202
July	3,915	3,945
August	5,294	4,556
September	6,424	6,162
October	6,777	7,235
November	7,891	8,480
December	8,437	9,487
January	10,248	9,487
February	10,848	11,549
March	12,086	12,613
April	13,541	
May	13,540	
June	13,578	

QUALITY

	Quantity	Base Number	Contract	AT	Region	England
% of FP17s for the same patient ID Re-attending within 3 months - Children	144	2,483	5.8%	10.5%	11.5%	11.9%
% of FP17s for the same patient ID Re-attending within 3 months - Adults	531	4,551	11.7%	16.1%	16.8%	16.0%
% of FP17s for the same patient ID Re-attending between 3 & 9 months - Children	1,304	2,483	52.5%	43.4%	47.7%	58.3%
% of FP17s for the same patient ID Re-attending between 3 & 9 months - Adults	1,632	4,551	35.9%	35.8%	38.2%	50.3%
% of FP17s for Band 1 Urgent Courses	550	6,351	8.7%	10.9%	10.6%	9.1%
% of FP17s Relating to Free Repair or Replacements	26	6,351	0.4%	0.5%	0.6%	0.8%
% of FP17s Relating to Continuations	33	6,351	0.5%	0.7%	0.8%	1.0%
% of Patients satisfied with the dentistry they have received	1	1	N/A	89.7%	89.3%	91.5%
% of Patients satisfied with the time they had to wait for an appointment	1	1	N/A	82.7%	84.4%	87.9%

* This is based on patients treated on this contract for their most recent course of treatment. Figures in italics indicate the base number of FP17s or Patient Questionnaire responses are less than 100. N/A is shown where the base number of responses is less than 10 during the period. % is calculated as Quantity/Base number*100

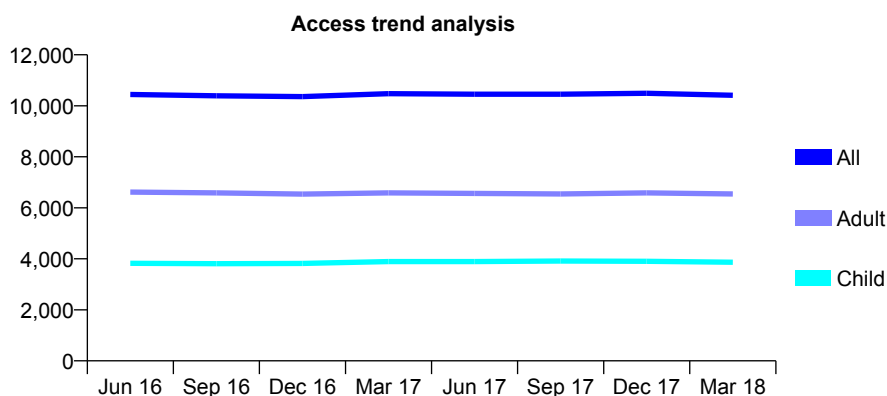
Q61 - Vital Signs At a Glance Contract Report for 738166/0001 - March 2018

Name or company name	MR S MALHAN
Contract type name	GDS Contract
Purpose of contract	General
Contract start date	01/04/2006
Contract end date	

17/18 Contracted general activity (UDA)	26,571
Carry forward general activity (UDA)	-60
17/18 Contracted orthodontic activity (UOA)	0
Carry forward orthodontic activity (UOA)	0
Baseline contract value	£678,401.06

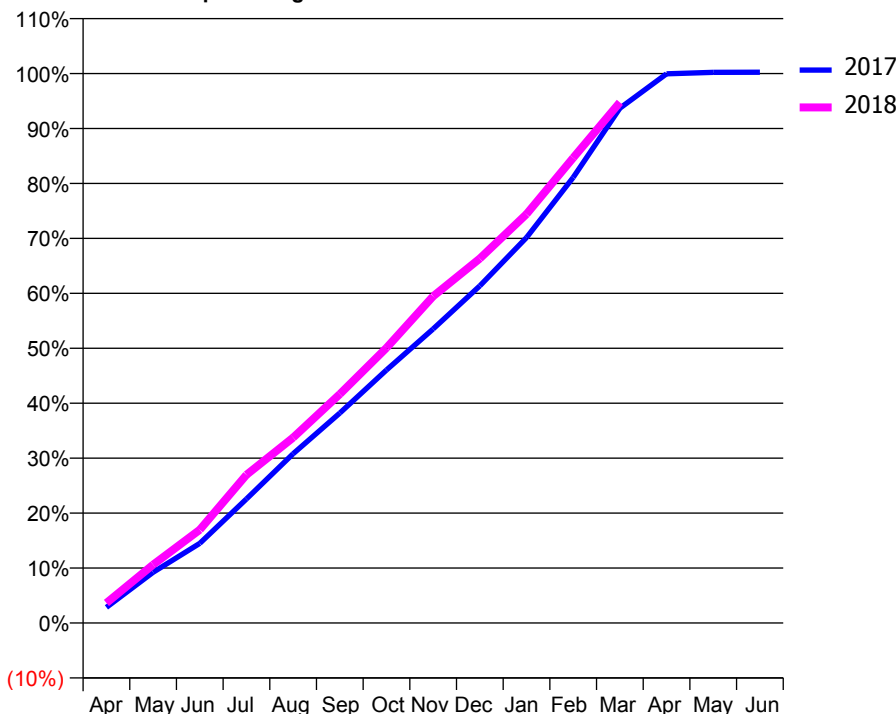
ACCESS*

Patients seen in 24 months	Total	Change since previous quarter
Quarter ending March 2017	10,478	
Quarter ending June 2017	10,455	→
Quarter ending September 2017	10,457	→
Quarter ending December 2017	10,489	→
Quarter ending March 2018	10,413	→
Variance since March 2017	(0.6%)	→



ACTIVITY

Cumulative percentage of contracted UDA delivered 2017 & 2018



Month	Adjusted Scheduled Activity (UDA)	
	2017	2018
April	759	973
May	2,451	2,824
June	3,854	4,513
July	6,000	7,167
August	8,187	8,968
September	10,155	11,066
October	12,236	13,303
November	14,223	15,798
December	16,304	17,629
January	18,640	19,772
February	21,547	22,494
March	24,891	25,173
April	26,557	
May	26,627	
June	26,631	

QUALITY

	Quantity	Base Number	Contract	AT	Region	England
% of FP17s for the same patient ID Re-attending within 3 months - Children	285	4,339	6.6%	10.5%	11.5%	11.9%
% of FP17s for the same patient ID Re-attending within 3 months - Adults	943	6,542	14.4%	16.1%	16.8%	16.0%
% of FP17s for the same patient ID Re-attending between 3 & 9 months - Children	1,913	4,339	44.1%	43.4%	47.7%	58.3%
% of FP17s for the same patient ID Re-attending between 3 & 9 months - Adults	2,214	6,542	33.8%	35.8%	38.2%	50.3%
% of FP17s for Band 1 Urgent Courses	1,250	10,326	12.1%	10.9%	10.6%	9.1%
% of FP17s Relating to Free Repair or Replacements	65	10,326	0.6%	0.5%	0.6%	0.8%
% of FP17s Relating to Continuations	17	10,326	0.2%	0.7%	0.8%	1.0%
% of Patients satisfied with the dentistry they have received	5	5	N/A	89.7%	89.3%	91.5%
% of Patients satisfied with the time they had to wait for an appointment	4	5	N/A	82.7%	84.4%	87.9%

* This is based on patients treated on this contract for their most recent course of treatment. Figures in italics indicate the base number of FP17s or Patient Questionnaire responses are less than 100. N/A is shown where the base number of responses is less than 10 during the period. % is calculated as Quantity/Base number*100

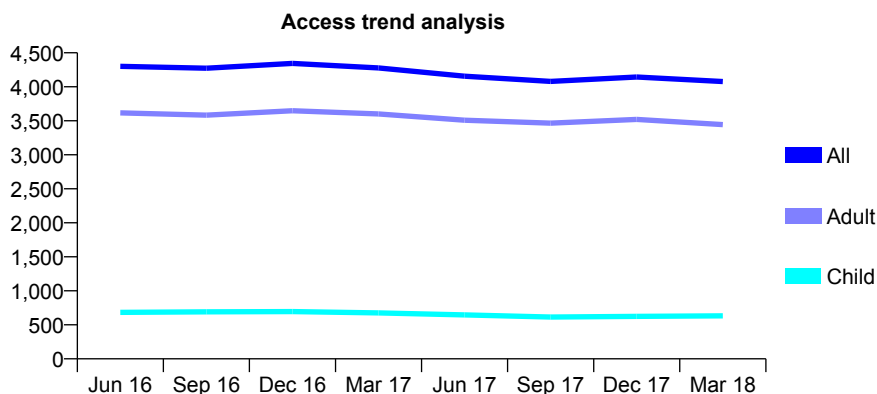
Q61 - Vital Signs At a Glance Contract Report for 741906/0001 - March 2018

Name or company name	MR DL LEVENSTEIN
Contract type name	GDS Contract
Purpose of contract	General
Contract start date	01/04/2006
Contract end date	

17/18 Contracted general activity (UDA)	11,978
Carry forward general activity (UDA)	-183
17/18 Contracted orthodontic activity (UOA)	0
Carry forward orthodontic activity (UOA)	0
Baseline contract value	£336,940.04

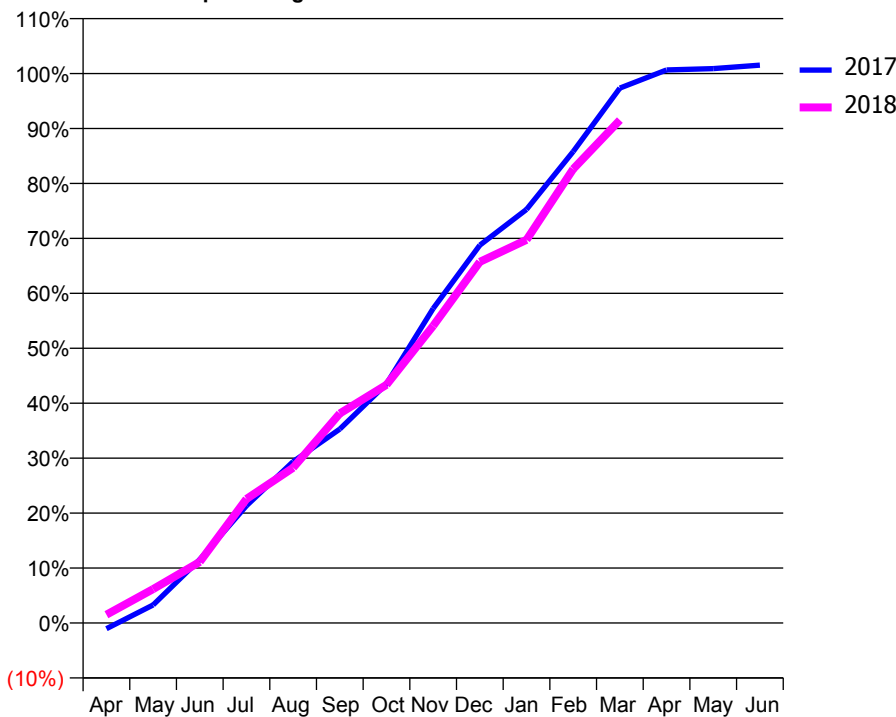
ACCESS*

Patients seen in 24 months	Total	Change since previous quarter
Quarter ending March 2017	4,277	
Quarter ending June 2017	4,156	↓
Quarter ending September 2017	4,080	↓
Quarter ending December 2017	4,145	→
Quarter ending March 2018	4,078	↓
Variance since March 2017	(4.7%)	↓



ACTIVITY

Cumulative percentage of contracted UDA delivered 2017 & 2018



Adjusted Scheduled Activity (UDA)

Month	2017	2018
April	-128	183
May	395	741
June	1,385	1,333
July	2,555	2,704
August	3,520	3,386
September	4,229	4,569
October	5,214	5,193
November	6,854	6,476
December	8,236	7,874
January	9,016	8,351
February	10,275	9,897
March	11,659	10,963
April	12,057	
May	12,086	
June	12,161	

QUALITY

	Quantity	Base Number	Contract	AT	Region	England
% of FP17s for the same patient ID Re-attending within 3 months - Children	27	694	3.9%	10.5%	11.5%	11.9%
% of FP17s for the same patient ID Re-attending within 3 months - Adults	426	3,879	11.0%	16.1%	16.8%	16.0%
% of FP17s for the same patient ID Re-attending between 3 & 9 months - Children	290	694	41.8%	43.4%	47.7%	58.3%
% of FP17s for the same patient ID Re-attending between 3 & 9 months - Adults	1,711	3,879	44.1%	35.8%	38.2%	50.3%
% of FP17s for Band 1 Urgent Courses	348	4,370	8.0%	10.9%	10.6%	9.1%
% of FP17s Relating to Free Repair or Replacements	20	4,370	0.5%	0.5%	0.6%	0.8%
% of FP17s Relating to Continuations	16	4,370	0.4%	0.7%	0.8%	1.0%
% of Patients satisfied with the dentistry they have received	3	3	N/A	89.7%	89.3%	91.5%
% of Patients satisfied with the time they had to wait for an appointment	2	3	N/A	82.7%	84.4%	87.9%

* This is based on patients treated on this contract for their most recent course of treatment. Figures in italics indicate the base number of FP17s or Patient Questionnaire responses are less than 100. N/A is shown where the base number of responses is less than 10 during the period. % is calculated as Quantity/Base number*100

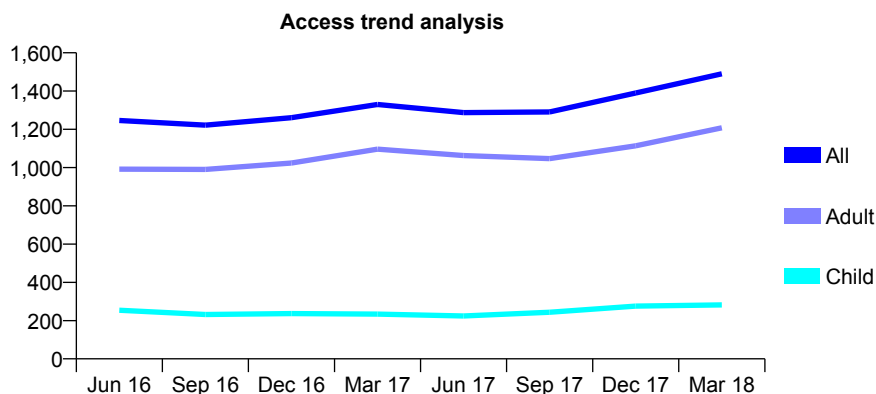
Q61 - Vital Signs At a Glance Contract Report for 742295/0001 - March 2018

Name or company name	Family Dental Care
Contract type name	GDS Contract
Purpose of contract	General
Contract start date	01/04/2006
Contract end date	

17/18 Contracted general activity (UDA)	5,308
Carry forward general activity (UDA)	-70
17/18 Contracted orthodontic activity (UOA)	0
Carry forward orthodontic activity (UOA)	0
Baseline contract value	£185,664.61

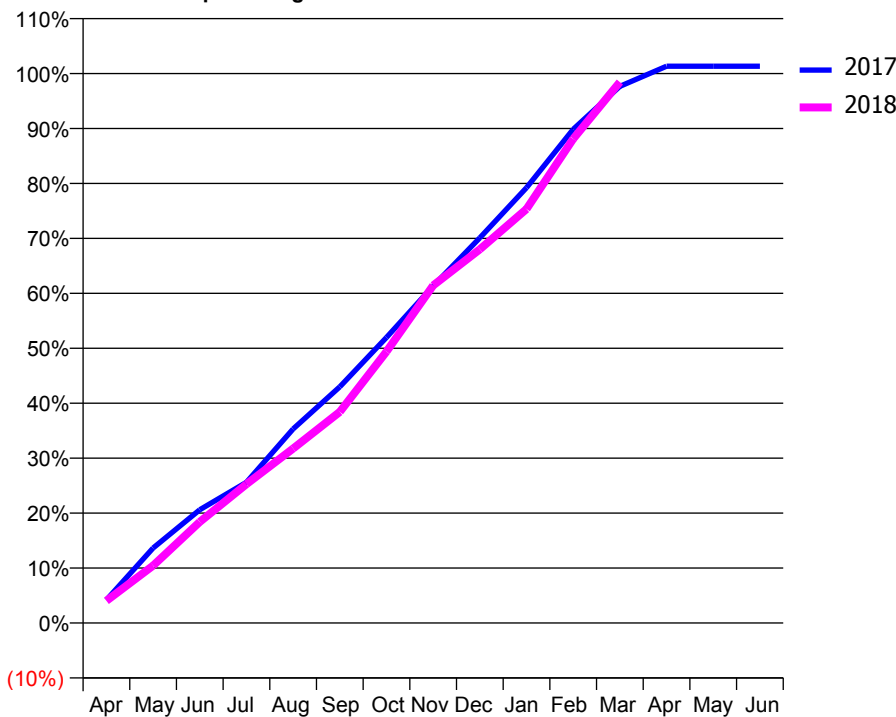
ACCESS*

Patients seen in 24 months	Total	Change since previous quarter
Quarter ending March 2017	1,330	
Quarter ending June 2017	1,287	↓
Quarter ending September 2017	1,291	→
Quarter ending December 2017	1,390	↑
Quarter ending March 2018	1,490	↑
Variance since March 2017	12.0%	↑



ACTIVITY

Cumulative percentage of contracted UDA delivered 2017 & 2018



Month	Adjusted Scheduled Activity (UDA)	
	2017	2018
April	224	214
May	724	554
June	1,094	977
July	1,359	1,341
August	1,875	1,686
September	2,282	2,040
October	2,758	2,622
November	3,256	3,260
December	3,721	3,610
January	4,205	3,999
February	4,769	4,676
March	5,184	5,226
April	5,378	
May	5,378	
June	5,378	

QUALITY

	Quantity	Base Number	Contract	AT	Region	England
% of FP17s for the same patient ID Re-attending within 3 months - Children	28	372	7.5%	10.5%	11.5%	11.9%
% of FP17s for the same patient ID Re-attending within 3 months - Adults	84	1,104	7.6%	16.1%	16.8%	16.0%
% of FP17s for the same patient ID Re-attending between 3 & 9 months - Children	106	372	28.5%	43.4%	47.7%	58.3%
% of FP17s for the same patient ID Re-attending between 3 & 9 months - Adults	258	1,104	23.4%	35.8%	38.2%	50.3%
% of FP17s for Band 1 Urgent Courses	23	1,412	1.6%	10.9%	10.6%	9.1%
% of FP17s Relating to Free Repair or Replacements	4	1,412	0.3%	0.5%	0.6%	0.8%
% of FP17s Relating to Continuations	0	1,412	0.0%	0.7%	0.8%	1.0%
% of Patients satisfied with the dentistry they have received	1	1	N/A	89.7%	89.3%	91.5%
% of Patients satisfied with the time they had to wait for an appointment	1	1	N/A	82.7%	84.4%	87.9%

* This is based on patients treated on this contract for their most recent course of treatment. Figures in italics indicate the base number of FP17s or Patient Questionnaire responses are less than 100. N/A is shown where the base number of responses is less than 10 during the period. % is calculated as Quantity/Base number*100

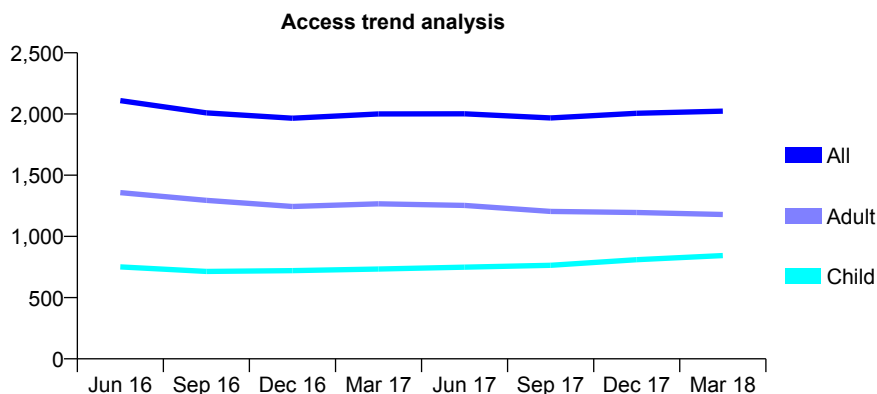
Q61 - Vital Signs At a Glance Contract Report for 742732/0001 - March 2018

Name or company name	MR R SULLMAN
Contract type name	GDS Contract
Purpose of contract	General
Contract start date	01/04/2006
Contract end date	

17/18 Contracted general activity (UDA)	6,652
Carry forward general activity (UDA)	-133
17/18 Contracted orthodontic activity (UOA)	0
Carry forward orthodontic activity (UOA)	0
Baseline contract value	£174,441.44

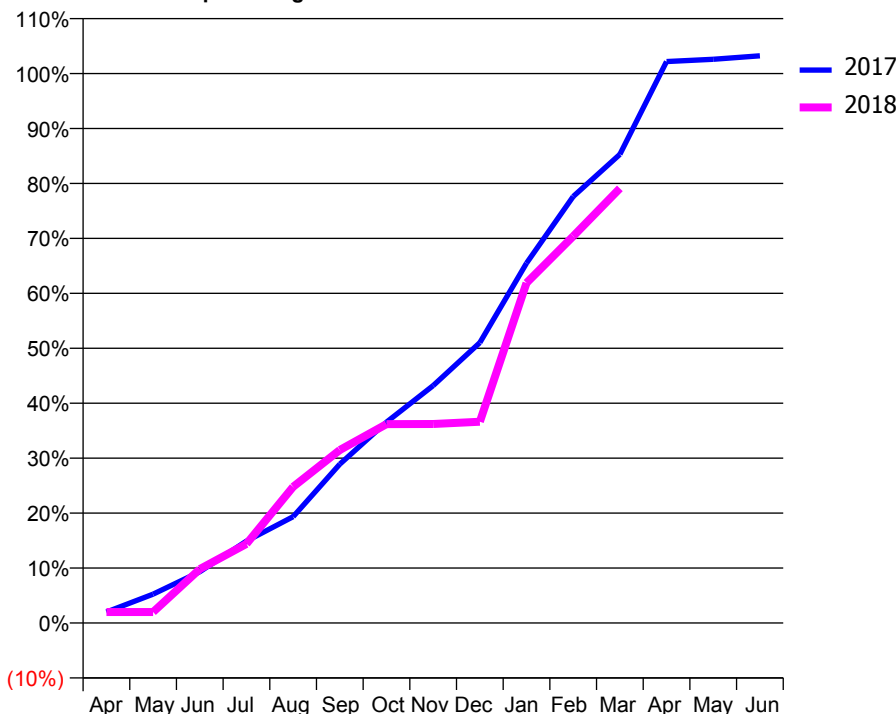
ACCESS*

Patients seen in 24 months	Total	Change since previous quarter
Quarter ending March 2017	2,000	
Quarter ending June 2017	2,002	→
Quarter ending September 2017	1,968	↓
Quarter ending December 2017	2,006	→
Quarter ending March 2018	2,023	→
Variance since March 2017	1.2%	→



ACTIVITY

Cumulative percentage of contracted UDA delivered 2017 & 2018



Month	Adjusted Scheduled Activity (UDA)	
	2017	2018
April	133	133
May	349	133
June	620	653
July	992	958
August	1,288	1,648
September	1,923	2,094
October	2,432	2,408
November	2,875	2,409
December	3,394	2,436
January	4,356	4,117
February	5,163	4,682
March	5,673	5,261
April	6,796	
May	6,824	
June	6,867	

QUALITY

	Quantity	Base Number	Contract	AT	Region	England
% of FP17s for the same patient ID Re-attending within 3 months - Children	60	811	7.4%	10.5%	11.5%	11.9%
% of FP17s for the same patient ID Re-attending within 3 months - Adults	170	1,140	14.9%	16.1%	16.8%	16.0%
% of FP17s for the same patient ID Re-attending between 3 & 9 months - Children	120	811	14.8%	43.4%	47.7%	58.3%
% of FP17s for the same patient ID Re-attending between 3 & 9 months - Adults	284	1,140	24.9%	35.8%	38.2%	50.3%
% of FP17s for Band 1 Urgent Courses	283	1,631	17.4%	10.9%	10.6%	9.1%
% of FP17s Relating to Free Repair or Replacements	1	1,631	0.1%	0.5%	0.6%	0.8%
% of FP17s Relating to Continuations	1	1,631	0.1%	0.7%	0.8%	1.0%
% of Patients satisfied with the dentistry they have received	0	0	N/A	89.7%	89.3%	91.5%
% of Patients satisfied with the time they had to wait for an appointment	0	0	N/A	82.7%	84.4%	87.9%

* This is based on patients treated on this contract for their most recent course of treatment. Figures in italics indicate the base number of FP17s or Patient Questionnaire responses are less than 100. N/A is shown where the base number of responses is less than 10 during the period. % is calculated as Quantity/Base number*100

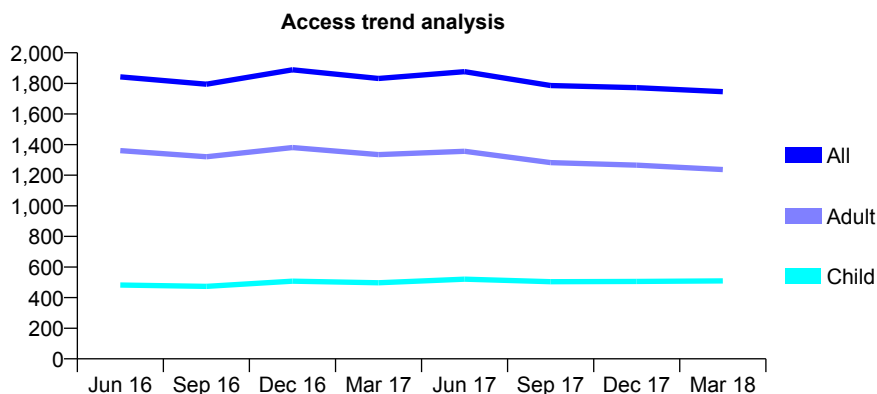
Q61 - Vital Signs At a Glance Contract Report for 745359/0001 - March 2018

Name or company name	MISS A AGARWAL
Contract type name	GDS Contract
Purpose of contract	General
Contract start date	01/04/2006
Contract end date	

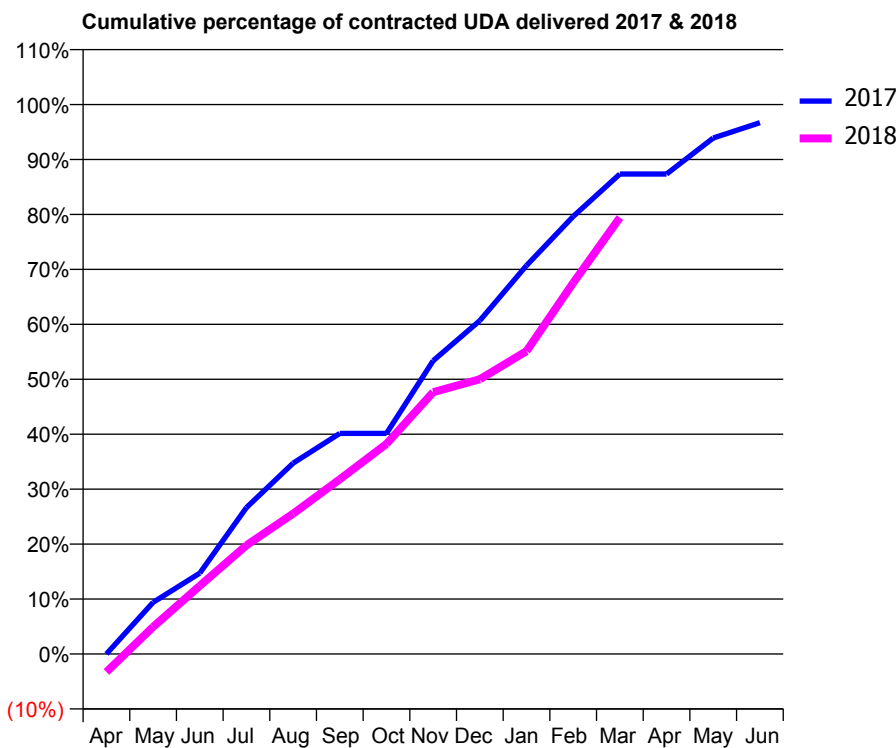
17/18 Contracted general activity (UDA)	4,246
Carry forward general activity (UDA)	140
17/18 Contracted orthodontic activity (UOA)	0
Carry forward orthodontic activity (UOA)	0
Baseline contract value	£133,952.25

ACCESS*

Patients seen in 24 months	Total	Change since previous quarter
Quarter ending March 2017	1,832	
Quarter ending June 2017	1,877	↑
Quarter ending September 2017	1,786	↓
Quarter ending December 2017	1,772	→
Quarter ending March 2018	1,746	↓
Variance since March 2017	(4.7%)	↓



ACTIVITY



Month	Adjusted Scheduled Activity (UDA)	
	2017	2018
April	0	-140
May	399	210
June	625	527
July	1,132	841
August	1,475	1,085
September	1,705	1,350
October	1,705	1,623
November	2,267	2,024
December	2,576	2,123
January	3,002	2,340
February	3,381	2,868
March	3,709	3,371
April	3,709	
May	3,987	
June	4,106	

QUALITY

	Quantity	Base Number	Contract	AT	Region	England
% of FP17s for the same patient ID Re-attending within 3 months - Children	45	513	8.8%	10.5%	11.5%	11.9%
% of FP17s for the same patient ID Re-attending within 3 months - Adults	193	1,128	17.1%	16.1%	16.8%	16.0%
% of FP17s for the same patient ID Re-attending between 3 & 9 months - Children	144	513	28.1%	43.4%	47.7%	58.3%
% of FP17s for the same patient ID Re-attending between 3 & 9 months - Adults	227	1,128	20.1%	35.8%	38.2%	50.3%
% of FP17s for Band 1 Urgent Courses	234	1,497	15.6%	10.9%	10.6%	9.1%
% of FP17s Relating to Free Repair or Replacements	4	1,497	0.3%	0.5%	0.6%	0.8%
% of FP17s Relating to Continuations	11	1,497	0.7%	0.7%	0.8%	1.0%
% of Patients satisfied with the dentistry they have received	3	3	N/A	89.7%	89.3%	91.5%
% of Patients satisfied with the time they had to wait for an appointment	3	3	N/A	82.7%	84.4%	87.9%

* This is based on patients treated on this contract for their most recent course of treatment. Figures in italics indicate the base number of FP17s or Patient Questionnaire responses are less than 100. N/A is shown where the base number of responses is less than 10 during the period. % is calculated as Quantity/Base number*100

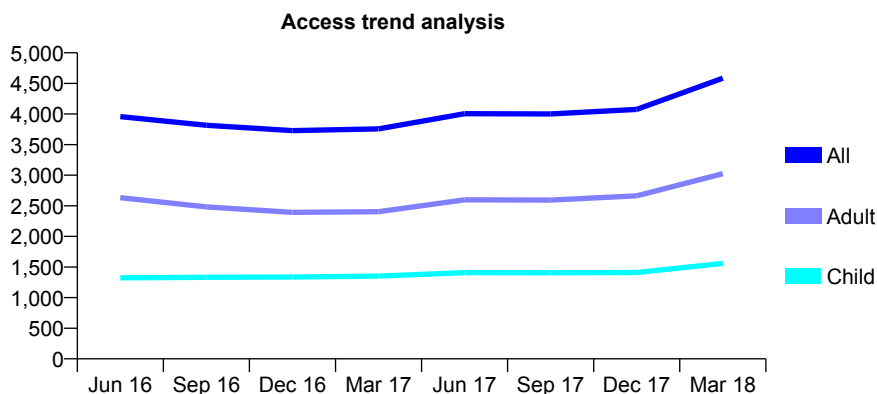
Q61 - Vital Signs At a Glance Contract Report for 745634/0001 - March 2018

Name or company name	MR DG FOURIE
Contract type name	GDS Contract
Purpose of contract	General
Contract start date	01/04/2006
Contract end date	

17/18 Contracted general activity (UDA)	11,947
Carry forward general activity (UDA)	468
17/18 Contracted orthodontic activity (UOA)	0
Carry forward orthodontic activity (UOA)	0
Baseline contract value	£401,429.74

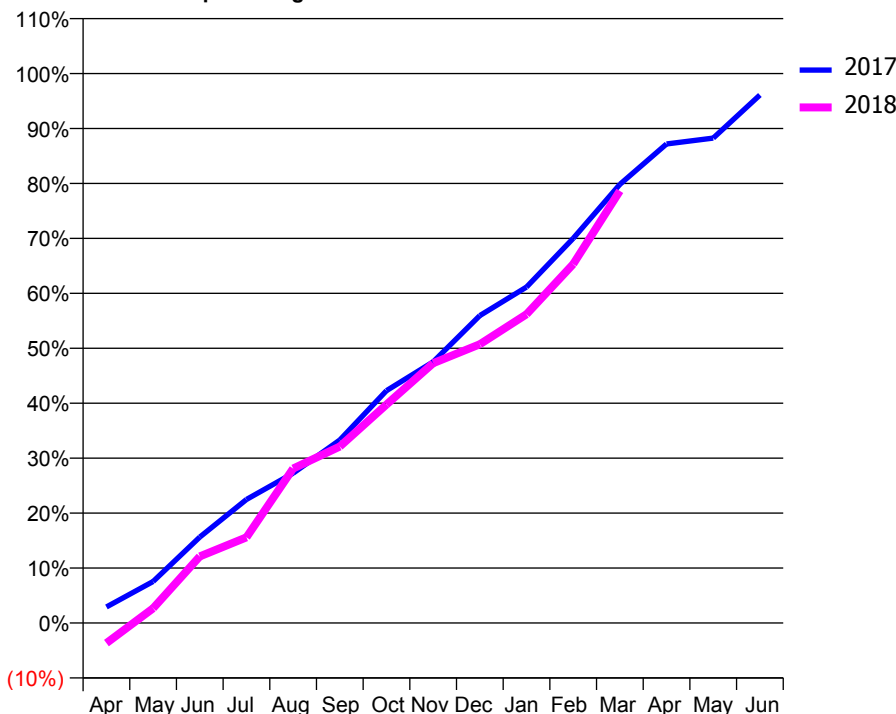
ACCESS*

Patients seen in 24 months	Total	Change since previous quarter
Quarter ending March 2017	3,756	
Quarter ending June 2017	4,006	↑
Quarter ending September 2017	4,000	→
Quarter ending December 2017	4,075	→
Quarter ending March 2018	4,585	↑
Variance since March 2017	22.1%	↑



ACTIVITY

Cumulative percentage of contracted UDA delivered 2017 & 2018



Month	Adjusted Scheduled Activity (UDA)	
	2017	2018
April	350	-440
May	902	321
June	1,868	1,448
July	2,685	1,863
August	3,258	3,358
September	3,978	3,838
October	5,051	4,751
November	5,677	5,649
December	6,685	6,060
January	7,306	6,714
February	8,364	7,804
March	9,537	9,395
April	10,415	
May	10,542	
June	11,479	

QUALITY

	Quantity	Base Number	Contract	AT	Region	England
% of FP17s for the same patient ID Re-attending within 3 months - Children	174	2,062	8.4%	10.5%	11.5%	11.9%
% of FP17s for the same patient ID Re-attending within 3 months - Adults	529	3,635	14.6%	16.1%	16.8%	16.0%
% of FP17s for the same patient ID Re-attending between 3 & 9 months - Children	1,064	2,062	51.6%	43.4%	47.7%	58.3%
% of FP17s for the same patient ID Re-attending between 3 & 9 months - Adults	1,461	3,635	40.2%	35.8%	38.2%	50.3%
% of FP17s for Band 1 Urgent Courses	307	4,459	6.9%	10.9%	10.6%	9.1%
% of FP17s Relating to Free Repair or Replacements	26	4,459	0.6%	0.5%	0.6%	0.8%
% of FP17s Relating to Continuations	7	4,459	0.2%	0.7%	0.8%	1.0%
% of Patients satisfied with the dentistry they have received	5	5	N/A	89.7%	89.3%	91.5%
% of Patients satisfied with the time they had to wait for an appointment	4	5	N/A	82.7%	84.4%	87.9%

* This is based on patients treated on this contract for their most recent course of treatment. Figures in italics indicate the base number of FP17s or Patient Questionnaire responses are less than 100. N/A is shown where the base number of responses is less than 10 during the period. % is calculated as Quantity/Base number*100

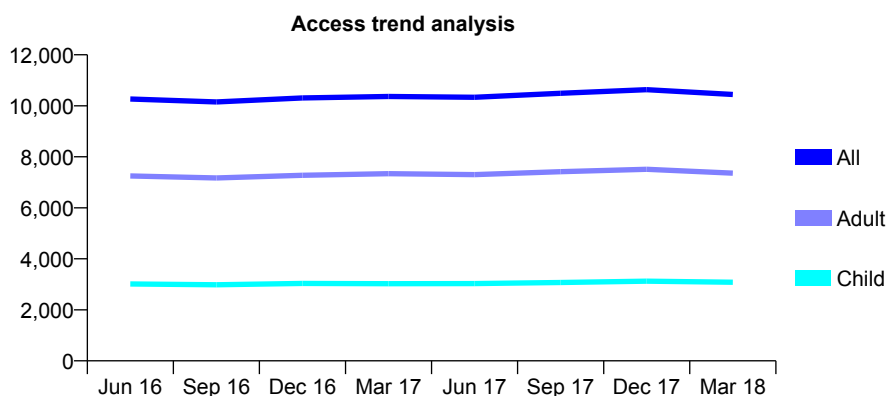
Q61 - Vital Signs At a Glance Contract Report for 746959/0001 - March 2018

Name or company name	Wanstead Village Dental & Health Centre
Contract type name	GDS Contract
Purpose of contract	General
Contract start date	01/04/2006
Contract end date	

17/18 Contracted general activity (UDA)	22,644
Carry forward general activity (UDA)	-453
17/18 Contracted orthodontic activity (UOA)	0
Carry forward orthodontic activity (UOA)	0
Baseline contract value	£497,493.30

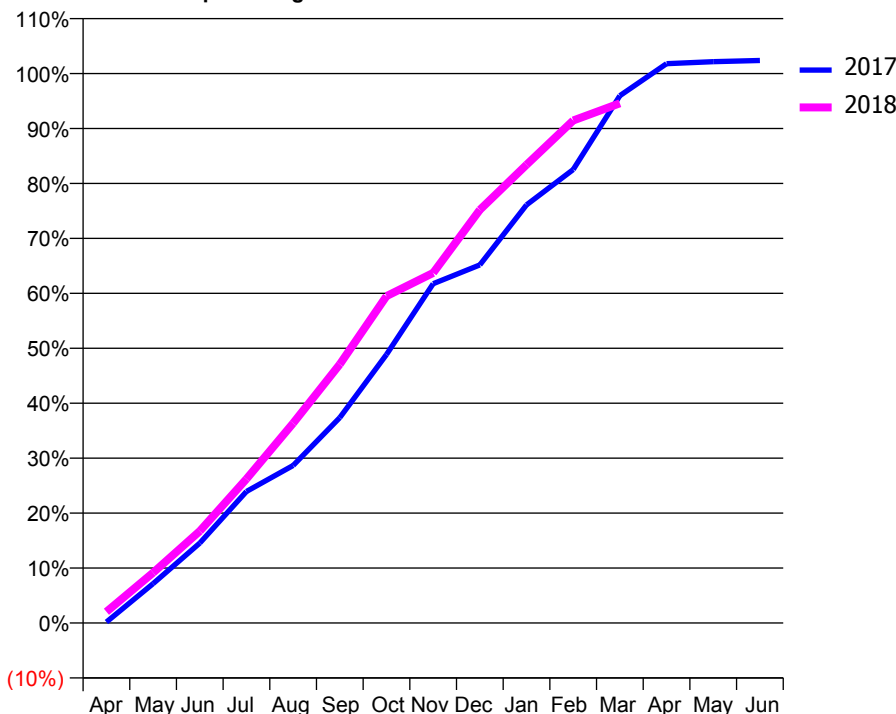
ACCESS*

Patients seen in 24 months	Total	Change since previous quarter
Quarter ending March 2017	10,364	
Quarter ending June 2017	10,335	→
Quarter ending September 2017	10,493	→
Quarter ending December 2017	10,635	→
Quarter ending March 2018	10,442	↓
Variance since March 2017	0.8%	→



ACTIVITY

Cumulative percentage of contracted UDA delivered 2017 & 2018



Month	Adjusted Scheduled Activity (UDA)	
	2017	2018
April	44	465
May	1,625	2,076
June	3,292	3,791
July	5,423	5,935
August	6,491	8,235
September	8,463	10,662
October	11,062	13,471
November	13,979	14,430
December	14,757	17,025
January	17,228	18,884
February	18,685	20,710
March	21,731	21,419
April	23,051	
May	23,132	
June	23,182	

QUALITY

	Quantity	Base Number	Contract	AT	Region	England
% of FP17s for the same patient ID Re-attending within 3 months - Children	328	4,287	7.7%	10.5%	11.5%	11.9%
% of FP17s for the same patient ID Re-attending within 3 months - Adults	1,343	8,823	15.2%	16.1%	16.8%	16.0%
% of FP17s for the same patient ID Re-attending between 3 & 9 months - Children	2,528	4,287	59.0%	43.4%	47.7%	58.3%
% of FP17s for the same patient ID Re-attending between 3 & 9 months - Adults	4,175	8,823	47.3%	35.8%	38.2%	50.3%
% of FP17s for Band 1 Urgent Courses	1,395	11,612	12.0%	10.9%	10.6%	9.1%
% of FP17s Relating to Free Repair or Replacements	166	11,612	1.4%	0.5%	0.6%	0.8%
% of FP17s Relating to Continuations	13	11,612	0.1%	0.7%	0.8%	1.0%
% of Patients satisfied with the dentistry they have received	21	23	91.3%	89.7%	89.3%	91.5%
% of Patients satisfied with the time they had to wait for an appointment	20	23	87.0%	82.7%	84.4%	87.9%

* This is based on patients treated on this contract for their most recent course of treatment. Figures in italics indicate the base number of FP17s or Patient Questionnaire responses are less than 100. N/A is shown where the base number of responses is less than 10 during the period. % is calculated as Quantity/Base number*100

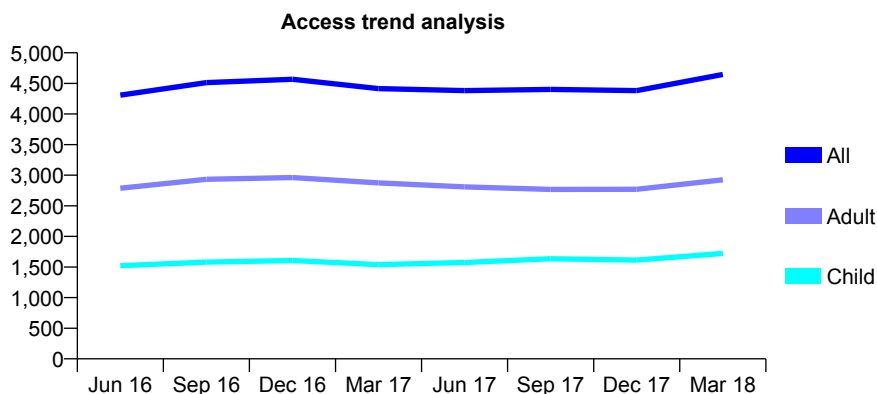
Q61 - Vital Signs At a Glance Contract Report for 750123/0001 - March 2018

Name or company name	MR S DODHIA
Contract type name	GDS Contract
Purpose of contract	General
Contract start date	01/04/2006
Contract end date	

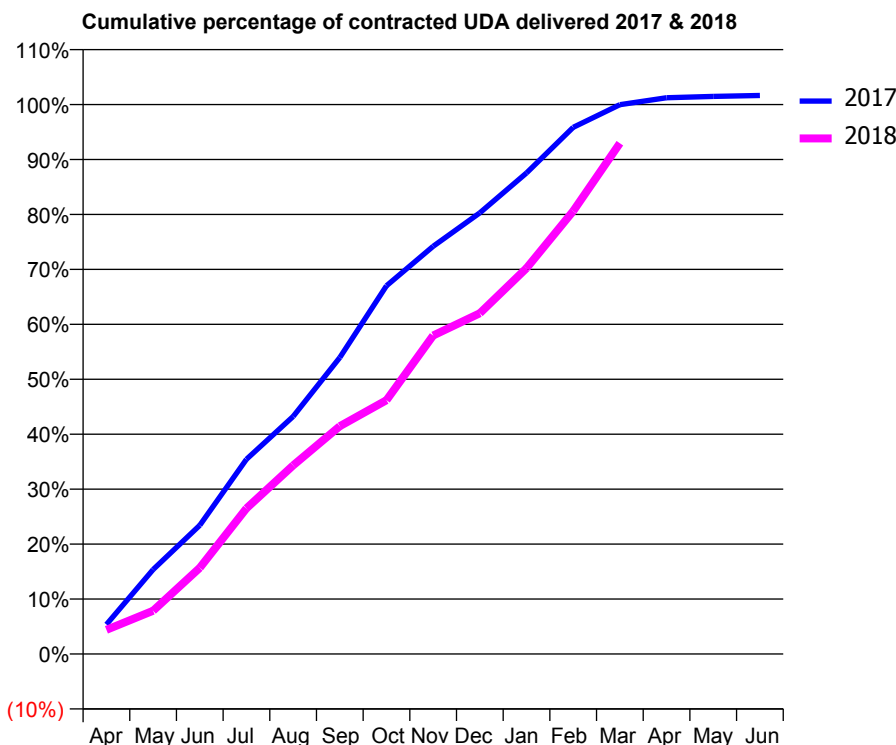
17/18 Contracted general activity (UDA)	12,420
Carry forward general activity (UDA)	-205
17/18 Contracted orthodontic activity (UOA)	0
Carry forward orthodontic activity (UOA)	0
Baseline contract value	£467,848.70

ACCESS*

Patients seen in 24 months	Total	Change since previous quarter
Quarter ending March 2017	4,414	
Quarter ending June 2017	4,383	→
Quarter ending September 2017	4,402	→
Quarter ending December 2017	4,383	→
Quarter ending March 2018	4,647	↑
Variance since March 2017	5.3%	↑



ACTIVITY



Month	Adjusted Scheduled Activity (UDA)	
	2017	2018
April	668	547
May	1,909	977
June	2,909	1,949
July	4,403	3,293
August	5,370	4,263
September	6,702	5,149
October	8,323	5,737
November	9,214	7,199
December	9,971	7,702
January	10,873	8,721
February	11,903	10,011
March	12,417	11,545
April	12,572	
May	12,603	
June	12,625	

QUALITY

	Quantity	Base Number	Contract	AT	Region	England
% of FP17s for the same patient ID Re-attending within 3 months - Children	127	1,518	8.4%	10.5%	11.5%	11.9%
% of FP17s for the same patient ID Re-attending within 3 months - Adults	484	2,763	17.5%	16.1%	16.8%	16.0%
% of FP17s for the same patient ID Re-attending between 3 & 9 months - Children	337	1,518	22.2%	43.4%	47.7%	58.3%
% of FP17s for the same patient ID Re-attending between 3 & 9 months - Adults	736	2,763	26.6%	35.8%	38.2%	50.3%
% of FP17s for Band 1 Urgent Courses	735	4,169	17.6%	10.9%	10.6%	9.1%
% of FP17s Relating to Free Repair or Replacements	0	4,169	0.0%	0.5%	0.6%	0.8%
% of FP17s Relating to Continuations	10	4,169	0.2%	0.7%	0.8%	1.0%
% of Patients satisfied with the dentistry they have received	0	0	N/A	89.7%	89.3%	91.5%
% of Patients satisfied with the time they had to wait for an appointment	0	0	N/A	82.7%	84.4%	87.9%

* This is based on patients treated on this contract for their most recent course of treatment. Figures in italics indicate the base number of FP17s or Patient Questionnaire responses are less than 100. N/A is shown where the base number of responses is less than 10 during the period. % is calculated as Quantity/Base number*100

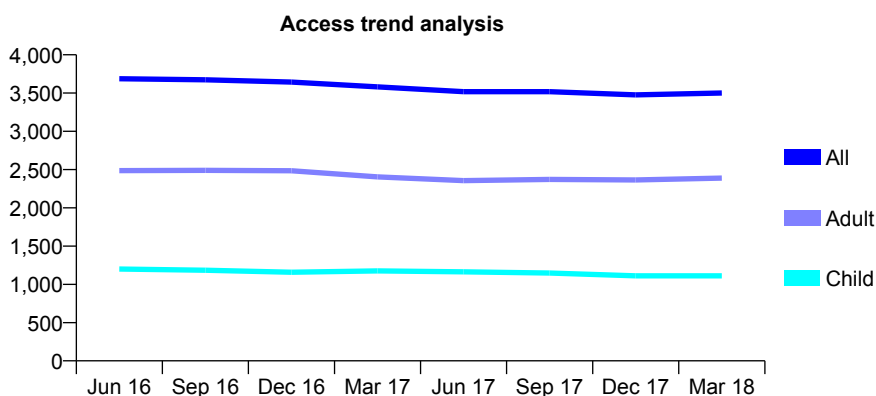
Q61 - Vital Signs At a Glance Contract Report for 750123/0002 - March 2018

Name or company name	MR S DODHIA
Contract type name	GDS Contract
Purpose of contract	General
Contract start date	01/04/2006
Contract end date	

17/18 Contracted general activity (UDA)	9,575
Carry forward general activity (UDA)	-162
17/18 Contracted orthodontic activity (UOA)	0
Carry forward orthodontic activity (UOA)	0
Baseline contract value	£354,534.03

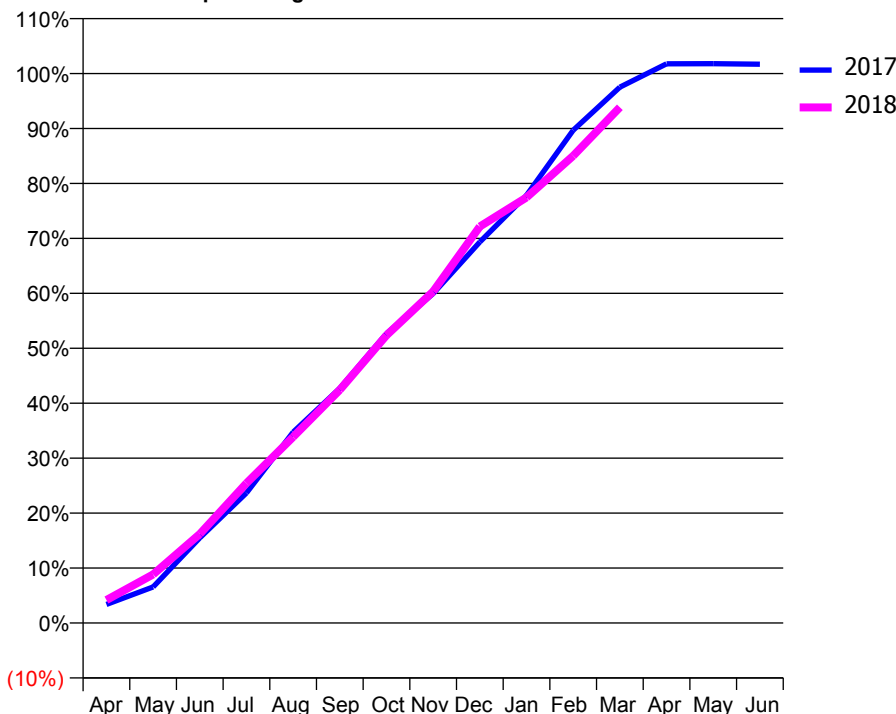
ACCESS*

Patients seen in 24 months	Total	Change since previous quarter
Quarter ending March 2017	3,580	
Quarter ending June 2017	3,518	↓
Quarter ending September 2017	3,518	→
Quarter ending December 2017	3,476	↓
Quarter ending March 2018	3,500	→
Variance since March 2017	(2.2%)	↓



ACTIVITY

Cumulative percentage of contracted UDA delivered 2017 & 2018



Month	Adjusted Scheduled Activity (UDA)	
	2017	2018
April	325	401
May	630	847
June	1,484	1,552
July	2,267	2,437
August	3,326	3,243
September	4,091	4,064
October	5,043	5,013
November	5,741	5,778
December	6,641	6,909
January	7,453	7,415
February	8,586	8,140
March	9,337	8,986
April	9,743	
May	9,746	
June	9,737	

QUALITY

	Quantity	Base Number	Contract	AT	Region	England
% of FP17s for the same patient ID Re-attending within 3 months - Children	114	1,041	11.0%	10.5%	11.5%	11.9%
% of FP17s for the same patient ID Re-attending within 3 months - Adults	518	2,467	21.0%	16.1%	16.8%	16.0%
% of FP17s for the same patient ID Re-attending between 3 & 9 months - Children	264	1,041	25.4%	43.4%	47.7%	58.3%
% of FP17s for the same patient ID Re-attending between 3 & 9 months - Adults	562	2,467	22.8%	35.8%	38.2%	50.3%
% of FP17s for Band 1 Urgent Courses	714	3,376	21.1%	10.9%	10.6%	9.1%
% of FP17s Relating to Free Repair or Replacements	18	3,376	0.5%	0.5%	0.6%	0.8%
% of FP17s Relating to Continuations	8	3,376	0.2%	0.7%	0.8%	1.0%
% of Patients satisfied with the dentistry they have received	3	3	N/A	89.7%	89.3%	91.5%
% of Patients satisfied with the time they had to wait for an appointment	3	3	N/A	82.7%	84.4%	87.9%

* This is based on patients treated on this contract for their most recent course of treatment. Figures in italics indicate the base number of FP17s or Patient Questionnaire responses are less than 100. N/A is shown where the base number of responses is less than 10 during the period. % is calculated as Quantity/Base number*100

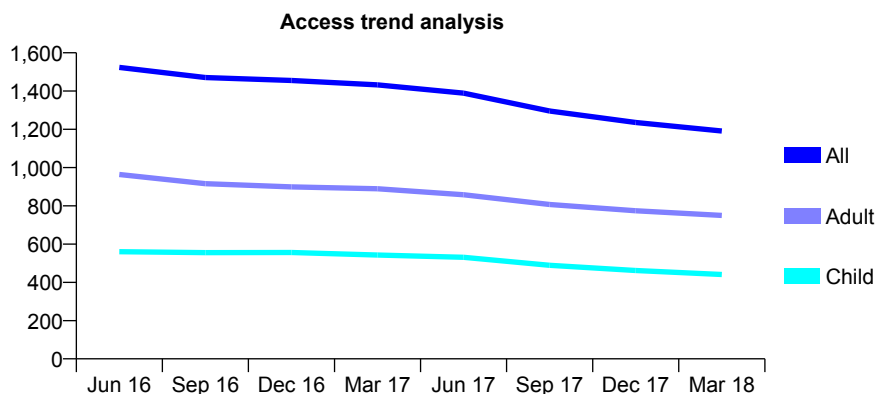
Q61 - Vital Signs At a Glance Contract Report for 750123/0004 - March 2018

Name or company name	MR S DODHIA
Contract type name	GDS Contract
Purpose of contract	General
Contract start date	27/07/2013
Contract end date	

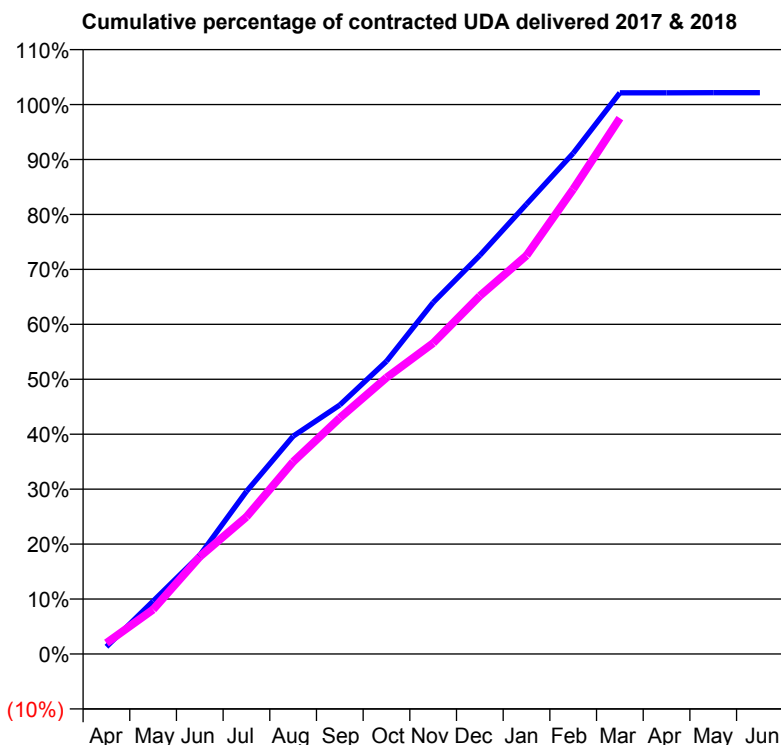
17/18 Contracted general activity (UDA)	4,105
Carry forward general activity (UDA)	-82
17/18 Contracted orthodontic activity (UOA)	0
Carry forward orthodontic activity (UOA)	0
Baseline contract value	£138,088.73

ACCESS*

Patients seen in 24 months	Total	Change since previous quarter
Quarter ending March 2017	1,432	
Quarter ending June 2017	1,389	↓
Quarter ending September 2017	1,296	↓
Quarter ending December 2017	1,236	↓
Quarter ending March 2018	1,191	↓
Variance since March 2017	(16.8%)	↓



ACTIVITY



Month	Adjusted Scheduled Activity (UDA)	
	2017	2018
April	54	82
May	395	332
June	738	726
July	1,214	1,024
August	1,627	1,436
September	1,861	1,764
October	2,187	2,065
November	2,626	2,323
December	2,978	2,675
January	3,361	2,977
February	3,741	3,472
March	4,192	4,003
April	4,192	
May	4,193	
June	4,193	

QUALITY

	Quantity	Base Number	Contract	AT	Region	England
% of FP17s for the same patient ID Re-attending within 3 months - Children	10	349	2.9%	10.5%	11.5%	11.9%
% of FP17s for the same patient ID Re-attending within 3 months - Adults	108	700	15.4%	16.1%	16.8%	16.0%
% of FP17s for the same patient ID Re-attending between 3 & 9 months - Children	68	349	19.5%	43.4%	47.7%	58.3%
% of FP17s for the same patient ID Re-attending between 3 & 9 months - Adults	172	700	24.6%	35.8%	38.2%	50.3%
% of FP17s for Band 1 Urgent Courses	140	1,046	13.4%	10.9%	10.6%	9.1%
% of FP17s Relating to Free Repair or Replacements	0	1,046	0.0%	0.5%	0.6%	0.8%
% of FP17s Relating to Continuations	0	1,046	0.0%	0.7%	0.8%	1.0%
% of Patients satisfied with the dentistry they have received	1	1	N/A	89.7%	89.3%	91.5%
% of Patients satisfied with the time they had to wait for an appointment	1	1	N/A	82.7%	84.4%	87.9%

* This is based on patients treated on this contract for their most recent course of treatment. Figures in italics indicate the base number of FP17s or Patient Questionnaire responses are less than 100. N/A is shown where the base number of responses is less than 10 during the period. % is calculated as Quantity/Base number*100

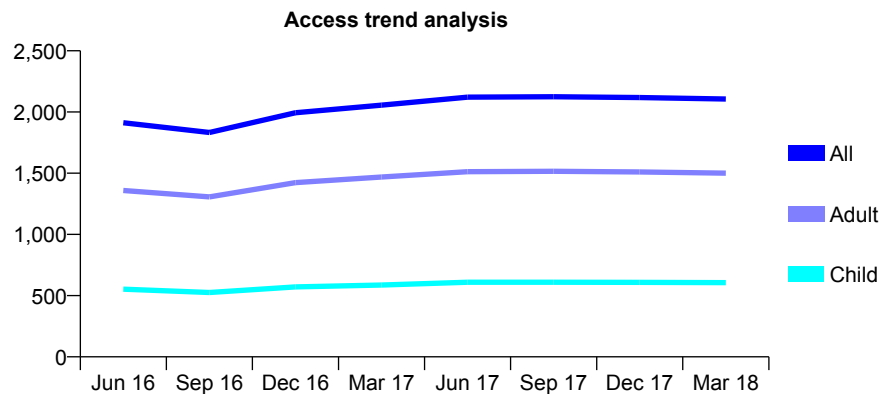
Q61 - Vital Signs At a Glance Contract Report for 751669/0001 - March 2018

Name or company name	MR V KAJAN
Contract type name	GDS Contract
Purpose of contract	General
Contract start date	01/04/2006
Contract end date	

17/18 Contracted general activity (UDA)	5,139
Carry forward general activity (UDA)	35
17/18 Contracted orthodontic activity (UOA)	0
Carry forward orthodontic activity (UOA)	0
Baseline contract value	£193,894.27

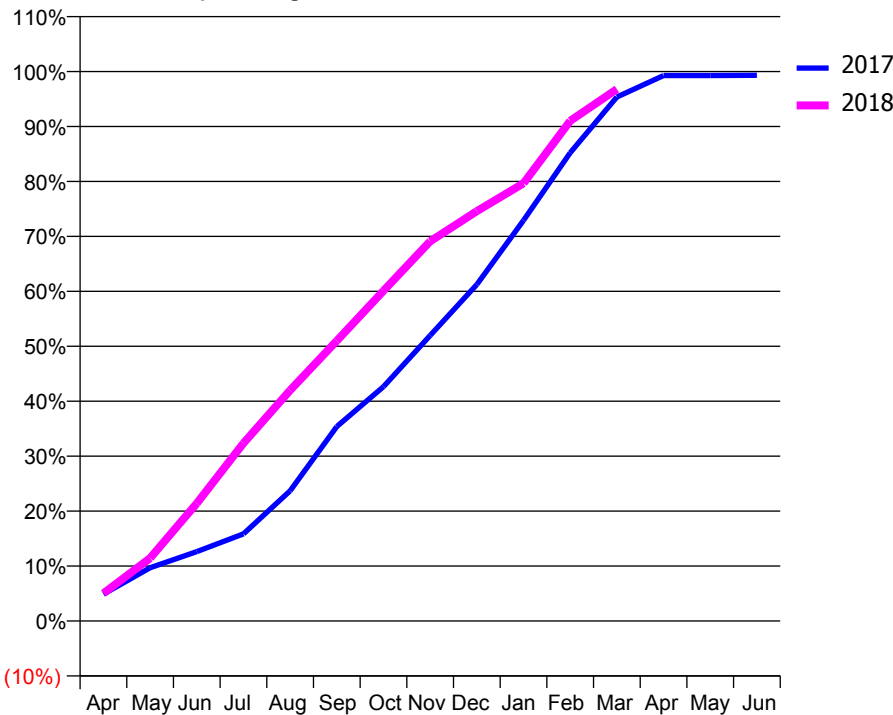
ACCESS*

Patients seen in 24 months	Total	Change since previous quarter
Quarter ending March 2017	2,056	
Quarter ending June 2017	2,122	↑
Quarter ending September 2017	2,125	→
Quarter ending December 2017	2,118	→
Quarter ending March 2018	2,106	→
Variance since March 2017	2.4%	↑



ACTIVITY

Cumulative percentage of contracted UDA delivered 2017 & 2018



Month	Adjusted Scheduled Activity (UDA)	
	2017	2018
April	252	258
May	498	587
June	649	1,100
July	815	1,663
August	1,218	2,158
September	1,819	2,621
October	2,191	3,089
November	2,671	3,551
December	3,147	3,833
January	3,747	4,093
February	4,379	4,677
March	4,900	4,974
April	5,101	
May	5,101	
June	5,104	

QUALITY

	Quantity	Base Number	Contract	AT	Region	England
% of FP17s for the same patient ID Re-attending within 3 months - Children	98	1,038	9.4%	10.5%	11.5%	11.9%
% of FP17s for the same patient ID Re-attending within 3 months - Adults	414	2,307	17.9%	16.1%	16.8%	16.0%
% of FP17s for the same patient ID Re-attending between 3 & 9 months - Children	698	1,038	67.2%	43.4%	47.7%	58.3%
% of FP17s for the same patient ID Re-attending between 3 & 9 months - Adults	1,354	2,307	58.7%	35.8%	38.2%	50.3%
% of FP17s for Band 1 Urgent Courses	195	3,213	6.1%	10.9%	10.6%	9.1%
% of FP17s Relating to Free Repair or Replacements	145	3,213	4.5%	0.5%	0.6%	0.8%
% of FP17s Relating to Continuations	30	3,213	0.9%	0.7%	0.8%	1.0%
% of Patients satisfied with the dentistry they have received	3	3	N/A	89.7%	89.3%	91.5%
% of Patients satisfied with the time they had to wait for an appointment	3	3	N/A	82.7%	84.4%	87.9%

* This is based on patients treated on this contract for their most recent course of treatment. Figures in italics indicate the base number of FP17s or Patient Questionnaire responses are less than 100. N/A is shown where the base number of responses is less than 10 during the period. % is calculated as Quantity/Base number*100

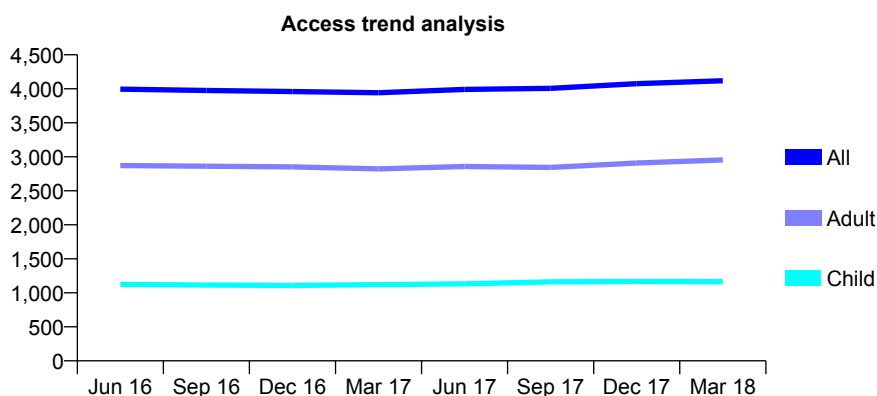
Q61 - Vital Signs At a Glance Contract Report for 755605/0001 - March 2018

Name or company name	MRS M KHAMBATI
Contract type name	GDS Contract
Purpose of contract	General
Contract start date	01/04/2006
Contract end date	

17/18 Contracted general activity (UDA)	11,817
Carry forward general activity (UDA)	-5
17/18 Contracted orthodontic activity (UOA)	0
Carry forward orthodontic activity (UOA)	0
Baseline contract value	£377,212.38

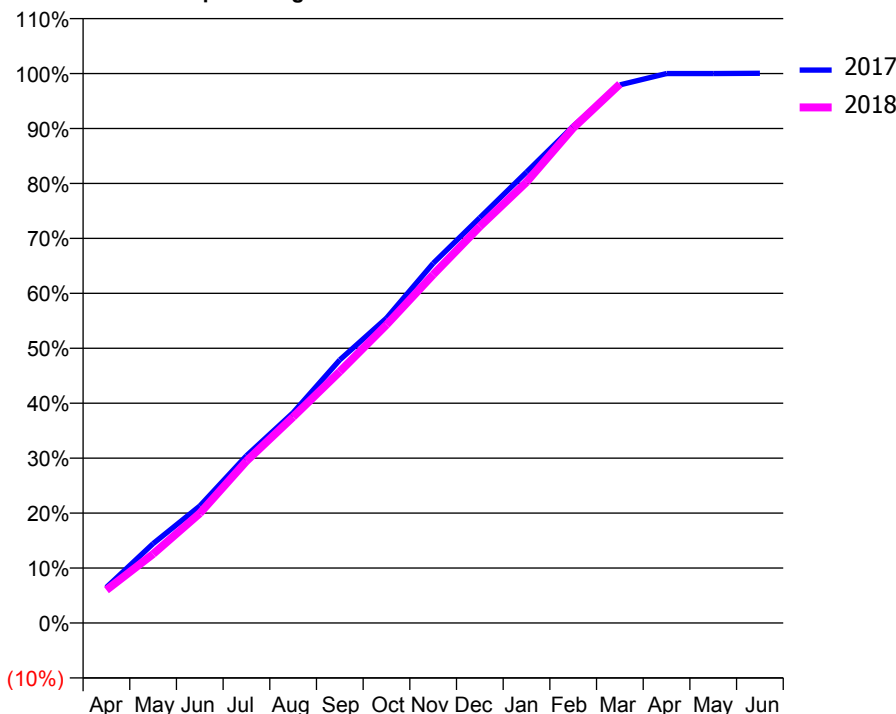
ACCESS*

Patients seen in 24 months	Total	Change since previous quarter
Quarter ending March 2017	3,943	
Quarter ending June 2017	3,991	→
Quarter ending September 2017	4,006	→
Quarter ending December 2017	4,075	→
Quarter ending March 2018	4,118	→
Variance since March 2017	4.4%	↑



ACTIVITY

Cumulative percentage of contracted UDA delivered 2017 & 2018



Month	Adjusted Scheduled Activity (UDA)	
	2017	2018
April	766	708
May	1,709	1,485
June	2,517	2,359
July	3,597	3,484
August	4,524	4,432
September	5,658	5,408
October	6,557	6,414
November	7,734	7,491
December	8,716	8,526
January	9,696	9,481
February	10,682	10,647
March	11,573	11,590
April	11,816	
May	11,817	
June	11,822	

QUALITY

	Quantity	Base Number	Contract	AT	Region	England
% of FP17s for the same patient ID Re-attending within 3 months - Children	131	1,458	9.0%	10.5%	11.5%	11.9%
% of FP17s for the same patient ID Re-attending within 3 months - Adults	549	3,475	15.8%	16.1%	16.8%	16.0%
% of FP17s for the same patient ID Re-attending between 3 & 9 months - Children	606	1,458	41.6%	43.4%	47.7%	58.3%
% of FP17s for the same patient ID Re-attending between 3 & 9 months - Adults	1,375	3,475	39.6%	35.8%	38.2%	50.3%
% of FP17s for Band 1 Urgent Courses	552	4,809	11.5%	10.9%	10.6%	9.1%
% of FP17s Relating to Free Repair or Replacements	35	4,809	0.7%	0.5%	0.6%	0.8%
% of FP17s Relating to Continuations	43	4,809	0.9%	0.7%	0.8%	1.0%
% of Patients satisfied with the dentistry they have received	4	4	N/A	89.7%	89.3%	91.5%
% of Patients satisfied with the time they had to wait for an appointment	2	4	N/A	82.7%	84.4%	87.9%

* This is based on patients treated on this contract for their most recent course of treatment. Figures in italics indicate the base number of FP17s or Patient Questionnaire responses are less than 100. N/A is shown where the base number of responses is less than 10 during the period. % is calculated as Quantity/Base number*100

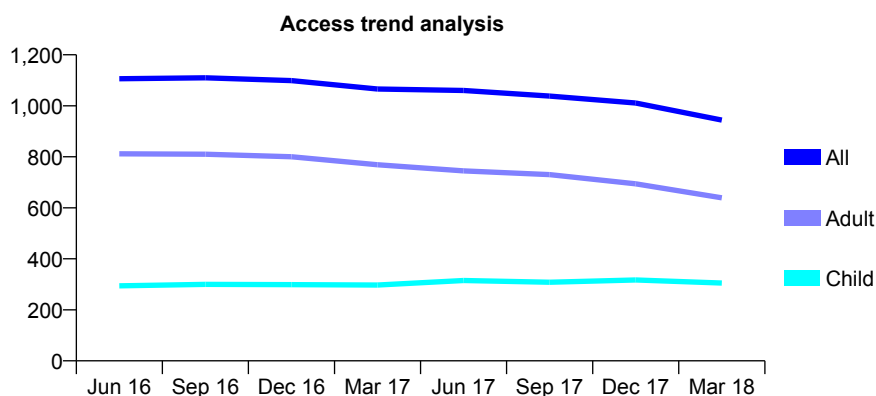
Q61 - Vital Signs At a Glance Contract Report for 762067/0001 - March 2018

Name or company name	MR M OTIFEH
Contract type name	GDS Contract
Purpose of contract	General
Contract start date	01/04/2006
Contract end date	

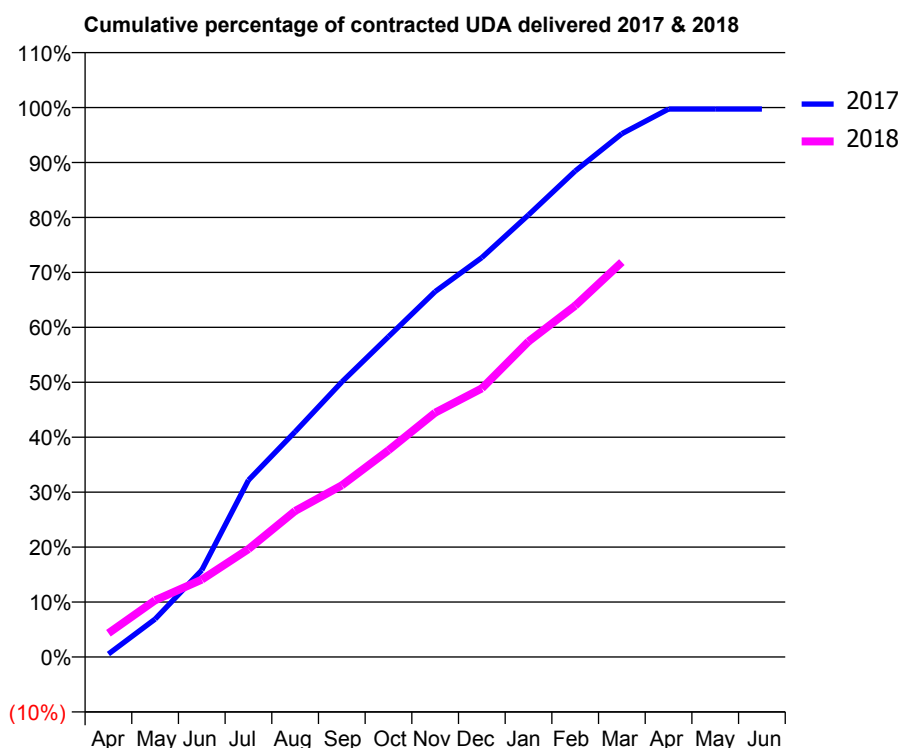
17/18 Contracted general activity (UDA)	2,910
Carry forward general activity (UDA)	8
17/18 Contracted orthodontic activity (UOA)	0
Carry forward orthodontic activity (UOA)	0
Baseline contract value	£83,986.07

ACCESS*

Patients seen in 24 months	Total	Change since previous quarter
Quarter ending March 2017	1,066	
Quarter ending June 2017	1,060	→
Quarter ending September 2017	1,038	↓
Quarter ending December 2017	1,011	↓
Quarter ending March 2018	944	↓
Variance since March 2017	(11.4%)	↓



ACTIVITY



Month	Adjusted Scheduled Activity (UDA)	
	2017	2018
April	16	126
May	201	300
June	460	410
July	937	571
August	1,193	773
September	1,457	909
October	1,697	1,095
November	1,935	1,294
December	2,115	1,422
January	2,341	1,671
February	2,574	1,860
March	2,771	2,091
April	2,902	
May	2,902	
June	2,902	

QUALITY

	Quantity	Base Number	Contract	AT	Region	England
% of FP17s for the same patient ID Re-attending within 3 months - Children	9	336	2.7%	10.5%	11.5%	11.9%
% of FP17s for the same patient ID Re-attending within 3 months - Adults	66	617	10.7%	16.1%	16.8%	16.0%
% of FP17s for the same patient ID Re-attending between 3 & 9 months - Children	158	336	47.0%	43.4%	47.7%	58.3%
% of FP17s for the same patient ID Re-attending between 3 & 9 months - Adults	206	617	33.4%	35.8%	38.2%	50.3%
% of FP17s for Band 1 Urgent Courses	136	903	15.1%	10.9%	10.6%	9.1%
% of FP17s Relating to Free Repair or Replacements	0	903	0.0%	0.5%	0.6%	0.8%
% of FP17s Relating to Continuations	2	903	0.2%	0.7%	0.8%	1.0%
% of Patients satisfied with the dentistry they have received	0	0	N/A	89.7%	89.3%	91.5%
% of Patients satisfied with the time they had to wait for an appointment	0	0	N/A	82.7%	84.4%	87.9%

* This is based on patients treated on this contract for their most recent course of treatment. Figures in italics indicate the base number of FP17s or Patient Questionnaire responses are less than 100. N/A is shown where the base number of responses is less than 10 during the period. % is calculated as Quantity/Base number*100

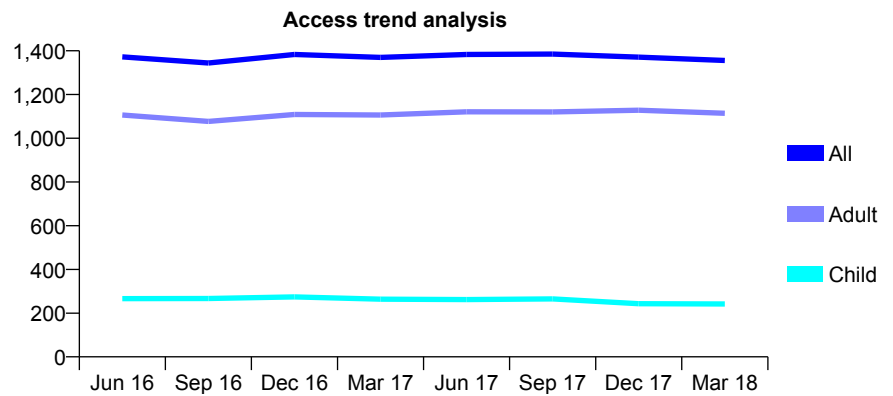
Q61 - Vital Signs At a Glance Contract Report for 762431/0003 - March 2018

Name or company name	MR N NEKOO-PARVAR
Contract type name	GDS Contract
Purpose of contract	General
Contract start date	08/10/2012
Contract end date	

17/18 Contracted general activity (UDA)	5,304
Carry forward general activity (UDA)	0
17/18 Contracted orthodontic activity (UOA)	0
Carry forward orthodontic activity (UOA)	0
Baseline contract value	£136,726.92

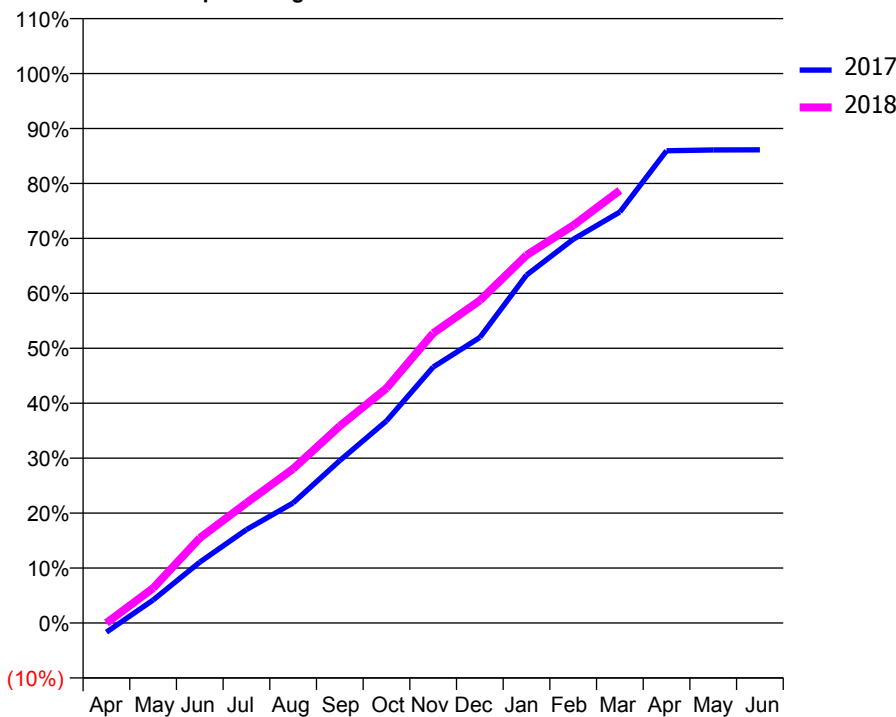
ACCESS*

Patients seen in 24 months	Total	Change since previous quarter
Quarter ending March 2017	1,370	
Quarter ending June 2017	1,383	→
Quarter ending September 2017	1,385	→
Quarter ending December 2017	1,371	↓
Quarter ending March 2018	1,356	↓
Variance since March 2017	(1.0%)	↓



ACTIVITY

Cumulative percentage of contracted UDA delivered 2017 & 2018



Month	Adjusted Scheduled Activity (UDA)	
	2017	2018
April	-90	0
May	222	336
June	587	821
July	901	1,159
August	1,159	1,489
September	1,569	1,902
October	1,951	2,266
November	2,470	2,798
December	2,757	3,113
January	3,359	3,551
February	3,704	3,838
March	3,967	4,176
April	4,559	
May	4,566	
June	4,568	

QUALITY

	Quantity	Base Number	Contract	AT	Region	England
% of FP17s for the same patient ID Re-attending within 3 months - Children	11	227	4.8%	10.5%	11.5%	11.9%
% of FP17s for the same patient ID Re-attending within 3 months - Adults	115	1,079	10.7%	16.1%	16.8%	16.0%
% of FP17s for the same patient ID Re-attending between 3 & 9 months - Children	61	227	26.9%	43.4%	47.7%	58.3%
% of FP17s for the same patient ID Re-attending between 3 & 9 months - Adults	330	1,079	30.6%	35.8%	38.2%	50.3%
% of FP17s for Band 1 Urgent Courses	45	1,175	3.8%	10.9%	10.6%	9.1%
% of FP17s Relating to Free Repair or Replacements	3	1,175	0.3%	0.5%	0.6%	0.8%
% of FP17s Relating to Continuations	4	1,175	0.3%	0.7%	0.8%	1.0%
% of Patients satisfied with the dentistry they have received	0	0	N/A	89.7%	89.3%	91.5%
% of Patients satisfied with the time they had to wait for an appointment	0	0	N/A	82.7%	84.4%	87.9%

* This is based on patients treated on this contract for their most recent course of treatment. Figures in italics indicate the base number of FP17s or Patient Questionnaire responses are less than 100. N/A is shown where the base number of responses is less than 10 during the period. % is calculated as Quantity/Base number*100

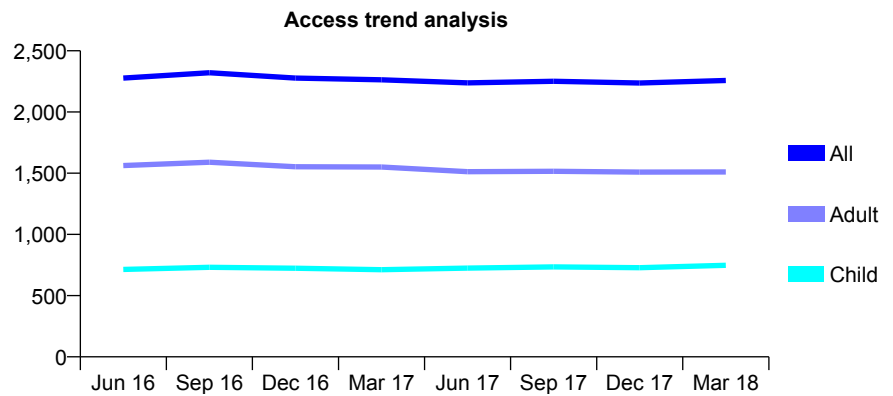
Q61 - Vital Signs At a Glance Contract Report for 763934/0002 - March 2018

Name or company name	Apex Dental Care
Contract type name	GDS Contract
Purpose of contract	General
Contract start date	01/04/2006
Contract end date	

17/18 Contracted general activity (UDA)	5,793
Carry forward general activity (UDA)	73
17/18 Contracted orthodontic activity (UOA)	0
Carry forward orthodontic activity (UOA)	0
Baseline contract value	£164,450.99

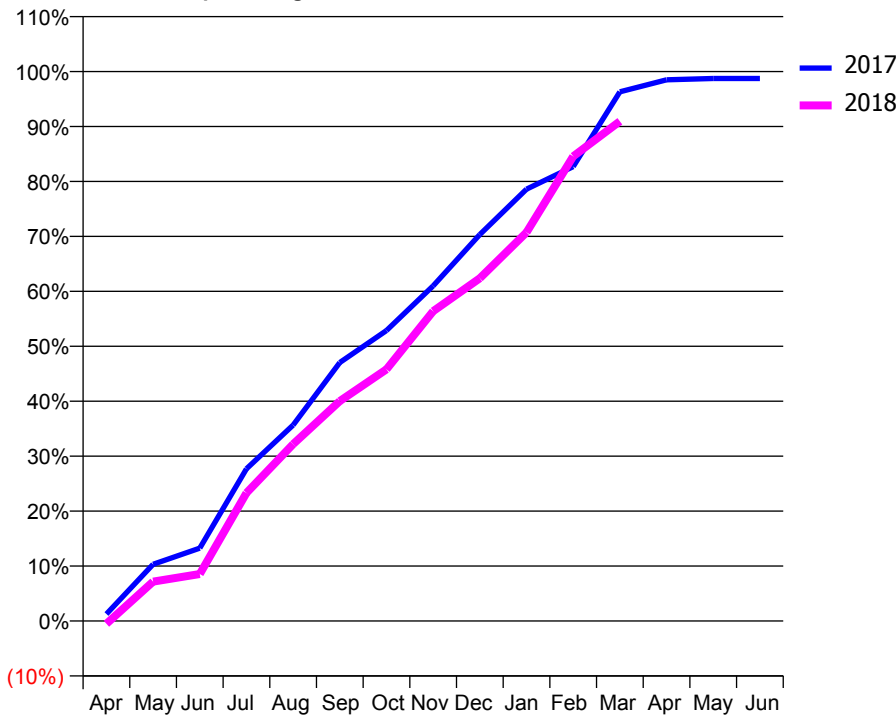
ACCESS*

Patients seen in 24 months	Total	Change since previous quarter
Quarter ending March 2017	2,263	
Quarter ending June 2017	2,238	↓
Quarter ending September 2017	2,251	→
Quarter ending December 2017	2,237	→
Quarter ending March 2018	2,258	→
Variance since March 2017	(0.2%)	→



ACTIVITY

Cumulative percentage of contracted UDA delivered 2017 & 2018



Month	Adjusted Scheduled Activity (UDA)	
	2017	2018
April	73	-30
May	599	415
June	769	496
July	1,604	1,350
August	2,065	1,865
September	2,725	2,319
October	3,063	2,653
November	3,534	3,267
December	4,074	3,613
January	4,552	4,097
February	4,790	4,898
March	5,579	5,268
April	5,705	
May	5,720	
June	5,720	

QUALITY

	Quantity	Base Number	Contract	AT	Region	England
% of FP17s for the same patient ID Re-attending within 3 months - Children	52	742	7.0%	10.5%	11.5%	11.9%
% of FP17s for the same patient ID Re-attending within 3 months - Adults	158	1,240	12.7%	16.1%	16.8%	16.0%
% of FP17s for the same patient ID Re-attending between 3 & 9 months - Children	239	742	32.2%	43.4%	47.7%	58.3%
% of FP17s for the same patient ID Re-attending between 3 & 9 months - Adults	320	1,240	25.8%	35.8%	38.2%	50.3%
% of FP17s for Band 1 Urgent Courses	142	1,923	7.4%	10.9%	10.6%	9.1%
% of FP17s Relating to Free Repair or Replacements	7	1,923	0.4%	0.5%	0.6%	0.8%
% of FP17s Relating to Continuations	12	1,923	0.6%	0.7%	0.8%	1.0%
% of Patients satisfied with the dentistry they have received	0	0	N/A	89.7%	89.3%	91.5%
% of Patients satisfied with the time they had to wait for an appointment	0	0	N/A	82.7%	84.4%	87.9%

* This is based on patients treated on this contract for their most recent course of treatment. Figures in italics indicate the base number of FP17s or Patient Questionnaire responses are less than 100. N/A is shown where the base number of responses is less than 10 during the period. % is calculated as Quantity/Base number*100

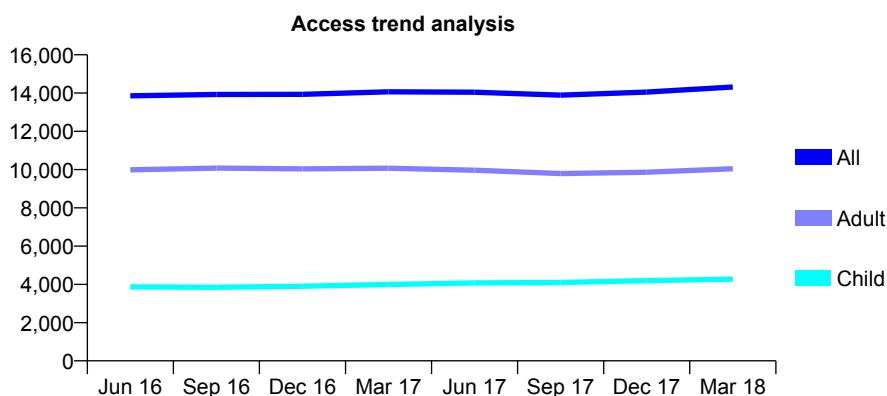
Q61 - Vital Signs At a Glance Contract Report for 764957/0004 - March 2018

Name or company name	Valecha Dental Practice
Contract type name	GDS Contract
Purpose of contract	General
Contract start date	01/04/2006
Contract end date	

17/18 Contracted general activity (UDA)	40,267
Carry forward general activity (UDA)	6
17/18 Contracted orthodontic activity (UOA)	0
Carry forward orthodontic activity (UOA)	0
Baseline contract value	£1,149,969.26

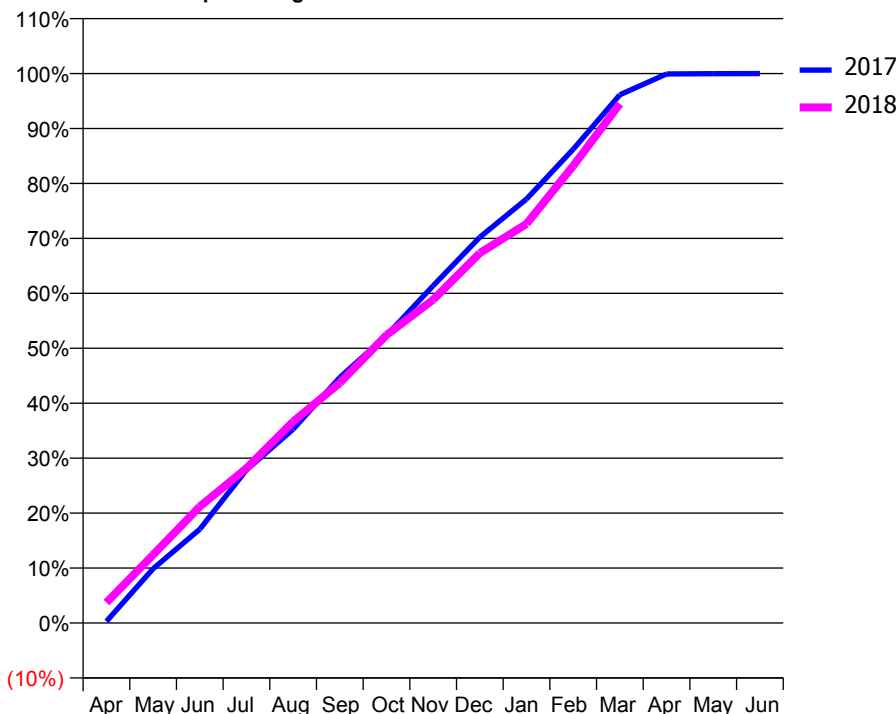
ACCESS*

Patients seen in 24 months	Total	Change since previous quarter
Quarter ending March 2017	14,067	
Quarter ending June 2017	14,043	→
Quarter ending September 2017	13,890	↓
Quarter ending December 2017	14,049	→
Quarter ending March 2018	14,316	→
Variance since March 2017	1.8%	→



ACTIVITY

Cumulative percentage of contracted UDA delivered 2017 & 2018



Month	Adjusted Scheduled Activity (UDA)	
	2017	2018
April	120	1,502
May	3,979	5,000
June	6,875	8,540
July	11,220	11,336
August	14,205	14,764
September	17,999	17,593
October	21,074	21,105
November	24,718	23,693
December	28,278	27,116
January	31,071	29,251
February	34,709	33,503
March	38,712	38,046
April	40,234	
May	40,250	
June	40,261	

QUALITY

	Quantity	Base Number	Contract	AT	Region	England
% of FP17s for the same patient ID Re-attending within 3 months - Children	273	5,546	4.9%	10.5%	11.5%	11.9%
% of FP17s for the same patient ID Re-attending within 3 months - Adults	919	11,107	8.3%	16.1%	16.8%	16.0%
% of FP17s for the same patient ID Re-attending between 3 & 9 months - Children	2,823	5,546	50.9%	43.4%	47.7%	58.3%
% of FP17s for the same patient ID Re-attending between 3 & 9 months - Adults	5,190	11,107	46.7%	35.8%	38.2%	50.3%
% of FP17s for Band 1 Urgent Courses	665	16,035	4.1%	10.9%	10.6%	9.1%
% of FP17s Relating to Free Repair or Replacements	161	16,035	1.0%	0.5%	0.6%	0.8%
% of FP17s Relating to Continuations	39	16,035	0.2%	0.7%	0.8%	1.0%
% of Patients satisfied with the dentistry they have received	6	7	N/A	89.7%	89.3%	91.5%
% of Patients satisfied with the time they had to wait for an appointment	5	7	N/A	82.7%	84.4%	87.9%

* This is based on patients treated on this contract for their most recent course of treatment. Figures in italics indicate the base number of FP17s or Patient Questionnaire responses are less than 100. N/A is shown where the base number of responses is less than 10 during the period. % is calculated as Quantity/Base number*100

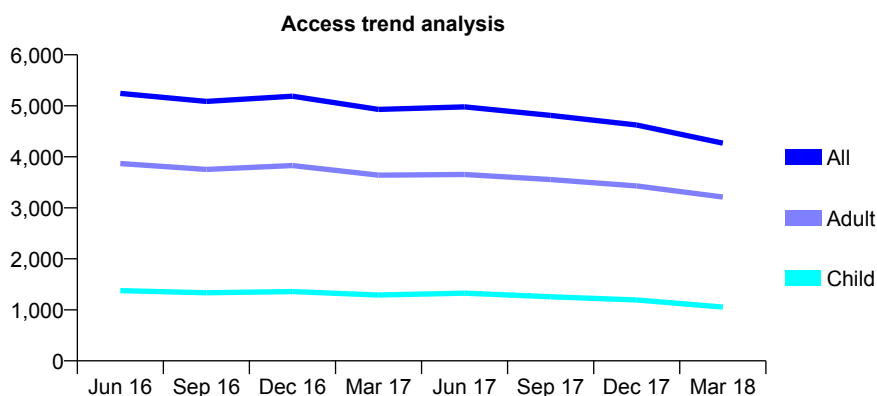
Q61 - Vital Signs At a Glance Contract Report for 765805/0001 - March 2018

Name or company name	MR JR KANOGO
Contract type name	GDS Contract
Purpose of contract	General
Contract start date	01/04/2006
Contract end date	

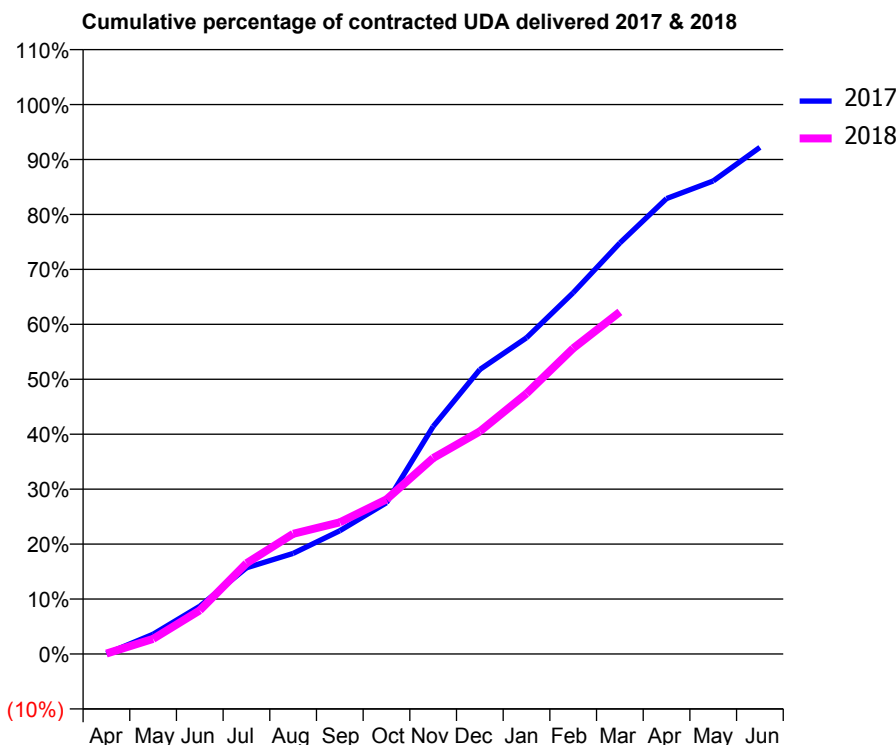
17/18 Contracted general activity (UDA)	13,708
Carry forward general activity (UDA)	0
17/18 Contracted orthodontic activity (UOA)	0
Carry forward orthodontic activity (UOA)	0
Baseline contract value	£361,372.21

ACCESS*

Patients seen in 24 months	Total	Change since previous quarter
Quarter ending March 2017	4,930	
Quarter ending June 2017	4,980	→
Quarter ending September 2017	4,811	↓
Quarter ending December 2017	4,623	↓
Quarter ending March 2018	4,267	↓
Variance since March 2017	(13.4%)	↓



ACTIVITY



Month	Adjusted Scheduled Activity (UDA)	
	2017	2018
April	7	13
May	493	379
June	1,192	1,088
July	2,152	2,263
August	2,511	2,998
September	3,075	3,286
October	3,774	3,856
November	5,677	4,889
December	7,096	5,552
January	7,889	6,500
February	9,013	7,626
March	10,253	8,534
April	11,363	
May	11,800	
June	12,640	

QUALITY

	Quantity	Base Number	Contract	AT	Region	England
% of FP17s for the same patient ID Re-attending within 3 months - Children	45	862	5.2%	10.5%	11.5%	11.9%
% of FP17s for the same patient ID Re-attending within 3 months - Adults	219	2,583	8.5%	16.1%	16.8%	16.0%
% of FP17s for the same patient ID Re-attending between 3 & 9 months - Children	203	862	23.5%	43.4%	47.7%	58.3%
% of FP17s for the same patient ID Re-attending between 3 & 9 months - Adults	813	2,583	31.5%	35.8%	38.2%	50.3%
% of FP17s for Band 1 Urgent Courses	68	2,844	2.4%	10.9%	10.6%	9.1%
% of FP17s Relating to Free Repair or Replacements	0	2,844	0.0%	0.5%	0.6%	0.8%
% of FP17s Relating to Continuations	0	2,844	0.0%	0.7%	0.8%	1.0%
% of Patients satisfied with the dentistry they have received	6	8	N/A	89.7%	89.3%	91.5%
% of Patients satisfied with the time they had to wait for an appointment	7	8	N/A	82.7%	84.4%	87.9%

* This is based on patients treated on this contract for their most recent course of treatment. Figures in italics indicate the base number of FP17s or Patient Questionnaire responses are less than 100. N/A is shown where the base number of responses is less than 10 during the period. % is calculated as Quantity/Base number*100

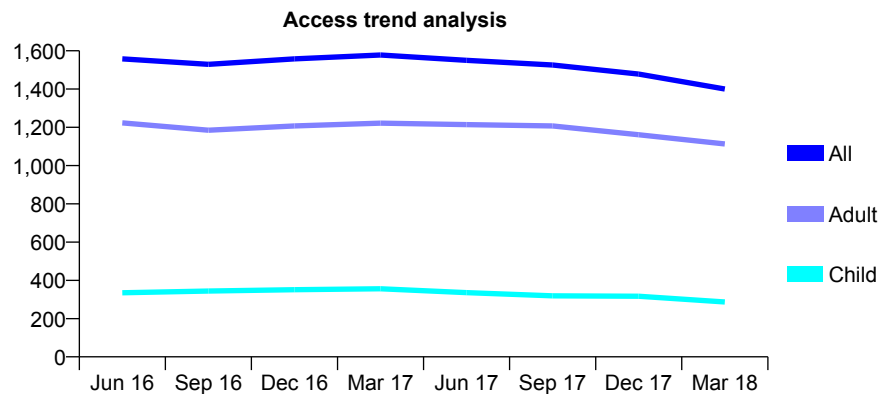
Q61 - Vital Signs At a Glance Contract Report for 766038/0001 - March 2018

Name or company name	MR VO AKINSOLA
Contract type name	GDS Contract
Purpose of contract	General
Contract start date	01/04/2006
Contract end date	

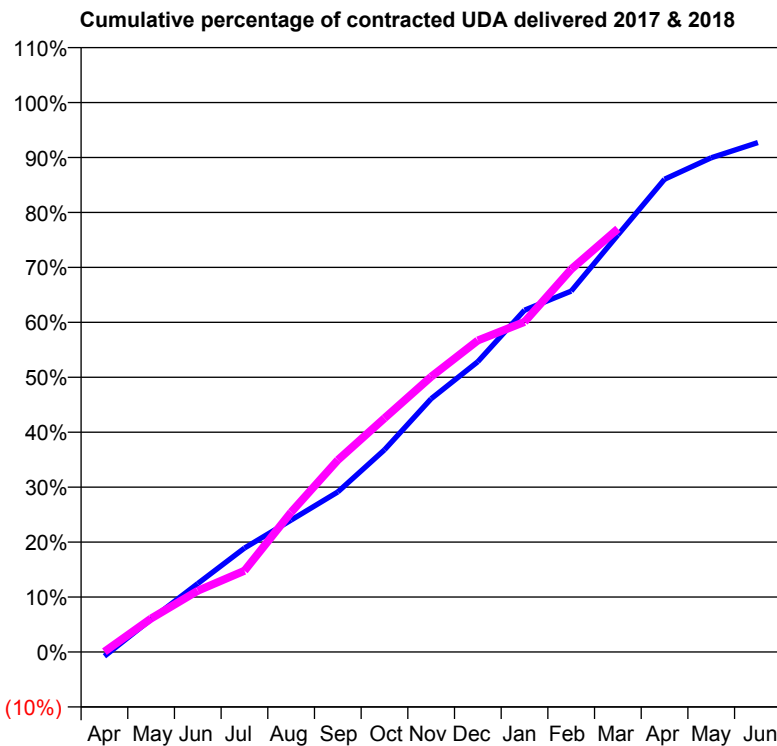
17/18 Contracted general activity (UDA)	6,225
Carry forward general activity (UDA)	0
17/18 Contracted orthodontic activity (UOA)	0
Carry forward orthodontic activity (UOA)	0
Baseline contract value	£199,915.30

ACCESS*

Patients seen in 24 months	Total	Change since previous quarter
Quarter ending March 2017	1,578	
Quarter ending June 2017	1,550	↓
Quarter ending September 2017	1,526	↓
Quarter ending December 2017	1,478	↓
Quarter ending March 2018	1,400	↓
Variance since March 2017	(11.3%)	↓



ACTIVITY



Month	Adjusted Scheduled Activity (UDA)	
	2017	2018
April	-50	4
May	371	379
June	776	694
July	1,178	920
August	1,495	1,584
September	1,813	2,174
October	2,291	2,649
November	2,869	3,119
December	3,289	3,529
January	3,872	3,739
February	4,088	4,336
March	4,724	4,793
April	5,355	
May	5,599	
June	5,772	

QUALITY

	Quantity	Base Number	Contract	AT	Region	England
% of FP17s for the same patient ID Re-attending within 3 months - Children	15	259	5.8%	10.5%	11.5%	11.9%
% of FP17s for the same patient ID Re-attending within 3 months - Adults	175	980	17.9%	16.1%	16.8%	16.0%
% of FP17s for the same patient ID Re-attending between 3 & 9 months - Children	59	259	22.8%	43.4%	47.7%	58.3%
% of FP17s for the same patient ID Re-attending between 3 & 9 months - Adults	207	980	21.1%	35.8%	38.2%	50.3%
% of FP17s for Band 1 Urgent Courses	116	1,052	11.0%	10.9%	10.6%	9.1%
% of FP17s Relating to Free Repair or Replacements	6	1,052	0.6%	0.5%	0.6%	0.8%
% of FP17s Relating to Continuations	0	1,052	0.0%	0.7%	0.8%	1.0%
% of Patients satisfied with the dentistry they have received	0	0	N/A	89.7%	89.3%	91.5%
% of Patients satisfied with the time they had to wait for an appointment	0	0	N/A	82.7%	84.4%	87.9%

* This is based on patients treated on this contract for their most recent course of treatment. Figures in italics indicate the base number of FP17s or Patient Questionnaire responses are less than 100. N/A is shown where the base number of responses is less than 10 during the period. % is calculated as Quantity/Base number*100

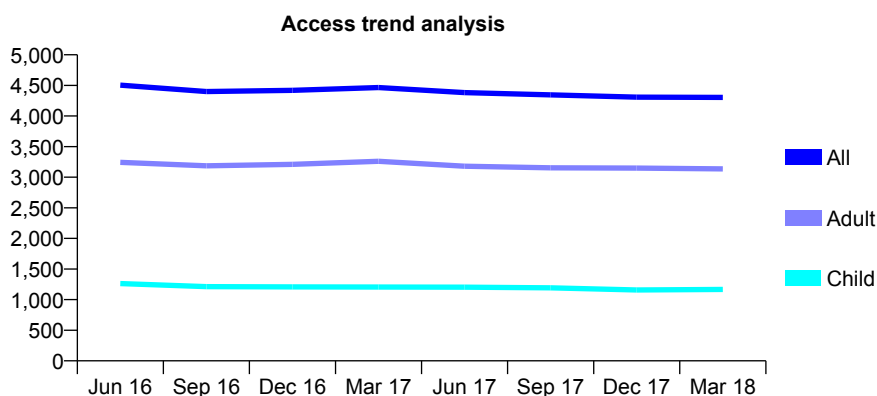
Q61 - Vital Signs At a Glance Contract Report for 766895/0003 - March 2018

Name or company name	MR M SOLTAN MOHAMMADI KHAYAT
Contract type name	GDS Contract
Purpose of contract	General
Contract start date	01/04/2006
Contract end date	

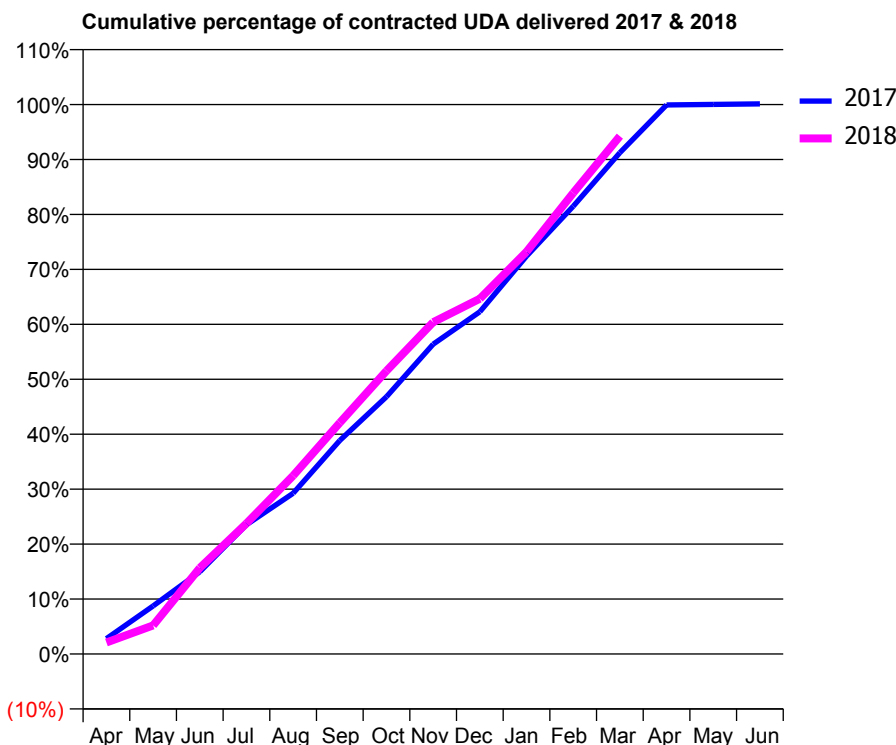
17/18 Contracted general activity (UDA)	15,725
Carry forward general activity (UDA)	-18
17/18 Contracted orthodontic activity (UOA)	0
Carry forward orthodontic activity (UOA)	0
Baseline contract value	£397,221.02

ACCESS*

Patients seen in 24 months	Total	Change since previous quarter
Quarter ending March 2017	4,466	
Quarter ending June 2017	4,382	↓
Quarter ending September 2017	4,345	→
Quarter ending December 2017	4,308	→
Quarter ending March 2018	4,303	→
Variance since March 2017	(3.6%)	↓



ACTIVITY



Month	Adjusted Scheduled Activity (UDA)	
	2017	2018
April	443	330
May	1,374	817
June	2,351	2,462
July	3,699	3,738
August	4,599	5,104
September	6,112	6,618
October	7,363	8,105
November	8,865	9,496
December	9,794	10,166
January	11,384	11,509
February	12,813	13,193
March	14,346	14,819
April	15,714	
May	15,727	
June	15,743	

QUALITY

	Quantity	Base Number	Contract	AT	Region	England
% of FP17s for the same patient ID Re-attending within 3 months - Children	107	1,306	8.2%	10.5%	11.5%	11.9%
% of FP17s for the same patient ID Re-attending within 3 months - Adults	399	3,012	13.2%	16.1%	16.8%	16.0%
% of FP17s for the same patient ID Re-attending between 3 & 9 months - Children	522	1,306	40.0%	43.4%	47.7%	58.3%
% of FP17s for the same patient ID Re-attending between 3 & 9 months - Adults	930	3,012	30.9%	35.8%	38.2%	50.3%
% of FP17s for Band 1 Urgent Courses	512	4,006	12.8%	10.9%	10.6%	9.1%
% of FP17s Relating to Free Repair or Replacements	0	4,006	0.0%	0.5%	0.6%	0.8%
% of FP17s Relating to Continuations	28	4,006	0.7%	0.7%	0.8%	1.0%
% of Patients satisfied with the dentistry they have received	0	0	N/A	89.7%	89.3%	91.5%
% of Patients satisfied with the time they had to wait for an appointment	0	0	N/A	82.7%	84.4%	87.9%

* This is based on patients treated on this contract for their most recent course of treatment. Figures in italics indicate the base number of FP17s or Patient Questionnaire responses are less than 100. N/A is shown where the base number of responses is less than 10 during the period. % is calculated as Quantity/Base number*100

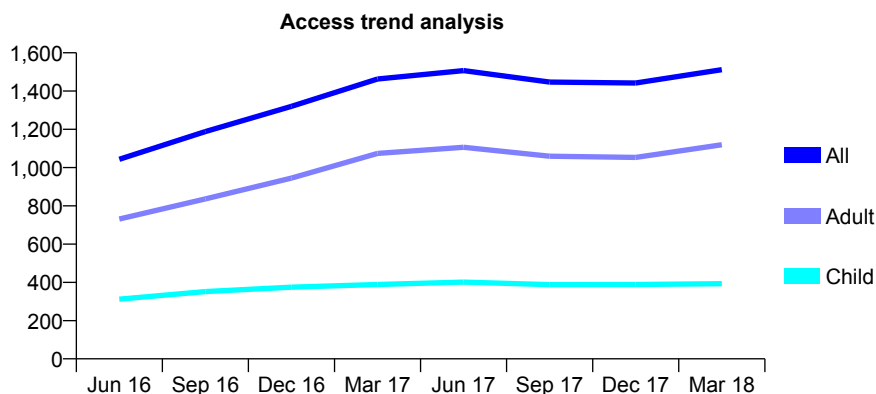
Q61 - Vital Signs At a Glance Contract Report for 766895/0005 - March 2018

Name or company name	MR M SOLTAN MOHAMMADI KHAYAT
Contract type name	GDS Contract
Purpose of contract	General
Contract start date	01/06/2015
Contract end date	

17/18 Contracted general activity (UDA)	5,000
Carry forward general activity (UDA)	8
17/18 Contracted orthodontic activity (UOA)	0
Carry forward orthodontic activity (UOA)	0
Baseline contract value	£160,820.88

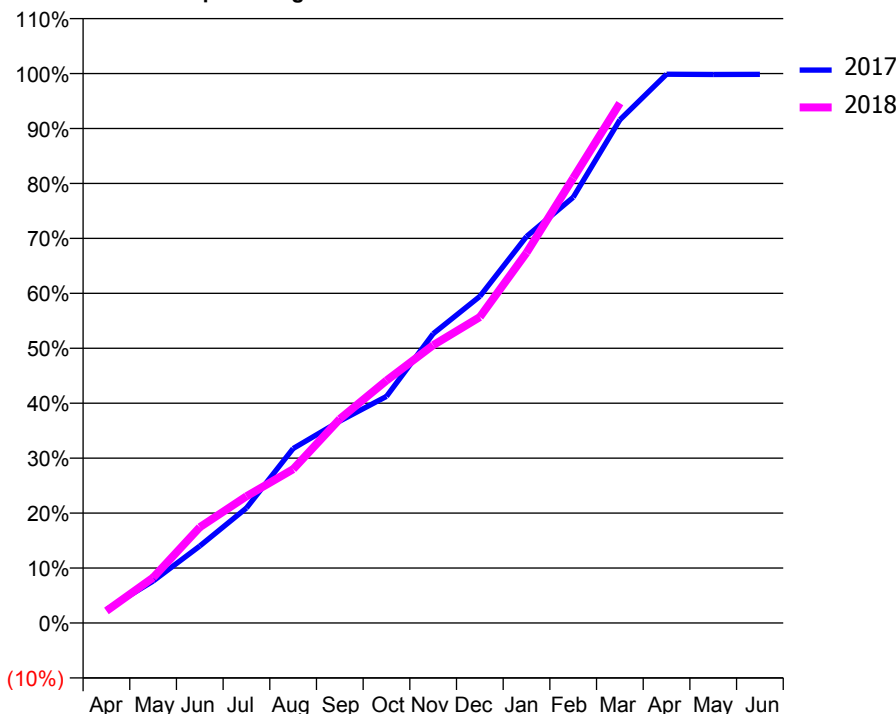
ACCESS*

Patients seen in 24 months	Total	Change since previous quarter
Quarter ending March 2017	1,463	
Quarter ending June 2017	1,507	↑
Quarter ending September 2017	1,447	↓
Quarter ending December 2017	1,442	→
Quarter ending March 2018	1,512	↑
Variance since March 2017	3.3%	↑



ACTIVITY

Cumulative percentage of contracted UDA delivered 2017 & 2018



Month	Adjusted Scheduled Activity (UDA)	
	2017	2018
April	122	110
May	382	413
June	701	872
July	1,047	1,154
August	1,588	1,400
September	1,837	1,857
October	2,062	2,207
November	2,632	2,529
December	2,973	2,784
January	3,517	3,369
February	3,873	4,049
March	4,579	4,730
April	4,993	
May	4,991	
June	4,992	

QUALITY

	Quantity	Base Number	Contract	AT	Region	England
% of FP17s for the same patient ID Re-attending within 3 months - Children	39	421	9.3%	10.5%	11.5%	11.9%
% of FP17s for the same patient ID Re-attending within 3 months - Adults	100	1,075	9.3%	16.1%	16.8%	16.0%
% of FP17s for the same patient ID Re-attending between 3 & 9 months - Children	136	421	32.3%	43.4%	47.7%	58.3%
% of FP17s for the same patient ID Re-attending between 3 & 9 months - Adults	240	1,075	22.3%	35.8%	38.2%	50.3%
% of FP17s for Band 1 Urgent Courses	99	1,391	7.1%	10.9%	10.6%	9.1%
% of FP17s Relating to Free Repair or Replacements	1	1,391	0.1%	0.5%	0.6%	0.8%
% of FP17s Relating to Continuations	3	1,391	0.2%	0.7%	0.8%	1.0%
% of Patients satisfied with the dentistry they have received	1	1	N/A	89.7%	89.3%	91.5%
% of Patients satisfied with the time they had to wait for an appointment	0	1	N/A	82.7%	84.4%	87.9%

* This is based on patients treated on this contract for their most recent course of treatment. Figures in italics indicate the base number of FP17s or Patient Questionnaire responses are less than 100. N/A is shown where the base number of responses is less than 10 during the period. % is calculated as Quantity/Base number*100

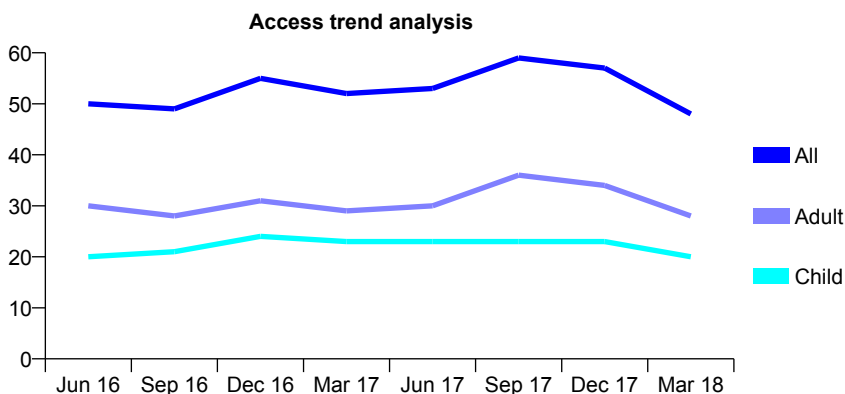
Q61 - Vital Signs At a Glance Contract Report for 767239/0001 - March 2018

Name or company name	MR N NAGPAUL
Contract type name	PDS Contract
Purpose of contract	General
Contract start date	01/08/2009
Contract end date	30/11/2017

17/18 Contracted general activity (UDA)	133
Carry forward general activity (UDA)	0
17/18 Contracted orthodontic activity (UOA)	0
Carry forward orthodontic activity (UOA)	0
Baseline contract value	£3,904.98

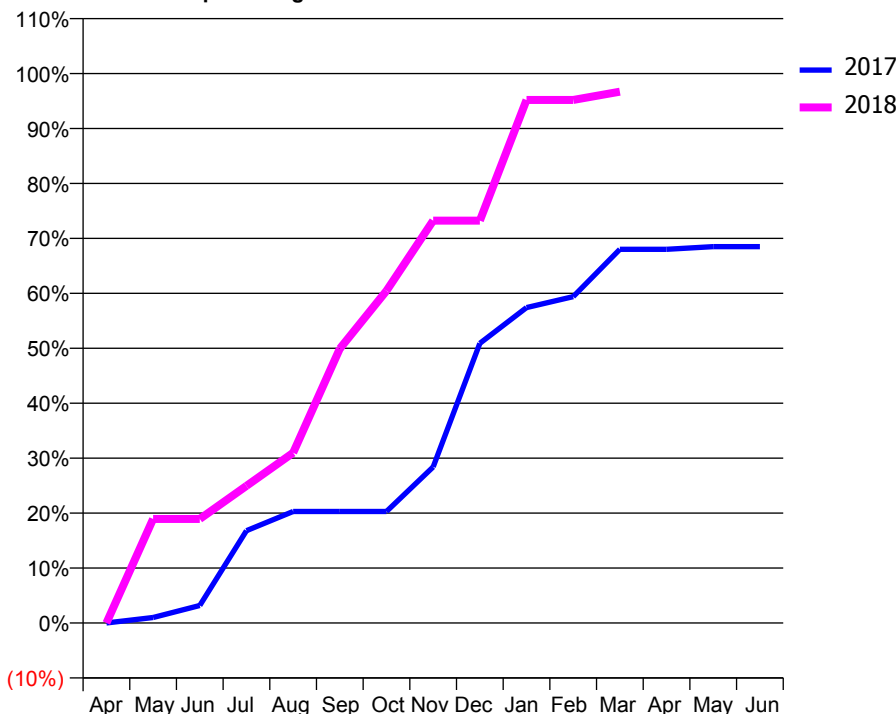
ACCESS*

Patients seen in 24 months	Total	Change since previous quarter
Quarter ending March 2017	52	
Quarter ending June 2017	53	→
Quarter ending September 2017	59	↑
Quarter ending December 2017	57	↓
Quarter ending March 2018	48	↓
Variance since March 2017	(7.7%)	↓



ACTIVITY

Cumulative percentage of contracted UDA delivered 2017 & 2018



Adjusted Scheduled Activity (UDA)

Month	2017	2018
April	0	0
May	2	25
June	6	25
July	34	33
August	41	41
September	41	66
October	41	80
November	57	97
December	102	97
January	115	127
February	119	127
March	136	129
April	136	
May	137	
June	137	

QUALITY

	Quantity	Base Number	Contract	AT	Region	England
% of FP17s for the same patient ID Re-attending within 3 months - Children	2	20	10.0%	10.5%	11.5%	11.9%
% of FP17s for the same patient ID Re-attending within 3 months - Adults	5	31	16.1%	16.1%	16.8%	16.0%
% of FP17s for the same patient ID Re-attending between 3 & 9 months - Children	8	20	40.0%	43.4%	47.7%	58.3%
% of FP17s for the same patient ID Re-attending between 3 & 9 months - Adults	11	31	35.5%	35.8%	38.2%	50.3%
% of FP17s for Band 1 Urgent Courses	3	50	6.0%	10.9%	10.6%	9.1%
% of FP17s Relating to Free Repair or Replacements	1	50	2.0%	0.5%	0.6%	0.8%
% of FP17s Relating to Continuations	2	50	4.0%	0.7%	0.8%	1.0%
% of Patients satisfied with the dentistry they have received	0	0	N/A	89.7%	89.3%	91.5%
% of Patients satisfied with the time they had to wait for an appointment	0	0	N/A	82.7%	84.4%	87.9%

* This is based on patients treated on this contract for their most recent course of treatment. Figures in italics indicate the base number of FP17s or Patient Questionnaire responses are less than 100. N/A is shown where the base number of responses is less than 10 during the period. % is calculated as Quantity/Base number*100

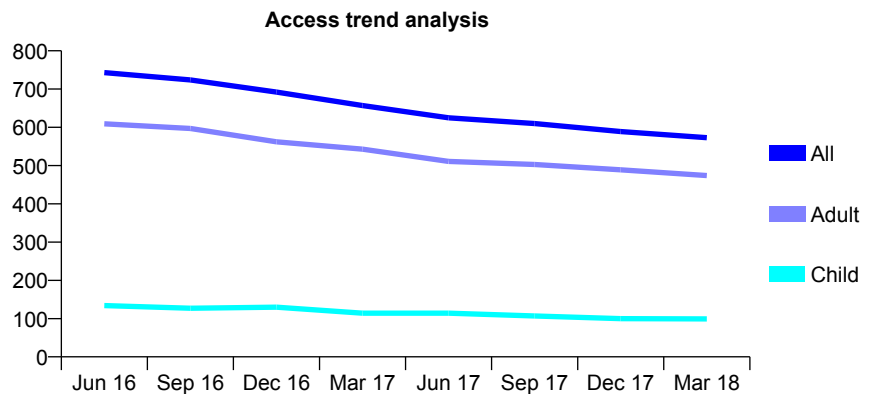
Q61 - Vital Signs At a Glance Contract Report for 769037/0001 - March 2018

Name or company name	MR B VARNAMKHASTY
Contract type name	GDS Contract
Purpose of contract	General
Contract start date	01/04/2006
Contract end date	

17/18 Contracted general activity (UDA)	2,936
Carry forward general activity (UDA)	0
17/18 Contracted orthodontic activity (UOA)	0
Carry forward orthodontic activity (UOA)	0
Baseline contract value	£95,907.51

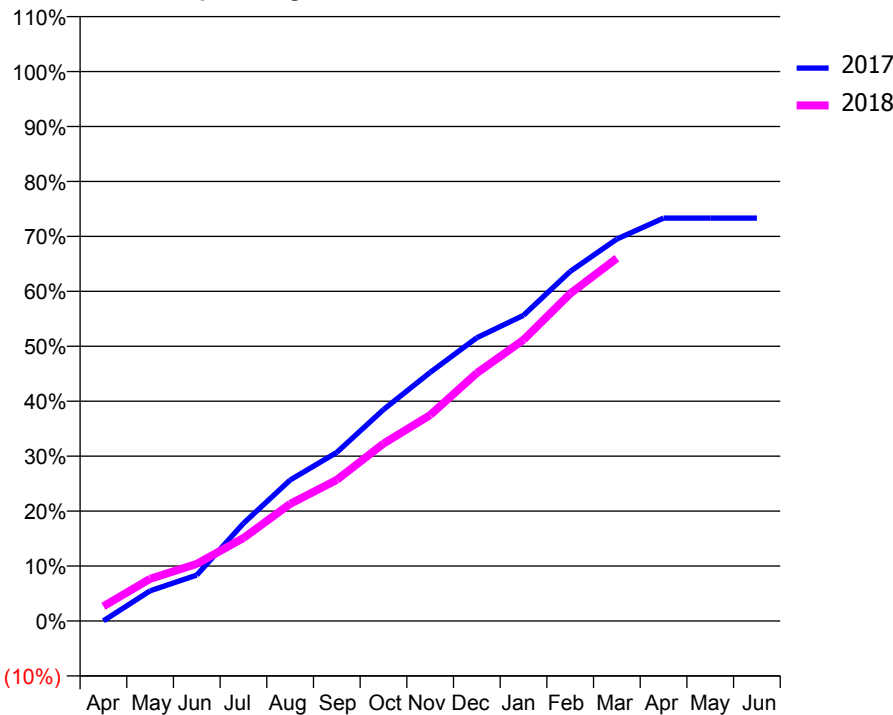
ACCESS*

Patients seen in 24 months	Total	Change since previous quarter
Quarter ending March 2017	657	
Quarter ending June 2017	625	↓
Quarter ending September 2017	610	↓
Quarter ending December 2017	589	↓
Quarter ending March 2018	573	↓
Variance since March 2017	(12.8%)	↓



ACTIVITY

Cumulative percentage of contracted UDA delivered 2017 & 2018



Month	Adjusted Scheduled Activity (UDA)	
	2017	2018
April	1	79
May	162	225
June	245	305
July	522	443
August	754	626
September	901	754
October	1,130	948
November	1,328	1,100
December	1,514	1,325
January	1,633	1,502
February	1,868	1,749
March	2,041	1,938
April	2,152	
May	2,152	
June	2,152	

QUALITY

	Quantity	Base Number	Contract	AT	Region	England
% of FP17s for the same patient ID Re-attending within 3 months - Children	3	115	2.6%	10.5%	11.5%	11.9%
% of FP17s for the same patient ID Re-attending within 3 months - Adults	22	413	5.3%	16.1%	16.8%	16.0%
% of FP17s for the same patient ID Re-attending between 3 & 9 months - Children	41	115	35.7%	43.4%	47.7%	58.3%
% of FP17s for the same patient ID Re-attending between 3 & 9 months - Adults	116	413	28.1%	35.8%	38.2%	50.3%
% of FP17s for Band 1 Urgent Courses	31	498	6.2%	10.9%	10.6%	9.1%
% of FP17s Relating to Free Repair or Replacements	1	498	0.2%	0.5%	0.6%	0.8%
% of FP17s Relating to Continuations	0	498	0.0%	0.7%	0.8%	1.0%
% of Patients satisfied with the dentistry they have received	0	0	N/A	89.7%	89.3%	91.5%
% of Patients satisfied with the time they had to wait for an appointment	0	0	N/A	82.7%	84.4%	87.9%

* This is based on patients treated on this contract for their most recent course of treatment. Figures in italics indicate the base number of FP17s or Patient Questionnaire responses are less than 100. N/A is shown where the base number of responses is less than 10 during the period. % is calculated as Quantity/Base number*100

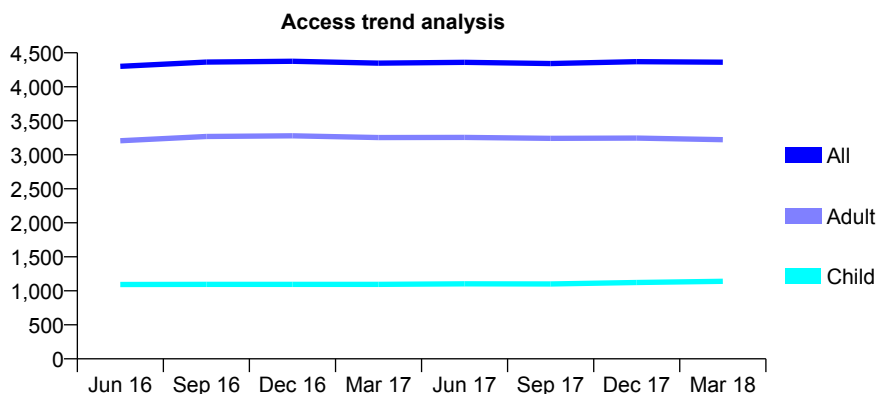
Q61 - Vital Signs At a Glance Contract Report for 769568/0001 - March 2018

Name or company name	MRS M RAFIEE
Contract type name	GDS Contract
Purpose of contract	General
Contract start date	01/04/2006
Contract end date	

17/18 Contracted general activity (UDA)	12,620
Carry forward general activity (UDA)	6
17/18 Contracted orthodontic activity (UOA)	0
Carry forward orthodontic activity (UOA)	0
Baseline contract value	£362,621.71

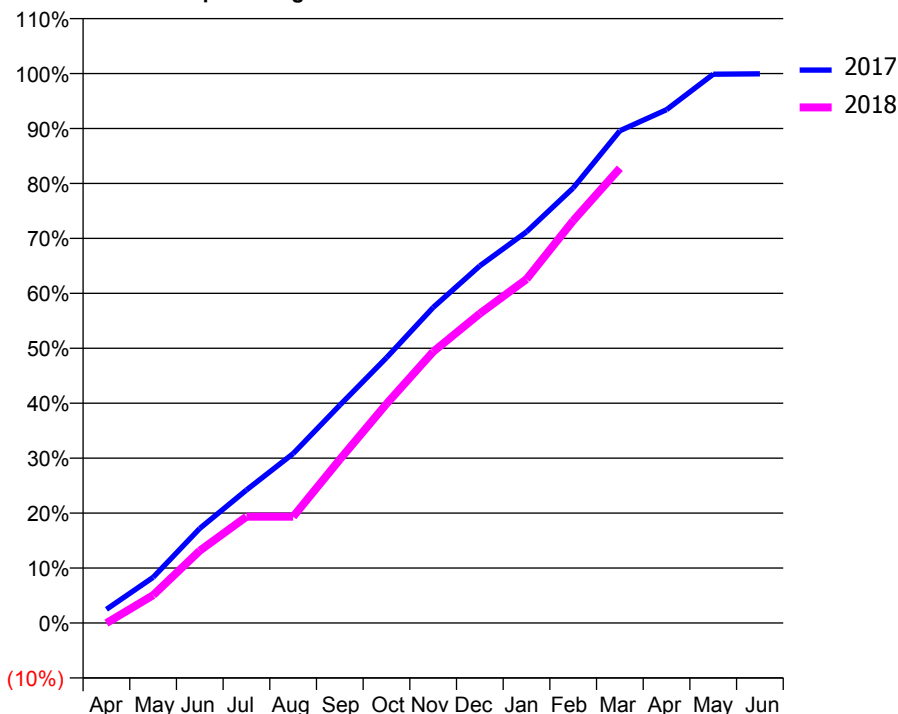
ACCESS*

Patients seen in 24 months	Total	Change since previous quarter
Quarter ending March 2017	4,349	
Quarter ending June 2017	4,359	→
Quarter ending September 2017	4,343	→
Quarter ending December 2017	4,369	→
Quarter ending March 2018	4,362	→
Variance since March 2017	0.3%	→



ACTIVITY

Cumulative percentage of contracted UDA delivered 2017 & 2018



Month	Adjusted Scheduled Activity (UDA)	
	2017	2018
April	314	-6
May	1,050	639
June	2,174	1,662
July	3,053	2,443
August	3,892	2,443
September	5,004	3,756
October	6,092	5,034
November	7,247	6,230
December	8,203	7,108
January	8,985	7,895
February	9,993	9,242
March	11,305	10,445
April	11,790	
May	12,605	
June	12,614	

QUALITY

	Quantity	Base Number	Contract	AT	Region	England
% of FP17s for the same patient ID Re-attending within 3 months - Children	63	1,317	4.8%	10.5%	11.5%	11.9%
% of FP17s for the same patient ID Re-attending within 3 months - Adults	399	3,302	12.1%	16.1%	16.8%	16.0%
% of FP17s for the same patient ID Re-attending between 3 & 9 months - Children	598	1,317	45.4%	43.4%	47.7%	58.3%
% of FP17s for the same patient ID Re-attending between 3 & 9 months - Adults	1,209	3,302	36.6%	35.8%	38.2%	50.3%
% of FP17s for Band 1 Urgent Courses	373	4,139	9.0%	10.9%	10.6%	9.1%
% of FP17s Relating to Free Repair or Replacements	20	4,139	0.5%	0.5%	0.6%	0.8%
% of FP17s Relating to Continuations	42	4,139	1.0%	0.7%	0.8%	1.0%
% of Patients satisfied with the dentistry they have received	5	5	N/A	89.7%	89.3%	91.5%
% of Patients satisfied with the time they had to wait for an appointment	4	5	N/A	82.7%	84.4%	87.9%

* This is based on patients treated on this contract for their most recent course of treatment. Figures in italics indicate the base number of FP17s or Patient Questionnaire responses are less than 100. N/A is shown where the base number of responses is less than 10 during the period. % is calculated as Quantity/Base number*100

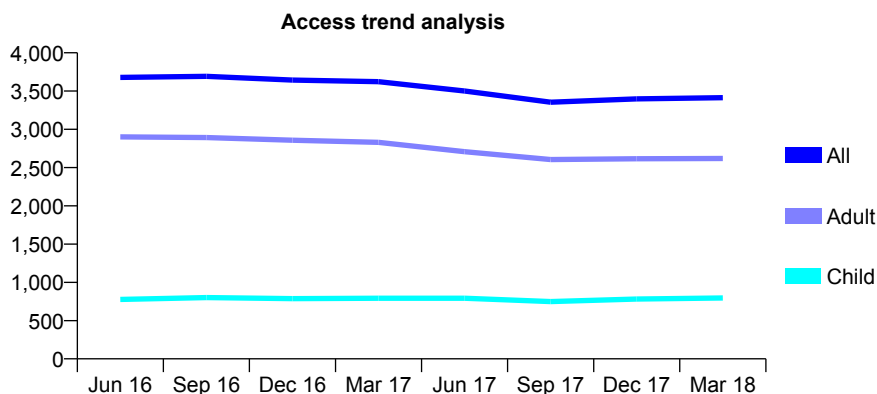
Q61 - Vital Signs At a Glance Contract Report for 778249/0001 - March 2018

Name or company name	MISS RJ SANGHVI
Contract type name	GDS Contract
Purpose of contract	General
Contract start date	01/09/2011
Contract end date	

17/18 Contracted general activity (UDA)	8,726
Carry forward general activity (UDA)	129
17/18 Contracted orthodontic activity (UOA)	0
Carry forward orthodontic activity (UOA)	0
Baseline contract value	£209,913.23

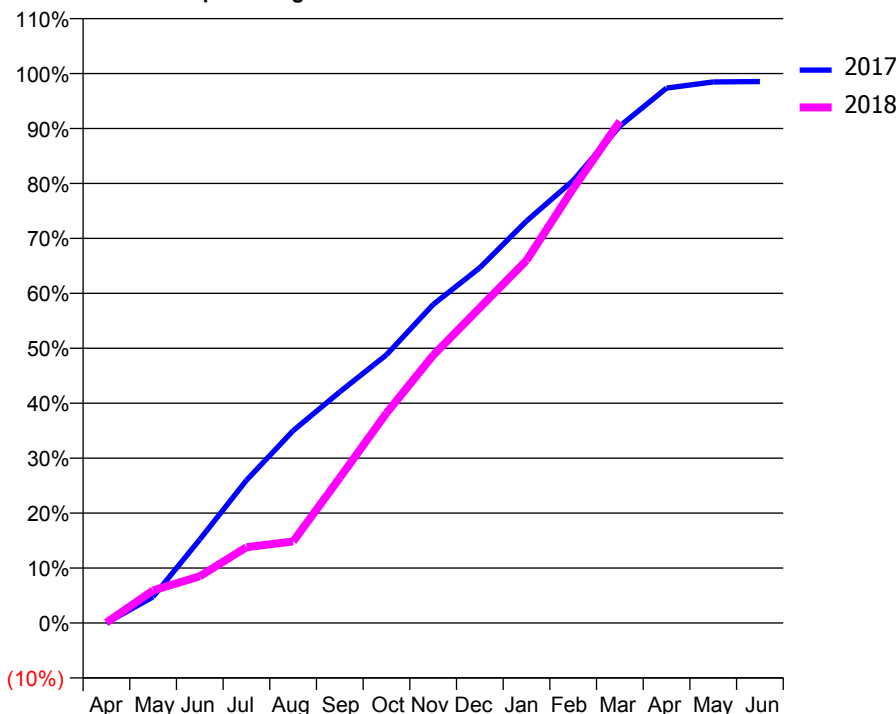
ACCESS*

Patients seen in 24 months	Total	Change since previous quarter
Quarter ending March 2017	3,623	
Quarter ending June 2017	3,500	↓
Quarter ending September 2017	3,354	↓
Quarter ending December 2017	3,397	→
Quarter ending March 2018	3,413	→
Variance since March 2017	(5.8%)	↓



ACTIVITY

Cumulative percentage of contracted UDA delivered 2017 & 2018



Month	Adjusted Scheduled Activity (UDA)	
	2017	2018
April	-0	7
May	416	519
June	1,327	741
July	2,267	1,203
August	3,054	1,295
September	3,670	2,306
October	4,259	3,333
November	5,057	4,251
December	5,642	5,006
January	6,384	5,758
February	7,027	6,899
March	7,891	7,967
April	8,494	
May	8,591	
June	8,597	

QUALITY

	Quantity	Base Number	Contract	AT	Region	England
% of FP17s for the same patient ID Re-attending within 3 months - Children	75	865	8.7%	10.5%	11.5%	11.9%
% of FP17s for the same patient ID Re-attending within 3 months - Adults	351	2,667	13.2%	16.1%	16.8%	16.0%
% of FP17s for the same patient ID Re-attending between 3 & 9 months - Children	228	865	26.4%	43.4%	47.7%	58.3%
% of FP17s for the same patient ID Re-attending between 3 & 9 months - Adults	737	2,667	27.6%	35.8%	38.2%	50.3%
% of FP17s for Band 1 Urgent Courses	409	3,275	12.5%	10.9%	10.6%	9.1%
% of FP17s Relating to Free Repair or Replacements	28	3,275	0.9%	0.5%	0.6%	0.8%
% of FP17s Relating to Continuations	21	3,275	0.6%	0.7%	0.8%	1.0%
% of Patients satisfied with the dentistry they have received	3	3	N/A	89.7%	89.3%	91.5%
% of Patients satisfied with the time they had to wait for an appointment	2	3	N/A	82.7%	84.4%	87.9%

* This is based on patients treated on this contract for their most recent course of treatment. Figures in italics indicate the base number of FP17s or Patient Questionnaire responses are less than 100. N/A is shown where the base number of responses is less than 10 during the period. % is calculated as Quantity/Base number*100

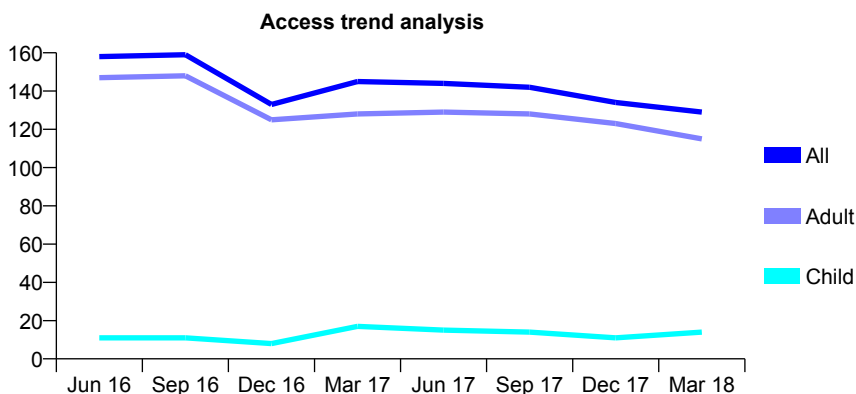
Q61 - Vital Signs At a Glance Contract Report for 781800/0001 - March 2018

Name or company name	MR B NISAR
Contract type name	GDS Contract
Purpose of contract	General
Contract start date	28/07/2011
Contract end date	

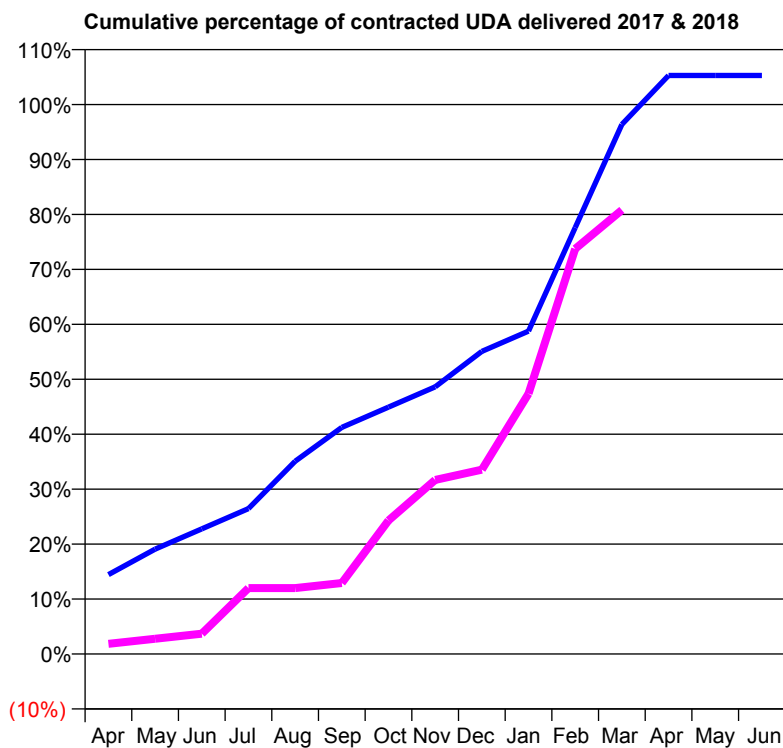
17/18 Contracted general activity (UDA)	325
Carry forward general activity (UDA)	-6
17/18 Contracted orthodontic activity (UOA)	0
Carry forward orthodontic activity (UOA)	0
Baseline contract value	£7,507.37

ACCESS*

Patients seen in 24 months	Total	Change since previous quarter
Quarter ending March 2017	145	
Quarter ending June 2017	144	→
Quarter ending September 2017	142	↓
Quarter ending December 2017	134	↓
Quarter ending March 2018	129	↓
Variance since March 2017	(11.0%)	↓



ACTIVITY



Month	Adjusted Scheduled Activity (UDA)	
	2017	2018
April	47	6
May	62	9
June	74	12
July	86	39
August	114	39
September	134	42
October	146	79
November	158	103
December	179	109
January	191	154
February	252	240
March	313	263
April	342	
May	342	
June	342	

QUALITY

	Quantity	Base Number	Contract	AT	Region	England
% of FP17s for the same patient ID Re-attending within 3 months - Children	0	7	0.0%	10.5%	11.5%	11.9%
% of FP17s for the same patient ID Re-attending within 3 months - Adults	5	60	8.3%	16.1%	16.8%	16.0%
% of FP17s for the same patient ID Re-attending between 3 & 9 months - Children	0	7	0.0%	43.4%	47.7%	58.3%
% of FP17s for the same patient ID Re-attending between 3 & 9 months - Adults	3	60	5.0%	35.8%	38.2%	50.3%
% of FP17s for Band 1 Urgent Courses	3	62	4.8%	10.9%	10.6%	9.1%
% of FP17s Relating to Free Repair or Replacements	0	62	0.0%	0.5%	0.6%	0.8%
% of FP17s Relating to Continuations	0	62	0.0%	0.7%	0.8%	1.0%
% of Patients satisfied with the dentistry they have received	0	0	N/A	89.7%	89.3%	91.5%
% of Patients satisfied with the time they had to wait for an appointment	0	0	N/A	82.7%	84.4%	87.9%

* This is based on patients treated on this contract for their most recent course of treatment. Figures in italics indicate the base number of FP17s or Patient Questionnaire responses are less than 100. N/A is shown where the base number of responses is less than 10 during the period. % is calculated as Quantity/Base number*100

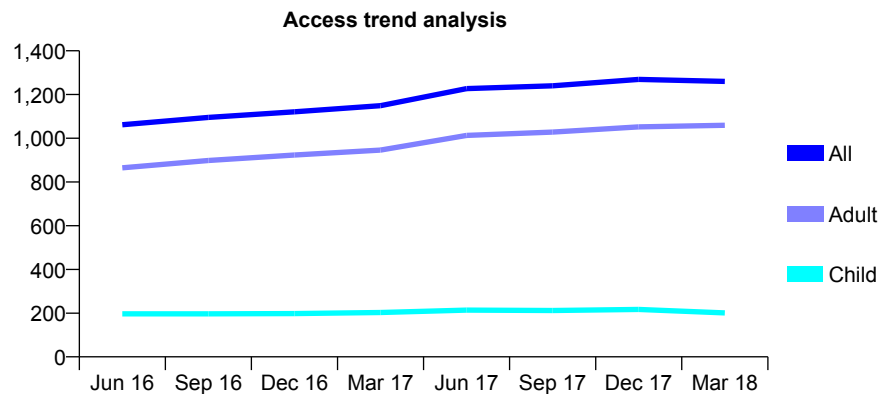
Q61 - Vital Signs At a Glance Contract Report for 782874/0001 - March 2018

Name or company name	MR DR SADOH
Contract type name	GDS Contract
Purpose of contract	General
Contract start date	01/04/2006
Contract end date	

17/18 Contracted general activity (UDA)	4,263
Carry forward general activity (UDA)	0
17/18 Contracted orthodontic activity (UOA)	0
Carry forward orthodontic activity (UOA)	0
Baseline contract value	£153,963.00

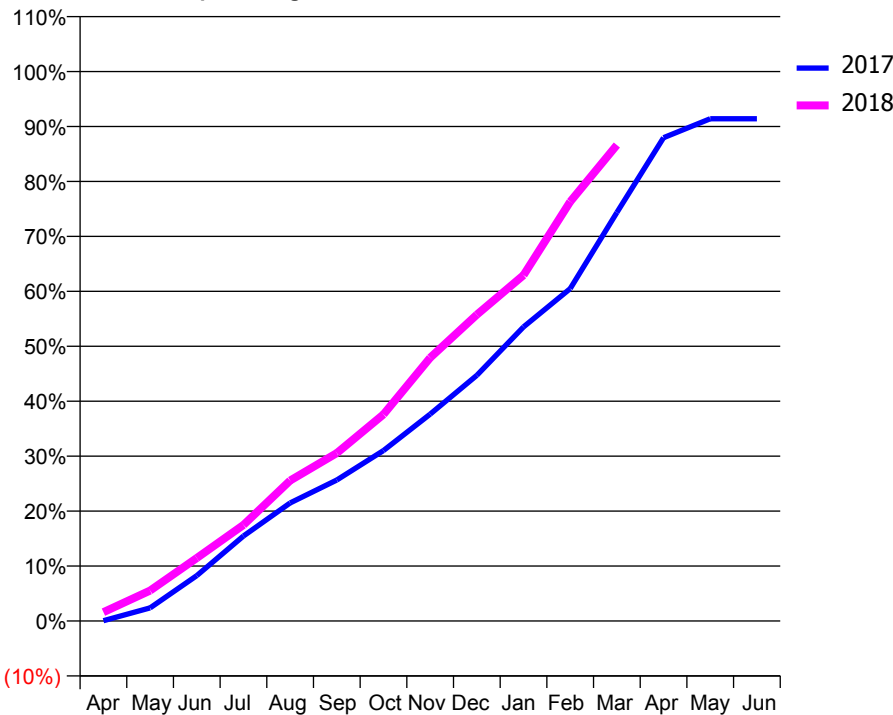
ACCESS*

Patients seen in 24 months	Total	Change since previous quarter
Quarter ending March 2017	1,149	
Quarter ending June 2017	1,227	↑
Quarter ending September 2017	1,240	→
Quarter ending December 2017	1,269	↑
Quarter ending March 2018	1,260	→
Variance since March 2017	9.7%	↑



ACTIVITY

Cumulative percentage of contracted UDA delivered 2017 & 2018



Month	Adjusted Scheduled Activity (UDA)	
	2017	2018
April	3	69
May	102	236
June	352	489
July	659	745
August	916	1,090
September	1,094	1,303
October	1,323	1,603
November	1,605	2,042
December	1,906	2,377
January	2,282	2,683
February	2,579	3,253
March	3,169	3,693
April	3,750	
May	3,897	
June	3,897	

QUALITY

	Quantity	Base Number	Contract	AT	Region	England
% of FP17s for the same patient ID Re-attending within 3 months - Children	12	233	5.2%	10.5%	11.5%	11.9%
% of FP17s for the same patient ID Re-attending within 3 months - Adults	130	1,032	12.6%	16.1%	16.8%	16.0%
% of FP17s for the same patient ID Re-attending between 3 & 9 months - Children	90	233	38.6%	43.4%	47.7%	58.3%
% of FP17s for the same patient ID Re-attending between 3 & 9 months - Adults	202	1,032	19.6%	35.8%	38.2%	50.3%
% of FP17s for Band 1 Urgent Courses	388	1,183	32.8%	10.9%	10.6%	9.1%
% of FP17s Relating to Free Repair or Replacements	0	1,183	0.0%	0.5%	0.6%	0.8%
% of FP17s Relating to Continuations	5	1,183	0.4%	0.7%	0.8%	1.0%
% of Patients satisfied with the dentistry they have received	2	2	N/A	89.7%	89.3%	91.5%
% of Patients satisfied with the time they had to wait for an appointment	2	2	N/A	82.7%	84.4%	87.9%

* This is based on patients treated on this contract for their most recent course of treatment. Figures in italics indicate the base number of FP17s or Patient Questionnaire responses are less than 100. N/A is shown where the base number of responses is less than 10 during the period. % is calculated as Quantity/Base number*100

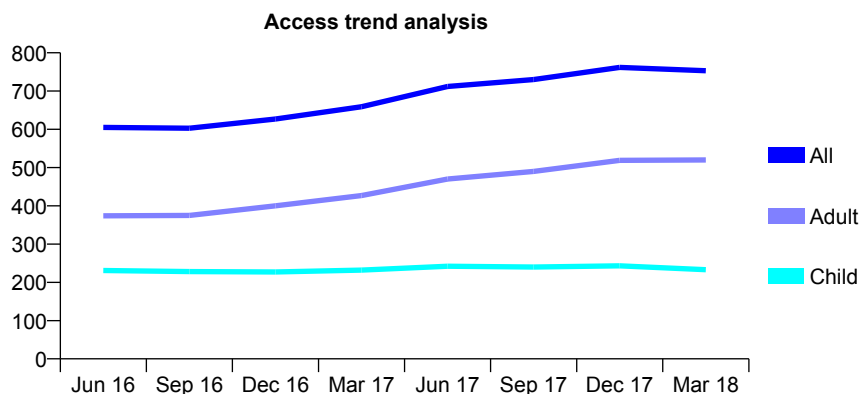
Q61 - Vital Signs At a Glance Contract Report for 783099/0001 - March 2018

Name or company name	Shape Dental Clinic
Contract type name	GDS Contract
Purpose of contract	General
Contract start date	01/12/2007
Contract end date	

17/18 Contracted general activity (UDA)	3,600
Carry forward general activity (UDA)	0
17/18 Contracted orthodontic activity (UOA)	0
Carry forward orthodontic activity (UOA)	0
Baseline contract value	£98,298.63

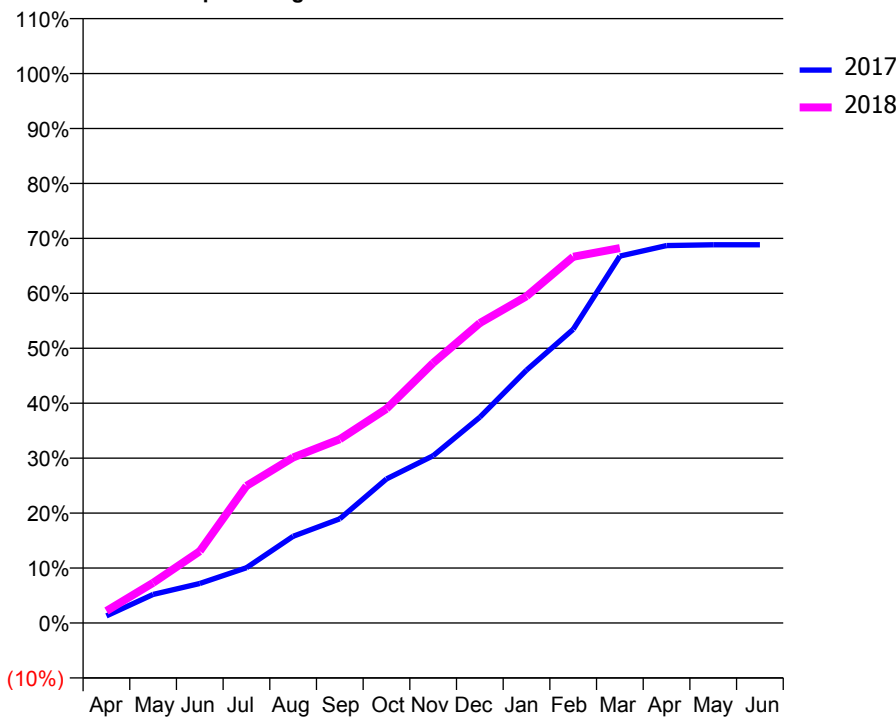
ACCESS*

Patients seen in 24 months	Total	Change since previous quarter
Quarter ending March 2017	659	
Quarter ending June 2017	712	↑
Quarter ending September 2017	730	↑
Quarter ending December 2017	762	↑
Quarter ending March 2018	753	↓
Variance since March 2017	14.3%	↑



ACTIVITY

Cumulative percentage of contracted UDA delivered 2017 & 2018



Adjusted Scheduled Activity (UDA)

Month	2017	2018
April	47	79
May	187	263
June	259	471
July	362	899
August	568	1,084
September	682	1,204
October	944	1,403
November	1,096	1,704
December	1,349	1,965
January	1,657	2,141
February	1,924	2,399
March	2,403	2,456
April	2,473	
May	2,478	
June	2,478	

QUALITY

	Quantity	Base Number	Contract	AT	Region	England
% of FP17s for the same patient ID Re-attending within 3 months - Children	7	258	2.7%	10.5%	11.5%	11.9%
% of FP17s for the same patient ID Re-attending within 3 months - Adults	48	521	9.2%	16.1%	16.8%	16.0%
% of FP17s for the same patient ID Re-attending between 3 & 9 months - Children	123	258	47.7%	43.4%	47.7%	58.3%
% of FP17s for the same patient ID Re-attending between 3 & 9 months - Adults	159	521	30.5%	35.8%	38.2%	50.3%
% of FP17s for Band 1 Urgent Courses	22	749	2.9%	10.9%	10.6%	9.1%
% of FP17s Relating to Free Repair or Replacements	2	749	0.3%	0.5%	0.6%	0.8%
% of FP17s Relating to Continuations	6	749	0.8%	0.7%	0.8%	1.0%
% of Patients satisfied with the dentistry they have received	1	1	N/A	89.7%	89.3%	91.5%
% of Patients satisfied with the time they had to wait for an appointment	1	1	N/A	82.7%	84.4%	87.9%

* This is based on patients treated on this contract for their most recent course of treatment. Figures in italics indicate the base number of FP17s or Patient Questionnaire responses are less than 100. N/A is shown where the base number of responses is less than 10 during the period. % is calculated as Quantity/Base number*100

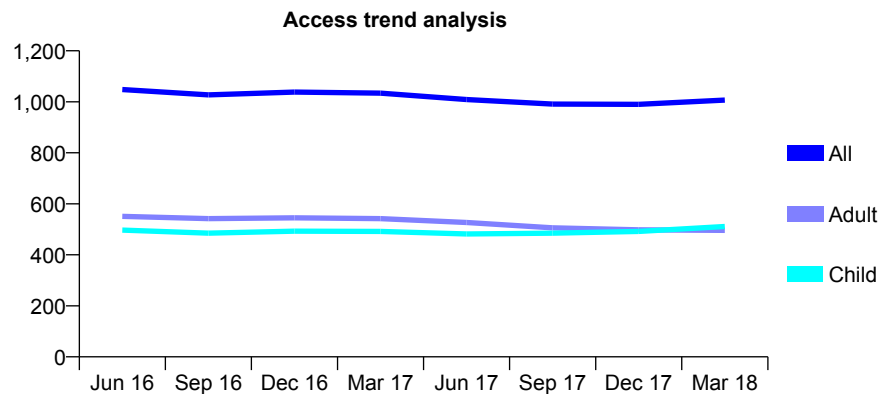
Q61 - Vital Signs At a Glance Contract Report for 785490/0001 - March 2018

Name or company name	MRS FI OLUYANNWO
Contract type name	GDS Contract
Purpose of contract	General
Contract start date	09/11/2009
Contract end date	

17/18 Contracted general activity (UDA)	2,582
Carry forward general activity (UDA)	14
17/18 Contracted orthodontic activity (UOA)	0
Carry forward orthodontic activity (UOA)	0
Baseline contract value	£93,836.54

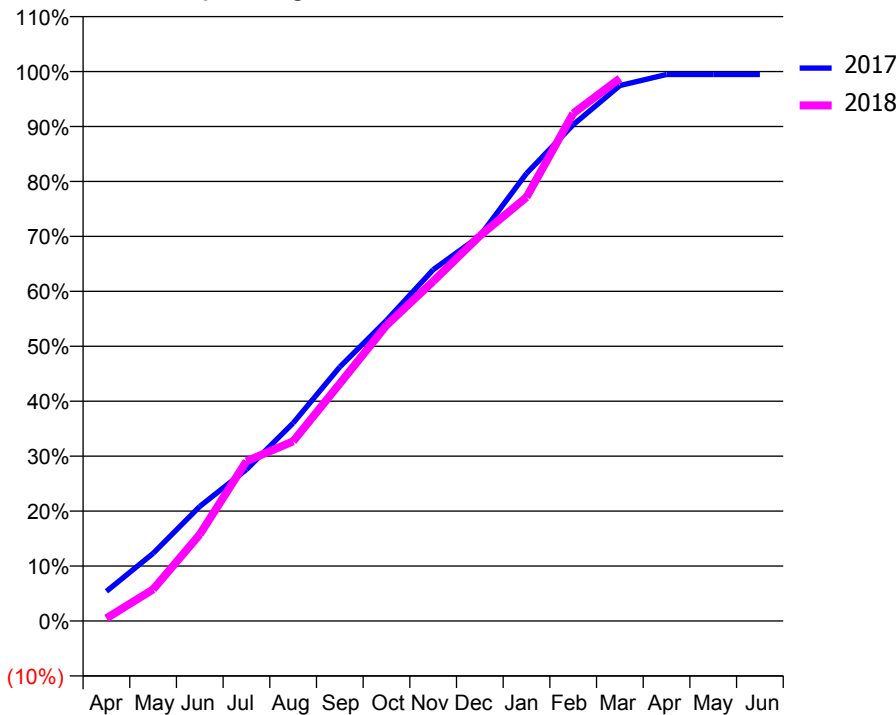
ACCESS*

Patients seen in 24 months	Total	Change since previous quarter
Quarter ending March 2017	1,034	
Quarter ending June 2017	1,009	↓
Quarter ending September 2017	991	↓
Quarter ending December 2017	990	→
Quarter ending March 2018	1,007	→
Variance since March 2017	(2.6%)	↓



ACTIVITY

Cumulative percentage of contracted UDA delivered 2017 & 2018



Month	2017	2018
April	139	13
May	318	149
June	539	407
July	712	751
August	930	844
September	1,194	1,116
October	1,413	1,389
November	1,651	1,596
December	1,809	1,810
January	2,103	1,992
February	2,332	2,385
March	2,516	2,550
April	2,568	
May	2,568	
June	2,568	

QUALITY

	Quantity	Base Number	Contract	AT	Region	England
% of FP17s for the same patient ID Re-attending within 3 months - Children	26	726	3.6%	10.5%	11.5%	11.9%
% of FP17s for the same patient ID Re-attending within 3 months - Adults	38	540	7.0%	16.1%	16.8%	16.0%
% of FP17s for the same patient ID Re-attending between 3 & 9 months - Children	411	726	56.6%	43.4%	47.7%	58.3%
% of FP17s for the same patient ID Re-attending between 3 & 9 months - Adults	285	540	52.8%	35.8%	38.2%	50.3%
% of FP17s for Band 1 Urgent Courses	50	1,228	4.1%	10.9%	10.6%	9.1%
% of FP17s Relating to Free Repair or Replacements	0	1,228	0.0%	0.5%	0.6%	0.8%
% of FP17s Relating to Continuations	2	1,228	0.2%	0.7%	0.8%	1.0%
% of Patients satisfied with the dentistry they have received	0	0	N/A	89.7%	89.3%	91.5%
% of Patients satisfied with the time they had to wait for an appointment	0	0	N/A	82.7%	84.4%	87.9%

* This is based on patients treated on this contract for their most recent course of treatment. Figures in italics indicate the base number of FP17s or Patient Questionnaire responses are less than 100. N/A is shown where the base number of responses is less than 10 during the period. % is calculated as Quantity/Base number*100

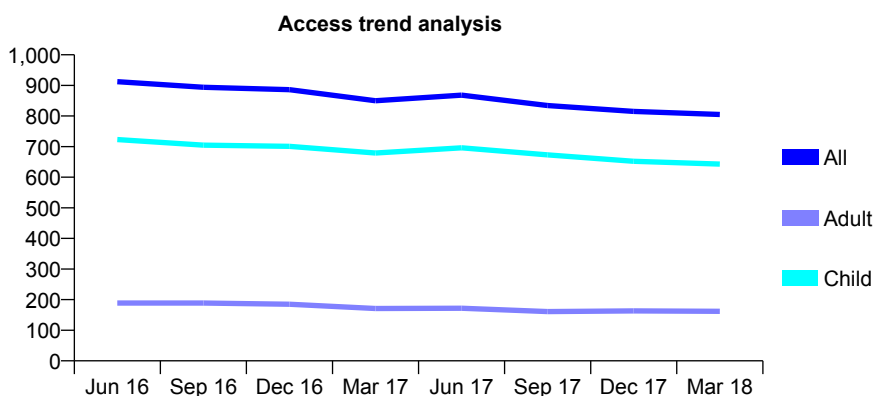
Q61 - Vital Signs At a Glance Contract Report for 785806/0001 - March 2018

Name or company name	MR M BHARDWAJ
Contract type name	GDS Contract
Purpose of contract	General
Contract start date	01/01/2013
Contract end date	

17/18 Contracted general activity (UDA)	1,850
Carry forward general activity (UDA)	-13
17/18 Contracted orthodontic activity (UOA)	0
Carry forward orthodontic activity (UOA)	0
Baseline contract value	£48,100.38

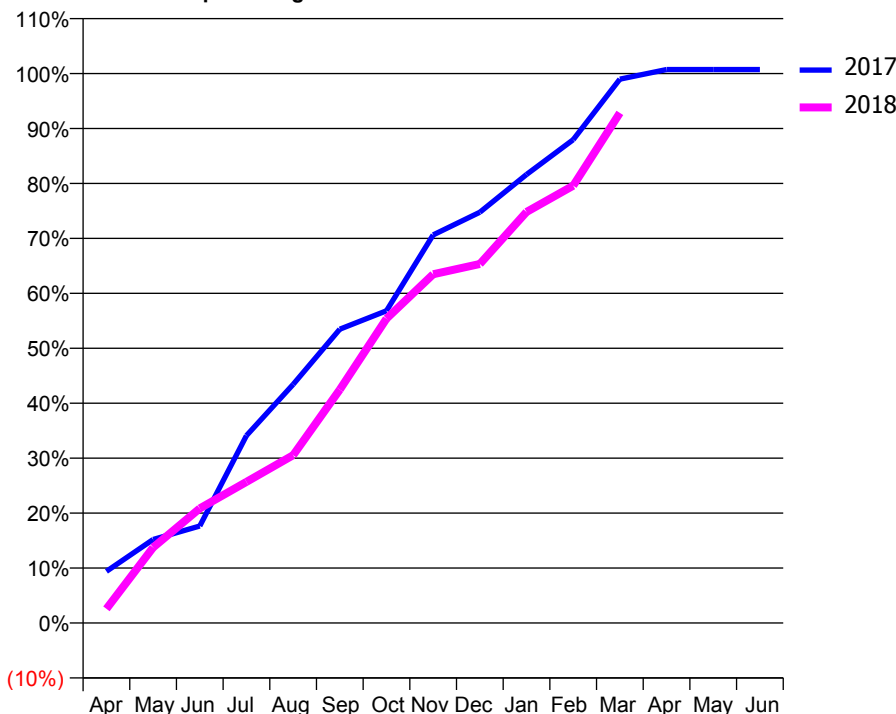
ACCESS*

Patients seen in 24 months	Total	Change since previous quarter
Quarter ending March 2017	850	
Quarter ending June 2017	868	↑
Quarter ending September 2017	834	↓
Quarter ending December 2017	815	↓
Quarter ending March 2018	805	↓
Variance since March 2017	(5.3%)	↓



ACTIVITY

Cumulative percentage of contracted UDA delivered 2017 & 2018



Month	Adjusted Scheduled Activity (UDA)	
	2017	2018
April	174	48
May	281	254
June	327	386
July	631	475
August	803	565
September	989	786
October	1,051	1,025
November	1,307	1,174
December	1,383	1,209
January	1,510	1,384
February	1,627	1,472
March	1,831	1,717
April	1,863	
May	1,863	
June	1,863	

QUALITY

	Quantity	Base Number	Contract	AT	Region	England
% of FP17s for the same patient ID Re-attending within 3 months - Children	72	826	8.7%	10.5%	11.5%	11.9%
% of FP17s for the same patient ID Re-attending within 3 months - Adults	16	113	14.2%	16.1%	16.8%	16.0%
% of FP17s for the same patient ID Re-attending between 3 & 9 months - Children	349	826	42.3%	43.4%	47.7%	58.3%
% of FP17s for the same patient ID Re-attending between 3 & 9 months - Adults	48	113	42.5%	35.8%	38.2%	50.3%
% of FP17s for Band 1 Urgent Courses	56	919	6.1%	10.9%	10.6%	9.1%
% of FP17s Relating to Free Repair or Replacements	0	919	0.0%	0.5%	0.6%	0.8%
% of FP17s Relating to Continuations	7	919	0.8%	0.7%	0.8%	1.0%
% of Patients satisfied with the dentistry they have received	0	0	N/A	89.7%	89.3%	91.5%
% of Patients satisfied with the time they had to wait for an appointment	0	0	N/A	82.7%	84.4%	87.9%

* This is based on patients treated on this contract for their most recent course of treatment. Figures in italics indicate the base number of FP17s or Patient Questionnaire responses are less than 100. N/A is shown where the base number of responses is less than 10 during the period. % is calculated as Quantity/Base number*100

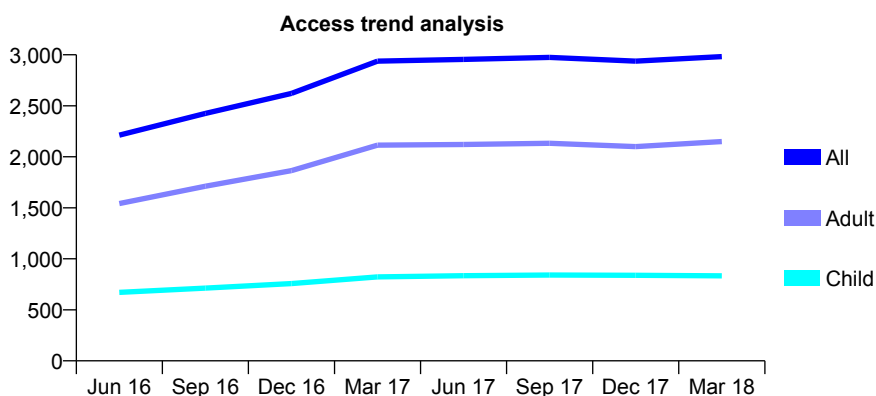
Q61 - Vital Signs At a Glance Contract Report for 785946/0001 - March 2018

Name or company name	MR M BEHNAM
Contract type name	GDS Contract
Purpose of contract	General
Contract start date	01/04/2015
Contract end date	

17/18 Contracted general activity (UDA)	9,969
Carry forward general activity (UDA)	0
17/18 Contracted orthodontic activity (UOA)	0
Carry forward orthodontic activity (UOA)	0
Baseline contract value	£243,838.72

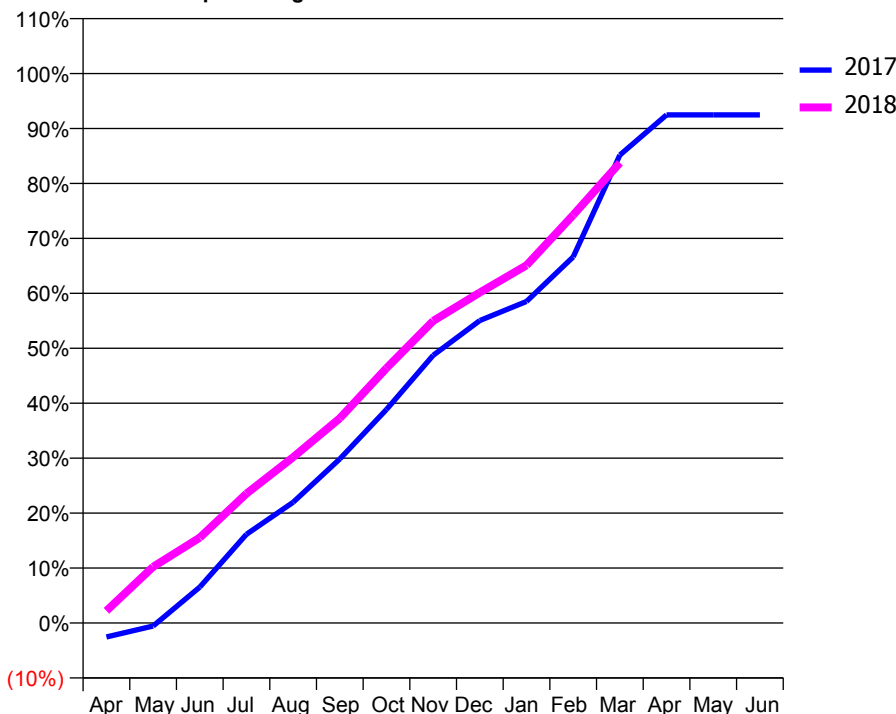
ACCESS*

Patients seen in 24 months	Total	Change since previous quarter
Quarter ending March 2017	2,938	
Quarter ending June 2017	2,955	→
Quarter ending September 2017	2,974	→
Quarter ending December 2017	2,938	↓
Quarter ending March 2018	2,983	→
Variance since March 2017	1.5%	→



ACTIVITY

Cumulative percentage of contracted UDA delivered 2017 & 2018



Adjusted Scheduled Activity (UDA)

Month	2017	2018
April	-256	221
May	-56	1,020
June	651	1,551
July	1,609	2,349
August	2,190	3,008
September	2,978	3,714
October	3,873	4,625
November	4,855	5,481
December	5,487	5,996
January	5,833	6,490
February	6,641	7,400
March	8,489	8,351
April	9,219	
May	9,219	
June	9,219	

QUALITY

	Quantity	Base Number	Contract	AT	Region	England
% of FP17s for the same patient ID Re-attending within 3 months - Children	105	1,048	10.0%	10.5%	11.5%	11.9%
% of FP17s for the same patient ID Re-attending within 3 months - Adults	257	2,189	11.7%	16.1%	16.8%	16.0%
% of FP17s for the same patient ID Re-attending between 3 & 9 months - Children	479	1,048	45.7%	43.4%	47.7%	58.3%
% of FP17s for the same patient ID Re-attending between 3 & 9 months - Adults	783	2,189	35.8%	35.8%	38.2%	50.3%
% of FP17s for Band 1 Urgent Courses	424	3,049	13.9%	10.9%	10.6%	9.1%
% of FP17s Relating to Free Repair or Replacements	22	3,049	0.7%	0.5%	0.6%	0.8%
% of FP17s Relating to Continuations	4	3,049	0.1%	0.7%	0.8%	1.0%
% of Patients satisfied with the dentistry they have received	0	0	N/A	89.7%	89.3%	91.5%
% of Patients satisfied with the time they had to wait for an appointment	0	0	N/A	82.7%	84.4%	87.9%

* This is based on patients treated on this contract for their most recent course of treatment. Figures in italics indicate the base number of FP17s or Patient Questionnaire responses are less than 100. N/A is shown where the base number of responses is less than 10 during the period. % is calculated as Quantity/Base number*100

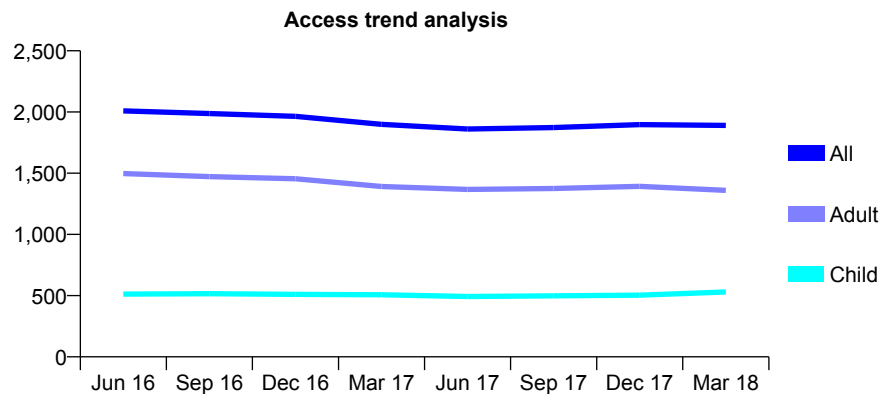
Q61 - Vital Signs At a Glance Contract Report for 787566/0001 - March 2018

Name or company name	DR P ZIAHOSSEINI
Contract type name	GDS Contract
Purpose of contract	General
Contract start date	15/04/2008
Contract end date	

17/18 Contracted general activity (UDA)	6,876
Carry forward general activity (UDA)	0
17/18 Contracted orthodontic activity (UOA)	0
Carry forward orthodontic activity (UOA)	0
Baseline contract value	£203,776.30

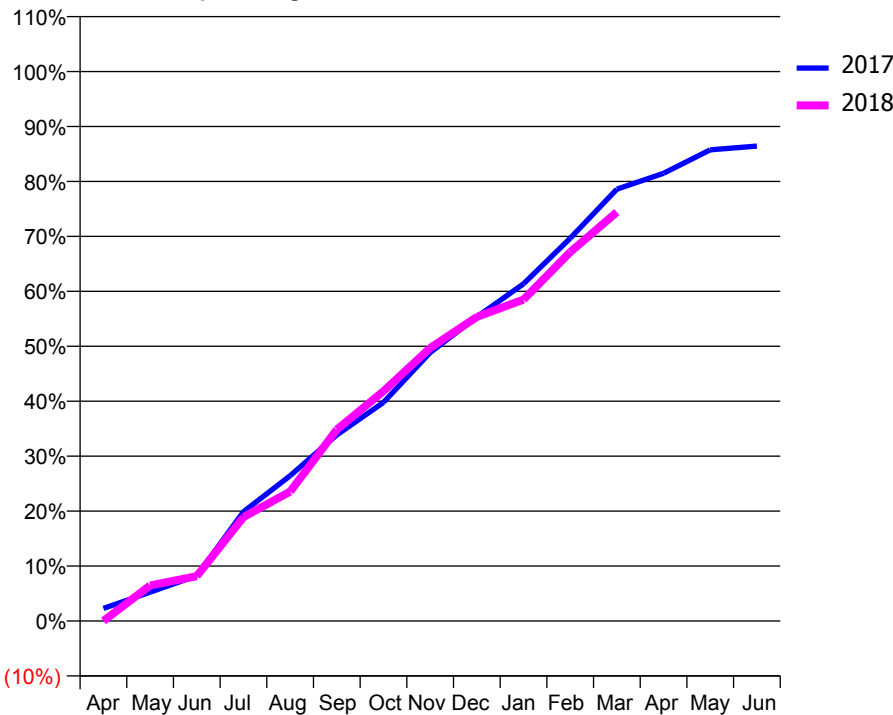
ACCESS*

Patients seen in 24 months	Total	Change since previous quarter
Quarter ending March 2017	1,899	
Quarter ending June 2017	1,861	↓
Quarter ending September 2017	1,873	→
Quarter ending December 2017	1,897	→
Quarter ending March 2018	1,890	→
Variance since March 2017	(0.5%)	→



ACTIVITY

Cumulative percentage of contracted UDA delivered 2017 & 2018



Month	Adjusted Scheduled Activity (UDA)	
	2017	2018
April	157	0
May	362	445
June	567	562
July	1,367	1,300
August	1,818	1,619
September	2,328	2,395
October	2,735	2,876
November	3,359	3,417
December	3,806	3,806
January	4,219	4,022
February	4,789	4,615
March	5,404	5,116
April	5,602	
May	5,896	
June	5,943	

QUALITY

	Quantity	Base Number	Contract	AT	Region	England
% of FP17s for the same patient ID Re-attending within 3 months - Children	114	873	13.1%	10.5%	11.5%	11.9%
% of FP17s for the same patient ID Re-attending within 3 months - Adults	385	1,827	21.1%	16.1%	16.8%	16.0%
% of FP17s for the same patient ID Re-attending between 3 & 9 months - Children	508	873	58.2%	43.4%	47.7%	58.3%
% of FP17s for the same patient ID Re-attending between 3 & 9 months - Adults	728	1,827	39.8%	35.8%	38.2%	50.3%
% of FP17s for Band 1 Urgent Courses	472	2,505	18.8%	10.9%	10.6%	9.1%
% of FP17s Relating to Free Repair or Replacements	7	2,505	0.3%	0.5%	0.6%	0.8%
% of FP17s Relating to Continuations	3	2,505	0.1%	0.7%	0.8%	1.0%
% of Patients satisfied with the dentistry they have received	0	0	N/A	89.7%	89.3%	91.5%
% of Patients satisfied with the time they had to wait for an appointment	0	0	N/A	82.7%	84.4%	87.9%

* This is based on patients treated on this contract for their most recent course of treatment. Figures in italics indicate the base number of FP17s or Patient Questionnaire responses are less than 100. N/A is shown where the base number of responses is less than 10 during the period. % is calculated as Quantity/Base number*100

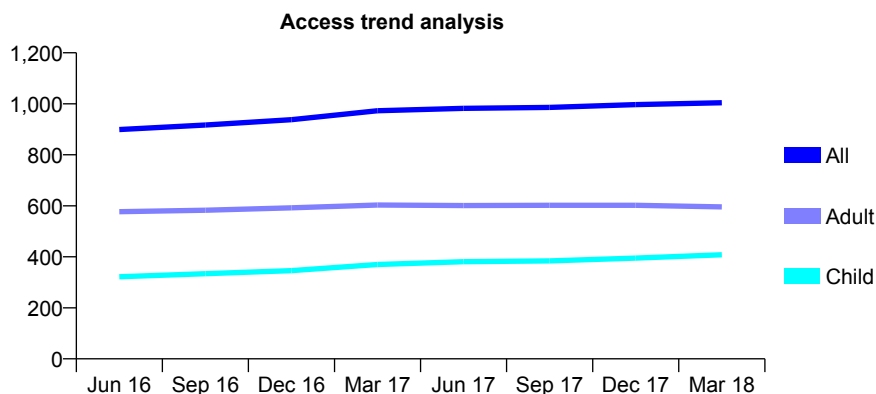
Q61 - Vital Signs At a Glance Contract Report for 789518/0001 - March 2018

Name or company name	The Fenton Dental Studios
Contract type name	GDS Contract
Purpose of contract	General
Contract start date	18/02/2010
Contract end date	

17/18 Contracted general activity (UDA)	2,481
Carry forward general activity (UDA)	56
17/18 Contracted orthodontic activity (UOA)	0
Carry forward orthodontic activity (UOA)	0
Baseline contract value	£77,674.49

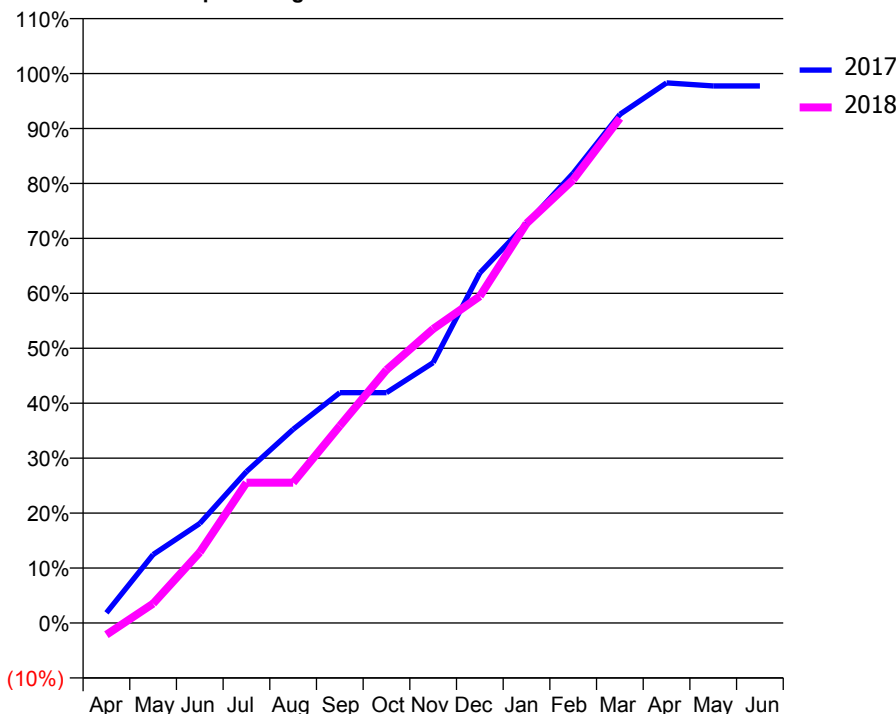
ACCESS*

Patients seen in 24 months	Total	Change since previous quarter
Quarter ending March 2017	973	
Quarter ending June 2017	982	→
Quarter ending September 2017	986	→
Quarter ending December 2017	997	→
Quarter ending March 2018	1,004	→
Variance since March 2017	3.2%	↑



ACTIVITY

Cumulative percentage of contracted UDA delivered 2017 & 2018



Month	Adjusted Scheduled Activity (UDA)	
	2017	2018
April	46	-53
May	309	88
June	449	319
July	684	633
August	874	633
September	1,040	890
October	1,040	1,143
November	1,176	1,328
December	1,581	1,475
January	1,803	1,804
February	2,031	2,001
March	2,296	2,279
April	2,439	
May	2,425	
June	2,425	

QUALITY

	Quantity	Base Number	Contract	AT	Region	England
% of FP17s for the same patient ID Re-attending within 3 months - Children	25	591	4.2%	10.5%	11.5%	11.9%
% of FP17s for the same patient ID Re-attending within 3 months - Adults	92	863	10.7%	16.1%	16.8%	16.0%
% of FP17s for the same patient ID Re-attending between 3 & 9 months - Children	370	591	62.6%	43.4%	47.7%	58.3%
% of FP17s for the same patient ID Re-attending between 3 & 9 months - Adults	512	863	59.3%	35.8%	38.2%	50.3%
% of FP17s for Band 1 Urgent Courses	46	1,386	3.3%	10.9%	10.6%	9.1%
% of FP17s Relating to Free Repair or Replacements	1	1,386	0.1%	0.5%	0.6%	0.8%
% of FP17s Relating to Continuations	4	1,386	0.3%	0.7%	0.8%	1.0%
% of Patients satisfied with the dentistry they have received	1	1	N/A	89.7%	89.3%	91.5%
% of Patients satisfied with the time they had to wait for an appointment	1	1	N/A	82.7%	84.4%	87.9%

* This is based on patients treated on this contract for their most recent course of treatment. Figures in italics indicate the base number of FP17s or Patient Questionnaire responses are less than 100. N/A is shown where the base number of responses is less than 10 during the period. % is calculated as Quantity/Base number*100

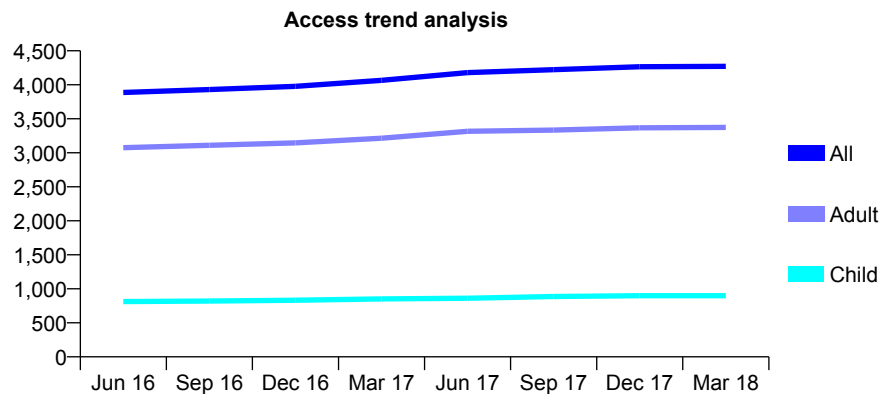
Q61 - Vital Signs At a Glance Contract Report for 794821/0001 - March 2018

Name or company name	Devalia, Devalia Partnership
Contract type name	GDS Contract
Purpose of contract	General
Contract start date	01/04/2006
Contract end date	

17/18 Contracted general activity (UDA)	11,819
Carry forward general activity (UDA)	-118
17/18 Contracted orthodontic activity (UOA)	0
Carry forward orthodontic activity (UOA)	0
Baseline contract value	£350,556.02

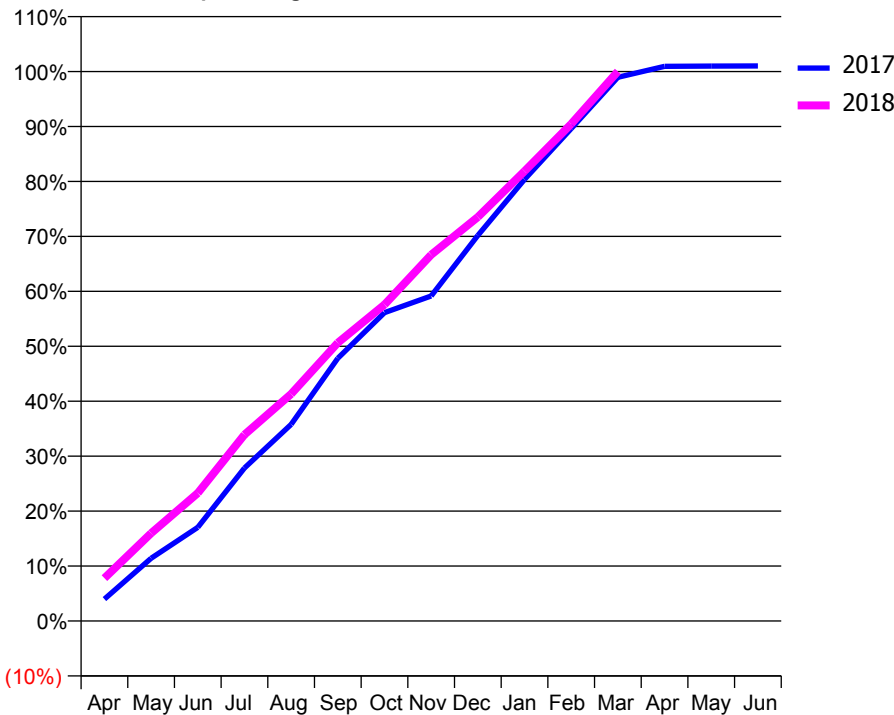
ACCESS*

Patients seen in 24 months	Total	Change since previous quarter
Quarter ending March 2017	4,065	
Quarter ending June 2017	4,179	↑
Quarter ending September 2017	4,222	→
Quarter ending December 2017	4,266	→
Quarter ending March 2018	4,272	→
Variance since March 2017	5.1%	↑



ACTIVITY

Cumulative percentage of contracted UDA delivered 2017 & 2018



Month	Adjusted Scheduled Activity (UDA)	
	2017	2018
April	471	923
May	1,351	1,890
June	2,014	2,751
July	3,290	4,008
August	4,230	4,882
September	5,652	5,986
October	6,634	6,805
November	6,992	7,878
December	8,294	8,688
January	9,497	9,676
February	10,592	10,691
March	11,695	11,822
April	11,929	
May	11,936	
June	11,937	

QUALITY

	Quantity	Base Number	Contract	AT	Region	England
% of FP17s for the same patient ID Re-attending within 3 months - Children	130	1,352	9.6%	10.5%	11.5%	11.9%
% of FP17s for the same patient ID Re-attending within 3 months - Adults	1,094	5,074	21.6%	16.1%	16.8%	16.0%
% of FP17s for the same patient ID Re-attending between 3 & 9 months - Children	771	1,352	57.0%	43.4%	47.7%	58.3%
% of FP17s for the same patient ID Re-attending between 3 & 9 months - Adults	2,434	5,074	48.0%	35.8%	38.2%	50.3%
% of FP17s for Band 1 Urgent Courses	1,043	6,300	16.6%	10.9%	10.6%	9.1%
% of FP17s Relating to Free Repair or Replacements	96	6,300	1.5%	0.5%	0.6%	0.8%
% of FP17s Relating to Continuations	60	6,300	1.0%	0.7%	0.8%	1.0%
% of Patients satisfied with the dentistry they have received	6	6	N/A	89.7%	89.3%	91.5%
% of Patients satisfied with the time they had to wait for an appointment	6	6	N/A	82.7%	84.4%	87.9%

* This is based on patients treated on this contract for their most recent course of treatment. Figures in italics indicate the base number of FP17s or Patient Questionnaire responses are less than 100. N/A is shown where the base number of responses is less than 10 during the period. % is calculated as Quantity/Base number*100

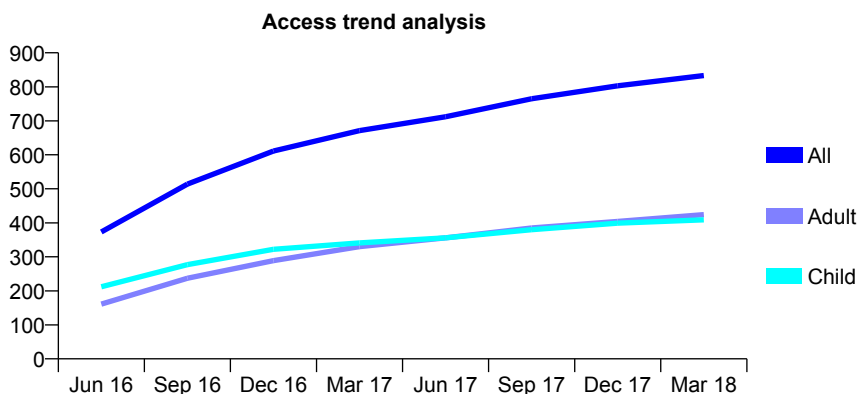
Q61 - Vital Signs At a Glance Contract Report for 805424/0001 - March 2018

Name or company name	MR RS SHETH
Contract type name	GDS Contract
Purpose of contract	General
Contract start date	01/01/2016
Contract end date	

17/18 Contracted general activity (UDA)	1,995
Carry forward general activity (UDA)	0
17/18 Contracted orthodontic activity (UOA)	0
Carry forward orthodontic activity (UOA)	0
Baseline contract value	£45,914.08

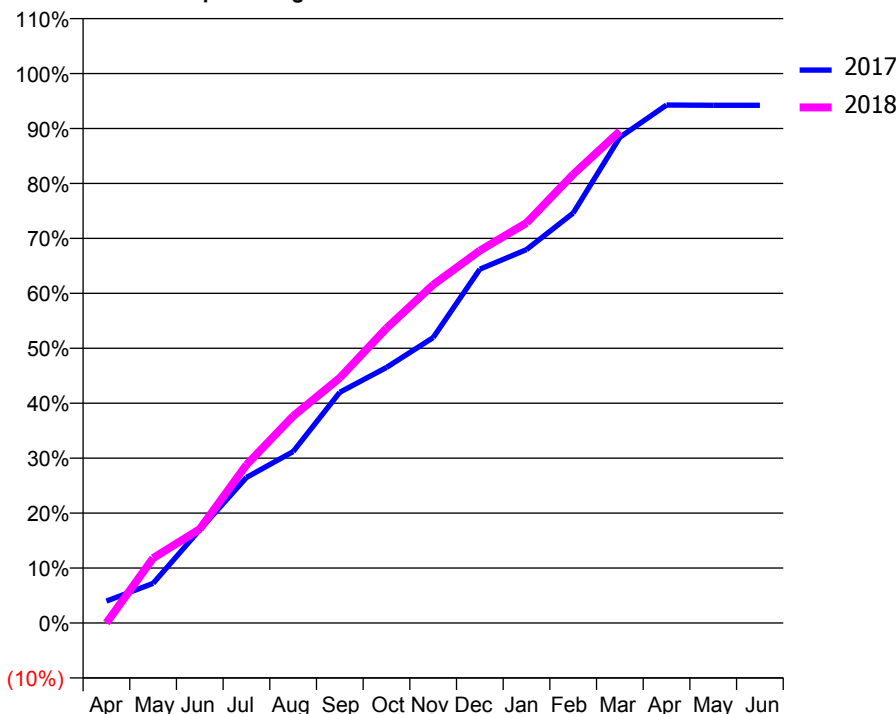
ACCESS*

Patients seen in 24 months	Total	Change since previous quarter
Quarter ending March 2017	671	
Quarter ending June 2017	712	↑
Quarter ending September 2017	765	↑
Quarter ending December 2017	803	↑
Quarter ending March 2018	833	↑
Variance since March 2017	24.1%	↑



ACTIVITY

Cumulative percentage of contracted UDA delivered 2017 & 2018



Month	Adjusted Scheduled Activity (UDA)	
	2017	2018
April	79	0
May	144	235
June	339	341
July	528	574
August	622	751
September	838	890
October	928	1,070
November	1,036	1,228
December	1,285	1,352
January	1,356	1,452
February	1,489	1,629
March	1,764	1,786
April	1,881	
May	1,880	
June	1,880	

QUALITY

	Quantity	Base Number	Contract	AT	Region	England
% of FP17s for the same patient ID Re-attending within 3 months - Children	36	642	5.6%	10.5%	11.5%	11.9%
% of FP17s for the same patient ID Re-attending within 3 months - Adults	69	522	13.2%	16.1%	16.8%	16.0%
% of FP17s for the same patient ID Re-attending between 3 & 9 months - Children	424	642	66.0%	43.4%	47.7%	58.3%
% of FP17s for the same patient ID Re-attending between 3 & 9 months - Adults	291	522	55.7%	35.8%	38.2%	50.3%
% of FP17s for Band 1 Urgent Courses	68	1,115	6.1%	10.9%	10.6%	9.1%
% of FP17s Relating to Free Repair or Replacements	5	1,115	0.4%	0.5%	0.6%	0.8%
% of FP17s Relating to Continuations	6	1,115	0.5%	0.7%	0.8%	1.0%
% of Patients satisfied with the dentistry they have received	0	0	N/A	89.7%	89.3%	91.5%
% of Patients satisfied with the time they had to wait for an appointment	0	0	N/A	82.7%	84.4%	87.9%

* This is based on patients treated on this contract for their most recent course of treatment. Figures in italics indicate the base number of FP17s or Patient Questionnaire responses are less than 100. N/A is shown where the base number of responses is less than 10 during the period. % is calculated as Quantity/Base number*100

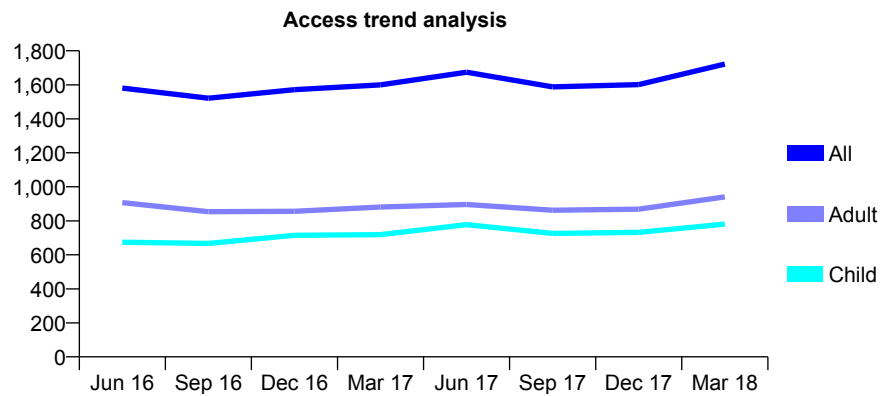
Q61 - Vital Signs At a Glance Contract Report for 808369/0001 - March 2018

Name or company name	MR JR SROTYR
Contract type name	GDS Contract
Purpose of contract	General
Contract start date	01/04/2006
Contract end date	

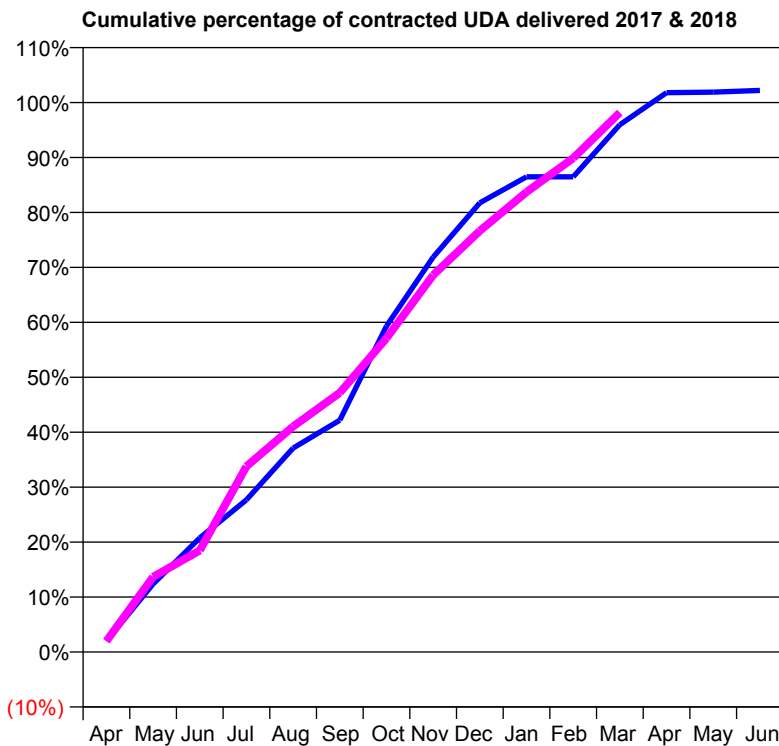
17/18 Contracted general activity (UDA)	4,757
Carry forward general activity (UDA)	-95
17/18 Contracted orthodontic activity (UOA)	0
Carry forward orthodontic activity (UOA)	0
Baseline contract value	£156,150.57

ACCESS*

Patients seen in 24 months	Total	Change since previous quarter
Quarter ending March 2017	1,600	
Quarter ending June 2017	1,674	↑
Quarter ending September 2017	1,588	↓
Quarter ending December 2017	1,601	→
Quarter ending March 2018	1,722	↑
Variance since March 2017	7.6%	↑



ACTIVITY



Month	Adjusted Scheduled Activity (UDA)	
	2017	2018
April	95	95
May	590	651
June	987	879
July	1,318	1,608
August	1,766	1,952
September	2,007	2,244
October	2,822	2,716
November	3,419	3,263
December	3,889	3,646
January	4,114	3,982
February	4,114	4,276
March	4,565	4,670
April	4,843	
May	4,847	
June	4,862	

QUALITY

	Quantity	Base Number	Contract	AT	Region	England
% of FP17s for the same patient ID Re-attending within 3 months - Children	32	714	4.5%	10.5%	11.5%	11.9%
% of FP17s for the same patient ID Re-attending within 3 months - Adults	168	973	17.3%	16.1%	16.8%	16.0%
% of FP17s for the same patient ID Re-attending between 3 & 9 months - Children	104	714	14.6%	43.4%	47.7%	58.3%
% of FP17s for the same patient ID Re-attending between 3 & 9 months - Adults	153	973	15.7%	35.8%	38.2%	50.3%
% of FP17s for Band 1 Urgent Courses	228	1,401	16.3%	10.9%	10.6%	9.1%
% of FP17s Relating to Free Repair or Replacements	0	1,401	0.0%	0.5%	0.6%	0.8%
% of FP17s Relating to Continuations	0	1,401	0.0%	0.7%	0.8%	1.0%
% of Patients satisfied with the dentistry they have received	0	0	N/A	89.7%	89.3%	91.5%
% of Patients satisfied with the time they had to wait for an appointment	0	0	N/A	82.7%	84.4%	87.9%

* This is based on patients treated on this contract for their most recent course of treatment. Figures in italics indicate the base number of FP17s or Patient Questionnaire responses are less than 100. N/A is shown where the base number of responses is less than 10 during the period. % is calculated as Quantity/Base number*100

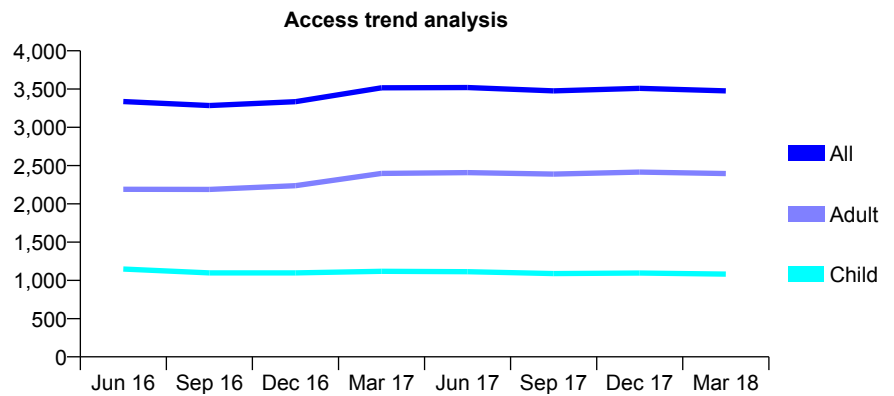
Q61 - Vital Signs At a Glance Contract Report for 809543/0002 - March 2018

Name or company name	MR SV PATEL
Contract type name	GDS Contract
Purpose of contract	General
Contract start date	14/05/2007
Contract end date	

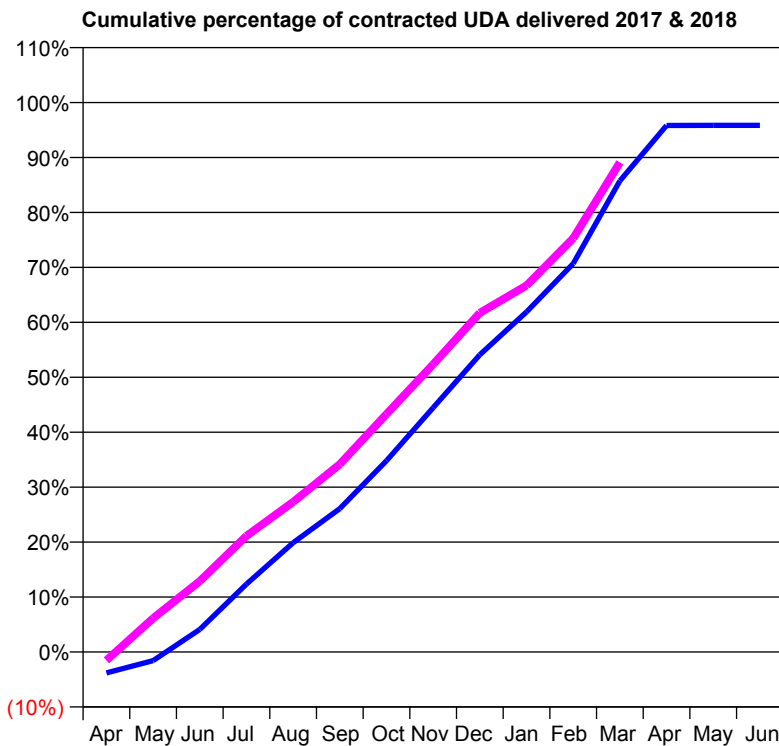
17/18 Contracted general activity (UDA)	13,086
Carry forward general activity (UDA)	545
17/18 Contracted orthodontic activity (UOA)	0
Carry forward orthodontic activity (UOA)	0
Baseline contract value	£340,048.23

ACCESS*

Patients seen in 24 months	Total	Change since previous quarter
Quarter ending March 2017	3,516	
Quarter ending June 2017	3,520	→
Quarter ending September 2017	3,477	↓
Quarter ending December 2017	3,510	→
Quarter ending March 2018	3,477	→
Variance since March 2017	(1.1%)	↓



ACTIVITY



Month	Adjusted Scheduled Activity (UDA)	
	2017	2018
April	-501	-200
May	-207	804
June	538	1,687
July	1,619	2,764
August	2,603	3,575
September	3,414	4,471
October	4,555	5,666
November	5,819	6,851
December	7,081	8,078
January	8,101	8,730
February	9,249	9,852
March	11,221	11,658
April	12,538	
May	12,541	
June	12,541	

QUALITY

	Quantity	Base Number	Contract	AT	Region	England
% of FP17s for the same patient ID Re-attending within 3 months - Children	97	1,420	6.8%	10.5%	11.5%	11.9%
% of FP17s for the same patient ID Re-attending within 3 months - Adults	512	3,051	16.8%	16.1%	16.8%	16.0%
% of FP17s for the same patient ID Re-attending between 3 & 9 months - Children	746	1,420	52.5%	43.4%	47.7%	58.3%
% of FP17s for the same patient ID Re-attending between 3 & 9 months - Adults	1,437	3,051	47.1%	35.8%	38.2%	50.3%
% of FP17s for Band 1 Urgent Courses	197	4,190	4.7%	10.9%	10.6%	9.1%
% of FP17s Relating to Free Repair or Replacements	0	4,190	0.0%	0.5%	0.6%	0.8%
% of FP17s Relating to Continuations	149	4,190	3.6%	0.7%	0.8%	1.0%
% of Patients satisfied with the dentistry they have received	3	4	N/A	89.7%	89.3%	91.5%
% of Patients satisfied with the time they had to wait for an appointment	4	4	N/A	82.7%	84.4%	87.9%

* This is based on patients treated on this contract for their most recent course of treatment. Figures in italics indicate the base number of FP17s or Patient Questionnaire responses are less than 100. N/A is shown where the base number of responses is less than 10 during the period. % is calculated as Quantity/Base number*100

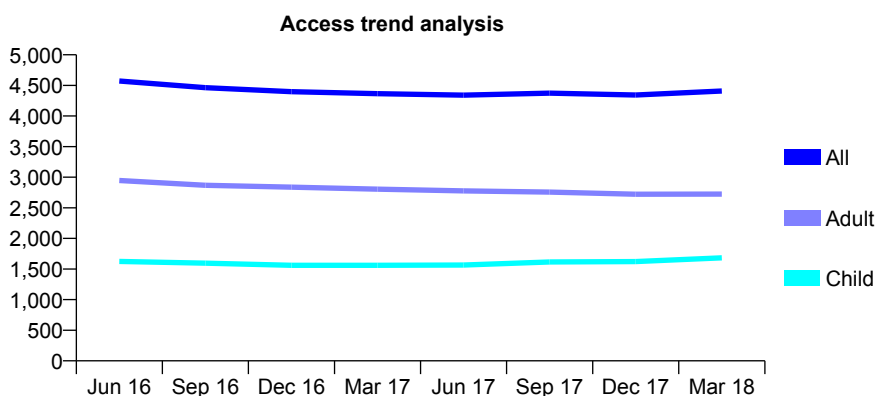
Q61 - Vital Signs At a Glance Contract Report for 812994/0001 - March 2018

Name or company name	Mr Anoushiravan Pashmi
Contract type name	GDS Contract
Purpose of contract	General
Contract start date	01/04/2006
Contract end date	

17/18 Contracted general activity (UDA)	11,039
Carry forward general activity (UDA)	106
17/18 Contracted orthodontic activity (UOA)	0
Carry forward orthodontic activity (UOA)	0
Baseline contract value	£340,365.59

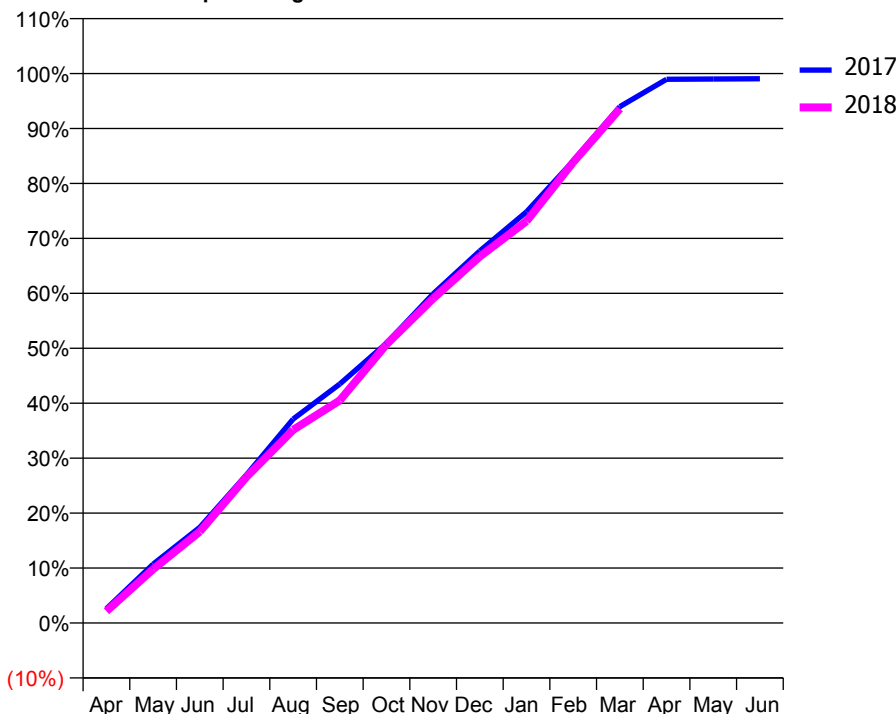
ACCESS*

Patients seen in 24 months	Total	Change since previous quarter
Quarter ending March 2017	4,365	
Quarter ending June 2017	4,342	→
Quarter ending September 2017	4,373	→
Quarter ending December 2017	4,344	→
Quarter ending March 2018	4,408	→
Variance since March 2017	1.0%	→



ACTIVITY

Cumulative percentage of contracted UDA delivered 2017 & 2018



Month	Adjusted Scheduled Activity (UDA)	
	2017	2018
April	287	236
May	1,181	1,082
June	1,922	1,836
July	2,978	2,934
August	4,096	3,880
September	4,801	4,472
October	5,620	5,597
November	6,613	6,519
December	7,475	7,363
January	8,261	8,073
February	9,280	9,257
March	10,374	10,330
April	10,924	
May	10,930	
June	10,933	

QUALITY

	Quantity	Base Number	Contract	AT	Region	England
% of FP17s for the same patient ID Re-attending within 3 months - Children	110	2,422	4.5%	10.5%	11.5%	11.9%
% of FP17s for the same patient ID Re-attending within 3 months - Adults	251	3,162	7.9%	16.1%	16.8%	16.0%
% of FP17s for the same patient ID Re-attending between 3 & 9 months - Children	1,513	2,422	62.5%	43.4%	47.7%	58.3%
% of FP17s for the same patient ID Re-attending between 3 & 9 months - Adults	1,722	3,162	54.5%	35.8%	38.2%	50.3%
% of FP17s for Band 1 Urgent Courses	157	5,339	2.9%	10.9%	10.6%	9.1%
% of FP17s Relating to Free Repair or Replacements	23	5,339	0.4%	0.5%	0.6%	0.8%
% of FP17s Relating to Continuations	8	5,339	0.1%	0.7%	0.8%	1.0%
% of Patients satisfied with the dentistry they have received	1	1	N/A	89.7%	89.3%	91.5%
% of Patients satisfied with the time they had to wait for an appointment	1	1	N/A	82.7%	84.4%	87.9%

* This is based on patients treated on this contract for their most recent course of treatment. Figures in italics indicate the base number of FP17s or Patient Questionnaire responses are less than 100. N/A is shown where the base number of responses is less than 10 during the period. % is calculated as Quantity/Base number*100

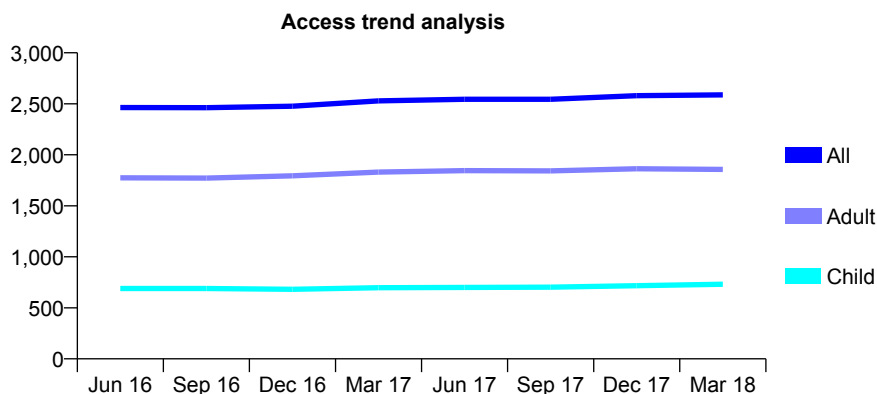
Q61 - Vital Signs At a Glance Contract Report for 815144/0001 - March 2018

Name or company name	MR A MARCUS
Contract type name	GDS Contract
Purpose of contract	General
Contract start date	01/04/2006
Contract end date	

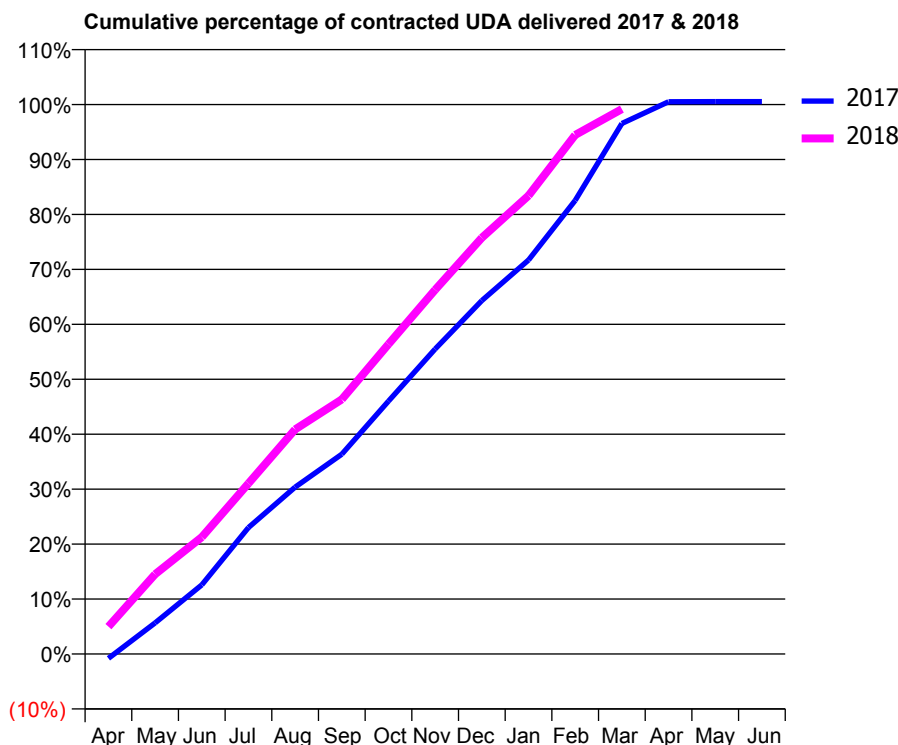
17/18 Contracted general activity (UDA)	5,705
Carry forward general activity (UDA)	-30
17/18 Contracted orthodontic activity (UOA)	0
Carry forward orthodontic activity (UOA)	0
Baseline contract value	£140,895.36

ACCESS*

Patients seen in 24 months	Total	Change since previous quarter
Quarter ending March 2017	2,529	
Quarter ending June 2017	2,545	→
Quarter ending September 2017	2,545	→
Quarter ending December 2017	2,580	→
Quarter ending March 2018	2,588	→
Variance since March 2017	2.3%	↑



ACTIVITY



Month	Adjusted Scheduled Activity (UDA)	
	2017	2018
April	-47	284
May	324	829
June	718	1,213
July	1,313	1,771
August	1,733	2,333
September	2,075	2,643
October	2,626	3,217
November	3,167	3,782
December	3,669	4,322
January	4,091	4,759
February	4,709	5,389
March	5,508	5,657
April	5,734	
May	5,735	
June	5,735	

QUALITY

	Quantity	Base Number	Contract	AT	Region	England
% of FP17s for the same patient ID Re-attending within 3 months - Children	56	914	6.1%	10.5%	11.5%	11.9%
% of FP17s for the same patient ID Re-attending within 3 months - Adults	223	2,073	10.8%	16.1%	16.8%	16.0%
% of FP17s for the same patient ID Re-attending between 3 & 9 months - Children	483	914	52.8%	43.4%	47.7%	58.3%
% of FP17s for the same patient ID Re-attending between 3 & 9 months - Adults	997	2,073	48.1%	35.8%	38.2%	50.3%
% of FP17s for Band 1 Urgent Courses	219	2,879	7.6%	10.9%	10.6%	9.1%
% of FP17s Relating to Free Repair or Replacements	0	2,879	0.0%	0.5%	0.6%	0.8%
% of FP17s Relating to Continuations	30	2,879	1.0%	0.7%	0.8%	1.0%
% of Patients satisfied with the dentistry they have received	4	4	N/A	89.7%	89.3%	91.5%
% of Patients satisfied with the time they had to wait for an appointment	4	4	N/A	82.7%	84.4%	87.9%

* This is based on patients treated on this contract for their most recent course of treatment. Figures in italics indicate the base number of FP17s or Patient Questionnaire responses are less than 100. N/A is shown where the base number of responses is less than 10 during the period. % is calculated as Quantity/Base number*100

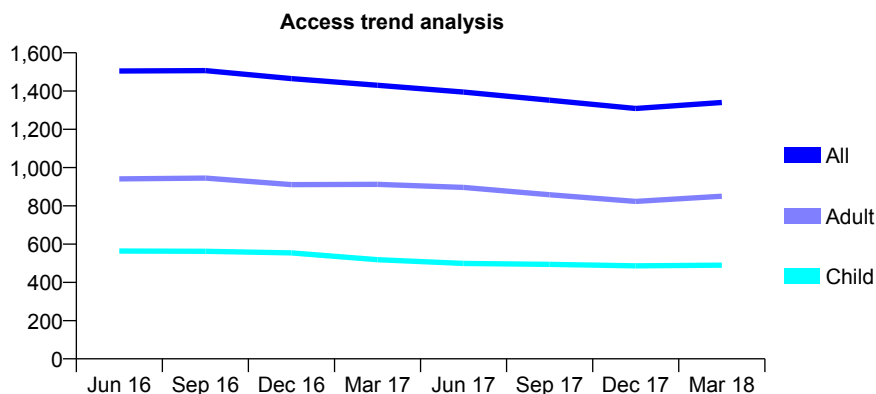
Q61 - Vital Signs At a Glance Contract Report for 820075/0001 - March 2018

Name or company name	MR CP BALCOMBE
Contract type name	GDS Contract
Purpose of contract	General
Contract start date	01/04/2006
Contract end date	

17/18 Contracted general activity (UDA)	2,759
Carry forward general activity (UDA)	-45
17/18 Contracted orthodontic activity (UOA)	0
Carry forward orthodontic activity (UOA)	0
Baseline contract value	£68,375.39

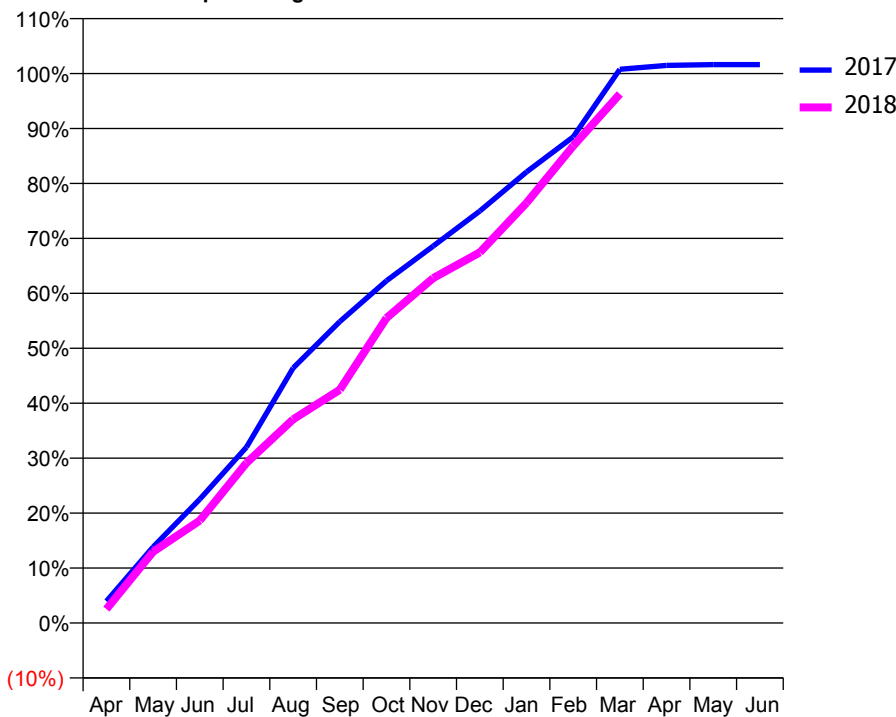
ACCESS*

Patients seen in 24 months	Total	Change since previous quarter
Quarter ending March 2017	1,430	
Quarter ending June 2017	1,395	↓
Quarter ending September 2017	1,352	↓
Quarter ending December 2017	1,309	↓
Quarter ending March 2018	1,340	↑
Variance since March 2017	(6.3%)	↓



ACTIVITY

Cumulative percentage of contracted UDA delivered 2017 & 2018



Month	Adjusted Scheduled Activity (UDA)	
	2017	2018
April	110	70
May	382	358
June	622	515
July	883	804
August	1,280	1,022
September	1,513	1,171
October	1,718	1,532
November	1,892	1,732
December	2,069	1,861
January	2,265	2,109
February	2,441	2,395
March	2,780	2,657
April	2,800	
May	2,804	
June	2,804	

QUALITY

	Quantity	Base Number	Contract	AT	Region	England
% of FP17s for the same patient ID Re-attending within 3 months - Children	37	609	6.1%	10.5%	11.5%	11.9%
% of FP17s for the same patient ID Re-attending within 3 months - Adults	100	857	11.7%	16.1%	16.8%	16.0%
% of FP17s for the same patient ID Re-attending between 3 & 9 months - Children	237	609	38.9%	43.4%	47.7%	58.3%
% of FP17s for the same patient ID Re-attending between 3 & 9 months - Adults	264	857	30.8%	35.8%	38.2%	50.3%
% of FP17s for Band 1 Urgent Courses	164	1,451	11.3%	10.9%	10.6%	9.1%
% of FP17s Relating to Free Repair or Replacements	10	1,451	0.7%	0.5%	0.6%	0.8%
% of FP17s Relating to Continuations	1	1,451	0.1%	0.7%	0.8%	1.0%
% of Patients satisfied with the dentistry they have received	1	1	N/A	89.7%	89.3%	91.5%
% of Patients satisfied with the time they had to wait for an appointment	1	1	N/A	82.7%	84.4%	87.9%

* This is based on patients treated on this contract for their most recent course of treatment. Figures in italics indicate the base number of FP17s or Patient Questionnaire responses are less than 100. N/A is shown where the base number of responses is less than 10 during the period. % is calculated as Quantity/Base number*100

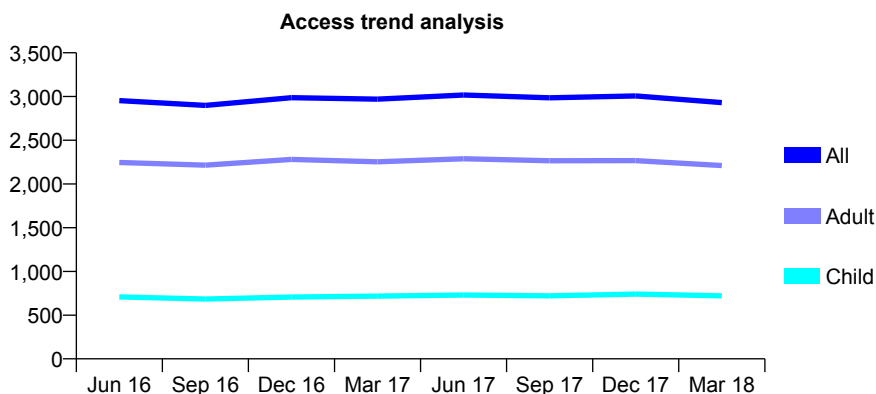
Q61 - Vital Signs At a Glance Contract Report for 824127/0001 - March 2018

Name or company name	MR AM HATHI
Contract type name	GDS Contract
Purpose of contract	General
Contract start date	01/04/2006
Contract end date	

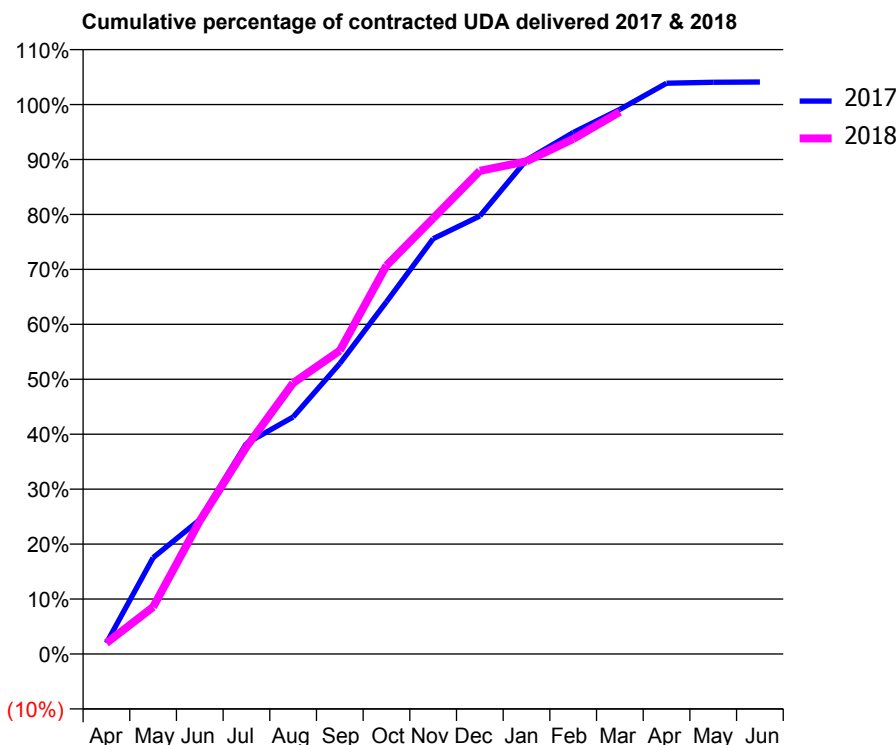
17/18 Contracted general activity (UDA)	7,590
Carry forward general activity (UDA)	-152
17/18 Contracted orthodontic activity (UOA)	0
Carry forward orthodontic activity (UOA)	0
Baseline contract value	£221,335.69

ACCESS*

Patients seen in 24 months	Total	Change since previous quarter
Quarter ending March 2017	2,970	
Quarter ending June 2017	3,018	→
Quarter ending September 2017	2,985	↓
Quarter ending December 2017	3,007	→
Quarter ending March 2018	2,930	↓
Variance since March 2017	(1.3%)	↓



ACTIVITY



Month	Adjusted Scheduled Activity (UDA)	
	2017	2018
April	152	152
May	1,332	649
June	1,855	1,839
July	2,908	2,862
August	3,274	3,743
September	4,012	4,191
October	4,866	5,366
November	5,737	6,019
December	6,050	6,673
January	6,823	6,805
February	7,202	7,114
March	7,523	7,488
April	7,884	
May	7,898	
June	7,901	

QUALITY

	Quantity	Base Number	Contract	AT	Region	England
% of FP17s for the same patient ID Re-attending within 3 months - Children	57	812	7.0%	10.5%	11.5%	11.9%
% of FP17s for the same patient ID Re-attending within 3 months - Adults	371	2,485	14.9%	16.1%	16.8%	16.0%
% of FP17s for the same patient ID Re-attending between 3 & 9 months - Children	272	812	33.5%	43.4%	47.7%	58.3%
% of FP17s for the same patient ID Re-attending between 3 & 9 months - Adults	839	2,485	33.8%	35.8%	38.2%	50.3%
% of FP17s for Band 1 Urgent Courses	240	3,059	7.8%	10.9%	10.6%	9.1%
% of FP17s Relating to Free Repair or Replacements	10	3,059	0.3%	0.5%	0.6%	0.8%
% of FP17s Relating to Continuations	42	3,059	1.4%	0.7%	0.8%	1.0%
% of Patients satisfied with the dentistry they have received	2	2	N/A	89.7%	89.3%	91.5%
% of Patients satisfied with the time they had to wait for an appointment	2	2	N/A	82.7%	84.4%	87.9%

* This is based on patients treated on this contract for their most recent course of treatment. Figures in italics indicate the base number of FP17s or Patient Questionnaire responses are less than 100. N/A is shown where the base number of responses is less than 10 during the period. % is calculated as Quantity/Base number*100

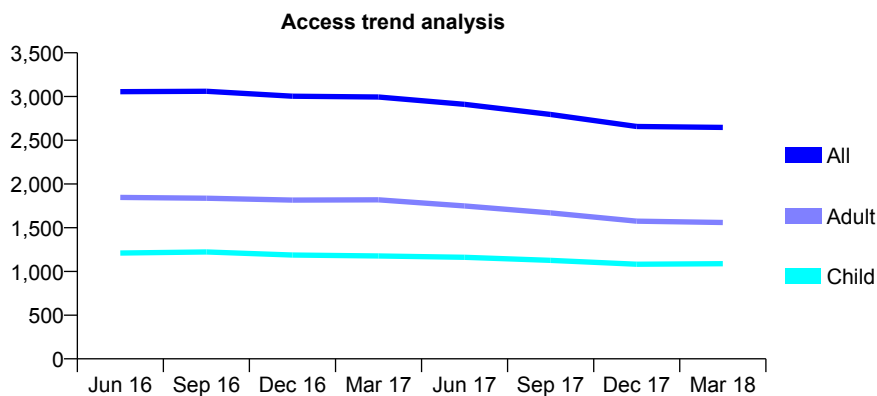
Q61 - Vital Signs At a Glance Contract Report for 824259/0001 - March 2018

Name or company name	MR RF PRAIS
Contract type name	GDS Contract
Purpose of contract	General
Contract start date	01/04/2006
Contract end date	

17/18 Contracted general activity (UDA)	6,711
Carry forward general activity (UDA)	-38
17/18 Contracted orthodontic activity (UOA)	0
Carry forward orthodontic activity (UOA)	0
Baseline contract value	£212,253.62

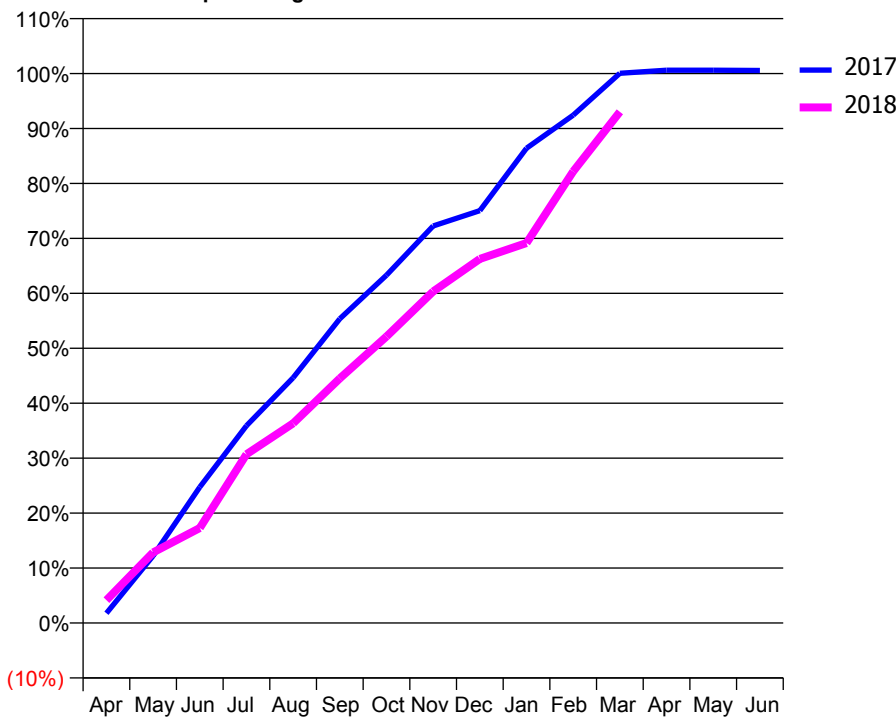
ACCESS*

Patients seen in 24 months	Total	Change since previous quarter
Quarter ending March 2017	2,995	
Quarter ending June 2017	2,910	↓
Quarter ending September 2017	2,795	↓
Quarter ending December 2017	2,657	↓
Quarter ending March 2018	2,647	→
Variance since March 2017	(11.6%)	↓



ACTIVITY

Cumulative percentage of contracted UDA delivered 2017 & 2018



Month	Adjusted Scheduled Activity (UDA)	
	2017	2018
April	119	279
May	820	862
June	1,660	1,160
July	2,409	2,060
August	2,995	2,439
September	3,716	2,988
October	4,248	3,499
November	4,849	4,049
December	5,037	4,446
January	5,799	4,640
February	6,203	5,516
March	6,713	6,243
April	6,751	
May	6,751	
June	6,749	

QUALITY

	Quantity	Base Number	Contract	AT	Region	England
% of FP17s for the same patient ID Re-attending within 3 months - Children	111	1,556	7.1%	10.5%	11.5%	11.9%
% of FP17s for the same patient ID Re-attending within 3 months - Adults	215	1,744	12.3%	16.1%	16.8%	16.0%
% of FP17s for the same patient ID Re-attending between 3 & 9 months - Children	980	1,556	63.0%	43.4%	47.7%	58.3%
% of FP17s for the same patient ID Re-attending between 3 & 9 months - Adults	900	1,744	51.6%	35.8%	38.2%	50.3%
% of FP17s for Band 1 Urgent Courses	179	3,277	5.5%	10.9%	10.6%	9.1%
% of FP17s Relating to Free Repair or Replacements	12	3,277	0.4%	0.5%	0.6%	0.8%
% of FP17s Relating to Continuations	6	3,277	0.2%	0.7%	0.8%	1.0%
% of Patients satisfied with the dentistry they have received	0	0	N/A	89.7%	89.3%	91.5%
% of Patients satisfied with the time they had to wait for an appointment	0	0	N/A	82.7%	84.4%	87.9%

* This is based on patients treated on this contract for their most recent course of treatment. Figures in italics indicate the base number of FP17s or Patient Questionnaire responses are less than 100. N/A is shown where the base number of responses is less than 10 during the period. % is calculated as Quantity/Base number*100

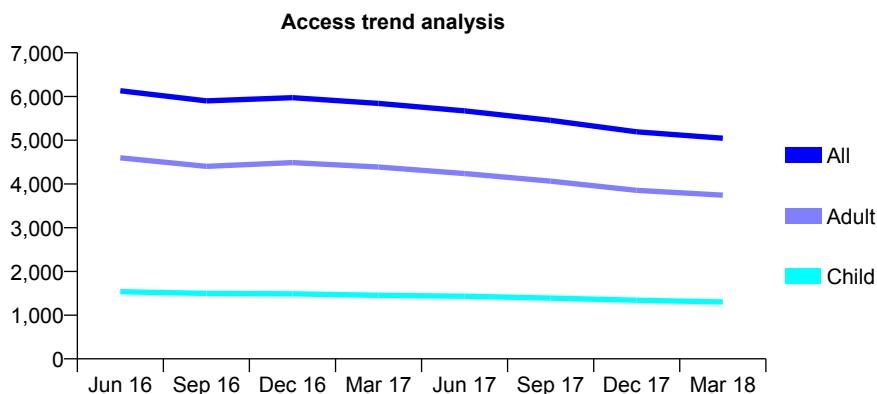
Q61 - Vital Signs At a Glance Contract Report for 825247/0001 - March 2018

Name or company name	MR JE DINEEN
Contract type name	GDS Contract
Purpose of contract	General
Contract start date	01/04/2006
Contract end date	

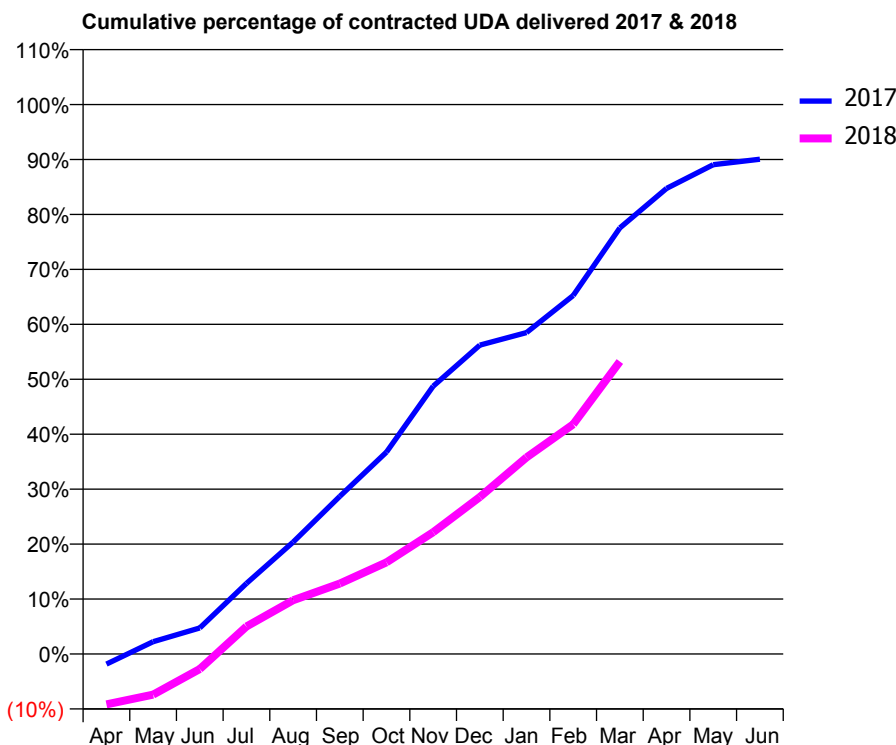
17/18 Contracted general activity (UDA)	21,166
Carry forward general activity (UDA)	2,108
17/18 Contracted orthodontic activity (UOA)	0
Carry forward orthodontic activity (UOA)	0
Baseline contract value	£725,681.51

ACCESS*

Patients seen in 24 months	Total	Change since previous quarter
Quarter ending March 2017	5,842	
Quarter ending June 2017	5,671	↓
Quarter ending September 2017	5,454	↓
Quarter ending December 2017	5,194	↓
Quarter ending March 2018	5,046	↓
Variance since March 2017	(13.6%)	↓



ACTIVITY



Month	Adjusted Scheduled Activity (UDA)	
	2017	2018
April	-394	-1,946
May	475	-1,568
June	1,006	-582
July	2,720	1,059
August	4,313	2,074
September	6,075	2,714
October	7,778	3,529
November	10,317	4,694
December	11,896	6,046
January	12,380	7,575
February	13,807	8,846
March	16,414	11,267
April	17,934	
May	18,846	
June	19,058	

QUALITY

	Quantity	Base Number	Contract	AT	Region	England
% of FP17s for the same patient ID Re-attending within 3 months - Children	49	1,129	4.3%	10.5%	11.5%	11.9%
% of FP17s for the same patient ID Re-attending within 3 months - Adults	378	3,195	11.8%	16.1%	16.8%	16.0%
% of FP17s for the same patient ID Re-attending between 3 & 9 months - Children	275	1,129	24.4%	43.4%	47.7%	58.3%
% of FP17s for the same patient ID Re-attending between 3 & 9 months - Adults	788	3,195	24.7%	35.8%	38.2%	50.3%
% of FP17s for Band 1 Urgent Courses	138	3,784	3.6%	10.9%	10.6%	9.1%
% of FP17s Relating to Free Repair or Replacements	1	3,784	0.0%	0.5%	0.6%	0.8%
% of FP17s Relating to Continuations	1	3,784	0.0%	0.7%	0.8%	1.0%
% of Patients satisfied with the dentistry they have received	1	1	N/A	89.7%	89.3%	91.5%
% of Patients satisfied with the time they had to wait for an appointment	1	1	N/A	82.7%	84.4%	87.9%

* This is based on patients treated on this contract for their most recent course of treatment. Figures in italics indicate the base number of FP17s or Patient Questionnaire responses are less than 100. N/A is shown where the base number of responses is less than 10 during the period. % is calculated as Quantity/Base number*100

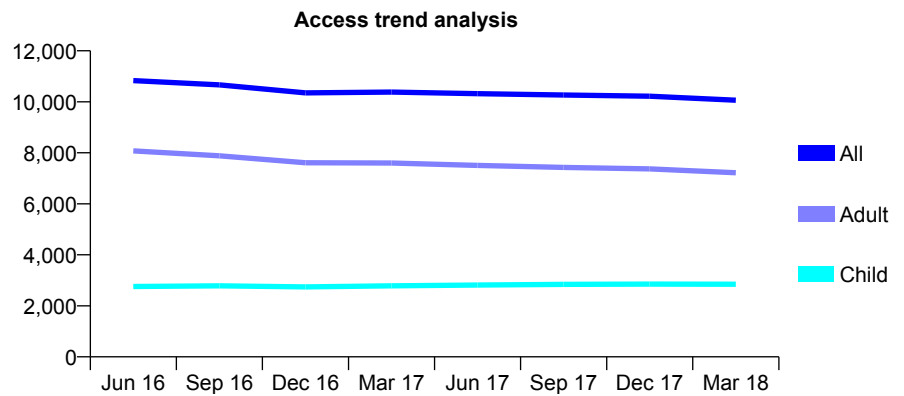
Q61 - Vital Signs At a Glance Contract Report for 825948/0001 - March 2018

Name or company name	MR JK KOTECHA
Contract type name	GDS Contract
Purpose of contract	General
Contract start date	01/04/2006
Contract end date	

17/18 Contracted general activity (UDA)	32,638
Carry forward general activity (UDA)	-642
17/18 Contracted orthodontic activity (UOA)	0
Carry forward orthodontic activity (UOA)	0
Baseline contract value	£1,021,605.94

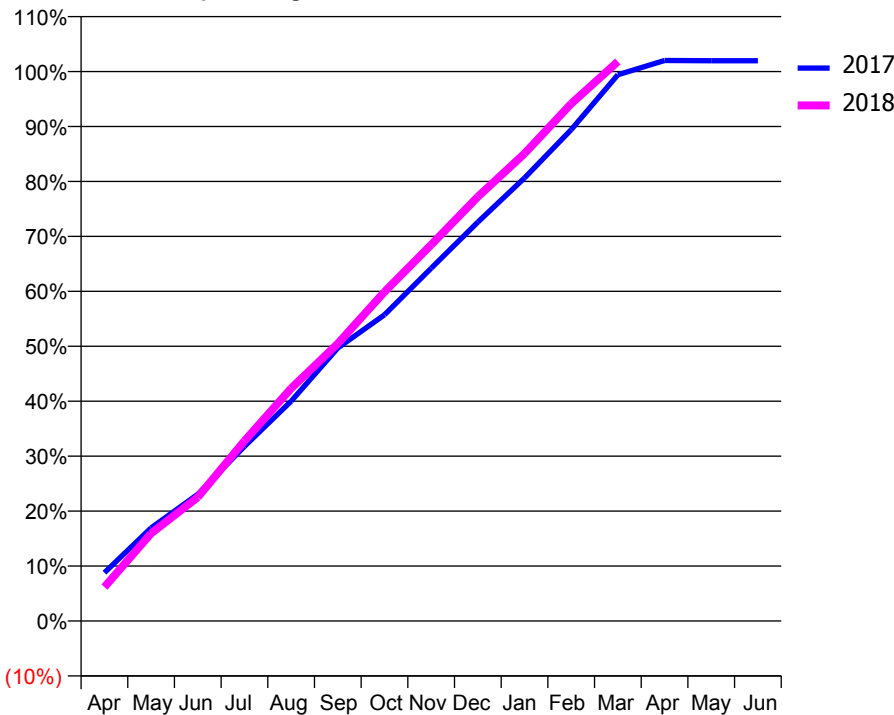
ACCESS*

Patients seen in 24 months	Total	Change since previous quarter
Quarter ending March 2017	10,382	
Quarter ending June 2017	10,318	→
Quarter ending September 2017	10,269	→
Quarter ending December 2017	10,219	→
Quarter ending March 2018	10,062	↓
Variance since March 2017	(3.1%)	↓



ACTIVITY

Cumulative percentage of contracted UDA delivered 2017 & 2018



Month	Adjusted Scheduled Activity (UDA)	
	2017	2018
April	2,872	2,012
May	5,536	5,208
June	7,526	7,357
July	10,370	10,695
August	13,056	13,813
September	16,213	16,481
October	18,192	19,550
November	20,953	22,347
December	23,691	25,200
January	26,315	27,768
February	29,184	30,730
March	32,446	33,229
April	33,291	
May	33,277	
June	33,280	

QUALITY

	Quantity	Base Number	Contract	AT	Region	England
% of FP17s for the same patient ID Re-attending within 3 months - Children	252	3,572	7.1%	10.5%	11.5%	11.9%
% of FP17s for the same patient ID Re-attending within 3 months - Adults	768	8,010	9.6%	16.1%	16.8%	16.0%
% of FP17s for the same patient ID Re-attending between 3 & 9 months - Children	1,582	3,572	44.3%	43.4%	47.7%	58.3%
% of FP17s for the same patient ID Re-attending between 3 & 9 months - Adults	3,354	8,010	41.9%	35.8%	38.2%	50.3%
% of FP17s for Band 1 Urgent Courses	515	11,304	4.6%	10.9%	10.6%	9.1%
% of FP17s Relating to Free Repair or Replacements	36	11,304	0.3%	0.5%	0.6%	0.8%
% of FP17s Relating to Continuations	16	11,304	0.1%	0.7%	0.8%	1.0%
% of Patients satisfied with the dentistry they have received	9	9	N/A	89.7%	89.3%	91.5%
% of Patients satisfied with the time they had to wait for an appointment	5	9	N/A	82.7%	84.4%	87.9%

* This is based on patients treated on this contract for their most recent course of treatment. Figures in italics indicate the base number of FP17s or Patient Questionnaire responses are less than 100. N/A is shown where the base number of responses is less than 10 during the period. % is calculated as Quantity/Base number*100

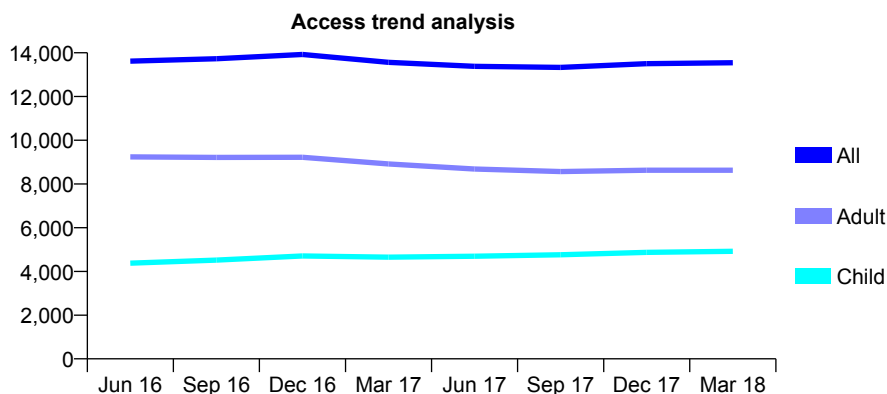
Q61 - Vital Signs At a Glance Contract Report for 825948/0002 - March 2018

Name or company name	MR JK KOTECHA
Contract type name	GDS Contract
Purpose of contract	General
Contract start date	01/04/2006
Contract end date	

17/18 Contracted general activity (UDA)	36,854
Carry forward general activity (UDA)	-737
17/18 Contracted orthodontic activity (UOA)	0
Carry forward orthodontic activity (UOA)	0
Baseline contract value	£1,059,340.96

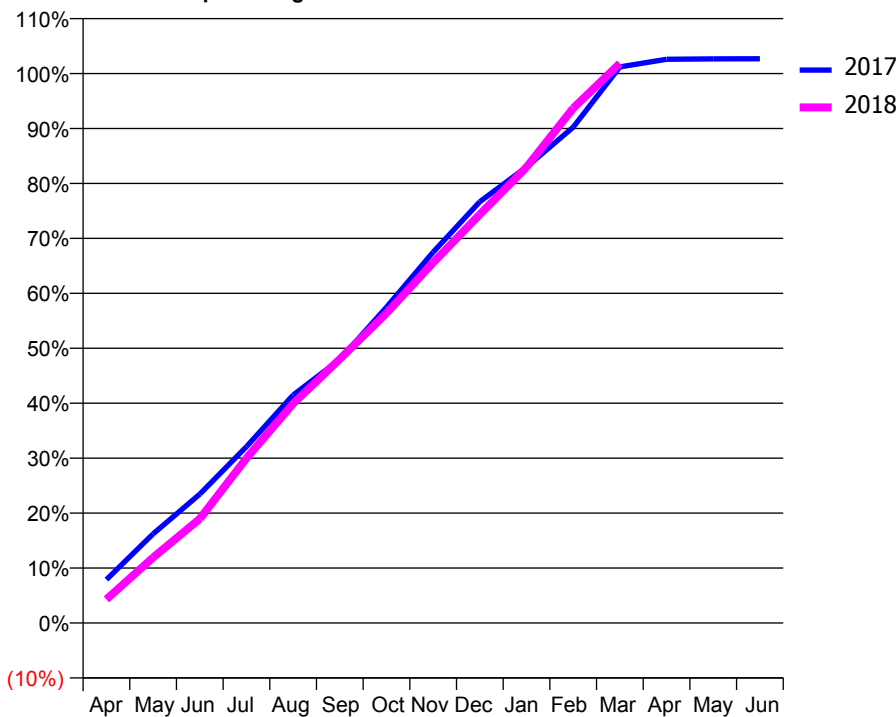
ACCESS*

Patients seen in 24 months	Total	Change since previous quarter
Quarter ending March 2017	13,565	
Quarter ending June 2017	13,382	↓
Quarter ending September 2017	13,330	→
Quarter ending December 2017	13,500	→
Quarter ending March 2018	13,547	→
Variance since March 2017	(0.1%)	→



ACTIVITY

Cumulative percentage of contracted UDA delivered 2017 & 2018



Month	Adjusted Scheduled Activity (UDA)	
	2017	2018
April	2,910	1,591
May	5,975	4,393
June	8,640	6,986
July	11,827	11,054
August	15,288	14,713
September	17,673	17,701
October	21,183	20,779
November	24,875	24,166
December	28,254	27,403
January	30,579	30,575
February	33,259	34,526
March	37,297	37,528
April	37,808	
May	37,839	
June	37,842	

QUALITY

	Quantity	Base Number	Contract	AT	Region	England
% of FP17s for the same patient ID Re-attending within 3 months - Children	403	5,772	7.0%	10.5%	11.5%	11.9%
% of FP17s for the same patient ID Re-attending within 3 months - Adults	1,044	9,134	11.4%	16.1%	16.8%	16.0%
% of FP17s for the same patient ID Re-attending between 3 & 9 months - Children	2,479	5,772	42.9%	43.4%	47.7%	58.3%
% of FP17s for the same patient ID Re-attending between 3 & 9 months - Adults	3,592	9,134	39.3%	35.8%	38.2%	50.3%
% of FP17s for Band 1 Urgent Courses	811	14,716	5.5%	10.9%	10.6%	9.1%
% of FP17s Relating to Free Repair or Replacements	52	14,716	0.4%	0.5%	0.6%	0.8%
% of FP17s Relating to Continuations	49	14,716	0.3%	0.7%	0.8%	1.0%
% of Patients satisfied with the dentistry they have received	6	6	N/A	89.7%	89.3%	91.5%
% of Patients satisfied with the time they had to wait for an appointment	6	6	N/A	82.7%	84.4%	87.9%

* This is based on patients treated on this contract for their most recent course of treatment. Figures in italics indicate the base number of FP17s or Patient Questionnaire responses are less than 100. N/A is shown where the base number of responses is less than 10 during the period. % is calculated as Quantity/Base number*100

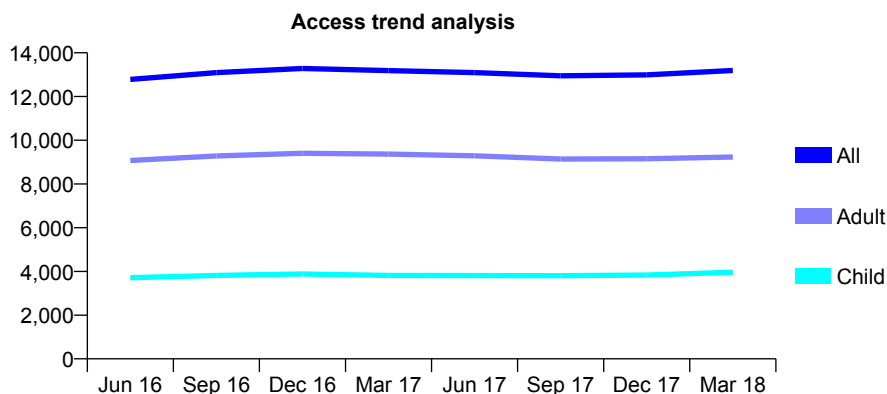
Q61 - Vital Signs At a Glance Contract Report for 825948/0003 - March 2018

Name or company name	MR JK KOTECHA
Contract type name	GDS Contract
Purpose of contract	General
Contract start date	01/04/2006
Contract end date	

17/18 Contracted general activity (UDA)	37,108
Carry forward general activity (UDA)	-678
17/18 Contracted orthodontic activity (UOA)	0
Carry forward orthodontic activity (UOA)	0
Baseline contract value	£1,150,387.24

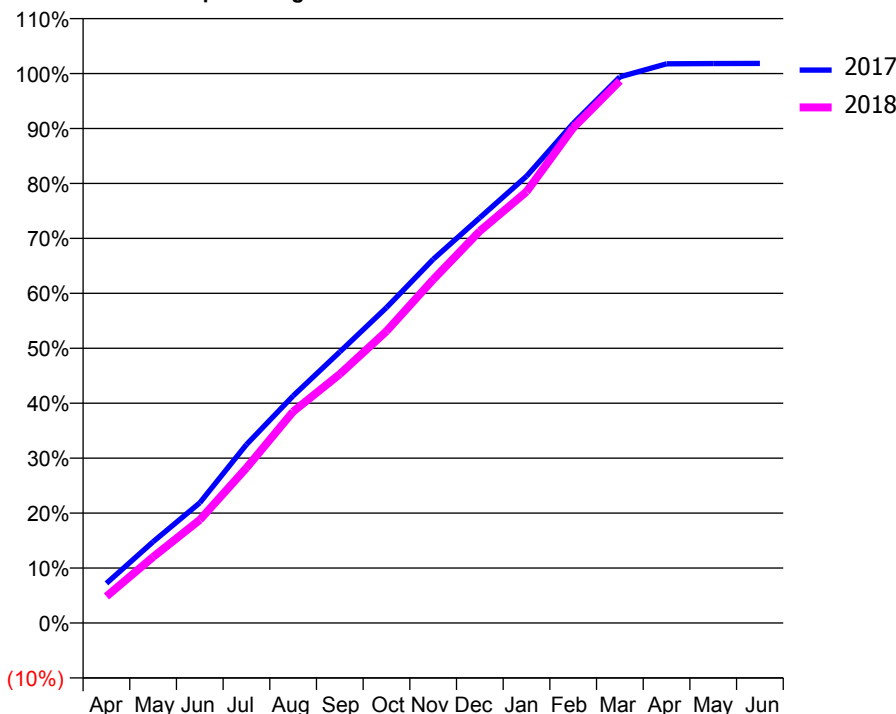
ACCESS*

Patients seen in 24 months	Total	Change since previous quarter
Quarter ending March 2017	13,183	
Quarter ending June 2017	13,094	→
Quarter ending September 2017	12,949	↓
Quarter ending December 2017	12,990	→
Quarter ending March 2018	13,193	→
Variance since March 2017	0.1%	→



ACTIVITY

Cumulative percentage of contracted UDA delivered 2017 & 2018



Month	Adjusted Scheduled Activity (UDA)	
	2017	2018
April	2,683	1,798
May	5,485	4,465
June	8,119	6,967
July	12,050	10,482
August	15,343	14,275
September	18,313	16,805
October	21,301	19,707
November	24,564	23,196
December	27,373	26,471
January	30,173	29,126
February	33,737	33,444
March	36,881	36,612
April	37,766	
May	37,785	
June	37,786	

QUALITY

	Quantity	Base Number	Contract	AT	Region	England
% of FP17s for the same patient ID Re-attending within 3 months - Children	245	4,556	5.4%	10.5%	11.5%	11.9%
% of FP17s for the same patient ID Re-attending within 3 months - Adults	1,221	9,388	13.0%	16.1%	16.8%	16.0%
% of FP17s for the same patient ID Re-attending between 3 & 9 months - Children	1,948	4,556	42.8%	43.4%	47.7%	58.3%
% of FP17s for the same patient ID Re-attending between 3 & 9 months - Adults	3,164	9,388	33.7%	35.8%	38.2%	50.3%
% of FP17s for Band 1 Urgent Courses	1,354	13,691	9.9%	10.9%	10.6%	9.1%
% of FP17s Relating to Free Repair or Replacements	82	13,691	0.6%	0.5%	0.6%	0.8%
% of FP17s Relating to Continuations	63	13,691	0.5%	0.7%	0.8%	1.0%
% of Patients satisfied with the dentistry they have received	5	6	N/A	89.7%	89.3%	91.5%
% of Patients satisfied with the time they had to wait for an appointment	4	6	N/A	82.7%	84.4%	87.9%

* This is based on patients treated on this contract for their most recent course of treatment. Figures in italics indicate the base number of FP17s or Patient Questionnaire responses are less than 100. N/A is shown where the base number of responses is less than 10 during the period. % is calculated as Quantity/Base number*100

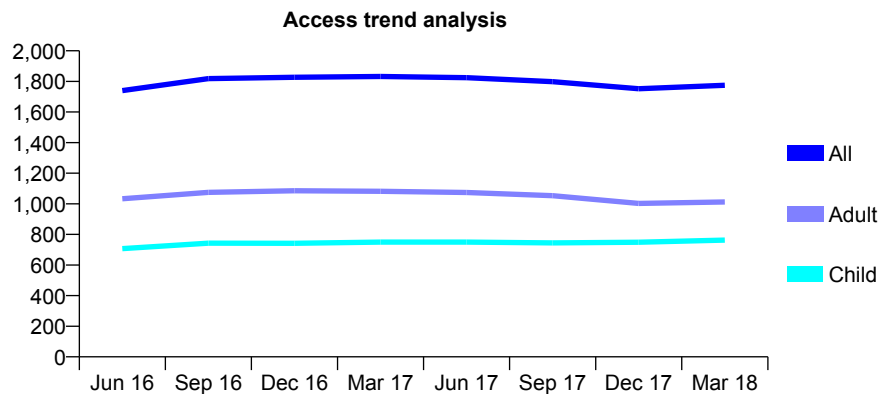
Q61 - Vital Signs At a Glance Contract Report for 828211/0001 - March 2018

Name or company name	MR J PRASHAR
Contract type name	GDS Contract
Purpose of contract	General
Contract start date	01/04/2006
Contract end date	

17/18 Contracted general activity (UDA)	3,968
Carry forward general activity (UDA)	-79
17/18 Contracted orthodontic activity (UOA)	0
Carry forward orthodontic activity (UOA)	0
Baseline contract value	£108,483.45

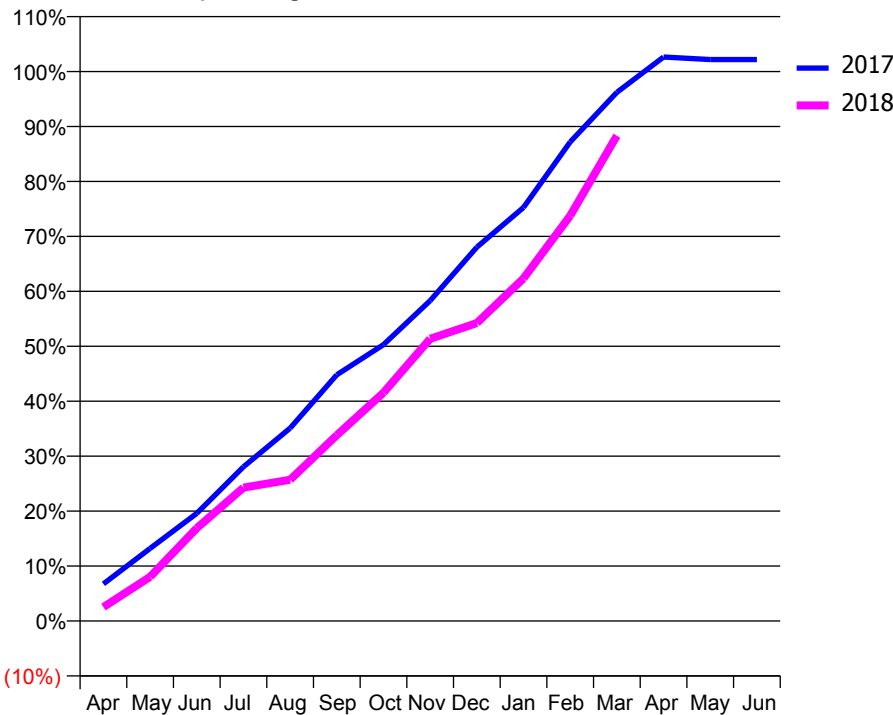
ACCESS*

Patients seen in 24 months	Total	Change since previous quarter
Quarter ending March 2017	1,832	
Quarter ending June 2017	1,824	→
Quarter ending September 2017	1,798	↓
Quarter ending December 2017	1,752	↓
Quarter ending March 2018	1,775	→
Variance since March 2017	(3.1%)	↓



ACTIVITY

Cumulative percentage of contracted UDA delivered 2017 & 2018



Month	Adjusted Scheduled Activity (UDA)	
	2017	2018
April	269	101
May	525	319
June	777	670
July	1,114	964
August	1,393	1,020
September	1,778	1,342
October	1,996	1,649
November	2,314	2,038
December	2,699	2,151
January	2,986	2,474
February	3,459	2,927
March	3,817	3,505
April	4,072	
May	4,054	
June	4,054	

QUALITY

	Quantity	Base Number	Contract	AT	Region	England
% of FP17s for the same patient ID Re-attending within 3 months - Children	52	947	5.5%	10.5%	11.5%	11.9%
% of FP17s for the same patient ID Re-attending within 3 months - Adults	127	979	13.0%	16.1%	16.8%	16.0%
% of FP17s for the same patient ID Re-attending between 3 & 9 months - Children	435	947	45.9%	43.4%	47.7%	58.3%
% of FP17s for the same patient ID Re-attending between 3 & 9 months - Adults	305	979	31.2%	35.8%	38.2%	50.3%
% of FP17s for Band 1 Urgent Courses	118	1,808	6.5%	10.9%	10.6%	9.1%
% of FP17s Relating to Free Repair or Replacements	1	1,808	0.1%	0.5%	0.6%	0.8%
% of FP17s Relating to Continuations	8	1,808	0.4%	0.7%	0.8%	1.0%
% of Patients satisfied with the dentistry they have received	2	2	N/A	89.7%	89.3%	91.5%
% of Patients satisfied with the time they had to wait for an appointment	2	2	N/A	82.7%	84.4%	87.9%

* This is based on patients treated on this contract for their most recent course of treatment. Figures in italics indicate the base number of FP17s or Patient Questionnaire responses are less than 100. N/A is shown where the base number of responses is less than 10 during the period. % is calculated as Quantity/Base number*100

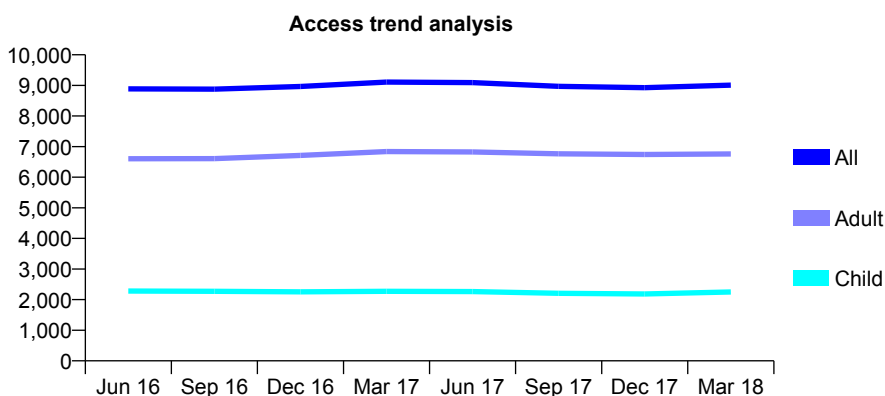
Q61 - Vital Signs At a Glance Contract Report for 828262/0001 - March 2018

Name or company name	MRS GT WARD
Contract type name	GDS Contract
Purpose of contract	General
Contract start date	01/04/2006
Contract end date	

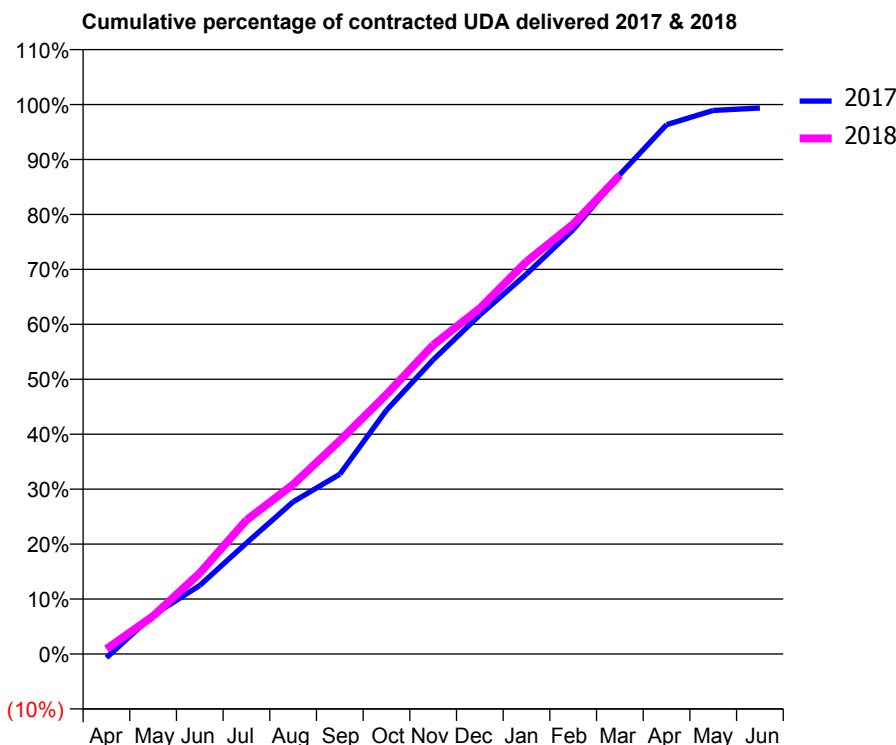
17/18 Contracted general activity (UDA)	17,513
Carry forward general activity (UDA)	112
17/18 Contracted orthodontic activity (UOA)	0
Carry forward orthodontic activity (UOA)	0
Baseline contract value	£460,416.15

ACCESS*

Patients seen in 24 months	Total	Change since previous quarter
Quarter ending March 2017	9,108	
Quarter ending June 2017	9,091	→
Quarter ending September 2017	8,971	↓
Quarter ending December 2017	8,928	→
Quarter ending March 2018	9,010	→
Variance since March 2017	(1.1%)	↓



ACTIVITY



Month	Adjusted Scheduled Activity (UDA)	
	2017	2018
April	-121	160
May	1,240	1,211
June	2,186	2,581
July	3,537	4,267
August	4,853	5,405
September	5,731	6,804
October	7,772	8,271
November	9,377	9,849
December	10,807	11,018
January	12,108	12,511
February	13,524	13,701
March	15,281	15,261
April	16,868	
May	17,325	
June	17,401	

QUALITY

	Quantity	Base Number	Contract	AT	Region	England
% of FP17s for the same patient ID Re-attending within 3 months - Children	108	2,346	4.6%	10.5%	11.5%	11.9%
% of FP17s for the same patient ID Re-attending within 3 months - Adults	1,116	6,608	16.9%	16.1%	16.8%	16.0%
% of FP17s for the same patient ID Re-attending between 3 & 9 months - Children	727	2,346	31.0%	43.4%	47.7%	58.3%
% of FP17s for the same patient ID Re-attending between 3 & 9 months - Adults	1,346	6,608	20.4%	35.8%	38.2%	50.3%
% of FP17s for Band 1 Urgent Courses	1,207	7,508	16.1%	10.9%	10.6%	9.1%
% of FP17s Relating to Free Repair or Replacements	133	7,508	1.8%	0.5%	0.6%	0.8%
% of FP17s Relating to Continuations	53	7,508	0.7%	0.7%	0.8%	1.0%
% of Patients satisfied with the dentistry they have received	13	15	86.7%	89.7%	89.3%	91.5%
% of Patients satisfied with the time they had to wait for an appointment	13	15	86.7%	82.7%	84.4%	87.9%

* This is based on patients treated on this contract for their most recent course of treatment. Figures in italics indicate the base number of FP17s or Patient Questionnaire responses are less than 100. N/A is shown where the base number of responses is less than 10 during the period. % is calculated as Quantity/Base number*100

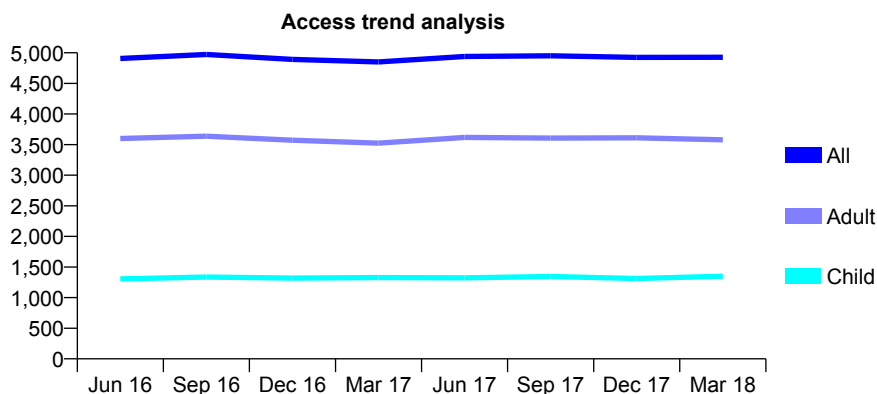
Q61 - Vital Signs At a Glance Contract Report for 828262/0002 - March 2018

Name or company name	MRS GT WARD
Contract type name	GDS Contract
Purpose of contract	General
Contract start date	20/12/2011
Contract end date	

17/18 Contracted general activity (UDA)	10,554
Carry forward general activity (UDA)	240
17/18 Contracted orthodontic activity (UOA)	0
Carry forward orthodontic activity (UOA)	0
Baseline contract value	£287,639.73

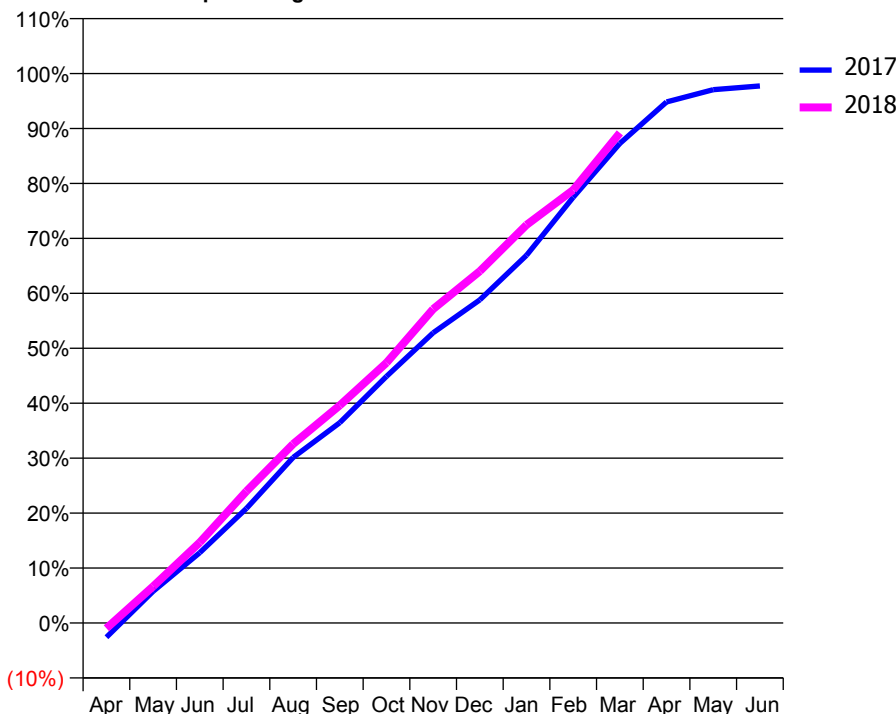
ACCESS*

Patients seen in 24 months	Total	Change since previous quarter
Quarter ending March 2017	4,851	
Quarter ending June 2017	4,940	→
Quarter ending September 2017	4,951	→
Quarter ending December 2017	4,924	→
Quarter ending March 2018	4,927	→
Variance since March 2017	1.6%	→



ACTIVITY

Cumulative percentage of contracted UDA delivered 2017 & 2018



Month	Adjusted Scheduled Activity (UDA)	
	2017	2018
April	-274	-104
May	608	702
June	1,351	1,549
July	2,202	2,532
August	3,180	3,440
September	3,848	4,181
October	4,738	4,999
November	5,575	6,030
December	6,206	6,757
January	7,061	7,647
February	8,176	8,318
March	9,210	9,413
April	10,007	
May	10,244	
June	10,314	

QUALITY

	Quantity	Base Number	Contract	AT	Region	England
% of FP17s for the same patient ID Re-attending within 3 months - Children	64	1,402	4.6%	10.5%	11.5%	11.9%
% of FP17s for the same patient ID Re-attending within 3 months - Adults	464	3,600	12.9%	16.1%	16.8%	16.0%
% of FP17s for the same patient ID Re-attending between 3 & 9 months - Children	452	1,402	32.2%	43.4%	47.7%	58.3%
% of FP17s for the same patient ID Re-attending between 3 & 9 months - Adults	757	3,600	21.0%	35.8%	38.2%	50.3%
% of FP17s for Band 1 Urgent Courses	836	4,610	18.1%	10.9%	10.6%	9.1%
% of FP17s Relating to Free Repair or Replacements	41	4,610	0.9%	0.5%	0.6%	0.8%
% of FP17s Relating to Continuations	11	4,610	0.2%	0.7%	0.8%	1.0%
% of Patients satisfied with the dentistry they have received	7	7	N/A	89.7%	89.3%	91.5%
% of Patients satisfied with the time they had to wait for an appointment	4	7	N/A	82.7%	84.4%	87.9%

* This is based on patients treated on this contract for their most recent course of treatment. Figures in italics indicate the base number of FP17s or Patient Questionnaire responses are less than 100. N/A is shown where the base number of responses is less than 10 during the period. % is calculated as Quantity/Base number*100

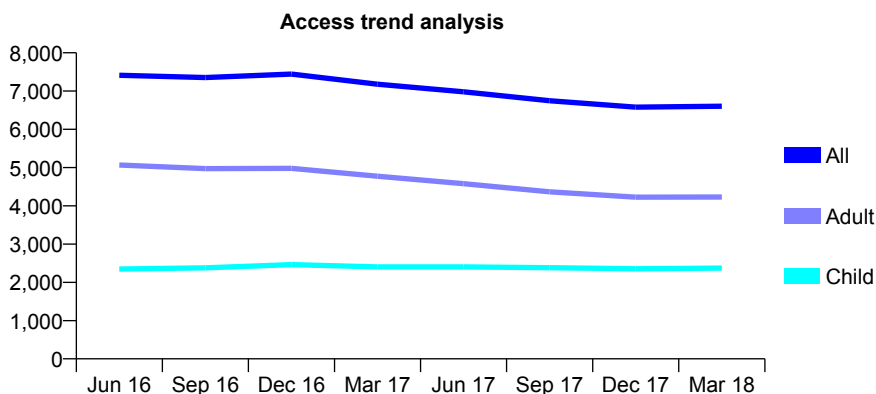
Q61 - Vital Signs At a Glance Contract Report for 829285/0001 - March 2018

Name or company name	MRS CO ADELOYE
Contract type name	Pilot Contract
Purpose of contract	General
Contract start date	01/04/2006
Contract end date	

17/18 Contracted general activity (UDA)	22,618
Carry forward general activity (UDA)	0
17/18 Contracted orthodontic activity (UOA)	0
Carry forward orthodontic activity (UOA)	0
Baseline contract value	£565,546.81

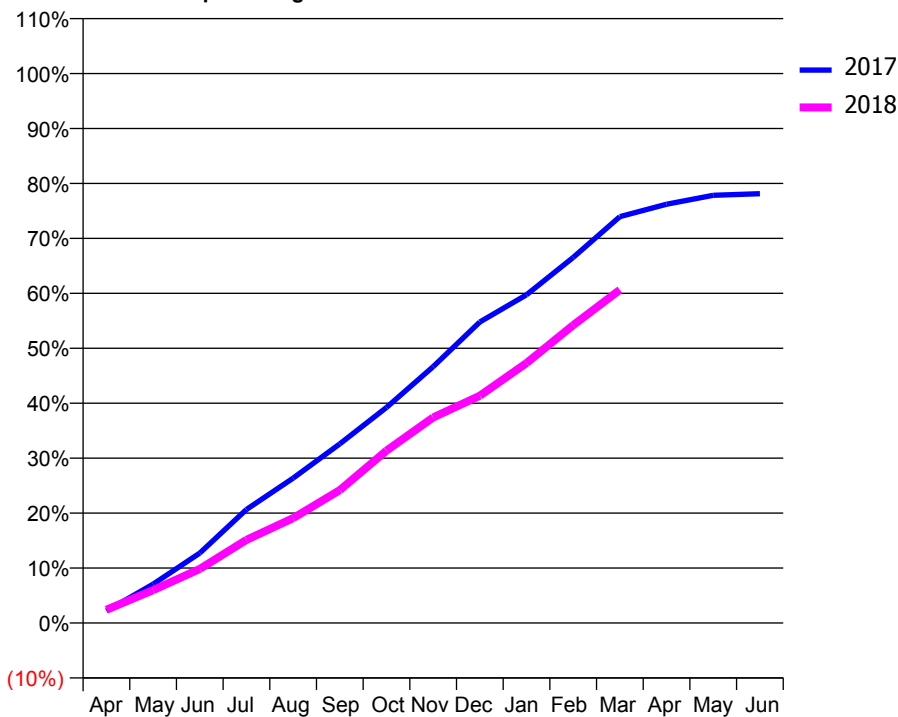
ACCESS*

Patients seen in 24 months	Total	Change since previous quarter
Quarter ending March 2017	7,180	
Quarter ending June 2017	6,981	↓
Quarter ending September 2017	6,748	↓
Quarter ending December 2017	6,581	↓
Quarter ending March 2018	6,603	→
Variance since March 2017	(8.0%)	↓



ACTIVITY

Cumulative percentage of contracted UDA delivered 2017 & 2018



Month	Adjusted Scheduled Activity (UDA)	
	2017	2018
April	499	544
May	1,602	1,352
June	2,877	2,225
July	4,676	3,425
August	5,961	4,316
September	7,374	5,470
October	8,872	7,091
November	10,554	8,460
December	12,392	9,354
January	13,512	10,701
February	15,050	12,257
March	16,727	13,713
April	17,239	
May	17,604	
June	17,673	

QUALITY

	Quantity	Base Number	Contract	AT	Region	England
% of FP17s for the same patient ID Re-attending within 3 months - Children	70	1,990	3.5%	10.5%	11.5%	11.9%
% of FP17s for the same patient ID Re-attending within 3 months - Adults	234	3,249	7.2%	16.1%	16.8%	16.0%
% of FP17s for the same patient ID Re-attending between 3 & 9 months - Children	530	1,990	26.6%	43.4%	47.7%	58.3%
% of FP17s for the same patient ID Re-attending between 3 & 9 months - Adults	744	3,249	22.9%	35.8%	38.2%	50.3%
% of FP17s for Band 1 Urgent Courses	178	4,788	3.7%	10.9%	10.6%	9.1%
% of FP17s Relating to Free Repair or Replacements	10	4,788	0.2%	0.5%	0.6%	0.8%
% of FP17s Relating to Continuations	5	4,788	0.1%	0.7%	0.8%	1.0%
% of Patients satisfied with the dentistry they have received	0	0	N/A	89.7%	89.3%	91.5%
% of Patients satisfied with the time they had to wait for an appointment	0	0	N/A	82.7%	84.4%	87.9%

* This is based on patients treated on this contract for their most recent course of treatment. Figures in italics indicate the base number of FP17s or Patient Questionnaire responses are less than 100. N/A is shown where the base number of responses is less than 10 during the period. % is calculated as Quantity/Base number*100

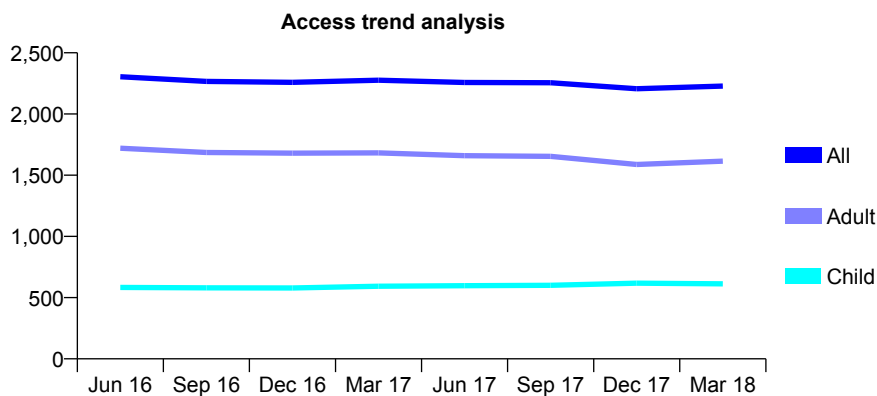
Q61 - Vital Signs At a Glance Contract Report for 831522/0001 - March 2018

Name or company name	MISS G HAKHAMANESHI
Contract type name	GDS Contract
Purpose of contract	General
Contract start date	01/04/2006
Contract end date	

17/18 Contracted general activity (UDA)	7,126
Carry forward general activity (UDA)	-23
17/18 Contracted orthodontic activity (UOA)	0
Carry forward orthodontic activity (UOA)	0
Baseline contract value	£250,413.66

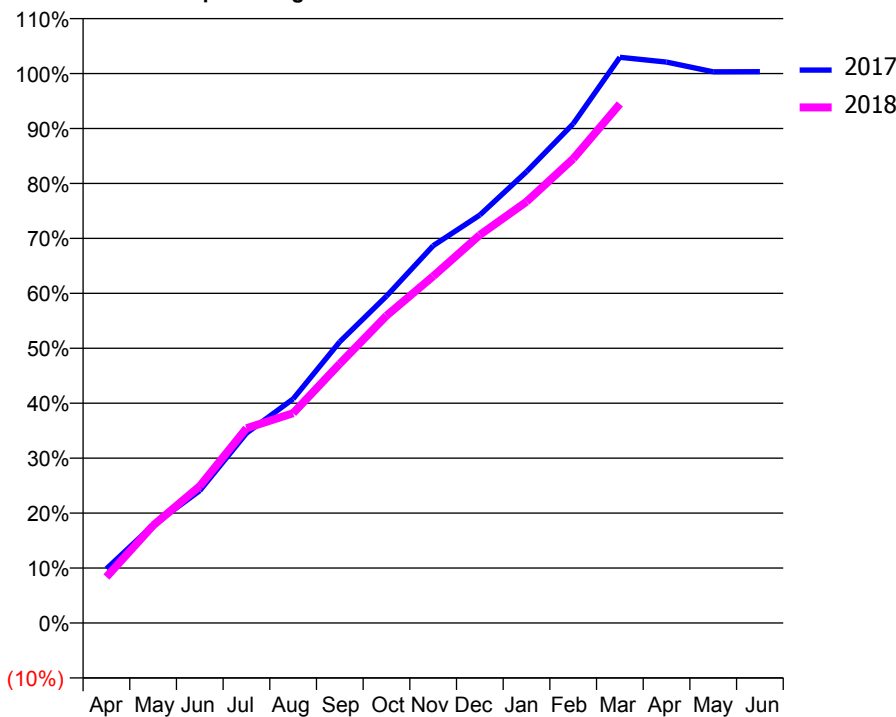
ACCESS*

Patients seen in 24 months	Total	Change since previous quarter
Quarter ending March 2017	2,276	
Quarter ending June 2017	2,258	→
Quarter ending September 2017	2,255	→
Quarter ending December 2017	2,206	↓
Quarter ending March 2018	2,228	→
Variance since March 2017	(2.1%)	↓



ACTIVITY

Cumulative percentage of contracted UDA delivered 2017 & 2018



Month	Adjusted Scheduled Activity (UDA)	
	2017	2018
April	704	597
May	1,270	1,266
June	1,716	1,775
July	2,462	2,526
August	2,905	2,720
September	3,648	3,362
October	4,239	3,986
November	4,893	4,497
December	5,291	5,033
January	5,853	5,463
February	6,473	6,020
March	7,336	6,731
April	7,274	
May	7,148	
June	7,149	

QUALITY

	Quantity	Base Number	Contract	AT	Region	England
% of FP17s for the same patient ID Re-attending within 3 months - Children	64	820	7.8%	10.5%	11.5%	11.9%
% of FP17s for the same patient ID Re-attending within 3 months - Adults	332	2,097	15.8%	16.1%	16.8%	16.0%
% of FP17s for the same patient ID Re-attending between 3 & 9 months - Children	500	820	61.0%	43.4%	47.7%	58.3%
% of FP17s for the same patient ID Re-attending between 3 & 9 months - Adults	996	2,097	47.5%	35.8%	38.2%	50.3%
% of FP17s for Band 1 Urgent Courses	200	2,915	6.9%	10.9%	10.6%	9.1%
% of FP17s Relating to Free Repair or Replacements	4	2,915	0.1%	0.5%	0.6%	0.8%
% of FP17s Relating to Continuations	33	2,915	1.1%	0.7%	0.8%	1.0%
% of Patients satisfied with the dentistry they have received	3	3	N/A	89.7%	89.3%	91.5%
% of Patients satisfied with the time they had to wait for an appointment	3	3	N/A	82.7%	84.4%	87.9%

* This is based on patients treated on this contract for their most recent course of treatment. Figures in italics indicate the base number of FP17s or Patient Questionnaire responses are less than 100. N/A is shown where the base number of responses is less than 10 during the period. % is calculated as Quantity/Base number*100

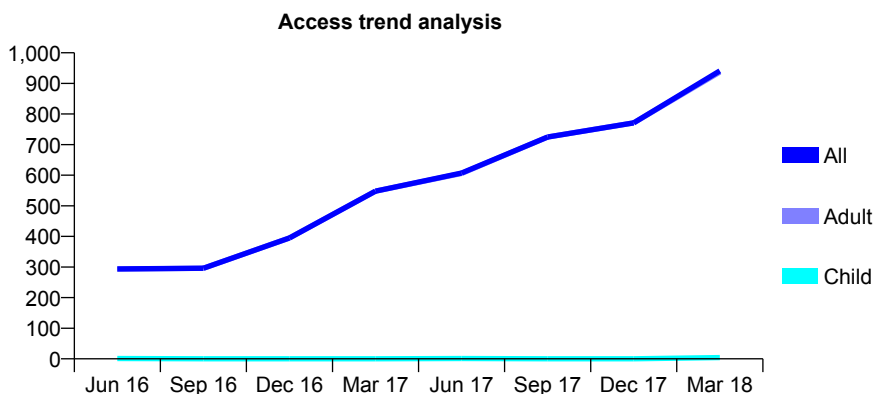
Q61 - Vital Signs At a Glance Contract Report for 832391/0002 - March 2018

Name or company name	MR M TORZ
Contract type name	PDS Contract
Purpose of contract	General
Contract start date	01/04/2006
Contract end date	31/03/2018

17/18 Contracted general activity (UDA)	2,137
Carry forward general activity (UDA)	0
17/18 Contracted orthodontic activity (UOA)	0
Carry forward orthodontic activity (UOA)	0
Baseline contract value	£110,231.21

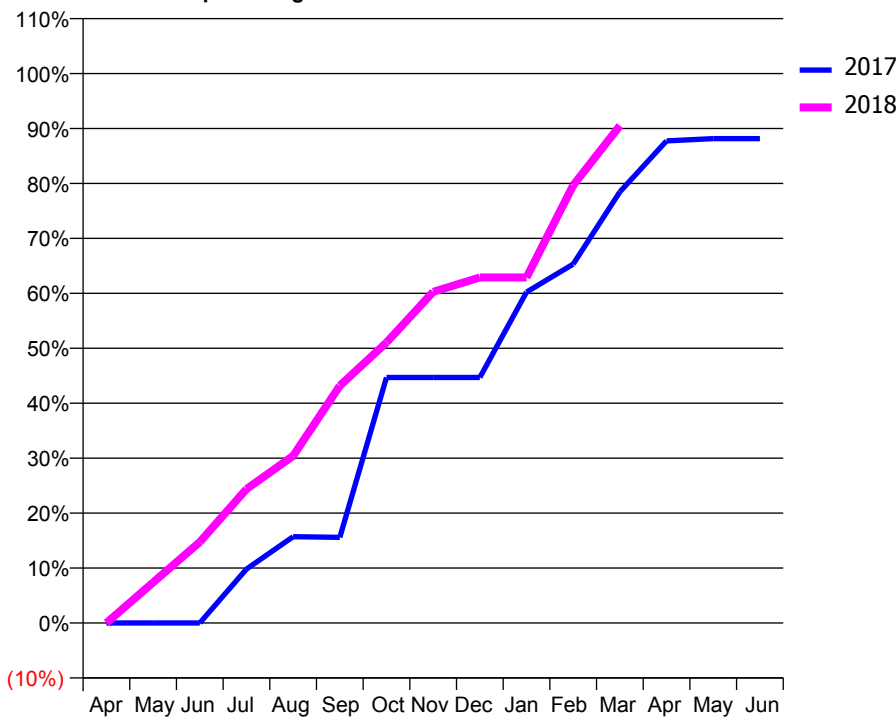
ACCESS*

Patients seen in 24 months	Total	Change since previous quarter
Quarter ending March 2017	548	
Quarter ending June 2017	607	↑
Quarter ending September 2017	725	↑
Quarter ending December 2017	771	↑
Quarter ending March 2018	941	↑
Variance since March 2017	71.7%	↑



ACTIVITY

Cumulative percentage of contracted UDA delivered 2017 & 2018



Month	Adjusted Scheduled Activity (UDA)	
	2017	2018
April	0	0
May	0	158
June	0	315
July	210	521
August	336	650
September	333	923
October	955	1,091
November	955	1,288
December	955	1,344
January	1,287	1,344
February	1,396	1,702
March	1,677	1,934
April	1,875	
May	1,884	
June	1,884	

QUALITY

	Quantity	Base Number	Contract	AT	Region	England
% of FP17s for the same patient ID Re-attending within 3 months - Children	0	5	0.0%	10.5%	11.5%	11.9%
% of FP17s for the same patient ID Re-attending within 3 months - Adults	2	818	0.2%	16.1%	16.8%	16.0%
% of FP17s for the same patient ID Re-attending between 3 & 9 months - Children	0	5	0.0%	43.4%	47.7%	58.3%
% of FP17s for the same patient ID Re-attending between 3 & 9 months - Adults	5	818	0.6%	35.8%	38.2%	50.3%
% of FP17s for Band 1 Urgent Courses	0	750	0.0%	10.9%	10.6%	9.1%
% of FP17s Relating to Free Repair or Replacements	0	750	0.0%	0.5%	0.6%	0.8%
% of FP17s Relating to Continuations	1	750	0.1%	0.7%	0.8%	1.0%
% of Patients satisfied with the dentistry they have received	0	0	N/A	89.7%	89.3%	91.5%
% of Patients satisfied with the time they had to wait for an appointment	0	0	N/A	82.7%	84.4%	87.9%

* This is based on patients treated on this contract for their most recent course of treatment. Figures in italics indicate the base number of FP17s or Patient Questionnaire responses are less than 100. N/A is shown where the base number of responses is less than 10 during the period. % is calculated as Quantity/Base number*100

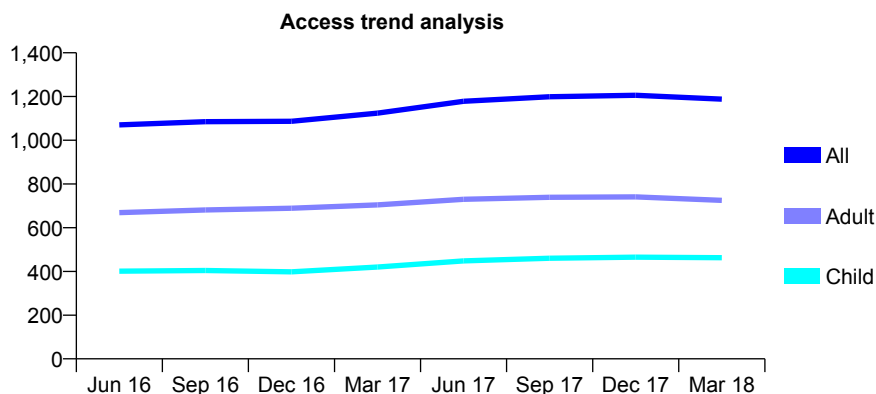
Q61 - Vital Signs At a Glance Contract Report for 839167/0001 - March 2018

Name or company name	Promenade Dental Practice
Contract type name	GDS Contract
Purpose of contract	General
Contract start date	01/04/2006
Contract end date	

17/18 Contracted general activity (UDA)	1,992
Carry forward general activity (UDA)	-40
17/18 Contracted orthodontic activity (UOA)	0
Carry forward orthodontic activity (UOA)	0
Baseline contract value	£62,432.89

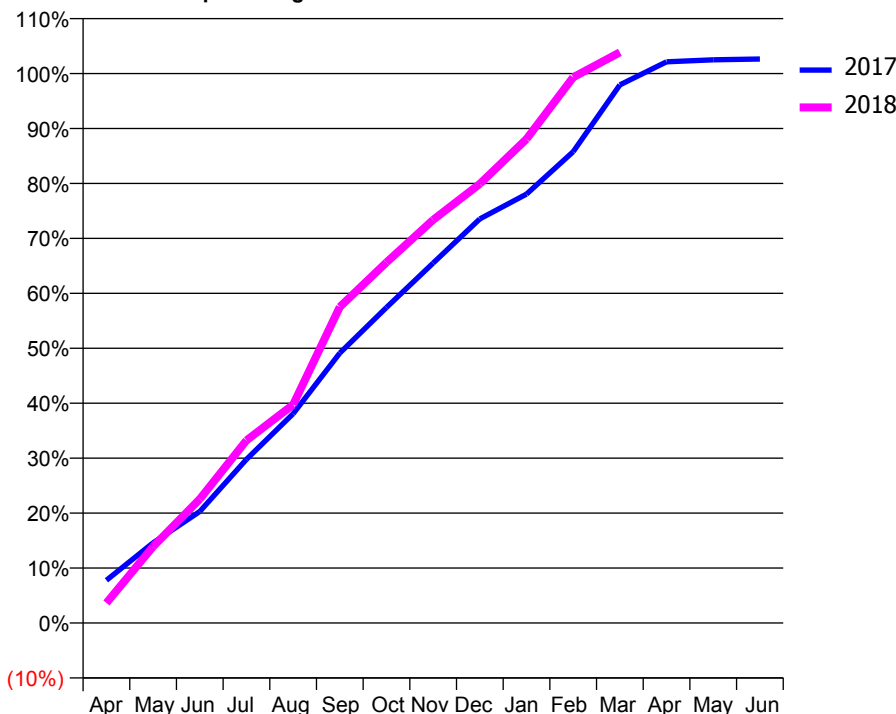
ACCESS*

Patients seen in 24 months	Total	Change since previous quarter
Quarter ending March 2017	1,124	
Quarter ending June 2017	1,178	↑
Quarter ending September 2017	1,199	→
Quarter ending December 2017	1,206	→
Quarter ending March 2018	1,188	↓
Variance since March 2017	5.7%	↑



ACTIVITY

Cumulative percentage of contracted UDA delivered 2017 & 2018



Month	Adjusted Scheduled Activity (UDA)	
	2017	2018
April	155	73
May	291	277
June	404	449
July	594	662
August	759	792
September	979	1,146
October	1,144	1,307
November	1,305	1,461
December	1,465	1,592
January	1,555	1,755
February	1,709	1,978
March	1,951	2,069
April	2,034	
May	2,041	
June	2,044	

QUALITY

	Quantity	Base Number	Contract	AT	Region	England
% of FP17s for the same patient ID Re-attending within 3 months - Children	42	605	6.9%	10.5%	11.5%	11.9%
% of FP17s for the same patient ID Re-attending within 3 months - Adults	57	755	7.5%	16.1%	16.8%	16.0%
% of FP17s for the same patient ID Re-attending between 3 & 9 months - Children	266	605	44.0%	43.4%	47.7%	58.3%
% of FP17s for the same patient ID Re-attending between 3 & 9 months - Adults	300	755	39.7%	35.8%	38.2%	50.3%
% of FP17s for Band 1 Urgent Courses	98	1,286	7.6%	10.9%	10.6%	9.1%
% of FP17s Relating to Free Repair or Replacements	0	1,286	0.0%	0.5%	0.6%	0.8%
% of FP17s Relating to Continuations	1	1,286	0.1%	0.7%	0.8%	1.0%
% of Patients satisfied with the dentistry they have received	0	0	N/A	89.7%	89.3%	91.5%
% of Patients satisfied with the time they had to wait for an appointment	0	0	N/A	82.7%	84.4%	87.9%

* This is based on patients treated on this contract for their most recent course of treatment. Figures in italics indicate the base number of FP17s or Patient Questionnaire responses are less than 100. N/A is shown where the base number of responses is less than 10 during the period. % is calculated as Quantity/Base number*100

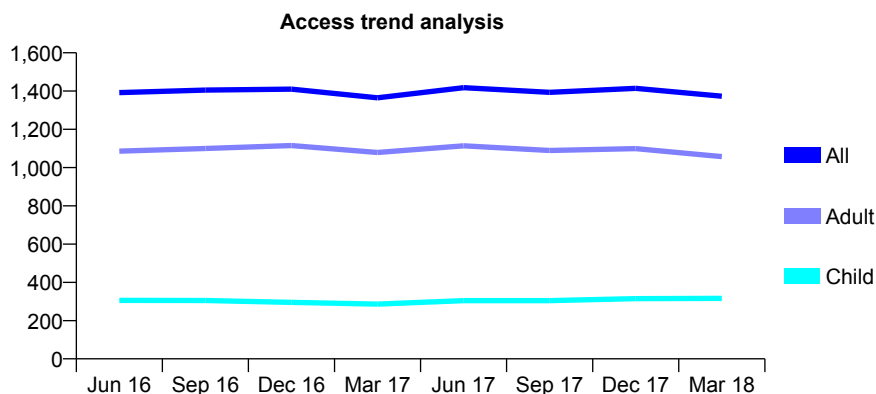
Q61 - Vital Signs At a Glance Contract Report for 839779/0001 - March 2018

Name or company name	MR M SIMYAB
Contract type name	GDS Contract
Purpose of contract	General
Contract start date	01/04/2006
Contract end date	

17/18 Contracted general activity (UDA)	3,780
Carry forward general activity (UDA)	-76
17/18 Contracted orthodontic activity (UOA)	0
Carry forward orthodontic activity (UOA)	0
Baseline contract value	£137,861.11

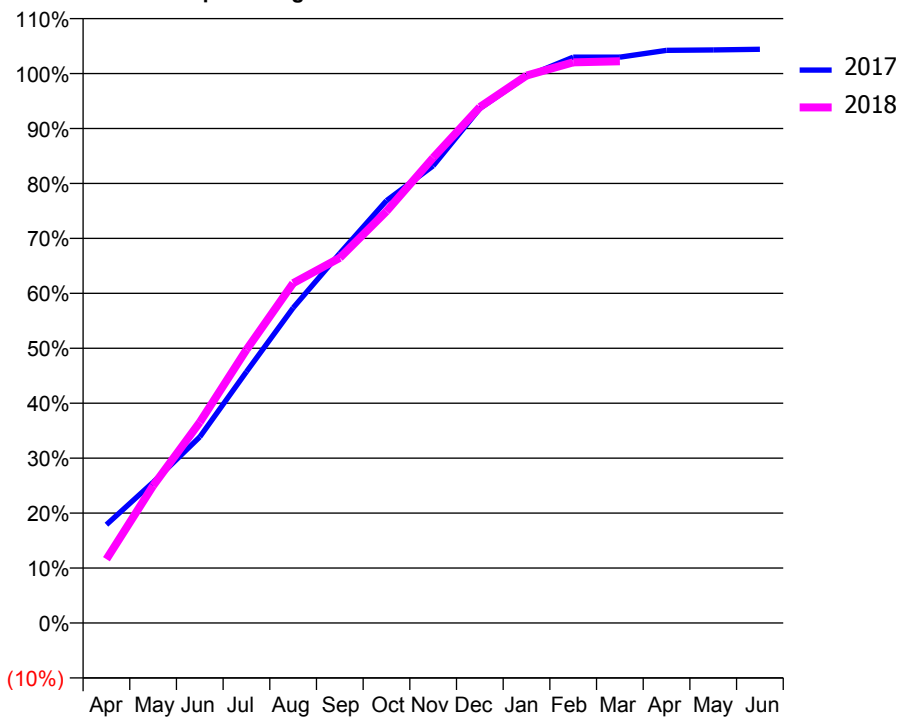
ACCESS*

Patients seen in 24 months	Total	Change since previous quarter
Quarter ending March 2017	1,365	
Quarter ending June 2017	1,418	↑
Quarter ending September 2017	1,393	↓
Quarter ending December 2017	1,414	→
Quarter ending March 2018	1,373	↓
Variance since March 2017	0.6%	→



ACTIVITY

Cumulative percentage of contracted UDA delivered 2017 & 2018



Month	Adjusted Scheduled Activity (UDA)	
	2017	2018
April	677	439
May	969	944
June	1,280	1,381
July	1,728	1,880
August	2,168	2,337
September	2,543	2,512
October	2,906	2,832
November	3,145	3,201
December	3,539	3,549
January	3,760	3,766
February	3,893	3,857
March	3,893	3,864
April	3,939	
May	3,942	
June	3,946	

QUALITY

	Quantity	Base Number	Contract	AT	Region	England
% of FP17s for the same patient ID Re-attending within 3 months - Children	34	380	8.9%	10.5%	11.5%	11.9%
% of FP17s for the same patient ID Re-attending within 3 months - Adults	204	1,172	17.4%	16.1%	16.8%	16.0%
% of FP17s for the same patient ID Re-attending between 3 & 9 months - Children	102	380	26.8%	43.4%	47.7%	58.3%
% of FP17s for the same patient ID Re-attending between 3 & 9 months - Adults	384	1,172	32.8%	35.8%	38.2%	50.3%
% of FP17s for Band 1 Urgent Courses	182	1,507	12.1%	10.9%	10.6%	9.1%
% of FP17s Relating to Free Repair or Replacements	0	1,507	0.0%	0.5%	0.6%	0.8%
% of FP17s Relating to Continuations	44	1,507	2.9%	0.7%	0.8%	1.0%
% of Patients satisfied with the dentistry they have received	2	2	N/A	89.7%	89.3%	91.5%
% of Patients satisfied with the time they had to wait for an appointment	2	2	N/A	82.7%	84.4%	87.9%

* This is based on patients treated on this contract for their most recent course of treatment. Figures in italics indicate the base number of FP17s or Patient Questionnaire responses are less than 100. N/A is shown where the base number of responses is less than 10 during the period. % is calculated as Quantity/Base number*100

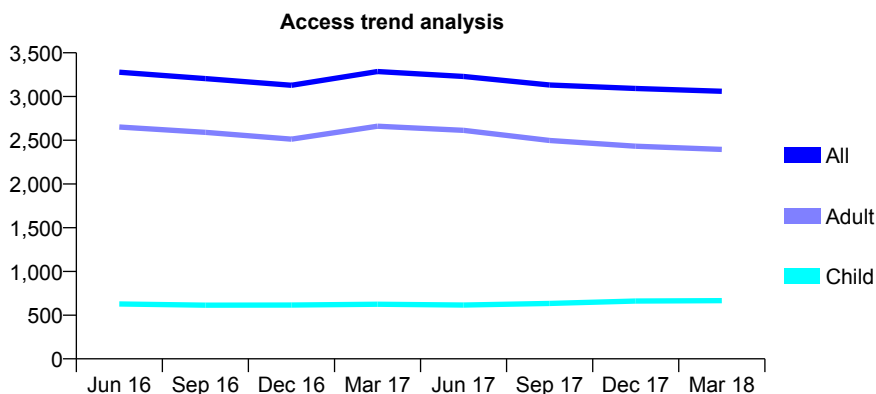
Q61 - Vital Signs At a Glance Contract Report for 841242/0001 - March 2018

Name or company name	MRS O SULAIMAN
Contract type name	GDS Contract
Purpose of contract	General
Contract start date	01/04/2006
Contract end date	

17/18 Contracted general activity (UDA)	6,663
Carry forward general activity (UDA)	-84
17/18 Contracted orthodontic activity (UOA)	0
Carry forward orthodontic activity (UOA)	0
Baseline contract value	£187,323.98

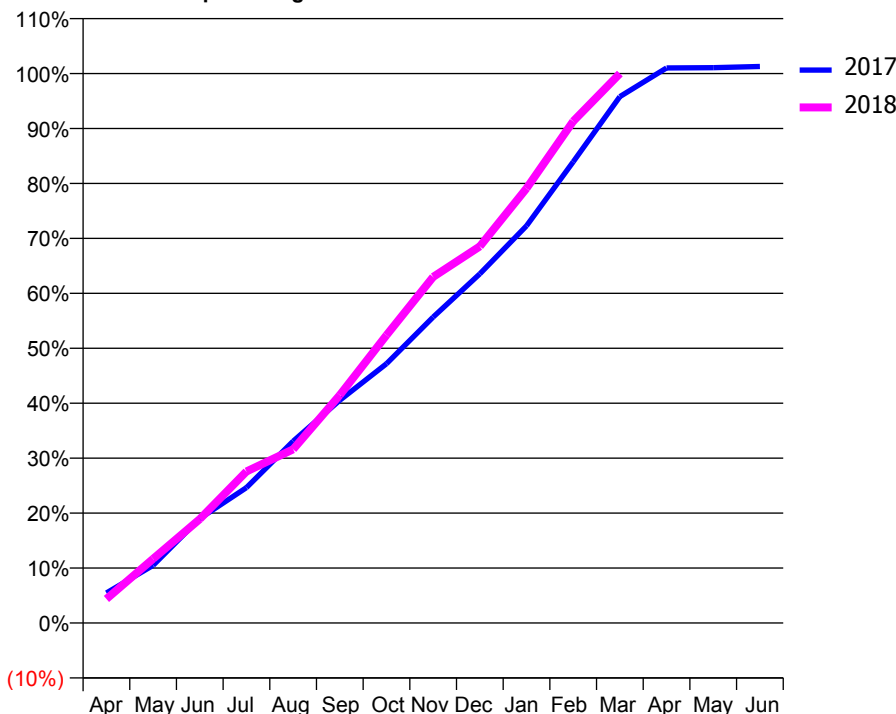
ACCESS*

Patients seen in 24 months	Total	Change since previous quarter
Quarter ending March 2017	3,286	
Quarter ending June 2017	3,229	↓
Quarter ending September 2017	3,131	↓
Quarter ending December 2017	3,092	↓
Quarter ending March 2018	3,060	↓
Variance since March 2017	(6.9%)	↓



ACTIVITY

Cumulative percentage of contracted UDA delivered 2017 & 2018



Month	Adjusted Scheduled Activity (UDA)	
	2017	2018
April	365	292
May	699	779
June	1,267	1,261
July	1,642	1,838
August	2,205	2,107
September	2,702	2,764
October	3,145	3,490
November	3,709	4,197
December	4,233	4,567
January	4,816	5,270
February	5,591	6,083
March	6,383	6,662
April	6,730	
May	6,734	
June	6,747	

QUALITY

	Quantity	Base Number	Contract	AT	Region	England
% of FP17s for the same patient ID Re-attending within 3 months - Children	119	843	14.1%	10.5%	11.5%	11.9%
% of FP17s for the same patient ID Re-attending within 3 months - Adults	307	2,341	13.1%	16.1%	16.8%	16.0%
% of FP17s for the same patient ID Re-attending between 3 & 9 months - Children	328	843	38.9%	43.4%	47.7%	58.3%
% of FP17s for the same patient ID Re-attending between 3 & 9 months - Adults	709	2,341	30.3%	35.8%	38.2%	50.3%
% of FP17s for Band 1 Urgent Courses	294	3,014	9.8%	10.9%	10.6%	9.1%
% of FP17s Relating to Free Repair or Replacements	1	3,014	0.0%	0.5%	0.6%	0.8%
% of FP17s Relating to Continuations	2	3,014	0.1%	0.7%	0.8%	1.0%
% of Patients satisfied with the dentistry they have received	1	1	N/A	89.7%	89.3%	91.5%
% of Patients satisfied with the time they had to wait for an appointment	0	1	N/A	82.7%	84.4%	87.9%

* This is based on patients treated on this contract for their most recent course of treatment. Figures in italics indicate the base number of FP17s or Patient Questionnaire responses are less than 100. N/A is shown where the base number of responses is less than 10 during the period. % is calculated as Quantity/Base number*100

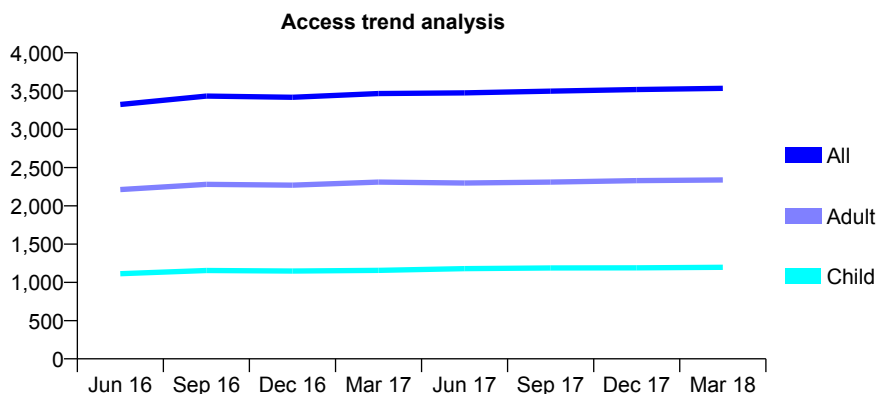
Q61 - Vital Signs At a Glance Contract Report for 841390/0001 - March 2018

Name or company name	MR AG PATEL
Contract type name	GDS Contract
Purpose of contract	General
Contract start date	01/04/2006
Contract end date	

17/18 Contracted general activity (UDA)	6,499
Carry forward general activity (UDA)	-130
17/18 Contracted orthodontic activity (UOA)	0
Carry forward orthodontic activity (UOA)	0
Baseline contract value	£185,464.81

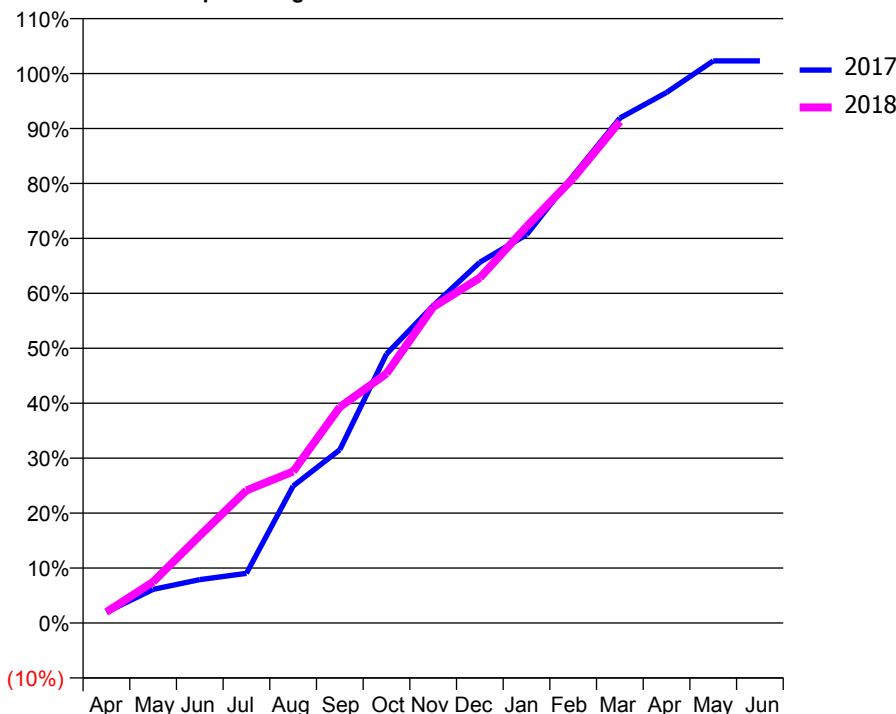
ACCESS*

Patients seen in 24 months	Total	Change since previous quarter
Quarter ending March 2017	3,467	
Quarter ending June 2017	3,477	→
Quarter ending September 2017	3,499	→
Quarter ending December 2017	3,519	→
Quarter ending March 2018	3,535	→
Variance since March 2017	2.0%	→



ACTIVITY

Cumulative percentage of contracted UDA delivered 2017 & 2018



Month	Adjusted Scheduled Activity (UDA)	
	2017	2018
April	128	130
May	398	486
June	513	1,033
July	587	1,569
August	1,620	1,792
September	2,049	2,555
October	3,181	2,950
November	3,752	3,737
December	4,268	4,082
January	4,591	4,688
February	5,290	5,260
March	5,972	5,931
April	6,274	
May	6,648	
June	6,649	

QUALITY

	Quantity	Base Number	Contract	AT	Region	England
% of FP17s for the same patient ID Re-attending within 3 months - Children	27	1,202	2.2%	10.5%	11.5%	11.9%
% of FP17s for the same patient ID Re-attending within 3 months - Adults	111	2,077	5.3%	16.1%	16.8%	16.0%
% of FP17s for the same patient ID Re-attending between 3 & 9 months - Children	432	1,202	35.9%	43.4%	47.7%	58.3%
% of FP17s for the same patient ID Re-attending between 3 & 9 months - Adults	646	2,077	31.1%	35.8%	38.2%	50.3%
% of FP17s for Band 1 Urgent Courses	12	2,992	0.4%	10.9%	10.6%	9.1%
% of FP17s Relating to Free Repair or Replacements	6	2,992	0.2%	0.5%	0.6%	0.8%
% of FP17s Relating to Continuations	6	2,992	0.2%	0.7%	0.8%	1.0%
% of Patients satisfied with the dentistry they have received	2	2	N/A	89.7%	89.3%	91.5%
% of Patients satisfied with the time they had to wait for an appointment	1	2	N/A	82.7%	84.4%	87.9%

* This is based on patients treated on this contract for their most recent course of treatment. Figures in italics indicate the base number of FP17s or Patient Questionnaire responses are less than 100. N/A is shown where the base number of responses is less than 10 during the period. % is calculated as Quantity/Base number*100

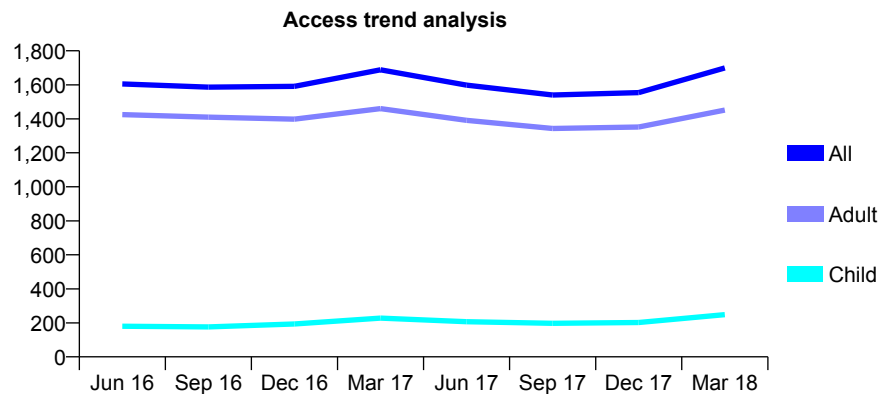
Q61 - Vital Signs At a Glance Contract Report for 841463/0001 - March 2018

Name or company name	MR H TOSI
Contract type name	GDS Contract
Purpose of contract	General
Contract start date	01/04/2006
Contract end date	

17/18 Contracted general activity (UDA)	3,786
Carry forward general activity (UDA)	-9
17/18 Contracted orthodontic activity (UOA)	0
Carry forward orthodontic activity (UOA)	0
Baseline contract value	£193,879.17

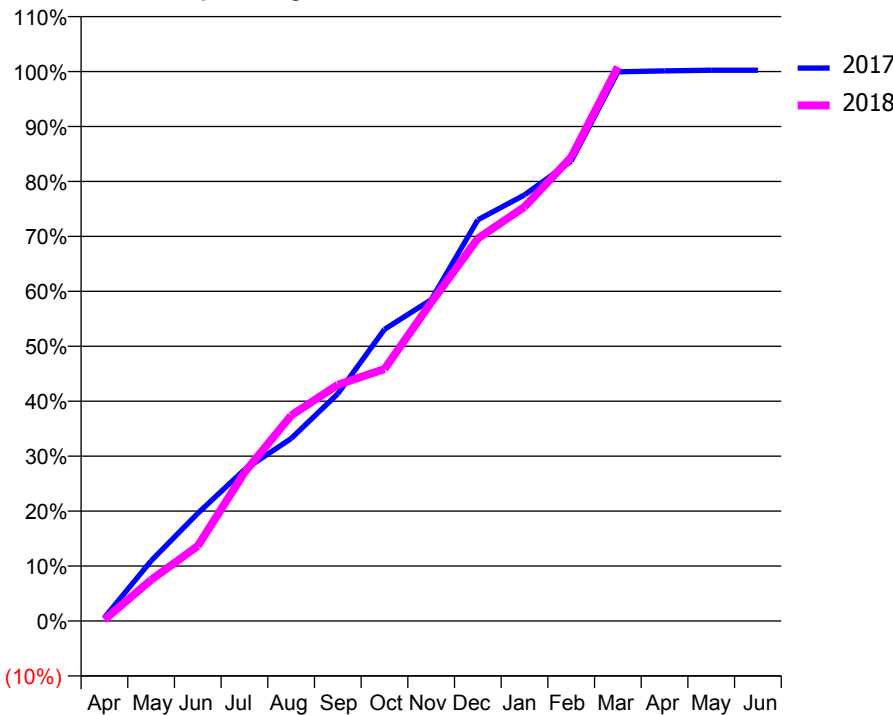
ACCESS*

Patients seen in 24 months	Total	Change since previous quarter
Quarter ending March 2017	1,688	
Quarter ending June 2017	1,598	↓
Quarter ending September 2017	1,540	↓
Quarter ending December 2017	1,554	→
Quarter ending March 2018	1,699	↑
Variance since March 2017	0.7%	→



ACTIVITY

Cumulative percentage of contracted UDA delivered 2017 & 2018



Month	Adjusted Scheduled Activity (UDA)	
	2017	2018
April	23	9
May	415	283
June	742	517
July	1,043	1,023
August	1,257	1,416
September	1,566	1,627
October	2,010	1,736
November	2,214	2,194
December	2,764	2,636
January	2,936	2,853
February	3,168	3,196
March	3,784	3,818
April	3,790	
May	3,795	
June	3,795	

QUALITY

	Quantity	Base Number	Contract	AT	Region	England
% of FP17s for the same patient ID Re-attending within 3 months - Children	12	237	5.1%	10.5%	11.5%	11.9%
% of FP17s for the same patient ID Re-attending within 3 months - Adults	134	1,274	10.5%	16.1%	16.8%	16.0%
% of FP17s for the same patient ID Re-attending between 3 & 9 months - Children	52	237	21.9%	43.4%	47.7%	58.3%
% of FP17s for the same patient ID Re-attending between 3 & 9 months - Adults	262	1,274	20.6%	35.8%	38.2%	50.3%
% of FP17s for Band 1 Urgent Courses	230	1,502	15.3%	10.9%	10.6%	9.1%
% of FP17s Relating to Free Repair or Replacements	1	1,502	0.1%	0.5%	0.6%	0.8%
% of FP17s Relating to Continuations	3	1,502	0.2%	0.7%	0.8%	1.0%
% of Patients satisfied with the dentistry they have received	0	0	N/A	89.7%	89.3%	91.5%
% of Patients satisfied with the time they had to wait for an appointment	0	0	N/A	82.7%	84.4%	87.9%

* This is based on patients treated on this contract for their most recent course of treatment. Figures in italics indicate the base number of FP17s or Patient Questionnaire responses are less than 100. N/A is shown where the base number of responses is less than 10 during the period. % is calculated as Quantity/Base number*100

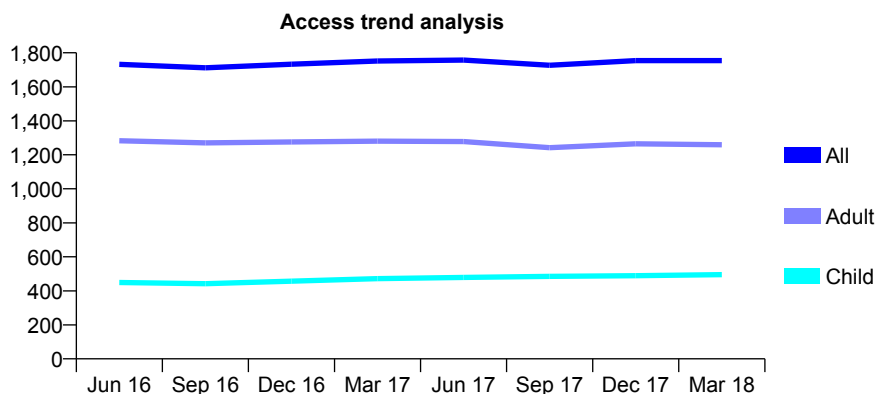
Q61 - Vital Signs At a Glance Contract Report for 842567/0001 - March 2018

Name or company name	MR P PATEL
Contract type name	GDS Contract
Purpose of contract	General
Contract start date	01/04/2006
Contract end date	

17/18 Contracted general activity (UDA)	10,481
Carry forward general activity (UDA)	-122
17/18 Contracted orthodontic activity (UOA)	0
Carry forward orthodontic activity (UOA)	0
Baseline contract value	£282,713.74

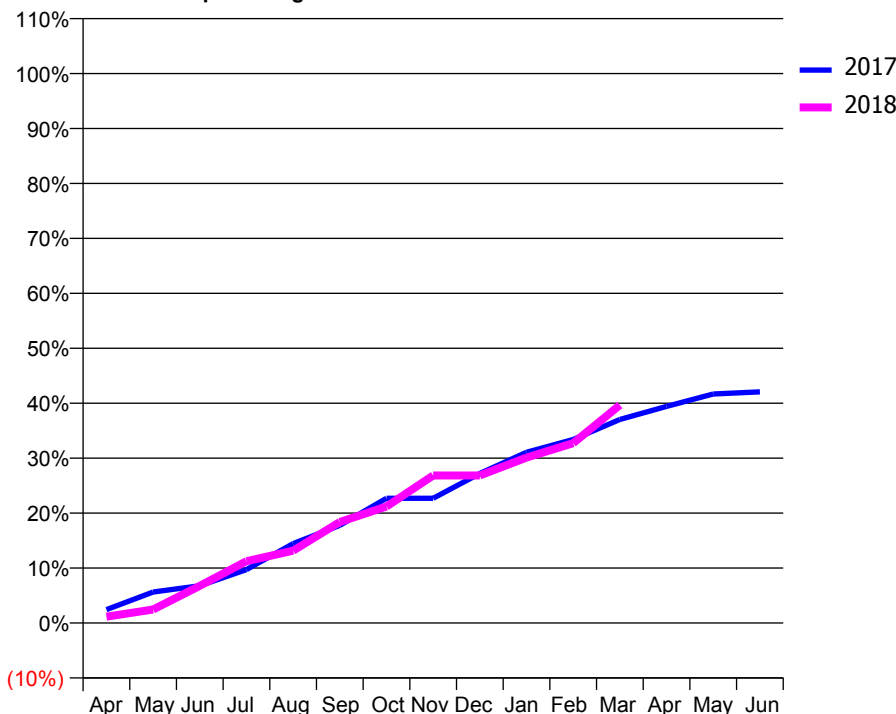
ACCESS*

Patients seen in 24 months	Total	Change since previous quarter
Quarter ending March 2017	1,752	
Quarter ending June 2017	1,757	→
Quarter ending September 2017	1,727	↓
Quarter ending December 2017	1,754	→
Quarter ending March 2018	1,754	→
Variance since March 2017	0.1%	→



ACTIVITY

Cumulative percentage of contracted UDA delivered 2017 & 2018



Adjusted Scheduled Activity (UDA)

Month	2017	2018
April	256	122
May	591	257
June	710	707
July	1,019	1,178
August	1,515	1,379
September	1,863	1,926
October	2,379	2,221
November	2,379	2,813
December	2,853	2,813
January	3,257	3,155
February	3,501	3,430
March	3,882	4,156
April	4,132	
May	4,368	
June	4,409	

QUALITY

	Quantity	Base Number	Contract	AT	Region	England
% of FP17s for the same patient ID Re-attending within 3 months - Children	25	635	3.9%	10.5%	11.5%	11.9%
% of FP17s for the same patient ID Re-attending within 3 months - Adults	101	1,410	7.2%	16.1%	16.8%	16.0%
% of FP17s for the same patient ID Re-attending between 3 & 9 months - Children	347	635	54.6%	43.4%	47.7%	58.3%
% of FP17s for the same patient ID Re-attending between 3 & 9 months - Adults	584	1,410	41.4%	35.8%	38.2%	50.3%
% of FP17s for Band 1 Urgent Courses	85	1,843	4.6%	10.9%	10.6%	9.1%
% of FP17s Relating to Free Repair or Replacements	5	1,843	0.3%	0.5%	0.6%	0.8%
% of FP17s Relating to Continuations	6	1,843	0.3%	0.7%	0.8%	1.0%
% of Patients satisfied with the dentistry they have received	2	2	N/A	89.7%	89.3%	91.5%
% of Patients satisfied with the time they had to wait for an appointment	1	2	N/A	82.7%	84.4%	87.9%

* This is based on patients treated on this contract for their most recent course of treatment. Figures in italics indicate the base number of FP17s or Patient Questionnaire responses are less than 100. N/A is shown where the base number of responses is less than 10 during the period. % is calculated as Quantity/Base number*100

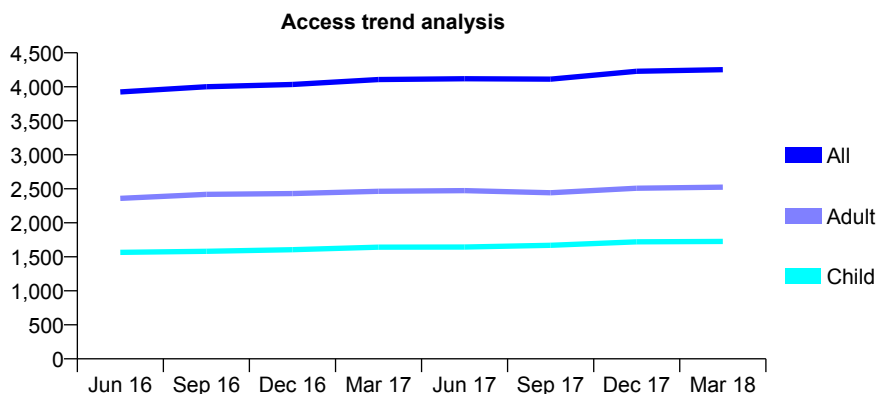
Q61 - Vital Signs At a Glance Contract Report for 842605/0001 - March 2018

Name or company name	MR GS UBHI
Contract type name	GDS Contract
Purpose of contract	General
Contract start date	01/04/2006
Contract end date	

17/18 Contracted general activity (UDA)	12,053
Carry forward general activity (UDA)	-241
17/18 Contracted orthodontic activity (UOA)	0
Carry forward orthodontic activity (UOA)	0
Baseline contract value	£356,146.33

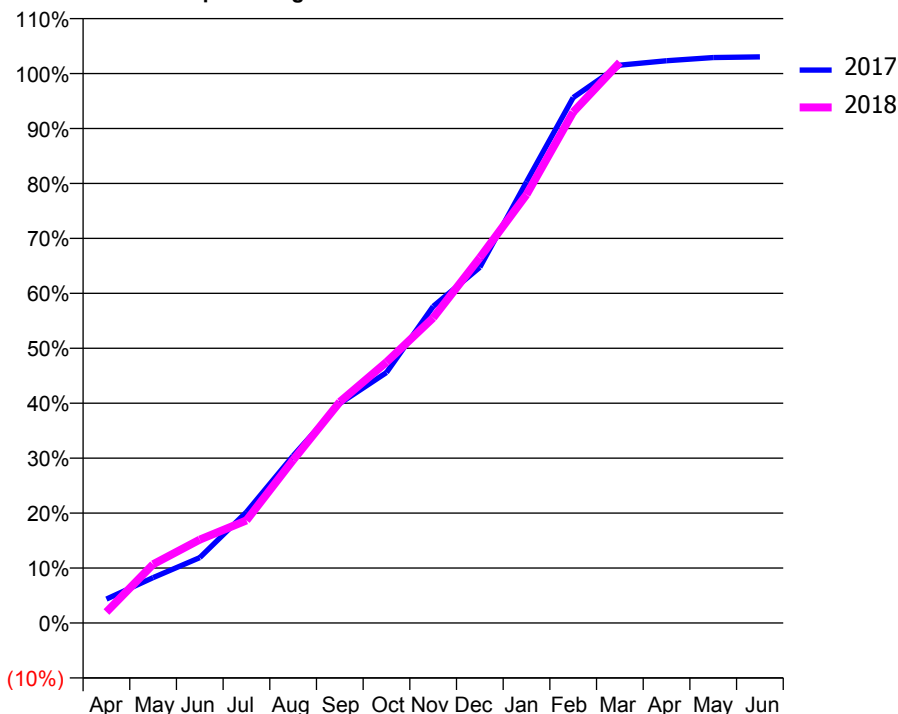
ACCESS*

Patients seen in 24 months	Total	Change since previous quarter
Quarter ending March 2017	4,106	
Quarter ending June 2017	4,118	→
Quarter ending September 2017	4,112	→
Quarter ending December 2017	4,229	↑
Quarter ending March 2018	4,251	→
Variance since March 2017	3.5%	↑



ACTIVITY

Cumulative percentage of contracted UDA delivered 2017 & 2018



Month	Adjusted Scheduled Activity (UDA)	
	2017	2018
April	525	241
May	997	1,288
June	1,436	1,829
July	2,434	2,250
August	3,670	3,576
September	4,815	4,851
October	5,495	5,723
November	6,944	6,693
December	7,802	8,012
January	9,678	9,397
February	11,526	11,207
March	12,236	12,298
April	12,332	
May	12,404	
June	12,417	

QUALITY

	Quantity	Base Number	Contract	AT	Region	England
% of FP17s for the same patient ID Re-attending within 3 months - Children	165	1,946	8.5%	10.5%	11.5%	11.9%
% of FP17s for the same patient ID Re-attending within 3 months - Adults	286	2,451	11.7%	16.1%	16.8%	16.0%
% of FP17s for the same patient ID Re-attending between 3 & 9 months - Children	656	1,946	33.7%	43.4%	47.7%	58.3%
% of FP17s for the same patient ID Re-attending between 3 & 9 months - Adults	670	2,451	27.3%	35.8%	38.2%	50.3%
% of FP17s for Band 1 Urgent Courses	352	3,600	9.8%	10.9%	10.6%	9.1%
% of FP17s Relating to Free Repair or Replacements	15	3,600	0.4%	0.5%	0.6%	0.8%
% of FP17s Relating to Continuations	12	3,600	0.3%	0.7%	0.8%	1.0%
% of Patients satisfied with the dentistry they have received	0	0	N/A	89.7%	89.3%	91.5%
% of Patients satisfied with the time they had to wait for an appointment	0	0	N/A	82.7%	84.4%	87.9%

* This is based on patients treated on this contract for their most recent course of treatment. Figures in italics indicate the base number of FP17s or Patient Questionnaire responses are less than 100. N/A is shown where the base number of responses is less than 10 during the period. % is calculated as Quantity/Base number*100

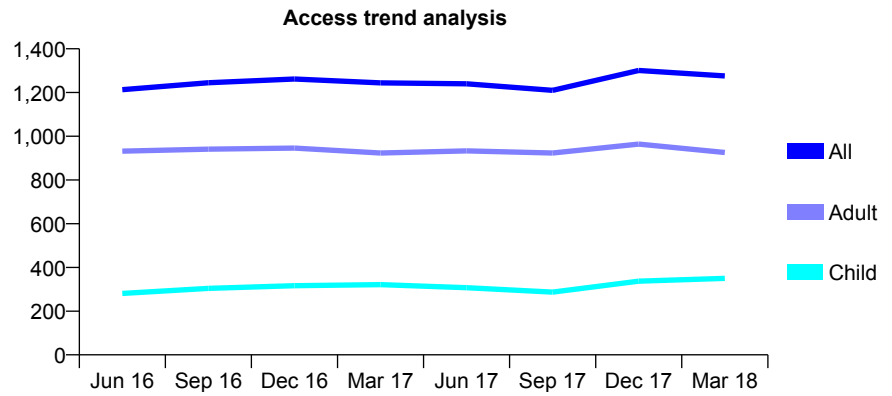
Q61 - Vital Signs At a Glance Contract Report for 843148/0002 - March 2018

Name or company name	MR SR MANAFI
Contract type name	GDS Contract
Purpose of contract	General
Contract start date	01/04/2006
Contract end date	

17/18 Contracted general activity (UDA)	4,613
Carry forward general activity (UDA)	-92
17/18 Contracted orthodontic activity (UOA)	0
Carry forward orthodontic activity (UOA)	0
Baseline contract value	£156,212.65

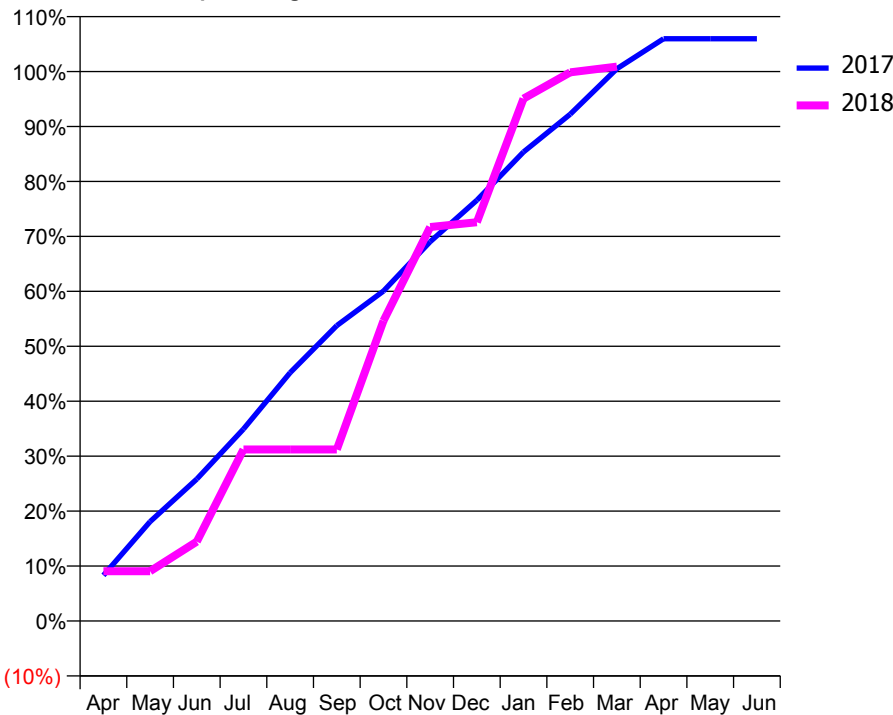
ACCESS*

Patients seen in 24 months	Total	Change since previous quarter
Quarter ending March 2017	1,244	
Quarter ending June 2017	1,240	→
Quarter ending September 2017	1,210	↓
Quarter ending December 2017	1,301	↑
Quarter ending March 2018	1,276	↓
Variance since March 2017	2.6%	↑



ACTIVITY

Cumulative percentage of contracted UDA delivered 2017 & 2018



Month	Adjusted Scheduled Activity (UDA)	
	2017	2018
April	383	418
May	834	418
June	1,192	667
July	1,611	1,440
August	2,084	1,440
September	2,480	1,440
October	2,770	2,521
November	3,184	3,307
December	3,532	3,348
January	3,938	4,385
February	4,254	4,606
March	4,636	4,654
April	4,888	
May	4,888	
June	4,888	

QUALITY

	Quantity	Base Number	Contract	AT	Region	England
% of FP17s for the same patient ID Re-attending within 3 months - Children	49	471	10.4%	10.5%	11.5%	11.9%
% of FP17s for the same patient ID Re-attending within 3 months - Adults	165	974	16.9%	16.1%	16.8%	16.0%
% of FP17s for the same patient ID Re-attending between 3 & 9 months - Children	225	471	47.8%	43.4%	47.7%	58.3%
% of FP17s for the same patient ID Re-attending between 3 & 9 months - Adults	289	974	29.7%	35.8%	38.2%	50.3%
% of FP17s for Band 1 Urgent Courses	202	1,374	14.7%	10.9%	10.6%	9.1%
% of FP17s Relating to Free Repair or Replacements	0	1,374	0.0%	0.5%	0.6%	0.8%
% of FP17s Relating to Continuations	15	1,374	1.1%	0.7%	0.8%	1.0%
% of Patients satisfied with the dentistry they have received	2	2	N/A	89.7%	89.3%	91.5%
% of Patients satisfied with the time they had to wait for an appointment	2	2	N/A	82.7%	84.4%	87.9%

* This is based on patients treated on this contract for their most recent course of treatment. Figures in italics indicate the base number of FP17s or Patient Questionnaire responses are less than 100. N/A is shown where the base number of responses is less than 10 during the period. % is calculated as Quantity/Base number*100

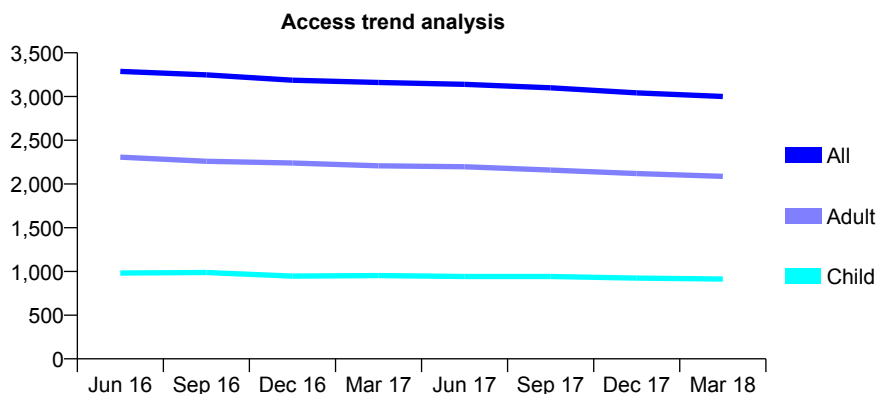
Q61 - Vital Signs At a Glance Contract Report for 843148/0003 - March 2018

Name or company name	MR SR MANAFI
Contract type name	GDS Contract
Purpose of contract	General
Contract start date	01/04/2006
Contract end date	

17/18 Contracted general activity (UDA)	9,676
Carry forward general activity (UDA)	-194
17/18 Contracted orthodontic activity (UOA)	0
Carry forward orthodontic activity (UOA)	0
Baseline contract value	£324,119.07

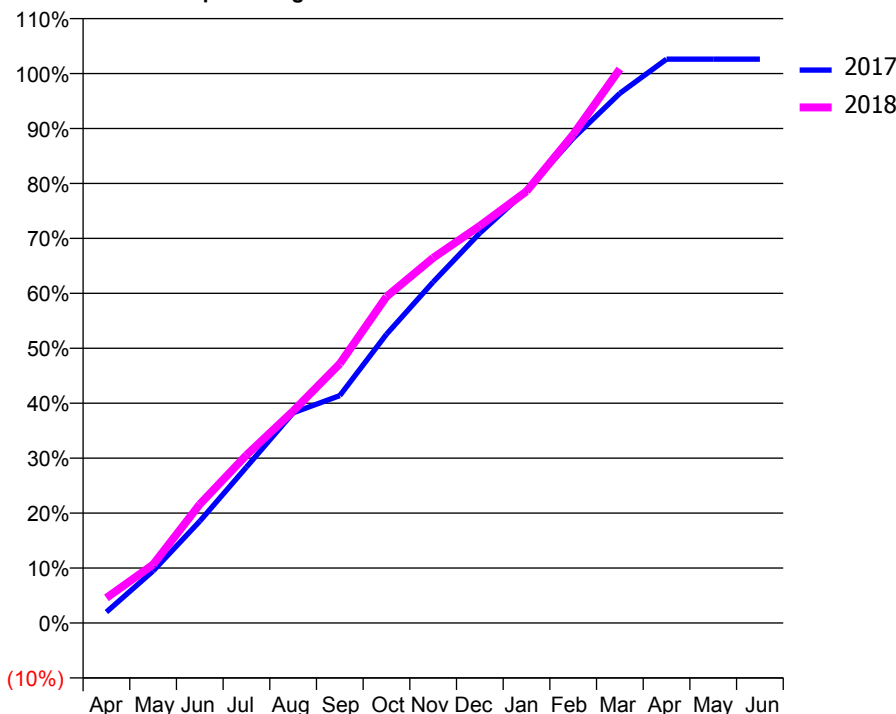
ACCESS*

Patients seen in 24 months	Total	Change since previous quarter
Quarter ending March 2017	3,160	
Quarter ending June 2017	3,139	→
Quarter ending September 2017	3,100	↓
Quarter ending December 2017	3,042	↓
Quarter ending March 2018	3,000	↓
Variance since March 2017	(5.1%)	↓



ACTIVITY

Cumulative percentage of contracted UDA delivered 2017 & 2018



Month	Adjusted Scheduled Activity (UDA)	
	2017	2018
April	194	443
May	917	1,030
June	1,793	2,091
July	2,747	2,956
August	3,702	3,733
September	4,004	4,567
October	5,084	5,747
November	6,005	6,430
December	6,868	6,993
January	7,617	7,602
February	8,537	8,601
March	9,328	9,755
April	9,929	
May	9,930	
June	9,930	

QUALITY

	Quantity	Base Number	Contract	AT	Region	England
% of FP17s for the same patient ID Re-attending within 3 months - Children	70	964	7.3%	10.5%	11.5%	11.9%
% of FP17s for the same patient ID Re-attending within 3 months - Adults	312	2,008	15.5%	16.1%	16.8%	16.0%
% of FP17s for the same patient ID Re-attending between 3 & 9 months - Children	338	964	35.1%	43.4%	47.7%	58.3%
% of FP17s for the same patient ID Re-attending between 3 & 9 months - Adults	487	2,008	24.3%	35.8%	38.2%	50.3%
% of FP17s for Band 1 Urgent Courses	515	2,800	18.4%	10.9%	10.6%	9.1%
% of FP17s Relating to Free Repair or Replacements	0	2,800	0.0%	0.5%	0.6%	0.8%
% of FP17s Relating to Continuations	29	2,800	1.0%	0.7%	0.8%	1.0%
% of Patients satisfied with the dentistry they have received	0	0	N/A	89.7%	89.3%	91.5%
% of Patients satisfied with the time they had to wait for an appointment	0	0	N/A	82.7%	84.4%	87.9%

* This is based on patients treated on this contract for their most recent course of treatment. Figures in italics indicate the base number of FP17s or Patient Questionnaire responses are less than 100. N/A is shown where the base number of responses is less than 10 during the period. % is calculated as Quantity/Base number*100

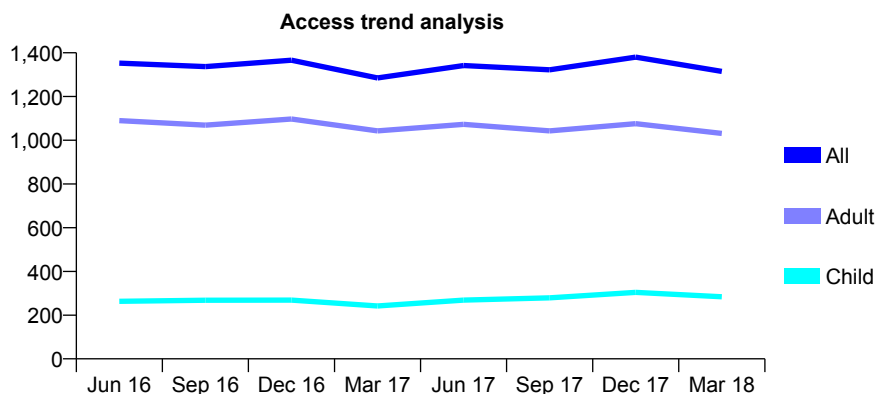
Q61 - Vital Signs At a Glance Contract Report for 843253/0001 - March 2018

Name or company name	MS AL DOBRE
Contract type name	GDS Contract
Purpose of contract	General
Contract start date	01/04/2006
Contract end date	

17/18 Contracted general activity (UDA)	3,786
Carry forward general activity (UDA)	-36
17/18 Contracted orthodontic activity (UOA)	0
Carry forward orthodontic activity (UOA)	0
Baseline contract value	£194,286.31

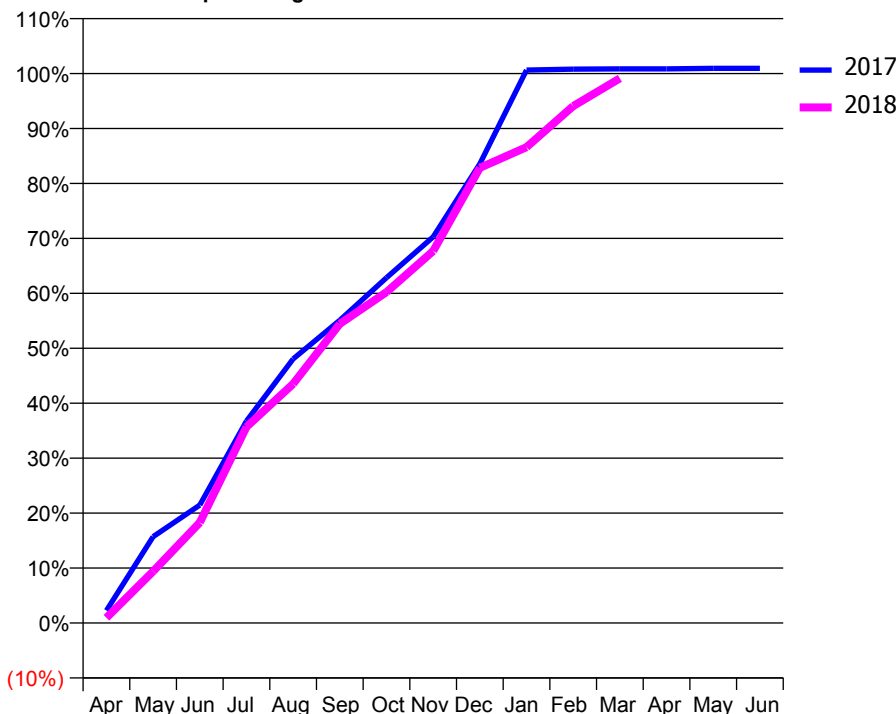
ACCESS*

Patients seen in 24 months	Total	Change since previous quarter
Quarter ending March 2017	1,285	
Quarter ending June 2017	1,342	↑
Quarter ending September 2017	1,322	↓
Quarter ending December 2017	1,380	↑
Quarter ending March 2018	1,315	↓
Variance since March 2017	2.3%	↑



ACTIVITY

Cumulative percentage of contracted UDA delivered 2017 & 2018



Month	Adjusted Scheduled Activity (UDA)	
	2017	2018
April	86	36
May	595	356
June	812	692
July	1,391	1,351
August	1,819	1,648
September	2,086	2,061
October	2,379	2,280
November	2,660	2,563
December	3,164	3,136
January	3,809	3,279
February	3,816	3,562
March	3,818	3,753
April	3,818	
May	3,822	
June	3,822	

QUALITY

	Quantity	Base Number	Contract	AT	Region	England
% of FP17s for the same patient ID Re-attending within 3 months - Children	15	281	5.3%	10.5%	11.5%	11.9%
% of FP17s for the same patient ID Re-attending within 3 months - Adults	93	1,027	9.1%	16.1%	16.8%	16.0%
% of FP17s for the same patient ID Re-attending between 3 & 9 months - Children	55	281	19.6%	43.4%	47.7%	58.3%
% of FP17s for the same patient ID Re-attending between 3 & 9 months - Adults	183	1,027	17.8%	35.8%	38.2%	50.3%
% of FP17s for Band 1 Urgent Courses	186	1,308	14.2%	10.9%	10.6%	9.1%
% of FP17s Relating to Free Repair or Replacements	4	1,308	0.3%	0.5%	0.6%	0.8%
% of FP17s Relating to Continuations	10	1,308	0.8%	0.7%	0.8%	1.0%
% of Patients satisfied with the dentistry they have received	0	0	N/A	89.7%	89.3%	91.5%
% of Patients satisfied with the time they had to wait for an appointment	0	0	N/A	82.7%	84.4%	87.9%

* This is based on patients treated on this contract for their most recent course of treatment. Figures in italics indicate the base number of FP17s or Patient Questionnaire responses are less than 100. N/A is shown where the base number of responses is less than 10 during the period. % is calculated as Quantity/Base number*100

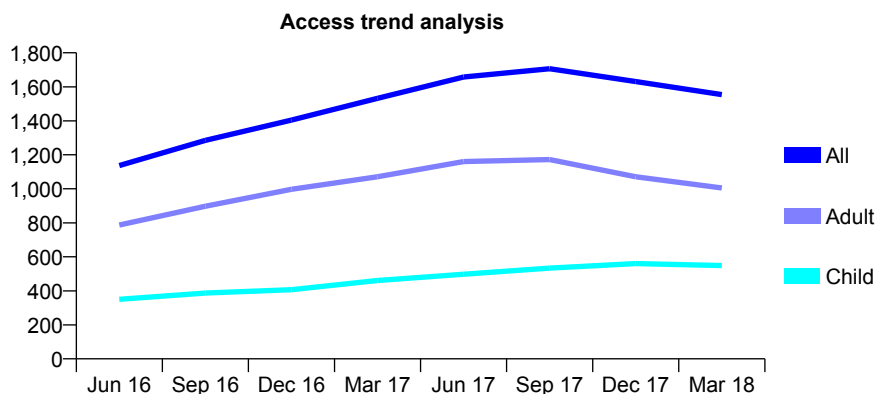
Q61 - Vital Signs At a Glance Contract Report for 845531/0001 - March 2018

Name or company name	MR J SHAH
Contract type name	GDS Contract
Purpose of contract	General
Contract start date	01/09/2015
Contract end date	

17/18 Contracted general activity (UDA)	7,427
Carry forward general activity (UDA)	-110
17/18 Contracted orthodontic activity (UOA)	0
Carry forward orthodontic activity (UOA)	0
Baseline contract value	£217,711.67

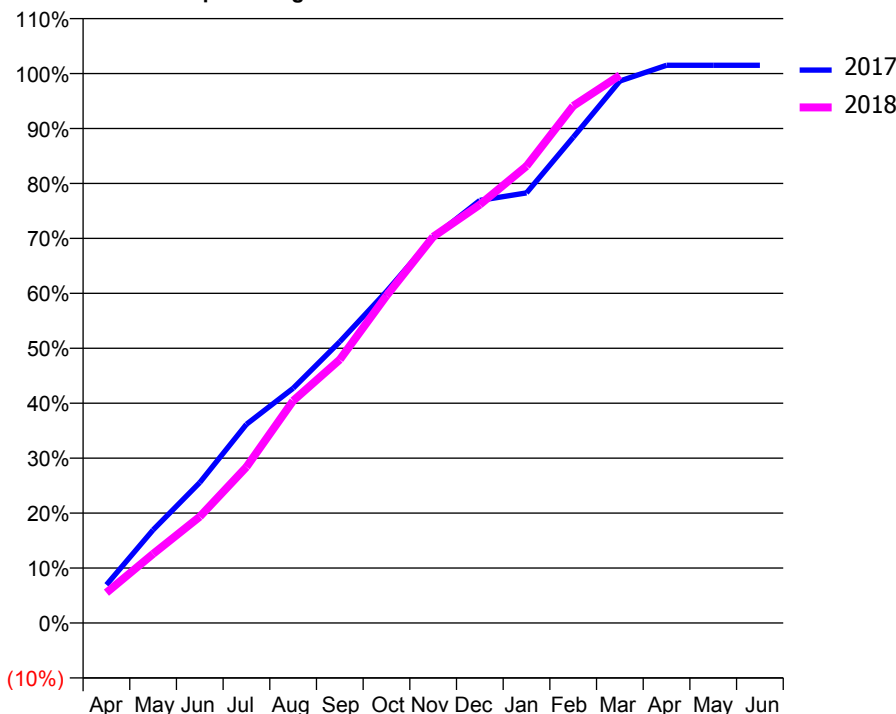
ACCESS*

Patients seen in 24 months	Total	Change since previous quarter
Quarter ending March 2017	1,532	
Quarter ending June 2017	1,658	↑
Quarter ending September 2017	1,706	↑
Quarter ending December 2017	1,631	↓
Quarter ending March 2018	1,554	↓
Variance since March 2017	1.4%	→



ACTIVITY

Cumulative percentage of contracted UDA delivered 2017 & 2018



Month	Adjusted Scheduled Activity (UDA)	
	2017	2018
April	516	410
May	1,260	935
June	1,898	1,437
July	2,686	2,110
August	3,172	3,003
September	3,801	3,560
October	4,481	4,424
November	5,215	5,220
December	5,713	5,655
January	5,814	6,175
February	6,565	6,989
March	7,326	7,402
April	7,537	
May	7,537	
June	7,537	

QUALITY

	Quantity	Base Number	Contract	AT	Region	England
% of FP17s for the same patient ID Re-attending within 3 months - Children	92	659	14.0%	10.5%	11.5%	11.9%
% of FP17s for the same patient ID Re-attending within 3 months - Adults	306	990	30.9%	16.1%	16.8%	16.0%
% of FP17s for the same patient ID Re-attending between 3 & 9 months - Children	234	659	35.5%	43.4%	47.7%	58.3%
% of FP17s for the same patient ID Re-attending between 3 & 9 months - Adults	247	990	24.9%	35.8%	38.2%	50.3%
% of FP17s for Band 1 Urgent Courses	252	1,589	15.9%	10.9%	10.6%	9.1%
% of FP17s Relating to Free Repair or Replacements	0	1,589	0.0%	0.5%	0.6%	0.8%
% of FP17s Relating to Continuations	29	1,589	1.8%	0.7%	0.8%	1.0%
% of Patients satisfied with the dentistry they have received	1	1	N/A	89.7%	89.3%	91.5%
% of Patients satisfied with the time they had to wait for an appointment	1	1	N/A	82.7%	84.4%	87.9%

* This is based on patients treated on this contract for their most recent course of treatment. Figures in italics indicate the base number of FP17s or Patient Questionnaire responses are less than 100. N/A is shown where the base number of responses is less than 10 during the period. % is calculated as Quantity/Base number*100

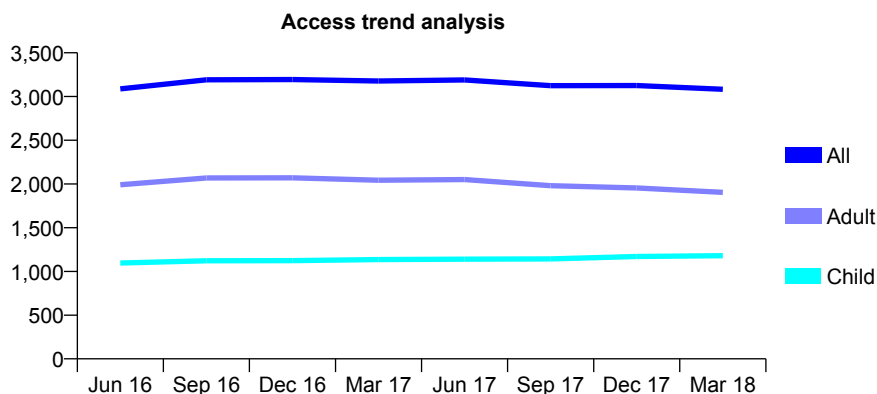
Q61 - Vital Signs At a Glance Contract Report for 847283/0001 - March 2018

Name or company name	MR SK MALIK
Contract type name	GDS Contract
Purpose of contract	General
Contract start date	01/04/2006
Contract end date	

17/18 Contracted general activity (UDA)	5,694
Carry forward general activity (UDA)	-114
17/18 Contracted orthodontic activity (UOA)	0
Carry forward orthodontic activity (UOA)	0
Baseline contract value	£149,272.10

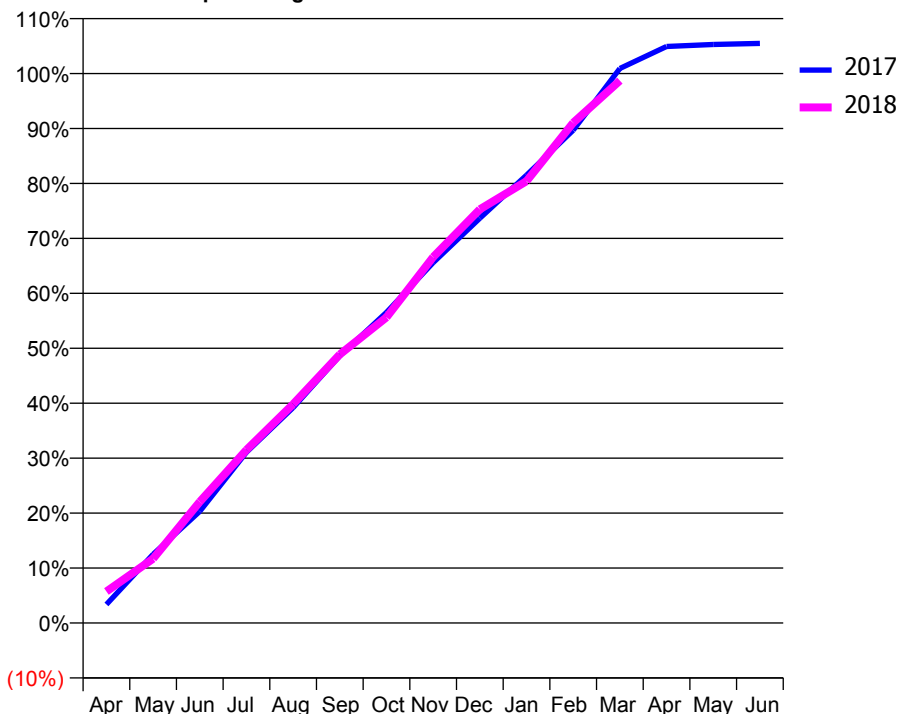
ACCESS*

Patients seen in 24 months	Total	Change since previous quarter
Quarter ending March 2017	3,178	
Quarter ending June 2017	3,190	→
Quarter ending September 2017	3,124	↓
Quarter ending December 2017	3,125	→
Quarter ending March 2018	3,083	↓
Variance since March 2017	(3.0%)	↓



ACTIVITY

Cumulative percentage of contracted UDA delivered 2017 & 2018



Month	Adjusted Scheduled Activity (UDA)	
	2017	2018
April	193	327
May	712	667
June	1,158	1,257
July	1,770	1,794
August	2,232	2,269
September	2,770	2,784
October	3,219	3,168
November	3,734	3,793
December	4,194	4,287
January	4,640	4,579
February	5,106	5,183
March	5,746	5,621
April	5,974	
May	5,994	
June	6,006	

QUALITY

	Quantity	Base Number	Contract	AT	Region	England
% of FP17s for the same patient ID Re-attending within 3 months - Children	93	1,430	6.5%	10.5%	11.5%	11.9%
% of FP17s for the same patient ID Re-attending within 3 months - Adults	216	1,958	11.0%	16.1%	16.8%	16.0%
% of FP17s for the same patient ID Re-attending between 3 & 9 months - Children	685	1,430	47.9%	43.4%	47.7%	58.3%
% of FP17s for the same patient ID Re-attending between 3 & 9 months - Adults	888	1,958	45.4%	35.8%	38.2%	50.3%
% of FP17s for Band 1 Urgent Courses	208	2,628	7.9%	10.9%	10.6%	9.1%
% of FP17s Relating to Free Repair or Replacements	0	2,628	0.0%	0.5%	0.6%	0.8%
% of FP17s Relating to Continuations	15	2,628	0.6%	0.7%	0.8%	1.0%
% of Patients satisfied with the dentistry they have received	9	9	N/A	89.7%	89.3%	91.5%
% of Patients satisfied with the time they had to wait for an appointment	6	9	N/A	82.7%	84.4%	87.9%

* This is based on patients treated on this contract for their most recent course of treatment. Figures in italics indicate the base number of FP17s or Patient Questionnaire responses are less than 100. N/A is shown where the base number of responses is less than 10 during the period. % is calculated as Quantity/Base number*100

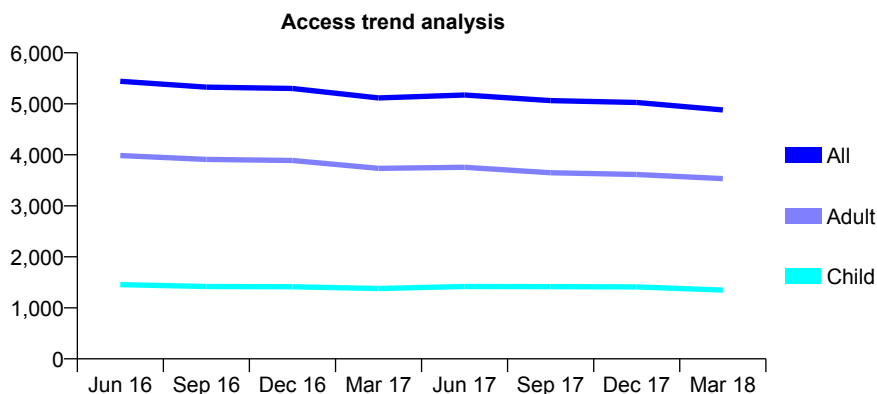
Q61 - Vital Signs At a Glance Contract Report for 853933/0001 - March 2018

Name or company name	MR M HASHEMI KHATOUN ABADI
Contract type name	PDS Contract
Purpose of contract	General
Contract start date	01/04/2006
Contract end date	31/03/2018

17/18 Contracted general activity (UDA)	12,854
Carry forward general activity (UDA)	-257
17/18 Contracted orthodontic activity (UOA)	0
Carry forward orthodontic activity (UOA)	0
Baseline contract value	£360,974.92

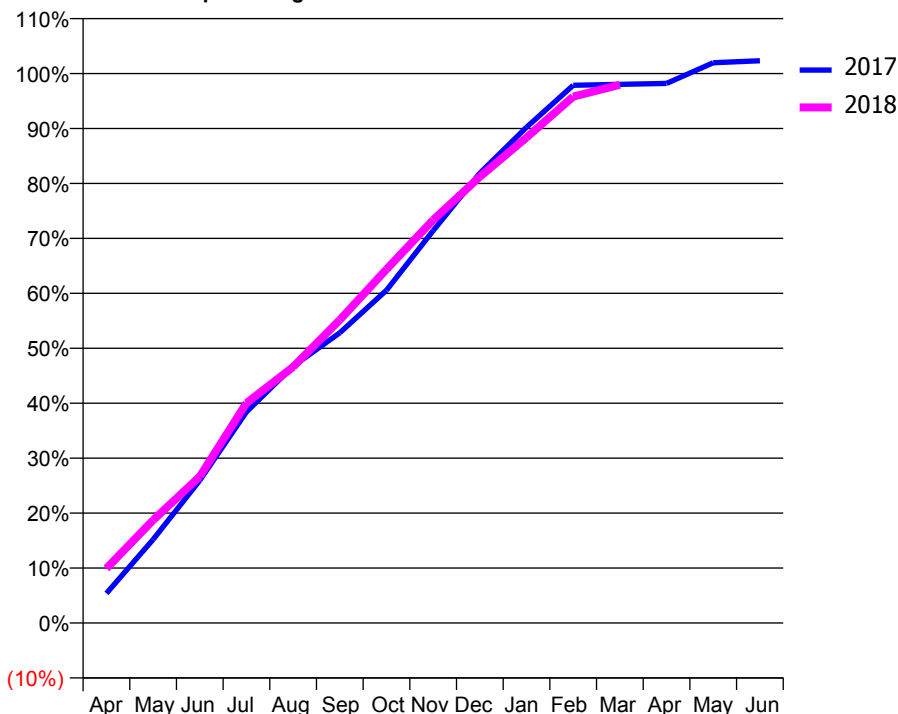
ACCESS*

Patients seen in 24 months	Total	Change since previous quarter
Quarter ending March 2017	5,114	
Quarter ending June 2017	5,172	→
Quarter ending September 2017	5,064	↓
Quarter ending December 2017	5,025	→
Quarter ending March 2018	4,881	↓
Variance since March 2017	(4.6%)	↓



ACTIVITY

Cumulative percentage of contracted UDA delivered 2017 & 2018



Month	Adjusted Scheduled Activity (UDA)	
	2017	2018
April	695	1,277
May	1,954	2,407
June	3,336	3,426
July	4,939	5,145
August	6,006	5,992
September	6,789	7,092
October	7,784	8,273
November	9,180	9,428
December	10,522	10,438
January	11,594	11,354
February	12,580	12,313
March	12,601	12,590
April	12,621	
May	13,105	
June	13,151	

QUALITY

	Quantity	Base Number	Contract	AT	Region	England
% of FP17s for the same patient ID Re-attending within 3 months - Children	176	1,859	9.5%	10.5%	11.5%	11.9%
% of FP17s for the same patient ID Re-attending within 3 months - Adults	793	4,306	18.4%	16.1%	16.8%	16.0%
% of FP17s for the same patient ID Re-attending between 3 & 9 months - Children	871	1,859	46.9%	43.4%	47.7%	58.3%
% of FP17s for the same patient ID Re-attending between 3 & 9 months - Adults	1,970	4,306	45.8%	35.8%	38.2%	50.3%
% of FP17s for Band 1 Urgent Courses	509	5,858	8.7%	10.9%	10.6%	9.1%
% of FP17s Relating to Free Repair or Replacements	237	5,858	4.0%	0.5%	0.6%	0.8%
% of FP17s Relating to Continuations	91	5,858	1.6%	0.7%	0.8%	1.0%
% of Patients satisfied with the dentistry they have received	6	7	N/A	89.7%	89.3%	91.5%
% of Patients satisfied with the time they had to wait for an appointment	4	7	N/A	82.7%	84.4%	87.9%

* This is based on patients treated on this contract for their most recent course of treatment. Figures in italics indicate the base number of FP17s or Patient Questionnaire responses are less than 100. N/A is shown where the base number of responses is less than 10 during the period. % is calculated as Quantity/Base number*100

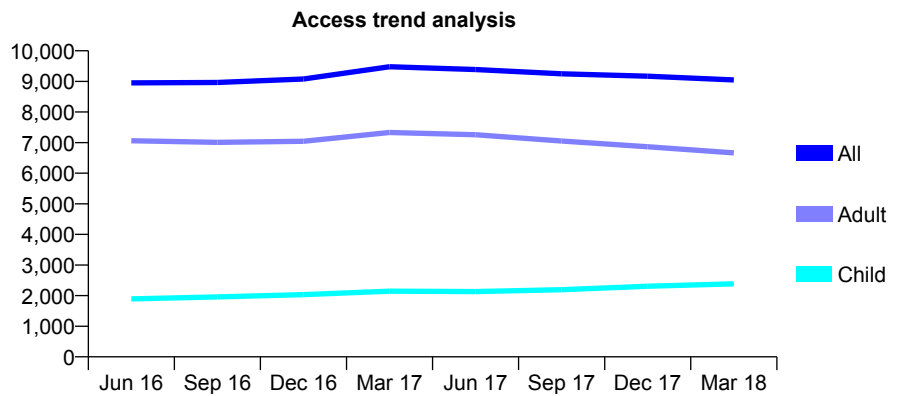
Q61 - Vital Signs At a Glance Contract Report for 85510/0001 - March 2018

Name or company name	MR MR MANBAJOOD
Contract type name	GDS Contract
Purpose of contract	General
Contract start date	01/04/2006
Contract end date	

17/18 Contracted general activity (UDA)	23,411
Carry forward general activity (UDA)	-487
17/18 Contracted orthodontic activity (UOA)	0
Carry forward orthodontic activity (UOA)	0
Baseline contract value	£764,255.55

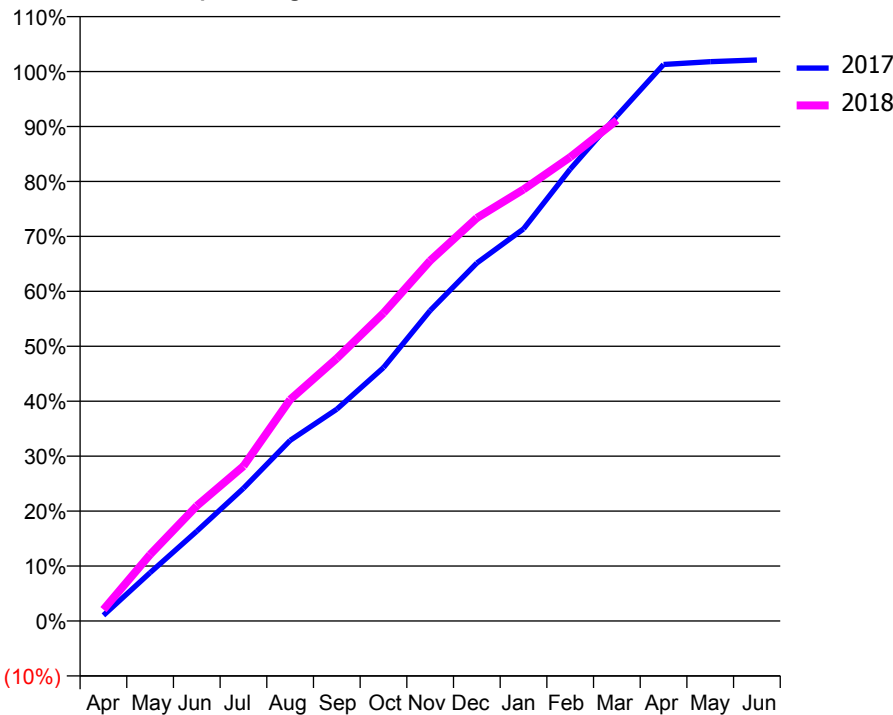
ACCESS*

Patients seen in 24 months	Total	Change since previous quarter
Quarter ending March 2017	9,479	
Quarter ending June 2017	9,388	→
Quarter ending September 2017	9,247	↓
Quarter ending December 2017	9,169	→
Quarter ending March 2018	9,049	↓
Variance since March 2017	(4.5%)	↓



ACTIVITY

Cumulative percentage of contracted UDA delivered 2017 & 2018



Month	Adjusted Scheduled Activity (UDA)	
	2017	2018
April	249	487
May	2,145	2,833
June	3,981	4,908
July	5,884	6,600
August	8,006	9,436
September	9,391	11,189
October	11,237	13,120
November	13,765	15,355
December	15,868	17,169
January	17,380	18,390
February	20,029	19,759
March	22,390	21,334
April	24,674	
May	24,794	
June	24,873	

QUALITY

	Quantity	Base Number	Contract	AT	Region	England
% of FP17s for the same patient ID Re-attending within 3 months - Children	145	2,391	6.1%	10.5%	11.5%	11.9%
% of FP17s for the same patient ID Re-attending within 3 months - Adults	771	5,399	14.3%	16.1%	16.8%	16.0%
% of FP17s for the same patient ID Re-attending between 3 & 9 months - Children	628	2,391	26.3%	43.4%	47.7%	58.3%
% of FP17s for the same patient ID Re-attending between 3 & 9 months - Adults	1,085	5,399	20.1%	35.8%	38.2%	50.3%
% of FP17s for Band 1 Urgent Courses	901	6,846	13.2%	10.9%	10.6%	9.1%
% of FP17s Relating to Free Repair or Replacements	8	6,846	0.1%	0.5%	0.6%	0.8%
% of FP17s Relating to Continuations	16	6,846	0.2%	0.7%	0.8%	1.0%
% of Patients satisfied with the dentistry they have received	2	2	N/A	89.7%	89.3%	91.5%
% of Patients satisfied with the time they had to wait for an appointment	2	2	N/A	82.7%	84.4%	87.9%

* This is based on patients treated on this contract for their most recent course of treatment. Figures in italics indicate the base number of FP17s or Patient Questionnaire responses are less than 100. N/A is shown where the base number of responses is less than 10 during the period. % is calculated as Quantity/Base number*100

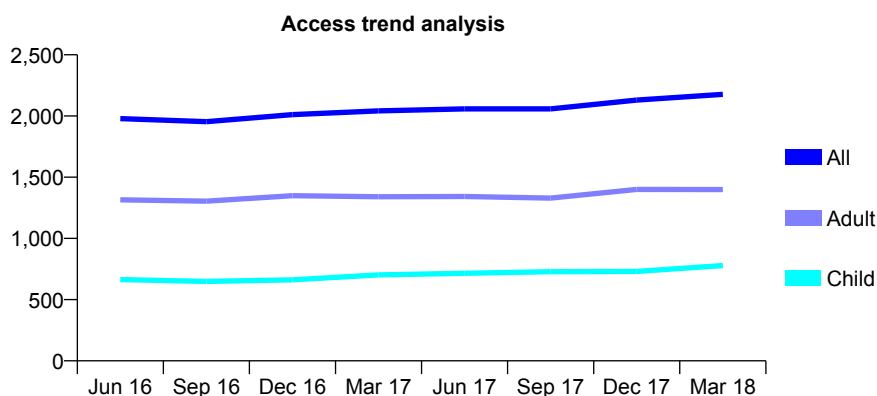
Q61 - Vital Signs At a Glance Contract Report for 857319/0001 - March 2018

Name or company name	MR A SHAMOSSON
Contract type name	GDS Contract
Purpose of contract	General
Contract start date	01/12/2008
Contract end date	

17/18 Contracted general activity (UDA)	6,675
Carry forward general activity (UDA)	71
17/18 Contracted orthodontic activity (UOA)	0
Carry forward orthodontic activity (UOA)	0
Baseline contract value	£187,096.69

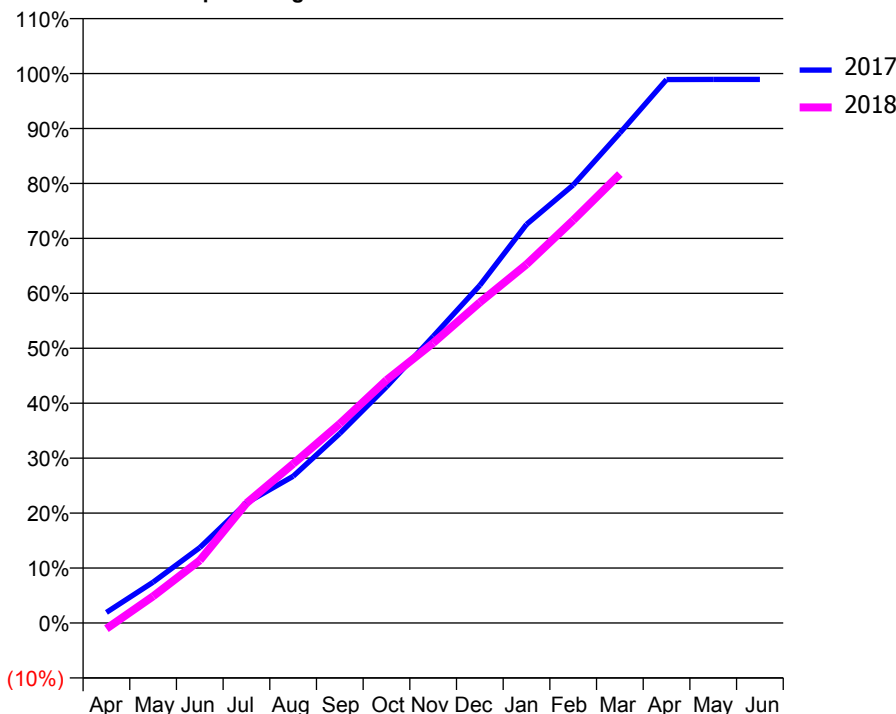
ACCESS*

Patients seen in 24 months	Total	Change since previous quarter
Quarter ending March 2017	2,042	
Quarter ending June 2017	2,058	→
Quarter ending September 2017	2,058	→
Quarter ending December 2017	2,130	↑
Quarter ending March 2018	2,177	↑
Variance since March 2017	6.6%	↑



ACTIVITY

Cumulative percentage of contracted UDA delivered 2017 & 2018



Month	Adjusted Scheduled Activity (UDA)	
	2017	2018
April	129	-71
May	496	325
June	917	761
July	1,459	1,455
August	1,783	1,934
September	2,302	2,421
October	2,869	2,950
November	3,481	3,402
December	4,101	3,895
January	4,842	4,357
February	5,321	4,893
March	5,952	5,453
April	6,601	
May	6,604	
June	6,604	

QUALITY

	Quantity	Base Number	Contract	AT	Region	England
% of FP17s for the same patient ID Re-attending within 3 months - Children	39	731	5.3%	10.5%	11.5%	11.9%
% of FP17s for the same patient ID Re-attending within 3 months - Adults	132	1,384	9.5%	16.1%	16.8%	16.0%
% of FP17s for the same patient ID Re-attending between 3 & 9 months - Children	239	731	32.7%	43.4%	47.7%	58.3%
% of FP17s for the same patient ID Re-attending between 3 & 9 months - Adults	498	1,384	36.0%	35.8%	38.2%	50.3%
% of FP17s for Band 1 Urgent Courses	29	1,945	1.5%	10.9%	10.6%	9.1%
% of FP17s Relating to Free Repair or Replacements	0	1,945	0.0%	0.5%	0.6%	0.8%
% of FP17s Relating to Continuations	0	1,945	0.0%	0.7%	0.8%	1.0%
% of Patients satisfied with the dentistry they have received	1	1	N/A	89.7%	89.3%	91.5%
% of Patients satisfied with the time they had to wait for an appointment	1	1	N/A	82.7%	84.4%	87.9%

* This is based on patients treated on this contract for their most recent course of treatment. Figures in italics indicate the base number of FP17s or Patient Questionnaire responses are less than 100. N/A is shown where the base number of responses is less than 10 during the period. % is calculated as Quantity/Base number*100

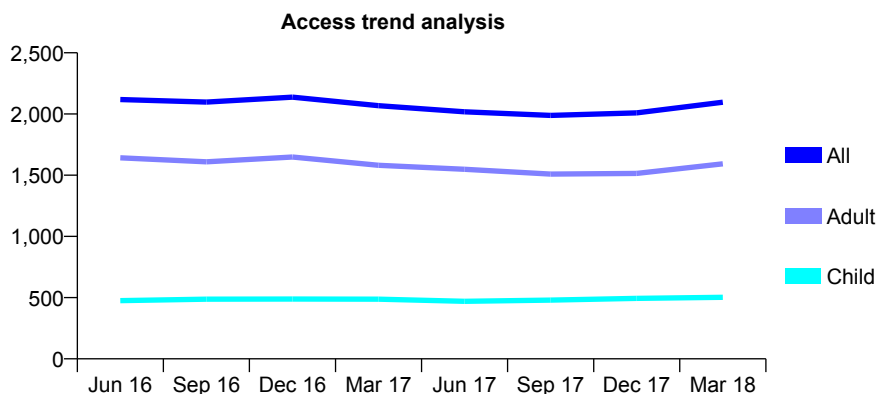
Q61 - Vital Signs At a Glance Contract Report for 859605/0001 - March 2018

Name or company name	MRS S MEHTA
Contract type name	GDS Contract
Purpose of contract	General
Contract start date	28/01/2008
Contract end date	

17/18 Contracted general activity (UDA)	3,854
Carry forward general activity (UDA)	-40
17/18 Contracted orthodontic activity (UOA)	0
Carry forward orthodontic activity (UOA)	0
Baseline contract value	£105,733.82

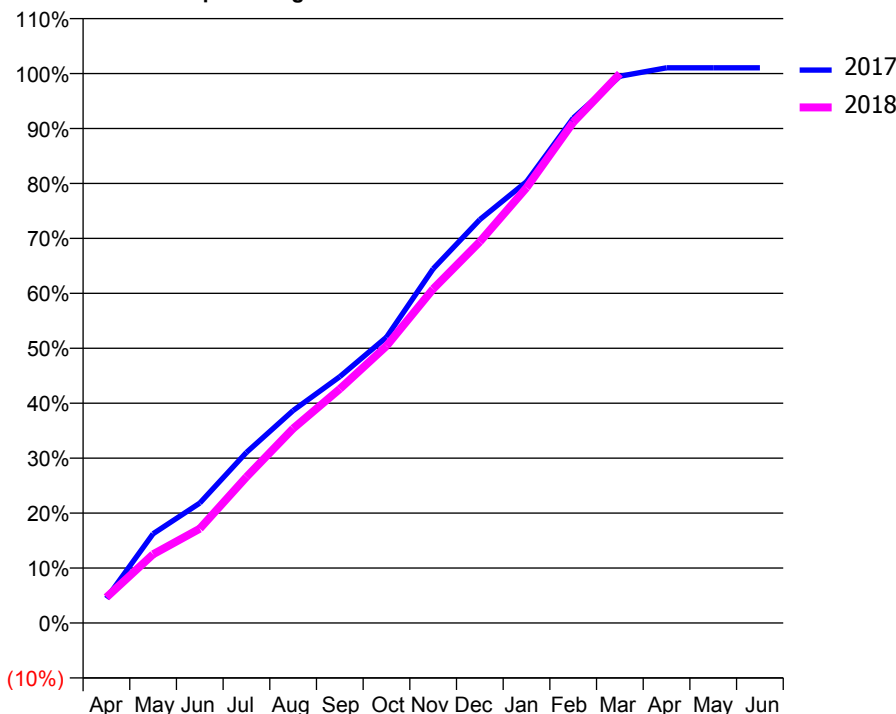
ACCESS*

Patients seen in 24 months	Total	Change since previous quarter
Quarter ending March 2017	2,068	
Quarter ending June 2017	2,018	↓
Quarter ending September 2017	1,989	↓
Quarter ending December 2017	2,009	→
Quarter ending March 2018	2,096	↑
Variance since March 2017	1.4%	→



ACTIVITY

Cumulative percentage of contracted UDA delivered 2017 & 2018



Month	Adjusted Scheduled Activity (UDA)	
	2017	2018
April	173	180
May	626	482
June	841	662
July	1,196	1,024
August	1,490	1,364
September	1,728	1,642
October	2,004	1,943
November	2,485	2,343
December	2,830	2,675
January	3,095	3,053
February	3,542	3,512
March	3,835	3,853
April	3,894	
May	3,894	
June	3,894	

QUALITY

	Quantity	Base Number	Contract	AT	Region	England
% of FP17s for the same patient ID Re-attending within 3 months - Children	60	582	10.3%	10.5%	11.5%	11.9%
% of FP17s for the same patient ID Re-attending within 3 months - Adults	121	1,428	8.5%	16.1%	16.8%	16.0%
% of FP17s for the same patient ID Re-attending between 3 & 9 months - Children	248	582	42.6%	43.4%	47.7%	58.3%
% of FP17s for the same patient ID Re-attending between 3 & 9 months - Adults	351	1,428	24.6%	35.8%	38.2%	50.3%
% of FP17s for Band 1 Urgent Courses	225	1,963	11.5%	10.9%	10.6%	9.1%
% of FP17s Relating to Free Repair or Replacements	0	1,963	0.0%	0.5%	0.6%	0.8%
% of FP17s Relating to Continuations	22	1,963	1.1%	0.7%	0.8%	1.0%
% of Patients satisfied with the dentistry they have received	1	1	N/A	89.7%	89.3%	91.5%
% of Patients satisfied with the time they had to wait for an appointment	1	1	N/A	82.7%	84.4%	87.9%

* This is based on patients treated on this contract for their most recent course of treatment. Figures in italics indicate the base number of FP17s or Patient Questionnaire responses are less than 100. N/A is shown where the base number of responses is less than 10 during the period. % is calculated as Quantity/Base number*100

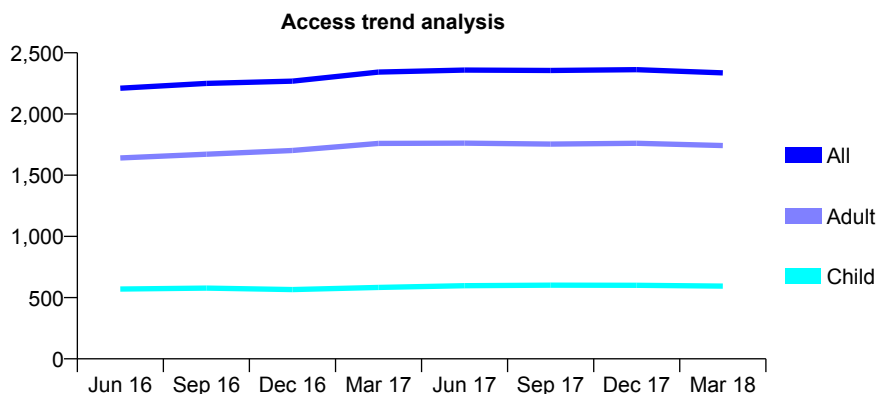
Q61 - Vital Signs At a Glance Contract Report for 869546/0002 - March 2018

Name or company name	MR A ULLAH
Contract type name	GDS Contract
Purpose of contract	General
Contract start date	01/11/2011
Contract end date	

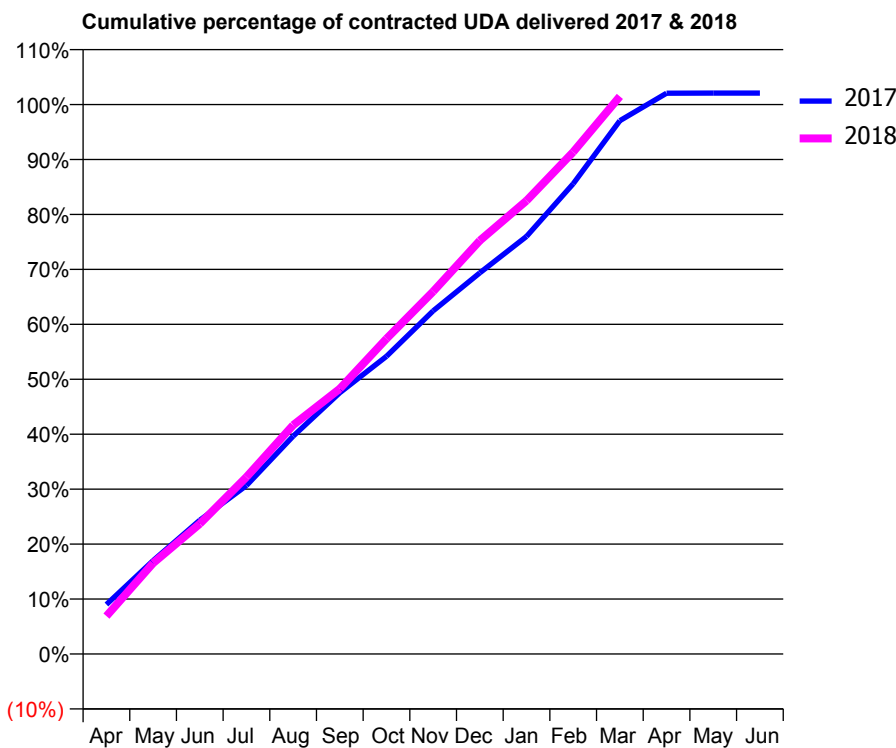
17/18 Contracted general activity (UDA)	6,060
Carry forward general activity (UDA)	-121
17/18 Contracted orthodontic activity (UOA)	0
Carry forward orthodontic activity (UOA)	0
Baseline contract value	£190,881.85

ACCESS*

Patients seen in 24 months	Total	Change since previous quarter
Quarter ending March 2017	2,343	
Quarter ending June 2017	2,359	→
Quarter ending September 2017	2,356	→
Quarter ending December 2017	2,362	→
Quarter ending March 2018	2,336	↓
Variance since March 2017	(0.3%)	→



ACTIVITY



Month	Adjusted Scheduled Activity (UDA)	
	2017	2018
April	547	418
May	1,031	1,002
June	1,476	1,437
July	1,858	1,952
August	2,402	2,525
September	2,882	2,926
October	3,283	3,477
November	3,784	3,998
December	4,204	4,560
January	4,605	4,999
February	5,186	5,536
March	5,882	6,149
April	6,185	
May	6,186	
June	6,186	

QUALITY

	Quantity	Base Number	Contract	AT	Region	England
% of FP17s for the same patient ID Re-attending within 3 months - Children	44	678	6.5%	10.5%	11.5%	11.9%
% of FP17s for the same patient ID Re-attending within 3 months - Adults	224	1,739	12.9%	16.1%	16.8%	16.0%
% of FP17s for the same patient ID Re-attending between 3 & 9 months - Children	206	678	30.4%	43.4%	47.7%	58.3%
% of FP17s for the same patient ID Re-attending between 3 & 9 months - Adults	527	1,739	30.3%	35.8%	38.2%	50.3%
% of FP17s for Band 1 Urgent Courses	351	2,350	14.9%	10.9%	10.6%	9.1%
% of FP17s Relating to Free Repair or Replacements	50	2,350	2.1%	0.5%	0.6%	0.8%
% of FP17s Relating to Continuations	13	2,350	0.6%	0.7%	0.8%	1.0%
% of Patients satisfied with the dentistry they have received	0	0	N/A	89.7%	89.3%	91.5%
% of Patients satisfied with the time they had to wait for an appointment	0	0	N/A	82.7%	84.4%	87.9%

* This is based on patients treated on this contract for their most recent course of treatment. Figures in italics indicate the base number of FP17s or Patient Questionnaire responses are less than 100. N/A is shown where the base number of responses is less than 10 during the period. % is calculated as Quantity/Base number*100

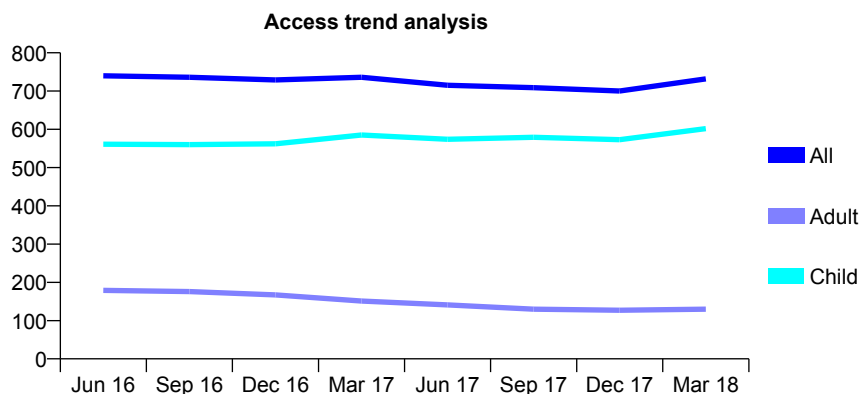
Q61 - Vital Signs At a Glance Contract Report for 881937/0001 - March 2018

Name or company name	MR A ADAMS
Contract type name	GDS Contract
Purpose of contract	General
Contract start date	01/04/2006
Contract end date	

17/18 Contracted general activity (UDA)	1,400
Carry forward general activity (UDA)	0
17/18 Contracted orthodontic activity (UOA)	0
Carry forward orthodontic activity (UOA)	0
Baseline contract value	£32,514.41

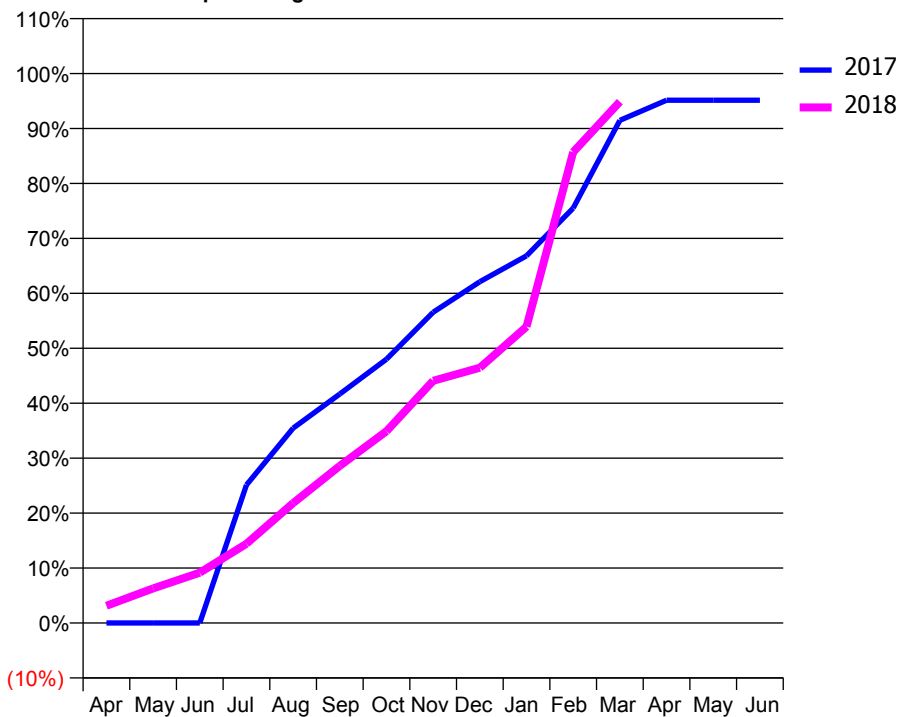
ACCESS*

Patients seen in 24 months	Total	Change since previous quarter
Quarter ending March 2017	736	
Quarter ending June 2017	715	↓
Quarter ending September 2017	709	→
Quarter ending December 2017	700	↓
Quarter ending March 2018	732	↑
Variance since March 2017	(0.5%)	→



ACTIVITY

Cumulative percentage of contracted UDA delivered 2017 & 2018



Month	Adjusted Scheduled Activity (UDA)	
	2017	2018
April	0	44
May	0	88
June	0	128
July	352	202
August	496	306
September	584	400
October	672	489
November	792	617
December	869	650
January	936	755
February	1,057	1,200
March	1,281	1,328
April	1,332	
May	1,332	
June	1,332	

QUALITY

	Quantity	Base Number	Contract	AT	Region	England
% of FP17s for the same patient ID Re-attending within 3 months - Children	55	950	5.8%	10.5%	11.5%	11.9%
% of FP17s for the same patient ID Re-attending within 3 months - Adults	6	104	5.8%	16.1%	16.8%	16.0%
% of FP17s for the same patient ID Re-attending between 3 & 9 months - Children	591	950	62.2%	43.4%	47.7%	58.3%
% of FP17s for the same patient ID Re-attending between 3 & 9 months - Adults	45	104	43.3%	35.8%	38.2%	50.3%
% of FP17s for Band 1 Urgent Courses	36	975	3.7%	10.9%	10.6%	9.1%
% of FP17s Relating to Free Repair or Replacements	1	975	0.1%	0.5%	0.6%	0.8%
% of FP17s Relating to Continuations	0	975	0.0%	0.7%	0.8%	1.0%
% of Patients satisfied with the dentistry they have received	0	0	N/A	89.7%	89.3%	91.5%
% of Patients satisfied with the time they had to wait for an appointment	0	0	N/A	82.7%	84.4%	87.9%

* This is based on patients treated on this contract for their most recent course of treatment. Figures in italics indicate the base number of FP17s or Patient Questionnaire responses are less than 100. N/A is shown where the base number of responses is less than 10 during the period. % is calculated as Quantity/Base number*100

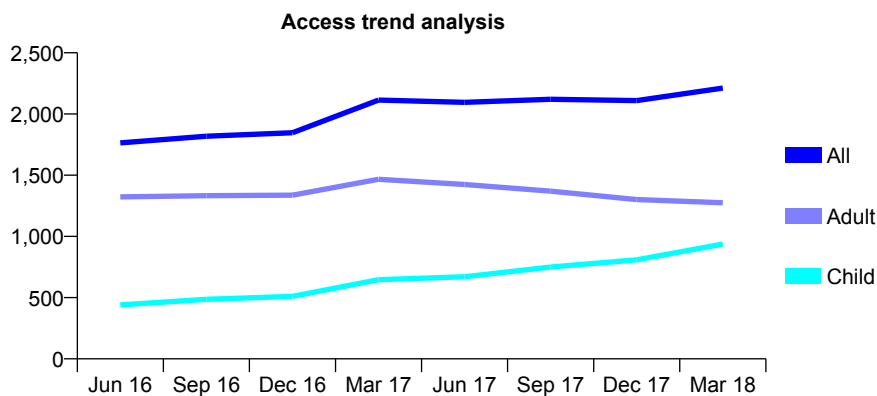
Q61 - Vital Signs At a Glance Contract Report for 894206/0001 - March 2018

Name or company name	MRS SC ROY
Contract type name	GDS Contract
Purpose of contract	General
Contract start date	01/07/2013
Contract end date	

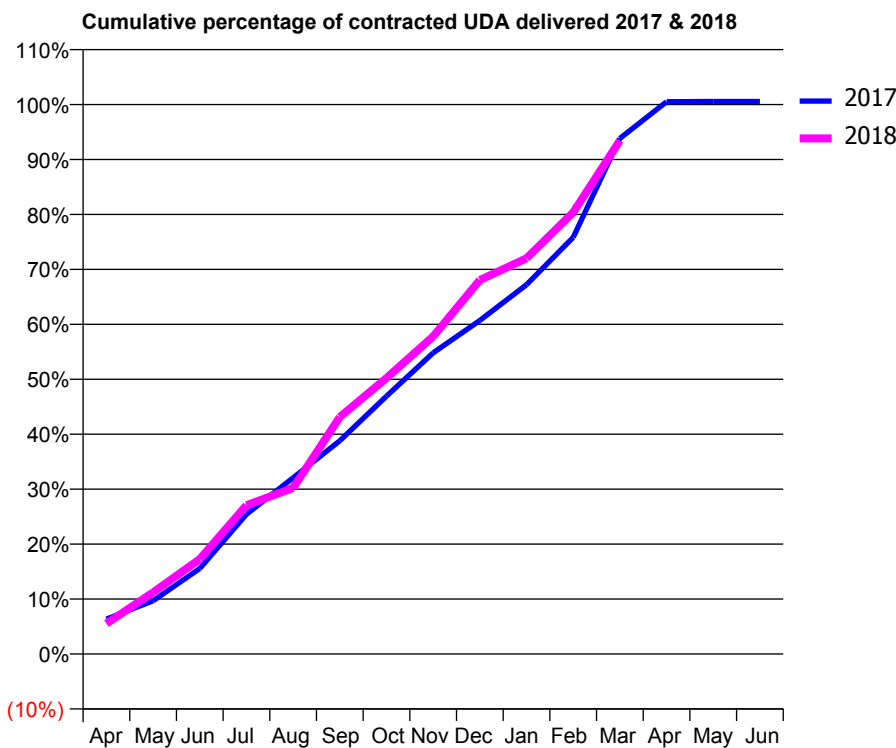
17/18 Contracted general activity (UDA)	4,858
Carry forward general activity (UDA)	-27
17/18 Contracted orthodontic activity (UOA)	0
Carry forward orthodontic activity (UOA)	0
Baseline contract value	£169,926.07

ACCESS*

Patients seen in 24 months	Total	Change since previous quarter
Quarter ending March 2017	2,114	
Quarter ending June 2017	2,095	→
Quarter ending September 2017	2,120	→
Quarter ending December 2017	2,110	→
Quarter ending March 2018	2,212	↑
Variance since March 2017	4.6%	↑



ACTIVITY



Month	Adjusted Scheduled Activity (UDA)	
	2017	2018
April	308	270
May	471	545
June	756	838
July	1,237	1,316
August	1,557	1,469
September	1,885	2,095
October	2,280	2,440
November	2,663	2,808
December	2,949	3,306
January	3,265	3,499
February	3,684	3,904
March	4,558	4,540
April	4,882	
May	4,885	
June	4,885	

QUALITY

	Quantity	Base Number	Contract	AT	Region	England
% of FP17s for the same patient ID Re-attending within 3 months - Children	47	959	4.9%	10.5%	11.5%	11.9%
% of FP17s for the same patient ID Re-attending within 3 months - Adults	152	1,100	13.8%	16.1%	16.8%	16.0%
% of FP17s for the same patient ID Re-attending between 3 & 9 months - Children	265	959	27.6%	43.4%	47.7%	58.3%
% of FP17s for the same patient ID Re-attending between 3 & 9 months - Adults	319	1,100	29.0%	35.8%	38.2%	50.3%
% of FP17s for Band 1 Urgent Courses	254	1,940	13.1%	10.9%	10.6%	9.1%
% of FP17s Relating to Free Repair or Replacements	1	1,940	0.1%	0.5%	0.6%	0.8%
% of FP17s Relating to Continuations	2	1,940	0.1%	0.7%	0.8%	1.0%
% of Patients satisfied with the dentistry they have received	0	1	N/A	89.7%	89.3%	91.5%
% of Patients satisfied with the time they had to wait for an appointment	1	1	N/A	82.7%	84.4%	87.9%

* This is based on patients treated on this contract for their most recent course of treatment. Figures in italics indicate the base number of FP17s or Patient Questionnaire responses are less than 100. N/A is shown where the base number of responses is less than 10 during the period. % is calculated as Quantity/Base number*100

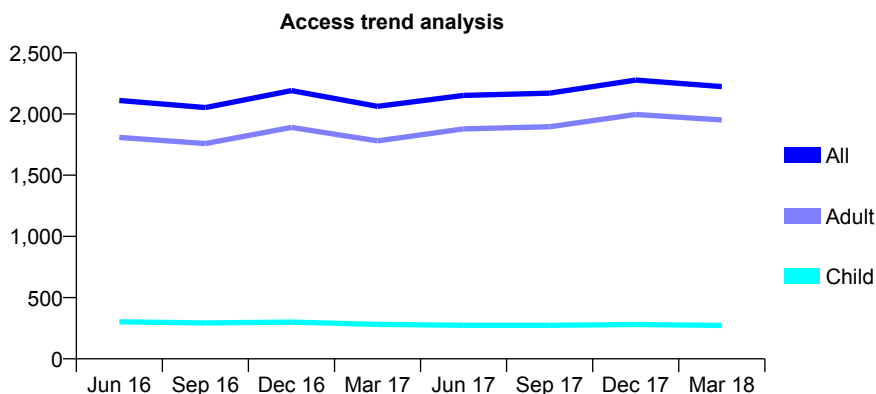
Q61 - Vital Signs At a Glance Contract Report for 904562/0001 - March 2018

Name or company name	R Patel and Partners
Contract type name	GDS Contract
Purpose of contract	General
Contract start date	01/04/2006
Contract end date	

17/18 Contracted general activity (UDA)	7,614
Carry forward general activity (UDA)	-152
17/18 Contracted orthodontic activity (UOA)	0
Carry forward orthodontic activity (UOA)	0
Baseline contract value	£357,227.85

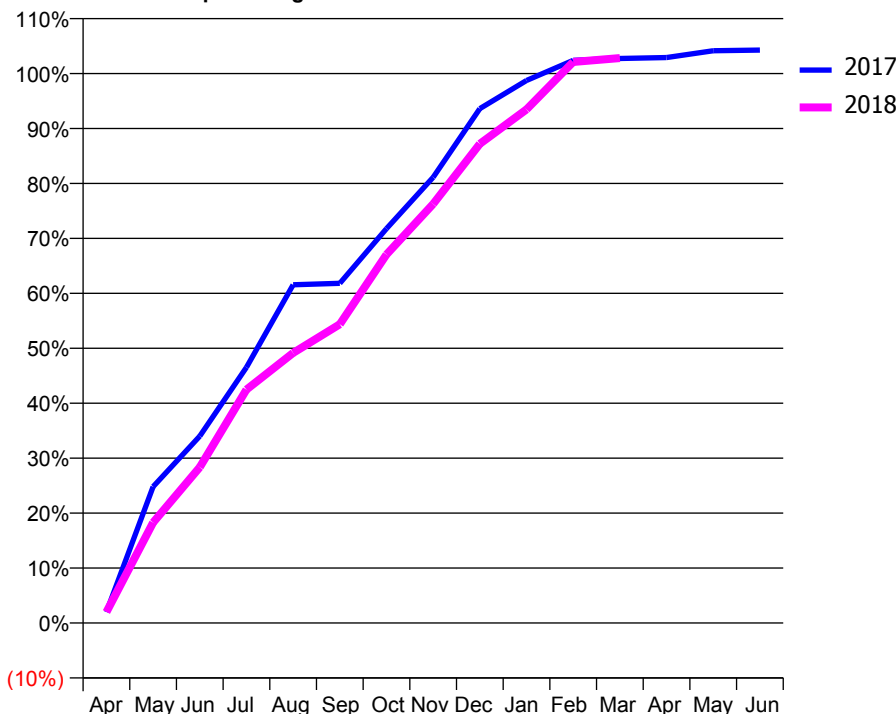
ACCESS*

Patients seen in 24 months	Total	Change since previous quarter
Quarter ending March 2017	2,063	
Quarter ending June 2017	2,152	↑
Quarter ending September 2017	2,170	→
Quarter ending December 2017	2,277	↑
Quarter ending March 2018	2,224	↓
Variance since March 2017	7.8%	↑



ACTIVITY

Cumulative percentage of contracted UDA delivered 2017 & 2018



Month	Adjusted Scheduled Activity (UDA)	
	2017	2018
April	152	152
May	1,889	1,392
June	2,590	2,158
July	3,543	3,235
August	4,686	3,742
September	4,707	4,141
October	5,464	5,105
November	6,175	5,807
December	7,127	6,639
January	7,518	7,117
February	7,797	7,774
March	7,822	7,828
April	7,836	
May	7,929	
June	7,938	

QUALITY

	Quantity	Base Number	Contract	AT	Region	England
% of FP17s for the same patient ID Re-attending within 3 months - Children	10	262	3.8%	10.5%	11.5%	11.9%
% of FP17s for the same patient ID Re-attending within 3 months - Adults	252	2,163	11.7%	16.1%	16.8%	16.0%
% of FP17s for the same patient ID Re-attending between 3 & 9 months - Children	57	262	21.8%	43.4%	47.7%	58.3%
% of FP17s for the same patient ID Re-attending between 3 & 9 months - Adults	673	2,163	31.1%	35.8%	38.2%	50.3%
% of FP17s for Band 1 Urgent Courses	109	2,384	4.6%	10.9%	10.6%	9.1%
% of FP17s Relating to Free Repair or Replacements	2	2,384	0.1%	0.5%	0.6%	0.8%
% of FP17s Relating to Continuations	0	2,384	0.0%	0.7%	0.8%	1.0%
% of Patients satisfied with the dentistry they have received	1	1	N/A	89.7%	89.3%	91.5%
% of Patients satisfied with the time they had to wait for an appointment	1	1	N/A	82.7%	84.4%	87.9%

* This is based on patients treated on this contract for their most recent course of treatment. Figures in italics indicate the base number of FP17s or Patient Questionnaire responses are less than 100. N/A is shown where the base number of responses is less than 10 during the period. % is calculated as Quantity/Base number*100

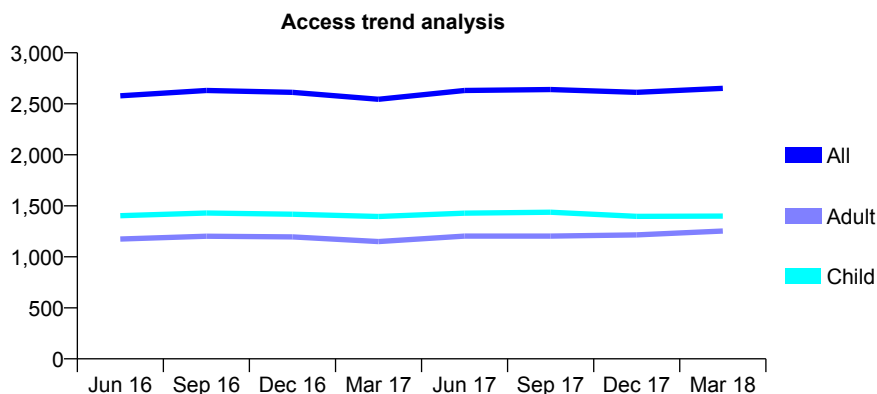
Q61 - Vital Signs At a Glance Contract Report for 905348/0003 - March 2018

Name or company name	MR HJ KANDLER
Contract type name	GDS Contract
Purpose of contract	General
Contract start date	01/04/2006
Contract end date	

17/18 Contracted general activity (UDA)	5,023
Carry forward general activity (UDA)	-100
17/18 Contracted orthodontic activity (UOA)	0
Carry forward orthodontic activity (UOA)	0
Baseline contract value	£120,523.86

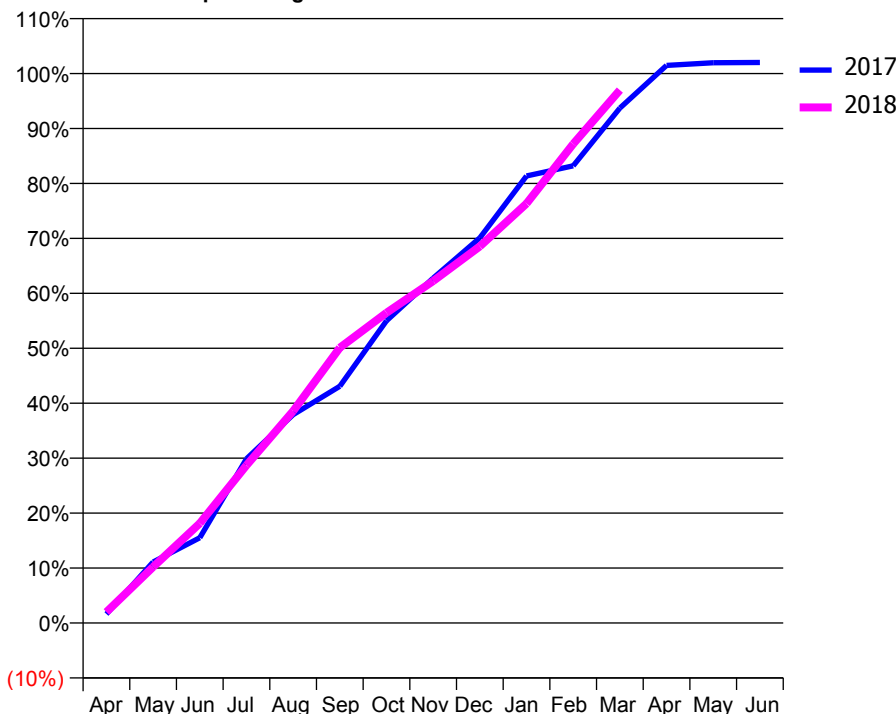
ACCESS*

Patients seen in 24 months	Total	Change since previous quarter
Quarter ending March 2017	2,545	
Quarter ending June 2017	2,631	↑
Quarter ending September 2017	2,640	→
Quarter ending December 2017	2,612	↓
Quarter ending March 2018	2,652	→
Variance since March 2017	4.2%	↑



ACTIVITY

Cumulative percentage of contracted UDA delivered 2017 & 2018



Adjusted Scheduled Activity (UDA)

Month	2017	2018
April	83	100
May	558	513
June	779	911
July	1,501	1,442
August	1,904	1,938
September	2,164	2,517
October	2,763	2,836
November	3,153	3,126
December	3,521	3,443
January	4,086	3,834
February	4,180	4,379
March	4,706	4,871
April	5,097	
May	5,121	
June	5,124	

QUALITY

	Quantity	Base Number	Contract	AT	Region	England
% of FP17s for the same patient ID Re-attending within 3 months - Children	80	1,555	5.1%	10.5%	11.5%	11.9%
% of FP17s for the same patient ID Re-attending within 3 months - Adults	197	1,278	15.4%	16.1%	16.8%	16.0%
% of FP17s for the same patient ID Re-attending between 3 & 9 months - Children	702	1,555	45.1%	43.4%	47.7%	58.3%
% of FP17s for the same patient ID Re-attending between 3 & 9 months - Adults	369	1,278	28.9%	35.8%	38.2%	50.3%
% of FP17s for Band 1 Urgent Courses	313	2,560	12.2%	10.9%	10.6%	9.1%
% of FP17s Relating to Free Repair or Replacements	15	2,560	0.6%	0.5%	0.6%	0.8%
% of FP17s Relating to Continuations	6	2,560	0.2%	0.7%	0.8%	1.0%
% of Patients satisfied with the dentistry they have received	2	2	N/A	89.7%	89.3%	91.5%
% of Patients satisfied with the time they had to wait for an appointment	2	2	N/A	82.7%	84.4%	87.9%

* This is based on patients treated on this contract for their most recent course of treatment. Figures in italics indicate the base number of FP17s or Patient Questionnaire responses are less than 100. N/A is shown where the base number of responses is less than 10 during the period. % is calculated as Quantity/Base number*100

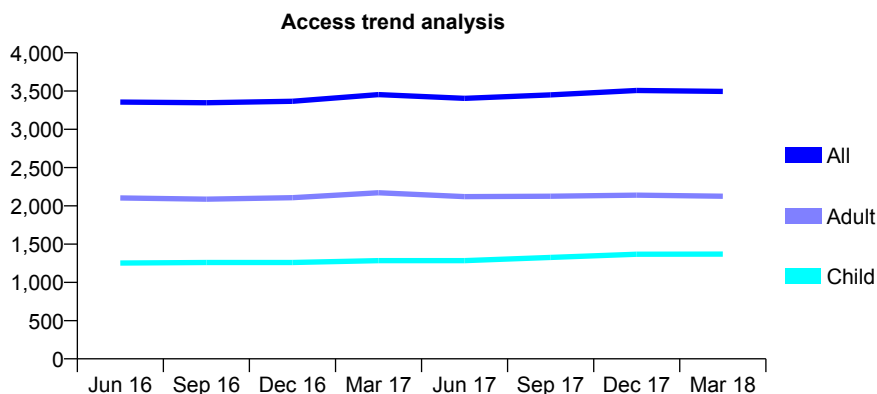
Q61 - Vital Signs At a Glance Contract Report for 906107/0001 - March 2018

Name or company name	MR HF KAPADIA
Contract type name	GDS Contract
Purpose of contract	General
Contract start date	01/04/2006
Contract end date	

17/18 Contracted general activity (UDA)	8,012
Carry forward general activity (UDA)	-147
17/18 Contracted orthodontic activity (UOA)	0
Carry forward orthodontic activity (UOA)	0
Baseline contract value	£245,126.02

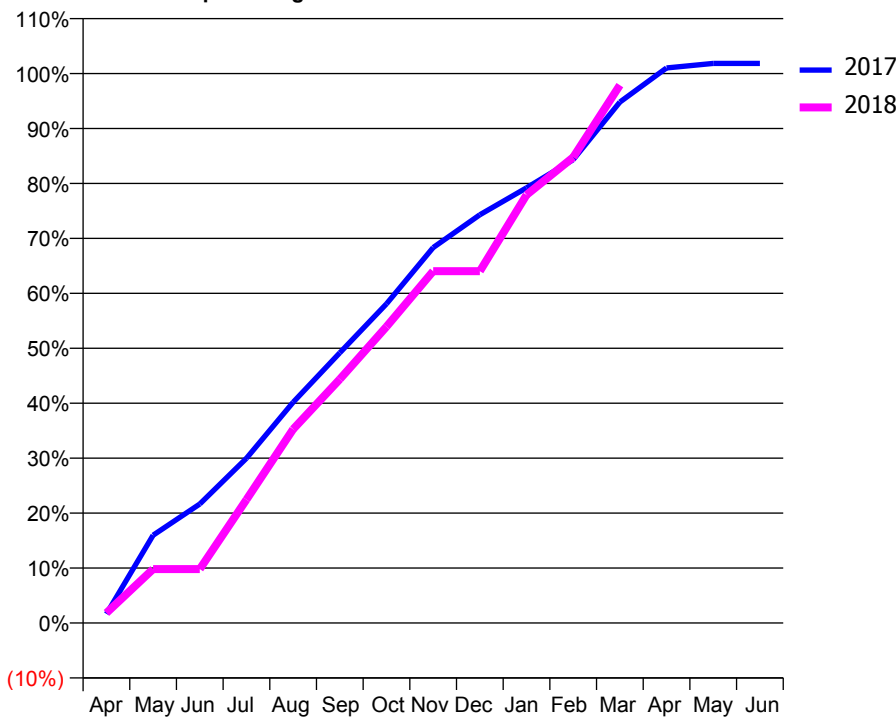
ACCESS*

Patients seen in 24 months	Total	Change since previous quarter
Quarter ending March 2017	3,454	
Quarter ending June 2017	3,404	↓
Quarter ending September 2017	3,450	→
Quarter ending December 2017	3,508	→
Quarter ending March 2018	3,495	→
Variance since March 2017	1.2%	→



ACTIVITY

Cumulative percentage of contracted UDA delivered 2017 & 2018



Month	Adjusted Scheduled Activity (UDA)	
	2017	2018
April	133	147
May	1,280	787
June	1,736	787
July	2,403	1,800
August	3,220	2,826
September	3,940	3,556
October	4,653	4,322
November	5,475	5,130
December	5,953	5,130
January	6,345	6,242
February	6,756	6,791
March	7,596	7,842
April	8,092	
May	8,159	
June	8,159	

QUALITY

	Quantity	Base Number	Contract	AT	Region	England
% of FP17s for the same patient ID Re-attending within 3 months - Children	55	1,670	3.3%	10.5%	11.5%	11.9%
% of FP17s for the same patient ID Re-attending within 3 months - Adults	230	2,157	10.7%	16.1%	16.8%	16.0%
% of FP17s for the same patient ID Re-attending between 3 & 9 months - Children	795	1,670	47.6%	43.4%	47.7%	58.3%
% of FP17s for the same patient ID Re-attending between 3 & 9 months - Adults	797	2,157	36.9%	35.8%	38.2%	50.3%
% of FP17s for Band 1 Urgent Courses	396	3,113	12.7%	10.9%	10.6%	9.1%
% of FP17s Relating to Free Repair or Replacements	0	3,113	0.0%	0.5%	0.6%	0.8%
% of FP17s Relating to Continuations	1	3,113	0.0%	0.7%	0.8%	1.0%
% of Patients satisfied with the dentistry they have received	5	6	N/A	89.7%	89.3%	91.5%
% of Patients satisfied with the time they had to wait for an appointment	5	6	N/A	82.7%	84.4%	87.9%

* This is based on patients treated on this contract for their most recent course of treatment. Figures in italics indicate the base number of FP17s or Patient Questionnaire responses are less than 100. N/A is shown where the base number of responses is less than 10 during the period. % is calculated as Quantity/Base number*100

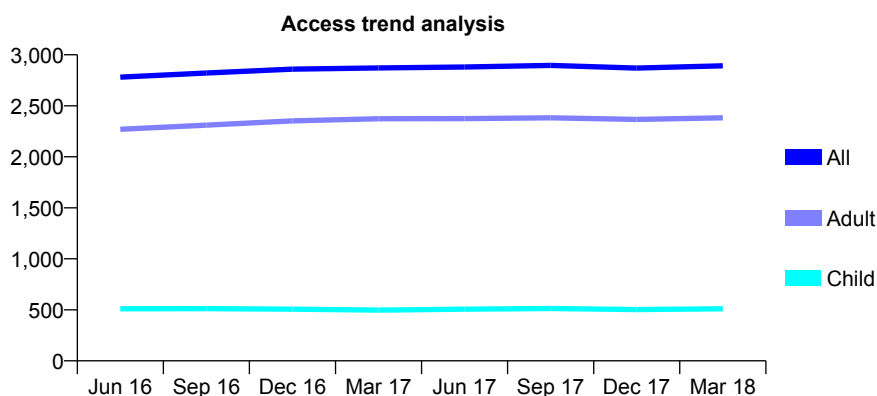
Q61 - Vital Signs At a Glance Contract Report for 906190/0001 - March 2018

Name or company name	MR BM ROSENBLUM
Contract type name	GDS Contract
Purpose of contract	General
Contract start date	01/04/2006
Contract end date	

17/18 Contracted general activity (UDA)	7,781
Carry forward general activity (UDA)	110
17/18 Contracted orthodontic activity (UOA)	0
Carry forward orthodontic activity (UOA)	0
Baseline contract value	£283,810.29

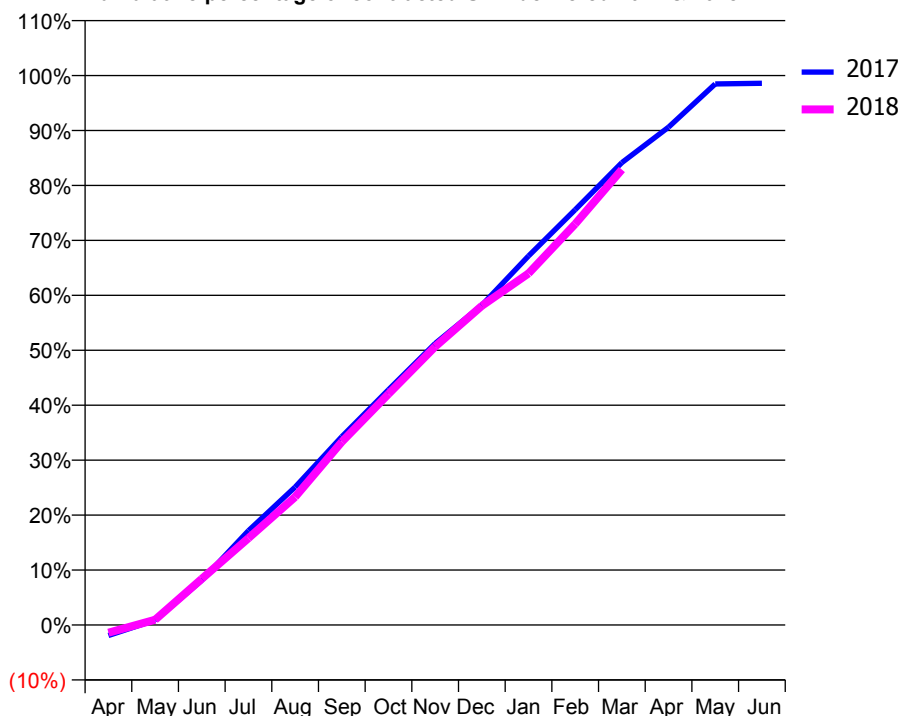
ACCESS*

Patients seen in 24 months	Total	Change since previous quarter
Quarter ending March 2017	2,871	
Quarter ending June 2017	2,881	→
Quarter ending September 2017	2,896	→
Quarter ending December 2017	2,870	→
Quarter ending March 2018	2,892	→
Variance since March 2017	0.7%	→



ACTIVITY

Cumulative percentage of contracted UDA delivered 2017 & 2018



Adjusted Scheduled Activity (UDA)

Month	2017	2018
April	-151	-110
May	69	75
June	634	655
July	1,335	1,231
August	1,954	1,813
September	2,668	2,594
October	3,332	3,272
November	3,987	3,941
December	4,529	4,519
January	5,225	4,979
February	5,881	5,678
March	6,547	6,450
April	7,050	
May	7,661	
June	7,671	

QUALITY

	Quantity	Base Number	Contract	AT	Region	England
% of FP17s for the same patient ID Re-attending within 3 months - Children	23	527	4.4%	10.5%	11.5%	11.9%
% of FP17s for the same patient ID Re-attending within 3 months - Adults	377	2,567	14.7%	16.1%	16.8%	16.0%
% of FP17s for the same patient ID Re-attending between 3 & 9 months - Children	109	527	20.7%	43.4%	47.7%	58.3%
% of FP17s for the same patient ID Re-attending between 3 & 9 months - Adults	656	2,567	25.6%	35.8%	38.2%	50.3%
% of FP17s for Band 1 Urgent Courses	109	2,671	4.1%	10.9%	10.6%	9.1%
% of FP17s Relating to Free Repair or Replacements	34	2,671	1.3%	0.5%	0.6%	0.8%
% of FP17s Relating to Continuations	151	2,671	5.7%	0.7%	0.8%	1.0%
% of Patients satisfied with the dentistry they have received	3	3	N/A	89.7%	89.3%	91.5%
% of Patients satisfied with the time they had to wait for an appointment	3	3	N/A	82.7%	84.4%	87.9%

* This is based on patients treated on this contract for their most recent course of treatment. Figures in italics indicate the base number of FP17s or Patient Questionnaire responses are less than 100. N/A is shown where the base number of responses is less than 10 during the period. % is calculated as Quantity/Base number*100

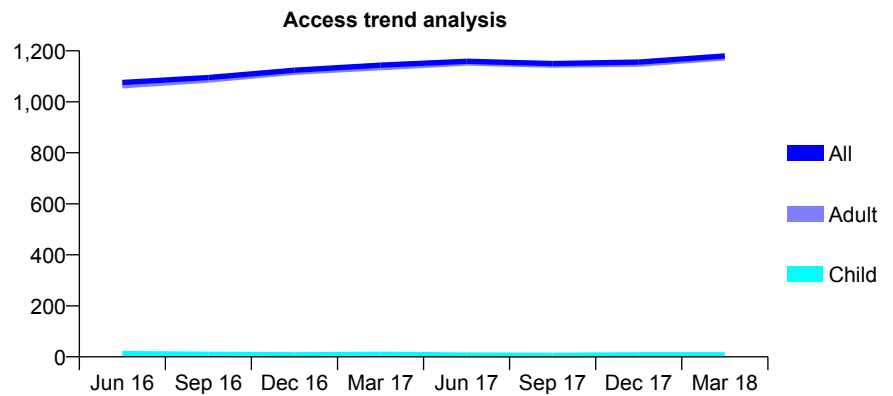
Q61 - Vital Signs At a Glance Contract Report for 906352/0001 - March 2018

Name or company name	MR HS REEL
Contract type name	GDS Contract
Purpose of contract	General
Contract start date	01/04/2006
Contract end date	

17/18 Contracted general activity (UDA)	5,297
Carry forward general activity (UDA)	-106
17/18 Contracted orthodontic activity (UOA)	0
Carry forward orthodontic activity (UOA)	0
Baseline contract value	£188,313.86

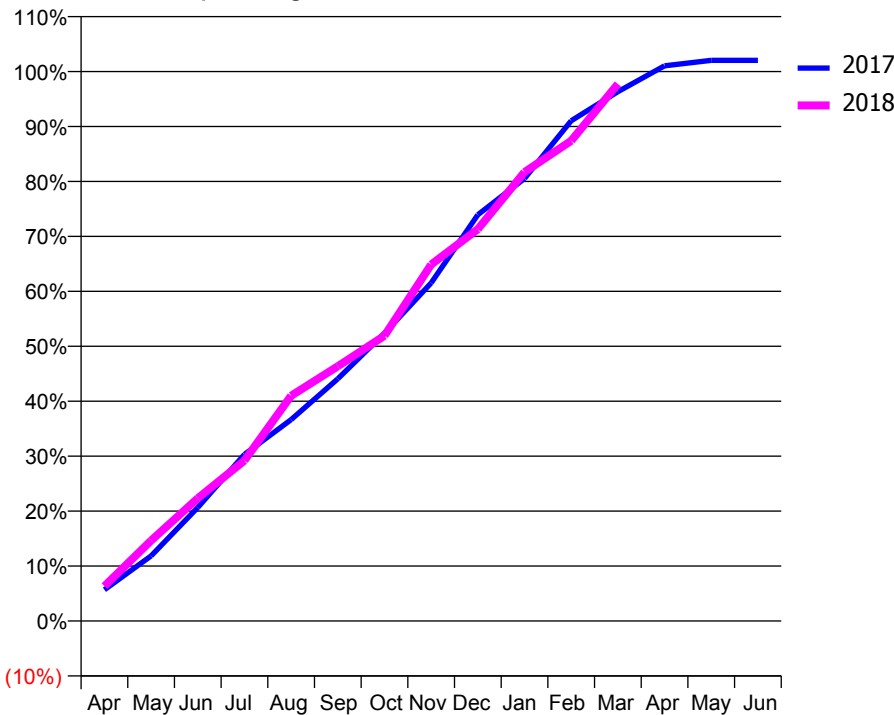
ACCESS*

Patients seen in 24 months	Total	Change since previous quarter
Quarter ending March 2017	1,144	
Quarter ending June 2017	1,159	→
Quarter ending September 2017	1,150	→
Quarter ending December 2017	1,156	→
Quarter ending March 2018	1,180	↑
Variance since March 2017	3.1%	↑



ACTIVITY

Cumulative percentage of contracted UDA delivered 2017 & 2018



Month	Adjusted Scheduled Activity (UDA)	
	2017	2018
April	302	336
May	628	775
June	1,095	1,183
July	1,607	1,547
August	1,941	2,172
September	2,334	2,456
October	2,775	2,750
November	3,259	3,436
December	3,916	3,777
January	4,266	4,327
February	4,822	4,630
March	5,102	5,177
April	5,352	
May	5,404	
June	5,405	

QUALITY

	Quantity	Base Number	Contract	AT	Region	England
% of FP17s for the same patient ID Re-attending within 3 months - Children	0	9	0.0%	10.5%	11.5%	11.9%
% of FP17s for the same patient ID Re-attending within 3 months - Adults	189	1,158	16.3%	16.1%	16.8%	16.0%
% of FP17s for the same patient ID Re-attending between 3 & 9 months - Children	0	9	0.0%	43.4%	47.7%	58.3%
% of FP17s for the same patient ID Re-attending between 3 & 9 months - Adults	258	1,158	22.3%	35.8%	38.2%	50.3%
% of FP17s for Band 1 Urgent Courses	184	1,068	17.2%	10.9%	10.6%	9.1%
% of FP17s Relating to Free Repair or Replacements	3	1,068	0.3%	0.5%	0.6%	0.8%
% of FP17s Relating to Continuations	9	1,068	0.8%	0.7%	0.8%	1.0%
% of Patients satisfied with the dentistry they have received	2	2	N/A	89.7%	89.3%	91.5%
% of Patients satisfied with the time they had to wait for an appointment	2	2	N/A	82.7%	84.4%	87.9%

* This is based on patients treated on this contract for their most recent course of treatment. Figures in italics indicate the base number of FP17s or Patient Questionnaire responses are less than 100. N/A is shown where the base number of responses is less than 10 during the period. % is calculated as Quantity/Base number*100

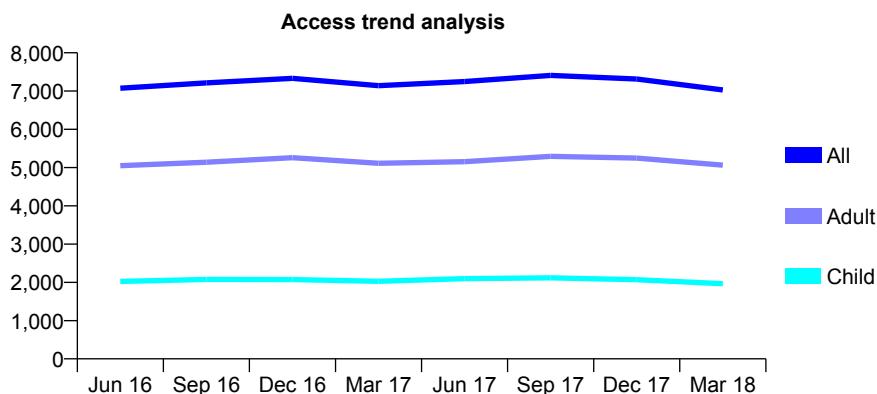
Q61 - Vital Signs At a Glance Contract Report for 907553/0001 - March 2018

Name or company name	MR AS SHAH
Contract type name	GDS Contract
Purpose of contract	General
Contract start date	01/04/2006
Contract end date	

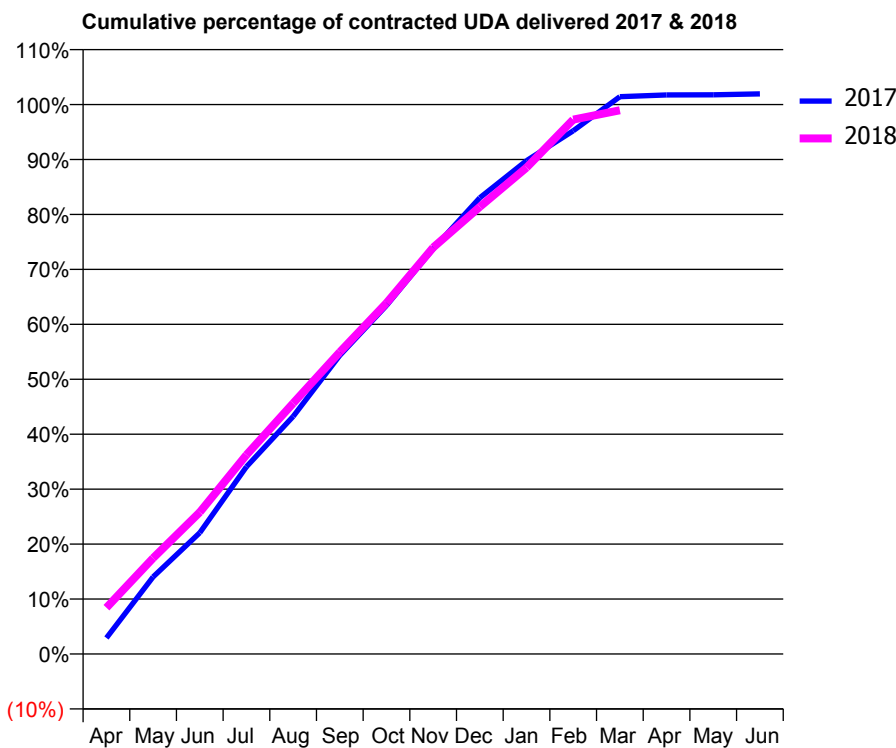
17/18 Contracted general activity (UDA)	21,077
Carry forward general activity (UDA)	-410
17/18 Contracted orthodontic activity (UOA)	0
Carry forward orthodontic activity (UOA)	0
Baseline contract value	£755,838.69

ACCESS*

Patients seen in 24 months	Total	Change since previous quarter
Quarter ending March 2017	7,139	
Quarter ending June 2017	7,250	→
Quarter ending September 2017	7,410	↑
Quarter ending December 2017	7,316	↓
Quarter ending March 2018	7,028	↓
Variance since March 2017	(1.6%)	↓



ACTIVITY



Month	Adjusted Scheduled Activity (UDA)	
	2017	2018
April	614	1,779
May	2,957	3,678
June	4,654	5,437
July	7,186	7,640
August	9,110	9,617
September	11,456	11,582
October	13,370	13,465
November	15,543	15,594
December	17,502	17,153
January	18,923	18,654
February	20,066	20,495
March	21,376	20,854
April	21,443	
May	21,447	
June	21,487	

QUALITY

	Quantity	Base Number	Contract	AT	Region	England
% of FP17s for the same patient ID Re-attending within 3 months - Children	263	1,994	13.2%	10.5%	11.5%	11.9%
% of FP17s for the same patient ID Re-attending within 3 months - Adults	1,008	5,188	19.4%	16.1%	16.8%	16.0%
% of FP17s for the same patient ID Re-attending between 3 & 9 months - Children	504	1,994	25.3%	43.4%	47.7%	58.3%
% of FP17s for the same patient ID Re-attending between 3 & 9 months - Adults	1,399	5,188	27.0%	35.8%	38.2%	50.3%
% of FP17s for Band 1 Urgent Courses	1,408	7,119	19.8%	10.9%	10.6%	9.1%
% of FP17s Relating to Free Repair or Replacements	30	7,119	0.4%	0.5%	0.6%	0.8%
% of FP17s Relating to Continuations	37	7,119	0.5%	0.7%	0.8%	1.0%
% of Patients satisfied with the dentistry they have received	7	8	N/A	89.7%	89.3%	91.5%
% of Patients satisfied with the time they had to wait for an appointment	6	8	N/A	82.7%	84.4%	87.9%

* This is based on patients treated on this contract for their most recent course of treatment. Figures in italics indicate the base number of FP17s or Patient Questionnaire responses are less than 100. N/A is shown where the base number of responses is less than 10 during the period. % is calculated as Quantity/Base number*100

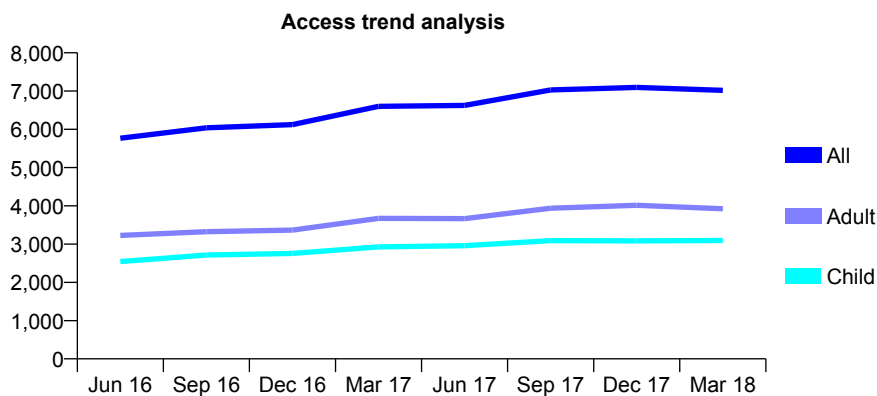
Q61 - Vital Signs At a Glance Contract Report for 907901/0007 - March 2018

Name or company name	MR GK MALHOTRA
Contract type name	GDS Contract
Purpose of contract	General
Contract start date	01/04/2006
Contract end date	

17/18 Contracted general activity (UDA)	18,691
Carry forward general activity (UDA)	-374
17/18 Contracted orthodontic activity (UOA)	0
Carry forward orthodontic activity (UOA)	0
Baseline contract value	£542,838.89

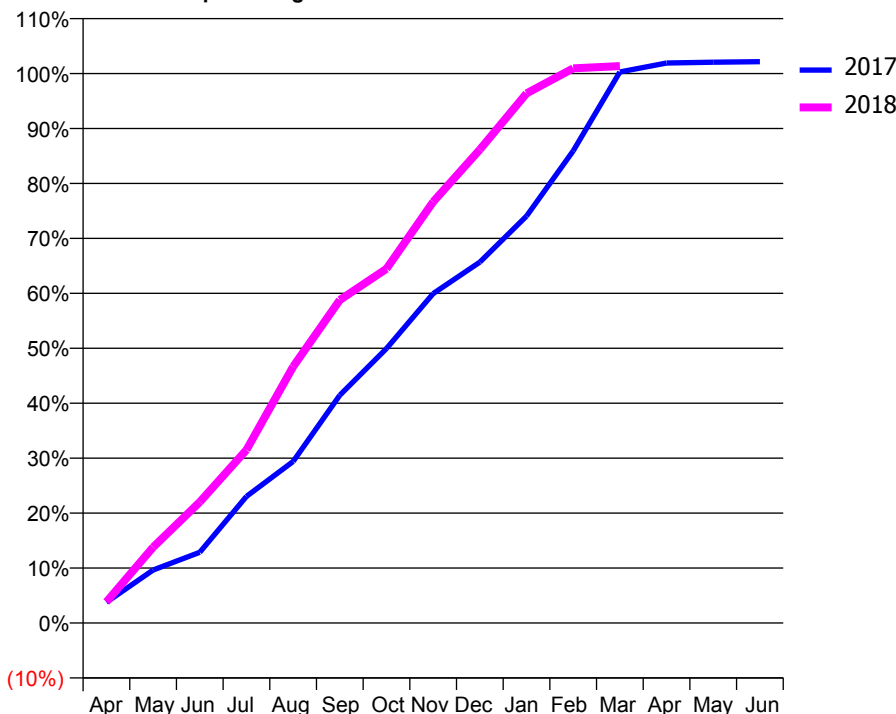
ACCESS*

Patients seen in 24 months	Total	Change since previous quarter
Quarter ending March 2017	6,599	
Quarter ending June 2017	6,625	→
Quarter ending September 2017	7,028	↑
Quarter ending December 2017	7,097	→
Quarter ending March 2018	7,018	↓
Variance since March 2017	6.3%	↑



ACTIVITY

Cumulative percentage of contracted UDA delivered 2017 & 2018



Month	Adjusted Scheduled Activity (UDA)	
	2017	2018
April	705	720
May	1,802	2,578
June	2,408	4,116
July	4,308	5,891
August	5,497	8,720
September	7,751	10,986
October	9,338	12,049
November	11,206	14,324
December	12,274	16,103
January	13,840	18,015
February	16,057	18,864
March	18,746	18,945
April	19,047	
May	19,073	
June	19,091	

QUALITY

	Quantity	Base Number	Contract	AT	Region	England
% of FP17s for the same patient ID Re-attending within 3 months - Children	205	3,135	6.5%	10.5%	11.5%	11.9%
% of FP17s for the same patient ID Re-attending within 3 months - Adults	343	3,640	9.4%	16.1%	16.8%	16.0%
% of FP17s for the same patient ID Re-attending between 3 & 9 months - Children	1,123	3,135	35.8%	43.4%	47.7%	58.3%
% of FP17s for the same patient ID Re-attending between 3 & 9 months - Adults	1,130	3,640	31.0%	35.8%	38.2%	50.3%
% of FP17s for Band 1 Urgent Courses	257	6,616	3.9%	10.9%	10.6%	9.1%
% of FP17s Relating to Free Repair or Replacements	10	6,616	0.2%	0.5%	0.6%	0.8%
% of FP17s Relating to Continuations	59	6,616	0.9%	0.7%	0.8%	1.0%
% of Patients satisfied with the dentistry they have received	3	4	N/A	89.7%	89.3%	91.5%
% of Patients satisfied with the time they had to wait for an appointment	3	4	N/A	82.7%	84.4%	87.9%

* This is based on patients treated on this contract for their most recent course of treatment. Figures in italics indicate the base number of FP17s or Patient Questionnaire responses are less than 100. N/A is shown where the base number of responses is less than 10 during the period. % is calculated as Quantity/Base number*100

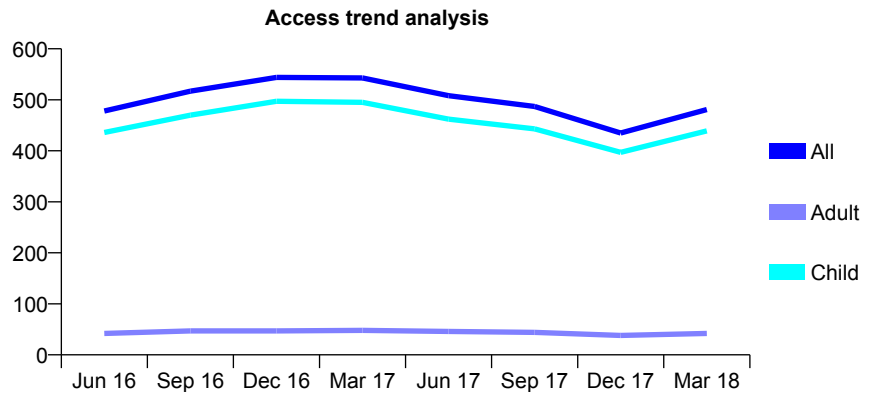
Q61 - Vital Signs At a Glance Contract Report for 910716/0001 - March 2018

Name or company name	MR JS BLISS
Contract type name	GDS Contract
Purpose of contract	General
Contract start date	01/04/2006
Contract end date	

17/18 Contracted general activity (UDA)	550
Carry forward general activity (UDA)	-11
17/18 Contracted orthodontic activity (UOA)	0
Carry forward orthodontic activity (UOA)	0
Baseline contract value	£13,495.26

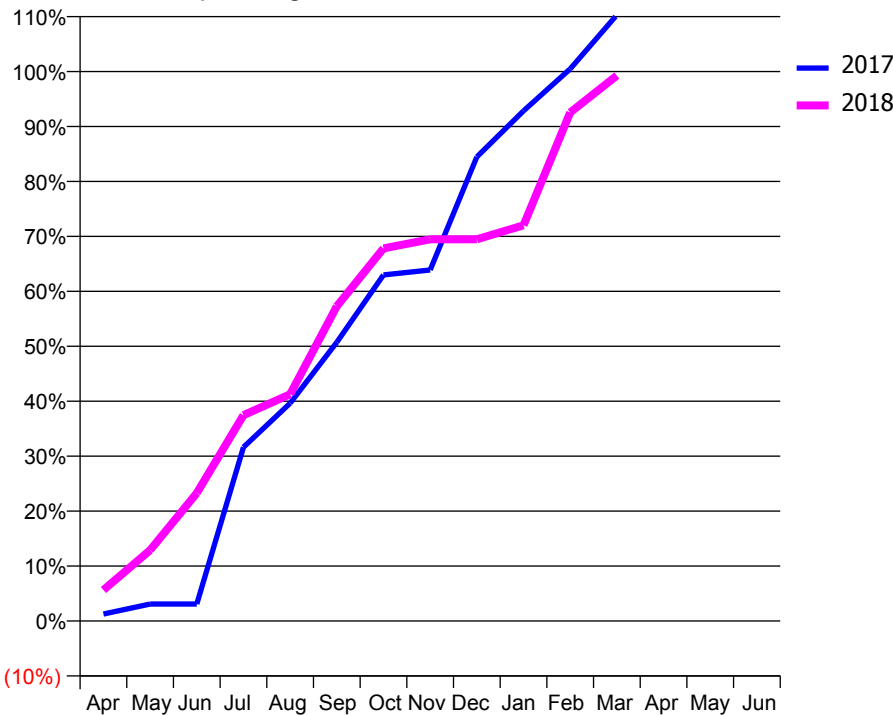
ACCESS*

Patients seen in 24 months	Total	Change since previous quarter
Quarter ending March 2017	543	
Quarter ending June 2017	508	↓
Quarter ending September 2017	487	↓
Quarter ending December 2017	435	↓
Quarter ending March 2018	481	↑
Variance since March 2017	(11.4%)	↓



ACTIVITY

Cumulative percentage of contracted UDA delivered 2017 & 2018



Month	Adjusted Scheduled Activity (UDA)	
	2017	2018
April	7	31
May	17	71
June	17	128
July	174	206
August	218	227
September	279	315
October	346	373
November	351	382
December	465	382
January	511	396
February	553	509
March	607	546
April	635	
May	639	
June	639	

QUALITY

	Quantity	Base Number	Contract	AT	Region	England
% of FP17s for the same patient ID Re-attending within 3 months - Children	25	452	5.5%	10.5%	11.5%	11.9%
% of FP17s for the same patient ID Re-attending within 3 months - Adults	0	10	0.0%	16.1%	16.8%	16.0%
% of FP17s for the same patient ID Re-attending between 3 & 9 months - Children	125	452	27.7%	43.4%	47.7%	58.3%
% of FP17s for the same patient ID Re-attending between 3 & 9 months - Adults	2	10	20.0%	35.8%	38.2%	50.3%
% of FP17s for Band 1 Urgent Courses	0	441	0.0%	10.9%	10.6%	9.1%
% of FP17s Relating to Free Repair or Replacements	0	441	0.0%	0.5%	0.6%	0.8%
% of FP17s Relating to Continuations	0	441	0.0%	0.7%	0.8%	1.0%
% of Patients satisfied with the dentistry they have received	0	0	N/A	89.7%	89.3%	91.5%
% of Patients satisfied with the time they had to wait for an appointment	0	0	N/A	82.7%	84.4%	87.9%

* This is based on patients treated on this contract for their most recent course of treatment. Figures in italics indicate the base number of FP17s or Patient Questionnaire responses are less than 100. N/A is shown where the base number of responses is less than 10 during the period. % is calculated as Quantity/Base number*100

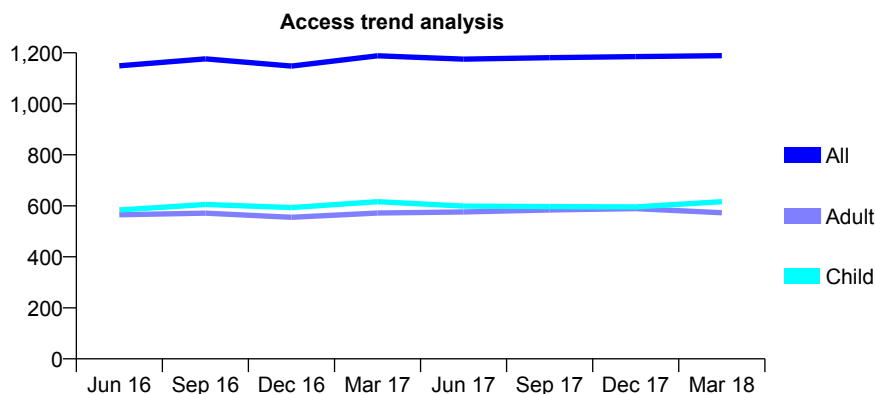
Q61 - Vital Signs At a Glance Contract Report for 912085/0001 - March 2018

Name or company name	MR MP BASS
Contract type name	GDS Contract
Purpose of contract	General
Contract start date	01/04/2006
Contract end date	

17/18 Contracted general activity (UDA)	2,738
Carry forward general activity (UDA)	79
17/18 Contracted orthodontic activity (UOA)	0
Carry forward orthodontic activity (UOA)	0
Baseline contract value	£60,177.95

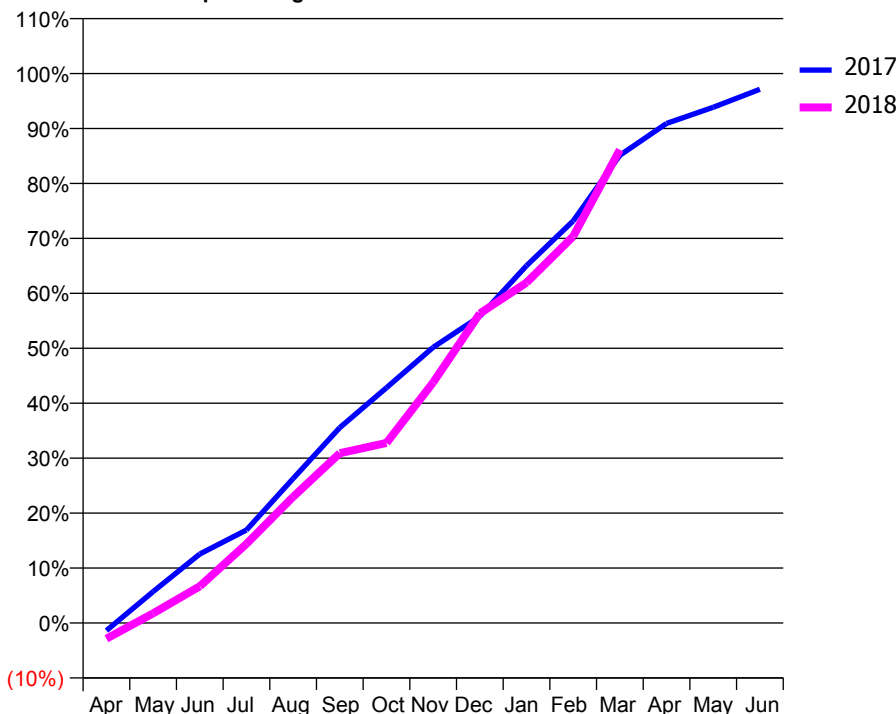
ACCESS*

Patients seen in 24 months	Total	Change since previous quarter
Quarter ending March 2017	1,188	
Quarter ending June 2017	1,175	↓
Quarter ending September 2017	1,181	→
Quarter ending December 2017	1,185	→
Quarter ending March 2018	1,189	→
Variance since March 2017	0.1%	→



ACTIVITY

Cumulative percentage of contracted UDA delivered 2017 & 2018



Month	Adjusted Scheduled Activity (UDA)	
	2017	2018
April	-38	-79
May	157	48
June	344	183
July	463	395
August	720	629
September	973	846
October	1,173	897
November	1,374	1,199
December	1,528	1,543
January	1,781	1,696
February	2,004	1,927
March	2,331	2,358
April	2,489	
May	2,570	
June	2,659	

QUALITY

	Quantity	Base Number	Contract	AT	Region	England
% of FP17s for the same patient ID Re-attending within 3 months - Children	86	646	13.3%	10.5%	11.5%	11.9%
% of FP17s for the same patient ID Re-attending within 3 months - Adults	159	636	25.0%	16.1%	16.8%	16.0%
% of FP17s for the same patient ID Re-attending between 3 & 9 months - Children	204	646	31.6%	43.4%	47.7%	58.3%
% of FP17s for the same patient ID Re-attending between 3 & 9 months - Adults	211	636	33.2%	35.8%	38.2%	50.3%
% of FP17s for Band 1 Urgent Courses	60	1,148	5.2%	10.9%	10.6%	9.1%
% of FP17s Relating to Free Repair or Replacements	28	1,148	2.4%	0.5%	0.6%	0.8%
% of FP17s Relating to Continuations	0	1,148	0.0%	0.7%	0.8%	1.0%
% of Patients satisfied with the dentistry they have received	0	0	N/A	89.7%	89.3%	91.5%
% of Patients satisfied with the time they had to wait for an appointment	0	0	N/A	82.7%	84.4%	87.9%

* This is based on patients treated on this contract for their most recent course of treatment. Figures in italics indicate the base number of FP17s or Patient Questionnaire responses are less than 100. N/A is shown where the base number of responses is less than 10 during the period. % is calculated as Quantity/Base number*100

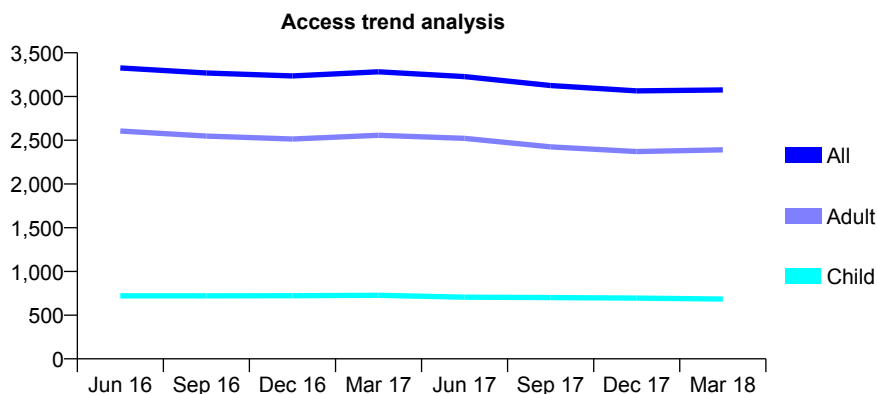
Q61 - Vital Signs At a Glance Contract Report for 912468/0001 - March 2018

Name or company name	MR KN FALEKKOS
Contract type name	GDS Contract
Purpose of contract	General
Contract start date	01/04/2006
Contract end date	

17/18 Contracted general activity (UDA)	8,701
Carry forward general activity (UDA)	-26
17/18 Contracted orthodontic activity (UOA)	0
Carry forward orthodontic activity (UOA)	0
Baseline contract value	£239,131.19

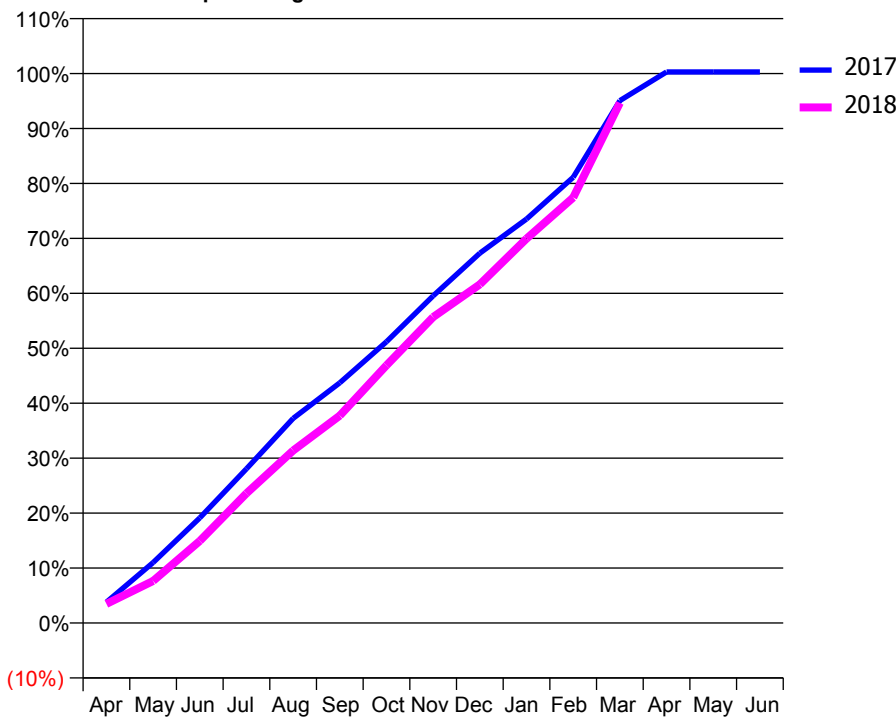
ACCESS*

Patients seen in 24 months	Total	Change since previous quarter
Quarter ending March 2017	3,283	
Quarter ending June 2017	3,228	↓
Quarter ending September 2017	3,125	↓
Quarter ending December 2017	3,065	↓
Quarter ending March 2018	3,075	→
Variance since March 2017	(6.3%)	↓



ACTIVITY

Cumulative percentage of contracted UDA delivered 2017 & 2018



Month	Adjusted Scheduled Activity (UDA)	
	2017	2018
April	331	303
May	958	665
June	1,666	1,300
July	2,442	2,053
August	3,239	2,732
September	3,805	3,284
October	4,454	4,081
November	5,180	4,845
December	5,856	5,362
January	6,396	6,085
February	7,057	6,736
March	8,271	8,236
April	8,725	
May	8,726	
June	8,727	

QUALITY

	Quantity	Base Number	Contract	AT	Region	England
% of FP17s for the same patient ID Re-attending within 3 months - Children	44	910	4.8%	10.5%	11.5%	11.9%
% of FP17s for the same patient ID Re-attending within 3 months - Adults	297	2,715	10.9%	16.1%	16.8%	16.0%
% of FP17s for the same patient ID Re-attending between 3 & 9 months - Children	512	910	56.3%	43.4%	47.7%	58.3%
% of FP17s for the same patient ID Re-attending between 3 & 9 months - Adults	1,269	2,715	46.7%	35.8%	38.2%	50.3%
% of FP17s for Band 1 Urgent Courses	316	3,485	9.1%	10.9%	10.6%	9.1%
% of FP17s Relating to Free Repair or Replacements	8	3,485	0.2%	0.5%	0.6%	0.8%
% of FP17s Relating to Continuations	11	3,485	0.3%	0.7%	0.8%	1.0%
% of Patients satisfied with the dentistry they have received	0	0	N/A	89.7%	89.3%	91.5%
% of Patients satisfied with the time they had to wait for an appointment	0	0	N/A	82.7%	84.4%	87.9%

* This is based on patients treated on this contract for their most recent course of treatment. Figures in italics indicate the base number of FP17s or Patient Questionnaire responses are less than 100. N/A is shown where the base number of responses is less than 10 during the period. % is calculated as Quantity/Base number*100

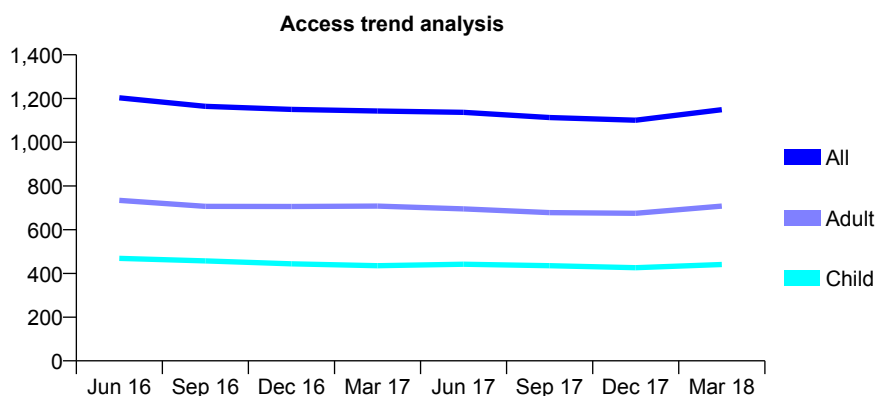
Q61 - Vital Signs At a Glance Contract Report for 914681/0001 - March 2018

Name or company name	MR VK SETHI
Contract type name	GDS Contract
Purpose of contract	General
Contract start date	01/04/2006
Contract end date	

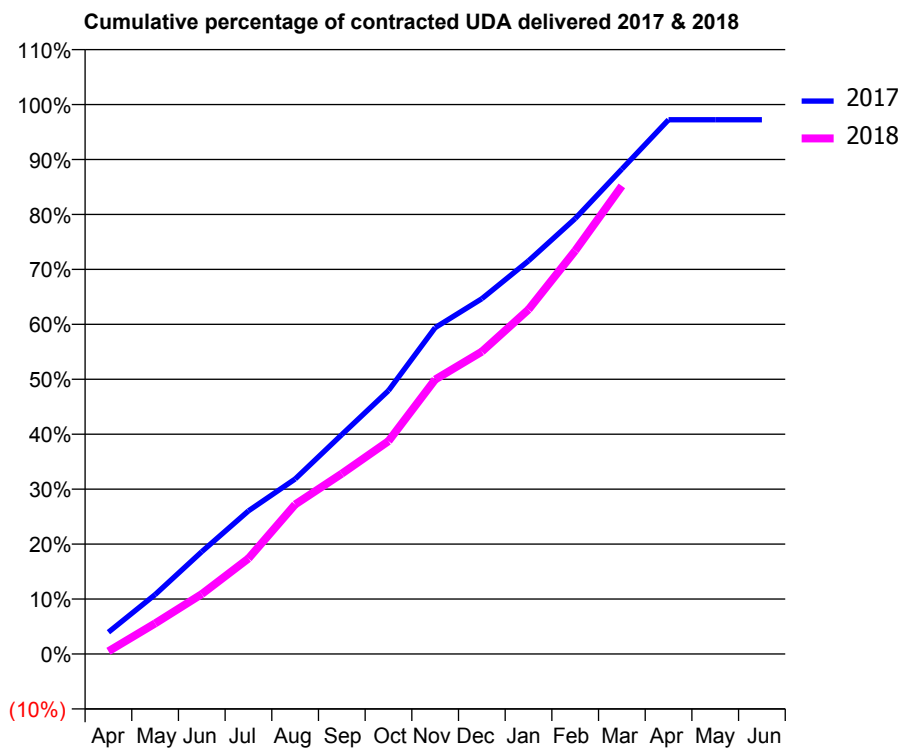
17/18 Contracted general activity (UDA)	4,926
Carry forward general activity (UDA)	137
17/18 Contracted orthodontic activity (UOA)	0
Carry forward orthodontic activity (UOA)	0
Baseline contract value	£171,693.45

ACCESS*

Patients seen in 24 months	Total	Change since previous quarter
Quarter ending March 2017	1,143	
Quarter ending June 2017	1,137	→
Quarter ending September 2017	1,113	↓
Quarter ending December 2017	1,101	↓
Quarter ending March 2018	1,149	↑
Variance since March 2017	0.5%	→



ACTIVITY



Month	Adjusted Scheduled Activity (UDA)	
	2017	2018
April	195	25
May	532	274
June	917	537
July	1,284	856
August	1,569	1,341
September	1,967	1,616
October	2,362	1,908
November	2,925	2,461
December	3,185	2,710
January	3,525	3,089
February	3,903	3,616
March	4,347	4,196
April	4,789	
May	4,789	
June	4,789	

QUALITY

	Quantity	Base Number	Contract	AT	Region	England
% of FP17s for the same patient ID Re-attending within 3 months - Children	59	734	8.0%	10.5%	11.5%	11.9%
% of FP17s for the same patient ID Re-attending within 3 months - Adults	145	916	15.8%	16.1%	16.8%	16.0%
% of FP17s for the same patient ID Re-attending between 3 & 9 months - Children	464	734	63.2%	43.4%	47.7%	58.3%
% of FP17s for the same patient ID Re-attending between 3 & 9 months - Adults	505	916	55.1%	35.8%	38.2%	50.3%
% of FP17s for Band 1 Urgent Courses	116	1,545	7.5%	10.9%	10.6%	9.1%
% of FP17s Relating to Free Repair or Replacements	0	1,545	0.0%	0.5%	0.6%	0.8%
% of FP17s Relating to Continuations	6	1,545	0.4%	0.7%	0.8%	1.0%
% of Patients satisfied with the dentistry they have received	1	1	N/A	89.7%	89.3%	91.5%
% of Patients satisfied with the time they had to wait for an appointment	1	1	N/A	82.7%	84.4%	87.9%

* This is based on patients treated on this contract for their most recent course of treatment. Figures in italics indicate the base number of FP17s or Patient Questionnaire responses are less than 100. N/A is shown where the base number of responses is less than 10 during the period. % is calculated as Quantity/Base number*100

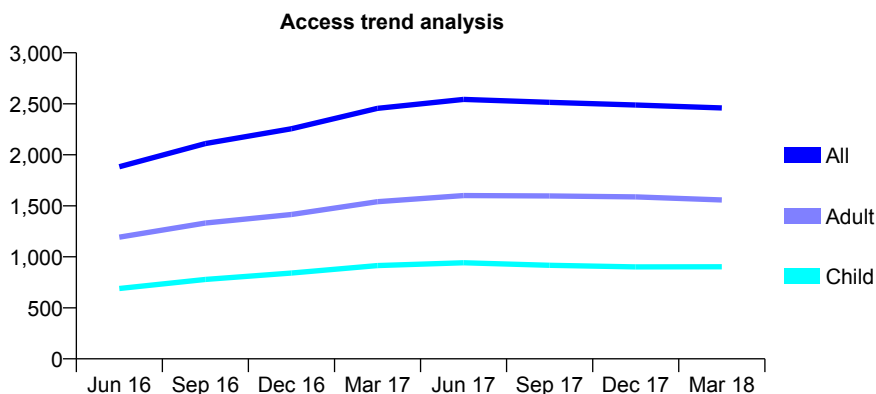
Q61 - Vital Signs At a Glance Contract Report for 916358/0002 - March 2018

Name or company name	MR PD CLESHAM
Contract type name	GDS Contract
Purpose of contract	General
Contract start date	01/05/2015
Contract end date	

17/18 Contracted general activity (UDA)	7,986
Carry forward general activity (UDA)	230
17/18 Contracted orthodontic activity (UOA)	0
Carry forward orthodontic activity (UOA)	0
Baseline contract value	£220,375.51

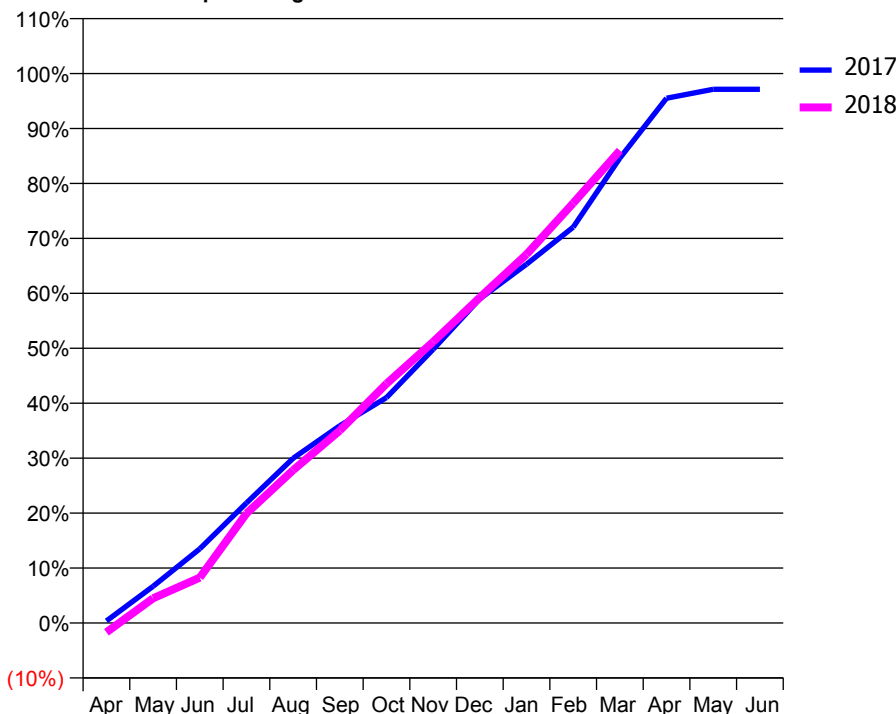
ACCESS*

Patients seen in 24 months	Total	Change since previous quarter
Quarter ending March 2017	2,456	
Quarter ending June 2017	2,543	↑
Quarter ending September 2017	2,514	↓
Quarter ending December 2017	2,488	↓
Quarter ending March 2018	2,460	↓
Variance since March 2017	0.2%	→



ACTIVITY

Cumulative percentage of contracted UDA delivered 2017 & 2018



Month	Adjusted Scheduled Activity (UDA)	
	2017	2018
April	31	-136
May	534	359
June	1,078	659
July	1,745	1,592
August	2,394	2,221
September	2,868	2,798
October	3,277	3,478
November	3,977	4,087
December	4,711	4,731
January	5,213	5,357
February	5,753	6,102
March	6,757	6,866
April	7,626	
May	7,756	
June	7,756	

QUALITY

	Quantity	Base Number	Contract	AT	Region	England
% of FP17s for the same patient ID Re-attending within 3 months - Children	63	942	6.7%	10.5%	11.5%	11.9%
% of FP17s for the same patient ID Re-attending within 3 months - Adults	219	1,612	13.6%	16.1%	16.8%	16.0%
% of FP17s for the same patient ID Re-attending between 3 & 9 months - Children	267	942	28.3%	43.4%	47.7%	58.3%
% of FP17s for the same patient ID Re-attending between 3 & 9 months - Adults	511	1,612	31.7%	35.8%	38.2%	50.3%
% of FP17s for Band 1 Urgent Courses	186	2,323	8.0%	10.9%	10.6%	9.1%
% of FP17s Relating to Free Repair or Replacements	2	2,323	0.1%	0.5%	0.6%	0.8%
% of FP17s Relating to Continuations	6	2,323	0.3%	0.7%	0.8%	1.0%
% of Patients satisfied with the dentistry they have received	0	0	N/A	89.7%	89.3%	91.5%
% of Patients satisfied with the time they had to wait for an appointment	0	0	N/A	82.7%	84.4%	87.9%

* This is based on patients treated on this contract for their most recent course of treatment. Figures in italics indicate the base number of FP17s or Patient Questionnaire responses are less than 100. N/A is shown where the base number of responses is less than 10 during the period. % is calculated as Quantity/Base number*100

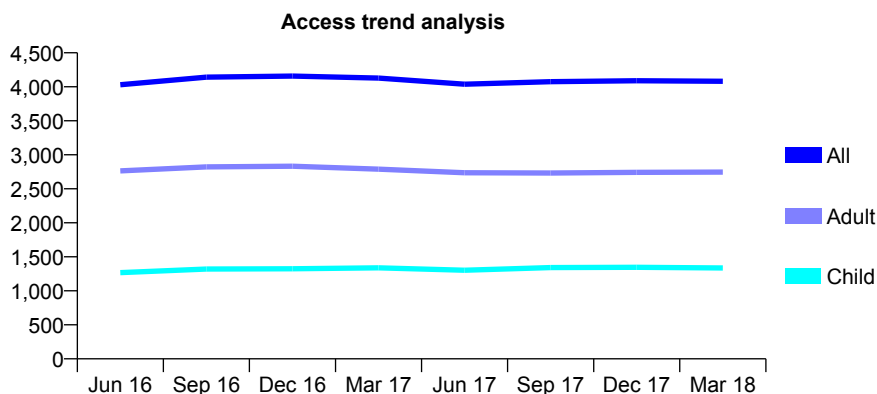
Q61 - Vital Signs At a Glance Contract Report for 917079/0001 - March 2018

Name or company name	MRS A LEE
Contract type name	GDS Contract
Purpose of contract	General and Orthodontic
Contract start date	01/04/2006
Contract end date	

17/18 Contracted general activity (UDA)	9,302
Carry forward general activity (UDA)	6
17/18 Contracted orthodontic activity (UOA)	1,419
Carry forward orthodontic activity (UOA)	14
Baseline contract value	£382,955.38

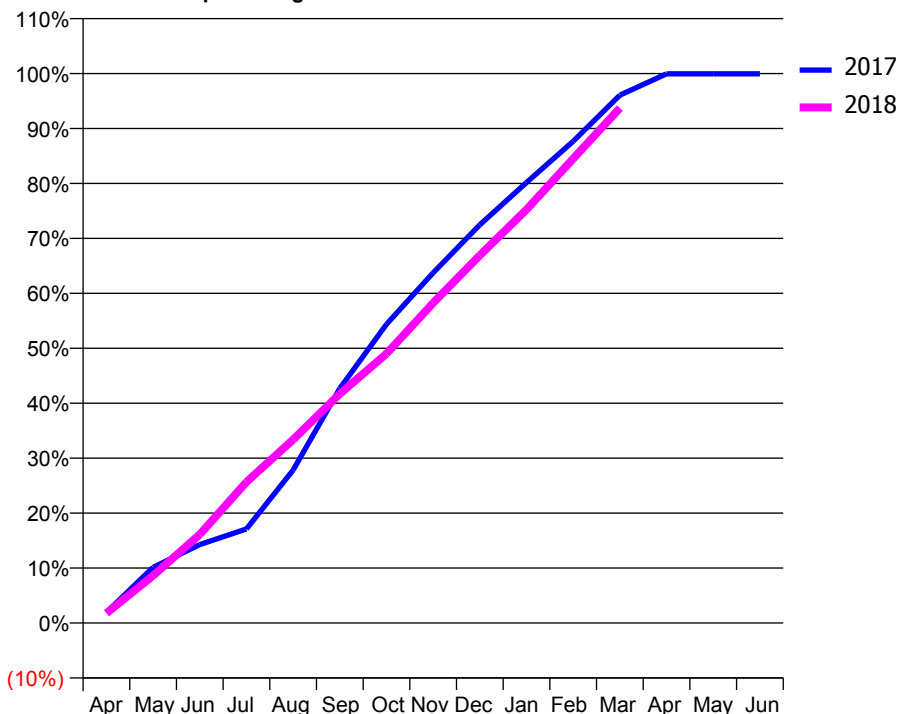
ACCESS*

Patients seen in 24 months	Total	Change since previous quarter
Quarter ending March 2017	4,129	
Quarter ending June 2017	4,039	↓
Quarter ending September 2017	4,075	→
Quarter ending December 2017	4,089	→
Quarter ending March 2018	4,082	→
Variance since March 2017	(1.1%)	↓



ACTIVITY

Cumulative percentage of contracted UDA delivered 2017 & 2018



Month	Adjusted Scheduled Activity (UDA)	
	2017	2018
April	183	165
May	943	802
June	1,328	1,500
July	1,593	2,388
August	2,591	3,104
September	3,971	3,880
October	5,056	4,558
November	5,929	5,420
December	6,742	6,225
January	7,457	6,999
February	8,154	7,862
March	8,937	8,717
April	9,296	
May	9,296	
June	9,296	

QUALITY

	Quantity	Base Number	Contract	AT	Region	England
% of FP17s for the same patient ID Re-attending within 3 months - Children	153	1,667	9.2%	10.5%	11.5%	11.9%
% of FP17s for the same patient ID Re-attending within 3 months - Adults	353	2,692	13.1%	16.1%	16.8%	16.0%
% of FP17s for the same patient ID Re-attending between 3 & 9 months - Children	615	1,667	36.9%	43.4%	47.7%	58.3%
% of FP17s for the same patient ID Re-attending between 3 & 9 months - Adults	841	2,692	31.2%	35.8%	38.2%	50.3%
% of FP17s for Band 1 Urgent Courses	202	4,000	5.1%	10.9%	10.6%	9.1%
% of FP17s Relating to Free Repair or Replacements	40	4,000	1.0%	0.5%	0.6%	0.8%
% of FP17s Relating to Continuations	43	4,000	1.1%	0.7%	0.8%	1.0%
% of Patients satisfied with the dentistry they have received	7	7	N/A	89.7%	89.3%	91.5%
% of Patients satisfied with the time they had to wait for an appointment	6	7	N/A	82.7%	84.4%	87.9%

* This is based on patients treated on this contract for their most recent course of treatment. Figures in italics indicate the base number of FP17s or Patient Questionnaire responses are less than 100. N/A is shown where the base number of responses is less than 10 during the period. % is calculated as Quantity/Base number*100

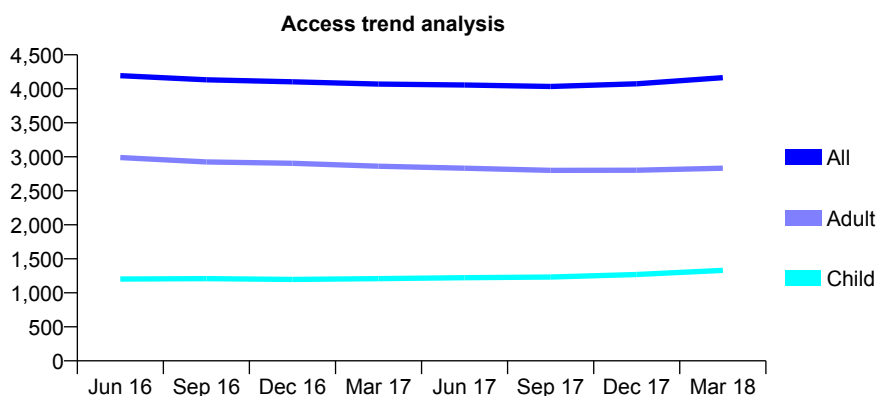
Q61 - Vital Signs At a Glance Contract Report for 918393/0001 - March 2018

Name or company name	MISS SV SMALL
Contract type name	GDS Contract
Purpose of contract	General
Contract start date	01/04/2006
Contract end date	

17/18 Contracted general activity (UDA)	9,569
Carry forward general activity (UDA)	-191
17/18 Contracted orthodontic activity (UOA)	0
Carry forward orthodontic activity (UOA)	0
Baseline contract value	£272,208.67

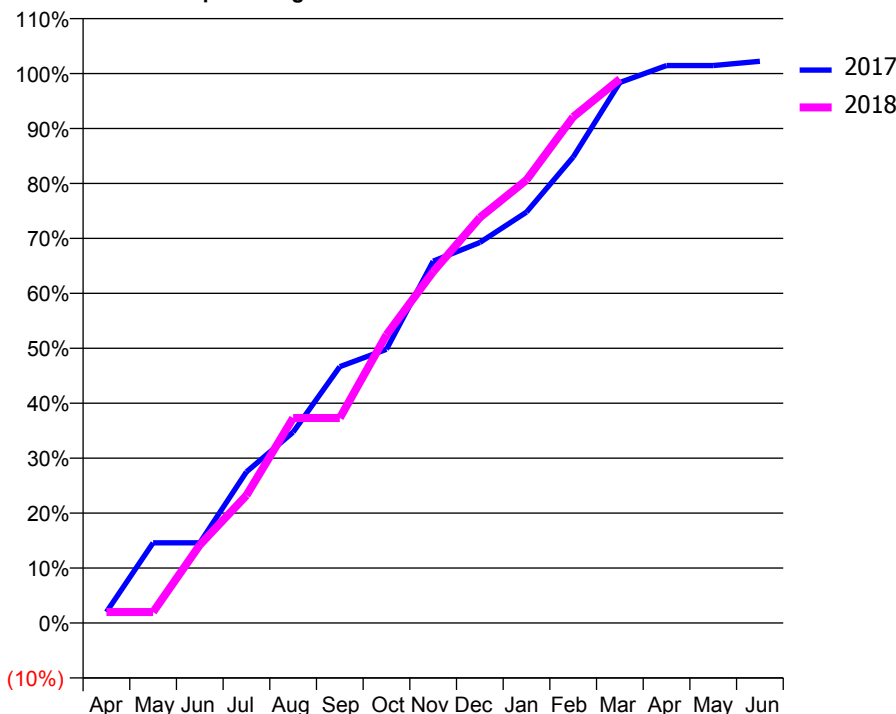
ACCESS*

Patients seen in 24 months	Total	Change since previous quarter
Quarter ending March 2017	4,070	
Quarter ending June 2017	4,055	→
Quarter ending September 2017	4,034	→
Quarter ending December 2017	4,073	→
Quarter ending March 2018	4,164	↑
Variance since March 2017	2.3%	↑



ACTIVITY

Cumulative percentage of contracted UDA delivered 2017 & 2018



Month	Adjusted Scheduled Activity (UDA)	
	2017	2018
April	191	191
May	1,397	191
June	1,397	1,360
July	2,631	2,224
August	3,325	3,569
September	4,463	3,569
October	4,765	5,020
November	6,301	6,118
December	6,626	7,060
January	7,157	7,715
February	8,114	8,814
March	9,413	9,473
April	9,708	
May	9,708	
June	9,782	

QUALITY

	Quantity	Base Number	Contract	AT	Region	England
% of FP17s for the same patient ID Re-attending within 3 months - Children	178	1,988	9.0%	10.5%	11.5%	11.9%
% of FP17s for the same patient ID Re-attending within 3 months - Adults	577	3,637	15.9%	16.1%	16.8%	16.0%
% of FP17s for the same patient ID Re-attending between 3 & 9 months - Children	1,137	1,988	57.2%	43.4%	47.7%	58.3%
% of FP17s for the same patient ID Re-attending between 3 & 9 months - Adults	1,840	3,637	50.6%	35.8%	38.2%	50.3%
% of FP17s for Band 1 Urgent Courses	584	4,952	11.8%	10.9%	10.6%	9.1%
% of FP17s Relating to Free Repair or Replacements	25	4,952	0.5%	0.5%	0.6%	0.8%
% of FP17s Relating to Continuations	58	4,952	1.2%	0.7%	0.8%	1.0%
% of Patients satisfied with the dentistry they have received	5	6	N/A	89.7%	89.3%	91.5%
% of Patients satisfied with the time they had to wait for an appointment	5	6	N/A	82.7%	84.4%	87.9%

* This is based on patients treated on this contract for their most recent course of treatment. Figures in italics indicate the base number of FP17s or Patient Questionnaire responses are less than 100. N/A is shown where the base number of responses is less than 10 during the period. % is calculated as Quantity/Base number*100

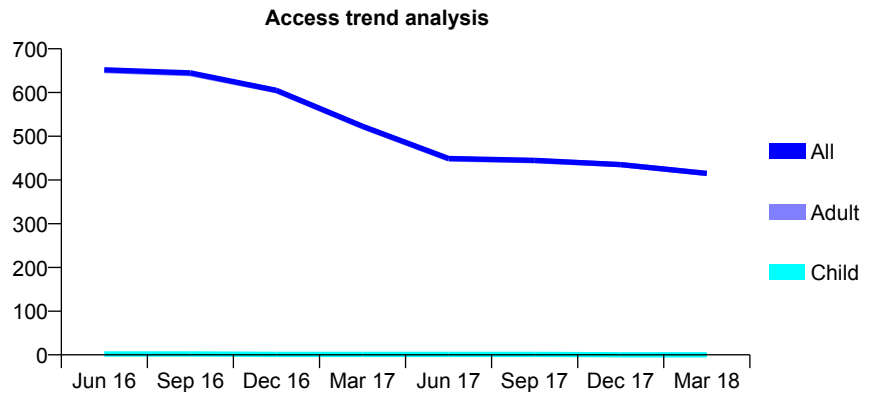
Q61 - Vital Signs At a Glance Contract Report for 921351/0007 - March 2018

Name or company name	MR PK CHOPRA
Contract type name	GDS Contract
Purpose of contract	General
Contract start date	01/04/2006
Contract end date	

17/18 Contracted general activity (UDA)	1,800
Carry forward general activity (UDA)	0
17/18 Contracted orthodontic activity (UOA)	0
Carry forward orthodontic activity (UOA)	0
Baseline contract value	£52,095.36

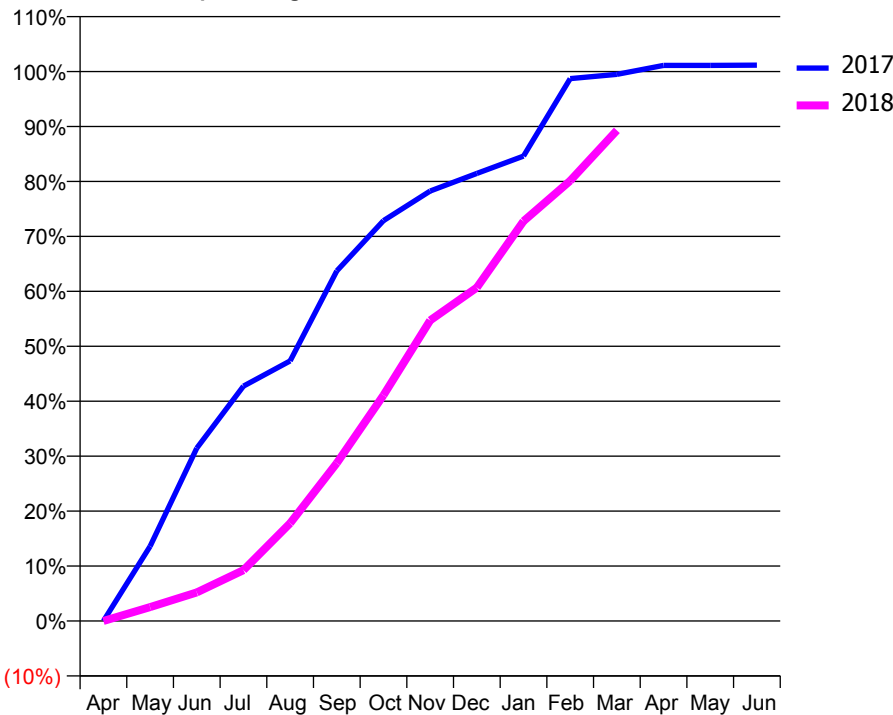
ACCESS*

Patients seen in 24 months	Total	Change since previous quarter
Quarter ending March 2017	523	
Quarter ending June 2017	449	↓
Quarter ending September 2017	445	→
Quarter ending December 2017	435	↓
Quarter ending March 2018	415	↓
Variance since March 2017	(20.7%)	↓



ACTIVITY

Cumulative percentage of contracted UDA delivered 2017 & 2018



QUALITY

	Quantity	Base Number	Contract	AT	Region	England
% of FP17s for the same patient ID Re-attending within 3 months - Children	0	0	N/A	10.5%	11.5%	11.9%
% of FP17s for the same patient ID Re-attending within 3 months - Adults	23	293	7.8%	16.1%	16.8%	16.0%
% of FP17s for the same patient ID Re-attending between 3 & 9 months - Children	0	0	N/A	43.4%	47.7%	58.3%
% of FP17s for the same patient ID Re-attending between 3 & 9 months - Adults	5	293	1.7%	35.8%	38.2%	50.3%
% of FP17s for Band 1 Urgent Courses	77	282	27.3%	10.9%	10.6%	9.1%
% of FP17s Relating to Free Repair or Replacements	0	282	0.0%	0.5%	0.6%	0.8%
% of FP17s Relating to Continuations	0	282	0.0%	0.7%	0.8%	1.0%
% of Patients satisfied with the dentistry they have received	0	0	N/A	89.7%	89.3%	91.5%
% of Patients satisfied with the time they had to wait for an appointment	0	0	N/A	82.7%	84.4%	87.9%

* This is based on patients treated on this contract for their most recent course of treatment. Figures in italics indicate the base number of FP17s or Patient Questionnaire responses are less than 100. N/A is shown where the base number of responses is less than 10 during the period. % is calculated as Quantity/Base number*100

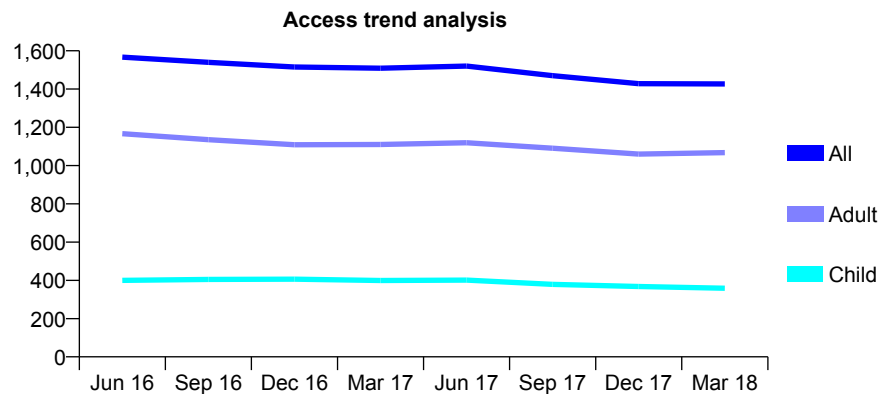
Q61 - Vital Signs At a Glance Contract Report for 921734/0001 - March 2018

Name or company name	MR N PATEL
Contract type name	GDS Contract
Purpose of contract	General
Contract start date	01/04/2006
Contract end date	

17/18 Contracted general activity (UDA)	5,448
Carry forward general activity (UDA)	-57
17/18 Contracted orthodontic activity (UOA)	0
Carry forward orthodontic activity (UOA)	0
Baseline contract value	£185,924.91

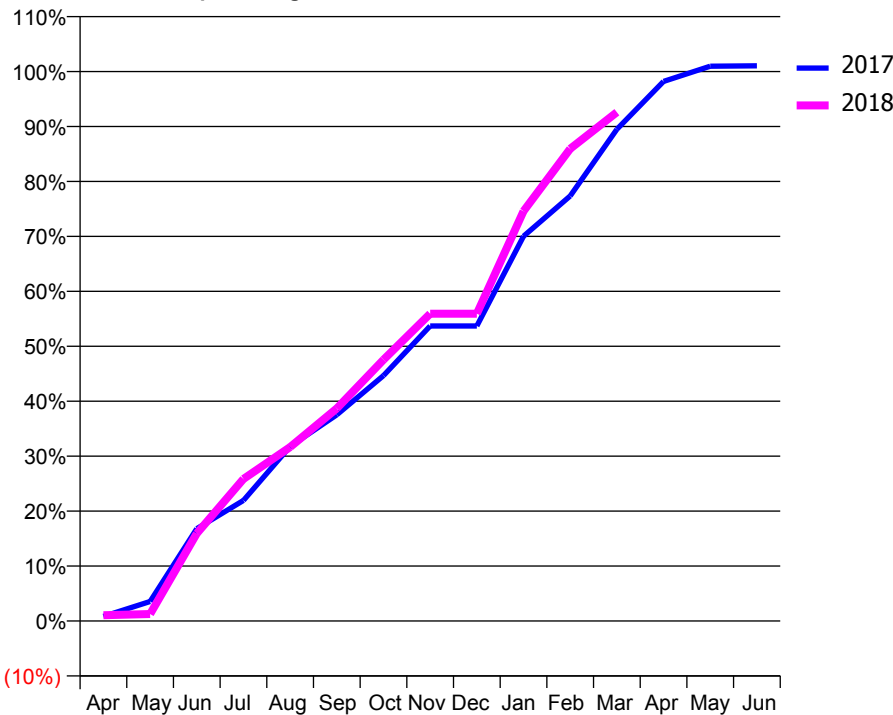
ACCESS*

Patients seen in 24 months	Total	Change since previous quarter
Quarter ending March 2017	1,509	
Quarter ending June 2017	1,520	→
Quarter ending September 2017	1,470	↓
Quarter ending December 2017	1,428	↓
Quarter ending March 2018	1,427	→
Variance since March 2017	(5.4%)	↓



ACTIVITY

Cumulative percentage of contracted UDA delivered 2017 & 2018



Month	Adjusted Scheduled Activity (UDA)	
	2017	2018
April	45	57
May	193	70
June	915	867
July	1,195	1,409
August	1,731	1,724
September	2,045	2,107
October	2,433	2,591
November	2,925	3,047
December	2,925	3,047
January	3,815	4,064
February	4,214	4,682
March	4,875	5,045
April	5,350	
May	5,501	
June	5,505	

QUALITY

	Quantity	Base Number	Contract	AT	Region	England
% of FP17s for the same patient ID Re-attending within 3 months - Children	11	398	2.8%	10.5%	11.5%	11.9%
% of FP17s for the same patient ID Re-attending within 3 months - Adults	63	1,080	5.8%	16.1%	16.8%	16.0%
% of FP17s for the same patient ID Re-attending between 3 & 9 months - Children	164	398	41.2%	43.4%	47.7%	58.3%
% of FP17s for the same patient ID Re-attending between 3 & 9 months - Adults	405	1,080	37.5%	35.8%	38.2%	50.3%
% of FP17s for Band 1 Urgent Courses	9	1,361	0.7%	10.9%	10.6%	9.1%
% of FP17s Relating to Free Repair or Replacements	4	1,361	0.3%	0.5%	0.6%	0.8%
% of FP17s Relating to Continuations	0	1,361	0.0%	0.7%	0.8%	1.0%
% of Patients satisfied with the dentistry they have received	3	3	N/A	89.7%	89.3%	91.5%
% of Patients satisfied with the time they had to wait for an appointment	3	3	N/A	82.7%	84.4%	87.9%

* This is based on patients treated on this contract for their most recent course of treatment. Figures in italics indicate the base number of FP17s or Patient Questionnaire responses are less than 100. N/A is shown where the base number of responses is less than 10 during the period. % is calculated as Quantity/Base number*100

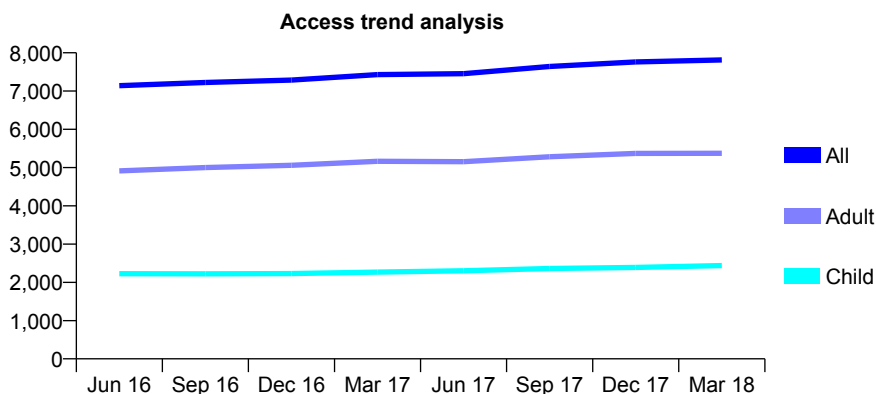
Q61 - Vital Signs At a Glance Contract Report for 921742/0002 - March 2018

Name or company name	MR AA OJETUNDE
Contract type name	GDS Contract
Purpose of contract	General
Contract start date	01/04/2006
Contract end date	

17/18 Contracted general activity (UDA)	31,006
Carry forward general activity (UDA)	-239
17/18 Contracted orthodontic activity (UOA)	0
Carry forward orthodontic activity (UOA)	0
Baseline contract value	£998,801.43

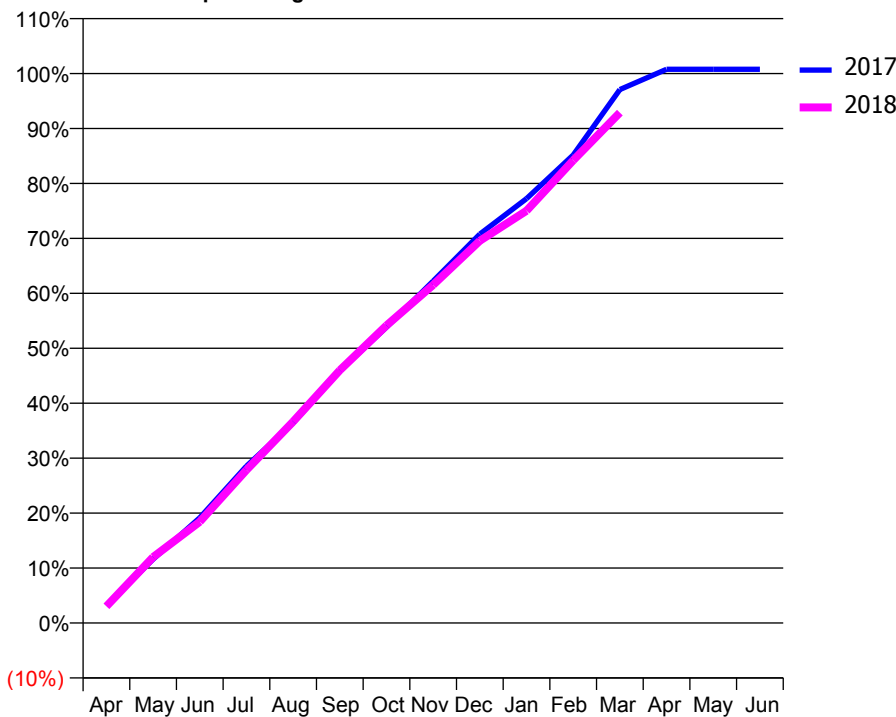
ACCESS*

Patients seen in 24 months	Total	Change since previous quarter
Quarter ending March 2017	7,431	
Quarter ending June 2017	7,456	→
Quarter ending September 2017	7,643	↑
Quarter ending December 2017	7,761	→
Quarter ending March 2018	7,815	→
Variance since March 2017	5.2%	↑



ACTIVITY

Cumulative percentage of contracted UDA delivered 2017 & 2018



Month	Adjusted Scheduled Activity (UDA)	
	2017	2018
April	975	942
May	3,598	3,721
June	5,941	5,712
July	8,855	8,636
August	11,295	11,369
September	14,230	14,263
October	16,694	16,793
November	19,292	19,077
December	21,941	21,570
January	23,948	23,264
February	26,409	26,107
March	30,103	28,799
April	31,242	
May	31,245	
June	31,245	

QUALITY

	Quantity	Base Number	Contract	AT	Region	England
% of FP17s for the same patient ID Re-attending within 3 months - Children	183	2,395	7.6%	10.5%	11.5%	11.9%
% of FP17s for the same patient ID Re-attending within 3 months - Adults	695	5,033	13.8%	16.1%	16.8%	16.0%
% of FP17s for the same patient ID Re-attending between 3 & 9 months - Children	695	2,395	29.0%	43.4%	47.7%	58.3%
% of FP17s for the same patient ID Re-attending between 3 & 9 months - Adults	1,171	5,033	23.3%	35.8%	38.2%	50.3%
% of FP17s for Band 1 Urgent Courses	675	7,188	9.4%	10.9%	10.6%	9.1%
% of FP17s Relating to Free Repair or Replacements	121	7,188	1.7%	0.5%	0.6%	0.8%
% of FP17s Relating to Continuations	116	7,188	1.6%	0.7%	0.8%	1.0%
% of Patients satisfied with the dentistry they have received	2	4	N/A	89.7%	89.3%	91.5%
% of Patients satisfied with the time they had to wait for an appointment	3	4	N/A	82.7%	84.4%	87.9%

* This is based on patients treated on this contract for their most recent course of treatment. Figures in italics indicate the base number of FP17s or Patient Questionnaire responses are less than 100. N/A is shown where the base number of responses is less than 10 during the period. % is calculated as Quantity/Base number*100

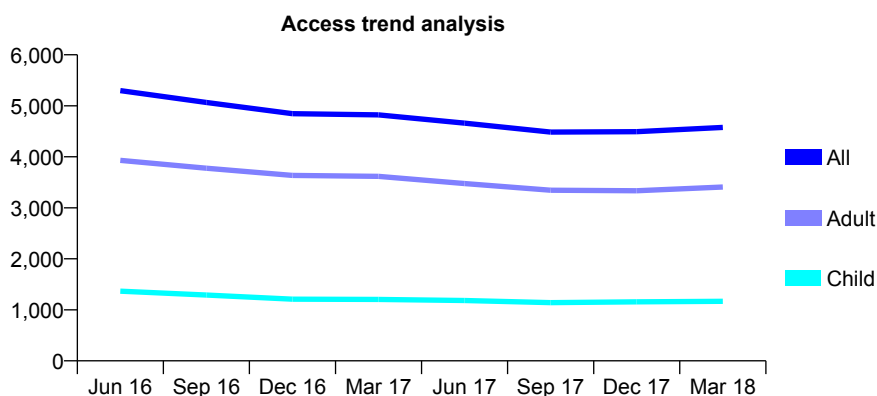
Q61 - Vital Signs At a Glance Contract Report for 921777/0001 - March 2018

Name or company name	MISS A AGGARWAL
Contract type name	GDS Contract
Purpose of contract	General
Contract start date	01/04/2006
Contract end date	

17/18 Contracted general activity (UDA)	11,405
Carry forward general activity (UDA)	277
17/18 Contracted orthodontic activity (UOA)	0
Carry forward orthodontic activity (UOA)	0
Baseline contract value	£289,160.72

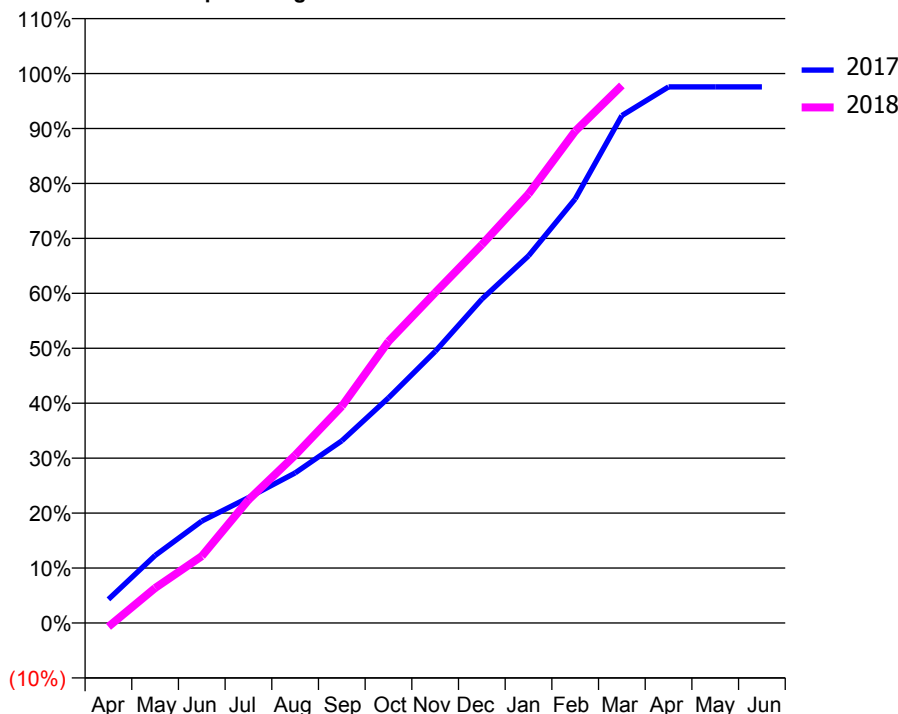
ACCESS*

Patients seen in 24 months	Total	Change since previous quarter
Quarter ending March 2017	4,821	
Quarter ending June 2017	4,659	↓
Quarter ending September 2017	4,485	↓
Quarter ending December 2017	4,492	→
Quarter ending March 2018	4,576	→
Variance since March 2017	(5.1%)	↓



ACTIVITY

Cumulative percentage of contracted UDA delivered 2017 & 2018



Adjusted Scheduled Activity (UDA)

Month	2017	2018
April	491	-78
May	1,401	727
June	2,116	1,387
July	2,604	2,555
August	3,115	3,484
September	3,782	4,500
October	4,672	5,844
November	5,637	6,858
December	6,722	7,853
January	7,622	8,904
February	8,803	10,210
March	10,531	11,157
April	11,127	
May	11,128	
June	11,128	

QUALITY

	Quantity	Base Number	Contract	AT	Region	England
% of FP17s for the same patient ID Re-attending within 3 months - Children	130	1,647	7.9%	10.5%	11.5%	11.9%
% of FP17s for the same patient ID Re-attending within 3 months - Adults	688	4,697	14.6%	16.1%	16.8%	16.0%
% of FP17s for the same patient ID Re-attending between 3 & 9 months - Children	844	1,647	51.2%	43.4%	47.7%	58.3%
% of FP17s for the same patient ID Re-attending between 3 & 9 months - Adults	2,334	4,697	49.7%	35.8%	38.2%	50.3%
% of FP17s for Band 1 Urgent Courses	666	6,073	11.0%	10.9%	10.6%	9.1%
% of FP17s Relating to Free Repair or Replacements	71	6,073	1.2%	0.5%	0.6%	0.8%
% of FP17s Relating to Continuations	12	6,073	0.2%	0.7%	0.8%	1.0%
% of Patients satisfied with the dentistry they have received	3	3	N/A	89.7%	89.3%	91.5%
% of Patients satisfied with the time they had to wait for an appointment	2	3	N/A	82.7%	84.4%	87.9%

* This is based on patients treated on this contract for their most recent course of treatment. Figures in italics indicate the base number of FP17s or Patient Questionnaire responses are less than 100. N/A is shown where the base number of responses is less than 10 during the period. % is calculated as Quantity/Base number*100

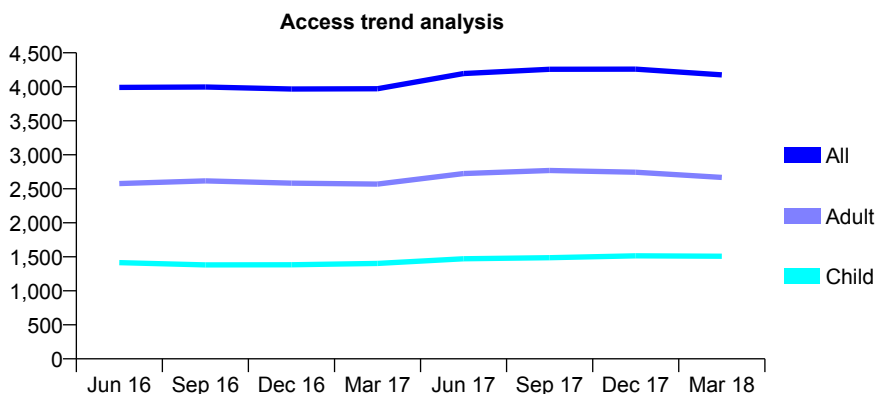
Q61 - Vital Signs At a Glance Contract Report for 925942/0001 - March 2018

Name or company name	MR YR SARWAR
Contract type name	GDS Contract
Purpose of contract	General
Contract start date	01/04/2006
Contract end date	

17/18 Contracted general activity (UDA)	8,836
Carry forward general activity (UDA)	-157
17/18 Contracted orthodontic activity (UOA)	0
Carry forward orthodontic activity (UOA)	0
Baseline contract value	£225,364.84

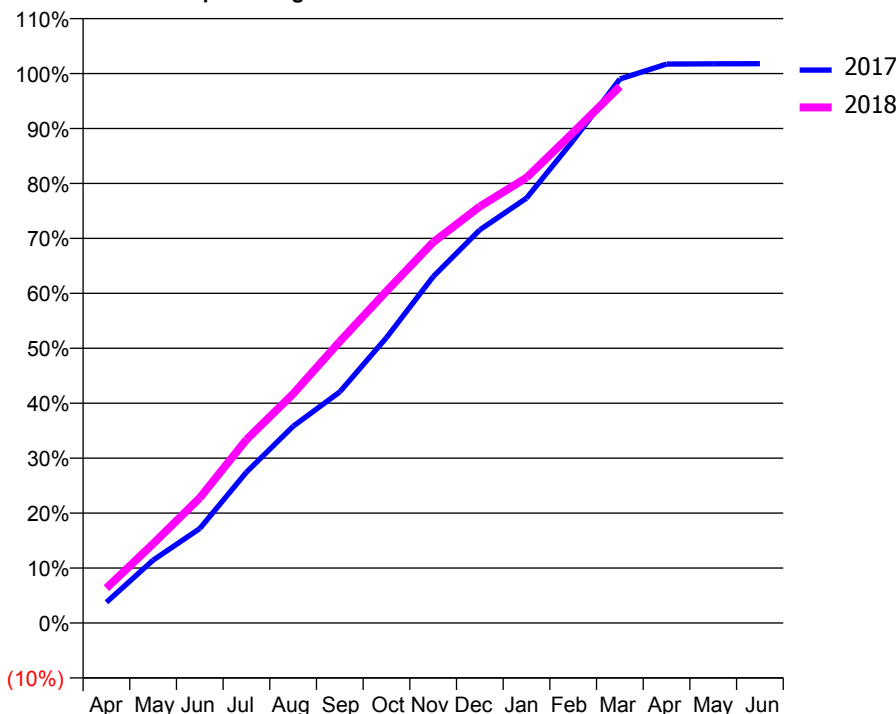
ACCESS*

Patients seen in 24 months	Total	Change since previous quarter
Quarter ending March 2017	3,972	
Quarter ending June 2017	4,196	↑
Quarter ending September 2017	4,258	→
Quarter ending December 2017	4,259	→
Quarter ending March 2018	4,176	↓
Variance since March 2017	5.1%	↑



ACTIVITY

Cumulative percentage of contracted UDA delivered 2017 & 2018



Month	Adjusted Scheduled Activity (UDA)	
	2017	2018
April	333	560
May	1,011	1,275
June	1,520	2,011
July	2,426	2,949
August	3,164	3,685
September	3,717	4,527
October	4,590	5,337
November	5,570	6,122
December	6,322	6,697
January	6,833	7,161
February	7,759	7,887
March	8,748	8,627
April	8,988	
May	8,992	
June	8,993	

QUALITY

	Quantity	Base Number	Contract	AT	Region	England
% of FP17s for the same patient ID Re-attending within 3 months - Children	114	1,775	6.4%	10.5%	11.5%	11.9%
% of FP17s for the same patient ID Re-attending within 3 months - Adults	369	2,727	13.5%	16.1%	16.8%	16.0%
% of FP17s for the same patient ID Re-attending between 3 & 9 months - Children	737	1,775	41.5%	43.4%	47.7%	58.3%
% of FP17s for the same patient ID Re-attending between 3 & 9 months - Adults	889	2,727	32.6%	35.8%	38.2%	50.3%
% of FP17s for Band 1 Urgent Courses	374	3,644	10.3%	10.9%	10.6%	9.1%
% of FP17s Relating to Free Repair or Replacements	15	3,644	0.4%	0.5%	0.6%	0.8%
% of FP17s Relating to Continuations	55	3,644	1.5%	0.7%	0.8%	1.0%
% of Patients satisfied with the dentistry they have received	3	3	N/A	89.7%	89.3%	91.5%
% of Patients satisfied with the time they had to wait for an appointment	2	3	N/A	82.7%	84.4%	87.9%

* This is based on patients treated on this contract for their most recent course of treatment. Figures in italics indicate the base number of FP17s or Patient Questionnaire responses are less than 100. N/A is shown where the base number of responses is less than 10 during the period. % is calculated as Quantity/Base number*100

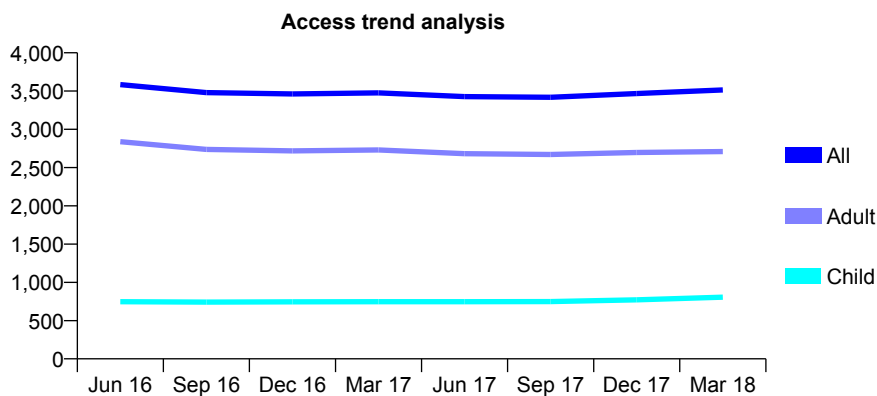
Q61 - Vital Signs At a Glance Contract Report for 925985/0001 - March 2018

Name or company name	MR S CHOPRA
Contract type name	GDS Contract
Purpose of contract	General
Contract start date	01/04/2006
Contract end date	

17/18 Contracted general activity (UDA)	6,963
Carry forward general activity (UDA)	-68
17/18 Contracted orthodontic activity (UOA)	0
Carry forward orthodontic activity (UOA)	0
Baseline contract value	£243,458.44

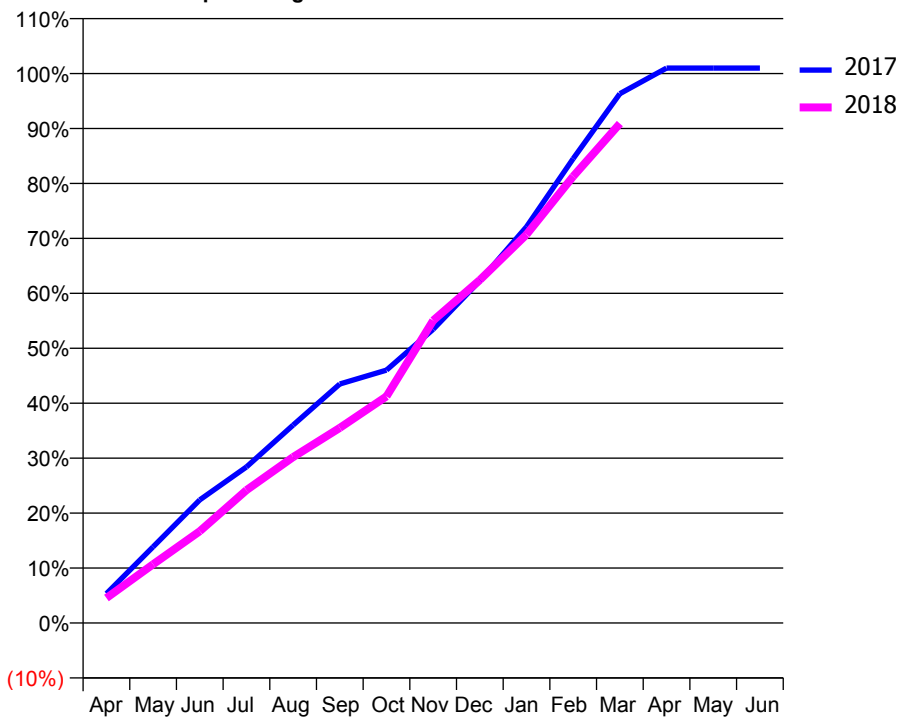
ACCESS*

Patients seen in 24 months	Total	Change since previous quarter
Quarter ending March 2017	3,476	
Quarter ending June 2017	3,428	↓
Quarter ending September 2017	3,419	→
Quarter ending December 2017	3,468	→
Quarter ending March 2018	3,515	→
Variance since March 2017	1.1%	→



ACTIVITY

Cumulative percentage of contracted UDA delivered 2017 & 2018



Month	Adjusted Scheduled Activity (UDA)	
	2017	2018
April	372	317
May	965	744
June	1,560	1,163
July	1,978	1,684
August	2,509	2,103
September	3,029	2,473
October	3,204	2,872
November	3,721	3,833
December	4,336	4,347
January	5,020	4,923
February	5,884	5,659
March	6,707	6,328
April	7,031	
May	7,031	
June	7,031	

QUALITY

	Quantity	Base Number	Contract	AT	Region	England
% of FP17s for the same patient ID Re-attending within 3 months - Children	55	881	6.2%	10.5%	11.5%	11.9%
% of FP17s for the same patient ID Re-attending within 3 months - Adults	270	2,620	10.3%	16.1%	16.8%	16.0%
% of FP17s for the same patient ID Re-attending between 3 & 9 months - Children	352	881	40.0%	43.4%	47.7%	58.3%
% of FP17s for the same patient ID Re-attending between 3 & 9 months - Adults	848	2,620	32.4%	35.8%	38.2%	50.3%
% of FP17s for Band 1 Urgent Courses	215	2,679	8.0%	10.9%	10.6%	9.1%
% of FP17s Relating to Free Repair or Replacements	4	2,679	0.1%	0.5%	0.6%	0.8%
% of FP17s Relating to Continuations	8	2,679	0.3%	0.7%	0.8%	1.0%
% of Patients satisfied with the dentistry they have received	2	2	N/A	89.7%	89.3%	91.5%
% of Patients satisfied with the time they had to wait for an appointment	2	2	N/A	82.7%	84.4%	87.9%

* This is based on patients treated on this contract for their most recent course of treatment. Figures in italics indicate the base number of FP17s or Patient Questionnaire responses are less than 100. N/A is shown where the base number of responses is less than 10 during the period. % is calculated as Quantity/Base number*100

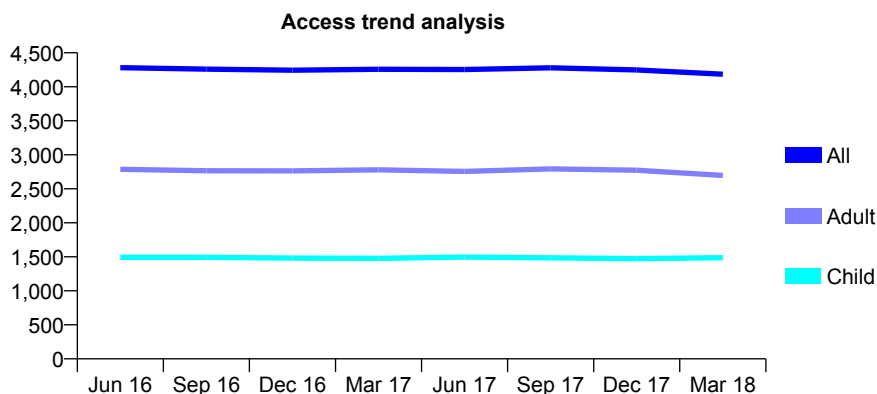
Q61 - Vital Signs At a Glance Contract Report for 926094/0001 - March 2018

Name or company name	MR AN AL-ATTAR
Contract type name	GDS Contract
Purpose of contract	General
Contract start date	01/04/2006
Contract end date	

17/18 Contracted general activity (UDA)	12,876
Carry forward general activity (UDA)	0
17/18 Contracted orthodontic activity (UOA)	0
Carry forward orthodontic activity (UOA)	0
Baseline contract value	£392,077.08

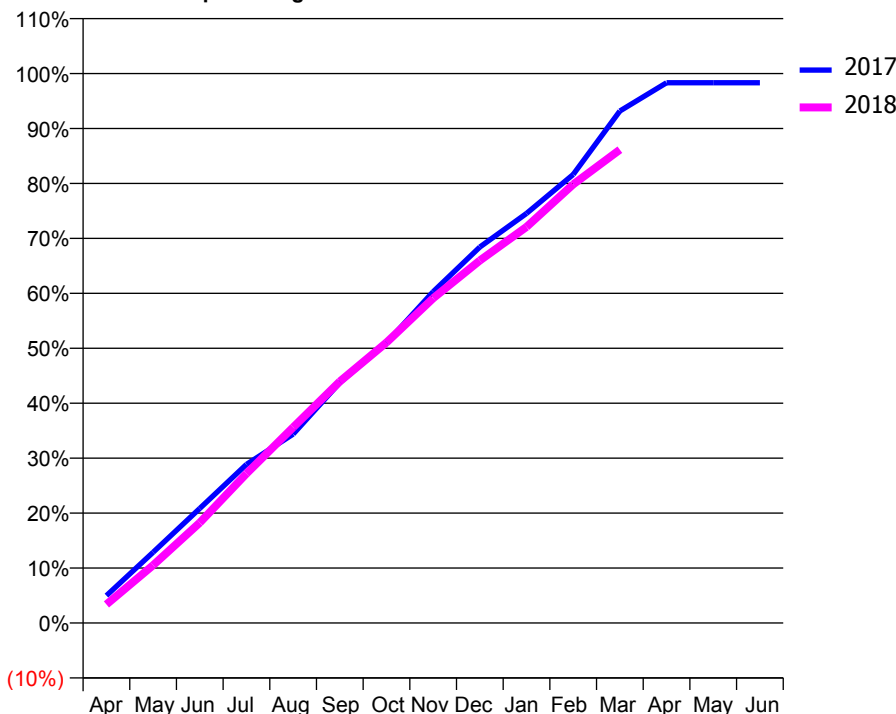
ACCESS*

Patients seen in 24 months	Total	Change since previous quarter
Quarter ending March 2017	4,258	
Quarter ending June 2017	4,254	→
Quarter ending September 2017	4,279	→
Quarter ending December 2017	4,248	→
Quarter ending March 2018	4,186	↓
Variance since March 2017	(1.7%)	↓



ACTIVITY

Cumulative percentage of contracted UDA delivered 2017 & 2018



Month	Adjusted Scheduled Activity (UDA)	
	2017	2018
April	643	437
May	1,658	1,356
June	2,685	2,351
July	3,717	3,502
August	4,426	4,586
September	5,633	5,661
October	6,566	6,574
November	7,762	7,611
December	8,809	8,494
January	9,597	9,283
February	10,510	10,278
March	11,998	11,091
April	12,659	
May	12,659	
June	12,659	

QUALITY

	Quantity	Base Number	Contract	AT	Region	England
% of FP17s for the same patient ID Re-attending within 3 months - Children	198	1,721	11.5%	10.5%	11.5%	11.9%
% of FP17s for the same patient ID Re-attending within 3 months - Adults	697	3,289	21.2%	16.1%	16.8%	16.0%
% of FP17s for the same patient ID Re-attending between 3 & 9 months - Children	720	1,721	41.8%	43.4%	47.7%	58.3%
% of FP17s for the same patient ID Re-attending between 3 & 9 months - Adults	1,221	3,289	37.1%	35.8%	38.2%	50.3%
% of FP17s for Band 1 Urgent Courses	340	4,787	7.1%	10.9%	10.6%	9.1%
% of FP17s Relating to Free Repair or Replacements	33	4,787	0.7%	0.5%	0.6%	0.8%
% of FP17s Relating to Continuations	163	4,787	3.4%	0.7%	0.8%	1.0%
% of Patients satisfied with the dentistry they have received	0	0	N/A	89.7%	89.3%	91.5%
% of Patients satisfied with the time they had to wait for an appointment	0	0	N/A	82.7%	84.4%	87.9%

* This is based on patients treated on this contract for their most recent course of treatment. Figures in italics indicate the base number of FP17s or Patient Questionnaire responses are less than 100. N/A is shown where the base number of responses is less than 10 during the period. % is calculated as Quantity/Base number*100

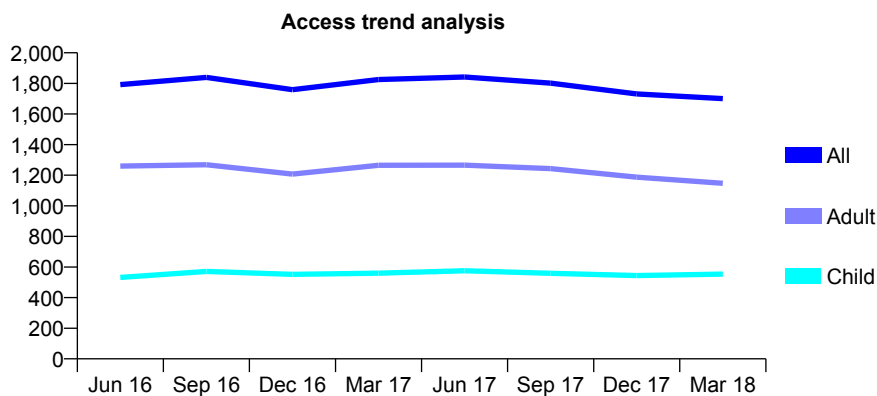
Q61 - Vital Signs At a Glance Contract Report for 927996/0001 - March 2018

Name or company name	MR WU ABALEKE
Contract type name	GDS Contract
Purpose of contract	General
Contract start date	01/04/2006
Contract end date	

17/18 Contracted general activity (UDA)	5,148
Carry forward general activity (UDA)	0
17/18 Contracted orthodontic activity (UOA)	0
Carry forward orthodontic activity (UOA)	0
Baseline contract value	£164,524.42

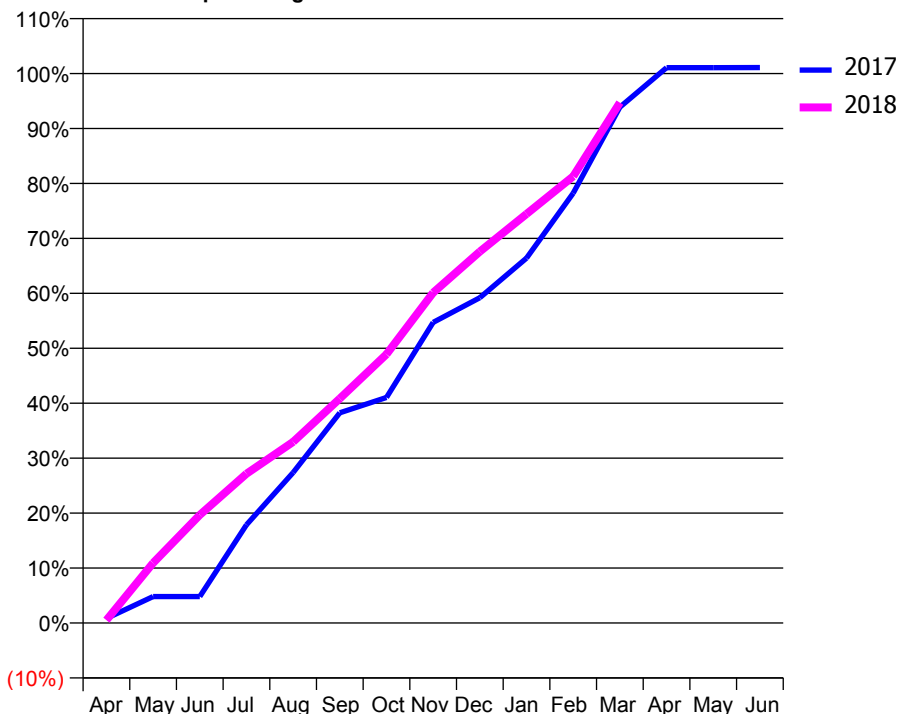
ACCESS*

Patients seen in 24 months	Total	Change since previous quarter
Quarter ending March 2017	1,825	
Quarter ending June 2017	1,842	→
Quarter ending September 2017	1,802	↓
Quarter ending December 2017	1,731	↓
Quarter ending March 2018	1,701	↓
Variance since March 2017	(6.8%)	↓



ACTIVITY

Cumulative percentage of contracted UDA delivered 2017 & 2018



Month	Adjusted Scheduled Activity (UDA)	
	2017	2018
April	43	26
May	248	563
June	248	1,013
July	920	1,399
August	1,409	1,698
September	1,969	2,103
October	2,113	2,518
November	2,817	3,096
December	3,048	3,480
January	3,419	3,832
February	4,027	4,184
March	4,833	4,876
April	5,202	
May	5,202	
June	5,204	

QUALITY

	Quantity	Base Number	Contract	AT	Region	England
% of FP17s for the same patient ID Re-attending within 3 months - Children	61	859	7.1%	10.5%	11.5%	11.9%
% of FP17s for the same patient ID Re-attending within 3 months - Adults	295	1,605	18.4%	16.1%	16.8%	16.0%
% of FP17s for the same patient ID Re-attending between 3 & 9 months - Children	528	859	61.5%	43.4%	47.7%	58.3%
% of FP17s for the same patient ID Re-attending between 3 & 9 months - Adults	801	1,605	49.9%	35.8%	38.2%	50.3%
% of FP17s for Band 1 Urgent Courses	156	1,942	8.0%	10.9%	10.6%	9.1%
% of FP17s Relating to Free Repair or Replacements	12	1,942	0.6%	0.5%	0.6%	0.8%
% of FP17s Relating to Continuations	8	1,942	0.4%	0.7%	0.8%	1.0%
% of Patients satisfied with the dentistry they have received	0	1	N/A	89.7%	89.3%	91.5%
% of Patients satisfied with the time they had to wait for an appointment	1	1	N/A	82.7%	84.4%	87.9%

* This is based on patients treated on this contract for their most recent course of treatment. Figures in italics indicate the base number of FP17s or Patient Questionnaire responses are less than 100. N/A is shown where the base number of responses is less than 10 during the period. % is calculated as Quantity/Base number*100

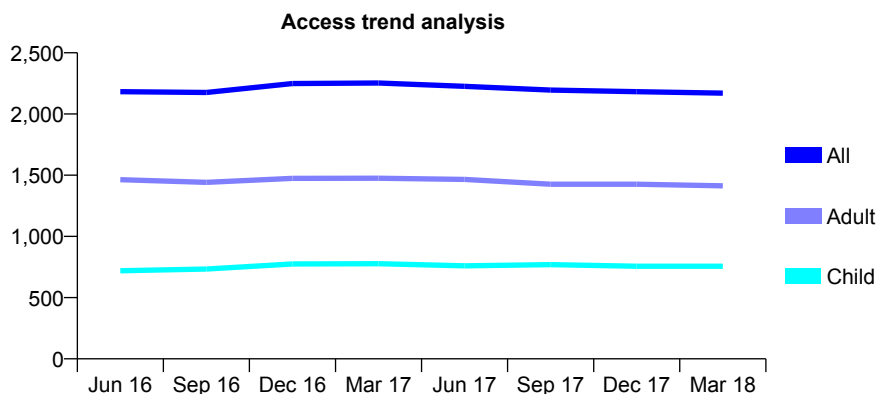
Q61 - Vital Signs At a Glance Contract Report for 929123/0001 - March 2018

Name or company name	MR R MEHROTRA
Contract type name	GDS Contract
Purpose of contract	General
Contract start date	01/04/2006
Contract end date	

17/18 Contracted general activity (UDA)	6,329
Carry forward general activity (UDA)	-59
17/18 Contracted orthodontic activity (UOA)	0
Carry forward orthodontic activity (UOA)	0
Baseline contract value	£227,418.86

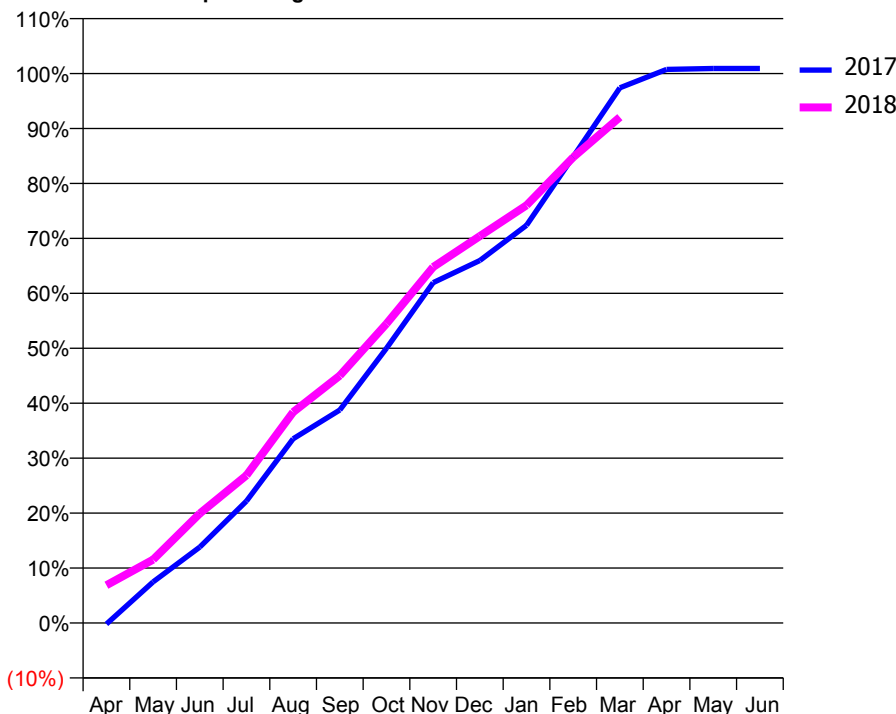
ACCESS*

Patients seen in 24 months	Total	Change since previous quarter
Quarter ending March 2017	2,253	
Quarter ending June 2017	2,226	↓
Quarter ending September 2017	2,196	↓
Quarter ending December 2017	2,182	→
Quarter ending March 2018	2,170	→
Variance since March 2017	(3.7%)	↓



ACTIVITY

Cumulative percentage of contracted UDA delivered 2017 & 2018



Month	Adjusted Scheduled Activity (UDA)	
	2017	2018
April	-12	435
May	473	730
June	875	1,261
July	1,404	1,701
August	2,122	2,429
September	2,454	2,850
October	3,165	3,447
November	3,920	4,099
December	4,175	4,457
January	4,580	4,811
February	5,369	5,363
March	6,165	5,826
April	6,377	
May	6,388	
June	6,388	

QUALITY

	Quantity	Base Number	Contract	AT	Region	England
% of FP17s for the same patient ID Re-attending within 3 months - Children	77	974	7.9%	10.5%	11.5%	11.9%
% of FP17s for the same patient ID Re-attending within 3 months - Adults	248	1,508	16.4%	16.1%	16.8%	16.0%
% of FP17s for the same patient ID Re-attending between 3 & 9 months - Children	510	974	52.4%	43.4%	47.7%	58.3%
% of FP17s for the same patient ID Re-attending between 3 & 9 months - Adults	598	1,508	39.7%	35.8%	38.2%	50.3%
% of FP17s for Band 1 Urgent Courses	154	2,373	6.5%	10.9%	10.6%	9.1%
% of FP17s Relating to Free Repair or Replacements	45	2,373	1.9%	0.5%	0.6%	0.8%
% of FP17s Relating to Continuations	91	2,373	3.8%	0.7%	0.8%	1.0%
% of Patients satisfied with the dentistry they have received	0	0	N/A	89.7%	89.3%	91.5%
% of Patients satisfied with the time they had to wait for an appointment	0	0	N/A	82.7%	84.4%	87.9%

* This is based on patients treated on this contract for their most recent course of treatment. Figures in italics indicate the base number of FP17s or Patient Questionnaire responses are less than 100. N/A is shown where the base number of responses is less than 10 during the period. % is calculated as Quantity/Base number*100

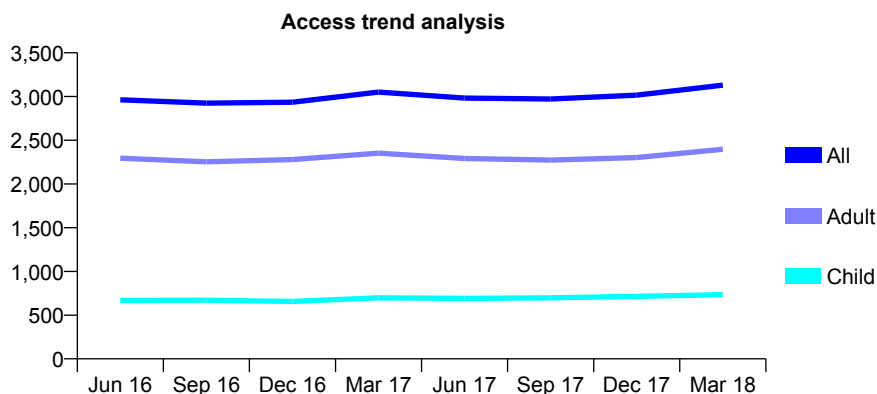
Q61 - Vital Signs At a Glance Contract Report for 929794/0001 - March 2018

Name or company name	MR NM OPARVAR
Contract type name	GDS Contract
Purpose of contract	General
Contract start date	01/04/2006
Contract end date	

17/18 Contracted general activity (UDA)	6,907
Carry forward general activity (UDA)	17
17/18 Contracted orthodontic activity (UOA)	0
Carry forward orthodontic activity (UOA)	0
Baseline contract value	£182,743.24

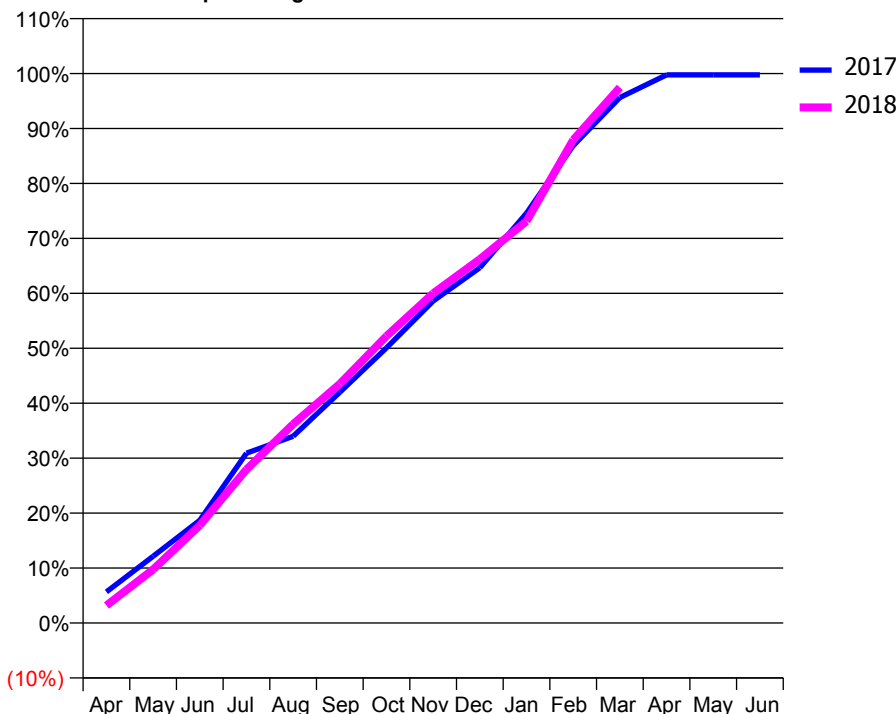
ACCESS*

Patients seen in 24 months	Total	Change since previous quarter
Quarter ending March 2017	3,051	
Quarter ending June 2017	2,983	↓
Quarter ending September 2017	2,971	→
Quarter ending December 2017	3,016	→
Quarter ending March 2018	3,130	↑
Variance since March 2017	2.6%	↑



ACTIVITY

Cumulative percentage of contracted UDA delivered 2017 & 2018



Month	Adjusted Scheduled Activity (UDA)	
	2017	2018
April	392	220
May	839	673
June	1,292	1,228
July	2,134	1,930
August	2,348	2,500
September	2,901	3,006
October	3,459	3,606
November	4,048	4,144
December	4,466	4,573
January	5,151	5,051
February	6,000	6,072
March	6,605	6,732
April	6,890	
May	6,890	
June	6,890	

QUALITY

	Quantity	Base Number	Contract	AT	Region	England
% of FP17s for the same patient ID Re-attending within 3 months - Children	36	905	4.0%	10.5%	11.5%	11.9%
% of FP17s for the same patient ID Re-attending within 3 months - Adults	203	2,635	7.7%	16.1%	16.8%	16.0%
% of FP17s for the same patient ID Re-attending between 3 & 9 months - Children	491	905	54.3%	43.4%	47.7%	58.3%
% of FP17s for the same patient ID Re-attending between 3 & 9 months - Adults	1,277	2,635	48.5%	35.8%	38.2%	50.3%
% of FP17s for Band 1 Urgent Courses	178	3,368	5.3%	10.9%	10.6%	9.1%
% of FP17s Relating to Free Repair or Replacements	0	3,368	0.0%	0.5%	0.6%	0.8%
% of FP17s Relating to Continuations	13	3,368	0.4%	0.7%	0.8%	1.0%
% of Patients satisfied with the dentistry they have received	10	13	76.9%	89.7%	89.3%	91.5%
% of Patients satisfied with the time they had to wait for an appointment	10	13	76.9%	82.7%	84.4%	87.9%

* This is based on patients treated on this contract for their most recent course of treatment. Figures in italics indicate the base number of FP17s or Patient Questionnaire responses are less than 100. N/A is shown where the base number of responses is less than 10 during the period. % is calculated as Quantity/Base number*100

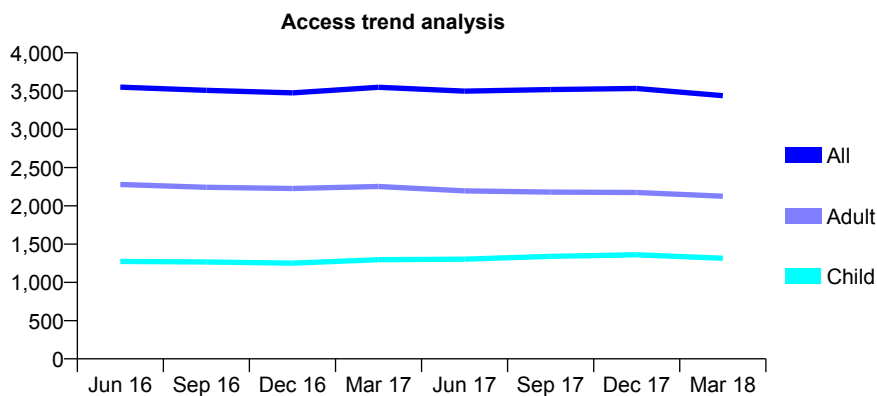
Q61 - Vital Signs At a Glance Contract Report for 932655/0001 - March 2018

Name or company name	MR M POURHASSAN GHAZIJAHANI
Contract type name	GDS Contract
Purpose of contract	General
Contract start date	01/04/2006
Contract end date	

17/18 Contracted general activity (UDA)	7,776
Carry forward general activity (UDA)	-66
17/18 Contracted orthodontic activity (UOA)	0
Carry forward orthodontic activity (UOA)	0
Baseline contract value	£219,181.53

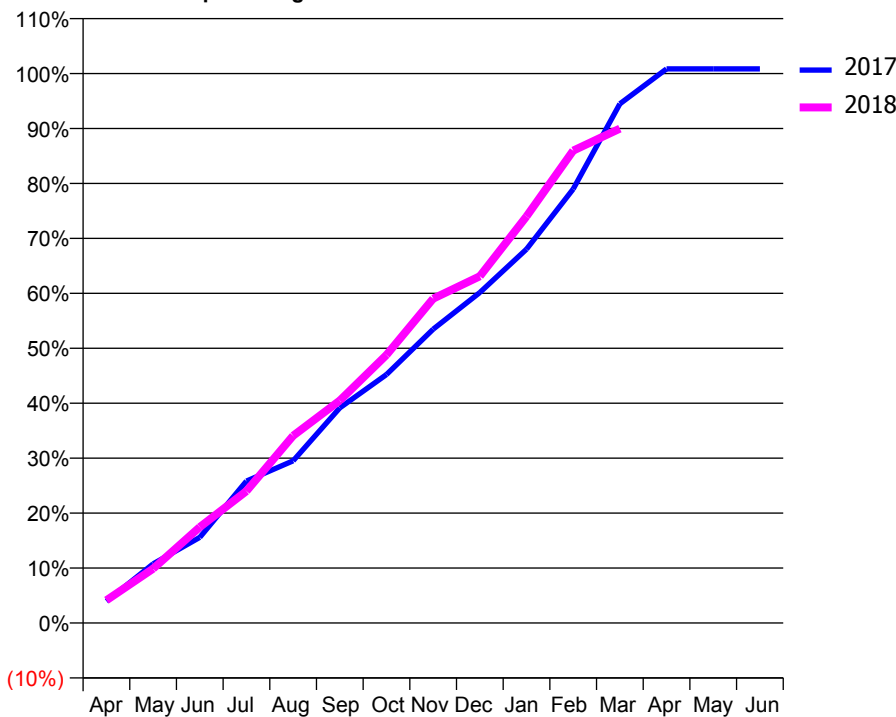
ACCESS*

Patients seen in 24 months	Total	Change since previous quarter
Quarter ending March 2017	3,549	
Quarter ending June 2017	3,499	↓
Quarter ending September 2017	3,519	→
Quarter ending December 2017	3,534	→
Quarter ending March 2018	3,440	↓
Variance since March 2017	(3.1%)	↓



ACTIVITY

Cumulative percentage of contracted UDA delivered 2017 & 2018



Month	Adjusted Scheduled Activity (UDA)	
	2017	2018
April	309	323
May	838	769
June	1,213	1,357
July	2,009	1,867
August	2,295	2,651
September	3,046	3,148
October	3,516	3,794
November	4,158	4,590
December	4,678	4,907
January	5,291	5,754
February	6,142	6,685
March	7,347	6,995
April	7,841	
May	7,841	
June	7,842	

QUALITY

	Quantity	Base Number	Contract	AT	Region	England
% of FP17s for the same patient ID Re-attending within 3 months - Children	56	1,467	3.8%	10.5%	11.5%	11.9%
% of FP17s for the same patient ID Re-attending within 3 months - Adults	177	2,097	8.4%	16.1%	16.8%	16.0%
% of FP17s for the same patient ID Re-attending between 3 & 9 months - Children	600	1,467	40.9%	43.4%	47.7%	58.3%
% of FP17s for the same patient ID Re-attending between 3 & 9 months - Adults	793	2,097	37.8%	35.8%	38.2%	50.3%
% of FP17s for Band 1 Urgent Courses	140	3,371	4.2%	10.9%	10.6%	9.1%
% of FP17s Relating to Free Repair or Replacements	29	3,371	0.9%	0.5%	0.6%	0.8%
% of FP17s Relating to Continuations	21	3,371	0.6%	0.7%	0.8%	1.0%
% of Patients satisfied with the dentistry they have received	3	3	N/A	89.7%	89.3%	91.5%
% of Patients satisfied with the time they had to wait for an appointment	3	3	N/A	82.7%	84.4%	87.9%

* This is based on patients treated on this contract for their most recent course of treatment. Figures in italics indicate the base number of FP17s or Patient Questionnaire responses are less than 100. N/A is shown where the base number of responses is less than 10 during the period. % is calculated as Quantity/Base number*100

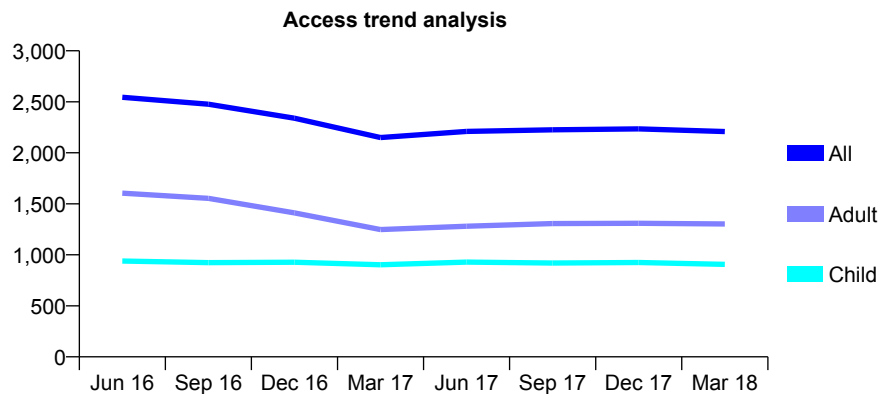
Q61 - Vital Signs At a Glance Contract Report for 932752/0002 - March 2018

Name or company name	Wood Street Dental Surgery
Contract type name	GDS Contract
Purpose of contract	General
Contract start date	01/04/2006
Contract end date	

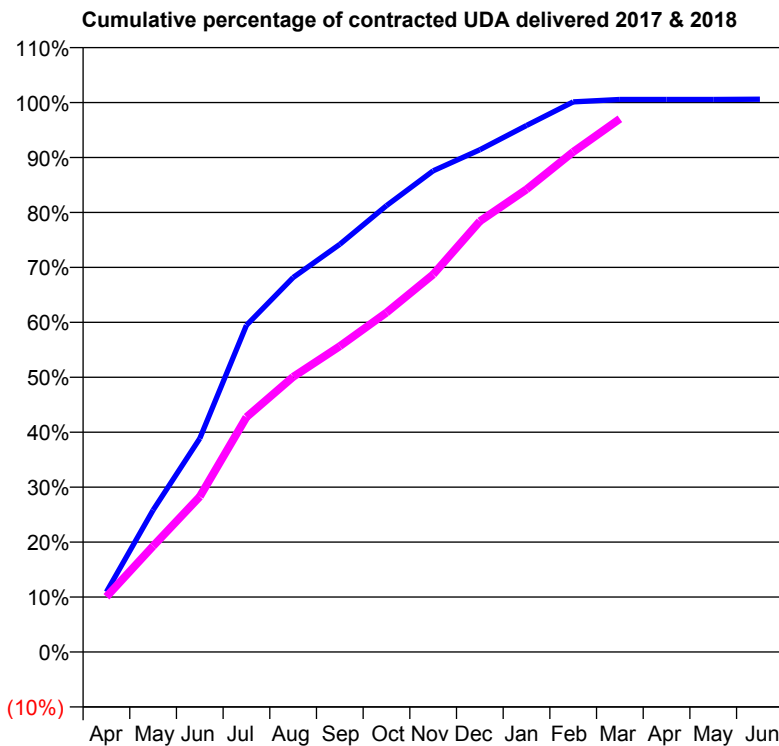
17/18 Contracted general activity (UDA)	5,651
Carry forward general activity (UDA)	-34
17/18 Contracted orthodontic activity (UOA)	0
Carry forward orthodontic activity (UOA)	0
Baseline contract value	£166,268.38

ACCESS*

Patients seen in 24 months	Total	Change since previous quarter
Quarter ending March 2017	2,150	
Quarter ending June 2017	2,210	↑
Quarter ending September 2017	2,226	→
Quarter ending December 2017	2,234	→
Quarter ending March 2018	2,208	↓
Variance since March 2017	2.7%	↑



ACTIVITY



Month	Adjusted Scheduled Activity (UDA)	
	2017	2018
April	617	569
May	1,459	1,089
June	2,196	1,598
July	3,360	2,416
August	3,852	2,829
September	4,192	3,145
October	4,590	3,490
November	4,948	3,883
December	5,165	4,430
January	5,414	4,757
February	5,657	5,143
March	5,682	5,483
April	5,682	
May	5,682	
June	5,685	

QUALITY

	Quantity	Base Number	Contract	AT	Region	England
% of FP17s for the same patient ID Re-attending within 3 months - Children	83	1,097	7.6%	10.5%	11.5%	11.9%
% of FP17s for the same patient ID Re-attending within 3 months - Adults	165	1,184	13.9%	16.1%	16.8%	16.0%
% of FP17s for the same patient ID Re-attending between 3 & 9 months - Children	426	1,097	38.8%	43.4%	47.7%	58.3%
% of FP17s for the same patient ID Re-attending between 3 & 9 months - Adults	320	1,184	27.0%	35.8%	38.2%	50.3%
% of FP17s for Band 1 Urgent Courses	352	2,281	15.4%	10.9%	10.6%	9.1%
% of FP17s Relating to Free Repair or Replacements	0	2,281	0.0%	0.5%	0.6%	0.8%
% of FP17s Relating to Continuations	0	2,281	0.0%	0.7%	0.8%	1.0%
% of Patients satisfied with the dentistry they have received	0	0	N/A	89.7%	89.3%	91.5%
% of Patients satisfied with the time they had to wait for an appointment	0	0	N/A	82.7%	84.4%	87.9%

* This is based on patients treated on this contract for their most recent course of treatment. Figures in italics indicate the base number of FP17s or Patient Questionnaire responses are less than 100. N/A is shown where the base number of responses is less than 10 during the period. % is calculated as Quantity/Base number*100

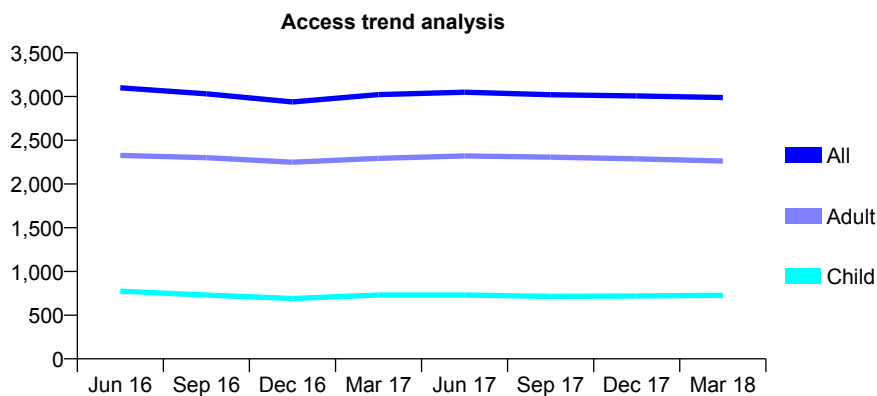
Q61 - Vital Signs At a Glance Contract Report for 932965/0001 - March 2018

Name or company name	MR A MEHRI
Contract type name	GDS Contract
Purpose of contract	General
Contract start date	01/04/2006
Contract end date	

17/18 Contracted general activity (UDA)	11,839
Carry forward general activity (UDA)	-63
17/18 Contracted orthodontic activity (UOA)	0
Carry forward orthodontic activity (UOA)	0
Baseline contract value	£399,114.64

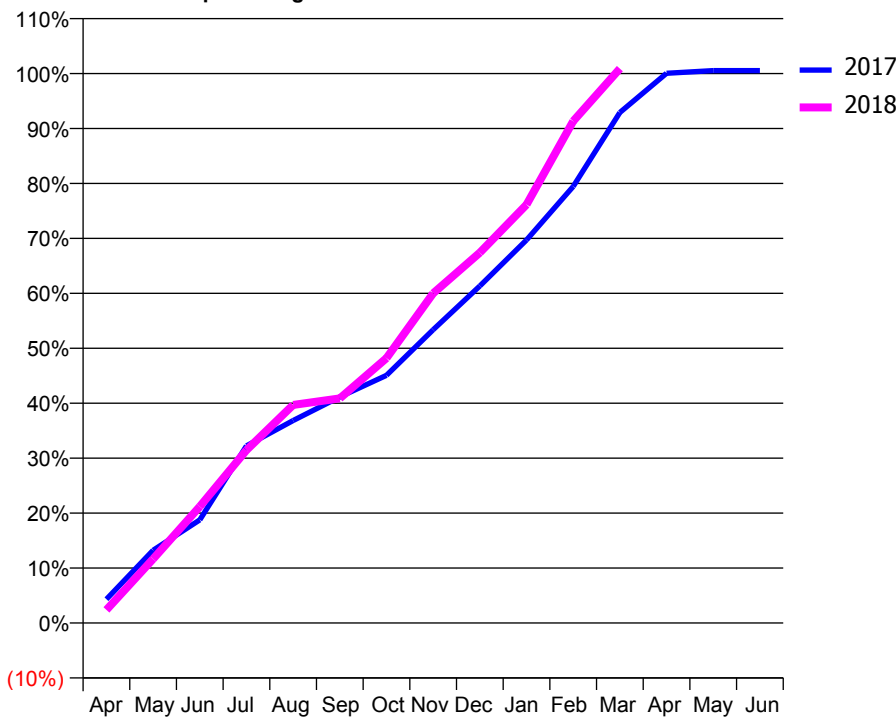
ACCESS*

Patients seen in 24 months	Total	Change since previous quarter
Quarter ending March 2017	3,022	
Quarter ending June 2017	3,050	→
Quarter ending September 2017	3,021	→
Quarter ending December 2017	3,006	→
Quarter ending March 2018	2,989	→
Variance since March 2017	(1.1%)	↓



ACTIVITY

Cumulative percentage of contracted UDA delivered 2017 & 2018



Month	Adjusted Scheduled Activity (UDA)	
	2017	2018
April	513	282
May	1,567	1,382
June	2,223	2,509
July	3,816	3,724
August	4,363	4,699
September	4,872	4,840
October	5,336	5,706
November	6,319	7,105
December	7,260	7,979
January	8,254	9,015
February	9,404	10,812
March	11,000	11,945
April	11,843	
May	11,902	
June	11,902	

QUALITY

	Quantity	Base Number	Contract	AT	Region	England
% of FP17s for the same patient ID Re-attending within 3 months - Children	43	688	6.3%	10.5%	11.5%	11.9%
% of FP17s for the same patient ID Re-attending within 3 months - Adults	236	2,150	11.0%	16.1%	16.8%	16.0%
% of FP17s for the same patient ID Re-attending between 3 & 9 months - Children	204	688	29.7%	43.4%	47.7%	58.3%
% of FP17s for the same patient ID Re-attending between 3 & 9 months - Adults	590	2,150	27.4%	35.8%	38.2%	50.3%
% of FP17s for Band 1 Urgent Courses	231	2,675	8.6%	10.9%	10.6%	9.1%
% of FP17s Relating to Free Repair or Replacements	0	2,675	0.0%	0.5%	0.6%	0.8%
% of FP17s Relating to Continuations	11	2,675	0.4%	0.7%	0.8%	1.0%
% of Patients satisfied with the dentistry they have received	1	1	N/A	89.7%	89.3%	91.5%
% of Patients satisfied with the time they had to wait for an appointment	1	1	N/A	82.7%	84.4%	87.9%

* This is based on patients treated on this contract for their most recent course of treatment. Figures in italics indicate the base number of FP17s or Patient Questionnaire responses are less than 100. N/A is shown where the base number of responses is less than 10 during the period. % is calculated as Quantity/Base number*100

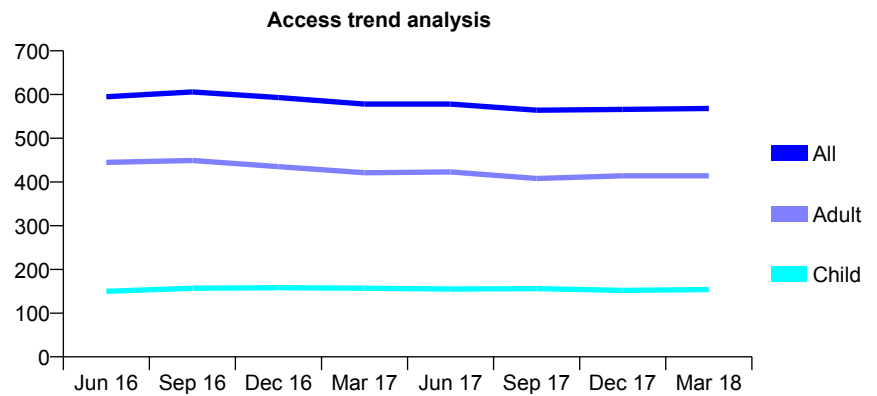
Q61 - Vital Signs At a Glance Contract Report for 932965/0002 - March 2018

Name or company name	MR A MEHRI
Contract type name	GDS Contract
Purpose of contract	General
Contract start date	01/04/2006
Contract end date	

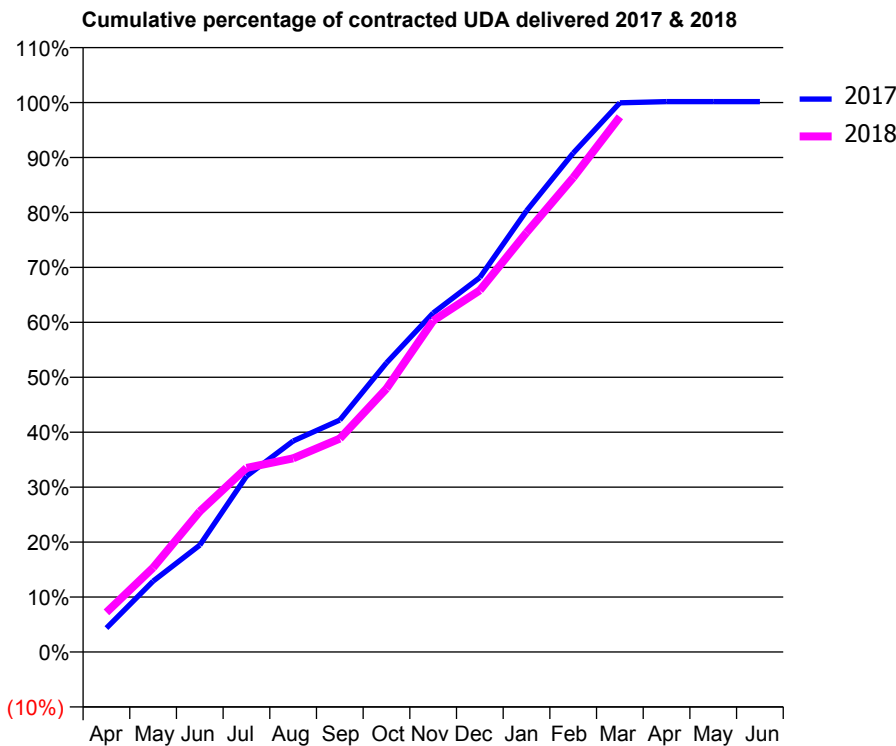
17/18 Contracted general activity (UDA)	2,866
Carry forward general activity (UDA)	-5
17/18 Contracted orthodontic activity (UOA)	0
Carry forward orthodontic activity (UOA)	0
Baseline contract value	£91,963.55

ACCESS*

Patients seen in 24 months	Total	Change since previous quarter
Quarter ending March 2017	578	
Quarter ending June 2017	578	→
Quarter ending September 2017	564	↓
Quarter ending December 2017	566	→
Quarter ending March 2018	568	→
Variance since March 2017	(1.7%)	↓



ACTIVITY



Month	Adjusted Scheduled Activity (UDA)	
	2017	2018
April	125	207
May	370	440
June	557	733
July	917	960
August	1,100	1,010
September	1,210	1,113
October	1,508	1,374
November	1,768	1,728
December	1,954	1,886
January	2,301	2,188
February	2,602	2,474
March	2,865	2,791
April	2,871	
May	2,871	
June	2,871	

QUALITY

	Quantity	Base Number	Contract	AT	Region	England
% of FP17s for the same patient ID Re-attending within 3 months - Children	10	155	6.5%	10.5%	11.5%	11.9%
% of FP17s for the same patient ID Re-attending within 3 months - Adults	40	374	10.7%	16.1%	16.8%	16.0%
% of FP17s for the same patient ID Re-attending between 3 & 9 months - Children	47	155	30.3%	43.4%	47.7%	58.3%
% of FP17s for the same patient ID Re-attending between 3 & 9 months - Adults	101	374	27.0%	35.8%	38.2%	50.3%
% of FP17s for Band 1 Urgent Courses	42	528	8.0%	10.9%	10.6%	9.1%
% of FP17s Relating to Free Repair or Replacements	0	528	0.0%	0.5%	0.6%	0.8%
% of FP17s Relating to Continuations	1	528	0.2%	0.7%	0.8%	1.0%
% of Patients satisfied with the dentistry they have received	0	0	N/A	89.7%	89.3%	91.5%
% of Patients satisfied with the time they had to wait for an appointment	0	0	N/A	82.7%	84.4%	87.9%

* This is based on patients treated on this contract for their most recent course of treatment. Figures in italics indicate the base number of FP17s or Patient Questionnaire responses are less than 100. N/A is shown where the base number of responses is less than 10 during the period. % is calculated as Quantity/Base number*100

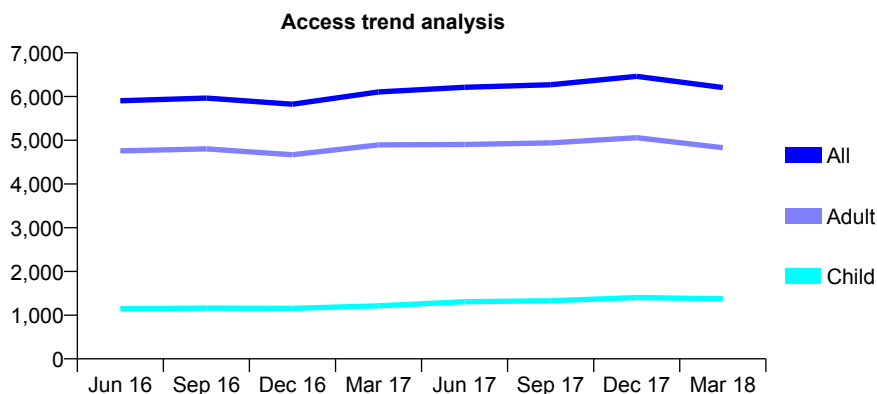
Q61 - Vital Signs At a Glance Contract Report for 934828/0001 - March 2018

Name or company name	MR L MASHENSKY
Contract type name	GDS Contract
Purpose of contract	General
Contract start date	01/04/2006
Contract end date	

17/18 Contracted general activity (UDA)	10,473
Carry forward general activity (UDA)	-209
17/18 Contracted orthodontic activity (UOA)	0
Carry forward orthodontic activity (UOA)	0
Baseline contract value	£384,623.15

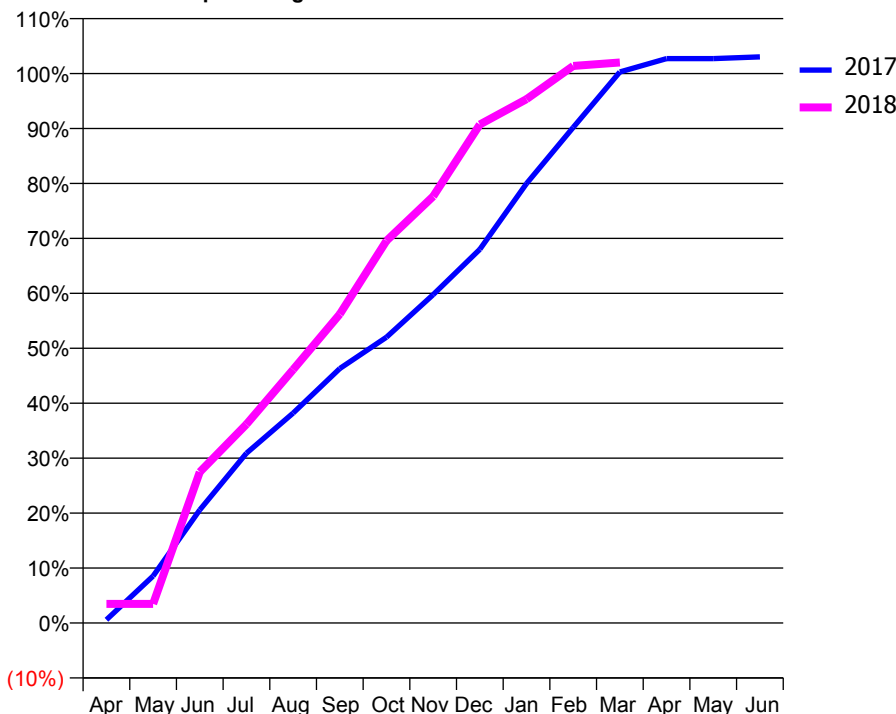
ACCESS*

Patients seen in 24 months	Total	Change since previous quarter
Quarter ending March 2017	6,106	
Quarter ending June 2017	6,211	→
Quarter ending September 2017	6,269	→
Quarter ending December 2017	6,462	↑
Quarter ending March 2018	6,204	↓
Variance since March 2017	1.6%	→



ACTIVITY

Cumulative percentage of contracted UDA delivered 2017 & 2018



Month	Adjusted Scheduled Activity (UDA)	
	2017	2018
April	62	365
May	895	365
June	2,156	2,878
July	3,237	3,788
August	4,002	4,830
September	4,850	5,886
October	5,449	7,286
November	6,259	8,131
December	7,122	9,500
January	8,376	9,984
February	9,446	10,616
March	10,503	10,683
April	10,758	
May	10,758	
June	10,789	

QUALITY

	Quantity	Base Number	Contract	AT	Region	England
% of FP17s for the same patient ID Re-attending within 3 months - Children	34	1,205	2.8%	10.5%	11.5%	11.9%
% of FP17s for the same patient ID Re-attending within 3 months - Adults	214	3,425	6.2%	16.1%	16.8%	16.0%
% of FP17s for the same patient ID Re-attending between 3 & 9 months - Children	216	1,205	17.9%	43.4%	47.7%	58.3%
% of FP17s for the same patient ID Re-attending between 3 & 9 months - Adults	494	3,425	14.4%	35.8%	38.2%	50.3%
% of FP17s for Band 1 Urgent Courses	163	4,469	3.6%	10.9%	10.6%	9.1%
% of FP17s Relating to Free Repair or Replacements	0	4,469	0.0%	0.5%	0.6%	0.8%
% of FP17s Relating to Continuations	5	4,469	0.1%	0.7%	0.8%	1.0%
% of Patients satisfied with the dentistry they have received	1	2	N/A	89.7%	89.3%	91.5%
% of Patients satisfied with the time they had to wait for an appointment	2	2	N/A	82.7%	84.4%	87.9%

* This is based on patients treated on this contract for their most recent course of treatment. Figures in italics indicate the base number of FP17s or Patient Questionnaire responses are less than 100. N/A is shown where the base number of responses is less than 10 during the period. % is calculated as Quantity/Base number*100

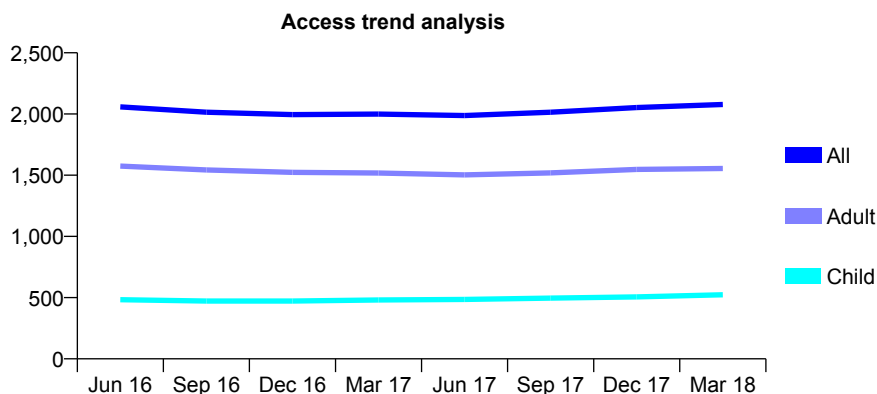
Q61 - Vital Signs At a Glance Contract Report for 935670/0001 - March 2018

Name or company name	MR PK OCANSEY
Contract type name	GDS Contract
Purpose of contract	General
Contract start date	01/04/2006
Contract end date	

17/18 Contracted general activity (UDA)	7,145
Carry forward general activity (UDA)	271
17/18 Contracted orthodontic activity (UOA)	0
Carry forward orthodontic activity (UOA)	0
Baseline contract value	£204,186.58

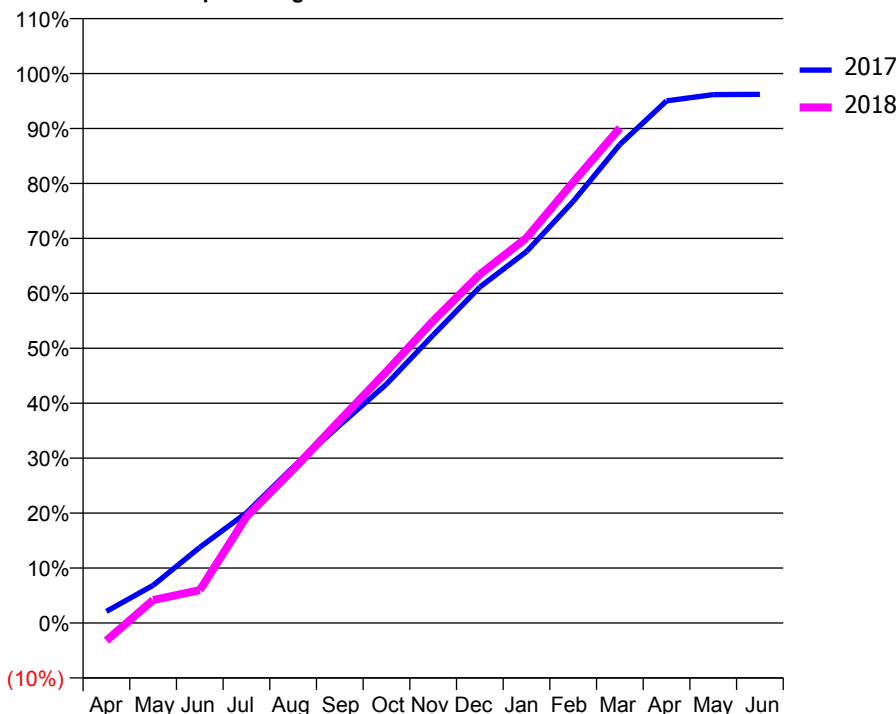
ACCESS*

Patients seen in 24 months	Total	Change since previous quarter
Quarter ending March 2017	1,999	
Quarter ending June 2017	1,988	→
Quarter ending September 2017	2,015	→
Quarter ending December 2017	2,053	→
Quarter ending March 2018	2,078	→
Variance since March 2017	4.0%	↑



ACTIVITY

Cumulative percentage of contracted UDA delivered 2017 & 2018



Month	Adjusted Scheduled Activity (UDA)	
	2017	2018
April	151	-230
May	490	300
June	984	428
July	1,433	1,382
August	2,029	1,996
September	2,574	2,636
October	3,106	3,270
November	3,744	3,930
December	4,369	4,533
January	4,829	5,008
February	5,482	5,733
March	6,221	6,437
April	6,790	
May	6,871	
June	6,874	

QUALITY

	Quantity	Base Number	Contract	AT	Region	England
% of FP17s for the same patient ID Re-attending within 3 months - Children	53	574	9.2%	10.5%	11.5%	11.9%
% of FP17s for the same patient ID Re-attending within 3 months - Adults	236	1,653	14.3%	16.1%	16.8%	16.0%
% of FP17s for the same patient ID Re-attending between 3 & 9 months - Children	228	574	39.7%	43.4%	47.7%	58.3%
% of FP17s for the same patient ID Re-attending between 3 & 9 months - Adults	549	1,653	33.2%	35.8%	38.2%	50.3%
% of FP17s for Band 1 Urgent Courses	151	2,047	7.4%	10.9%	10.6%	9.1%
% of FP17s Relating to Free Repair or Replacements	23	2,047	1.1%	0.5%	0.6%	0.8%
% of FP17s Relating to Continuations	35	2,047	1.7%	0.7%	0.8%	1.0%
% of Patients satisfied with the dentistry they have received	0	0	N/A	89.7%	89.3%	91.5%
% of Patients satisfied with the time they had to wait for an appointment	0	0	N/A	82.7%	84.4%	87.9%

* This is based on patients treated on this contract for their most recent course of treatment. Figures in italics indicate the base number of FP17s or Patient Questionnaire responses are less than 100. N/A is shown where the base number of responses is less than 10 during the period. % is calculated as Quantity/Base number*100

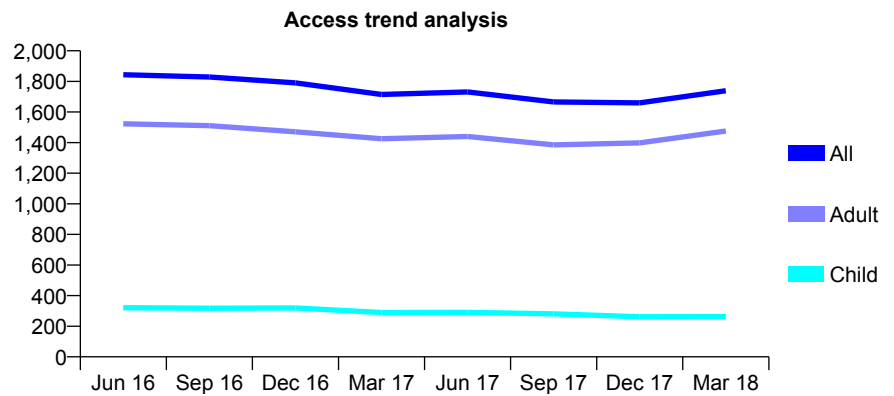
Q61 - Vital Signs At a Glance Contract Report for 935964/0001 - March 2018

Name or company name	MS KN RAO
Contract type name	GDS Contract
Purpose of contract	General
Contract start date	01/04/2006
Contract end date	

17/18 Contracted general activity (UDA)	7,018
Carry forward general activity (UDA)	0
17/18 Contracted orthodontic activity (UOA)	0
Carry forward orthodontic activity (UOA)	0
Baseline contract value	£209,054.95

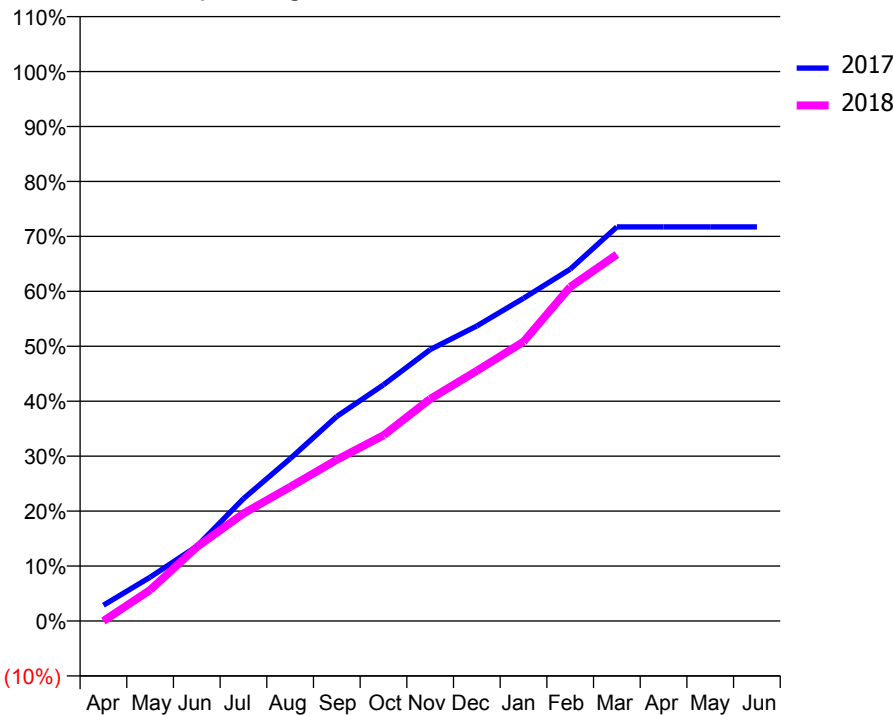
ACCESS*

Patients seen in 24 months	Total	Change since previous quarter
Quarter ending March 2017	1,715	
Quarter ending June 2017	1,731	→
Quarter ending September 2017	1,666	↓
Quarter ending December 2017	1,660	→
Quarter ending March 2018	1,739	↑
Variance since March 2017	1.4%	→



ACTIVITY

Cumulative percentage of contracted UDA delivered 2017 & 2018



Month	Adjusted Scheduled Activity (UDA)	
	2017	2018
April	202	0
May	559	396
June	954	945
July	1,563	1,374
August	2,073	1,712
September	2,613	2,060
October	3,017	2,372
November	3,467	2,836
December	3,767	3,196
January	4,122	3,566
February	4,494	4,268
March	5,033	4,680
April	5,033	
May	5,034	
June	5,034	

QUALITY

	Quantity	Base Number	Contract	AT	Region	England
% of FP17s for the same patient ID Re-attending within 3 months - Children	7	250	2.8%	10.5%	11.5%	11.9%
% of FP17s for the same patient ID Re-attending within 3 months - Adults	49	1,264	3.9%	16.1%	16.8%	16.0%
% of FP17s for the same patient ID Re-attending between 3 & 9 months - Children	84	250	33.6%	43.4%	47.7%	58.3%
% of FP17s for the same patient ID Re-attending between 3 & 9 months - Adults	279	1,264	22.1%	35.8%	38.2%	50.3%
% of FP17s for Band 1 Urgent Courses	124	1,513	8.2%	10.9%	10.6%	9.1%
% of FP17s Relating to Free Repair or Replacements	0	1,513	0.0%	0.5%	0.6%	0.8%
% of FP17s Relating to Continuations	0	1,513	0.0%	0.7%	0.8%	1.0%
% of Patients satisfied with the dentistry they have received	1	1	N/A	89.7%	89.3%	91.5%
% of Patients satisfied with the time they had to wait for an appointment	1	1	N/A	82.7%	84.4%	87.9%

* This is based on patients treated on this contract for their most recent course of treatment. Figures in italics indicate the base number of FP17s or Patient Questionnaire responses are less than 100. N/A is shown where the base number of responses is less than 10 during the period. % is calculated as Quantity/Base number*100

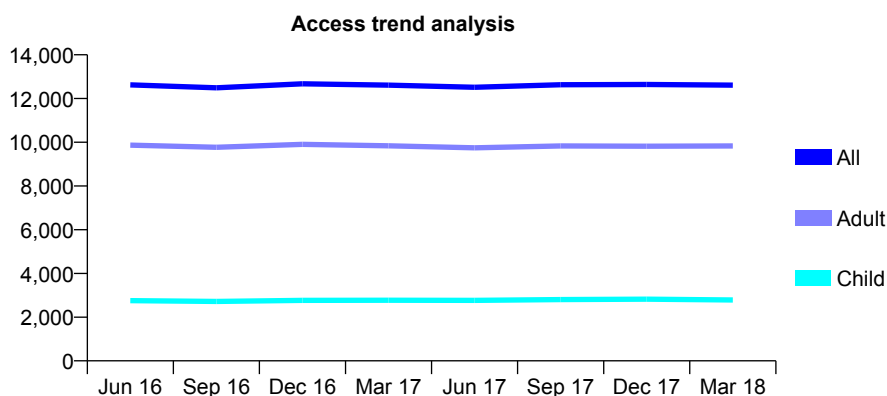
Q61 - Vital Signs At a Glance Contract Report for 936685/0001 - March 2018

Name or company name	MR K MADJIDZADEH AVAL
Contract type name	GDS Contract
Purpose of contract	General
Contract start date	01/04/2006
Contract end date	

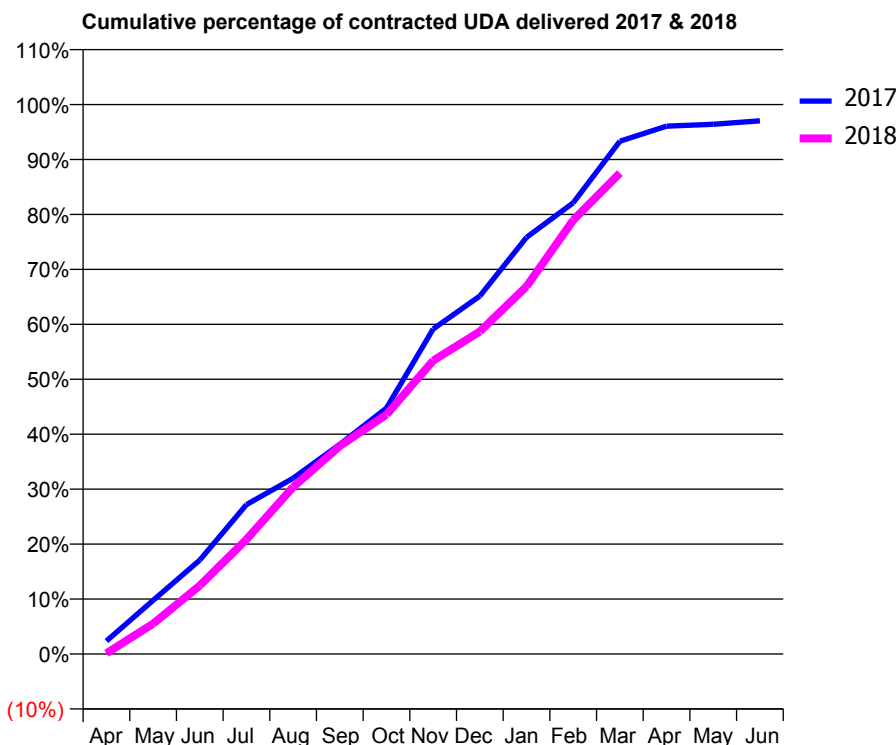
17/18 Contracted general activity (UDA)	33,835
Carry forward general activity (UDA)	1,002
17/18 Contracted orthodontic activity (UOA)	0
Carry forward orthodontic activity (UOA)	0
Baseline contract value	£961,407.80

ACCESS*

Patients seen in 24 months	Total	Change since previous quarter
Quarter ending March 2017	12,611	
Quarter ending June 2017	12,514	→
Quarter ending September 2017	12,629	→
Quarter ending December 2017	12,645	→
Quarter ending March 2018	12,611	→
Variance since March 2017	0.0%	→



ACTIVITY



Month	Adjusted Scheduled Activity (UDA)	
	2017	2018
April	801	49
May	3,307	1,869
June	5,781	4,218
July	9,198	7,058
August	10,822	10,284
September	12,908	12,803
October	15,146	14,746
November	20,012	18,068
December	22,040	19,859
January	25,658	22,635
February	27,778	26,714
March	31,571	29,610
April	32,504	
May	32,615	
June	32,833	

QUALITY

	Quantity	Base Number	Contract	AT	Region	England
% of FP17s for the same patient ID Re-attending within 3 months - Children	122	2,965	4.1%	10.5%	11.5%	11.9%
% of FP17s for the same patient ID Re-attending within 3 months - Adults	1,071	10,087	10.6%	16.1%	16.8%	16.0%
% of FP17s for the same patient ID Re-attending between 3 & 9 months - Children	1,146	2,965	38.7%	43.4%	47.7%	58.3%
% of FP17s for the same patient ID Re-attending between 3 & 9 months - Adults	3,774	10,087	37.4%	35.8%	38.2%	50.3%
% of FP17s for Band 1 Urgent Courses	998	12,565	7.9%	10.9%	10.6%	9.1%
% of FP17s Relating to Free Repair or Replacements	21	12,565	0.2%	0.5%	0.6%	0.8%
% of FP17s Relating to Continuations	77	12,565	0.6%	0.7%	0.8%	1.0%
% of Patients satisfied with the dentistry they have received	7	7	N/A	89.7%	89.3%	91.5%
% of Patients satisfied with the time they had to wait for an appointment	6	7	N/A	82.7%	84.4%	87.9%

* This is based on patients treated on this contract for their most recent course of treatment. Figures in italics indicate the base number of FP17s or Patient Questionnaire responses are less than 100. N/A is shown where the base number of responses is less than 10 during the period. % is calculated as Quantity/Base number*100

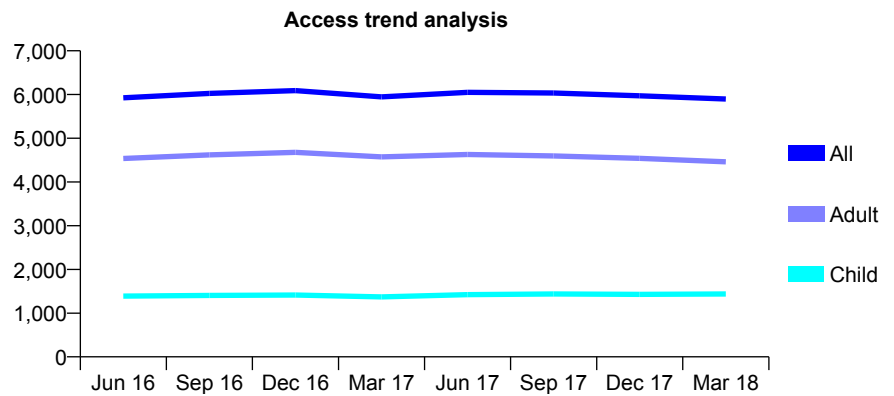
Q61 - Vital Signs At a Glance Contract Report for 937436/0006 - March 2018

Name or company name	MR DJ SACKWILD
Contract type name	GDS Contract
Purpose of contract	General
Contract start date	01/11/2013
Contract end date	

17/18 Contracted general activity (UDA)	17,260
Carry forward general activity (UDA)	11
17/18 Contracted orthodontic activity (UOA)	0
Carry forward orthodontic activity (UOA)	0
Baseline contract value	£437,306.85

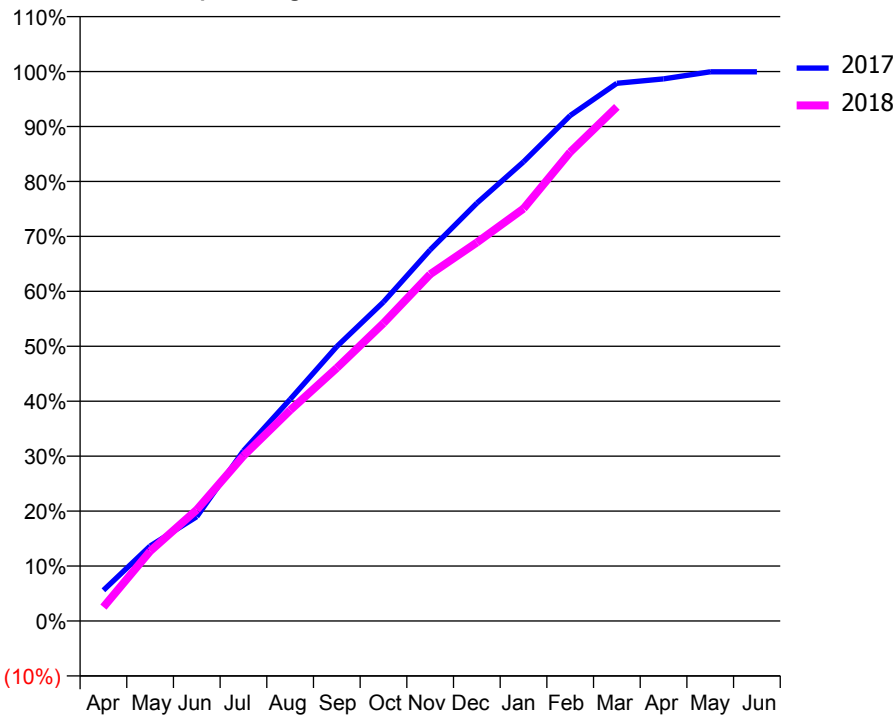
ACCESS*

Patients seen in 24 months	Total	Change since previous quarter
Quarter ending March 2017	5,945	
Quarter ending June 2017	6,051	→
Quarter ending September 2017	6,034	→
Quarter ending December 2017	5,970	↓
Quarter ending March 2018	5,898	↓
Variance since March 2017	(0.8%)	→



ACTIVITY

Cumulative percentage of contracted UDA delivered 2017 & 2018



Month	Adjusted Scheduled Activity (UDA)	
	2017	2018
April	964	439
May	2,358	2,192
June	3,276	3,494
July	5,347	5,187
August	6,964	6,620
September	8,622	7,949
October	10,019	9,353
November	11,657	10,890
December	13,124	11,889
January	14,421	12,953
February	15,876	14,729
March	16,890	16,147
April	17,030	
May	17,249	
June	17,249	

QUALITY

	Quantity	Base Number	Contract	AT	Region	England
% of FP17s for the same patient ID Re-attending within 3 months - Children	120	1,542	7.8%	10.5%	11.5%	11.9%
% of FP17s for the same patient ID Re-attending within 3 months - Adults	447	4,113	10.9%	16.1%	16.8%	16.0%
% of FP17s for the same patient ID Re-attending between 3 & 9 months - Children	605	1,542	39.2%	43.4%	47.7%	58.3%
% of FP17s for the same patient ID Re-attending between 3 & 9 months - Adults	1,086	4,113	26.4%	35.8%	38.2%	50.3%
% of FP17s for Band 1 Urgent Courses	932	5,542	16.8%	10.9%	10.6%	9.1%
% of FP17s Relating to Free Repair or Replacements	0	5,542	0.0%	0.5%	0.6%	0.8%
% of FP17s Relating to Continuations	65	5,542	1.2%	0.7%	0.8%	1.0%
% of Patients satisfied with the dentistry they have received	0	0	N/A	89.7%	89.3%	91.5%
% of Patients satisfied with the time they had to wait for an appointment	0	0	N/A	82.7%	84.4%	87.9%

* This is based on patients treated on this contract for their most recent course of treatment. Figures in italics indicate the base number of FP17s or Patient Questionnaire responses are less than 100. N/A is shown where the base number of responses is less than 10 during the period. % is calculated as Quantity/Base number*100

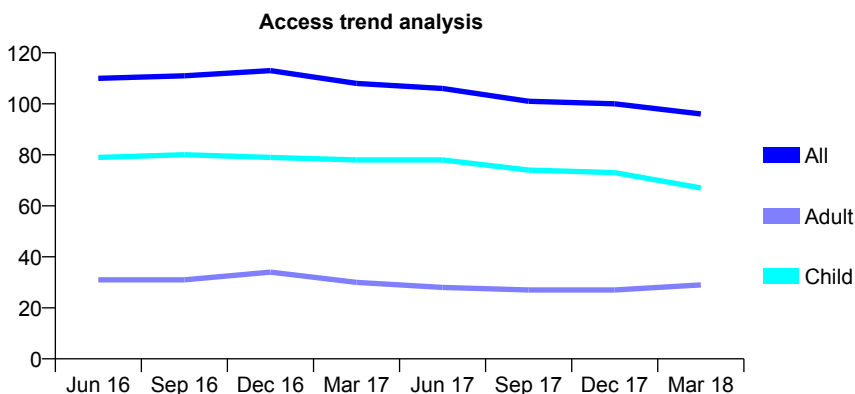
Q61 - Vital Signs At a Glance Contract Report for 941999/0001 - March 2018

Name or company name	MRS S DASWANI
Contract type name	GDS Contract
Purpose of contract	General
Contract start date	01/04/2006
Contract end date	

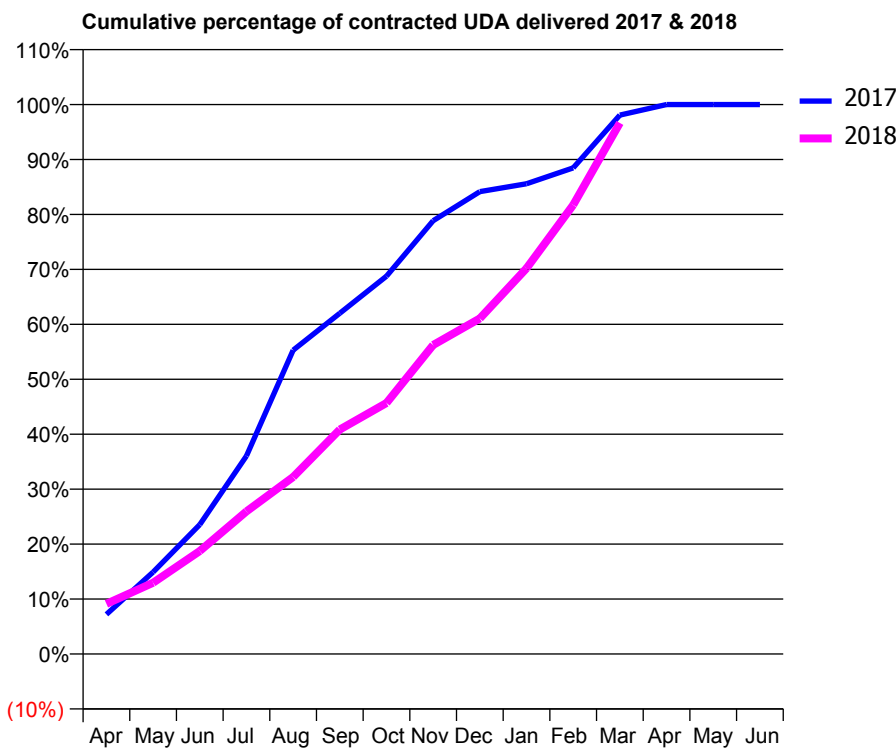
17/18 Contracted general activity (UDA)	208
Carry forward general activity (UDA)	0
17/18 Contracted orthodontic activity (UOA)	0
Carry forward orthodontic activity (UOA)	0
Baseline contract value	£4,927.29

ACCESS*

Patients seen in 24 months	Total	Change since previous quarter
Quarter ending March 2017	108	
Quarter ending June 2017	106	↓
Quarter ending September 2017	101	↓
Quarter ending December 2017	100	→
Quarter ending March 2018	96	↓
Variance since March 2017	(11.1%)	↓



ACTIVITY



Month	Adjusted Scheduled Activity (UDA)	
	2017	2018
April	15	19
May	31	27
June	49	39
July	75	54
August	115	67
September	129	85
October	143	95
November	164	117
December	175	127
January	178	146
February	184	170
March	204	201
April	208	
May	208	
June	208	

QUALITY

	Quantity	Base Number	Contract	AT	Region	England
% of FP17s for the same patient ID Re-attending within 3 months - Children	1	80	1.3%	10.5%	11.5%	11.9%
% of FP17s for the same patient ID Re-attending within 3 months - Adults	4	24	16.7%	16.1%	16.8%	16.0%
% of FP17s for the same patient ID Re-attending between 3 & 9 months - Children	52	80	65.0%	43.4%	47.7%	58.3%
% of FP17s for the same patient ID Re-attending between 3 & 9 months - Adults	12	24	50.0%	35.8%	38.2%	50.3%
% of FP17s for Band 1 Urgent Courses	0	100	0.0%	10.9%	10.6%	9.1%
% of FP17s Relating to Free Repair or Replacements	0	100	0.0%	0.5%	0.6%	0.8%
% of FP17s Relating to Continuations	0	100	0.0%	0.7%	0.8%	1.0%
% of Patients satisfied with the dentistry they have received	0	0	N/A	89.7%	89.3%	91.5%
% of Patients satisfied with the time they had to wait for an appointment	0	0	N/A	82.7%	84.4%	87.9%

* This is based on patients treated on this contract for their most recent course of treatment. Figures in italics indicate the base number of FP17s or Patient Questionnaire responses are less than 100. N/A is shown where the base number of responses is less than 10 during the period. % is calculated as Quantity/Base number*100

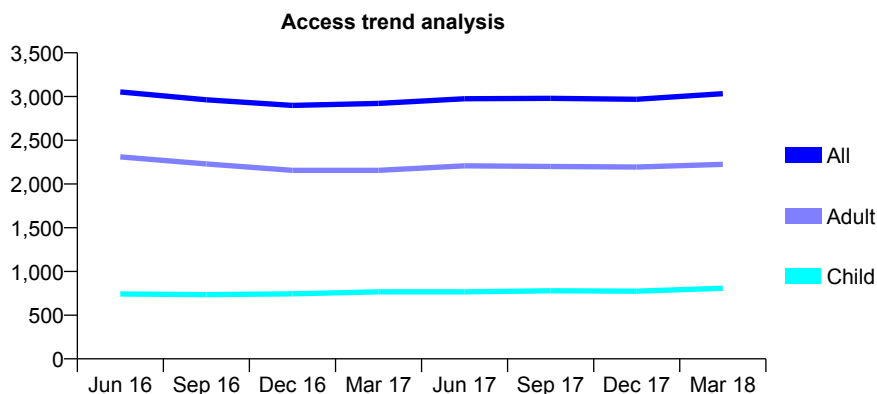
Q61 - Vital Signs At a Glance Contract Report for 944394/0001 - March 2018

Name or company name	MR R PAUL
Contract type name	GDS Contract
Purpose of contract	General
Contract start date	01/04/2006
Contract end date	

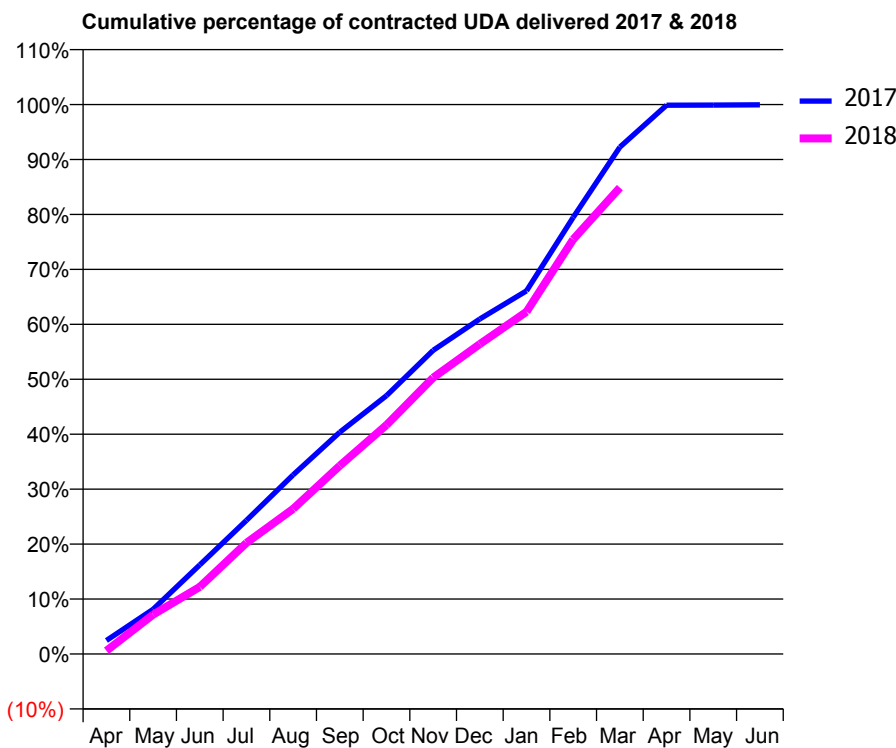
17/18 Contracted general activity (UDA)	9,412
Carry forward general activity (UDA)	6
17/18 Contracted orthodontic activity (UOA)	0
Carry forward orthodontic activity (UOA)	0
Baseline contract value	£243,108.90

ACCESS*

Patients seen in 24 months	Total	Change since previous quarter
Quarter ending March 2017	2,922	
Quarter ending June 2017	2,974	→
Quarter ending September 2017	2,979	→
Quarter ending December 2017	2,968	→
Quarter ending March 2018	3,032	↑
Variance since March 2017	3.8%	↑



ACTIVITY



Month	Adjusted Scheduled Activity (UDA)	
	2017	2018
April	233	56
May	766	675
June	1,526	1,149
July	2,291	1,903
August	3,068	2,486
September	3,799	3,227
October	4,425	3,923
November	5,202	4,734
December	5,738	5,308
January	6,221	5,862
February	7,479	7,101
March	8,683	7,988
April	9,400	
May	9,402	
June	9,406	

QUALITY

	Quantity	Base Number	Contract	AT	Region	England
% of FP17s for the same patient ID Re-attending within 3 months - Children	81	1,016	8.0%	10.5%	11.5%	11.9%
% of FP17s for the same patient ID Re-attending within 3 months - Adults	319	2,317	13.8%	16.1%	16.8%	16.0%
% of FP17s for the same patient ID Re-attending between 3 & 9 months - Children	457	1,016	45.0%	43.4%	47.7%	58.3%
% of FP17s for the same patient ID Re-attending between 3 & 9 months - Adults	894	2,317	38.6%	35.8%	38.2%	50.3%
% of FP17s for Band 1 Urgent Courses	222	3,136	7.1%	10.9%	10.6%	9.1%
% of FP17s Relating to Free Repair or Replacements	65	3,136	2.1%	0.5%	0.6%	0.8%
% of FP17s Relating to Continuations	30	3,136	1.0%	0.7%	0.8%	1.0%
% of Patients satisfied with the dentistry they have received	2	2	N/A	89.7%	89.3%	91.5%
% of Patients satisfied with the time they had to wait for an appointment	2	2	N/A	82.7%	84.4%	87.9%

* This is based on patients treated on this contract for their most recent course of treatment. Figures in italics indicate the base number of FP17s or Patient Questionnaire responses are less than 100. N/A is shown where the base number of responses is less than 10 during the period. % is calculated as Quantity/Base number*100

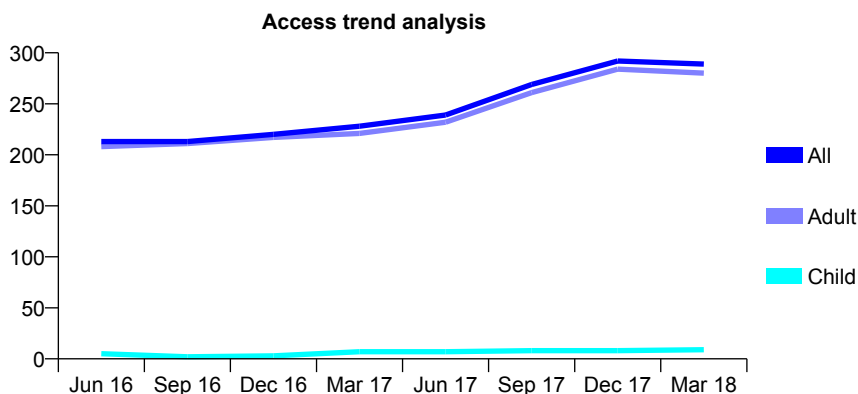
Q61 - Vital Signs At a Glance Contract Report for 947806/0002 - March 2018

Name or company name	MR PA SHAH
Contract type name	PDS Contract
Purpose of contract	General
Contract start date	01/08/2010
Contract end date	31/03/2018

17/18 Contracted general activity (UDA)	1,158
Carry forward general activity (UDA)	-19
17/18 Contracted orthodontic activity (UOA)	0
Carry forward orthodontic activity (UOA)	0
Baseline contract value	£161,722.28

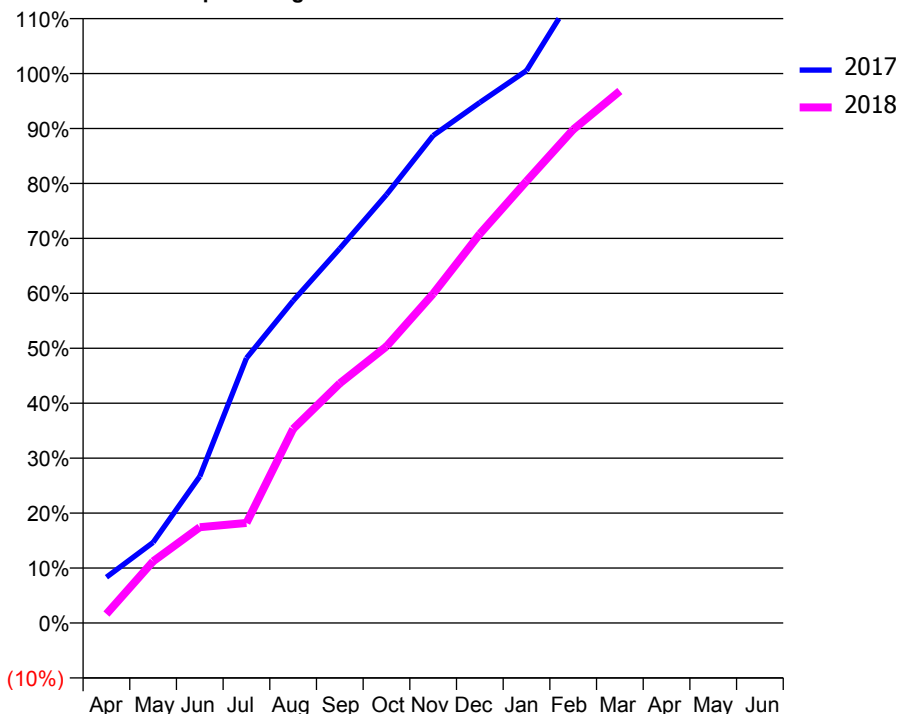
ACCESS*

Patients seen in 24 months	Total	Change since previous quarter
Quarter ending March 2017	228	
Quarter ending June 2017	239	↑
Quarter ending September 2017	269	↑
Quarter ending December 2017	292	↑
Quarter ending March 2018	289	↓
Variance since March 2017	26.8%	↑



ACTIVITY

Cumulative percentage of contracted UDA delivered 2017 & 2018



Month	Adjusted Scheduled Activity (UDA)	
	2017	2018
April	79	19
May	139	130
June	253	202
July	457	211
August	556	409
September	646	505
October	739	583
November	841	694
December	898	820
January	953	931
February	1,082	1,040
March	1,133	1,121
April	1,136	
May	1,145	
June	1,145	

QUALITY

	Quantity	Base Number	Contract	AT	Region	England
% of FP17s for the same patient ID Re-attending within 3 months - Children	0	10	0.0%	10.5%	11.5%	11.9%
% of FP17s for the same patient ID Re-attending within 3 months - Adults	13	362	3.6%	16.1%	16.8%	16.0%
% of FP17s for the same patient ID Re-attending between 3 & 9 months - Children	0	10	0.0%	43.4%	47.7%	58.3%
% of FP17s for the same patient ID Re-attending between 3 & 9 months - Adults	15	362	4.1%	35.8%	38.2%	50.3%
% of FP17s for Band 1 Urgent Courses	0	368	0.0%	10.9%	10.6%	9.1%
% of FP17s Relating to Free Repair or Replacements	0	368	0.0%	0.5%	0.6%	0.8%
% of FP17s Relating to Continuations	0	368	0.0%	0.7%	0.8%	1.0%
% of Patients satisfied with the dentistry they have received	0	0	N/A	89.7%	89.3%	91.5%
% of Patients satisfied with the time they had to wait for an appointment	0	0	N/A	82.7%	84.4%	87.9%

* This is based on patients treated on this contract for their most recent course of treatment. Figures in italics indicate the base number of FP17s or Patient Questionnaire responses are less than 100. N/A is shown where the base number of responses is less than 10 during the period. % is calculated as Quantity/Base number*100

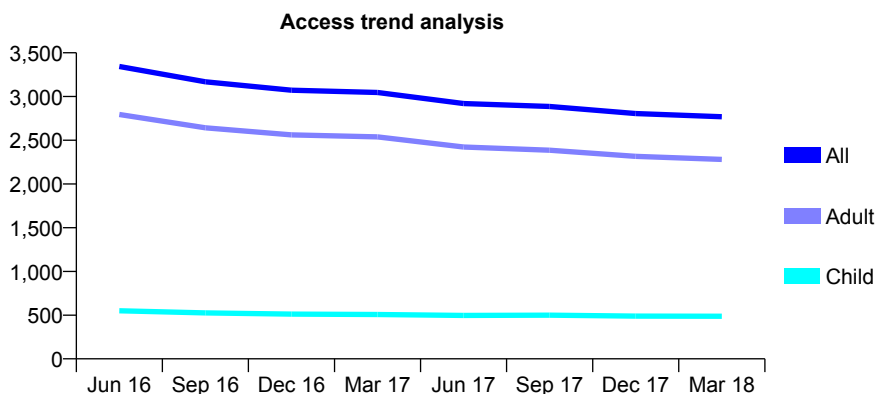
Q61 - Vital Signs At a Glance Contract Report for 949787/0001 - March 2018

Name or company name	MR OA ADEBIYI
Contract type name	GDS Contract
Purpose of contract	General
Contract start date	01/04/2006
Contract end date	

17/18 Contracted general activity (UDA)	9,518
Carry forward general activity (UDA)	0
17/18 Contracted orthodontic activity (UOA)	0
Carry forward orthodontic activity (UOA)	0
Baseline contract value	£232,896.01

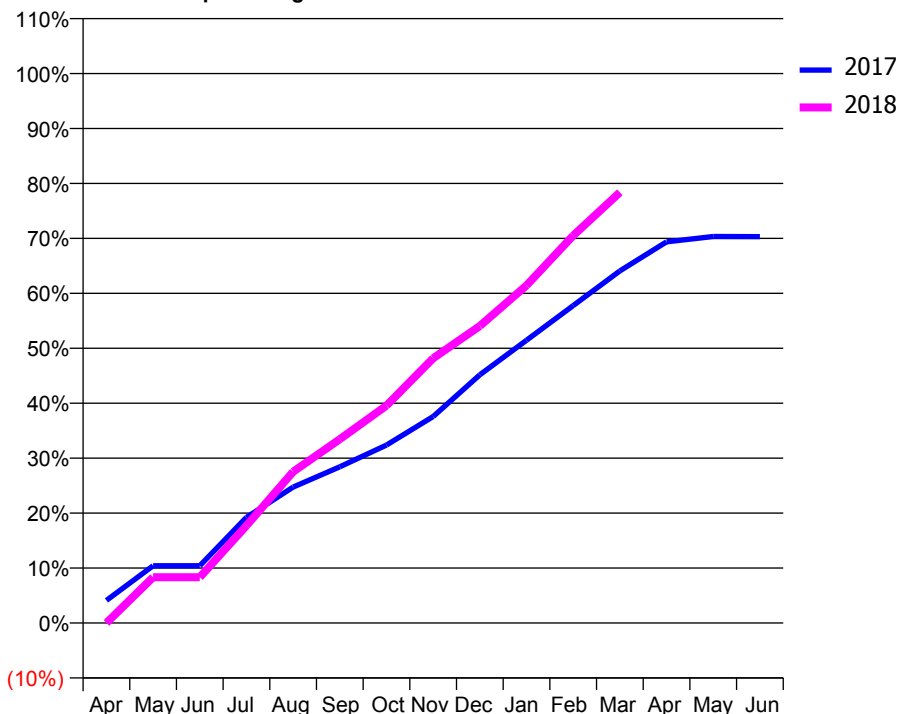
ACCESS*

Patients seen in 24 months	Total	Change since previous quarter
Quarter ending March 2017	3,046	
Quarter ending June 2017	2,920	↓
Quarter ending September 2017	2,886	↓
Quarter ending December 2017	2,805	↓
Quarter ending March 2018	2,768	↓
Variance since March 2017	(9.1%)	↓



ACTIVITY

Cumulative percentage of contracted UDA delivered 2017 & 2018



Month	Adjusted Scheduled Activity (UDA)	
	2017	2018
April	392	0
May	993	793
June	993	793
July	1,831	1,686
August	2,356	2,620
September	2,706	3,184
October	3,083	3,766
November	3,577	4,585
December	4,299	5,145
January	4,897	5,848
February	5,497	6,712
March	6,099	7,460
April	6,603	
May	6,695	
June	6,692	

QUALITY

	Quantity	Base Number	Contract	AT	Region	England
% of FP17s for the same patient ID Re-attending within 3 months - Children	31	613	5.1%	10.5%	11.5%	11.9%
% of FP17s for the same patient ID Re-attending within 3 months - Adults	270	2,355	11.5%	16.1%	16.8%	16.0%
% of FP17s for the same patient ID Re-attending between 3 & 9 months - Children	264	613	43.1%	43.4%	47.7%	58.3%
% of FP17s for the same patient ID Re-attending between 3 & 9 months - Adults	773	2,355	32.8%	35.8%	38.2%	50.3%
% of FP17s for Band 1 Urgent Courses	257	2,748	9.4%	10.9%	10.6%	9.1%
% of FP17s Relating to Free Repair or Replacements	0	2,748	0.0%	0.5%	0.6%	0.8%
% of FP17s Relating to Continuations	0	2,748	0.0%	0.7%	0.8%	1.0%
% of Patients satisfied with the dentistry they have received	1	1	N/A	89.7%	89.3%	91.5%
% of Patients satisfied with the time they had to wait for an appointment	1	1	N/A	82.7%	84.4%	87.9%

* This is based on patients treated on this contract for their most recent course of treatment. Figures in italics indicate the base number of FP17s or Patient Questionnaire responses are less than 100. N/A is shown where the base number of responses is less than 10 during the period. % is calculated as Quantity/Base number*100

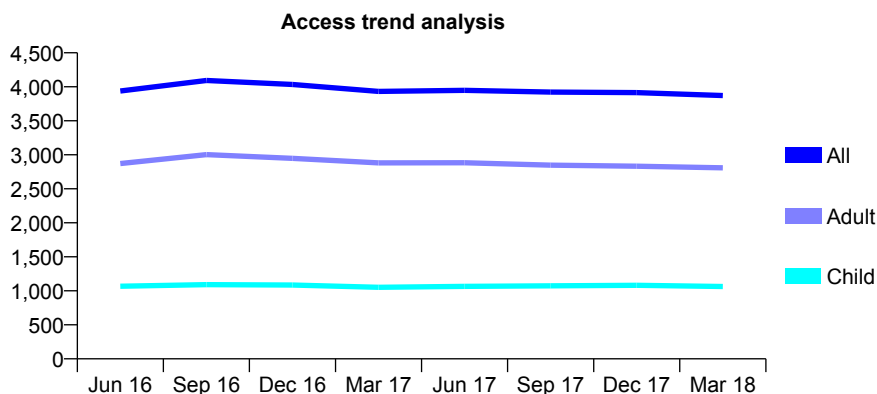
Q61 - Vital Signs At a Glance Contract Report for 949892/0001 - March 2018

Name or company name	MR KC SHAH
Contract type name	GDS Contract
Purpose of contract	General
Contract start date	21/07/2010
Contract end date	

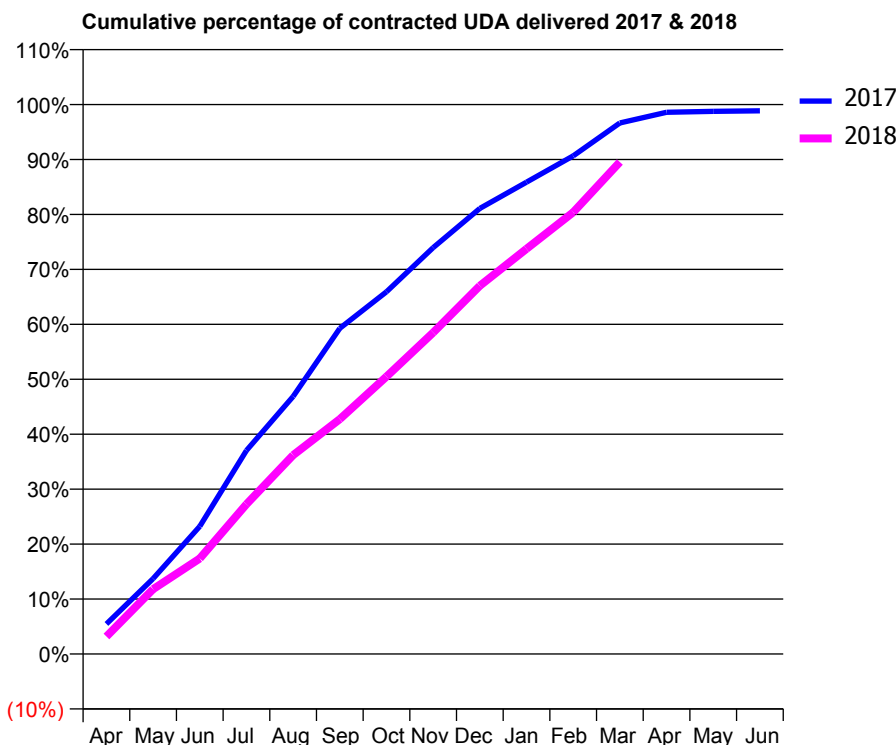
17/18 Contracted general activity (UDA)	8,870
Carry forward general activity (UDA)	103
17/18 Contracted orthodontic activity (UOA)	0
Carry forward orthodontic activity (UOA)	0
Baseline contract value	£208,558.79

ACCESS*

Patients seen in 24 months	Total	Change since previous quarter
Quarter ending March 2017	3,932	
Quarter ending June 2017	3,948	→
Quarter ending September 2017	3,922	→
Quarter ending December 2017	3,914	→
Quarter ending March 2018	3,871	↓
Variance since March 2017	(1.6%)	↓



ACTIVITY



Month	Adjusted Scheduled Activity (UDA)	
	2017	2018
April	485	283
May	1,218	1,047
June	2,061	1,543
July	3,286	2,418
August	4,158	3,210
September	5,258	3,793
October	5,847	4,478
November	6,561	5,189
December	7,193	5,945
January	7,617	6,540
February	8,041	7,131
March	8,571	7,942
April	8,745	
May	8,759	
June	8,767	

QUALITY

	Quantity	Base Number	Contract	AT	Region	England
% of FP17s for the same patient ID Re-attending within 3 months - Children	101	1,410	7.2%	10.5%	11.5%	11.9%
% of FP17s for the same patient ID Re-attending within 3 months - Adults	426	2,972	14.3%	16.1%	16.8%	16.0%
% of FP17s for the same patient ID Re-attending between 3 & 9 months - Children	692	1,410	49.1%	43.4%	47.7%	58.3%
% of FP17s for the same patient ID Re-attending between 3 & 9 months - Adults	985	2,972	33.1%	35.8%	38.2%	50.3%
% of FP17s for Band 1 Urgent Courses	669	4,260	15.7%	10.9%	10.6%	9.1%
% of FP17s Relating to Free Repair or Replacements	11	4,260	0.3%	0.5%	0.6%	0.8%
% of FP17s Relating to Continuations	3	4,260	0.1%	0.7%	0.8%	1.0%
% of Patients satisfied with the dentistry they have received	4	4	N/A	89.7%	89.3%	91.5%
% of Patients satisfied with the time they had to wait for an appointment	3	4	N/A	82.7%	84.4%	87.9%

* This is based on patients treated on this contract for their most recent course of treatment. Figures in italics indicate the base number of FP17s or Patient Questionnaire responses are less than 100. N/A is shown where the base number of responses is less than 10 during the period. % is calculated as Quantity/Base number*100

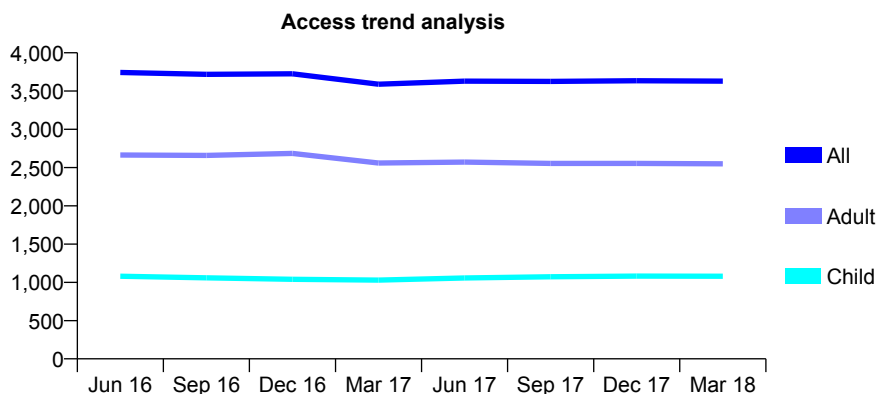
Q61 - Vital Signs At a Glance Contract Report for 954314/0001 - March 2018

Name or company name	Shradha Innani
Contract type name	GDS Contract
Purpose of contract	General
Contract start date	01/04/2006
Contract end date	

17/18 Contracted general activity (UDA)	10,835
Carry forward general activity (UDA)	-203
17/18 Contracted orthodontic activity (UOA)	0
Carry forward orthodontic activity (UOA)	0
Baseline contract value	£312,546.74

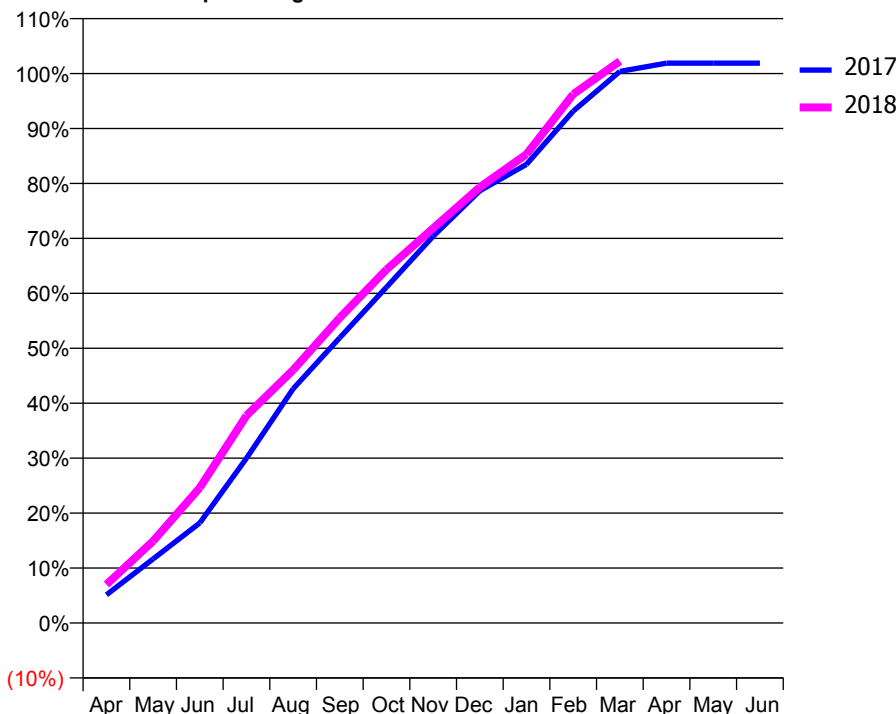
ACCESS*

Patients seen in 24 months	Total	Change since previous quarter
Quarter ending March 2017	3,590	
Quarter ending June 2017	3,629	→
Quarter ending September 2017	3,627	→
Quarter ending December 2017	3,635	→
Quarter ending March 2018	3,629	→
Variance since March 2017	1.1%	→



ACTIVITY

Cumulative percentage of contracted UDA delivered 2017 & 2018



Month	Adjusted Scheduled Activity (UDA)	
	2017	2018
April	555	758
May	1,264	1,617
June	1,974	2,667
July	3,250	4,090
August	4,619	4,989
September	5,624	6,020
October	6,622	6,970
November	7,626	7,784
December	8,522	8,593
January	9,045	9,244
February	10,094	10,426
March	10,877	11,078
April	11,038	
May	11,038	
June	11,038	

QUALITY

	Quantity	Base Number	Contract	AT	Region	England
% of FP17s for the same patient ID Re-attending within 3 months - Children	85	1,367	6.2%	10.5%	11.5%	11.9%
% of FP17s for the same patient ID Re-attending within 3 months - Adults	368	2,922	12.6%	16.1%	16.8%	16.0%
% of FP17s for the same patient ID Re-attending between 3 & 9 months - Children	676	1,367	49.5%	43.4%	47.7%	58.3%
% of FP17s for the same patient ID Re-attending between 3 & 9 months - Adults	1,125	2,922	38.5%	35.8%	38.2%	50.3%
% of FP17s for Band 1 Urgent Courses	676	4,203	16.1%	10.9%	10.6%	9.1%
% of FP17s Relating to Free Repair or Replacements	40	4,203	1.0%	0.5%	0.6%	0.8%
% of FP17s Relating to Continuations	12	4,203	0.3%	0.7%	0.8%	1.0%
% of Patients satisfied with the dentistry they have received	2	2	N/A	89.7%	89.3%	91.5%
% of Patients satisfied with the time they had to wait for an appointment	2	2	N/A	82.7%	84.4%	87.9%

* This is based on patients treated on this contract for their most recent course of treatment. Figures in italics indicate the base number of FP17s or Patient Questionnaire responses are less than 100. N/A is shown where the base number of responses is less than 10 during the period. % is calculated as Quantity/Base number*100

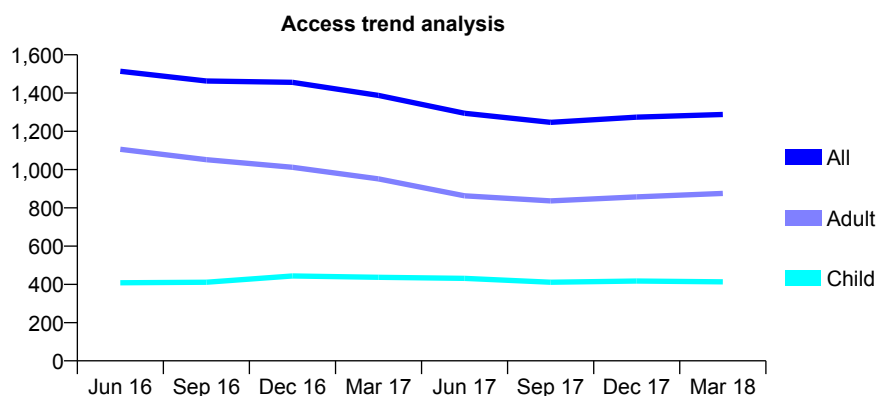
Q61 - Vital Signs At a Glance Contract Report for 964328/0001 - March 2018

Name or company name	MISS FA RAMJOHN
Contract type name	GDS Contract
Purpose of contract	General
Contract start date	01/11/2011
Contract end date	

17/18 Contracted general activity (UDA)	4,344
Carry forward general activity (UDA)	-87
17/18 Contracted orthodontic activity (UOA)	0
Carry forward orthodontic activity (UOA)	0
Baseline contract value	£124,710.24

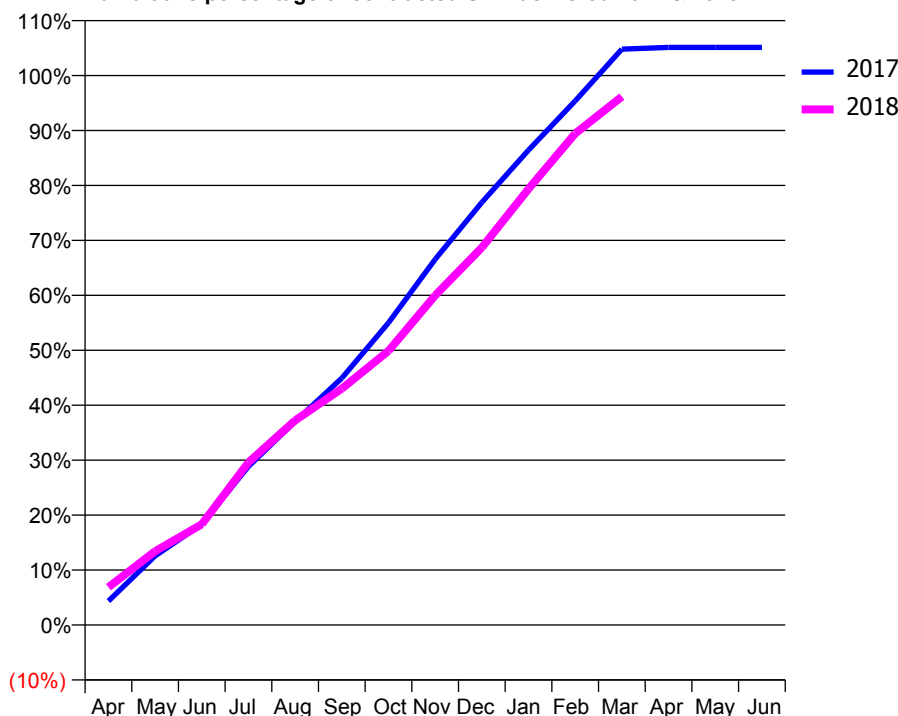
ACCESS*

Patients seen in 24 months	Total	Change since previous quarter
Quarter ending March 2017	1,388	
Quarter ending June 2017	1,294	↓
Quarter ending September 2017	1,247	↓
Quarter ending December 2017	1,274	↑
Quarter ending March 2018	1,288	→
Variance since March 2017	(7.2%)	↓



ACTIVITY

Cumulative percentage of contracted UDA delivered 2017 & 2018



Adjusted Scheduled Activity (UDA)

Month	2017	2018
April	189	299
May	547	584
June	796	796
July	1,254	1,286
August	1,609	1,617
September	1,952	1,868
October	2,389	2,167
November	2,891	2,606
December	3,341	2,984
January	3,755	3,448
February	4,143	3,885
March	4,553	4,177
April	4,566	
May	4,566	
June	4,566	

QUALITY

	Quantity	Base Number	Contract	AT	Region	England
% of FP17s for the same patient ID Re-attending within 3 months - Children	18	555	3.2%	10.5%	11.5%	11.9%
% of FP17s for the same patient ID Re-attending within 3 months - Adults	46	836	5.5%	16.1%	16.8%	16.0%
% of FP17s for the same patient ID Re-attending between 3 & 9 months - Children	335	555	60.4%	43.4%	47.7%	58.3%
% of FP17s for the same patient ID Re-attending between 3 & 9 months - Adults	352	836	42.1%	35.8%	38.2%	50.3%
% of FP17s for Band 1 Urgent Courses	50	1,270	3.9%	10.9%	10.6%	9.1%
% of FP17s Relating to Free Repair or Replacements	4	1,270	0.3%	0.5%	0.6%	0.8%
% of FP17s Relating to Continuations	7	1,270	0.6%	0.7%	0.8%	1.0%
% of Patients satisfied with the dentistry they have received	0	0	N/A	89.7%	89.3%	91.5%
% of Patients satisfied with the time they had to wait for an appointment	0	0	N/A	82.7%	84.4%	87.9%

* This is based on patients treated on this contract for their most recent course of treatment. Figures in italics indicate the base number of FP17s or Patient Questionnaire responses are less than 100. N/A is shown where the base number of responses is less than 10 during the period. % is calculated as Quantity/Base number*100

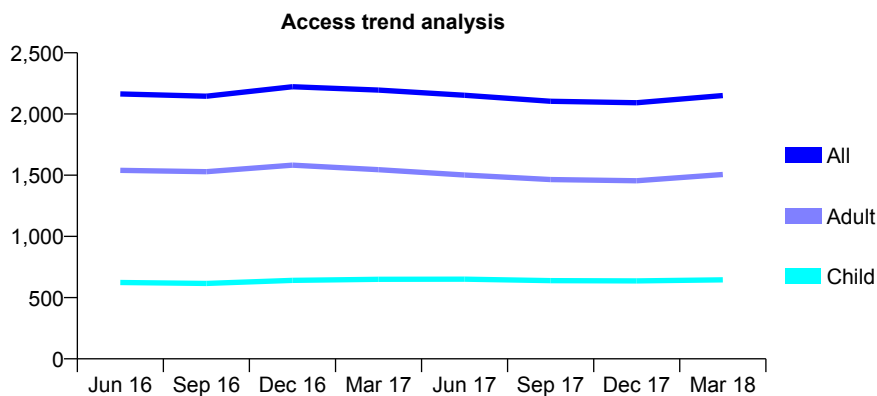
Q61 - Vital Signs At a Glance Contract Report for 999237/0001 - March 2018

Name or company name	MRS JM TALIB
Contract type name	GDS Contract
Purpose of contract	General
Contract start date	01/04/2006
Contract end date	

17/18 Contracted general activity (UDA)	7,248
Carry forward general activity (UDA)	42
17/18 Contracted orthodontic activity (UOA)	0
Carry forward orthodontic activity (UOA)	0
Baseline contract value	£232,586.31

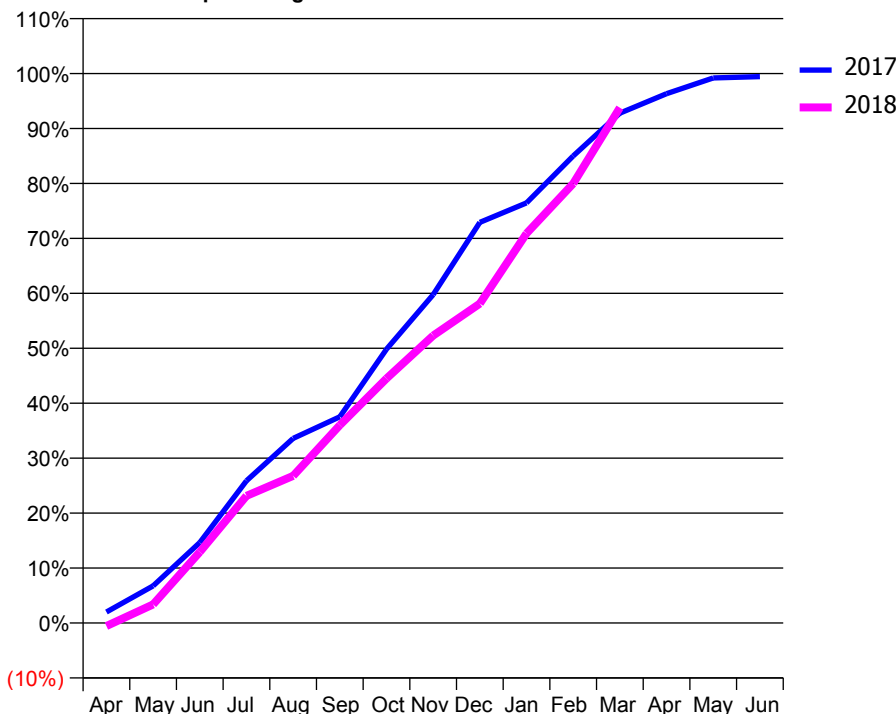
ACCESS*

Patients seen in 24 months	Total	Change since previous quarter
Quarter ending March 2017	2,195	
Quarter ending June 2017	2,153	↓
Quarter ending September 2017	2,104	↓
Quarter ending December 2017	2,092	→
Quarter ending March 2018	2,151	↑
Variance since March 2017	(2.0%)	↓



ACTIVITY

Cumulative percentage of contracted UDA delivered 2017 & 2018



Month	Adjusted Scheduled Activity (UDA)	
	2017	2018
April	145	-42
May	489	245
June	1,062	936
July	1,876	1,677
August	2,436	1,941
September	2,720	2,610
October	3,612	3,224
November	4,332	3,791
December	5,285	4,213
January	5,541	5,138
February	6,160	5,796
March	6,725	6,798
April	6,982	
May	7,190	
June	7,206	

QUALITY

	Quantity	Base Number	Contract	AT	Region	England
% of FP17s for the same patient ID Re-attending within 3 months - Children	59	759	7.8%	10.5%	11.5%	11.9%
% of FP17s for the same patient ID Re-attending within 3 months - Adults	228	1,502	15.2%	16.1%	16.8%	16.0%
% of FP17s for the same patient ID Re-attending between 3 & 9 months - Children	253	759	33.3%	43.4%	47.7%	58.3%
% of FP17s for the same patient ID Re-attending between 3 & 9 months - Adults	391	1,502	26.0%	35.8%	38.2%	50.3%
% of FP17s for Band 1 Urgent Courses	299	2,090	14.3%	10.9%	10.6%	9.1%
% of FP17s Relating to Free Repair or Replacements	0	2,090	0.0%	0.5%	0.6%	0.8%
% of FP17s Relating to Continuations	0	2,090	0.0%	0.7%	0.8%	1.0%
% of Patients satisfied with the dentistry they have received	4	4	N/A	89.7%	89.3%	91.5%
% of Patients satisfied with the time they had to wait for an appointment	4	4	N/A	82.7%	84.4%	87.9%

* This is based on patients treated on this contract for their most recent course of treatment. Figures in italics indicate the base number of FP17s or Patient Questionnaire responses are less than 100. N/A is shown where the base number of responses is less than 10 during the period. % is calculated as Quantity/Base number*100

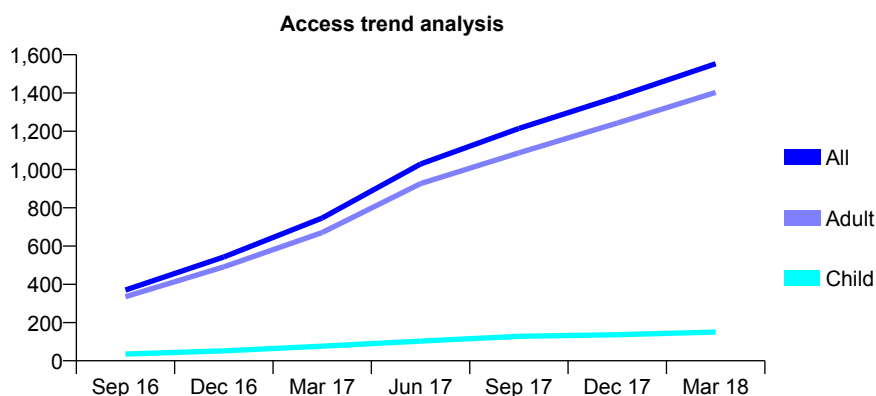
Q62 - Vital Signs At a Glance Contract Report for 100171/0000 - March 2018

Name or company name	MR AH GHAURI
Contract type name	PDS Contract
Purpose of contract	General
Contract start date	01/06/2016
Contract end date	31/05/2021

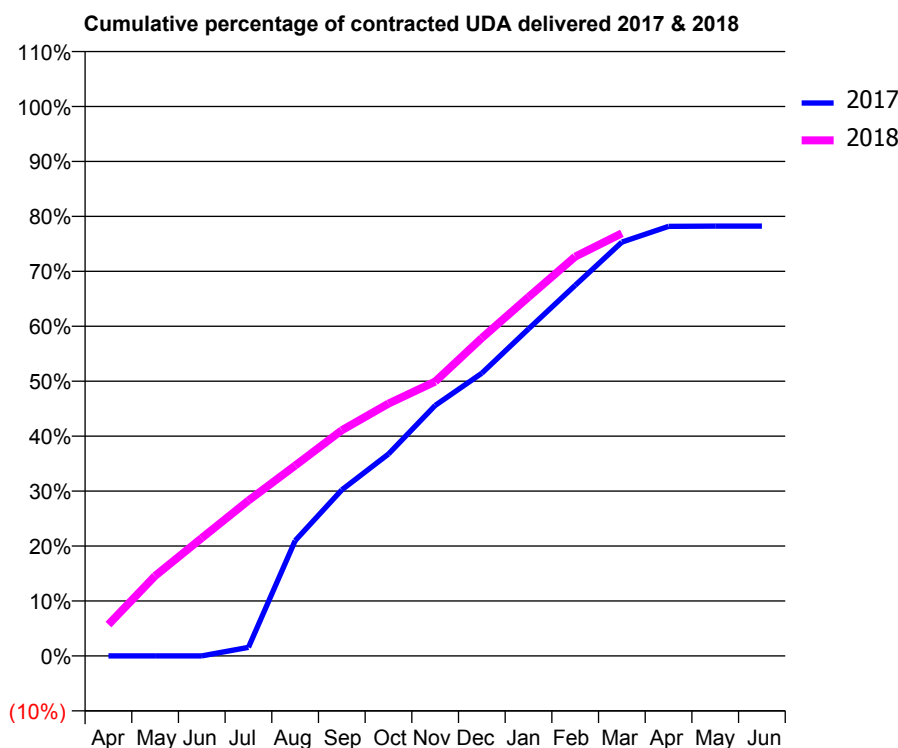
17/18 Contracted general activity (UDA)	3,211
Carry forward general activity (UDA)	0
17/18 Contracted orthodontic activity (UOA)	0
Carry forward orthodontic activity (UOA)	0
Baseline contract value	£162,360.04

ACCESS*

Patients seen in 24 months	Total	Change since previous quarter
Quarter ending March 2017	746	
Quarter ending June 2017	1,029	↑
Quarter ending September 2017	1,215	↑
Quarter ending December 2017	1,379	↑
Quarter ending March 2018	1,553	↑
Variance since March 2017	108.2%	↑



ACTIVITY



Month	Adjusted Scheduled Activity (UDA)	
	2017	2018
April	0	184
May	0	468
June	0	689
July	42	908
August	561	1,113
September	809	1,319
October	984	1,475
November	1,220	1,603
December	1,377	1,858
January	1,593	2,097
February	1,805	2,333
March	2,015	2,470
April	2,092	
May	2,093	
June	2,093	

QUALITY

	Quantity	Base Number	Contract	AT	Region	England
% of FP17s for the same patient ID Re-attending within 3 months - Children	3	317	0.9%	10.0%	11.5%	11.9%
% of FP17s for the same patient ID Re-attending within 3 months - Adults	17	1,830	0.9%	15.8%	16.8%	16.0%
% of FP17s for the same patient ID Re-attending between 3 & 9 months - Children	0	317	0.0%	47.3%	47.7%	58.3%
% of FP17s for the same patient ID Re-attending between 3 & 9 months - Adults	11	1,830	0.6%	37.5%	38.2%	50.3%
% of FP17s for Band 1 Urgent Courses	2,065	2,082	99.2%	10.9%	10.6%	9.1%
% of FP17s Relating to Free Repair or Replacements	0	2,082	0.0%	0.5%	0.6%	0.8%
% of FP17s Relating to Continuations	0	2,082	0.0%	0.6%	0.8%	1.0%
% of Patients satisfied with the dentistry they have received	0	0	N/A	87.9%	89.3%	91.5%
% of Patients satisfied with the time they had to wait for an appointment	0	0	N/A	83.3%	84.4%	87.9%

* This is based on patients treated on this contract for their most recent course of treatment. Figures in italics indicate the base number of FP17s or Patient Questionnaire responses are less than 100. N/A is shown where the base number of responses is less than 10 during the period. % is calculated as Quantity/Base number*100

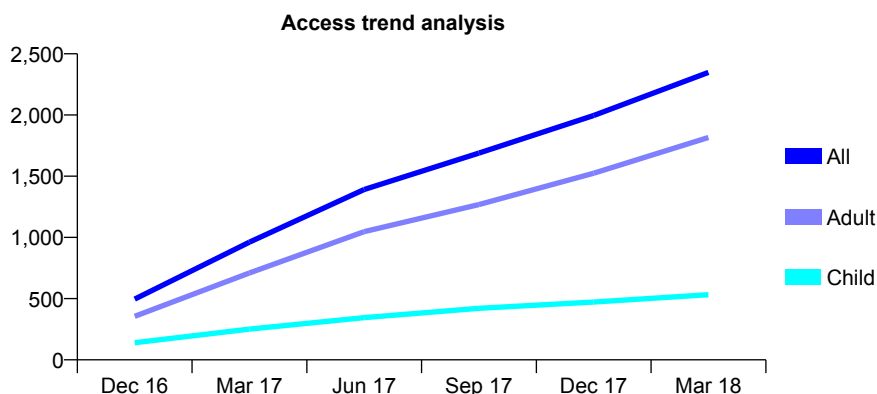
Q62 - Vital Signs At a Glance Contract Report for 100217/0000 - March 2018

Name or company name	Dentistry for You
Contract type name	PDS Plus Contract
Purpose of contract	General
Contract start date	01/10/2016
Contract end date	30/09/2024

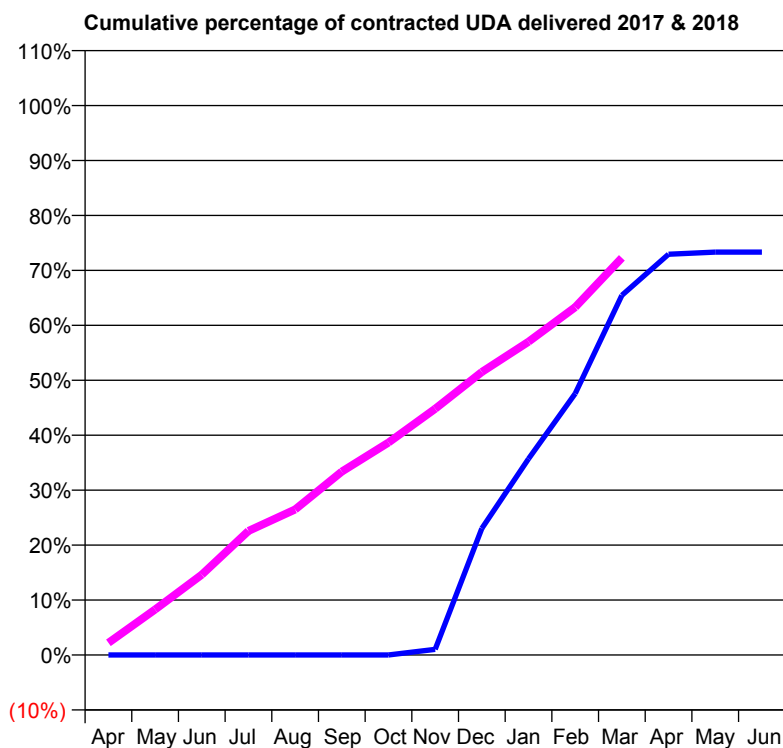
17/18 Contracted general activity (UDA)	11,200
Carry forward general activity (UDA)	0
17/18 Contracted orthodontic activity (UOA)	0
Carry forward orthodontic activity (UOA)	0
Baseline contract value	£198,234.40

ACCESS*

Patients seen in 24 months	Total	Change since previous quarter
Quarter ending March 2017	961	
Quarter ending June 2017	1,392	↑
Quarter ending September 2017	1,689	↑
Quarter ending December 2017	1,996	↑
Quarter ending March 2018	2,348	↑
Variance since March 2017	144.3%	↑



ACTIVITY



Month	Adjusted Scheduled Activity (UDA)	
	2017	2018
April	0	247
May	0	927
June	0	1,638
July	0	2,529
August	0	2,967
September	0	3,740
October	0	4,332
November	48	5,019
December	1,075	5,770
January	1,667	6,386
February	2,221	7,089
March	3,055	8,095
April	3,404	
May	3,422	
June	3,422	

QUALITY

	Quantity	Base Number	Contract	AT	Region	England
% of FP17s for the same patient ID Re-attending within 3 months - Children	87	810	10.7%	10.0%	11.5%	11.9%
% of FP17s for the same patient ID Re-attending within 3 months - Adults	364	2,335	15.6%	15.8%	16.8%	16.0%
% of FP17s for the same patient ID Re-attending between 3 & 9 months - Children	359	810	44.3%	47.3%	47.7%	58.3%
% of FP17s for the same patient ID Re-attending between 3 & 9 months - Adults	702	2,335	30.1%	37.5%	38.2%	50.3%
% of FP17s for Band 1 Urgent Courses	550	3,033	18.1%	10.9%	10.6%	9.1%
% of FP17s Relating to Free Repair or Replacements	17	3,033	0.6%	0.5%	0.6%	0.8%
% of FP17s Relating to Continuations	22	3,033	0.7%	0.6%	0.8%	1.0%
% of Patients satisfied with the dentistry they have received	0	0	N/A	87.9%	89.3%	91.5%
% of Patients satisfied with the time they had to wait for an appointment	0	0	N/A	83.3%	84.4%	87.9%

* This is based on patients treated on this contract for their most recent course of treatment. Figures in italics indicate the base number of FP17s or Patient Questionnaire responses are less than 100. N/A is shown where the base number of responses is less than 10 during the period. % is calculated as Quantity/Base number*100

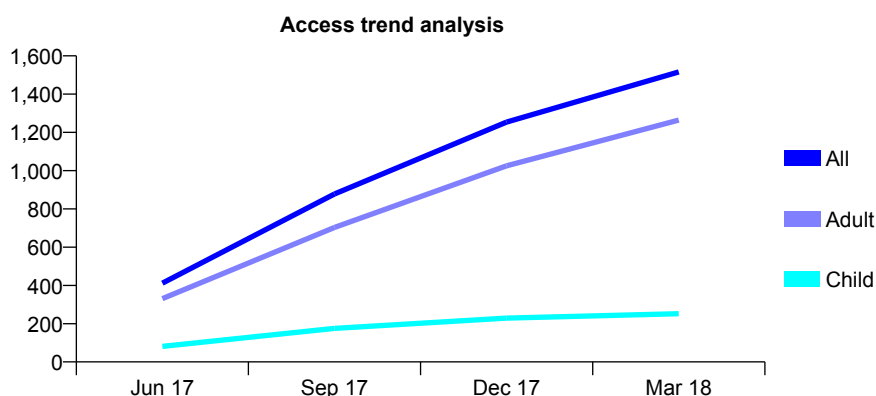
Q62 - Vital Signs At a Glance Contract Report for 100358/0000 - March 2018

Name or company name	Mrs M Parekh & Dr V Patel & Dr. J. Parekh
Contract type name	GDS Contract
Purpose of contract	General
Contract start date	01/04/2017
Contract end date	

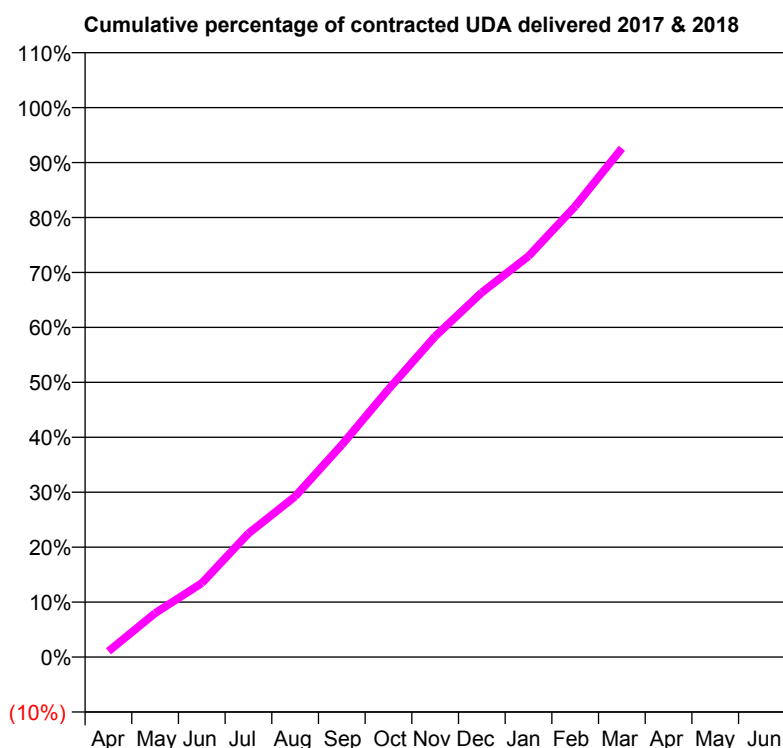
17/18 Contracted general activity (UDA)	7,376
Carry forward general activity (UDA)	0
17/18 Contracted orthodontic activity (UOA)	0
Carry forward orthodontic activity (UOA)	0
Baseline contract value	£198,059.06

ACCESS*

Patients seen in 24 months	Total	Change since previous quarter
Quarter ending March 2017	0	
Quarter ending June 2017	412	↑
Quarter ending September 2017	878	↑
Quarter ending December 2017	1,254	↑
Quarter ending March 2018	1,516	↑
Variance since March 2017	N/A	



ACTIVITY



Month	Adjusted Scheduled Activity (UDA)	
	2017	2018
April	0	77
May	0	589
June	0	993
July	0	1,660
August	0	2,155
September	0	2,848
October	0	3,595
November	0	4,305
December	0	4,894
January	0	5,382
February	0	6,051
March	0	6,830
April	0	
May	0	
June	0	

QUALITY

	Quantity	Base Number	Contract	AT	Region	England
% of FP17s for the same patient ID Re-attending within 3 months - Children	19	355	5.4%	10.0%	11.5%	11.9%
% of FP17s for the same patient ID Re-attending within 3 months - Adults	202	1,814	11.1%	15.8%	16.8%	16.0%
% of FP17s for the same patient ID Re-attending between 3 & 9 months - Children	52	355	14.6%	47.3%	47.7%	58.3%
% of FP17s for the same patient ID Re-attending between 3 & 9 months - Adults	258	1,814	14.2%	37.5%	38.2%	50.3%
% of FP17s for Band 1 Urgent Courses	438	2,169	20.2%	10.9%	10.6%	9.1%
% of FP17s Relating to Free Repair or Replacements	7	2,169	0.3%	0.5%	0.6%	0.8%
% of FP17s Relating to Continuations	1	2,169	0.0%	0.6%	0.8%	1.0%
% of Patients satisfied with the dentistry they have received	0	0	N/A	87.9%	89.3%	91.5%
% of Patients satisfied with the time they had to wait for an appointment	0	0	N/A	83.3%	84.4%	87.9%

* This is based on patients treated on this contract for their most recent course of treatment. Figures in italics indicate the base number of FP17s or Patient Questionnaire responses are less than 100. N/A is shown where the base number of responses is less than 10 during the period. % is calculated as Quantity/Base number*100

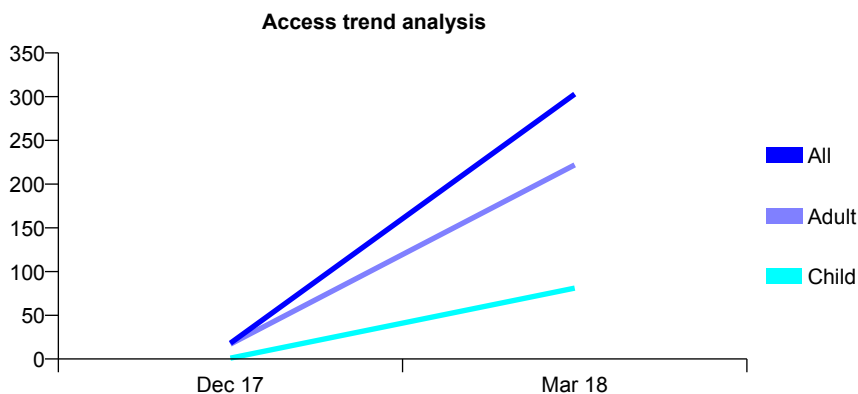
Q62 - Vital Signs At a Glance Contract Report for 100485/0000 - March 2018

Name or company name	MR SN CHANDE
Contract type name	GDS Contract
Purpose of contract	General
Contract start date	01/11/2017
Contract end date	

17/18 Contracted general activity (UDA)	1,250
Carry forward general activity (UDA)	0
17/18 Contracted orthodontic activity (UOA)	0
Carry forward orthodontic activity (UOA)	0
Baseline contract value	£33,358.18

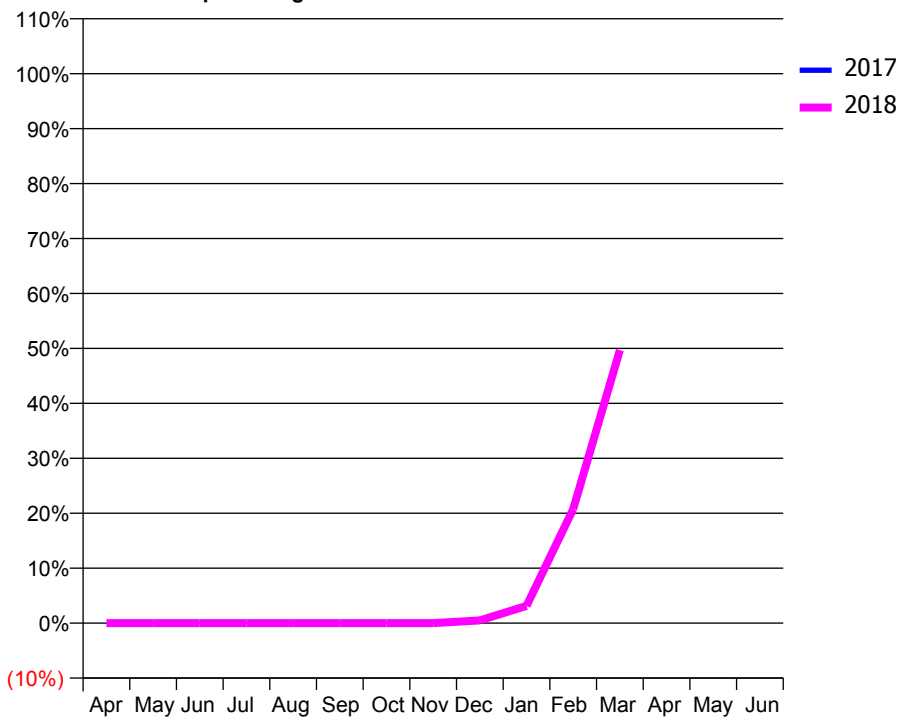
ACCESS*

Patients seen in 24 months	Total	Change since previous quarter
Quarter ending March 2017	0	
Quarter ending June 2017	0	
Quarter ending September 2017	0	
Quarter ending December 2017	18	↑
Quarter ending March 2018	303	↑
Variance since March 2017	N/A	



ACTIVITY

Cumulative percentage of contracted UDA delivered 2017 & 2018



Month	Adjusted Scheduled Activity (UDA)	
	2017	2018
April	0	0
May	0	0
June	0	0
July	0	0
August	0	0
September	0	0
October	0	0
November	0	0
December	0	6
January	0	39
February	0	260
March	0	621
April	0	
May	0	
June	0	

QUALITY

	Quantity	Base Number	Contract	AT	Region	England
% of FP17s for the same patient ID Re-attending within 3 months - Children	0	72	0.0%	10.0%	11.5%	11.9%
% of FP17s for the same patient ID Re-attending within 3 months - Adults	7	216	3.2%	15.8%	16.8%	16.0%
% of FP17s for the same patient ID Re-attending between 3 & 9 months - Children	0	72	0.0%	47.3%	47.7%	58.3%
% of FP17s for the same patient ID Re-attending between 3 & 9 months - Adults	0	216	0.0%	37.5%	38.2%	50.3%
% of FP17s for Band 1 Urgent Courses	31	288	10.8%	10.9%	10.6%	9.1%
% of FP17s Relating to Free Repair or Replacements	0	288	0.0%	0.5%	0.6%	0.8%
% of FP17s Relating to Continuations	0	288	0.0%	0.6%	0.8%	1.0%
% of Patients satisfied with the dentistry they have received	0	0	N/A	87.9%	89.3%	91.5%
% of Patients satisfied with the time they had to wait for an appointment	0	0	N/A	83.3%	84.4%	87.9%

* This is based on patients treated on this contract for their most recent course of treatment. Figures in italics indicate the base number of FP17s or Patient Questionnaire responses are less than 100. N/A is shown where the base number of responses is less than 10 during the period. % is calculated as Quantity/Base number*100

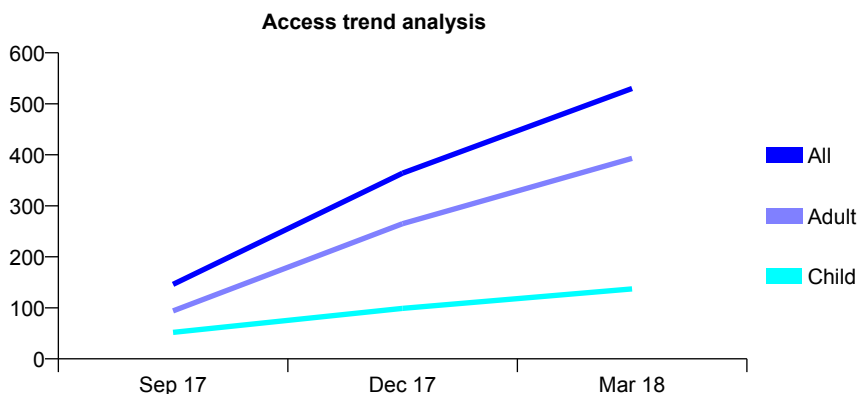
Q62 - Vital Signs At a Glance Contract Report for 100488/0000 - March 2018

Name or company name	MISS S NAGHIBI
Contract type name	GDS Contract
Purpose of contract	General
Contract start date	01/08/2017
Contract end date	

17/18 Contracted general activity (UDA)	4,000
Carry forward general activity (UDA)	0
17/18 Contracted orthodontic activity (UOA)	0
Carry forward orthodontic activity (UOA)	0
Baseline contract value	£103,511.43

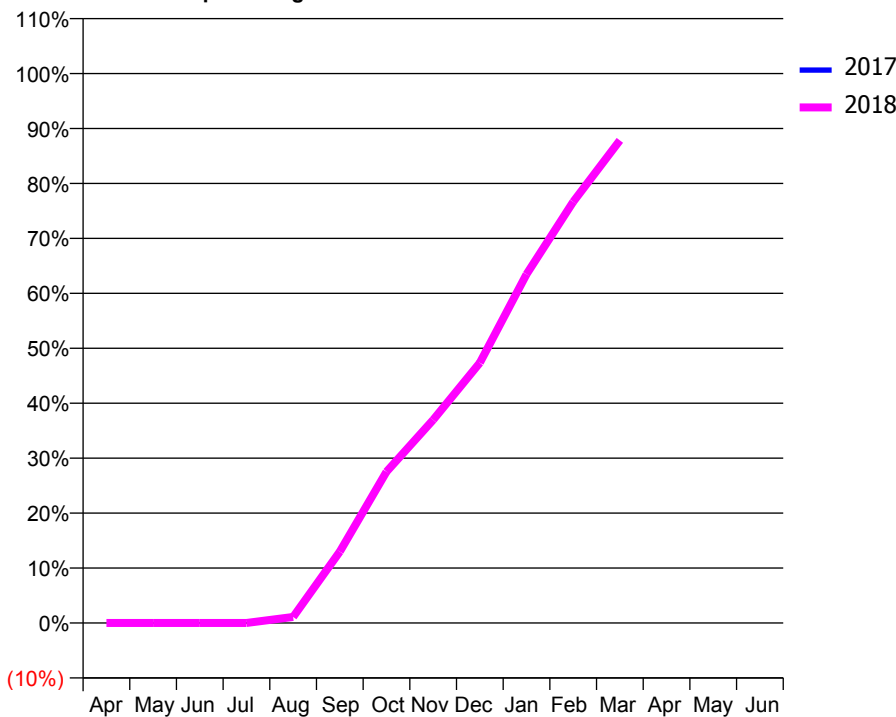
ACCESS*

Patients seen in 24 months	Total	Change since previous quarter
Quarter ending March 2017	0	
Quarter ending June 2017	0	
Quarter ending September 2017	146	↑
Quarter ending December 2017	364	↑
Quarter ending March 2018	530	↑
Variance since March 2017	N/A	



ACTIVITY

Cumulative percentage of contracted UDA delivered 2017 & 2018



Month	Adjusted Scheduled Activity (UDA)	
	2017	2018
April	0	0
May	0	0
June	0	0
July	0	0
August	0	44
September	0	519
October	0	1,101
November	0	1,478
December	0	1,895
January	0	2,539
February	0	3,066
March	0	3,513
April	0	
May	0	
June	0	

QUALITY

	Quantity	Base Number	Contract	AT	Region	England
% of FP17s for the same patient ID Re-attending within 3 months - Children	1	152	0.7%	10.0%	11.5%	11.9%
% of FP17s for the same patient ID Re-attending within 3 months - Adults	10	459	2.2%	15.8%	16.8%	16.0%
% of FP17s for the same patient ID Re-attending between 3 & 9 months - Children	4	152	2.6%	47.3%	47.7%	58.3%
% of FP17s for the same patient ID Re-attending between 3 & 9 months - Adults	23	459	5.0%	37.5%	38.2%	50.3%
% of FP17s for Band 1 Urgent Courses	6	611	1.0%	10.9%	10.6%	9.1%
% of FP17s Relating to Free Repair or Replacements	8	611	1.3%	0.5%	0.6%	0.8%
% of FP17s Relating to Continuations	0	611	0.0%	0.6%	0.8%	1.0%
% of Patients satisfied with the dentistry they have received	0	0	N/A	87.9%	89.3%	91.5%
% of Patients satisfied with the time they had to wait for an appointment	0	0	N/A	83.3%	84.4%	87.9%

* This is based on patients treated on this contract for their most recent course of treatment. Figures in italics indicate the base number of FP17s or Patient Questionnaire responses are less than 100. N/A is shown where the base number of responses is less than 10 during the period. % is calculated as Quantity/Base number*100

Q62 - Vital Signs At a Glance Contract Report for 100552/0000 - March 2018


Name or company name	MR HS MAUDUDI
Contract type name	PDS Contract
Purpose of contract	General
Contract start date	01/12/2017
Contract end date	31/03/2022

17/18 Contracted general activity (UDA)	444
Carry forward general activity (UDA)	0
17/18 Contracted orthodontic activity (UOA)	0
Carry forward orthodontic activity (UOA)	0
Baseline contract value	£32,020.40

ACCESS*

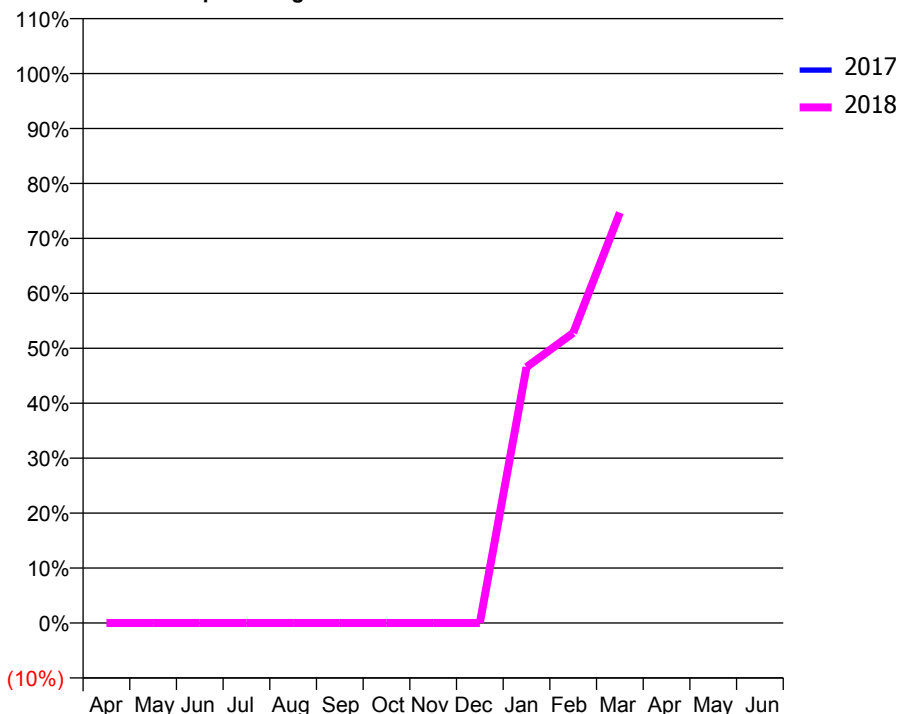
Patients seen in 24 months	Total	Change since previous quarter
Quarter ending March 2017	0	
Quarter ending June 2017	0	
Quarter ending September 2017	0	
Quarter ending December 2017	0	
Quarter ending March 2018	137	
Variance since March 2017	N/A	

Access trend analysis



ACTIVITY

Cumulative percentage of contracted UDA delivered 2017 & 2018



Adjusted Scheduled Activity (UDA)

Month	2017	2018
April	0	0
May	0	0
June	0	0
July	0	0
August	0	0
September	0	0
October	0	0
November	0	0
December	0	0
January	0	207
February	0	234
March	0	332
April	0	
May	0	
June	0	

QUALITY

	Quantity	Base Number	Contract	AT	Region	England
% of FP17s for the same patient ID Re-attending within 3 months - Children	1	35	2.9%	10.0%	11.5%	11.9%
% of FP17s for the same patient ID Re-attending within 3 months - Adults	5	240	2.1%	15.8%	16.8%	16.0%
% of FP17s for the same patient ID Re-attending between 3 & 9 months - Children	0	35	0.0%	47.3%	47.7%	58.3%
% of FP17s for the same patient ID Re-attending between 3 & 9 months - Adults	0	240	0.0%	37.5%	38.2%	50.3%
% of FP17s for Band 1 Urgent Courses	273	275	99.3%	10.9%	10.6%	9.1%
% of FP17s Relating to Free Repair or Replacements	0	275	0.0%	0.5%	0.6%	0.8%
% of FP17s Relating to Continuations	0	275	0.0%	0.6%	0.8%	1.0%
% of Patients satisfied with the dentistry they have received	0	0	N/A	87.9%	89.3%	91.5%
% of Patients satisfied with the time they had to wait for an appointment	0	0	N/A	83.3%	84.4%	87.9%

* This is based on patients treated on this contract for their most recent course of treatment. Figures in italics indicate the base number of FP17s or Patient Questionnaire responses are less than 100. N/A is shown where the base number of responses is less than 10 during the period. % is calculated as Quantity/Base number*100

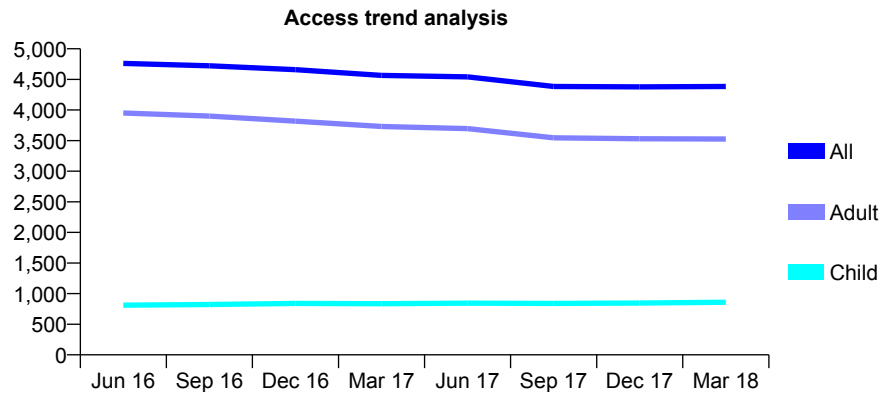
Q62 - Vital Signs At a Glance Contract Report for 101362/0034 - March 2018

Name or company name	Rodericks Dental Limited
Contract type name	GDS Contract
Purpose of contract	General
Contract start date	01/09/2010
Contract end date	

17/18 Contracted general activity (UDA)	14,797
Carry forward general activity (UDA)	0
17/18 Contracted orthodontic activity (UOA)	0
Carry forward orthodontic activity (UOA)	0
Baseline contract value	£414,423.11

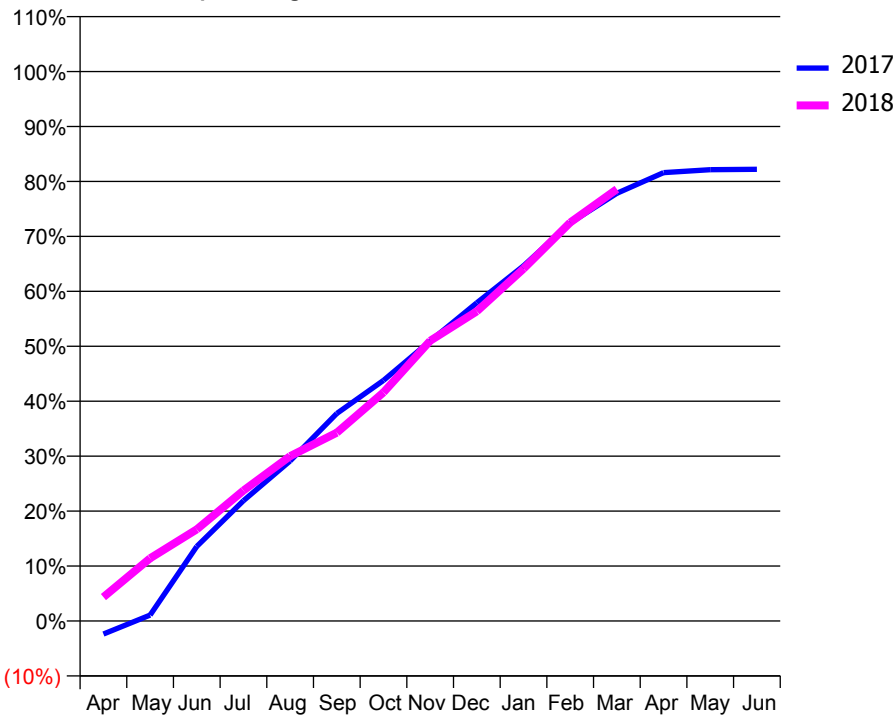
ACCESS*

Patients seen in 24 months	Total	Change since previous quarter
Quarter ending March 2017	4,566	
Quarter ending June 2017	4,542	→
Quarter ending September 2017	4,385	↓
Quarter ending December 2017	4,377	→
Quarter ending March 2018	4,385	→
Variance since March 2017	(4.0%)	↓



ACTIVITY

Cumulative percentage of contracted UDA delivered 2017 & 2018



Month	Adjusted Scheduled Activity (UDA)	
	2017	2018
April	-353	645
May	161	1,691
June	2,010	2,468
July	3,240	3,514
August	4,312	4,442
September	5,590	5,071
October	6,478	6,156
November	7,537	7,547
December	8,569	8,338
January	9,563	9,486
February	10,718	10,731
March	11,516	11,628
April	12,073	
May	12,153	
June	12,165	

QUALITY

	Quantity	Base Number	Contract	AT	Region	England
% of FP17s for the same patient ID Re-attending within 3 months - Children	83	1,064	7.8%	10.0%	11.5%	11.9%
% of FP17s for the same patient ID Re-attending within 3 months - Adults	756	4,134	18.3%	15.8%	16.8%	16.0%
% of FP17s for the same patient ID Re-attending between 3 & 9 months - Children	532	1,064	50.0%	47.3%	47.7%	58.3%
% of FP17s for the same patient ID Re-attending between 3 & 9 months - Adults	1,570	4,134	38.0%	37.5%	38.2%	50.3%
% of FP17s for Band 1 Urgent Courses	755	4,929	15.3%	10.9%	10.6%	9.1%
% of FP17s Relating to Free Repair or Replacements	52	4,929	1.1%	0.5%	0.6%	0.8%
% of FP17s Relating to Continuations	22	4,929	0.4%	0.6%	0.8%	1.0%
% of Patients satisfied with the dentistry they have received	1	1	N/A	87.9%	89.3%	91.5%
% of Patients satisfied with the time they had to wait for an appointment	1	1	N/A	83.3%	84.4%	87.9%

* This is based on patients treated on this contract for their most recent course of treatment. Figures in italics indicate the base number of FP17s or Patient Questionnaire responses are less than 100. N/A is shown where the base number of responses is less than 10 during the period. % is calculated as Quantity/Base number*100

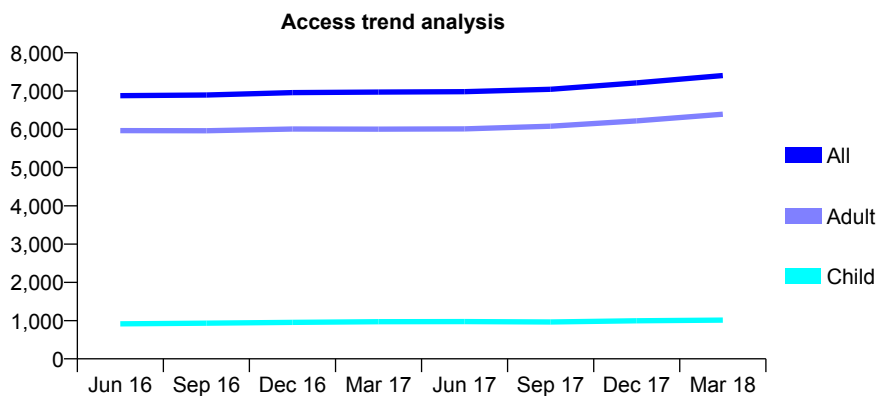
Q62 - Vital Signs At a Glance Contract Report for 101362/0058 - March 2018

Name or company name	Rodericks Dental Limited
Contract type name	GDS Contract
Purpose of contract	General
Contract start date	01/04/2014
Contract end date	

17/18 Contracted general activity (UDA)	22,598
Carry forward general activity (UDA)	0
17/18 Contracted orthodontic activity (UOA)	0
Carry forward orthodontic activity (UOA)	0
Baseline contract value	£563,785.88

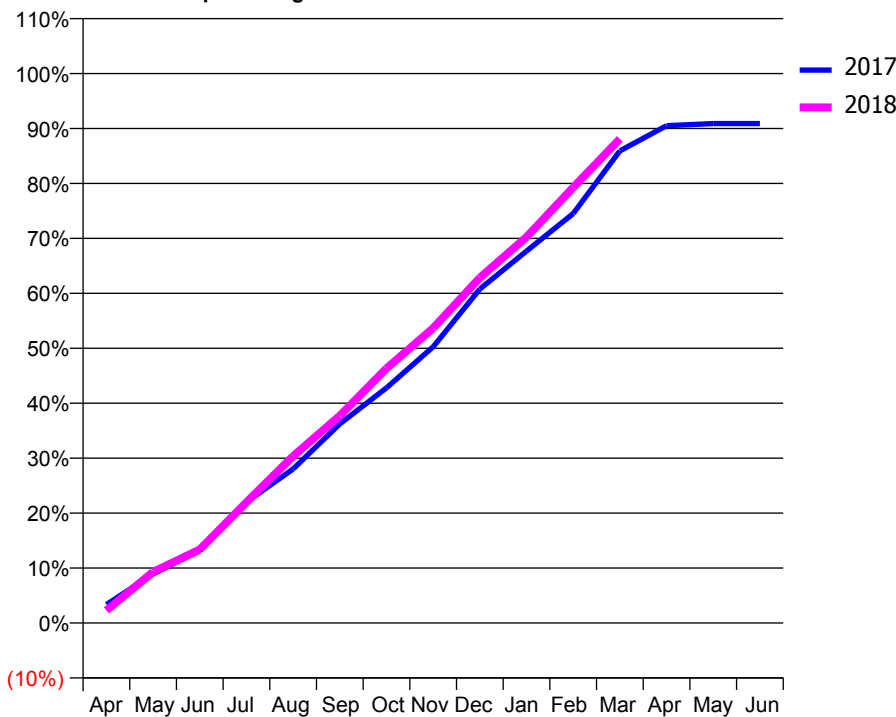
ACCESS*

Patients seen in 24 months	Total	Change since previous quarter
Quarter ending March 2017	6,975	
Quarter ending June 2017	6,984	→
Quarter ending September 2017	7,045	→
Quarter ending December 2017	7,214	↑
Quarter ending March 2018	7,406	↑
Variance since March 2017	6.2%	↑



ACTIVITY

Cumulative percentage of contracted UDA delivered 2017 & 2018



Month	Adjusted Scheduled Activity (UDA)	
	2017	2018
April	762	519
May	2,018	2,104
June	2,980	3,024
July	4,979	4,963
August	6,338	6,862
September	8,189	8,523
October	9,672	10,474
November	11,360	12,128
December	13,737	14,201
January	15,296	15,872
February	16,840	17,914
March	19,414	19,911
April	20,451	
May	20,538	
June	20,538	

QUALITY

	Quantity	Base Number	Contract	AT	Region	England
% of FP17s for the same patient ID Re-attending within 3 months - Children	153	1,295	11.8%	10.0%	11.5%	11.9%
% of FP17s for the same patient ID Re-attending within 3 months - Adults	987	6,723	14.7%	15.8%	16.8%	16.0%
% of FP17s for the same patient ID Re-attending between 3 & 9 months - Children	617	1,295	47.6%	47.3%	47.7%	58.3%
% of FP17s for the same patient ID Re-attending between 3 & 9 months - Adults	2,251	6,723	33.5%	37.5%	38.2%	50.3%
% of FP17s for Band 1 Urgent Courses	810	7,610	10.6%	10.9%	10.6%	9.1%
% of FP17s Relating to Free Repair or Replacements	88	7,610	1.2%	0.5%	0.6%	0.8%
% of FP17s Relating to Continuations	37	7,610	0.5%	0.6%	0.8%	1.0%
% of Patients satisfied with the dentistry they have received	1	3	N/A	87.9%	89.3%	91.5%
% of Patients satisfied with the time they had to wait for an appointment	2	3	N/A	83.3%	84.4%	87.9%

* This is based on patients treated on this contract for their most recent course of treatment. Figures in italics indicate the base number of FP17s or Patient Questionnaire responses are less than 100. N/A is shown where the base number of responses is less than 10 during the period. % is calculated as Quantity/Base number*100

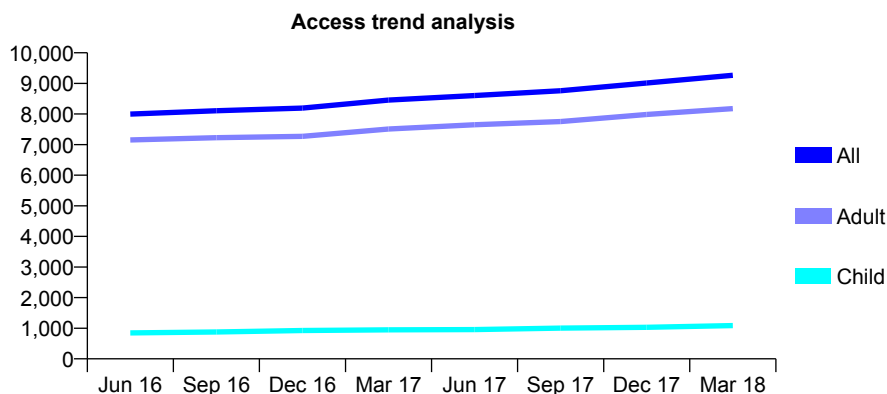
Q62 - Vital Signs At a Glance Contract Report for 101362/0059 - March 2018

Name or company name	Rodericks Dental Limited
Contract type name	GDS Contract
Purpose of contract	General
Contract start date	01/04/2014
Contract end date	

17/18 Contracted general activity (UDA)	22,570
Carry forward general activity (UDA)	901
17/18 Contracted orthodontic activity (UOA)	0
Carry forward orthodontic activity (UOA)	0
Baseline contract value	£538,605.27

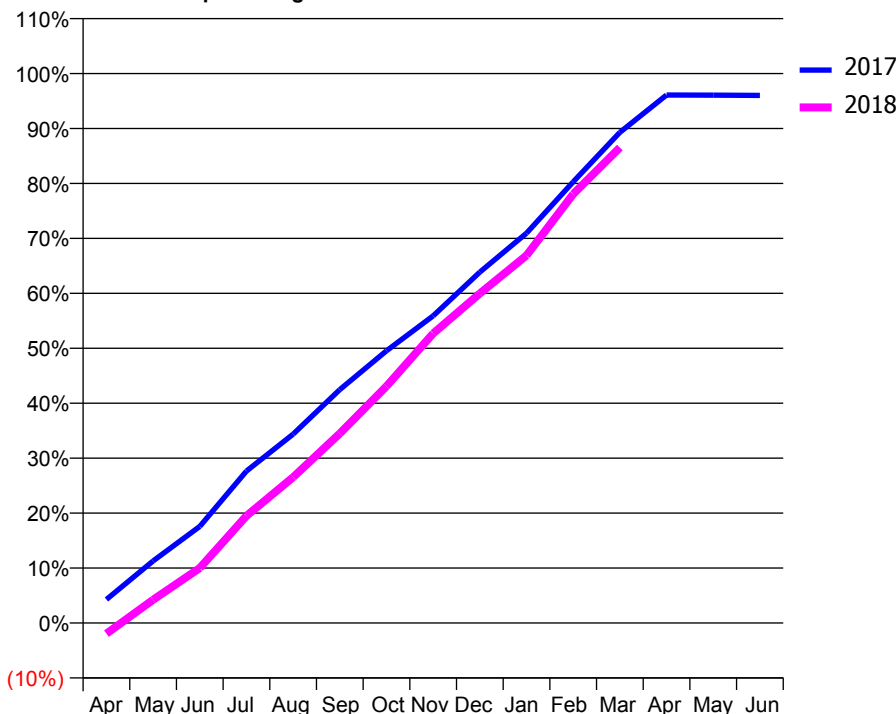
ACCESS*

Patients seen in 24 months	Total	Change since previous quarter
Quarter ending March 2017	8,456	
Quarter ending June 2017	8,603	→
Quarter ending September 2017	8,759	→
Quarter ending December 2017	9,015	↑
Quarter ending March 2018	9,264	↑
Variance since March 2017	9.6%	↑



ACTIVITY

Cumulative percentage of contracted UDA delivered 2017 & 2018



Month	Adjusted Scheduled Activity (UDA)	
	2017	2018
April	969	-442
May	2,551	957
June	3,967	2,260
July	6,239	4,402
August	7,758	5,991
September	9,588	7,787
October	11,179	9,727
November	12,614	11,893
December	14,411	13,535
January	16,010	15,098
February	18,119	17,617
March	20,153	19,527
April	21,684	
May	21,679	
June	21,669	

QUALITY

	Quantity	Base Number	Contract	AT	Region	England
% of FP17s for the same patient ID Re-attending within 3 months - Children	185	1,565	11.8%	10.0%	11.5%	11.9%
% of FP17s for the same patient ID Re-attending within 3 months - Adults	994	8,770	11.3%	15.8%	16.8%	16.0%
% of FP17s for the same patient ID Re-attending between 3 & 9 months - Children	764	1,565	48.8%	47.3%	47.7%	58.3%
% of FP17s for the same patient ID Re-attending between 3 & 9 months - Adults	3,037	8,770	34.6%	37.5%	38.2%	50.3%
% of FP17s for Band 1 Urgent Courses	901	9,241	9.8%	10.9%	10.6%	9.1%
% of FP17s Relating to Free Repair or Replacements	81	9,241	0.9%	0.5%	0.6%	0.8%
% of FP17s Relating to Continuations	46	9,241	0.5%	0.6%	0.8%	1.0%
% of Patients satisfied with the dentistry they have received	4	5	N/A	87.9%	89.3%	91.5%
% of Patients satisfied with the time they had to wait for an appointment	4	5	N/A	83.3%	84.4%	87.9%

* This is based on patients treated on this contract for their most recent course of treatment. Figures in italics indicate the base number of FP17s or Patient Questionnaire responses are less than 100. N/A is shown where the base number of responses is less than 10 during the period. % is calculated as Quantity/Base number*100

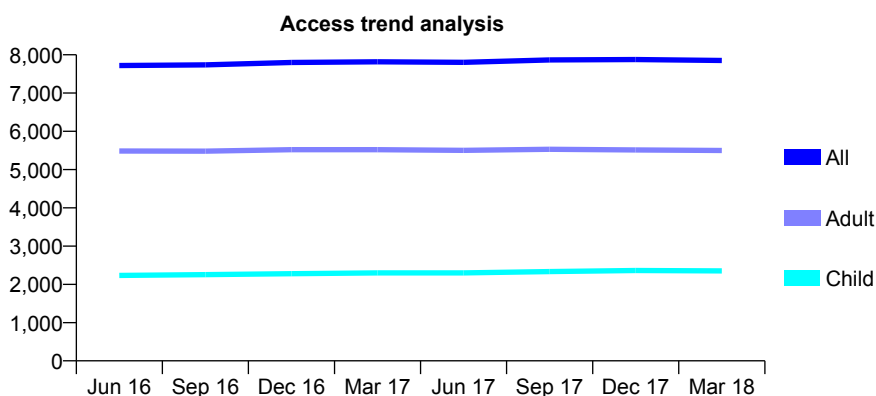
Q62 - Vital Signs At a Glance Contract Report for 101370/0045 - March 2018

Name or company name	Petrie Tucker and Partners Ltd
Contract type name	GDS Contract
Purpose of contract	General and Orthodontic
Contract start date	01/04/2006
Contract end date	

17/18 Contracted general activity (UDA)	19,022
Carry forward general activity (UDA)	0
17/18 Contracted orthodontic activity (UOA)	1,598
Carry forward orthodontic activity (UOA)	0
Baseline contract value	£679,284.54

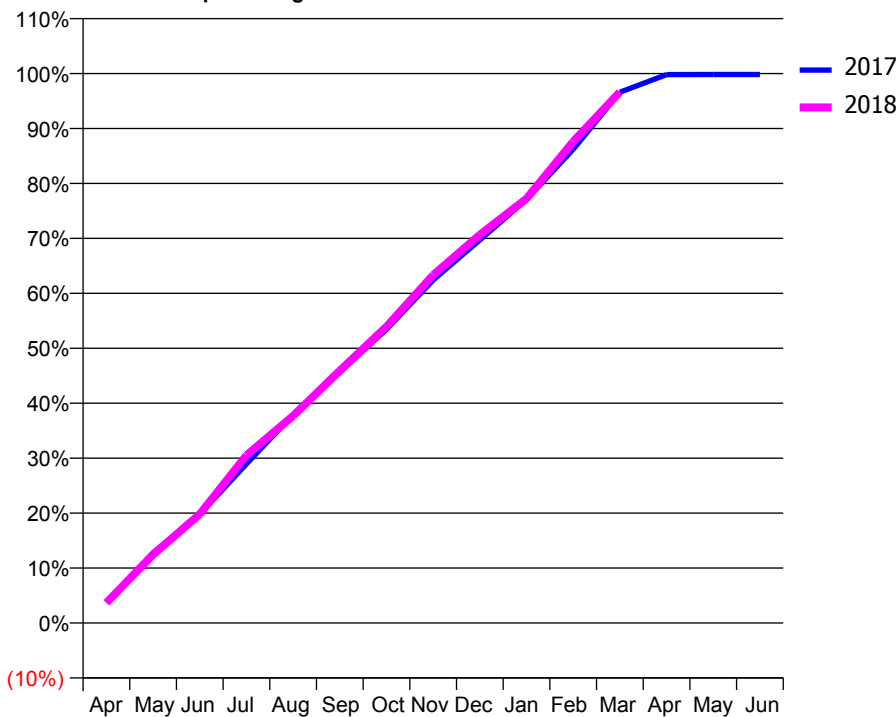
ACCESS*

Patients seen in 24 months	Total	Change since previous quarter
Quarter ending March 2017	7,817	
Quarter ending June 2017	7,802	→
Quarter ending September 2017	7,866	→
Quarter ending December 2017	7,875	→
Quarter ending March 2018	7,851	→
Variance since March 2017	0.4%	→



ACTIVITY

Cumulative percentage of contracted UDA delivered 2017 & 2018



Month	Adjusted Scheduled Activity (UDA)	
	2017	2018
April	713	699
May	2,431	2,370
June	3,766	3,770
July	5,507	5,807
August	7,210	7,173
September	8,678	8,734
October	10,168	10,257
November	11,873	12,043
December	13,257	13,442
January	14,665	14,693
February	16,399	16,667
March	18,374	18,380
April	18,984	
May	18,988	
June	18,988	

QUALITY

	Quantity	Base Number	Contract	AT	Region	England
% of FP17s for the same patient ID Re-attending within 3 months - Children	144	2,672	5.4%	10.0%	11.5%	11.9%
% of FP17s for the same patient ID Re-attending within 3 months - Adults	419	5,275	7.9%	15.8%	16.8%	16.0%
% of FP17s for the same patient ID Re-attending between 3 & 9 months - Children	1,122	2,672	42.0%	47.3%	47.7%	58.3%
% of FP17s for the same patient ID Re-attending between 3 & 9 months - Adults	1,993	5,275	37.8%	37.5%	38.2%	50.3%
% of FP17s for Band 1 Urgent Courses	313	7,577	4.1%	10.9%	10.6%	9.1%
% of FP17s Relating to Free Repair or Replacements	30	7,577	0.4%	0.5%	0.6%	0.8%
% of FP17s Relating to Continuations	82	7,577	1.1%	0.6%	0.8%	1.0%
% of Patients satisfied with the dentistry they have received	6	6	N/A	87.9%	89.3%	91.5%
% of Patients satisfied with the time they had to wait for an appointment	4	6	N/A	83.3%	84.4%	87.9%

* This is based on patients treated on this contract for their most recent course of treatment. Figures in italics indicate the base number of FP17s or Patient Questionnaire responses are less than 100. N/A is shown where the base number of responses is less than 10 during the period. % is calculated as Quantity/Base number*100

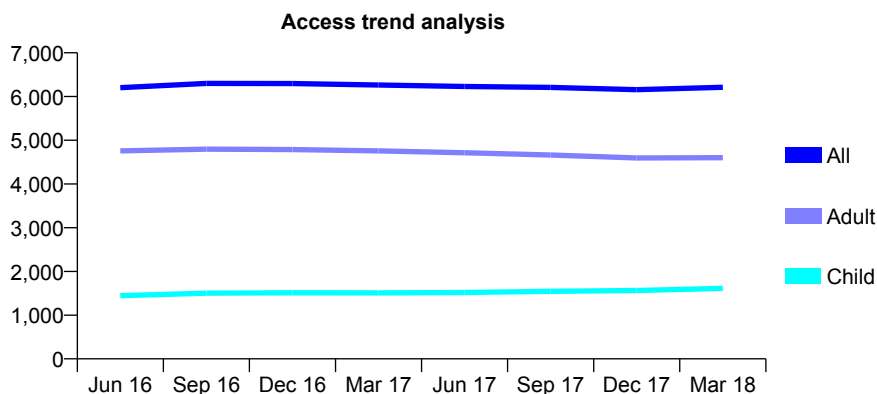
Q62 - Vital Signs At a Glance Contract Report for 101370/0099 - March 2018

Name or company name	Petrie Tucker and Partners Ltd
Contract type name	GDS Contract
Purpose of contract	General
Contract start date	01/04/2007
Contract end date	

17/18 Contracted general activity (UDA)	14,313
Carry forward general activity (UDA)	-170
17/18 Contracted orthodontic activity (UOA)	0
Carry forward orthodontic activity (UOA)	0
Baseline contract value	£402,787.25

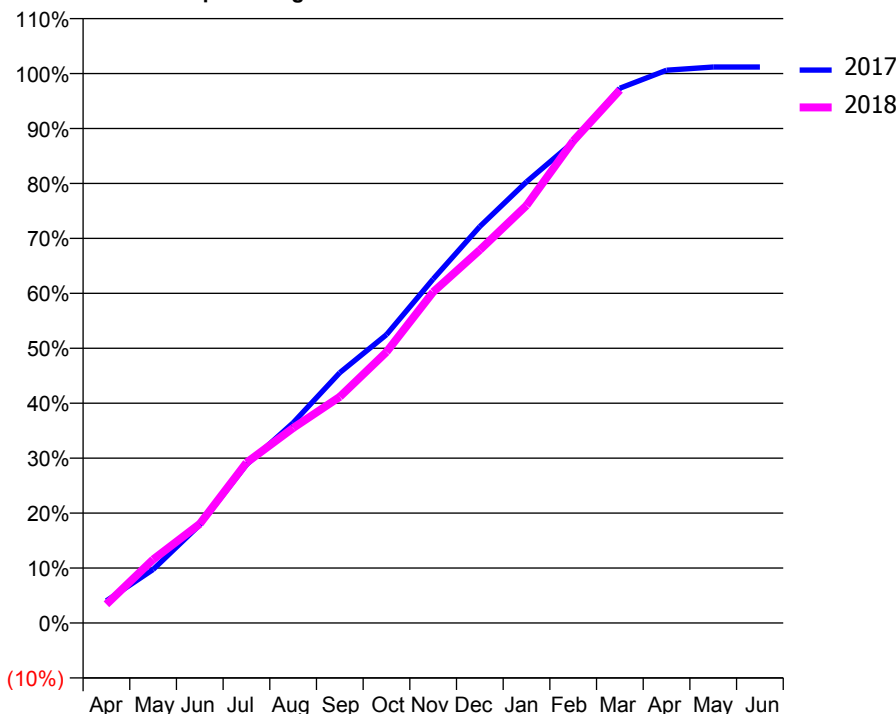
ACCESS*

Patients seen in 24 months	Total	Change since previous quarter
Quarter ending March 2017	6,264	
Quarter ending June 2017	6,231	→
Quarter ending September 2017	6,208	→
Quarter ending December 2017	6,158	→
Quarter ending March 2018	6,213	→
Variance since March 2017	(0.8%)	→



ACTIVITY

Cumulative percentage of contracted UDA delivered 2017 & 2018



Month	Adjusted Scheduled Activity (UDA)	
	2017	2018
April	580	487
May	1,393	1,656
June	2,559	2,583
July	4,126	4,176
August	5,214	5,079
September	6,522	5,892
October	7,511	7,059
November	8,958	8,623
December	10,328	9,716
January	11,491	10,877
February	12,525	12,555
March	13,929	13,884
April	14,399	
May	14,480	
June	14,483	

QUALITY

	Quantity	Base Number	Contract	AT	Region	England
% of FP17s for the same patient ID Re-attending within 3 months - Children	36	1,685	2.1%	10.0%	11.5%	11.9%
% of FP17s for the same patient ID Re-attending within 3 months - Adults	223	4,054	5.5%	15.8%	16.8%	16.0%
% of FP17s for the same patient ID Re-attending between 3 & 9 months - Children	557	1,685	33.1%	47.3%	47.7%	58.3%
% of FP17s for the same patient ID Re-attending between 3 & 9 months - Adults	1,180	4,054	29.1%	37.5%	38.2%	50.3%
% of FP17s for Band 1 Urgent Courses	293	5,532	5.3%	10.9%	10.6%	9.1%
% of FP17s Relating to Free Repair or Replacements	25	5,532	0.5%	0.5%	0.6%	0.8%
% of FP17s Relating to Continuations	31	5,532	0.6%	0.6%	0.8%	1.0%
% of Patients satisfied with the dentistry they have received	5	7	N/A	87.9%	89.3%	91.5%
% of Patients satisfied with the time they had to wait for an appointment	5	7	N/A	83.3%	84.4%	87.9%

* This is based on patients treated on this contract for their most recent course of treatment. Figures in italics indicate the base number of FP17s or Patient Questionnaire responses are less than 100. N/A is shown where the base number of responses is less than 10 during the period. % is calculated as Quantity/Base number*100

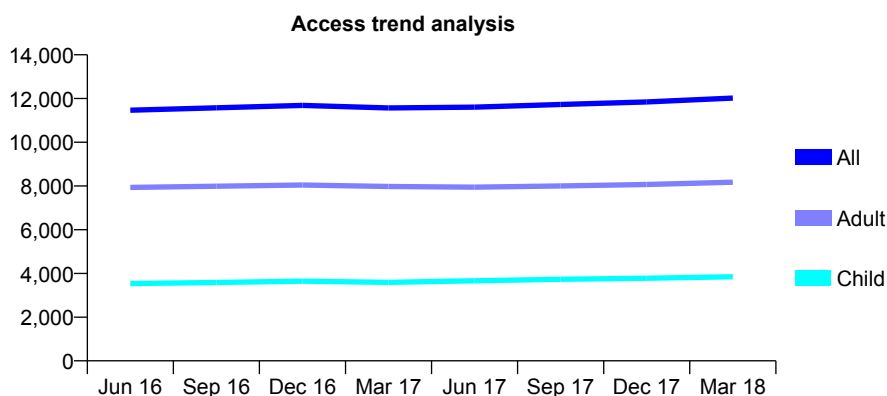
Q62 - Vital Signs At a Glance Contract Report for 101370/0100 - March 2018

Name or company name	Petrie Tucker and Partners Ltd
Contract type name	GDS Contract
Purpose of contract	General
Contract start date	01/04/2007
Contract end date	

17/18 Contracted general activity (UDA)	30,378
Carry forward general activity (UDA)	410
17/18 Contracted orthodontic activity (UOA)	0
Carry forward orthodontic activity (UOA)	0
Baseline contract value	£756,468.93

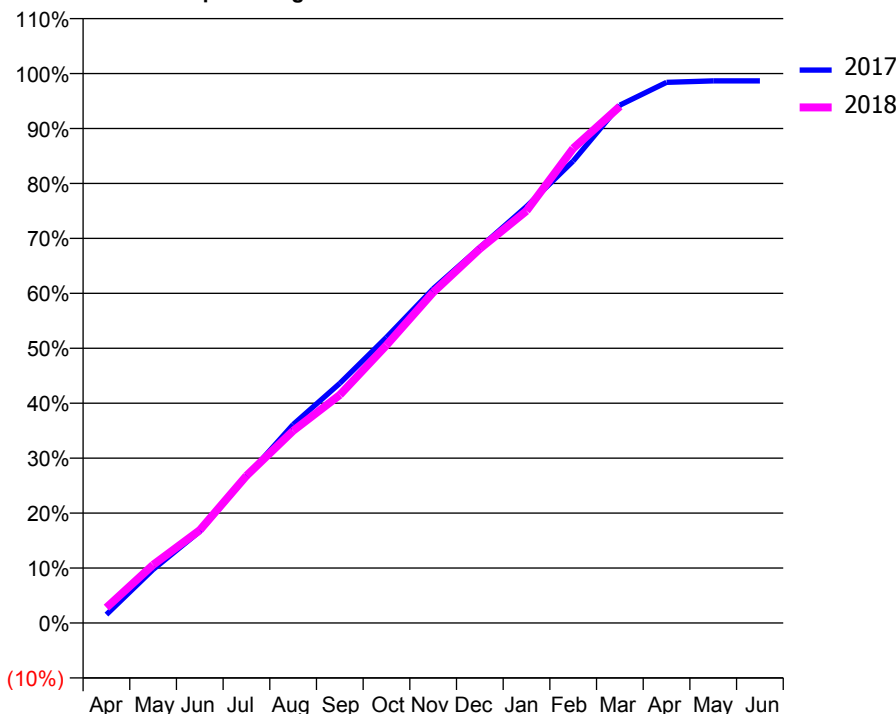
ACCESS*

Patients seen in 24 months	Total	Change since previous quarter
Quarter ending March 2017	11,569	
Quarter ending June 2017	11,608	→
Quarter ending September 2017	11,730	→
Quarter ending December 2017	11,845	→
Quarter ending March 2018	12,018	→
Variance since March 2017	3.9%	↑



ACTIVITY

Cumulative percentage of contracted UDA delivered 2017 & 2018



Month	Adjusted Scheduled Activity (UDA)	
	2017	2018
April	465	854
May	2,962	3,215
June	5,065	5,134
July	8,097	8,143
August	10,972	10,628
September	13,249	12,610
October	15,793	15,359
November	18,475	18,279
December	20,760	20,693
January	23,027	22,785
February	25,542	26,241
March	28,627	28,561
April	29,889	
May	29,970	
June	29,968	

QUALITY

	Quantity	Base Number	Contract	AT	Region	England
% of FP17s for the same patient ID Re-attending within 3 months - Children	207	4,350	4.8%	10.0%	11.5%	11.9%
% of FP17s for the same patient ID Re-attending within 3 months - Adults	641	8,024	8.0%	15.8%	16.8%	16.0%
% of FP17s for the same patient ID Re-attending between 3 & 9 months - Children	1,832	4,350	42.1%	47.3%	47.7%	58.3%
% of FP17s for the same patient ID Re-attending between 3 & 9 months - Adults	2,884	8,024	35.9%	37.5%	38.2%	50.3%
% of FP17s for Band 1 Urgent Courses	377	11,830	3.2%	10.9%	10.6%	9.1%
% of FP17s Relating to Free Repair or Replacements	42	11,830	0.4%	0.5%	0.6%	0.8%
% of FP17s Relating to Continuations	138	11,830	1.2%	0.6%	0.8%	1.0%
% of Patients satisfied with the dentistry they have received	4	5	N/A	87.9%	89.3%	91.5%
% of Patients satisfied with the time they had to wait for an appointment	3	5	N/A	83.3%	84.4%	87.9%

* This is based on patients treated on this contract for their most recent course of treatment. Figures in italics indicate the base number of FP17s or Patient Questionnaire responses are less than 100. N/A is shown where the base number of responses is less than 10 during the period. % is calculated as Quantity/Base number*100

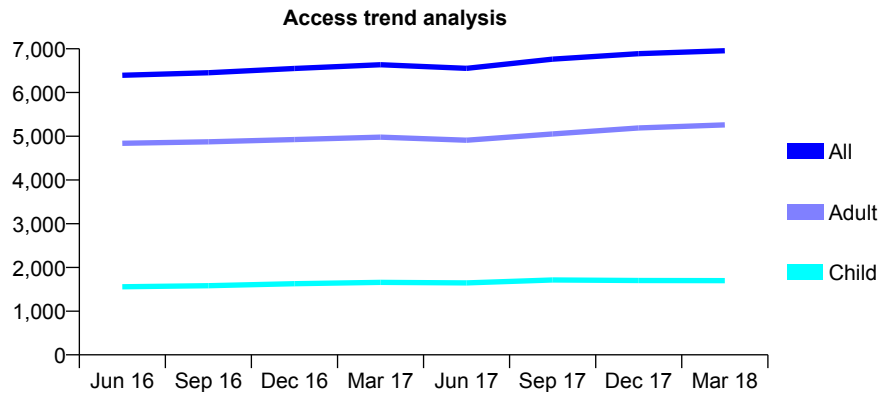
Q62 - Vital Signs At a Glance Contract Report for 101435/0013 - March 2018

Name or company name	IDH Limited
Contract type name	GDS Contract
Purpose of contract	General
Contract start date	01/04/2006
Contract end date	

17/18 Contracted general activity (UDA)	21,930
Carry forward general activity (UDA)	771
17/18 Contracted orthodontic activity (UOA)	0
Carry forward orthodontic activity (UOA)	0
Baseline contract value	£567,799.44

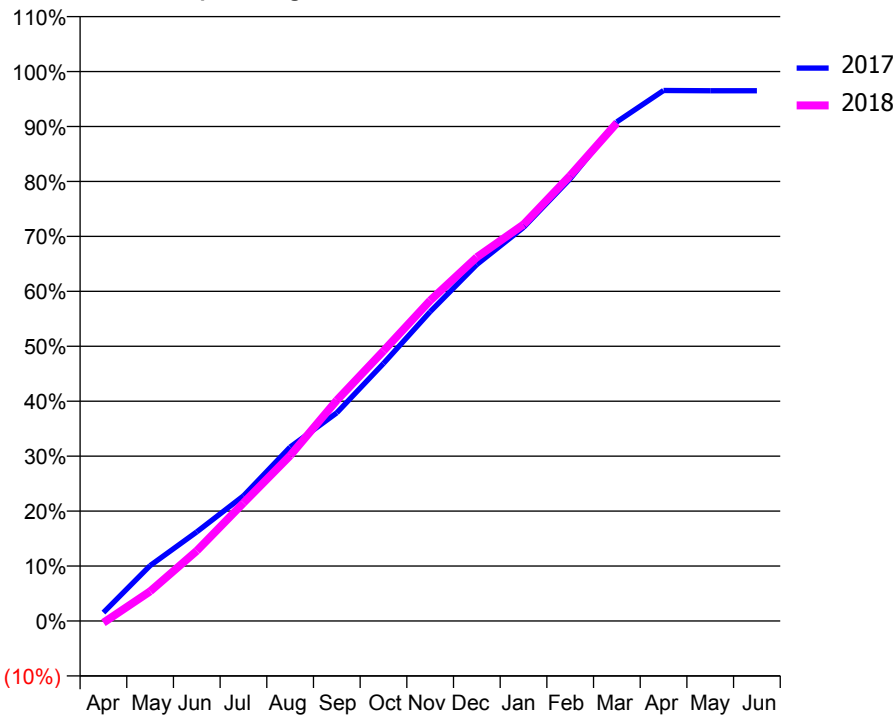
ACCESS*

Patients seen in 24 months	Total	Change since previous quarter
Quarter ending March 2017	6,636	
Quarter ending June 2017	6,554	↓
Quarter ending September 2017	6,765	↑
Quarter ending December 2017	6,890	→
Quarter ending March 2018	6,957	→
Variance since March 2017	4.8%	↑



ACTIVITY

Cumulative percentage of contracted UDA delivered 2017 & 2018



Month	Adjusted Scheduled Activity (UDA)	
	2017	2018
April	340	-70
May	2,213	1,184
June	3,555	2,802
July	4,993	4,714
August	6,941	6,600
September	8,309	8,810
October	10,279	10,780
November	12,344	12,791
December	14,227	14,520
January	15,705	15,822
February	17,650	17,776
March	19,924	19,878
April	21,170	
May	21,159	
June	21,159	

QUALITY

	Quantity	Base Number	Contract	AT	Region	England
% of FP17s for the same patient ID Re-attending within 3 months - Children	226	1,996	11.3%	10.0%	11.5%	11.9%
% of FP17s for the same patient ID Re-attending within 3 months - Adults	886	5,447	16.3%	15.8%	16.8%	16.0%
% of FP17s for the same patient ID Re-attending between 3 & 9 months - Children	698	1,996	35.0%	47.3%	47.7%	58.3%
% of FP17s for the same patient ID Re-attending between 3 & 9 months - Adults	1,578	5,447	29.0%	37.5%	38.2%	50.3%
% of FP17s for Band 1 Urgent Courses	750	7,096	10.6%	10.9%	10.6%	9.1%
% of FP17s Relating to Free Repair or Replacements	39	7,096	0.5%	0.5%	0.6%	0.8%
% of FP17s Relating to Continuations	76	7,096	1.1%	0.6%	0.8%	1.0%
% of Patients satisfied with the dentistry they have received	6	7	N/A	87.9%	89.3%	91.5%
% of Patients satisfied with the time they had to wait for an appointment	5	7	N/A	83.3%	84.4%	87.9%

* This is based on patients treated on this contract for their most recent course of treatment. Figures in italics indicate the base number of FP17s or Patient Questionnaire responses are less than 100. N/A is shown where the base number of responses is less than 10 during the period. % is calculated as Quantity/Base number*100

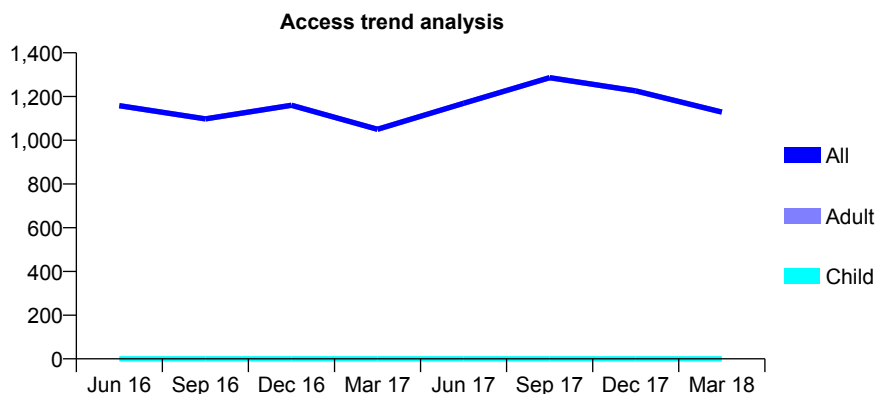
Q62 - Vital Signs At a Glance Contract Report for 102830/0001 - March 2018

Name or company name	Dr G Kataria
Contract type name	PDS Contract
Purpose of contract	General
Contract start date	01/04/2006
Contract end date	31/03/2018

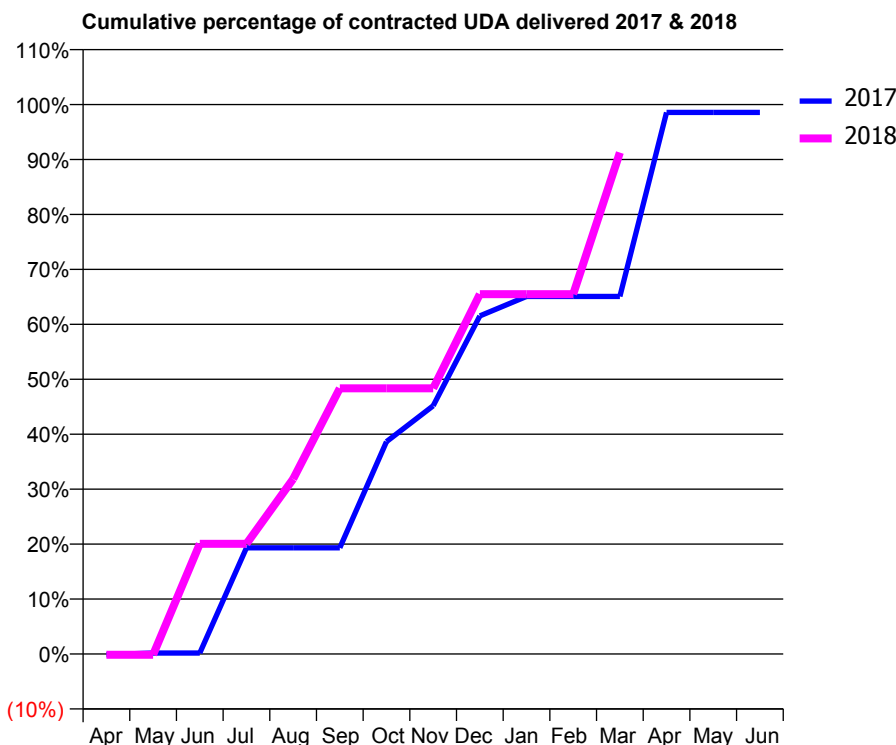
17/18 Contracted general activity (UDA)	2,432
Carry forward general activity (UDA)	35
17/18 Contracted orthodontic activity (UOA)	0
Carry forward orthodontic activity (UOA)	0
Baseline contract value	£104,762.90

ACCESS*

Patients seen in 24 months	Total	Change since previous quarter
Quarter ending March 2017	1,050	
Quarter ending June 2017	1,169	↑
Quarter ending September 2017	1,286	↑
Quarter ending December 2017	1,226	↓
Quarter ending March 2018	1,129	↓
Variance since March 2017	7.5%	↑



ACTIVITY



Month	Adjusted Scheduled Activity (UDA)	
	2017	2018
April	-3	-4
May	4	-4
June	4	488
July	470	488
August	470	775
September	470	1,176
October	940	1,176
November	1,099	1,176
December	1,496	1,593
January	1,582	1,593
February	1,582	1,593
March	1,582	2,219
April	2,397	
May	2,397	
June	2,397	

QUALITY

	Quantity	Base Number	Contract	AT	Region	England
% of FP17s for the same patient ID Re-attending within 3 months - Children	0	0	N/A	10.0%	11.5%	11.9%
% of FP17s for the same patient ID Re-attending within 3 months - Adults	92	1,221	7.5%	15.8%	16.8%	16.0%
% of FP17s for the same patient ID Re-attending between 3 & 9 months - Children	0	0	N/A	47.3%	47.7%	58.3%
% of FP17s for the same patient ID Re-attending between 3 & 9 months - Adults	312	1,221	25.6%	37.5%	38.2%	50.3%
% of FP17s for Band 1 Urgent Courses	73	973	7.5%	10.9%	10.6%	9.1%
% of FP17s Relating to Free Repair or Replacements	0	973	0.0%	0.5%	0.6%	0.8%
% of FP17s Relating to Continuations	0	973	0.0%	0.6%	0.8%	1.0%
% of Patients satisfied with the dentistry they have received	1	2	N/A	87.9%	89.3%	91.5%
% of Patients satisfied with the time they had to wait for an appointment	1	2	N/A	83.3%	84.4%	87.9%

* This is based on patients treated on this contract for their most recent course of treatment. Figures in italics indicate the base number of FP17s or Patient Questionnaire responses are less than 100. N/A is shown where the base number of responses is less than 10 during the period. % is calculated as Quantity/Base number*100

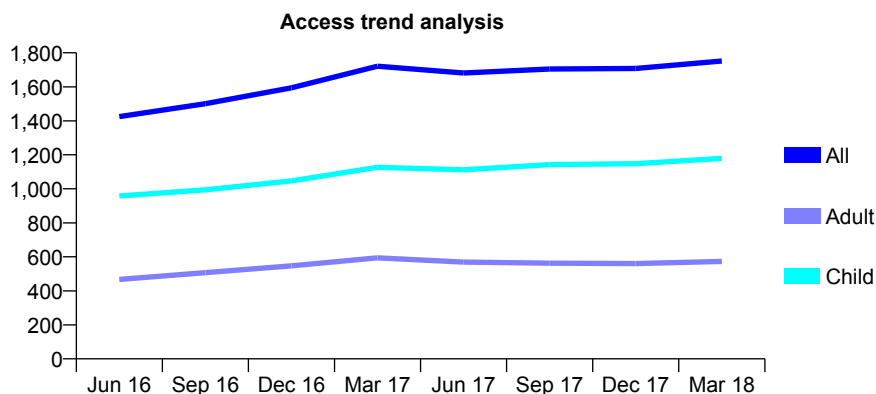
Q62 - Vital Signs At a Glance Contract Report for 106240/0001 - March 2018

Name or company name	Dr T Tikam & Dr S Ramchandani
Contract type name	GDS Contract
Purpose of contract	General
Contract start date	01/04/2015
Contract end date	

17/18 Contracted general activity (UDA)	3,739
Carry forward general activity (UDA)	-75
17/18 Contracted orthodontic activity (UOA)	0
Carry forward orthodontic activity (UOA)	0
Baseline contract value	£105,126.16

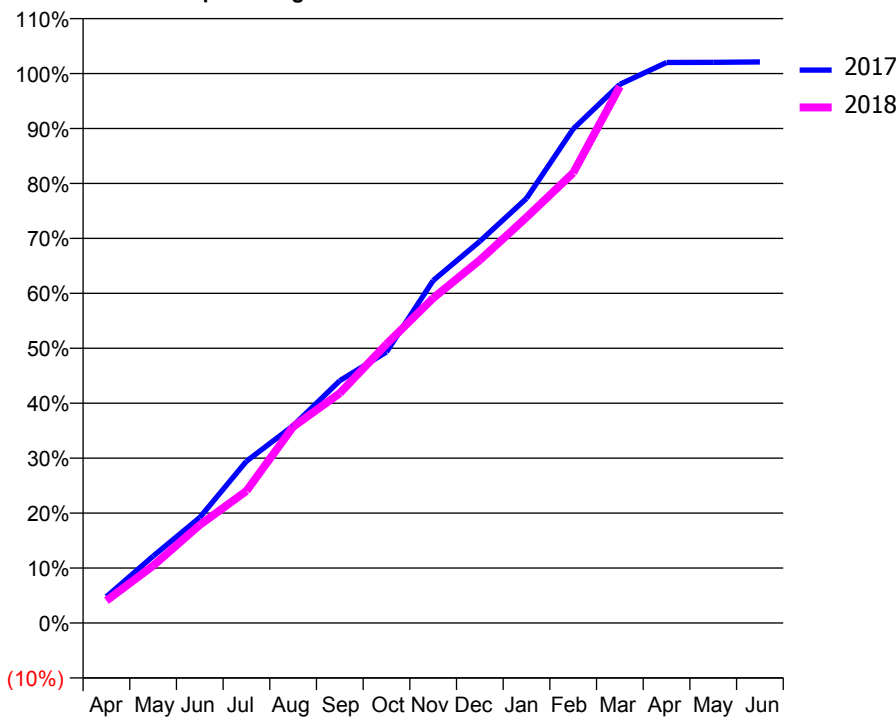
ACCESS*

Patients seen in 24 months	Total	Change since previous quarter
Quarter ending March 2017	1,721	
Quarter ending June 2017	1,681	↓
Quarter ending September 2017	1,705	→
Quarter ending December 2017	1,708	→
Quarter ending March 2018	1,752	↑
Variance since March 2017	1.8%	→



ACTIVITY

Cumulative percentage of contracted UDA delivered 2017 & 2018



Month	Adjusted Scheduled Activity (UDA)	
	2017	2018
April	180	152
May	455	389
June	718	667
July	1,101	899
August	1,342	1,335
September	1,649	1,564
October	1,844	1,898
November	2,331	2,211
December	2,598	2,470
January	2,890	2,760
February	3,362	3,063
March	3,665	3,651
April	3,814	
May	3,815	
June	3,818	

QUALITY

	Quantity	Base Number	Contract	AT	Region	England
% of FP17s for the same patient ID Re-attending within 3 months - Children	88	1,552	5.7%	10.0%	11.5%	11.9%
% of FP17s for the same patient ID Re-attending within 3 months - Adults	87	655	13.3%	15.8%	16.8%	16.0%
% of FP17s for the same patient ID Re-attending between 3 & 9 months - Children	931	1,552	60.0%	47.3%	47.7%	58.3%
% of FP17s for the same patient ID Re-attending between 3 & 9 months - Adults	336	655	51.3%	37.5%	38.2%	50.3%
% of FP17s for Band 1 Urgent Courses	119	2,146	5.5%	10.9%	10.6%	9.1%
% of FP17s Relating to Free Repair or Replacements	9	2,146	0.4%	0.5%	0.6%	0.8%
% of FP17s Relating to Continuations	4	2,146	0.2%	0.6%	0.8%	1.0%
% of Patients satisfied with the dentistry they have received	0	0	N/A	87.9%	89.3%	91.5%
% of Patients satisfied with the time they had to wait for an appointment	0	0	N/A	83.3%	84.4%	87.9%

* This is based on patients treated on this contract for their most recent course of treatment. Figures in italics indicate the base number of FP17s or Patient Questionnaire responses are less than 100. N/A is shown where the base number of responses is less than 10 during the period. % is calculated as Quantity/Base number*100

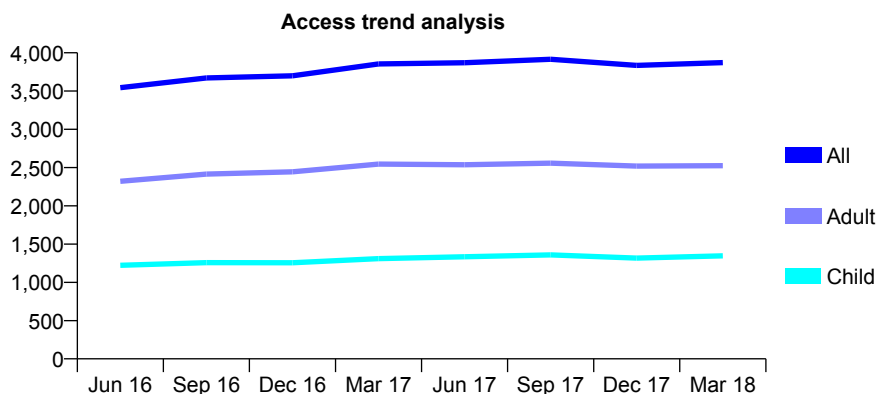
Q62 - Vital Signs At a Glance Contract Report for 107042/0001 - March 2018

Name or company name	Sudhir Thakerar & Partners
Contract type name	GDS Contract
Purpose of contract	General
Contract start date	01/08/2014
Contract end date	

17/18 Contracted general activity (UDA)	10,073
Carry forward general activity (UDA)	-28
17/18 Contracted orthodontic activity (UOA)	0
Carry forward orthodontic activity (UOA)	0
Baseline contract value	£282,794.37

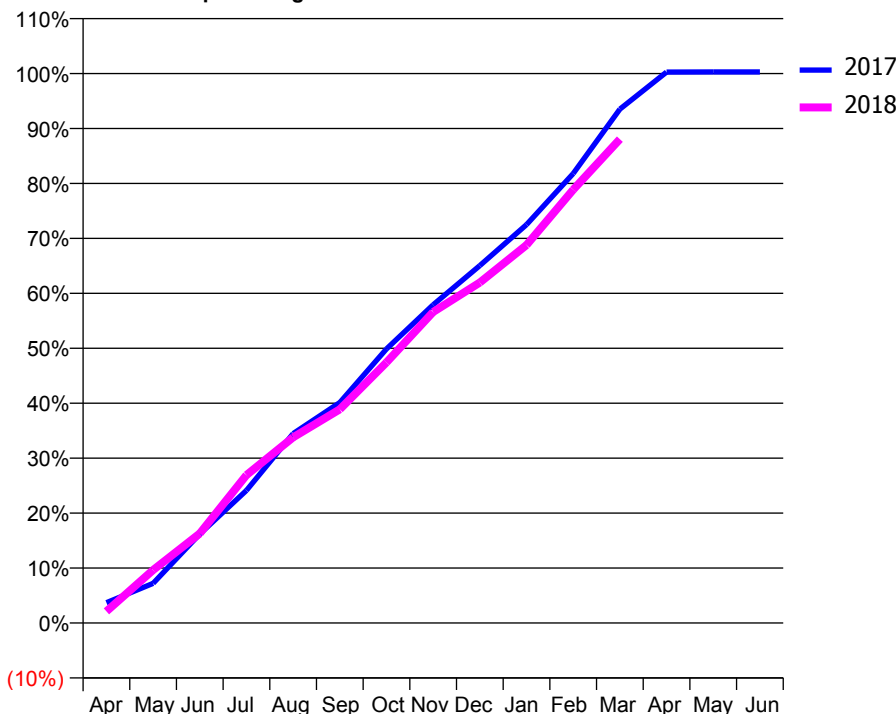
ACCESS*

Patients seen in 24 months	Total	Change since previous quarter
Quarter ending March 2017	3,855	
Quarter ending June 2017	3,871	→
Quarter ending September 2017	3,916	→
Quarter ending December 2017	3,836	↓
Quarter ending March 2018	3,872	→
Variance since March 2017	0.4%	→



ACTIVITY

Cumulative percentage of contracted UDA delivered 2017 & 2018



Month	Adjusted Scheduled Activity (UDA)	
	2017	2018
April	373	213
May	728	972
June	1,631	1,640
July	2,431	2,713
August	3,471	3,403
September	4,041	3,916
October	5,025	4,778
November	5,835	5,702
December	6,553	6,242
January	7,303	6,928
February	8,238	7,944
March	9,419	8,870
April	10,098	
May	10,100	
June	10,101	

QUALITY

	Quantity	Base Number	Contract	AT	Region	England
% of FP17s for the same patient ID Re-attending within 3 months - Children	184	1,618	11.4%	10.0%	11.5%	11.9%
% of FP17s for the same patient ID Re-attending within 3 months - Adults	581	3,046	19.1%	15.8%	16.8%	16.0%
% of FP17s for the same patient ID Re-attending between 3 & 9 months - Children	656	1,618	40.5%	47.3%	47.7%	58.3%
% of FP17s for the same patient ID Re-attending between 3 & 9 months - Adults	1,165	3,046	38.2%	37.5%	38.2%	50.3%
% of FP17s for Band 1 Urgent Courses	818	4,384	18.7%	10.9%	10.6%	9.1%
% of FP17s Relating to Free Repair or Replacements	18	4,384	0.4%	0.5%	0.6%	0.8%
% of FP17s Relating to Continuations	32	4,384	0.7%	0.6%	0.8%	1.0%
% of Patients satisfied with the dentistry they have received	1	1	N/A	87.9%	89.3%	91.5%
% of Patients satisfied with the time they had to wait for an appointment	0	1	N/A	83.3%	84.4%	87.9%

* This is based on patients treated on this contract for their most recent course of treatment. Figures in italics indicate the base number of FP17s or Patient Questionnaire responses are less than 100. N/A is shown where the base number of responses is less than 10 during the period. % is calculated as Quantity/Base number*100

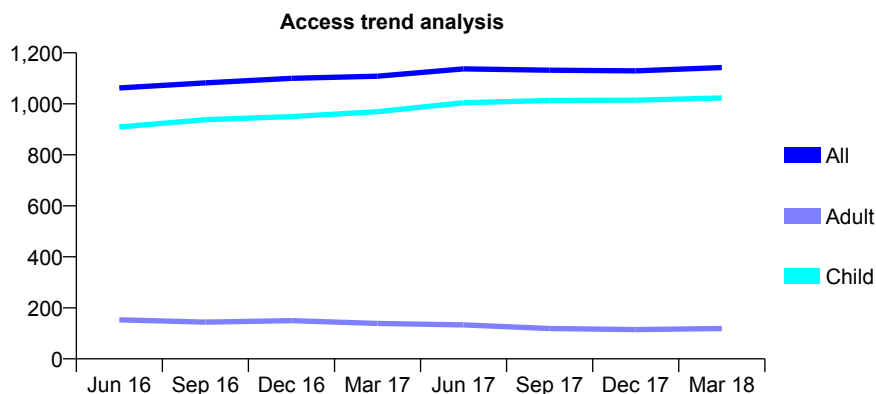
Q62 - Vital Signs At a Glance Contract Report for 107565/0001 - March 2018

Name or company name	Mrs UP Patel & Mrs N Patel
Contract type name	GDS Contract
Purpose of contract	General
Contract start date	01/04/2014
Contract end date	

17/18 Contracted general activity (UDA)	2,597
Carry forward general activity (UDA)	39
17/18 Contracted orthodontic activity (UOA)	0
Carry forward orthodontic activity (UOA)	0
Baseline contract value	£60,738.73

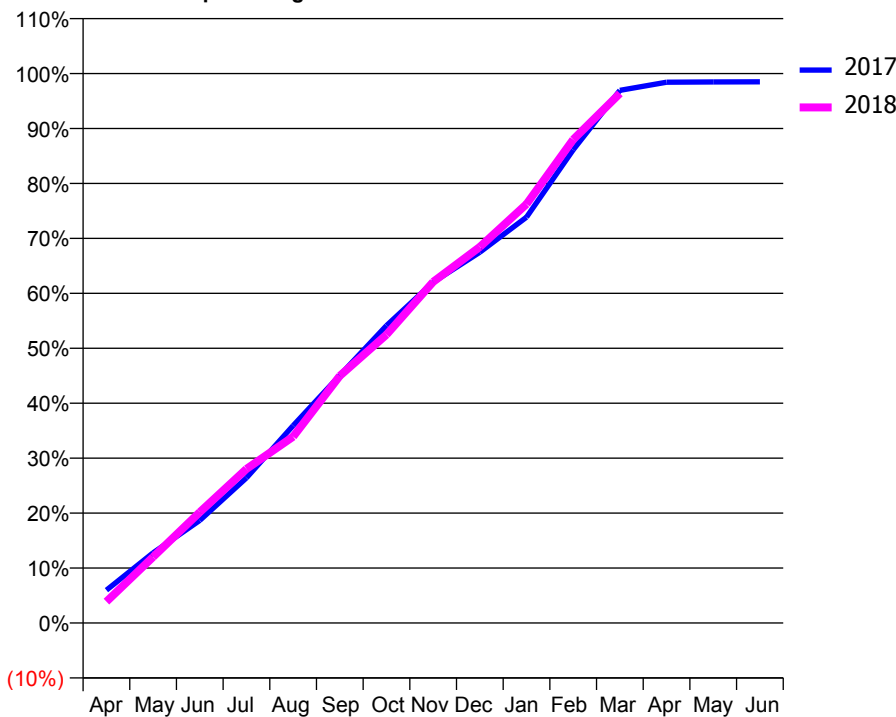
ACCESS*

Patients seen in 24 months	Total	Change since previous quarter
Quarter ending March 2017	1,108	
Quarter ending June 2017	1,137	↑
Quarter ending September 2017	1,132	→
Quarter ending December 2017	1,129	→
Quarter ending March 2018	1,142	→
Variance since March 2017	3.1%	↑



ACTIVITY

Cumulative percentage of contracted UDA delivered 2017 & 2018



Month	Adjusted Scheduled Activity (UDA)	
	2017	2018
April	156	101
May	332	312
June	485	524
July	686	728
August	933	881
September	1,170	1,168
October	1,406	1,363
November	1,611	1,612
December	1,753	1,778
January	1,918	1,980
February	2,236	2,285
March	2,517	2,503
April	2,556	
May	2,557	
June	2,558	

QUALITY

	Quantity	Base Number	Contract	AT	Region	England
% of FP17s for the same patient ID Re-attending within 3 months - Children	254	1,746	14.5%	10.0%	11.5%	11.9%
% of FP17s for the same patient ID Re-attending within 3 months - Adults	11	59	18.6%	15.8%	16.8%	16.0%
% of FP17s for the same patient ID Re-attending between 3 & 9 months - Children	1,074	1,746	61.5%	47.3%	47.7%	58.3%
% of FP17s for the same patient ID Re-attending between 3 & 9 months - Adults	31	59	52.5%	37.5%	38.2%	50.3%
% of FP17s for Band 1 Urgent Courses	55	1,777	3.1%	10.9%	10.6%	9.1%
% of FP17s Relating to Free Repair or Replacements	0	1,777	0.0%	0.5%	0.6%	0.8%
% of FP17s Relating to Continuations	0	1,777	0.0%	0.6%	0.8%	1.0%
% of Patients satisfied with the dentistry they have received	0	0	N/A	87.9%	89.3%	91.5%
% of Patients satisfied with the time they had to wait for an appointment	0	0	N/A	83.3%	84.4%	87.9%

* This is based on patients treated on this contract for their most recent course of treatment. Figures in italics indicate the base number of FP17s or Patient Questionnaire responses are less than 100. N/A is shown where the base number of responses is less than 10 during the period. % is calculated as Quantity/Base number*100

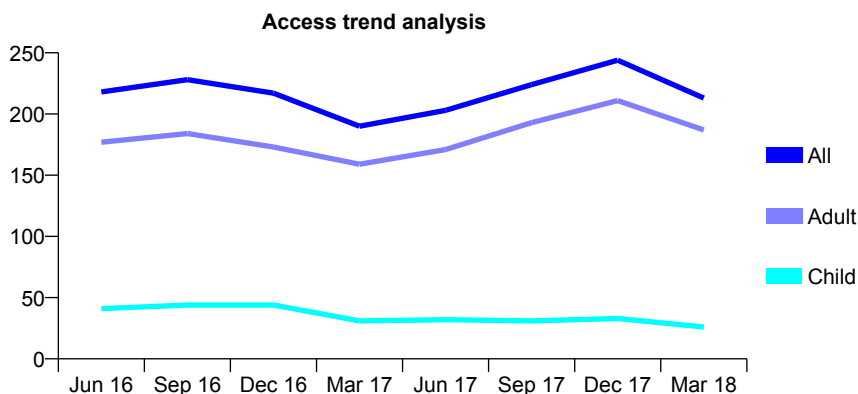
Q62 - Vital Signs At a Glance Contract Report for 108340/0001 - March 2018

Name or company name	Padayachee and Associates
Contract type name	GDS Contract
Purpose of contract	General
Contract start date	01/04/2011
Contract end date	

17/18 Contracted general activity (UDA)	655
Carry forward general activity (UDA)	18
17/18 Contracted orthodontic activity (UOA)	0
Carry forward orthodontic activity (UOA)	0
Baseline contract value	£15,501.23

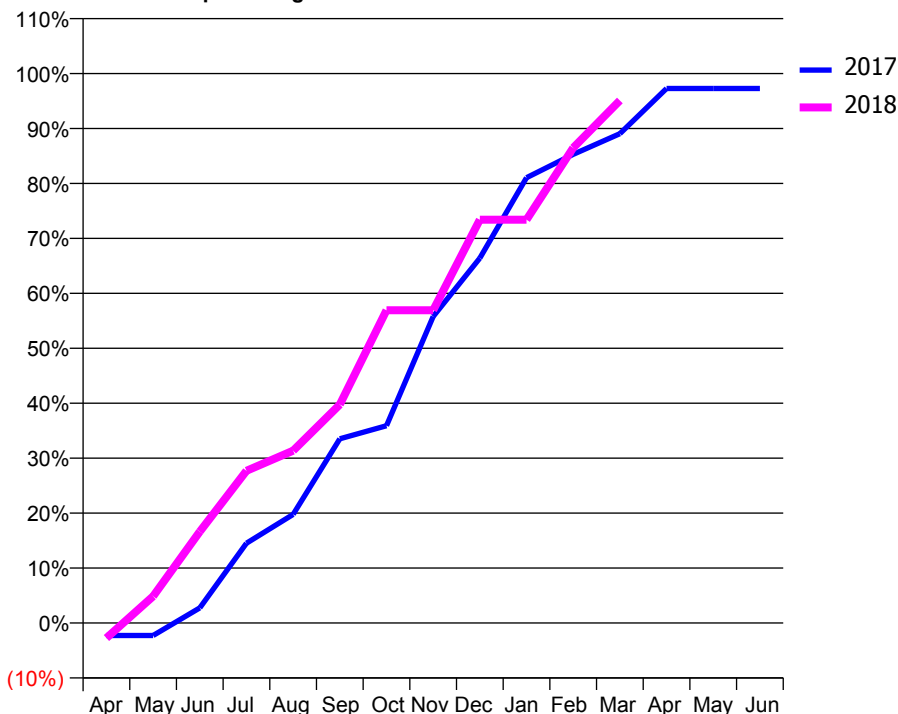
ACCESS*

Patients seen in 24 months	Total	Change since previous quarter
Quarter ending March 2017	190	
Quarter ending June 2017	203	↑
Quarter ending September 2017	224	↑
Quarter ending December 2017	244	↑
Quarter ending March 2018	213	↓
Variance since March 2017	12.1%	↑



ACTIVITY

Cumulative percentage of contracted UDA delivered 2017 & 2018



Adjusted Scheduled Activity (UDA)

Month	2017	2018
April	-15	-18
May	-15	32
June	18	109
July	95	181
August	129	205
September	220	260
October	235	373
November	365	373
December	435	481
January	531	481
February	559	566
March	583	623
April	637	
May	637	
June	637	

QUALITY

	Quantity	Base Number	Contract	AT	Region	England
% of FP17s for the same patient ID Re-attending within 3 months - Children	0	48	0.0%	10.0%	11.5%	11.9%
% of FP17s for the same patient ID Re-attending within 3 months - Adults	5	233	2.1%	15.8%	16.8%	16.0%
% of FP17s for the same patient ID Re-attending between 3 & 9 months - Children	3	48	6.3%	47.3%	47.7%	58.3%
% of FP17s for the same patient ID Re-attending between 3 & 9 months - Adults	20	233	8.6%	37.5%	38.2%	50.3%
% of FP17s for Band 1 Urgent Courses	64	268	23.9%	10.9%	10.6%	9.1%
% of FP17s Relating to Free Repair or Replacements	0	268	0.0%	0.5%	0.6%	0.8%
% of FP17s Relating to Continuations	0	268	0.0%	0.6%	0.8%	1.0%
% of Patients satisfied with the dentistry they have received	2	2	N/A	87.9%	89.3%	91.5%
% of Patients satisfied with the time they had to wait for an appointment	2	2	N/A	83.3%	84.4%	87.9%

* This is based on patients treated on this contract for their most recent course of treatment. Figures in italics indicate the base number of FP17s or Patient Questionnaire responses are less than 100. N/A is shown where the base number of responses is less than 10 during the period. % is calculated as Quantity/Base number*100

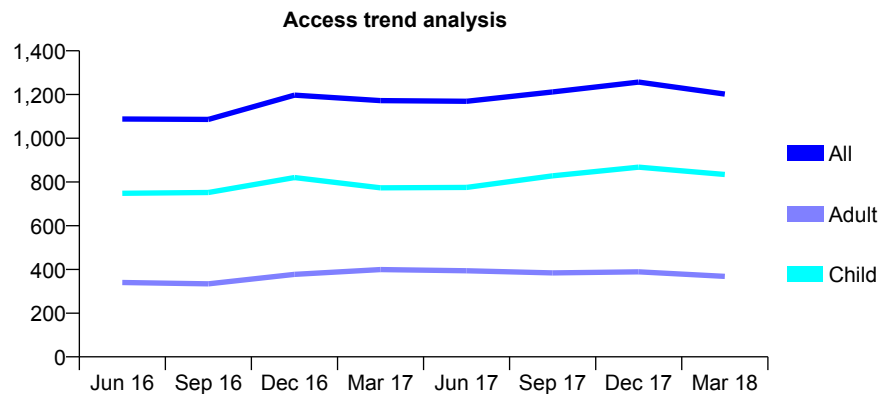
Q62 - Vital Signs At a Glance Contract Report for 108553/0001 - March 2018

Name or company name	MR MJ HUGHES & MISS K HUGHES
Contract type name	GDS Contract
Purpose of contract	General
Contract start date	01/09/2013
Contract end date	

17/18 Contracted general activity (UDA)	2,507
Carry forward general activity (UDA)	35
17/18 Contracted orthodontic activity (UOA)	0
Carry forward orthodontic activity (UOA)	0
Baseline contract value	£66,071.17

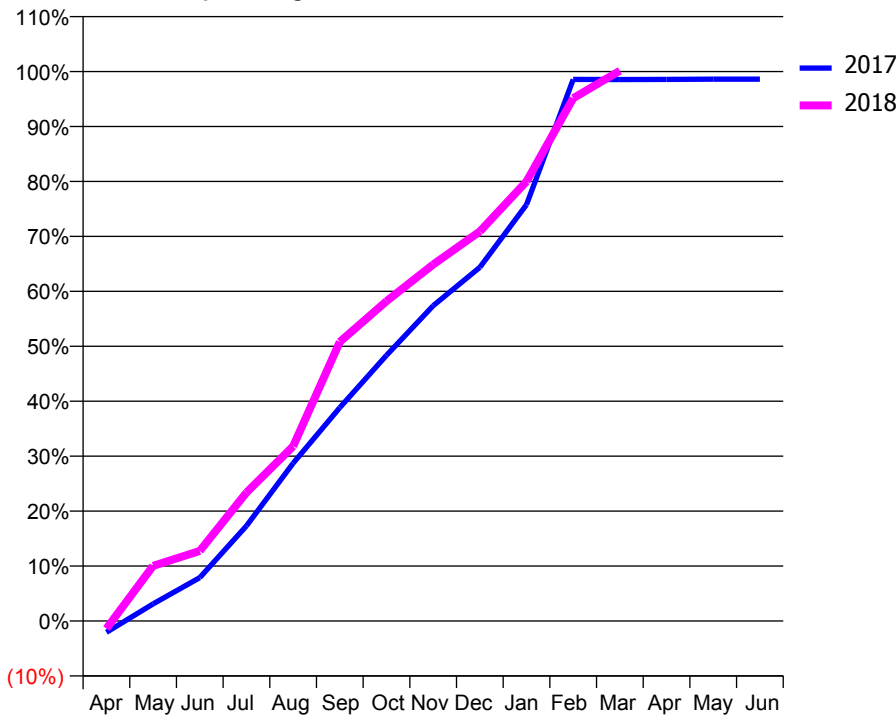
ACCESS*

Patients seen in 24 months	Total	Change since previous quarter
Quarter ending March 2017	1,172	
Quarter ending June 2017	1,169	→
Quarter ending September 2017	1,212	↑
Quarter ending December 2017	1,257	↑
Quarter ending March 2018	1,202	↓
Variance since March 2017	2.6%	↑



ACTIVITY

Cumulative percentage of contracted UDA delivered 2017 & 2018



Month	Adjusted Scheduled Activity (UDA)	
	2017	2018
April	-52	-35
May	78	251
June	198	319
July	434	586
August	720	797
September	973	1,274
October	1,212	1,459
November	1,438	1,626
December	1,614	1,777
January	1,900	2,006
February	2,471	2,385
March	2,470	2,511
April	2,471	
May	2,472	
June	2,472	

QUALITY

	Quantity	Base Number	Contract	AT	Region	England
% of FP17s for the same patient ID Re-attending within 3 months - Children	57	1,249	4.6%	10.0%	11.5%	11.9%
% of FP17s for the same patient ID Re-attending within 3 months - Adults	15	369	4.1%	15.8%	16.8%	16.0%
% of FP17s for the same patient ID Re-attending between 3 & 9 months - Children	567	1,249	45.4%	47.3%	47.7%	58.3%
% of FP17s for the same patient ID Re-attending between 3 & 9 months - Adults	118	369	32.0%	37.5%	38.2%	50.3%
% of FP17s for Band 1 Urgent Courses	39	1,615	2.4%	10.9%	10.6%	9.1%
% of FP17s Relating to Free Repair or Replacements	2	1,615	0.1%	0.5%	0.6%	0.8%
% of FP17s Relating to Continuations	0	1,615	0.0%	0.6%	0.8%	1.0%
% of Patients satisfied with the dentistry they have received	1	1	N/A	87.9%	89.3%	91.5%
% of Patients satisfied with the time they had to wait for an appointment	0	1	N/A	83.3%	84.4%	87.9%

* This is based on patients treated on this contract for their most recent course of treatment. Figures in italics indicate the base number of FP17s or Patient Questionnaire responses are less than 100. N/A is shown where the base number of responses is less than 10 during the period. % is calculated as Quantity/Base number*100

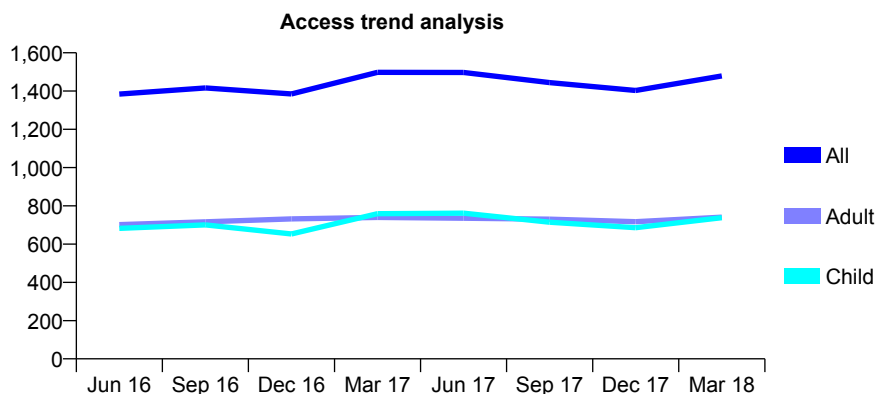
Q62 - Vital Signs At a Glance Contract Report for 108553/0003 - March 2018

Name or company name	MR MJ HUGHES & MISS K HUGHES
Contract type name	GDS Contract
Purpose of contract	General
Contract start date	01/04/2015
Contract end date	

17/18 Contracted general activity (UDA)	4,500
Carry forward general activity (UDA)	0
17/18 Contracted orthodontic activity (UOA)	0
Carry forward orthodontic activity (UOA)	0
Baseline contract value	£111,266.78

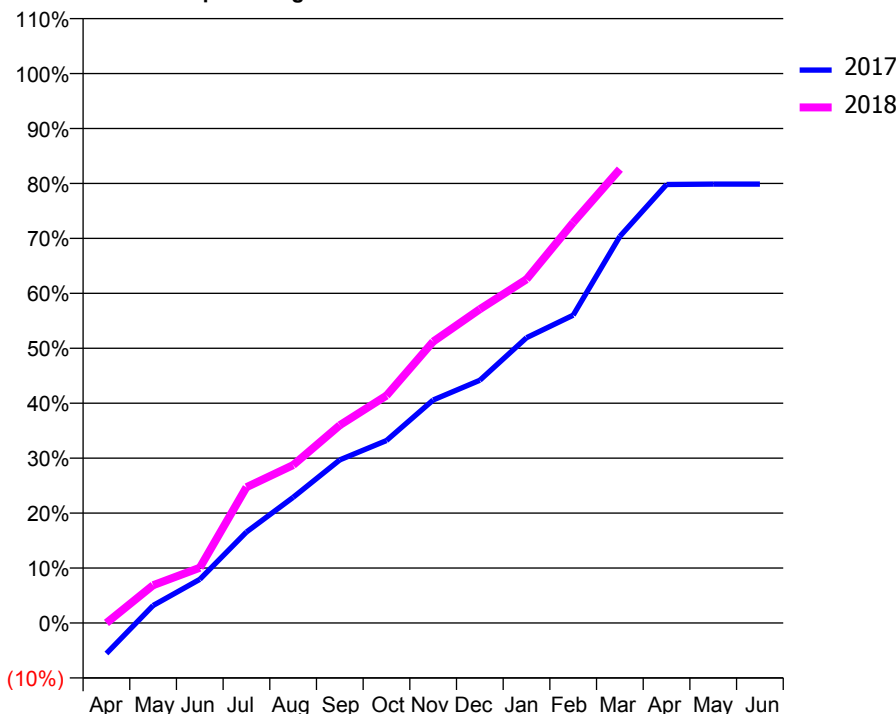
ACCESS*

Patients seen in 24 months	Total	Change since previous quarter
Quarter ending March 2017	1,498	
Quarter ending June 2017	1,497	→
Quarter ending September 2017	1,444	↓
Quarter ending December 2017	1,403	↓
Quarter ending March 2018	1,479	↑
Variance since March 2017	(1.3%)	↓



ACTIVITY

Cumulative percentage of contracted UDA delivered 2017 & 2018



Month	Adjusted Scheduled Activity (UDA)	
	2017	2018
April	-251	0
May	143	310
June	358	453
July	745	1,112
August	1,030	1,293
September	1,337	1,620
October	1,494	1,862
November	1,826	2,305
December	1,988	2,570
January	2,336	2,815
February	2,521	3,280
March	3,167	3,717
April	3,591	
May	3,595	
June	3,595	

QUALITY

	Quantity	Base Number	Contract	AT	Region	England
% of FP17s for the same patient ID Re-attending within 3 months - Children	73	1,092	6.7%	10.0%	11.5%	11.9%
% of FP17s for the same patient ID Re-attending within 3 months - Adults	110	1,013	10.9%	15.8%	16.8%	16.0%
% of FP17s for the same patient ID Re-attending between 3 & 9 months - Children	478	1,092	43.8%	47.3%	47.7%	58.3%
% of FP17s for the same patient ID Re-attending between 3 & 9 months - Adults	515	1,013	50.8%	37.5%	38.2%	50.3%
% of FP17s for Band 1 Urgent Courses	115	1,941	5.9%	10.9%	10.6%	9.1%
% of FP17s Relating to Free Repair or Replacements	15	1,941	0.8%	0.5%	0.6%	0.8%
% of FP17s Relating to Continuations	1	1,941	0.1%	0.6%	0.8%	1.0%
% of Patients satisfied with the dentistry they have received	1	1	N/A	87.9%	89.3%	91.5%
% of Patients satisfied with the time they had to wait for an appointment	1	1	N/A	83.3%	84.4%	87.9%

* This is based on patients treated on this contract for their most recent course of treatment. Figures in italics indicate the base number of FP17s or Patient Questionnaire responses are less than 100. N/A is shown where the base number of responses is less than 10 during the period. % is calculated as Quantity/Base number*100

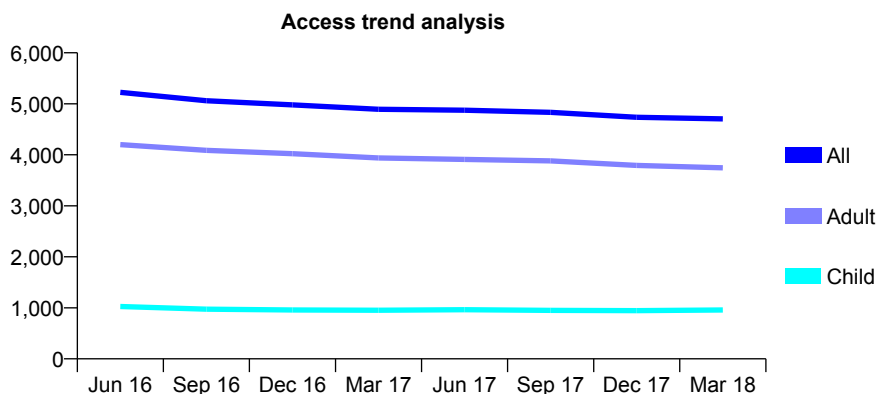
Q62 - Vital Signs At a Glance Contract Report for 109339/0001 - March 2018

Name or company name	M.A.Shepherd, C.Ruparelia & J.Ruparelia
Contract type name	Pilot Contract
Purpose of contract	General
Contract start date	01/02/2010
Contract end date	

17/18 Contracted general activity (UDA)	15,936
Carry forward general activity (UDA)	0
17/18 Contracted orthodontic activity (UOA)	0
Carry forward orthodontic activity (UOA)	0
Baseline contract value	£394,754.05

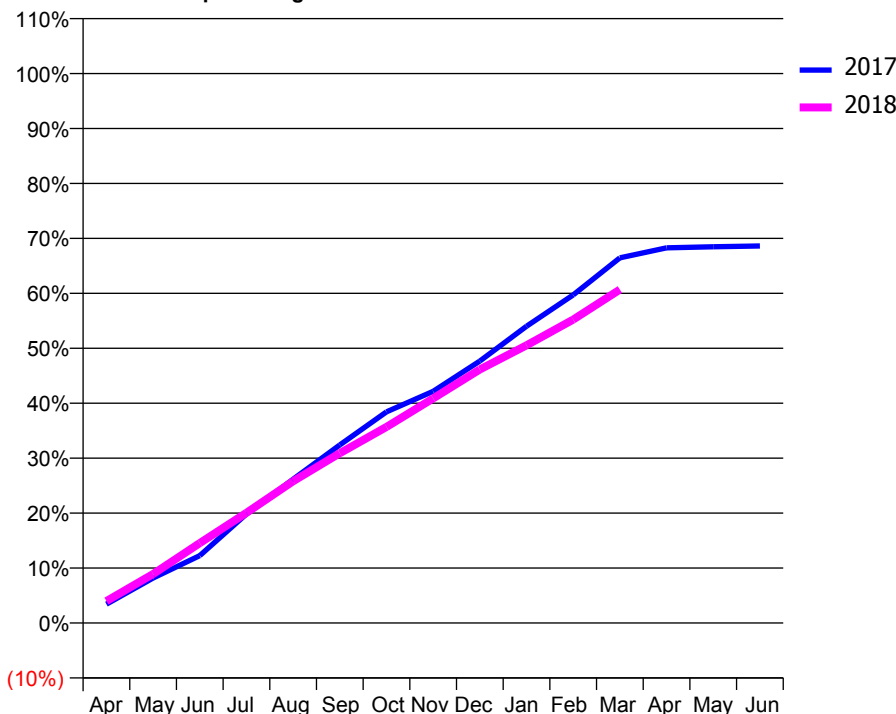
ACCESS*

Patients seen in 24 months	Total	Change since previous quarter
Quarter ending March 2017	4,892	
Quarter ending June 2017	4,874	→
Quarter ending September 2017	4,832	→
Quarter ending December 2017	4,736	↓
Quarter ending March 2018	4,704	→
Variance since March 2017	(3.8%)	↓



ACTIVITY

Cumulative percentage of contracted UDA delivered 2017 & 2018



Adjusted Scheduled Activity (UDA)

Month	2017	2018
April	546	638
May	1,307	1,423
June	1,954	2,320
July	3,163	3,195
August	4,172	4,111
September	5,164	4,923
October	6,124	5,688
November	6,719	6,514
December	7,595	7,354
January	8,608	8,055
February	9,514	8,801
March	10,592	9,671
April	10,881	
May	10,910	
June	10,933	

QUALITY

	Quantity	Base Number	Contract	AT	Region	England
% of FP17s for the same patient ID Re-attending within 3 months - Children	63	1,167	5.4%	10.0%	11.5%	11.9%
% of FP17s for the same patient ID Re-attending within 3 months - Adults	585	4,325	13.5%	15.8%	16.8%	16.0%
% of FP17s for the same patient ID Re-attending between 3 & 9 months - Children	477	1,167	40.9%	47.3%	47.7%	58.3%
% of FP17s for the same patient ID Re-attending between 3 & 9 months - Adults	1,450	4,325	33.5%	37.5%	38.2%	50.3%
% of FP17s for Band 1 Urgent Courses	927	5,265	17.6%	10.9%	10.6%	9.1%
% of FP17s Relating to Free Repair or Replacements	18	5,265	0.3%	0.5%	0.6%	0.8%
% of FP17s Relating to Continuations	13	5,265	0.2%	0.6%	0.8%	1.0%
% of Patients satisfied with the dentistry they have received	5	5	N/A	87.9%	89.3%	91.5%
% of Patients satisfied with the time they had to wait for an appointment	5	5	N/A	83.3%	84.4%	87.9%

* This is based on patients treated on this contract for their most recent course of treatment. Figures in italics indicate the base number of FP17s or Patient Questionnaire responses are less than 100. N/A is shown where the base number of responses is less than 10 during the period. % is calculated as Quantity/Base number*100

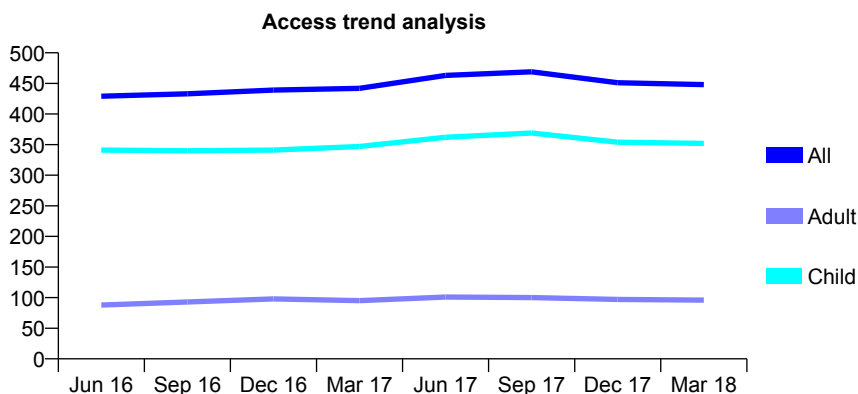
Q62 - Vital Signs At a Glance Contract Report for 110531/0001 - March 2018

Name or company name	STERLING DENTAL SURGERIES LTD
Contract type name	GDS Contract
Purpose of contract	General
Contract start date	01/04/2006
Contract end date	

17/18 Contracted general activity (UDA)	1,165
Carry forward general activity (UDA)	0
17/18 Contracted orthodontic activity (UOA)	0
Carry forward orthodontic activity (UOA)	0
Baseline contract value	£26,739.00

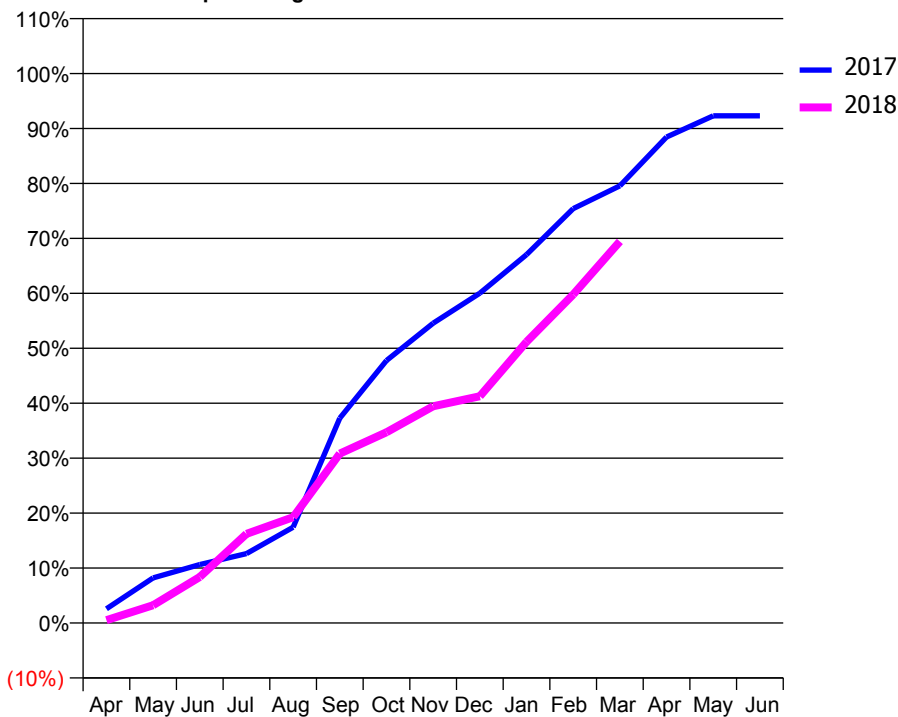
ACCESS*

Patients seen in 24 months	Total	Change since previous quarter
Quarter ending March 2017	442	
Quarter ending June 2017	463	↑
Quarter ending September 2017	469	→
Quarter ending December 2017	451	↓
Quarter ending March 2018	448	→
Variance since March 2017	1.4%	→



ACTIVITY

Cumulative percentage of contracted UDA delivered 2017 & 2018



Month	Adjusted Scheduled Activity (UDA)	
	2017	2018
April	30	6
May	96	38
June	124	98
July	147	189
August	203	224
September	434	359
October	557	404
November	636	460
December	699	481
January	781	596
February	879	696
March	927	809
April	1,030	
May	1,075	
June	1,075	

QUALITY

	Quantity	Base Number	Contract	AT	Region	England
% of FP17s for the same patient ID Re-attending within 3 months - Children	35	510	6.9%	10.0%	11.5%	11.9%
% of FP17s for the same patient ID Re-attending within 3 months - Adults	6	57	10.5%	15.8%	16.8%	16.0%
% of FP17s for the same patient ID Re-attending between 3 & 9 months - Children	270	510	52.9%	47.3%	47.7%	58.3%
% of FP17s for the same patient ID Re-attending between 3 & 9 months - Adults	25	57	43.9%	37.5%	38.2%	50.3%
% of FP17s for Band 1 Urgent Courses	20	503	4.0%	10.9%	10.6%	9.1%
% of FP17s Relating to Free Repair or Replacements	0	503	0.0%	0.5%	0.6%	0.8%
% of FP17s Relating to Continuations	0	503	0.0%	0.6%	0.8%	1.0%
% of Patients satisfied with the dentistry they have received	0	0	N/A	87.9%	89.3%	91.5%
% of Patients satisfied with the time they had to wait for an appointment	0	0	N/A	83.3%	84.4%	87.9%

* This is based on patients treated on this contract for their most recent course of treatment. Figures in italics indicate the base number of FP17s or Patient Questionnaire responses are less than 100. N/A is shown where the base number of responses is less than 10 during the period. % is calculated as Quantity/Base number*100

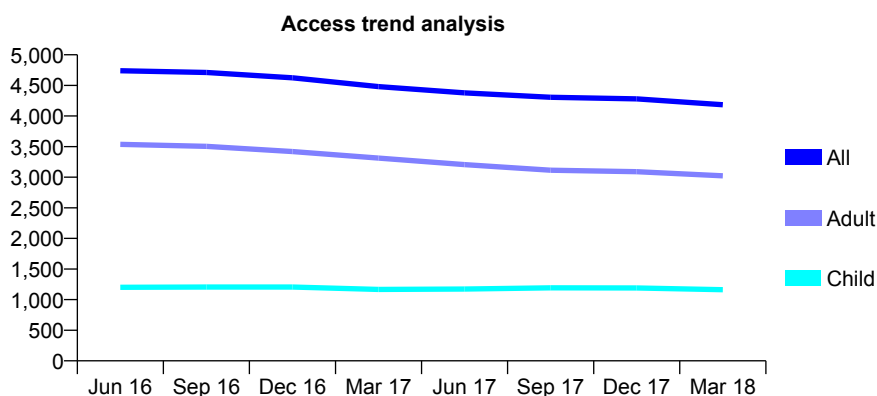
Q62 - Vital Signs At a Glance Contract Report for 110922/0001 - March 2018

Name or company name	Mr M. H. Bhatt & Mr D. G. Jani
Contract type name	GDS Contract
Purpose of contract	General
Contract start date	01/07/2014
Contract end date	

17/18 Contracted general activity (UDA)	13,288
Carry forward general activity (UDA)	-140
17/18 Contracted orthodontic activity (UOA)	0
Carry forward orthodontic activity (UOA)	0
Baseline contract value	£369,764.81

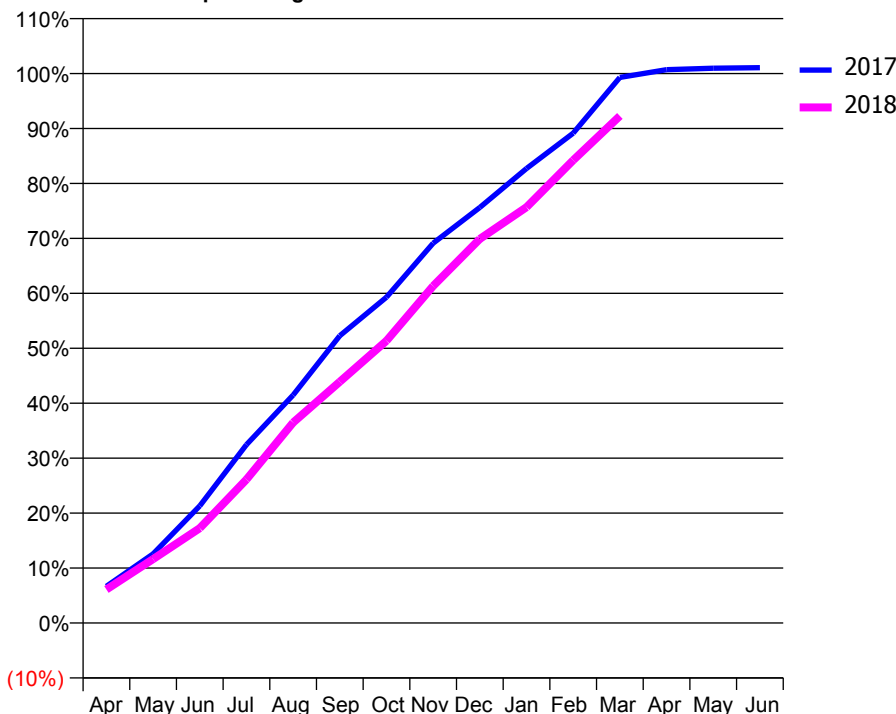
ACCESS*

Patients seen in 24 months	Total	Change since previous quarter
Quarter ending March 2017	4,480	
Quarter ending June 2017	4,379	↓
Quarter ending September 2017	4,306	↓
Quarter ending December 2017	4,281	→
Quarter ending March 2018	4,185	↓
Variance since March 2017	(6.6%)	↓



ACTIVITY

Cumulative percentage of contracted UDA delivered 2017 & 2018



Month	Adjusted Scheduled Activity (UDA)	
	2017	2018
April	887	812
May	1,672	1,545
June	2,832	2,295
July	4,312	3,472
August	5,513	4,848
September	6,948	5,834
October	7,879	6,826
November	9,185	8,149
December	10,050	9,287
January	10,991	10,055
February	11,844	11,190
March	13,194	12,262
April	13,381	
May	13,417	
June	13,428	

QUALITY

	Quantity	Base Number	Contract	AT	Region	England
% of FP17s for the same patient ID Re-attending within 3 months - Children	133	1,232	10.8%	10.0%	11.5%	11.9%
% of FP17s for the same patient ID Re-attending within 3 months - Adults	540	3,075	17.6%	15.8%	16.8%	16.0%
% of FP17s for the same patient ID Re-attending between 3 & 9 months - Children	399	1,232	32.4%	47.3%	47.7%	58.3%
% of FP17s for the same patient ID Re-attending between 3 & 9 months - Adults	871	3,075	28.3%	37.5%	38.2%	50.3%
% of FP17s for Band 1 Urgent Courses	535	4,190	12.8%	10.9%	10.6%	9.1%
% of FP17s Relating to Free Repair or Replacements	16	4,190	0.4%	0.5%	0.6%	0.8%
% of FP17s Relating to Continuations	55	4,190	1.3%	0.6%	0.8%	1.0%
% of Patients satisfied with the dentistry they have received	4	4	N/A	87.9%	89.3%	91.5%
% of Patients satisfied with the time they had to wait for an appointment	1	4	N/A	83.3%	84.4%	87.9%

* This is based on patients treated on this contract for their most recent course of treatment. Figures in italics indicate the base number of FP17s or Patient Questionnaire responses are less than 100. N/A is shown where the base number of responses is less than 10 during the period. % is calculated as Quantity/Base number*100

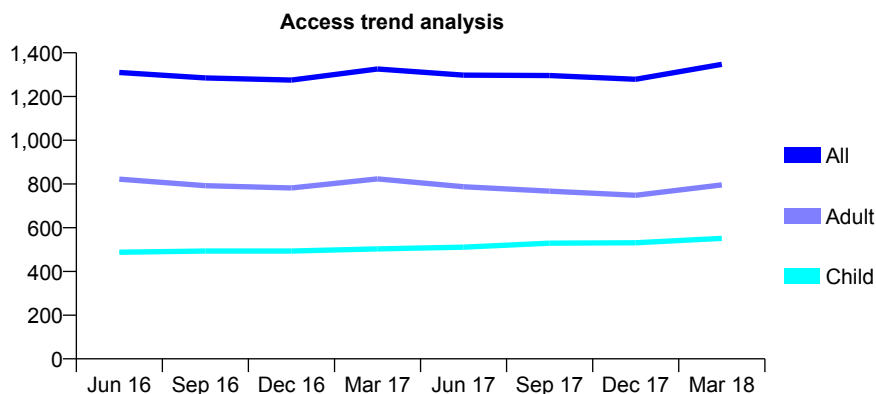
Q62 - Vital Signs At a Glance Contract Report for 112143/0001 - March 2018

Name or company name	Mr. G. Sumar & Mr. I. Gulamhusein
Contract type name	GDS Contract
Purpose of contract	General
Contract start date	01/07/2013
Contract end date	

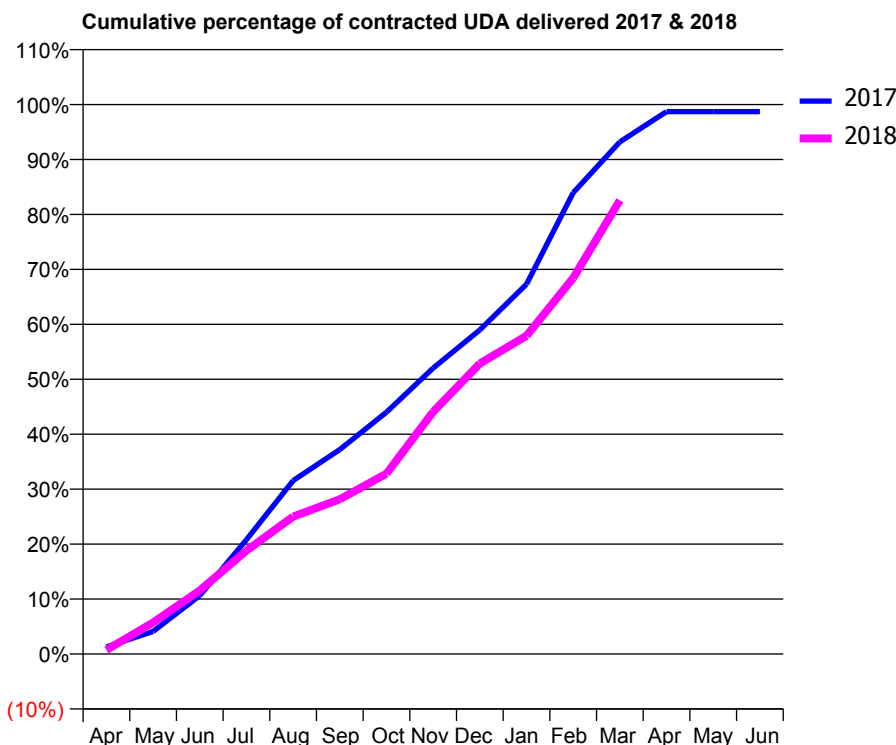
17/18 Contracted general activity (UDA)	4,565
Carry forward general activity (UDA)	59
17/18 Contracted orthodontic activity (UOA)	0
Carry forward orthodontic activity (UOA)	0
Baseline contract value	£128,300.52

ACCESS*

Patients seen in 24 months	Total	Change since previous quarter
Quarter ending March 2017	1,326	
Quarter ending June 2017	1,298	↓
Quarter ending September 2017	1,296	→
Quarter ending December 2017	1,279	↓
Quarter ending March 2018	1,347	↑
Variance since March 2017	1.6%	→



ACTIVITY



Month	Adjusted Scheduled Activity (UDA)	
	2017	2018
April	60	34
May	187	262
June	486	527
July	950	859
August	1,441	1,141
September	1,698	1,286
October	2,009	1,498
November	2,376	2,012
December	2,692	2,413
January	3,073	2,644
February	3,833	3,124
March	4,255	3,769
April	4,506	
May	4,506	
June	4,506	

QUALITY

	Quantity	Base Number	Contract	AT	Region	England
% of FP17s for the same patient ID Re-attending within 3 months - Children	64	867	7.4%	10.0%	11.5%	11.9%
% of FP17s for the same patient ID Re-attending within 3 months - Adults	110	890	12.4%	15.8%	16.8%	16.0%
% of FP17s for the same patient ID Re-attending between 3 & 9 months - Children	524	867	60.4%	47.3%	47.7%	58.3%
% of FP17s for the same patient ID Re-attending between 3 & 9 months - Adults	454	890	51.0%	37.5%	38.2%	50.3%
% of FP17s for Band 1 Urgent Courses	125	1,666	7.5%	10.9%	10.6%	9.1%
% of FP17s Relating to Free Repair or Replacements	9	1,666	0.5%	0.5%	0.6%	0.8%
% of FP17s Relating to Continuations	1	1,666	0.1%	0.6%	0.8%	1.0%
% of Patients satisfied with the dentistry they have received	8	9	N/A	87.9%	89.3%	91.5%
% of Patients satisfied with the time they had to wait for an appointment	7	9	N/A	83.3%	84.4%	87.9%

* This is based on patients treated on this contract for their most recent course of treatment. Figures in italics indicate the base number of FP17s or Patient Questionnaire responses are less than 100. N/A is shown where the base number of responses is less than 10 during the period. % is calculated as Quantity/Base number*100

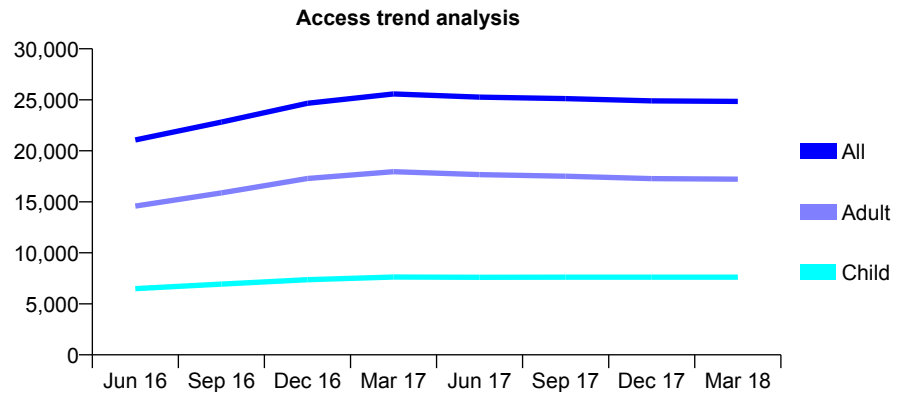
Q62 - Vital Signs At a Glance Contract Report for 112208/0001 - March 2018

Name or company name	Whitehouse Dental Practice Ltd
Contract type name	GDS Contract
Purpose of contract	General
Contract start date	01/02/2015
Contract end date	

17/18 Contracted general activity (UDA)	64,941
Carry forward general activity (UDA)	-1,274
17/18 Contracted orthodontic activity (UOA)	0
Carry forward orthodontic activity (UOA)	0
Baseline contract value	£1,834,385.94

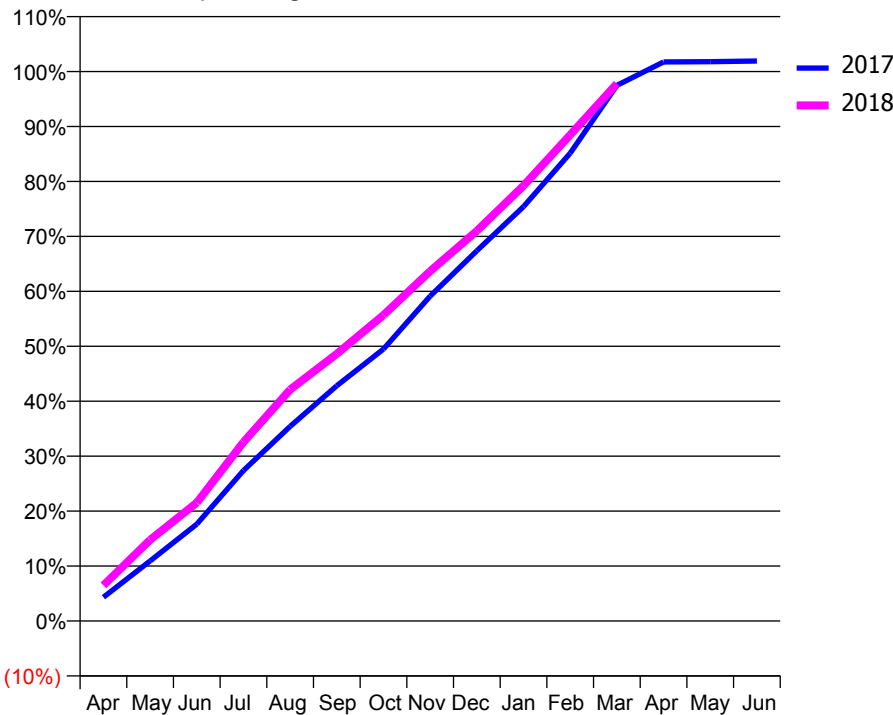
ACCESS*

Patients seen in 24 months	Total	Change since previous quarter
Quarter ending March 2017	25,570	
Quarter ending June 2017	25,260	↓
Quarter ending September 2017	25,121	→
Quarter ending December 2017	24,896	→
Quarter ending March 2018	24,844	→
Variance since March 2017	(2.8%)	↓



ACTIVITY

Cumulative percentage of contracted UDA delivered 2017 & 2018



Month	Adjusted Scheduled Activity (UDA)	
	2017	2018
April	2,811	4,208
May	7,094	9,587
June	11,454	13,983
July	17,780	21,140
August	23,005	27,355
September	27,810	31,576
October	32,140	36,156
November	38,397	41,343
December	43,761	46,107
January	48,974	51,451
February	55,288	57,445
March	63,289	63,498
April	66,069	
May	66,100	
June	66,177	

QUALITY

	Quantity	Base Number	Contract	AT	Region	England
% of FP17s for the same patient ID Re-attending within 3 months - Children	680	8,884	7.7%	10.0%	11.5%	11.9%
% of FP17s for the same patient ID Re-attending within 3 months - Adults	2,419	18,417	13.1%	15.8%	16.8%	16.0%
% of FP17s for the same patient ID Re-attending between 3 & 9 months - Children	3,607	8,884	40.6%	47.3%	47.7%	58.3%
% of FP17s for the same patient ID Re-attending between 3 & 9 months - Adults	5,101	18,417	27.7%	37.5%	38.2%	50.3%
% of FP17s for Band 1 Urgent Courses	4,777	26,093	18.3%	10.9%	10.6%	9.1%
% of FP17s Relating to Free Repair or Replacements	77	26,093	0.3%	0.5%	0.6%	0.8%
% of FP17s Relating to Continuations	143	26,093	0.5%	0.6%	0.8%	1.0%
% of Patients satisfied with the dentistry they have received	10	11	90.9%	87.9%	89.3%	91.5%
% of Patients satisfied with the time they had to wait for an appointment	9	11	81.8%	83.3%	84.4%	87.9%

* This is based on patients treated on this contract for their most recent course of treatment. Figures in italics indicate the base number of FP17s or Patient Questionnaire responses are less than 100. N/A is shown where the base number of responses is less than 10 during the period. % is calculated as Quantity/Base number*100

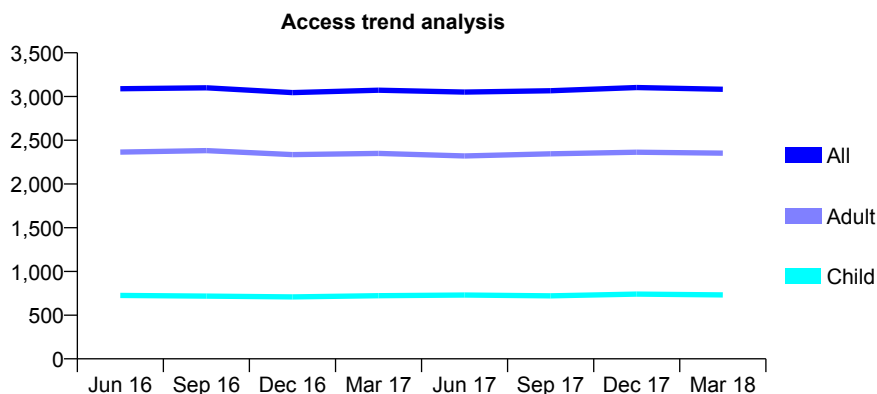
Q62 - Vital Signs At a Glance Contract Report for 113719/0001 - March 2018

Name or company name	Dr P Patel & Dr A Thethy
Contract type name	GDS Contract
Purpose of contract	General
Contract start date	01/04/2014
Contract end date	

17/18 Contracted general activity (UDA)	10,050
Carry forward general activity (UDA)	-102
17/18 Contracted orthodontic activity (UOA)	0
Carry forward orthodontic activity (UOA)	0
Baseline contract value	£308,086.50

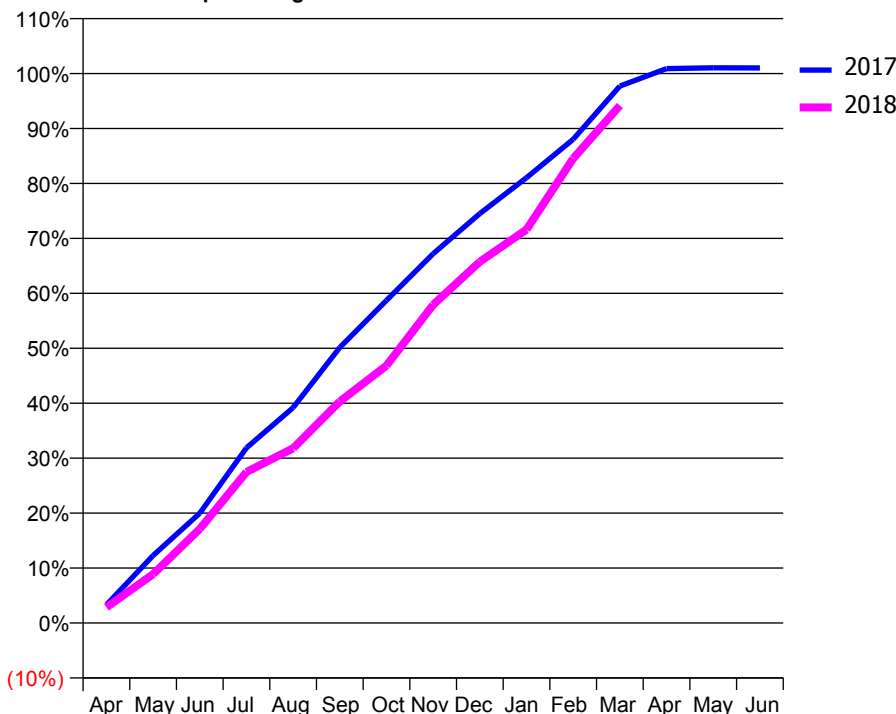
ACCESS*

Patients seen in 24 months	Total	Change since previous quarter
Quarter ending March 2017	3,072	
Quarter ending June 2017	3,051	→
Quarter ending September 2017	3,066	→
Quarter ending December 2017	3,103	→
Quarter ending March 2018	3,083	→
Variance since March 2017	0.4%	→



ACTIVITY

Cumulative percentage of contracted UDA delivered 2017 & 2018



Month	Adjusted Scheduled Activity (UDA)	
	2017	2018
April	333	287
May	1,235	894
June	2,007	1,721
July	3,202	2,763
August	3,940	3,197
September	5,040	4,052
October	5,902	4,708
November	6,754	5,821
December	7,488	6,608
January	8,144	7,195
February	8,847	8,497
March	9,820	9,464
April	10,139	
May	10,153	
June	10,152	

QUALITY

	Quantity	Base Number	Contract	AT	Region	England
% of FP17s for the same patient ID Re-attending within 3 months - Children	33	833	4.0%	10.0%	11.5%	11.9%
% of FP17s for the same patient ID Re-attending within 3 months - Adults	227	2,169	10.5%	15.8%	16.8%	16.0%
% of FP17s for the same patient ID Re-attending between 3 & 9 months - Children	358	833	43.0%	47.3%	47.7%	58.3%
% of FP17s for the same patient ID Re-attending between 3 & 9 months - Adults	760	2,169	35.0%	37.5%	38.2%	50.3%
% of FP17s for Band 1 Urgent Courses	202	2,905	7.0%	10.9%	10.6%	9.1%
% of FP17s Relating to Free Repair or Replacements	4	2,905	0.1%	0.5%	0.6%	0.8%
% of FP17s Relating to Continuations	7	2,905	0.2%	0.6%	0.8%	1.0%
% of Patients satisfied with the dentistry they have received	1	1	N/A	87.9%	89.3%	91.5%
% of Patients satisfied with the time they had to wait for an appointment	1	1	N/A	83.3%	84.4%	87.9%

* This is based on patients treated on this contract for their most recent course of treatment. Figures in italics indicate the base number of FP17s or Patient Questionnaire responses are less than 100. N/A is shown where the base number of responses is less than 10 during the period. % is calculated as Quantity/Base number*100

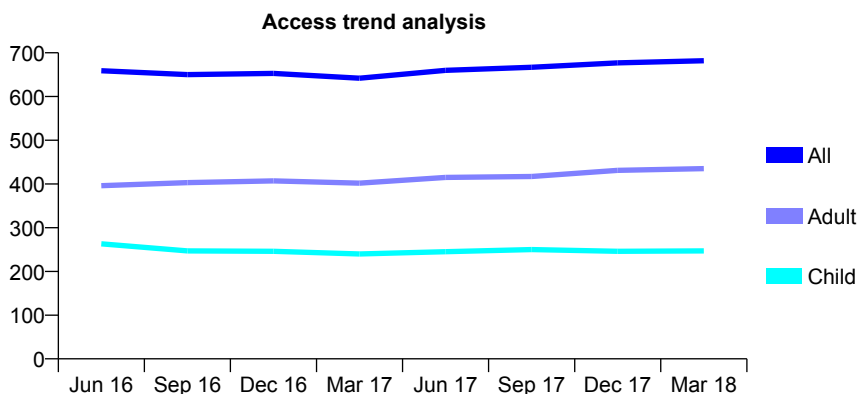
Q62 - Vital Signs At a Glance Contract Report for 114561/0001 - March 2018

Name or company name	Kenton Clinic
Contract type name	GDS Contract
Purpose of contract	General
Contract start date	01/09/2010
Contract end date	

17/18 Contracted general activity (UDA)	1,658
Carry forward general activity (UDA)	-13
17/18 Contracted orthodontic activity (UOA)	0
Carry forward orthodontic activity (UOA)	0
Baseline contract value	£36,046.11

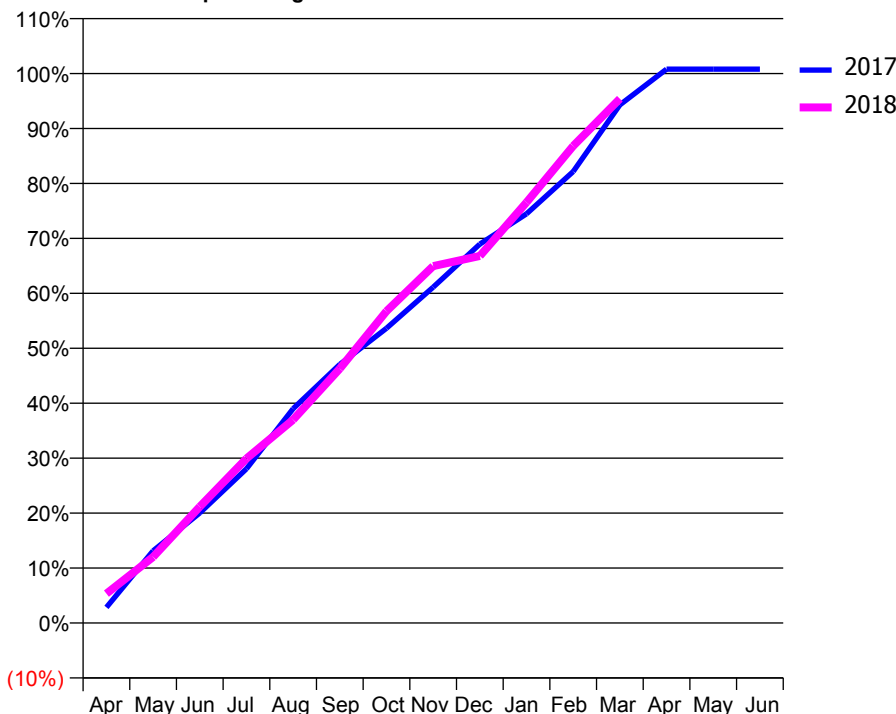
ACCESS*

Patients seen in 24 months	Total	Change since previous quarter
Quarter ending March 2017	642	
Quarter ending June 2017	660	↑
Quarter ending September 2017	667	→
Quarter ending December 2017	677	→
Quarter ending March 2018	682	→
Variance since March 2017	6.2%	↑



ACTIVITY

Cumulative percentage of contracted UDA delivered 2017 & 2018



Month	Adjusted Scheduled Activity (UDA)	
	2017	2018
April	47	89
May	218	199
June	332	351
July	465	496
August	647	613
September	780	767
October	889	941
November	1,013	1,077
December	1,143	1,108
January	1,235	1,269
February	1,362	1,439
March	1,563	1,582
April	1,671	
May	1,671	
June	1,671	

QUALITY

	Quantity	Base Number	Contract	AT	Region	England
% of FP17s for the same patient ID Re-attending within 3 months - Children	17	386	4.4%	10.0%	11.5%	11.9%
% of FP17s for the same patient ID Re-attending within 3 months - Adults	70	486	14.4%	15.8%	16.8%	16.0%
% of FP17s for the same patient ID Re-attending between 3 & 9 months - Children	235	386	60.9%	47.3%	47.7%	58.3%
% of FP17s for the same patient ID Re-attending between 3 & 9 months - Adults	172	486	35.4%	37.5%	38.2%	50.3%
% of FP17s for Band 1 Urgent Courses	75	820	9.1%	10.9%	10.6%	9.1%
% of FP17s Relating to Free Repair or Replacements	2	820	0.2%	0.5%	0.6%	0.8%
% of FP17s Relating to Continuations	6	820	0.7%	0.6%	0.8%	1.0%
% of Patients satisfied with the dentistry they have received	0	0	N/A	87.9%	89.3%	91.5%
% of Patients satisfied with the time they had to wait for an appointment	0	0	N/A	83.3%	84.4%	87.9%

* This is based on patients treated on this contract for their most recent course of treatment. Figures in italics indicate the base number of FP17s or Patient Questionnaire responses are less than 100. N/A is shown where the base number of responses is less than 10 during the period. % is calculated as Quantity/Base number*100

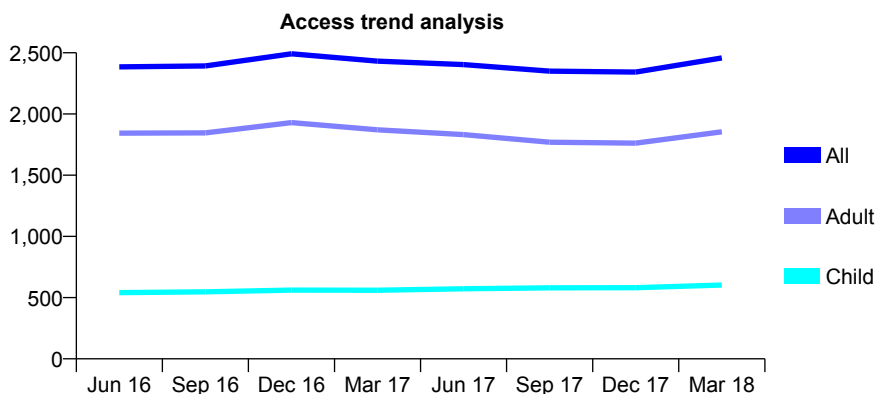
Q62 - Vital Signs At a Glance Contract Report for 115223/0001 - March 2018

Name or company name	Northfields Dental Practice
Contract type name	GDS Contract
Purpose of contract	General
Contract start date	01/07/2014
Contract end date	

17/18 Contracted general activity (UDA)	5,933
Carry forward general activity (UDA)	-119
17/18 Contracted orthodontic activity (UOA)	0
Carry forward orthodontic activity (UOA)	0
Baseline contract value	£146,791.77

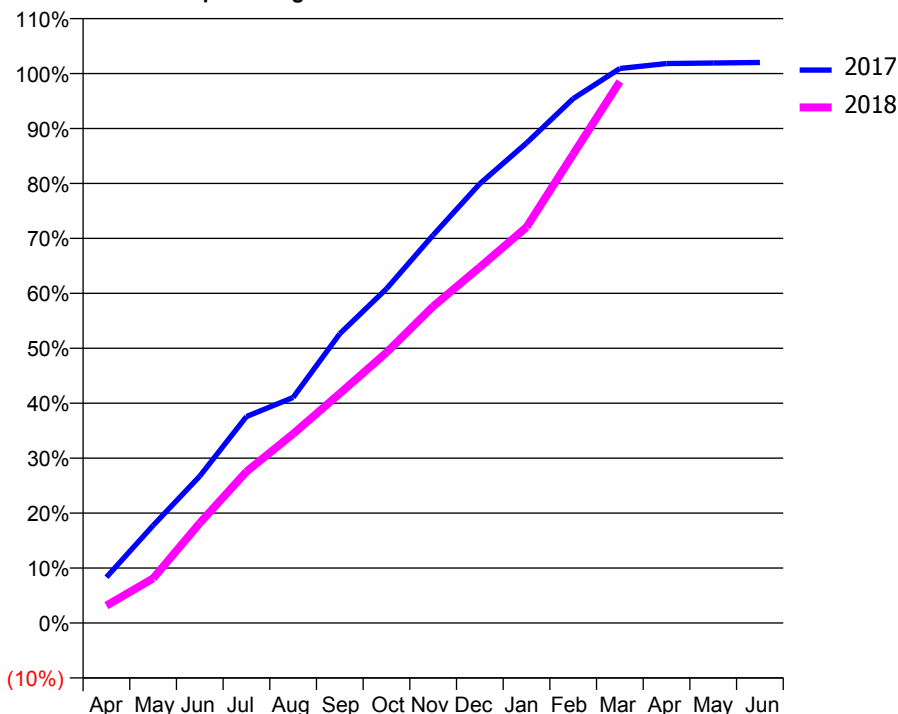
ACCESS*

Patients seen in 24 months	Total	Change since previous quarter
Quarter ending March 2017	2,432	
Quarter ending June 2017	2,404	↓
Quarter ending September 2017	2,350	↓
Quarter ending December 2017	2,343	→
Quarter ending March 2018	2,458	↑
Variance since March 2017	1.1%	→



ACTIVITY

Cumulative percentage of contracted UDA delivered 2017 & 2018



Month	Adjusted Scheduled Activity (UDA)	
	2017	2018
April	495	187
May	1,053	482
June	1,586	1,080
July	2,229	1,635
August	2,436	2,043
September	3,124	2,479
October	3,609	2,921
November	4,189	3,418
December	4,743	3,843
January	5,183	4,275
February	5,662	5,062
March	5,987	5,846
April	6,040	
May	6,047	
June	6,052	

QUALITY

	Quantity	Base Number	Contract	AT	Region	England
% of FP17s for the same patient ID Re-attending within 3 months - Children	48	648	7.4%	10.0%	11.5%	11.9%
% of FP17s for the same patient ID Re-attending within 3 months - Adults	306	2,076	14.7%	15.8%	16.8%	16.0%
% of FP17s for the same patient ID Re-attending between 3 & 9 months - Children	249	648	38.4%	47.3%	47.7%	58.3%
% of FP17s for the same patient ID Re-attending between 3 & 9 months - Adults	729	2,076	35.1%	37.5%	38.2%	50.3%
% of FP17s for Band 1 Urgent Courses	373	2,689	13.9%	10.9%	10.6%	9.1%
% of FP17s Relating to Free Repair or Replacements	17	2,689	0.6%	0.5%	0.6%	0.8%
% of FP17s Relating to Continuations	8	2,689	0.3%	0.6%	0.8%	1.0%
% of Patients satisfied with the dentistry they have received	1	1	N/A	87.9%	89.3%	91.5%
% of Patients satisfied with the time they had to wait for an appointment	0	1	N/A	83.3%	84.4%	87.9%

* This is based on patients treated on this contract for their most recent course of treatment. Figures in italics indicate the base number of FP17s or Patient Questionnaire responses are less than 100. N/A is shown where the base number of responses is less than 10 during the period. % is calculated as Quantity/Base number*100

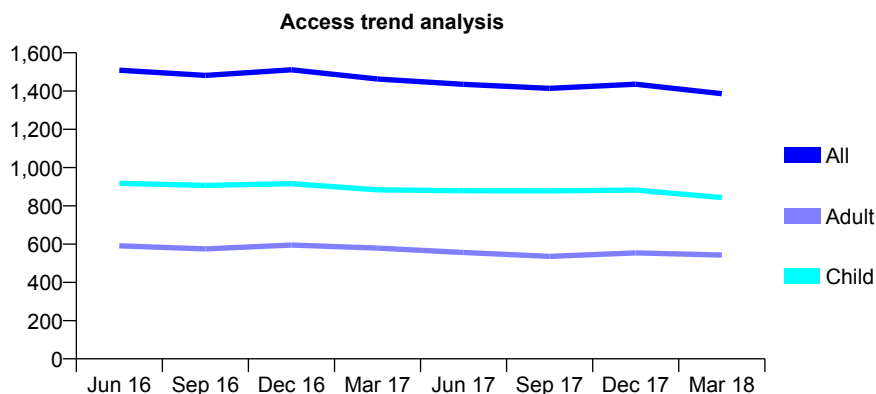
Q62 - Vital Signs At a Glance Contract Report for 115401/0001 - March 2018

Name or company name	M Ali, M Mawjee & A Paul
Contract type name	GDS Contract
Purpose of contract	General
Contract start date	01/06/2012
Contract end date	

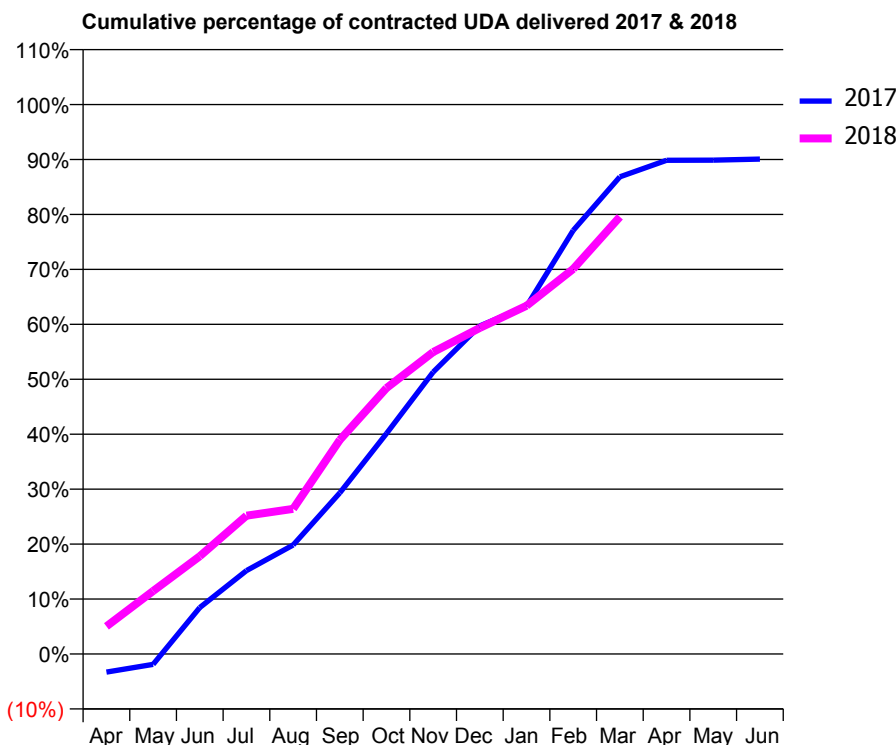
17/18 Contracted general activity (UDA)	3,005
Carry forward general activity (UDA)	0
17/18 Contracted orthodontic activity (UOA)	0
Carry forward orthodontic activity (UOA)	0
Baseline contract value	£67,523.44

ACCESS*

Patients seen in 24 months	Total	Change since previous quarter
Quarter ending March 2017	1,463	
Quarter ending June 2017	1,435	↓
Quarter ending September 2017	1,414	↓
Quarter ending December 2017	1,436	→
Quarter ending March 2018	1,386	↓
Variance since March 2017	(5.3%)	↓



ACTIVITY



Month	Adjusted Scheduled Activity (UDA)	
	2017	2018
April	-100	152
May	-58	344
June	254	535
July	456	757
August	596	794
September	882	1,171
October	1,206	1,455
November	1,542	1,651
December	1,795	1,783
January	1,901	1,905
February	2,316	2,106
March	2,609	2,390
April	2,700	
May	2,701	
June	2,707	

QUALITY

	Quantity	Base Number	Contract	AT	Region	England
% of FP17s for the same patient ID Re-attending within 3 months - Children	68	996	6.8%	10.0%	11.5%	11.9%
% of FP17s for the same patient ID Re-attending within 3 months - Adults	36	429	8.4%	15.8%	16.8%	16.0%
% of FP17s for the same patient ID Re-attending between 3 & 9 months - Children	487	996	48.9%	47.3%	47.7%	58.3%
% of FP17s for the same patient ID Re-attending between 3 & 9 months - Adults	105	429	24.5%	37.5%	38.2%	50.3%
% of FP17s for Band 1 Urgent Courses	72	1,366	5.3%	10.9%	10.6%	9.1%
% of FP17s Relating to Free Repair or Replacements	0	1,366	0.0%	0.5%	0.6%	0.8%
% of FP17s Relating to Continuations	3	1,366	0.2%	0.6%	0.8%	1.0%
% of Patients satisfied with the dentistry they have received	0	0	N/A	87.9%	89.3%	91.5%
% of Patients satisfied with the time they had to wait for an appointment	0	0	N/A	83.3%	84.4%	87.9%

* This is based on patients treated on this contract for their most recent course of treatment. Figures in italics indicate the base number of FP17s or Patient Questionnaire responses are less than 100. N/A is shown where the base number of responses is less than 10 during the period. % is calculated as Quantity/Base number*100

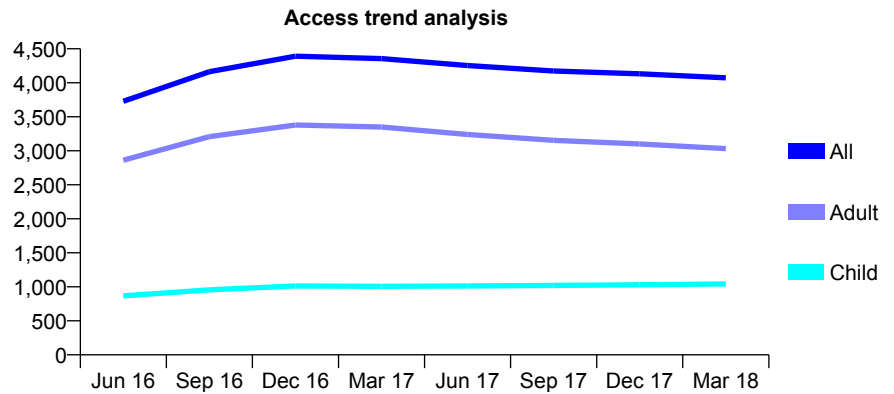
Q62 - Vital Signs At a Glance Contract Report for 116572/0001 - March 2018

Name or company name	Pearl Dental Care Centre
Contract type name	GDS Contract
Purpose of contract	General
Contract start date	01/01/2015
Contract end date	

17/18 Contracted general activity (UDA)	13,336
Carry forward general activity (UDA)	-11
17/18 Contracted orthodontic activity (UOA)	0
Carry forward orthodontic activity (UOA)	0
Baseline contract value	£311,366.77

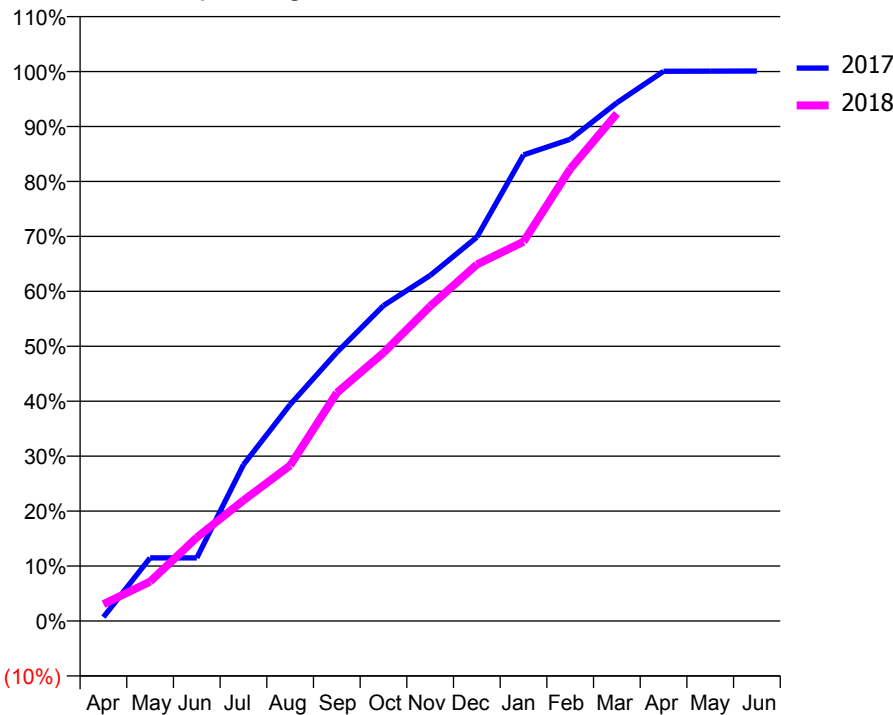
ACCESS*

Patients seen in 24 months	Total	Change since previous quarter
Quarter ending March 2017	4,356	
Quarter ending June 2017	4,254	↓
Quarter ending September 2017	4,173	↓
Quarter ending December 2017	4,132	→
Quarter ending March 2018	4,074	↓
Variance since March 2017	(6.5%)	↓



ACTIVITY

Cumulative percentage of contracted UDA delivered 2017 & 2018



Month	Adjusted Scheduled Activity (UDA)	
	2017	2018
April	94	410
May	1,532	958
June	1,532	2,027
July	3,794	2,927
August	5,253	3,775
September	6,520	5,538
October	7,657	6,510
November	8,385	7,639
December	9,317	8,651
January	11,313	9,205
February	11,690	10,973
March	12,579	12,315
April	13,340	
May	13,346	
June	13,347	

QUALITY

	Quantity	Base Number	Contract	AT	Region	England
% of FP17s for the same patient ID Re-attending within 3 months - Children	121	1,593	7.6%	10.0%	11.5%	11.9%
% of FP17s for the same patient ID Re-attending within 3 months - Adults	547	3,795	14.4%	15.8%	16.8%	16.0%
% of FP17s for the same patient ID Re-attending between 3 & 9 months - Children	948	1,593	59.5%	47.3%	47.7%	58.3%
% of FP17s for the same patient ID Re-attending between 3 & 9 months - Adults	1,881	3,795	49.6%	37.5%	38.2%	50.3%
% of FP17s for Band 1 Urgent Courses	474	5,010	9.5%	10.9%	10.6%	9.1%
% of FP17s Relating to Free Repair or Replacements	50	5,010	1.0%	0.5%	0.6%	0.8%
% of FP17s Relating to Continuations	102	5,010	2.0%	0.6%	0.8%	1.0%
% of Patients satisfied with the dentistry they have received	2	2	N/A	87.9%	89.3%	91.5%
% of Patients satisfied with the time they had to wait for an appointment	2	2	N/A	83.3%	84.4%	87.9%

* This is based on patients treated on this contract for their most recent course of treatment. Figures in italics indicate the base number of FP17s or Patient Questionnaire responses are less than 100. N/A is shown where the base number of responses is less than 10 during the period. % is calculated as Quantity/Base number*100

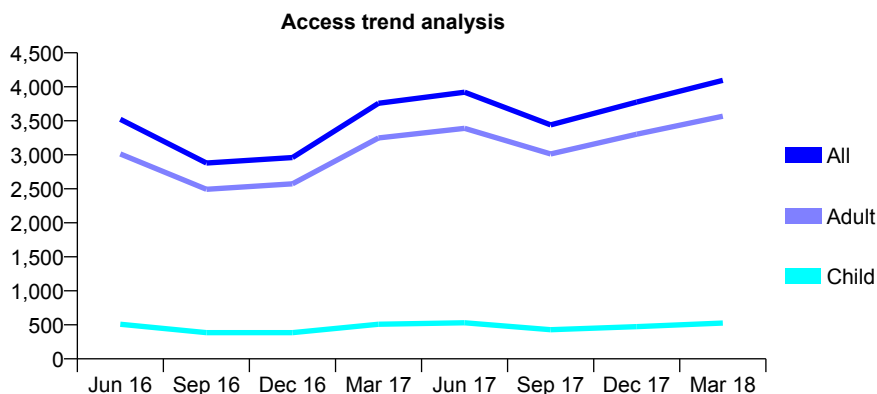
Q62 - Vital Signs At a Glance Contract Report for 116874/0001 - March 2018

Name or company name	S & Y Golar
Contract type name	GDS Contract
Purpose of contract	General
Contract start date	01/04/2010
Contract end date	

17/18 Contracted general activity (UDA)	15,530
Carry forward general activity (UDA)	615
17/18 Contracted orthodontic activity (UOA)	0
Carry forward orthodontic activity (UOA)	0
Baseline contract value	£517,906.34

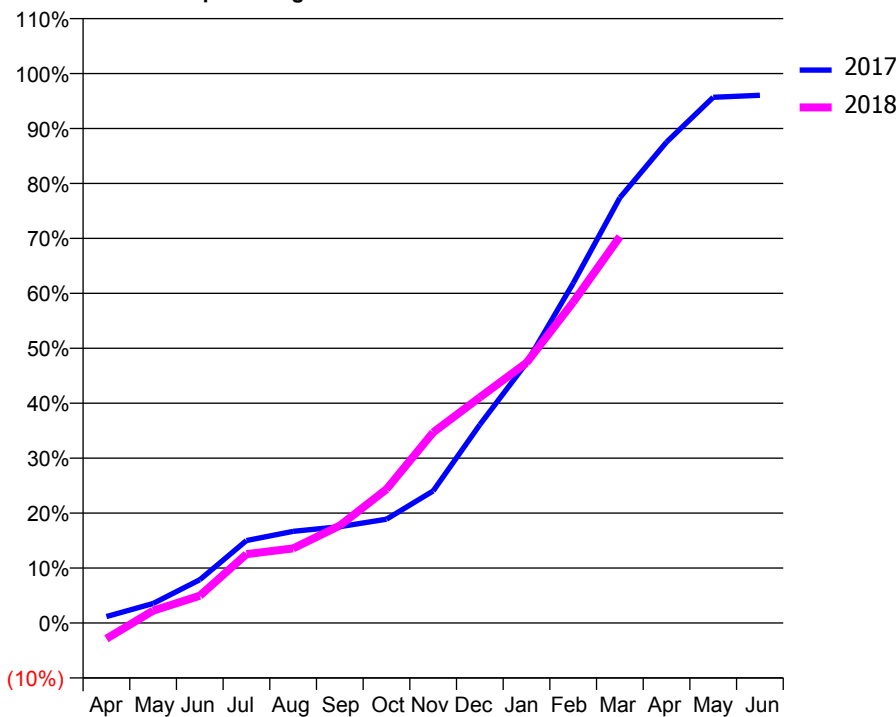
ACCESS*

Patients seen in 24 months	Total	Change since previous quarter
Quarter ending March 2017	3,757	
Quarter ending June 2017	3,921	↑
Quarter ending September 2017	3,441	↓
Quarter ending December 2017	3,775	↑
Quarter ending March 2018	4,095	↑
Variance since March 2017	9.0%	↑



ACTIVITY

Cumulative percentage of contracted UDA delivered 2017 & 2018



Month	Adjusted Scheduled Activity (UDA)	
	2017	2018
April	183	-446
May	554	347
June	1,225	771
July	2,329	1,947
August	2,590	2,110
September	2,724	2,752
October	2,932	3,782
November	3,733	5,387
December	5,605	6,377
January	7,352	7,353
February	9,604	9,069
March	12,020	10,918
April	13,591	
May	14,859	
June	14,915	

QUALITY

	Quantity	Base Number	Contract	AT	Region	England
% of FP17s for the same patient ID Re-attending within 3 months - Children	67	654	10.2%	10.0%	11.5%	11.9%
% of FP17s for the same patient ID Re-attending within 3 months - Adults	633	4,059	15.6%	15.8%	16.8%	16.0%
% of FP17s for the same patient ID Re-attending between 3 & 9 months - Children	168	654	25.7%	47.3%	47.7%	58.3%
% of FP17s for the same patient ID Re-attending between 3 & 9 months - Adults	769	4,059	18.9%	37.5%	38.2%	50.3%
% of FP17s for Band 1 Urgent Courses	683	3,691	18.5%	10.9%	10.6%	9.1%
% of FP17s Relating to Free Repair or Replacements	47	3,691	1.3%	0.5%	0.6%	0.8%
% of FP17s Relating to Continuations	36	3,691	1.0%	0.6%	0.8%	1.0%
% of Patients satisfied with the dentistry they have received	5	6	N/A	87.9%	89.3%	91.5%
% of Patients satisfied with the time they had to wait for an appointment	5	6	N/A	83.3%	84.4%	87.9%

* This is based on patients treated on this contract for their most recent course of treatment. Figures in italics indicate the base number of FP17s or Patient Questionnaire responses are less than 100. N/A is shown where the base number of responses is less than 10 during the period. % is calculated as Quantity/Base number*100

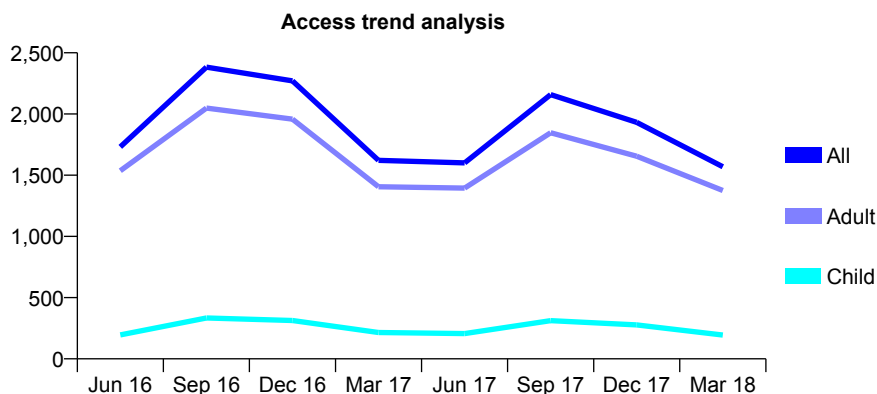
Q62 - Vital Signs At a Glance Contract Report for 116874/0002 - March 2018

Name or company name	S & Y Golar
Contract type name	PDS Plus Contract
Purpose of contract	General
Contract start date	01/04/2010
Contract end date	31/03/2018

17/18 Contracted general activity (UDA)	12,000
Carry forward general activity (UDA)	3,053
17/18 Contracted orthodontic activity (UOA)	0
Carry forward orthodontic activity (UOA)	0
Baseline contract value	£319,827.20

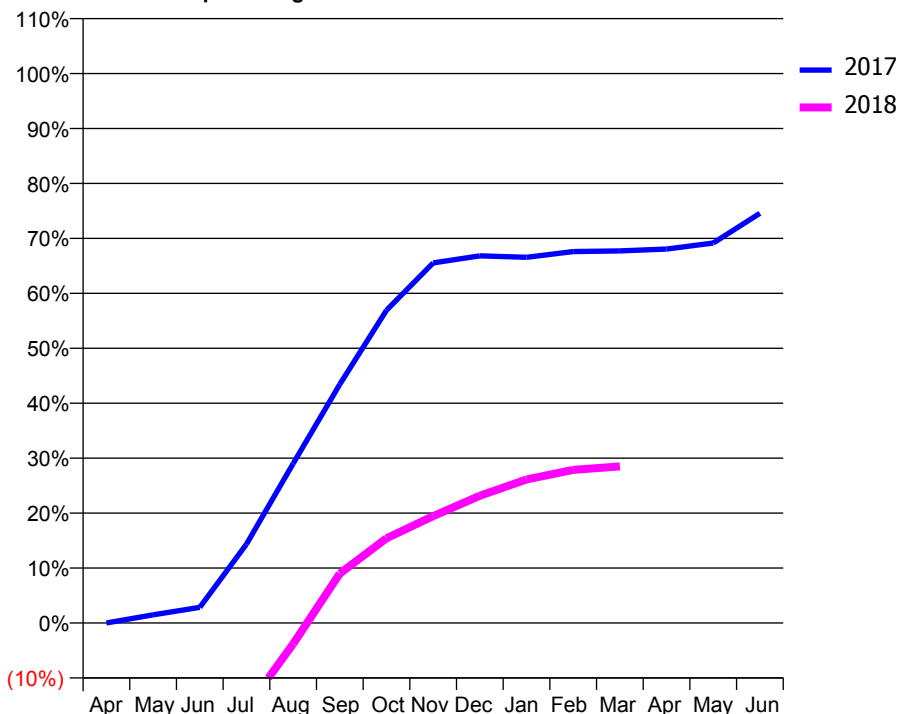
ACCESS*

Patients seen in 24 months	Total	Change since previous quarter
Quarter ending March 2017	1,621	
Quarter ending June 2017	1,601	↓
Quarter ending September 2017	2,159	↑
Quarter ending December 2017	1,932	↓
Quarter ending March 2018	1,569	↓
Variance since March 2017	(3.2%)	↓



ACTIVITY

Cumulative percentage of contracted UDA delivered 2017 & 2018



Month	Adjusted Scheduled Activity (UDA)	
	2017	2018
April	0	-3,046
May	180	-2,999
June	342	-2,474
July	1,723	-1,870
August	3,480	-458
September	5,215	1,083
October	6,830	1,851
November	7,864	2,335
December	8,018	2,781
January	7,987	3,134
February	8,112	3,345
March	8,127	3,420
April	8,166	
May	8,298	
June	8,947	

QUALITY

	Quantity	Base Number	Contract	AT	Region	England
% of FP17s for the same patient ID Re-attending within 3 months - Children	12	293	4.1%	10.0%	11.5%	11.9%
% of FP17s for the same patient ID Re-attending within 3 months - Adults	113	1,704	6.6%	15.8%	16.8%	16.0%
% of FP17s for the same patient ID Re-attending between 3 & 9 months - Children	20	293	6.8%	47.3%	47.7%	58.3%
% of FP17s for the same patient ID Re-attending between 3 & 9 months - Adults	143	1,704	8.4%	37.5%	38.2%	50.3%
% of FP17s for Band 1 Urgent Courses	285	1,815	15.7%	10.9%	10.6%	9.1%
% of FP17s Relating to Free Repair or Replacements	21	1,815	1.2%	0.5%	0.6%	0.8%
% of FP17s Relating to Continuations	10	1,815	0.6%	0.6%	0.8%	1.0%
% of Patients satisfied with the dentistry they have received	2	2	N/A	87.9%	89.3%	91.5%
% of Patients satisfied with the time they had to wait for an appointment	2	2	N/A	83.3%	84.4%	87.9%

* This is based on patients treated on this contract for their most recent course of treatment. Figures in italics indicate the base number of FP17s or Patient Questionnaire responses are less than 100. N/A is shown where the base number of responses is less than 10 during the period. % is calculated as Quantity/Base number*100

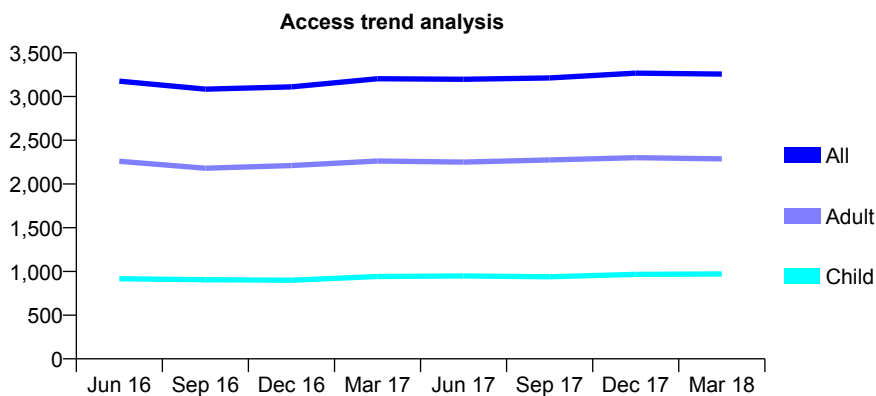
Q62 - Vital Signs At a Glance Contract Report for 118338/0001 - March 2018

Name or company name	Confident Dental Practices Ltd
Contract type name	PDS Contract
Purpose of contract	General
Contract start date	01/12/2010
Contract end date	30/11/2020

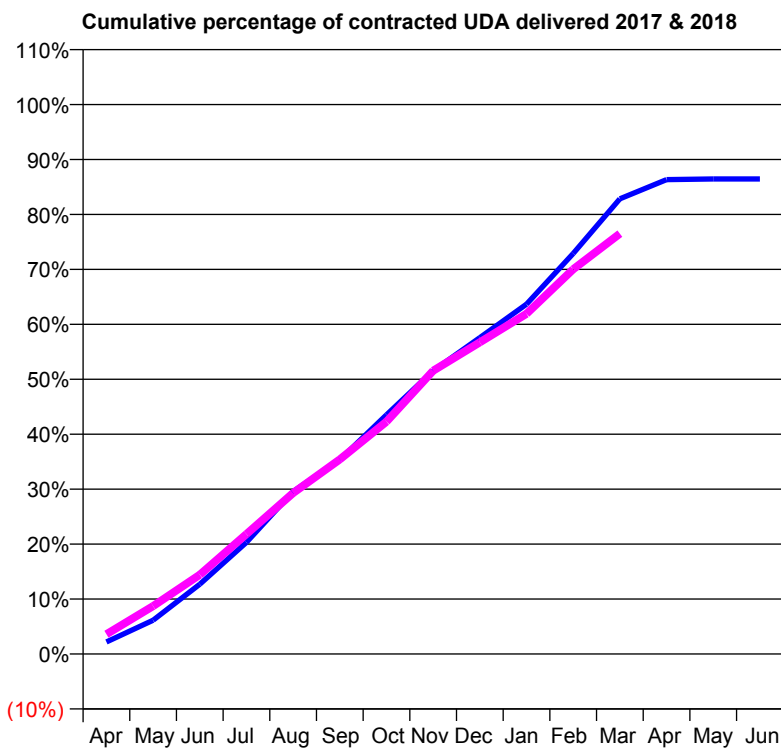
17/18 Contracted general activity (UDA)	10,363
Carry forward general activity (UDA)	0
17/18 Contracted orthodontic activity (UOA)	0
Carry forward orthodontic activity (UOA)	0
Baseline contract value	£307,128.60

ACCESS*

Patients seen in 24 months	Total	Change since previous quarter
Quarter ending March 2017	3,204	
Quarter ending June 2017	3,198	→
Quarter ending September 2017	3,213	→
Quarter ending December 2017	3,267	→
Quarter ending March 2018	3,257	→
Variance since March 2017	1.7%	→



ACTIVITY



Month	Adjusted Scheduled Activity (UDA)	
	2017	2018
April	226	374
May	637	905
June	1,317	1,496
July	2,106	2,261
August	3,065	3,038
September	3,666	3,669
October	4,510	4,383
November	5,341	5,343
December	5,967	5,878
January	6,598	6,416
February	7,552	7,256
March	8,585	7,927
April	8,946	
May	8,958	
June	8,958	

QUALITY

	Quantity	Base Number	Contract	AT	Region	England
% of FP17s for the same patient ID Re-attending within 3 months - Children	82	1,094	7.5%	10.0%	11.5%	11.9%
% of FP17s for the same patient ID Re-attending within 3 months - Adults	316	2,304	13.7%	15.8%	16.8%	16.0%
% of FP17s for the same patient ID Re-attending between 3 & 9 months - Children	441	1,094	40.3%	47.3%	47.7%	58.3%
% of FP17s for the same patient ID Re-attending between 3 & 9 months - Adults	700	2,304	30.4%	37.5%	38.2%	50.3%
% of FP17s for Band 1 Urgent Courses	385	3,275	11.8%	10.9%	10.6%	9.1%
% of FP17s Relating to Free Repair or Replacements	17	3,275	0.5%	0.5%	0.6%	0.8%
% of FP17s Relating to Continuations	39	3,275	1.2%	0.6%	0.8%	1.0%
% of Patients satisfied with the dentistry they have received	4	5	N/A	87.9%	89.3%	91.5%
% of Patients satisfied with the time they had to wait for an appointment	4	5	N/A	83.3%	84.4%	87.9%

* This is based on patients treated on this contract for their most recent course of treatment. Figures in italics indicate the base number of FP17s or Patient Questionnaire responses are less than 100. N/A is shown where the base number of responses is less than 10 during the period. % is calculated as Quantity/Base number*100

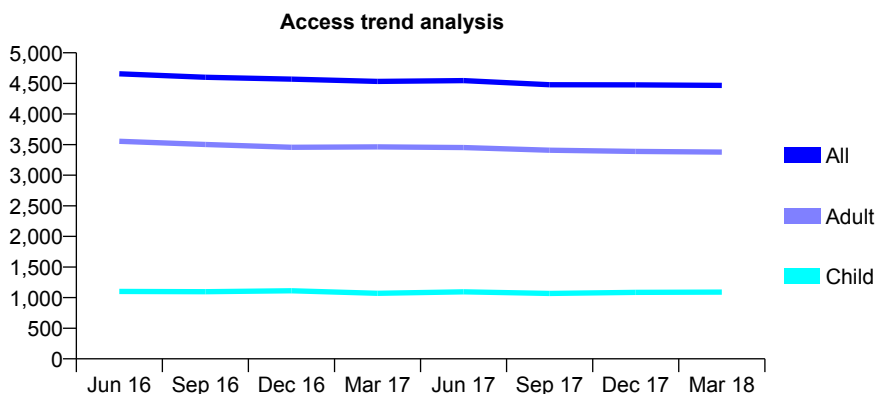
Q62 - Vital Signs At a Glance Contract Report for 119180/0001 - March 2018

Name or company name	Mr B Metha & Mr S Mehta
Contract type name	GDS Contract
Purpose of contract	General
Contract start date	01/07/2011
Contract end date	

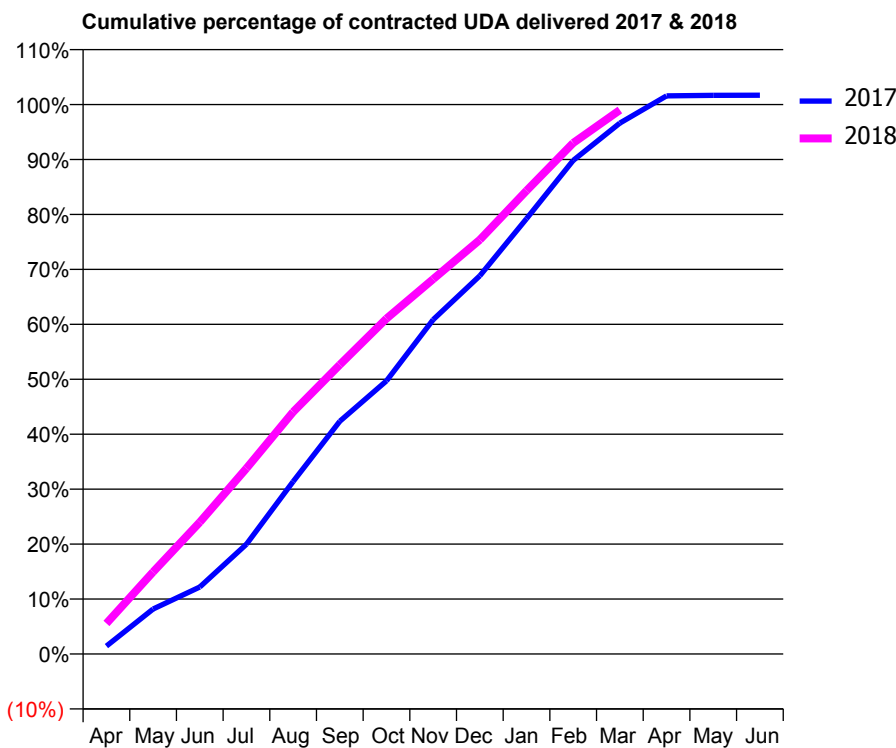
17/18 Contracted general activity (UDA)	12,455
Carry forward general activity (UDA)	-212
17/18 Contracted orthodontic activity (UOA)	0
Carry forward orthodontic activity (UOA)	0
Baseline contract value	£397,070.87

ACCESS*

Patients seen in 24 months	Total	Change since previous quarter
Quarter ending March 2017	4,533	
Quarter ending June 2017	4,546	→
Quarter ending September 2017	4,478	↓
Quarter ending December 2017	4,475	→
Quarter ending March 2018	4,468	→
Variance since March 2017	(1.4%)	↓



ACTIVITY



Month	Adjusted Scheduled Activity (UDA)	
	2017	2018
April	179	694
May	1,020	1,862
June	1,520	2,987
July	2,488	4,210
August	3,911	5,487
September	5,275	6,557
October	6,192	7,604
November	7,578	8,498
December	8,574	9,390
January	9,867	10,502
February	11,188	11,584
March	12,035	12,329
April	12,651	
May	12,663	
June	12,667	

QUALITY

	Quantity	Base Number	Contract	AT	Region	England
% of FP17s for the same patient ID Re-attending within 3 months - Children	124	1,740	7.1%	10.0%	11.5%	11.9%
% of FP17s for the same patient ID Re-attending within 3 months - Adults	602	3,751	16.0%	15.8%	16.8%	16.0%
% of FP17s for the same patient ID Re-attending between 3 & 9 months - Children	974	1,740	56.0%	47.3%	47.7%	58.3%
% of FP17s for the same patient ID Re-attending between 3 & 9 months - Adults	1,379	3,751	36.8%	37.5%	38.2%	50.3%
% of FP17s for Band 1 Urgent Courses	391	5,260	7.4%	10.9%	10.6%	9.1%
% of FP17s Relating to Free Repair or Replacements	60	5,260	1.1%	0.5%	0.6%	0.8%
% of FP17s Relating to Continuations	75	5,260	1.4%	0.6%	0.8%	1.0%
% of Patients satisfied with the dentistry they have received	7	7	N/A	87.9%	89.3%	91.5%
% of Patients satisfied with the time they had to wait for an appointment	6	7	N/A	83.3%	84.4%	87.9%

* This is based on patients treated on this contract for their most recent course of treatment. Figures in italics indicate the base number of FP17s or Patient Questionnaire responses are less than 100. N/A is shown where the base number of responses is less than 10 during the period. % is calculated as Quantity/Base number*100

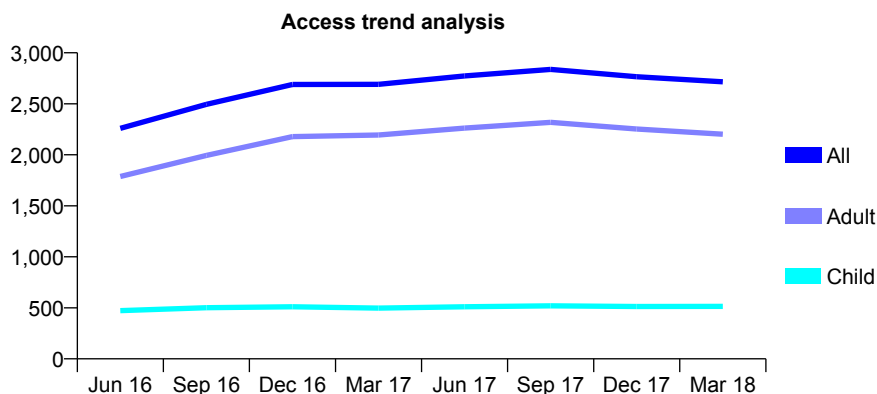
Q62 - Vital Signs At a Glance Contract Report for 124702/0001 - March 2018

Name or company name	S Cowley, R Ingham and J Angelo
Contract type name	GDS Contract
Purpose of contract	General
Contract start date	01/01/2015
Contract end date	

17/18 Contracted general activity (UDA)	13,793
Carry forward general activity (UDA)	-269
17/18 Contracted orthodontic activity (UOA)	0
Carry forward orthodontic activity (UOA)	0
Baseline contract value	£449,399.57

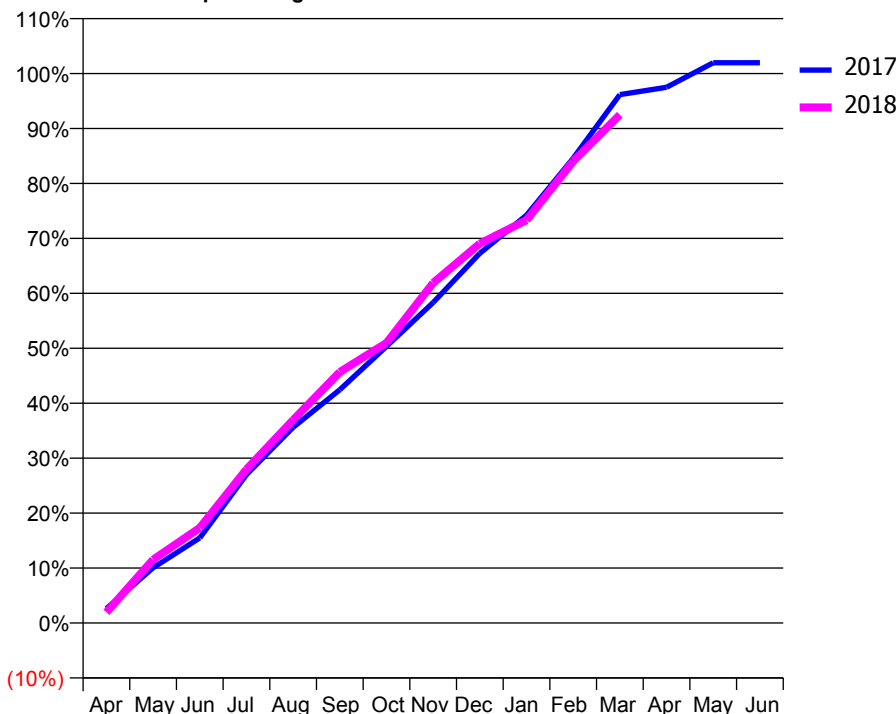
ACCESS*

Patients seen in 24 months	Total	Change since previous quarter
Quarter ending March 2017	2,691	
Quarter ending June 2017	2,773	↑
Quarter ending September 2017	2,837	↑
Quarter ending December 2017	2,766	↓
Quarter ending March 2018	2,716	↓
Variance since March 2017	0.9%	→



ACTIVITY

Cumulative percentage of contracted UDA delivered 2017 & 2018



Month	Adjusted Scheduled Activity (UDA)	
	2017	2018
April	364	269
May	1,388	1,590
June	2,139	2,390
July	3,722	3,857
August	4,911	5,098
September	5,856	6,300
October	6,943	7,030
November	8,044	8,536
December	9,281	9,524
January	10,237	10,114
February	11,667	11,591
March	13,262	12,756
April	13,447	
May	14,062	
June	14,062	

QUALITY

	Quantity	Base Number	Contract	AT	Region	England
% of FP17s for the same patient ID Re-attending within 3 months - Children	69	642	10.7%	10.0%	11.5%	11.9%
% of FP17s for the same patient ID Re-attending within 3 months - Adults	504	2,610	19.3%	15.8%	16.8%	16.0%
% of FP17s for the same patient ID Re-attending between 3 & 9 months - Children	313	642	48.8%	47.3%	47.7%	58.3%
% of FP17s for the same patient ID Re-attending between 3 & 9 months - Adults	953	2,610	36.5%	37.5%	38.2%	50.3%
% of FP17s for Band 1 Urgent Courses	565	3,088	18.3%	10.9%	10.6%	9.1%
% of FP17s Relating to Free Repair or Replacements	21	3,088	0.7%	0.5%	0.6%	0.8%
% of FP17s Relating to Continuations	51	3,088	1.7%	0.6%	0.8%	1.0%
% of Patients satisfied with the dentistry they have received	6	6	N/A	87.9%	89.3%	91.5%
% of Patients satisfied with the time they had to wait for an appointment	6	6	N/A	83.3%	84.4%	87.9%

* This is based on patients treated on this contract for their most recent course of treatment. Figures in italics indicate the base number of FP17s or Patient Questionnaire responses are less than 100. N/A is shown where the base number of responses is less than 10 during the period. % is calculated as Quantity/Base number*100

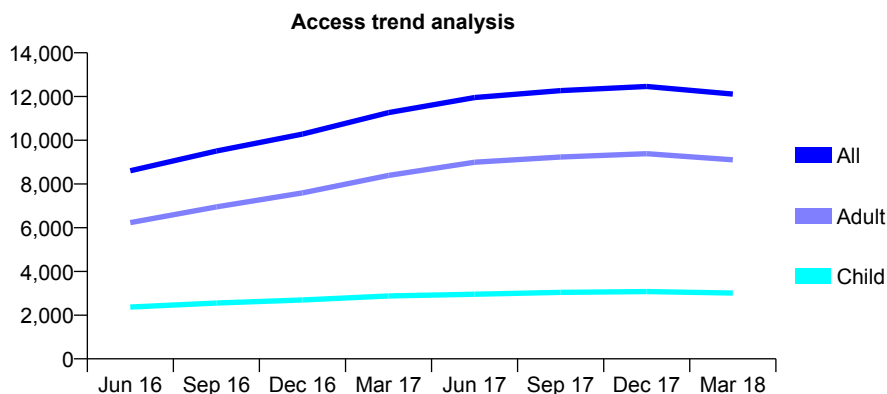
Q62 - Vital Signs At a Glance Contract Report for 125261/0001 - March 2018

Name or company name	Haven Green Clinic Limited
Contract type name	GDS Contract
Purpose of contract	General
Contract start date	01/08/2015
Contract end date	

17/18 Contracted general activity (UDA)	25,243
Carry forward general activity (UDA)	-345
17/18 Contracted orthodontic activity (UOA)	0
Carry forward orthodontic activity (UOA)	0
Baseline contract value	£721,852.21

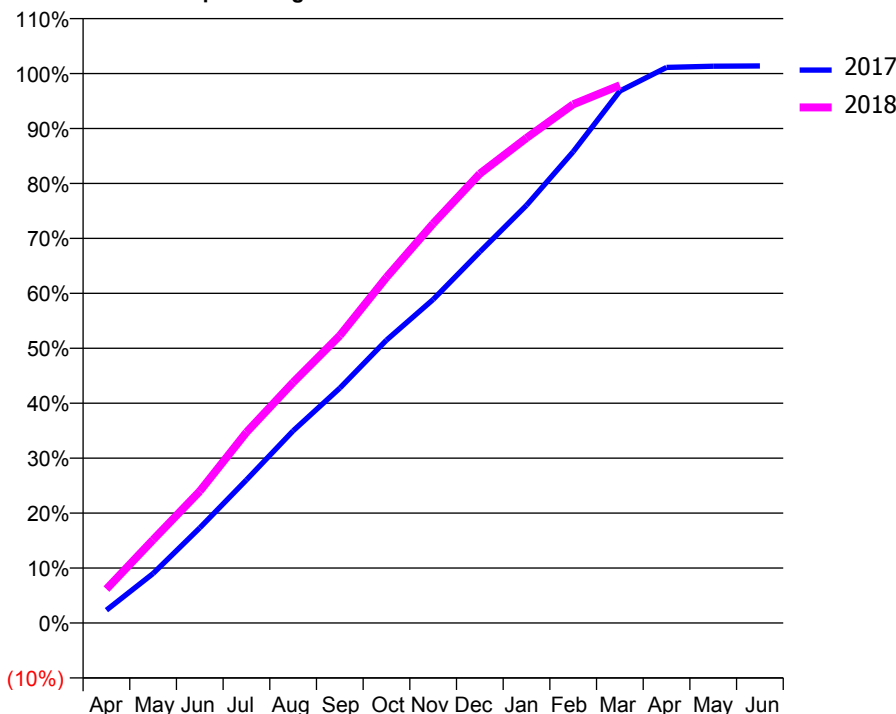
ACCESS*

Patients seen in 24 months	Total	Change since previous quarter
Quarter ending March 2017	11,263	
Quarter ending June 2017	11,955	↑
Quarter ending September 2017	12,272	↑
Quarter ending December 2017	12,461	→
Quarter ending March 2018	12,115	↓
Variance since March 2017	7.6%	↑



ACTIVITY

Cumulative percentage of contracted UDA delivered 2017 & 2018



Month	Adjusted Scheduled Activity (UDA)	
	2017	2018
April	592	1,560
May	2,277	3,824
June	4,371	6,055
July	6,579	8,763
August	8,832	11,052
September	10,789	13,201
October	12,998	15,880
November	14,861	18,347
December	17,053	20,639
January	19,190	22,285
February	21,653	23,829
March	24,437	24,705
April	25,524	
May	25,579	
June	25,588	

QUALITY

	Quantity	Base Number	Contract	AT	Region	England
% of FP17s for the same patient ID Re-attending within 3 months - Children	292	3,558	8.2%	10.0%	11.5%	11.9%
% of FP17s for the same patient ID Re-attending within 3 months - Adults	1,452	9,628	15.1%	15.8%	16.8%	16.0%
% of FP17s for the same patient ID Re-attending between 3 & 9 months - Children	1,670	3,558	46.9%	47.3%	47.7%	58.3%
% of FP17s for the same patient ID Re-attending between 3 & 9 months - Adults	3,937	9,628	40.9%	37.5%	38.2%	50.3%
% of FP17s for Band 1 Urgent Courses	1,557	12,555	12.4%	10.9%	10.6%	9.1%
% of FP17s Relating to Free Repair or Replacements	145	12,555	1.2%	0.5%	0.6%	0.8%
% of FP17s Relating to Continuations	3	12,555	0.0%	0.6%	0.8%	1.0%
% of Patients satisfied with the dentistry they have received	12	12	100.0%	87.9%	89.3%	91.5%
% of Patients satisfied with the time they had to wait for an appointment	10	12	83.3%	83.3%	84.4%	87.9%

* This is based on patients treated on this contract for their most recent course of treatment. Figures in italics indicate the base number of FP17s or Patient Questionnaire responses are less than 100. N/A is shown where the base number of responses is less than 10 during the period. % is calculated as Quantity/Base number*100

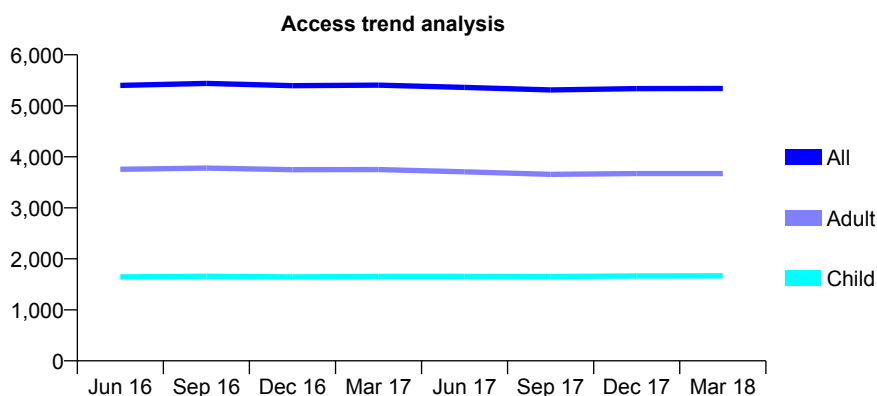
Q62 - Vital Signs At a Glance Contract Report for 129771/0001 - March 2018

Name or company name	Feltham Dental Care
Contract type name	GDS Contract
Purpose of contract	General
Contract start date	01/06/2012
Contract end date	

17/18 Contracted general activity (UDA)	15,351
Carry forward general activity (UDA)	-54
17/18 Contracted orthodontic activity (UOA)	0
Carry forward orthodontic activity (UOA)	0
Baseline contract value	£435,836.09

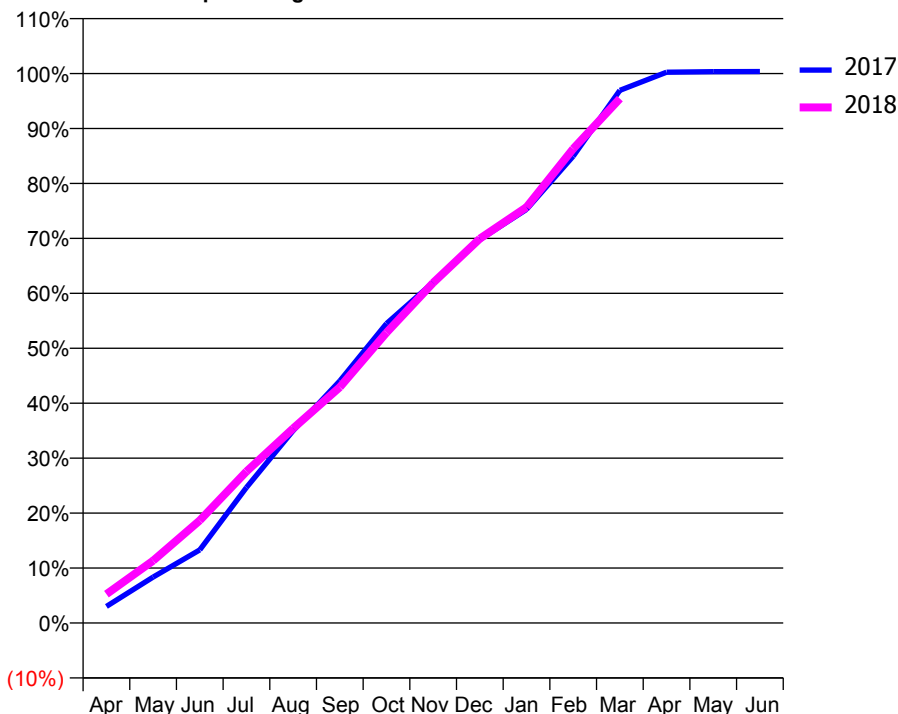
ACCESS*

Patients seen in 24 months	Total	Change since previous quarter
Quarter ending March 2017	5,406	
Quarter ending June 2017	5,361	→
Quarter ending September 2017	5,311	→
Quarter ending December 2017	5,337	→
Quarter ending March 2018	5,339	→
Variance since March 2017	(1.2%)	↓



ACTIVITY

Cumulative percentage of contracted UDA delivered 2017 & 2018



Month	Adjusted Scheduled Activity (UDA)	
	2017	2018
April	465	806
May	1,283	1,742
June	2,044	2,866
July	3,785	4,232
August	5,375	5,438
September	6,764	6,588
October	8,364	8,110
November	9,516	9,506
December	10,711	10,737
January	11,552	11,619
February	13,042	13,250
March	14,879	14,649
April	15,386	
May	15,404	
June	15,405	

QUALITY

	Quantity	Base Number	Contract	AT	Region	England
% of FP17s for the same patient ID Re-attending within 3 months - Children	126	2,242	5.6%	10.0%	11.5%	11.9%
% of FP17s for the same patient ID Re-attending within 3 months - Adults	507	4,090	12.4%	15.8%	16.8%	16.0%
% of FP17s for the same patient ID Re-attending between 3 & 9 months - Children	1,284	2,242	57.3%	47.3%	47.7%	58.3%
% of FP17s for the same patient ID Re-attending between 3 & 9 months - Adults	1,826	4,090	44.6%	37.5%	38.2%	50.3%
% of FP17s for Band 1 Urgent Courses	308	6,112	5.0%	10.9%	10.6%	9.1%
% of FP17s Relating to Free Repair or Replacements	29	6,112	0.5%	0.5%	0.6%	0.8%
% of FP17s Relating to Continuations	63	6,112	1.0%	0.6%	0.8%	1.0%
% of Patients satisfied with the dentistry they have received	4	4	N/A	87.9%	89.3%	91.5%
% of Patients satisfied with the time they had to wait for an appointment	4	4	N/A	83.3%	84.4%	87.9%

* This is based on patients treated on this contract for their most recent course of treatment. Figures in italics indicate the base number of FP17s or Patient Questionnaire responses are less than 100. N/A is shown where the base number of responses is less than 10 during the period. % is calculated as Quantity/Base number*100

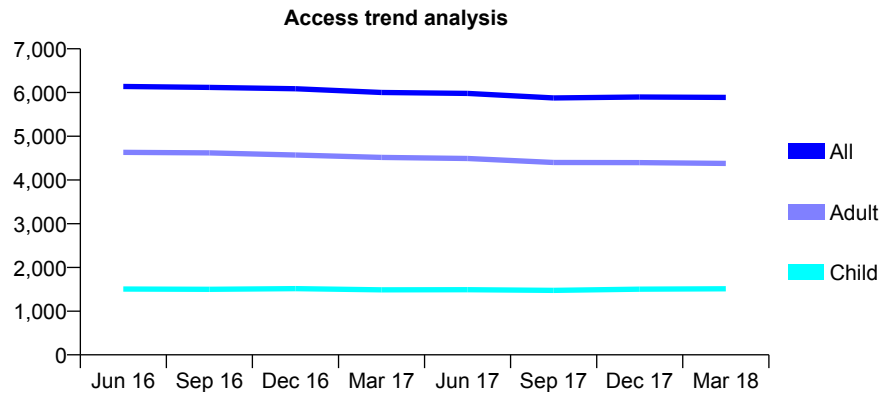
Q62 - Vital Signs At a Glance Contract Report for 130443/0001 - March 2018

Name or company name	Dr. L. Patel
Contract type name	GDS Contract
Purpose of contract	General
Contract start date	01/06/2011
Contract end date	

17/18 Contracted general activity (UDA)	14,053
Carry forward general activity (UDA)	-176
17/18 Contracted orthodontic activity (UOA)	0
Carry forward orthodontic activity (UOA)	0
Baseline contract value	£307,807.45

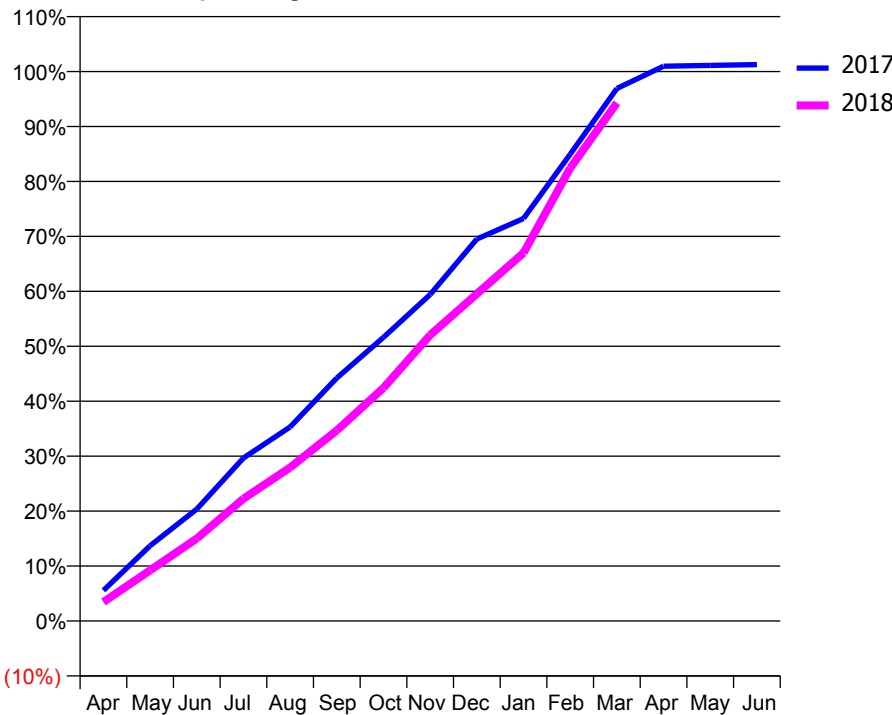
ACCESS*

Patients seen in 24 months	Total	Change since previous quarter
Quarter ending March 2017	6,002	
Quarter ending June 2017	5,981	→
Quarter ending September 2017	5,876	↓
Quarter ending December 2017	5,898	→
Quarter ending March 2018	5,889	→
Variance since March 2017	(1.9%)	↓



ACTIVITY

Cumulative percentage of contracted UDA delivered 2017 & 2018



Month	Adjusted Scheduled Activity (UDA)	
	2017	2018
April	784	487
May	1,927	1,298
June	2,862	2,110
July	4,168	3,128
August	4,965	3,928
September	6,215	4,875
October	7,257	5,964
November	8,349	7,312
December	9,768	8,366
January	10,293	9,414
February	11,936	11,584
March	13,619	13,252
April	14,187	
May	14,209	
June	14,229	

QUALITY

	Quantity	Base Number	Contract	AT	Region	England
% of FP17s for the same patient ID Re-attending within 3 months - Children	121	2,141	5.7%	10.0%	11.5%	11.9%
% of FP17s for the same patient ID Re-attending within 3 months - Adults	519	4,998	10.4%	15.8%	16.8%	16.0%
% of FP17s for the same patient ID Re-attending between 3 & 9 months - Children	1,180	2,141	55.1%	47.3%	47.7%	58.3%
% of FP17s for the same patient ID Re-attending between 3 & 9 months - Adults	2,132	4,998	42.7%	37.5%	38.2%	50.3%
% of FP17s for Band 1 Urgent Courses	385	5,916	6.5%	10.9%	10.6%	9.1%
% of FP17s Relating to Free Repair or Replacements	16	5,916	0.3%	0.5%	0.6%	0.8%
% of FP17s Relating to Continuations	16	5,916	0.3%	0.6%	0.8%	1.0%
% of Patients satisfied with the dentistry they have received	7	8	N/A	87.9%	89.3%	91.5%
% of Patients satisfied with the time they had to wait for an appointment	8	8	N/A	83.3%	84.4%	87.9%

* This is based on patients treated on this contract for their most recent course of treatment. Figures in italics indicate the base number of FP17s or Patient Questionnaire responses are less than 100. N/A is shown where the base number of responses is less than 10 during the period. % is calculated as Quantity/Base number*100

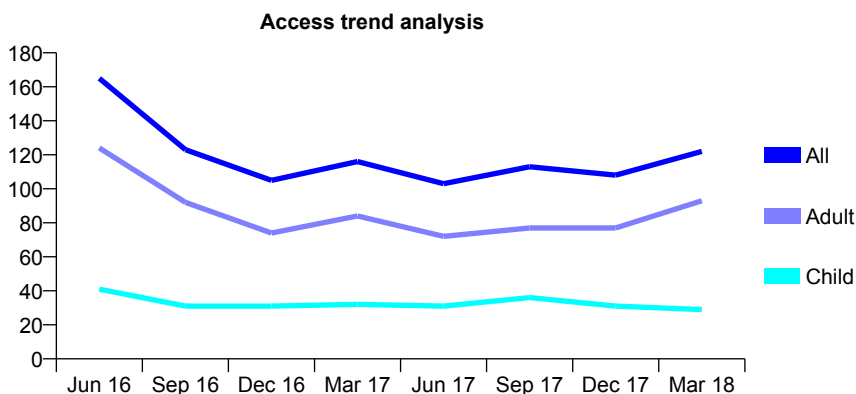
Q62 - Vital Signs At a Glance Contract Report for 134198/0001 - March 2018

Name or company name	A Vazir & E Vazir
Contract type name	GDS Contract
Purpose of contract	General
Contract start date	01/04/2010
Contract end date	

17/18 Contracted general activity (UDA)	551
Carry forward general activity (UDA)	0
17/18 Contracted orthodontic activity (UOA)	0
Carry forward orthodontic activity (UOA)	0
Baseline contract value	£19,905.94

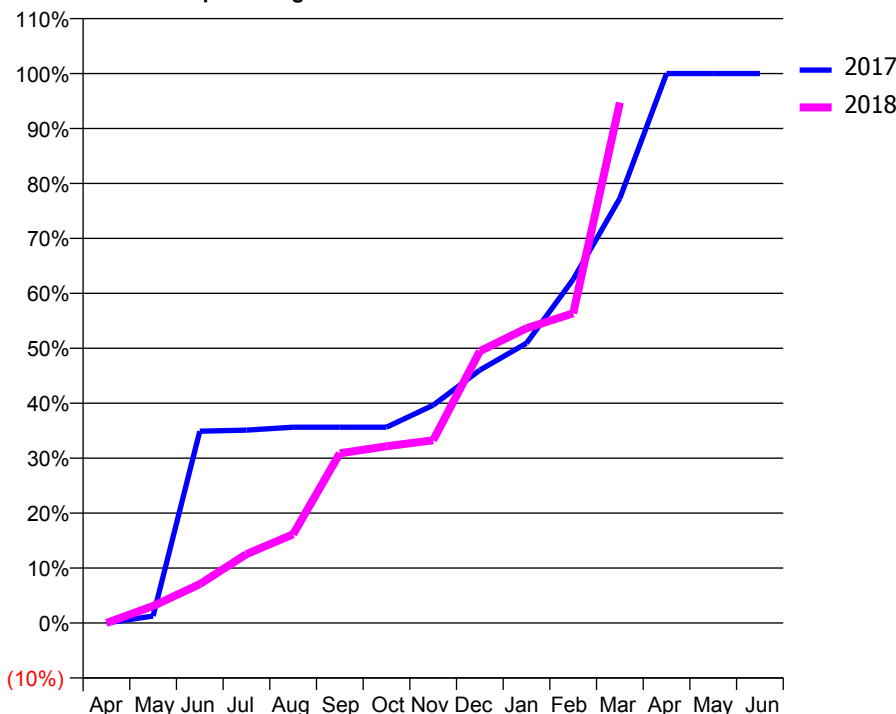
ACCESS*

Patients seen in 24 months	Total	Change since previous quarter
Quarter ending March 2017	116	
Quarter ending June 2017	103	↓
Quarter ending September 2017	113	↑
Quarter ending December 2017	108	↓
Quarter ending March 2018	122	↑
Variance since March 2017	5.2%	↑



ACTIVITY

Cumulative percentage of contracted UDA delivered 2017 & 2018



Month	Adjusted Scheduled Activity (UDA)	
	2017	2018
April	0	0
May	7	17
June	192	39
July	193	69
August	196	89
September	196	170
October	196	177
November	218	183
December	254	273
January	281	296
February	345	311
March	426	522
April	551	
May	551	
June	551	

QUALITY

	Quantity	Base Number	Contract	AT	Region	England
% of FP17s for the same patient ID Re-attending within 3 months - Children	1	42	2.4%	10.0%	11.5%	11.9%
% of FP17s for the same patient ID Re-attending within 3 months - Adults	2	108	1.9%	15.8%	16.8%	16.0%
% of FP17s for the same patient ID Re-attending between 3 & 9 months - Children	4	42	9.5%	47.3%	47.7%	58.3%
% of FP17s for the same patient ID Re-attending between 3 & 9 months - Adults	4	108	3.7%	37.5%	38.2%	50.3%
% of FP17s for Band 1 Urgent Courses	5	128	3.9%	10.9%	10.6%	9.1%
% of FP17s Relating to Free Repair or Replacements	0	128	0.0%	0.5%	0.6%	0.8%
% of FP17s Relating to Continuations	1	128	0.8%	0.6%	0.8%	1.0%
% of Patients satisfied with the dentistry they have received	1	1	N/A	87.9%	89.3%	91.5%
% of Patients satisfied with the time they had to wait for an appointment	1	1	N/A	83.3%	84.4%	87.9%

* This is based on patients treated on this contract for their most recent course of treatment. Figures in italics indicate the base number of FP17s or Patient Questionnaire responses are less than 100. N/A is shown where the base number of responses is less than 10 during the period. % is calculated as Quantity/Base number*100

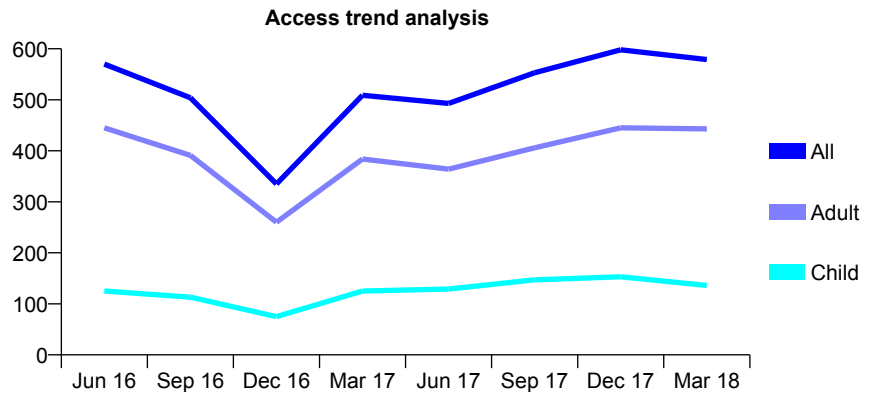
Q62 - Vital Signs At a Glance Contract Report for 134198/0002 - March 2018

Name or company name	A Vazir & E Vazir
Contract type name	GDS Contract
Purpose of contract	General
Contract start date	01/04/2010
Contract end date	

17/18 Contracted general activity (UDA)	2,327
Carry forward general activity (UDA)	-21
17/18 Contracted orthodontic activity (UOA)	0
Carry forward orthodontic activity (UOA)	0
Baseline contract value	£77,072.04

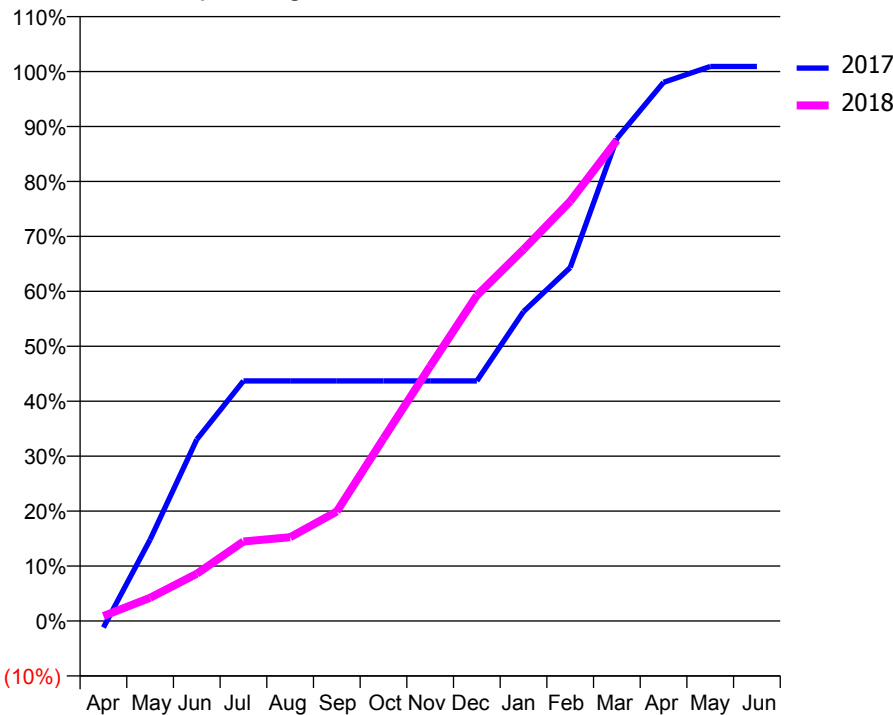
ACCESS*

Patients seen in 24 months	Total	Change since previous quarter
Quarter ending March 2017	509	
Quarter ending June 2017	493	↓
Quarter ending September 2017	553	↑
Quarter ending December 2017	598	↑
Quarter ending March 2018	579	↓
Variance since March 2017	13.8%	↑



ACTIVITY

Cumulative percentage of contracted UDA delivered 2017 & 2018



Month	Adjusted Scheduled Activity (UDA)	
	2017	2018
April	-28	21
May	345	99
June	769	200
July	1,017	337
August	1,017	355
September	1,017	464
October	1,017	773
November	1,017	1,079
December	1,017	1,379
January	1,310	1,574
February	1,497	1,777
March	2,044	2,036
April	2,281	
May	2,348	
June	2,348	

QUALITY

	Quantity	Base Number	Contract	AT	Region	England
% of FP17s for the same patient ID Re-attending within 3 months - Children	15	169	8.9%	10.0%	11.5%	11.9%
% of FP17s for the same patient ID Re-attending within 3 months - Adults	47	482	9.8%	15.8%	16.8%	16.0%
% of FP17s for the same patient ID Re-attending between 3 & 9 months - Children	28	169	16.6%	47.3%	47.7%	58.3%
% of FP17s for the same patient ID Re-attending between 3 & 9 months - Adults	61	482	12.7%	37.5%	38.2%	50.3%
% of FP17s for Band 1 Urgent Courses	59	602	9.8%	10.9%	10.6%	9.1%
% of FP17s Relating to Free Repair or Replacements	3	602	0.5%	0.5%	0.6%	0.8%
% of FP17s Relating to Continuations	1	602	0.2%	0.6%	0.8%	1.0%
% of Patients satisfied with the dentistry they have received	0	0	N/A	87.9%	89.3%	91.5%
% of Patients satisfied with the time they had to wait for an appointment	0	0	N/A	83.3%	84.4%	87.9%

* This is based on patients treated on this contract for their most recent course of treatment. Figures in italics indicate the base number of FP17s or Patient Questionnaire responses are less than 100. N/A is shown where the base number of responses is less than 10 during the period. % is calculated as Quantity/Base number*100

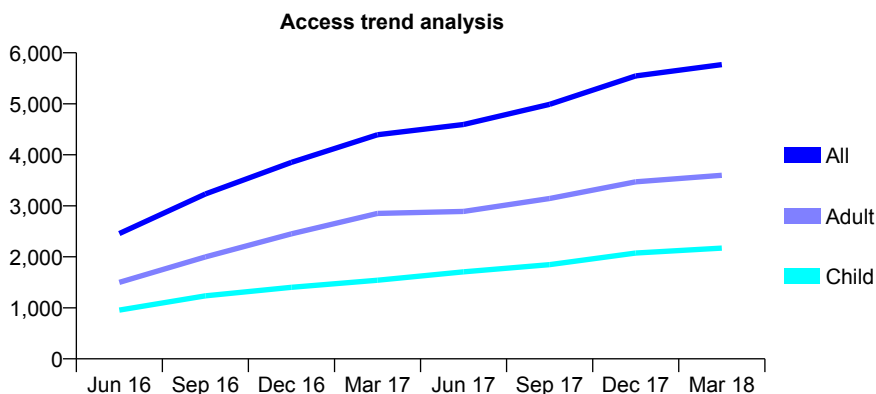
Q62 - Vital Signs At a Glance Contract Report for 134732/0001 - March 2018

Name or company name	SK Dental Staines Road Dental Practice Pa
Contract type name	GDS Contract
Purpose of contract	General
Contract start date	01/01/2016
Contract end date	

17/18 Contracted general activity (UDA)	16,423
Carry forward general activity (UDA)	0
17/18 Contracted orthodontic activity (UOA)	0
Carry forward orthodontic activity (UOA)	0
Baseline contract value	£509,158.16

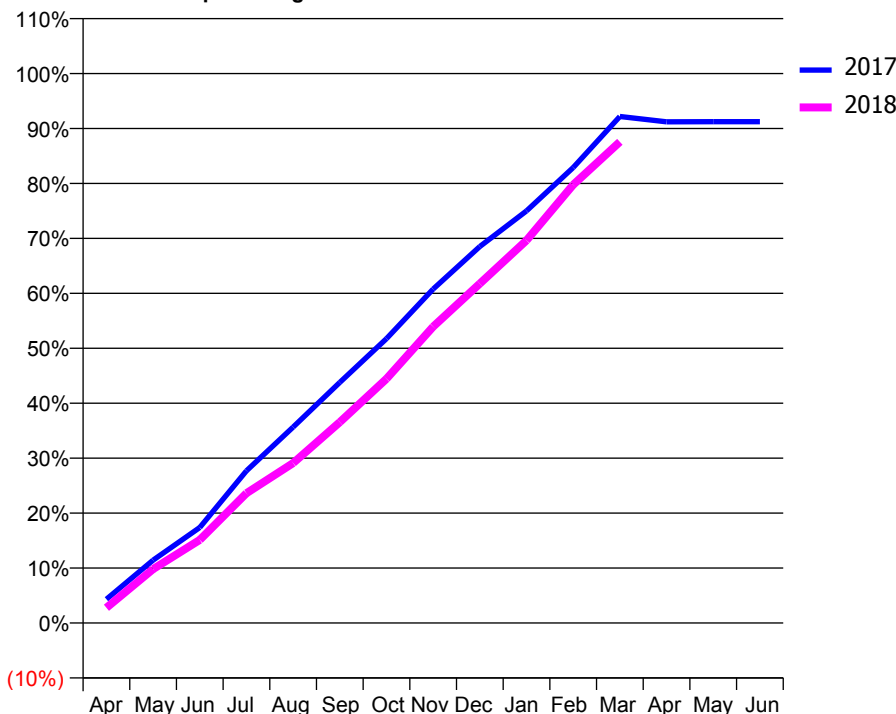
ACCESS*

Patients seen in 24 months	Total	Change since previous quarter
Quarter ending March 2017	4,393	
Quarter ending June 2017	4,594	↑
Quarter ending September 2017	4,990	↑
Quarter ending December 2017	5,546	↑
Quarter ending March 2018	5,768	↑
Variance since March 2017	31.3%	↑



ACTIVITY

Cumulative percentage of contracted UDA delivered 2017 & 2018



Month	Adjusted Scheduled Activity (UDA)	
	2017	2018
April	711	458
May	1,877	1,614
June	2,854	2,486
July	4,550	3,881
August	5,857	4,779
September	7,190	6,006
October	8,498	7,298
November	9,982	8,858
December	11,251	10,146
January	12,317	11,435
February	13,613	13,100
March	15,139	14,379
April	14,981	
May	14,984	
June	14,984	

QUALITY

	Quantity	Base Number	Contract	AT	Region	England
% of FP17s for the same patient ID Re-attending within 3 months - Children	117	2,715	4.3%	10.0%	11.5%	11.9%
% of FP17s for the same patient ID Re-attending within 3 months - Adults	292	3,613	8.1%	15.8%	16.8%	16.0%
% of FP17s for the same patient ID Re-attending between 3 & 9 months - Children	1,233	2,715	45.4%	47.3%	47.7%	58.3%
% of FP17s for the same patient ID Re-attending between 3 & 9 months - Adults	1,472	3,613	40.7%	37.5%	38.2%	50.3%
% of FP17s for Band 1 Urgent Courses	397	6,340	6.3%	10.9%	10.6%	9.1%
% of FP17s Relating to Free Repair or Replacements	28	6,340	0.4%	0.5%	0.6%	0.8%
% of FP17s Relating to Continuations	44	6,340	0.7%	0.6%	0.8%	1.0%
% of Patients satisfied with the dentistry they have received	4	4	N/A	87.9%	89.3%	91.5%
% of Patients satisfied with the time they had to wait for an appointment	3	4	N/A	83.3%	84.4%	87.9%

* This is based on patients treated on this contract for their most recent course of treatment. Figures in italics indicate the base number of FP17s or Patient Questionnaire responses are less than 100. N/A is shown where the base number of responses is less than 10 during the period. % is calculated as Quantity/Base number*100

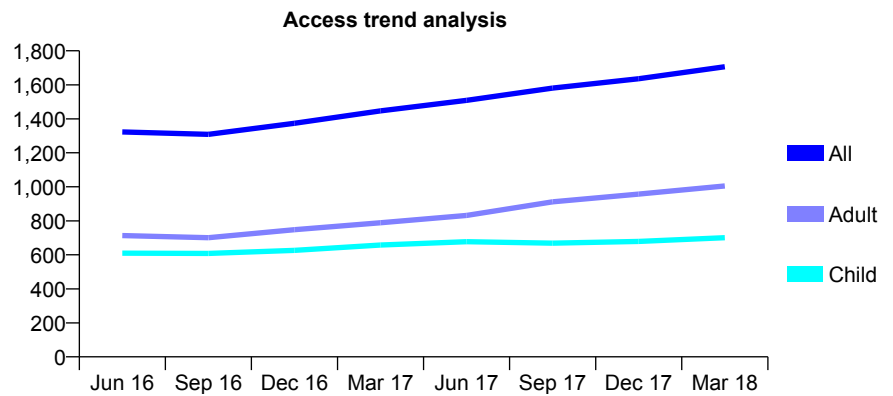
Q62 - Vital Signs At a Glance Contract Report for 135348/0001 - March 2018

Name or company name	Mr K. K. Kothary & Mr. P. Amin
Contract type name	GDS Contract
Purpose of contract	General
Contract start date	01/11/2013
Contract end date	

17/18 Contracted general activity (UDA)	8,498
Carry forward general activity (UDA)	0
17/18 Contracted orthodontic activity (UOA)	0
Carry forward orthodontic activity (UOA)	0
Baseline contract value	£223,671.20

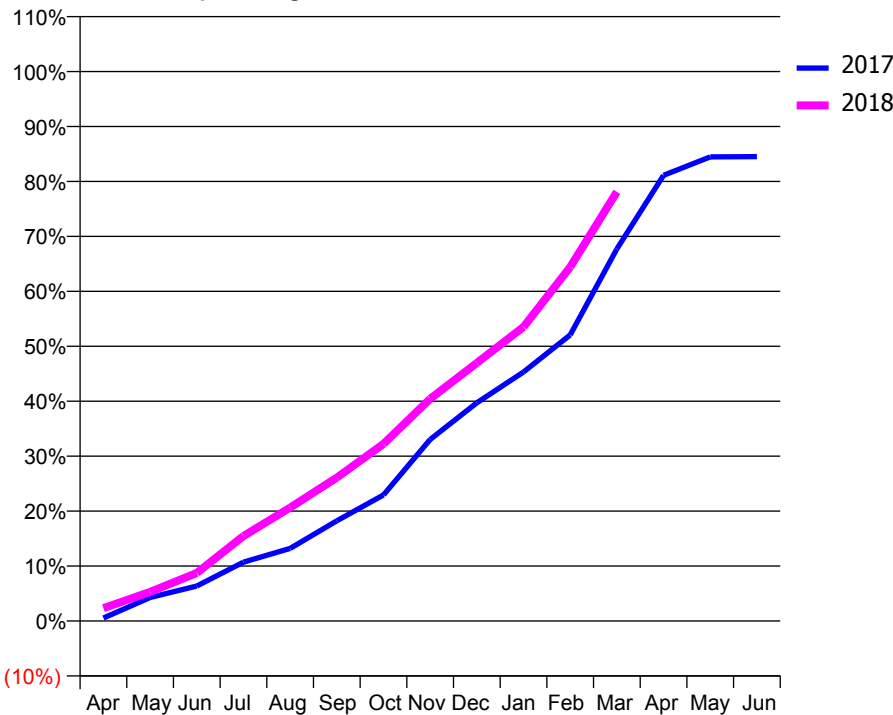
ACCESS*

Patients seen in 24 months	Total	Change since previous quarter
Quarter ending March 2017	1,447	
Quarter ending June 2017	1,509	↑
Quarter ending September 2017	1,581	↑
Quarter ending December 2017	1,636	↑
Quarter ending March 2018	1,706	↑
Variance since March 2017	17.9%	↑



ACTIVITY

Cumulative percentage of contracted UDA delivered 2017 & 2018



Month	Adjusted Scheduled Activity (UDA)	
	2017	2018
April	46	198
May	365	450
June	541	743
July	910	1,314
August	1,123	1,754
September	1,549	2,218
October	1,950	2,739
November	2,807	3,437
December	3,375	3,991
January	3,851	4,549
February	4,425	5,474
March	5,754	6,638
April	6,893	
May	7,177	
June	7,181	

QUALITY

	Quantity	Base Number	Contract	AT	Region	England
% of FP17s for the same patient ID Re-attending within 3 months - Children	99	1,126	8.8%	10.0%	11.5%	11.9%
% of FP17s for the same patient ID Re-attending within 3 months - Adults	349	1,402	24.9%	15.8%	16.8%	16.0%
% of FP17s for the same patient ID Re-attending between 3 & 9 months - Children	620	1,126	55.1%	47.3%	47.7%	58.3%
% of FP17s for the same patient ID Re-attending between 3 & 9 months - Adults	527	1,402	37.6%	37.5%	38.2%	50.3%
% of FP17s for Band 1 Urgent Courses	278	1,804	15.4%	10.9%	10.6%	9.1%
% of FP17s Relating to Free Repair or Replacements	8	1,804	0.4%	0.5%	0.6%	0.8%
% of FP17s Relating to Continuations	8	1,804	0.4%	0.6%	0.8%	1.0%
% of Patients satisfied with the dentistry they have received	5	5	N/A	87.9%	89.3%	91.5%
% of Patients satisfied with the time they had to wait for an appointment	5	5	N/A	83.3%	84.4%	87.9%

* This is based on patients treated on this contract for their most recent course of treatment. Figures in italics indicate the base number of FP17s or Patient Questionnaire responses are less than 100. N/A is shown where the base number of responses is less than 10 during the period. % is calculated as Quantity/Base number*100

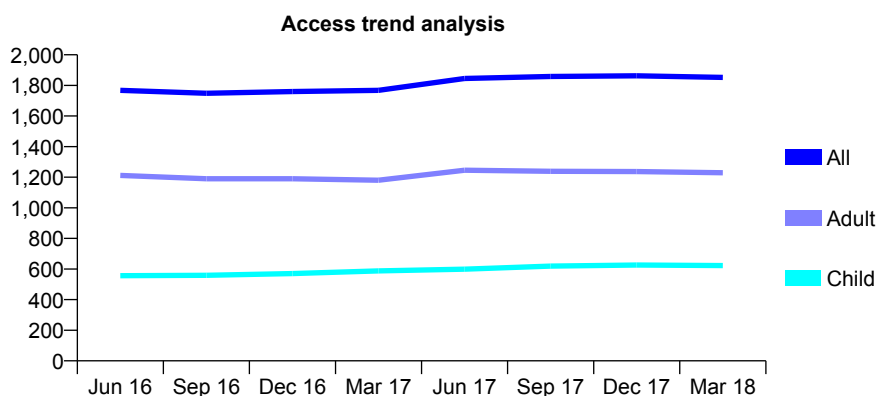
Q62 - Vital Signs At a Glance Contract Report for 136565/0001 - March 2018

Name or company name	Preeman Limited Smile For Life Dental Clin
Contract type name	GDS Contract
Purpose of contract	General
Contract start date	01/04/2011
Contract end date	

17/18 Contracted general activity (UDA)	8,350
Carry forward general activity (UDA)	-130
17/18 Contracted orthodontic activity (UOA)	0
Carry forward orthodontic activity (UOA)	0
Baseline contract value	£203,192.57

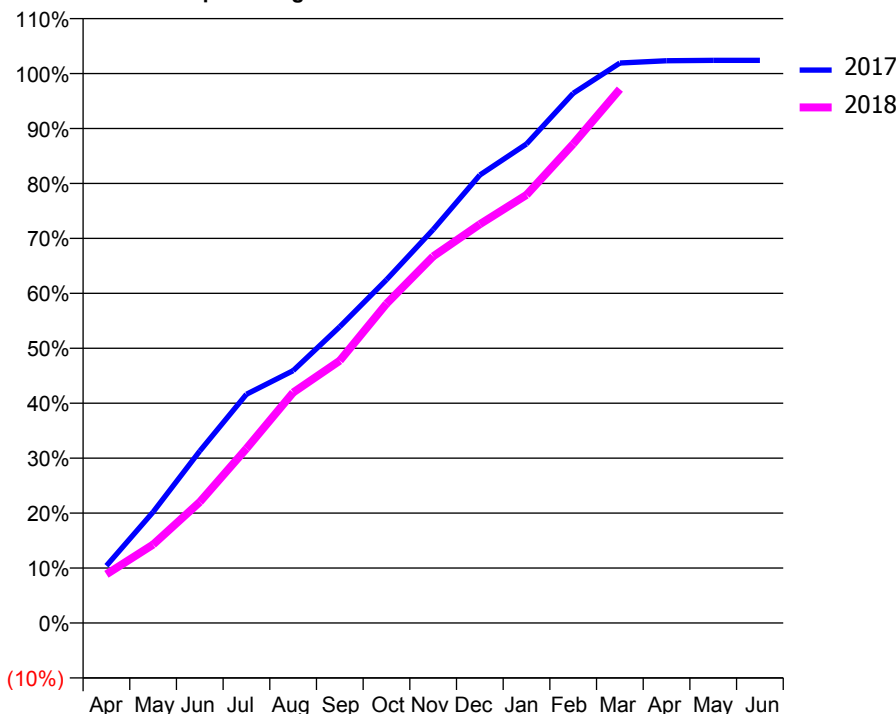
ACCESS*

Patients seen in 24 months	Total	Change since previous quarter
Quarter ending March 2017	1,768	
Quarter ending June 2017	1,845	↑
Quarter ending September 2017	1,858	→
Quarter ending December 2017	1,863	→
Quarter ending March 2018	1,852	→
Variance since March 2017	4.8%	↑



ACTIVITY

Cumulative percentage of contracted UDA delivered 2017 & 2018



Month	Adjusted Scheduled Activity (UDA)	
	2017	2018
April	678	740
May	1,313	1,193
June	2,034	1,838
July	2,705	2,652
August	2,986	3,503
September	3,505	3,987
October	4,061	4,851
November	4,655	5,570
December	5,300	6,059
January	5,667	6,504
February	6,267	7,280
March	6,624	8,112
April	6,651	
May	6,655	
June	6,655	

QUALITY

	Quantity	Base Number	Contract	AT	Region	England
% of FP17s for the same patient ID Re-attending within 3 months - Children	50	814	6.1%	10.0%	11.5%	11.9%
% of FP17s for the same patient ID Re-attending within 3 months - Adults	120	1,344	8.9%	15.8%	16.8%	16.0%
% of FP17s for the same patient ID Re-attending between 3 & 9 months - Children	436	814	53.6%	47.3%	47.7%	58.3%
% of FP17s for the same patient ID Re-attending between 3 & 9 months - Adults	554	1,344	41.2%	37.5%	38.2%	50.3%
% of FP17s for Band 1 Urgent Courses	68	2,131	3.2%	10.9%	10.6%	9.1%
% of FP17s Relating to Free Repair or Replacements	0	2,131	0.0%	0.5%	0.6%	0.8%
% of FP17s Relating to Continuations	36	2,131	1.7%	0.6%	0.8%	1.0%
% of Patients satisfied with the dentistry they have received	0	0	N/A	87.9%	89.3%	91.5%
% of Patients satisfied with the time they had to wait for an appointment	0	0	N/A	83.3%	84.4%	87.9%

* This is based on patients treated on this contract for their most recent course of treatment. Figures in italics indicate the base number of FP17s or Patient Questionnaire responses are less than 100. N/A is shown where the base number of responses is less than 10 during the period. % is calculated as Quantity/Base number*100

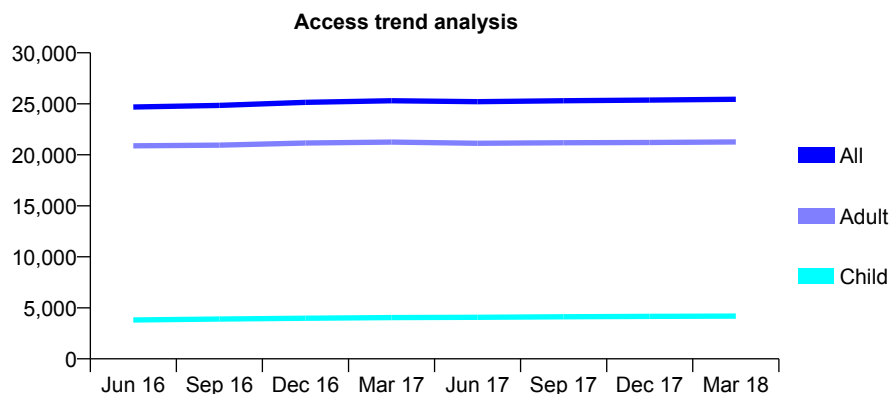
Q62 - Vital Signs At a Glance Contract Report for 138266/0001 - March 2018

Name or company name	Tooth and Mouth Limited
Contract type name	GDS Contract
Purpose of contract	General
Contract start date	01/04/2008
Contract end date	

17/18 Contracted general activity (UDA)	70,150
Carry forward general activity (UDA)	1,657
17/18 Contracted orthodontic activity (UOA)	0
Carry forward orthodontic activity (UOA)	0
Baseline contract value	£2,257,059.16

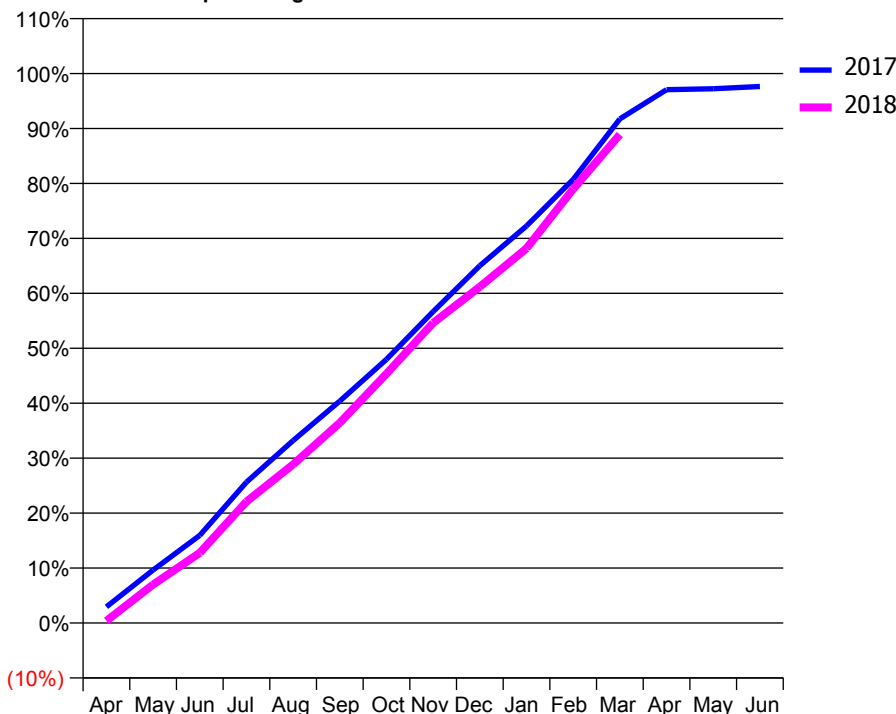
ACCESS*

Patients seen in 24 months	Total	Change since previous quarter
Quarter ending March 2017	25,304	
Quarter ending June 2017	25,205	→
Quarter ending September 2017	25,305	→
Quarter ending December 2017	25,360	→
Quarter ending March 2018	25,442	→
Variance since March 2017	0.5%	→



ACTIVITY

Cumulative percentage of contracted UDA delivered 2017 & 2018



Month	Adjusted Scheduled Activity (UDA)	
	2017	2018
April	2,075	289
May	6,770	4,917
June	11,185	8,961
July	17,982	15,496
August	23,293	20,249
September	28,342	25,562
October	33,664	31,823
November	39,764	38,303
December	45,612	42,932
January	50,693	47,827
February	56,623	55,404
March	64,358	62,365
April	68,077	
May	68,207	
June	68,493	

QUALITY

	Quantity	Base Number	Contract	AT	Region	England
% of FP17s for the same patient ID Re-attending within 3 months - Children	384	5,632	6.8%	10.0%	11.5%	11.9%
% of FP17s for the same patient ID Re-attending within 3 months - Adults	3,160	22,114	14.3%	15.8%	16.8%	16.0%
% of FP17s for the same patient ID Re-attending between 3 & 9 months - Children	3,165	5,632	56.2%	47.3%	47.7%	58.3%
% of FP17s for the same patient ID Re-attending between 3 & 9 months - Adults	7,085	22,114	32.0%	37.5%	38.2%	50.3%
% of FP17s for Band 1 Urgent Courses	3,529	26,443	13.3%	10.9%	10.6%	9.1%
% of FP17s Relating to Free Repair or Replacements	198	26,443	0.7%	0.5%	0.6%	0.8%
% of FP17s Relating to Continuations	114	26,443	0.4%	0.6%	0.8%	1.0%
% of Patients satisfied with the dentistry they have received	16	18	88.9%	87.9%	89.3%	91.5%
% of Patients satisfied with the time they had to wait for an appointment	17	18	94.4%	83.3%	84.4%	87.9%

* This is based on patients treated on this contract for their most recent course of treatment. Figures in italics indicate the base number of FP17s or Patient Questionnaire responses are less than 100. N/A is shown where the base number of responses is less than 10 during the period. % is calculated as Quantity/Base number*100

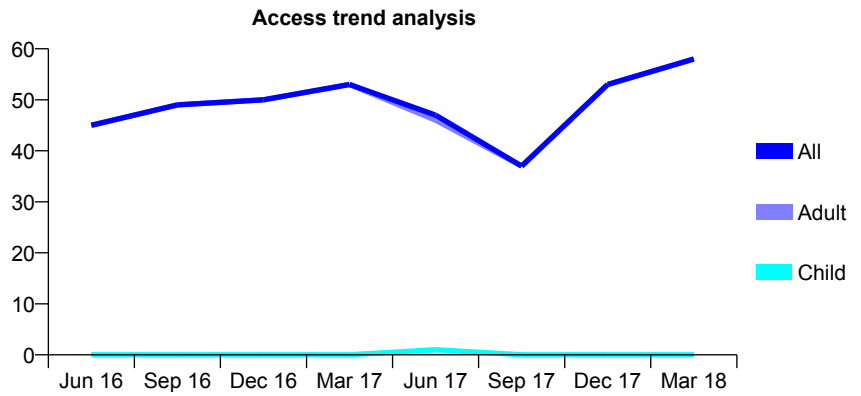
Q62 - Vital Signs At a Glance Contract Report for 138266/0003 - March 2018

Name or company name	Tooth and Mouth Limited
Contract type name	PDS Contract
Purpose of contract	General
Contract start date	01/04/2009
Contract end date	31/03/2019

17/18 Contracted general activity (UDA)	200
Carry forward general activity (UDA)	2
17/18 Contracted orthodontic activity (UOA)	0
Carry forward orthodontic activity (UOA)	0
Baseline contract value	£26,033.21

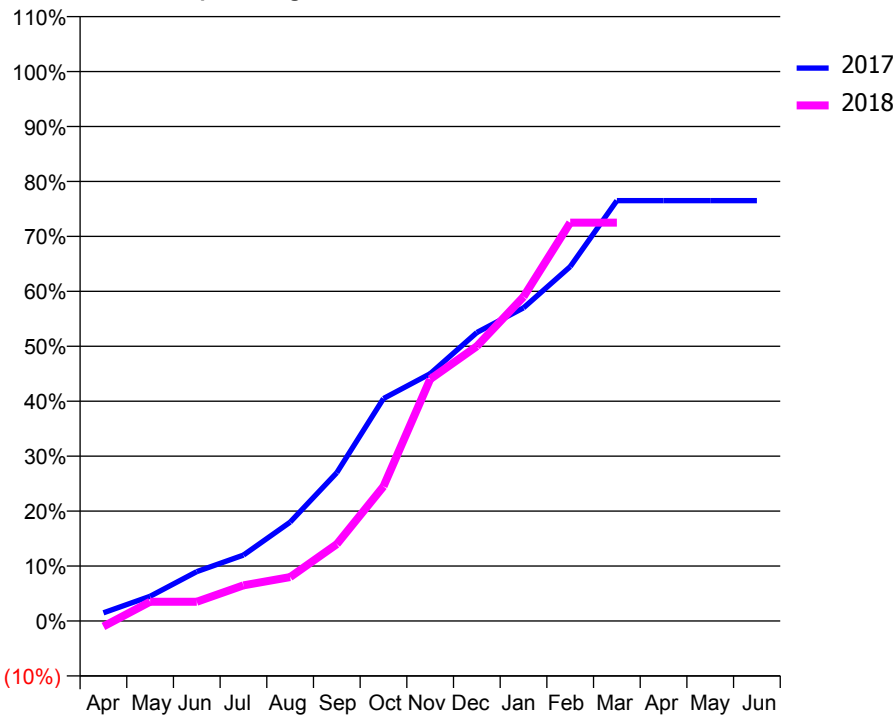
ACCESS*

Patients seen in 24 months	Total	Change since previous quarter
Quarter ending March 2017	53	
Quarter ending June 2017	47	↓
Quarter ending September 2017	37	↓
Quarter ending December 2017	53	↑
Quarter ending March 2018	58	↑
Variance since March 2017	9.4%	↑



ACTIVITY

Cumulative percentage of contracted UDA delivered 2017 & 2018



Month	Adjusted Scheduled Activity (UDA)	
	2017	2018
April	3	-2
May	9	7
June	18	7
July	24	13
August	36	16
September	54	28
October	81	49
November	90	88
December	105	100
January	114	118
February	129	145
March	153	145
April	153	
May	153	
June	153	

QUALITY

	Quantity	Base Number	Contract	AT	Region	England
% of FP17s for the same patient ID Re-attending within 3 months - Children	0	0	N/A	10.0%	11.5%	11.9%
% of FP17s for the same patient ID Re-attending within 3 months - Adults	0	49	0.0%	15.8%	16.8%	16.0%
% of FP17s for the same patient ID Re-attending between 3 & 9 months - Children	0	0	N/A	47.3%	47.7%	58.3%
% of FP17s for the same patient ID Re-attending between 3 & 9 months - Adults	0	49	0.0%	37.5%	38.2%	50.3%
% of FP17s for Band 1 Urgent Courses	0	49	0.0%	10.9%	10.6%	9.1%
% of FP17s Relating to Free Repair or Replacements	0	49	0.0%	0.5%	0.6%	0.8%
% of FP17s Relating to Continuations	0	49	0.0%	0.6%	0.8%	1.0%
% of Patients satisfied with the dentistry they have received	0	0	N/A	87.9%	89.3%	91.5%
% of Patients satisfied with the time they had to wait for an appointment	0	0	N/A	83.3%	84.4%	87.9%

* This is based on patients treated on this contract for their most recent course of treatment. Figures in italics indicate the base number of FP17s or Patient Questionnaire responses are less than 100. N/A is shown where the base number of responses is less than 10 during the period. % is calculated as Quantity/Base number*100

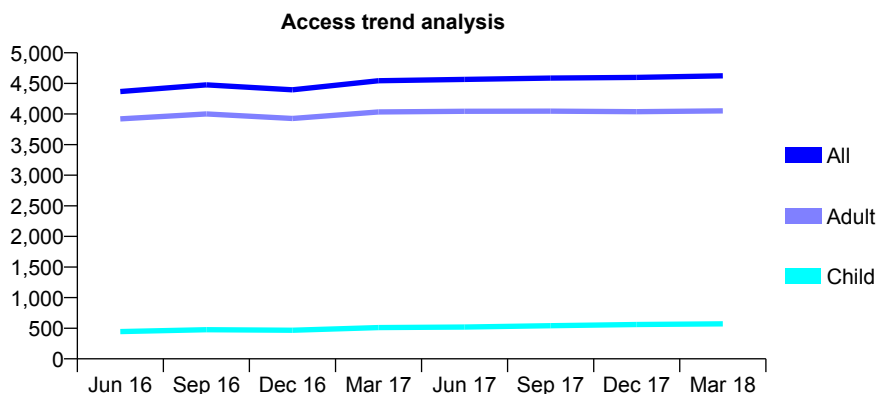
Q62 - Vital Signs At a Glance Contract Report for 138266/0005 - March 2018

Name or company name	Tooth and Mouth Limited
Contract type name	PDS Plus Contract
Purpose of contract	General
Contract start date	19/12/2011
Contract end date	18/12/2018

17/18 Contracted general activity (UDA)	14,500
Carry forward general activity (UDA)	2
17/18 Contracted orthodontic activity (UOA)	0
Carry forward orthodontic activity (UOA)	0
Baseline contract value	£245,991.00

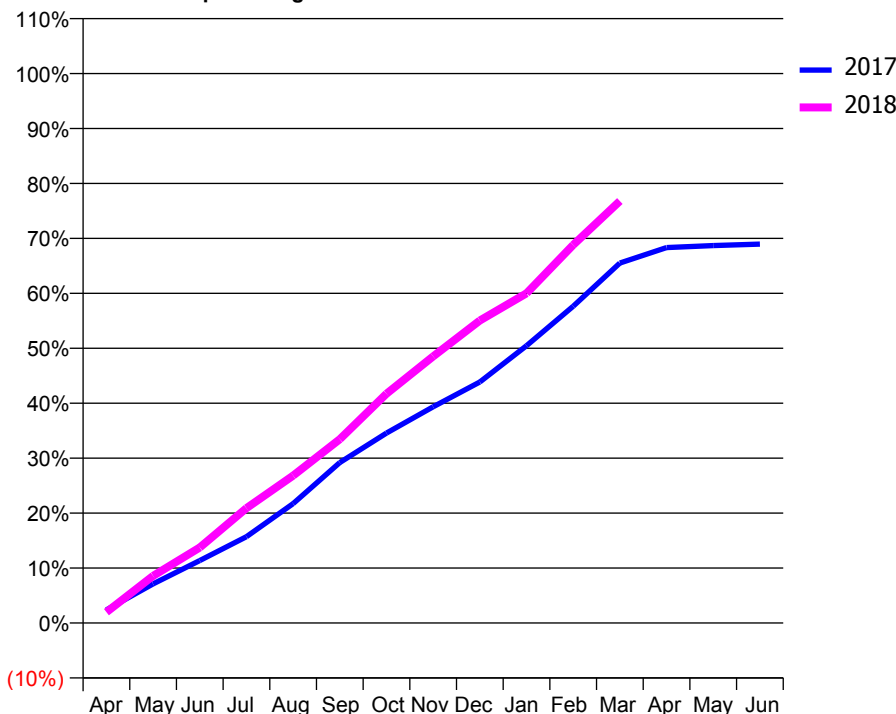
ACCESS*

Patients seen in 24 months	Total	Change since previous quarter
Quarter ending March 2017	4,544	
Quarter ending June 2017	4,565	→
Quarter ending September 2017	4,588	→
Quarter ending December 2017	4,599	→
Quarter ending March 2018	4,624	→
Variance since March 2017	1.8%	→



ACTIVITY

Cumulative percentage of contracted UDA delivered 2017 & 2018



Adjusted Scheduled Activity (UDA)

Month	2017	2018
April	348	286
May	1,031	1,245
June	1,647	1,992
July	2,280	3,032
August	3,151	3,889
September	4,235	4,850
October	5,012	6,049
November	5,704	7,035
December	6,361	7,981
January	7,318	8,699
February	8,358	9,978
March	9,498	11,135
April	9,907	
May	9,958	
June	10,000	

QUALITY

	Quantity	Base Number	Contract	AT	Region	England
% of FP17s for the same patient ID Re-attending within 3 months - Children	44	694	6.3%	10.0%	11.5%	11.9%
% of FP17s for the same patient ID Re-attending within 3 months - Adults	514	3,832	13.4%	15.8%	16.8%	16.0%
% of FP17s for the same patient ID Re-attending between 3 & 9 months - Children	316	694	45.5%	47.3%	47.7%	58.3%
% of FP17s for the same patient ID Re-attending between 3 & 9 months - Adults	945	3,832	24.7%	37.5%	38.2%	50.3%
% of FP17s for Band 1 Urgent Courses	667	4,341	15.4%	10.9%	10.6%	9.1%
% of FP17s Relating to Free Repair or Replacements	69	4,341	1.6%	0.5%	0.6%	0.8%
% of FP17s Relating to Continuations	22	4,341	0.5%	0.6%	0.8%	1.0%
% of Patients satisfied with the dentistry they have received	2	2	N/A	87.9%	89.3%	91.5%
% of Patients satisfied with the time they had to wait for an appointment	0	2	N/A	83.3%	84.4%	87.9%

* This is based on patients treated on this contract for their most recent course of treatment. Figures in italics indicate the base number of FP17s or Patient Questionnaire responses are less than 100. N/A is shown where the base number of responses is less than 10 during the period. % is calculated as Quantity/Base number*100

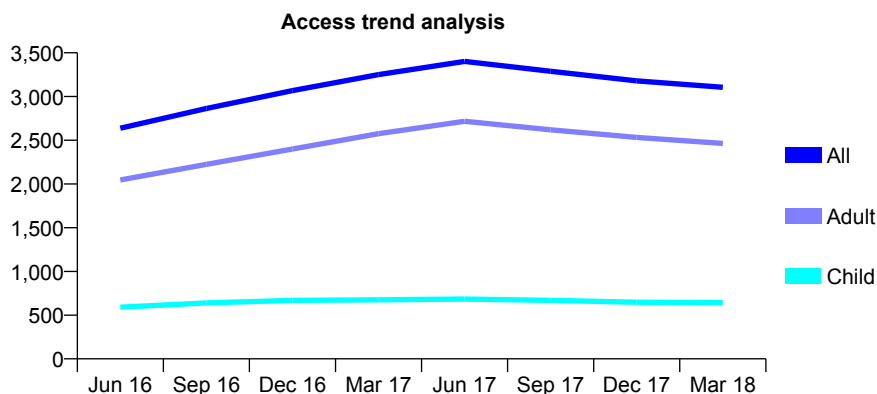
Q62 - Vital Signs At a Glance Contract Report for 141771/0001 - March 2018

Name or company name	Armytage Dental Practice
Contract type name	GDS Contract
Purpose of contract	General
Contract start date	01/07/2015
Contract end date	

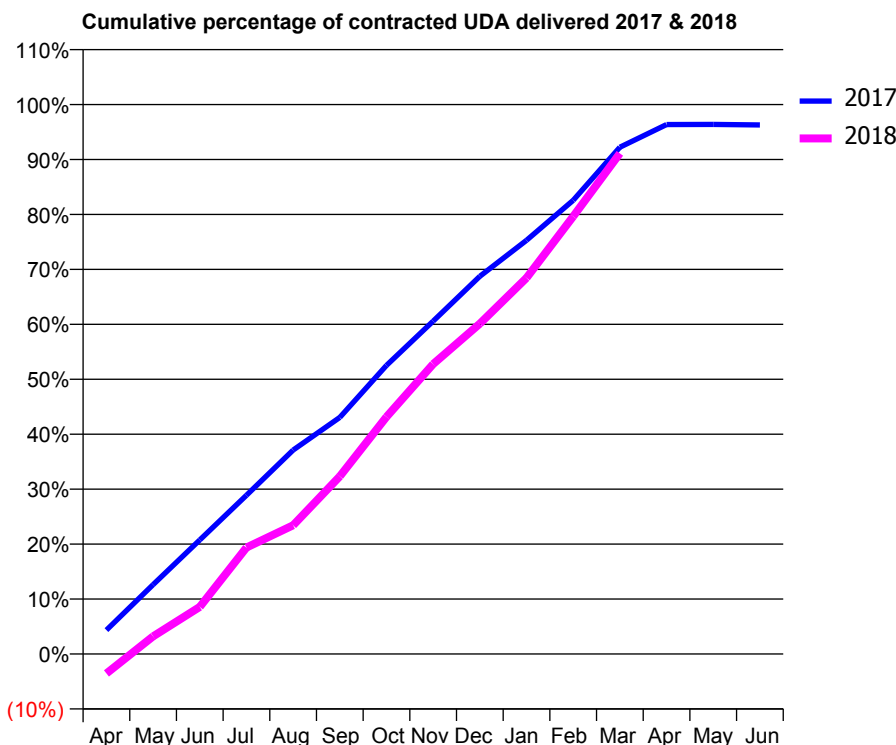
17/18 Contracted general activity (UDA)	11,529
Carry forward general activity (UDA)	430
17/18 Contracted orthodontic activity (UOA)	0
Carry forward orthodontic activity (UOA)	0
Baseline contract value	£347,181.41

ACCESS*

Patients seen in 24 months	Total	Change since previous quarter
Quarter ending March 2017	3,250	
Quarter ending June 2017	3,401	↑
Quarter ending September 2017	3,289	↓
Quarter ending December 2017	3,179	↓
Quarter ending March 2018	3,106	↓
Variance since March 2017	(4.4%)	↓



ACTIVITY



Month	Adjusted Scheduled Activity (UDA)	
	2017	2018
April	501	-409
May	1,457	371
June	2,394	988
July	3,330	2,235
August	4,280	2,700
September	4,965	3,727
October	6,055	4,976
November	6,985	6,085
December	7,924	6,930
January	8,680	7,890
February	9,520	9,182
March	10,632	10,503
April	11,107	
May	11,110	
June	11,099	

QUALITY

	Quantity	Base Number	Contract	AT	Region	England
% of FP17s for the same patient ID Re-attending within 3 months - Children	42	776	5.4%	10.0%	11.5%	11.9%
% of FP17s for the same patient ID Re-attending within 3 months - Adults	194	2,316	8.4%	15.8%	16.8%	16.0%
% of FP17s for the same patient ID Re-attending between 3 & 9 months - Children	286	776	36.9%	47.3%	47.7%	58.3%
% of FP17s for the same patient ID Re-attending between 3 & 9 months - Adults	701	2,316	30.3%	37.5%	38.2%	50.3%
% of FP17s for Band 1 Urgent Courses	209	2,976	7.0%	10.9%	10.6%	9.1%
% of FP17s Relating to Free Repair or Replacements	38	2,976	1.3%	0.5%	0.6%	0.8%
% of FP17s Relating to Continuations	25	2,976	0.8%	0.6%	0.8%	1.0%
% of Patients satisfied with the dentistry they have received	6	8	N/A	87.9%	89.3%	91.5%
% of Patients satisfied with the time they had to wait for an appointment	5	8	N/A	83.3%	84.4%	87.9%

* This is based on patients treated on this contract for their most recent course of treatment. Figures in italics indicate the base number of FP17s or Patient Questionnaire responses are less than 100. N/A is shown where the base number of responses is less than 10 during the period. % is calculated as Quantity/Base number*100

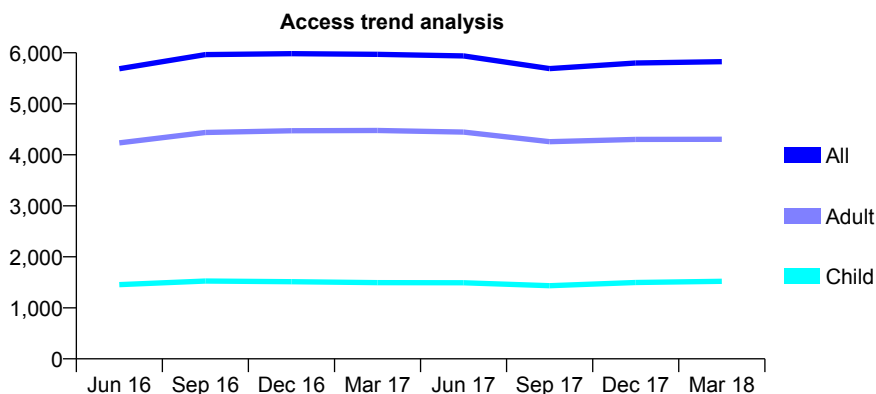
Q62 - Vital Signs At a Glance Contract Report for 142042/0001 - March 2018

Name or company name	Dr M Patel and Dr S Patel
Contract type name	GDS Contract
Purpose of contract	General
Contract start date	31/10/2014
Contract end date	

17/18 Contracted general activity (UDA)	16,272
Carry forward general activity (UDA)	65
17/18 Contracted orthodontic activity (UOA)	0
Carry forward orthodontic activity (UOA)	0
Baseline contract value	£466,020.19

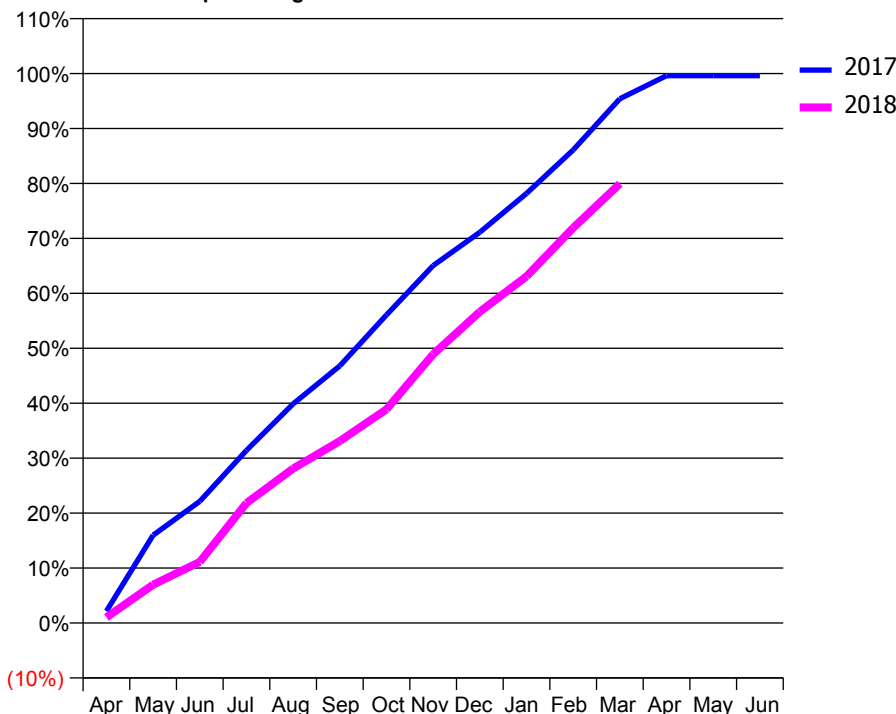
ACCESS*

Patients seen in 24 months	Total	Change since previous quarter
Quarter ending March 2017	5,969	
Quarter ending June 2017	5,938	→
Quarter ending September 2017	5,690	↓
Quarter ending December 2017	5,800	→
Quarter ending March 2018	5,826	→
Variance since March 2017	(2.4%)	↓



ACTIVITY

Cumulative percentage of contracted UDA delivered 2017 & 2018



Month	Adjusted Scheduled Activity (UDA)	
	2017	2018
April	352	167
May	2,599	1,134
June	3,601	1,809
July	5,113	3,550
August	6,491	4,576
September	7,616	5,386
October	9,123	6,329
November	10,585	7,960
December	11,573	9,219
January	12,721	10,266
February	14,006	11,702
March	15,525	13,009
April	16,206	
May	16,206	
June	16,207	

QUALITY

	Quantity	Base Number	Contract	AT	Region	England
% of FP17s for the same patient ID Re-attending within 3 months - Children	98	1,819	5.4%	10.0%	11.5%	11.9%
% of FP17s for the same patient ID Re-attending within 3 months - Adults	495	4,607	10.7%	15.8%	16.8%	16.0%
% of FP17s for the same patient ID Re-attending between 3 & 9 months - Children	912	1,819	50.1%	47.3%	47.7%	58.3%
% of FP17s for the same patient ID Re-attending between 3 & 9 months - Adults	1,962	4,607	42.6%	37.5%	38.2%	50.3%
% of FP17s for Band 1 Urgent Courses	395	5,581	7.1%	10.9%	10.6%	9.1%
% of FP17s Relating to Free Repair or Replacements	27	5,581	0.5%	0.5%	0.6%	0.8%
% of FP17s Relating to Continuations	9	5,581	0.2%	0.6%	0.8%	1.0%
% of Patients satisfied with the dentistry they have received	3	3	N/A	87.9%	89.3%	91.5%
% of Patients satisfied with the time they had to wait for an appointment	2	3	N/A	83.3%	84.4%	87.9%

* This is based on patients treated on this contract for their most recent course of treatment. Figures in italics indicate the base number of FP17s or Patient Questionnaire responses are less than 100. N/A is shown where the base number of responses is less than 10 during the period. % is calculated as Quantity/Base number*100

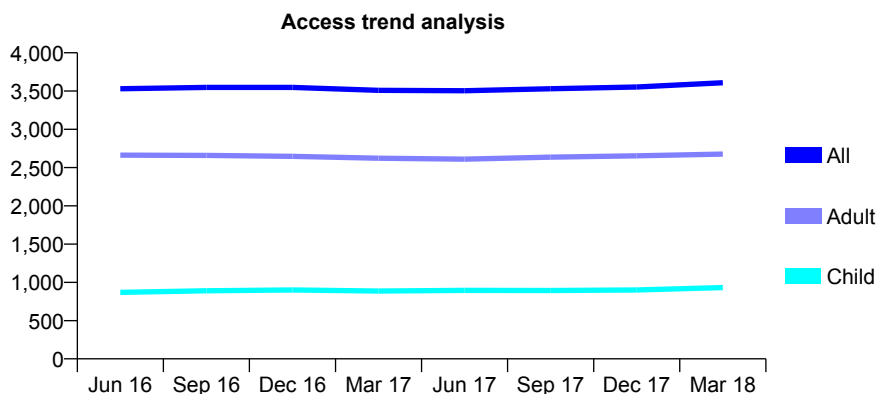
Q62 - Vital Signs At a Glance Contract Report for 142468/0001 - March 2018

Name or company name	Hill View Dental Practice Limited
Contract type name	GDS Contract
Purpose of contract	General
Contract start date	09/06/2010
Contract end date	

17/18 Contracted general activity (UDA)	12,029
Carry forward general activity (UDA)	155
17/18 Contracted orthodontic activity (UOA)	0
Carry forward orthodontic activity (UOA)	0
Baseline contract value	£313,442.41

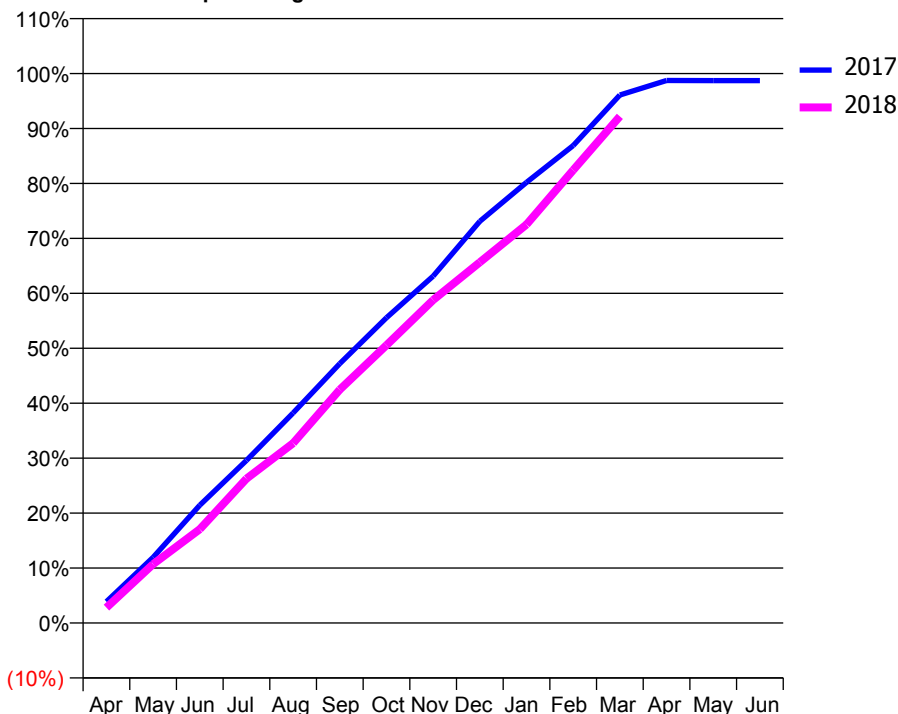
ACCESS*

Patients seen in 24 months	Total	Change since previous quarter
Quarter ending March 2017	3,509	
Quarter ending June 2017	3,505	→
Quarter ending September 2017	3,531	→
Quarter ending December 2017	3,553	→
Quarter ending March 2018	3,608	→
Variance since March 2017	2.8%	↑



ACTIVITY

Cumulative percentage of contracted UDA delivered 2017 & 2018



Month	Adjusted Scheduled Activity (UDA)	
	2017	2018
April	468	337
May	1,438	1,290
June	2,579	2,055
July	3,560	3,160
August	4,598	3,937
September	5,679	5,109
October	6,684	6,082
November	7,594	7,071
December	8,795	7,897
January	9,646	8,722
February	10,451	9,915
March	11,559	11,090
April	11,875	
May	11,874	
June	11,874	

QUALITY

	Quantity	Base Number	Contract	AT	Region	England
% of FP17s for the same patient ID Re-attending within 3 months - Children	82	1,400	5.9%	10.0%	11.5%	11.9%
% of FP17s for the same patient ID Re-attending within 3 months - Adults	515	4,117	12.5%	15.8%	16.8%	16.0%
% of FP17s for the same patient ID Re-attending between 3 & 9 months - Children	826	1,400	59.0%	47.3%	47.7%	58.3%
% of FP17s for the same patient ID Re-attending between 3 & 9 months - Adults	2,555	4,117	62.1%	37.5%	38.2%	50.3%
% of FP17s for Band 1 Urgent Courses	414	5,327	7.8%	10.9%	10.6%	9.1%
% of FP17s Relating to Free Repair or Replacements	24	5,327	0.5%	0.5%	0.6%	0.8%
% of FP17s Relating to Continuations	11	5,327	0.2%	0.6%	0.8%	1.0%
% of Patients satisfied with the dentistry they have received	7	7	N/A	87.9%	89.3%	91.5%
% of Patients satisfied with the time they had to wait for an appointment	7	7	N/A	83.3%	84.4%	87.9%

* This is based on patients treated on this contract for their most recent course of treatment. Figures in italics indicate the base number of FP17s or Patient Questionnaire responses are less than 100. N/A is shown where the base number of responses is less than 10 during the period. % is calculated as Quantity/Base number*100

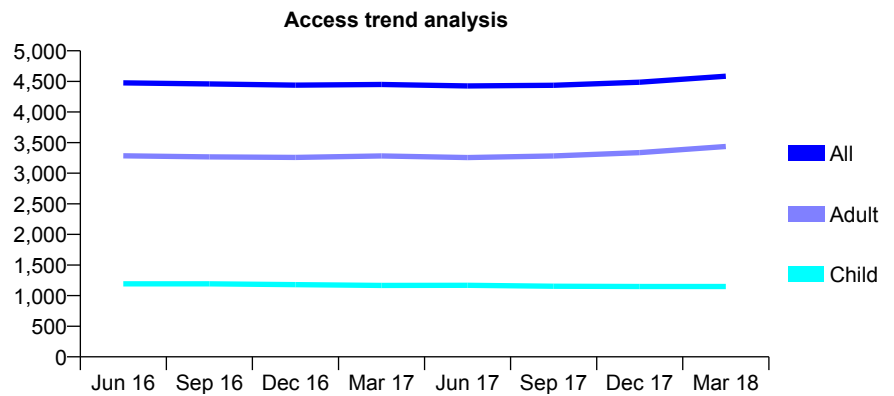
Q62 - Vital Signs At a Glance Contract Report for 142964/0001 - March 2018

Name or company name	The Bush Dental Clinic
Contract type name	GDS Contract
Purpose of contract	General
Contract start date	01/04/2011
Contract end date	

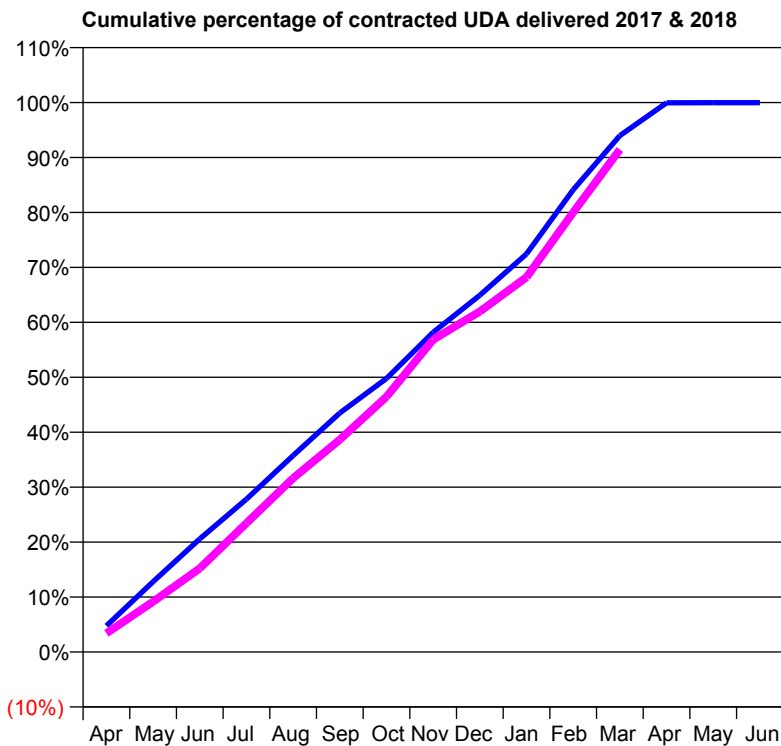
17/18 Contracted general activity (UDA)	12,840
Carry forward general activity (UDA)	5
17/18 Contracted orthodontic activity (UOA)	0
Carry forward orthodontic activity (UOA)	0
Baseline contract value	£453,133.93

ACCESS*

Patients seen in 24 months	Total	Change since previous quarter
Quarter ending March 2017	4,449	
Quarter ending June 2017	4,425	→
Quarter ending September 2017	4,437	→
Quarter ending December 2017	4,487	→
Quarter ending March 2018	4,586	↑
Variance since March 2017	3.1%	↑



ACTIVITY



Month	Adjusted Scheduled Activity (UDA)	
	2017	2018
April	613	436
May	1,645	1,176
June	2,643	1,955
July	3,573	3,011
August	4,590	4,063
September	5,584	4,963
October	6,394	5,965
November	7,470	7,299
December	8,338	7,958
January	9,302	8,757
February	10,802	10,272
March	12,067	11,742
April	12,834	
May	12,835	
June	12,835	

QUALITY

	Quantity	Base Number	Contract	AT	Region	England
% of FP17s for the same patient ID Re-attending within 3 months - Children	105	1,641	6.4%	10.0%	11.5%	11.9%
% of FP17s for the same patient ID Re-attending within 3 months - Adults	616	4,332	14.2%	15.8%	16.8%	16.0%
% of FP17s for the same patient ID Re-attending between 3 & 9 months - Children	961	1,641	58.6%	47.3%	47.7%	58.3%
% of FP17s for the same patient ID Re-attending between 3 & 9 months - Adults	1,904	4,332	44.0%	37.5%	38.2%	50.3%
% of FP17s for Band 1 Urgent Courses	599	5,694	10.5%	10.9%	10.6%	9.1%
% of FP17s Relating to Free Repair or Replacements	18	5,694	0.3%	0.5%	0.6%	0.8%
% of FP17s Relating to Continuations	11	5,694	0.2%	0.6%	0.8%	1.0%
% of Patients satisfied with the dentistry they have received	3	4	N/A	87.9%	89.3%	91.5%
% of Patients satisfied with the time they had to wait for an appointment	4	4	N/A	83.3%	84.4%	87.9%

* This is based on patients treated on this contract for their most recent course of treatment. Figures in italics indicate the base number of FP17s or Patient Questionnaire responses are less than 100. N/A is shown where the base number of responses is less than 10 during the period. % is calculated as Quantity/Base number*100

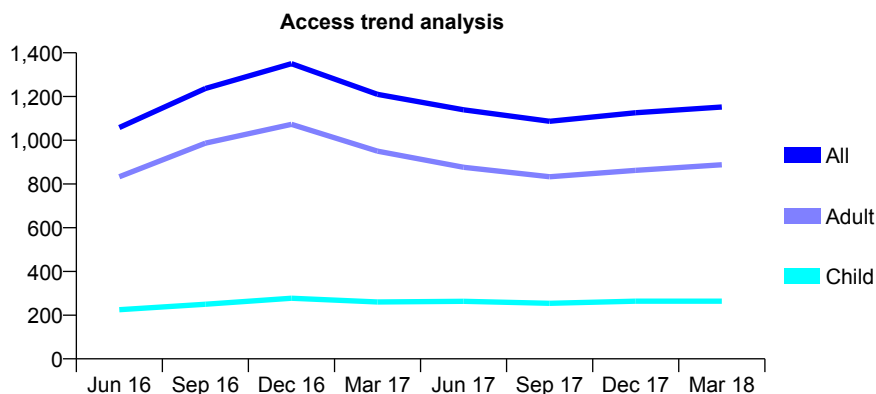
Q62 - Vital Signs At a Glance Contract Report for 143774/0001 - March 2018

Name or company name	Dr J Jeyaseelan & Dr A Thanki
Contract type name	GDS Contract
Purpose of contract	General
Contract start date	01/12/2014
Contract end date	

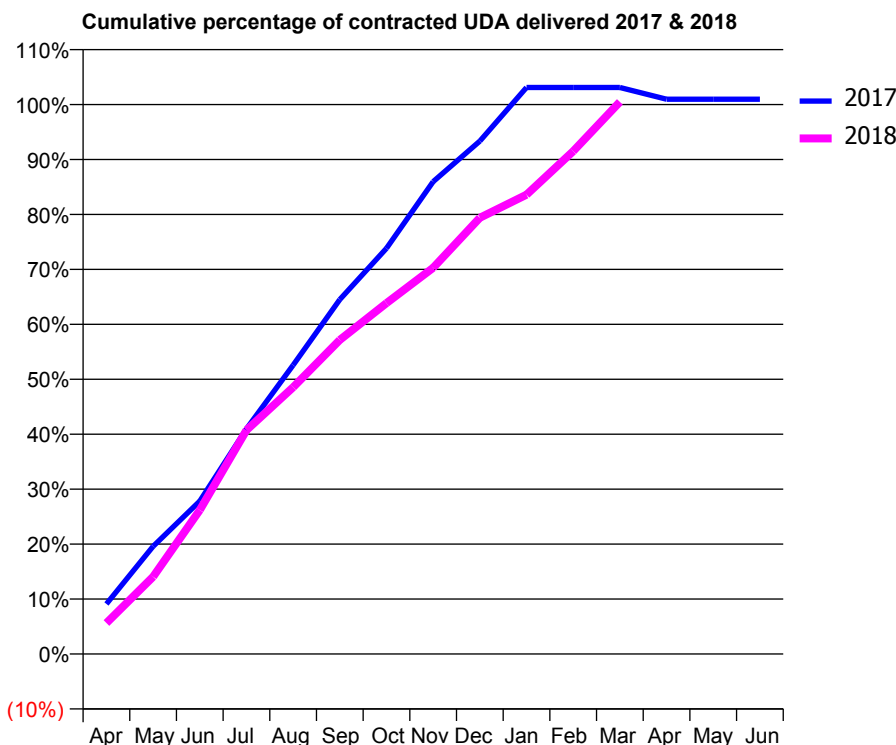
17/18 Contracted general activity (UDA)	3,957
Carry forward general activity (UDA)	-38
17/18 Contracted orthodontic activity (UOA)	0
Carry forward orthodontic activity (UOA)	0
Baseline contract value	£123,107.48

ACCESS*

Patients seen in 24 months	Total	Change since previous quarter
Quarter ending March 2017	1,210	
Quarter ending June 2017	1,139	↓
Quarter ending September 2017	1,087	↓
Quarter ending December 2017	1,126	↑
Quarter ending March 2018	1,152	↑
Variance since March 2017	(4.8%)	↓



ACTIVITY



Month	Adjusted Scheduled Activity (UDA)	
	2017	2018
April	360	223
May	776	556
June	1,101	1,037
July	1,621	1,612
August	2,081	1,921
September	2,553	2,262
October	2,921	2,527
November	3,401	2,781
December	3,693	3,141
January	4,079	3,308
February	4,079	3,621
March	4,079	3,976
April	3,995	
May	3,995	
June	3,995	

QUALITY

	Quantity	Base Number	Contract	AT	Region	England
% of FP17s for the same patient ID Re-attending within 3 months - Children	5	328	1.5%	10.0%	11.5%	11.9%
% of FP17s for the same patient ID Re-attending within 3 months - Adults	39	844	4.6%	15.8%	16.8%	16.0%
% of FP17s for the same patient ID Re-attending between 3 & 9 months - Children	142	328	43.3%	47.3%	47.7%	58.3%
% of FP17s for the same patient ID Re-attending between 3 & 9 months - Adults	257	844	30.5%	37.5%	38.2%	50.3%
% of FP17s for Band 1 Urgent Courses	25	1,178	2.1%	10.9%	10.6%	9.1%
% of FP17s Relating to Free Repair or Replacements	0	1,178	0.0%	0.5%	0.6%	0.8%
% of FP17s Relating to Continuations	0	1,178	0.0%	0.6%	0.8%	1.0%
% of Patients satisfied with the dentistry they have received	0	0	N/A	87.9%	89.3%	91.5%
% of Patients satisfied with the time they had to wait for an appointment	0	0	N/A	83.3%	84.4%	87.9%

* This is based on patients treated on this contract for their most recent course of treatment. Figures in italics indicate the base number of FP17s or Patient Questionnaire responses are less than 100. N/A is shown where the base number of responses is less than 10 during the period. % is calculated as Quantity/Base number*100

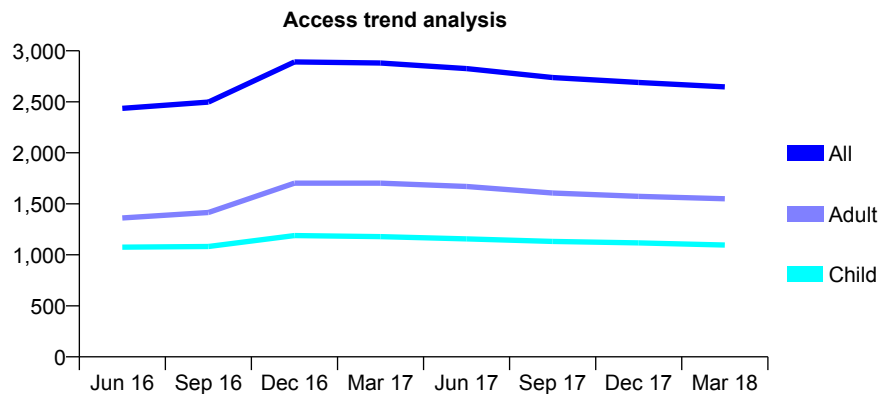
Q62 - Vital Signs At a Glance Contract Report for 144843/0001 - March 2018

Name or company name	Dr Jeff Sherer and Dr Larry Levin
Contract type name	GDS Contract
Purpose of contract	General
Contract start date	01/12/2014
Contract end date	

17/18 Contracted general activity (UDA)	7,313
Carry forward general activity (UDA)	274
17/18 Contracted orthodontic activity (UOA)	0
Carry forward orthodontic activity (UOA)	0
Baseline contract value	£178,860.78

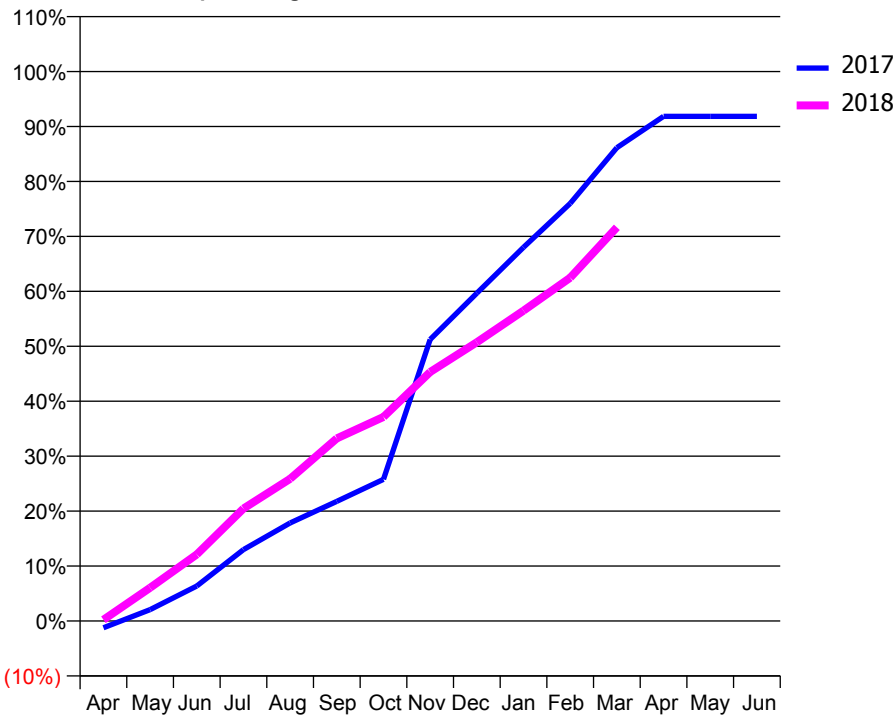
ACCESS*

Patients seen in 24 months	Total	Change since previous quarter
Quarter ending March 2017	2,881	
Quarter ending June 2017	2,826	↓
Quarter ending September 2017	2,738	↓
Quarter ending December 2017	2,690	↓
Quarter ending March 2018	2,646	↓
Variance since March 2017	(8.2%)	↓



ACTIVITY

Cumulative percentage of contracted UDA delivered 2017 & 2018



Month	Adjusted Scheduled Activity (UDA)	
	2017	2018
April	-91	17
May	151	443
June	466	886
July	950	1,497
August	1,304	1,893
September	1,593	2,431
October	1,886	2,716
November	3,747	3,313
December	4,363	3,710
January	4,973	4,131
February	5,558	4,568
March	6,299	5,239
April	6,716	
May	6,716	
June	6,716	

QUALITY

	Quantity	Base Number	Contract	AT	Region	England
% of FP17s for the same patient ID Re-attending within 3 months - Children	130	1,467	8.9%	10.0%	11.5%	11.9%
% of FP17s for the same patient ID Re-attending within 3 months - Adults	252	1,552	16.2%	15.8%	16.8%	16.0%
% of FP17s for the same patient ID Re-attending between 3 & 9 months - Children	719	1,467	49.0%	47.3%	47.7%	58.3%
% of FP17s for the same patient ID Re-attending between 3 & 9 months - Adults	624	1,552	40.2%	37.5%	38.2%	50.3%
% of FP17s for Band 1 Urgent Courses	299	2,822	10.6%	10.9%	10.6%	9.1%
% of FP17s Relating to Free Repair or Replacements	12	2,822	0.4%	0.5%	0.6%	0.8%
% of FP17s Relating to Continuations	62	2,822	2.2%	0.6%	0.8%	1.0%
% of Patients satisfied with the dentistry they have received	5	5	N/A	87.9%	89.3%	91.5%
% of Patients satisfied with the time they had to wait for an appointment	5	5	N/A	83.3%	84.4%	87.9%

* This is based on patients treated on this contract for their most recent course of treatment. Figures in italics indicate the base number of FP17s or Patient Questionnaire responses are less than 100. N/A is shown where the base number of responses is less than 10 during the period. % is calculated as Quantity/Base number*100

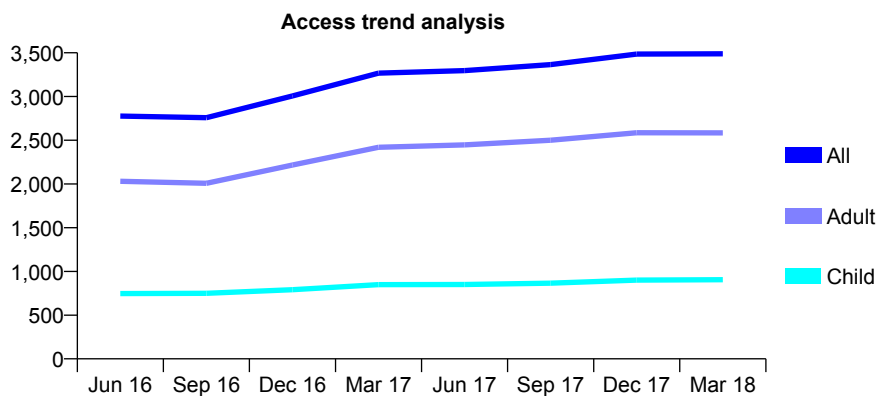
Q62 - Vital Signs At a Glance Contract Report for 145173/0001 - March 2018

Name or company name	Dr. B.C. Khuroya & Dr. R. Majithia
Contract type name	GDS Contract
Purpose of contract	General
Contract start date	01/04/2013
Contract end date	

17/18 Contracted general activity (UDA)	6,470
Carry forward general activity (UDA)	-129
17/18 Contracted orthodontic activity (UOA)	0
Carry forward orthodontic activity (UOA)	0
Baseline contract value	£155,687.33

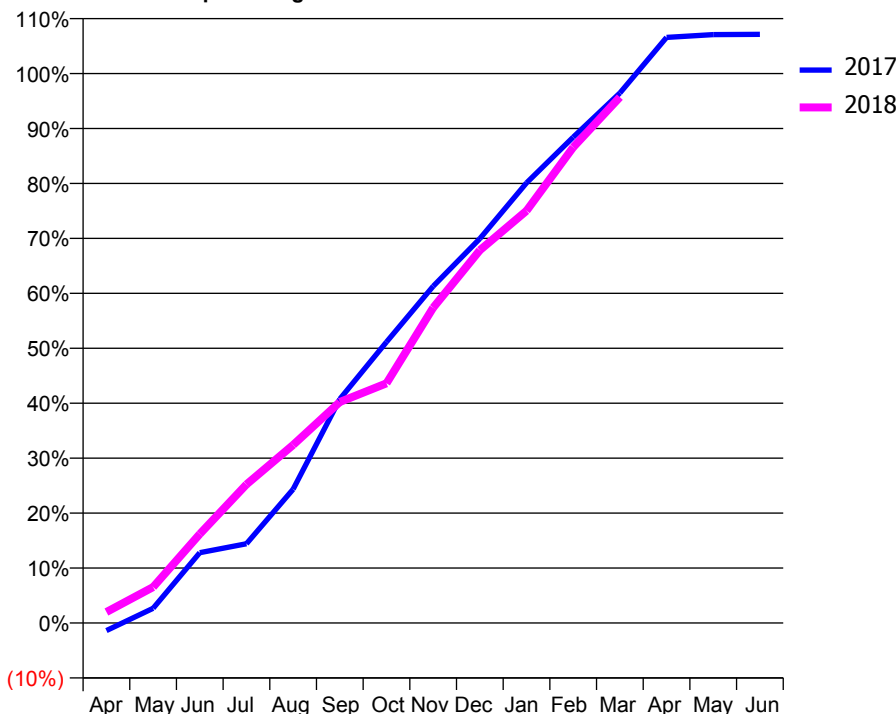
ACCESS*

Patients seen in 24 months	Total	Change since previous quarter
Quarter ending March 2017	3,268	
Quarter ending June 2017	3,297	→
Quarter ending September 2017	3,365	↑
Quarter ending December 2017	3,485	↑
Quarter ending March 2018	3,489	→
Variance since March 2017	6.8%	↑



ACTIVITY

Cumulative percentage of contracted UDA delivered 2017 & 2018



Month	Adjusted Scheduled Activity (UDA)	
	2017	2018
April	-91	129
May	173	424
June	828	1,048
July	934	1,632
August	1,576	2,097
September	2,637	2,602
October	3,310	2,822
November	3,965	3,712
December	4,525	4,389
January	5,181	4,853
February	5,721	5,601
March	6,241	6,191
April	6,895	
May	6,928	
June	6,931	

QUALITY

	Quantity	Base Number	Contract	AT	Region	England
% of FP17s for the same patient ID Re-attending within 3 months - Children	74	902	8.2%	10.0%	11.5%	11.9%
% of FP17s for the same patient ID Re-attending within 3 months - Adults	394	2,428	16.2%	15.8%	16.8%	16.0%
% of FP17s for the same patient ID Re-attending between 3 & 9 months - Children	252	902	27.9%	47.3%	47.7%	58.3%
% of FP17s for the same patient ID Re-attending between 3 & 9 months - Adults	514	2,428	21.2%	37.5%	38.2%	50.3%
% of FP17s for Band 1 Urgent Courses	515	2,471	20.8%	10.9%	10.6%	9.1%
% of FP17s Relating to Free Repair or Replacements	9	2,471	0.4%	0.5%	0.6%	0.8%
% of FP17s Relating to Continuations	10	2,471	0.4%	0.6%	0.8%	1.0%
% of Patients satisfied with the dentistry they have received	3	4	N/A	87.9%	89.3%	91.5%
% of Patients satisfied with the time they had to wait for an appointment	4	4	N/A	83.3%	84.4%	87.9%

* This is based on patients treated on this contract for their most recent course of treatment. Figures in italics indicate the base number of FP17s or Patient Questionnaire responses are less than 100. N/A is shown where the base number of responses is less than 10 during the period. % is calculated as Quantity/Base number*100

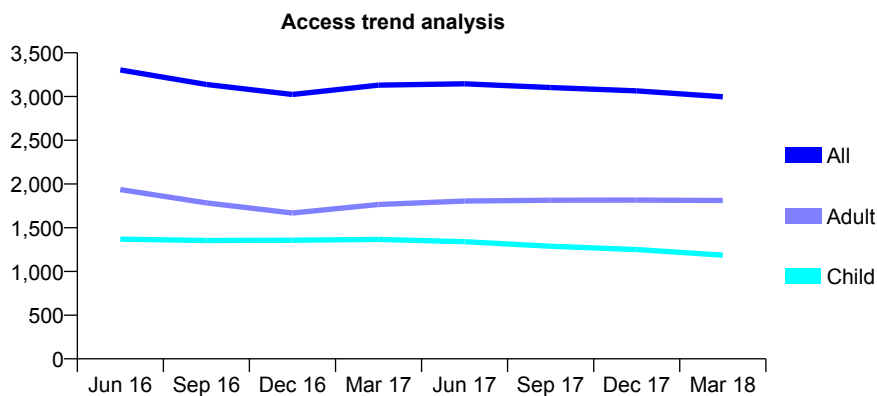
Q62 - Vital Signs At a Glance Contract Report for 147028/0001 - March 2018

Name or company name	Rose Garden Dental Practice
Contract type name	GDS Contract
Purpose of contract	General
Contract start date	01/09/2010
Contract end date	

17/18 Contracted general activity (UDA)	5,672
Carry forward general activity (UDA)	0
17/18 Contracted orthodontic activity (UOA)	0
Carry forward orthodontic activity (UOA)	0
Baseline contract value	£159,143.63

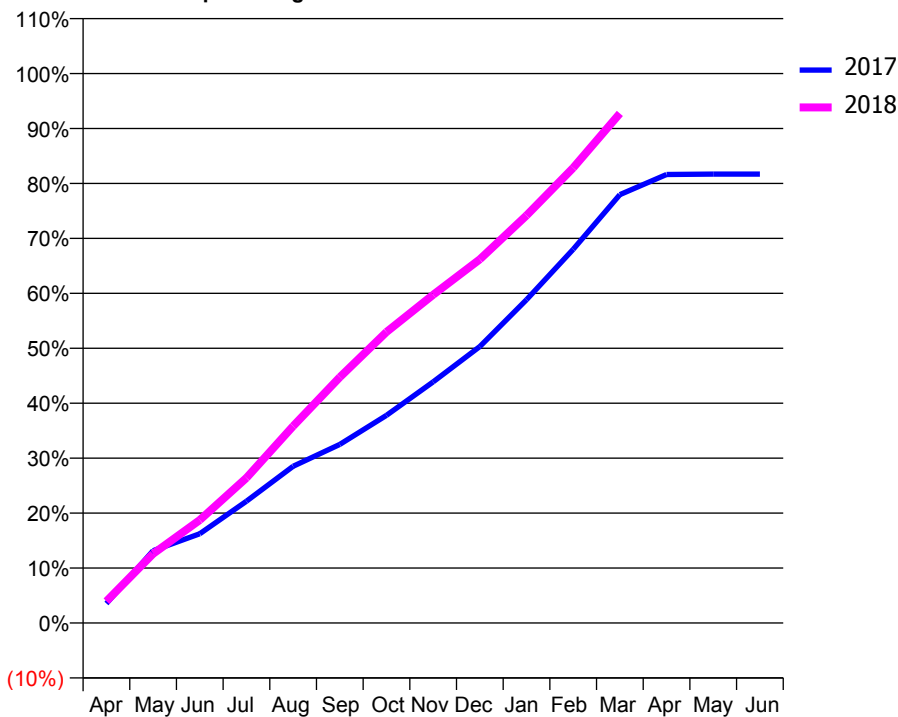
ACCESS*

Patients seen in 24 months	Total	Change since previous quarter
Quarter ending March 2017	3,130	
Quarter ending June 2017	3,145	→
Quarter ending September 2017	3,102	↓
Quarter ending December 2017	3,065	↓
Quarter ending March 2018	2,997	↓
Variance since March 2017	(4.2%)	↓



ACTIVITY

Cumulative percentage of contracted UDA delivered 2017 & 2018



Month	Adjusted Scheduled Activity (UDA)	
	2017	2018
April	202	226
May	746	715
June	922	1,063
July	1,257	1,498
August	1,618	2,032
September	1,844	2,537
October	2,144	3,004
November	2,489	3,388
December	2,854	3,754
January	3,337	4,207
February	3,858	4,698
March	4,421	5,260
April	4,630	
May	4,634	
June	4,634	

QUALITY

	Quantity	Base Number	Contract	AT	Region	England
% of FP17s for the same patient ID Re-attending within 3 months - Children	80	1,428	5.6%	10.0%	11.5%	11.9%
% of FP17s for the same patient ID Re-attending within 3 months - Adults	174	1,708	10.2%	15.8%	16.8%	16.0%
% of FP17s for the same patient ID Re-attending between 3 & 9 months - Children	627	1,428	43.9%	47.3%	47.7%	58.3%
% of FP17s for the same patient ID Re-attending between 3 & 9 months - Adults	438	1,708	25.6%	37.5%	38.2%	50.3%
% of FP17s for Band 1 Urgent Courses	230	2,285	10.1%	10.9%	10.6%	9.1%
% of FP17s Relating to Free Repair or Replacements	1	2,285	0.0%	0.5%	0.6%	0.8%
% of FP17s Relating to Continuations	6	2,285	0.3%	0.6%	0.8%	1.0%
% of Patients satisfied with the dentistry they have received	0	1	N/A	87.9%	89.3%	91.5%
% of Patients satisfied with the time they had to wait for an appointment	0	1	N/A	83.3%	84.4%	87.9%

* This is based on patients treated on this contract for their most recent course of treatment. Figures in italics indicate the base number of FP17s or Patient Questionnaire responses are less than 100. N/A is shown where the base number of responses is less than 10 during the period. % is calculated as Quantity/Base number*100

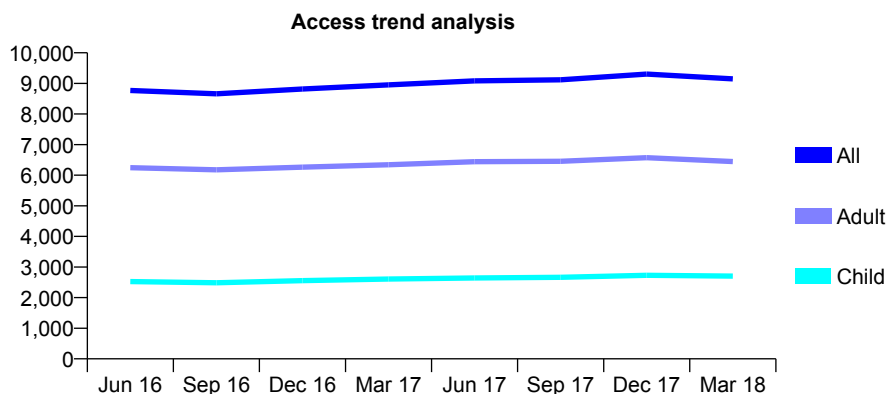
Q62 - Vital Signs At a Glance Contract Report for 148997/0001 - March 2018

Name or company name	Dr.S.B.Radia and Dr.P.Vaid
Contract type name	GDS Contract
Purpose of contract	General
Contract start date	01/11/2012
Contract end date	

17/18 Contracted general activity (UDA)	25,115
Carry forward general activity (UDA)	628
17/18 Contracted orthodontic activity (UOA)	0
Carry forward orthodontic activity (UOA)	0
Baseline contract value	£729,632.22

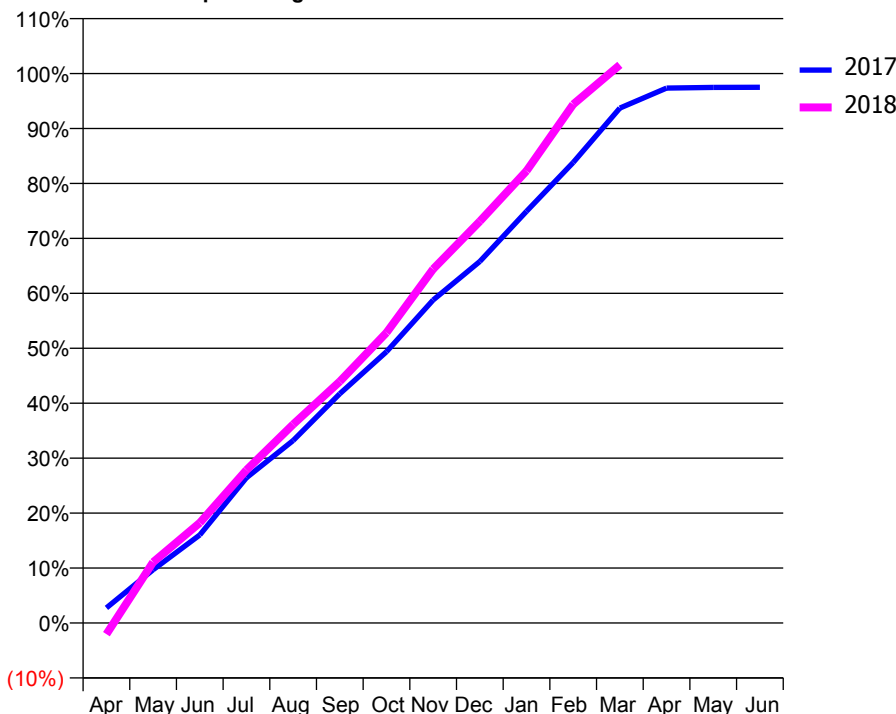
ACCESS*

Patients seen in 24 months	Total	Change since previous quarter
Quarter ending March 2017	8,952	
Quarter ending June 2017	9,083	→
Quarter ending September 2017	9,117	→
Quarter ending December 2017	9,303	↑
Quarter ending March 2018	9,150	↓
Variance since March 2017	2.2%	↑



ACTIVITY

Cumulative percentage of contracted UDA delivered 2017 & 2018



Month	Adjusted Scheduled Activity (UDA)	
	2017	2018
April	691	-514
May	2,437	2,782
June	4,024	4,583
July	6,638	6,993
August	8,341	9,077
September	10,483	11,038
October	12,400	13,269
November	14,764	16,177
December	16,527	18,362
January	18,817	20,665
February	21,049	23,705
March	23,534	25,507
April	24,447	
May	24,481	
June	24,487	

QUALITY

	Quantity	Base Number	Contract	AT	Region	England
% of FP17s for the same patient ID Re-attending within 3 months - Children	288	4,031	7.1%	10.0%	11.5%	11.9%
% of FP17s for the same patient ID Re-attending within 3 months - Adults	968	7,743	12.5%	15.8%	16.8%	16.0%
% of FP17s for the same patient ID Re-attending between 3 & 9 months - Children	2,309	4,031	57.3%	47.3%	47.7%	58.3%
% of FP17s for the same patient ID Re-attending between 3 & 9 months - Adults	3,525	7,743	45.5%	37.5%	38.2%	50.3%
% of FP17s for Band 1 Urgent Courses	874	10,907	8.0%	10.9%	10.6%	9.1%
% of FP17s Relating to Free Repair or Replacements	64	10,907	0.6%	0.5%	0.6%	0.8%
% of FP17s Relating to Continuations	21	10,907	0.2%	0.6%	0.8%	1.0%
% of Patients satisfied with the dentistry they have received	10	11	90.9%	87.9%	89.3%	91.5%
% of Patients satisfied with the time they had to wait for an appointment	9	11	81.8%	83.3%	84.4%	87.9%

* This is based on patients treated on this contract for their most recent course of treatment. Figures in italics indicate the base number of FP17s or Patient Questionnaire responses are less than 100. N/A is shown where the base number of responses is less than 10 during the period. % is calculated as Quantity/Base number*100

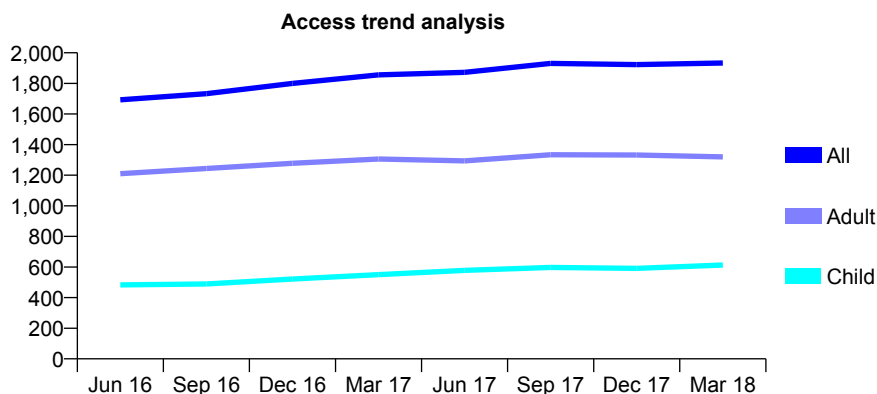
Q62 - Vital Signs At a Glance Contract Report for 150355/0001 - March 2018

Name or company name	Dr Sapneel Patel, and Dr. Cynthia Patel
Contract type name	GDS Contract
Purpose of contract	General
Contract start date	01/11/2013
Contract end date	

17/18 Contracted general activity (UDA)	3,975
Carry forward general activity (UDA)	-24
17/18 Contracted orthodontic activity (UOA)	0
Carry forward orthodontic activity (UOA)	0
Baseline contract value	£102,382.01

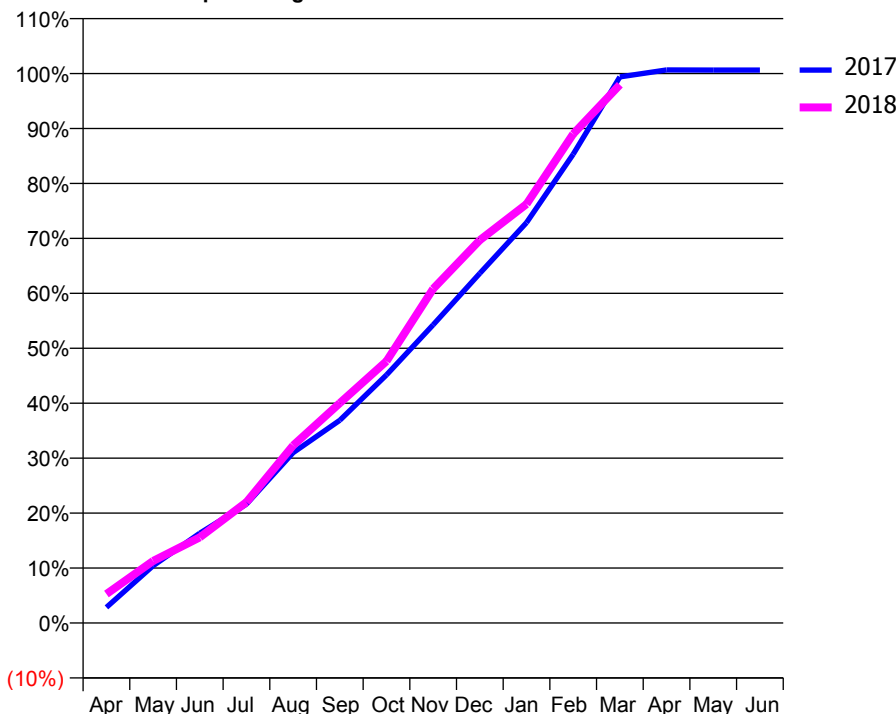
ACCESS*

Patients seen in 24 months	Total	Change since previous quarter
Quarter ending March 2017	1,856	
Quarter ending June 2017	1,872	→
Quarter ending September 2017	1,931	↑
Quarter ending December 2017	1,923	→
Quarter ending March 2018	1,933	→
Variance since March 2017	4.1%	↑



ACTIVITY

Cumulative percentage of contracted UDA delivered 2017 & 2018



Month	Adjusted Scheduled Activity (UDA)	
	2017	2018
April	113	210
May	414	449
June	649	620
July	860	874
August	1,232	1,284
September	1,467	1,592
October	1,795	1,894
November	2,158	2,418
December	2,530	2,769
January	2,896	3,031
February	3,391	3,537
March	3,950	3,893
April	4,000	
May	3,999	
June	3,999	

QUALITY

	Quantity	Base Number	Contract	AT	Region	England
% of FP17s for the same patient ID Re-attending within 3 months - Children	67	905	7.4%	10.0%	11.5%	11.9%
% of FP17s for the same patient ID Re-attending within 3 months - Adults	116	1,341	8.7%	15.8%	16.8%	16.0%
% of FP17s for the same patient ID Re-attending between 3 & 9 months - Children	540	905	59.7%	47.3%	47.7%	58.3%
% of FP17s for the same patient ID Re-attending between 3 & 9 months - Adults	585	1,341	43.6%	37.5%	38.2%	50.3%
% of FP17s for Band 1 Urgent Courses	101	1,704	5.9%	10.9%	10.6%	9.1%
% of FP17s Relating to Free Repair or Replacements	11	1,704	0.6%	0.5%	0.6%	0.8%
% of FP17s Relating to Continuations	3	1,704	0.2%	0.6%	0.8%	1.0%
% of Patients satisfied with the dentistry they have received	3	3	N/A	87.9%	89.3%	91.5%
% of Patients satisfied with the time they had to wait for an appointment	1	3	N/A	83.3%	84.4%	87.9%

* This is based on patients treated on this contract for their most recent course of treatment. Figures in italics indicate the base number of FP17s or Patient Questionnaire responses are less than 100. N/A is shown where the base number of responses is less than 10 during the period. % is calculated as Quantity/Base number*100

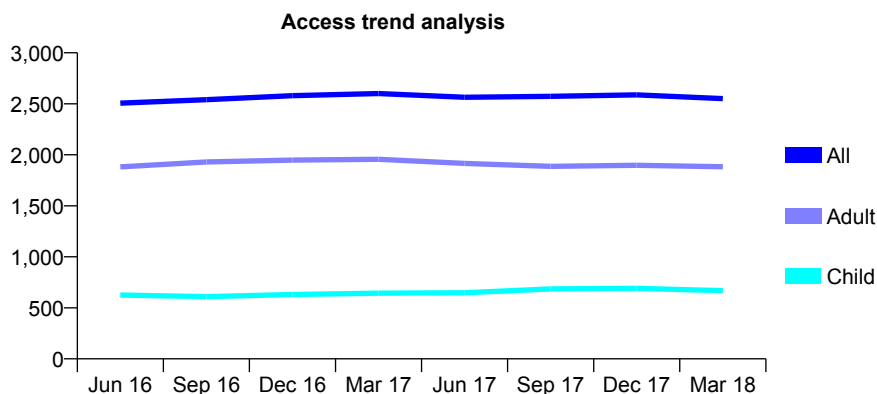
Q62 - Vital Signs At a Glance Contract Report for 153494/0001 - March 2018

Name or company name	Berkeley Dental Practice
Contract type name	GDS Contract
Purpose of contract	General
Contract start date	13/06/2011
Contract end date	

17/18 Contracted general activity (UDA)	8,420
Carry forward general activity (UDA)	-168
17/18 Contracted orthodontic activity (UOA)	0
Carry forward orthodontic activity (UOA)	0
Baseline contract value	£257,942.28

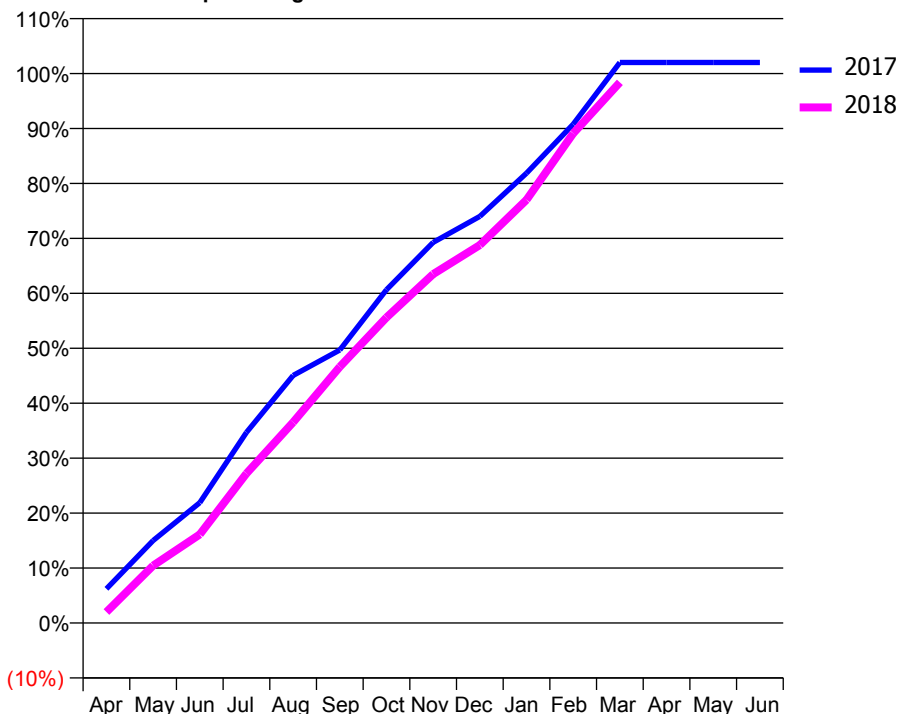
ACCESS*

Patients seen in 24 months	Total	Change since previous quarter
Quarter ending March 2017	2,600	
Quarter ending June 2017	2,564	↓
Quarter ending September 2017	2,573	→
Quarter ending December 2017	2,588	→
Quarter ending March 2018	2,551	↓
Variance since March 2017	(1.9%)	↓



ACTIVITY

Cumulative percentage of contracted UDA delivered 2017 & 2018



Month	Adjusted Scheduled Activity (UDA)	
	2017	2018
April	523	168
May	1,264	881
June	1,844	1,358
July	2,920	2,292
August	3,793	3,076
September	4,184	3,926
October	5,107	4,682
November	5,832	5,346
December	6,231	5,792
January	6,894	6,484
February	7,642	7,501
March	8,589	8,285
April	8,589	
May	8,589	
June	8,589	

QUALITY

	Quantity	Base Number	Contract	AT	Region	England
% of FP17s for the same patient ID Re-attending within 3 months - Children	130	898	14.5%	10.0%	11.5%	11.9%
% of FP17s for the same patient ID Re-attending within 3 months - Adults	500	2,170	23.0%	15.8%	16.8%	16.0%
% of FP17s for the same patient ID Re-attending between 3 & 9 months - Children	372	898	41.4%	47.3%	47.7%	58.3%
% of FP17s for the same patient ID Re-attending between 3 & 9 months - Adults	680	2,170	31.3%	37.5%	38.2%	50.3%
% of FP17s for Band 1 Urgent Courses	707	3,068	23.0%	10.9%	10.6%	9.1%
% of FP17s Relating to Free Repair or Replacements	44	3,068	1.4%	0.5%	0.6%	0.8%
% of FP17s Relating to Continuations	37	3,068	1.2%	0.6%	0.8%	1.0%
% of Patients satisfied with the dentistry they have received	6	6	N/A	87.9%	89.3%	91.5%
% of Patients satisfied with the time they had to wait for an appointment	6	6	N/A	83.3%	84.4%	87.9%

* This is based on patients treated on this contract for their most recent course of treatment. Figures in italics indicate the base number of FP17s or Patient Questionnaire responses are less than 100. N/A is shown where the base number of responses is less than 10 during the period. % is calculated as Quantity/Base number*100

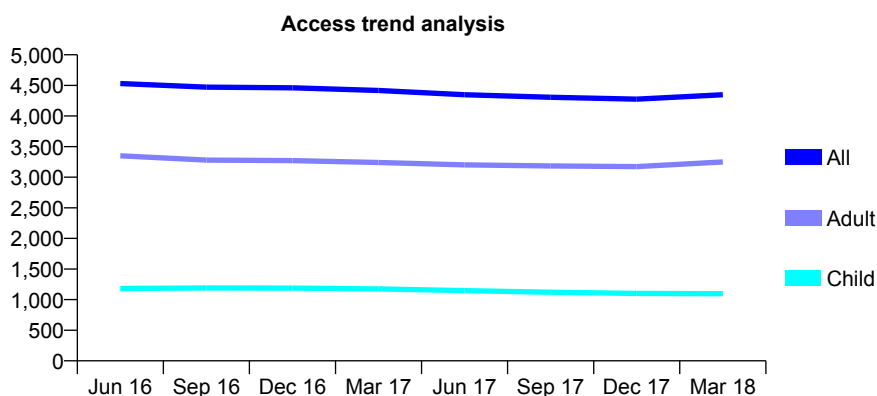
Q62 - Vital Signs At a Glance Contract Report for 154083/0001 - March 2018

Name or company name	Quality Dental Care Fulham
Contract type name	GDS Contract
Purpose of contract	General
Contract start date	01/07/2014
Contract end date	

17/18 Contracted general activity (UDA)	16,627
Carry forward general activity (UDA)	1,292
17/18 Contracted orthodontic activity (UOA)	0
Carry forward orthodontic activity (UOA)	0
Baseline contract value	£488,231.98

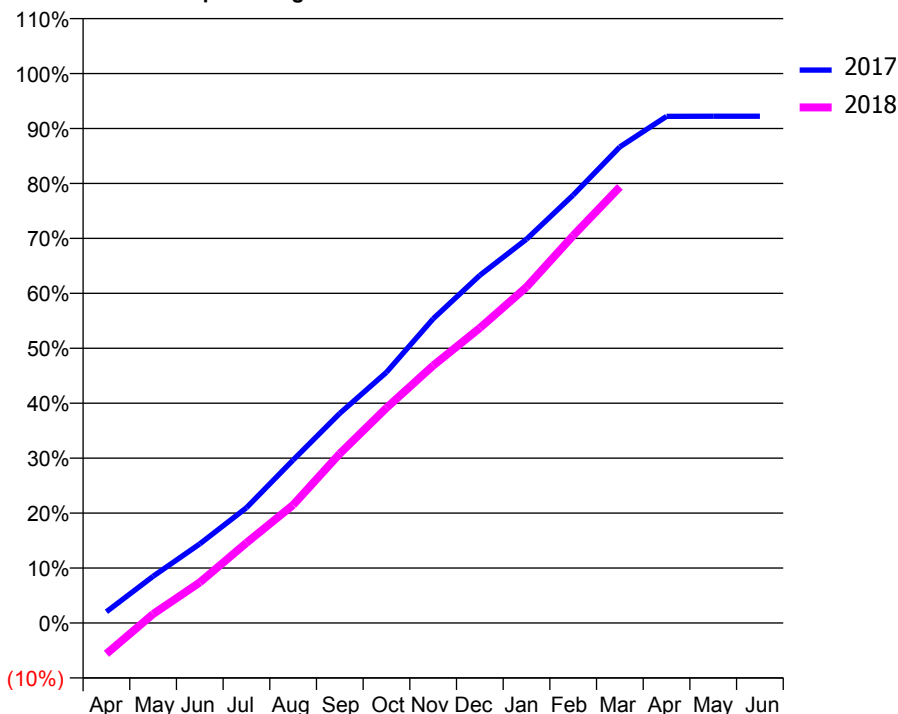
ACCESS*

Patients seen in 24 months	Total	Change since previous quarter
Quarter ending March 2017	4,417	
Quarter ending June 2017	4,347	↓
Quarter ending September 2017	4,307	→
Quarter ending December 2017	4,275	→
Quarter ending March 2018	4,348	→
Variance since March 2017	(1.6%)	↓



ACTIVITY

Cumulative percentage of contracted UDA delivered 2017 & 2018



Month	Adjusted Scheduled Activity (UDA)	
	2017	2018
April	342	-936
May	1,414	272
June	2,395	1,229
July	3,487	2,425
August	4,934	3,574
September	6,343	5,127
October	7,589	6,511
November	9,205	7,790
December	10,520	8,928
January	11,613	10,165
February	12,950	11,722
March	14,406	13,196
April	15,330	
May	15,335	
June	15,335	

QUALITY

	Quantity	Base Number	Contract	AT	Region	England
% of FP17s for the same patient ID Re-attending within 3 months - Children	160	1,392	11.5%	10.0%	11.5%	11.9%
% of FP17s for the same patient ID Re-attending within 3 months - Adults	779	3,576	21.8%	15.8%	16.8%	16.0%
% of FP17s for the same patient ID Re-attending between 3 & 9 months - Children	660	1,392	47.4%	47.3%	47.7%	58.3%
% of FP17s for the same patient ID Re-attending between 3 & 9 months - Adults	1,101	3,576	30.8%	37.5%	38.2%	50.3%
% of FP17s for Band 1 Urgent Courses	719	4,551	15.8%	10.9%	10.6%	9.1%
% of FP17s Relating to Free Repair or Replacements	34	4,551	0.7%	0.5%	0.6%	0.8%
% of FP17s Relating to Continuations	68	4,551	1.5%	0.6%	0.8%	1.0%
% of Patients satisfied with the dentistry they have received	4	5	N/A	87.9%	89.3%	91.5%
% of Patients satisfied with the time they had to wait for an appointment	4	5	N/A	83.3%	84.4%	87.9%

* This is based on patients treated on this contract for their most recent course of treatment. Figures in italics indicate the base number of FP17s or Patient Questionnaire responses are less than 100. N/A is shown where the base number of responses is less than 10 during the period. % is calculated as Quantity/Base number*100

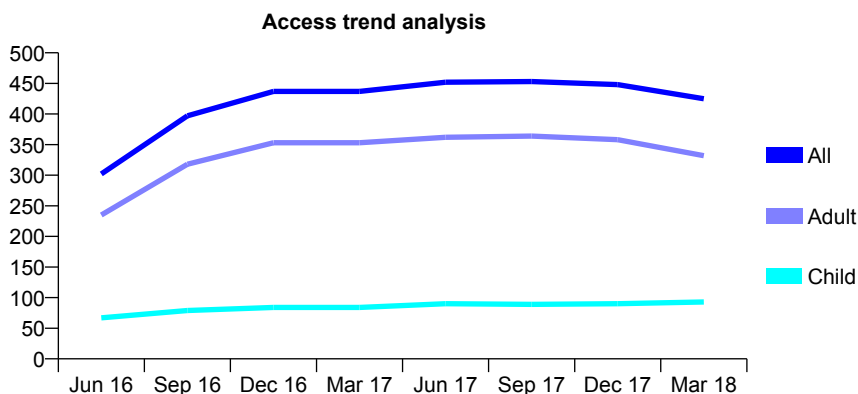
Q62 - Vital Signs At a Glance Contract Report for 154296/0001 - March 2018

Name or company name	Victoria Dental Centre
Contract type name	GDS Contract
Purpose of contract	General
Contract start date	02/11/2015
Contract end date	

17/18 Contracted general activity (UDA)	1,395
Carry forward general activity (UDA)	9
17/18 Contracted orthodontic activity (UOA)	0
Carry forward orthodontic activity (UOA)	0
Baseline contract value	£33,274.79

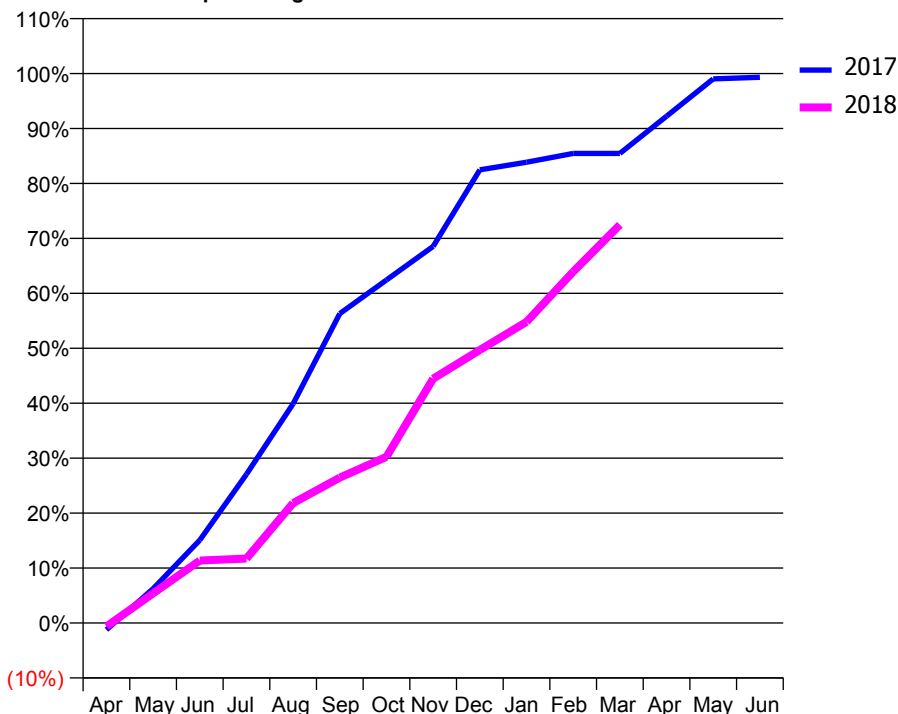
ACCESS*

Patients seen in 24 months	Total	Change since previous quarter
Quarter ending March 2017	437	
Quarter ending June 2017	452	↑
Quarter ending September 2017	453	→
Quarter ending December 2017	448	↓
Quarter ending March 2018	425	↓
Variance since March 2017	(2.7%)	↓



ACTIVITY

Cumulative percentage of contracted UDA delivered 2017 & 2018



Month	Adjusted Scheduled Activity (UDA)	
	2017	2018
April	-18	-9
May	87	75
June	210	159
July	378	164
August	557	304
September	785	369
October	871	422
November	956	620
December	1,151	693
January	1,170	765
February	1,192	892
March	1,192	1,011
April	1,286	
May	1,381	
June	1,385	

QUALITY

	Quantity	Base Number	Contract	AT	Region	England
% of FP17s for the same patient ID Re-attending within 3 months - Children	8	131	6.1%	10.0%	11.5%	11.9%
% of FP17s for the same patient ID Re-attending within 3 months - Adults	27	325	8.3%	15.8%	16.8%	16.0%
% of FP17s for the same patient ID Re-attending between 3 & 9 months - Children	61	131	46.6%	47.3%	47.7%	58.3%
% of FP17s for the same patient ID Re-attending between 3 & 9 months - Adults	141	325	43.4%	37.5%	38.2%	50.3%
% of FP17s for Band 1 Urgent Courses	38	387	9.8%	10.9%	10.6%	9.1%
% of FP17s Relating to Free Repair or Replacements	0	387	0.0%	0.5%	0.6%	0.8%
% of FP17s Relating to Continuations	0	387	0.0%	0.6%	0.8%	1.0%
% of Patients satisfied with the dentistry they have received	1	1	N/A	87.9%	89.3%	91.5%
% of Patients satisfied with the time they had to wait for an appointment	1	1	N/A	83.3%	84.4%	87.9%

* This is based on patients treated on this contract for their most recent course of treatment. Figures in italics indicate the base number of FP17s or Patient Questionnaire responses are less than 100. N/A is shown where the base number of responses is less than 10 during the period. % is calculated as Quantity/Base number*100

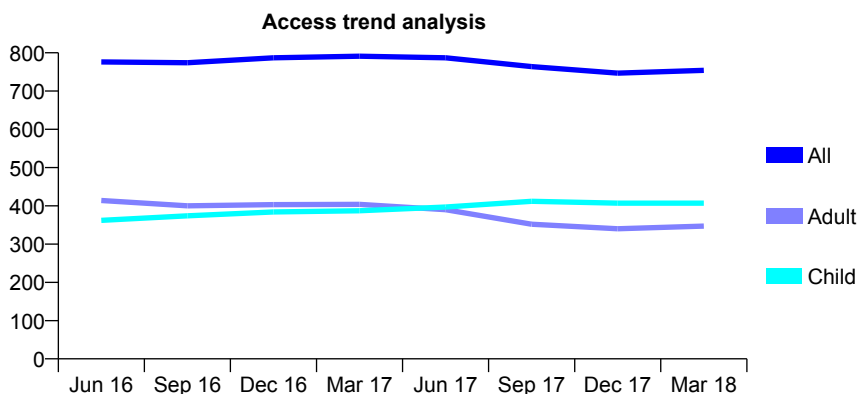
Q62 - Vital Signs At a Glance Contract Report for 154881/0001 - March 2018

Name or company name	Noorani & Shahid
Contract type name	GDS Contract
Purpose of contract	General
Contract start date	01/08/2009
Contract end date	

17/18 Contracted general activity (UDA)	1,300
Carry forward general activity (UDA)	-26
17/18 Contracted orthodontic activity (UOA)	0
Carry forward orthodontic activity (UOA)	0
Baseline contract value	£37,956.59

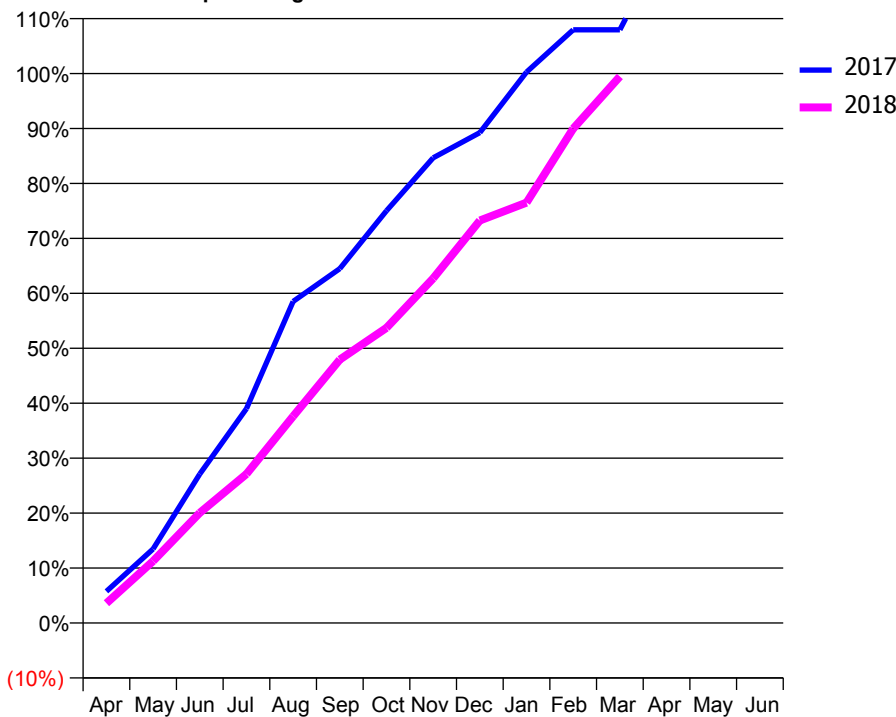
ACCESS*

Patients seen in 24 months	Total	Change since previous quarter
Quarter ending March 2017	791	
Quarter ending June 2017	787	→
Quarter ending September 2017	764	↓
Quarter ending December 2017	747	↓
Quarter ending March 2018	754	→
Variance since March 2017	(4.7%)	↓



ACTIVITY

Cumulative percentage of contracted UDA delivered 2017 & 2018



Month	Adjusted Scheduled Activity (UDA)	
	2017	2018
April	75	47
May	175	146
June	352	261
July	507	352
August	761	489
September	838	623
October	975	698
November	1,101	815
December	1,160	952
January	1,303	995
February	1,403	1,170
March	1,403	1,293
April	1,615	
May	1,627	
June	1,627	

QUALITY

	Quantity	Base Number	Contract	AT	Region	England
% of FP17s for the same patient ID Re-attending within 3 months - Children	37	581	6.4%	10.0%	11.5%	11.9%
% of FP17s for the same patient ID Re-attending within 3 months - Adults	24	293	8.2%	15.8%	16.8%	16.0%
% of FP17s for the same patient ID Re-attending between 3 & 9 months - Children	296	581	50.9%	47.3%	47.7%	58.3%
% of FP17s for the same patient ID Re-attending between 3 & 9 months - Adults	121	293	41.3%	37.5%	38.2%	50.3%
% of FP17s for Band 1 Urgent Courses	56	760	7.4%	10.9%	10.6%	9.1%
% of FP17s Relating to Free Repair or Replacements	0	760	0.0%	0.5%	0.6%	0.8%
% of FP17s Relating to Continuations	5	760	0.7%	0.6%	0.8%	1.0%
% of Patients satisfied with the dentistry they have received	0	0	N/A	87.9%	89.3%	91.5%
% of Patients satisfied with the time they had to wait for an appointment	0	0	N/A	83.3%	84.4%	87.9%

* This is based on patients treated on this contract for their most recent course of treatment. Figures in italics indicate the base number of FP17s or Patient Questionnaire responses are less than 100. N/A is shown where the base number of responses is less than 10 during the period. % is calculated as Quantity/Base number*100

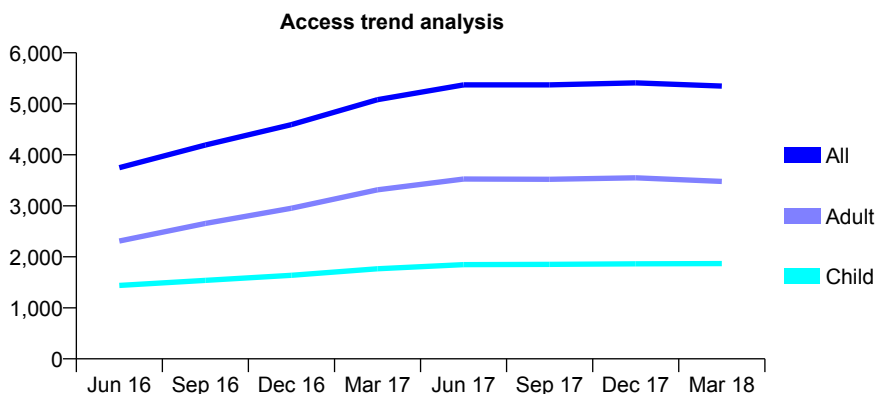
Q62 - Vital Signs At a Glance Contract Report for 155217/0001 - March 2018

Name or company name	Mr P. S. Sanehi & Mr A. K. Mirza
Contract type name	GDS Contract
Purpose of contract	General
Contract start date	01/04/2015
Contract end date	

17/18 Contracted general activity (UDA)	19,605
Carry forward general activity (UDA)	-152
17/18 Contracted orthodontic activity (UOA)	0
Carry forward orthodontic activity (UOA)	0
Baseline contract value	£641,612.88

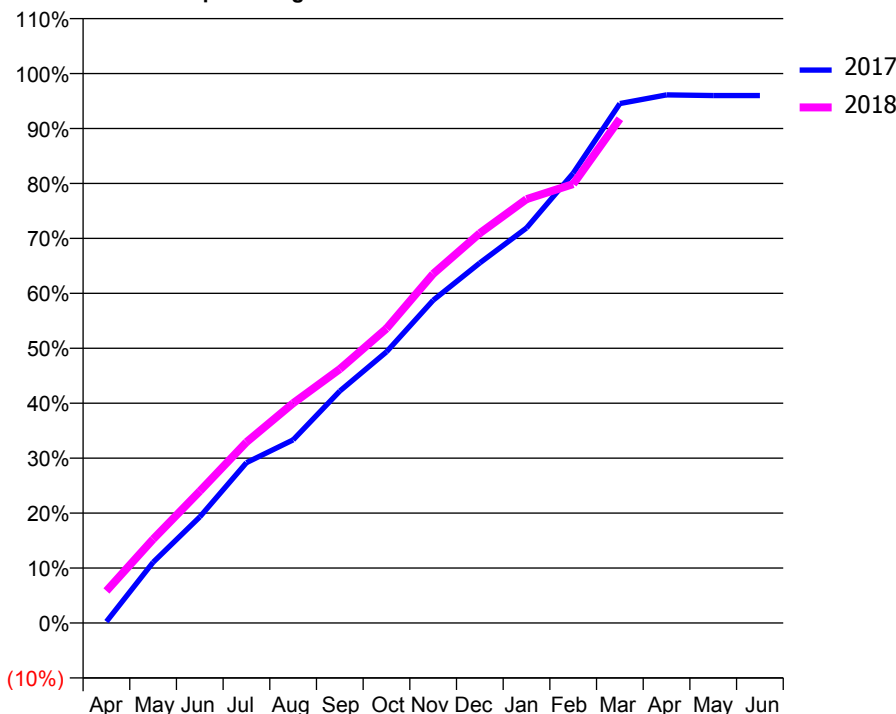
ACCESS*

Patients seen in 24 months	Total	Change since previous quarter
Quarter ending March 2017	5,082	
Quarter ending June 2017	5,372	↑
Quarter ending September 2017	5,371	→
Quarter ending December 2017	5,411	→
Quarter ending March 2018	5,347	↓
Variance since March 2017	5.2%	↑



ACTIVITY

Cumulative percentage of contracted UDA delivered 2017 & 2018



Month	Adjusted Scheduled Activity (UDA)	
	2017	2018
April	49	1,145
May	2,168	2,990
June	3,784	4,703
July	5,720	6,453
August	6,534	7,845
September	8,278	9,061
October	9,673	10,505
November	11,516	12,455
December	12,850	13,909
January	14,096	15,121
February	16,048	15,660
March	18,534	17,993
April	18,840	
May	18,819	
June	18,821	

QUALITY

	Quantity	Base Number	Contract	AT	Region	England
% of FP17s for the same patient ID Re-attending within 3 months - Children	195	2,417	8.1%	10.0%	11.5%	11.9%
% of FP17s for the same patient ID Re-attending within 3 months - Adults	603	3,582	16.8%	15.8%	16.8%	16.0%
% of FP17s for the same patient ID Re-attending between 3 & 9 months - Children	1,229	2,417	50.8%	47.3%	47.7%	58.3%
% of FP17s for the same patient ID Re-attending between 3 & 9 months - Adults	1,135	3,582	31.7%	37.5%	38.2%	50.3%
% of FP17s for Band 1 Urgent Courses	1,157	5,899	19.6%	10.9%	10.6%	9.1%
% of FP17s Relating to Free Repair or Replacements	0	5,899	0.0%	0.5%	0.6%	0.8%
% of FP17s Relating to Continuations	4	5,899	0.1%	0.6%	0.8%	1.0%
% of Patients satisfied with the dentistry they have received	0	0	N/A	87.9%	89.3%	91.5%
% of Patients satisfied with the time they had to wait for an appointment	0	0	N/A	83.3%	84.4%	87.9%

* This is based on patients treated on this contract for their most recent course of treatment. Figures in italics indicate the base number of FP17s or Patient Questionnaire responses are less than 100. N/A is shown where the base number of responses is less than 10 during the period. % is calculated as Quantity/Base number*100

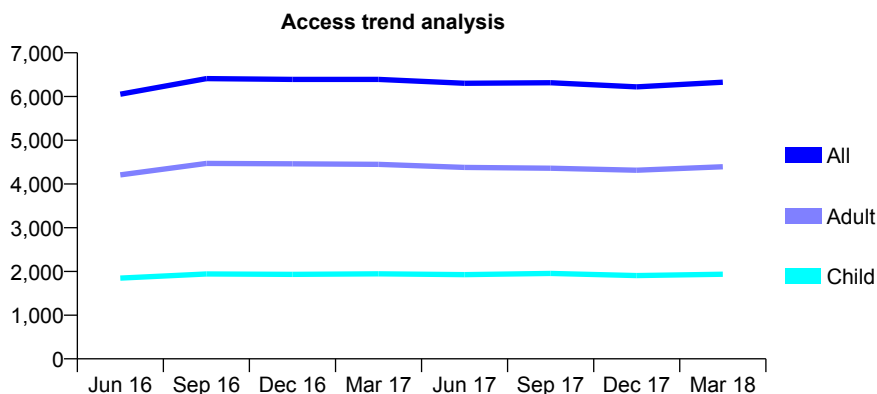
Q62 - Vital Signs At a Glance Contract Report for 157309/0001 - March 2018

Name or company name	Ms Urvi Shah and Ms Jilna Shah
Contract type name	GDS Contract
Purpose of contract	General
Contract start date	01/10/2014
Contract end date	

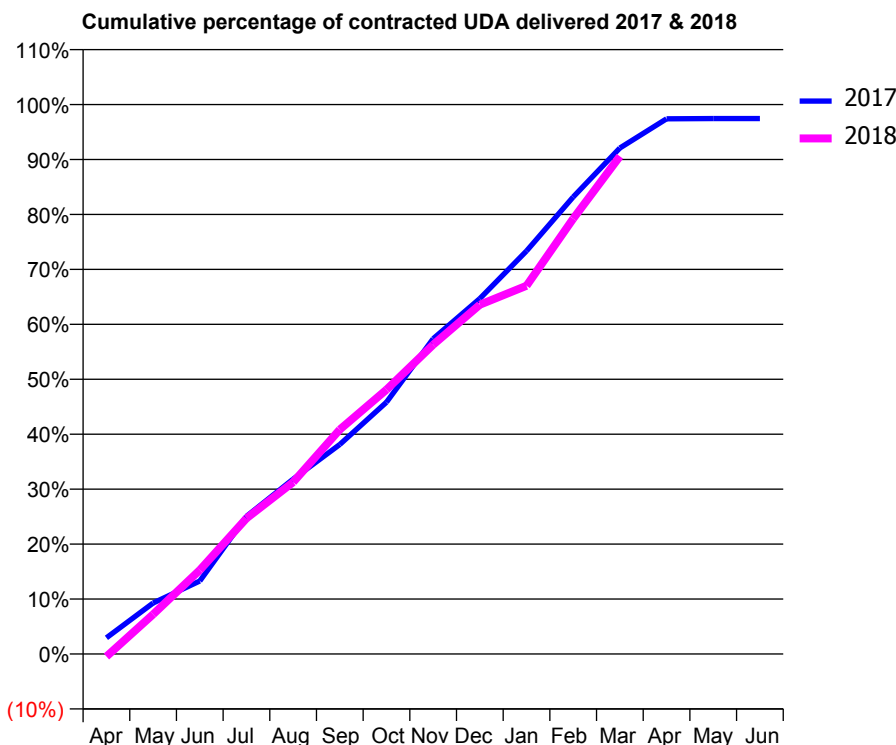
17/18 Contracted general activity (UDA)	17,729
Carry forward general activity (UDA)	455
17/18 Contracted orthodontic activity (UOA)	0
Carry forward orthodontic activity (UOA)	0
Baseline contract value	£441,651.35

ACCESS*

Patients seen in 24 months	Total	Change since previous quarter
Quarter ending March 2017	6,392	
Quarter ending June 2017	6,302	↓
Quarter ending September 2017	6,314	→
Quarter ending December 2017	6,220	↓
Quarter ending March 2018	6,328	→
Variance since March 2017	(1.0%)	↓



ACTIVITY



Month	Adjusted Scheduled Activity (UDA)	
	2017	2018
April	523	-85
May	1,647	1,278
June	2,355	2,707
July	4,441	4,379
August	5,642	5,544
September	6,762	7,241
October	8,124	8,528
November	10,173	9,981
December	11,470	11,271
January	13,002	11,880
February	14,748	14,043
March	16,325	16,058
April	17,267	
May	17,274	
June	17,274	

QUALITY

	Quantity	Base Number	Contract	AT	Region	England
% of FP17s for the same patient ID Re-attending within 3 months - Children	326	2,932	11.1%	10.0%	11.5%	11.9%
% of FP17s for the same patient ID Re-attending within 3 months - Adults	1,100	5,596	19.7%	15.8%	16.8%	16.0%
% of FP17s for the same patient ID Re-attending between 3 & 9 months - Children	1,545	2,932	52.7%	47.3%	47.7%	58.3%
% of FP17s for the same patient ID Re-attending between 3 & 9 months - Adults	2,233	5,596	39.9%	37.5%	38.2%	50.3%
% of FP17s for Band 1 Urgent Courses	1,197	7,419	16.1%	10.9%	10.6%	9.1%
% of FP17s Relating to Free Repair or Replacements	56	7,419	0.8%	0.5%	0.6%	0.8%
% of FP17s Relating to Continuations	68	7,419	0.9%	0.6%	0.8%	1.0%
% of Patients satisfied with the dentistry they have received	4	4	N/A	87.9%	89.3%	91.5%
% of Patients satisfied with the time they had to wait for an appointment	4	4	N/A	83.3%	84.4%	87.9%

* This is based on patients treated on this contract for their most recent course of treatment. Figures in italics indicate the base number of FP17s or Patient Questionnaire responses are less than 100. N/A is shown where the base number of responses is less than 10 during the period. % is calculated as Quantity/Base number*100

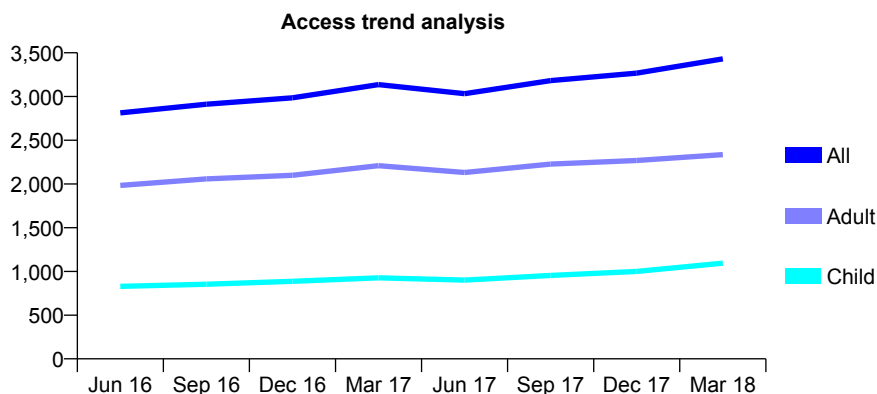
Q62 - Vital Signs At a Glance Contract Report for 157414/0001 - March 2018

Name or company name	H Patel
Contract type name	GDS Contract
Purpose of contract	General
Contract start date	01/03/2012
Contract end date	

17/18 Contracted general activity (UDA)	6,000
Carry forward general activity (UDA)	0
17/18 Contracted orthodontic activity (UOA)	0
Carry forward orthodontic activity (UOA)	0
Baseline contract value	£139,403.89

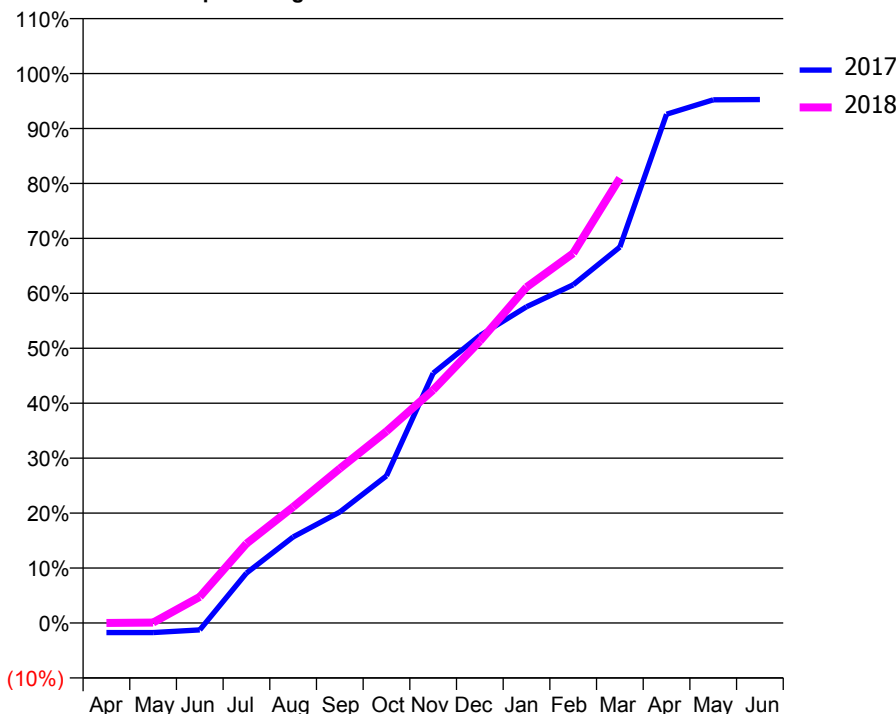
ACCESS*

Patients seen in 24 months	Total	Change since previous quarter
Quarter ending March 2017	3,136	
Quarter ending June 2017	3,033	↓
Quarter ending September 2017	3,182	↑
Quarter ending December 2017	3,267	↑
Quarter ending March 2018	3,430	↑
Variance since March 2017	9.4%	↑



ACTIVITY

Cumulative percentage of contracted UDA delivered 2017 & 2018



Month	Adjusted Scheduled Activity (UDA)	
	2017	2018
April	-105	0
May	-105	5
June	-77	285
July	546	867
August	940	1,268
September	1,212	1,686
October	1,607	2,093
November	2,728	2,544
December	3,139	3,078
January	3,453	3,668
February	3,694	4,037
March	4,105	4,857
April	5,555	
May	5,712	
June	5,715	

QUALITY

	Quantity	Base Number	Contract	AT	Region	England
% of FP17s for the same patient ID Re-attending within 3 months - Children	58	1,506	3.9%	10.0%	11.5%	11.9%
% of FP17s for the same patient ID Re-attending within 3 months - Adults	181	2,393	7.6%	15.8%	16.8%	16.0%
% of FP17s for the same patient ID Re-attending between 3 & 9 months - Children	774	1,506	51.4%	47.3%	47.7%	58.3%
% of FP17s for the same patient ID Re-attending between 3 & 9 months - Adults	768	2,393	32.1%	37.5%	38.2%	50.3%
% of FP17s for Band 1 Urgent Courses	147	2,672	5.5%	10.9%	10.6%	9.1%
% of FP17s Relating to Free Repair or Replacements	5	2,672	0.2%	0.5%	0.6%	0.8%
% of FP17s Relating to Continuations	10	2,672	0.4%	0.6%	0.8%	1.0%
% of Patients satisfied with the dentistry they have received	1	1	N/A	87.9%	89.3%	91.5%
% of Patients satisfied with the time they had to wait for an appointment	1	1	N/A	83.3%	84.4%	87.9%

* This is based on patients treated on this contract for their most recent course of treatment. Figures in italics indicate the base number of FP17s or Patient Questionnaire responses are less than 100. N/A is shown where the base number of responses is less than 10 during the period. % is calculated as Quantity/Base number*100

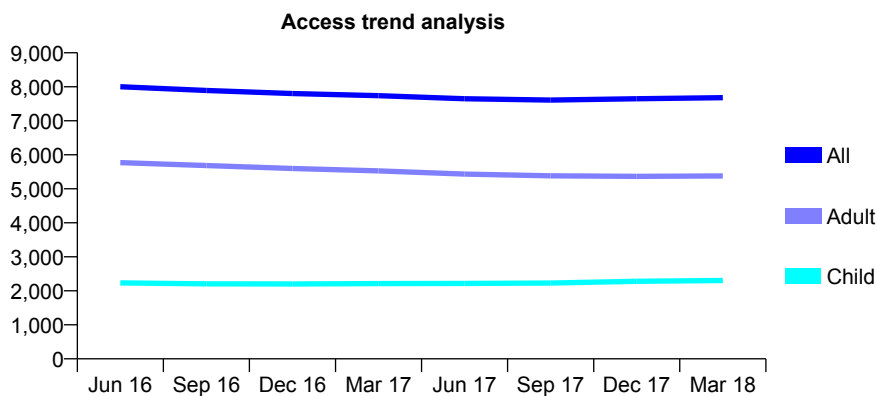
Q62 - Vital Signs At a Glance Contract Report for 158844/0001 - March 2018

Name or company name	Dr. Y. Nanavati & Dr. T. Mirza
Contract type name	GDS Contract
Purpose of contract	General
Contract start date	01/10/2012
Contract end date	

17/18 Contracted general activity (UDA)	24,603
Carry forward general activity (UDA)	-261
17/18 Contracted orthodontic activity (UOA)	0
Carry forward orthodontic activity (UOA)	0
Baseline contract value	£648,607.55

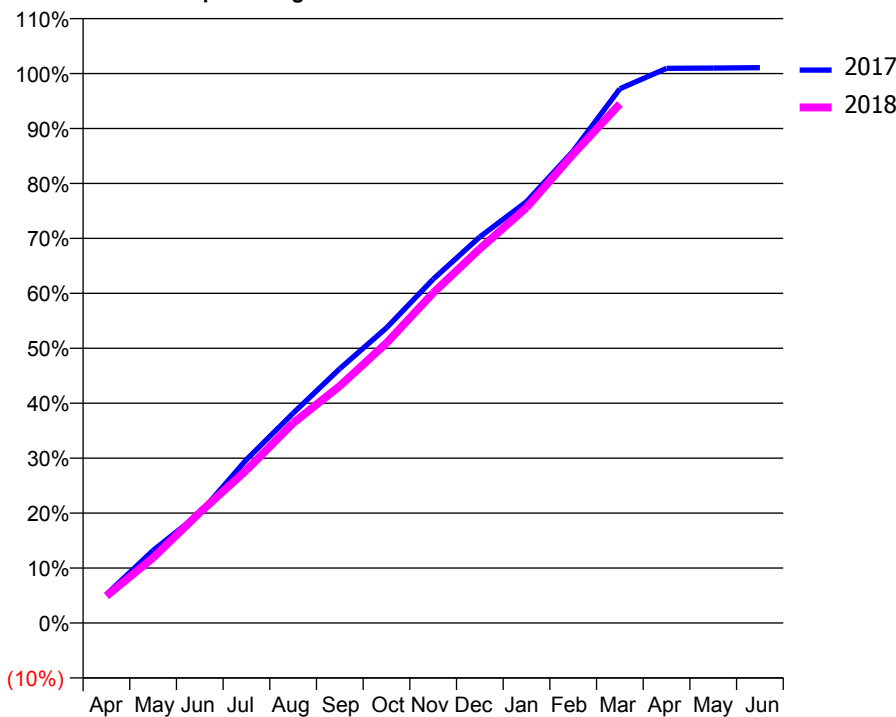
ACCESS*

Patients seen in 24 months	Total	Change since previous quarter
Quarter ending March 2017	7,739	
Quarter ending June 2017	7,649	↓
Quarter ending September 2017	7,611	→
Quarter ending December 2017	7,648	→
Quarter ending March 2018	7,680	→
Variance since March 2017	(0.8%)	→



ACTIVITY

Cumulative percentage of contracted UDA delivered 2017 & 2018



Month	Adjusted Scheduled Activity (UDA)	
	2017	2018
April	1,280	1,210
May	3,251	2,924
June	4,912	4,948
July	7,314	6,844
August	9,394	8,954
September	11,390	10,609
October	13,215	12,535
November	15,395	14,778
December	17,290	16,758
January	18,865	18,602
February	21,132	20,993
March	23,922	23,241
April	24,835	
May	24,845	
June	24,864	

QUALITY

	Quantity	Base Number	Contract	AT	Region	England
% of FP17s for the same patient ID Re-attending within 3 months - Children	146	2,942	5.0%	10.0%	11.5%	11.9%
% of FP17s for the same patient ID Re-attending within 3 months - Adults	842	6,141	13.7%	15.8%	16.8%	16.0%
% of FP17s for the same patient ID Re-attending between 3 & 9 months - Children	1,488	2,942	50.6%	47.3%	47.7%	58.3%
% of FP17s for the same patient ID Re-attending between 3 & 9 months - Adults	2,644	6,141	43.1%	37.5%	38.2%	50.3%
% of FP17s for Band 1 Urgent Courses	613	8,738	7.0%	10.9%	10.6%	9.1%
% of FP17s Relating to Free Repair or Replacements	65	8,738	0.7%	0.5%	0.6%	0.8%
% of FP17s Relating to Continuations	42	8,738	0.5%	0.6%	0.8%	1.0%
% of Patients satisfied with the dentistry they have received	9	9	N/A	87.9%	89.3%	91.5%
% of Patients satisfied with the time they had to wait for an appointment	6	9	N/A	83.3%	84.4%	87.9%

* This is based on patients treated on this contract for their most recent course of treatment. Figures in italics indicate the base number of FP17s or Patient Questionnaire responses are less than 100. N/A is shown where the base number of responses is less than 10 during the period. % is calculated as Quantity/Base number*100

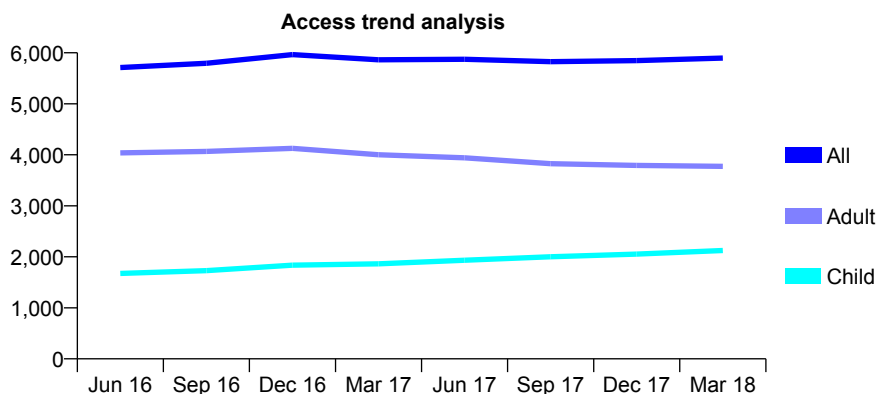
Q62 - Vital Signs At a Glance Contract Report for 159042/0001 - March 2018

Name or company name	Surgery@102 Limited
Contract type name	GDS Contract
Purpose of contract	General
Contract start date	01/01/2011
Contract end date	

17/18 Contracted general activity (UDA)	13,347
Carry forward general activity (UDA)	160
17/18 Contracted orthodontic activity (UOA)	0
Carry forward orthodontic activity (UOA)	0
Baseline contract value	£354,814.69

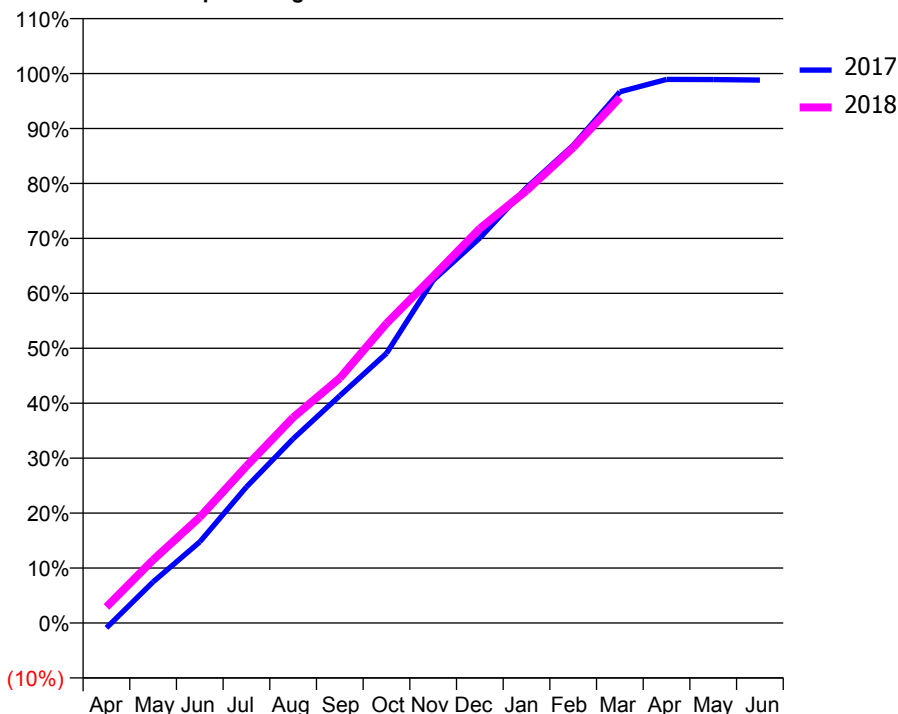
ACCESS*

Patients seen in 24 months	Total	Change since previous quarter
Quarter ending March 2017	5,862	
Quarter ending June 2017	5,874	→
Quarter ending September 2017	5,825	→
Quarter ending December 2017	5,847	→
Quarter ending March 2018	5,896	→
Variance since March 2017	0.6%	→



ACTIVITY

Cumulative percentage of contracted UDA delivered 2017 & 2018



Month	Adjusted Scheduled Activity (UDA)	
	2017	2018
April	-121	391
May	1,000	1,533
June	1,971	2,570
July	3,307	3,812
August	4,473	4,992
September	5,521	5,950
October	6,549	7,277
November	8,325	8,419
December	9,352	9,584
January	10,574	10,503
February	11,604	11,547
March	12,903	12,762
April	13,203	
May	13,200	
June	13,187	

QUALITY

	Quantity	Base Number	Contract	AT	Region	England
% of FP17s for the same patient ID Re-attending within 3 months - Children	207	2,642	7.8%	10.0%	11.5%	11.9%
% of FP17s for the same patient ID Re-attending within 3 months - Adults	718	3,516	20.4%	15.8%	16.8%	16.0%
% of FP17s for the same patient ID Re-attending between 3 & 9 months - Children	1,245	2,642	47.1%	47.3%	47.7%	58.3%
% of FP17s for the same patient ID Re-attending between 3 & 9 months - Adults	1,029	3,516	29.3%	37.5%	38.2%	50.3%
% of FP17s for Band 1 Urgent Courses	842	5,388	15.6%	10.9%	10.6%	9.1%
% of FP17s Relating to Free Repair or Replacements	21	5,388	0.4%	0.5%	0.6%	0.8%
% of FP17s Relating to Continuations	34	5,388	0.6%	0.6%	0.8%	1.0%
% of Patients satisfied with the dentistry they have received	5	6	N/A	87.9%	89.3%	91.5%
% of Patients satisfied with the time they had to wait for an appointment	5	6	N/A	83.3%	84.4%	87.9%

* This is based on patients treated on this contract for their most recent course of treatment. Figures in italics indicate the base number of FP17s or Patient Questionnaire responses are less than 100. N/A is shown where the base number of responses is less than 10 during the period. % is calculated as Quantity/Base number*100

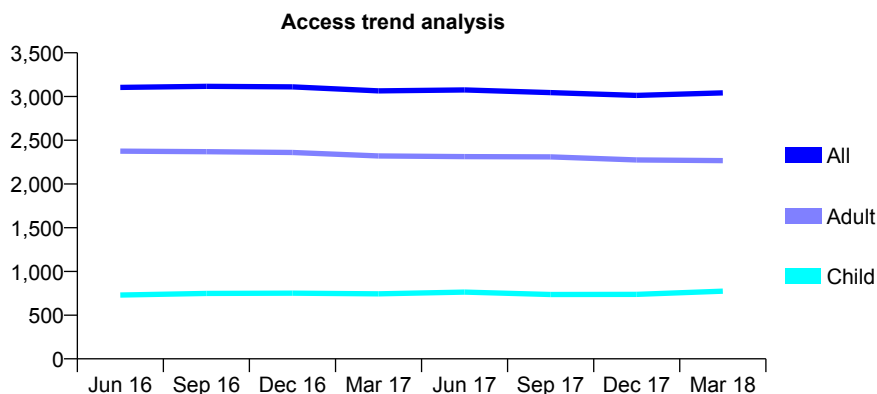
Q62 - Vital Signs At a Glance Contract Report for 159271/0001 - March 2018

Name or company name	Dr. K. Patel
Contract type name	GDS Contract
Purpose of contract	General
Contract start date	01/11/2012
Contract end date	

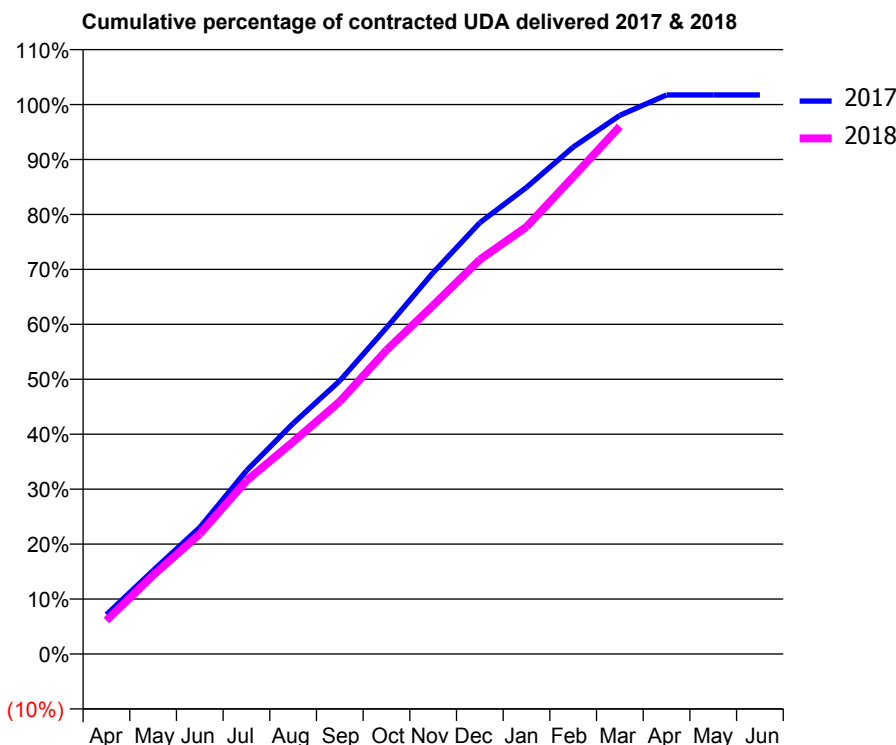
17/18 Contracted general activity (UDA)	7,685
Carry forward general activity (UDA)	-133
17/18 Contracted orthodontic activity (UOA)	0
Carry forward orthodontic activity (UOA)	0
Baseline contract value	£221,053.82

ACCESS*

Patients seen in 24 months	Total	Change since previous quarter
Quarter ending March 2017	3,064	
Quarter ending June 2017	3,076	→
Quarter ending September 2017	3,045	↓
Quarter ending December 2017	3,013	↓
Quarter ending March 2018	3,041	→
Variance since March 2017	(0.8%)	→



ACTIVITY



Month	Adjusted Scheduled Activity (UDA)	
	2017	2018
April	550	469
May	1,169	1,102
June	1,770	1,680
July	2,563	2,424
August	3,225	2,968
September	3,822	3,531
October	4,563	4,250
November	5,335	4,875
December	6,031	5,515
January	6,526	5,974
February	7,090	6,673
March	7,534	7,379
April	7,818	
May	7,818	
June	7,818	

QUALITY

	Quantity	Base Number	Contract	AT	Region	England
% of FP17s for the same patient ID Re-attending within 3 months - Children	51	944	5.4%	10.0%	11.5%	11.9%
% of FP17s for the same patient ID Re-attending within 3 months - Adults	431	2,880	15.0%	15.8%	16.8%	16.0%
% of FP17s for the same patient ID Re-attending between 3 & 9 months - Children	447	944	47.4%	47.3%	47.7%	58.3%
% of FP17s for the same patient ID Re-attending between 3 & 9 months - Adults	1,368	2,880	47.5%	37.5%	38.2%	50.3%
% of FP17s for Band 1 Urgent Courses	347	3,653	9.5%	10.9%	10.6%	9.1%
% of FP17s Relating to Free Repair or Replacements	14	3,653	0.4%	0.5%	0.6%	0.8%
% of FP17s Relating to Continuations	60	3,653	1.6%	0.6%	0.8%	1.0%
% of Patients satisfied with the dentistry they have received	3	3	N/A	87.9%	89.3%	91.5%
% of Patients satisfied with the time they had to wait for an appointment	3	3	N/A	83.3%	84.4%	87.9%

* This is based on patients treated on this contract for their most recent course of treatment. Figures in italics indicate the base number of FP17s or Patient Questionnaire responses are less than 100. N/A is shown where the base number of responses is less than 10 during the period. % is calculated as Quantity/Base number*100

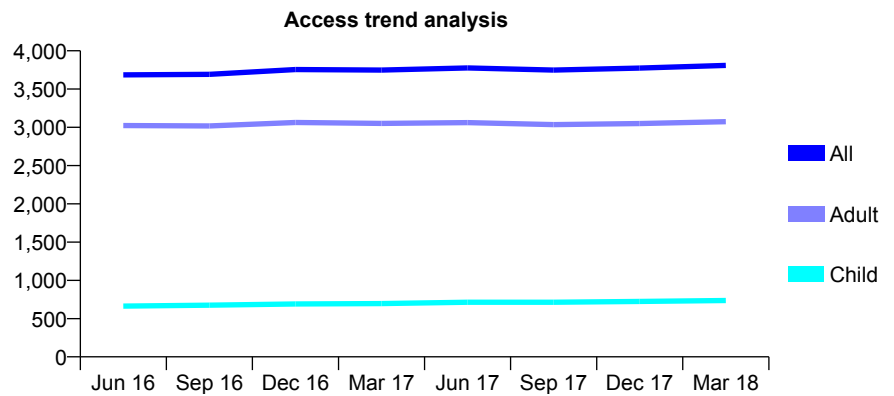
Q62 - Vital Signs At a Glance Contract Report for 159328/0001 - March 2018

Name or company name	Bhuva Dental Surgery - Pinner
Contract type name	GDS Contract
Purpose of contract	General
Contract start date	01/04/2014
Contract end date	

17/18 Contracted general activity (UDA)	7,956
Carry forward general activity (UDA)	-159
17/18 Contracted orthodontic activity (UOA)	0
Carry forward orthodontic activity (UOA)	0
Baseline contract value	£220,220.02

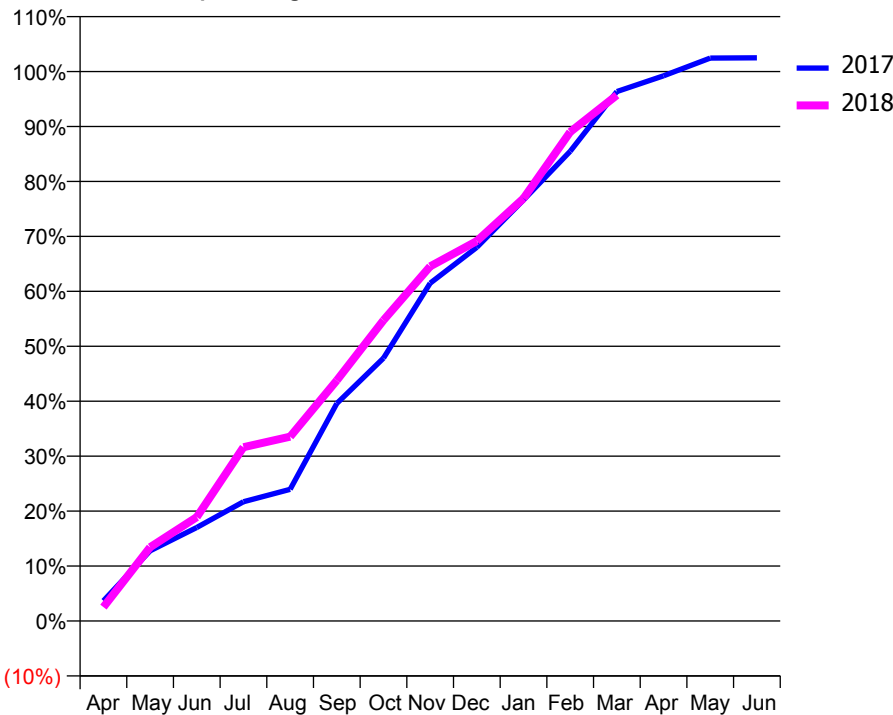
ACCESS*

Patients seen in 24 months	Total	Change since previous quarter
Quarter ending March 2017	3,748	
Quarter ending June 2017	3,776	→
Quarter ending September 2017	3,749	→
Quarter ending December 2017	3,774	→
Quarter ending March 2018	3,810	→
Variance since March 2017	1.7%	→



ACTIVITY

Cumulative percentage of contracted UDA delivered 2017 & 2018



Month	Adjusted Scheduled Activity (UDA)	
	2017	2018
April	292	202
May	1,016	1,068
June	1,355	1,505
July	1,728	2,516
August	1,907	2,668
September	3,150	3,484
October	3,807	4,354
November	4,892	5,134
December	5,412	5,501
January	6,096	6,120
February	6,801	7,081
March	7,666	7,613
April	7,894	
May	8,151	
June	8,154	

QUALITY

	Quantity	Base Number	Contract	AT	Region	England
% of FP17s for the same patient ID Re-attending within 3 months - Children	49	1,085	4.5%	10.0%	11.5%	11.9%
% of FP17s for the same patient ID Re-attending within 3 months - Adults	170	4,020	4.2%	15.8%	16.8%	16.0%
% of FP17s for the same patient ID Re-attending between 3 & 9 months - Children	703	1,085	64.8%	47.3%	47.7%	58.3%
% of FP17s for the same patient ID Re-attending between 3 & 9 months - Adults	2,681	4,020	66.7%	37.5%	38.2%	50.3%
% of FP17s for Band 1 Urgent Courses	126	4,825	2.6%	10.9%	10.6%	9.1%
% of FP17s Relating to Free Repair or Replacements	6	4,825	0.1%	0.5%	0.6%	0.8%
% of FP17s Relating to Continuations	0	4,825	0.0%	0.6%	0.8%	1.0%
% of Patients satisfied with the dentistry they have received	6	8	N/A	87.9%	89.3%	91.5%
% of Patients satisfied with the time they had to wait for an appointment	6	8	N/A	83.3%	84.4%	87.9%

* This is based on patients treated on this contract for their most recent course of treatment. Figures in italics indicate the base number of FP17s or Patient Questionnaire responses are less than 100. N/A is shown where the base number of responses is less than 10 during the period. % is calculated as Quantity/Base number*100

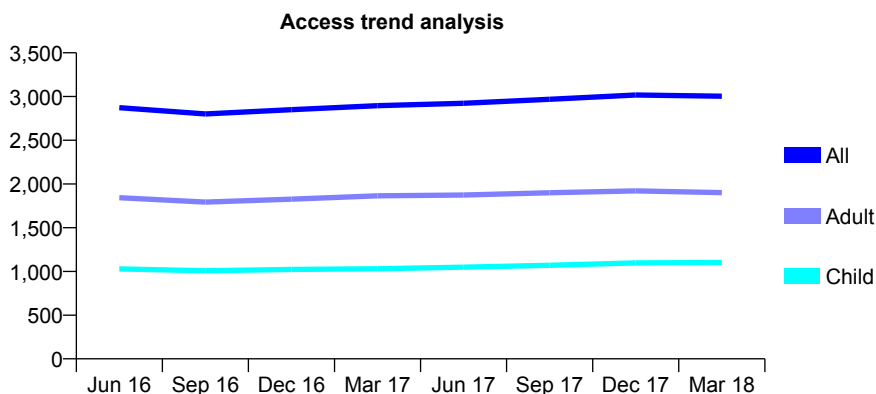
Q62 - Vital Signs At a Glance Contract Report for 160210/0001 - March 2018

Name or company name	S Cowley, R Ingham and J Angelo
Contract type name	GDS Contract
Purpose of contract	General
Contract start date	01/11/2012
Contract end date	

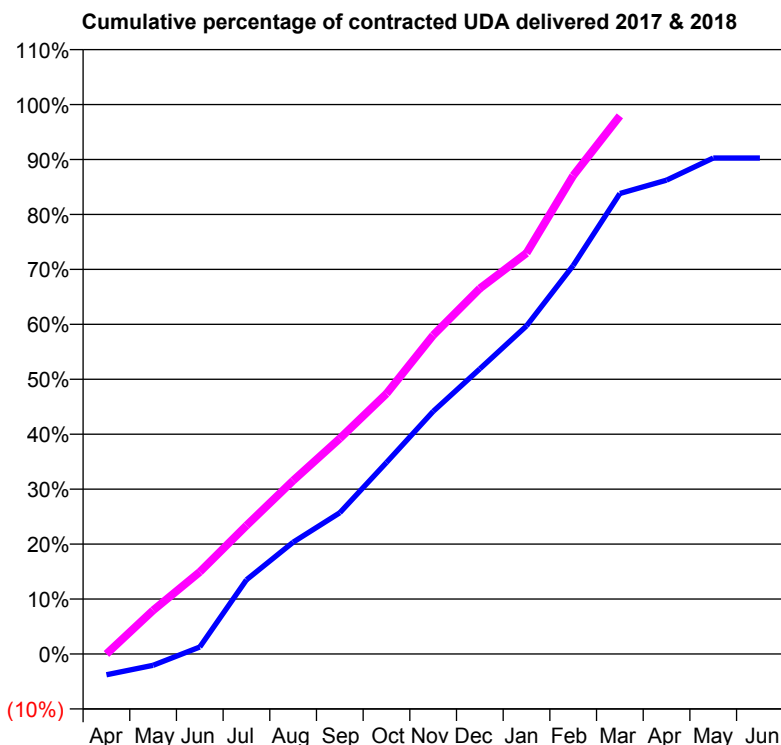
17/18 Contracted general activity (UDA)	9,436
Carry forward general activity (UDA)	0
17/18 Contracted orthodontic activity (UOA)	0
Carry forward orthodontic activity (UOA)	0
Baseline contract value	£385,467.27

ACCESS*

Patients seen in 24 months	Total	Change since previous quarter
Quarter ending March 2017	2,895	
Quarter ending June 2017	2,923	→
Quarter ending September 2017	2,969	→
Quarter ending December 2017	3,018	→
Quarter ending March 2018	3,003	→
Variance since March 2017	3.7%	↑



ACTIVITY



Month	Adjusted Scheduled Activity (UDA)	
	2017	2018
April	-358	0
May	-197	749
June	120	1,409
July	1,274	2,206
August	1,921	2,978
September	2,425	3,701
October	3,290	4,471
November	4,167	5,474
December	4,896	6,278
January	5,635	6,885
February	6,671	8,216
March	7,907	9,241
April	8,137	
May	8,517	
June	8,517	

QUALITY

	Quantity	Base Number	Contract	AT	Region	England
% of FP17s for the same patient ID Re-attending within 3 months - Children	103	1,339	7.7%	10.0%	11.5%	11.9%
% of FP17s for the same patient ID Re-attending within 3 months - Adults	292	1,927	15.2%	15.8%	16.8%	16.0%
% of FP17s for the same patient ID Re-attending between 3 & 9 months - Children	609	1,339	45.5%	47.3%	47.7%	58.3%
% of FP17s for the same patient ID Re-attending between 3 & 9 months - Adults	563	1,927	29.2%	37.5%	38.2%	50.3%
% of FP17s for Band 1 Urgent Courses	478	3,119	15.3%	10.9%	10.6%	9.1%
% of FP17s Relating to Free Repair or Replacements	7	3,119	0.2%	0.5%	0.6%	0.8%
% of FP17s Relating to Continuations	33	3,119	1.1%	0.6%	0.8%	1.0%
% of Patients satisfied with the dentistry they have received	1	1	N/A	87.9%	89.3%	91.5%
% of Patients satisfied with the time they had to wait for an appointment	1	1	N/A	83.3%	84.4%	87.9%

* This is based on patients treated on this contract for their most recent course of treatment. Figures in italics indicate the base number of FP17s or Patient Questionnaire responses are less than 100. N/A is shown where the base number of responses is less than 10 during the period. % is calculated as Quantity/Base number*100

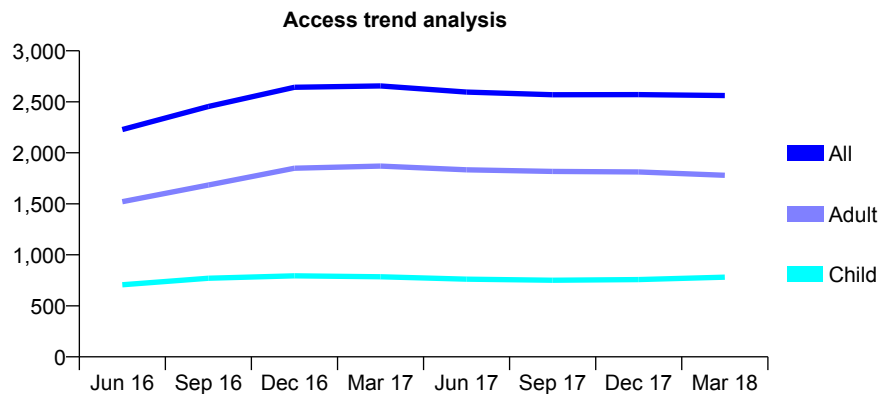
Q62 - Vital Signs At a Glance Contract Report for 160423/0001 - March 2018

Name or company name	Mr Neil Paryani & Ms Poonam Paryani
Contract type name	GDS Contract
Purpose of contract	General
Contract start date	01/01/2015
Contract end date	

17/18 Contracted general activity (UDA)	8,179
Carry forward general activity (UDA)	-130
17/18 Contracted orthodontic activity (UOA)	0
Carry forward orthodontic activity (UOA)	0
Baseline contract value	£229,331.91

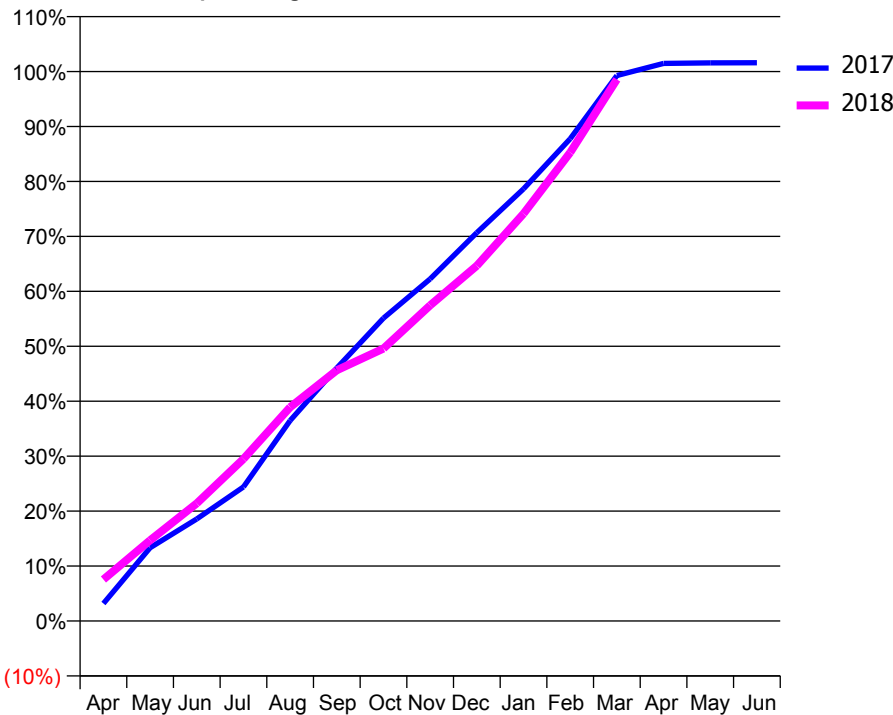
ACCESS*

Patients seen in 24 months	Total	Change since previous quarter
Quarter ending March 2017	2,655	
Quarter ending June 2017	2,595	↓
Quarter ending September 2017	2,569	↓
Quarter ending December 2017	2,570	→
Quarter ending March 2018	2,561	→
Variance since March 2017	(3.5%)	↓



ACTIVITY

Cumulative percentage of contracted UDA delivered 2017 & 2018



Month	Adjusted Scheduled Activity (UDA)	
	2017	2018
April	261	617
May	1,091	1,203
June	1,519	1,752
July	1,995	2,413
August	2,983	3,183
September	3,767	3,732
October	4,509	4,056
November	5,092	4,700
December	5,780	5,288
January	6,432	6,062
February	7,178	6,973
March	8,119	8,061
April	8,300	
May	8,308	
June	8,309	

QUALITY

	Quantity	Base Number	Contract	AT	Region	England
% of FP17s for the same patient ID Re-attending within 3 months - Children	162	1,091	14.8%	10.0%	11.5%	11.9%
% of FP17s for the same patient ID Re-attending within 3 months - Adults	439	1,971	22.3%	15.8%	16.8%	16.0%
% of FP17s for the same patient ID Re-attending between 3 & 9 months - Children	488	1,091	44.7%	47.3%	47.7%	58.3%
% of FP17s for the same patient ID Re-attending between 3 & 9 months - Adults	634	1,971	32.2%	37.5%	38.2%	50.3%
% of FP17s for Band 1 Urgent Courses	499	2,992	16.7%	10.9%	10.6%	9.1%
% of FP17s Relating to Free Repair or Replacements	29	2,992	1.0%	0.5%	0.6%	0.8%
% of FP17s Relating to Continuations	11	2,992	0.4%	0.6%	0.8%	1.0%
% of Patients satisfied with the dentistry they have received	5	5	N/A	87.9%	89.3%	91.5%
% of Patients satisfied with the time they had to wait for an appointment	4	5	N/A	83.3%	84.4%	87.9%

* This is based on patients treated on this contract for their most recent course of treatment. Figures in italics indicate the base number of FP17s or Patient Questionnaire responses are less than 100. N/A is shown where the base number of responses is less than 10 during the period. % is calculated as Quantity/Base number*100

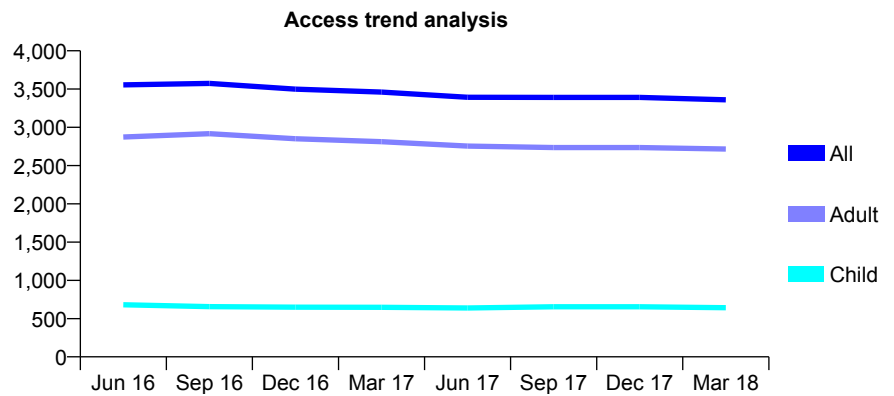
Q62 - Vital Signs At a Glance Contract Report for 161055/0001 - March 2018

Name or company name	Dental Magic (Care) Ltd
Contract type name	PDS Plus Contract
Purpose of contract	General
Contract start date	01/04/2010
Contract end date	31/03/2020

17/18 Contracted general activity (UDA)	14,779
Carry forward general activity (UDA)	3,035
17/18 Contracted orthodontic activity (UOA)	0
Carry forward orthodontic activity (UOA)	0
Baseline contract value	£382,662.03

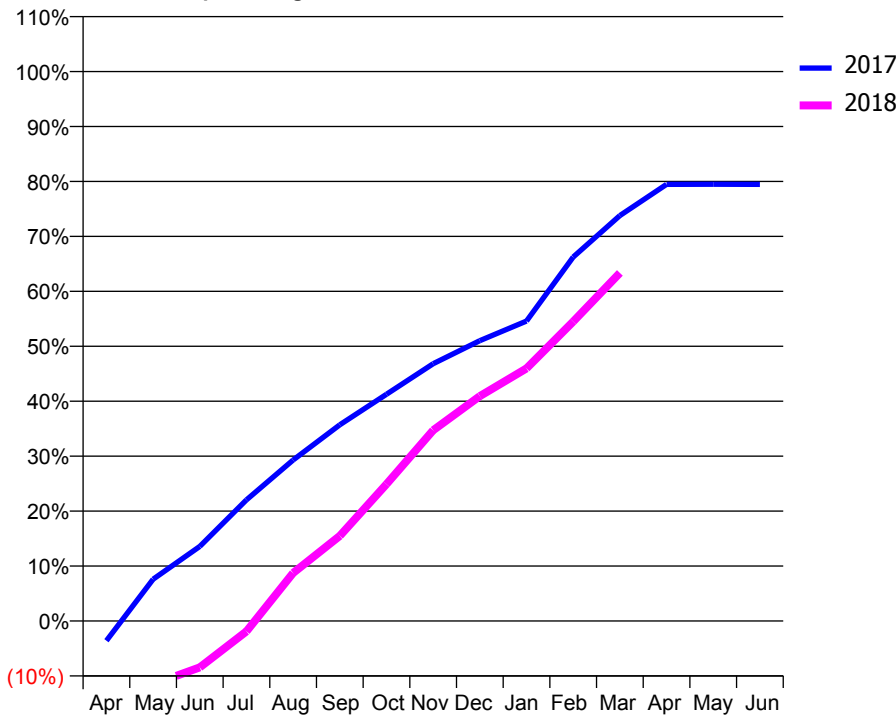
ACCESS*

Patients seen in 24 months	Total	Change since previous quarter
Quarter ending March 2017	3,461	
Quarter ending June 2017	3,392	↓
Quarter ending September 2017	3,391	→
Quarter ending December 2017	3,390	→
Quarter ending March 2018	3,360	→
Variance since March 2017	(2.9%)	↓



ACTIVITY

Cumulative percentage of contracted UDA delivered 2017 & 2018



Month	Adjusted Scheduled Activity (UDA)	
	2017	2018
April	-532	-2,587
May	1,125	-1,706
June	2,005	-1,249
July	3,259	-281
August	4,331	1,293
September	5,277	2,288
October	6,100	3,680
November	6,920	5,131
December	7,541	6,048
January	8,068	6,795
February	9,789	8,054
March	10,903	9,361
April	11,744	
May	11,747	
June	11,744	

QUALITY

	Quantity	Base Number	Contract	AT	Region	England
% of FP17s for the same patient ID Re-attending within 3 months - Children	56	757	7.4%	10.0%	11.5%	11.9%
% of FP17s for the same patient ID Re-attending within 3 months - Adults	587	3,281	17.9%	15.8%	16.8%	16.0%
% of FP17s for the same patient ID Re-attending between 3 & 9 months - Children	329	757	43.5%	47.3%	47.7%	58.3%
% of FP17s for the same patient ID Re-attending between 3 & 9 months - Adults	1,293	3,281	39.4%	37.5%	38.2%	50.3%
% of FP17s for Band 1 Urgent Courses	570	3,793	15.0%	10.9%	10.6%	9.1%
% of FP17s Relating to Free Repair or Replacements	32	3,793	0.8%	0.5%	0.6%	0.8%
% of FP17s Relating to Continuations	9	3,793	0.2%	0.6%	0.8%	1.0%
% of Patients satisfied with the dentistry they have received	6	7	N/A	87.9%	89.3%	91.5%
% of Patients satisfied with the time they had to wait for an appointment	5	7	N/A	83.3%	84.4%	87.9%

* This is based on patients treated on this contract for their most recent course of treatment. Figures in italics indicate the base number of FP17s or Patient Questionnaire responses are less than 100. N/A is shown where the base number of responses is less than 10 during the period. % is calculated as Quantity/Base number*100

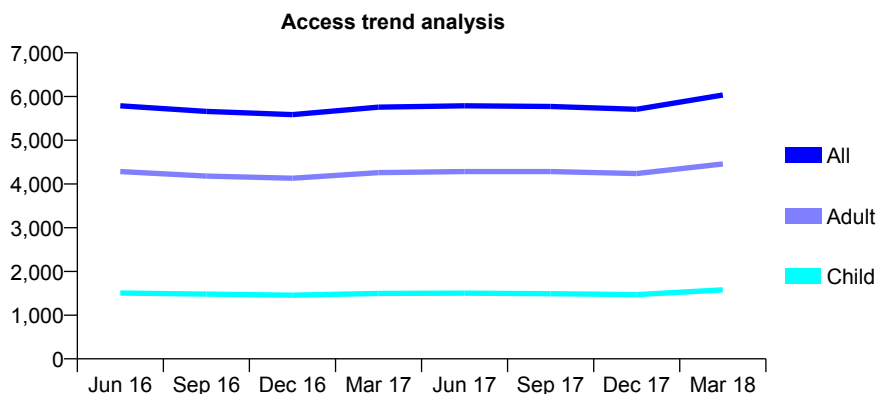
Q62 - Vital Signs At a Glance Contract Report for 164178/0001 - March 2018

Name or company name	Perfect Smile SDS
Contract type name	GDS Contract
Purpose of contract	General
Contract start date	01/01/2012
Contract end date	

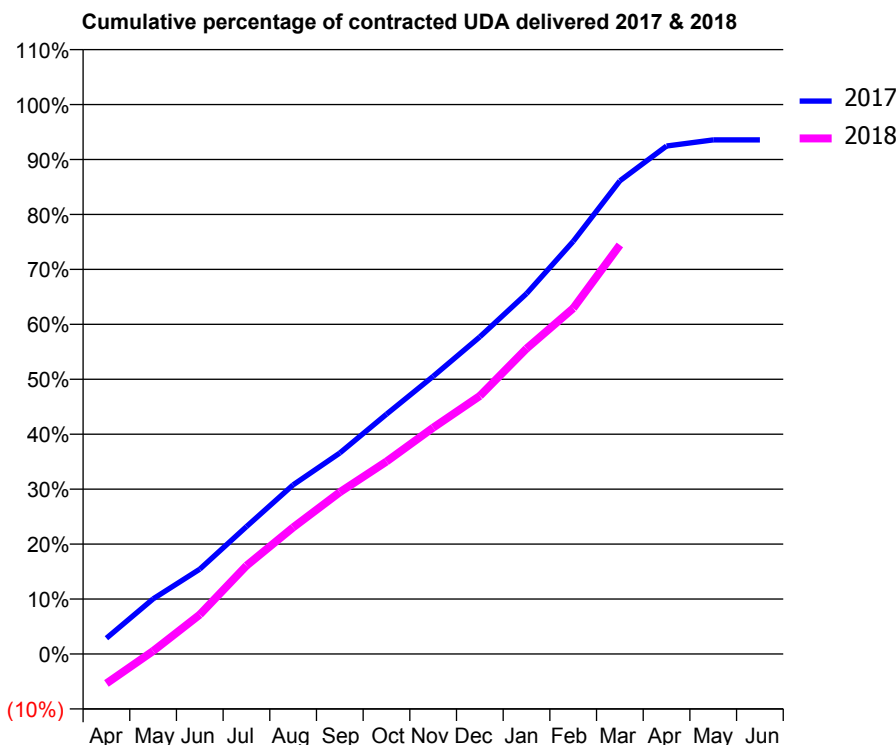
17/18 Contracted general activity (UDA)	21,240
Carry forward general activity (UDA)	1,368
17/18 Contracted orthodontic activity (UOA)	0
Carry forward orthodontic activity (UOA)	0
Baseline contract value	£675,192.23

ACCESS*

Patients seen in 24 months	Total	Change since previous quarter
Quarter ending March 2017	5,756	
Quarter ending June 2017	5,788	→
Quarter ending September 2017	5,772	→
Quarter ending December 2017	5,708	↓
Quarter ending March 2018	6,035	↑
Variance since March 2017	4.8%	↑



ACTIVITY



Month	Adjusted Scheduled Activity (UDA)	
	2017	2018
April	612	-1,140
May	2,131	113
June	3,281	1,521
July	4,925	3,417
August	6,541	4,896
September	7,768	6,254
October	9,269	7,440
November	10,736	8,750
December	12,260	9,976
January	13,929	11,804
February	15,949	13,363
March	18,290	15,813
April	19,634	
May	19,871	
June	19,872	

QUALITY

	Quantity	Base Number	Contract	AT	Region	England
% of FP17s for the same patient ID Re-attending within 3 months - Children	155	1,752	8.8%	10.0%	11.5%	11.9%
% of FP17s for the same patient ID Re-attending within 3 months - Adults	821	5,076	16.2%	15.8%	16.8%	16.0%
% of FP17s for the same patient ID Re-attending between 3 & 9 months - Children	658	1,752	37.6%	47.3%	47.7%	58.3%
% of FP17s for the same patient ID Re-attending between 3 & 9 months - Adults	1,733	5,076	34.1%	37.5%	38.2%	50.3%
% of FP17s for Band 1 Urgent Courses	402	6,377	6.3%	10.9%	10.6%	9.1%
% of FP17s Relating to Free Repair or Replacements	57	6,377	0.9%	0.5%	0.6%	0.8%
% of FP17s Relating to Continuations	205	6,377	3.2%	0.6%	0.8%	1.0%
% of Patients satisfied with the dentistry they have received	3	3	N/A	87.9%	89.3%	91.5%
% of Patients satisfied with the time they had to wait for an appointment	2	3	N/A	83.3%	84.4%	87.9%

* This is based on patients treated on this contract for their most recent course of treatment. Figures in italics indicate the base number of FP17s or Patient Questionnaire responses are less than 100. N/A is shown where the base number of responses is less than 10 during the period. % is calculated as Quantity/Base number*100

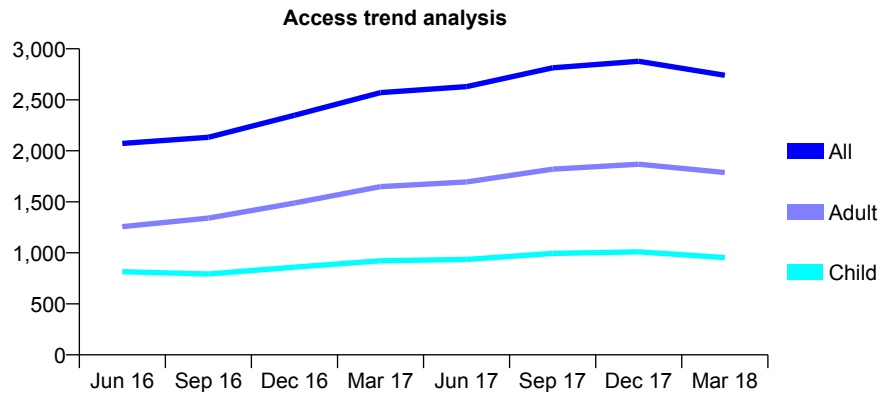
Q62 - Vital Signs At a Glance Contract Report for 164224/0001 - March 2018

Name or company name	Mr M Takhayori, Mrs P Massoudi
Contract type name	GDS Contract
Purpose of contract	General
Contract start date	01/04/2015
Contract end date	

17/18 Contracted general activity (UDA)	7,991
Carry forward general activity (UDA)	-15
17/18 Contracted orthodontic activity (UOA)	0
Carry forward orthodontic activity (UOA)	0
Baseline contract value	£214,632.93

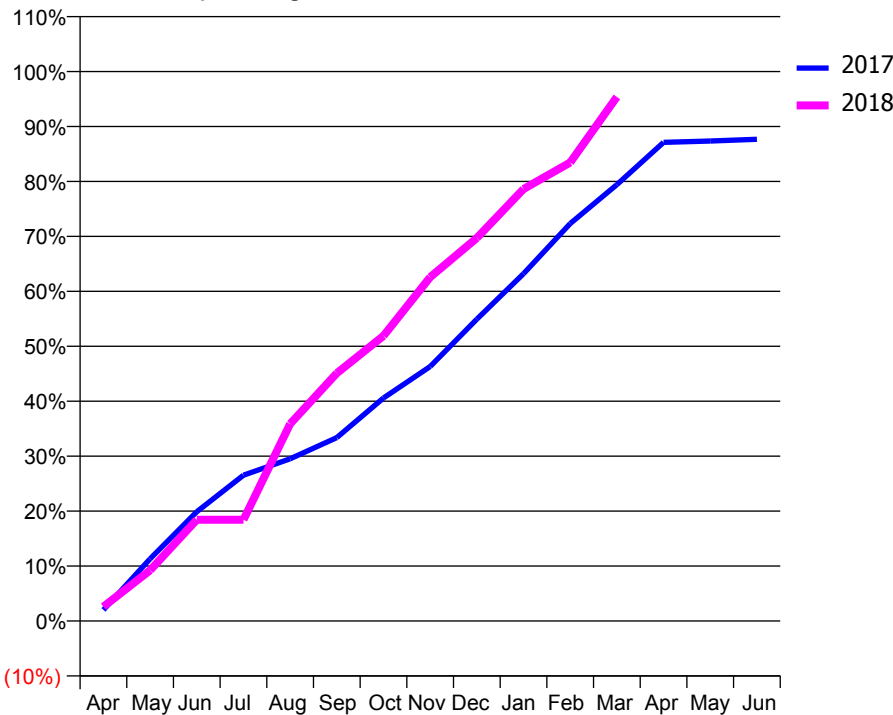
ACCESS*

Patients seen in 24 months	Total	Change since previous quarter
Quarter ending March 2017	2,571	
Quarter ending June 2017	2,630	↑
Quarter ending September 2017	2,814	↑
Quarter ending December 2017	2,878	↑
Quarter ending March 2018	2,740	↓
Variance since March 2017	6.6%	↑



ACTIVITY

Cumulative percentage of contracted UDA delivered 2017 & 2018



Month	Adjusted Scheduled Activity (UDA)	
	2017	2018
April	161	209
May	904	738
June	1,589	1,472
July	2,121	1,472
August	2,359	2,867
September	2,668	3,604
October	3,243	4,147
November	3,700	4,999
December	4,389	5,570
January	5,050	6,281
February	5,780	6,668
March	6,346	7,623
April	6,961	
May	6,979	
June	7,006	

QUALITY

	Quantity	Base Number	Contract	AT	Region	England
% of FP17s for the same patient ID Re-attending within 3 months - Children	75	1,246	6.0%	10.0%	11.5%	11.9%
% of FP17s for the same patient ID Re-attending within 3 months - Adults	230	2,013	11.4%	15.8%	16.8%	16.0%
% of FP17s for the same patient ID Re-attending between 3 & 9 months - Children	453	1,246	36.4%	47.3%	47.7%	58.3%
% of FP17s for the same patient ID Re-attending between 3 & 9 months - Adults	646	2,013	32.1%	37.5%	38.2%	50.3%
% of FP17s for Band 1 Urgent Courses	263	2,614	10.1%	10.9%	10.6%	9.1%
% of FP17s Relating to Free Repair or Replacements	1	2,614	0.0%	0.5%	0.6%	0.8%
% of FP17s Relating to Continuations	27	2,614	1.0%	0.6%	0.8%	1.0%
% of Patients satisfied with the dentistry they have received	6	10	60.0%	87.9%	89.3%	91.5%
% of Patients satisfied with the time they had to wait for an appointment	6	10	60.0%	83.3%	84.4%	87.9%

* This is based on patients treated on this contract for their most recent course of treatment. Figures in italics indicate the base number of FP17s or Patient Questionnaire responses are less than 100. N/A is shown where the base number of responses is less than 10 during the period. % is calculated as Quantity/Base number*100

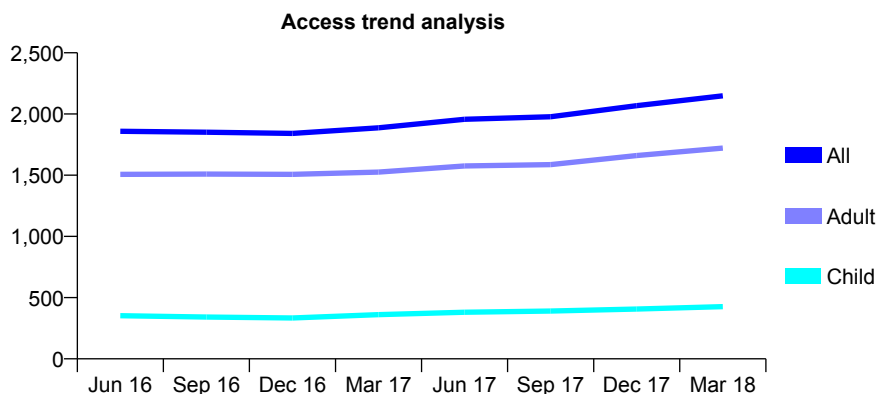
Q62 - Vital Signs At a Glance Contract Report for 165409/0001 - March 2018

Name or company name	Dr. Satinder Dhani & Dr. Sonia Dhani
Contract type name	GDS Contract
Purpose of contract	General
Contract start date	01/12/2012
Contract end date	

17/18 Contracted general activity (UDA)	7,042
Carry forward general activity (UDA)	0
17/18 Contracted orthodontic activity (UOA)	0
Carry forward orthodontic activity (UOA)	0
Baseline contract value	£185,305.17

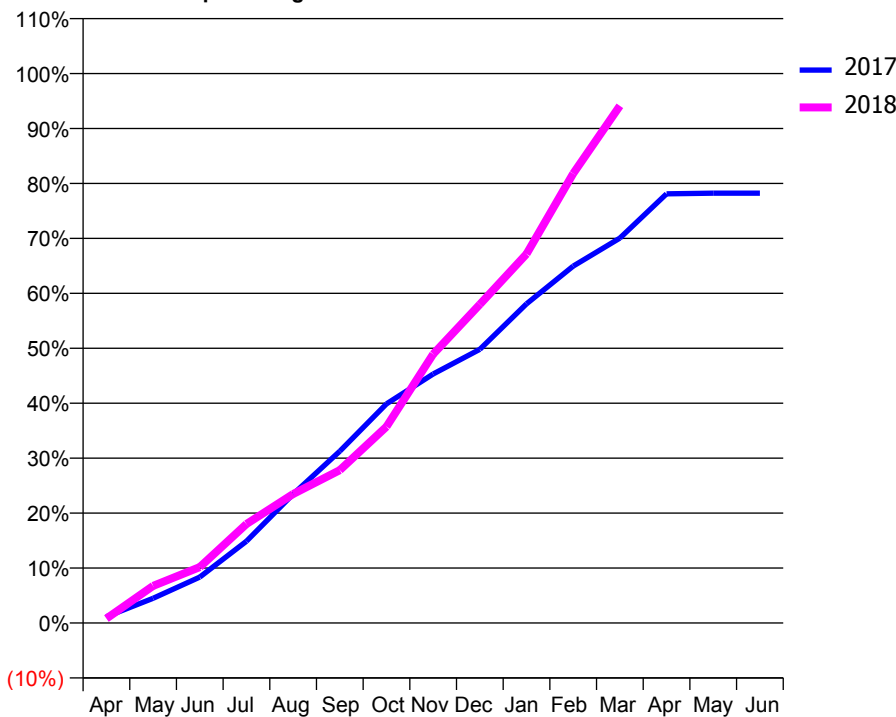
ACCESS*

Patients seen in 24 months	Total	Change since previous quarter
Quarter ending March 2017	1,887	
Quarter ending June 2017	1,957	↑
Quarter ending September 2017	1,978	→
Quarter ending December 2017	2,068	↑
Quarter ending March 2018	2,149	↑
Variance since March 2017	13.9%	↑



ACTIVITY

Cumulative percentage of contracted UDA delivered 2017 & 2018



Month	Adjusted Scheduled Activity (UDA)	
	2017	2018
April	81	56
May	318	475
June	588	717
July	1,048	1,268
August	1,651	1,654
September	2,203	1,960
October	2,808	2,516
November	3,192	3,446
December	3,508	4,084
January	4,091	4,729
February	4,574	5,759
March	4,932	6,628
April	5,500	
May	5,509	
June	5,509	

QUALITY

	Quantity	Base Number	Contract	AT	Region	England
% of FP17s for the same patient ID Re-attending within 3 months - Children	43	616	7.0%	10.0%	11.5%	11.9%
% of FP17s for the same patient ID Re-attending within 3 months - Adults	270	1,994	13.5%	15.8%	16.8%	16.0%
% of FP17s for the same patient ID Re-attending between 3 & 9 months - Children	315	616	51.1%	47.3%	47.7%	58.3%
% of FP17s for the same patient ID Re-attending between 3 & 9 months - Adults	731	1,994	36.7%	37.5%	38.2%	50.3%
% of FP17s for Band 1 Urgent Courses	123	2,130	5.8%	10.9%	10.6%	9.1%
% of FP17s Relating to Free Repair or Replacements	5	2,130	0.2%	0.5%	0.6%	0.8%
% of FP17s Relating to Continuations	10	2,130	0.5%	0.6%	0.8%	1.0%
% of Patients satisfied with the dentistry they have received	1	2	N/A	87.9%	89.3%	91.5%
% of Patients satisfied with the time they had to wait for an appointment	0	2	N/A	83.3%	84.4%	87.9%

* This is based on patients treated on this contract for their most recent course of treatment. Figures in italics indicate the base number of FP17s or Patient Questionnaire responses are less than 100. N/A is shown where the base number of responses is less than 10 during the period. % is calculated as Quantity/Base number*100

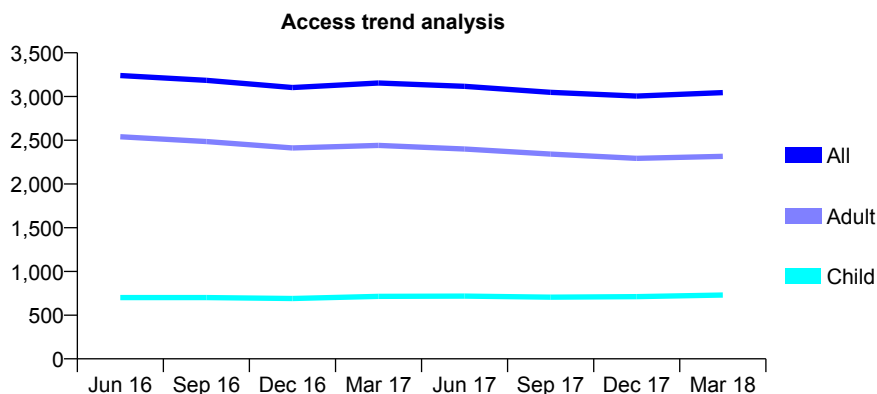
Q62 - Vital Signs At a Glance Contract Report for 165735/0001 - March 2018

Name or company name	Dr M Delahaye, Dr O Bhutta and Dr L Pada
Contract type name	GDS Contract
Purpose of contract	General
Contract start date	01/11/2011
Contract end date	

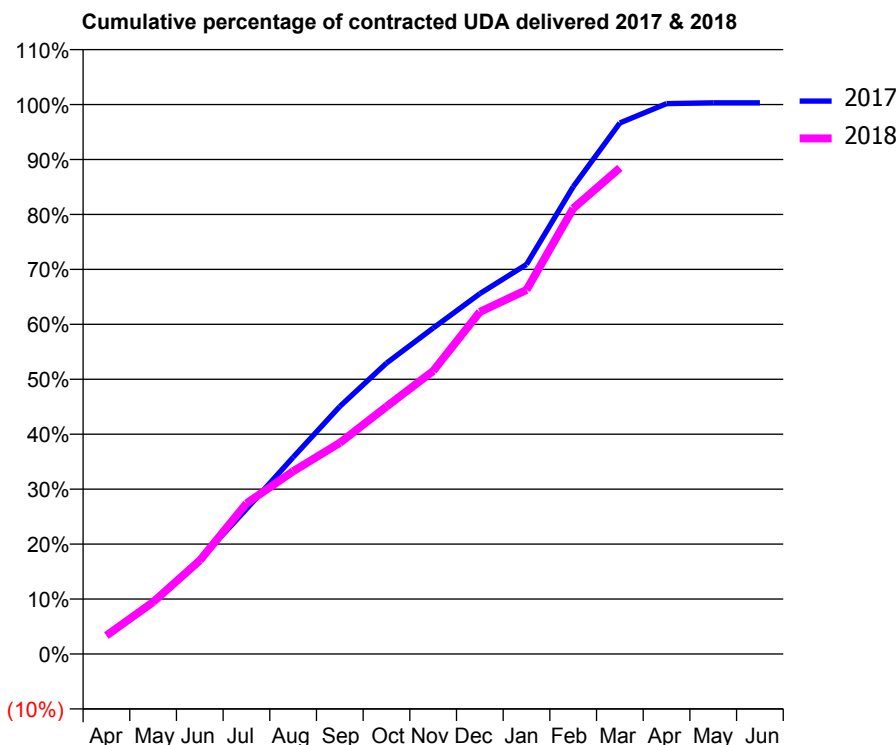
17/18 Contracted general activity (UDA)	7,365
Carry forward general activity (UDA)	-23
17/18 Contracted orthodontic activity (UOA)	0
Carry forward orthodontic activity (UOA)	0
Baseline contract value	£196,746.83

ACCESS*

Patients seen in 24 months	Total	Change since previous quarter
Quarter ending March 2017	3,155	
Quarter ending June 2017	3,116	↓
Quarter ending September 2017	3,048	↓
Quarter ending December 2017	3,005	↓
Quarter ending March 2018	3,045	→
Variance since March 2017	(3.5%)	↓



ACTIVITY



Month	Adjusted Scheduled Activity (UDA)	
	2017	2018
April	256	247
May	707	696
June	1,267	1,253
July	1,943	2,018
August	2,636	2,449
September	3,317	2,830
October	3,898	3,315
November	4,369	3,794
December	4,829	4,586
January	5,221	4,880
February	6,264	5,972
March	7,119	6,515
April	7,376	
May	7,388	
June	7,388	

QUALITY

	Quantity	Base Number	Contract	AT	Region	England
% of FP17s for the same patient ID Re-attending within 3 months - Children	74	853	8.7%	10.0%	11.5%	11.9%
% of FP17s for the same patient ID Re-attending within 3 months - Adults	314	2,381	13.2%	15.8%	16.8%	16.0%
% of FP17s for the same patient ID Re-attending between 3 & 9 months - Children	361	853	42.3%	47.3%	47.7%	58.3%
% of FP17s for the same patient ID Re-attending between 3 & 9 months - Adults	1,022	2,381	42.9%	37.5%	38.2%	50.3%
% of FP17s for Band 1 Urgent Courses	394	3,083	12.8%	10.9%	10.6%	9.1%
% of FP17s Relating to Free Repair or Replacements	6	3,083	0.2%	0.5%	0.6%	0.8%
% of FP17s Relating to Continuations	18	3,083	0.6%	0.6%	0.8%	1.0%
% of Patients satisfied with the dentistry they have received	1	1	N/A	87.9%	89.3%	91.5%
% of Patients satisfied with the time they had to wait for an appointment	1	1	N/A	83.3%	84.4%	87.9%

* This is based on patients treated on this contract for their most recent course of treatment. Figures in italics indicate the base number of FP17s or Patient Questionnaire responses are less than 100. N/A is shown where the base number of responses is less than 10 during the period. % is calculated as Quantity/Base number*100

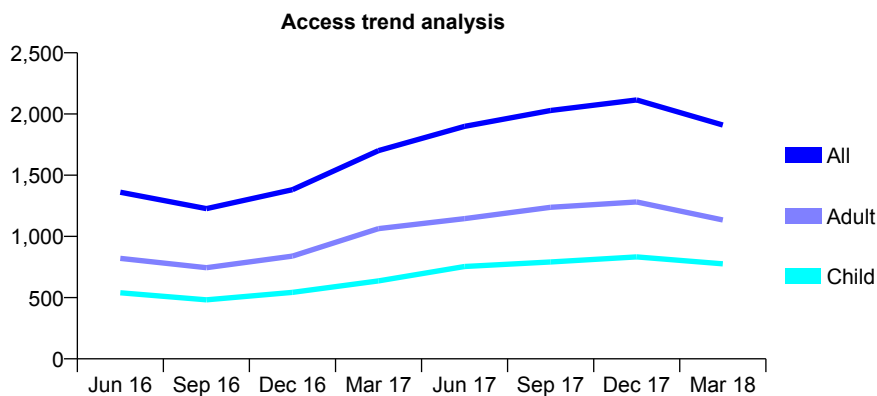
Q62 - Vital Signs At a Glance Contract Report for 165808/0001 - March 2018

Name or company name	Yeading Lane Dental Practice Partnership
Contract type name	GDS Contract
Purpose of contract	General
Contract start date	01/01/2015
Contract end date	

17/18 Contracted general activity (UDA)	5,438
Carry forward general activity (UDA)	0
17/18 Contracted orthodontic activity (UOA)	0
Carry forward orthodontic activity (UOA)	0
Baseline contract value	£129,460.62

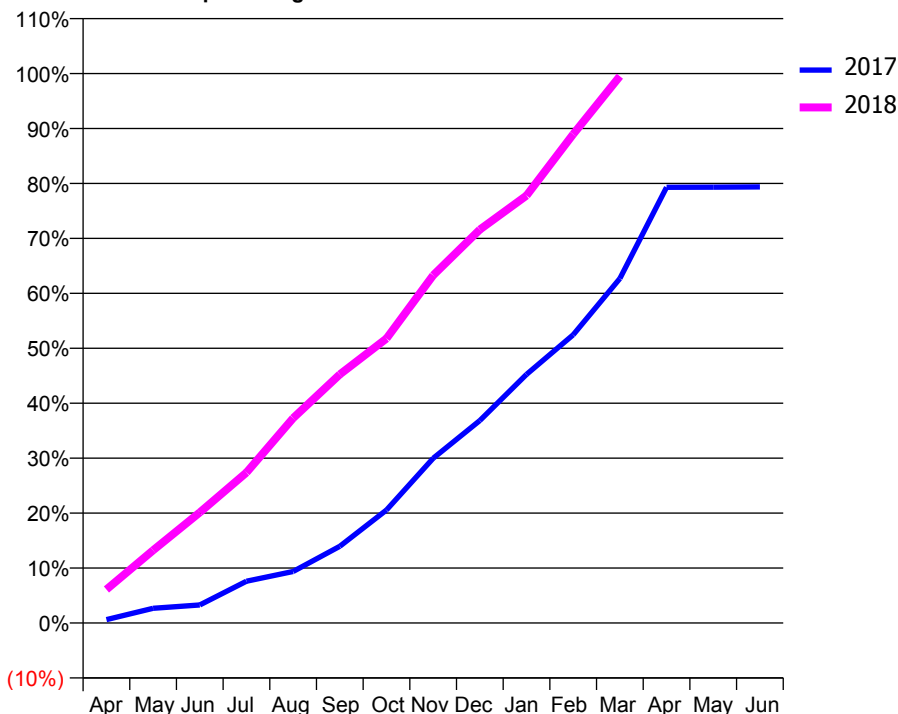
ACCESS*

Patients seen in 24 months	Total	Change since previous quarter
Quarter ending March 2017	1,701	
Quarter ending June 2017	1,899	↑
Quarter ending September 2017	2,029	↑
Quarter ending December 2017	2,115	↑
Quarter ending March 2018	1,910	↓
Variance since March 2017	12.3%	↑



ACTIVITY

Cumulative percentage of contracted UDA delivered 2017 & 2018



Month	Adjusted Scheduled Activity (UDA)	
	2017	2018
April	33	332
May	146	720
June	179	1,095
July	413	1,489
August	510	2,028
September	760	2,461
October	1,119	2,815
November	1,631	3,441
December	2,004	3,893
January	2,461	4,230
February	2,852	4,837
March	3,409	5,412
April	4,312	
May	4,313	
June	4,316	

QUALITY

	Quantity	Base Number	Contract	AT	Region	England
% of FP17s for the same patient ID Re-attending within 3 months - Children	54	1,108	4.9%	10.0%	11.5%	11.9%
% of FP17s for the same patient ID Re-attending within 3 months - Adults	106	1,381	7.7%	15.8%	16.8%	16.0%
% of FP17s for the same patient ID Re-attending between 3 & 9 months - Children	422	1,108	38.1%	47.3%	47.7%	58.3%
% of FP17s for the same patient ID Re-attending between 3 & 9 months - Adults	398	1,381	28.8%	37.5%	38.2%	50.3%
% of FP17s for Band 1 Urgent Courses	139	2,239	6.2%	10.9%	10.6%	9.1%
% of FP17s Relating to Free Repair or Replacements	6	2,239	0.3%	0.5%	0.6%	0.8%
% of FP17s Relating to Continuations	1	2,239	0.0%	0.6%	0.8%	1.0%
% of Patients satisfied with the dentistry they have received	1	1	N/A	87.9%	89.3%	91.5%
% of Patients satisfied with the time they had to wait for an appointment	1	1	N/A	83.3%	84.4%	87.9%

* This is based on patients treated on this contract for their most recent course of treatment. Figures in italics indicate the base number of FP17s or Patient Questionnaire responses are less than 100. N/A is shown where the base number of responses is less than 10 during the period. % is calculated as Quantity/Base number*100

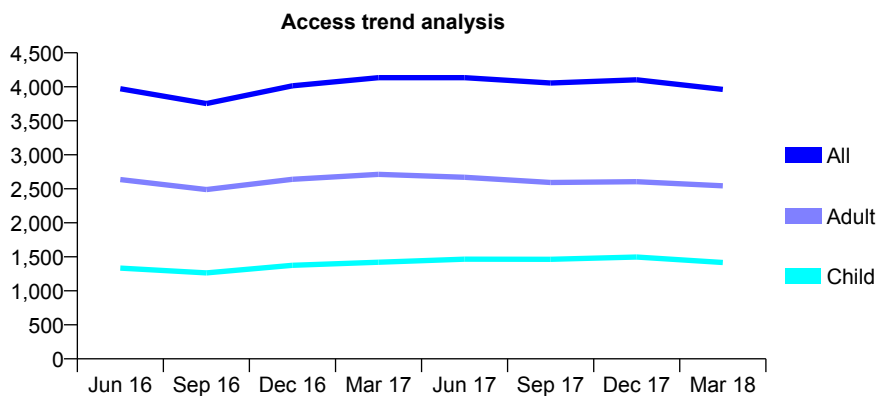
Q62 - Vital Signs At a Glance Contract Report for 166804/0001 - March 2018

Name or company name	The Neasden Dental Clinic
Contract type name	GDS Contract
Purpose of contract	General
Contract start date	01/04/2011
Contract end date	

17/18 Contracted general activity (UDA)	10,922
Carry forward general activity (UDA)	-140
17/18 Contracted orthodontic activity (UOA)	0
Carry forward orthodontic activity (UOA)	0
Baseline contract value	£264,490.62

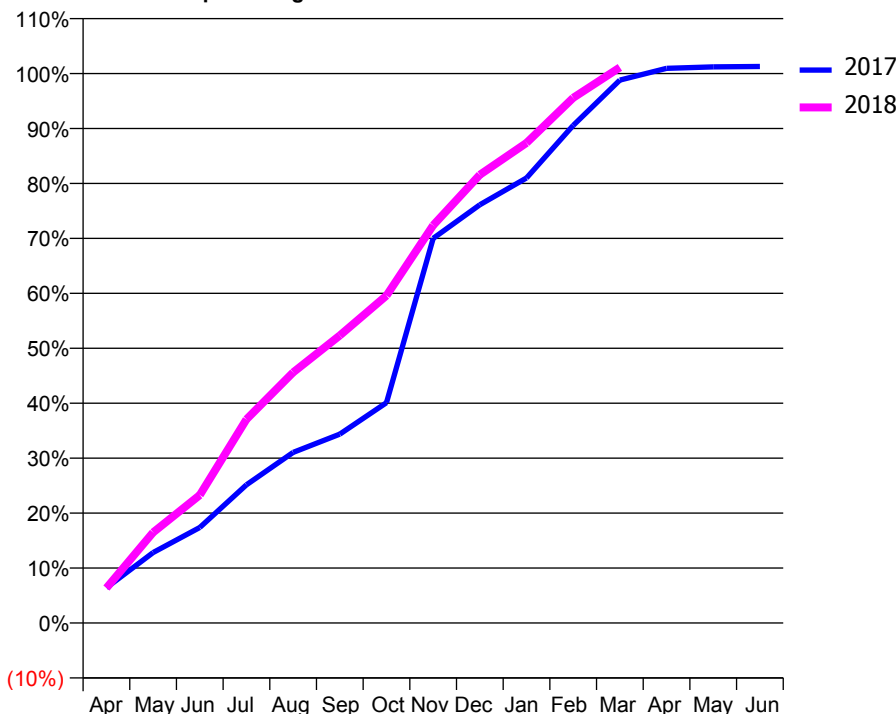
ACCESS*

Patients seen in 24 months	Total	Change since previous quarter
Quarter ending March 2017	4,134	
Quarter ending June 2017	4,134	→
Quarter ending September 2017	4,056	↓
Quarter ending December 2017	4,102	→
Quarter ending March 2018	3,961	↓
Variance since March 2017	(4.2%)	↓



ACTIVITY

Cumulative percentage of contracted UDA delivered 2017 & 2018



Month	Adjusted Scheduled Activity (UDA)	
	2017	2018
April	700	696
May	1,401	1,802
June	1,899	2,542
July	2,748	4,048
August	3,391	4,981
September	3,755	5,715
October	4,380	6,509
November	7,644	7,906
December	8,312	8,911
January	8,845	9,543
February	9,890	10,438
March	10,790	11,044
April	11,025	
May	11,054	
June	11,062	

QUALITY

	Quantity	Base Number	Contract	AT	Region	England
% of FP17s for the same patient ID Re-attending within 3 months - Children	139	1,855	7.5%	10.0%	11.5%	11.9%
% of FP17s for the same patient ID Re-attending within 3 months - Adults	445	2,816	15.8%	15.8%	16.8%	16.0%
% of FP17s for the same patient ID Re-attending between 3 & 9 months - Children	812	1,855	43.8%	47.3%	47.7%	58.3%
% of FP17s for the same patient ID Re-attending between 3 & 9 months - Adults	1,070	2,816	38.0%	37.5%	38.2%	50.3%
% of FP17s for Band 1 Urgent Courses	450	4,563	9.9%	10.9%	10.6%	9.1%
% of FP17s Relating to Free Repair or Replacements	34	4,563	0.7%	0.5%	0.6%	0.8%
% of FP17s Relating to Continuations	40	4,563	0.9%	0.6%	0.8%	1.0%
% of Patients satisfied with the dentistry they have received	1	1	N/A	87.9%	89.3%	91.5%
% of Patients satisfied with the time they had to wait for an appointment	1	1	N/A	83.3%	84.4%	87.9%

* This is based on patients treated on this contract for their most recent course of treatment. Figures in italics indicate the base number of FP17s or Patient Questionnaire responses are less than 100. N/A is shown where the base number of responses is less than 10 during the period. % is calculated as Quantity/Base number*100

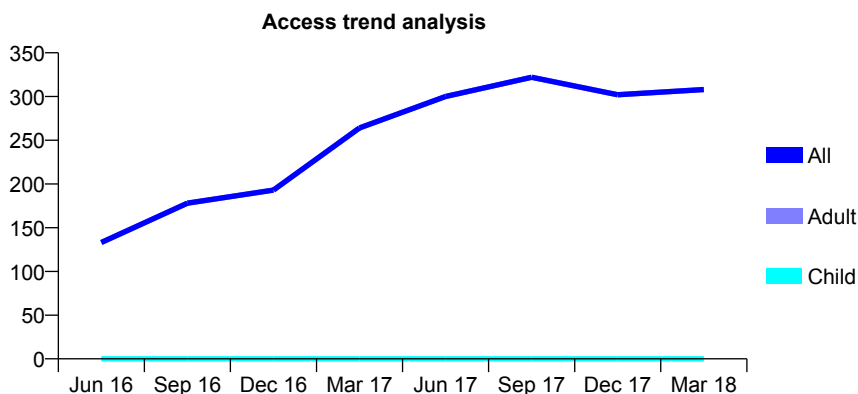
Q62 - Vital Signs At a Glance Contract Report for 167002/0001 - March 2018

Name or company name	Mr AS Khambay and Mrs GK Khambay
Contract type name	PDS Contract
Purpose of contract	General
Contract start date	01/10/2015
Contract end date	31/03/2018

17/18 Contracted general activity (UDA)	733
Carry forward general activity (UDA)	-15
17/18 Contracted orthodontic activity (UOA)	0
Carry forward orthodontic activity (UOA)	0
Baseline contract value	£26,480.19

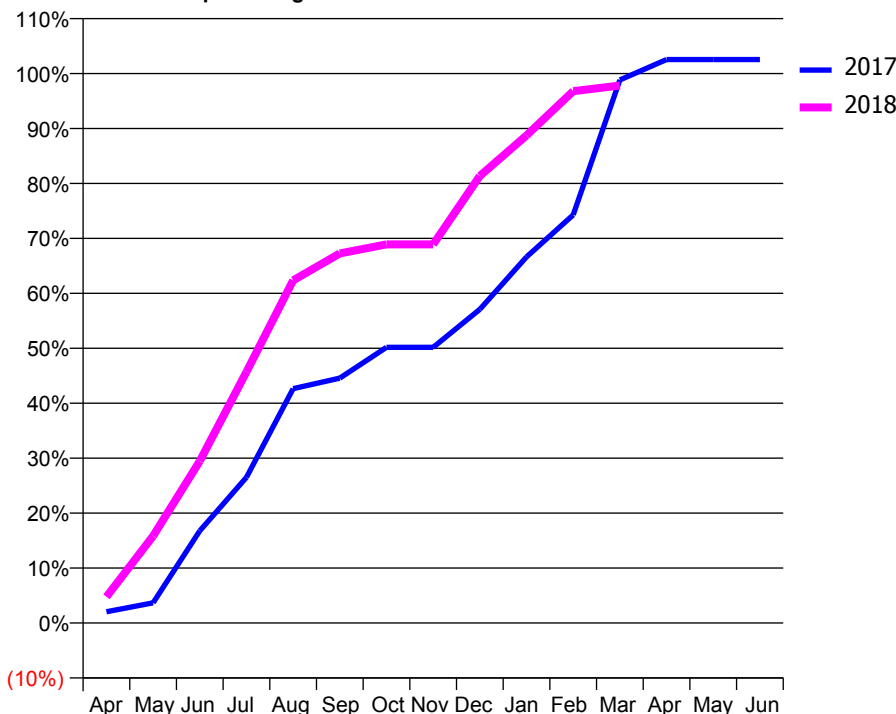
ACCESS*

Patients seen in 24 months	Total	Change since previous quarter
Quarter ending March 2017	264	
Quarter ending June 2017	300	↑
Quarter ending September 2017	322	↑
Quarter ending December 2017	302	↓
Quarter ending March 2018	308	→
Variance since March 2017	16.7%	↑



ACTIVITY

Cumulative percentage of contracted UDA delivered 2017 & 2018



Month	Adjusted Scheduled Activity (UDA)	
	2017	2018
April	15	35
May	27	116
June	123	216
July	194	335
August	313	457
September	327	493
October	368	505
November	368	505
December	418	596
January	488	650
February	544	709
March	724	717
April	752	
May	752	
June	752	

QUALITY

	Quantity	Base Number	Contract	AT	Region	England
% of FP17s for the same patient ID Re-attending within 3 months - Children	0	0	N/A	10.0%	11.5%	11.9%
% of FP17s for the same patient ID Re-attending within 3 months - Adults	14	188	7.4%	15.8%	16.8%	16.0%
% of FP17s for the same patient ID Re-attending between 3 & 9 months - Children	0	0	N/A	47.3%	47.7%	58.3%
% of FP17s for the same patient ID Re-attending between 3 & 9 months - Adults	14	188	7.4%	37.5%	38.2%	50.3%
% of FP17s for Band 1 Urgent Courses	5	178	2.8%	10.9%	10.6%	9.1%
% of FP17s Relating to Free Repair or Replacements	0	178	0.0%	0.5%	0.6%	0.8%
% of FP17s Relating to Continuations	5	178	2.8%	0.6%	0.8%	1.0%
% of Patients satisfied with the dentistry they have received	0	0	N/A	87.9%	89.3%	91.5%
% of Patients satisfied with the time they had to wait for an appointment	0	0	N/A	83.3%	84.4%	87.9%

* This is based on patients treated on this contract for their most recent course of treatment. Figures in italics indicate the base number of FP17s or Patient Questionnaire responses are less than 100. N/A is shown where the base number of responses is less than 10 during the period. % is calculated as Quantity/Base number*100

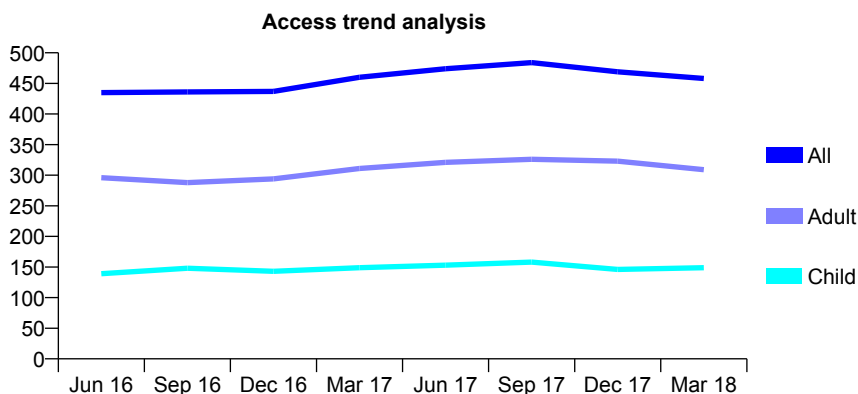
Q62 - Vital Signs At a Glance Contract Report for 168599/0001 - March 2018

Name or company name	Dental Centre 100
Contract type name	GDS Contract
Purpose of contract	General
Contract start date	01/11/2011
Contract end date	

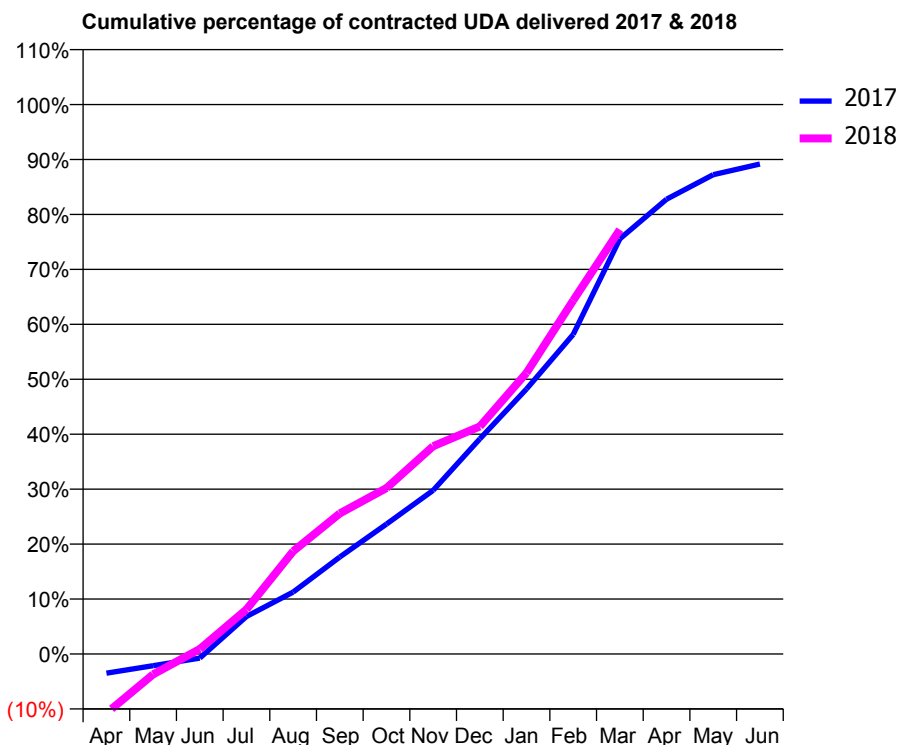
17/18 Contracted general activity (UDA)	1,876
Carry forward general activity (UDA)	203
17/18 Contracted orthodontic activity (UOA)	0
Carry forward orthodontic activity (UOA)	0
Baseline contract value	£49,868.00

ACCESS*

Patients seen in 24 months	Total	Change since previous quarter
Quarter ending March 2017	460	
Quarter ending June 2017	474	↑
Quarter ending September 2017	484	↑
Quarter ending December 2017	469	↓
Quarter ending March 2018	458	↓
Variance since March 2017	(0.4%)	→



ACTIVITY



Month	Adjusted Scheduled Activity (UDA)	
	2017	2018
April	-66	-203
May	-40	-70
June	-14	17
July	128	152
August	211	351
September	331	480
October	444	567
November	559	709
December	735	777
January	905	960
February	1,091	1,207
March	1,417	1,449
April	1,553	
May	1,637	
June	1,673	

QUALITY

	Quantity	Base Number	Contract	AT	Region	England
% of FP17s for the same patient ID Re-attending within 3 months - Children	14	149	9.4%	10.0%	11.5%	11.9%
% of FP17s for the same patient ID Re-attending within 3 months - Adults	44	292	15.1%	15.8%	16.8%	16.0%
% of FP17s for the same patient ID Re-attending between 3 & 9 months - Children	35	149	23.5%	47.3%	47.7%	58.3%
% of FP17s for the same patient ID Re-attending between 3 & 9 months - Adults	80	292	27.4%	37.5%	38.2%	50.3%
% of FP17s for Band 1 Urgent Courses	44	404	10.9%	10.9%	10.6%	9.1%
% of FP17s Relating to Free Repair or Replacements	0	404	0.0%	0.5%	0.6%	0.8%
% of FP17s Relating to Continuations	1	404	0.2%	0.6%	0.8%	1.0%
% of Patients satisfied with the dentistry they have received	0	1	N/A	87.9%	89.3%	91.5%
% of Patients satisfied with the time they had to wait for an appointment	1	1	N/A	83.3%	84.4%	87.9%

* This is based on patients treated on this contract for their most recent course of treatment. Figures in italics indicate the base number of FP17s or Patient Questionnaire responses are less than 100. N/A is shown where the base number of responses is less than 10 during the period. % is calculated as Quantity/Base number*100

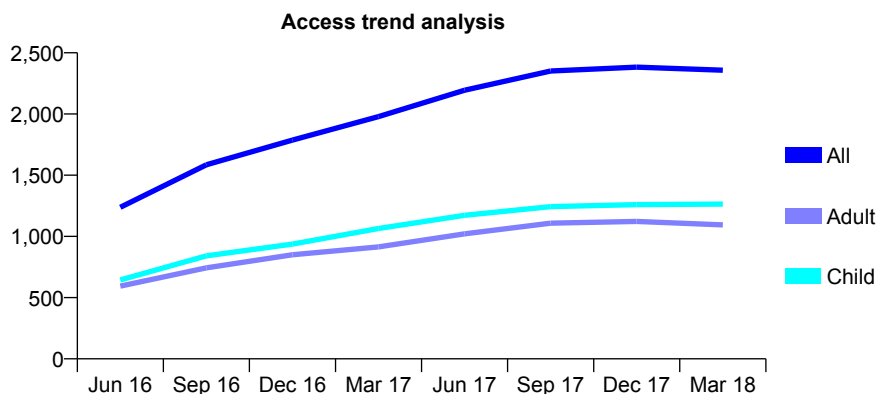
Q62 - Vital Signs At a Glance Contract Report for 168823/0001 - March 2018

Name or company name	MR JJ LAI
Contract type name	GDS Contract
Purpose of contract	General
Contract start date	01/11/2015
Contract end date	

17/18 Contracted general activity (UDA)	7,635
Carry forward general activity (UDA)	-153
17/18 Contracted orthodontic activity (UOA)	0
Carry forward orthodontic activity (UOA)	0
Baseline contract value	£202,708.88

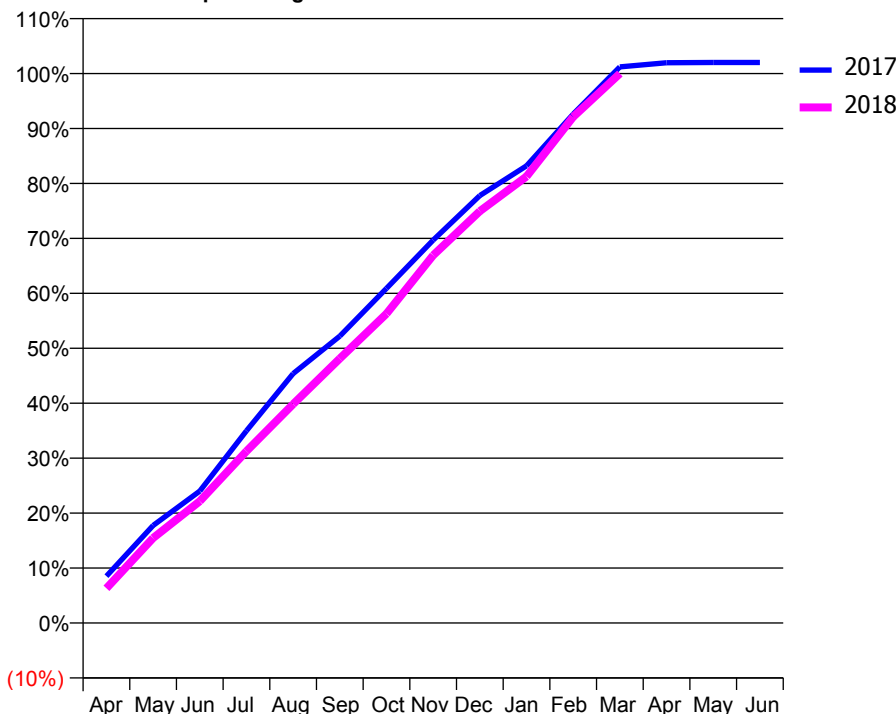
ACCESS*

Patients seen in 24 months	Total	Change since previous quarter
Quarter ending March 2017	1,979	
Quarter ending June 2017	2,194	↑
Quarter ending September 2017	2,351	↑
Quarter ending December 2017	2,383	→
Quarter ending March 2018	2,358	↓
Variance since March 2017	19.2%	↑



ACTIVITY

Cumulative percentage of contracted UDA delivered 2017 & 2018



Month	Adjusted Scheduled Activity (UDA)	
	2017	2018
April	652	483
May	1,356	1,180
June	1,833	1,693
July	2,670	2,387
August	3,466	3,042
September	3,987	3,676
October	4,650	4,297
November	5,321	5,109
December	5,938	5,722
January	6,353	6,204
February	7,071	7,032
March	7,728	7,634
April	7,785	
May	7,789	
June	7,789	

QUALITY

	Quantity	Base Number	Contract	AT	Region	England
% of FP17s for the same patient ID Re-attending within 3 months - Children	67	1,346	5.0%	10.0%	11.5%	11.9%
% of FP17s for the same patient ID Re-attending within 3 months - Adults	103	924	11.1%	15.8%	16.8%	16.0%
% of FP17s for the same patient ID Re-attending between 3 & 9 months - Children	513	1,346	38.1%	47.3%	47.7%	58.3%
% of FP17s for the same patient ID Re-attending between 3 & 9 months - Adults	299	924	32.4%	37.5%	38.2%	50.3%
% of FP17s for Band 1 Urgent Courses	27	2,253	1.2%	10.9%	10.6%	9.1%
% of FP17s Relating to Free Repair or Replacements	0	2,253	0.0%	0.5%	0.6%	0.8%
% of FP17s Relating to Continuations	34	2,253	1.5%	0.6%	0.8%	1.0%
% of Patients satisfied with the dentistry they have received	1	1	N/A	87.9%	89.3%	91.5%
% of Patients satisfied with the time they had to wait for an appointment	1	1	N/A	83.3%	84.4%	87.9%

* This is based on patients treated on this contract for their most recent course of treatment. Figures in italics indicate the base number of FP17s or Patient Questionnaire responses are less than 100. N/A is shown where the base number of responses is less than 10 during the period. % is calculated as Quantity/Base number*100

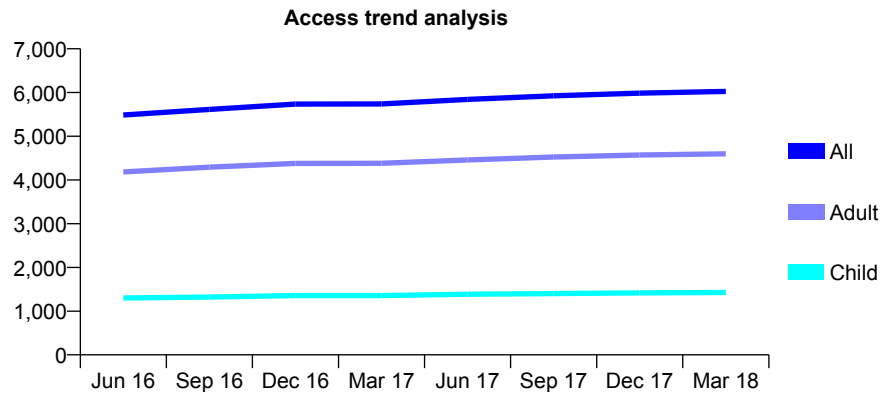
Q62 - Vital Signs At a Glance Contract Report for 169455/0001 - March 2018

Name or company name	Preeman Limited Smile For Life Dental Clin
Contract type name	GDS Contract
Purpose of contract	General
Contract start date	01/04/2011
Contract end date	

17/18 Contracted general activity (UDA)	25,000
Carry forward general activity (UDA)	0
17/18 Contracted orthodontic activity (UOA)	0
Carry forward orthodontic activity (UOA)	0
Baseline contract value	£694,291.54

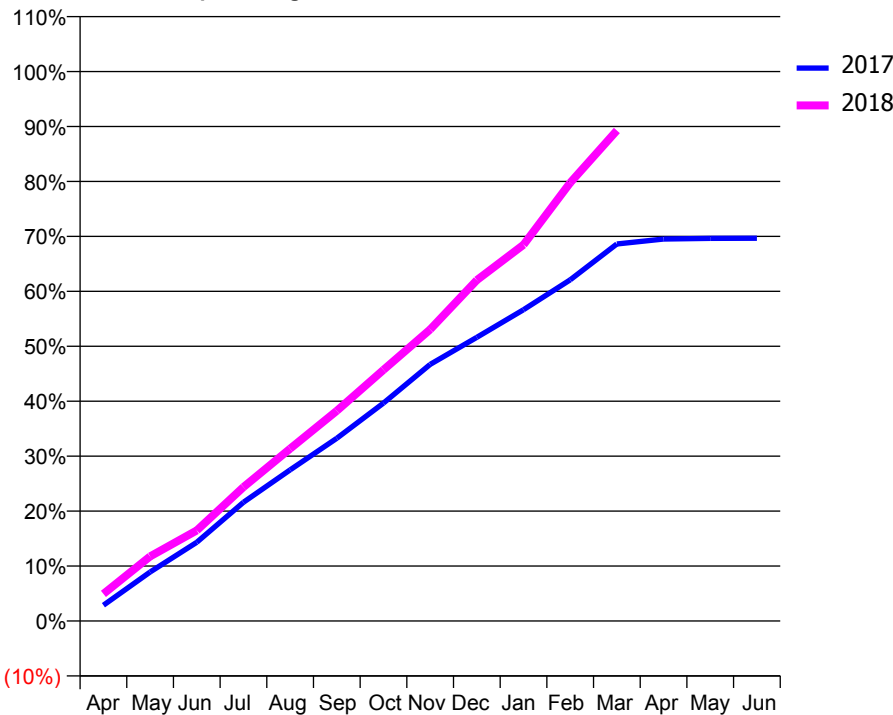
ACCESS*

Patients seen in 24 months	Total	Change since previous quarter
Quarter ending March 2017	5,739	
Quarter ending June 2017	5,844	→
Quarter ending September 2017	5,924	→
Quarter ending December 2017	5,987	→
Quarter ending March 2018	6,025	→
Variance since March 2017	5.0%	↑



ACTIVITY

Cumulative percentage of contracted UDA delivered 2017 & 2018



Month	Adjusted Scheduled Activity (UDA)	
	2017	2018
April	885	1,234
May	2,746	2,941
June	4,408	4,123
July	6,647	6,092
August	8,464	7,839
September	10,233	9,565
October	12,203	11,426
November	14,374	13,263
December	15,887	15,508
January	17,433	17,119
February	19,103	19,937
March	21,117	22,317
April	21,390	
May	21,433	
June	21,440	

QUALITY

	Quantity	Base Number	Contract	AT	Region	England
% of FP17s for the same patient ID Re-attending within 3 months - Children	203	2,063	9.8%	10.0%	11.5%	11.9%
% of FP17s for the same patient ID Re-attending within 3 months - Adults	533	4,884	10.9%	15.8%	16.8%	16.0%
% of FP17s for the same patient ID Re-attending between 3 & 9 months - Children	1,177	2,063	57.1%	47.3%	47.7%	58.3%
% of FP17s for the same patient ID Re-attending between 3 & 9 months - Adults	2,116	4,884	43.3%	37.5%	38.2%	50.3%
% of FP17s for Band 1 Urgent Courses	279	6,813	4.1%	10.9%	10.6%	9.1%
% of FP17s Relating to Free Repair or Replacements	1	6,813	0.0%	0.5%	0.6%	0.8%
% of FP17s Relating to Continuations	66	6,813	1.0%	0.6%	0.8%	1.0%
% of Patients satisfied with the dentistry they have received	4	5	N/A	87.9%	89.3%	91.5%
% of Patients satisfied with the time they had to wait for an appointment	5	5	N/A	83.3%	84.4%	87.9%

* This is based on patients treated on this contract for their most recent course of treatment. Figures in italics indicate the base number of FP17s or Patient Questionnaire responses are less than 100. N/A is shown where the base number of responses is less than 10 during the period. % is calculated as Quantity/Base number*100

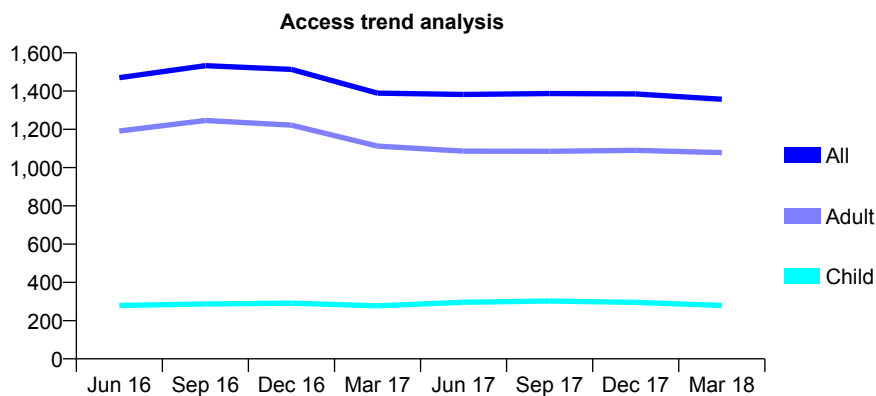
Q62 - Vital Signs At a Glance Contract Report for 171085/0001 - March 2018

Name or company name	Mr B K Vekeria & Mr A Ullah Sheikh
Contract type name	GDS Contract
Purpose of contract	General
Contract start date	01/12/2010
Contract end date	

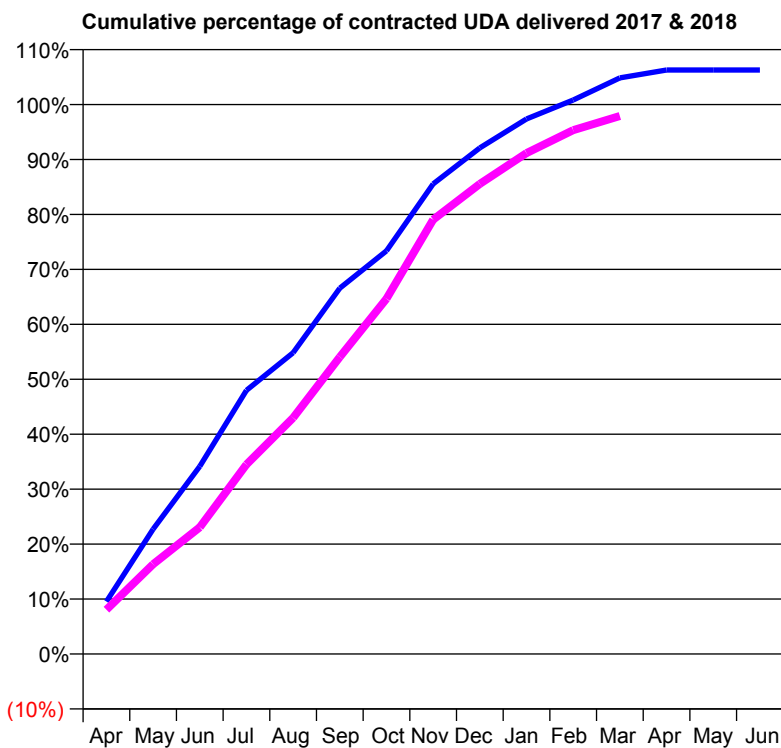
17/18 Contracted general activity (UDA)	4,341
Carry forward general activity (UDA)	-87
17/18 Contracted orthodontic activity (UOA)	0
Carry forward orthodontic activity (UOA)	0
Baseline contract value	£102,030.19

ACCESS*

Patients seen in 24 months	Total	Change since previous quarter
Quarter ending March 2017	1,389	
Quarter ending June 2017	1,382	→
Quarter ending September 2017	1,387	→
Quarter ending December 2017	1,385	→
Quarter ending March 2018	1,357	↓
Variance since March 2017	(2.3%)	↓



ACTIVITY



Month	Adjusted Scheduled Activity (UDA)	
	2017	2018
April	415	350
May	987	710
June	1,483	1,001
July	2,083	1,497
August	2,380	1,866
September	2,890	2,346
October	3,185	2,806
November	3,714	3,432
December	3,999	3,714
January	4,227	3,957
February	4,376	4,139
March	4,551	4,250
April	4,613	
May	4,613	
June	4,613	

QUALITY

	Quantity	Base Number	Contract	AT	Region	England
% of FP17s for the same patient ID Re-attending within 3 months - Children	21	277	7.6%	10.0%	11.5%	11.9%
% of FP17s for the same patient ID Re-attending within 3 months - Adults	160	1,034	15.5%	15.8%	16.8%	16.0%
% of FP17s for the same patient ID Re-attending between 3 & 9 months - Children	87	277	31.4%	47.3%	47.7%	58.3%
% of FP17s for the same patient ID Re-attending between 3 & 9 months - Adults	232	1,034	22.4%	37.5%	38.2%	50.3%
% of FP17s for Band 1 Urgent Courses	170	1,299	13.1%	10.9%	10.6%	9.1%
% of FP17s Relating to Free Repair or Replacements	1	1,299	0.1%	0.5%	0.6%	0.8%
% of FP17s Relating to Continuations	25	1,299	1.9%	0.6%	0.8%	1.0%
% of Patients satisfied with the dentistry they have received	0	0	N/A	87.9%	89.3%	91.5%
% of Patients satisfied with the time they had to wait for an appointment	0	0	N/A	83.3%	84.4%	87.9%

* This is based on patients treated on this contract for their most recent course of treatment. Figures in italics indicate the base number of FP17s or Patient Questionnaire responses are less than 100. N/A is shown where the base number of responses is less than 10 during the period. % is calculated as Quantity/Base number*100

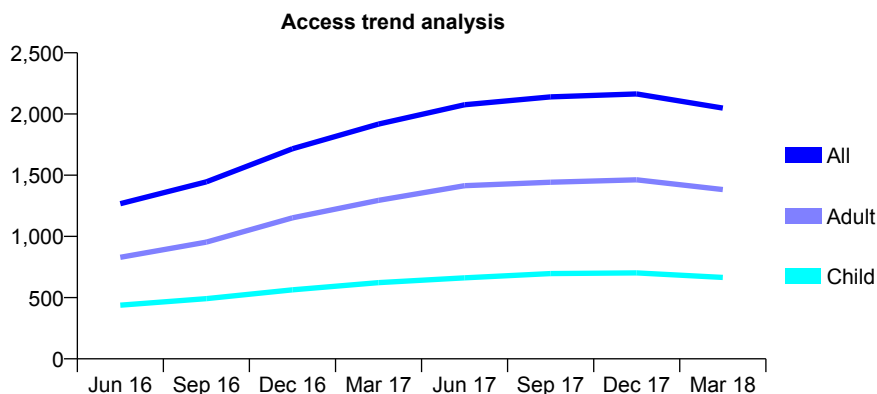
Q62 - Vital Signs At a Glance Contract Report for 172073/0001 - March 2018

Name or company name	Dr Gregory Lai & Dr Nicholas Lai & Associa
Contract type name	GDS Contract
Purpose of contract	General
Contract start date	01/06/2015
Contract end date	

17/18 Contracted general activity (UDA)	8,888
Carry forward general activity (UDA)	-178
17/18 Contracted orthodontic activity (UOA)	0
Carry forward orthodontic activity (UOA)	0
Baseline contract value	£263,402.27

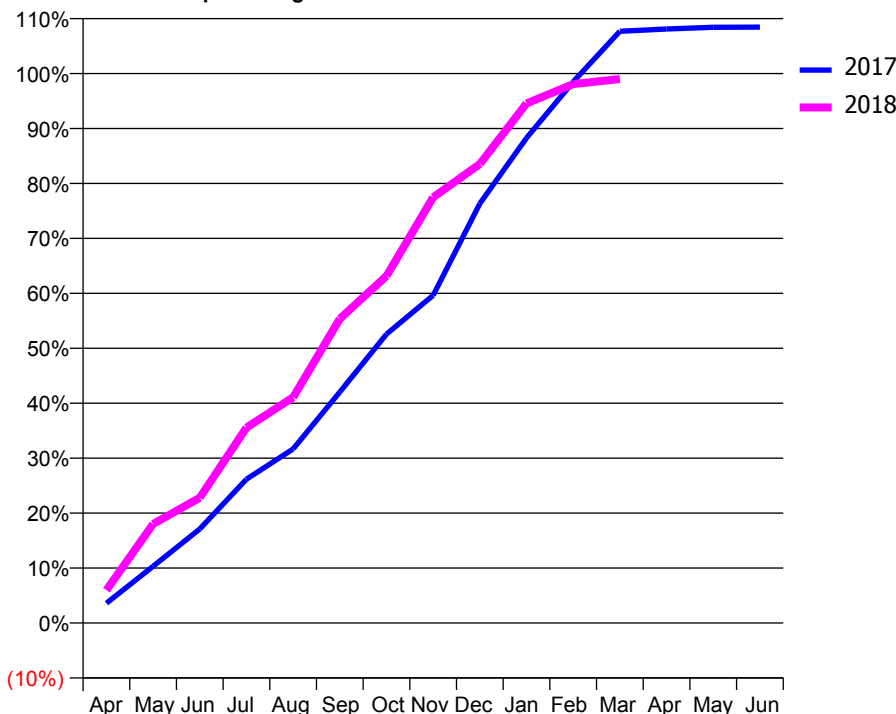
ACCESS*

Patients seen in 24 months	Total	Change since previous quarter
Quarter ending March 2017	1,918	
Quarter ending June 2017	2,076	↑
Quarter ending September 2017	2,140	↑
Quarter ending December 2017	2,164	→
Quarter ending March 2018	2,048	↓
Variance since March 2017	6.8%	↑



ACTIVITY

Cumulative percentage of contracted UDA delivered 2017 & 2018



Adjusted Scheduled Activity (UDA)

Month	2017	2018
April	320	531
May	918	1,602
June	1,521	2,027
July	2,326	3,162
August	2,816	3,649
September	3,736	4,920
October	4,673	5,613
November	5,301	6,887
December	6,784	7,425
January	7,846	8,405
February	8,753	8,718
March	9,570	8,800
April	9,607	
May	9,636	
June	9,638	

QUALITY

	Quantity	Base Number	Contract	AT	Region	England
% of FP17s for the same patient ID Re-attending within 3 months - Children	21	603	3.5%	10.0%	11.5%	11.9%
% of FP17s for the same patient ID Re-attending within 3 months - Adults	73	1,113	6.6%	15.8%	16.8%	16.0%
% of FP17s for the same patient ID Re-attending between 3 & 9 months - Children	210	603	34.8%	47.3%	47.7%	58.3%
% of FP17s for the same patient ID Re-attending between 3 & 9 months - Adults	343	1,113	30.8%	37.5%	38.2%	50.3%
% of FP17s for Band 1 Urgent Courses	62	1,700	3.6%	10.9%	10.6%	9.1%
% of FP17s Relating to Free Repair or Replacements	0	1,700	0.0%	0.5%	0.6%	0.8%
% of FP17s Relating to Continuations	10	1,700	0.6%	0.6%	0.8%	1.0%
% of Patients satisfied with the dentistry they have received	1	1	N/A	87.9%	89.3%	91.5%
% of Patients satisfied with the time they had to wait for an appointment	1	1	N/A	83.3%	84.4%	87.9%

* This is based on patients treated on this contract for their most recent course of treatment. Figures in italics indicate the base number of FP17s or Patient Questionnaire responses are less than 100. N/A is shown where the base number of responses is less than 10 during the period. % is calculated as Quantity/Base number*100

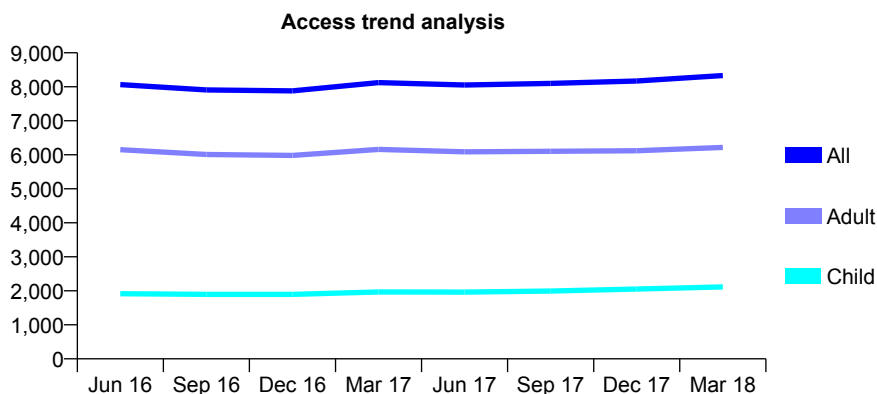
Q62 - Vital Signs At a Glance Contract Report for 173991/0001 - March 2018

Name or company name	Dr A.T. Brown & Dr. P. Bopanna
Contract type name	GDS Contract
Purpose of contract	General
Contract start date	01/01/2013
Contract end date	

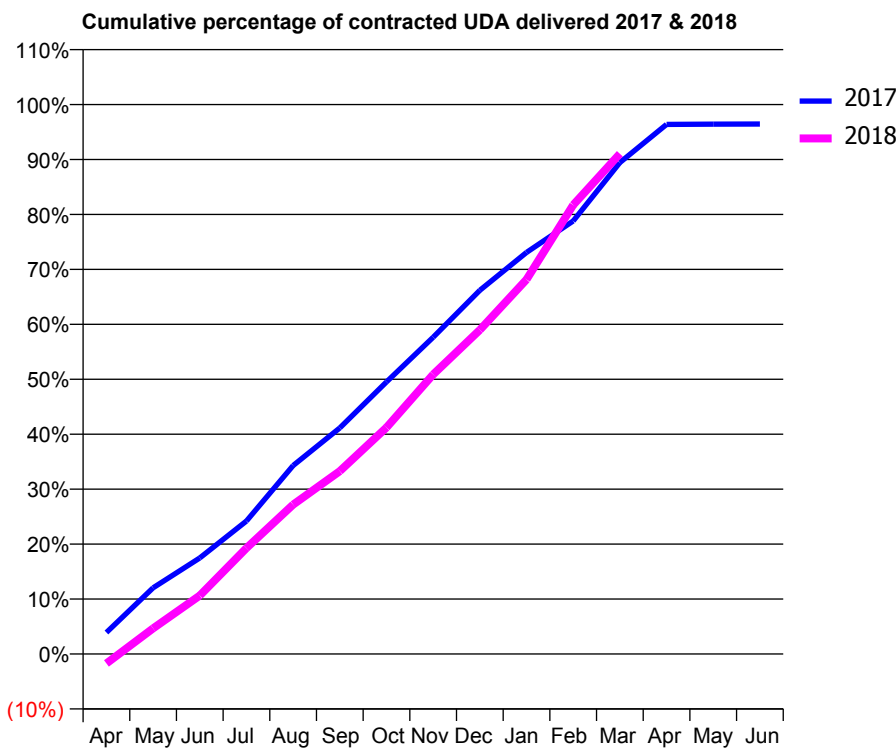
17/18 Contracted general activity (UDA)	19,896
Carry forward general activity (UDA)	706
17/18 Contracted orthodontic activity (UOA)	0
Carry forward orthodontic activity (UOA)	0
Baseline contract value	£554,443.33

ACCESS*

Patients seen in 24 months	Total	Change since previous quarter
Quarter ending March 2017	8,124	
Quarter ending June 2017	8,052	→
Quarter ending September 2017	8,100	→
Quarter ending December 2017	8,170	→
Quarter ending March 2018	8,333	→
Variance since March 2017	2.6%	↑



ACTIVITY



Month	Adjusted Scheduled Activity (UDA)	
	2017	2018
April	781	-343
May	2,396	930
June	3,478	2,118
July	4,814	3,838
August	6,822	5,412
September	8,186	6,624
October	9,854	8,199
November	11,468	10,122
December	13,167	11,736
January	14,539	13,560
February	15,678	16,260
March	17,795	18,112
April	19,177	
May	19,184	
June	19,190	

QUALITY

	Quantity	Base Number	Contract	AT	Region	England
% of FP17s for the same patient ID Re-attending within 3 months - Children	282	3,031	9.3%	10.0%	11.5%	11.9%
% of FP17s for the same patient ID Re-attending within 3 months - Adults	1,538	7,652	20.1%	15.8%	16.8%	16.0%
% of FP17s for the same patient ID Re-attending between 3 & 9 months - Children	1,430	3,031	47.2%	47.3%	47.7%	58.3%
% of FP17s for the same patient ID Re-attending between 3 & 9 months - Adults	2,981	7,652	39.0%	37.5%	38.2%	50.3%
% of FP17s for Band 1 Urgent Courses	1,679	9,372	17.9%	10.9%	10.6%	9.1%
% of FP17s Relating to Free Repair or Replacements	110	9,372	1.2%	0.5%	0.6%	0.8%
% of FP17s Relating to Continuations	51	9,372	0.5%	0.6%	0.8%	1.0%
% of Patients satisfied with the dentistry they have received	4	6	N/A	87.9%	89.3%	91.5%
% of Patients satisfied with the time they had to wait for an appointment	6	6	N/A	83.3%	84.4%	87.9%

* This is based on patients treated on this contract for their most recent course of treatment. Figures in italics indicate the base number of FP17s or Patient Questionnaire responses are less than 100. N/A is shown where the base number of responses is less than 10 during the period. % is calculated as Quantity/Base number*100

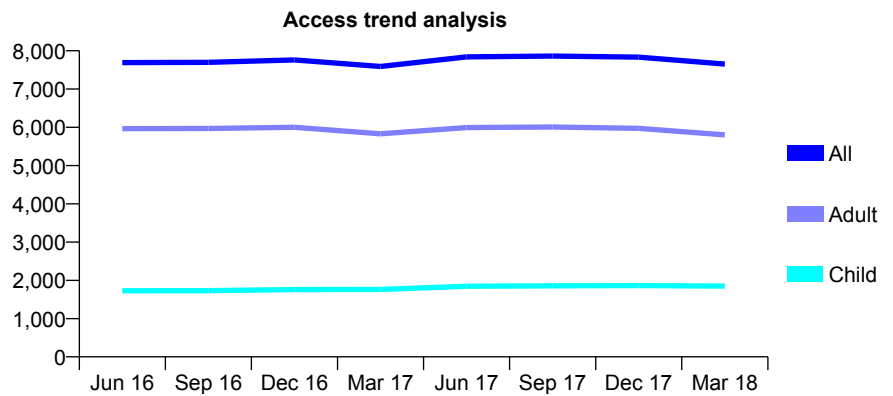
Q62 - Vital Signs At a Glance Contract Report for 174017/0001 - March 2018

Name or company name	Gupta and Lakhanpaul
Contract type name	GDS Contract
Purpose of contract	General
Contract start date	01/01/2012
Contract end date	

17/18 Contracted general activity (UDA)	22,787
Carry forward general activity (UDA)	243
17/18 Contracted orthodontic activity (UOA)	0
Carry forward orthodontic activity (UOA)	0
Baseline contract value	£621,839.21

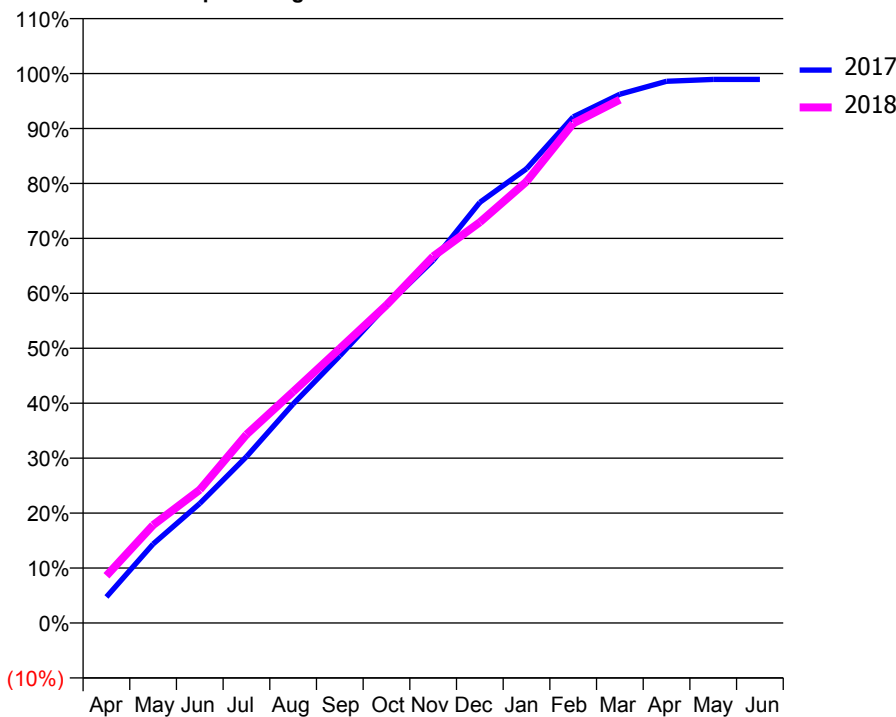
ACCESS*

Patients seen in 24 months	Total	Change since previous quarter
Quarter ending March 2017	7,591	
Quarter ending June 2017	7,840	↑
Quarter ending September 2017	7,863	→
Quarter ending December 2017	7,834	→
Quarter ending March 2018	7,652	↓
Variance since March 2017	0.8%	→



ACTIVITY

Cumulative percentage of contracted UDA delivered 2017 & 2018



Month	Adjusted Scheduled Activity (UDA)	
	2017	2018
April	1,082	1,961
May	3,276	4,059
June	4,959	5,526
July	6,896	7,817
August	9,085	9,593
September	11,079	11,383
October	13,164	13,188
November	15,039	15,202
December	17,443	16,621
January	18,838	18,305
February	20,989	20,718
March	21,927	21,699
April	22,465	
May	22,542	
June	22,544	

QUALITY

	Quantity	Base Number	Contract	AT	Region	England
% of FP17s for the same patient ID Re-attending within 3 months - Children	130	2,514	5.2%	10.0%	11.5%	11.9%
% of FP17s for the same patient ID Re-attending within 3 months - Adults	718	6,649	10.8%	15.8%	16.8%	16.0%
% of FP17s for the same patient ID Re-attending between 3 & 9 months - Children	1,289	2,514	51.3%	47.3%	47.7%	58.3%
% of FP17s for the same patient ID Re-attending between 3 & 9 months - Adults	2,610	6,649	39.3%	37.5%	38.2%	50.3%
% of FP17s for Band 1 Urgent Courses	517	8,952	5.8%	10.9%	10.6%	9.1%
% of FP17s Relating to Free Repair or Replacements	47	8,952	0.5%	0.5%	0.6%	0.8%
% of FP17s Relating to Continuations	45	8,952	0.5%	0.6%	0.8%	1.0%
% of Patients satisfied with the dentistry they have received	8	9	N/A	87.9%	89.3%	91.5%
% of Patients satisfied with the time they had to wait for an appointment	9	9	N/A	83.3%	84.4%	87.9%

* This is based on patients treated on this contract for their most recent course of treatment. Figures in italics indicate the base number of FP17s or Patient Questionnaire responses are less than 100. N/A is shown where the base number of responses is less than 10 during the period. % is calculated as Quantity/Base number*100

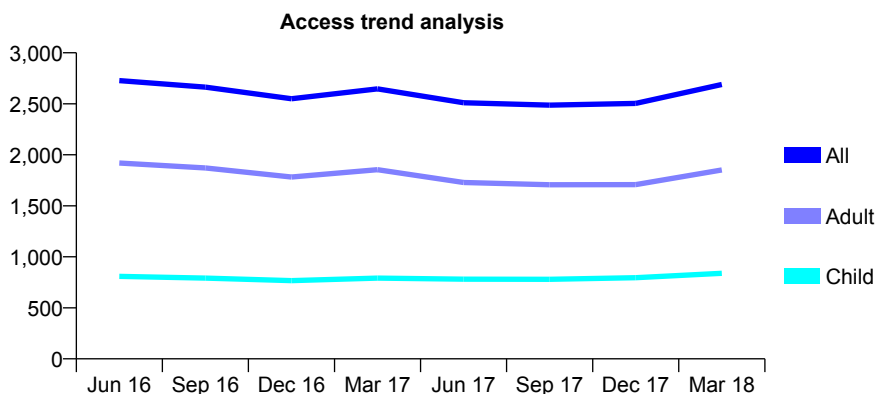
Q62 - Vital Signs At a Glance Contract Report for 174351/0001 - March 2018

Name or company name	Dr Kishan Patel, Dr Jinesh Vaghela, and Dr
Contract type name	GDS Contract
Purpose of contract	General
Contract start date	01/01/2013
Contract end date	

17/18 Contracted general activity (UDA)	7,275
Carry forward general activity (UDA)	191
17/18 Contracted orthodontic activity (UOA)	0
Carry forward orthodontic activity (UOA)	0
Baseline contract value	£205,696.19

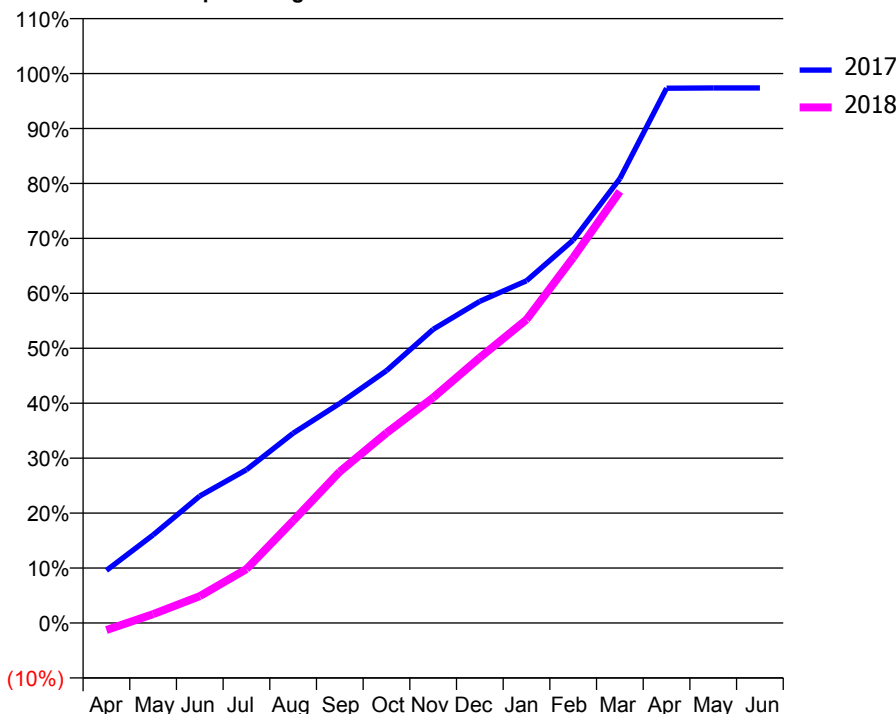
ACCESS*

Patients seen in 24 months	Total	Change since previous quarter
Quarter ending March 2017	2,646	
Quarter ending June 2017	2,510	↓
Quarter ending September 2017	2,487	→
Quarter ending December 2017	2,504	→
Quarter ending March 2018	2,689	↑
Variance since March 2017	1.6%	→



ACTIVITY

Cumulative percentage of contracted UDA delivered 2017 & 2018



Month	Adjusted Scheduled Activity (UDA)	
	2017	2018
April	696	-94
May	1,166	117
June	1,681	356
July	2,029	714
August	2,512	1,353
September	2,909	2,005
October	3,341	2,517
November	3,888	2,984
December	4,258	3,514
January	4,531	4,017
February	5,069	4,839
March	5,884	5,714
April	7,081	
May	7,084	
June	7,084	

QUALITY

	Quantity	Base Number	Contract	AT	Region	England
% of FP17s for the same patient ID Re-attending within 3 months - Children	132	1,054	12.5%	10.0%	11.5%	11.9%
% of FP17s for the same patient ID Re-attending within 3 months - Adults	407	2,179	18.7%	15.8%	16.8%	16.0%
% of FP17s for the same patient ID Re-attending between 3 & 9 months - Children	416	1,054	39.5%	47.3%	47.7%	58.3%
% of FP17s for the same patient ID Re-attending between 3 & 9 months - Adults	765	2,179	35.1%	37.5%	38.2%	50.3%
% of FP17s for Band 1 Urgent Courses	293	2,343	12.5%	10.9%	10.6%	9.1%
% of FP17s Relating to Free Repair or Replacements	9	2,343	0.4%	0.5%	0.6%	0.8%
% of FP17s Relating to Continuations	65	2,343	2.8%	0.6%	0.8%	1.0%
% of Patients satisfied with the dentistry they have received	1	1	N/A	87.9%	89.3%	91.5%
% of Patients satisfied with the time they had to wait for an appointment	1	1	N/A	83.3%	84.4%	87.9%

* This is based on patients treated on this contract for their most recent course of treatment. Figures in italics indicate the base number of FP17s or Patient Questionnaire responses are less than 100. N/A is shown where the base number of responses is less than 10 during the period. % is calculated as Quantity/Base number*100

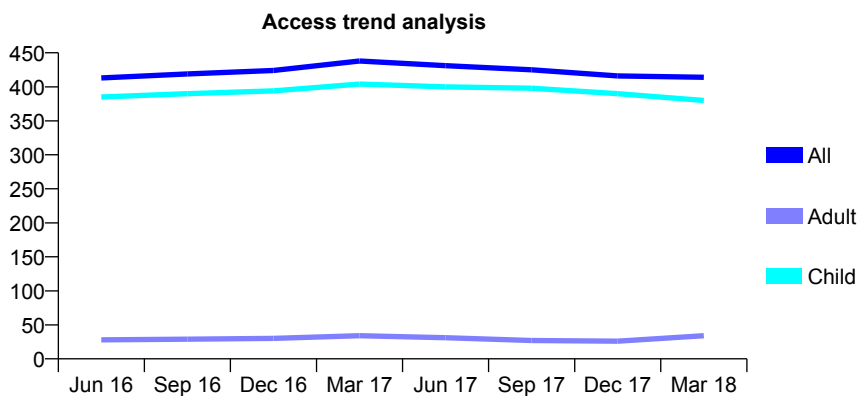
Q62 - Vital Signs At a Glance Contract Report for 175536/0001 - March 2018

Name or company name	Dr B Patel
Contract type name	GDS Contract
Purpose of contract	General
Contract start date	01/02/2012
Contract end date	

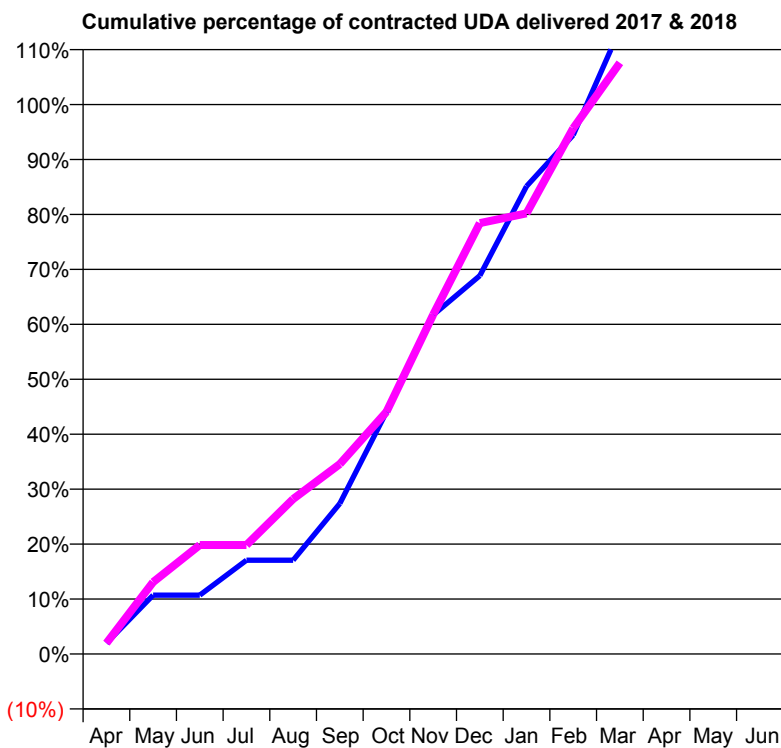
17/18 Contracted general activity (UDA)	504
Carry forward general activity (UDA)	-10
17/18 Contracted orthodontic activity (UOA)	0
Carry forward orthodontic activity (UOA)	0
Baseline contract value	£11,912.14

ACCESS*

Patients seen in 24 months	Total	Change since previous quarter
Quarter ending March 2017	438	
Quarter ending June 2017	431	↓
Quarter ending September 2017	425	↓
Quarter ending December 2017	416	↓
Quarter ending March 2018	414	→
Variance since March 2017	(5.5%)	↓



ACTIVITY



Month	Adjusted Scheduled Activity (UDA)	
	2017	2018
April	10	10
May	54	66
June	54	100
July	86	100
August	86	142
September	138	174
October	222	222
November	311	311
December	347	395
January	429	404
February	476	482
March	573	542
April	595	
May	595	
June	595	

QUALITY

	Quantity	Base Number	Contract	AT	Region	England
% of FP17s for the same patient ID Re-attending within 3 months - Children	8	394	2.0%	10.0%	11.5%	11.9%
% of FP17s for the same patient ID Re-attending within 3 months - Adults	0	9	0.0%	15.8%	16.8%	16.0%
% of FP17s for the same patient ID Re-attending between 3 & 9 months - Children	184	394	46.7%	47.3%	47.7%	58.3%
% of FP17s for the same patient ID Re-attending between 3 & 9 months - Adults	6	9	66.7%	37.5%	38.2%	50.3%
% of FP17s for Band 1 Urgent Courses	0	390	0.0%	10.9%	10.6%	9.1%
% of FP17s Relating to Free Repair or Replacements	0	390	0.0%	0.5%	0.6%	0.8%
% of FP17s Relating to Continuations	0	390	0.0%	0.6%	0.8%	1.0%
% of Patients satisfied with the dentistry they have received	0	0	N/A	87.9%	89.3%	91.5%
% of Patients satisfied with the time they had to wait for an appointment	0	0	N/A	83.3%	84.4%	87.9%

* This is based on patients treated on this contract for their most recent course of treatment. Figures in italics indicate the base number of FP17s or Patient Questionnaire responses are less than 100. N/A is shown where the base number of responses is less than 10 during the period. % is calculated as Quantity/Base number*100

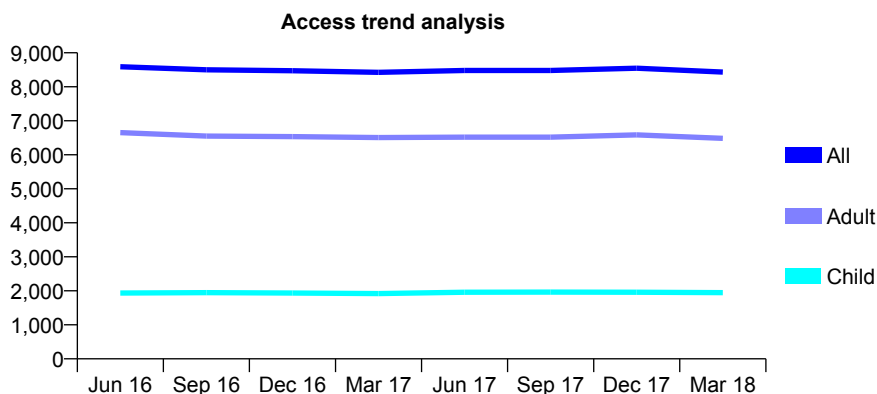
Q62 - Vital Signs At a Glance Contract Report for 178241/0001 - March 2018

Name or company name	Drs Al-Killidar, Al-Killidar & Al-Saidi
Contract type name	GDS Contract
Purpose of contract	General
Contract start date	01/04/2010
Contract end date	

17/18 Contracted general activity (UDA)	33,037
Carry forward general activity (UDA)	428
17/18 Contracted orthodontic activity (UOA)	0
Carry forward orthodontic activity (UOA)	0
Baseline contract value	£1,166,761.73

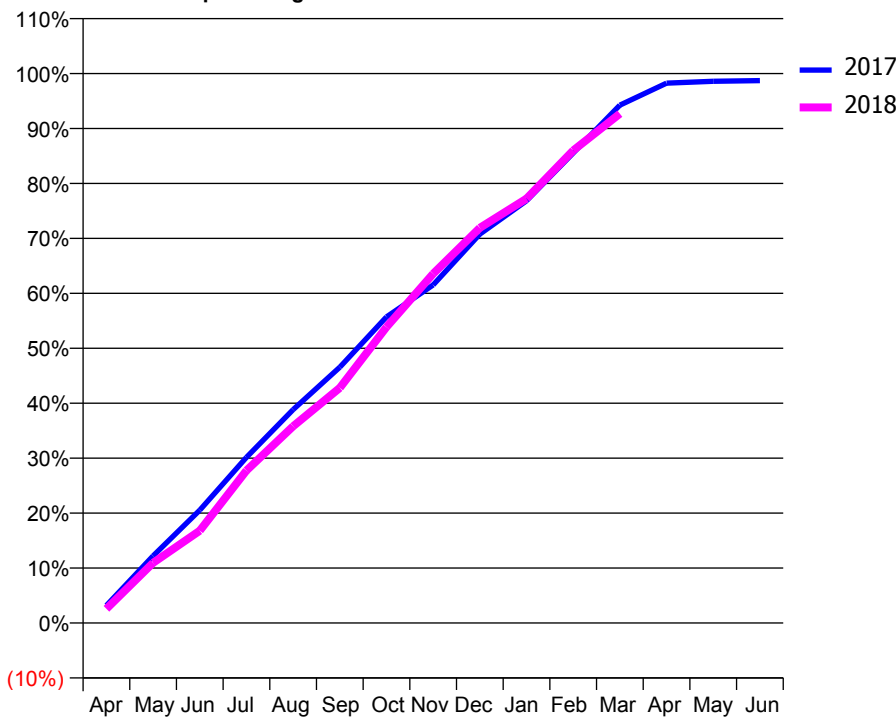
ACCESS*

Patients seen in 24 months	Total	Change since previous quarter
Quarter ending March 2017	8,426	
Quarter ending June 2017	8,481	→
Quarter ending September 2017	8,481	→
Quarter ending December 2017	8,547	→
Quarter ending March 2018	8,435	↓
Variance since March 2017	0.1%	→



ACTIVITY

Cumulative percentage of contracted UDA delivered 2017 & 2018



Month	Adjusted Scheduled Activity (UDA)	
	2017	2018
April	1,053	853
May	4,037	3,624
June	6,785	5,554
July	9,961	9,170
August	12,834	11,832
September	15,379	14,139
October	18,402	17,793
November	20,323	21,004
December	23,378	23,756
January	25,388	25,517
February	28,253	28,406
March	31,132	30,624
April	32,457	
May	32,566	
June	32,609	

QUALITY

	Quantity	Base Number	Contract	AT	Region	England
% of FP17s for the same patient ID Re-attending within 3 months - Children	148	2,092	7.1%	10.0%	11.5%	11.9%
% of FP17s for the same patient ID Re-attending within 3 months - Adults	593	5,948	10.0%	15.8%	16.8%	16.0%
% of FP17s for the same patient ID Re-attending between 3 & 9 months - Children	796	2,092	38.0%	47.3%	47.7%	58.3%
% of FP17s for the same patient ID Re-attending between 3 & 9 months - Adults	1,637	5,948	27.5%	37.5%	38.2%	50.3%
% of FP17s for Band 1 Urgent Courses	898	7,636	11.8%	10.9%	10.6%	9.1%
% of FP17s Relating to Free Repair or Replacements	0	7,636	0.0%	0.5%	0.6%	0.8%
% of FP17s Relating to Continuations	43	7,636	0.6%	0.6%	0.8%	1.0%
% of Patients satisfied with the dentistry they have received	11	12	91.7%	87.9%	89.3%	91.5%
% of Patients satisfied with the time they had to wait for an appointment	11	12	91.7%	83.3%	84.4%	87.9%

* This is based on patients treated on this contract for their most recent course of treatment. Figures in italics indicate the base number of FP17s or Patient Questionnaire responses are less than 100. N/A is shown where the base number of responses is less than 10 during the period. % is calculated as Quantity/Base number*100

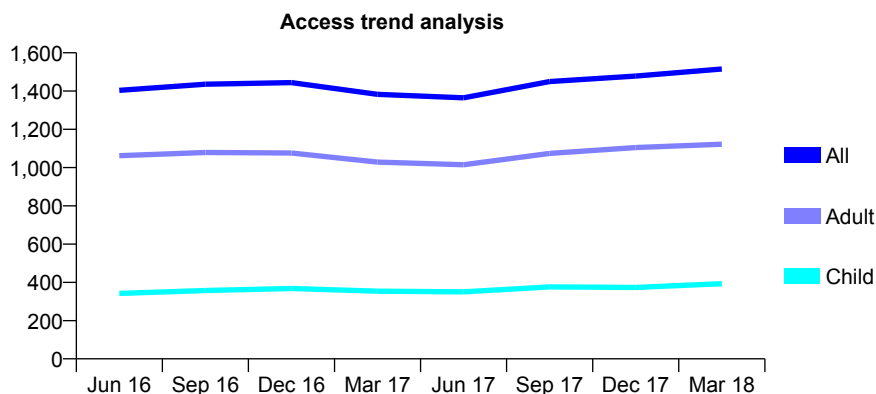
Q62 - Vital Signs At a Glance Contract Report for 178632/0001 - March 2018

Name or company name	DR Sherer & DR Levin
Contract type name	GDS Contract
Purpose of contract	General
Contract start date	01/04/2010
Contract end date	

17/18 Contracted general activity (UDA)	3,046
Carry forward general activity (UDA)	-55
17/18 Contracted orthodontic activity (UOA)	0
Carry forward orthodontic activity (UOA)	0
Baseline contract value	£95,547.42

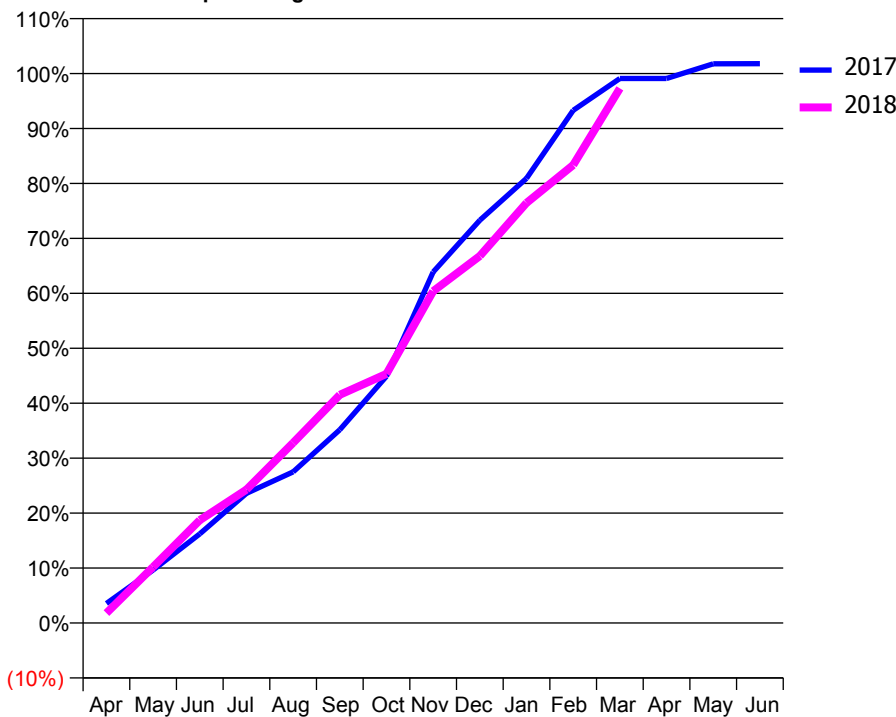
ACCESS*

Patients seen in 24 months	Total	Change since previous quarter
Quarter ending March 2017	1,383	
Quarter ending June 2017	1,365	↓
Quarter ending September 2017	1,450	↑
Quarter ending December 2017	1,478	→
Quarter ending March 2018	1,515	↑
Variance since March 2017	9.5%	↑



ACTIVITY

Cumulative percentage of contracted UDA delivered 2017 & 2018



Month	Adjusted Scheduled Activity (UDA)	
	2017	2018
April	109	55
May	294	311
June	494	570
July	719	739
August	838	999
September	1,071	1,265
October	1,368	1,381
November	1,946	1,840
December	2,233	2,035
January	2,465	2,329
February	2,841	2,539
March	3,019	2,963
April	3,019	
May	3,100	
June	3,101	

QUALITY

	Quantity	Base Number	Contract	AT	Region	England
% of FP17s for the same patient ID Re-attending within 3 months - Children	33	489	6.7%	10.0%	11.5%	11.9%
% of FP17s for the same patient ID Re-attending within 3 months - Adults	153	1,145	13.4%	15.8%	16.8%	16.0%
% of FP17s for the same patient ID Re-attending between 3 & 9 months - Children	205	489	41.9%	47.3%	47.7%	58.3%
% of FP17s for the same patient ID Re-attending between 3 & 9 months - Adults	295	1,145	25.8%	37.5%	38.2%	50.3%
% of FP17s for Band 1 Urgent Courses	257	1,591	16.2%	10.9%	10.6%	9.1%
% of FP17s Relating to Free Repair or Replacements	6	1,591	0.4%	0.5%	0.6%	0.8%
% of FP17s Relating to Continuations	19	1,591	1.2%	0.6%	0.8%	1.0%
% of Patients satisfied with the dentistry they have received	3	5	N/A	87.9%	89.3%	91.5%
% of Patients satisfied with the time they had to wait for an appointment	3	5	N/A	83.3%	84.4%	87.9%

* This is based on patients treated on this contract for their most recent course of treatment. Figures in italics indicate the base number of FP17s or Patient Questionnaire responses are less than 100. N/A is shown where the base number of responses is less than 10 during the period. % is calculated as Quantity/Base number*100

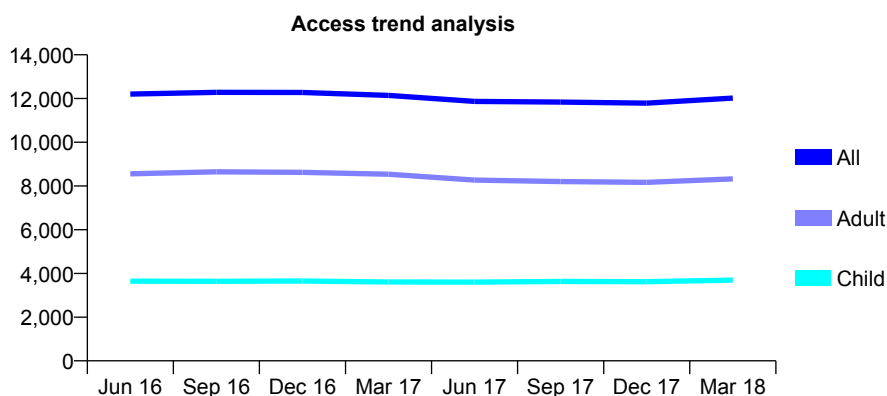
Q62 - Vital Signs At a Glance Contract Report for 180122/0001 - March 2018

Name or company name	IDH Limited
Contract type name	GDS Contract
Purpose of contract	General
Contract start date	01/08/2008
Contract end date	

17/18 Contracted general activity (UDA)	34,899
Carry forward general activity (UDA)	-410
17/18 Contracted orthodontic activity (UOA)	0
Carry forward orthodontic activity (UOA)	0
Baseline contract value	£1,028,907.23

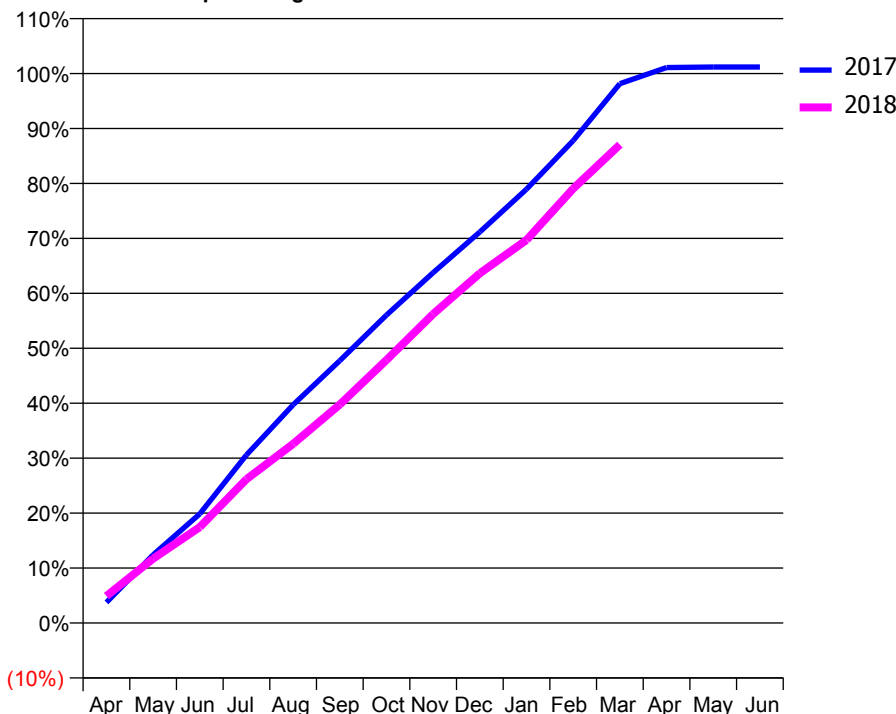
ACCESS*

Patients seen in 24 months	Total	Change since previous quarter
Quarter ending March 2017	12,141	
Quarter ending June 2017	11,869	↓
Quarter ending September 2017	11,837	→
Quarter ending December 2017	11,786	→
Quarter ending March 2018	12,019	→
Variance since March 2017	(1.0%)	↓



ACTIVITY

Cumulative percentage of contracted UDA delivered 2017 & 2018



Month	Adjusted Scheduled Activity (UDA)	
	2017	2018
April	1,309	1,713
May	4,328	4,089
June	6,929	6,092
July	10,672	9,135
August	13,859	11,382
September	16,663	13,879
October	19,558	16,705
November	22,250	19,628
December	24,838	22,211
January	27,557	24,330
February	30,635	27,591
March	34,254	30,385
April	35,277	
May	35,308	
June	35,309	

QUALITY

	Quantity	Base Number	Contract	AT	Region	England
% of FP17s for the same patient ID Re-attending within 3 months - Children	160	4,275	3.7%	10.0%	11.5%	11.9%
% of FP17s for the same patient ID Re-attending within 3 months - Adults	781	8,660	9.0%	15.8%	16.8%	16.0%
% of FP17s for the same patient ID Re-attending between 3 & 9 months - Children	1,903	4,275	44.5%	47.3%	47.7%	58.3%
% of FP17s for the same patient ID Re-attending between 3 & 9 months - Adults	3,530	8,660	40.8%	37.5%	38.2%	50.3%
% of FP17s for Band 1 Urgent Courses	588	12,670	4.6%	10.9%	10.6%	9.1%
% of FP17s Relating to Free Repair or Replacements	98	12,670	0.8%	0.5%	0.6%	0.8%
% of FP17s Relating to Continuations	145	12,670	1.1%	0.6%	0.8%	1.0%
% of Patients satisfied with the dentistry they have received	7	8	N/A	87.9%	89.3%	91.5%
% of Patients satisfied with the time they had to wait for an appointment	8	8	N/A	83.3%	84.4%	87.9%

* This is based on patients treated on this contract for their most recent course of treatment. Figures in italics indicate the base number of FP17s or Patient Questionnaire responses are less than 100. N/A is shown where the base number of responses is less than 10 during the period. % is calculated as Quantity/Base number*100

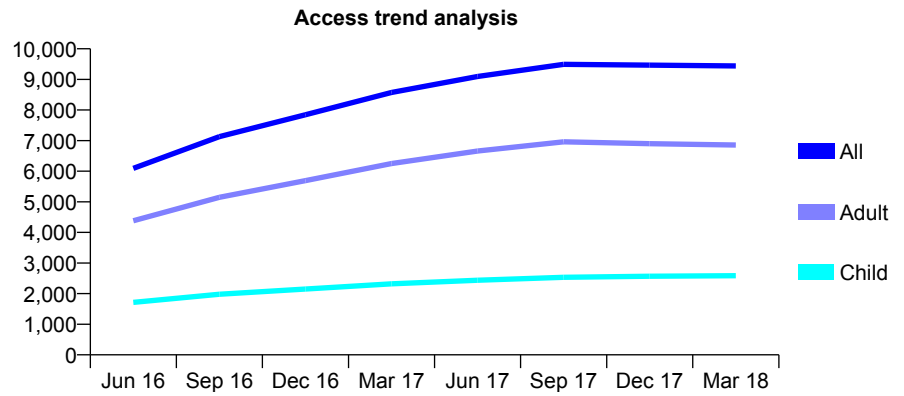
Q62 - Vital Signs At a Glance Contract Report for 180505/0001 - March 2018

Name or company name	A Patel, K Patel, G Pathmanathan
Contract type name	GDS Contract
Purpose of contract	General and Orthodontic
Contract start date	01/08/2015
Contract end date	

17/18 Contracted general activity (UDA)	27,409
Carry forward general activity (UDA)	-511
17/18 Contracted orthodontic activity (UOA)	451
Carry forward orthodontic activity (UOA)	-9
Baseline contract value	£902,585.47

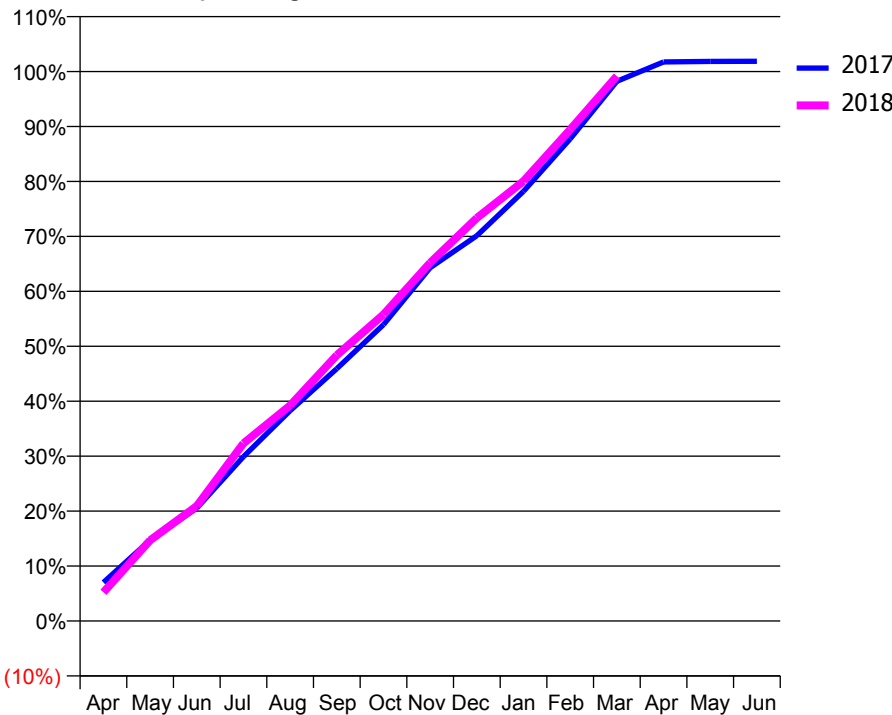
ACCESS*

Patients seen in 24 months	Total	Change since previous quarter
Quarter ending March 2017	8,574	
Quarter ending June 2017	9,097	↑
Quarter ending September 2017	9,494	↑
Quarter ending December 2017	9,468	→
Quarter ending March 2018	9,440	→
Variance since March 2017	10.1%	↑



ACTIVITY

Cumulative percentage of contracted UDA delivered 2017 & 2018



Month	Adjusted Scheduled Activity (UDA)	
	2017	2018
April	1,927	1,432
May	4,040	4,030
June	5,629	5,737
July	8,199	8,862
August	10,493	10,754
September	12,586	13,259
October	14,784	15,290
November	17,622	17,868
December	19,216	20,102
January	21,435	21,941
February	24,046	24,512
March	26,919	27,181
April	27,887	
May	27,915	
June	27,920	

QUALITY

	Quantity	Base Number	Contract	AT	Region	England
% of FP17s for the same patient ID Re-attending within 3 months - Children	274	3,344	8.2%	10.0%	11.5%	11.9%
% of FP17s for the same patient ID Re-attending within 3 months - Adults	967	7,647	12.6%	15.8%	16.8%	16.0%
% of FP17s for the same patient ID Re-attending between 3 & 9 months - Children	1,653	3,344	49.4%	47.3%	47.7%	58.3%
% of FP17s for the same patient ID Re-attending between 3 & 9 months - Adults	3,233	7,647	42.3%	37.5%	38.2%	50.3%
% of FP17s for Band 1 Urgent Courses	907	10,542	8.6%	10.9%	10.6%	9.1%
% of FP17s Relating to Free Repair or Replacements	49	10,542	0.5%	0.5%	0.6%	0.8%
% of FP17s Relating to Continuations	8	10,542	0.1%	0.6%	0.8%	1.0%
% of Patients satisfied with the dentistry they have received	7	7	N/A	87.9%	89.3%	91.5%
% of Patients satisfied with the time they had to wait for an appointment	7	7	N/A	83.3%	84.4%	87.9%

* This is based on patients treated on this contract for their most recent course of treatment. Figures in italics indicate the base number of FP17s or Patient Questionnaire responses are less than 100. N/A is shown where the base number of responses is less than 10 during the period. % is calculated as Quantity/Base number*100

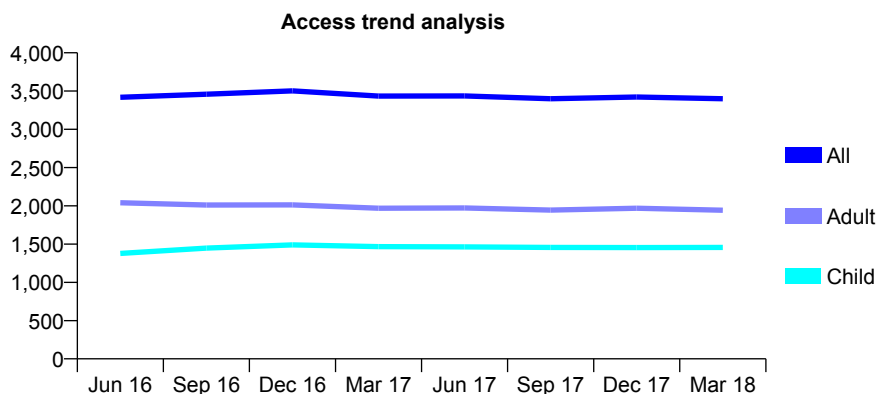
Q62 - Vital Signs At a Glance Contract Report for 182613/0001 - March 2018

Name or company name	Harlesden Health Ltd
Contract type name	GDS Contract
Purpose of contract	General
Contract start date	01/11/2009
Contract end date	

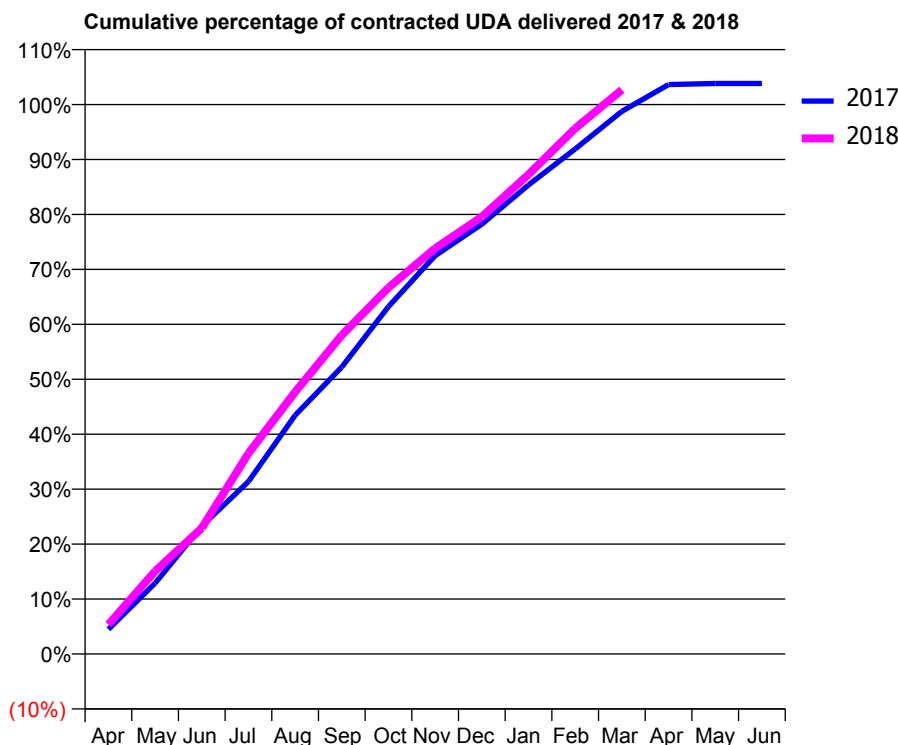
17/18 Contracted general activity (UDA)	14,600
Carry forward general activity (UDA)	-292
17/18 Contracted orthodontic activity (UOA)	0
Carry forward orthodontic activity (UOA)	0
Baseline contract value	£444,810.82

ACCESS*

Patients seen in 24 months	Total	Change since previous quarter
Quarter ending March 2017	3,435	
Quarter ending June 2017	3,436	→
Quarter ending September 2017	3,400	↓
Quarter ending December 2017	3,422	→
Quarter ending March 2018	3,399	→
Variance since March 2017	(1.0%)	↓



ACTIVITY



Month	Adjusted Scheduled Activity (UDA)	
	2017	2018
April	659	785
May	1,883	2,202
June	3,399	3,347
July	4,583	5,333
August	6,344	6,964
September	7,628	8,475
October	9,230	9,733
November	10,585	10,780
December	11,419	11,616
January	12,462	12,741
February	13,419	13,963
March	14,419	14,990
April	15,129	
May	15,158	
June	15,158	

QUALITY

	Quantity	Base Number	Contract	AT	Region	England
% of FP17s for the same patient ID Re-attending within 3 months - Children	84	1,633	5.1%	10.0%	11.5%	11.9%
% of FP17s for the same patient ID Re-attending within 3 months - Adults	225	1,914	11.8%	15.8%	16.8%	16.0%
% of FP17s for the same patient ID Re-attending between 3 & 9 months - Children	586	1,633	35.9%	47.3%	47.7%	58.3%
% of FP17s for the same patient ID Re-attending between 3 & 9 months - Adults	579	1,914	30.3%	37.5%	38.2%	50.3%
% of FP17s for Band 1 Urgent Courses	233	3,359	6.9%	10.9%	10.6%	9.1%
% of FP17s Relating to Free Repair or Replacements	0	3,359	0.0%	0.5%	0.6%	0.8%
% of FP17s Relating to Continuations	4	3,359	0.1%	0.6%	0.8%	1.0%
% of Patients satisfied with the dentistry they have received	3	5	N/A	87.9%	89.3%	91.5%
% of Patients satisfied with the time they had to wait for an appointment	2	5	N/A	83.3%	84.4%	87.9%

* This is based on patients treated on this contract for their most recent course of treatment. Figures in italics indicate the base number of FP17s or Patient Questionnaire responses are less than 100. N/A is shown where the base number of responses is less than 10 during the period. % is calculated as Quantity/Base number*100

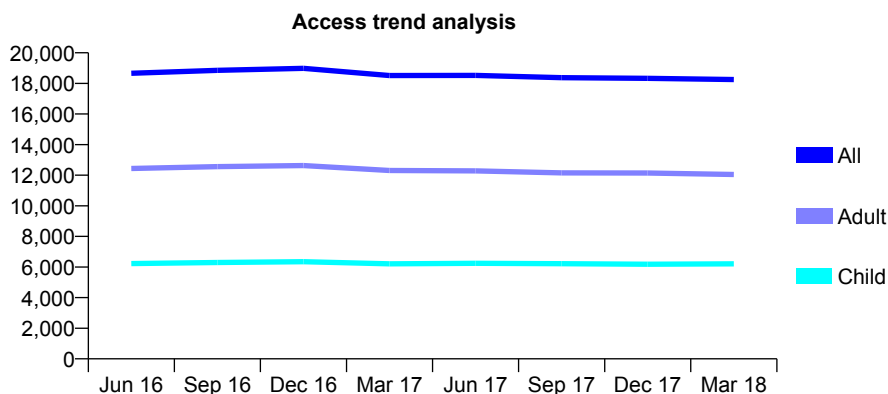
Q62 - Vital Signs At a Glance Contract Report for 182680/0001 - March 2018

Name or company name	Inspire Dental Southall Ltd
Contract type name	GDS Contract
Purpose of contract	General and Orthodontic
Contract start date	01/05/2007
Contract end date	

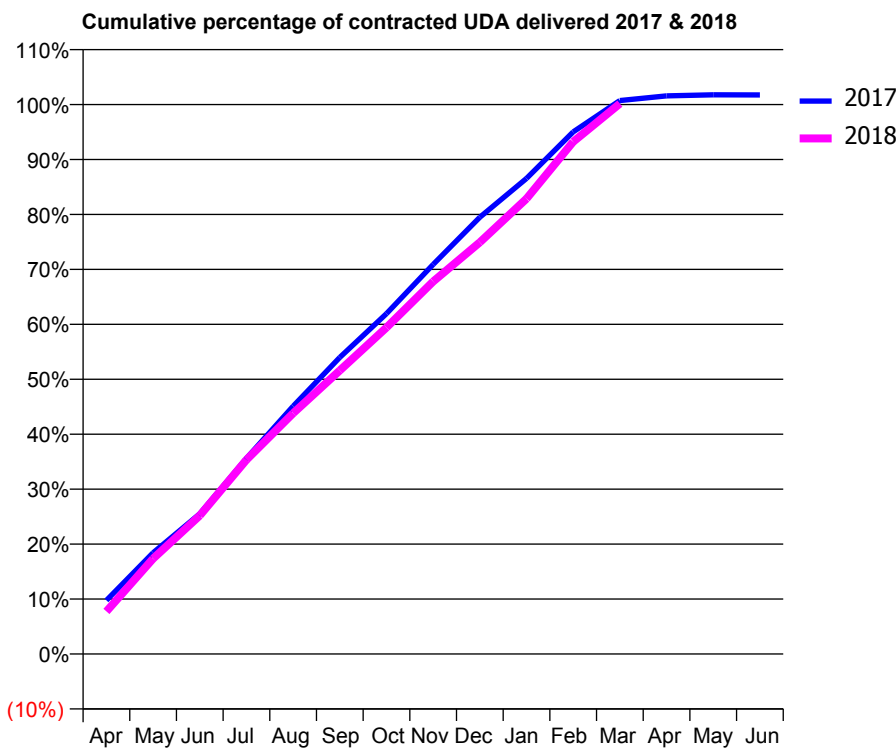
17/18 Contracted general activity (UDA)	54,717
Carry forward general activity (UDA)	-955
17/18 Contracted orthodontic activity (UOA)	3,640
Carry forward orthodontic activity (UOA)	-73
Baseline contract value	£1,691,646.95

ACCESS*

Patients seen in 24 months	Total	Change since previous quarter
Quarter ending March 2017	18,515	
Quarter ending June 2017	18,525	→
Quarter ending September 2017	18,375	→
Quarter ending December 2017	18,333	→
Quarter ending March 2018	18,253	→
Variance since March 2017	(1.4%)	↓



ACTIVITY



Month	Adjusted Scheduled Activity (UDA)	
	2017	2018
April	5,349	4,240
May	10,084	9,502
June	13,956	13,794
July	19,483	19,341
August	24,672	23,968
September	29,533	28,233
October	33,892	32,508
November	38,799	37,098
December	43,492	41,001
January	47,363	45,334
February	51,984	51,013
March	55,110	54,807
April	55,578	
May	55,687	
June	55,672	

QUALITY

	Quantity	Base Number	Contract	AT	Region	England
% of FP17s for the same patient ID Re-attending within 3 months - Children	620	9,292	6.7%	10.0%	11.5%	11.9%
% of FP17s for the same patient ID Re-attending within 3 months - Adults	1,027	12,789	8.0%	15.8%	16.8%	16.0%
% of FP17s for the same patient ID Re-attending between 3 & 9 months - Children	5,666	9,292	61.0%	47.3%	47.7%	58.3%
% of FP17s for the same patient ID Re-attending between 3 & 9 months - Adults	5,622	12,789	44.0%	37.5%	38.2%	50.3%
% of FP17s for Band 1 Urgent Courses	989	21,361	4.6%	10.9%	10.6%	9.1%
% of FP17s Relating to Free Repair or Replacements	110	21,361	0.5%	0.5%	0.6%	0.8%
% of FP17s Relating to Continuations	42	21,361	0.2%	0.6%	0.8%	1.0%
% of Patients satisfied with the dentistry they have received	9	10	90.0%	87.9%	89.3%	91.5%
% of Patients satisfied with the time they had to wait for an appointment	9	10	90.0%	83.3%	84.4%	87.9%

* This is based on patients treated on this contract for their most recent course of treatment. Figures in italics indicate the base number of FP17s or Patient Questionnaire responses are less than 100. N/A is shown where the base number of responses is less than 10 during the period. % is calculated as Quantity/Base number*100

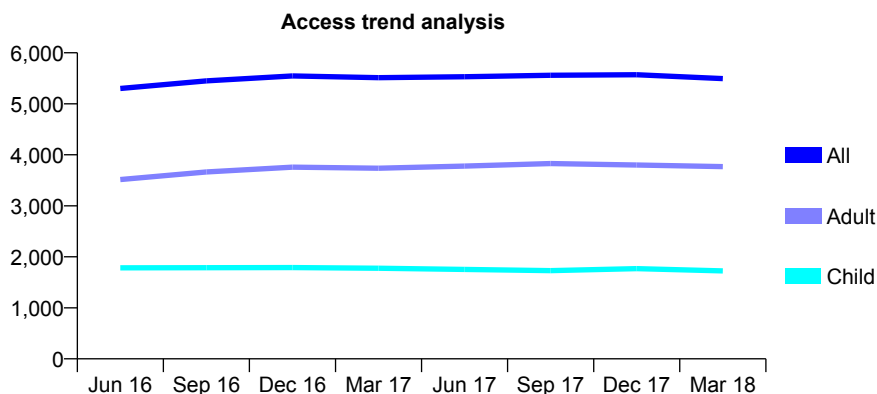
Q62 - Vital Signs At a Glance Contract Report for 183873/0001 - March 2018

Name or company name	Care Dental Ltd
Contract type name	GDS Contract
Purpose of contract	General
Contract start date	08/03/2007
Contract end date	

17/18 Contracted general activity (UDA)	17,139
Carry forward general activity (UDA)	85
17/18 Contracted orthodontic activity (UOA)	0
Carry forward orthodontic activity (UOA)	0
Baseline contract value	£510,582.41

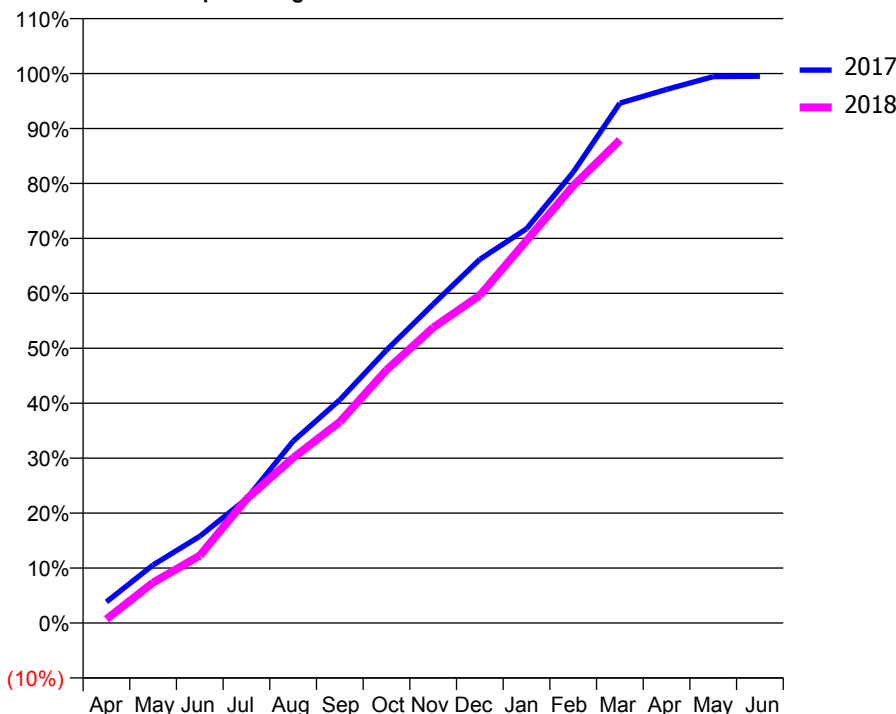
ACCESS*

Patients seen in 24 months	Total	Change since previous quarter
Quarter ending March 2017	5,513	
Quarter ending June 2017	5,531	→
Quarter ending September 2017	5,559	→
Quarter ending December 2017	5,569	→
Quarter ending March 2018	5,494	↓
Variance since March 2017	(0.3%)	→



ACTIVITY

Cumulative percentage of contracted UDA delivered 2017 & 2018



Month	Adjusted Scheduled Activity (UDA)	
	2017	2018
April	659	117
May	1,812	1,264
June	2,706	2,101
July	3,876	3,864
August	5,670	5,152
September	6,960	6,275
October	8,512	7,891
November	9,944	9,214
December	11,342	10,222
January	12,295	11,926
February	14,060	13,634
March	16,215	15,066
April	16,643	
May	17,043	
June	17,054	

QUALITY

	Quantity	Base Number	Contract	AT	Region	England
% of FP17s for the same patient ID Re-attending within 3 months - Children	123	1,654	7.4%	10.0%	11.5%	11.9%
% of FP17s for the same patient ID Re-attending within 3 months - Adults	439	3,111	14.1%	15.8%	16.8%	16.0%
% of FP17s for the same patient ID Re-attending between 3 & 9 months - Children	351	1,654	21.2%	47.3%	47.7%	58.3%
% of FP17s for the same patient ID Re-attending between 3 & 9 months - Adults	700	3,111	22.5%	37.5%	38.2%	50.3%
% of FP17s for Band 1 Urgent Courses	75	4,549	1.6%	10.9%	10.6%	9.1%
% of FP17s Relating to Free Repair or Replacements	68	4,549	1.5%	0.5%	0.6%	0.8%
% of FP17s Relating to Continuations	45	4,549	1.0%	0.6%	0.8%	1.0%
% of Patients satisfied with the dentistry they have received	10	11	90.9%	87.9%	89.3%	91.5%
% of Patients satisfied with the time they had to wait for an appointment	9	11	81.8%	83.3%	84.4%	87.9%

* This is based on patients treated on this contract for their most recent course of treatment. Figures in italics indicate the base number of FP17s or Patient Questionnaire responses are less than 100. N/A is shown where the base number of responses is less than 10 during the period. % is calculated as Quantity/Base number*100

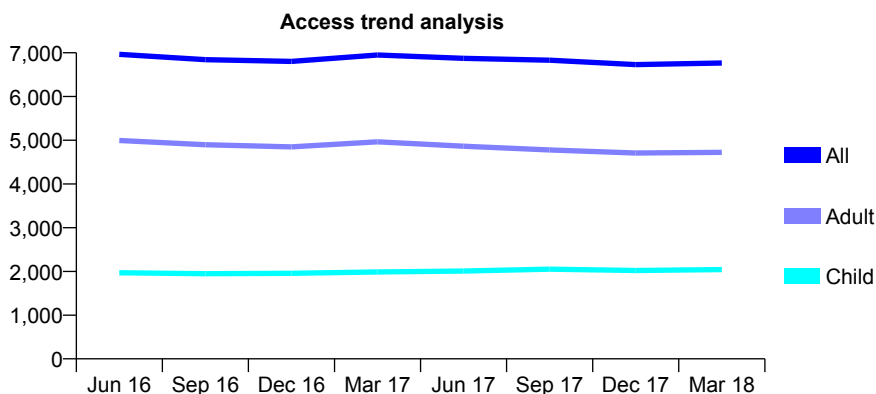
Q62 - Vital Signs At a Glance Contract Report for 184039/0001 - March 2018

Name or company name	Dr M Delahaye & Associates
Contract type name	GDS Contract
Purpose of contract	General
Contract start date	01/04/2011
Contract end date	

17/18 Contracted general activity (UDA)	18,725
Carry forward general activity (UDA)	708
17/18 Contracted orthodontic activity (UOA)	0
Carry forward orthodontic activity (UOA)	0
Baseline contract value	£472,192.39

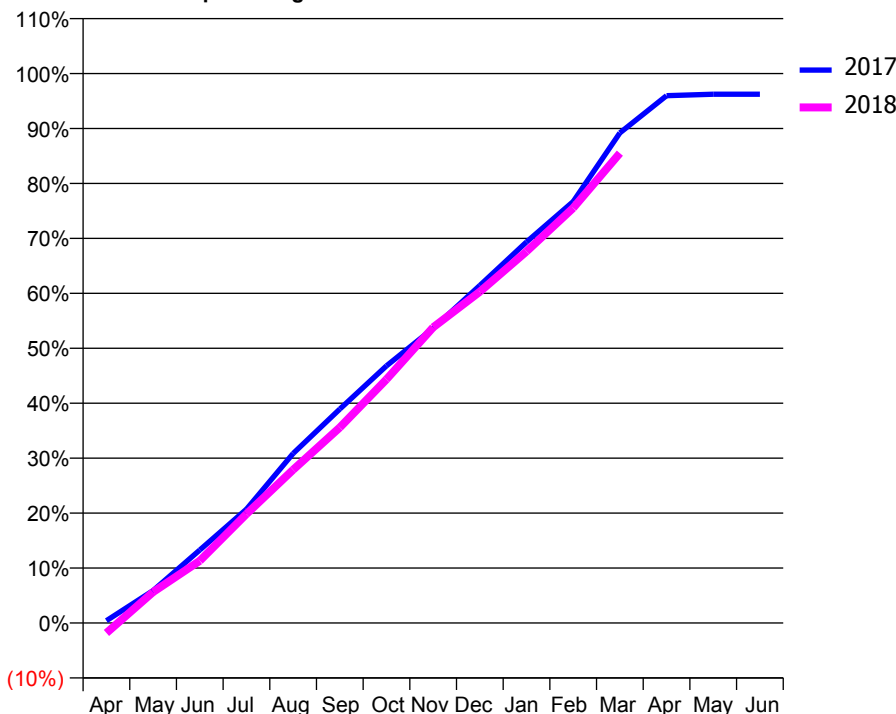
ACCESS*

Patients seen in 24 months	Total	Change since previous quarter
Quarter ending March 2017	6,951	
Quarter ending June 2017	6,874	↓
Quarter ending September 2017	6,830	→
Quarter ending December 2017	6,729	↓
Quarter ending March 2018	6,766	→
Variance since March 2017	(2.7%)	↓



ACTIVITY

Cumulative percentage of contracted UDA delivered 2017 & 2018



Month	Adjusted Scheduled Activity (UDA)	
	2017	2018
April	81	-343
May	1,108	1,059
June	2,489	2,120
July	3,877	3,716
August	5,777	5,225
September	7,291	6,663
October	8,762	8,304
November	10,043	10,076
December	11,503	11,290
January	12,985	12,660
February	14,360	14,145
March	16,699	16,011
April	17,967	
May	18,017	
June	18,017	

QUALITY

	Quantity	Base Number	Contract	AT	Region	England
% of FP17s for the same patient ID Re-attending within 3 months - Children	274	2,539	10.8%	10.0%	11.5%	11.9%
% of FP17s for the same patient ID Re-attending within 3 months - Adults	725	4,750	15.3%	15.8%	16.8%	16.0%
% of FP17s for the same patient ID Re-attending between 3 & 9 months - Children	1,006	2,539	39.6%	47.3%	47.7%	58.3%
% of FP17s for the same patient ID Re-attending between 3 & 9 months - Adults	1,368	4,750	28.8%	37.5%	38.2%	50.3%
% of FP17s for Band 1 Urgent Courses	911	6,836	13.3%	10.9%	10.6%	9.1%
% of FP17s Relating to Free Repair or Replacements	111	6,836	1.6%	0.5%	0.6%	0.8%
% of FP17s Relating to Continuations	70	6,836	1.0%	0.6%	0.8%	1.0%
% of Patients satisfied with the dentistry they have received	3	4	N/A	87.9%	89.3%	91.5%
% of Patients satisfied with the time they had to wait for an appointment	4	4	N/A	83.3%	84.4%	87.9%

* This is based on patients treated on this contract for their most recent course of treatment. Figures in italics indicate the base number of FP17s or Patient Questionnaire responses are less than 100. N/A is shown where the base number of responses is less than 10 during the period. % is calculated as Quantity/Base number*100

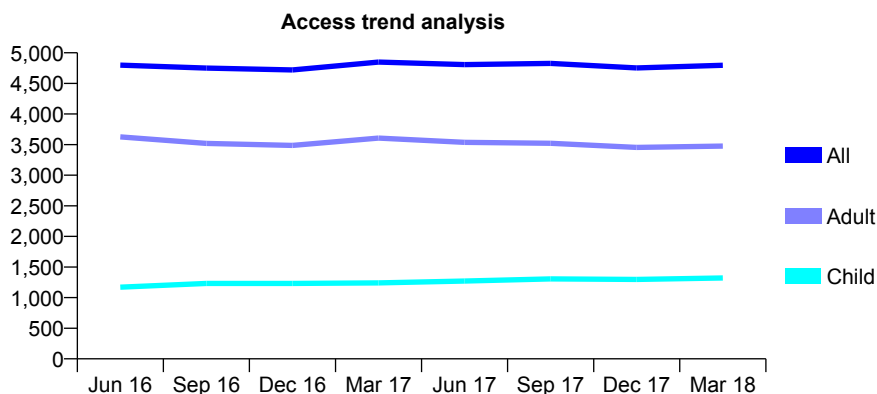
Q62 - Vital Signs At a Glance Contract Report for 184438/0001 - March 2018

Name or company name	Cedars Trading Limited
Contract type name	GDS Contract
Purpose of contract	General
Contract start date	01/04/2009
Contract end date	

17/18 Contracted general activity (UDA)	13,526
Carry forward general activity (UDA)	-271
17/18 Contracted orthodontic activity (UOA)	0
Carry forward orthodontic activity (UOA)	0
Baseline contract value	£377,132.39

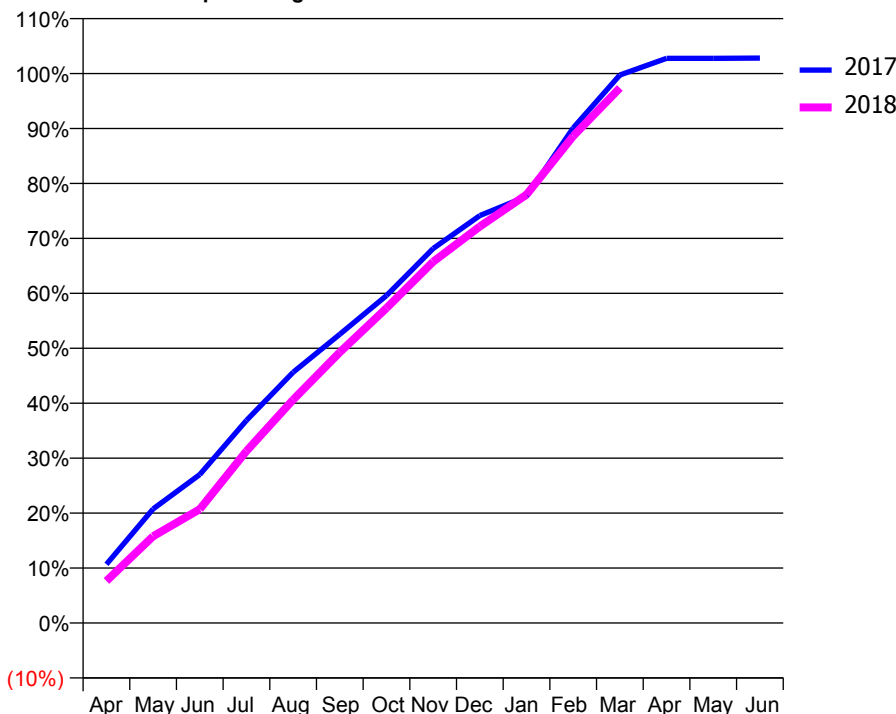
ACCESS*

Patients seen in 24 months	Total	Change since previous quarter
Quarter ending March 2017	4,848	
Quarter ending June 2017	4,808	→
Quarter ending September 2017	4,827	→
Quarter ending December 2017	4,752	↓
Quarter ending March 2018	4,797	→
Variance since March 2017	(1.1%)	↓



ACTIVITY

Cumulative percentage of contracted UDA delivered 2017 & 2018



Month	Adjusted Scheduled Activity (UDA)	
	2017	2018
April	1,446	1,035
May	2,809	2,137
June	3,654	2,802
July	4,986	4,233
August	6,172	5,497
September	7,109	6,663
October	8,059	7,750
November	9,220	8,893
December	10,028	9,759
January	10,502	10,544
February	12,186	11,985
March	13,490	13,171
April	13,899	
May	13,899	
June	13,906	

QUALITY

	Quantity	Base Number	Contract	AT	Region	England
% of FP17s for the same patient ID Re-attending within 3 months - Children	108	1,507	7.2%	10.0%	11.5%	11.9%
% of FP17s for the same patient ID Re-attending within 3 months - Adults	406	3,274	12.4%	15.8%	16.8%	16.0%
% of FP17s for the same patient ID Re-attending between 3 & 9 months - Children	667	1,507	44.3%	47.3%	47.7%	58.3%
% of FP17s for the same patient ID Re-attending between 3 & 9 months - Adults	965	3,274	29.5%	37.5%	38.2%	50.3%
% of FP17s for Band 1 Urgent Courses	253	4,602	5.5%	10.9%	10.6%	9.1%
% of FP17s Relating to Free Repair or Replacements	55	4,602	1.2%	0.5%	0.6%	0.8%
% of FP17s Relating to Continuations	39	4,602	0.8%	0.6%	0.8%	1.0%
% of Patients satisfied with the dentistry they have received	1	1	N/A	87.9%	89.3%	91.5%
% of Patients satisfied with the time they had to wait for an appointment	1	1	N/A	83.3%	84.4%	87.9%

* This is based on patients treated on this contract for their most recent course of treatment. Figures in italics indicate the base number of FP17s or Patient Questionnaire responses are less than 100. N/A is shown where the base number of responses is less than 10 during the period. % is calculated as Quantity/Base number*100

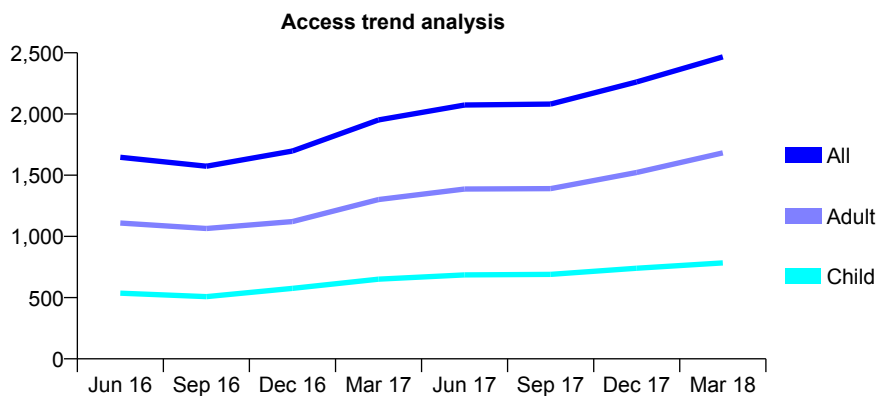
Q62 - Vital Signs At a Glance Contract Report for 184675/0001 - March 2018

Name or company name	Dr T Jabbar
Contract type name	GDS Contract
Purpose of contract	General
Contract start date	01/10/2012
Contract end date	

17/18 Contracted general activity (UDA)	5,952
Carry forward general activity (UDA)	236
17/18 Contracted orthodontic activity (UOA)	0
Carry forward orthodontic activity (UOA)	0
Baseline contract value	£155,935.62

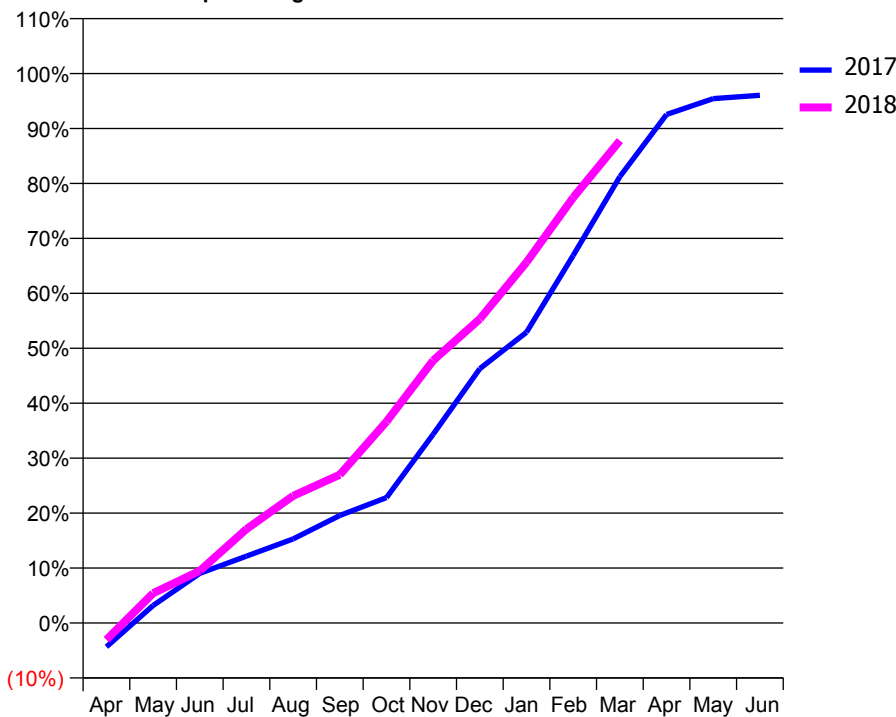
ACCESS*

Patients seen in 24 months	Total	Change since previous quarter
Quarter ending March 2017	1,952	
Quarter ending June 2017	2,073	↑
Quarter ending September 2017	2,081	→
Quarter ending December 2017	2,262	↑
Quarter ending March 2018	2,467	↑
Variance since March 2017	26.4%	↑



ACTIVITY

Cumulative percentage of contracted UDA delivered 2017 & 2018



Month	Adjusted Scheduled Activity (UDA)	
	2017	2018
April	-259	-183
May	189	322
June	538	566
July	725	1,017
August	910	1,377
September	1,164	1,607
October	1,359	2,181
November	2,044	2,844
December	2,755	3,295
January	3,150	3,907
February	3,981	4,609
March	4,835	5,225
April	5,508	
May	5,680	
June	5,716	

QUALITY

	Quantity	Base Number	Contract	AT	Region	England
% of FP17s for the same patient ID Re-attending within 3 months - Children	129	1,073	12.0%	10.0%	11.5%	11.9%
% of FP17s for the same patient ID Re-attending within 3 months - Adults	413	2,109	19.6%	15.8%	16.8%	16.0%
% of FP17s for the same patient ID Re-attending between 3 & 9 months - Children	496	1,073	46.2%	47.3%	47.7%	58.3%
% of FP17s for the same patient ID Re-attending between 3 & 9 months - Adults	701	2,109	33.2%	37.5%	38.2%	50.3%
% of FP17s for Band 1 Urgent Courses	371	2,377	15.6%	10.9%	10.6%	9.1%
% of FP17s Relating to Free Repair or Replacements	12	2,377	0.5%	0.5%	0.6%	0.8%
% of FP17s Relating to Continuations	11	2,377	0.5%	0.6%	0.8%	1.0%
% of Patients satisfied with the dentistry they have received	1	2	N/A	87.9%	89.3%	91.5%
% of Patients satisfied with the time they had to wait for an appointment	2	2	N/A	83.3%	84.4%	87.9%

* This is based on patients treated on this contract for their most recent course of treatment. Figures in italics indicate the base number of FP17s or Patient Questionnaire responses are less than 100. N/A is shown where the base number of responses is less than 10 during the period. % is calculated as Quantity/Base number*100

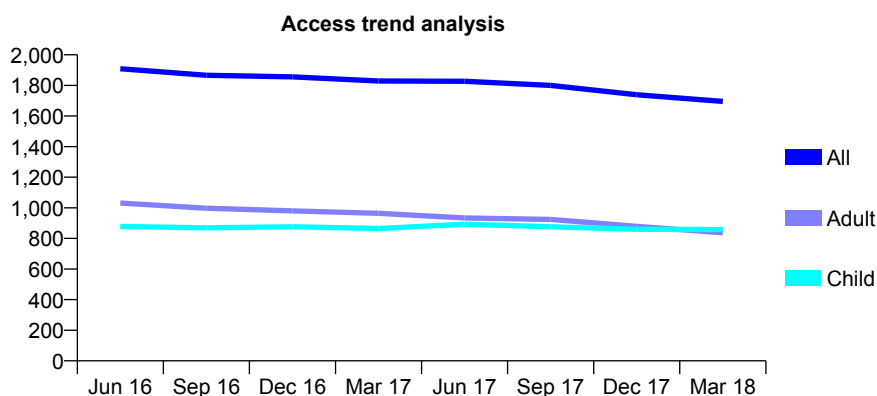
Q62 - Vital Signs At a Glance Contract Report for 186821/0001 - March 2018

Name or company name	Dr. S. Merali and Dr. F. Merali
Contract type name	GDS Contract
Purpose of contract	General
Contract start date	01/10/2012
Contract end date	

17/18 Contracted general activity (UDA)	7,761
Carry forward general activity (UDA)	-86
17/18 Contracted orthodontic activity (UOA)	0
Carry forward orthodontic activity (UOA)	0
Baseline contract value	£237,376.87

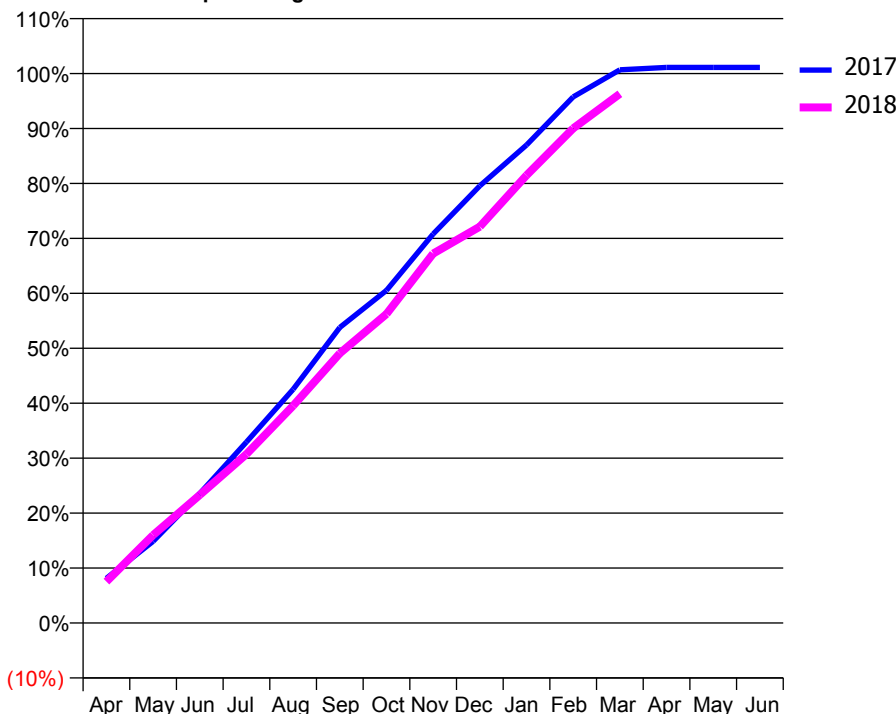
ACCESS*

Patients seen in 24 months	Total	Change since previous quarter
Quarter ending March 2017	1,829	
Quarter ending June 2017	1,827	→
Quarter ending September 2017	1,800	↓
Quarter ending December 2017	1,739	↓
Quarter ending March 2018	1,695	↓
Variance since March 2017	(7.3%)	↓



ACTIVITY

Cumulative percentage of contracted UDA delivered 2017 & 2018



Adjusted Scheduled Activity (UDA)

Month	2017	2018
April	632	585
May	1,153	1,242
June	1,829	1,809
July	2,557	2,385
August	3,300	3,068
September	4,175	3,810
October	4,698	4,366
November	5,494	5,218
December	6,175	5,599
January	6,751	6,324
February	7,431	6,987
March	7,812	7,473
April	7,846	
May	7,847	
June	7,847	

QUALITY

	Quantity	Base Number	Contract	AT	Region	England
% of FP17s for the same patient ID Re-attending within 3 months - Children	127	1,645	7.7%	10.0%	11.5%	11.9%
% of FP17s for the same patient ID Re-attending within 3 months - Adults	160	1,145	14.0%	15.8%	16.8%	16.0%
% of FP17s for the same patient ID Re-attending between 3 & 9 months - Children	1,159	1,645	70.5%	47.3%	47.7%	58.3%
% of FP17s for the same patient ID Re-attending between 3 & 9 months - Adults	646	1,145	56.4%	37.5%	38.2%	50.3%
% of FP17s for Band 1 Urgent Courses	161	2,775	5.8%	10.9%	10.6%	9.1%
% of FP17s Relating to Free Repair or Replacements	0	2,775	0.0%	0.5%	0.6%	0.8%
% of FP17s Relating to Continuations	2	2,775	0.1%	0.6%	0.8%	1.0%
% of Patients satisfied with the dentistry they have received	2	2	N/A	87.9%	89.3%	91.5%
% of Patients satisfied with the time they had to wait for an appointment	2	2	N/A	83.3%	84.4%	87.9%

* This is based on patients treated on this contract for their most recent course of treatment. Figures in italics indicate the base number of FP17s or Patient Questionnaire responses are less than 100. N/A is shown where the base number of responses is less than 10 during the period. % is calculated as Quantity/Base number*100

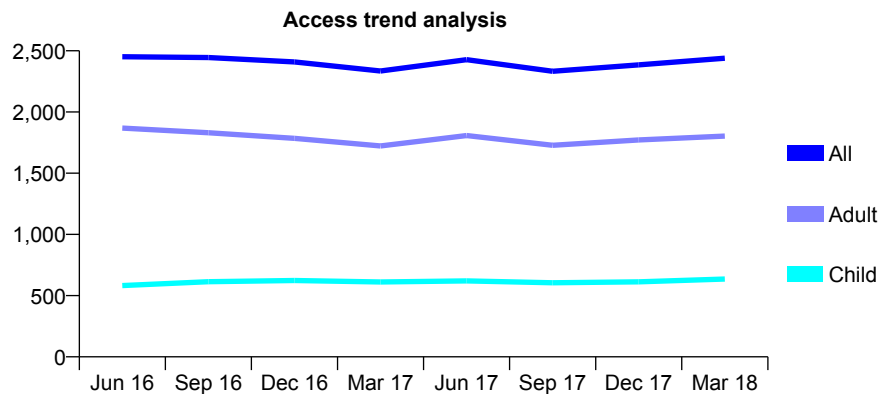
Q62 - Vital Signs At a Glance Contract Report for 187143/0001 - March 2018

Name or company name	Axfell Ltd T/A Bright Dental Practice
Contract type name	GDS Contract
Purpose of contract	General
Contract start date	01/01/2011
Contract end date	

17/18 Contracted general activity (UDA)	8,560
Carry forward general activity (UDA)	289
17/18 Contracted orthodontic activity (UOA)	0
Carry forward orthodontic activity (UOA)	0
Baseline contract value	£199,571.50

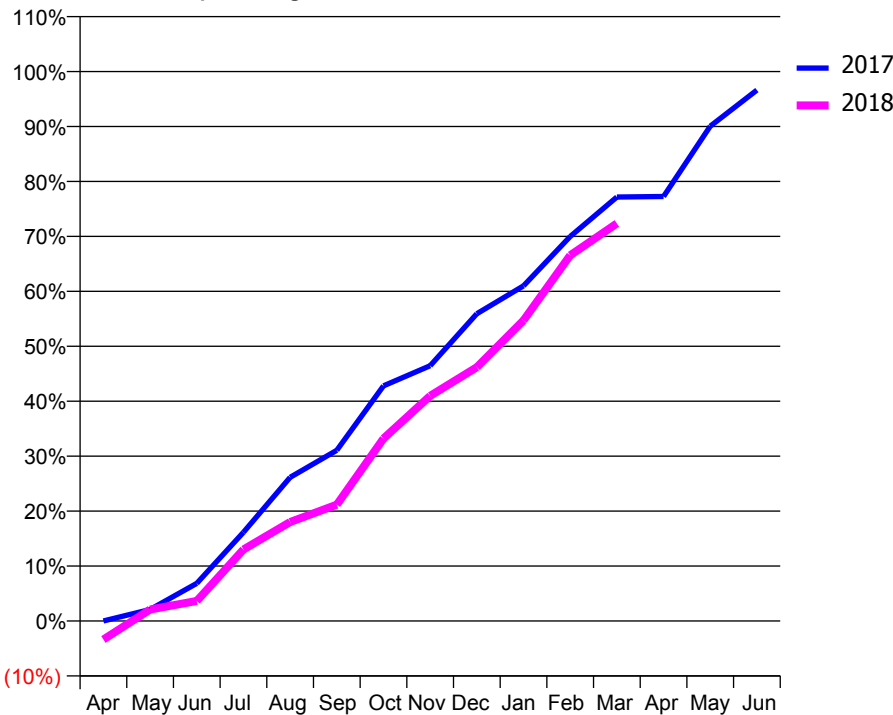
ACCESS*

Patients seen in 24 months	Total	Change since previous quarter
Quarter ending March 2017	2,335	
Quarter ending June 2017	2,428	↑
Quarter ending September 2017	2,333	↓
Quarter ending December 2017	2,385	↑
Quarter ending March 2018	2,439	↑
Variance since March 2017	4.5%	↑



ACTIVITY

Cumulative percentage of contracted UDA delivered 2017 & 2018



Month	Adjusted Scheduled Activity (UDA)	
	2017	2018
April	0	-289
May	180	180
June	588	313
July	1,381	1,115
August	2,237	1,542
September	2,661	1,812
October	3,662	2,843
November	3,977	3,506
December	4,787	3,955
January	5,222	4,684
February	5,990	5,698
March	6,605	6,194
April	6,612	
May	7,708	
June	8,271	

QUALITY

	Quantity	Base Number	Contract	AT	Region	England
% of FP17s for the same patient ID Re-attending within 3 months - Children	43	820	5.2%	10.0%	11.5%	11.9%
% of FP17s for the same patient ID Re-attending within 3 months - Adults	222	2,016	11.0%	15.8%	16.8%	16.0%
% of FP17s for the same patient ID Re-attending between 3 & 9 months - Children	447	820	54.5%	47.3%	47.7%	58.3%
% of FP17s for the same patient ID Re-attending between 3 & 9 months - Adults	903	2,016	44.8%	37.5%	38.2%	50.3%
% of FP17s for Band 1 Urgent Courses	203	2,408	8.4%	10.9%	10.6%	9.1%
% of FP17s Relating to Free Repair or Replacements	7	2,408	0.3%	0.5%	0.6%	0.8%
% of FP17s Relating to Continuations	22	2,408	0.9%	0.6%	0.8%	1.0%
% of Patients satisfied with the dentistry they have received	2	2	N/A	87.9%	89.3%	91.5%
% of Patients satisfied with the time they had to wait for an appointment	2	2	N/A	83.3%	84.4%	87.9%

* This is based on patients treated on this contract for their most recent course of treatment. Figures in italics indicate the base number of FP17s or Patient Questionnaire responses are less than 100. N/A is shown where the base number of responses is less than 10 during the period. % is calculated as Quantity/Base number*100

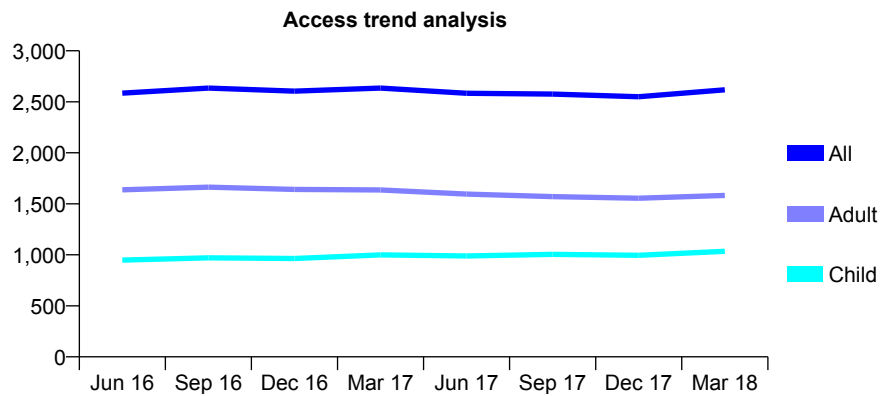
Q62 - Vital Signs At a Glance Contract Report for 189286/0001 - March 2018

Name or company name	MR M AL-JUBBAWY & MISS N JUBBAWY
Contract type name	GDS Contract
Purpose of contract	General
Contract start date	01/10/2012
Contract end date	

17/18 Contracted general activity (UDA)	8,503
Carry forward general activity (UDA)	-170
17/18 Contracted orthodontic activity (UOA)	0
Carry forward orthodontic activity (UOA)	0
Baseline contract value	£262,820.28

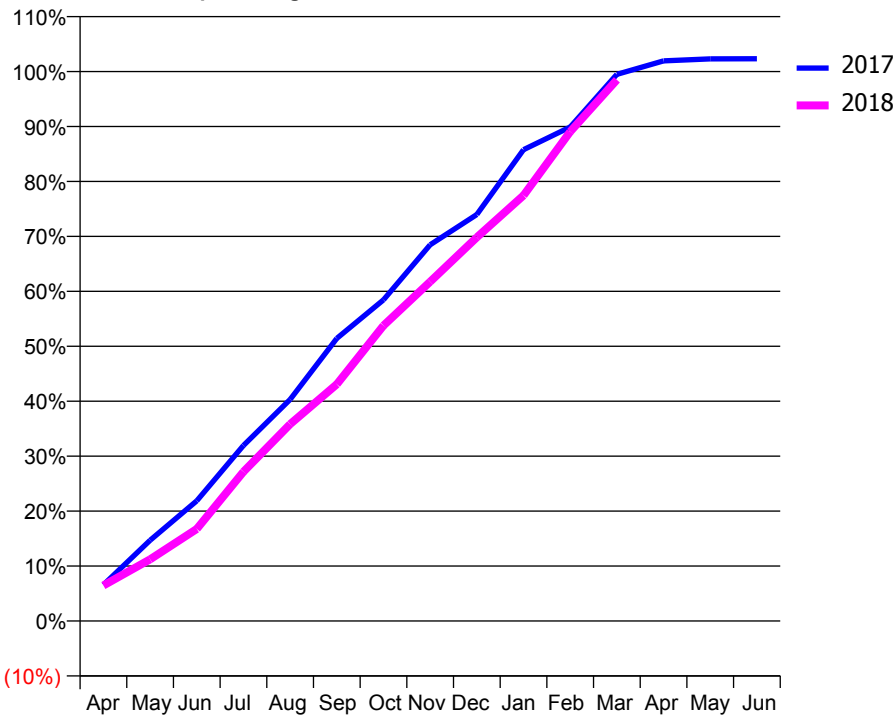
ACCESS*

Patients seen in 24 months	Total	Change since previous quarter
Quarter ending March 2017	2,635	
Quarter ending June 2017	2,584	↓
Quarter ending September 2017	2,576	→
Quarter ending December 2017	2,550	↓
Quarter ending March 2018	2,618	↑
Variance since March 2017	(0.6%)	→



ACTIVITY

Cumulative percentage of contracted UDA delivered 2017 & 2018



Month	Adjusted Scheduled Activity (UDA)	
	2017	2018
April	560	549
May	1,249	955
June	1,860	1,426
July	2,717	2,310
August	3,429	3,047
September	4,374	3,663
October	4,969	4,572
November	5,822	5,250
December	6,291	5,938
January	7,294	6,586
February	7,643	7,573
March	8,458	8,374
April	8,667	
May	8,698	
June	8,700	

QUALITY

	Quantity	Base Number	Contract	AT	Region	England
% of FP17s for the same patient ID Re-attending within 3 months - Children	53	1,131	4.7%	10.0%	11.5%	11.9%
% of FP17s for the same patient ID Re-attending within 3 months - Adults	206	1,659	12.4%	15.8%	16.8%	16.0%
% of FP17s for the same patient ID Re-attending between 3 & 9 months - Children	448	1,131	39.6%	47.3%	47.7%	58.3%
% of FP17s for the same patient ID Re-attending between 3 & 9 months - Adults	614	1,659	37.0%	37.5%	38.2%	50.3%
% of FP17s for Band 1 Urgent Courses	232	2,693	8.6%	10.9%	10.6%	9.1%
% of FP17s Relating to Free Repair or Replacements	6	2,693	0.2%	0.5%	0.6%	0.8%
% of FP17s Relating to Continuations	14	2,693	0.5%	0.6%	0.8%	1.0%
% of Patients satisfied with the dentistry they have received	1	1	N/A	87.9%	89.3%	91.5%
% of Patients satisfied with the time they had to wait for an appointment	1	1	N/A	83.3%	84.4%	87.9%

* This is based on patients treated on this contract for their most recent course of treatment. Figures in italics indicate the base number of FP17s or Patient Questionnaire responses are less than 100. N/A is shown where the base number of responses is less than 10 during the period. % is calculated as Quantity/Base number*100

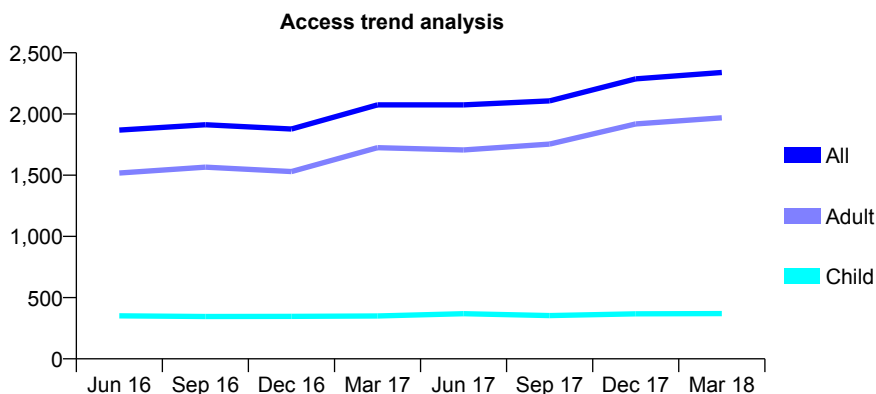
Q62 - Vital Signs At a Glance Contract Report for 189812/0001 - March 2018

Name or company name	MS M ZHAND
Contract type name	GDS Contract
Purpose of contract	General
Contract start date	01/08/2010
Contract end date	

17/18 Contracted general activity (UDA)	6,084
Carry forward general activity (UDA)	233
17/18 Contracted orthodontic activity (UOA)	0
Carry forward orthodontic activity (UOA)	0
Baseline contract value	£211,182.80

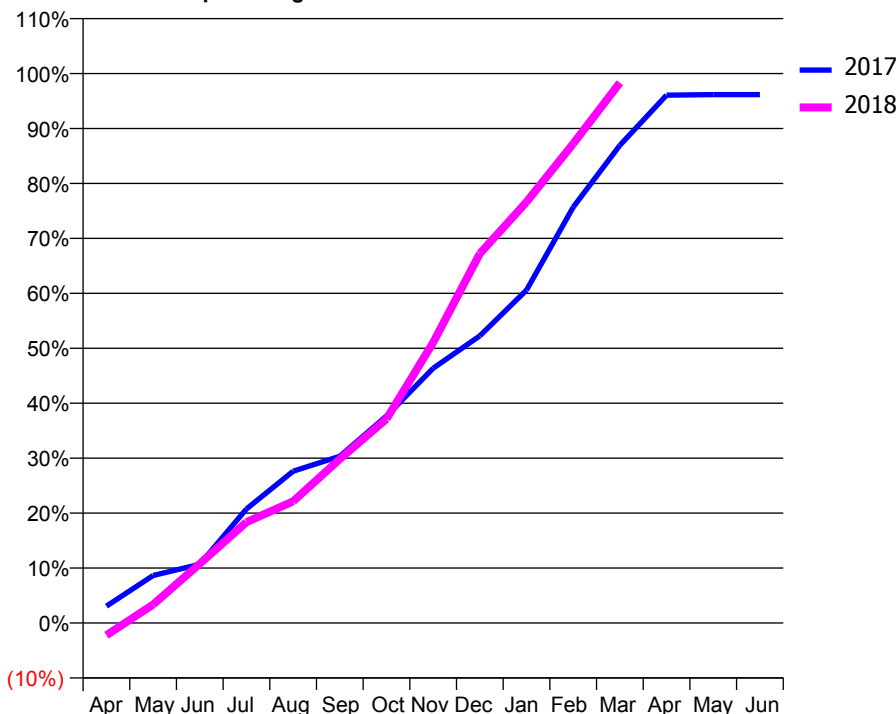
ACCESS*

Patients seen in 24 months	Total	Change since previous quarter
Quarter ending March 2017	2,075	
Quarter ending June 2017	2,075	→
Quarter ending September 2017	2,107	→
Quarter ending December 2017	2,287	↑
Quarter ending March 2018	2,339	↑
Variance since March 2017	12.7%	↑



ACTIVITY

Cumulative percentage of contracted UDA delivered 2017 & 2018



Adjusted Scheduled Activity (UDA)

Month	2017	2018
April	187	-137
May	527	204
June	650	656
July	1,263	1,117
August	1,681	1,348
September	1,846	1,815
October	2,292	2,260
November	2,821	3,105
December	3,180	4,090
January	3,685	4,662
February	4,604	5,308
March	5,289	5,981
April	5,845	
May	5,851	
June	5,851	

QUALITY

	Quantity	Base Number	Contract	AT	Region	England
% of FP17s for the same patient ID Re-attending within 3 months - Children	42	469	9.0%	10.0%	11.5%	11.9%
% of FP17s for the same patient ID Re-attending within 3 months - Adults	162	1,736	9.3%	15.8%	16.8%	16.0%
% of FP17s for the same patient ID Re-attending between 3 & 9 months - Children	213	469	45.4%	47.3%	47.7%	58.3%
% of FP17s for the same patient ID Re-attending between 3 & 9 months - Adults	401	1,736	23.1%	37.5%	38.2%	50.3%
% of FP17s for Band 1 Urgent Courses	132	2,004	6.6%	10.9%	10.6%	9.1%
% of FP17s Relating to Free Repair or Replacements	1	2,004	0.0%	0.5%	0.6%	0.8%
% of FP17s Relating to Continuations	2	2,004	0.1%	0.6%	0.8%	1.0%
% of Patients satisfied with the dentistry they have received	1	1	N/A	87.9%	89.3%	91.5%
% of Patients satisfied with the time they had to wait for an appointment	1	1	N/A	83.3%	84.4%	87.9%

* This is based on patients treated on this contract for their most recent course of treatment. Figures in italics indicate the base number of FP17s or Patient Questionnaire responses are less than 100. N/A is shown where the base number of responses is less than 10 during the period. % is calculated as Quantity/Base number*100

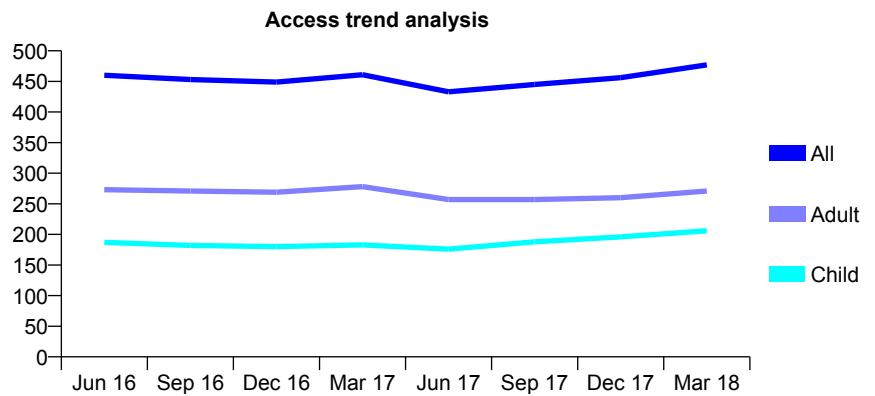
Q62 - Vital Signs At a Glance Contract Report for 190195/0003 - March 2018

Name or company name	Xeon Smiles UK Ltd
Contract type name	GDS Contract
Purpose of contract	General
Contract start date	01/04/2006
Contract end date	

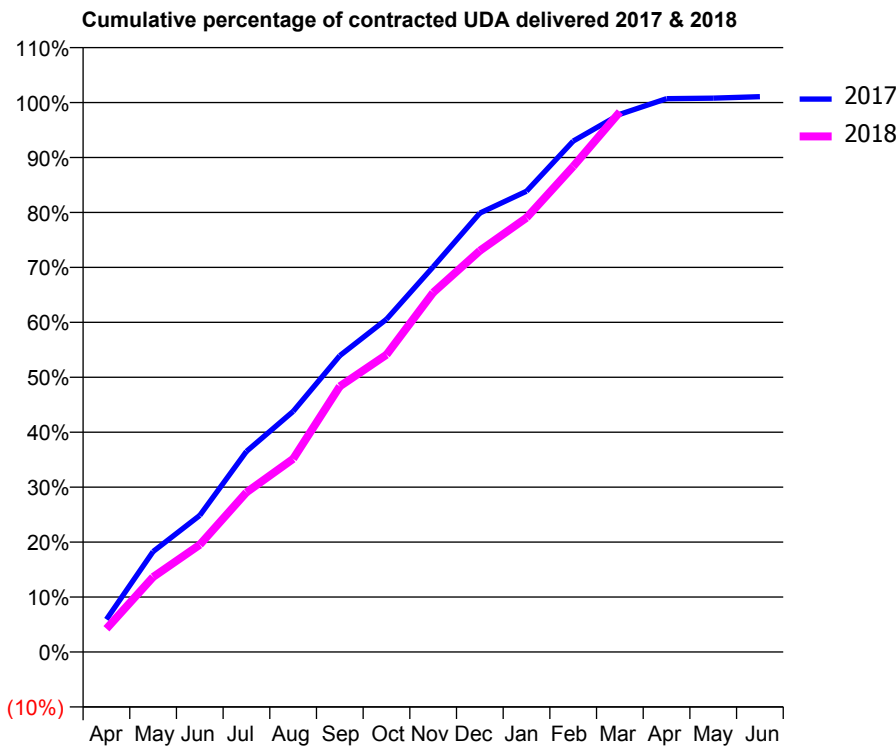
17/18 Contracted general activity (UDA)	2,685
Carry forward general activity (UDA)	-28
17/18 Contracted orthodontic activity (UOA)	0
Carry forward orthodontic activity (UOA)	0
Baseline contract value	£65,590.63

ACCESS*

Patients seen in 24 months	Total	Change since previous quarter
Quarter ending March 2017	461	
Quarter ending June 2017	433	↓
Quarter ending September 2017	445	↑
Quarter ending December 2017	456	↑
Quarter ending March 2018	477	↑
Variance since March 2017	3.5%	↑



ACTIVITY



Month	Adjusted Scheduled Activity (UDA)	
	2017	2018
April	159	113
May	491	367
June	667	524
July	981	780
August	1,176	944
September	1,448	1,298
October	1,626	1,453
November	1,882	1,756
December	2,145	1,961
January	2,251	2,122
February	2,497	2,373
March	2,627	2,639
April	2,703	
May	2,706	
June	2,713	

QUALITY

	Quantity	Base Number	Contract	AT	Region	England
% of FP17s for the same patient ID Re-attending within 3 months - Children	73	364	20.1%	10.0%	11.5%	11.9%
% of FP17s for the same patient ID Re-attending within 3 months - Adults	99	447	22.1%	15.8%	16.8%	16.0%
% of FP17s for the same patient ID Re-attending between 3 & 9 months - Children	212	364	58.2%	47.3%	47.7%	58.3%
% of FP17s for the same patient ID Re-attending between 3 & 9 months - Adults	239	447	53.5%	37.5%	38.2%	50.3%
% of FP17s for Band 1 Urgent Courses	46	773	6.0%	10.9%	10.6%	9.1%
% of FP17s Relating to Free Repair or Replacements	7	773	0.9%	0.5%	0.6%	0.8%
% of FP17s Relating to Continuations	1	773	0.1%	0.6%	0.8%	1.0%
% of Patients satisfied with the dentistry they have received	0	0	N/A	87.9%	89.3%	91.5%
% of Patients satisfied with the time they had to wait for an appointment	0	0	N/A	83.3%	84.4%	87.9%

* This is based on patients treated on this contract for their most recent course of treatment. Figures in italics indicate the base number of FP17s or Patient Questionnaire responses are less than 100. N/A is shown where the base number of responses is less than 10 during the period. % is calculated as Quantity/Base number*100

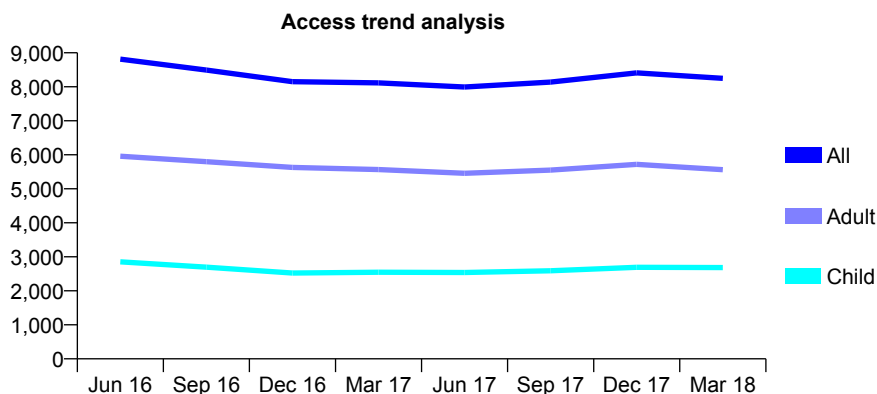
Q62 - Vital Signs At a Glance Contract Report for 191345/0001 - March 2018

Name or company name	Mr. AS Yousif and Mr. ZM Shamoon
Contract type name	GDS Contract
Purpose of contract	General
Contract start date	01/05/2013
Contract end date	

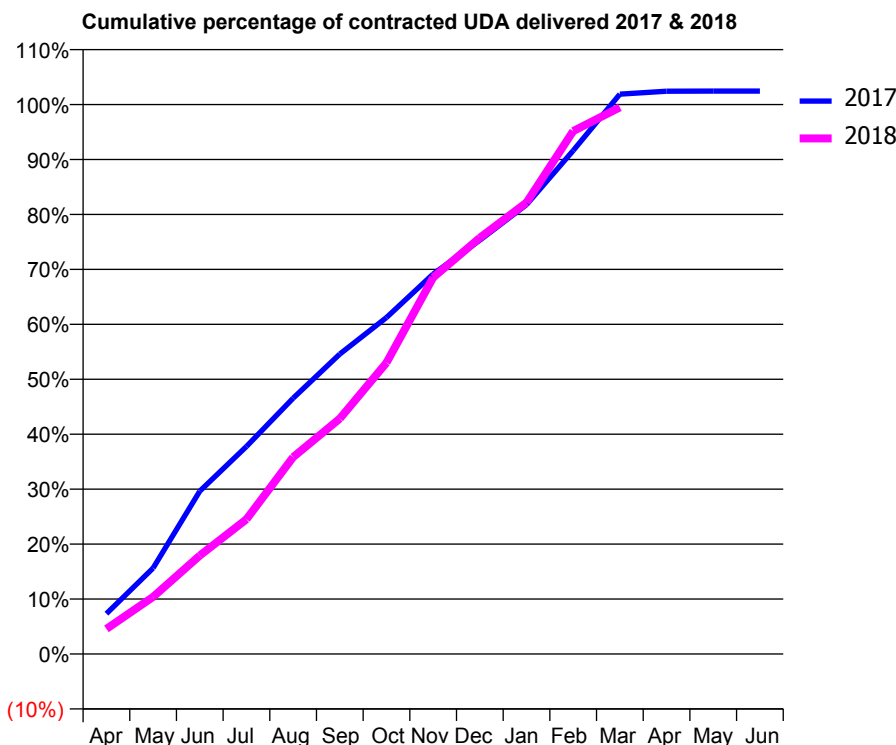
17/18 Contracted general activity (UDA)	22,048
Carry forward general activity (UDA)	-441
17/18 Contracted orthodontic activity (UOA)	0
Carry forward orthodontic activity (UOA)	0
Baseline contract value	£603,767.13

ACCESS*

Patients seen in 24 months	Total	Change since previous quarter
Quarter ending March 2017	8,116	
Quarter ending June 2017	7,995	↓
Quarter ending September 2017	8,140	→
Quarter ending December 2017	8,411	↑
Quarter ending March 2018	8,250	↓
Variance since March 2017	1.7%	→



ACTIVITY



Month	Adjusted Scheduled Activity (UDA)	
	2017	2018
April	1,618	1,011
May	3,447	2,292
June	6,533	3,949
July	8,328	5,404
August	10,267	7,898
September	12,037	9,446
October	13,502	11,686
November	15,247	15,104
December	16,605	16,700
January	18,030	18,115
February	20,198	20,980
March	22,466	21,932
April	22,579	
May	22,585	
June	22,586	

QUALITY

	Quantity	Base Number	Contract	AT	Region	England
% of FP17s for the same patient ID Re-attending within 3 months - Children	297	3,542	8.4%	10.0%	11.5%	11.9%
% of FP17s for the same patient ID Re-attending within 3 months - Adults	693	5,947	11.7%	15.8%	16.8%	16.0%
% of FP17s for the same patient ID Re-attending between 3 & 9 months - Children	1,535	3,542	43.3%	47.3%	47.7%	58.3%
% of FP17s for the same patient ID Re-attending between 3 & 9 months - Adults	2,134	5,947	35.9%	37.5%	38.2%	50.3%
% of FP17s for Band 1 Urgent Courses	792	9,139	8.7%	10.9%	10.6%	9.1%
% of FP17s Relating to Free Repair or Replacements	14	9,139	0.2%	0.5%	0.6%	0.8%
% of FP17s Relating to Continuations	0	9,139	0.0%	0.6%	0.8%	1.0%
% of Patients satisfied with the dentistry they have received	2	3	N/A	87.9%	89.3%	91.5%
% of Patients satisfied with the time they had to wait for an appointment	0	3	N/A	83.3%	84.4%	87.9%

* This is based on patients treated on this contract for their most recent course of treatment. Figures in italics indicate the base number of FP17s or Patient Questionnaire responses are less than 100. N/A is shown where the base number of responses is less than 10 during the period. % is calculated as Quantity/Base number*100

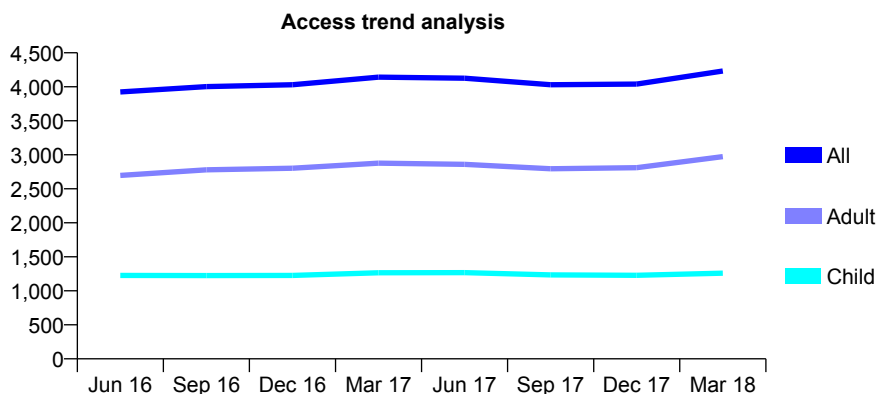
Q62 - Vital Signs At a Glance Contract Report for 191507/0001 - March 2018

Name or company name	Perfect Smile
Contract type name	GDS Contract
Purpose of contract	General
Contract start date	01/01/2012
Contract end date	

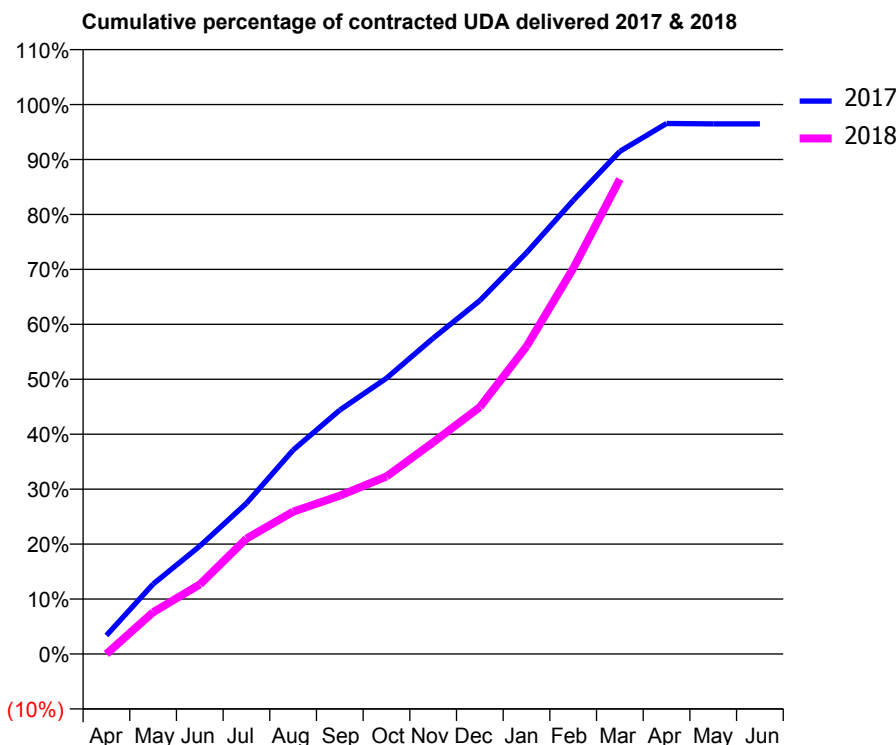
17/18 Contracted general activity (UDA)	9,616
Carry forward general activity (UDA)	340
17/18 Contracted orthodontic activity (UOA)	0
Carry forward orthodontic activity (UOA)	0
Baseline contract value	£253,849.76

ACCESS*

Patients seen in 24 months	Total	Change since previous quarter
Quarter ending March 2017	4,142	
Quarter ending June 2017	4,127	→
Quarter ending September 2017	4,031	↓
Quarter ending December 2017	4,040	→
Quarter ending March 2018	4,233	↑
Variance since March 2017	2.2%	↑



ACTIVITY



Month	Adjusted Scheduled Activity (UDA)	
	2017	2018
April	326	1
May	1,224	732
June	1,890	1,217
July	2,638	2,019
August	3,569	2,491
September	4,269	2,772
October	4,826	3,107
November	5,528	3,704
December	6,184	4,321
January	7,024	5,383
February	7,938	6,748
March	8,796	8,310
April	9,284	
May	9,276	
June	9,276	

QUALITY

	Quantity	Base Number	Contract	AT	Region	England
% of FP17s for the same patient ID Re-attending within 3 months - Children	94	1,576	6.0%	10.0%	11.5%	11.9%
% of FP17s for the same patient ID Re-attending within 3 months - Adults	304	2,779	10.9%	15.8%	16.8%	16.0%
% of FP17s for the same patient ID Re-attending between 3 & 9 months - Children	775	1,576	49.2%	47.3%	47.7%	58.3%
% of FP17s for the same patient ID Re-attending between 3 & 9 months - Adults	781	2,779	28.1%	37.5%	38.2%	50.3%
% of FP17s for Band 1 Urgent Courses	432	4,186	10.3%	10.9%	10.6%	9.1%
% of FP17s Relating to Free Repair or Replacements	18	4,186	0.4%	0.5%	0.6%	0.8%
% of FP17s Relating to Continuations	47	4,186	1.1%	0.6%	0.8%	1.0%
% of Patients satisfied with the dentistry they have received	4	4	N/A	87.9%	89.3%	91.5%
% of Patients satisfied with the time they had to wait for an appointment	4	4	N/A	83.3%	84.4%	87.9%

* This is based on patients treated on this contract for their most recent course of treatment. Figures in italics indicate the base number of FP17s or Patient Questionnaire responses are less than 100. N/A is shown where the base number of responses is less than 10 during the period. % is calculated as Quantity/Base number*100

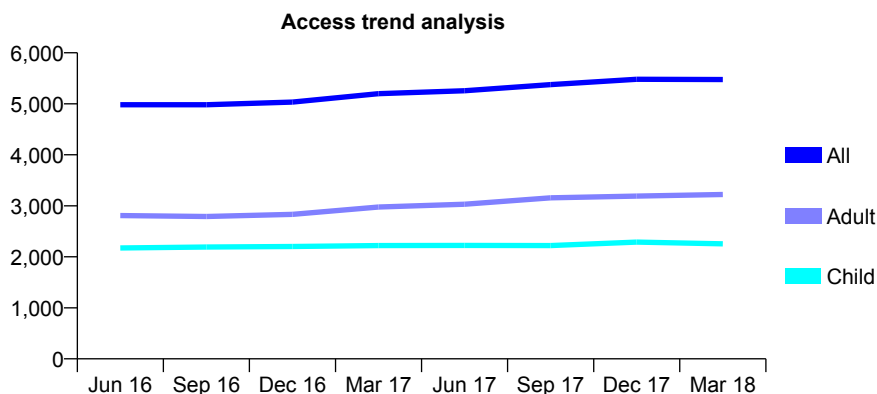
Q62 - Vital Signs At a Glance Contract Report for 193631/0001 - March 2018

Name or company name	Dr Natasha Luthra & Dr Trishna Dhot
Contract type name	GDS Contract
Purpose of contract	General
Contract start date	01/06/2013
Contract end date	

17/18 Contracted general activity (UDA)	12,297
Carry forward general activity (UDA)	-189
17/18 Contracted orthodontic activity (UOA)	0
Carry forward orthodontic activity (UOA)	0
Baseline contract value	£272,408.55

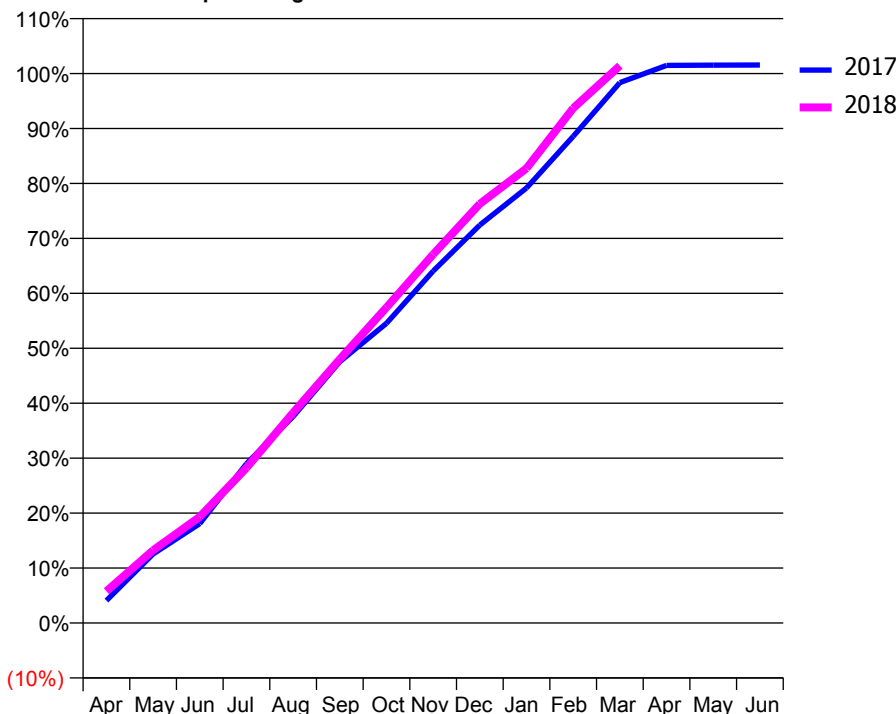
ACCESS*

Patients seen in 24 months	Total	Change since previous quarter
Quarter ending March 2017	5,198	
Quarter ending June 2017	5,255	→
Quarter ending September 2017	5,376	↑
Quarter ending December 2017	5,480	→
Quarter ending March 2018	5,475	→
Variance since March 2017	5.3%	↑



ACTIVITY

Cumulative percentage of contracted UDA delivered 2017 & 2018



Month	Adjusted Scheduled Activity (UDA)	
	2017	2018
April	501	711
May	1,545	1,628
June	2,226	2,376
July	3,565	3,471
August	4,621	4,708
September	5,847	5,903
October	6,707	7,062
November	7,876	8,250
December	8,906	9,381
January	9,735	10,175
February	10,889	11,520
March	12,094	12,473
April	12,478	
May	12,485	
June	12,486	

QUALITY

	Quantity	Base Number	Contract	AT	Region	England
% of FP17s for the same patient ID Re-attending within 3 months - Children	258	3,015	8.6%	10.0%	11.5%	11.9%
% of FP17s for the same patient ID Re-attending within 3 months - Adults	494	3,773	13.1%	15.8%	16.8%	16.0%
% of FP17s for the same patient ID Re-attending between 3 & 9 months - Children	1,557	3,015	51.6%	47.3%	47.7%	58.3%
% of FP17s for the same patient ID Re-attending between 3 & 9 months - Adults	1,720	3,773	45.6%	37.5%	38.2%	50.3%
% of FP17s for Band 1 Urgent Courses	442	6,592	6.7%	10.9%	10.6%	9.1%
% of FP17s Relating to Free Repair or Replacements	33	6,592	0.5%	0.5%	0.6%	0.8%
% of FP17s Relating to Continuations	13	6,592	0.2%	0.6%	0.8%	1.0%
% of Patients satisfied with the dentistry they have received	4	5	N/A	87.9%	89.3%	91.5%
% of Patients satisfied with the time they had to wait for an appointment	4	5	N/A	83.3%	84.4%	87.9%

* This is based on patients treated on this contract for their most recent course of treatment. Figures in italics indicate the base number of FP17s or Patient Questionnaire responses are less than 100. N/A is shown where the base number of responses is less than 10 during the period. % is calculated as Quantity/Base number*100

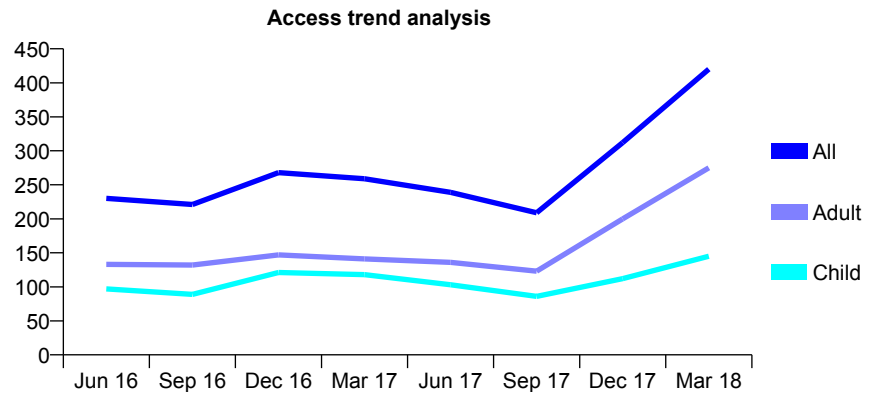
Q62 - Vital Signs At a Glance Contract Report for 194522/0001 - March 2018

Name or company name	Bhutta, Padayachee and associates
Contract type name	GDS Contract
Purpose of contract	General
Contract start date	01/04/2011
Contract end date	

17/18 Contracted general activity (UDA)	720
Carry forward general activity (UDA)	13
17/18 Contracted orthodontic activity (UOA)	0
Carry forward orthodontic activity (UOA)	0
Baseline contract value	£19,793.85

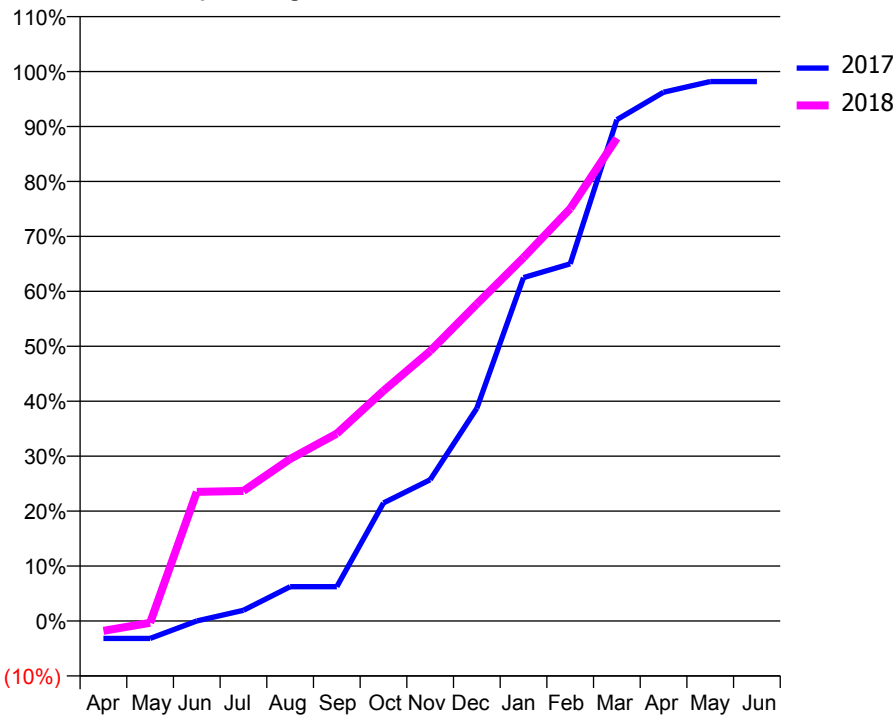
ACCESS*

Patients seen in 24 months	Total	Change since previous quarter
Quarter ending March 2017	259	
Quarter ending June 2017	239	↓
Quarter ending September 2017	209	↓
Quarter ending December 2017	312	↑
Quarter ending March 2018	420	↑
Variance since March 2017	62.2%	↑



ACTIVITY

Cumulative percentage of contracted UDA delivered 2017 & 2018



Month	Adjusted Scheduled Activity (UDA)	
	2017	2018
April	-23	-13
May	-23	-3
June	-0	169
July	14	170
August	45	212
September	45	246
October	155	302
November	185	354
December	279	415
January	450	476
February	468	540
March	657	633
April	693	
May	707	
June	707	

QUALITY

	Quantity	Base Number	Contract	AT	Region	England
% of FP17s for the same patient ID Re-attending within 3 months - Children	7	163	4.3%	10.0%	11.5%	11.9%
% of FP17s for the same patient ID Re-attending within 3 months - Adults	11	307	3.6%	15.8%	16.8%	16.0%
% of FP17s for the same patient ID Re-attending between 3 & 9 months - Children	10	163	6.1%	47.3%	47.7%	58.3%
% of FP17s for the same patient ID Re-attending between 3 & 9 months - Adults	9	307	2.9%	37.5%	38.2%	50.3%
% of FP17s for Band 1 Urgent Courses	33	196	16.8%	10.9%	10.6%	9.1%
% of FP17s Relating to Free Repair or Replacements	0	196	0.0%	0.5%	0.6%	0.8%
% of FP17s Relating to Continuations	0	196	0.0%	0.6%	0.8%	1.0%
% of Patients satisfied with the dentistry they have received	1	1	N/A	87.9%	89.3%	91.5%
% of Patients satisfied with the time they had to wait for an appointment	1	1	N/A	83.3%	84.4%	87.9%

* This is based on patients treated on this contract for their most recent course of treatment. Figures in italics indicate the base number of FP17s or Patient Questionnaire responses are less than 100. N/A is shown where the base number of responses is less than 10 during the period. % is calculated as Quantity/Base number*100

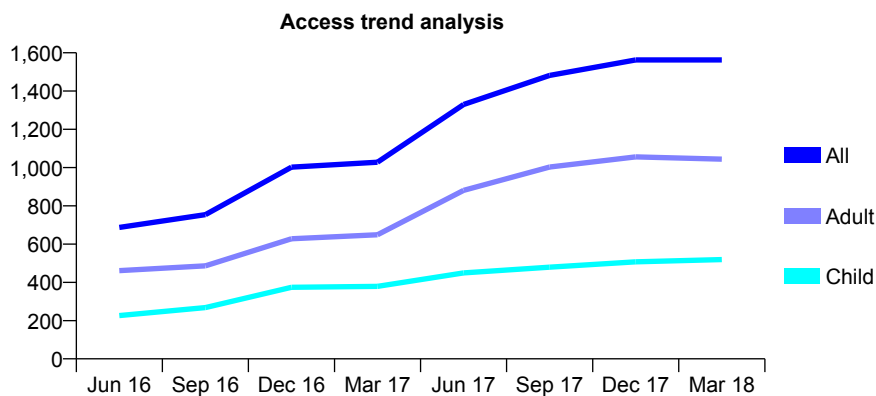
Q62 - Vital Signs At a Glance Contract Report for 198080/0001 - March 2018

Name or company name	Smile For Life
Contract type name	GDS Contract
Purpose of contract	General
Contract start date	01/11/2015
Contract end date	

17/18 Contracted general activity (UDA)	8,136
Carry forward general activity (UDA)	-84
17/18 Contracted orthodontic activity (UOA)	0
Carry forward orthodontic activity (UOA)	0
Baseline contract value	£286,594.54

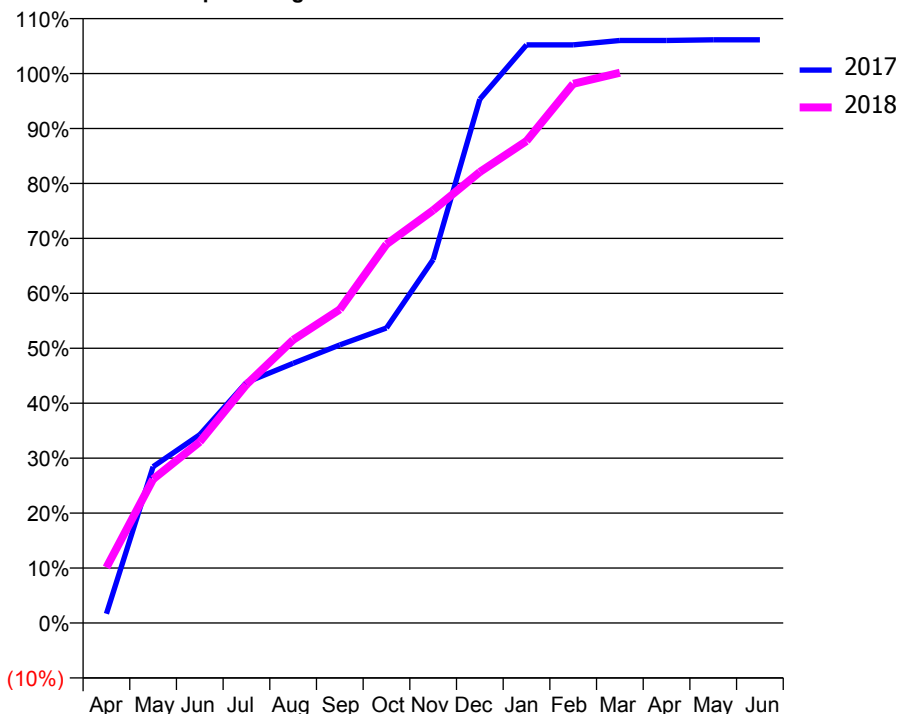
ACCESS*

Patients seen in 24 months	Total	Change since previous quarter
Quarter ending March 2017	1,028	
Quarter ending June 2017	1,330	↑
Quarter ending September 2017	1,482	↑
Quarter ending December 2017	1,563	↑
Quarter ending March 2018	1,563	→
Variance since March 2017	52.0%	↑



ACTIVITY

Cumulative percentage of contracted UDA delivered 2017 & 2018



Month	Adjusted Scheduled Activity (UDA)	
	2017	2018
April	71	822
May	1,198	2,129
June	1,444	2,682
July	1,844	3,531
August	1,990	4,193
September	2,131	4,642
October	2,261	5,608
November	2,785	6,111
December	4,015	6,678
January	4,431	7,136
February	4,431	7,983
March	4,465	8,146
April	4,465	
May	4,470	
June	4,470	

QUALITY

	Quantity	Base Number	Contract	AT	Region	England
% of FP17s for the same patient ID Re-attending within 3 months - Children	48	717	6.7%	10.0%	11.5%	11.9%
% of FP17s for the same patient ID Re-attending within 3 months - Adults	132	1,420	9.3%	15.8%	16.8%	16.0%
% of FP17s for the same patient ID Re-attending between 3 & 9 months - Children	333	717	46.4%	47.3%	47.7%	58.3%
% of FP17s for the same patient ID Re-attending between 3 & 9 months - Adults	503	1,420	35.4%	37.5%	38.2%	50.3%
% of FP17s for Band 1 Urgent Courses	1	2,134	0.0%	10.9%	10.6%	9.1%
% of FP17s Relating to Free Repair or Replacements	0	2,134	0.0%	0.5%	0.6%	0.8%
% of FP17s Relating to Continuations	38	2,134	1.8%	0.6%	0.8%	1.0%
% of Patients satisfied with the dentistry they have received	1	1	N/A	87.9%	89.3%	91.5%
% of Patients satisfied with the time they had to wait for an appointment	1	1	N/A	83.3%	84.4%	87.9%

* This is based on patients treated on this contract for their most recent course of treatment. Figures in italics indicate the base number of FP17s or Patient Questionnaire responses are less than 100. N/A is shown where the base number of responses is less than 10 during the period. % is calculated as Quantity/Base number*100

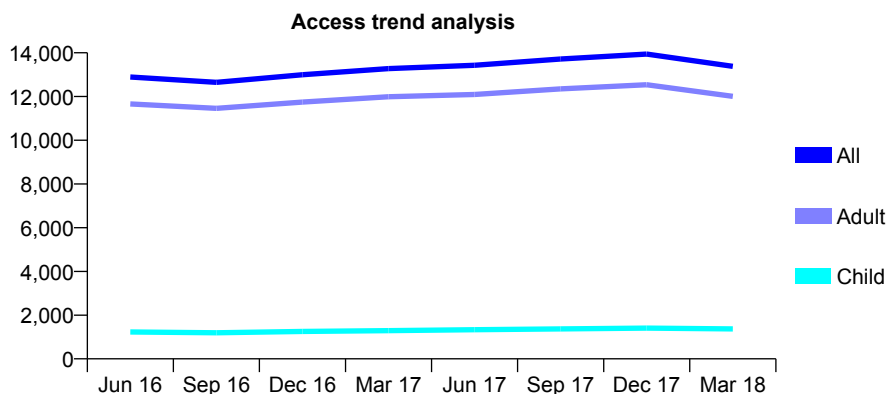
Q62 - Vital Signs At a Glance Contract Report for 199303/0001 - March 2018

Name or company name	Mrs R Szasz & Miss E Szasz
Contract type name	GDS Contract
Purpose of contract	General
Contract start date	01/07/2012
Contract end date	

17/18 Contracted general activity (UDA)	32,422
Carry forward general activity (UDA)	-605
17/18 Contracted orthodontic activity (UOA)	0
Carry forward orthodontic activity (UOA)	0
Baseline contract value	£1,144,873.33

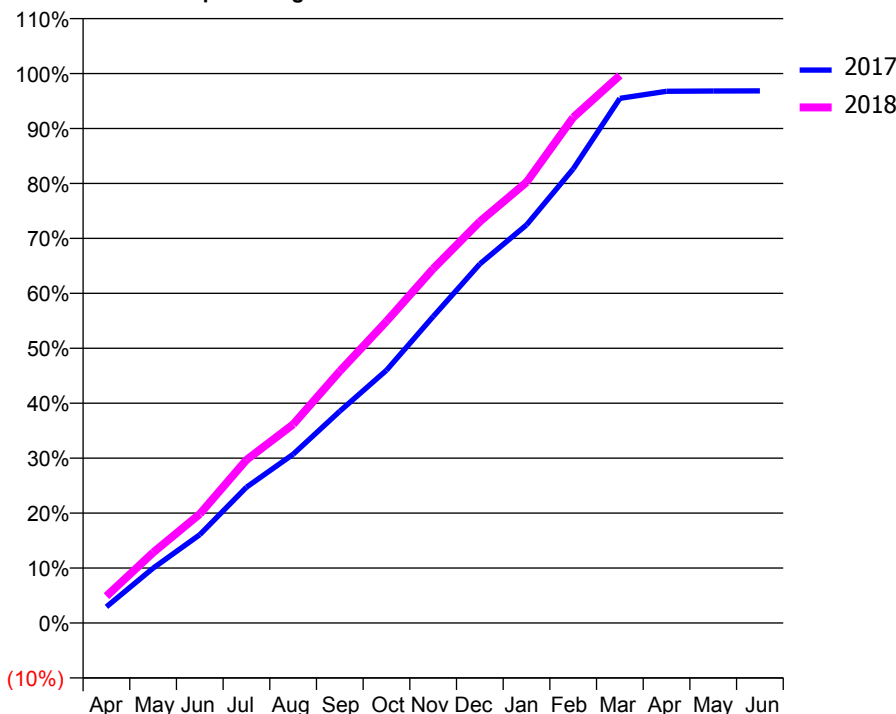
ACCESS*

Patients seen in 24 months	Total	Change since previous quarter
Quarter ending March 2017	13,280	
Quarter ending June 2017	13,430	→
Quarter ending September 2017	13,719	↑
Quarter ending December 2017	13,944	→
Quarter ending March 2018	13,378	↓
Variance since March 2017	0.7%	→



ACTIVITY

Cumulative percentage of contracted UDA delivered 2017 & 2018



Month	Adjusted Scheduled Activity (UDA)	
	2017	2018
April	956	1,589
May	3,239	4,158
June	5,215	6,428
July	8,012	9,629
August	9,953	11,718
September	12,500	14,860
October	14,914	17,798
November	18,088	20,900
December	21,183	23,685
January	23,489	26,010
February	26,794	29,828
March	30,953	32,305
April	31,372	
May	31,389	
June	31,395	

QUALITY

	Quantity	Base Number	Contract	AT	Region	England
% of FP17s for the same patient ID Re-attending within 3 months - Children	88	1,374	6.4%	10.0%	11.5%	11.9%
% of FP17s for the same patient ID Re-attending within 3 months - Adults	2,009	12,203	16.5%	15.8%	16.8%	16.0%
% of FP17s for the same patient ID Re-attending between 3 & 9 months - Children	343	1,374	25.0%	47.3%	47.7%	58.3%
% of FP17s for the same patient ID Re-attending between 3 & 9 months - Adults	2,676	12,203	21.9%	37.5%	38.2%	50.3%
% of FP17s for Band 1 Urgent Courses	2,618	12,537	20.9%	10.9%	10.6%	9.1%
% of FP17s Relating to Free Repair or Replacements	172	12,537	1.4%	0.5%	0.6%	0.8%
% of FP17s Relating to Continuations	110	12,537	0.9%	0.6%	0.8%	1.0%
% of Patients satisfied with the dentistry they have received	9	11	81.8%	87.9%	89.3%	91.5%
% of Patients satisfied with the time they had to wait for an appointment	10	11	90.9%	83.3%	84.4%	87.9%

* This is based on patients treated on this contract for their most recent course of treatment. Figures in italics indicate the base number of FP17s or Patient Questionnaire responses are less than 100. N/A is shown where the base number of responses is less than 10 during the period. % is calculated as Quantity/Base number*100

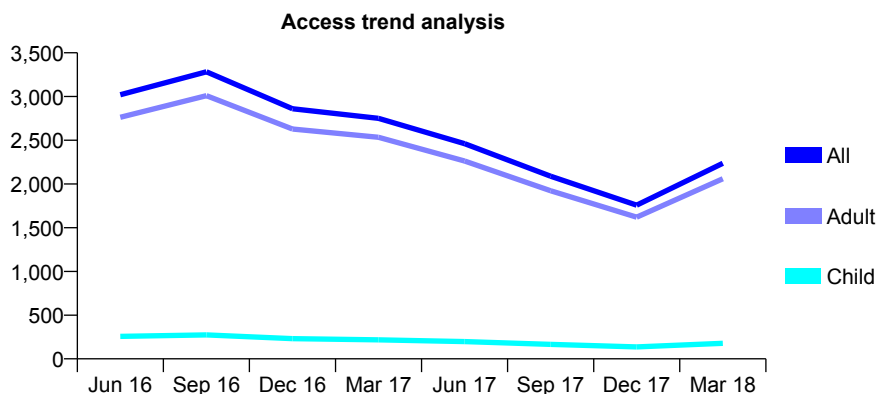
Q62 - Vital Signs At a Glance Contract Report for 199303/0003 - March 2018

Name or company name	Mrs R Szasz & Miss E Szasz
Contract type name	PDS Plus Contract
Purpose of contract	General
Contract start date	01/05/2013
Contract end date	31/03/2018

17/18 Contracted general activity (UDA)	7,500
Carry forward general activity (UDA)	307
17/18 Contracted orthodontic activity (UOA)	0
Carry forward orthodontic activity (UOA)	0
Baseline contract value	£159,913.60

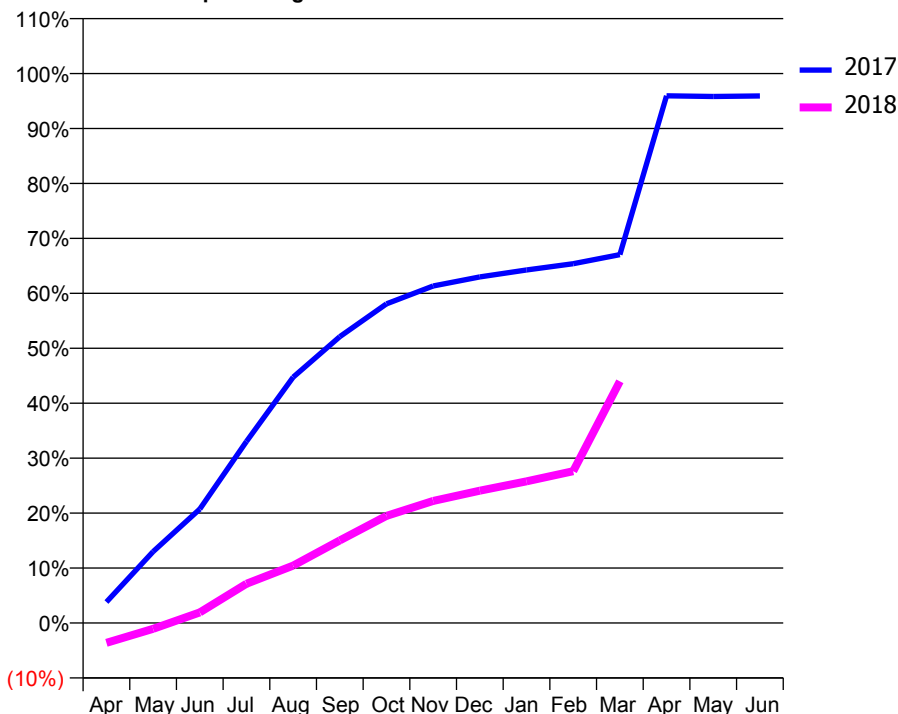
ACCESS*

Patients seen in 24 months	Total	Change since previous quarter
Quarter ending March 2017	2,751	
Quarter ending June 2017	2,461	↓
Quarter ending September 2017	2,088	↓
Quarter ending December 2017	1,757	↓
Quarter ending March 2018	2,236	↑
Variance since March 2017	(18.7%)	↓



ACTIVITY

Cumulative percentage of contracted UDA delivered 2017 & 2018



Month	Adjusted Scheduled Activity (UDA)	
	2017	2018
April	286	-271
May	975	-80
June	1,556	144
July	2,478	536
August	3,355	784
September	3,908	1,127
October	4,356	1,463
November	4,601	1,666
December	4,723	1,806
January	4,818	1,934
February	4,905	2,072
March	5,028	3,299
April	7,195	
May	7,187	
June	7,193	

QUALITY

	Quantity	Base Number	Contract	AT	Region	England
% of FP17s for the same patient ID Re-attending within 3 months - Children	2	140	1.4%	10.0%	11.5%	11.9%
% of FP17s for the same patient ID Re-attending within 3 months - Adults	69	1,591	4.3%	15.8%	16.8%	16.0%
% of FP17s for the same patient ID Re-attending between 3 & 9 months - Children	2	140	1.4%	47.3%	47.7%	58.3%
% of FP17s for the same patient ID Re-attending between 3 & 9 months - Adults	67	1,591	4.2%	37.5%	38.2%	50.3%
% of FP17s for Band 1 Urgent Courses	380	1,156	32.9%	10.9%	10.6%	9.1%
% of FP17s Relating to Free Repair or Replacements	10	1,156	0.9%	0.5%	0.6%	0.8%
% of FP17s Relating to Continuations	18	1,156	1.6%	0.6%	0.8%	1.0%
% of Patients satisfied with the dentistry they have received	3	3	N/A	87.9%	89.3%	91.5%
% of Patients satisfied with the time they had to wait for an appointment	2	3	N/A	83.3%	84.4%	87.9%

* This is based on patients treated on this contract for their most recent course of treatment. Figures in italics indicate the base number of FP17s or Patient Questionnaire responses are less than 100. N/A is shown where the base number of responses is less than 10 during the period. % is calculated as Quantity/Base number*100

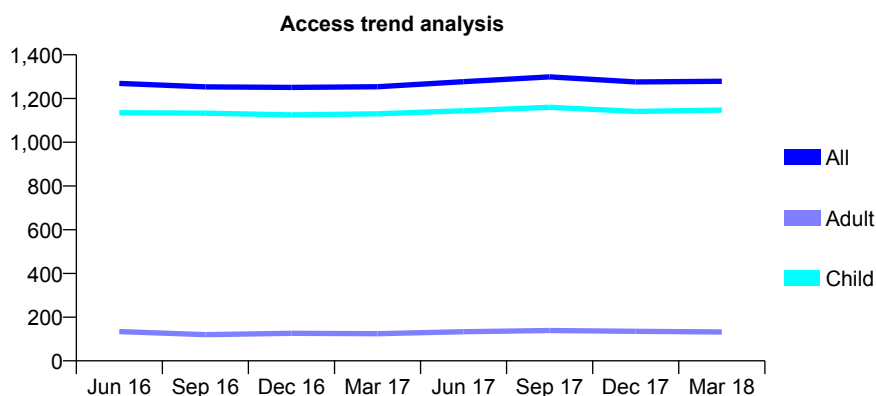
Q62 - Vital Signs At a Glance Contract Report for 199680/0001 - March 2018

Name or company name	KINGSEND DENTAL HEALTH CENTRE
Contract type name	GDS Contract
Purpose of contract	General
Contract start date	13/02/2008
Contract end date	

17/18 Contracted general activity (UDA)	2,800
Carry forward general activity (UDA)	-38
17/18 Contracted orthodontic activity (UOA)	0
Carry forward orthodontic activity (UOA)	0
Baseline contract value	£59,156.15

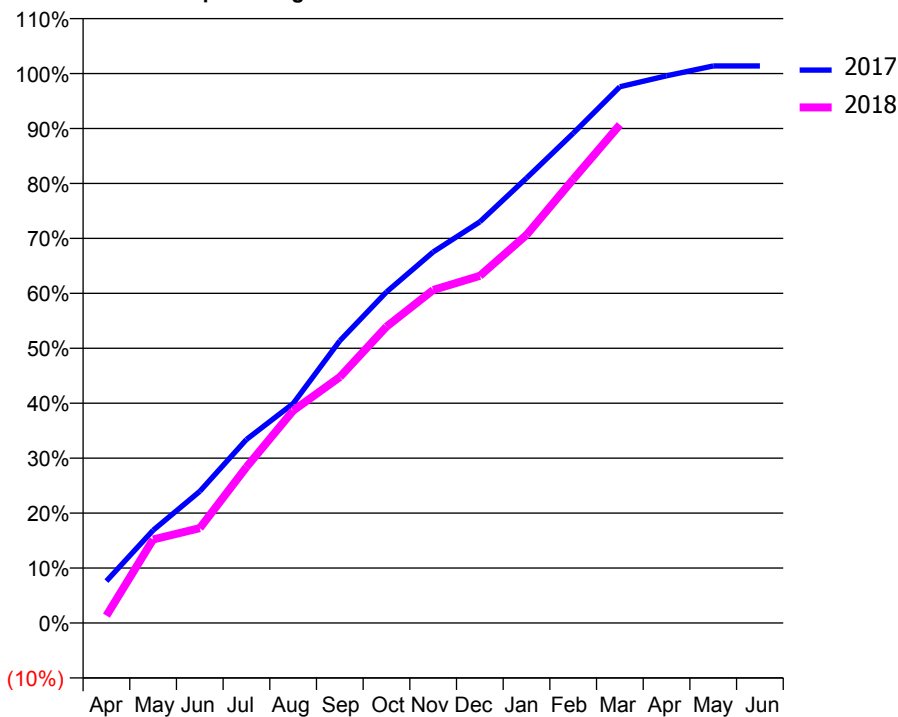
ACCESS*

Patients seen in 24 months	Total	Change since previous quarter
Quarter ending March 2017	1,254	
Quarter ending June 2017	1,277	→
Quarter ending September 2017	1,299	→
Quarter ending December 2017	1,276	↓
Quarter ending March 2018	1,279	→
Variance since March 2017	2.0%	→



ACTIVITY

Cumulative percentage of contracted UDA delivered 2017 & 2018



Month	Adjusted Scheduled Activity (UDA)	
	2017	2018
April	213	38
May	473	426
June	671	483
July	936	794
August	1,118	1,082
September	1,438	1,254
October	1,687	1,510
November	1,891	1,697
December	2,044	1,769
January	2,267	1,978
February	2,495	2,261
March	2,732	2,539
April	2,788	
May	2,838	
June	2,838	

QUALITY

	Quantity	Base Number	Contract	AT	Region	England
% of FP17s for the same patient ID Re-attending within 3 months - Children	128	1,624	7.9%	10.0%	11.5%	11.9%
% of FP17s for the same patient ID Re-attending within 3 months - Adults	1	56	1.8%	15.8%	16.8%	16.0%
% of FP17s for the same patient ID Re-attending between 3 & 9 months - Children	944	1,624	58.1%	47.3%	47.7%	58.3%
% of FP17s for the same patient ID Re-attending between 3 & 9 months - Adults	20	56	35.7%	37.5%	38.2%	50.3%
% of FP17s for Band 1 Urgent Courses	65	1,626	4.0%	10.9%	10.6%	9.1%
% of FP17s Relating to Free Repair or Replacements	0	1,626	0.0%	0.5%	0.6%	0.8%
% of FP17s Relating to Continuations	17	1,626	1.0%	0.6%	0.8%	1.0%
% of Patients satisfied with the dentistry they have received	2	2	N/A	87.9%	89.3%	91.5%
% of Patients satisfied with the time they had to wait for an appointment	2	2	N/A	83.3%	84.4%	87.9%

* This is based on patients treated on this contract for their most recent course of treatment. Figures in italics indicate the base number of FP17s or Patient Questionnaire responses are less than 100. N/A is shown where the base number of responses is less than 10 during the period. % is calculated as Quantity/Base number*100

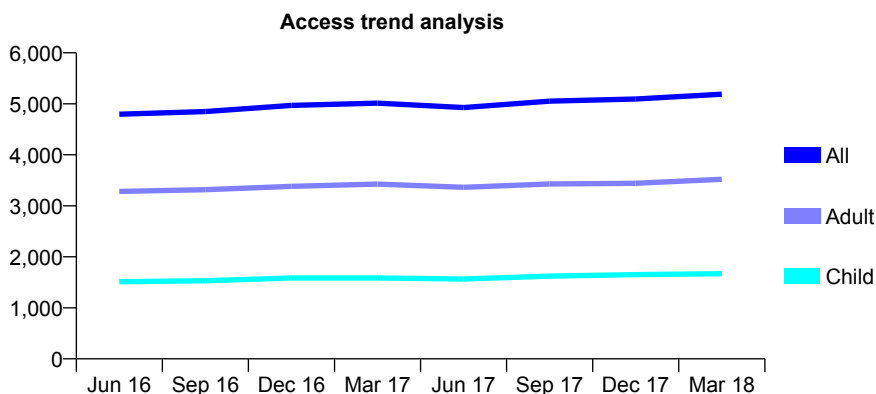
Q62 - Vital Signs At a Glance Contract Report for 202231/0002 - March 2018

Name or company name	VND Partnership
Contract type name	GDS Contract
Purpose of contract	General
Contract start date	01/05/2010
Contract end date	

17/18 Contracted general activity (UDA)	12,995
Carry forward general activity (UDA)	51
17/18 Contracted orthodontic activity (UOA)	0
Carry forward orthodontic activity (UOA)	0
Baseline contract value	£384,185.19

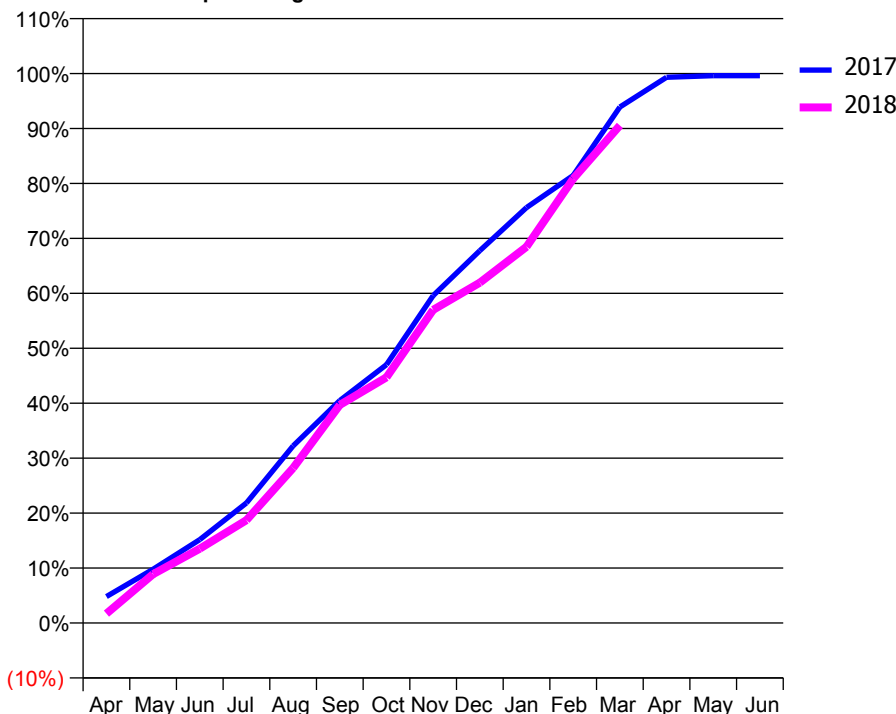
ACCESS*

Patients seen in 24 months	Total	Change since previous quarter
Quarter ending March 2017	5,013	
Quarter ending June 2017	4,928	↓
Quarter ending September 2017	5,053	↑
Quarter ending December 2017	5,095	→
Quarter ending March 2018	5,188	→
Variance since March 2017	3.5%	↑



ACTIVITY

Cumulative percentage of contracted UDA delivered 2017 & 2018



Month	Adjusted Scheduled Activity (UDA)	
	2017	2018
April	626	223
May	1,271	1,156
June	1,974	1,760
July	2,841	2,434
August	4,189	3,667
September	5,261	5,157
October	6,111	5,811
November	7,744	7,406
December	8,808	8,050
January	9,824	8,897
February	10,586	10,505
March	12,202	11,767
April	12,907	
May	12,944	
June	12,944	

QUALITY

	Quantity	Base Number	Contract	AT	Region	England
% of FP17s for the same patient ID Re-attending within 3 months - Children	158	1,970	8.0%	10.0%	11.5%	11.9%
% of FP17s for the same patient ID Re-attending within 3 months - Adults	499	3,514	14.2%	15.8%	16.8%	16.0%
% of FP17s for the same patient ID Re-attending between 3 & 9 months - Children	837	1,970	42.5%	47.3%	47.7%	58.3%
% of FP17s for the same patient ID Re-attending between 3 & 9 months - Adults	1,193	3,514	33.9%	37.5%	38.2%	50.3%
% of FP17s for Band 1 Urgent Courses	372	4,655	8.0%	10.9%	10.6%	9.1%
% of FP17s Relating to Free Repair or Replacements	9	4,655	0.2%	0.5%	0.6%	0.8%
% of FP17s Relating to Continuations	19	4,655	0.4%	0.6%	0.8%	1.0%
% of Patients satisfied with the dentistry they have received	5	6	N/A	87.9%	89.3%	91.5%
% of Patients satisfied with the time they had to wait for an appointment	6	6	N/A	83.3%	84.4%	87.9%

* This is based on patients treated on this contract for their most recent course of treatment. Figures in italics indicate the base number of FP17s or Patient Questionnaire responses are less than 100. N/A is shown where the base number of responses is less than 10 during the period. % is calculated as Quantity/Base number*100

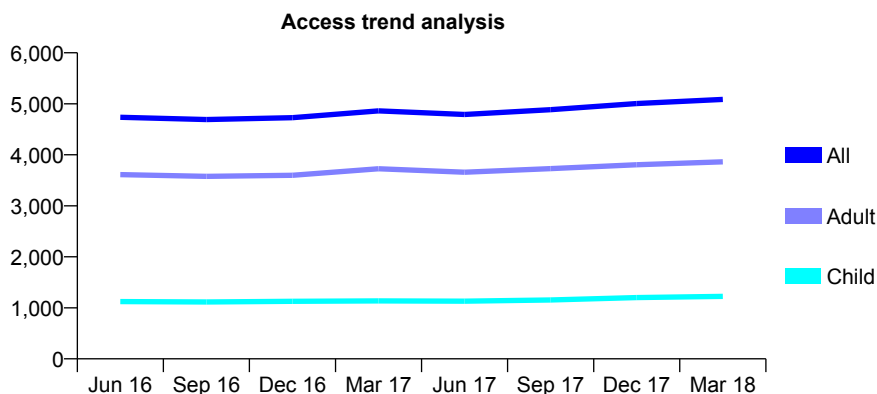
Q62 - Vital Signs At a Glance Contract Report for 203297/0001 - March 2018

Name or company name	MR SI HUTCHESON
Contract type name	GDS Contract
Purpose of contract	General
Contract start date	01/04/2006
Contract end date	

17/18 Contracted general activity (UDA)	14,714
Carry forward general activity (UDA)	-34
17/18 Contracted orthodontic activity (UOA)	0
Carry forward orthodontic activity (UOA)	0
Baseline contract value	£369,369.51

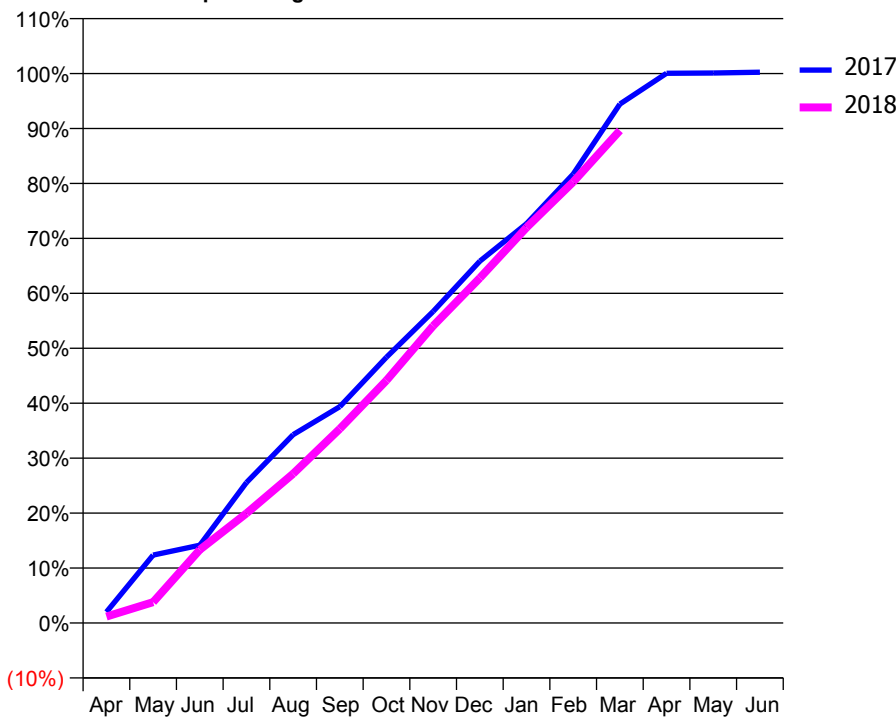
ACCESS*

Patients seen in 24 months	Total	Change since previous quarter
Quarter ending March 2017	4,862	
Quarter ending June 2017	4,790	↓
Quarter ending September 2017	4,884	→
Quarter ending December 2017	5,004	↑
Quarter ending March 2018	5,087	→
Variance since March 2017	4.6%	↑



ACTIVITY

Cumulative percentage of contracted UDA delivered 2017 & 2018



Month	Adjusted Scheduled Activity (UDA)	
	2017	2018
April	294	172
May	1,820	559
June	2,082	1,963
July	3,762	2,937
August	5,043	3,997
September	5,792	5,202
October	7,120	6,495
November	8,343	7,959
December	9,690	9,240
January	10,692	10,588
February	12,019	11,811
March	13,895	13,187
April	14,722	
May	14,726	
June	14,748	

QUALITY

	Quantity	Base Number	Contract	AT	Region	England
% of FP17s for the same patient ID Re-attending within 3 months - Children	92	1,438	6.4%	10.0%	11.5%	11.9%
% of FP17s for the same patient ID Re-attending within 3 months - Adults	641	4,020	15.9%	15.8%	16.8%	16.0%
% of FP17s for the same patient ID Re-attending between 3 & 9 months - Children	668	1,438	46.5%	47.3%	47.7%	58.3%
% of FP17s for the same patient ID Re-attending between 3 & 9 months - Adults	1,413	4,020	35.1%	37.5%	38.2%	50.3%
% of FP17s for Band 1 Urgent Courses	739	5,217	14.2%	10.9%	10.6%	9.1%
% of FP17s Relating to Free Repair or Replacements	54	5,217	1.0%	0.5%	0.6%	0.8%
% of FP17s Relating to Continuations	43	5,217	0.8%	0.6%	0.8%	1.0%
% of Patients satisfied with the dentistry they have received	3	3	N/A	87.9%	89.3%	91.5%
% of Patients satisfied with the time they had to wait for an appointment	3	3	N/A	83.3%	84.4%	87.9%

* This is based on patients treated on this contract for their most recent course of treatment. Figures in italics indicate the base number of FP17s or Patient Questionnaire responses are less than 100. N/A is shown where the base number of responses is less than 10 during the period. % is calculated as Quantity/Base number*100

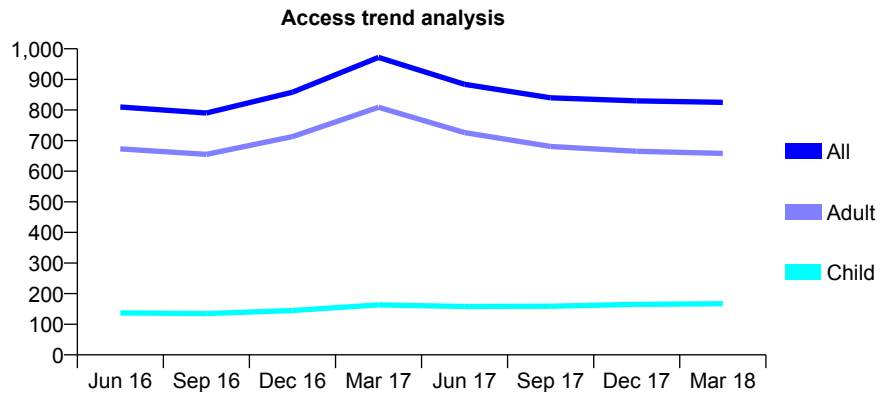
Q62 - Vital Signs At a Glance Contract Report for 204889/0002 - March 2018

Name or company name	MR GN RASHID
Contract type name	GDS Contract
Purpose of contract	General
Contract start date	02/11/2014
Contract end date	

17/18 Contracted general activity (UDA)	2,590
Carry forward general activity (UDA)	3
17/18 Contracted orthodontic activity (UOA)	0
Carry forward orthodontic activity (UOA)	0
Baseline contract value	£82,536.41

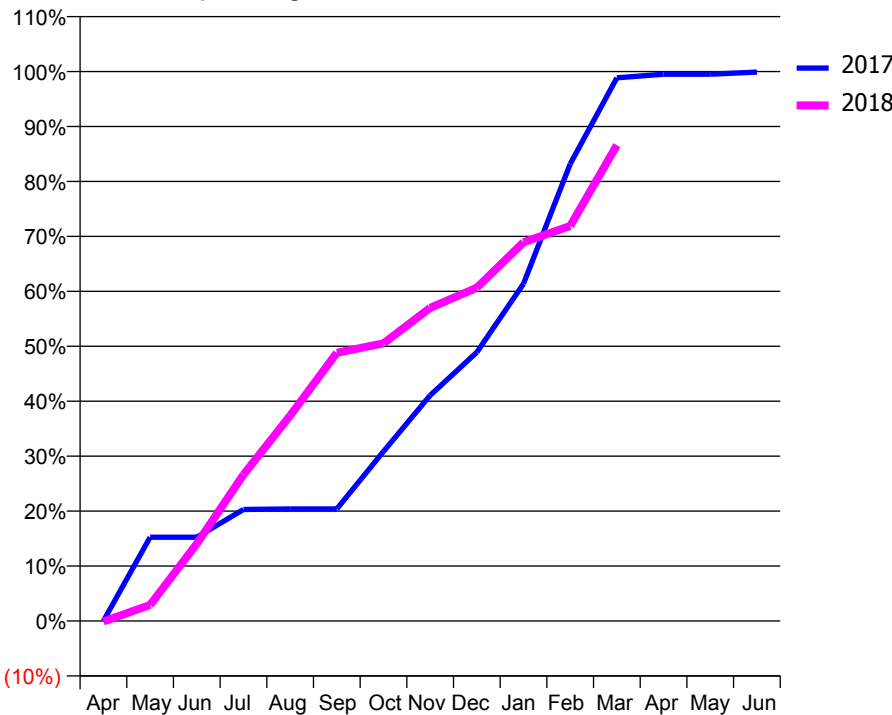
ACCESS*

Patients seen in 24 months	Total	Change since previous quarter
Quarter ending March 2017	972	
Quarter ending June 2017	884	↓
Quarter ending September 2017	840	↓
Quarter ending December 2017	830	↓
Quarter ending March 2018	825	→
Variance since March 2017	(15.1%)	↓



ACTIVITY

Cumulative percentage of contracted UDA delivered 2017 & 2018



Month	Adjusted Scheduled Activity (UDA)	
	2017	2018
April	0	-3
May	395	76
June	395	364
July	526	690
August	528	968
September	528	1,264
October	799	1,309
November	1,064	1,476
December	1,267	1,571
January	1,590	1,785
February	2,154	1,862
March	2,560	2,243
April	2,577	
May	2,577	
June	2,587	

QUALITY

	Quantity	Base Number	Contract	AT	Region	England
% of FP17s for the same patient ID Re-attending within 3 months - Children	9	154	5.8%	10.0%	11.5%	11.9%
% of FP17s for the same patient ID Re-attending within 3 months - Adults	35	531	6.6%	15.8%	16.8%	16.0%
% of FP17s for the same patient ID Re-attending between 3 & 9 months - Children	32	154	20.8%	47.3%	47.7%	58.3%
% of FP17s for the same patient ID Re-attending between 3 & 9 months - Adults	199	531	37.5%	37.5%	38.2%	50.3%
% of FP17s for Band 1 Urgent Courses	0	662	0.0%	10.9%	10.6%	9.1%
% of FP17s Relating to Free Repair or Replacements	0	662	0.0%	0.5%	0.6%	0.8%
% of FP17s Relating to Continuations	0	662	0.0%	0.6%	0.8%	1.0%
% of Patients satisfied with the dentistry they have received	1	1	N/A	87.9%	89.3%	91.5%
% of Patients satisfied with the time they had to wait for an appointment	1	1	N/A	83.3%	84.4%	87.9%

* This is based on patients treated on this contract for their most recent course of treatment. Figures in italics indicate the base number of FP17s or Patient Questionnaire responses are less than 100. N/A is shown where the base number of responses is less than 10 during the period. % is calculated as Quantity/Base number*100

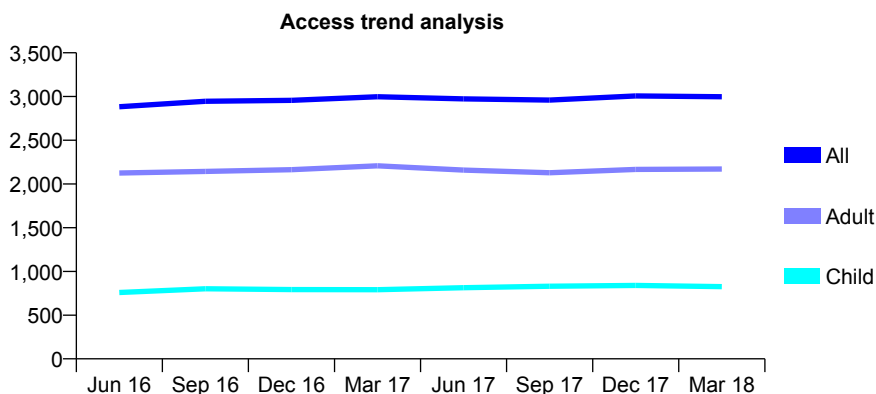
Q62 - Vital Signs At a Glance Contract Report for 208531/0004 - March 2018

Name or company name	MS MA SHEPHERD
Contract type name	GDS Contract
Purpose of contract	General
Contract start date	01/02/2010
Contract end date	

17/18 Contracted general activity (UDA)	7,015
Carry forward general activity (UDA)	-15
17/18 Contracted orthodontic activity (UOA)	0
Carry forward orthodontic activity (UOA)	0
Baseline contract value	£172,054.50

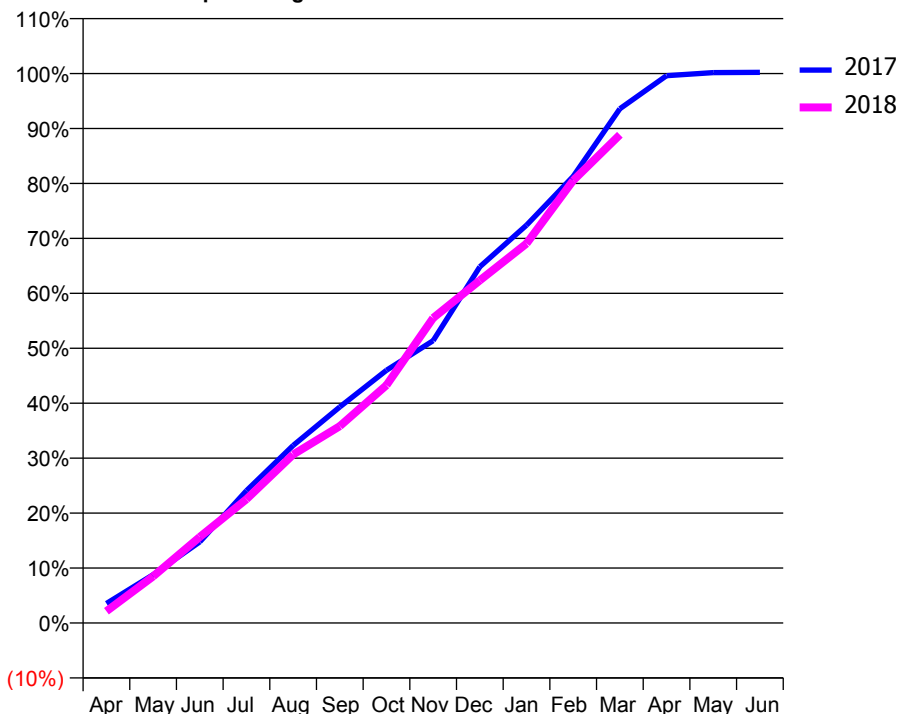
ACCESS*

Patients seen in 24 months	Total	Change since previous quarter
Quarter ending March 2017	2,998	
Quarter ending June 2017	2,973	→
Quarter ending September 2017	2,959	→
Quarter ending December 2017	3,007	→
Quarter ending March 2018	2,997	→
Variance since March 2017	(0.0%)	→



ACTIVITY

Cumulative percentage of contracted UDA delivered 2017 & 2018



Month	Adjusted Scheduled Activity (UDA)	
	2017	2018
April	249	151
May	617	595
June	1,035	1,099
July	1,690	1,581
August	2,267	2,151
September	2,758	2,514
October	3,227	3,037
November	3,605	3,893
December	4,547	4,374
January	5,079	4,844
February	5,702	5,650
March	6,565	6,233
April	6,987	
May	7,027	
June	7,030	

QUALITY

	Quantity	Base Number	Contract	AT	Region	England
% of FP17s for the same patient ID Re-attending within 3 months - Children	63	1,064	5.9%	10.0%	11.5%	11.9%
% of FP17s for the same patient ID Re-attending within 3 months - Adults	359	2,287	15.7%	15.8%	16.8%	16.0%
% of FP17s for the same patient ID Re-attending between 3 & 9 months - Children	533	1,064	50.1%	47.3%	47.7%	58.3%
% of FP17s for the same patient ID Re-attending between 3 & 9 months - Adults	745	2,287	32.6%	37.5%	38.2%	50.3%
% of FP17s for Band 1 Urgent Courses	543	3,149	17.2%	10.9%	10.6%	9.1%
% of FP17s Relating to Free Repair or Replacements	25	3,149	0.8%	0.5%	0.6%	0.8%
% of FP17s Relating to Continuations	26	3,149	0.8%	0.6%	0.8%	1.0%
% of Patients satisfied with the dentistry they have received	1	2	N/A	87.9%	89.3%	91.5%
% of Patients satisfied with the time they had to wait for an appointment	1	2	N/A	83.3%	84.4%	87.9%

* This is based on patients treated on this contract for their most recent course of treatment. Figures in italics indicate the base number of FP17s or Patient Questionnaire responses are less than 100. N/A is shown where the base number of responses is less than 10 during the period. % is calculated as Quantity/Base number*100

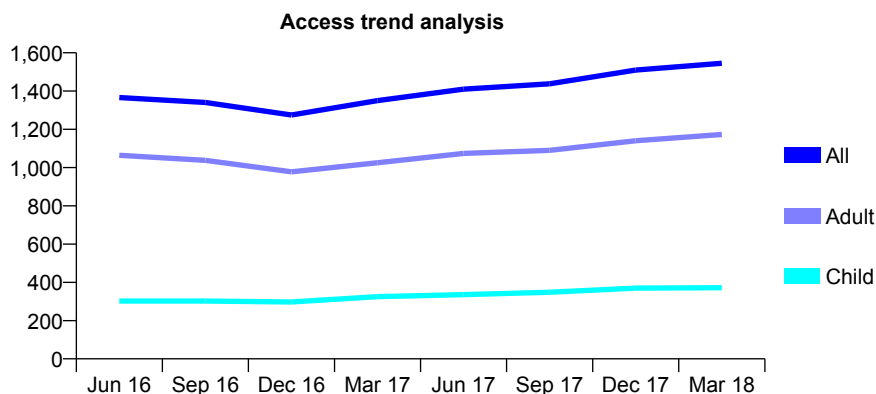
Q62 - Vital Signs At a Glance Contract Report for 213071/0001 - March 2018

Name or company name	MR JW O'DEA
Contract type name	GDS Contract
Purpose of contract	General
Contract start date	01/04/2006
Contract end date	

17/18 Contracted general activity (UDA)	3,854
Carry forward general activity (UDA)	-77
17/18 Contracted orthodontic activity (UOA)	0
Carry forward orthodontic activity (UOA)	0
Baseline contract value	£115,484.93

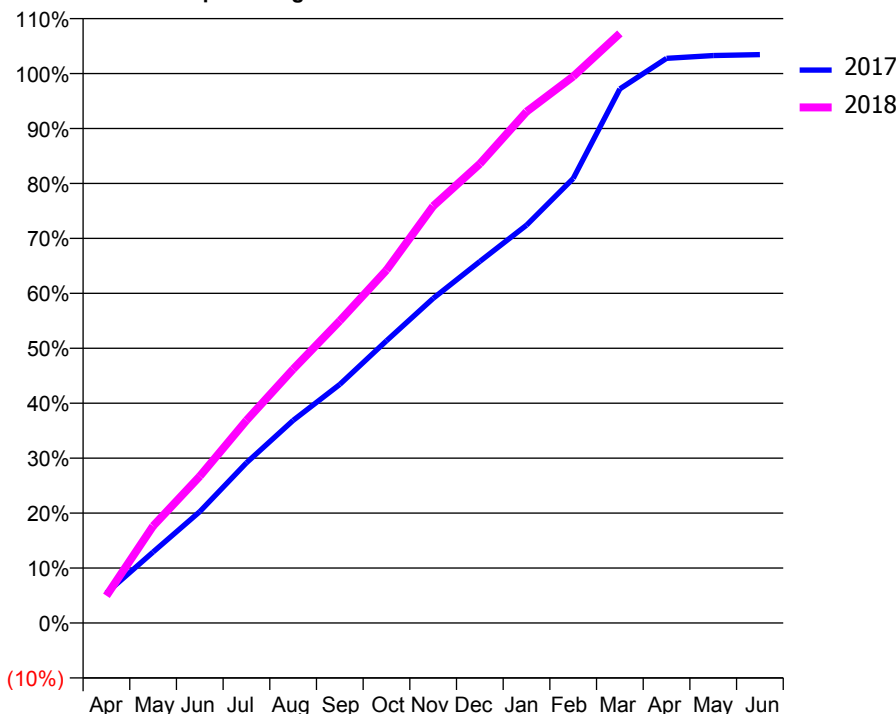
ACCESS*

Patients seen in 24 months	Total	Change since previous quarter
Quarter ending March 2017	1,350	
Quarter ending June 2017	1,410	↑
Quarter ending September 2017	1,438	→
Quarter ending December 2017	1,510	↑
Quarter ending March 2018	1,545	↑
Variance since March 2017	14.4%	↑



ACTIVITY

Cumulative percentage of contracted UDA delivered 2017 & 2018



Month	Adjusted Scheduled Activity (UDA)	
	2017	2018
April	211	191
May	498	680
June	782	1,030
July	1,123	1,421
August	1,421	1,780
September	1,673	2,120
October	1,980	2,475
November	2,277	2,924
December	2,536	3,221
January	2,791	3,586
February	3,118	3,833
March	3,747	4,135
April	3,961	
May	3,980	
June	3,987	

QUALITY

	Quantity	Base Number	Contract	AT	Region	England
% of FP17s for the same patient ID Re-attending within 3 months - Children	30	436	6.9%	10.0%	11.5%	11.9%
% of FP17s for the same patient ID Re-attending within 3 months - Adults	204	1,383	14.8%	15.8%	16.8%	16.0%
% of FP17s for the same patient ID Re-attending between 3 & 9 months - Children	211	436	48.4%	47.3%	47.7%	58.3%
% of FP17s for the same patient ID Re-attending between 3 & 9 months - Adults	508	1,383	36.7%	37.5%	38.2%	50.3%
% of FP17s for Band 1 Urgent Courses	174	1,716	10.1%	10.9%	10.6%	9.1%
% of FP17s Relating to Free Repair or Replacements	0	1,716	0.0%	0.5%	0.6%	0.8%
% of FP17s Relating to Continuations	4	1,716	0.2%	0.6%	0.8%	1.0%
% of Patients satisfied with the dentistry they have received	0	1	N/A	87.9%	89.3%	91.5%
% of Patients satisfied with the time they had to wait for an appointment	1	1	N/A	83.3%	84.4%	87.9%

* This is based on patients treated on this contract for their most recent course of treatment. Figures in italics indicate the base number of FP17s or Patient Questionnaire responses are less than 100. N/A is shown where the base number of responses is less than 10 during the period. % is calculated as Quantity/Base number*100

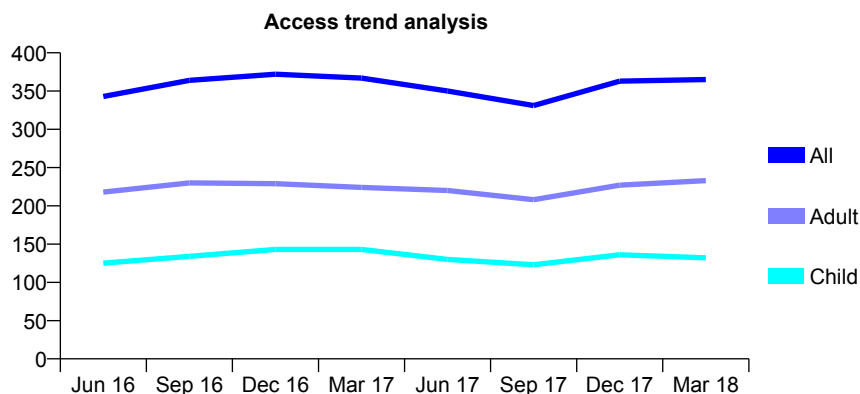
Q62 - Vital Signs At a Glance Contract Report for 213365/0001 - March 2018

Name or company name	Dr S Singh & Dr R Leow
Contract type name	GDS Contract
Purpose of contract	General
Contract start date	01/04/2006
Contract end date	

17/18 Contracted general activity (UDA)	1,800
Carry forward general activity (UDA)	-36
17/18 Contracted orthodontic activity (UOA)	0
Carry forward orthodontic activity (UOA)	0
Baseline contract value	£53,058.41

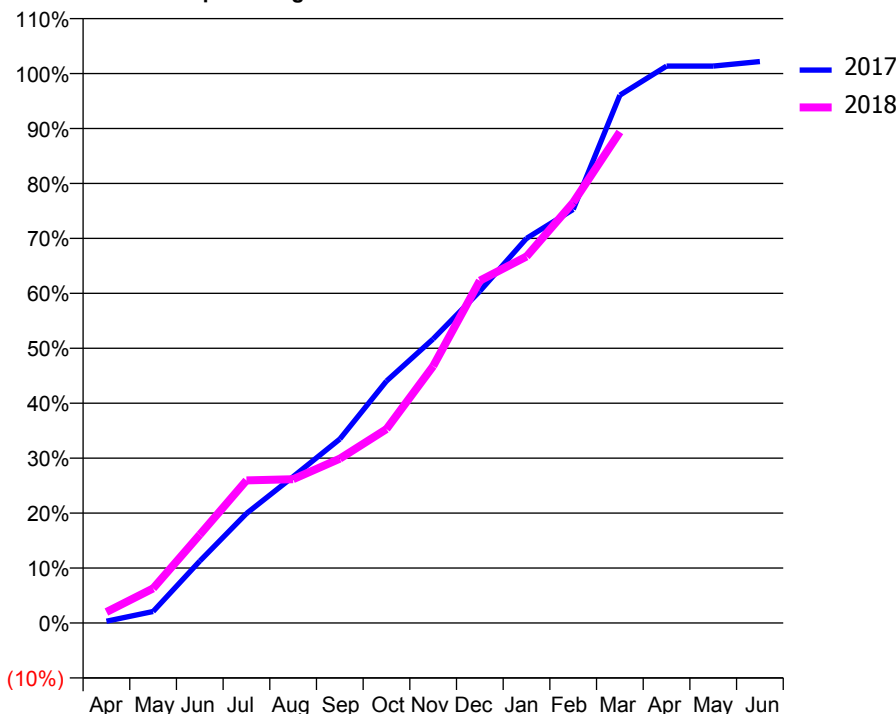
ACCESS*

Patients seen in 24 months	Total	Change since previous quarter
Quarter ending March 2017	367	
Quarter ending June 2017	350	↓
Quarter ending September 2017	331	↓
Quarter ending December 2017	363	↑
Quarter ending March 2018	365	→
Variance since March 2017	(0.5%)	→



ACTIVITY

Cumulative percentage of contracted UDA delivered 2017 & 2018



Month	Adjusted Scheduled Activity (UDA)	
	2017	2018
April	6	36
May	38	113
June	203	289
July	359	467
August	479	471
September	602	538
October	793	635
November	931	841
December	1,087	1,121
January	1,260	1,200
February	1,355	1,377
March	1,729	1,609
April	1,824	
May	1,824	
June	1,839	

QUALITY

	Quantity	Base Number	Contract	AT	Region	England
% of FP17s for the same patient ID Re-attending within 3 months - Children	7	111	6.3%	10.0%	11.5%	11.9%
% of FP17s for the same patient ID Re-attending within 3 months - Adults	26	181	14.4%	15.8%	16.8%	16.0%
% of FP17s for the same patient ID Re-attending between 3 & 9 months - Children	22	111	19.8%	47.3%	47.7%	58.3%
% of FP17s for the same patient ID Re-attending between 3 & 9 months - Adults	43	181	23.8%	37.5%	38.2%	50.3%
% of FP17s for Band 1 Urgent Courses	1	271	0.4%	10.9%	10.6%	9.1%
% of FP17s Relating to Free Repair or Replacements	0	271	0.0%	0.5%	0.6%	0.8%
% of FP17s Relating to Continuations	8	271	3.0%	0.6%	0.8%	1.0%
% of Patients satisfied with the dentistry they have received	0	0	N/A	87.9%	89.3%	91.5%
% of Patients satisfied with the time they had to wait for an appointment	0	0	N/A	83.3%	84.4%	87.9%

* This is based on patients treated on this contract for their most recent course of treatment. Figures in italics indicate the base number of FP17s or Patient Questionnaire responses are less than 100. N/A is shown where the base number of responses is less than 10 during the period. % is calculated as Quantity/Base number*100

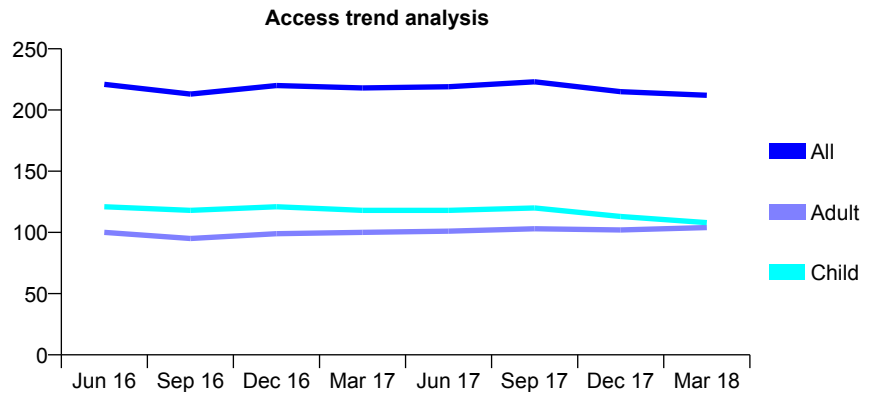
Q62 - Vital Signs At a Glance Contract Report for 214035/0001 - March 2018

Name or company name	MR KJ ALLEN
Contract type name	GDS Contract
Purpose of contract	General
Contract start date	01/04/2006
Contract end date	

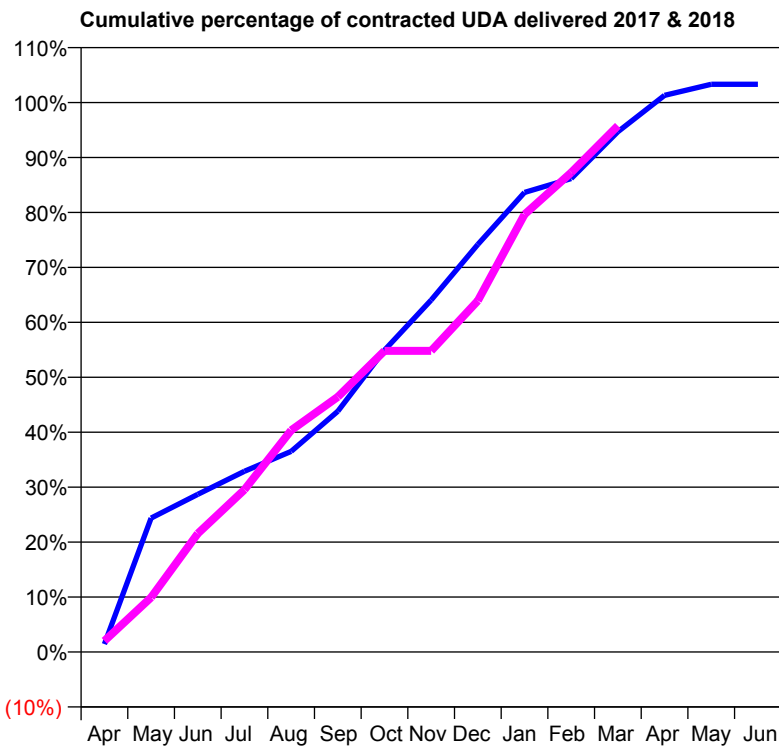
17/18 Contracted general activity (UDA)	694
Carry forward general activity (UDA)	-14
17/18 Contracted orthodontic activity (UOA)	0
Carry forward orthodontic activity (UOA)	0
Baseline contract value	£14,920.11

ACCESS*

Patients seen in 24 months	Total	Change since previous quarter
Quarter ending March 2017	218	
Quarter ending June 2017	219	→
Quarter ending September 2017	223	→
Quarter ending December 2017	215	↓
Quarter ending March 2018	212	↓
Variance since March 2017	(2.8%)	↓



ACTIVITY



Month	Adjusted Scheduled Activity (UDA)	
	2017	2018
April	10	14
May	169	69
June	199	150
July	228	205
August	253	280
September	304	322
October	381	380
November	445	380
December	515	444
January	580	553
February	598	606
March	657	665
April	703	
May	717	
June	717	

QUALITY

	Quantity	Base Number	Contract	AT	Region	England
% of FP17s for the same patient ID Re-attending within 3 months - Children	5	137	3.6%	10.0%	11.5%	11.9%
% of FP17s for the same patient ID Re-attending within 3 months - Adults	21	122	17.2%	15.8%	16.8%	16.0%
% of FP17s for the same patient ID Re-attending between 3 & 9 months - Children	71	137	51.8%	47.3%	47.7%	58.3%
% of FP17s for the same patient ID Re-attending between 3 & 9 months - Adults	61	122	50.0%	37.5%	38.2%	50.3%
% of FP17s for Band 1 Urgent Courses	8	237	3.4%	10.9%	10.6%	9.1%
% of FP17s Relating to Free Repair or Replacements	0	237	0.0%	0.5%	0.6%	0.8%
% of FP17s Relating to Continuations	0	237	0.0%	0.6%	0.8%	1.0%
% of Patients satisfied with the dentistry they have received	1	1	N/A	87.9%	89.3%	91.5%
% of Patients satisfied with the time they had to wait for an appointment	1	1	N/A	83.3%	84.4%	87.9%

* This is based on patients treated on this contract for their most recent course of treatment. Figures in italics indicate the base number of FP17s or Patient Questionnaire responses are less than 100. N/A is shown where the base number of responses is less than 10 during the period. % is calculated as Quantity/Base number*100

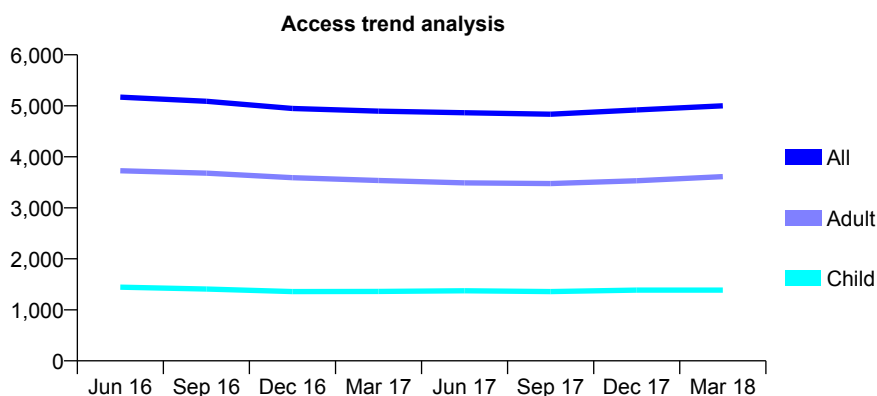
Q62 - Vital Signs At a Glance Contract Report for 215791/0001 - March 2018

Name or company name	MR JJ KING
Contract type name	GDS Contract
Purpose of contract	General
Contract start date	01/04/2006
Contract end date	

17/18 Contracted general activity (UDA)	14,636
Carry forward general activity (UDA)	-245
17/18 Contracted orthodontic activity (UOA)	0
Carry forward orthodontic activity (UOA)	0
Baseline contract value	£401,608.66

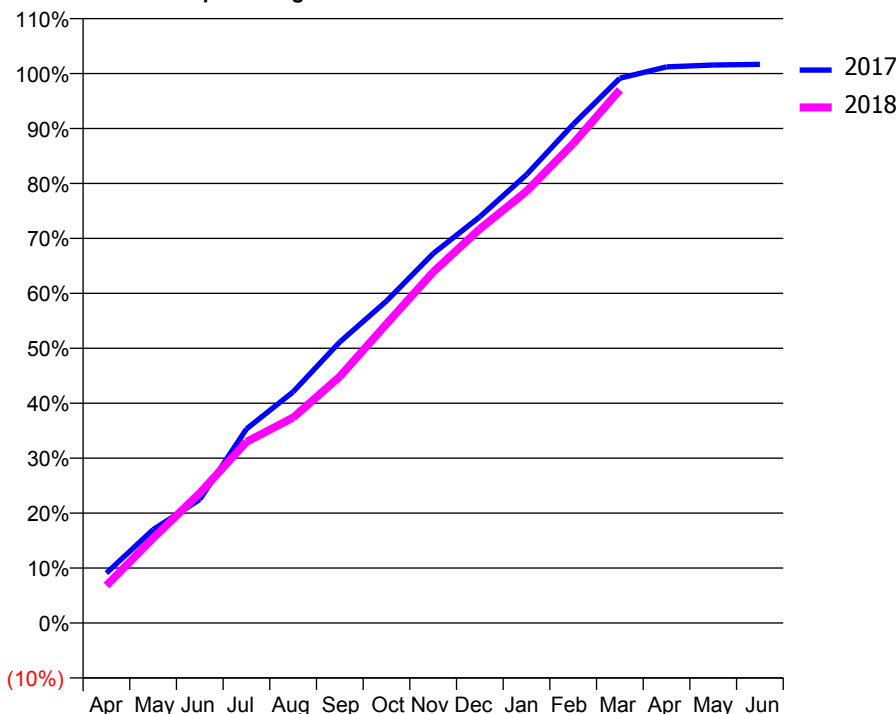
ACCESS*

Patients seen in 24 months	Total	Change since previous quarter
Quarter ending March 2017	4,896	
Quarter ending June 2017	4,863	→
Quarter ending September 2017	4,834	→
Quarter ending December 2017	4,919	→
Quarter ending March 2018	5,000	→
Variance since March 2017	2.1%	↑



ACTIVITY

Cumulative percentage of contracted UDA delivered 2017 & 2018



Month	Adjusted Scheduled Activity (UDA)	
	2017	2018
April	1,329	1,001
May	2,487	2,262
June	3,289	3,461
July	5,168	4,825
August	6,156	5,472
September	7,485	6,564
October	8,577	7,964
November	9,839	9,351
December	10,820	10,498
January	11,943	11,498
February	13,281	12,771
March	14,509	14,200
April	14,814	
May	14,863	
June	14,881	

QUALITY

	Quantity	Base Number	Contract	AT	Region	England
% of FP17s for the same patient ID Re-attending within 3 months - Children	92	1,487	6.2%	10.0%	11.5%	11.9%
% of FP17s for the same patient ID Re-attending within 3 months - Adults	593	4,027	14.7%	15.8%	16.8%	16.0%
% of FP17s for the same patient ID Re-attending between 3 & 9 months - Children	605	1,487	40.7%	47.3%	47.7%	58.3%
% of FP17s for the same patient ID Re-attending between 3 & 9 months - Adults	1,575	4,027	39.1%	37.5%	38.2%	50.3%
% of FP17s for Band 1 Urgent Courses	408	5,368	7.6%	10.9%	10.6%	9.1%
% of FP17s Relating to Free Repair or Replacements	157	5,368	2.9%	0.5%	0.6%	0.8%
% of FP17s Relating to Continuations	58	5,368	1.1%	0.6%	0.8%	1.0%
% of Patients satisfied with the dentistry they have received	9	9	N/A	87.9%	89.3%	91.5%
% of Patients satisfied with the time they had to wait for an appointment	9	9	N/A	83.3%	84.4%	87.9%

* This is based on patients treated on this contract for their most recent course of treatment. Figures in italics indicate the base number of FP17s or Patient Questionnaire responses are less than 100. N/A is shown where the base number of responses is less than 10 during the period. % is calculated as Quantity/Base number*100

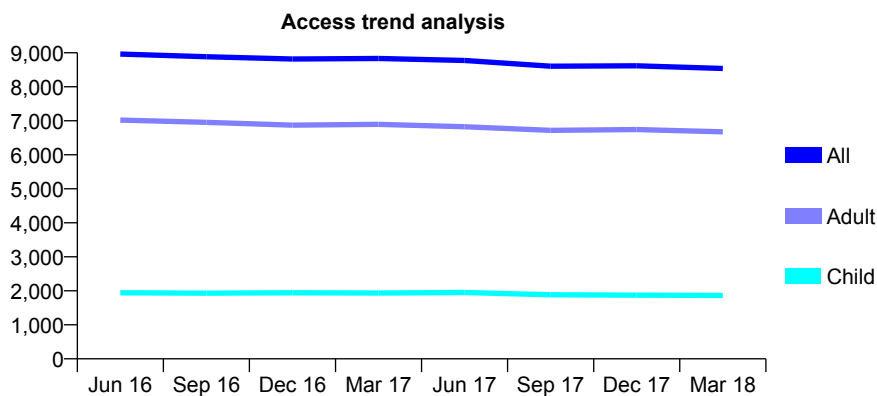
Q62 - Vital Signs At a Glance Contract Report for 222496/0001 - March 2018

Name or company name	MR RA RAEURN
Contract type name	GDS Contract
Purpose of contract	General
Contract start date	01/04/2006
Contract end date	

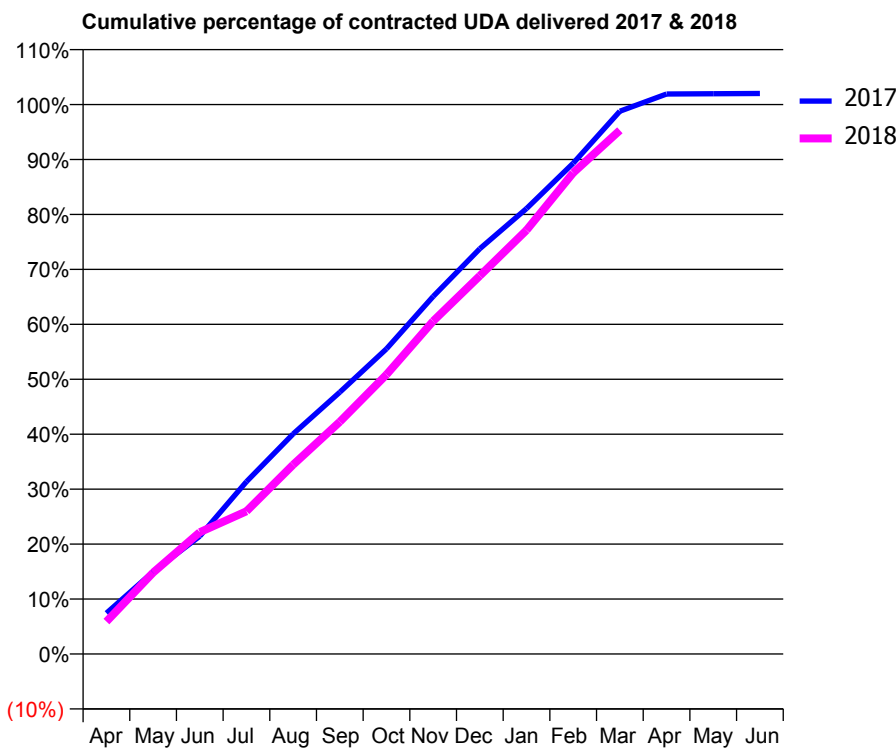
17/18 Contracted general activity (UDA)	25,353
Carry forward general activity (UDA)	-507
17/18 Contracted orthodontic activity (UOA)	0
Carry forward orthodontic activity (UOA)	0
Baseline contract value	£625,589.46

ACCESS*

Patients seen in 24 months	Total	Change since previous quarter
Quarter ending March 2017	8,833	
Quarter ending June 2017	8,776	→
Quarter ending September 2017	8,605	↓
Quarter ending December 2017	8,617	→
Quarter ending March 2018	8,540	→
Variance since March 2017	(3.3%)	↓



ACTIVITY



Month	Adjusted Scheduled Activity (UDA)	
	2017	2018
April	1,889	1,498
May	3,794	3,758
June	5,433	5,620
July	7,953	6,586
August	10,152	8,730
September	12,082	10,714
October	14,077	12,892
November	16,497	15,358
December	18,703	17,451
January	20,550	19,558
February	22,643	22,199
March	25,045	24,165
April	25,839	
May	25,851	
June	25,862	

QUALITY

	Quantity	Base Number	Contract	AT	Region	England
% of FP17s for the same patient ID Re-attending within 3 months - Children	221	2,527	8.7%	10.0%	11.5%	11.9%
% of FP17s for the same patient ID Re-attending within 3 months - Adults	1,606	9,148	17.6%	15.8%	16.8%	16.0%
% of FP17s for the same patient ID Re-attending between 3 & 9 months - Children	1,461	2,527	57.8%	47.3%	47.7%	58.3%
% of FP17s for the same patient ID Re-attending between 3 & 9 months - Adults	4,755	9,148	52.0%	37.5%	38.2%	50.3%
% of FP17s for Band 1 Urgent Courses	1,672	11,274	14.8%	10.9%	10.6%	9.1%
% of FP17s Relating to Free Repair or Replacements	172	11,274	1.5%	0.5%	0.6%	0.8%
% of FP17s Relating to Continuations	12	11,274	0.1%	0.6%	0.8%	1.0%
% of Patients satisfied with the dentistry they have received	11	11	100.0%	87.9%	89.3%	91.5%
% of Patients satisfied with the time they had to wait for an appointment	10	11	90.9%	83.3%	84.4%	87.9%

* This is based on patients treated on this contract for their most recent course of treatment. Figures in italics indicate the base number of FP17s or Patient Questionnaire responses are less than 100. N/A is shown where the base number of responses is less than 10 during the period. % is calculated as Quantity/Base number*100

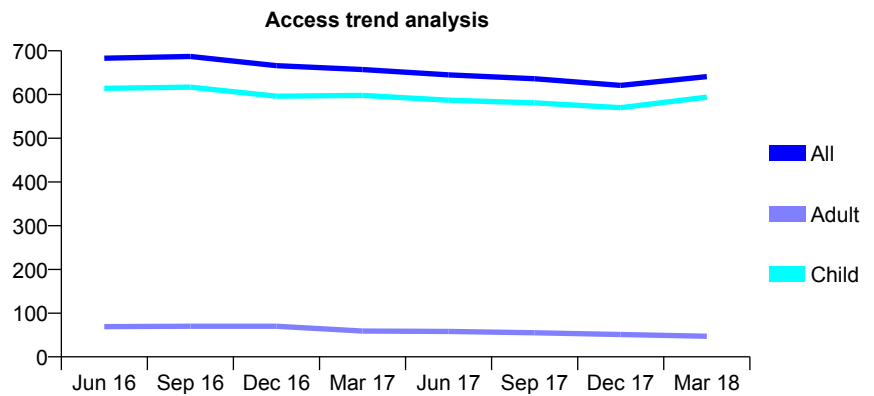
Q62 - Vital Signs At a Glance Contract Report for 224111/0001 - March 2018

Name or company name	MR MR PAREKH
Contract type name	GDS Contract
Purpose of contract	General
Contract start date	01/04/2006
Contract end date	

17/18 Contracted general activity (UDA)	1,003
Carry forward general activity (UDA)	1
17/18 Contracted orthodontic activity (UOA)	0
Carry forward orthodontic activity (UOA)	0
Baseline contract value	£28,493.73

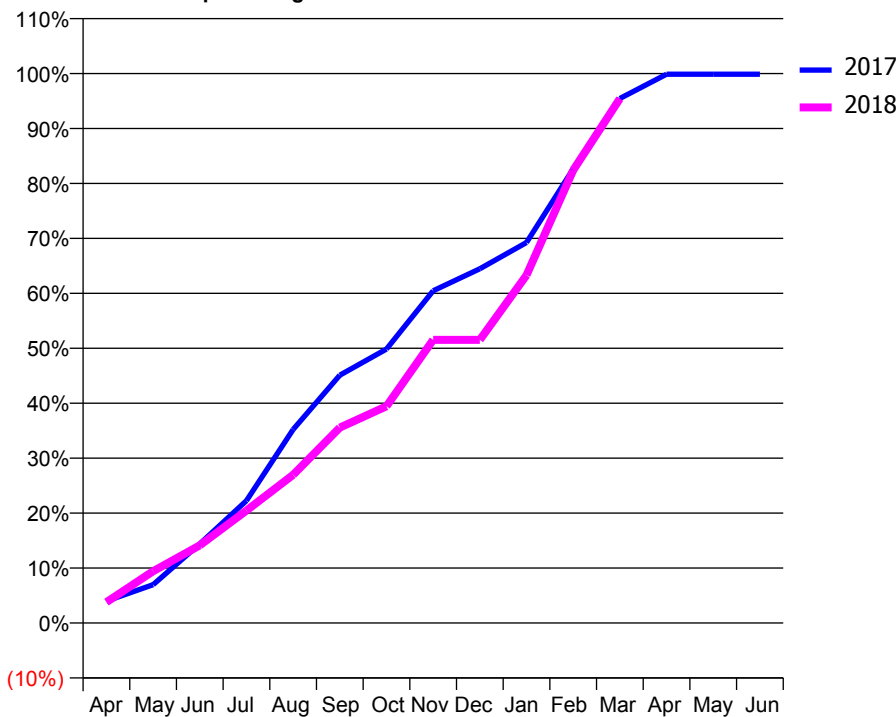
ACCESS*

Patients seen in 24 months	Total	Change since previous quarter
Quarter ending March 2017	657	
Quarter ending June 2017	645	↓
Quarter ending September 2017	636	↓
Quarter ending December 2017	621	↓
Quarter ending March 2018	641	↑
Variance since March 2017	(2.4%)	↓



ACTIVITY

Cumulative percentage of contracted UDA delivered 2017 & 2018



Month	Adjusted Scheduled Activity (UDA)	
	2017	2018
April	40	38
May	70	95
June	144	142
July	223	205
August	353	271
September	452	357
October	500	396
November	606	517
December	647	517
January	695	635
February	829	826
March	957	957
April	1,002	
May	1,002	
June	1,002	

QUALITY

	Quantity	Base Number	Contract	AT	Region	England
% of FP17s for the same patient ID Re-attending within 3 months - Children	26	883	2.9%	10.0%	11.5%	11.9%
% of FP17s for the same patient ID Re-attending within 3 months - Adults	0	3	0.0%	15.8%	16.8%	16.0%
% of FP17s for the same patient ID Re-attending between 3 & 9 months - Children	515	883	58.3%	47.3%	47.7%	58.3%
% of FP17s for the same patient ID Re-attending between 3 & 9 months - Adults	1	3	33.3%	37.5%	38.2%	50.3%
% of FP17s for Band 1 Urgent Courses	16	852	1.9%	10.9%	10.6%	9.1%
% of FP17s Relating to Free Repair or Replacements	0	852	0.0%	0.5%	0.6%	0.8%
% of FP17s Relating to Continuations	1	852	0.1%	0.6%	0.8%	1.0%
% of Patients satisfied with the dentistry they have received	1	1	N/A	87.9%	89.3%	91.5%
% of Patients satisfied with the time they had to wait for an appointment	1	1	N/A	83.3%	84.4%	87.9%

* This is based on patients treated on this contract for their most recent course of treatment. Figures in italics indicate the base number of FP17s or Patient Questionnaire responses are less than 100. N/A is shown where the base number of responses is less than 10 during the period. % is calculated as Quantity/Base number*100

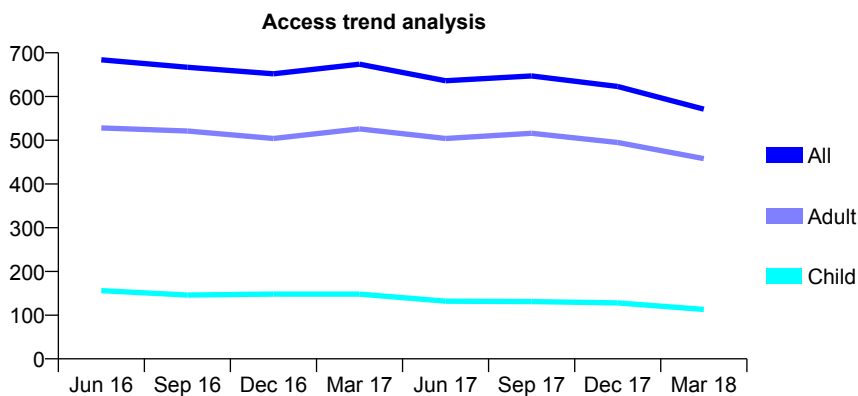
Q62 - Vital Signs At a Glance Contract Report for 224790/0002 - March 2018

Name or company name	Queensway Dental Practice
Contract type name	GDS Contract
Purpose of contract	General
Contract start date	01/12/2013
Contract end date	

17/18 Contracted general activity (UDA)	2,396
Carry forward general activity (UDA)	-6
17/18 Contracted orthodontic activity (UOA)	0
Carry forward orthodontic activity (UOA)	0
Baseline contract value	£69,461.38

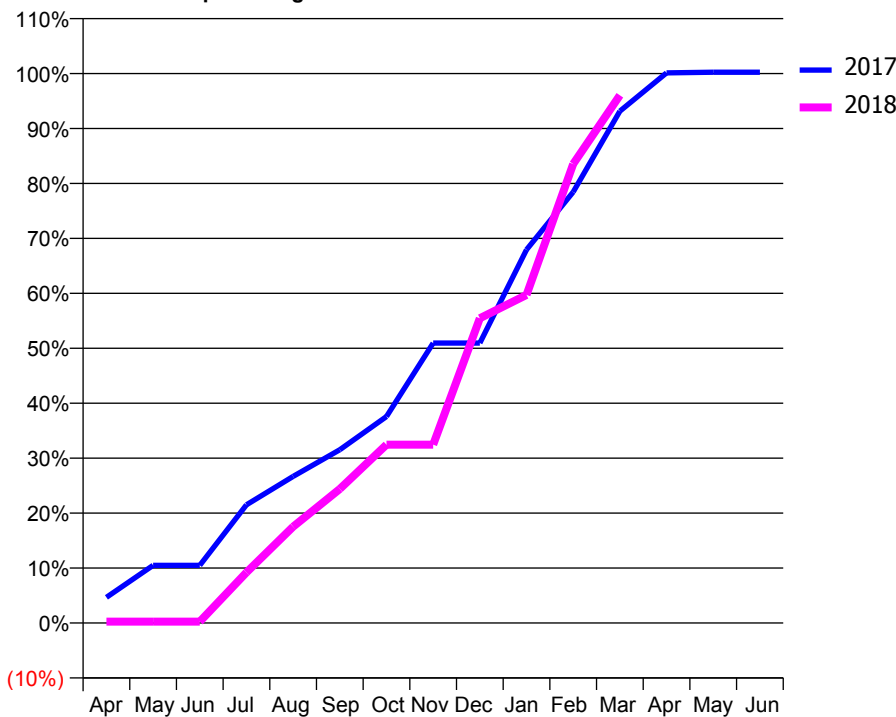
ACCESS*

Patients seen in 24 months	Total	Change since previous quarter
Quarter ending March 2017	674	
Quarter ending June 2017	636	↓
Quarter ending September 2017	647	→
Quarter ending December 2017	623	↓
Quarter ending March 2018	571	↓
Variance since March 2017	(15.3%)	↓



ACTIVITY

Cumulative percentage of contracted UDA delivered 2017 & 2018



Adjusted Scheduled Activity (UDA)

Month	2017	2018
April	112	6
May	251	6
June	251	6
July	515	220
August	639	420
September	756	585
October	901	778
November	1,221	778
December	1,221	1,329
January	1,628	1,431
February	1,880	2,002
March	2,232	2,301
April	2,399	
May	2,402	
June	2,402	

QUALITY

	Quantity	Base Number	Contract	AT	Region	England
% of FP17s for the same patient ID Re-attending within 3 months - Children	9	115	7.8%	10.0%	11.5%	11.9%
% of FP17s for the same patient ID Re-attending within 3 months - Adults	38	415	9.2%	15.8%	16.8%	16.0%
% of FP17s for the same patient ID Re-attending between 3 & 9 months - Children	43	115	37.4%	47.3%	47.7%	58.3%
% of FP17s for the same patient ID Re-attending between 3 & 9 months - Adults	135	415	32.5%	37.5%	38.2%	50.3%
% of FP17s for Band 1 Urgent Courses	4	485	0.8%	10.9%	10.6%	9.1%
% of FP17s Relating to Free Repair or Replacements	0	485	0.0%	0.5%	0.6%	0.8%
% of FP17s Relating to Continuations	0	485	0.0%	0.6%	0.8%	1.0%
% of Patients satisfied with the dentistry they have received	0	0	N/A	87.9%	89.3%	91.5%
% of Patients satisfied with the time they had to wait for an appointment	0	0	N/A	83.3%	84.4%	87.9%

* This is based on patients treated on this contract for their most recent course of treatment. Figures in italics indicate the base number of FP17s or Patient Questionnaire responses are less than 100. N/A is shown where the base number of responses is less than 10 during the period. % is calculated as Quantity/Base number*100

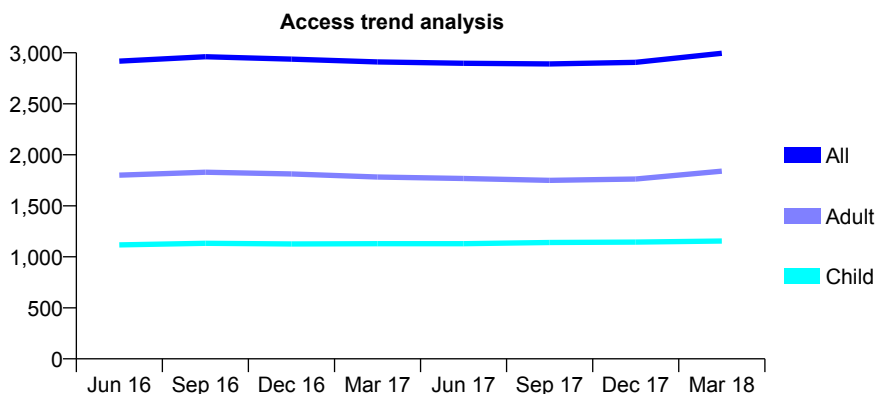
Q62 - Vital Signs At a Glance Contract Report for 228974/0002 - March 2018

Name or company name	Pitshanger Dental Care
Contract type name	GDS Contract
Purpose of contract	General
Contract start date	01/05/2009
Contract end date	

17/18 Contracted general activity (UDA)	6,134
Carry forward general activity (UDA)	-97
17/18 Contracted orthodontic activity (UOA)	0
Carry forward orthodontic activity (UOA)	0
Baseline contract value	£179,145.86

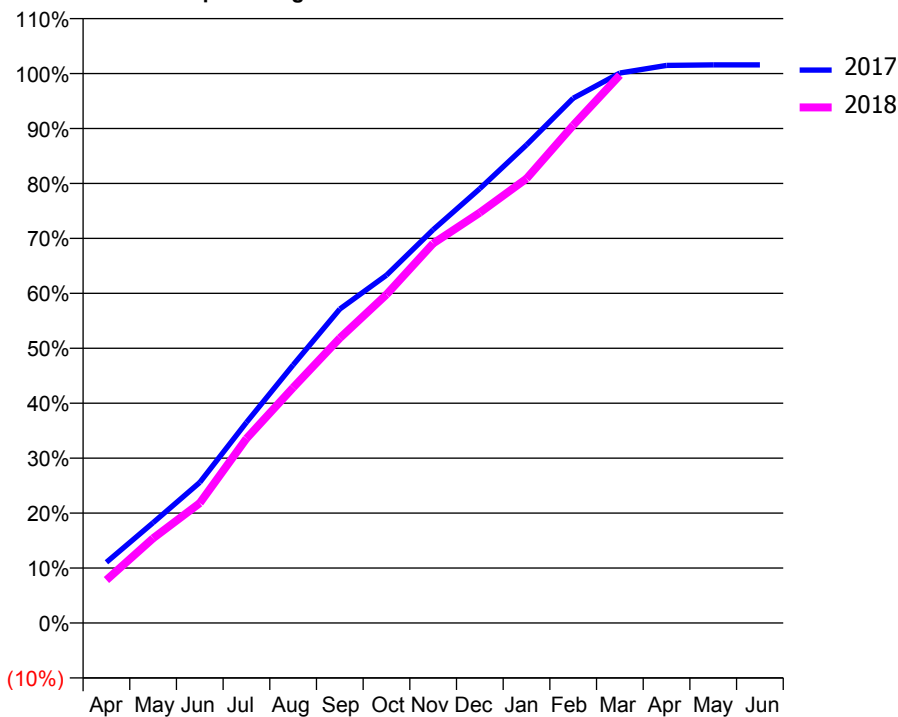
ACCESS*

Patients seen in 24 months	Total	Change since previous quarter
Quarter ending March 2017	2,911	
Quarter ending June 2017	2,897	→
Quarter ending September 2017	2,891	→
Quarter ending December 2017	2,907	→
Quarter ending March 2018	2,995	↑
Variance since March 2017	2.9%	↑



ACTIVITY

Cumulative percentage of contracted UDA delivered 2017 & 2018



Month	Adjusted Scheduled Activity (UDA)	
	2017	2018
April	678	480
May	1,120	946
June	1,570	1,339
July	2,239	2,059
August	2,880	2,628
September	3,504	3,180
October	3,883	3,667
November	4,391	4,236
December	4,849	4,581
January	5,337	4,960
February	5,858	5,556
March	6,139	6,116
April	6,225	
May	6,231	
June	6,231	

QUALITY

	Quantity	Base Number	Contract	AT	Region	England
% of FP17s for the same patient ID Re-attending within 3 months - Children	68	1,313	5.2%	10.0%	11.5%	11.9%
% of FP17s for the same patient ID Re-attending within 3 months - Adults	315	2,106	15.0%	15.8%	16.8%	16.0%
% of FP17s for the same patient ID Re-attending between 3 & 9 months - Children	405	1,313	30.8%	47.3%	47.7%	58.3%
% of FP17s for the same patient ID Re-attending between 3 & 9 months - Adults	657	2,106	31.2%	37.5%	38.2%	50.3%
% of FP17s for Band 1 Urgent Courses	329	3,367	9.8%	10.9%	10.6%	9.1%
% of FP17s Relating to Free Repair or Replacements	21	3,367	0.6%	0.5%	0.6%	0.8%
% of FP17s Relating to Continuations	40	3,367	1.2%	0.6%	0.8%	1.0%
% of Patients satisfied with the dentistry they have received	3	4	N/A	87.9%	89.3%	91.5%
% of Patients satisfied with the time they had to wait for an appointment	3	4	N/A	83.3%	84.4%	87.9%

* This is based on patients treated on this contract for their most recent course of treatment. Figures in italics indicate the base number of FP17s or Patient Questionnaire responses are less than 100. N/A is shown where the base number of responses is less than 10 during the period. % is calculated as Quantity/Base number*100

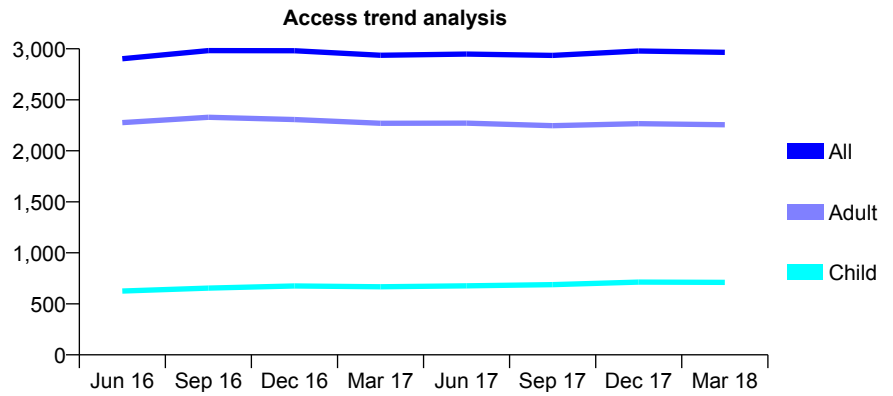
Q62 - Vital Signs At a Glance Contract Report for 232343/0001 - March 2018

Name or company name	MR RJ DOOA
Contract type name	GDS Contract
Purpose of contract	General
Contract start date	01/04/2006
Contract end date	

17/18 Contracted general activity (UDA)	10,657
Carry forward general activity (UDA)	-109
17/18 Contracted orthodontic activity (UOA)	0
Carry forward orthodontic activity (UOA)	0
Baseline contract value	£348,455.85

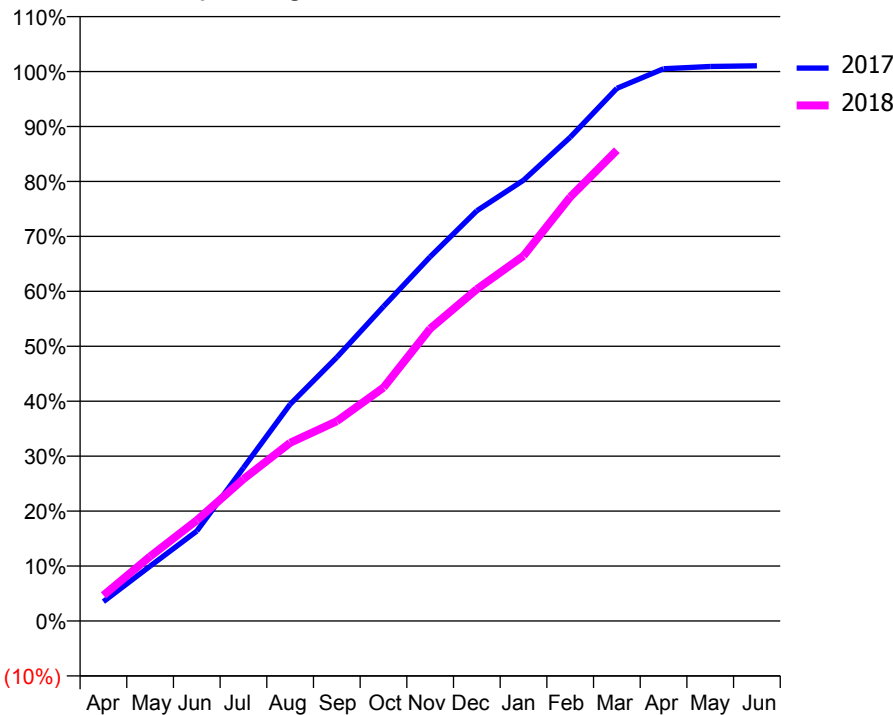
ACCESS*

Patients seen in 24 months	Total	Change since previous quarter
Quarter ending March 2017	2,937	
Quarter ending June 2017	2,948	→
Quarter ending September 2017	2,935	→
Quarter ending December 2017	2,979	→
Quarter ending March 2018	2,966	→
Variance since March 2017	1.0%	→



ACTIVITY

Cumulative percentage of contracted UDA delivered 2017 & 2018



Month	Adjusted Scheduled Activity (UDA)	
	2017	2018
April	377	499
May	1,063	1,253
June	1,745	1,955
July	2,973	2,754
August	4,204	3,455
September	5,114	3,877
October	6,098	4,528
November	7,063	5,669
December	7,956	6,435
January	8,548	7,082
February	9,380	8,223
March	10,329	9,131
April	10,709	
May	10,754	
June	10,766	

QUALITY

	Quantity	Base Number	Contract	AT	Region	England
% of FP17s for the same patient ID Re-attending within 3 months - Children	61	865	7.1%	10.0%	11.5%	11.9%
% of FP17s for the same patient ID Re-attending within 3 months - Adults	478	2,632	18.2%	15.8%	16.8%	16.0%
% of FP17s for the same patient ID Re-attending between 3 & 9 months - Children	425	865	49.1%	47.3%	47.7%	58.3%
% of FP17s for the same patient ID Re-attending between 3 & 9 months - Adults	995	2,632	37.8%	37.5%	38.2%	50.3%
% of FP17s for Band 1 Urgent Courses	519	3,337	15.6%	10.9%	10.6%	9.1%
% of FP17s Relating to Free Repair or Replacements	29	3,337	0.9%	0.5%	0.6%	0.8%
% of FP17s Relating to Continuations	21	3,337	0.6%	0.6%	0.8%	1.0%
% of Patients satisfied with the dentistry they have received	2	2	N/A	87.9%	89.3%	91.5%
% of Patients satisfied with the time they had to wait for an appointment	1	2	N/A	83.3%	84.4%	87.9%

* This is based on patients treated on this contract for their most recent course of treatment. Figures in italics indicate the base number of FP17s or Patient Questionnaire responses are less than 100. N/A is shown where the base number of responses is less than 10 during the period. % is calculated as Quantity/Base number*100

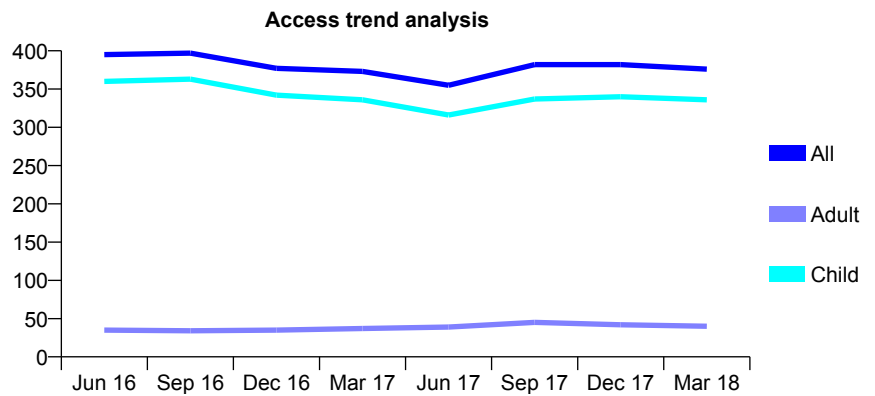
Q62 - Vital Signs At a Glance Contract Report for 239720/0001 - March 2018

Name or company name	MR A EGHBAL OMIDI
Contract type name	GDS Contract
Purpose of contract	General
Contract start date	01/04/2006
Contract end date	

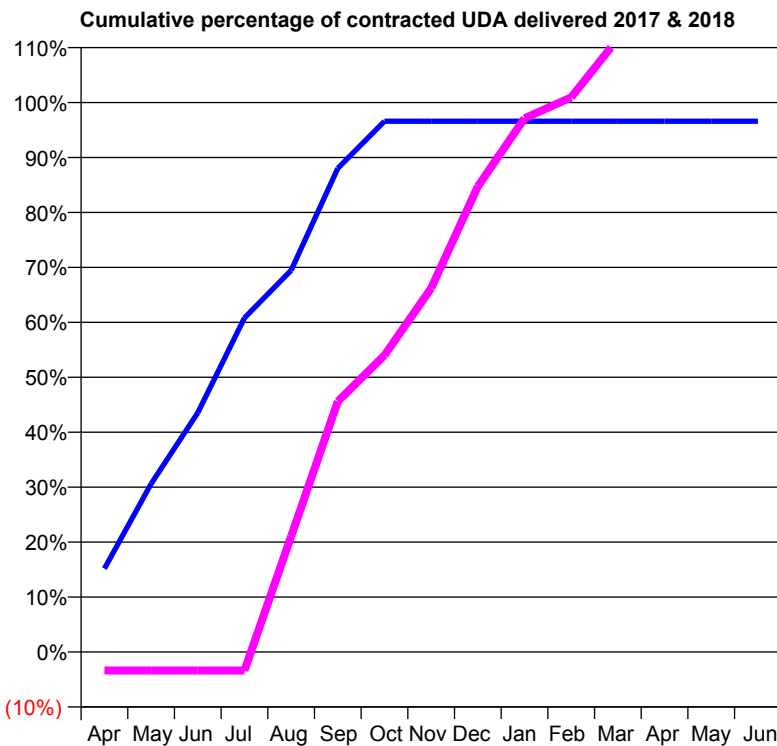
17/18 Contracted general activity (UDA)	680
Carry forward general activity (UDA)	23
17/18 Contracted orthodontic activity (UOA)	0
Carry forward orthodontic activity (UOA)	0
Baseline contract value	£18,277.71

ACCESS*

Patients seen in 24 months	Total	Change since previous quarter
Quarter ending March 2017	373	
Quarter ending June 2017	355	↓
Quarter ending September 2017	382	↑
Quarter ending December 2017	382	→
Quarter ending March 2018	376	↓
Variance since March 2017	0.8%	→



ACTIVITY



Month	Adjusted Scheduled Activity (UDA)	
	2017	2018
April	103	-23
May	208	-23
June	296	-23
July	413	-23
August	472	143
September	599	310
October	657	367
November	657	450
December	657	576
January	657	660
February	657	686
March	657	759
April	657	
May	657	
June	657	

QUALITY

	Quantity	Base Number	Contract	AT	Region	England
% of FP17s for the same patient ID Re-attending within 3 months - Children	17	458	3.7%	10.0%	11.5%	11.9%
% of FP17s for the same patient ID Re-attending within 3 months - Adults	2	21	9.5%	15.8%	16.8%	16.0%
% of FP17s for the same patient ID Re-attending between 3 & 9 months - Children	194	458	42.4%	47.3%	47.7%	58.3%
% of FP17s for the same patient ID Re-attending between 3 & 9 months - Adults	7	21	33.3%	37.5%	38.2%	50.3%
% of FP17s for Band 1 Urgent Courses	4	418	1.0%	10.9%	10.6%	9.1%
% of FP17s Relating to Free Repair or Replacements	0	418	0.0%	0.5%	0.6%	0.8%
% of FP17s Relating to Continuations	0	418	0.0%	0.6%	0.8%	1.0%
% of Patients satisfied with the dentistry they have received	0	0	N/A	87.9%	89.3%	91.5%
% of Patients satisfied with the time they had to wait for an appointment	0	0	N/A	83.3%	84.4%	87.9%

* This is based on patients treated on this contract for their most recent course of treatment. Figures in italics indicate the base number of FP17s or Patient Questionnaire responses are less than 100. N/A is shown where the base number of responses is less than 10 during the period. % is calculated as Quantity/Base number*100

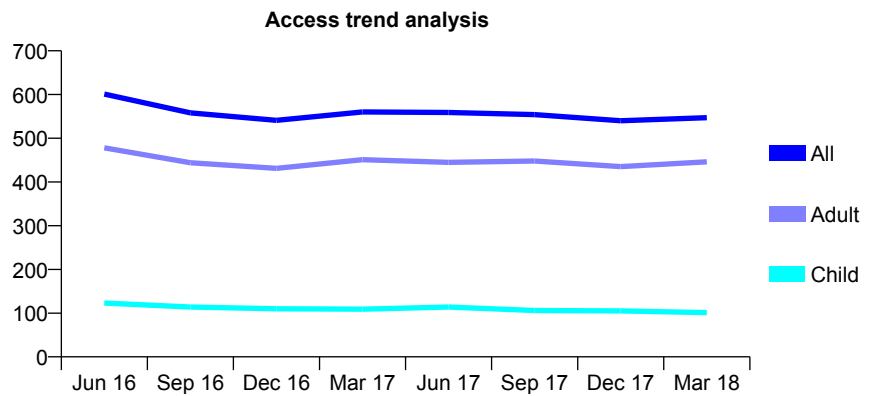
Q62 - Vital Signs At a Glance Contract Report for 239976/0002 - March 2018

Name or company name	MR WA TOWOLAWI
Contract type name	GDS Contract
Purpose of contract	General
Contract start date	01/04/2006
Contract end date	

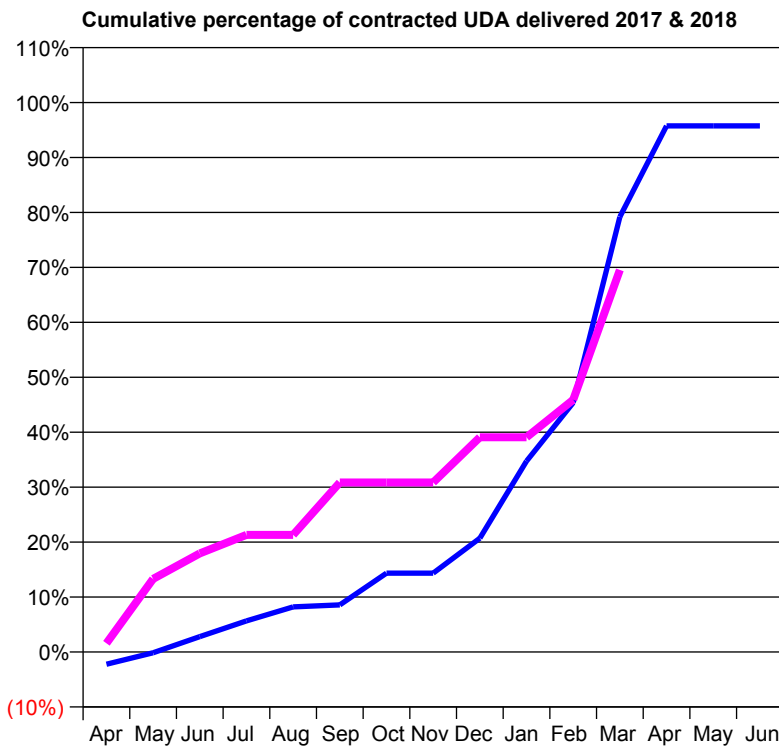
17/18 Contracted general activity (UDA)	1,685
Carry forward general activity (UDA)	0
17/18 Contracted orthodontic activity (UOA)	0
Carry forward orthodontic activity (UOA)	0
Baseline contract value	£51,761.81

ACCESS*

Patients seen in 24 months	Total	Change since previous quarter
Quarter ending March 2017	560	
Quarter ending June 2017	559	→
Quarter ending September 2017	554	→
Quarter ending December 2017	540	↓
Quarter ending March 2018	547	→
Variance since March 2017	(2.3%)	↓



ACTIVITY



Month	Adjusted Scheduled Activity (UDA)	
	2017	2018
April	-38	27
May	-3	224
June	47	302
July	96	359
August	138	359
September	145	520
October	242	520
November	242	520
December	349	659
January	585	659
February	764	774
March	1,335	1,172
April	1,613	
May	1,613	
June	1,613	

QUALITY

	Quantity	Base Number	Contract	AT	Region	England
% of FP17s for the same patient ID Re-attending within 3 months - Children	5	77	6.5%	10.0%	11.5%	11.9%
% of FP17s for the same patient ID Re-attending within 3 months - Adults	87	396	22.0%	15.8%	16.8%	16.0%
% of FP17s for the same patient ID Re-attending between 3 & 9 months - Children	12	77	15.6%	47.3%	47.7%	58.3%
% of FP17s for the same patient ID Re-attending between 3 & 9 months - Adults	83	396	21.0%	37.5%	38.2%	50.3%
% of FP17s for Band 1 Urgent Courses	143	419	34.1%	10.9%	10.6%	9.1%
% of FP17s Relating to Free Repair or Replacements	0	419	0.0%	0.5%	0.6%	0.8%
% of FP17s Relating to Continuations	0	419	0.0%	0.6%	0.8%	1.0%
% of Patients satisfied with the dentistry they have received	0	0	N/A	87.9%	89.3%	91.5%
% of Patients satisfied with the time they had to wait for an appointment	0	0	N/A	83.3%	84.4%	87.9%

* This is based on patients treated on this contract for their most recent course of treatment. Figures in italics indicate the base number of FP17s or Patient Questionnaire responses are less than 100. N/A is shown where the base number of responses is less than 10 during the period. % is calculated as Quantity/Base number*100

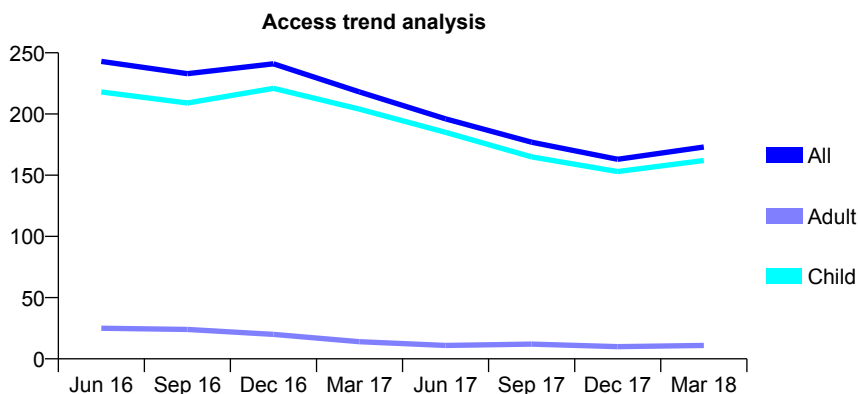
Q62 - Vital Signs At a Glance Contract Report for 245976/0001 - March 2018

Name or company name	MISS Y LIU
Contract type name	GDS Contract
Purpose of contract	General
Contract start date	01/04/2006
Contract end date	

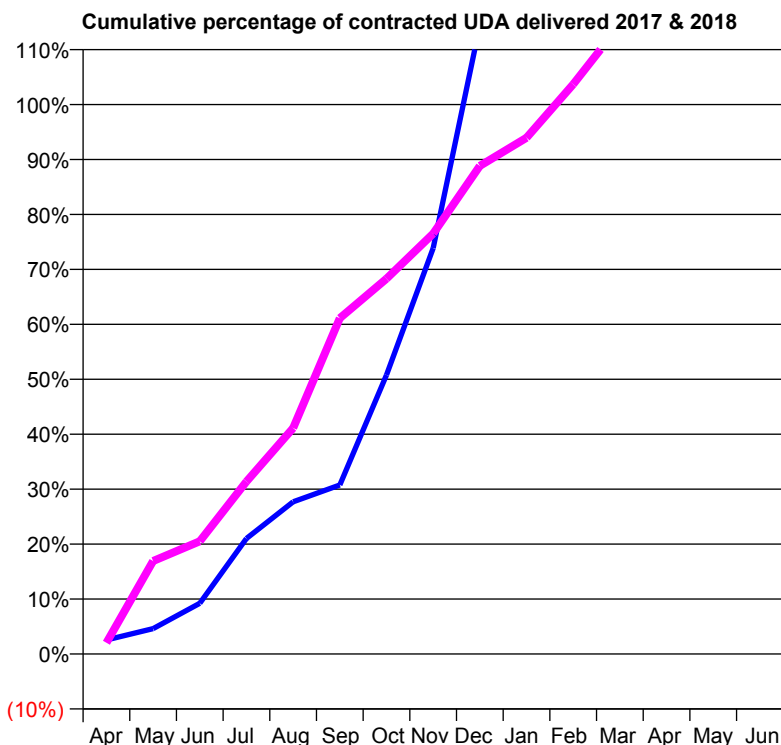
17/18 Contracted general activity (UDA)	195
Carry forward general activity (UDA)	-4
17/18 Contracted orthodontic activity (UOA)	0
Carry forward orthodontic activity (UOA)	0
Baseline contract value	£3,552.87

ACCESS*

Patients seen in 24 months	Total	Change since previous quarter
Quarter ending March 2017	218	
Quarter ending June 2017	196	↓
Quarter ending September 2017	177	↓
Quarter ending December 2017	163	↓
Quarter ending March 2018	173	↑
Variance since March 2017	(20.6%)	↓



ACTIVITY



Month	Adjusted Scheduled Activity (UDA)	
	2017	2018
April	5	4
May	9	33
June	18	40
July	41	61
August	54	80
September	60	119
October	99	133
November	144	149
December	223	173
January	250	183
February	284	202
March	301	223
April	338	
May	341	
June	341	

QUALITY

	Quantity	Base Number	Contract	AT	Region	England
% of FP17s for the same patient ID Re-attending within 3 months - Children	17	206	8.3%	10.0%	11.5%	11.9%
% of FP17s for the same patient ID Re-attending within 3 months - Adults	0	2	0.0%	15.8%	16.8%	16.0%
% of FP17s for the same patient ID Re-attending between 3 & 9 months - Children	143	206	69.4%	47.3%	47.7%	58.3%
% of FP17s for the same patient ID Re-attending between 3 & 9 months - Adults	1	2	50.0%	37.5%	38.2%	50.3%
% of FP17s for Band 1 Urgent Courses	1	179	0.6%	10.9%	10.6%	9.1%
% of FP17s Relating to Free Repair or Replacements	0	179	0.0%	0.5%	0.6%	0.8%
% of FP17s Relating to Continuations	0	179	0.0%	0.6%	0.8%	1.0%
% of Patients satisfied with the dentistry they have received	0	0	N/A	87.9%	89.3%	91.5%
% of Patients satisfied with the time they had to wait for an appointment	0	0	N/A	83.3%	84.4%	87.9%

* This is based on patients treated on this contract for their most recent course of treatment. Figures in italics indicate the base number of FP17s or Patient Questionnaire responses are less than 100. N/A is shown where the base number of responses is less than 10 during the period. % is calculated as Quantity/Base number*100

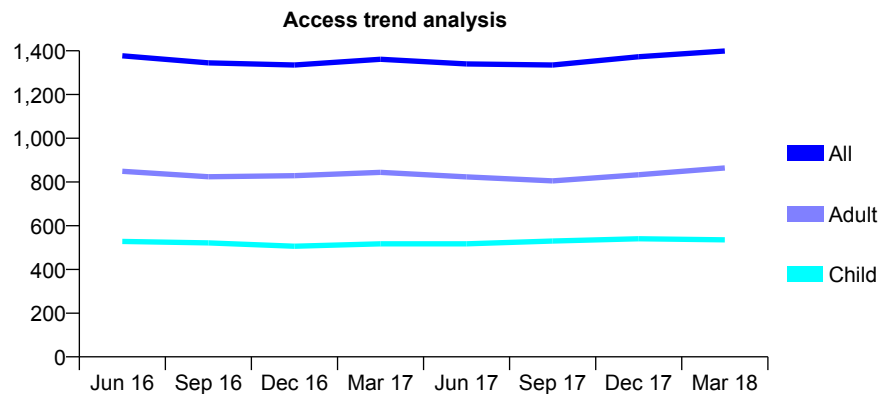
Q62 - Vital Signs At a Glance Contract Report for 250562/0001 - March 2018

Name or company name	MRS R KUNWARDIA
Contract type name	GDS Contract
Purpose of contract	General
Contract start date	01/04/2006
Contract end date	

17/18 Contracted general activity (UDA)	2,910
Carry forward general activity (UDA)	37
17/18 Contracted orthodontic activity (UOA)	0
Carry forward orthodontic activity (UOA)	0
Baseline contract value	£81,054.96

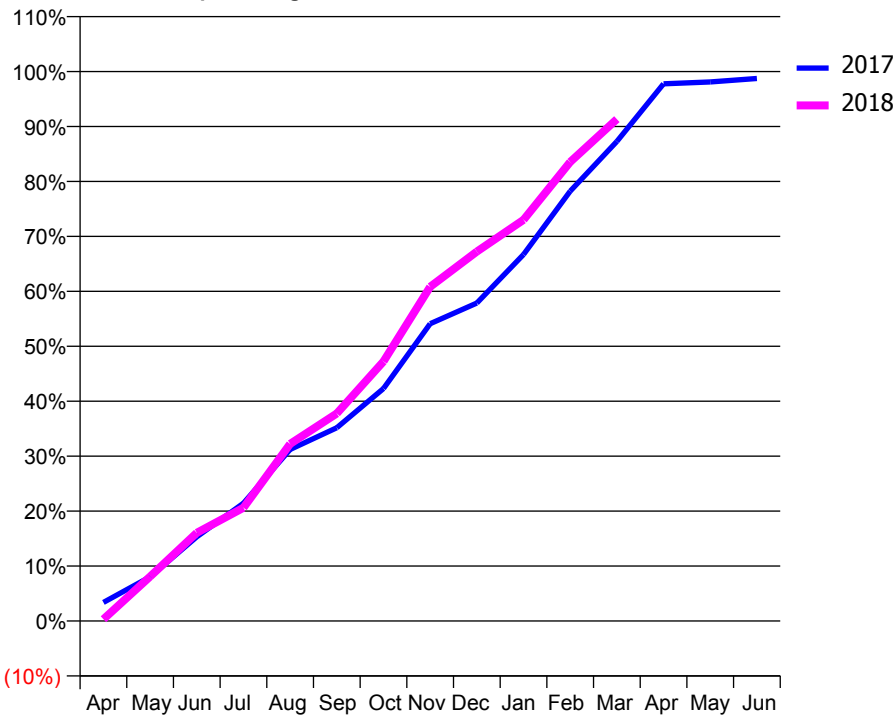
ACCESS*

Patients seen in 24 months	Total	Change since previous quarter
Quarter ending March 2017	1,361	
Quarter ending June 2017	1,340	↓
Quarter ending September 2017	1,335	→
Quarter ending December 2017	1,373	↑
Quarter ending March 2018	1,399	→
Variance since March 2017	2.8%	↑



ACTIVITY

Cumulative percentage of contracted UDA delivered 2017 & 2018



Month	Adjusted Scheduled Activity (UDA)	
	2017	2018
April	98	9
May	234	236
June	446	467
July	624	600
August	908	938
September	1,024	1,099
October	1,231	1,375
November	1,574	1,770
December	1,684	1,956
January	1,941	2,124
February	2,276	2,431
March	2,540	2,658
April	2,845	
May	2,855	
June	2,873	

QUALITY

	Quantity	Base Number	Contract	AT	Region	England
% of FP17s for the same patient ID Re-attending within 3 months - Children	31	731	4.2%	10.0%	11.5%	11.9%
% of FP17s for the same patient ID Re-attending within 3 months - Adults	65	989	6.6%	15.8%	16.8%	16.0%
% of FP17s for the same patient ID Re-attending between 3 & 9 months - Children	415	731	56.8%	47.3%	47.7%	58.3%
% of FP17s for the same patient ID Re-attending between 3 & 9 months - Adults	488	989	49.3%	37.5%	38.2%	50.3%
% of FP17s for Band 1 Urgent Courses	140	1,564	9.0%	10.9%	10.6%	9.1%
% of FP17s Relating to Free Repair or Replacements	14	1,564	0.9%	0.5%	0.6%	0.8%
% of FP17s Relating to Continuations	2	1,564	0.1%	0.6%	0.8%	1.0%
% of Patients satisfied with the dentistry they have received	1	1	N/A	87.9%	89.3%	91.5%
% of Patients satisfied with the time they had to wait for an appointment	1	1	N/A	83.3%	84.4%	87.9%

* This is based on patients treated on this contract for their most recent course of treatment. Figures in italics indicate the base number of FP17s or Patient Questionnaire responses are less than 100. N/A is shown where the base number of responses is less than 10 during the period. % is calculated as Quantity/Base number*100

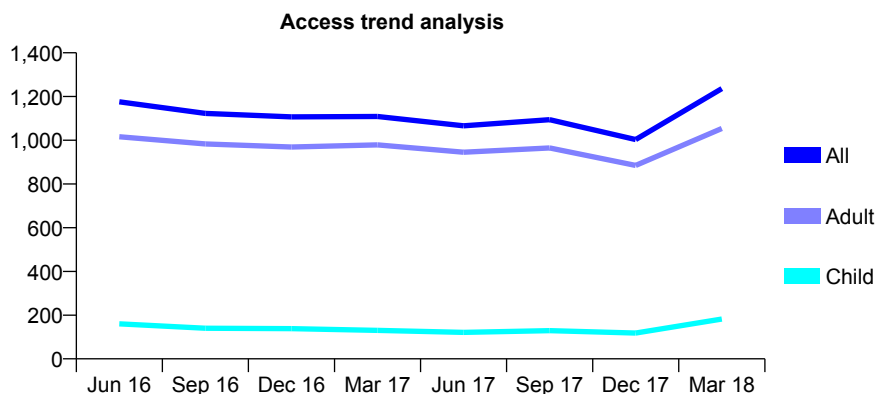
Q62 - Vital Signs At a Glance Contract Report for 251267/0001 - March 2018

Name or company name	MR HS MAUDUDI
Contract type name	GDS Contract
Purpose of contract	General
Contract start date	01/04/2006
Contract end date	

17/18 Contracted general activity (UDA)	2,566
Carry forward general activity (UDA)	-32
17/18 Contracted orthodontic activity (UOA)	0
Carry forward orthodontic activity (UOA)	0
Baseline contract value	£63,191.80

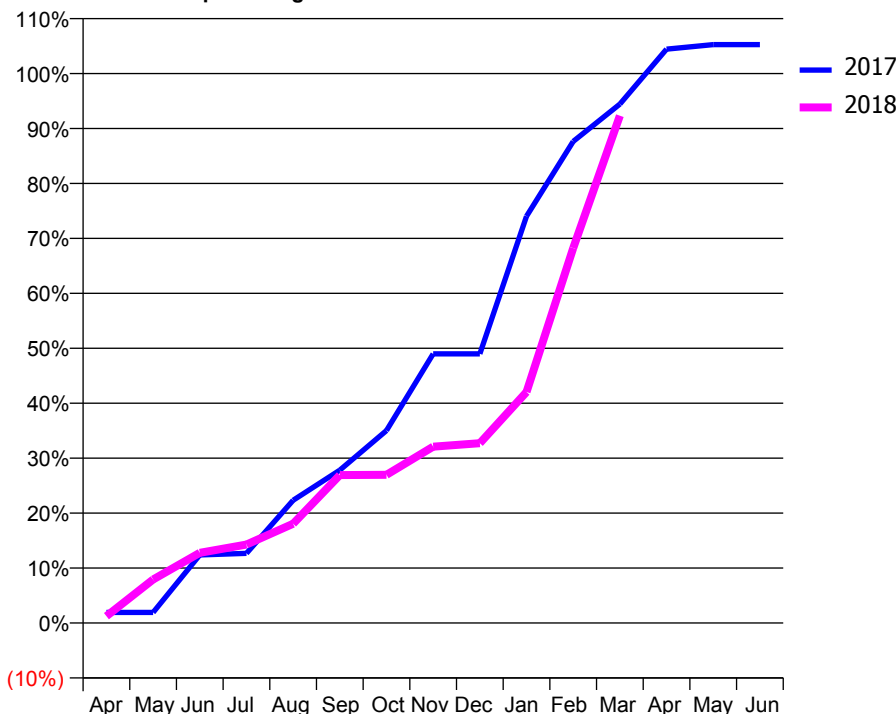
ACCESS*

Patients seen in 24 months	Total	Change since previous quarter
Quarter ending March 2017	1,109	
Quarter ending June 2017	1,066	↓
Quarter ending September 2017	1,094	↑
Quarter ending December 2017	1,003	↓
Quarter ending March 2018	1,236	↑
Variance since March 2017	11.5%	↑



ACTIVITY

Cumulative percentage of contracted UDA delivered 2017 & 2018



Month	Adjusted Scheduled Activity (UDA)	
	2017	2018
April	31	32
May	31	203
June	198	328
July	203	366
August	357	464
September	445	691
October	560	692
November	783	823
December	783	840
January	1,184	1,079
February	1,401	1,751
March	1,510	2,369
April	1,670	
May	1,683	
June	1,683	

QUALITY

	Quantity	Base Number	Contract	AT	Region	England
% of FP17s for the same patient ID Re-attending within 3 months - Children	1	229	0.4%	10.0%	11.5%	11.9%
% of FP17s for the same patient ID Re-attending within 3 months - Adults	21	1,014	2.1%	15.8%	16.8%	16.0%
% of FP17s for the same patient ID Re-attending between 3 & 9 months - Children	6	229	2.6%	47.3%	47.7%	58.3%
% of FP17s for the same patient ID Re-attending between 3 & 9 months - Adults	20	1,014	2.0%	37.5%	38.2%	50.3%
% of FP17s for Band 1 Urgent Courses	725	1,152	62.9%	10.9%	10.6%	9.1%
% of FP17s Relating to Free Repair or Replacements	1	1,152	0.1%	0.5%	0.6%	0.8%
% of FP17s Relating to Continuations	2	1,152	0.2%	0.6%	0.8%	1.0%
% of Patients satisfied with the dentistry they have received	0	0	N/A	87.9%	89.3%	91.5%
% of Patients satisfied with the time they had to wait for an appointment	0	0	N/A	83.3%	84.4%	87.9%

* This is based on patients treated on this contract for their most recent course of treatment. Figures in italics indicate the base number of FP17s or Patient Questionnaire responses are less than 100. N/A is shown where the base number of responses is less than 10 during the period. % is calculated as Quantity/Base number*100

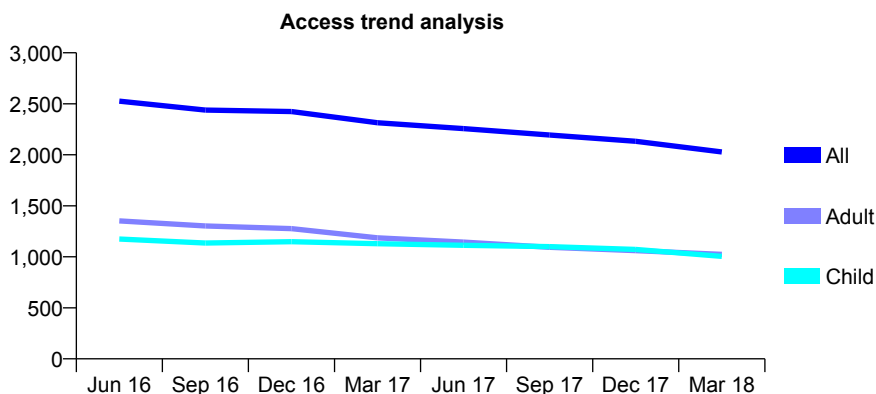
Q62 - Vital Signs At a Glance Contract Report for 251305/0001 - March 2018

Name or company name	MISS V IZADPANAHI
Contract type name	GDS Contract
Purpose of contract	General
Contract start date	01/04/2010
Contract end date	

17/18 Contracted general activity (UDA)	7,829
Carry forward general activity (UDA)	51
17/18 Contracted orthodontic activity (UOA)	0
Carry forward orthodontic activity (UOA)	0
Baseline contract value	£221,458.24

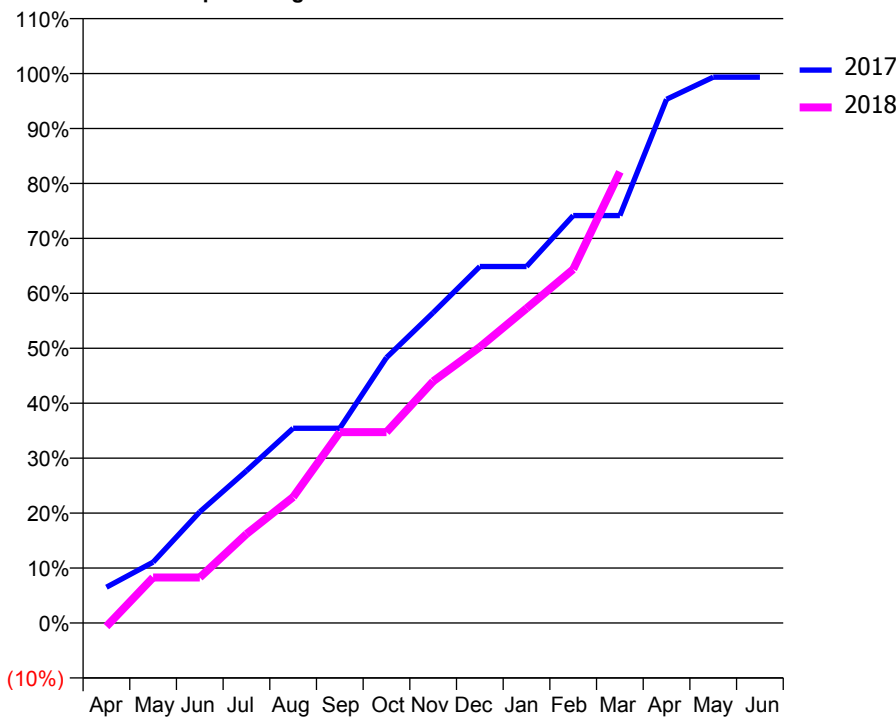
ACCESS*

Patients seen in 24 months	Total	Change since previous quarter
Quarter ending March 2017	2,315	
Quarter ending June 2017	2,257	↓
Quarter ending September 2017	2,194	↓
Quarter ending December 2017	2,133	↓
Quarter ending March 2018	2,028	↓
Variance since March 2017	(12.4%)	↓



ACTIVITY

Cumulative percentage of contracted UDA delivered 2017 & 2018



Month	Adjusted Scheduled Activity (UDA)	
	2017	2018
April	510	-51
May	867	649
June	1,583	649
July	2,169	1,269
August	2,775	1,795
September	2,775	2,719
October	3,782	2,719
November	4,423	3,444
December	5,079	3,932
January	5,079	4,482
February	5,804	5,040
March	5,804	6,428
April	7,462	
May	7,778	
June	7,778	

QUALITY

	Quantity	Base Number	Contract	AT	Region	England
% of FP17s for the same patient ID Re-attending within 3 months - Children	96	1,407	6.8%	10.0%	11.5%	11.9%
% of FP17s for the same patient ID Re-attending within 3 months - Adults	122	1,230	9.9%	15.8%	16.8%	16.0%
% of FP17s for the same patient ID Re-attending between 3 & 9 months - Children	693	1,407	49.3%	47.3%	47.7%	58.3%
% of FP17s for the same patient ID Re-attending between 3 & 9 months - Adults	440	1,230	35.8%	37.5%	38.2%	50.3%
% of FP17s for Band 1 Urgent Courses	224	2,070	10.8%	10.9%	10.6%	9.1%
% of FP17s Relating to Free Repair or Replacements	0	2,070	0.0%	0.5%	0.6%	0.8%
% of FP17s Relating to Continuations	1	2,070	0.0%	0.6%	0.8%	1.0%
% of Patients satisfied with the dentistry they have received	1	1	N/A	87.9%	89.3%	91.5%
% of Patients satisfied with the time they had to wait for an appointment	1	1	N/A	83.3%	84.4%	87.9%

* This is based on patients treated on this contract for their most recent course of treatment. Figures in italics indicate the base number of FP17s or Patient Questionnaire responses are less than 100. N/A is shown where the base number of responses is less than 10 during the period. % is calculated as Quantity/Base number*100

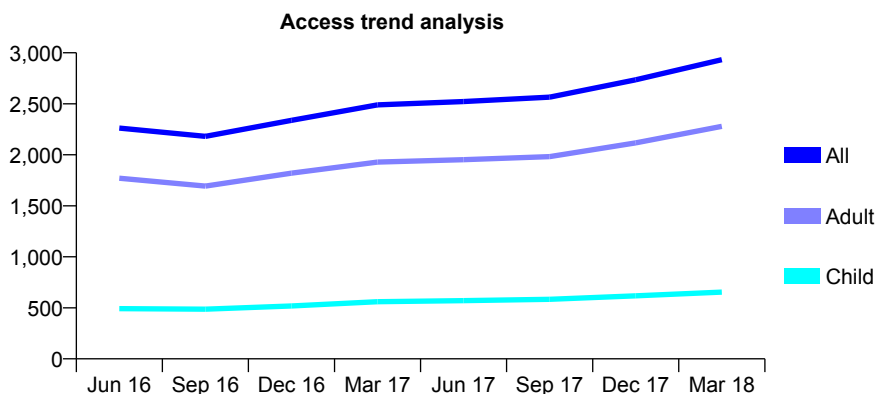
Q62 - Vital Signs At a Glance Contract Report for 254231/0001 - March 2018

Name or company name	MR SH PEZESHKI
Contract type name	GDS Contract
Purpose of contract	General
Contract start date	04/01/2010
Contract end date	

17/18 Contracted general activity (UDA)	8,200
Carry forward general activity (UDA)	0
17/18 Contracted orthodontic activity (UOA)	0
Carry forward orthodontic activity (UOA)	0
Baseline contract value	£230,575.30

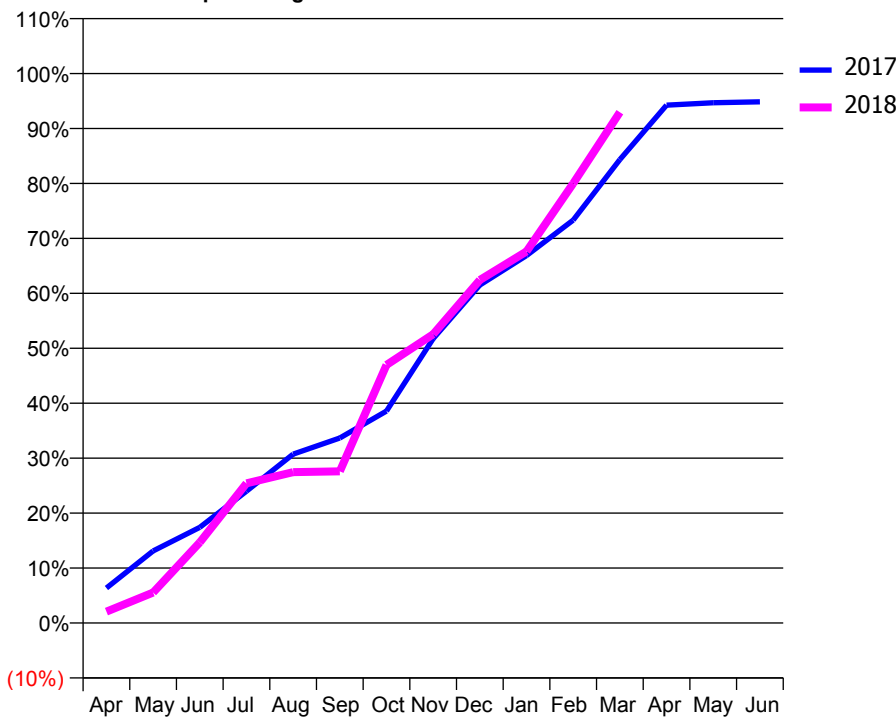
ACCESS*

Patients seen in 24 months	Total	Change since previous quarter
Quarter ending March 2017	2,489	
Quarter ending June 2017	2,522	→
Quarter ending September 2017	2,566	→
Quarter ending December 2017	2,735	↑
Quarter ending March 2018	2,933	↑
Variance since March 2017	17.8%	↑



ACTIVITY

Cumulative percentage of contracted UDA delivered 2017 & 2018



Month	Adjusted Scheduled Activity (UDA)	
	2017	2018
April	523	171
May	1,075	454
June	1,427	1,202
July	1,968	2,085
August	2,520	2,251
September	2,760	2,264
October	3,163	3,851
November	4,244	4,309
December	5,043	5,118
January	5,483	5,546
February	6,013	6,559
March	6,916	7,622
April	7,727	
May	7,763	
June	7,778	

QUALITY

	Quantity	Base Number	Contract	AT	Region	England
% of FP17s for the same patient ID Re-attending within 3 months - Children	95	812	11.7%	10.0%	11.5%	11.9%
% of FP17s for the same patient ID Re-attending within 3 months - Adults	519	2,648	19.6%	15.8%	16.8%	16.0%
% of FP17s for the same patient ID Re-attending between 3 & 9 months - Children	295	812	36.3%	47.3%	47.7%	58.3%
% of FP17s for the same patient ID Re-attending between 3 & 9 months - Adults	765	2,648	28.9%	37.5%	38.2%	50.3%
% of FP17s for Band 1 Urgent Courses	540	3,188	16.9%	10.9%	10.6%	9.1%
% of FP17s Relating to Free Repair or Replacements	1	3,188	0.0%	0.5%	0.6%	0.8%
% of FP17s Relating to Continuations	41	3,188	1.3%	0.6%	0.8%	1.0%
% of Patients satisfied with the dentistry they have received	8	9	N/A	87.9%	89.3%	91.5%
% of Patients satisfied with the time they had to wait for an appointment	8	9	N/A	83.3%	84.4%	87.9%

* This is based on patients treated on this contract for their most recent course of treatment. Figures in italics indicate the base number of FP17s or Patient Questionnaire responses are less than 100. N/A is shown where the base number of responses is less than 10 during the period. % is calculated as Quantity/Base number*100

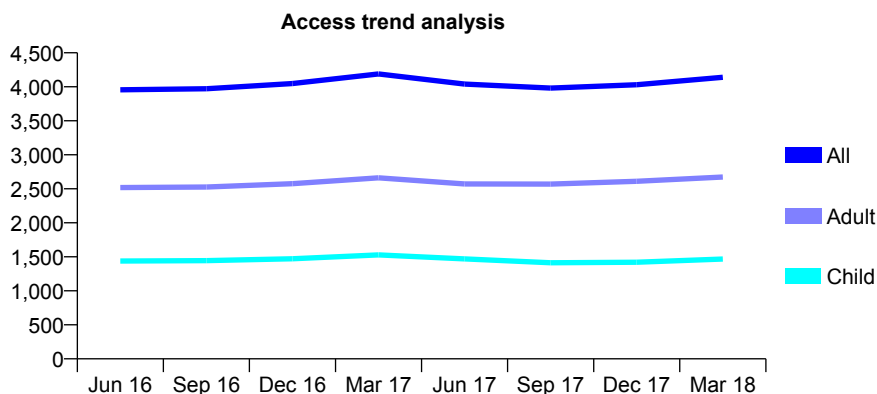
Q62 - Vital Signs At a Glance Contract Report for 261416/0001 - March 2018

Name or company name	MR JS JEER
Contract type name	GDS Contract
Purpose of contract	General
Contract start date	01/04/2006
Contract end date	

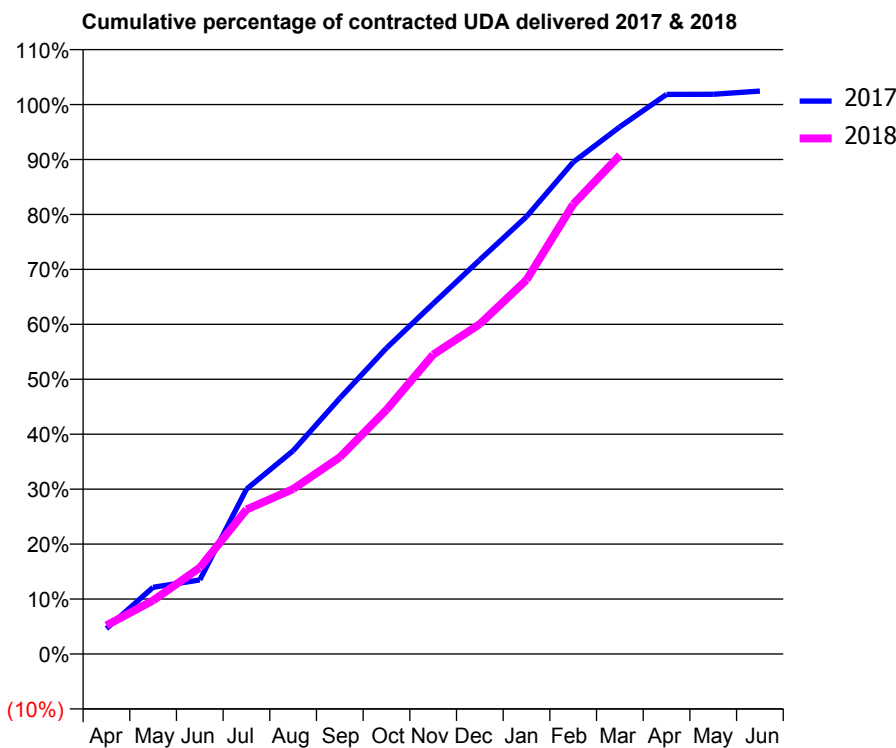
17/18 Contracted general activity (UDA)	11,840
Carry forward general activity (UDA)	-237
17/18 Contracted orthodontic activity (UOA)	0
Carry forward orthodontic activity (UOA)	0
Baseline contract value	£338,926.51

ACCESS*

Patients seen in 24 months	Total	Change since previous quarter
Quarter ending March 2017	4,189	
Quarter ending June 2017	4,041	↓
Quarter ending September 2017	3,982	↓
Quarter ending December 2017	4,030	→
Quarter ending March 2018	4,140	↑
Variance since March 2017	(1.2%)	↓



ACTIVITY



Month	Adjusted Scheduled Activity (UDA)	
	2017	2018
April	546	616
May	1,438	1,154
June	1,597	1,861
July	3,552	3,113
August	4,381	3,555
September	5,512	4,239
October	6,593	5,261
November	7,549	6,452
December	8,495	7,110
January	9,425	8,062
February	10,597	9,690
March	11,359	10,746
April	12,056	
May	12,061	
June	12,130	

QUALITY

	Quantity	Base Number	Contract	AT	Region	England
% of FP17s for the same patient ID Re-attending within 3 months - Children	150	2,033	7.4%	10.0%	11.5%	11.9%
% of FP17s for the same patient ID Re-attending within 3 months - Adults	475	3,162	15.0%	15.8%	16.8%	16.0%
% of FP17s for the same patient ID Re-attending between 3 & 9 months - Children	1,147	2,033	56.4%	47.3%	47.7%	58.3%
% of FP17s for the same patient ID Re-attending between 3 & 9 months - Adults	1,329	3,162	42.0%	37.5%	38.2%	50.3%
% of FP17s for Band 1 Urgent Courses	727	4,865	14.9%	10.9%	10.6%	9.1%
% of FP17s Relating to Free Repair or Replacements	29	4,865	0.6%	0.5%	0.6%	0.8%
% of FP17s Relating to Continuations	9	4,865	0.2%	0.6%	0.8%	1.0%
% of Patients satisfied with the dentistry they have received	2	3	N/A	87.9%	89.3%	91.5%
% of Patients satisfied with the time they had to wait for an appointment	1	3	N/A	83.3%	84.4%	87.9%

* This is based on patients treated on this contract for their most recent course of treatment. Figures in italics indicate the base number of FP17s or Patient Questionnaire responses are less than 100. N/A is shown where the base number of responses is less than 10 during the period. % is calculated as Quantity/Base number*100

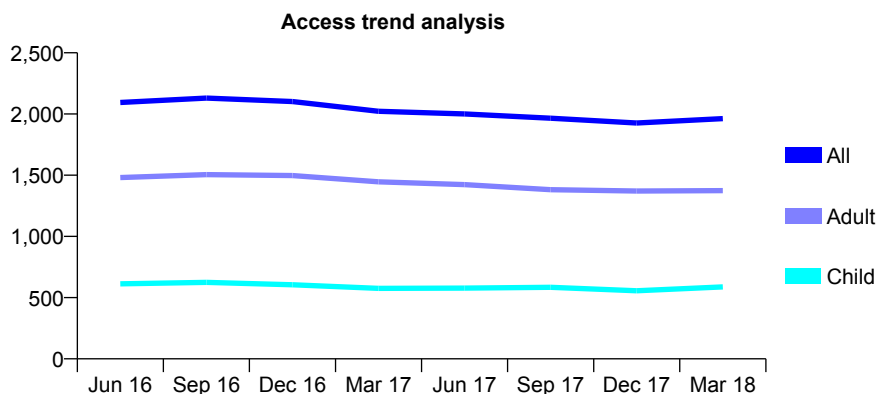
Q62 - Vital Signs At a Glance Contract Report for 262455/0001 - March 2018

Name or company name	Mr Chirag Shah & Mr Martin Zabihi Partner:
Contract type name	GDS Contract
Purpose of contract	General
Contract start date	01/04/2006
Contract end date	

17/18 Contracted general activity (UDA)	7,433
Carry forward general activity (UDA)	216
17/18 Contracted orthodontic activity (UOA)	0
Carry forward orthodontic activity (UOA)	0
Baseline contract value	£187,827.58

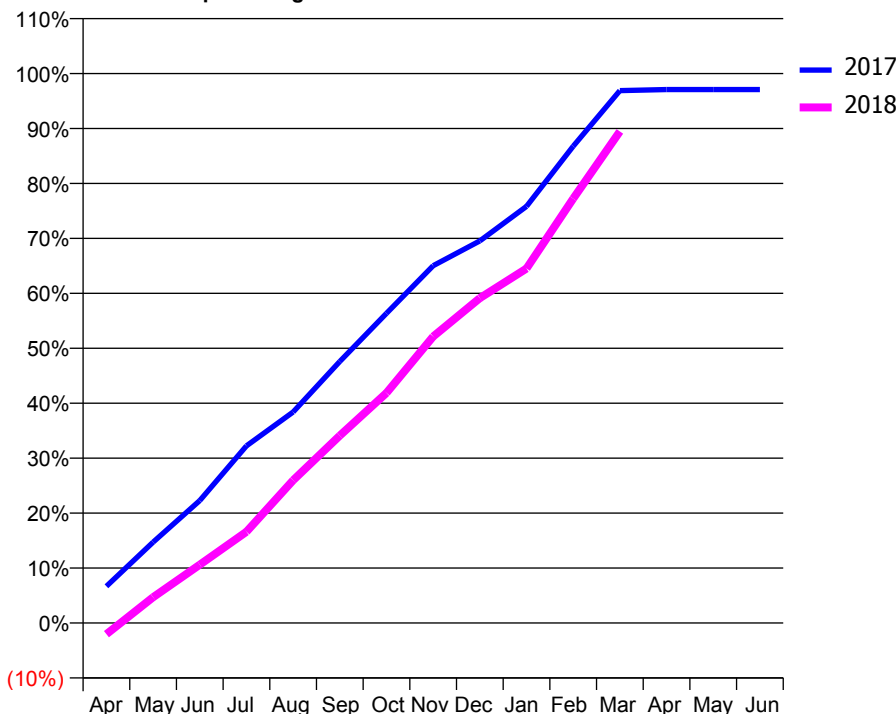
ACCESS*

Patients seen in 24 months	Total	Change since previous quarter
Quarter ending March 2017	2,022	
Quarter ending June 2017	2,001	↓
Quarter ending September 2017	1,966	↓
Quarter ending December 2017	1,927	↓
Quarter ending March 2018	1,962	→
Variance since March 2017	(3.0%)	↓



ACTIVITY

Cumulative percentage of contracted UDA delivered 2017 & 2018



Month	Adjusted Scheduled Activity (UDA)	
	2017	2018
April	498	-152
May	1,095	349
June	1,657	789
July	2,396	1,234
August	2,854	1,931
September	3,538	2,536
October	4,189	3,113
November	4,834	3,875
December	5,169	4,395
January	5,636	4,796
February	6,450	5,740
March	7,202	6,650
April	7,217	
May	7,217	
June	7,217	

QUALITY

	Quantity	Base Number	Contract	AT	Region	England
% of FP17s for the same patient ID Re-attending within 3 months - Children	61	615	9.9%	10.0%	11.5%	11.9%
% of FP17s for the same patient ID Re-attending within 3 months - Adults	279	1,374	20.3%	15.8%	16.8%	16.0%
% of FP17s for the same patient ID Re-attending between 3 & 9 months - Children	192	615	31.2%	47.3%	47.7%	58.3%
% of FP17s for the same patient ID Re-attending between 3 & 9 months - Adults	407	1,374	29.6%	37.5%	38.2%	50.3%
% of FP17s for Band 1 Urgent Courses	243	1,978	12.3%	10.9%	10.6%	9.1%
% of FP17s Relating to Free Repair or Replacements	10	1,978	0.5%	0.5%	0.6%	0.8%
% of FP17s Relating to Continuations	8	1,978	0.4%	0.6%	0.8%	1.0%
% of Patients satisfied with the dentistry they have received	0	1	N/A	87.9%	89.3%	91.5%
% of Patients satisfied with the time they had to wait for an appointment	1	1	N/A	83.3%	84.4%	87.9%

* This is based on patients treated on this contract for their most recent course of treatment. Figures in italics indicate the base number of FP17s or Patient Questionnaire responses are less than 100. N/A is shown where the base number of responses is less than 10 during the period. % is calculated as Quantity/Base number*100

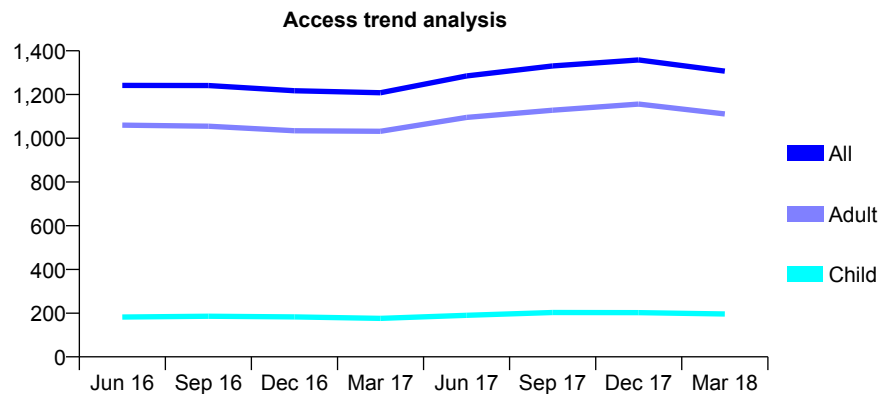
Q62 - Vital Signs At a Glance Contract Report for 263729/0001 - March 2018

Name or company name	MS A FAKI
Contract type name	GDS Contract
Purpose of contract	General
Contract start date	01/04/2006
Contract end date	

17/18 Contracted general activity (UDA)	3,178
Carry forward general activity (UDA)	-42
17/18 Contracted orthodontic activity (UOA)	0
Carry forward orthodontic activity (UOA)	0
Baseline contract value	£112,864.07

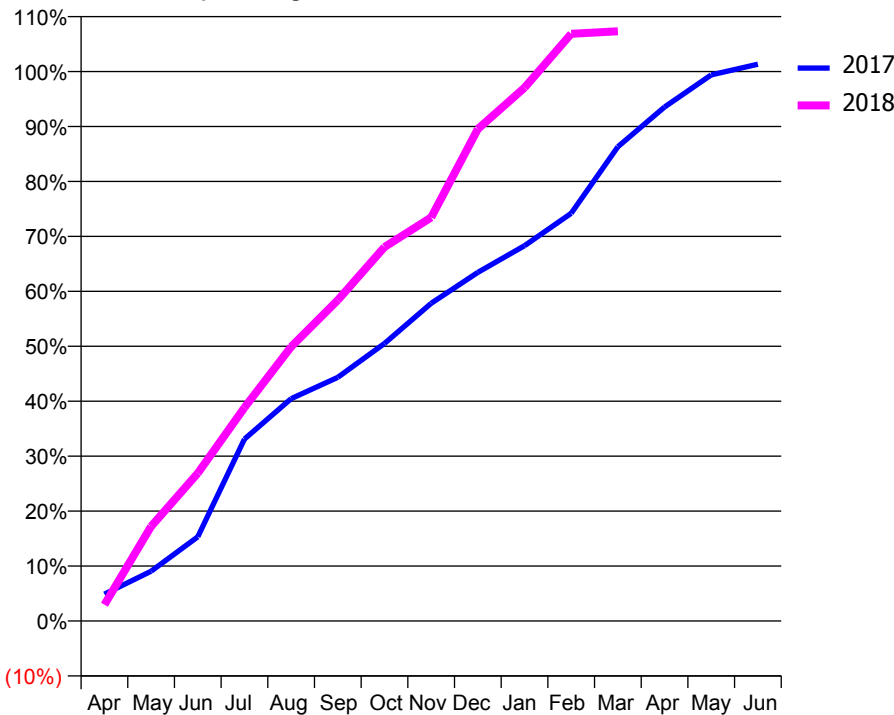
ACCESS*

Patients seen in 24 months	Total	Change since previous quarter
Quarter ending March 2017	1,208	
Quarter ending June 2017	1,285	↑
Quarter ending September 2017	1,331	↑
Quarter ending December 2017	1,358	↑
Quarter ending March 2018	1,307	↓
Variance since March 2017	8.2%	↑



ACTIVITY

Cumulative percentage of contracted UDA delivered 2017 & 2018



Month	Adjusted Scheduled Activity (UDA)	
	2017	2018
April	155	95
May	288	547
June	487	855
July	1,052	1,234
August	1,286	1,586
September	1,409	1,856
October	1,605	2,163
November	1,838	2,334
December	2,016	2,845
January	2,171	3,085
February	2,358	3,396
March	2,743	3,410
April	2,973	
May	3,159	
June	3,220	

QUALITY

	Quantity	Base Number	Contract	AT	Region	England
% of FP17s for the same patient ID Re-attending within 3 months - Children	5	188	2.7%	10.0%	11.5%	11.9%
% of FP17s for the same patient ID Re-attending within 3 months - Adults	116	1,050	11.0%	15.8%	16.8%	16.0%
% of FP17s for the same patient ID Re-attending between 3 & 9 months - Children	55	188	29.3%	47.3%	47.7%	58.3%
% of FP17s for the same patient ID Re-attending between 3 & 9 months - Adults	206	1,050	19.6%	37.5%	38.2%	50.3%
% of FP17s for Band 1 Urgent Courses	211	1,125	18.8%	10.9%	10.6%	9.1%
% of FP17s Relating to Free Repair or Replacements	8	1,125	0.7%	0.5%	0.6%	0.8%
% of FP17s Relating to Continuations	1	1,125	0.1%	0.6%	0.8%	1.0%
% of Patients satisfied with the dentistry they have received	1	2	N/A	87.9%	89.3%	91.5%
% of Patients satisfied with the time they had to wait for an appointment	0	2	N/A	83.3%	84.4%	87.9%

* This is based on patients treated on this contract for their most recent course of treatment. Figures in italics indicate the base number of FP17s or Patient Questionnaire responses are less than 100. N/A is shown where the base number of responses is less than 10 during the period. % is calculated as Quantity/Base number*100

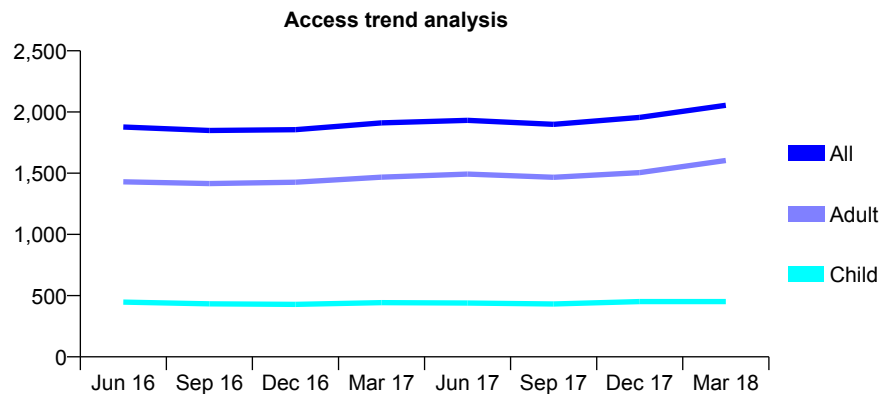
Q62 - Vital Signs At a Glance Contract Report for 263974/0001 - March 2018

Name or company name	MR A PATEL
Contract type name	GDS Contract
Purpose of contract	General
Contract start date	01/04/2006
Contract end date	

17/18 Contracted general activity (UDA)	7,011
Carry forward general activity (UDA)	48
17/18 Contracted orthodontic activity (UOA)	0
Carry forward orthodontic activity (UOA)	0
Baseline contract value	£208,161.07

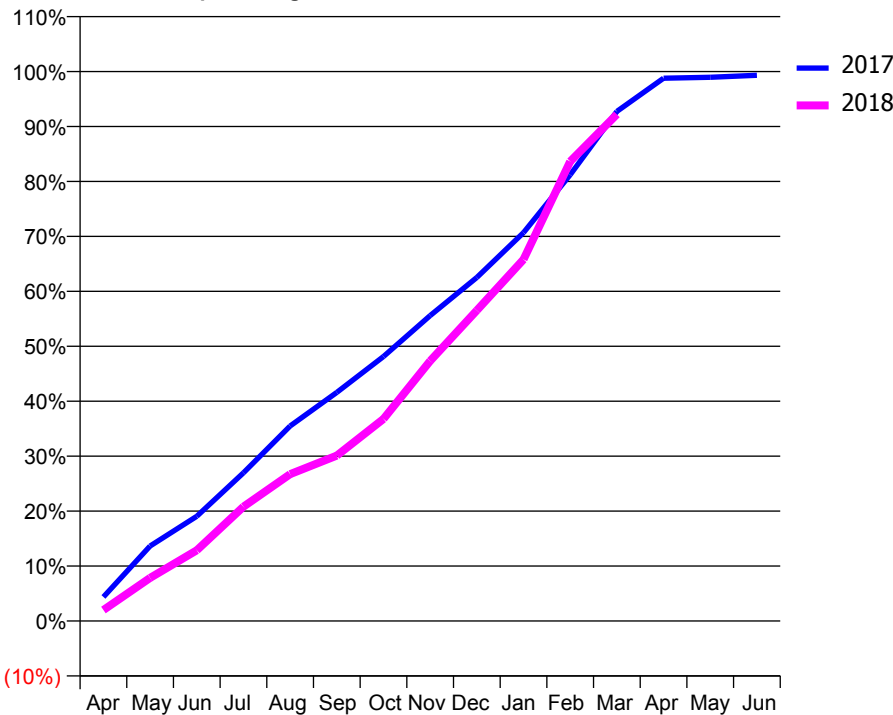
ACCESS*

Patients seen in 24 months	Total	Change since previous quarter
Quarter ending March 2017	1,911	
Quarter ending June 2017	1,932	→
Quarter ending September 2017	1,899	↓
Quarter ending December 2017	1,956	↑
Quarter ending March 2018	2,055	↑
Variance since March 2017	7.5%	↑



ACTIVITY

Cumulative percentage of contracted UDA delivered 2017 & 2018



Month	Adjusted Scheduled Activity (UDA)	
	2017	2018
April	308	141
May	956	551
June	1,336	903
July	1,891	1,459
August	2,487	1,875
September	2,918	2,110
October	3,374	2,579
November	3,898	3,318
December	4,384	3,963
January	4,956	4,614
February	5,694	5,864
March	6,502	6,465
April	6,926	
May	6,938	
June	6,963	

QUALITY

	Quantity	Base Number	Contract	AT	Region	England
% of FP17s for the same patient ID Re-attending within 3 months - Children	42	534	7.9%	10.0%	11.5%	11.9%
% of FP17s for the same patient ID Re-attending within 3 months - Adults	185	1,562	11.8%	15.8%	16.8%	16.0%
% of FP17s for the same patient ID Re-attending between 3 & 9 months - Children	199	534	37.3%	47.3%	47.7%	58.3%
% of FP17s for the same patient ID Re-attending between 3 & 9 months - Adults	410	1,562	26.2%	37.5%	38.2%	50.3%
% of FP17s for Band 1 Urgent Courses	105	1,643	6.4%	10.9%	10.6%	9.1%
% of FP17s Relating to Free Repair or Replacements	11	1,643	0.7%	0.5%	0.6%	0.8%
% of FP17s Relating to Continuations	7	1,643	0.4%	0.6%	0.8%	1.0%
% of Patients satisfied with the dentistry they have received	1	1	N/A	87.9%	89.3%	91.5%
% of Patients satisfied with the time they had to wait for an appointment	1	1	N/A	83.3%	84.4%	87.9%

* This is based on patients treated on this contract for their most recent course of treatment. Figures in italics indicate the base number of FP17s or Patient Questionnaire responses are less than 100. N/A is shown where the base number of responses is less than 10 during the period. % is calculated as Quantity/Base number*100

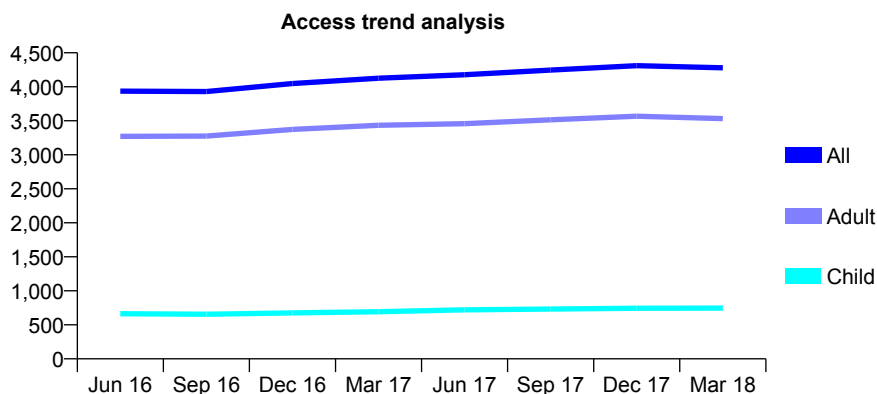
Q62 - Vital Signs At a Glance Contract Report for 271004/0001 - March 2018

Name or company name	80 Kensington Dental Clinic
Contract type name	GDS Contract
Purpose of contract	General
Contract start date	18/12/2006
Contract end date	

17/18 Contracted general activity (UDA)	16,794
Carry forward general activity (UDA)	-102
17/18 Contracted orthodontic activity (UOA)	0
Carry forward orthodontic activity (UOA)	0
Baseline contract value	£496,020.02

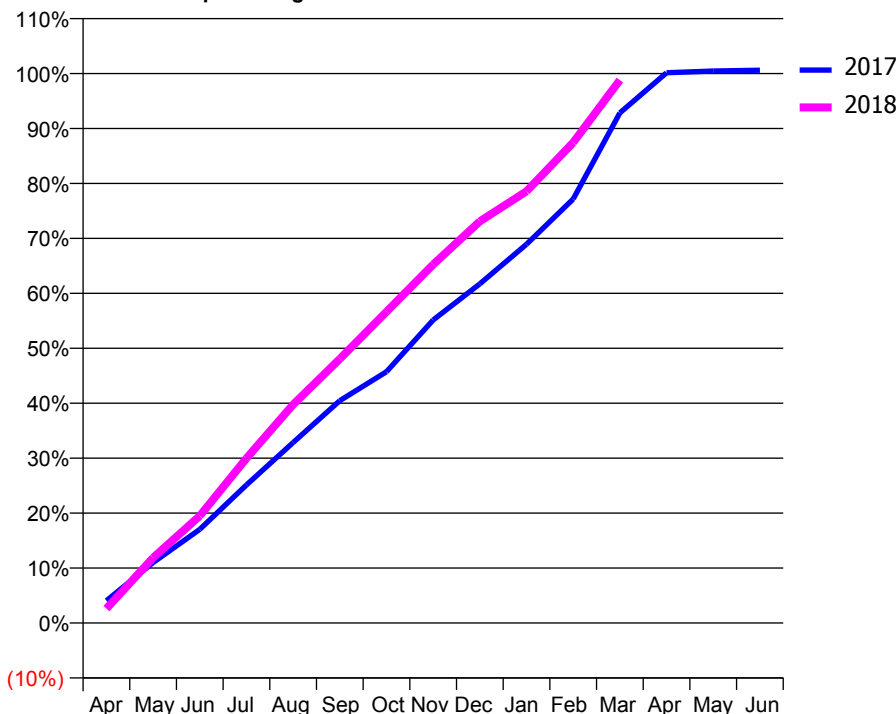
ACCESS*

Patients seen in 24 months	Total	Change since previous quarter
Quarter ending March 2017	4,127	
Quarter ending June 2017	4,177	→
Quarter ending September 2017	4,246	→
Quarter ending December 2017	4,311	→
Quarter ending March 2018	4,279	→
Variance since March 2017	3.7%	↑



ACTIVITY

Cumulative percentage of contracted UDA delivered 2017 & 2018



Month	Adjusted Scheduled Activity (UDA)	
	2017	2018
April	682	441
May	1,848	1,994
June	2,864	3,273
July	4,221	5,035
August	5,518	6,678
September	6,796	8,072
October	7,680	9,515
November	9,261	10,958
December	10,367	12,276
January	11,576	13,194
February	12,959	14,685
March	15,590	16,593
April	16,816	
May	16,872	
June	16,896	

QUALITY

	Quantity	Base Number	Contract	AT	Region	England
% of FP17s for the same patient ID Re-attending within 3 months - Children	92	864	10.6%	10.0%	11.5%	11.9%
% of FP17s for the same patient ID Re-attending within 3 months - Adults	857	3,941	21.7%	15.8%	16.8%	16.0%
% of FP17s for the same patient ID Re-attending between 3 & 9 months - Children	348	864	40.3%	47.3%	47.7%	58.3%
% of FP17s for the same patient ID Re-attending between 3 & 9 months - Adults	976	3,941	24.8%	37.5%	38.2%	50.3%
% of FP17s for Band 1 Urgent Courses	862	4,513	19.1%	10.9%	10.6%	9.1%
% of FP17s Relating to Free Repair or Replacements	20	4,513	0.4%	0.5%	0.6%	0.8%
% of FP17s Relating to Continuations	40	4,513	0.9%	0.6%	0.8%	1.0%
% of Patients satisfied with the dentistry they have received	3	4	N/A	87.9%	89.3%	91.5%
% of Patients satisfied with the time they had to wait for an appointment	4	4	N/A	83.3%	84.4%	87.9%

* This is based on patients treated on this contract for their most recent course of treatment. Figures in italics indicate the base number of FP17s or Patient Questionnaire responses are less than 100. N/A is shown where the base number of responses is less than 10 during the period. % is calculated as Quantity/Base number*100

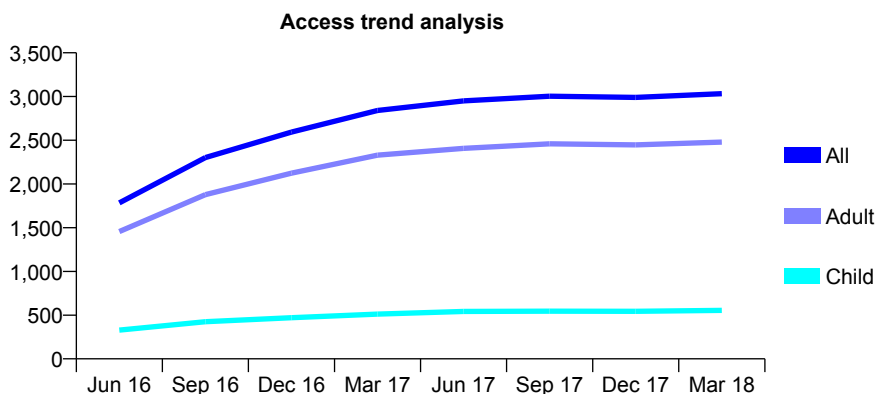
Q62 - Vital Signs At a Glance Contract Report for 271993/0001 - March 2018

Name or company name	MISS F GRAINGER
Contract type name	GDS Contract
Purpose of contract	General
Contract start date	22/06/2015
Contract end date	

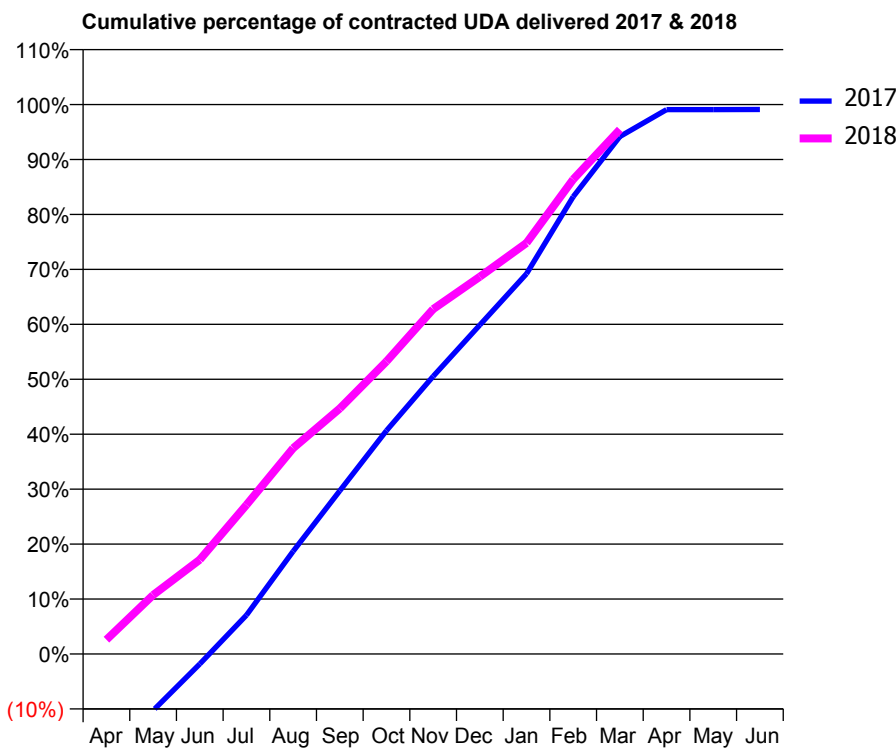
17/18 Contracted general activity (UDA)	8,581
Carry forward general activity (UDA)	78
17/18 Contracted orthodontic activity (UOA)	0
Carry forward orthodontic activity (UOA)	0
Baseline contract value	£224,274.70

ACCESS*

Patients seen in 24 months	Total	Change since previous quarter
Quarter ending March 2017	2,840	
Quarter ending June 2017	2,950	↑
Quarter ending September 2017	3,004	→
Quarter ending December 2017	2,990	→
Quarter ending March 2018	3,033	→
Variance since March 2017	6.8%	↑



ACTIVITY



Month	Adjusted Scheduled Activity (UDA)	
	2017	2018
April	-1,631	223
May	-883	921
June	-157	1,474
July	608	2,329
August	1,604	3,213
September	2,549	3,834
October	3,490	4,569
November	4,336	5,387
December	5,139	5,891
January	5,938	6,420
February	7,142	7,413
March	8,080	8,190
April	8,501	
May	8,502	
June	8,503	

QUALITY

	Quantity	Base Number	Contract	AT	Region	England
% of FP17s for the same patient ID Re-attending within 3 months - Children	57	714	8.0%	10.0%	11.5%	11.9%
% of FP17s for the same patient ID Re-attending within 3 months - Adults	414	2,680	15.4%	15.8%	16.8%	16.0%
% of FP17s for the same patient ID Re-attending between 3 & 9 months - Children	340	714	47.6%	47.3%	47.7%	58.3%
% of FP17s for the same patient ID Re-attending between 3 & 9 months - Adults	944	2,680	35.2%	37.5%	38.2%	50.3%
% of FP17s for Band 1 Urgent Courses	337	3,260	10.3%	10.9%	10.6%	9.1%
% of FP17s Relating to Free Repair or Replacements	60	3,260	1.8%	0.5%	0.6%	0.8%
% of FP17s Relating to Continuations	66	3,260	2.0%	0.6%	0.8%	1.0%
% of Patients satisfied with the dentistry they have received	5	5	N/A	87.9%	89.3%	91.5%
% of Patients satisfied with the time they had to wait for an appointment	5	5	N/A	83.3%	84.4%	87.9%

* This is based on patients treated on this contract for their most recent course of treatment. Figures in italics indicate the base number of FP17s or Patient Questionnaire responses are less than 100. N/A is shown where the base number of responses is less than 10 during the period. % is calculated as Quantity/Base number*100

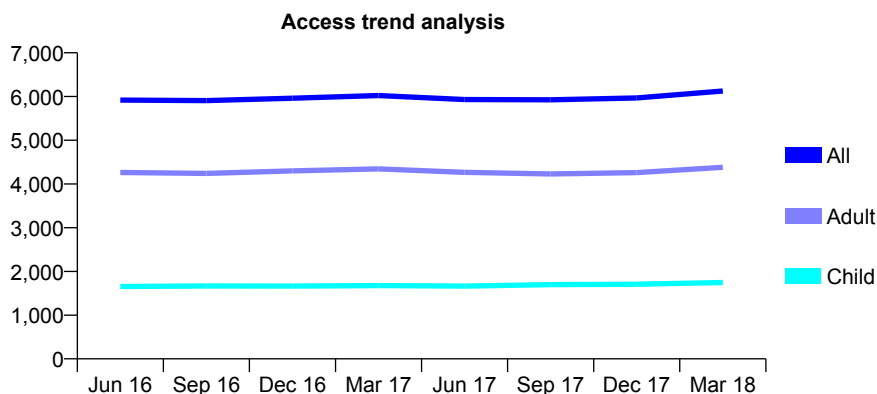
Q62 - Vital Signs At a Glance Contract Report for 273082/0001 - March 2018

Name or company name	MISS DL HUART
Contract type name	GDS Contract
Purpose of contract	General
Contract start date	13/12/2007
Contract end date	

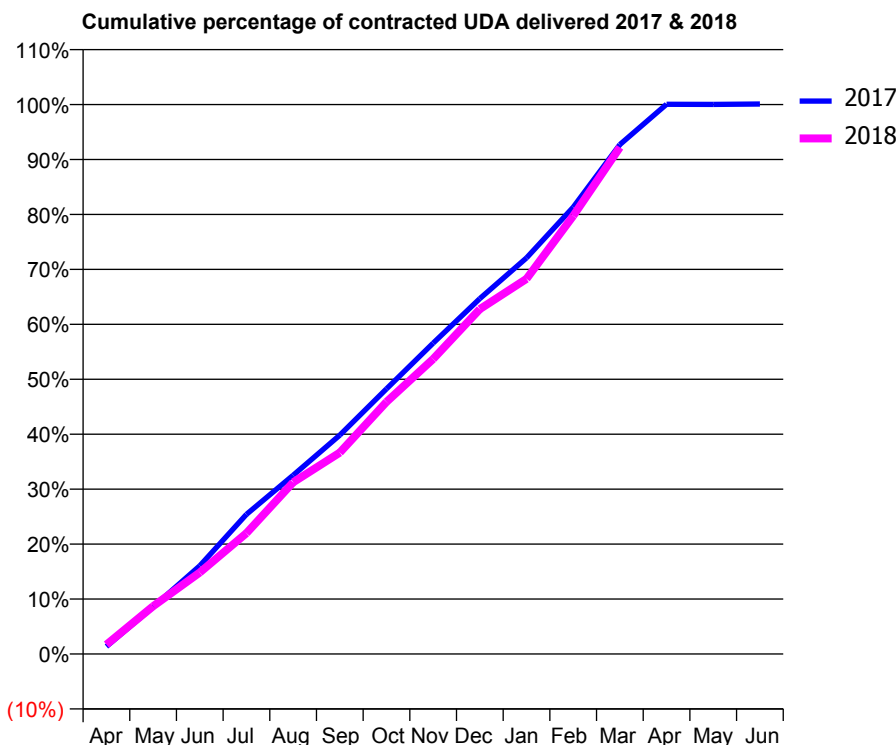
17/18 Contracted general activity (UDA)	19,180
Carry forward general activity (UDA)	-18
17/18 Contracted orthodontic activity (UOA)	0
Carry forward orthodontic activity (UOA)	0
Baseline contract value	£480,077.22

ACCESS*

Patients seen in 24 months	Total	Change since previous quarter
Quarter ending March 2017	6,021	
Quarter ending June 2017	5,931	↓
Quarter ending September 2017	5,926	→
Quarter ending December 2017	5,969	→
Quarter ending March 2018	6,127	↑
Variance since March 2017	1.8%	→



ACTIVITY



Month	Adjusted Scheduled Activity (UDA)	
	2017	2018
April	264	330
May	1,643	1,668
June	3,080	2,844
July	4,877	4,218
August	6,238	5,994
September	7,641	7,030
October	9,256	8,800
November	10,852	10,298
December	12,405	12,039
January	13,827	13,094
February	15,596	15,292
March	17,783	17,684
April	19,188	
May	19,182	
June	19,198	

QUALITY

	Quantity	Base Number	Contract	AT	Region	England
% of FP17s for the same patient ID Re-attending within 3 months - Children	149	2,231	6.7%	10.0%	11.5%	11.9%
% of FP17s for the same patient ID Re-attending within 3 months - Adults	701	5,078	13.8%	15.8%	16.8%	16.0%
% of FP17s for the same patient ID Re-attending between 3 & 9 months - Children	1,141	2,231	51.1%	47.3%	47.7%	58.3%
% of FP17s for the same patient ID Re-attending between 3 & 9 months - Adults	2,298	5,078	45.3%	37.5%	38.2%	50.3%
% of FP17s for Band 1 Urgent Courses	342	6,896	5.0%	10.9%	10.6%	9.1%
% of FP17s Relating to Free Repair or Replacements	49	6,896	0.7%	0.5%	0.6%	0.8%
% of FP17s Relating to Continuations	35	6,896	0.5%	0.6%	0.8%	1.0%
% of Patients satisfied with the dentistry they have received	3	3	N/A	87.9%	89.3%	91.5%
% of Patients satisfied with the time they had to wait for an appointment	3	3	N/A	83.3%	84.4%	87.9%

* This is based on patients treated on this contract for their most recent course of treatment. Figures in italics indicate the base number of FP17s or Patient Questionnaire responses are less than 100. N/A is shown where the base number of responses is less than 10 during the period. % is calculated as Quantity/Base number*100

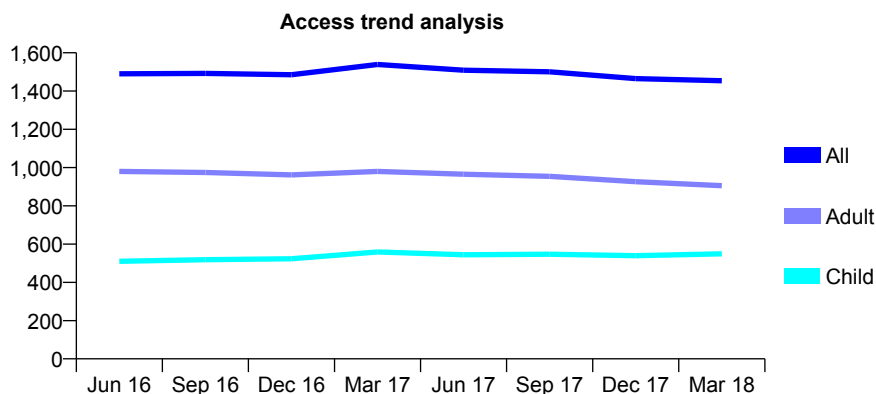
Q62 - Vital Signs At a Glance Contract Report for 273899/0001 - March 2018

Name or company name	MR A BECK
Contract type name	GDS Contract
Purpose of contract	General
Contract start date	01/04/2006
Contract end date	

17/18 Contracted general activity (UDA)	4,437
Carry forward general activity (UDA)	177
17/18 Contracted orthodontic activity (UOA)	0
Carry forward orthodontic activity (UOA)	0
Baseline contract value	£128,875.21

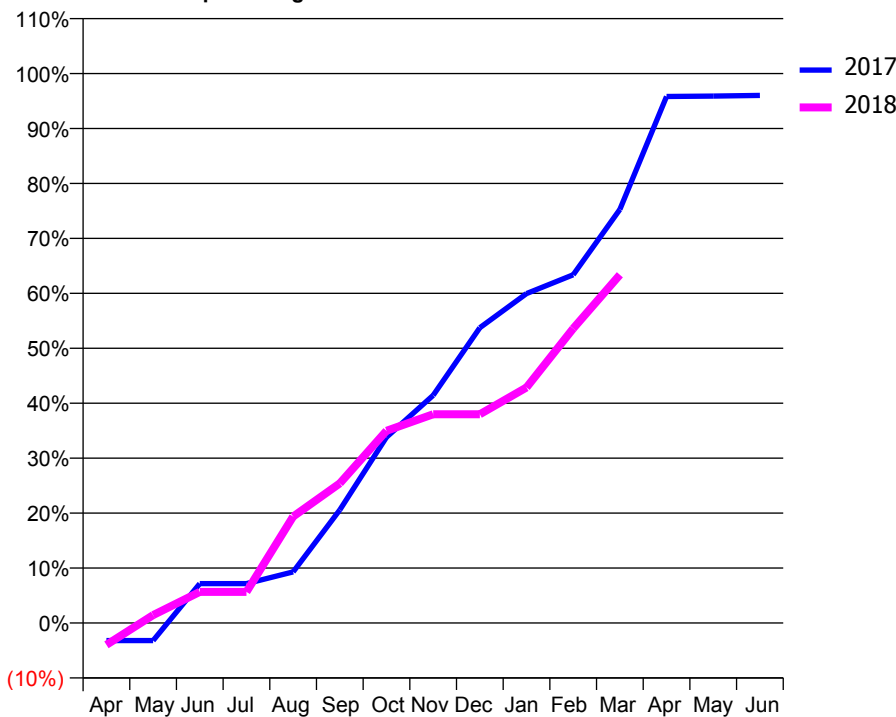
ACCESS*

Patients seen in 24 months	Total	Change since previous quarter
Quarter ending March 2017	1,539	
Quarter ending June 2017	1,509	↓
Quarter ending September 2017	1,501	→
Quarter ending December 2017	1,465	↓
Quarter ending March 2018	1,454	→
Variance since March 2017	(5.5%)	↓



ACTIVITY

Cumulative percentage of contracted UDA delivered 2017 & 2018



Month	Adjusted Scheduled Activity (UDA)	
	2017	2018
April	-143	-177
May	-143	64
June	318	251
July	318	251
August	412	860
September	913	1,128
October	1,501	1,552
November	1,839	1,685
December	2,384	1,685
January	2,660	1,902
February	2,812	2,378
March	3,339	2,812
April	4,251	
May	4,255	
June	4,260	

QUALITY

	Quantity	Base Number	Contract	AT	Region	England
% of FP17s for the same patient ID Re-attending within 3 months - Children	21	673	3.1%	10.0%	11.5%	11.9%
% of FP17s for the same patient ID Re-attending within 3 months - Adults	112	1,064	10.5%	15.8%	16.8%	16.0%
% of FP17s for the same patient ID Re-attending between 3 & 9 months - Children	373	673	55.4%	47.3%	47.7%	58.3%
% of FP17s for the same patient ID Re-attending between 3 & 9 months - Adults	514	1,064	48.3%	37.5%	38.2%	50.3%
% of FP17s for Band 1 Urgent Courses	122	1,490	8.2%	10.9%	10.6%	9.1%
% of FP17s Relating to Free Repair or Replacements	0	1,490	0.0%	0.5%	0.6%	0.8%
% of FP17s Relating to Continuations	3	1,490	0.2%	0.6%	0.8%	1.0%
% of Patients satisfied with the dentistry they have received	2	2	N/A	87.9%	89.3%	91.5%
% of Patients satisfied with the time they had to wait for an appointment	1	2	N/A	83.3%	84.4%	87.9%

* This is based on patients treated on this contract for their most recent course of treatment. Figures in italics indicate the base number of FP17s or Patient Questionnaire responses are less than 100. N/A is shown where the base number of responses is less than 10 during the period. % is calculated as Quantity/Base number*100

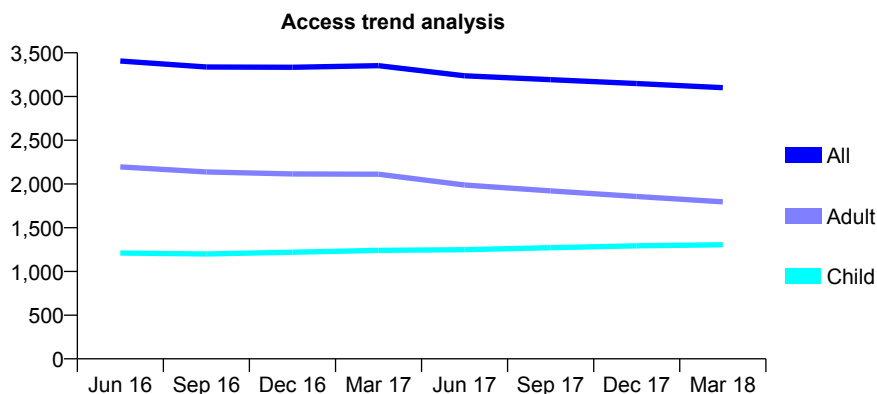
Q62 - Vital Signs At a Glance Contract Report for 277126/0001 - March 2018

Name or company name	Mr Tilak Patel
Contract type name	GDS Contract
Purpose of contract	General
Contract start date	10/04/2007
Contract end date	

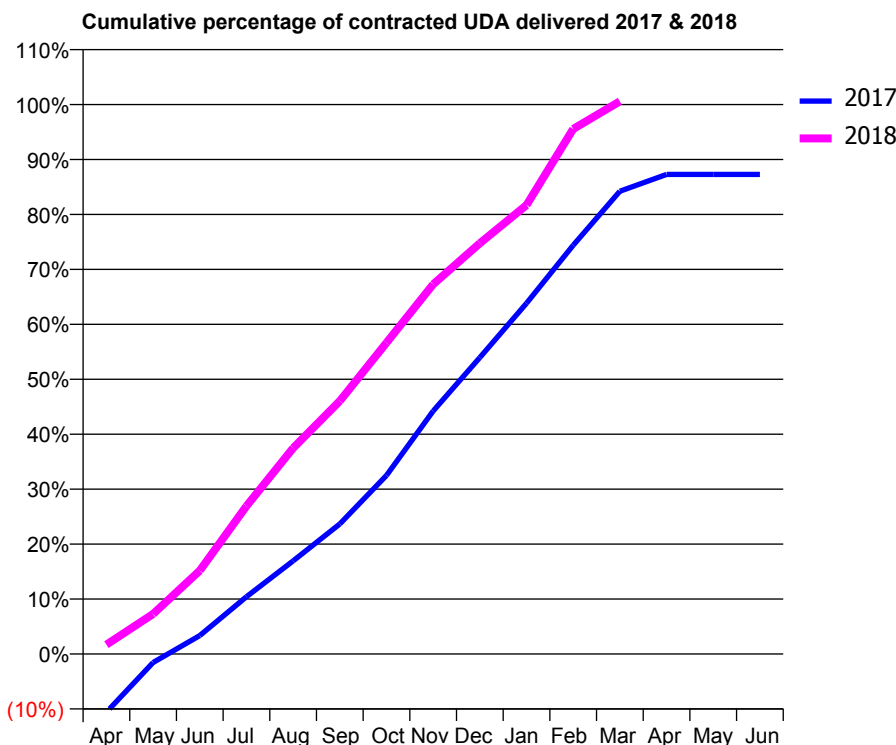
17/18 Contracted general activity (UDA)	7,925
Carry forward general activity (UDA)	0
17/18 Contracted orthodontic activity (UOA)	0
Carry forward orthodontic activity (UOA)	0
Baseline contract value	£203,531.87

ACCESS*

Patients seen in 24 months	Total	Change since previous quarter
Quarter ending March 2017	3,353	
Quarter ending June 2017	3,237	↓
Quarter ending September 2017	3,192	↓
Quarter ending December 2017	3,149	↓
Quarter ending March 2018	3,101	↓
Variance since March 2017	(7.5%)	↓



ACTIVITY



Month	Adjusted Scheduled Activity (UDA)	
	2017	2018
April	-1,050	135
May	-155	579
June	332	1,203
July	1,030	2,134
August	1,674	2,969
September	2,338	3,649
October	3,211	4,489
November	4,369	5,332
December	5,330	5,925
January	6,304	6,474
February	7,347	7,572
March	8,318	7,971
April	8,621	
May	8,621	
June	8,621	

QUALITY

	Quantity	Base Number	Contract	AT	Region	England
% of FP17s for the same patient ID Re-attending within 3 months - Children	111	1,414	7.9%	10.0%	11.5%	11.9%
% of FP17s for the same patient ID Re-attending within 3 months - Adults	246	1,473	16.7%	15.8%	16.8%	16.0%
% of FP17s for the same patient ID Re-attending between 3 & 9 months - Children	542	1,414	38.3%	47.3%	47.7%	58.3%
% of FP17s for the same patient ID Re-attending between 3 & 9 months - Adults	390	1,473	26.5%	37.5%	38.2%	50.3%
% of FP17s for Band 1 Urgent Courses	359	2,788	12.9%	10.9%	10.6%	9.1%
% of FP17s Relating to Free Repair or Replacements	5	2,788	0.2%	0.5%	0.6%	0.8%
% of FP17s Relating to Continuations	1	2,788	0.0%	0.6%	0.8%	1.0%
% of Patients satisfied with the dentistry they have received	2	2	N/A	87.9%	89.3%	91.5%
% of Patients satisfied with the time they had to wait for an appointment	2	2	N/A	83.3%	84.4%	87.9%

* This is based on patients treated on this contract for their most recent course of treatment. Figures in italics indicate the base number of FP17s or Patient Questionnaire responses are less than 100. N/A is shown where the base number of responses is less than 10 during the period. % is calculated as Quantity/Base number*100

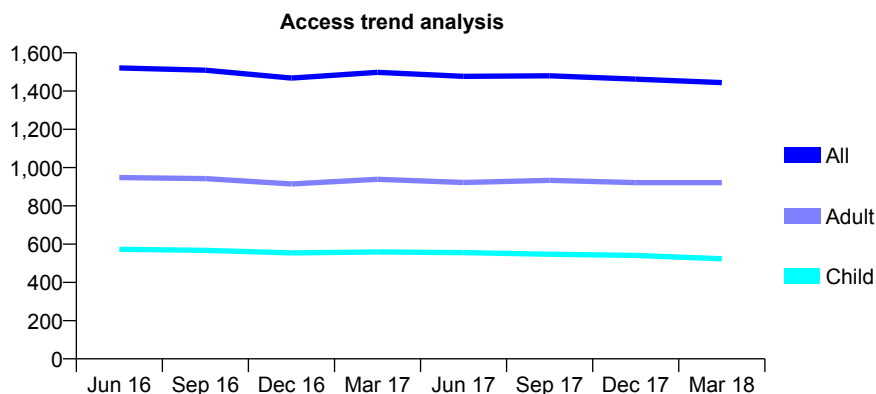
Q62 - Vital Signs At a Glance Contract Report for 279978/0001 - March 2018

Name or company name	MR AG PAUL
Contract type name	GDS Contract
Purpose of contract	General
Contract start date	01/02/2010
Contract end date	

17/18 Contracted general activity (UDA)	4,325
Carry forward general activity (UDA)	24
17/18 Contracted orthodontic activity (UOA)	0
Carry forward orthodontic activity (UOA)	0
Baseline contract value	£141,165.28

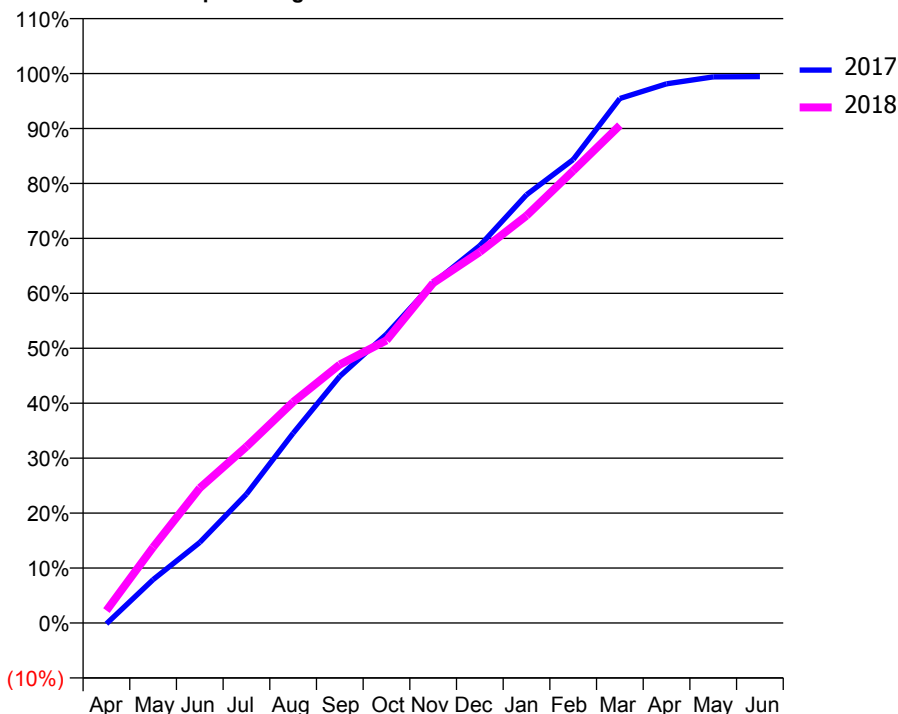
ACCESS*

Patients seen in 24 months	Total	Change since previous quarter
Quarter ending March 2017	1,498	
Quarter ending June 2017	1,477	↓
Quarter ending September 2017	1,480	→
Quarter ending December 2017	1,462	↓
Quarter ending March 2018	1,444	↓
Variance since March 2017	(3.6%)	↓



ACTIVITY

Cumulative percentage of contracted UDA delivered 2017 & 2018



Month	Adjusted Scheduled Activity (UDA)	
	2017	2018
April	-7	99
May	342	597
June	635	1,062
July	1,014	1,388
August	1,494	1,739
September	1,942	2,035
October	2,274	2,224
November	2,675	2,676
December	2,971	2,920
January	3,371	3,206
February	3,648	3,560
March	4,128	3,917
April	4,244	
May	4,299	
June	4,301	

QUALITY

	Quantity	Base Number	Contract	AT	Region	England
% of FP17s for the same patient ID Re-attending within 3 months - Children	69	930	7.4%	10.0%	11.5%	11.9%
% of FP17s for the same patient ID Re-attending within 3 months - Adults	74	1,085	6.8%	15.8%	16.8%	16.0%
% of FP17s for the same patient ID Re-attending between 3 & 9 months - Children	689	930	74.1%	47.3%	47.7%	58.3%
% of FP17s for the same patient ID Re-attending between 3 & 9 months - Adults	598	1,085	55.1%	37.5%	38.2%	50.3%
% of FP17s for Band 1 Urgent Courses	131	1,917	6.8%	10.9%	10.6%	9.1%
% of FP17s Relating to Free Repair or Replacements	4	1,917	0.2%	0.5%	0.6%	0.8%
% of FP17s Relating to Continuations	2	1,917	0.1%	0.6%	0.8%	1.0%
% of Patients satisfied with the dentistry they have received	1	1	N/A	87.9%	89.3%	91.5%
% of Patients satisfied with the time they had to wait for an appointment	1	1	N/A	83.3%	84.4%	87.9%

* This is based on patients treated on this contract for their most recent course of treatment. Figures in italics indicate the base number of FP17s or Patient Questionnaire responses are less than 100. N/A is shown where the base number of responses is less than 10 during the period. % is calculated as Quantity/Base number*100

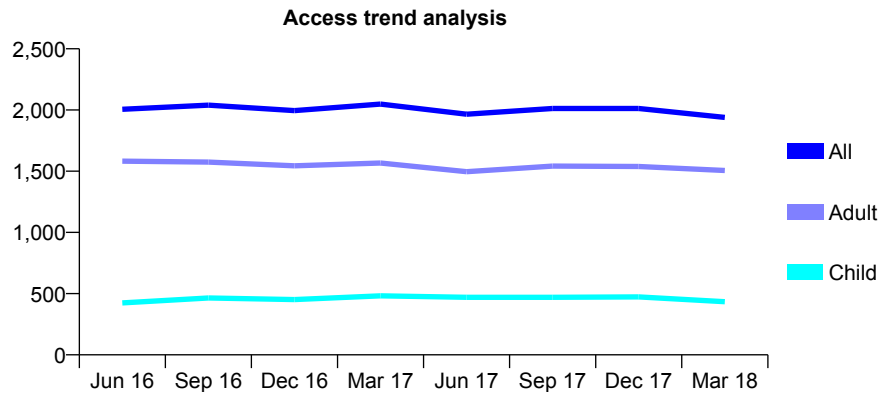
Q62 - Vital Signs At a Glance Contract Report for 283460/0001 - March 2018

Name or company name	MR S KAMYAB
Contract type name	GDS Contract
Purpose of contract	General
Contract start date	26/11/2007
Contract end date	

17/18 Contracted general activity (UDA)	8,675
Carry forward general activity (UDA)	0
17/18 Contracted orthodontic activity (UOA)	0
Carry forward orthodontic activity (UOA)	0
Baseline contract value	£226,671.99

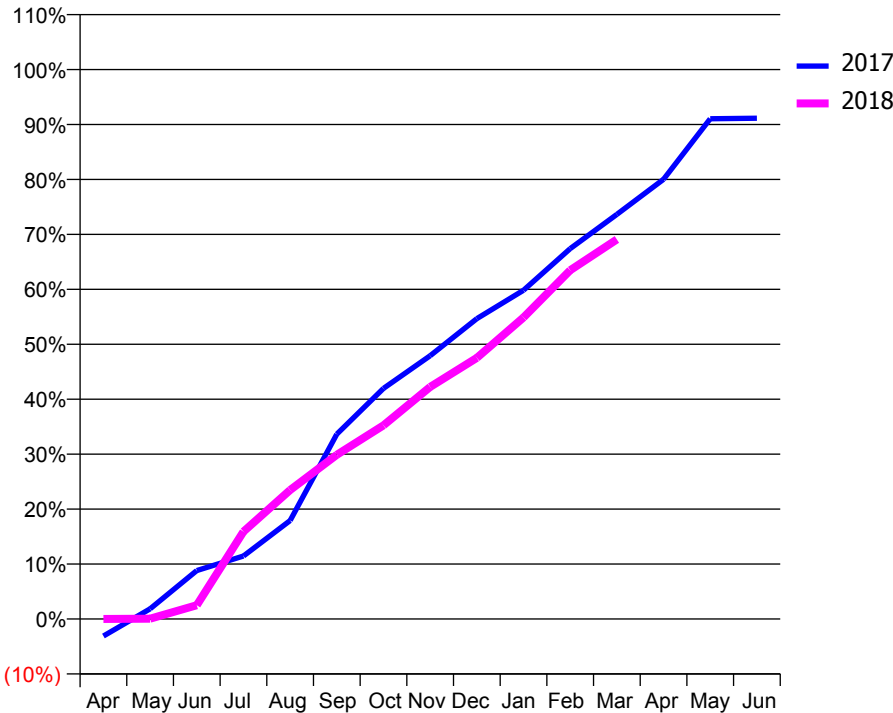
ACCESS*

Patients seen in 24 months	Total	Change since previous quarter
Quarter ending March 2017	2,049	
Quarter ending June 2017	1,966	↓
Quarter ending September 2017	2,012	↑
Quarter ending December 2017	2,012	→
Quarter ending March 2018	1,940	↓
Variance since March 2017	(5.3%)	↓



ACTIVITY

Cumulative percentage of contracted UDA delivered 2017 & 2018



Month	Adjusted Scheduled Activity (UDA)	
	2017	2018
April	-271	0
May	161	6
June	766	217
July	995	1,380
August	1,554	2,036
September	2,918	2,592
October	3,641	3,057
November	4,156	3,663
December	4,741	4,123
January	5,190	4,760
February	5,847	5,506
March	6,389	5,992
April	6,942	
May	7,897	
June	7,906	

QUALITY

	Quantity	Base Number	Contract	AT	Region	England
% of FP17s for the same patient ID Re-attending within 3 months - Children	24	461	5.2%	10.0%	11.5%	11.9%
% of FP17s for the same patient ID Re-attending within 3 months - Adults	132	1,626	8.1%	15.8%	16.8%	16.0%
% of FP17s for the same patient ID Re-attending between 3 & 9 months - Children	85	461	18.4%	47.3%	47.7%	58.3%
% of FP17s for the same patient ID Re-attending between 3 & 9 months - Adults	230	1,626	14.1%	37.5%	38.2%	50.3%
% of FP17s for Band 1 Urgent Courses	285	1,702	16.7%	10.9%	10.6%	9.1%
% of FP17s Relating to Free Repair or Replacements	6	1,702	0.4%	0.5%	0.6%	0.8%
% of FP17s Relating to Continuations	13	1,702	0.8%	0.6%	0.8%	1.0%
% of Patients satisfied with the dentistry they have received	3	3	N/A	87.9%	89.3%	91.5%
% of Patients satisfied with the time they had to wait for an appointment	3	3	N/A	83.3%	84.4%	87.9%

* This is based on patients treated on this contract for their most recent course of treatment. Figures in italics indicate the base number of FP17s or Patient Questionnaire responses are less than 100. N/A is shown where the base number of responses is less than 10 during the period. % is calculated as Quantity/Base number*100

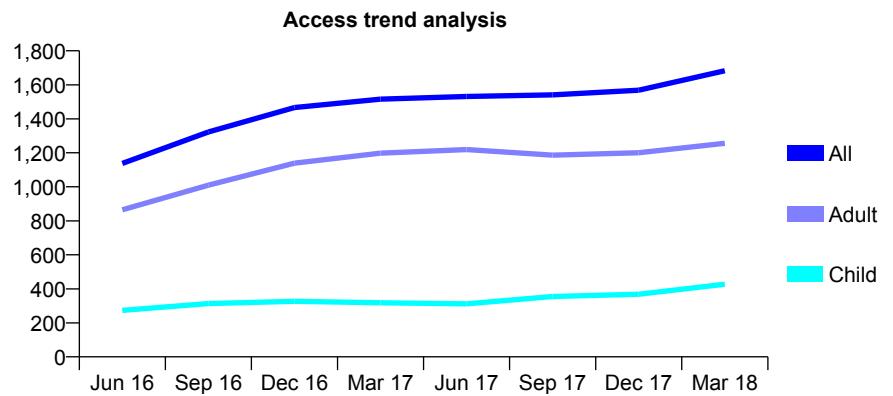
Q62 - Vital Signs At a Glance Contract Report for 283460/0008 - March 2018

Name or company name	MR S KAMYAB
Contract type name	GDS Contract
Purpose of contract	General
Contract start date	01/04/2015
Contract end date	

17/18 Contracted general activity (UDA)	6,200
Carry forward general activity (UDA)	242
17/18 Contracted orthodontic activity (UOA)	0
Carry forward orthodontic activity (UOA)	0
Baseline contract value	£156,535.06

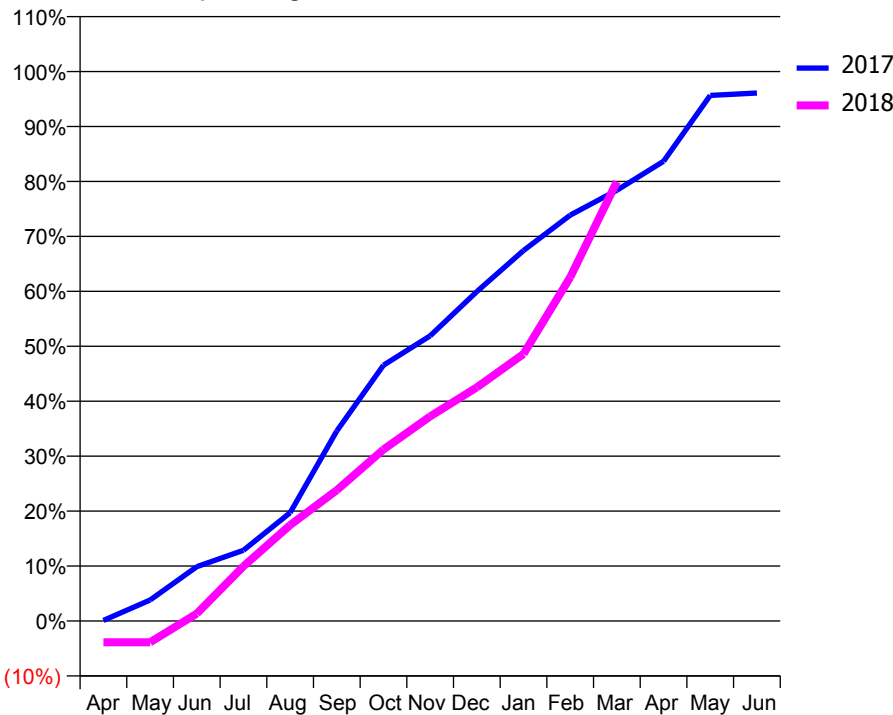
ACCESS*

Patients seen in 24 months	Total	Change since previous quarter
Quarter ending March 2017	1,516	
Quarter ending June 2017	1,531	→
Quarter ending September 2017	1,541	→
Quarter ending December 2017	1,568	→
Quarter ending March 2018	1,683	↑
Variance since March 2017	11.0%	↑



ACTIVITY

Cumulative percentage of contracted UDA delivered 2017 & 2018



Month	Adjusted Scheduled Activity (UDA)	
	2017	2018
April	7	-242
May	236	-241
June	613	84
July	798	617
August	1,223	1,082
September	2,145	1,477
October	2,887	1,936
November	3,217	2,309
December	3,717	2,636
January	4,180	3,014
February	4,580	3,878
March	4,861	4,956
April	5,187	
May	5,931	
June	5,958	

QUALITY

	Quantity	Base Number	Contract	AT	Region	England
% of FP17s for the same patient ID Re-attending within 3 months - Children	15	482	3.1%	10.0%	11.5%	11.9%
% of FP17s for the same patient ID Re-attending within 3 months - Adults	104	1,410	7.4%	15.8%	16.8%	16.0%
% of FP17s for the same patient ID Re-attending between 3 & 9 months - Children	55	482	11.4%	47.3%	47.7%	58.3%
% of FP17s for the same patient ID Re-attending between 3 & 9 months - Adults	130	1,410	9.2%	37.5%	38.2%	50.3%
% of FP17s for Band 1 Urgent Courses	282	1,607	17.5%	10.9%	10.6%	9.1%
% of FP17s Relating to Free Repair or Replacements	4	1,607	0.2%	0.5%	0.6%	0.8%
% of FP17s Relating to Continuations	13	1,607	0.8%	0.6%	0.8%	1.0%
% of Patients satisfied with the dentistry they have received	2	2	N/A	87.9%	89.3%	91.5%
% of Patients satisfied with the time they had to wait for an appointment	2	2	N/A	83.3%	84.4%	87.9%

* This is based on patients treated on this contract for their most recent course of treatment. Figures in italics indicate the base number of FP17s or Patient Questionnaire responses are less than 100. N/A is shown where the base number of responses is less than 10 during the period. % is calculated as Quantity/Base number*100

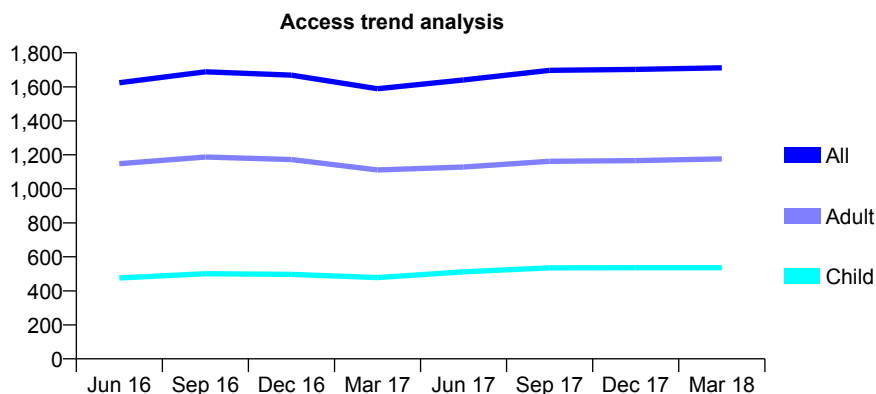
Q62 - Vital Signs At a Glance Contract Report for 295655/0001 - March 2018

Name or company name	MRS P BABATAHERI
Contract type name	GDS Contract
Purpose of contract	General
Contract start date	01/09/2013
Contract end date	

17/18 Contracted general activity (UDA)	4,112
Carry forward general activity (UDA)	24
17/18 Contracted orthodontic activity (UOA)	0
Carry forward orthodontic activity (UOA)	0
Baseline contract value	£107,487.22

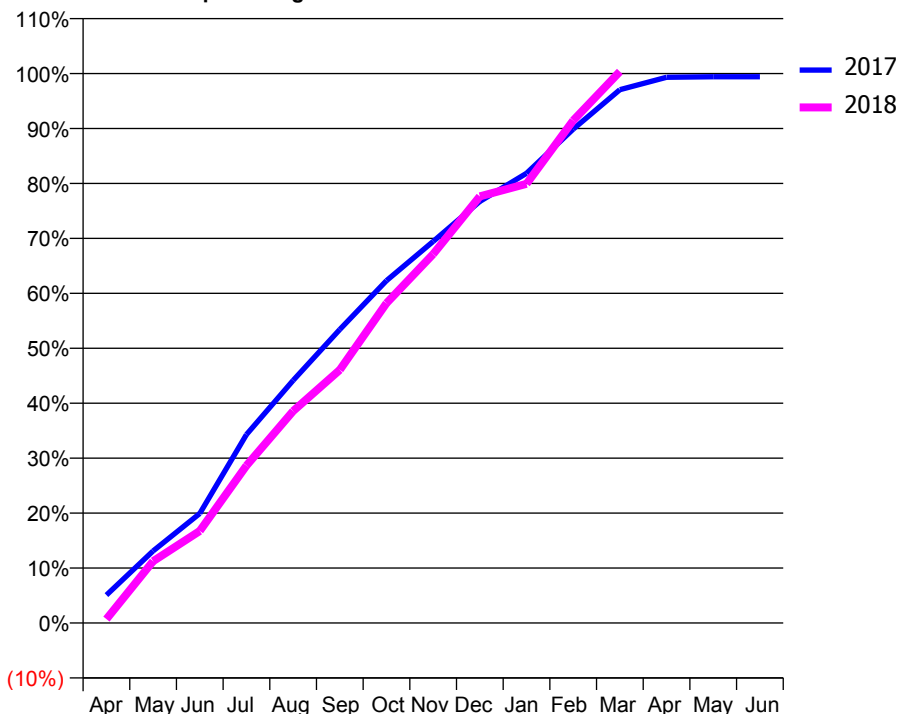
ACCESS*

Patients seen in 24 months	Total	Change since previous quarter
Quarter ending March 2017	1,589	
Quarter ending June 2017	1,640	↑
Quarter ending September 2017	1,697	↑
Quarter ending December 2017	1,702	→
Quarter ending March 2018	1,712	→
Variance since March 2017	7.7%	↑



ACTIVITY

Cumulative percentage of contracted UDA delivered 2017 & 2018



Month	Adjusted Scheduled Activity (UDA)	
	2017	2018
April	209	30
May	540	463
June	820	689
July	1,410	1,178
August	1,815	1,586
September	2,196	1,895
October	2,562	2,393
November	2,856	2,760
December	3,155	3,192
January	3,365	3,286
February	3,696	3,761
March	3,991	4,126
April	4,084	
May	4,088	
June	4,088	

QUALITY

	Quantity	Base Number	Contract	AT	Region	England
% of FP17s for the same patient ID Re-attending within 3 months - Children	40	670	6.0%	10.0%	11.5%	11.9%
% of FP17s for the same patient ID Re-attending within 3 months - Adults	103	1,223	8.4%	15.8%	16.8%	16.0%
% of FP17s for the same patient ID Re-attending between 3 & 9 months - Children	312	670	46.6%	47.3%	47.7%	58.3%
% of FP17s for the same patient ID Re-attending between 3 & 9 months - Adults	397	1,223	32.5%	37.5%	38.2%	50.3%
% of FP17s for Band 1 Urgent Courses	136	1,838	7.4%	10.9%	10.6%	9.1%
% of FP17s Relating to Free Repair or Replacements	6	1,838	0.3%	0.5%	0.6%	0.8%
% of FP17s Relating to Continuations	19	1,838	1.0%	0.6%	0.8%	1.0%
% of Patients satisfied with the dentistry they have received	1	1	N/A	87.9%	89.3%	91.5%
% of Patients satisfied with the time they had to wait for an appointment	1	1	N/A	83.3%	84.4%	87.9%

* This is based on patients treated on this contract for their most recent course of treatment. Figures in italics indicate the base number of FP17s or Patient Questionnaire responses are less than 100. N/A is shown where the base number of responses is less than 10 during the period. % is calculated as Quantity/Base number*100

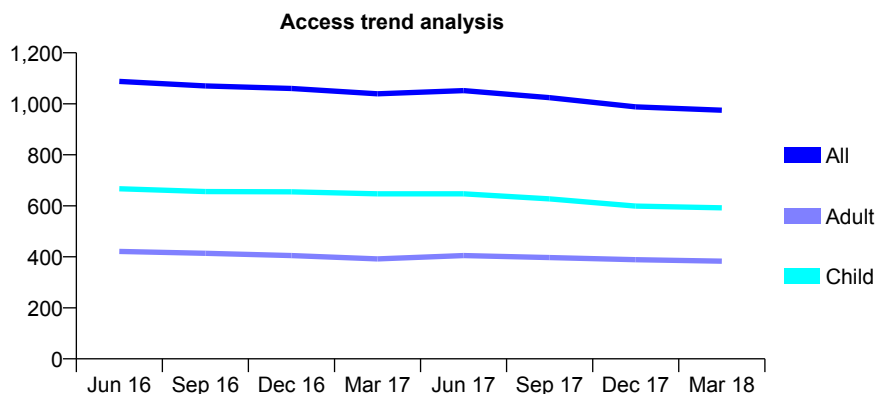
Q62 - Vital Signs At a Glance Contract Report for 300217/0002 - March 2018

Name or company name	MR SS LAWSON
Contract type name	GDS Contract
Purpose of contract	General
Contract start date	05/06/2011
Contract end date	

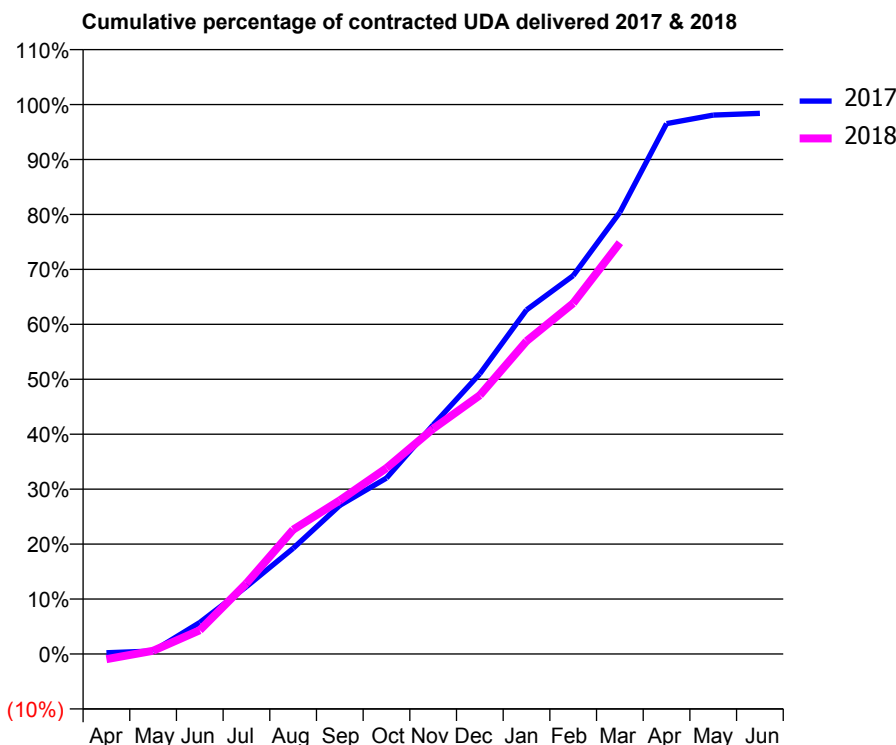
17/18 Contracted general activity (UDA)	2,192
Carry forward general activity (UDA)	35
17/18 Contracted orthodontic activity (UOA)	0
Carry forward orthodontic activity (UOA)	0
Baseline contract value	£55,961.96

ACCESS*

Patients seen in 24 months	Total	Change since previous quarter
Quarter ending March 2017	1,039	
Quarter ending June 2017	1,052	→
Quarter ending September 2017	1,024	↓
Quarter ending December 2017	988	↓
Quarter ending March 2018	975	↓
Variance since March 2017	(6.2%)	↓



ACTIVITY



Month	Adjusted Scheduled Activity (UDA)	
	2017	2018
April	5	-21
May	12	13
June	126	95
July	269	282
August	421	496
September	593	613
October	702	742
November	914	899
December	1,118	1,032
January	1,373	1,248
February	1,509	1,399
March	1,762	1,641
April	2,116	
May	2,150	
June	2,157	

QUALITY

	Quantity	Base Number	Contract	AT	Region	England
% of FP17s for the same patient ID Re-attending within 3 months - Children	40	823	4.9%	10.0%	11.5%	11.9%
% of FP17s for the same patient ID Re-attending within 3 months - Adults	46	353	13.0%	15.8%	16.8%	16.0%
% of FP17s for the same patient ID Re-attending between 3 & 9 months - Children	516	823	62.7%	47.3%	47.7%	58.3%
% of FP17s for the same patient ID Re-attending between 3 & 9 months - Adults	145	353	41.1%	37.5%	38.2%	50.3%
% of FP17s for Band 1 Urgent Courses	89	984	9.0%	10.9%	10.6%	9.1%
% of FP17s Relating to Free Repair or Replacements	0	984	0.0%	0.5%	0.6%	0.8%
% of FP17s Relating to Continuations	0	984	0.0%	0.6%	0.8%	1.0%
% of Patients satisfied with the dentistry they have received	0	0	N/A	87.9%	89.3%	91.5%
% of Patients satisfied with the time they had to wait for an appointment	0	0	N/A	83.3%	84.4%	87.9%

* This is based on patients treated on this contract for their most recent course of treatment. Figures in italics indicate the base number of FP17s or Patient Questionnaire responses are less than 100. N/A is shown where the base number of responses is less than 10 during the period. % is calculated as Quantity/Base number*100

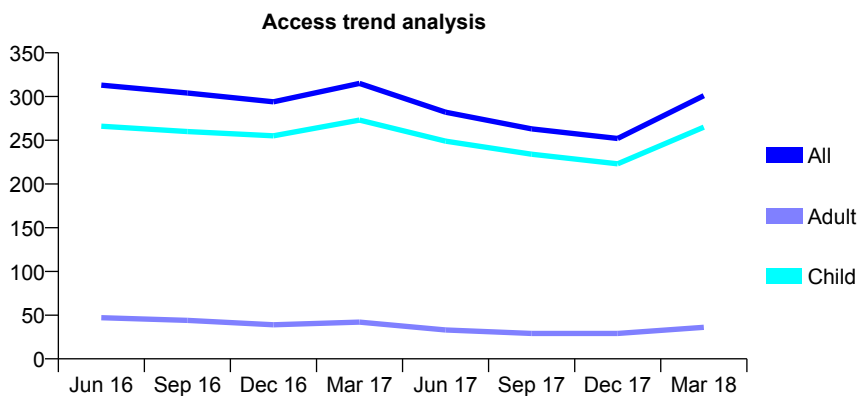
Q62 - Vital Signs At a Glance Contract Report for 306339/0001 - March 2018

Name or company name	MR P VOHRA
Contract type name	GDS Contract
Purpose of contract	General
Contract start date	01/04/2006
Contract end date	

17/18 Contracted general activity (UDA)	369
Carry forward general activity (UDA)	-7
17/18 Contracted orthodontic activity (UOA)	0
Carry forward orthodontic activity (UOA)	0
Baseline contract value	£8,485.04

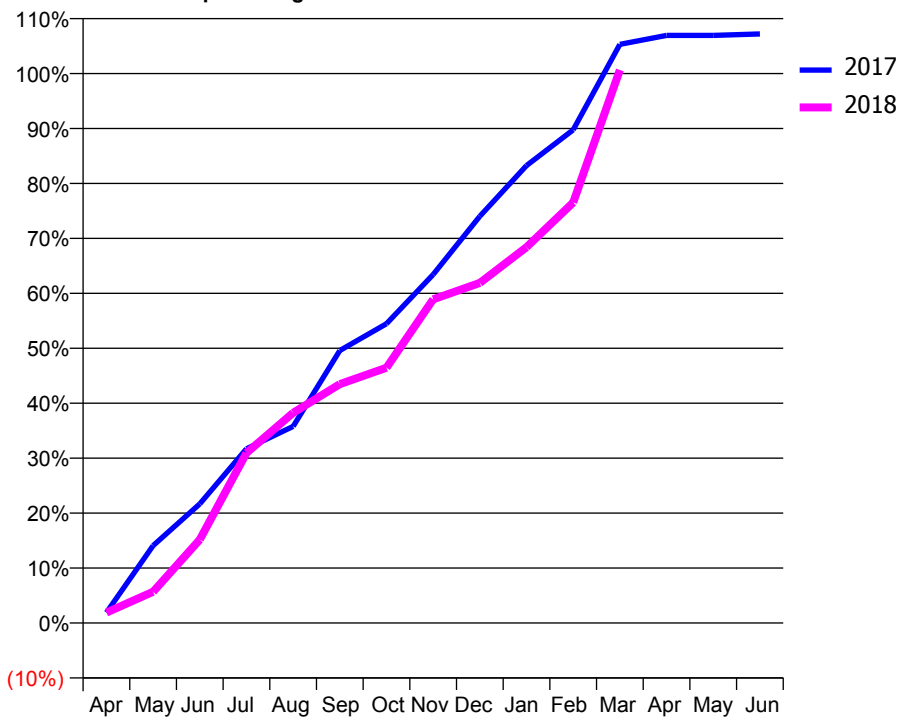
ACCESS*

Patients seen in 24 months	Total	Change since previous quarter
Quarter ending March 2017	315	
Quarter ending June 2017	282	↓
Quarter ending September 2017	263	↓
Quarter ending December 2017	252	↓
Quarter ending March 2018	301	↑
Variance since March 2017	(4.4%)	↓



ACTIVITY

Cumulative percentage of contracted UDA delivered 2017 & 2018



Month	Adjusted Scheduled Activity (UDA)	
	2017	2018
April	7	7
May	52	21
June	80	56
July	117	114
August	132	141
September	183	160
October	201	171
November	234	217
December	273	228
January	307	252
February	331	282
March	389	371
April	395	
May	395	
June	396	

QUALITY

	Quantity	Base Number	Contract	AT	Region	England
% of FP17s for the same patient ID Re-attending within 3 months - Children	7	220	3.2%	10.0%	11.5%	11.9%
% of FP17s for the same patient ID Re-attending within 3 months - Adults	0	9	0.0%	15.8%	16.8%	16.0%
% of FP17s for the same patient ID Re-attending between 3 & 9 months - Children	42	220	19.1%	47.3%	47.7%	58.3%
% of FP17s for the same patient ID Re-attending between 3 & 9 months - Adults	0	9	0.0%	37.5%	38.2%	50.3%
% of FP17s for Band 1 Urgent Courses	2	222	0.9%	10.9%	10.6%	9.1%
% of FP17s Relating to Free Repair or Replacements	0	222	0.0%	0.5%	0.6%	0.8%
% of FP17s Relating to Continuations	0	222	0.0%	0.6%	0.8%	1.0%
% of Patients satisfied with the dentistry they have received	0	0	N/A	87.9%	89.3%	91.5%
% of Patients satisfied with the time they had to wait for an appointment	0	0	N/A	83.3%	84.4%	87.9%

* This is based on patients treated on this contract for their most recent course of treatment. Figures in italics indicate the base number of FP17s or Patient Questionnaire responses are less than 100. N/A is shown where the base number of responses is less than 10 during the period. % is calculated as Quantity/Base number*100

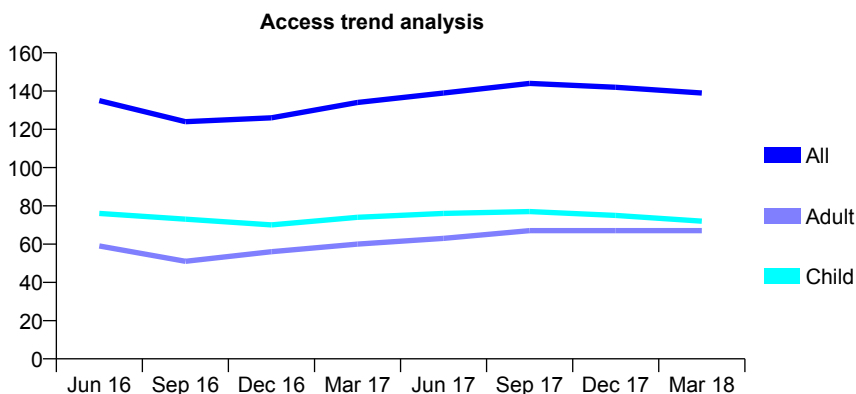
Q62 - Vital Signs At a Glance Contract Report for 318787/0001 - March 2018

Name or company name	MR PJ LASKOWSKI
Contract type name	GDS Contract
Purpose of contract	General
Contract start date	01/04/2006
Contract end date	

17/18 Contracted general activity (UDA)	697
Carry forward general activity (UDA)	0
17/18 Contracted orthodontic activity (UOA)	0
Carry forward orthodontic activity (UOA)	0
Baseline contract value	£20,069.56

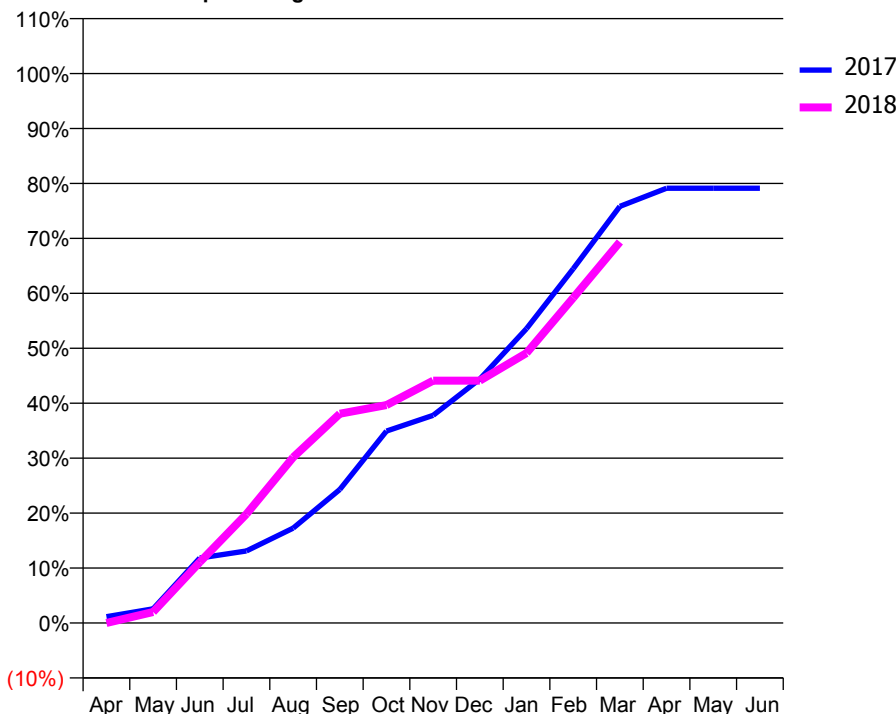
ACCESS*

Patients seen in 24 months	Total	Change since previous quarter
Quarter ending March 2017	134	
Quarter ending June 2017	139	↑
Quarter ending September 2017	144	↑
Quarter ending December 2017	142	↓
Quarter ending March 2018	139	↓
Variance since March 2017	3.7%	↑



ACTIVITY

Cumulative percentage of contracted UDA delivered 2017 & 2018



Month	Adjusted Scheduled Activity (UDA)	
	2017	2018
April	8	0
May	18	14
June	82	77
July	91	138
August	120	210
September	169	265
October	243	276
November	263	307
December	309	307
January	373	342
February	449	412
March	528	483
April	551	
May	551	
June	551	

QUALITY

	Quantity	Base Number	Contract	AT	Region	England
% of FP17s for the same patient ID Re-attending within 3 months - Children	0	83	0.0%	10.0%	11.5%	11.9%
% of FP17s for the same patient ID Re-attending within 3 months - Adults	13	74	17.6%	15.8%	16.8%	16.0%
% of FP17s for the same patient ID Re-attending between 3 & 9 months - Children	56	83	67.5%	47.3%	47.7%	58.3%
% of FP17s for the same patient ID Re-attending between 3 & 9 months - Adults	37	74	50.0%	37.5%	38.2%	50.3%
% of FP17s for Band 1 Urgent Courses	2	151	1.3%	10.9%	10.6%	9.1%
% of FP17s Relating to Free Repair or Replacements	0	151	0.0%	0.5%	0.6%	0.8%
% of FP17s Relating to Continuations	3	151	2.0%	0.6%	0.8%	1.0%
% of Patients satisfied with the dentistry they have received	0	0	N/A	87.9%	89.3%	91.5%
% of Patients satisfied with the time they had to wait for an appointment	0	0	N/A	83.3%	84.4%	87.9%

* This is based on patients treated on this contract for their most recent course of treatment. Figures in italics indicate the base number of FP17s or Patient Questionnaire responses are less than 100. N/A is shown where the base number of responses is less than 10 during the period. % is calculated as Quantity/Base number*100

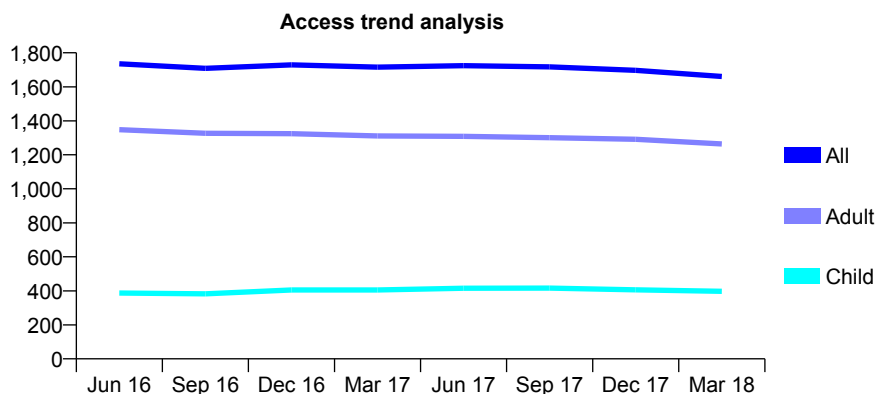
Q62 - Vital Signs At a Glance Contract Report for 321419/0001 - March 2018

Name or company name	MR MA AMIN
Contract type name	GDS Contract
Purpose of contract	General
Contract start date	01/04/2006
Contract end date	

17/18 Contracted general activity (UDA)	4,402
Carry forward general activity (UDA)	0
17/18 Contracted orthodontic activity (UOA)	0
Carry forward orthodontic activity (UOA)	0
Baseline contract value	£126,897.40

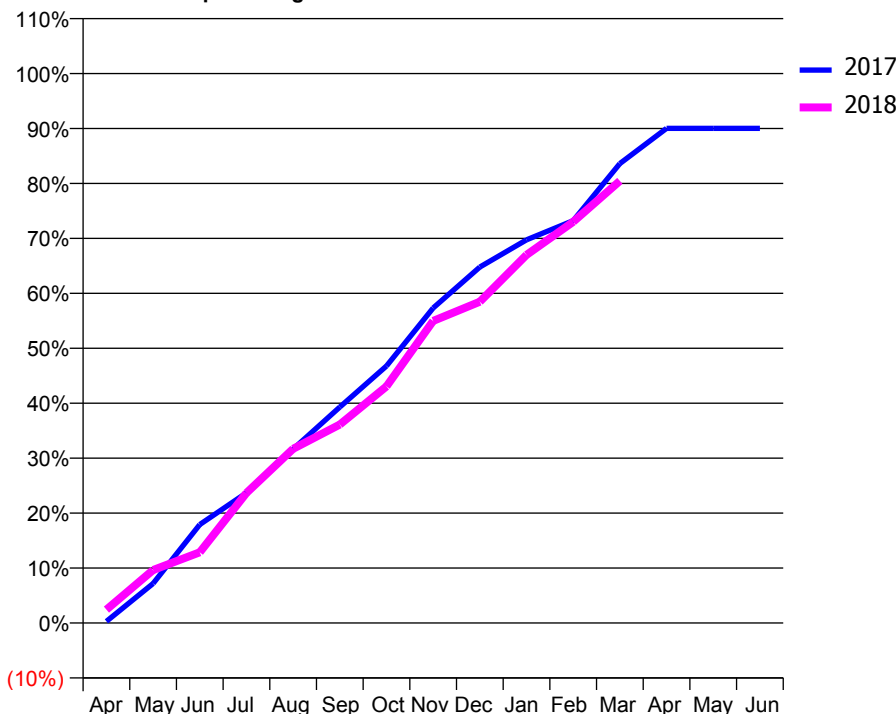
ACCESS*

Patients seen in 24 months	Total	Change since previous quarter
Quarter ending March 2017	1,716	
Quarter ending June 2017	1,724	→
Quarter ending September 2017	1,717	→
Quarter ending December 2017	1,697	↓
Quarter ending March 2018	1,661	↓
Variance since March 2017	(3.2%)	↓



ACTIVITY

Cumulative percentage of contracted UDA delivered 2017 & 2018



Adjusted Scheduled Activity (UDA)

Month	2017	2018
April	13	107
May	317	425
June	789	567
July	1,044	1,042
August	1,393	1,396
September	1,730	1,590
October	2,059	1,896
November	2,524	2,420
December	2,852	2,574
January	3,070	2,949
February	3,224	3,214
March	3,681	3,541
April	3,962	
May	3,962	
June	3,962	

QUALITY

	Quantity	Base Number	Contract	AT	Region	England
% of FP17s for the same patient ID Re-attending within 3 months - Children	32	542	5.9%	10.0%	11.5%	11.9%
% of FP17s for the same patient ID Re-attending within 3 months - Adults	52	1,132	4.6%	15.8%	16.8%	16.0%
% of FP17s for the same patient ID Re-attending between 3 & 9 months - Children	304	542	56.1%	47.3%	47.7%	58.3%
% of FP17s for the same patient ID Re-attending between 3 & 9 months - Adults	398	1,132	35.2%	37.5%	38.2%	50.3%
% of FP17s for Band 1 Urgent Courses	106	1,570	6.8%	10.9%	10.6%	9.1%
% of FP17s Relating to Free Repair or Replacements	0	1,570	0.0%	0.5%	0.6%	0.8%
% of FP17s Relating to Continuations	7	1,570	0.4%	0.6%	0.8%	1.0%
% of Patients satisfied with the dentistry they have received	2	2	N/A	87.9%	89.3%	91.5%
% of Patients satisfied with the time they had to wait for an appointment	2	2	N/A	83.3%	84.4%	87.9%

* This is based on patients treated on this contract for their most recent course of treatment. Figures in italics indicate the base number of FP17s or Patient Questionnaire responses are less than 100. N/A is shown where the base number of responses is less than 10 during the period. % is calculated as Quantity/Base number*100

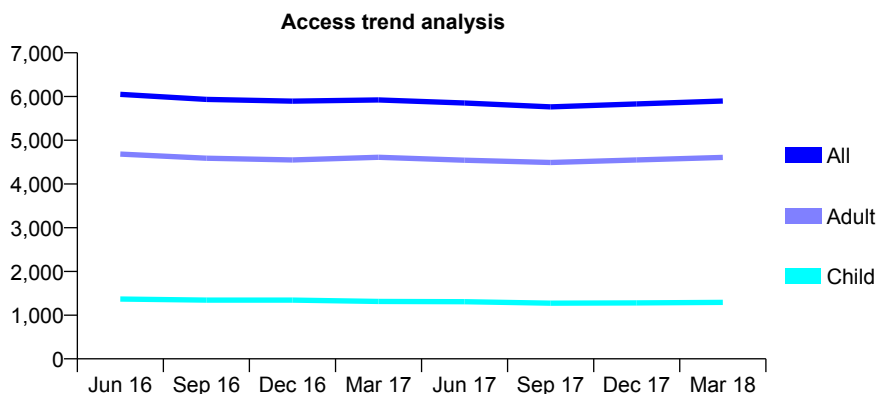
Q62 - Vital Signs At a Glance Contract Report for 322008/0001 - March 2018

Name or company name	MR D SHAH
Contract type name	GDS Contract
Purpose of contract	General
Contract start date	01/04/2006
Contract end date	

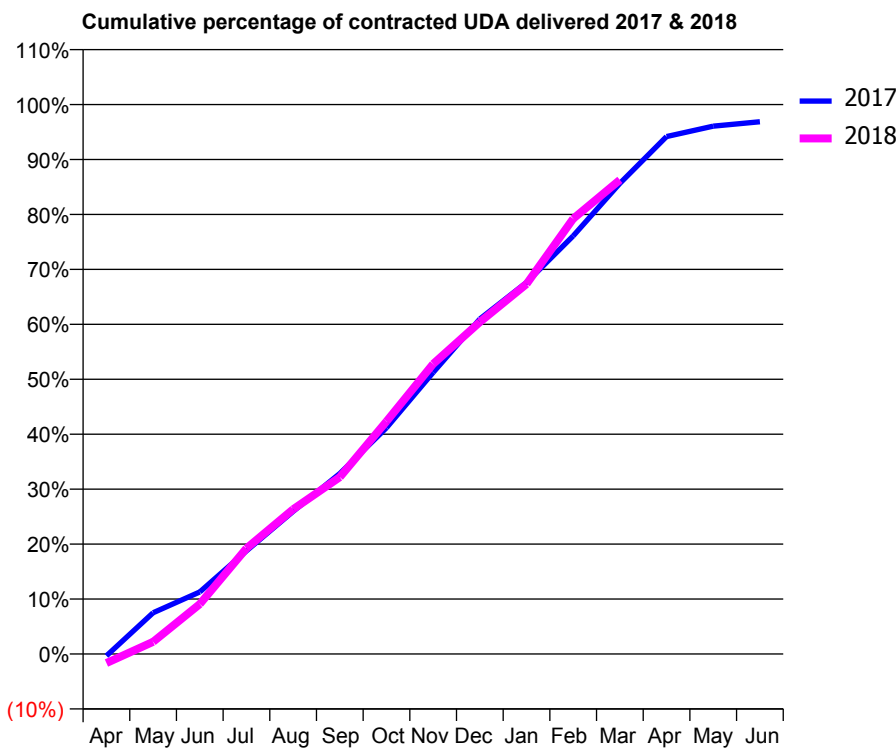
17/18 Contracted general activity (UDA)	22,527
Carry forward general activity (UDA)	709
17/18 Contracted orthodontic activity (UOA)	0
Carry forward orthodontic activity (UOA)	0
Baseline contract value	£676,212.90

ACCESS*

Patients seen in 24 months	Total	Change since previous quarter
Quarter ending March 2017	5,921	
Quarter ending June 2017	5,851	↓
Quarter ending September 2017	5,763	↓
Quarter ending December 2017	5,829	→
Quarter ending March 2018	5,897	→
Variance since March 2017	(0.4%)	→



ACTIVITY



Month	Adjusted Scheduled Activity (UDA)	
	2017	2018
April	-79	-376
May	1,691	501
June	2,547	2,045
July	4,226	4,334
August	5,848	5,932
September	7,400	7,252
October	9,275	9,537
November	11,541	11,891
December	13,733	13,611
January	15,234	15,167
February	17,140	17,845
March	19,297	19,436
April	21,212	
May	21,640	
June	21,818	

QUALITY

	Quantity	Base Number	Contract	AT	Region	England
% of FP17s for the same patient ID Re-attending within 3 months - Children	109	1,264	8.6%	10.0%	11.5%	11.9%
% of FP17s for the same patient ID Re-attending within 3 months - Adults	883	4,670	18.9%	15.8%	16.8%	16.0%
% of FP17s for the same patient ID Re-attending between 3 & 9 months - Children	338	1,264	26.7%	47.3%	47.7%	58.3%
% of FP17s for the same patient ID Re-attending between 3 & 9 months - Adults	1,310	4,670	28.1%	37.5%	38.2%	50.3%
% of FP17s for Band 1 Urgent Courses	756	5,456	13.9%	10.9%	10.6%	9.1%
% of FP17s Relating to Free Repair or Replacements	92	5,456	1.7%	0.5%	0.6%	0.8%
% of FP17s Relating to Continuations	26	5,456	0.5%	0.6%	0.8%	1.0%
% of Patients satisfied with the dentistry they have received	2	2	N/A	87.9%	89.3%	91.5%
% of Patients satisfied with the time they had to wait for an appointment	2	2	N/A	83.3%	84.4%	87.9%

* This is based on patients treated on this contract for their most recent course of treatment. Figures in italics indicate the base number of FP17s or Patient Questionnaire responses are less than 100. N/A is shown where the base number of responses is less than 10 during the period. % is calculated as Quantity/Base number*100

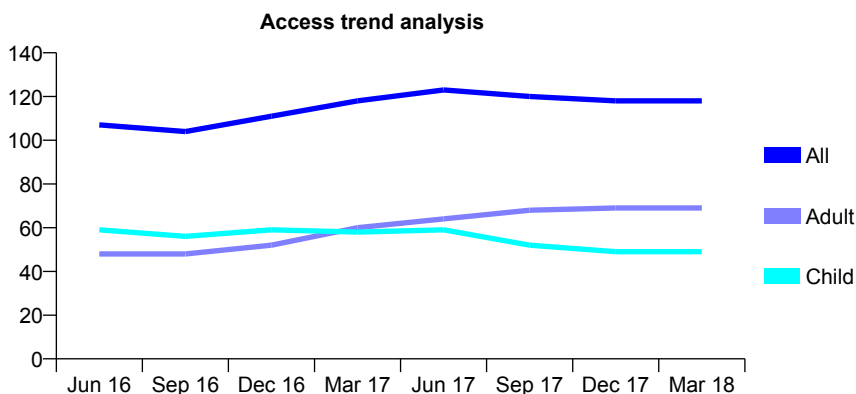
Q62 - Vital Signs At a Glance Contract Report for 323055/0001 - March 2018

Name or company name	MRS PA HARRIS
Contract type name	GDS Contract
Purpose of contract	General
Contract start date	01/04/2006
Contract end date	

17/18 Contracted general activity (UDA)	238
Carry forward general activity (UDA)	0
17/18 Contracted orthodontic activity (UOA)	0
Carry forward orthodontic activity (UOA)	0
Baseline contract value	£6,342.39

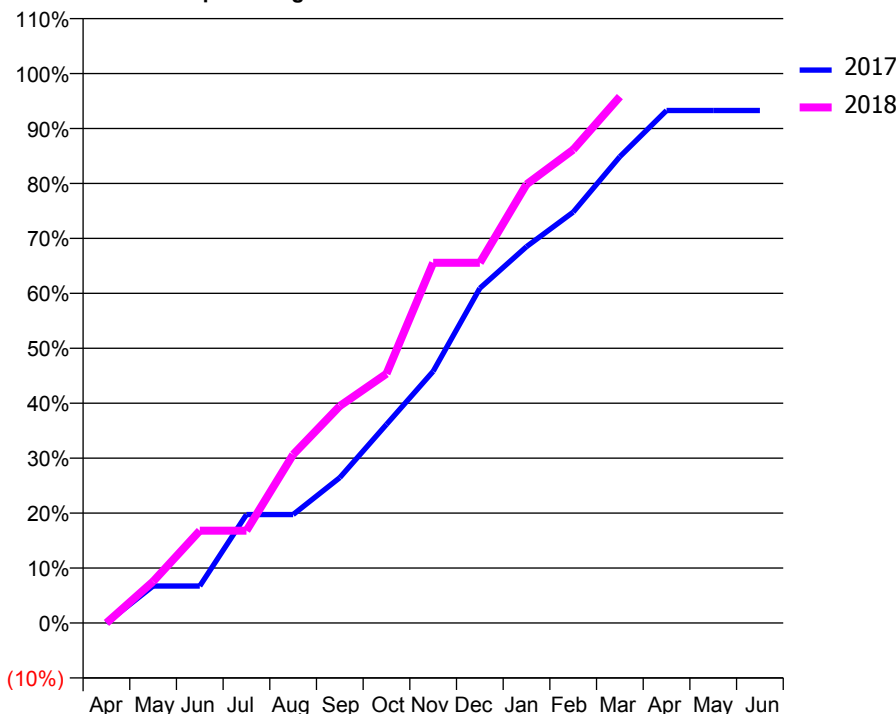
ACCESS*

Patients seen in 24 months	Total	Change since previous quarter
Quarter ending March 2017	118	
Quarter ending June 2017	123	↑
Quarter ending September 2017	120	↓
Quarter ending December 2017	118	↓
Quarter ending March 2018	118	→
Variance since March 2017	0.0%	→



ACTIVITY

Cumulative percentage of contracted UDA delivered 2017 & 2018



Month	Adjusted Scheduled Activity (UDA)	
	2017	2018
April	0	0
May	16	18
June	16	40
July	47	40
August	47	73
September	63	94
October	86	108
November	109	156
December	145	156
January	163	190
February	178	205
March	202	228
April	222	
May	222	
June	222	

QUALITY

	Quantity	Base Number	Contract	AT	Region	England
% of FP17s for the same patient ID Re-attending within 3 months - Children	1	68	1.5%	10.0%	11.5%	11.9%
% of FP17s for the same patient ID Re-attending within 3 months - Adults	7	65	10.8%	15.8%	16.8%	16.0%
% of FP17s for the same patient ID Re-attending between 3 & 9 months - Children	47	68	69.1%	47.3%	47.7%	58.3%
% of FP17s for the same patient ID Re-attending between 3 & 9 months - Adults	26	65	40.0%	37.5%	38.2%	50.3%
% of FP17s for Band 1 Urgent Courses	0	123	0.0%	10.9%	10.6%	9.1%
% of FP17s Relating to Free Repair or Replacements	0	123	0.0%	0.5%	0.6%	0.8%
% of FP17s Relating to Continuations	0	123	0.0%	0.6%	0.8%	1.0%
% of Patients satisfied with the dentistry they have received	0	0	N/A	87.9%	89.3%	91.5%
% of Patients satisfied with the time they had to wait for an appointment	0	0	N/A	83.3%	84.4%	87.9%

* This is based on patients treated on this contract for their most recent course of treatment. Figures in italics indicate the base number of FP17s or Patient Questionnaire responses are less than 100. N/A is shown where the base number of responses is less than 10 during the period. % is calculated as Quantity/Base number*100

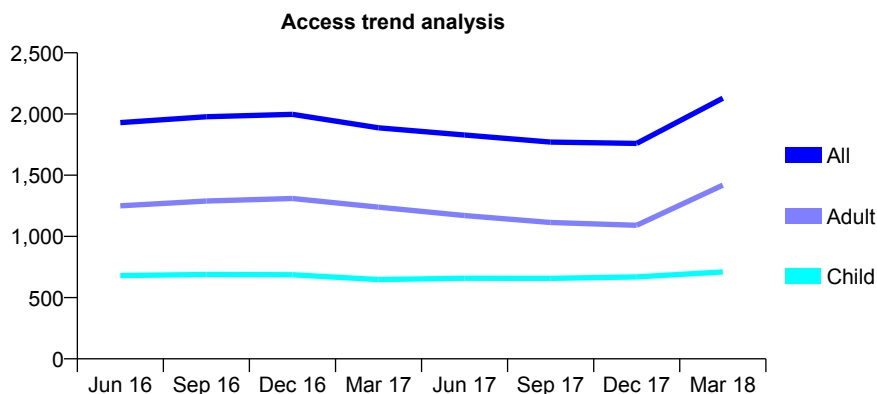
Q62 - Vital Signs At a Glance Contract Report for 323373/0001 - March 2018

Name or company name	Hollis Dental Practice
Contract type name	GDS Contract
Purpose of contract	General
Contract start date	01/04/2006
Contract end date	

17/18 Contracted general activity (UDA)	8,407
Carry forward general activity (UDA)	21
17/18 Contracted orthodontic activity (UOA)	0
Carry forward orthodontic activity (UOA)	0
Baseline contract value	£220,169.36

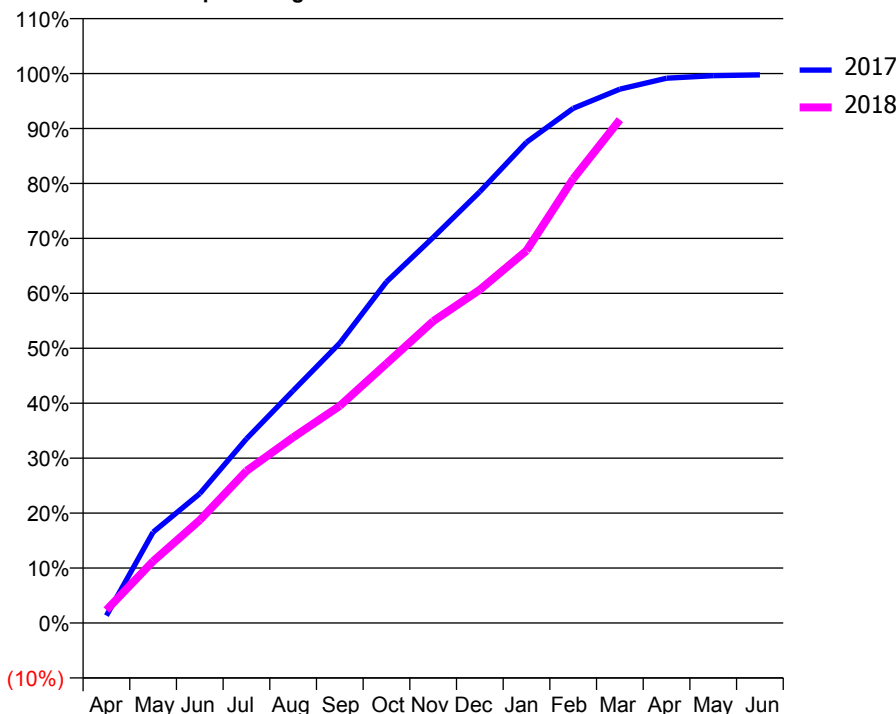
ACCESS*

Patients seen in 24 months	Total	Change since previous quarter
Quarter ending March 2017	1,887	
Quarter ending June 2017	1,828	↓
Quarter ending September 2017	1,771	↓
Quarter ending December 2017	1,760	→
Quarter ending March 2018	2,129	↑
Variance since March 2017	12.8%	↑



ACTIVITY

Cumulative percentage of contracted UDA delivered 2017 & 2018



Adjusted Scheduled Activity (UDA)

Month	2017	2018
April	114	199
May	1,391	947
June	1,979	1,574
July	2,819	2,327
August	3,554	2,840
September	4,284	3,323
October	5,219	3,970
November	5,899	4,618
December	6,600	5,100
January	7,356	5,698
February	7,873	6,797
March	8,168	7,700
April	8,334	
May	8,374	
June	8,386	

QUALITY

	Quantity	Base Number	Contract	AT	Region	England
% of FP17s for the same patient ID Re-attending within 3 months - Children	59	1,058	5.6%	10.0%	11.5%	11.9%
% of FP17s for the same patient ID Re-attending within 3 months - Adults	198	1,774	11.2%	15.8%	16.8%	16.0%
% of FP17s for the same patient ID Re-attending between 3 & 9 months - Children	594	1,058	56.1%	47.3%	47.7%	58.3%
% of FP17s for the same patient ID Re-attending between 3 & 9 months - Adults	830	1,774	46.8%	37.5%	38.2%	50.3%
% of FP17s for Band 1 Urgent Courses	157	2,761	5.7%	10.9%	10.6%	9.1%
% of FP17s Relating to Free Repair or Replacements	13	2,761	0.5%	0.5%	0.6%	0.8%
% of FP17s Relating to Continuations	2	2,761	0.1%	0.6%	0.8%	1.0%
% of Patients satisfied with the dentistry they have received	6	6	N/A	87.9%	89.3%	91.5%
% of Patients satisfied with the time they had to wait for an appointment	6	6	N/A	83.3%	84.4%	87.9%

* This is based on patients treated on this contract for their most recent course of treatment. Figures in italics indicate the base number of FP17s or Patient Questionnaire responses are less than 100. N/A is shown where the base number of responses is less than 10 during the period. % is calculated as Quantity/Base number*100

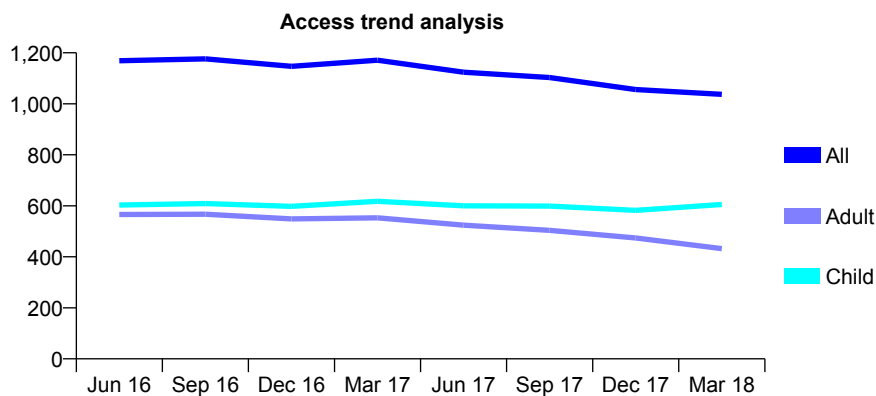
Q62 - Vital Signs At a Glance Contract Report for 325244/0002 - March 2018

Name or company name	MR RP SARAN
Contract type name	GDS Contract
Purpose of contract	General
Contract start date	01/04/2006
Contract end date	

17/18 Contracted general activity (UDA)	7,910
Carry forward general activity (UDA)	-158
17/18 Contracted orthodontic activity (UOA)	0
Carry forward orthodontic activity (UOA)	0
Baseline contract value	£243,121.84

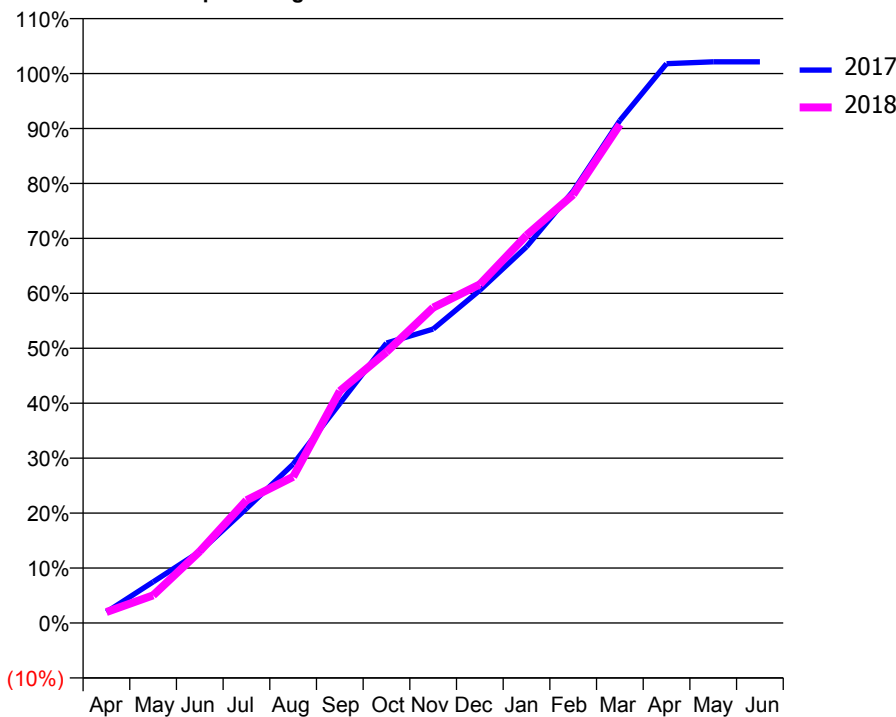
ACCESS*

Patients seen in 24 months	Total	Change since previous quarter
Quarter ending March 2017	1,171	
Quarter ending June 2017	1,124	↓
Quarter ending September 2017	1,103	↓
Quarter ending December 2017	1,056	↓
Quarter ending March 2018	1,037	↓
Variance since March 2017	(11.4%)	↓



ACTIVITY

Cumulative percentage of contracted UDA delivered 2017 & 2018



Month	Adjusted Scheduled Activity (UDA)	
	2017	2018
April	158	158
May	592	399
June	1,028	1,031
July	1,647	1,766
August	2,286	2,105
September	3,161	3,339
October	4,030	3,901
November	4,232	4,540
December	4,790	4,874
January	5,416	5,581
February	6,218	6,167
March	7,234	7,177
April	8,051	
May	8,078	
June	8,078	

QUALITY

	Quantity	Base Number	Contract	AT	Region	England
% of FP17s for the same patient ID Re-attending within 3 months - Children	35	1,334	2.6%	10.0%	11.5%	11.9%
% of FP17s for the same patient ID Re-attending within 3 months - Adults	42	676	6.2%	15.8%	16.8%	16.0%
% of FP17s for the same patient ID Re-attending between 3 & 9 months - Children	1,016	1,334	76.2%	47.3%	47.7%	58.3%
% of FP17s for the same patient ID Re-attending between 3 & 9 months - Adults	490	676	72.5%	37.5%	38.2%	50.3%
% of FP17s for Band 1 Urgent Courses	69	1,822	3.8%	10.9%	10.6%	9.1%
% of FP17s Relating to Free Repair or Replacements	0	1,822	0.0%	0.5%	0.6%	0.8%
% of FP17s Relating to Continuations	0	1,822	0.0%	0.6%	0.8%	1.0%
% of Patients satisfied with the dentistry they have received	3	3	N/A	87.9%	89.3%	91.5%
% of Patients satisfied with the time they had to wait for an appointment	3	3	N/A	83.3%	84.4%	87.9%

* This is based on patients treated on this contract for their most recent course of treatment. Figures in italics indicate the base number of FP17s or Patient Questionnaire responses are less than 100. N/A is shown where the base number of responses is less than 10 during the period. % is calculated as Quantity/Base number*100

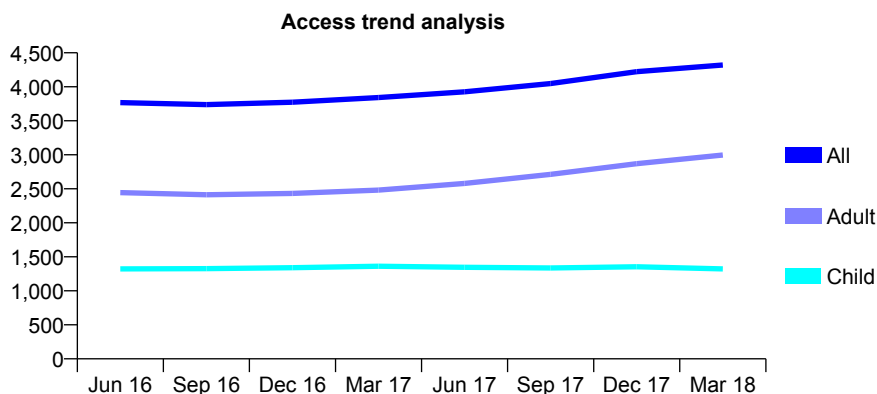
Q62 - Vital Signs At a Glance Contract Report for 327689/0001 - March 2018

Name or company name	MRS P WINAYAK
Contract type name	GDS Contract
Purpose of contract	General
Contract start date	01/04/2006
Contract end date	

17/18 Contracted general activity (UDA)	15,955
Carry forward general activity (UDA)	911
17/18 Contracted orthodontic activity (UOA)	0
Carry forward orthodontic activity (UOA)	0
Baseline contract value	£483,899.68

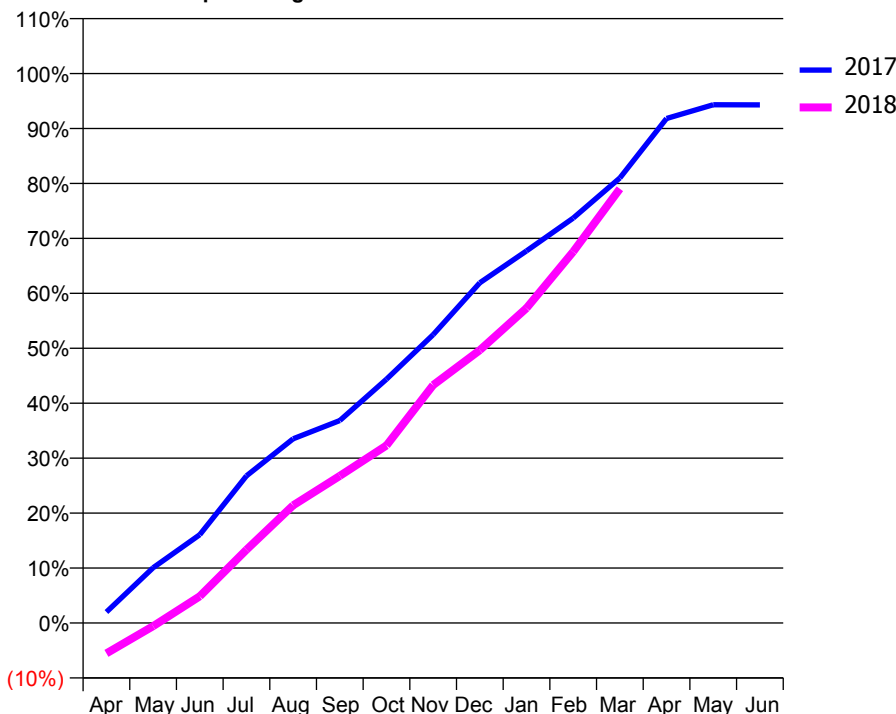
ACCESS*

Patients seen in 24 months	Total	Change since previous quarter
Quarter ending March 2017	3,843	
Quarter ending June 2017	3,926	↑
Quarter ending September 2017	4,049	↑
Quarter ending December 2017	4,222	↑
Quarter ending March 2018	4,320	↑
Variance since March 2017	12.4%	↑



ACTIVITY

Cumulative percentage of contracted UDA delivered 2017 & 2018



Month	Adjusted Scheduled Activity (UDA)	
	2017	2018
April	319	-883
May	1,605	-94
June	2,564	776
July	4,273	2,129
August	5,349	3,417
September	5,880	4,271
October	7,079	5,154
November	8,372	6,910
December	9,877	7,922
January	10,805	9,142
February	11,757	10,781
March	12,924	12,609
April	14,649	
May	15,047	
June	15,044	

QUALITY

	Quantity	Base Number	Contract	AT	Region	England
% of FP17s for the same patient ID Re-attending within 3 months - Children	185	1,483	12.5%	10.0%	11.5%	11.9%
% of FP17s for the same patient ID Re-attending within 3 months - Adults	695	3,538	19.6%	15.8%	16.8%	16.0%
% of FP17s for the same patient ID Re-attending between 3 & 9 months - Children	478	1,483	32.2%	47.3%	47.7%	58.3%
% of FP17s for the same patient ID Re-attending between 3 & 9 months - Adults	840	3,538	23.7%	37.5%	38.2%	50.3%
% of FP17s for Band 1 Urgent Courses	802	4,483	17.9%	10.9%	10.6%	9.1%
% of FP17s Relating to Free Repair or Replacements	34	4,483	0.8%	0.5%	0.6%	0.8%
% of FP17s Relating to Continuations	13	4,483	0.3%	0.6%	0.8%	1.0%
% of Patients satisfied with the dentistry they have received	7	7	N/A	87.9%	89.3%	91.5%
% of Patients satisfied with the time they had to wait for an appointment	7	7	N/A	83.3%	84.4%	87.9%

* This is based on patients treated on this contract for their most recent course of treatment. Figures in italics indicate the base number of FP17s or Patient Questionnaire responses are less than 100. N/A is shown where the base number of responses is less than 10 during the period. % is calculated as Quantity/Base number*100

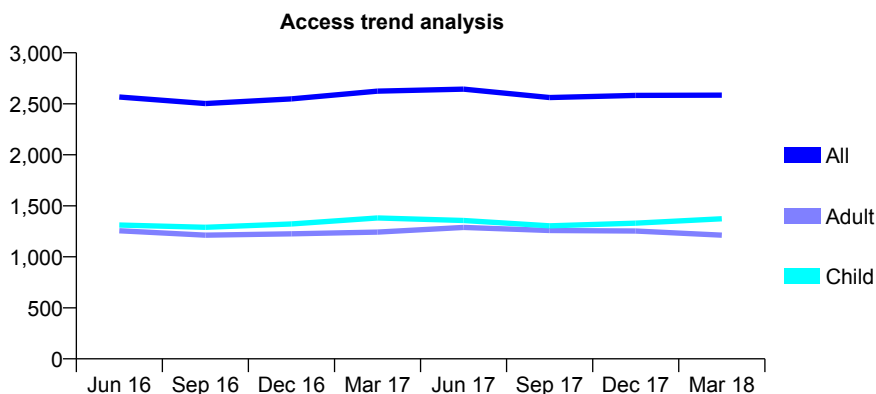
Q62 - Vital Signs At a Glance Contract Report for 327689/0002 - March 2018

Name or company name	MRS P WINAYAK
Contract type name	GDS Contract
Purpose of contract	General
Contract start date	01/04/2006
Contract end date	

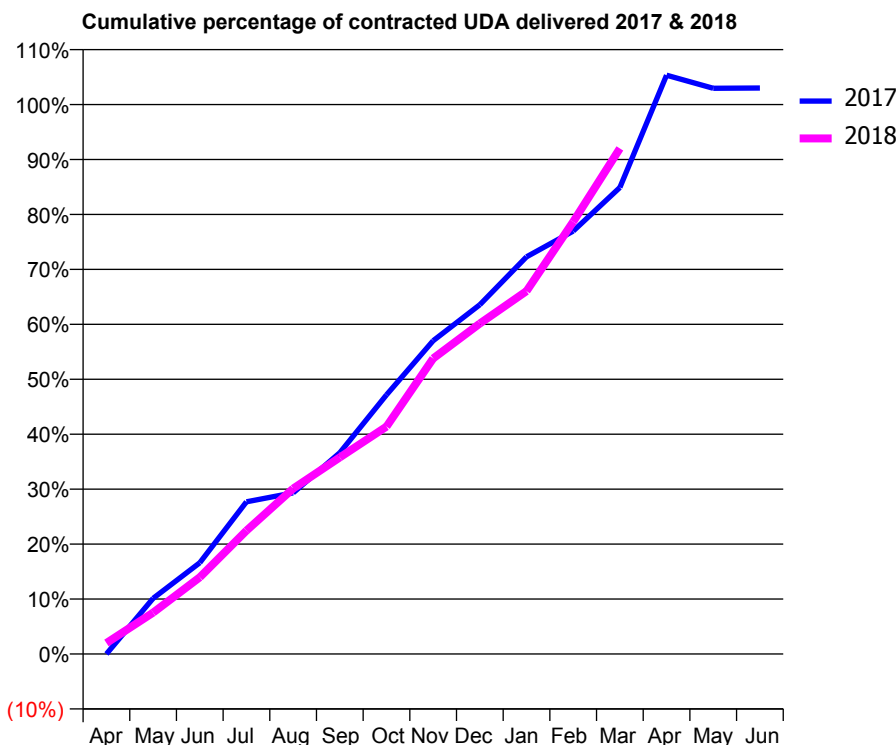
17/18 Contracted general activity (UDA)	8,036
Carry forward general activity (UDA)	-161
17/18 Contracted orthodontic activity (UOA)	0
Carry forward orthodontic activity (UOA)	0
Baseline contract value	£263,926.96

ACCESS*

Patients seen in 24 months	Total	Change since previous quarter
Quarter ending March 2017	2,624	
Quarter ending June 2017	2,644	→
Quarter ending September 2017	2,562	↓
Quarter ending December 2017	2,583	→
Quarter ending March 2018	2,585	→
Variance since March 2017	(1.5%)	↓



ACTIVITY



Month	Adjusted Scheduled Activity (UDA)	
	2017	2018
April	0	161
May	813	606
June	1,336	1,121
July	2,226	1,805
August	2,357	2,419
September	2,944	2,876
October	3,790	3,327
November	4,581	4,323
December	5,109	4,833
January	5,808	5,306
February	6,185	6,321
March	6,822	7,394
April	8,464	
May	8,274	
June	8,278	

QUALITY

	Quantity	Base Number	Contract	AT	Region	England
% of FP17s for the same patient ID Re-attending within 3 months - Children	160	1,642	9.7%	10.0%	11.5%	11.9%
% of FP17s for the same patient ID Re-attending within 3 months - Adults	280	1,397	20.0%	15.8%	16.8%	16.0%
% of FP17s for the same patient ID Re-attending between 3 & 9 months - Children	652	1,642	39.7%	47.3%	47.7%	58.3%
% of FP17s for the same patient ID Re-attending between 3 & 9 months - Adults	354	1,397	25.3%	37.5%	38.2%	50.3%
% of FP17s for Band 1 Urgent Courses	320	2,554	12.5%	10.9%	10.6%	9.1%
% of FP17s Relating to Free Repair or Replacements	15	2,554	0.6%	0.5%	0.6%	0.8%
% of FP17s Relating to Continuations	7	2,554	0.3%	0.6%	0.8%	1.0%
% of Patients satisfied with the dentistry they have received	3	4	N/A	87.9%	89.3%	91.5%
% of Patients satisfied with the time they had to wait for an appointment	3	4	N/A	83.3%	84.4%	87.9%

* This is based on patients treated on this contract for their most recent course of treatment. Figures in italics indicate the base number of FP17s or Patient Questionnaire responses are less than 100. N/A is shown where the base number of responses is less than 10 during the period. % is calculated as Quantity/Base number*100

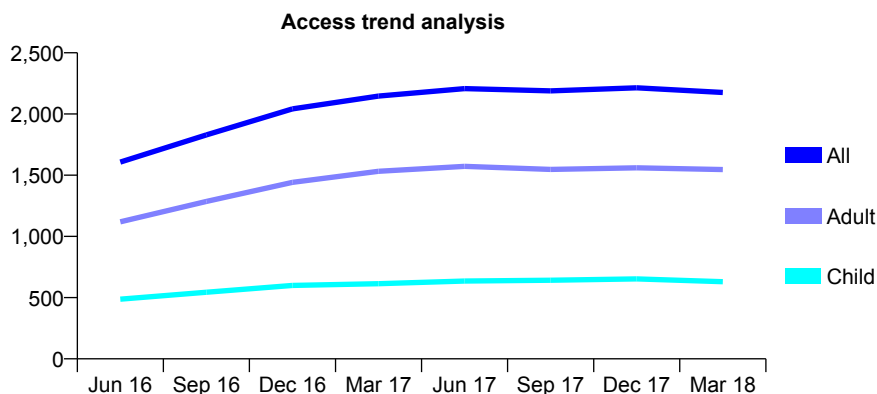
Q62 - Vital Signs At a Glance Contract Report for 328995/0002 - March 2018

Name or company name	MR I MOHAMMED
Contract type name	GDS Contract
Purpose of contract	General
Contract start date	01/04/2015
Contract end date	

17/18 Contracted general activity (UDA)	6,668
Carry forward general activity (UDA)	1
17/18 Contracted orthodontic activity (UOA)	0
Carry forward orthodontic activity (UOA)	0
Baseline contract value	£203,435.56

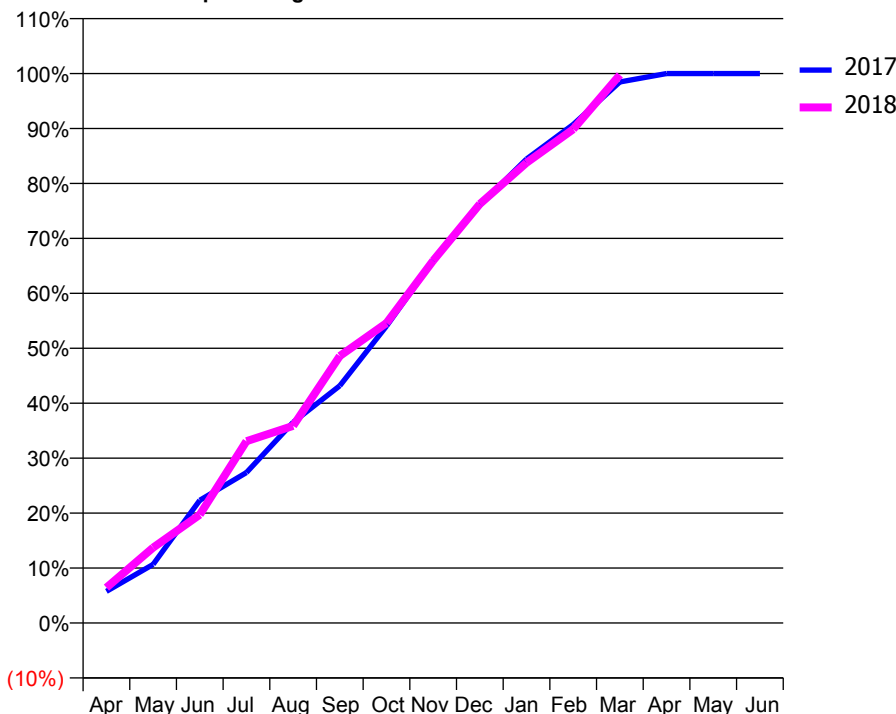
ACCESS*

Patients seen in 24 months	Total	Change since previous quarter
Quarter ending March 2017	2,146	
Quarter ending June 2017	2,208	↑
Quarter ending September 2017	2,189	→
Quarter ending December 2017	2,214	→
Quarter ending March 2018	2,176	↓
Variance since March 2017	1.4%	→



ACTIVITY

Cumulative percentage of contracted UDA delivered 2017 & 2018



Month	Adjusted Scheduled Activity (UDA)	
	2017	2018
April	385	430
May	710	916
June	1,489	1,314
July	1,826	2,207
August	2,436	2,392
September	2,879	3,240
October	3,602	3,639
November	4,394	4,397
December	5,072	5,085
January	5,630	5,585
February	6,050	5,992
March	6,565	6,652
April	6,667	
May	6,667	
June	6,667	

QUALITY

	Quantity	Base Number	Contract	AT	Region	England
% of FP17s for the same patient ID Re-attending within 3 months - Children	32	593	5.4%	10.0%	11.5%	11.9%
% of FP17s for the same patient ID Re-attending within 3 months - Adults	124	1,334	9.3%	15.8%	16.8%	16.0%
% of FP17s for the same patient ID Re-attending between 3 & 9 months - Children	139	593	23.4%	47.3%	47.7%	58.3%
% of FP17s for the same patient ID Re-attending between 3 & 9 months - Adults	319	1,334	23.9%	37.5%	38.2%	50.3%
% of FP17s for Band 1 Urgent Courses	99	1,906	5.2%	10.9%	10.6%	9.1%
% of FP17s Relating to Free Repair or Replacements	1	1,906	0.1%	0.5%	0.6%	0.8%
% of FP17s Relating to Continuations	31	1,906	1.6%	0.6%	0.8%	1.0%
% of Patients satisfied with the dentistry they have received	0	0	N/A	87.9%	89.3%	91.5%
% of Patients satisfied with the time they had to wait for an appointment	0	0	N/A	83.3%	84.4%	87.9%

* This is based on patients treated on this contract for their most recent course of treatment. Figures in italics indicate the base number of FP17s or Patient Questionnaire responses are less than 100. N/A is shown where the base number of responses is less than 10 during the period. % is calculated as Quantity/Base number*100

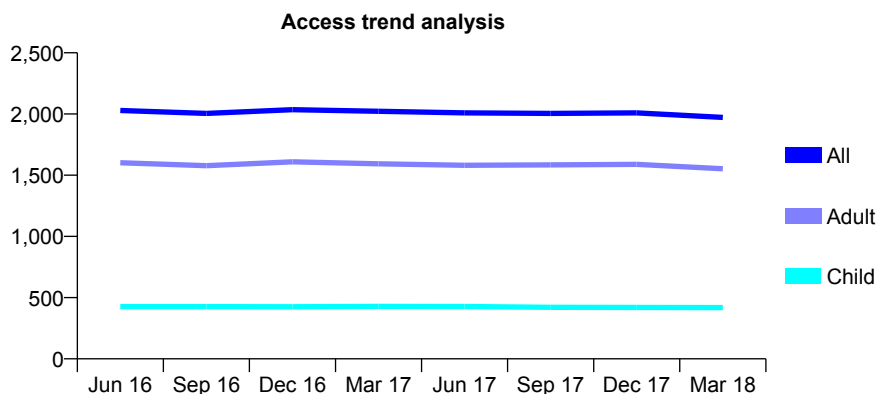
Q62 - Vital Signs At a Glance Contract Report for 331880/0001 - March 2018

Name or company name	MR NK PATEL
Contract type name	GDS Contract
Purpose of contract	General
Contract start date	01/04/2006
Contract end date	

17/18 Contracted general activity (UDA)	4,469
Carry forward general activity (UDA)	0
17/18 Contracted orthodontic activity (UOA)	0
Carry forward orthodontic activity (UOA)	0
Baseline contract value	£110,159.11

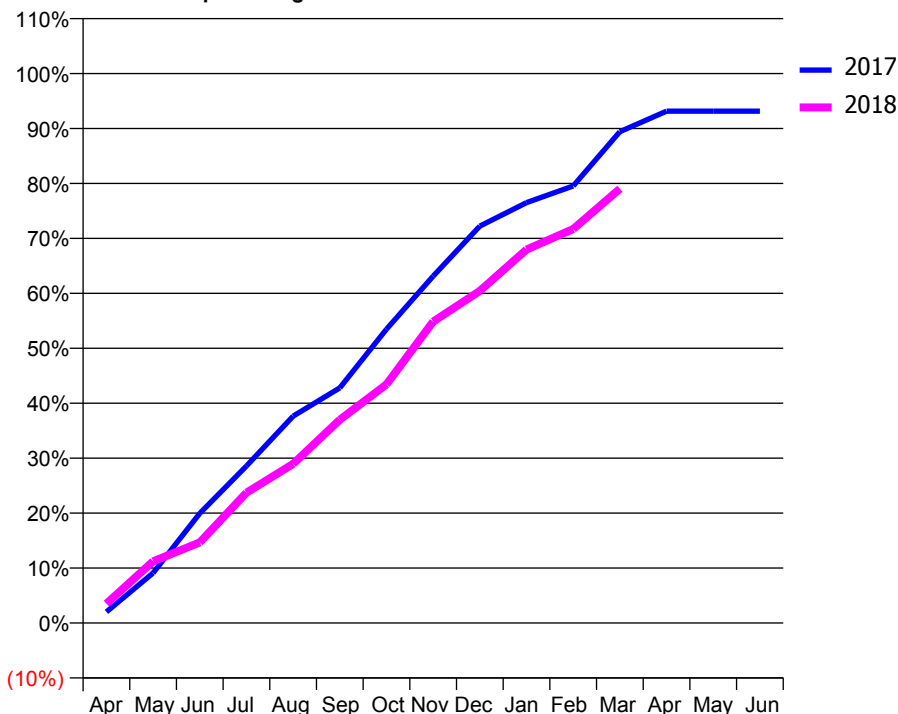
ACCESS*

Patients seen in 24 months	Total	Change since previous quarter
Quarter ending March 2017	2,022	
Quarter ending June 2017	2,009	→
Quarter ending September 2017	2,005	→
Quarter ending December 2017	2,009	→
Quarter ending March 2018	1,972	↓
Variance since March 2017	(2.5%)	↓



ACTIVITY

Cumulative percentage of contracted UDA delivered 2017 & 2018



Month	Adjusted Scheduled Activity (UDA)	
	2017	2018
April	91	158
May	408	501
June	892	656
July	1,277	1,060
August	1,682	1,295
September	1,913	1,653
October	2,389	1,941
November	2,821	2,452
December	3,228	2,701
January	3,419	3,037
February	3,554	3,204
March	3,996	3,532
April	4,163	
May	4,163	
June	4,163	

QUALITY

	Quantity	Base Number	Contract	AT	Region	England
% of FP17s for the same patient ID Re-attending within 3 months - Children	20	432	4.6%	10.0%	11.5%	11.9%
% of FP17s for the same patient ID Re-attending within 3 months - Adults	56	1,440	3.9%	15.8%	16.8%	16.0%
% of FP17s for the same patient ID Re-attending between 3 & 9 months - Children	111	432	25.7%	47.3%	47.7%	58.3%
% of FP17s for the same patient ID Re-attending between 3 & 9 months - Adults	354	1,440	24.6%	37.5%	38.2%	50.3%
% of FP17s for Band 1 Urgent Courses	100	1,778	5.6%	10.9%	10.6%	9.1%
% of FP17s Relating to Free Repair or Replacements	0	1,778	0.0%	0.5%	0.6%	0.8%
% of FP17s Relating to Continuations	5	1,778	0.3%	0.6%	0.8%	1.0%
% of Patients satisfied with the dentistry they have received	4	4	N/A	87.9%	89.3%	91.5%
% of Patients satisfied with the time they had to wait for an appointment	4	4	N/A	83.3%	84.4%	87.9%

* This is based on patients treated on this contract for their most recent course of treatment. Figures in italics indicate the base number of FP17s or Patient Questionnaire responses are less than 100. N/A is shown where the base number of responses is less than 10 during the period. % is calculated as Quantity/Base number*100

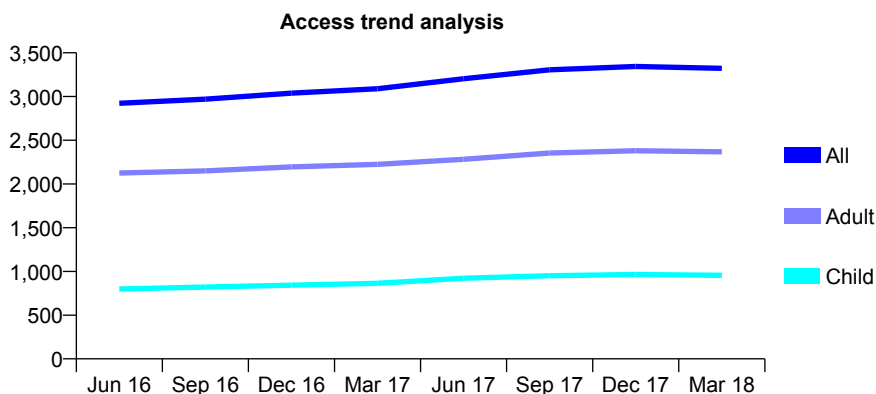
Q62 - Vital Signs At a Glance Contract Report for 333735/0002 - March 2018

Name or company name	MR H HASEN
Contract type name	GDS Contract
Purpose of contract	General
Contract start date	01/09/2010
Contract end date	

17/18 Contracted general activity (UDA)	8,914
Carry forward general activity (UDA)	-78
17/18 Contracted orthodontic activity (UOA)	0
Carry forward orthodontic activity (UOA)	0
Baseline contract value	£241,252.93

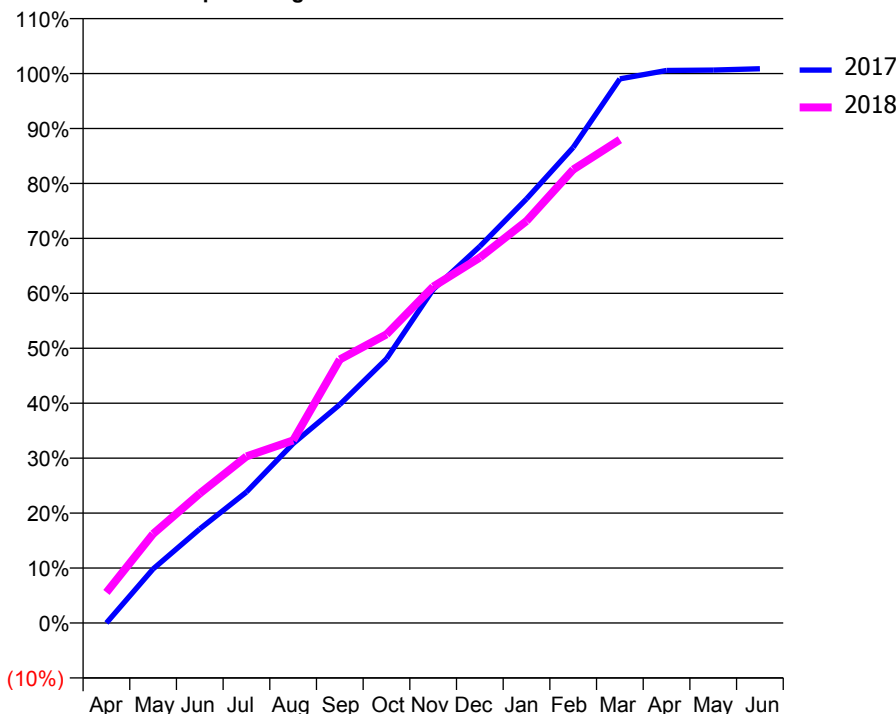
ACCESS*

Patients seen in 24 months	Total	Change since previous quarter
Quarter ending March 2017	3,089	
Quarter ending June 2017	3,204	↑
Quarter ending September 2017	3,305	↑
Quarter ending December 2017	3,344	→
Quarter ending March 2018	3,323	→
Variance since March 2017	7.6%	↑



ACTIVITY

Cumulative percentage of contracted UDA delivered 2017 & 2018



Month	Adjusted Scheduled Activity (UDA)	
	2017	2018
April	0	496
May	878	1,445
June	1,526	2,101
July	2,126	2,702
August	2,911	2,963
September	3,543	4,276
October	4,286	4,683
November	5,411	5,456
December	6,110	5,929
January	6,880	6,521
February	7,716	7,356
March	8,828	7,840
April	8,963	
May	8,969	
June	8,992	

QUALITY

	Quantity	Base Number	Contract	AT	Region	England
% of FP17s for the same patient ID Re-attending within 3 months - Children	74	1,100	6.7%	10.0%	11.5%	11.9%
% of FP17s for the same patient ID Re-attending within 3 months - Adults	309	2,219	13.9%	15.8%	16.8%	16.0%
% of FP17s for the same patient ID Re-attending between 3 & 9 months - Children	512	1,100	46.5%	47.3%	47.7%	58.3%
% of FP17s for the same patient ID Re-attending between 3 & 9 months - Adults	657	2,219	29.6%	37.5%	38.2%	50.3%
% of FP17s for Band 1 Urgent Courses	326	3,269	10.0%	10.9%	10.6%	9.1%
% of FP17s Relating to Free Repair or Replacements	26	3,269	0.8%	0.5%	0.6%	0.8%
% of FP17s Relating to Continuations	13	3,269	0.4%	0.6%	0.8%	1.0%
% of Patients satisfied with the dentistry they have received	2	2	N/A	87.9%	89.3%	91.5%
% of Patients satisfied with the time they had to wait for an appointment	1	2	N/A	83.3%	84.4%	87.9%

* This is based on patients treated on this contract for their most recent course of treatment. Figures in italics indicate the base number of FP17s or Patient Questionnaire responses are less than 100. N/A is shown where the base number of responses is less than 10 during the period. % is calculated as Quantity/Base number*100

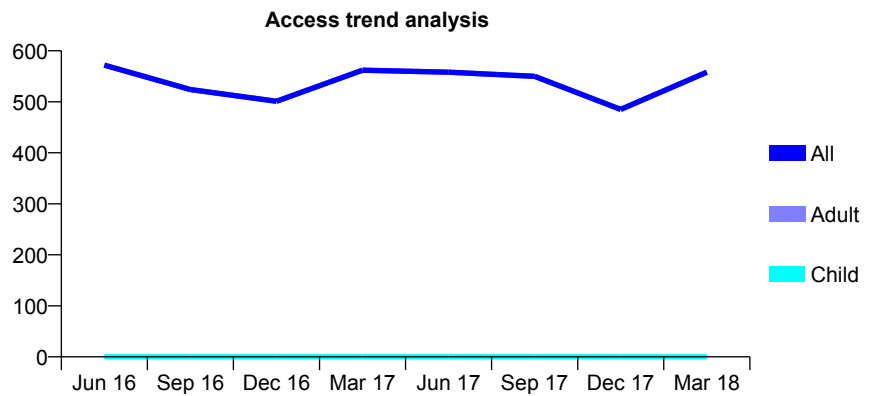
Q62 - Vital Signs At a Glance Contract Report for 334448/0001 - March 2018

Name or company name	Dental Comfort
Contract type name	GDS Contract
Purpose of contract	General
Contract start date	01/04/2006
Contract end date	

17/18 Contracted general activity (UDA)	1,999
Carry forward general activity (UDA)	6
17/18 Contracted orthodontic activity (UOA)	0
Carry forward orthodontic activity (UOA)	0
Baseline contract value	£68,969.84

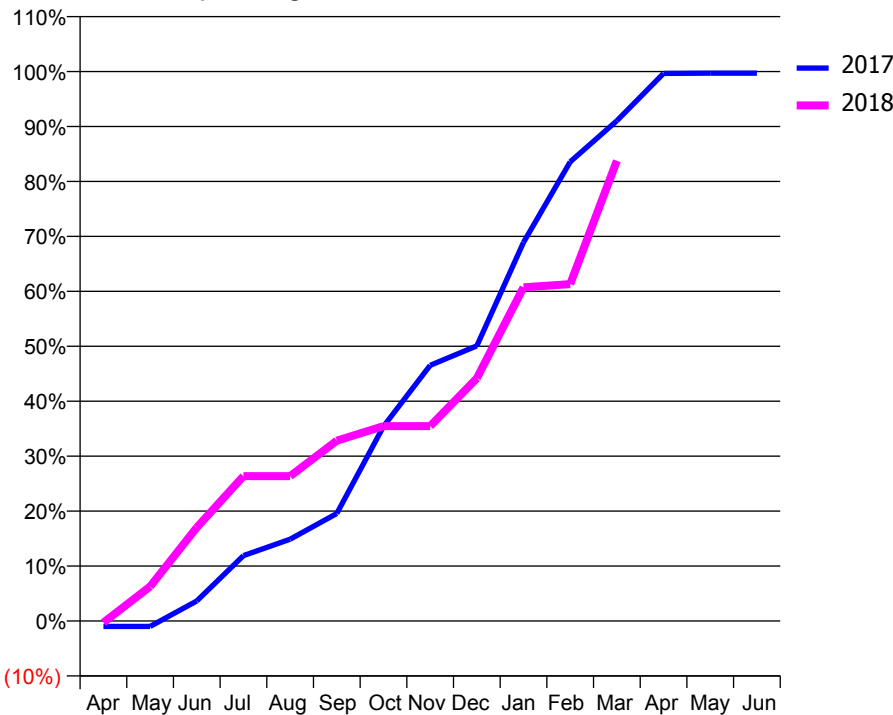
ACCESS*

Patients seen in 24 months	Total	Change since previous quarter
Quarter ending March 2017	562	
Quarter ending June 2017	558	→
Quarter ending September 2017	550	↓
Quarter ending December 2017	485	↓
Quarter ending March 2018	558	↑
Variance since March 2017	(0.7%)	→



ACTIVITY

Cumulative percentage of contracted UDA delivered 2017 & 2018



Month	Adjusted Scheduled Activity (UDA)	
	2017	2018
April	-20	-6
May	-20	125
June	73	340
July	238	527
August	297	527
September	391	656
October	708	709
November	930	709
December	1,001	883
January	1,377	1,214
February	1,670	1,226
March	1,820	1,674
April	1,992	
May	1,993	
June	1,993	

QUALITY

	Quantity	Base Number	Contract	AT	Region	England
% of FP17s for the same patient ID Re-attending within 3 months - Children	0	0	N/A	10.0%	11.5%	11.9%
% of FP17s for the same patient ID Re-attending within 3 months - Adults	10	347	2.9%	15.8%	16.8%	16.0%
% of FP17s for the same patient ID Re-attending between 3 & 9 months - Children	0	0	N/A	47.3%	47.7%	58.3%
% of FP17s for the same patient ID Re-attending between 3 & 9 months - Adults	23	347	6.6%	37.5%	38.2%	50.3%
% of FP17s for Band 1 Urgent Courses	18	323	5.6%	10.9%	10.6%	9.1%
% of FP17s Relating to Free Repair or Replacements	0	323	0.0%	0.5%	0.6%	0.8%
% of FP17s Relating to Continuations	0	323	0.0%	0.6%	0.8%	1.0%
% of Patients satisfied with the dentistry they have received	0	1	N/A	87.9%	89.3%	91.5%
% of Patients satisfied with the time they had to wait for an appointment	0	1	N/A	83.3%	84.4%	87.9%

* This is based on patients treated on this contract for their most recent course of treatment. Figures in italics indicate the base number of FP17s or Patient Questionnaire responses are less than 100. N/A is shown where the base number of responses is less than 10 during the period. % is calculated as Quantity/Base number*100

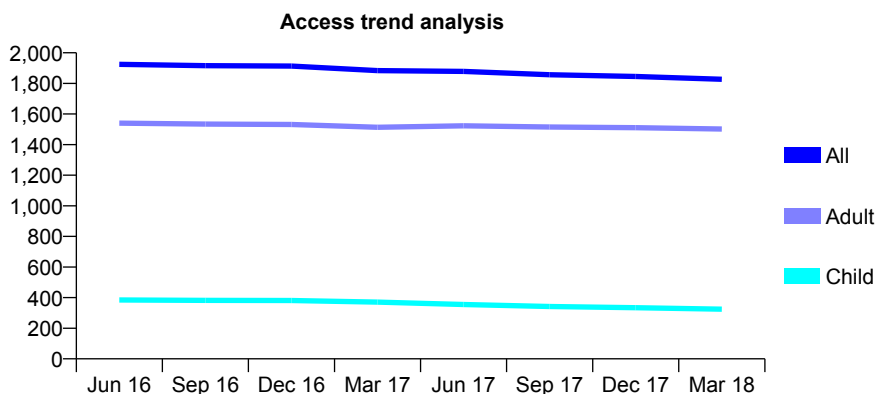
Q62 - Vital Signs At a Glance Contract Report for 334537/0001 - March 2018

Name or company name	MR SP AURORA
Contract type name	GDS Contract
Purpose of contract	General
Contract start date	01/04/2006
Contract end date	

17/18 Contracted general activity (UDA)	9,051
Carry forward general activity (UDA)	81
17/18 Contracted orthodontic activity (UOA)	0
Carry forward orthodontic activity (UOA)	0
Baseline contract value	£277,956.52

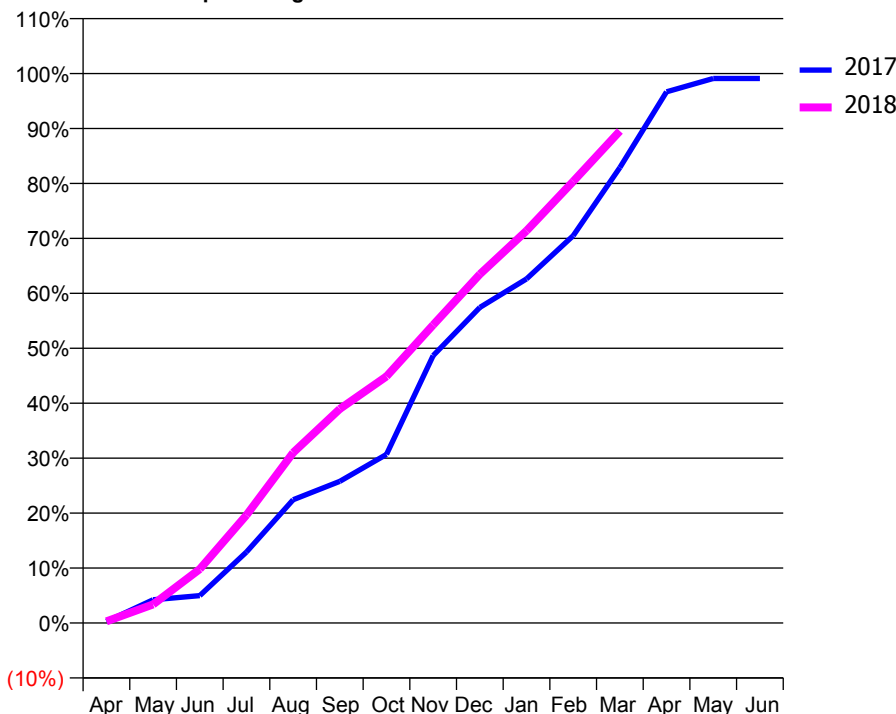
ACCESS*

Patients seen in 24 months	Total	Change since previous quarter
Quarter ending March 2017	1,884	
Quarter ending June 2017	1,878	→
Quarter ending September 2017	1,857	↓
Quarter ending December 2017	1,845	→
Quarter ending March 2018	1,827	→
Variance since March 2017	(3.0%)	↓



ACTIVITY

Cumulative percentage of contracted UDA delivered 2017 & 2018



Adjusted Scheduled Activity (UDA)

Month	2017	2018
April	25	28
May	383	307
June	451	889
July	1,169	1,778
August	2,030	2,805
September	2,334	3,526
October	2,777	4,061
November	4,405	4,909
December	5,197	5,745
January	5,668	6,461
February	6,380	7,273
March	7,503	8,104
April	8,748	
May	8,969	
June	8,970	

QUALITY

	Quantity	Base Number	Contract	AT	Region	England
% of FP17s for the same patient ID Re-attending within 3 months - Children	66	595	11.1%	10.0%	11.5%	11.9%
% of FP17s for the same patient ID Re-attending within 3 months - Adults	605	2,816	21.5%	15.8%	16.8%	16.0%
% of FP17s for the same patient ID Re-attending between 3 & 9 months - Children	418	595	70.3%	47.3%	47.7%	58.3%
% of FP17s for the same patient ID Re-attending between 3 & 9 months - Adults	1,772	2,816	62.9%	37.5%	38.2%	50.3%
% of FP17s for Band 1 Urgent Courses	134	3,061	4.4%	10.9%	10.6%	9.1%
% of FP17s Relating to Free Repair or Replacements	28	3,061	0.9%	0.5%	0.6%	0.8%
% of FP17s Relating to Continuations	18	3,061	0.6%	0.6%	0.8%	1.0%
% of Patients satisfied with the dentistry they have received	2	3	N/A	87.9%	89.3%	91.5%
% of Patients satisfied with the time they had to wait for an appointment	2	3	N/A	83.3%	84.4%	87.9%

* This is based on patients treated on this contract for their most recent course of treatment. Figures in italics indicate the base number of FP17s or Patient Questionnaire responses are less than 100. N/A is shown where the base number of responses is less than 10 during the period. % is calculated as Quantity/Base number*100

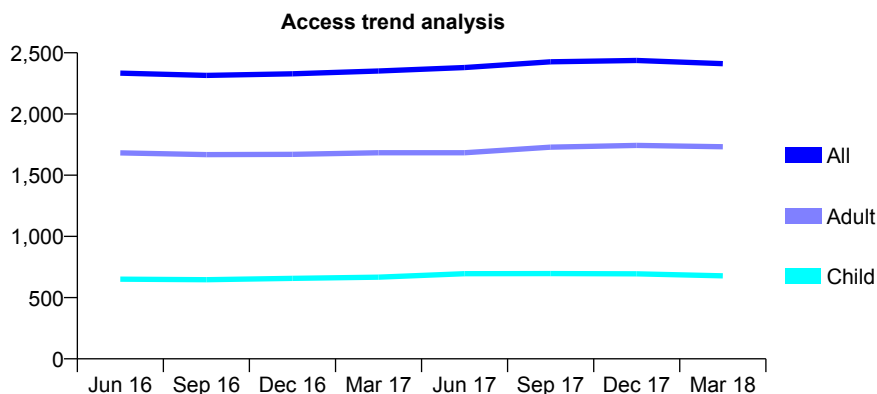
Q62 - Vital Signs At a Glance Contract Report for 335428/0001 - March 2018

Name or company name	MR AV PATEL
Contract type name	GDS Contract
Purpose of contract	General
Contract start date	01/04/2006
Contract end date	

17/18 Contracted general activity (UDA)	7,417
Carry forward general activity (UDA)	118
17/18 Contracted orthodontic activity (UOA)	0
Carry forward orthodontic activity (UOA)	0
Baseline contract value	£220,845.69

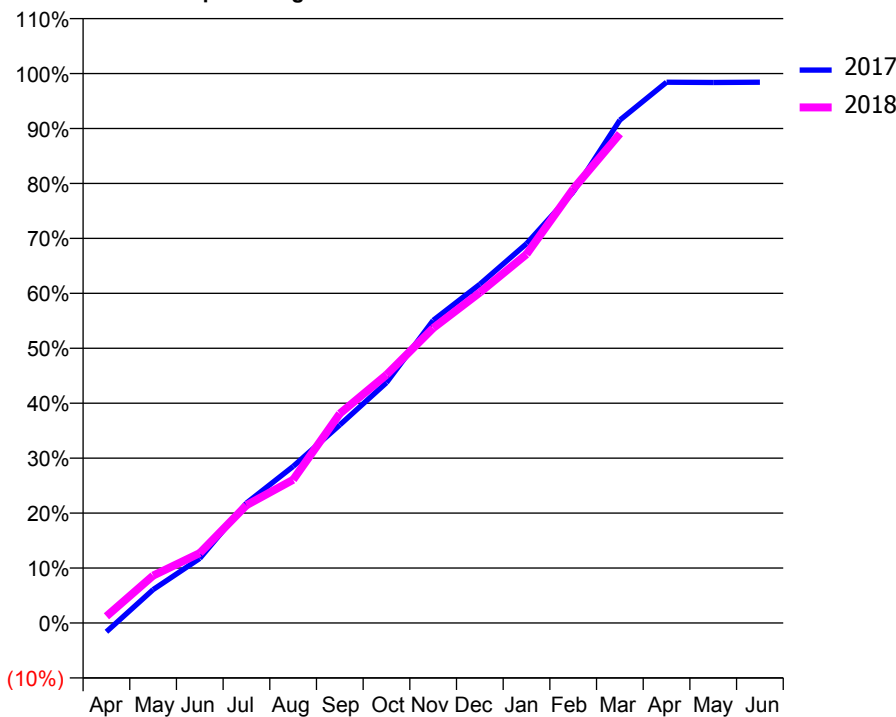
ACCESS*

Patients seen in 24 months	Total	Change since previous quarter
Quarter ending March 2017	2,351	
Quarter ending June 2017	2,380	→
Quarter ending September 2017	2,426	→
Quarter ending December 2017	2,437	→
Quarter ending March 2018	2,411	↓
Variance since March 2017	2.6%	↑



ACTIVITY

Cumulative percentage of contracted UDA delivered 2017 & 2018



Month	Adjusted Scheduled Activity (UDA)	
	2017	2018
April	-119	91
May	451	640
June	872	944
July	1,618	1,591
August	2,115	1,933
September	2,674	2,826
October	3,244	3,350
November	4,085	3,980
December	4,572	4,460
January	5,120	4,978
February	5,819	5,857
March	6,788	6,605
April	7,299	
May	7,296	
June	7,299	

QUALITY

	Quantity	Base Number	Contract	AT	Region	England
% of FP17s for the same patient ID Re-attending within 3 months - Children	68	874	7.8%	10.0%	11.5%	11.9%
% of FP17s for the same patient ID Re-attending within 3 months - Adults	194	1,635	11.9%	15.8%	16.8%	16.0%
% of FP17s for the same patient ID Re-attending between 3 & 9 months - Children	389	874	44.5%	47.3%	47.7%	58.3%
% of FP17s for the same patient ID Re-attending between 3 & 9 months - Adults	518	1,635	31.7%	37.5%	38.2%	50.3%
% of FP17s for Band 1 Urgent Courses	253	2,362	10.7%	10.9%	10.6%	9.1%
% of FP17s Relating to Free Repair or Replacements	10	2,362	0.4%	0.5%	0.6%	0.8%
% of FP17s Relating to Continuations	7	2,362	0.3%	0.6%	0.8%	1.0%
% of Patients satisfied with the dentistry they have received	1	1	N/A	87.9%	89.3%	91.5%
% of Patients satisfied with the time they had to wait for an appointment	1	1	N/A	83.3%	84.4%	87.9%

* This is based on patients treated on this contract for their most recent course of treatment. Figures in italics indicate the base number of FP17s or Patient Questionnaire responses are less than 100. N/A is shown where the base number of responses is less than 10 during the period. % is calculated as Quantity/Base number*100

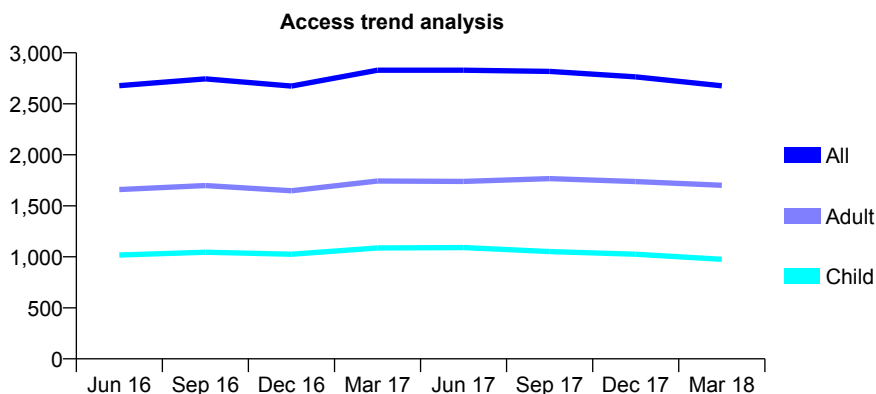
Q62 - Vital Signs At a Glance Contract Report for 335428/0003 - March 2018

Name or company name	MR AV PATEL
Contract type name	GDS Contract
Purpose of contract	General
Contract start date	02/08/2006
Contract end date	

17/18 Contracted general activity (UDA)	5,989
Carry forward general activity (UDA)	-110
17/18 Contracted orthodontic activity (UOA)	0
Carry forward orthodontic activity (UOA)	0
Baseline contract value	£190,783.64

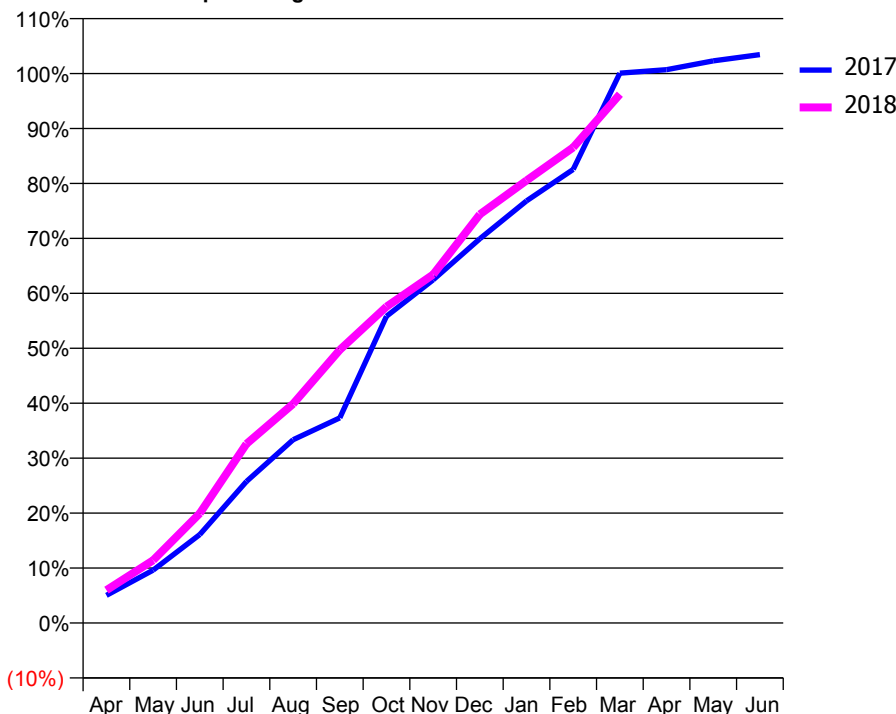
ACCESS*

Patients seen in 24 months	Total	Change since previous quarter
Quarter ending March 2017	2,830	
Quarter ending June 2017	2,830	→
Quarter ending September 2017	2,818	→
Quarter ending December 2017	2,764	↓
Quarter ending March 2018	2,677	↓
Variance since March 2017	(5.4%)	↓



ACTIVITY

Cumulative percentage of contracted UDA delivered 2017 & 2018



Month	Adjusted Scheduled Activity (UDA)	
	2017	2018
April	301	359
May	577	684
June	964	1,195
July	1,543	1,953
August	1,998	2,389
September	2,236	2,978
October	3,343	3,448
November	3,740	3,798
December	4,188	4,454
January	4,600	4,824
February	4,944	5,184
March	5,993	5,763
April	6,031	
May	6,126	
June	6,195	

QUALITY

	Quantity	Base Number	Contract	AT	Region	England
% of FP17s for the same patient ID Re-attending within 3 months - Children	77	1,178	6.5%	10.0%	11.5%	11.9%
% of FP17s for the same patient ID Re-attending within 3 months - Adults	171	1,670	10.2%	15.8%	16.8%	16.0%
% of FP17s for the same patient ID Re-attending between 3 & 9 months - Children	656	1,178	55.7%	47.3%	47.7%	58.3%
% of FP17s for the same patient ID Re-attending between 3 & 9 months - Adults	594	1,670	35.6%	37.5%	38.2%	50.3%
% of FP17s for Band 1 Urgent Courses	295	2,662	11.1%	10.9%	10.6%	9.1%
% of FP17s Relating to Free Repair or Replacements	4	2,662	0.2%	0.5%	0.6%	0.8%
% of FP17s Relating to Continuations	8	2,662	0.3%	0.6%	0.8%	1.0%
% of Patients satisfied with the dentistry they have received	2	2	N/A	87.9%	89.3%	91.5%
% of Patients satisfied with the time they had to wait for an appointment	2	2	N/A	83.3%	84.4%	87.9%

* This is based on patients treated on this contract for their most recent course of treatment. Figures in italics indicate the base number of FP17s or Patient Questionnaire responses are less than 100. N/A is shown where the base number of responses is less than 10 during the period. % is calculated as Quantity/Base number*100

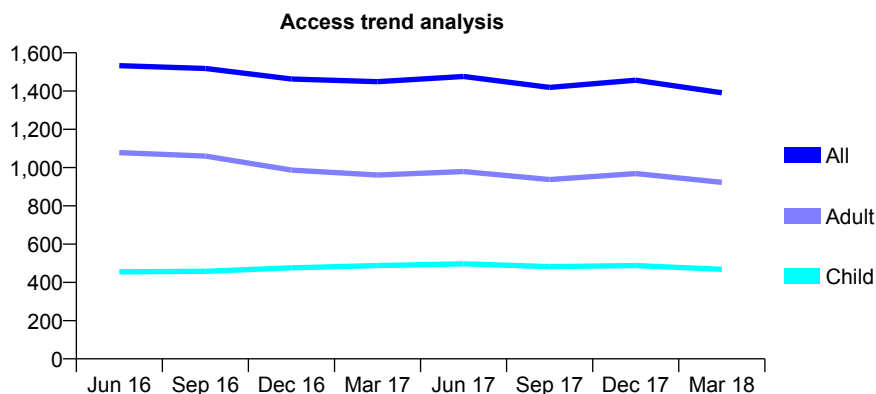
Q62 - Vital Signs At a Glance Contract Report for 335509/0001 - March 2018

Name or company name	MRS GC BASKERAN
Contract type name	GDS Contract
Purpose of contract	General
Contract start date	01/04/2006
Contract end date	

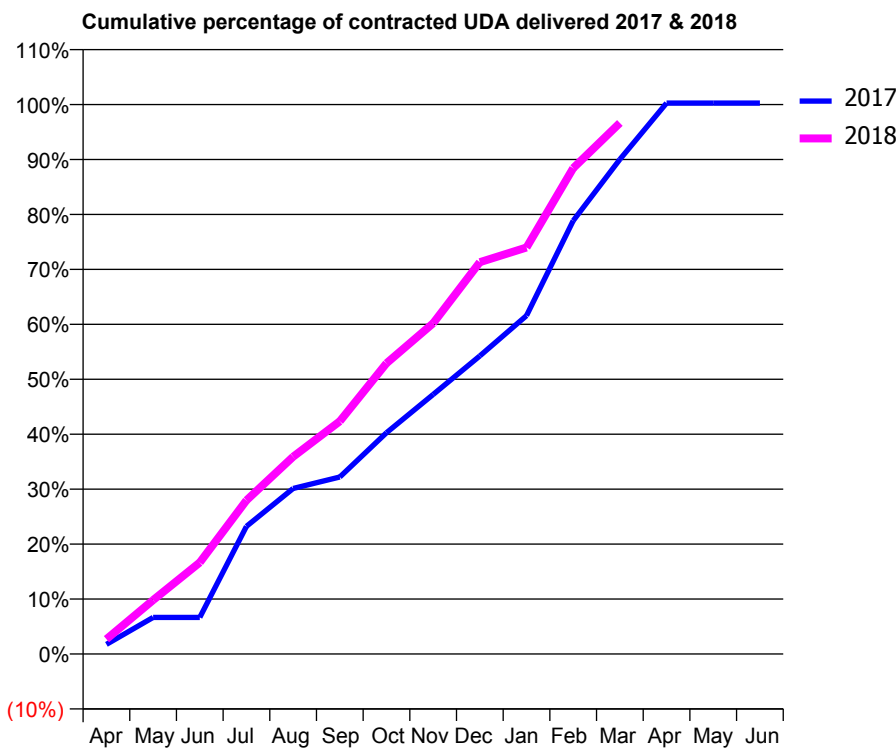
17/18 Contracted general activity (UDA)	4,773
Carry forward general activity (UDA)	-13
17/18 Contracted orthodontic activity (UOA)	0
Carry forward orthodontic activity (UOA)	0
Baseline contract value	£128,048.81

ACCESS*

Patients seen in 24 months	Total	Change since previous quarter
Quarter ending March 2017	1,449	
Quarter ending June 2017	1,476	→
Quarter ending September 2017	1,419	↓
Quarter ending December 2017	1,457	↑
Quarter ending March 2018	1,391	↓
Variance since March 2017	(4.0%)	↓



ACTIVITY



Month	Adjusted Scheduled Activity (UDA)	
	2017	2018
April	84	129
May	318	468
June	318	795
July	1,110	1,335
August	1,438	1,713
September	1,537	2,022
October	1,922	2,525
November	2,255	2,873
December	2,590	3,404
January	2,939	3,531
February	3,763	4,220
March	4,296	4,613
April	4,786	
May	4,786	
June	4,786	

QUALITY

	Quantity	Base Number	Contract	AT	Region	England
% of FP17s for the same patient ID Re-attending within 3 months - Children	10	464	2.2%	10.0%	11.5%	11.9%
% of FP17s for the same patient ID Re-attending within 3 months - Adults	62	839	7.4%	15.8%	16.8%	16.0%
% of FP17s for the same patient ID Re-attending between 3 & 9 months - Children	141	464	30.4%	47.3%	47.7%	58.3%
% of FP17s for the same patient ID Re-attending between 3 & 9 months - Adults	311	839	37.1%	37.5%	38.2%	50.3%
% of FP17s for Band 1 Urgent Courses	17	1,215	1.4%	10.9%	10.6%	9.1%
% of FP17s Relating to Free Repair or Replacements	72	1,215	5.9%	0.5%	0.6%	0.8%
% of FP17s Relating to Continuations	4	1,215	0.3%	0.6%	0.8%	1.0%
% of Patients satisfied with the dentistry they have received	3	3	N/A	87.9%	89.3%	91.5%
% of Patients satisfied with the time they had to wait for an appointment	3	3	N/A	83.3%	84.4%	87.9%

* This is based on patients treated on this contract for their most recent course of treatment. Figures in italics indicate the base number of FP17s or Patient Questionnaire responses are less than 100. N/A is shown where the base number of responses is less than 10 during the period. % is calculated as Quantity/Base number*100

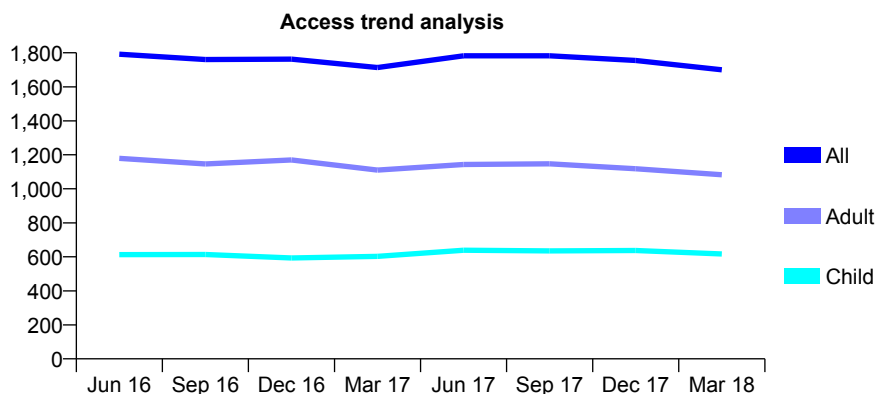
Q62 - Vital Signs At a Glance Contract Report for 335754/0001 - March 2018

Name or company name	MR N DIXIT
Contract type name	GDS Contract
Purpose of contract	General
Contract start date	01/04/2006
Contract end date	

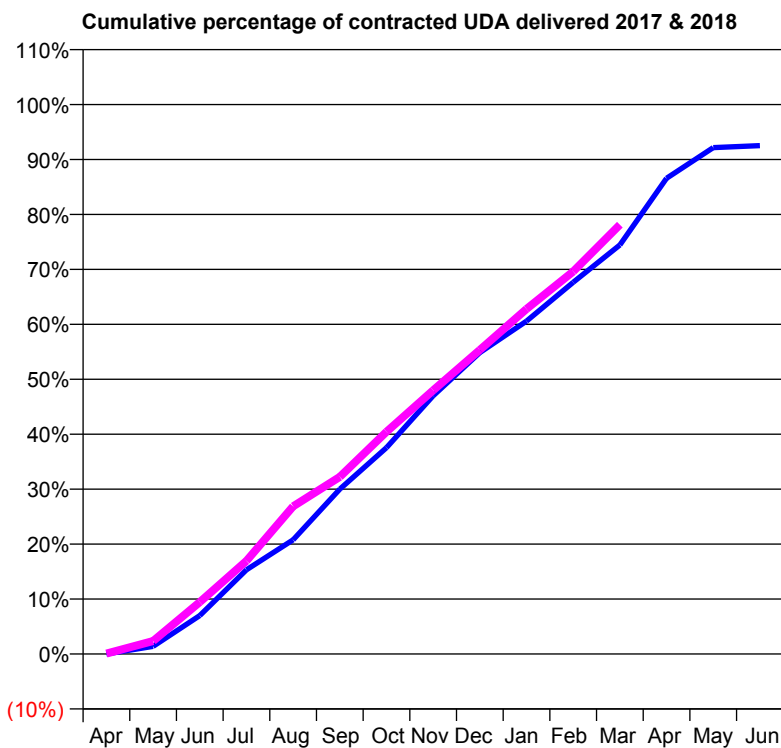
17/18 Contracted general activity (UDA)	4,525
Carry forward general activity (UDA)	0
17/18 Contracted orthodontic activity (UOA)	0
Carry forward orthodontic activity (UOA)	0
Baseline contract value	£144,987.22

ACCESS*

Patients seen in 24 months	Total	Change since previous quarter
Quarter ending March 2017	1,713	
Quarter ending June 2017	1,782	↑
Quarter ending September 2017	1,782	→
Quarter ending December 2017	1,755	↓
Quarter ending March 2018	1,700	↓
Variance since March 2017	(0.8%)	→



ACTIVITY



Month	Adjusted Scheduled Activity (UDA)	
	2017	2018
April	0	4
May	63	107
June	317	427
July	693	767
August	941	1,217
September	1,358	1,458
October	1,700	1,830
November	2,127	2,171
December	2,482	2,504
January	2,742	2,841
February	3,061	3,150
March	3,368	3,535
April	3,917	
May	4,170	
June	4,187	

QUALITY

	Quantity	Base Number	Contract	AT	Region	England
% of FP17s for the same patient ID Re-attending within 3 months - Children	48	885	5.4%	10.0%	11.5%	11.9%
% of FP17s for the same patient ID Re-attending within 3 months - Adults	138	1,317	10.5%	15.8%	16.8%	16.0%
% of FP17s for the same patient ID Re-attending between 3 & 9 months - Children	473	885	53.4%	47.3%	47.7%	58.3%
% of FP17s for the same patient ID Re-attending between 3 & 9 months - Adults	667	1,317	50.6%	37.5%	38.2%	50.3%
% of FP17s for Band 1 Urgent Courses	115	1,829	6.3%	10.9%	10.6%	9.1%
% of FP17s Relating to Free Repair or Replacements	0	1,829	0.0%	0.5%	0.6%	0.8%
% of FP17s Relating to Continuations	15	1,829	0.8%	0.6%	0.8%	1.0%
% of Patients satisfied with the dentistry they have received	4	4	N/A	87.9%	89.3%	91.5%
% of Patients satisfied with the time they had to wait for an appointment	3	4	N/A	83.3%	84.4%	87.9%

* This is based on patients treated on this contract for their most recent course of treatment. Figures in italics indicate the base number of FP17s or Patient Questionnaire responses are less than 100. N/A is shown where the base number of responses is less than 10 during the period. % is calculated as Quantity/Base number*100

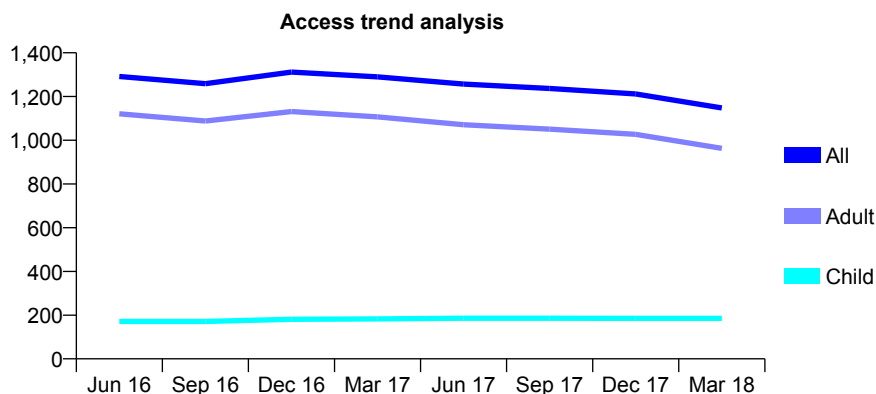
Q62 - Vital Signs At a Glance Contract Report for 337501/0001 - March 2018

Name or company name	MR E GHATEH
Contract type name	GDS Contract
Purpose of contract	General
Contract start date	01/04/2006
Contract end date	

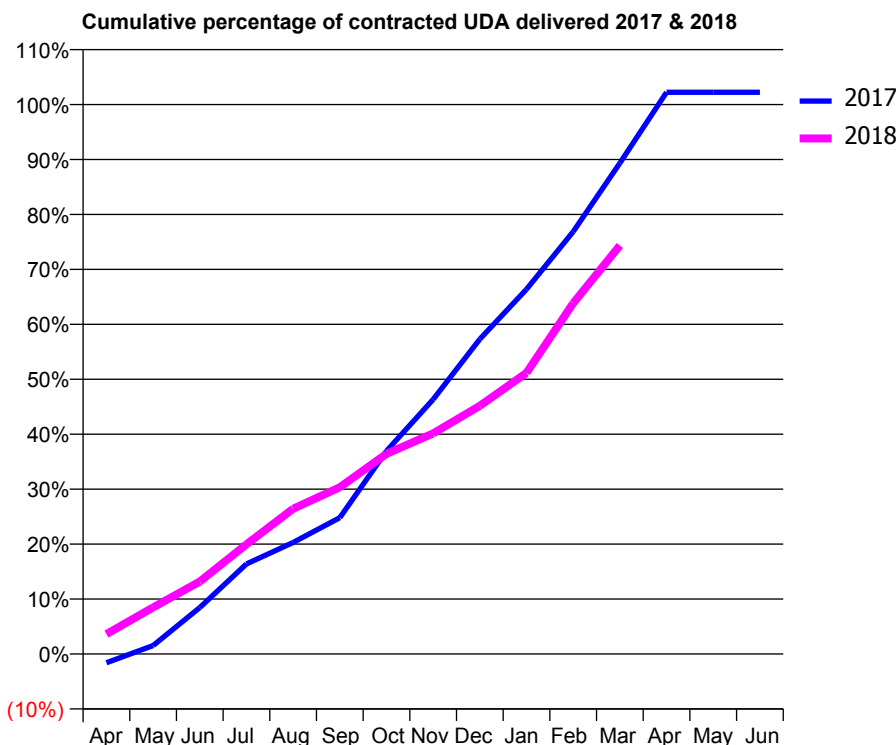
17/18 Contracted general activity (UDA)	4,250
Carry forward general activity (UDA)	-85
17/18 Contracted orthodontic activity (UOA)	0
Carry forward orthodontic activity (UOA)	0
Baseline contract value	£129,287.51

ACCESS*

Patients seen in 24 months	Total	Change since previous quarter
Quarter ending March 2017	1,290	
Quarter ending June 2017	1,257	↓
Quarter ending September 2017	1,237	↓
Quarter ending December 2017	1,212	↓
Quarter ending March 2018	1,148	↓
Variance since March 2017	(11.0%)	↓



ACTIVITY



Month	Adjusted Scheduled Activity (UDA)	
	2017	2018
April	-69	154
May	65	360
June	359	561
July	697	848
August	862	1,124
September	1,054	1,290
October	1,570	1,549
November	1,969	1,706
December	2,435	1,920
January	2,821	2,175
February	3,266	2,713
March	3,797	3,159
April	4,345	
May	4,345	
June	4,345	

QUALITY

	Quantity	Base Number	Contract	AT	Region	England
% of FP17s for the same patient ID Re-attending within 3 months - Children	44	216	20.4%	10.0%	11.5%	11.9%
% of FP17s for the same patient ID Re-attending within 3 months - Adults	242	961	25.2%	15.8%	16.8%	16.0%
% of FP17s for the same patient ID Re-attending between 3 & 9 months - Children	70	216	32.4%	47.3%	47.7%	58.3%
% of FP17s for the same patient ID Re-attending between 3 & 9 months - Adults	245	961	25.5%	37.5%	38.2%	50.3%
% of FP17s for Band 1 Urgent Courses	262	1,066	24.6%	10.9%	10.6%	9.1%
% of FP17s Relating to Free Repair or Replacements	8	1,066	0.8%	0.5%	0.6%	0.8%
% of FP17s Relating to Continuations	2	1,066	0.2%	0.6%	0.8%	1.0%
% of Patients satisfied with the dentistry they have received	0	0	N/A	87.9%	89.3%	91.5%
% of Patients satisfied with the time they had to wait for an appointment	0	0	N/A	83.3%	84.4%	87.9%

* This is based on patients treated on this contract for their most recent course of treatment. Figures in italics indicate the base number of FP17s or Patient Questionnaire responses are less than 100. N/A is shown where the base number of responses is less than 10 during the period. % is calculated as Quantity/Base number*100

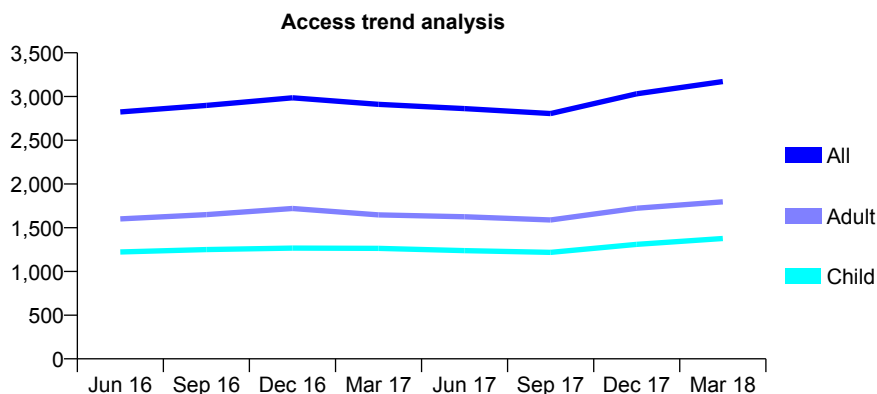
Q62 - Vital Signs At a Glance Contract Report for 341134/0001 - March 2018

Name or company name	MR A GHAFFARPOUR
Contract type name	GDS Contract
Purpose of contract	General
Contract start date	01/04/2006
Contract end date	

17/18 Contracted general activity (UDA)	7,125
Carry forward general activity (UDA)	108
17/18 Contracted orthodontic activity (UOA)	0
Carry forward orthodontic activity (UOA)	0
Baseline contract value	£343,143.20

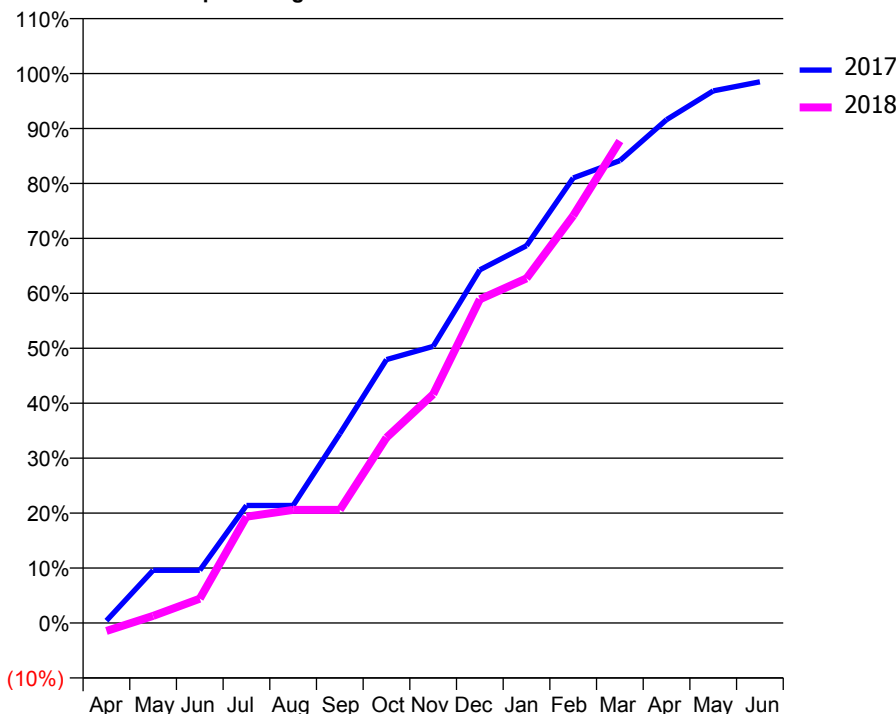
ACCESS*

Patients seen in 24 months	Total	Change since previous quarter
Quarter ending March 2017	2,910	
Quarter ending June 2017	2,862	↓
Quarter ending September 2017	2,806	↓
Quarter ending December 2017	3,031	↑
Quarter ending March 2018	3,172	↑
Variance since March 2017	9.0%	↑



ACTIVITY

Cumulative percentage of contracted UDA delivered 2017 & 2018



Month	Adjusted Scheduled Activity (UDA)	
	2017	2018
April	30	-105
May	683	92
June	683	316
July	1,524	1,379
August	1,524	1,468
September	2,455	1,468
October	3,416	2,404
November	3,587	2,965
December	4,579	4,198
January	4,893	4,468
February	5,771	5,281
March	5,995	6,249
April	6,526	
May	6,900	
June	7,017	

QUALITY

	Quantity	Base Number	Contract	AT	Region	England
% of FP17s for the same patient ID Re-attending within 3 months - Children	32	1,251	2.6%	10.0%	11.5%	11.9%
% of FP17s for the same patient ID Re-attending within 3 months - Adults	70	1,424	4.9%	15.8%	16.8%	16.0%
% of FP17s for the same patient ID Re-attending between 3 & 9 months - Children	323	1,251	25.8%	47.3%	47.7%	58.3%
% of FP17s for the same patient ID Re-attending between 3 & 9 months - Adults	219	1,424	15.4%	37.5%	38.2%	50.3%
% of FP17s for Band 1 Urgent Courses	70	2,319	3.0%	10.9%	10.6%	9.1%
% of FP17s Relating to Free Repair or Replacements	2	2,319	0.1%	0.5%	0.6%	0.8%
% of FP17s Relating to Continuations	3	2,319	0.1%	0.6%	0.8%	1.0%
% of Patients satisfied with the dentistry they have received	2	3	N/A	87.9%	89.3%	91.5%
% of Patients satisfied with the time they had to wait for an appointment	1	3	N/A	83.3%	84.4%	87.9%

* This is based on patients treated on this contract for their most recent course of treatment. Figures in italics indicate the base number of FP17s or Patient Questionnaire responses are less than 100. N/A is shown where the base number of responses is less than 10 during the period. % is calculated as Quantity/Base number*100

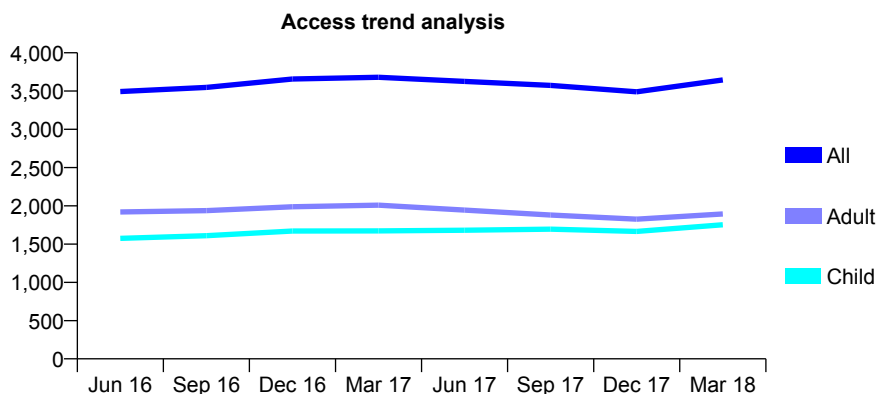
Q62 - Vital Signs At a Glance Contract Report for 341916/0001 - March 2018

Name or company name	MR G AL-SHAIKH RADI
Contract type name	GDS Contract
Purpose of contract	General
Contract start date	01/04/2006
Contract end date	

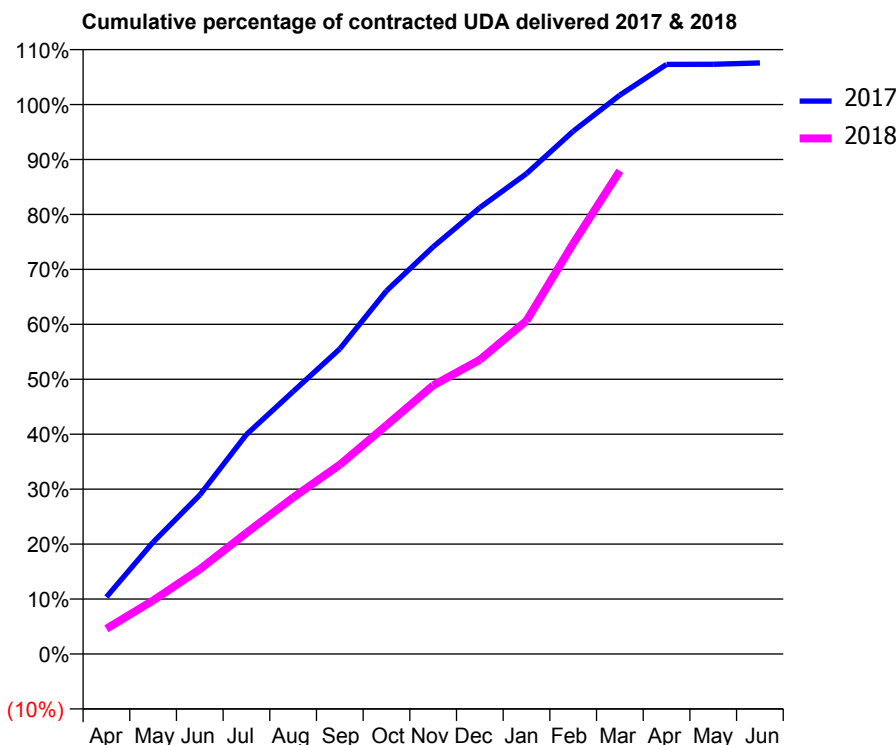
17/18 Contracted general activity (UDA)	11,917
Carry forward general activity (UDA)	-238
17/18 Contracted orthodontic activity (UOA)	0
Carry forward orthodontic activity (UOA)	0
Baseline contract value	£315,574.72

ACCESS*

Patients seen in 24 months	Total	Change since previous quarter
Quarter ending March 2017	3,681	
Quarter ending June 2017	3,626	↓
Quarter ending September 2017	3,574	↓
Quarter ending December 2017	3,490	↓
Quarter ending March 2018	3,646	↑
Variance since March 2017	(1.0%)	→



ACTIVITY



Month	Adjusted Scheduled Activity (UDA)	
	2017	2018
April	1,236	549
May	2,424	1,161
June	3,448	1,838
July	4,763	2,627
August	5,693	3,393
September	6,617	4,104
October	7,876	4,960
November	8,829	5,827
December	9,681	6,380
January	10,418	7,229
February	11,338	8,902
March	12,123	10,479
April	12,787	
May	12,791	
June	12,817	

QUALITY

	Quantity	Base Number	Contract	AT	Region	England
% of FP17s for the same patient ID Re-attending within 3 months - Children	111	2,063	5.4%	10.0%	11.5%	11.9%
% of FP17s for the same patient ID Re-attending within 3 months - Adults	234	1,778	13.2%	15.8%	16.8%	16.0%
% of FP17s for the same patient ID Re-attending between 3 & 9 months - Children	875	2,063	42.4%	47.3%	47.7%	58.3%
% of FP17s for the same patient ID Re-attending between 3 & 9 months - Adults	570	1,778	32.1%	37.5%	38.2%	50.3%
% of FP17s for Band 1 Urgent Courses	311	3,558	8.7%	10.9%	10.6%	9.1%
% of FP17s Relating to Free Repair or Replacements	6	3,558	0.2%	0.5%	0.6%	0.8%
% of FP17s Relating to Continuations	25	3,558	0.7%	0.6%	0.8%	1.0%
% of Patients satisfied with the dentistry they have received	0	1	N/A	87.9%	89.3%	91.5%
% of Patients satisfied with the time they had to wait for an appointment	0	1	N/A	83.3%	84.4%	87.9%

* This is based on patients treated on this contract for their most recent course of treatment. Figures in italics indicate the base number of FP17s or Patient Questionnaire responses are less than 100. N/A is shown where the base number of responses is less than 10 during the period. % is calculated as Quantity/Base number*100

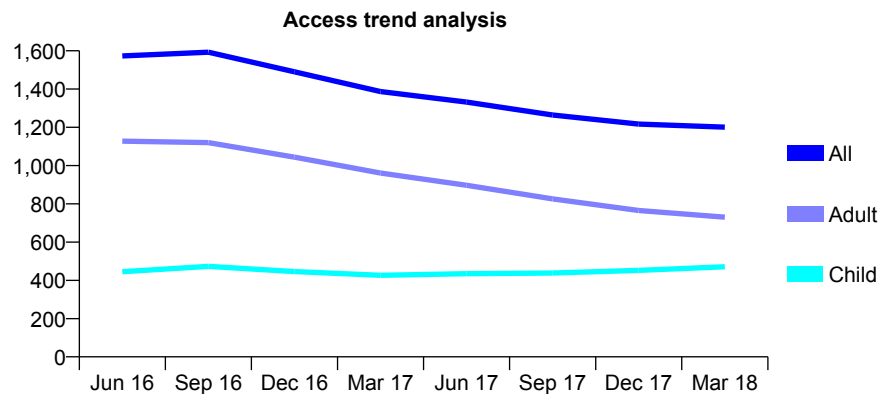
Q62 - Vital Signs At a Glance Contract Report for 341916/0002 - March 2018

Name or company name	MR G AL-SHAIKH RADI
Contract type name	GDS Contract
Purpose of contract	General
Contract start date	01/04/2006
Contract end date	

17/18 Contracted general activity (UDA)	5,201
Carry forward general activity (UDA)	0
17/18 Contracted orthodontic activity (UOA)	0
Carry forward orthodontic activity (UOA)	0
Baseline contract value	£158,980.89

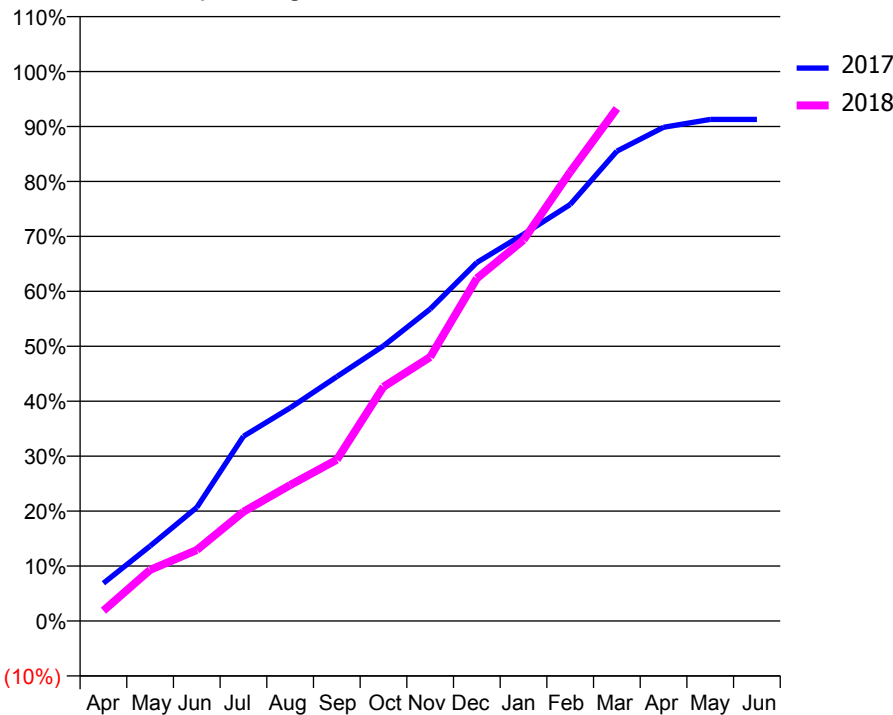
ACCESS*

Patients seen in 24 months	Total	Change since previous quarter
Quarter ending March 2017	1,387	
Quarter ending June 2017	1,332	↓
Quarter ending September 2017	1,264	↓
Quarter ending December 2017	1,217	↓
Quarter ending March 2018	1,201	↓
Variance since March 2017	(13.4%)	↓



ACTIVITY

Cumulative percentage of contracted UDA delivered 2017 & 2018



Month	Adjusted Scheduled Activity (UDA)	
	2017	2018
April	357	98
May	710	484
June	1,074	672
July	1,748	1,035
August	2,017	1,287
September	2,313	1,527
October	2,605	2,217
November	2,953	2,498
December	3,394	3,243
January	3,661	3,606
February	3,942	4,250
March	4,447	4,851
April	4,673	
May	4,747	
June	4,747	

QUALITY

	Quantity	Base Number	Contract	AT	Region	England
% of FP17s for the same patient ID Re-attending within 3 months - Children	46	515	8.9%	10.0%	11.5%	11.9%
% of FP17s for the same patient ID Re-attending within 3 months - Adults	120	681	17.6%	15.8%	16.8%	16.0%
% of FP17s for the same patient ID Re-attending between 3 & 9 months - Children	176	515	34.2%	47.3%	47.7%	58.3%
% of FP17s for the same patient ID Re-attending between 3 & 9 months - Adults	162	681	23.8%	37.5%	38.2%	50.3%
% of FP17s for Band 1 Urgent Courses	83	1,125	7.4%	10.9%	10.6%	9.1%
% of FP17s Relating to Free Repair or Replacements	0	1,125	0.0%	0.5%	0.6%	0.8%
% of FP17s Relating to Continuations	0	1,125	0.0%	0.6%	0.8%	1.0%
% of Patients satisfied with the dentistry they have received	0	0	N/A	87.9%	89.3%	91.5%
% of Patients satisfied with the time they had to wait for an appointment	0	0	N/A	83.3%	84.4%	87.9%

* This is based on patients treated on this contract for their most recent course of treatment. Figures in italics indicate the base number of FP17s or Patient Questionnaire responses are less than 100. N/A is shown where the base number of responses is less than 10 during the period. % is calculated as Quantity/Base number*100

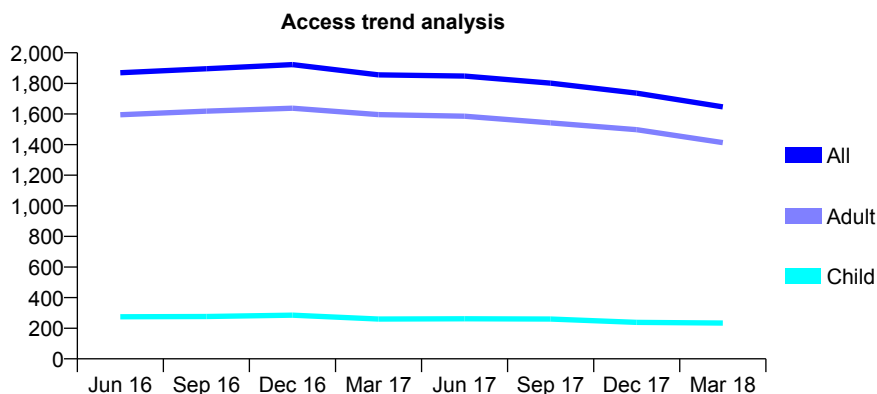
Q62 - Vital Signs At a Glance Contract Report for 343110/0001 - March 2018

Name or company name	MR S SENGUPTA
Contract type name	GDS Contract
Purpose of contract	General
Contract start date	01/04/2006
Contract end date	

17/18 Contracted general activity (UDA)	6,927
Carry forward general activity (UDA)	268
17/18 Contracted orthodontic activity (UOA)	0
Carry forward orthodontic activity (UOA)	0
Baseline contract value	£239,865.39

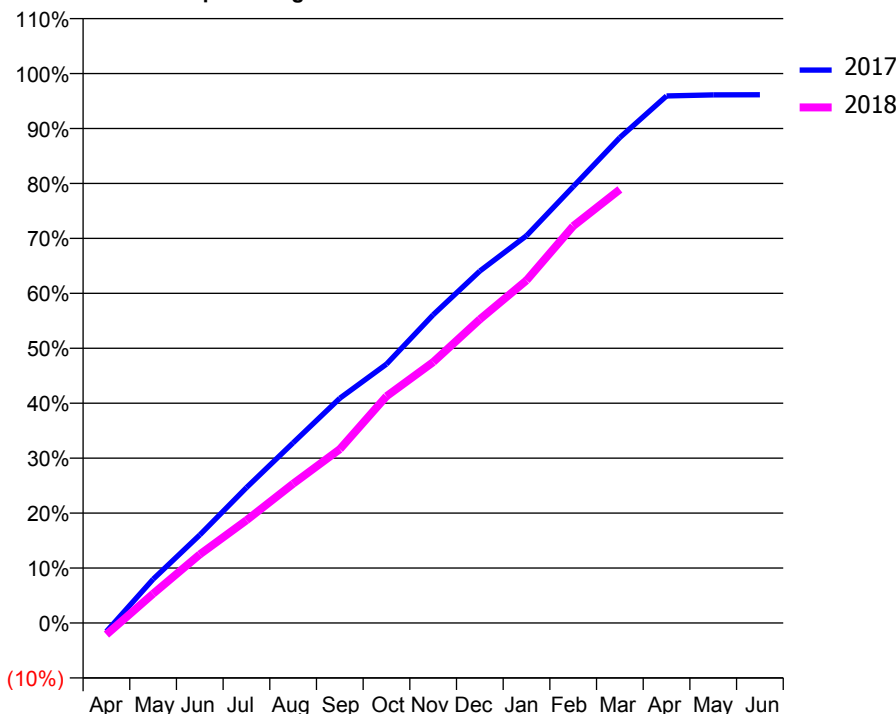
ACCESS*

Patients seen in 24 months	Total	Change since previous quarter
Quarter ending March 2017	1,856	
Quarter ending June 2017	1,848	→
Quarter ending September 2017	1,802	↓
Quarter ending December 2017	1,736	↓
Quarter ending March 2018	1,647	↓
Variance since March 2017	(11.3%)	↓



ACTIVITY

Cumulative percentage of contracted UDA delivered 2017 & 2018



Month	Adjusted Scheduled Activity (UDA)	
	2017	2018
April	-109	-147
May	553	370
June	1,110	864
July	1,706	1,295
August	2,272	1,755
September	2,833	2,191
October	3,264	2,858
November	3,886	3,288
December	4,436	3,828
January	4,883	4,319
February	5,501	5,003
March	6,120	5,466
April	6,644	
May	6,657	
June	6,659	

QUALITY

	Quantity	Base Number	Contract	AT	Region	England
% of FP17s for the same patient ID Re-attending within 3 months - Children	9	241	3.7%	10.0%	11.5%	11.9%
% of FP17s for the same patient ID Re-attending within 3 months - Adults	159	1,339	11.9%	15.8%	16.8%	16.0%
% of FP17s for the same patient ID Re-attending between 3 & 9 months - Children	82	241	34.0%	47.3%	47.7%	58.3%
% of FP17s for the same patient ID Re-attending between 3 & 9 months - Adults	428	1,339	32.0%	37.5%	38.2%	50.3%
% of FP17s for Band 1 Urgent Courses	48	1,490	3.2%	10.9%	10.6%	9.1%
% of FP17s Relating to Free Repair or Replacements	7	1,490	0.5%	0.5%	0.6%	0.8%
% of FP17s Relating to Continuations	25	1,490	1.7%	0.6%	0.8%	1.0%
% of Patients satisfied with the dentistry they have received	2	2	N/A	87.9%	89.3%	91.5%
% of Patients satisfied with the time they had to wait for an appointment	2	2	N/A	83.3%	84.4%	87.9%

* This is based on patients treated on this contract for their most recent course of treatment. Figures in italics indicate the base number of FP17s or Patient Questionnaire responses are less than 100. N/A is shown where the base number of responses is less than 10 during the period. % is calculated as Quantity/Base number*100

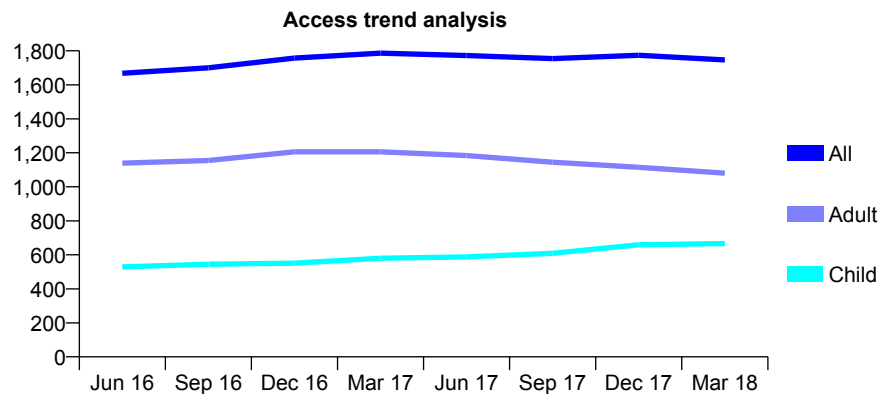
Q62 - Vital Signs At a Glance Contract Report for 343668/0001 - March 2018

Name or company name	MR PS PANESAR
Contract type name	GDS Contract
Purpose of contract	General
Contract start date	15/11/2007
Contract end date	

17/18 Contracted general activity (UDA)	5,175
Carry forward general activity (UDA)	6
17/18 Contracted orthodontic activity (UOA)	0
Carry forward orthodontic activity (UOA)	0
Baseline contract value	£145,263.22

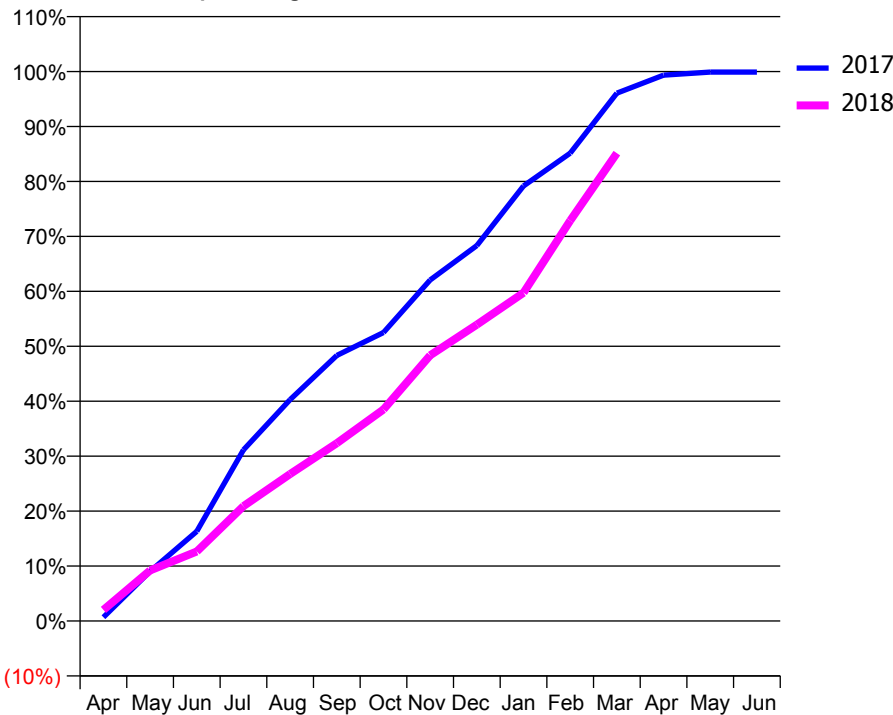
ACCESS*

Patients seen in 24 months	Total	Change since previous quarter
Quarter ending March 2017	1,786	
Quarter ending June 2017	1,772	→
Quarter ending September 2017	1,754	↓
Quarter ending December 2017	1,774	→
Quarter ending March 2018	1,746	↓
Variance since March 2017	(2.2%)	↓



ACTIVITY

Cumulative percentage of contracted UDA delivered 2017 & 2018



Month	Adjusted Scheduled Activity (UDA)	
	2017	2018
April	36	105
May	468	477
June	844	654
July	1,612	1,082
August	2,086	1,384
September	2,501	1,675
October	2,717	1,993
November	3,211	2,502
December	3,536	2,791
January	4,097	3,092
February	4,407	3,770
March	4,971	4,406
April	5,141	
May	5,169	
June	5,169	

QUALITY

	Quantity	Base Number	Contract	AT	Region	England
% of FP17s for the same patient ID Re-attending within 3 months - Children	62	784	7.9%	10.0%	11.5%	11.9%
% of FP17s for the same patient ID Re-attending within 3 months - Adults	93	891	10.4%	15.8%	16.8%	16.0%
% of FP17s for the same patient ID Re-attending between 3 & 9 months - Children	300	784	38.3%	47.3%	47.7%	58.3%
% of FP17s for the same patient ID Re-attending between 3 & 9 months - Adults	235	891	26.4%	37.5%	38.2%	50.3%
% of FP17s for Band 1 Urgent Courses	144	1,560	9.2%	10.9%	10.6%	9.1%
% of FP17s Relating to Free Repair or Replacements	10	1,560	0.6%	0.5%	0.6%	0.8%
% of FP17s Relating to Continuations	3	1,560	0.2%	0.6%	0.8%	1.0%
% of Patients satisfied with the dentistry they have received	1	1	N/A	87.9%	89.3%	91.5%
% of Patients satisfied with the time they had to wait for an appointment	1	1	N/A	83.3%	84.4%	87.9%

* This is based on patients treated on this contract for their most recent course of treatment. Figures in italics indicate the base number of FP17s or Patient Questionnaire responses are less than 100. N/A is shown where the base number of responses is less than 10 during the period. % is calculated as Quantity/Base number*100

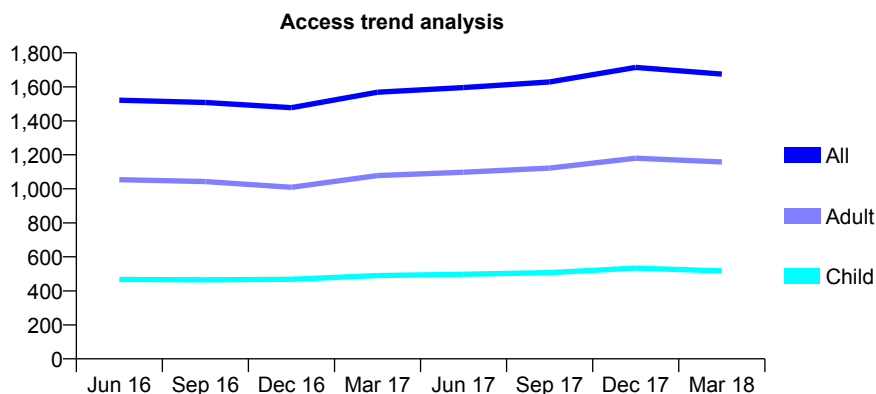
Q62 - Vital Signs At a Glance Contract Report for 345075/0001 - March 2018

Name or company name	MR S AKRAM
Contract type name	GDS Contract
Purpose of contract	General
Contract start date	25/11/2009
Contract end date	

17/18 Contracted general activity (UDA)	5,048
Carry forward general activity (UDA)	0
17/18 Contracted orthodontic activity (UOA)	0
Carry forward orthodontic activity (UOA)	0
Baseline contract value	£148,218.09

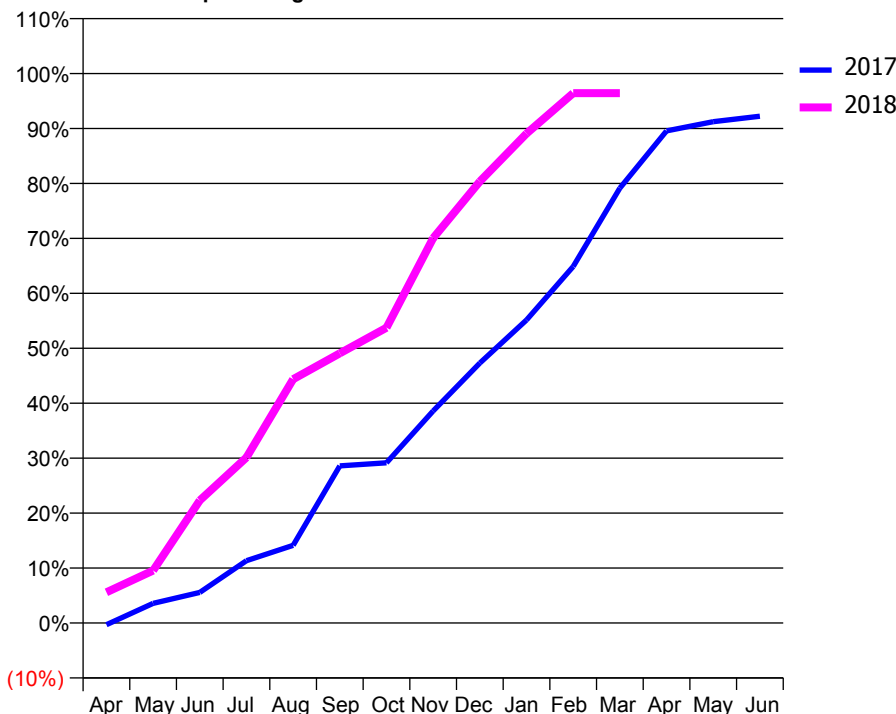
ACCESS*

Patients seen in 24 months	Total	Change since previous quarter
Quarter ending March 2017	1,568	
Quarter ending June 2017	1,596	→
Quarter ending September 2017	1,629	↑
Quarter ending December 2017	1,714	↑
Quarter ending March 2018	1,675	↓
Variance since March 2017	6.8%	↑



ACTIVITY

Cumulative percentage of contracted UDA delivered 2017 & 2018



Month	Adjusted Scheduled Activity (UDA)	
	2017	2018
April	-16	282
May	181	482
June	281	1,126
July	573	1,521
August	714	2,240
September	1,443	2,477
October	1,471	2,713
November	1,948	3,536
December	2,388	4,057
January	2,784	4,497
February	3,275	4,867
March	3,995	4,867
April	4,521	
May	4,605	
June	4,655	

QUALITY

	Quantity	Base Number	Contract	AT	Region	England
% of FP17s for the same patient ID Re-attending within 3 months - Children	58	630	9.2%	10.0%	11.5%	11.9%
% of FP17s for the same patient ID Re-attending within 3 months - Adults	231	1,290	17.9%	15.8%	16.8%	16.0%
% of FP17s for the same patient ID Re-attending between 3 & 9 months - Children	301	630	47.8%	47.3%	47.7%	58.3%
% of FP17s for the same patient ID Re-attending between 3 & 9 months - Adults	419	1,290	32.5%	37.5%	38.2%	50.3%
% of FP17s for Band 1 Urgent Courses	271	1,749	15.5%	10.9%	10.6%	9.1%
% of FP17s Relating to Free Repair or Replacements	7	1,749	0.4%	0.5%	0.6%	0.8%
% of FP17s Relating to Continuations	0	1,749	0.0%	0.6%	0.8%	1.0%
% of Patients satisfied with the dentistry they have received	1	1	N/A	87.9%	89.3%	91.5%
% of Patients satisfied with the time they had to wait for an appointment	1	1	N/A	83.3%	84.4%	87.9%

* This is based on patients treated on this contract for their most recent course of treatment. Figures in italics indicate the base number of FP17s or Patient Questionnaire responses are less than 100. N/A is shown where the base number of responses is less than 10 during the period. % is calculated as Quantity/Base number*100

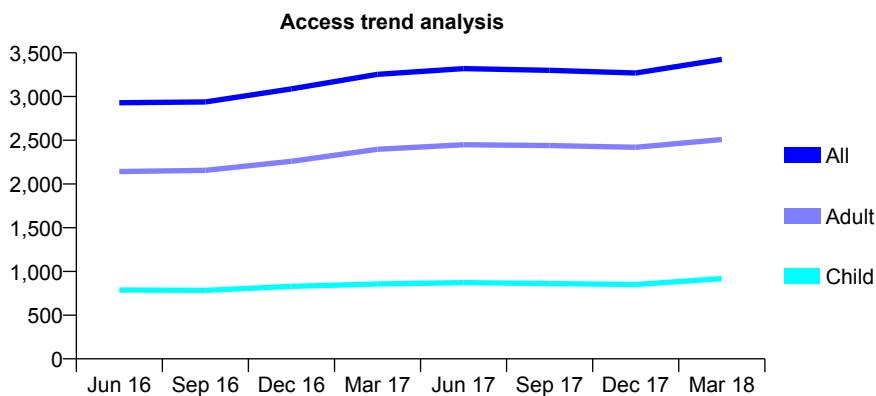
Q62 - Vital Signs At a Glance Contract Report for 352748/0001 - March 2018

Name or company name	MR DV CHAN
Contract type name	GDS Contract
Purpose of contract	General
Contract start date	01/04/2006
Contract end date	

17/18 Contracted general activity (UDA)	9,078
Carry forward general activity (UDA)	247
17/18 Contracted orthodontic activity (UOA)	0
Carry forward orthodontic activity (UOA)	0
Baseline contract value	£280,018.07

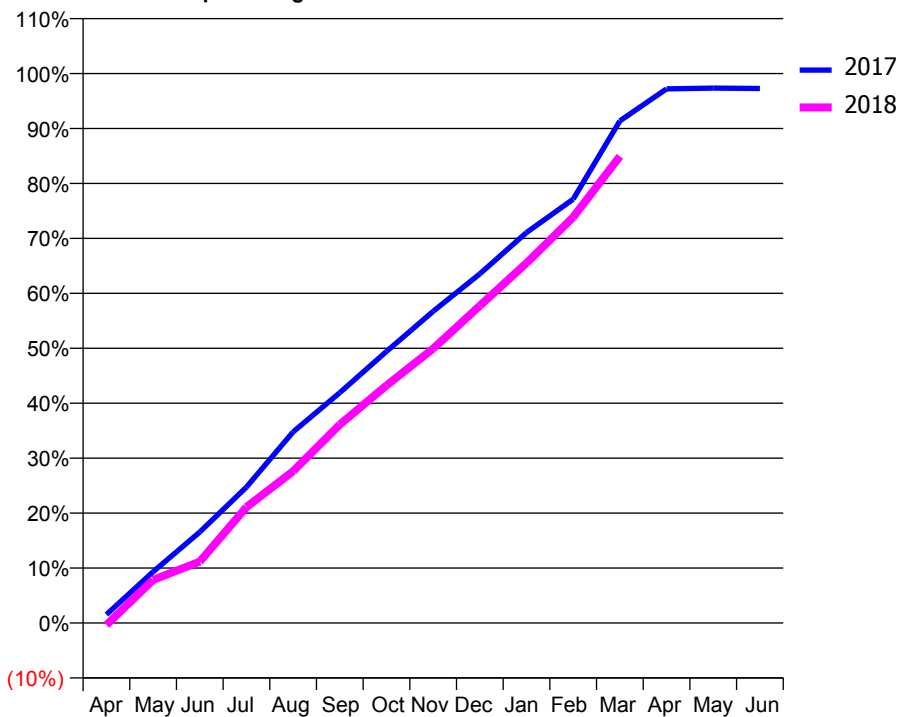
ACCESS*

Patients seen in 24 months	Total	Change since previous quarter
Quarter ending March 2017	3,254	
Quarter ending June 2017	3,320	↑
Quarter ending September 2017	3,300	→
Quarter ending December 2017	3,269	→
Quarter ending March 2018	3,425	↑
Variance since March 2017	5.3%	↑



ACTIVITY

Cumulative percentage of contracted UDA delivered 2017 & 2018



Month	Adjusted Scheduled Activity (UDA)	
	2017	2018
April	141	-35
May	847	713
June	1,504	1,014
July	2,247	1,916
August	3,157	2,508
September	3,806	3,278
October	4,486	3,924
November	5,148	4,532
December	5,769	5,243
January	6,452	5,946
February	7,003	6,704
March	8,295	7,709
April	8,825	
May	8,838	
June	8,831	

QUALITY

	Quantity	Base Number	Contract	AT	Region	England
% of FP17s for the same patient ID Re-attending within 3 months - Children	99	1,406	7.0%	10.0%	11.5%	11.9%
% of FP17s for the same patient ID Re-attending within 3 months - Adults	349	3,375	10.3%	15.8%	16.8%	16.0%
% of FP17s for the same patient ID Re-attending between 3 & 9 months - Children	869	1,406	61.8%	47.3%	47.7%	58.3%
% of FP17s for the same patient ID Re-attending between 3 & 9 months - Adults	2,035	3,375	60.3%	37.5%	38.2%	50.3%
% of FP17s for Band 1 Urgent Courses	303	4,053	7.5%	10.9%	10.6%	9.1%
% of FP17s Relating to Free Repair or Replacements	14	4,053	0.3%	0.5%	0.6%	0.8%
% of FP17s Relating to Continuations	6	4,053	0.1%	0.6%	0.8%	1.0%
% of Patients satisfied with the dentistry they have received	3	3	N/A	87.9%	89.3%	91.5%
% of Patients satisfied with the time they had to wait for an appointment	3	3	N/A	83.3%	84.4%	87.9%

* This is based on patients treated on this contract for their most recent course of treatment. Figures in italics indicate the base number of FP17s or Patient Questionnaire responses are less than 100. N/A is shown where the base number of responses is less than 10 during the period. % is calculated as Quantity/Base number*100

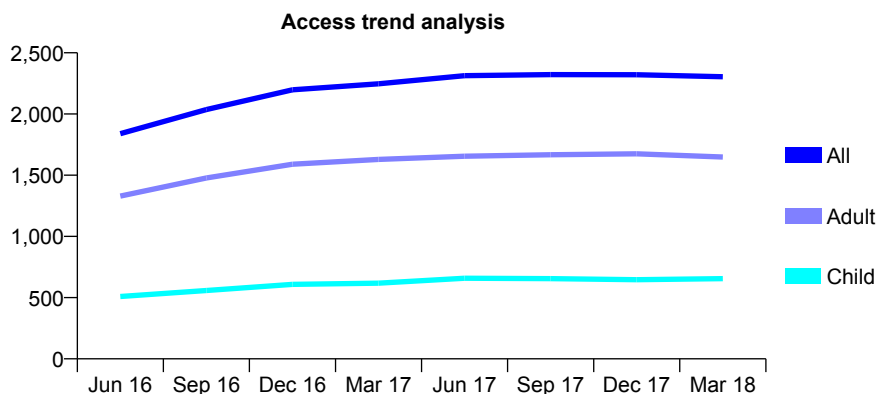
Q62 - Vital Signs At a Glance Contract Report for 353213/0003 - March 2018

Name or company name	Chiswick Dental Care Ltd
Contract type name	GDS Contract
Purpose of contract	General
Contract start date	01/04/2015
Contract end date	

17/18 Contracted general activity (UDA)	5,500
Carry forward general activity (UDA)	-110
17/18 Contracted orthodontic activity (UOA)	0
Carry forward orthodontic activity (UOA)	0
Baseline contract value	£136,037.84

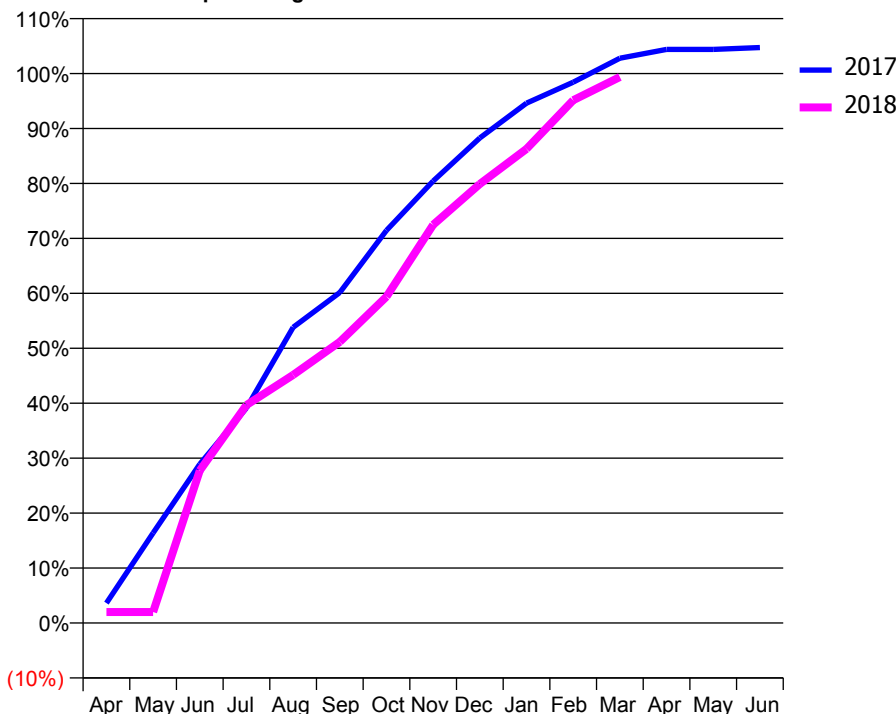
ACCESS*

Patients seen in 24 months	Total	Change since previous quarter
Quarter ending March 2017	2,247	
Quarter ending June 2017	2,313	↑
Quarter ending September 2017	2,322	→
Quarter ending December 2017	2,321	→
Quarter ending March 2018	2,304	→
Variance since March 2017	2.5%	↑



ACTIVITY

Cumulative percentage of contracted UDA delivered 2017 & 2018



Month	Adjusted Scheduled Activity (UDA)	
	2017	2018
April	200	110
May	902	110
June	1,590	1,526
July	2,153	2,182
August	2,959	2,483
September	3,307	2,814
October	3,930	3,266
November	4,424	3,987
December	4,855	4,394
January	5,203	4,745
February	5,412	5,233
March	5,654	5,465
April	5,741	
May	5,741	
June	5,759	

QUALITY

	Quantity	Base Number	Contract	AT	Region	England
% of FP17s for the same patient ID Re-attending within 3 months - Children	49	774	6.3%	10.0%	11.5%	11.9%
% of FP17s for the same patient ID Re-attending within 3 months - Adults	224	1,895	11.8%	15.8%	16.8%	16.0%
% of FP17s for the same patient ID Re-attending between 3 & 9 months - Children	343	774	44.3%	47.3%	47.7%	58.3%
% of FP17s for the same patient ID Re-attending between 3 & 9 months - Adults	833	1,895	44.0%	37.5%	38.2%	50.3%
% of FP17s for Band 1 Urgent Courses	192	2,584	7.4%	10.9%	10.6%	9.1%
% of FP17s Relating to Free Repair or Replacements	11	2,584	0.4%	0.5%	0.6%	0.8%
% of FP17s Relating to Continuations	4	2,584	0.2%	0.6%	0.8%	1.0%
% of Patients satisfied with the dentistry they have received	0	0	N/A	87.9%	89.3%	91.5%
% of Patients satisfied with the time they had to wait for an appointment	0	0	N/A	83.3%	84.4%	87.9%

* This is based on patients treated on this contract for their most recent course of treatment. Figures in italics indicate the base number of FP17s or Patient Questionnaire responses are less than 100. N/A is shown where the base number of responses is less than 10 during the period. % is calculated as Quantity/Base number*100

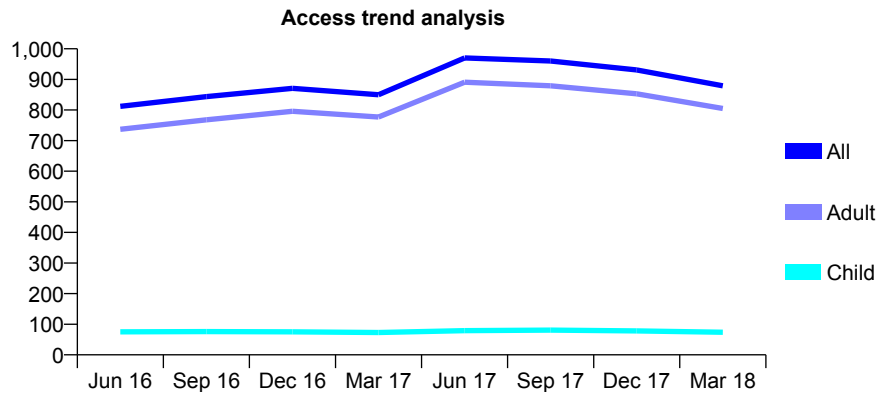
Q62 - Vital Signs At a Glance Contract Report for 355569/0002 - March 2018

Name or company name	MISS S LALANI
Contract type name	GDS Contract
Purpose of contract	General
Contract start date	09/05/2006
Contract end date	

17/18 Contracted general activity (UDA)	4,500
Carry forward general activity (UDA)	85
17/18 Contracted orthodontic activity (UOA)	0
Carry forward orthodontic activity (UOA)	0
Baseline contract value	£138,468.05

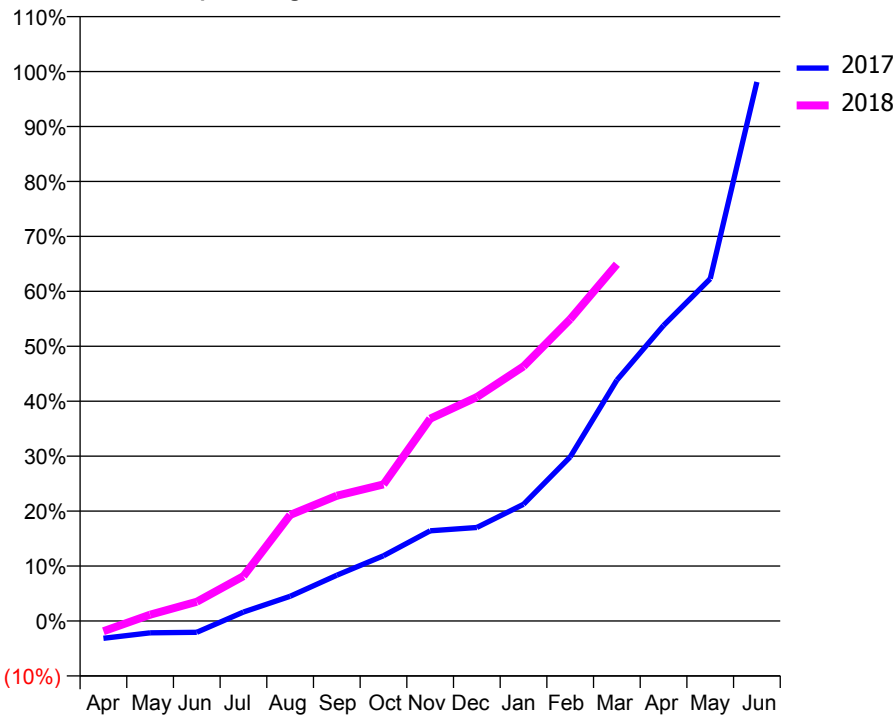
ACCESS*

Patients seen in 24 months	Total	Change since previous quarter
Quarter ending March 2017	850	
Quarter ending June 2017	970	↑
Quarter ending September 2017	960	↓
Quarter ending December 2017	931	↓
Quarter ending March 2018	879	↓
Variance since March 2017	3.4%	↑



ACTIVITY

Cumulative percentage of contracted UDA delivered 2017 & 2018



Month	Adjusted Scheduled Activity (UDA)	
	2017	2018
April	-142	-85
May	-97	51
June	-93	157
July	73	368
August	202	869
September	375	1,026
October	534	1,119
November	739	1,657
December	766	1,834
January	956	2,085
February	1,344	2,472
March	1,973	2,921
April	2,420	
May	2,802	
June	4,415	

QUALITY

	Quantity	Base Number	Contract	AT	Region	England
% of FP17s for the same patient ID Re-attending within 3 months - Children	4	84	4.8%	10.0%	11.5%	11.9%
% of FP17s for the same patient ID Re-attending within 3 months - Adults	105	859	12.2%	15.8%	16.8%	16.0%
% of FP17s for the same patient ID Re-attending between 3 & 9 months - Children	22	84	26.2%	47.3%	47.7%	58.3%
% of FP17s for the same patient ID Re-attending between 3 & 9 months - Adults	220	859	25.6%	37.5%	38.2%	50.3%
% of FP17s for Band 1 Urgent Courses	121	709	17.1%	10.9%	10.6%	9.1%
% of FP17s Relating to Free Repair or Replacements	3	709	0.4%	0.5%	0.6%	0.8%
% of FP17s Relating to Continuations	2	709	0.3%	0.6%	0.8%	1.0%
% of Patients satisfied with the dentistry they have received	2	2	N/A	87.9%	89.3%	91.5%
% of Patients satisfied with the time they had to wait for an appointment	2	2	N/A	83.3%	84.4%	87.9%

* This is based on patients treated on this contract for their most recent course of treatment. Figures in italics indicate the base number of FP17s or Patient Questionnaire responses are less than 100. N/A is shown where the base number of responses is less than 10 during the period. % is calculated as Quantity/Base number*100

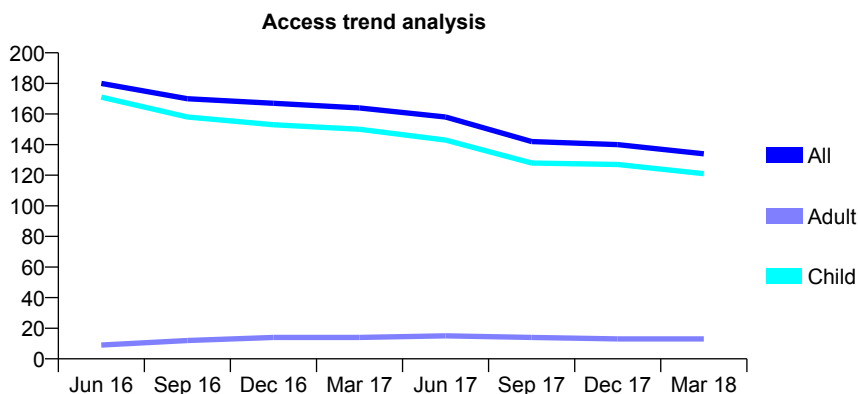
Q62 - Vital Signs At a Glance Contract Report for 355968/0001 - March 2018

Name or company name	MR JP RUPARELIA
Contract type name	GDS Contract
Purpose of contract	General
Contract start date	01/05/2007
Contract end date	

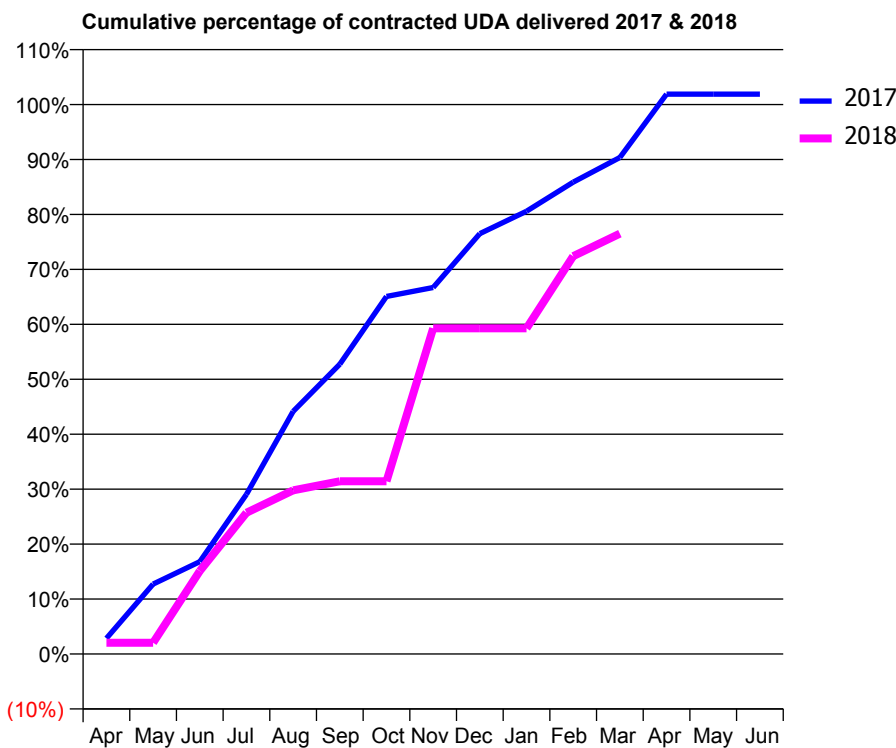
17/18 Contracted general activity (UDA)	245
Carry forward general activity (UDA)	-5
17/18 Contracted orthodontic activity (UOA)	0
Carry forward orthodontic activity (UOA)	0
Baseline contract value	£5,790.69

ACCESS*

Patients seen in 24 months	Total	Change since previous quarter
Quarter ending March 2017	164	
Quarter ending June 2017	158	↓
Quarter ending September 2017	142	↓
Quarter ending December 2017	140	↓
Quarter ending March 2018	134	↓
Variance since March 2017	(18.3%)	↓



ACTIVITY



Month	Adjusted Scheduled Activity (UDA)	
	2017	2018
April	7	5
May	31	5
June	41	37
July	71	63
August	108	73
September	129	77
October	159	77
November	163	145
December	187	145
January	197	145
February	210	177
March	221	187
April	250	
May	250	
June	250	

QUALITY

	Quantity	Base Number	Contract	AT	Region	England
% of FP17s for the same patient ID Re-attending within 3 months - Children	6	141	4.3%	10.0%	11.5%	11.9%
% of FP17s for the same patient ID Re-attending within 3 months - Adults	0	9	0.0%	15.8%	16.8%	16.0%
% of FP17s for the same patient ID Re-attending between 3 & 9 months - Children	50	141	35.5%	47.3%	47.7%	58.3%
% of FP17s for the same patient ID Re-attending between 3 & 9 months - Adults	2	9	22.2%	37.5%	38.2%	50.3%
% of FP17s for Band 1 Urgent Courses	2	132	1.5%	10.9%	10.6%	9.1%
% of FP17s Relating to Free Repair or Replacements	0	132	0.0%	0.5%	0.6%	0.8%
% of FP17s Relating to Continuations	0	132	0.0%	0.6%	0.8%	1.0%
% of Patients satisfied with the dentistry they have received	0	0	N/A	87.9%	89.3%	91.5%
% of Patients satisfied with the time they had to wait for an appointment	0	0	N/A	83.3%	84.4%	87.9%

* This is based on patients treated on this contract for their most recent course of treatment. Figures in italics indicate the base number of FP17s or Patient Questionnaire responses are less than 100. N/A is shown where the base number of responses is less than 10 during the period. % is calculated as Quantity/Base number*100

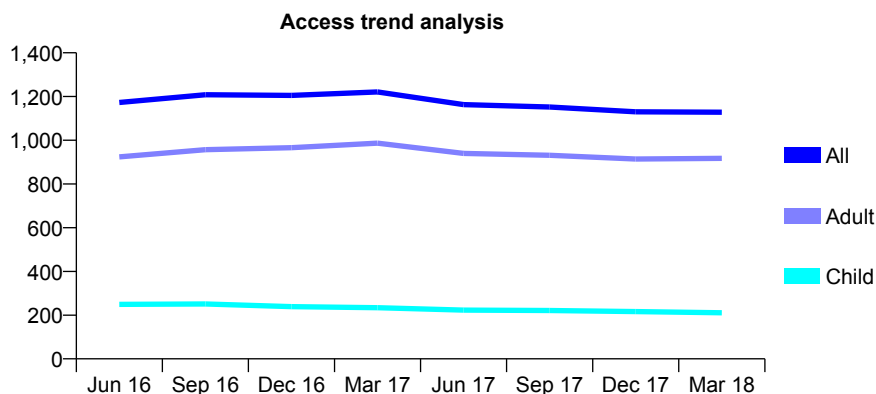
Q62 - Vital Signs At a Glance Contract Report for 358037/0001 - March 2018

Name or company name	MR MR NAJAFI
Contract type name	GDS Contract
Purpose of contract	General
Contract start date	01/04/2006
Contract end date	

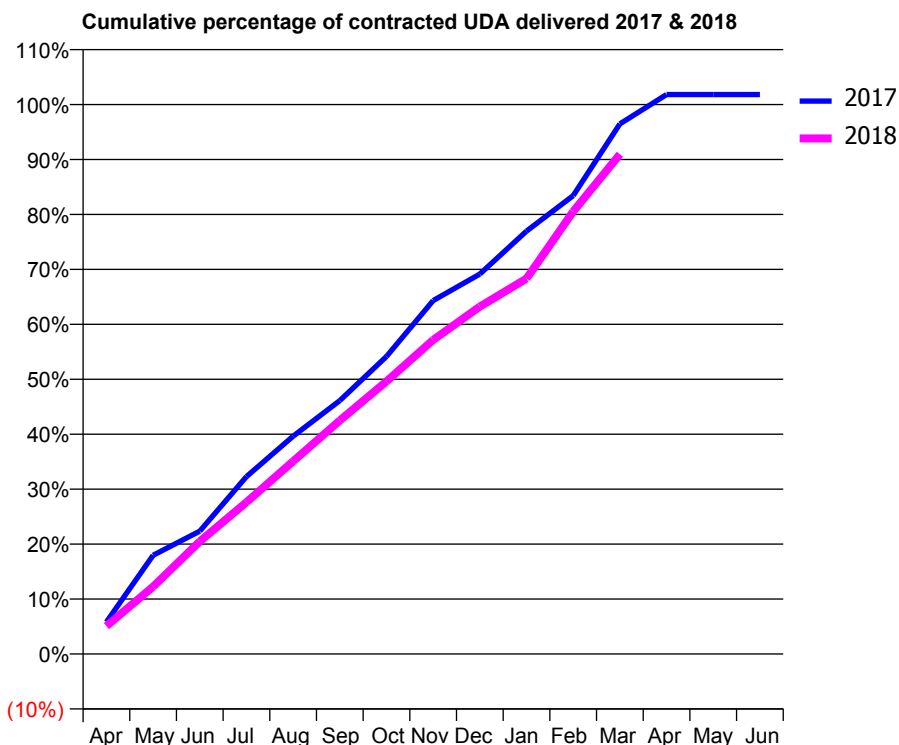
17/18 Contracted general activity (UDA)	4,196
Carry forward general activity (UDA)	-76
17/18 Contracted orthodontic activity (UOA)	0
Carry forward orthodontic activity (UOA)	0
Baseline contract value	£110,110.05

ACCESS*

Patients seen in 24 months	Total	Change since previous quarter
Quarter ending March 2017	1,221	
Quarter ending June 2017	1,163	↓
Quarter ending September 2017	1,152	→
Quarter ending December 2017	1,130	↓
Quarter ending March 2018	1,128	→
Variance since March 2017	(7.6%)	↓



ACTIVITY



Month	Adjusted Scheduled Activity (UDA)	
	2017	2018
April	244	214
May	754	514
June	939	860
July	1,355	1,160
August	1,663	1,472
September	1,935	1,784
October	2,272	2,082
November	2,698	2,399
December	2,901	2,653
January	3,229	2,867
February	3,500	3,379
March	4,048	3,816
April	4,272	
May	4,272	
June	4,272	

QUALITY

	Quantity	Base Number	Contract	AT	Region	England
% of FP17s for the same patient ID Re-attending within 3 months - Children	23	267	8.6%	10.0%	11.5%	11.9%
% of FP17s for the same patient ID Re-attending within 3 months - Adults	108	814	13.3%	15.8%	16.8%	16.0%
% of FP17s for the same patient ID Re-attending between 3 & 9 months - Children	128	267	47.9%	47.3%	47.7%	58.3%
% of FP17s for the same patient ID Re-attending between 3 & 9 months - Adults	257	814	31.6%	37.5%	38.2%	50.3%
% of FP17s for Band 1 Urgent Courses	156	1,009	15.5%	10.9%	10.6%	9.1%
% of FP17s Relating to Free Repair or Replacements	3	1,009	0.3%	0.5%	0.6%	0.8%
% of FP17s Relating to Continuations	1	1,009	0.1%	0.6%	0.8%	1.0%
% of Patients satisfied with the dentistry they have received	1	1	N/A	87.9%	89.3%	91.5%
% of Patients satisfied with the time they had to wait for an appointment	1	1	N/A	83.3%	84.4%	87.9%

* This is based on patients treated on this contract for their most recent course of treatment. Figures in italics indicate the base number of FP17s or Patient Questionnaire responses are less than 100. N/A is shown where the base number of responses is less than 10 during the period. % is calculated as Quantity/Base number*100

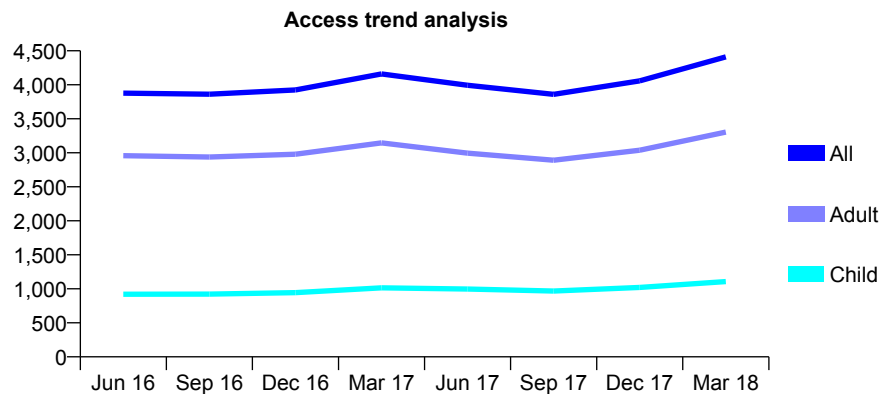
Q62 - Vital Signs At a Glance Contract Report for 359270/0001 - March 2018

Name or company name	MR AF RAI
Contract type name	GDS Contract
Purpose of contract	General
Contract start date	01/02/2009
Contract end date	

17/18 Contracted general activity (UDA)	9,679
Carry forward general activity (UDA)	285
17/18 Contracted orthodontic activity (UOA)	0
Carry forward orthodontic activity (UOA)	0
Baseline contract value	£205,818.67

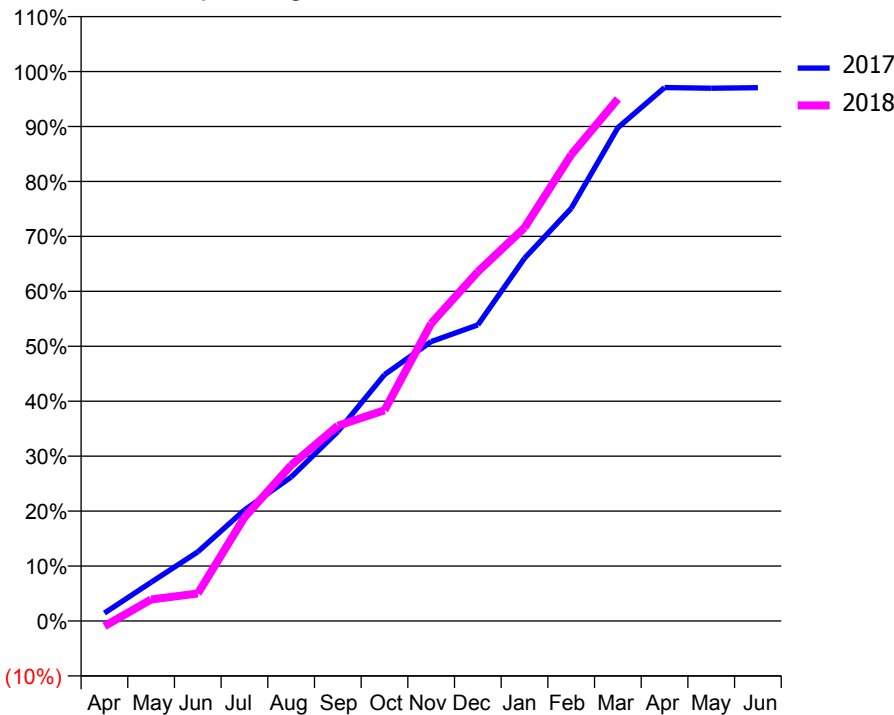
ACCESS*

Patients seen in 24 months	Total	Change since previous quarter
Quarter ending March 2017	4,160	
Quarter ending June 2017	3,993	↓
Quarter ending September 2017	3,859	↓
Quarter ending December 2017	4,058	↑
Quarter ending March 2018	4,411	↑
Variance since March 2017	6.0%	↑



ACTIVITY

Cumulative percentage of contracted UDA delivered 2017 & 2018



Month	Adjusted Scheduled Activity (UDA)	
	2017	2018
April	139	-93
May	681	378
June	1,218	484
July	1,956	1,826
August	2,535	2,746
September	3,335	3,439
October	4,339	3,711
November	4,921	5,240
December	5,216	6,153
January	6,391	6,928
February	7,269	8,213
March	8,689	9,196
April	9,397	
May	9,386	
June	9,394	

QUALITY

	Quantity	Base Number	Contract	AT	Region	England
% of FP17s for the same patient ID Re-attending within 3 months - Children	91	1,412	6.4%	10.0%	11.5%	11.9%
% of FP17s for the same patient ID Re-attending within 3 months - Adults	412	3,802	10.8%	15.8%	16.8%	16.0%
% of FP17s for the same patient ID Re-attending between 3 & 9 months - Children	775	1,412	54.9%	47.3%	47.7%	58.3%
% of FP17s for the same patient ID Re-attending between 3 & 9 months - Adults	1,585	3,802	41.7%	37.5%	38.2%	50.3%
% of FP17s for Band 1 Urgent Courses	297	4,913	6.0%	10.9%	10.6%	9.1%
% of FP17s Relating to Free Repair or Replacements	29	4,913	0.6%	0.5%	0.6%	0.8%
% of FP17s Relating to Continuations	76	4,913	1.5%	0.6%	0.8%	1.0%
% of Patients satisfied with the dentistry they have received	2	3	N/A	87.9%	89.3%	91.5%
% of Patients satisfied with the time they had to wait for an appointment	3	3	N/A	83.3%	84.4%	87.9%

* This is based on patients treated on this contract for their most recent course of treatment. Figures in italics indicate the base number of FP17s or Patient Questionnaire responses are less than 100. N/A is shown where the base number of responses is less than 10 during the period. % is calculated as Quantity/Base number*100

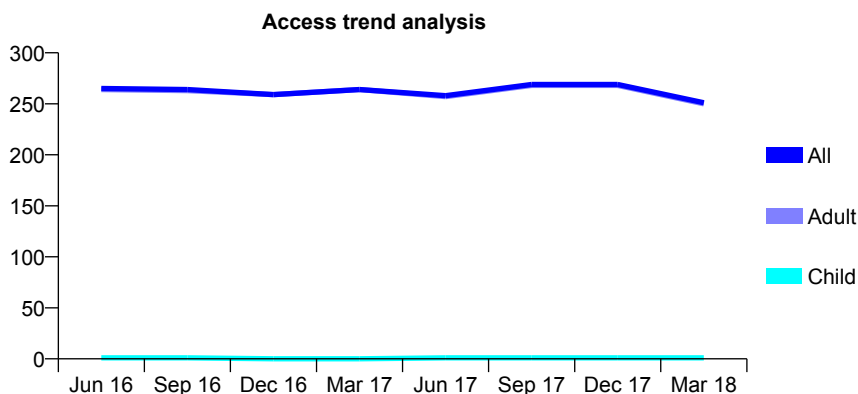
Q62 - Vital Signs At a Glance Contract Report for 359270/0006 - March 2018

Name or company name	MR AF RAI
Contract type name	PDS Contract
Purpose of contract	General
Contract start date	11/01/2010
Contract end date	31/03/2018

17/18 Contracted general activity (UDA)	2,500
Carry forward general activity (UDA)	0
17/18 Contracted orthodontic activity (UOA)	0
Carry forward orthodontic activity (UOA)	0
Baseline contract value	£52,086.07

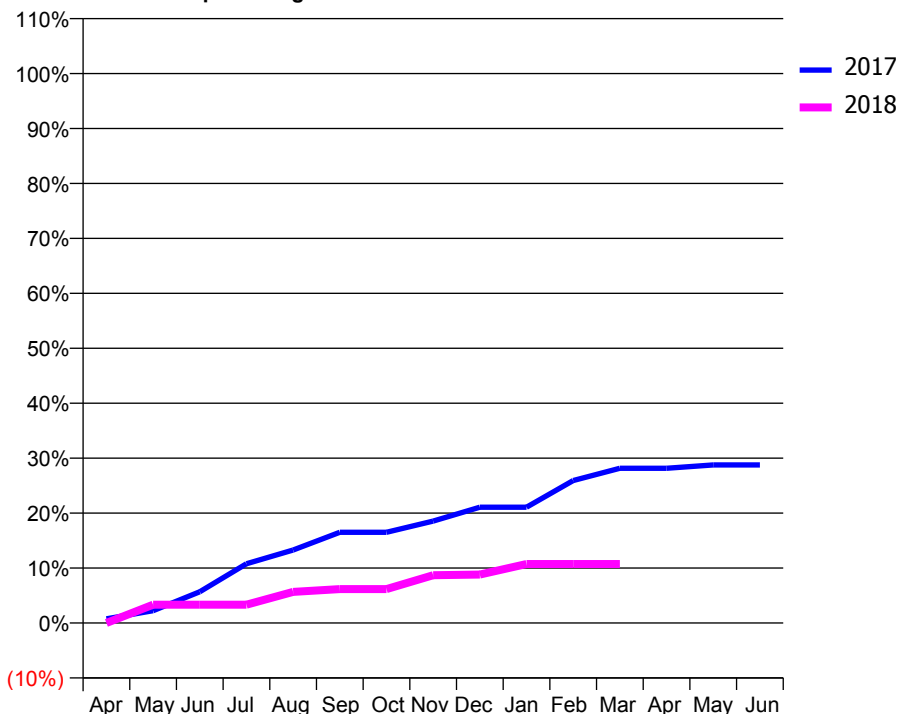
ACCESS*

Patients seen in 24 months	Total	Change since previous quarter
Quarter ending March 2017	264	
Quarter ending June 2017	258	↓
Quarter ending September 2017	269	↑
Quarter ending December 2017	269	→
Quarter ending March 2018	251	↓
Variance since March 2017	(4.9%)	↓



ACTIVITY

Cumulative percentage of contracted UDA delivered 2017 & 2018



Month	Adjusted Scheduled Activity (UDA)	
	2017	2018
April	19	0
May	56	83
June	142	83
July	269	83
August	332	141
September	413	155
October	413	155
November	464	218
December	527	221
January	527	268
February	648	268
March	704	268
April	704	
May	719	
June	719	

QUALITY

	Quantity	Base Number	Contract	AT	Region	England
% of FP17s for the same patient ID Re-attending within 3 months - Children	0	1	0.0%	10.0%	11.5%	11.9%
% of FP17s for the same patient ID Re-attending within 3 months - Adults	5	116	4.3%	15.8%	16.8%	16.0%
% of FP17s for the same patient ID Re-attending between 3 & 9 months - Children	0	1	0.0%	47.3%	47.7%	58.3%
% of FP17s for the same patient ID Re-attending between 3 & 9 months - Adults	36	116	31.0%	37.5%	38.2%	50.3%
% of FP17s for Band 1 Urgent Courses	6	104	5.8%	10.9%	10.6%	9.1%
% of FP17s Relating to Free Repair or Replacements	0	104	0.0%	0.5%	0.6%	0.8%
% of FP17s Relating to Continuations	0	104	0.0%	0.6%	0.8%	1.0%
% of Patients satisfied with the dentistry they have received	0	0	N/A	87.9%	89.3%	91.5%
% of Patients satisfied with the time they had to wait for an appointment	0	0	N/A	83.3%	84.4%	87.9%

* This is based on patients treated on this contract for their most recent course of treatment. Figures in italics indicate the base number of FP17s or Patient Questionnaire responses are less than 100. N/A is shown where the base number of responses is less than 10 during the period. % is calculated as Quantity/Base number*100

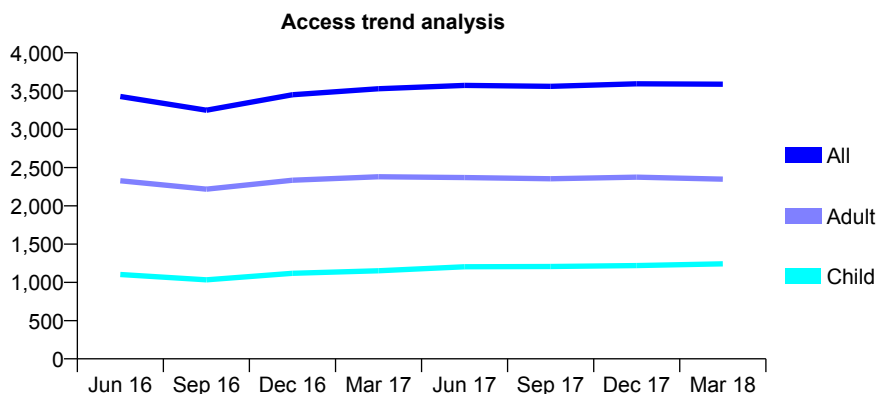
Q62 - Vital Signs At a Glance Contract Report for 359270/0007 - March 2018

Name or company name	Canberra Dental Practice
Contract type name	GDS Contract
Purpose of contract	General
Contract start date	23/12/2009
Contract end date	

17/18 Contracted general activity (UDA)	13,096
Carry forward general activity (UDA)	0
17/18 Contracted orthodontic activity (UOA)	0
Carry forward orthodontic activity (UOA)	0
Baseline contract value	£384,598.61

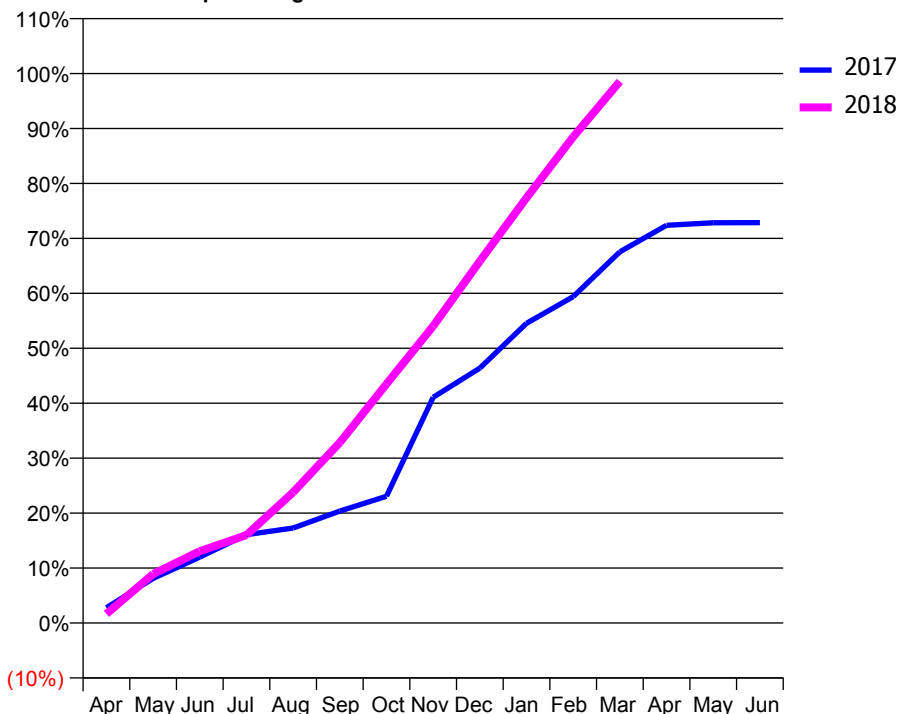
ACCESS*

Patients seen in 24 months	Total	Change since previous quarter
Quarter ending March 2017	3,531	
Quarter ending June 2017	3,573	→
Quarter ending September 2017	3,561	→
Quarter ending December 2017	3,594	→
Quarter ending March 2018	3,589	→
Variance since March 2017	1.6%	→



ACTIVITY

Cumulative percentage of contracted UDA delivered 2017 & 2018



Month	Adjusted Scheduled Activity (UDA)	
	2017	2018
April	363	217
May	1,063	1,168
June	1,572	1,713
July	2,105	2,096
August	2,263	3,117
September	2,669	4,300
October	3,019	5,696
November	5,377	7,075
December	6,074	8,624
January	7,143	10,132
February	7,777	11,586
March	8,845	12,909
April	9,480	
May	9,539	
June	9,541	

QUALITY

	Quantity	Base Number	Contract	AT	Region	England
% of FP17s for the same patient ID Re-attending within 3 months - Children	105	1,537	6.8%	10.0%	11.5%	11.9%
% of FP17s for the same patient ID Re-attending within 3 months - Adults	301	2,408	12.5%	15.8%	16.8%	16.0%
% of FP17s for the same patient ID Re-attending between 3 & 9 months - Children	665	1,537	43.3%	47.3%	47.7%	58.3%
% of FP17s for the same patient ID Re-attending between 3 & 9 months - Adults	878	2,408	36.5%	37.5%	38.2%	50.3%
% of FP17s for Band 1 Urgent Courses	373	3,651	10.2%	10.9%	10.6%	9.1%
% of FP17s Relating to Free Repair or Replacements	20	3,651	0.5%	0.5%	0.6%	0.8%
% of FP17s Relating to Continuations	1	3,651	0.0%	0.6%	0.8%	1.0%
% of Patients satisfied with the dentistry they have received	2	2	N/A	87.9%	89.3%	91.5%
% of Patients satisfied with the time they had to wait for an appointment	1	2	N/A	83.3%	84.4%	87.9%

* This is based on patients treated on this contract for their most recent course of treatment. Figures in italics indicate the base number of FP17s or Patient Questionnaire responses are less than 100. N/A is shown where the base number of responses is less than 10 during the period. % is calculated as Quantity/Base number*100

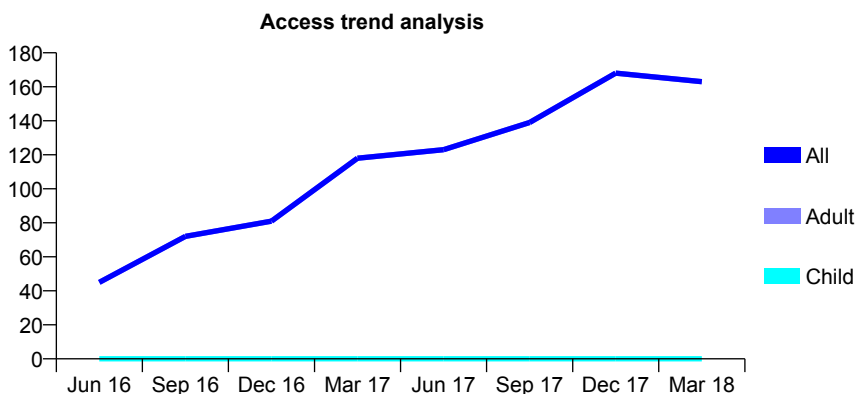
Q62 - Vital Signs At a Glance Contract Report for 359270/0023 - March 2018

Name or company name	MR AF RAI
Contract type name	PDS Contract
Purpose of contract	General
Contract start date	01/12/2015
Contract end date	31/03/2018

17/18 Contracted general activity (UDA)	733
Carry forward general activity (UDA)	-10
17/18 Contracted orthodontic activity (UOA)	0
Carry forward orthodontic activity (UOA)	0
Baseline contract value	£19,571.60

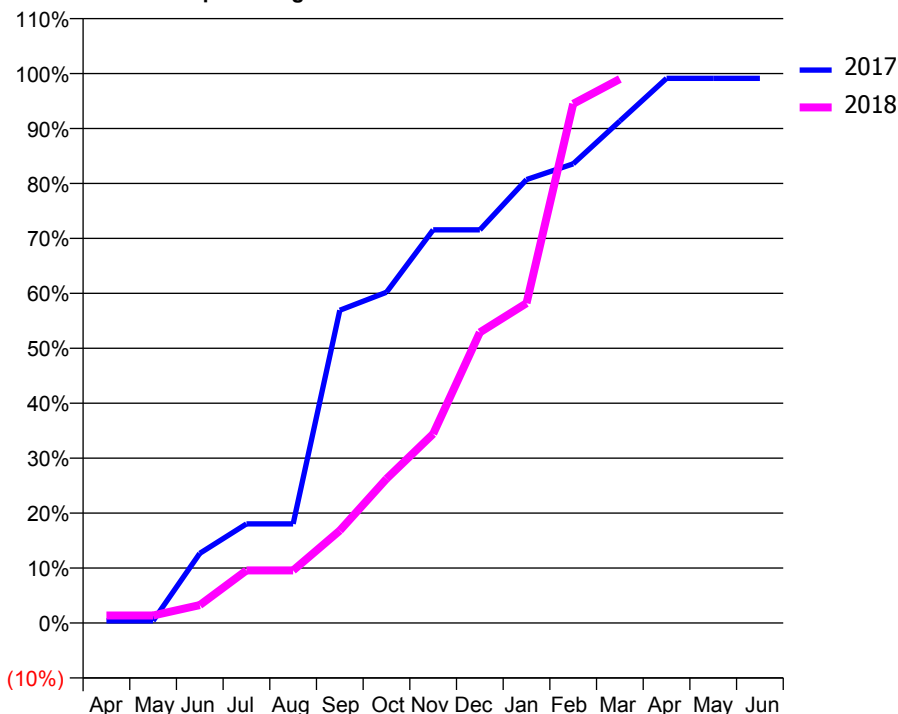
ACCESS*

Patients seen in 24 months	Total	Change since previous quarter
Quarter ending March 2017	118	
Quarter ending June 2017	123	↑
Quarter ending September 2017	139	↑
Quarter ending December 2017	168	↑
Quarter ending March 2018	163	↓
Variance since March 2017	38.1%	↑



ACTIVITY

Cumulative percentage of contracted UDA delivered 2017 & 2018



Month	Adjusted Scheduled Activity (UDA)	
	2017	2018
April	3	10
May	3	10
June	93	24
July	132	70
August	132	70
September	417	123
October	441	192
November	524	252
December	524	388
January	592	427
February	613	693
March	670	726
April	727	
May	727	
June	727	

QUALITY

	Quantity	Base Number	Contract	AT	Region	England
% of FP17s for the same patient ID Re-attending within 3 months - Children	0	0	N/A	10.0%	11.5%	11.9%
% of FP17s for the same patient ID Re-attending within 3 months - Adults	2	135	1.5%	15.8%	16.8%	16.0%
% of FP17s for the same patient ID Re-attending between 3 & 9 months - Children	0	0	N/A	47.3%	47.7%	58.3%
% of FP17s for the same patient ID Re-attending between 3 & 9 months - Adults	6	135	4.4%	37.5%	38.2%	50.3%
% of FP17s for Band 1 Urgent Courses	3	114	2.6%	10.9%	10.6%	9.1%
% of FP17s Relating to Free Repair or Replacements	0	114	0.0%	0.5%	0.6%	0.8%
% of FP17s Relating to Continuations	0	114	0.0%	0.6%	0.8%	1.0%
% of Patients satisfied with the dentistry they have received	0	0	N/A	87.9%	89.3%	91.5%
% of Patients satisfied with the time they had to wait for an appointment	0	0	N/A	83.3%	84.4%	87.9%

* This is based on patients treated on this contract for their most recent course of treatment. Figures in italics indicate the base number of FP17s or Patient Questionnaire responses are less than 100. N/A is shown where the base number of responses is less than 10 during the period. % is calculated as Quantity/Base number*100

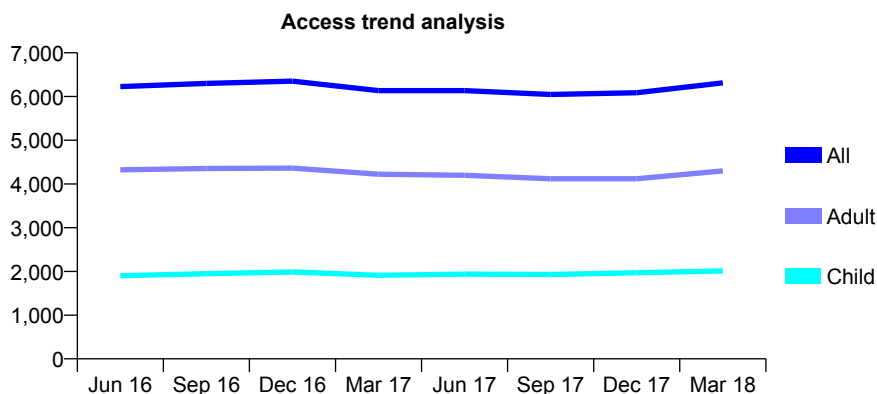
Q62 - Vital Signs At a Glance Contract Report for 359556/0001 - March 2018

Name or company name	MISS AR PATEL
Contract type name	GDS Contract
Purpose of contract	General
Contract start date	01/12/2006
Contract end date	

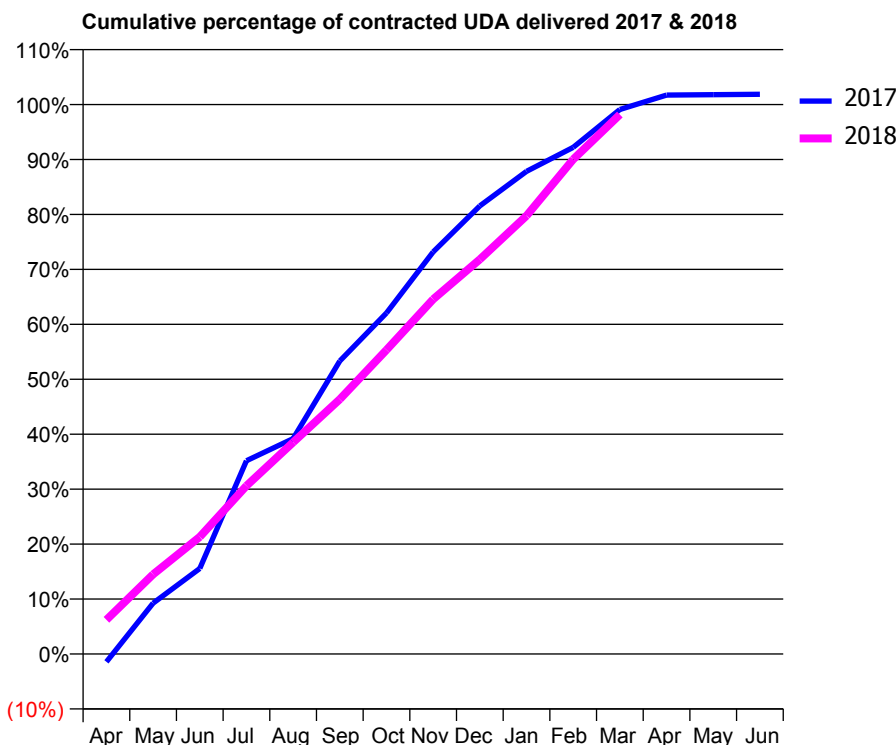
17/18 Contracted general activity (UDA)	16,625
Carry forward general activity (UDA)	-309
17/18 Contracted orthodontic activity (UOA)	0
Carry forward orthodontic activity (UOA)	0
Baseline contract value	£509,906.73

ACCESS*

Patients seen in 24 months	Total	Change since previous quarter
Quarter ending March 2017	6,136	
Quarter ending June 2017	6,134	→
Quarter ending September 2017	6,048	↓
Quarter ending December 2017	6,088	→
Quarter ending March 2018	6,311	↑
Variance since March 2017	2.9%	↑



ACTIVITY



Month	Adjusted Scheduled Activity (UDA)	
	2017	2018
April	-239	1,033
May	1,539	2,409
June	2,587	3,545
July	5,848	5,091
August	6,517	6,404
September	8,865	7,706
October	10,320	9,201
November	12,167	10,734
December	13,557	11,940
January	14,602	13,260
February	15,330	14,964
March	16,474	16,320
April	16,909	
May	16,924	
June	16,934	

QUALITY

	Quantity	Base Number	Contract	AT	Region	England
% of FP17s for the same patient ID Re-attending within 3 months - Children	148	2,542	5.8%	10.0%	11.5%	11.9%
% of FP17s for the same patient ID Re-attending within 3 months - Adults	553	4,517	12.2%	15.8%	16.8%	16.0%
% of FP17s for the same patient ID Re-attending between 3 & 9 months - Children	1,199	2,542	47.2%	47.3%	47.7%	58.3%
% of FP17s for the same patient ID Re-attending between 3 & 9 months - Adults	1,821	4,517	40.3%	37.5%	38.2%	50.3%
% of FP17s for Band 1 Urgent Courses	705	6,823	10.3%	10.9%	10.6%	9.1%
% of FP17s Relating to Free Repair or Replacements	34	6,823	0.5%	0.5%	0.6%	0.8%
% of FP17s Relating to Continuations	5	6,823	0.1%	0.6%	0.8%	1.0%
% of Patients satisfied with the dentistry they have received	8	8	N/A	87.9%	89.3%	91.5%
% of Patients satisfied with the time they had to wait for an appointment	5	8	N/A	83.3%	84.4%	87.9%

* This is based on patients treated on this contract for their most recent course of treatment. Figures in italics indicate the base number of FP17s or Patient Questionnaire responses are less than 100. N/A is shown where the base number of responses is less than 10 during the period. % is calculated as Quantity/Base number*100

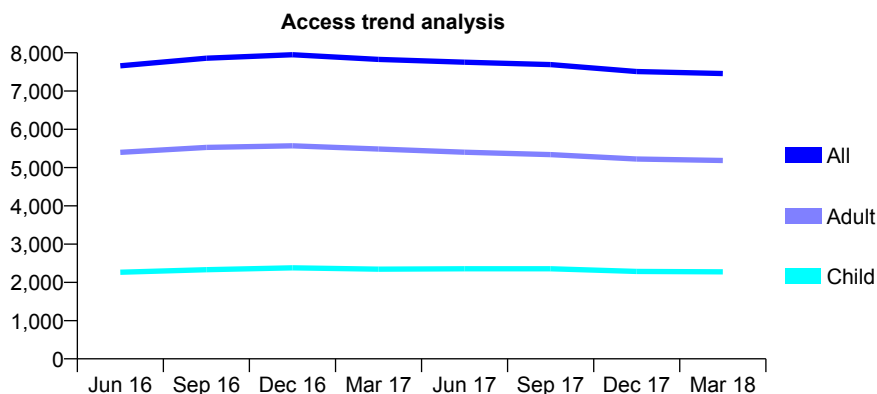
Q62 - Vital Signs At a Glance Contract Report for 359556/0002 - March 2018

Name or company name	MISS AR PATEL
Contract type name	GDS Contract
Purpose of contract	General
Contract start date	01/06/2008
Contract end date	

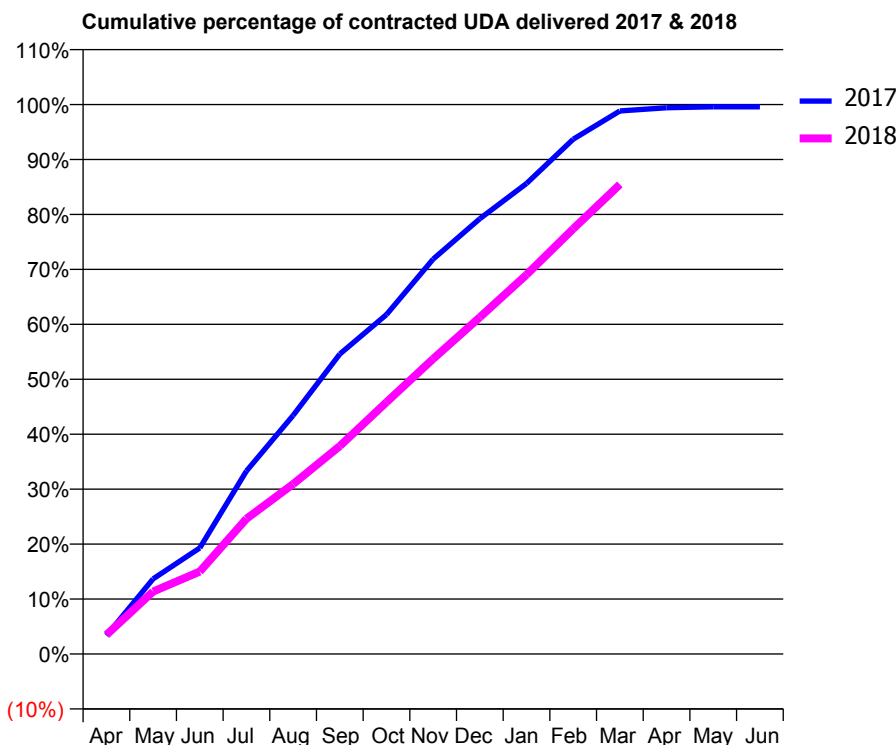
17/18 Contracted general activity (UDA)	16,568
Carry forward general activity (UDA)	69
17/18 Contracted orthodontic activity (UOA)	0
Carry forward orthodontic activity (UOA)	0
Baseline contract value	£384,418.02

ACCESS*

Patients seen in 24 months	Total	Change since previous quarter
Quarter ending March 2017	7,827	
Quarter ending June 2017	7,755	→
Quarter ending September 2017	7,693	→
Quarter ending December 2017	7,510	↓
Quarter ending March 2018	7,459	→
Variance since March 2017	(4.7%)	↓



ACTIVITY



Month	Adjusted Scheduled Activity (UDA)	
	2017	2018
April	556	576
May	2,267	1,883
June	3,200	2,488
July	5,519	4,080
August	7,195	5,123
September	9,043	6,270
October	10,236	7,594
November	11,906	8,900
December	13,125	10,154
January	14,186	11,437
February	15,523	12,820
March	16,372	14,157
April	16,470	
May	16,497	
June	16,499	

QUALITY

	Quantity	Base Number	Contract	AT	Region	England
% of FP17s for the same patient ID Re-attending within 3 months - Children	160	2,640	6.1%	10.0%	11.5%	11.9%
% of FP17s for the same patient ID Re-attending within 3 months - Adults	581	5,181	11.2%	15.8%	16.8%	16.0%
% of FP17s for the same patient ID Re-attending between 3 & 9 months - Children	1,214	2,640	46.0%	47.3%	47.7%	58.3%
% of FP17s for the same patient ID Re-attending between 3 & 9 months - Adults	2,121	5,181	40.9%	37.5%	38.2%	50.3%
% of FP17s for Band 1 Urgent Courses	490	6,830	7.2%	10.9%	10.6%	9.1%
% of FP17s Relating to Free Repair or Replacements	9	6,830	0.1%	0.5%	0.6%	0.8%
% of FP17s Relating to Continuations	8	6,830	0.1%	0.6%	0.8%	1.0%
% of Patients satisfied with the dentistry they have received	4	4	N/A	87.9%	89.3%	91.5%
% of Patients satisfied with the time they had to wait for an appointment	3	4	N/A	83.3%	84.4%	87.9%

* This is based on patients treated on this contract for their most recent course of treatment. Figures in italics indicate the base number of FP17s or Patient Questionnaire responses are less than 100. N/A is shown where the base number of responses is less than 10 during the period. % is calculated as Quantity/Base number*100

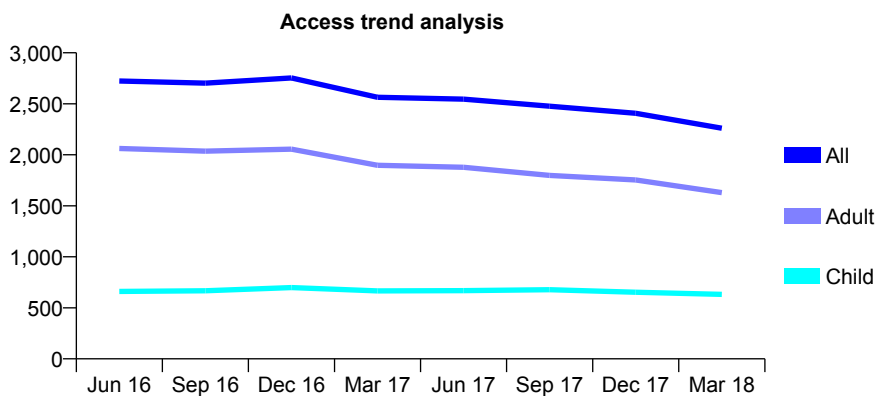
Q62 - Vital Signs At a Glance Contract Report for 363774/0001 - March 2018

Name or company name	Smile 32 Dental
Contract type name	GDS Contract
Purpose of contract	General
Contract start date	31/08/2007
Contract end date	

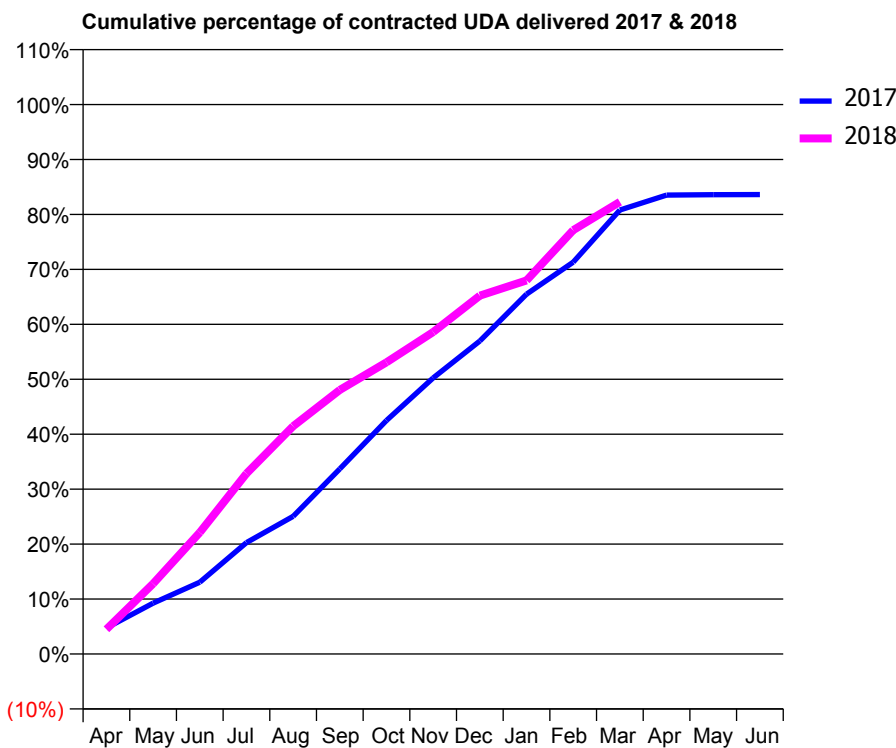
17/18 Contracted general activity (UDA)	6,846
Carry forward general activity (UDA)	-112
17/18 Contracted orthodontic activity (UOA)	0
Carry forward orthodontic activity (UOA)	0
Baseline contract value	£193,659.78

ACCESS*

Patients seen in 24 months	Total	Change since previous quarter
Quarter ending March 2017	2,564	
Quarter ending June 2017	2,546	→
Quarter ending September 2017	2,476	↓
Quarter ending December 2017	2,407	↓
Quarter ending March 2018	2,261	↓
Variance since March 2017	(11.8%)	↓



ACTIVITY



Month	Adjusted Scheduled Activity (UDA)	
	2017	2018
April	324	308
May	634	876
June	895	1,515
July	1,388	2,249
August	1,715	2,839
September	2,306	3,290
October	2,910	3,634
November	3,439	4,011
December	3,900	4,464
January	4,484	4,655
February	4,883	5,280
March	5,532	5,632
April	5,717	
May	5,722	
June	5,725	

QUALITY

	Quantity	Base Number	Contract	AT	Region	England
% of FP17s for the same patient ID Re-attending within 3 months - Children	112	967	11.6%	10.0%	11.5%	11.9%
% of FP17s for the same patient ID Re-attending within 3 months - Adults	281	2,006	14.0%	15.8%	16.8%	16.0%
% of FP17s for the same patient ID Re-attending between 3 & 9 months - Children	385	967	39.8%	47.3%	47.7%	58.3%
% of FP17s for the same patient ID Re-attending between 3 & 9 months - Adults	287	2,006	14.3%	37.5%	38.2%	50.3%
% of FP17s for Band 1 Urgent Courses	1,503	2,845	52.8%	10.9%	10.6%	9.1%
% of FP17s Relating to Free Repair or Replacements	2	2,845	0.1%	0.5%	0.6%	0.8%
% of FP17s Relating to Continuations	0	2,845	0.0%	0.6%	0.8%	1.0%
% of Patients satisfied with the dentistry they have received	1	2	N/A	87.9%	89.3%	91.5%
% of Patients satisfied with the time they had to wait for an appointment	2	2	N/A	83.3%	84.4%	87.9%

* This is based on patients treated on this contract for their most recent course of treatment. Figures in italics indicate the base number of FP17s or Patient Questionnaire responses are less than 100. N/A is shown where the base number of responses is less than 10 during the period. % is calculated as Quantity/Base number*100

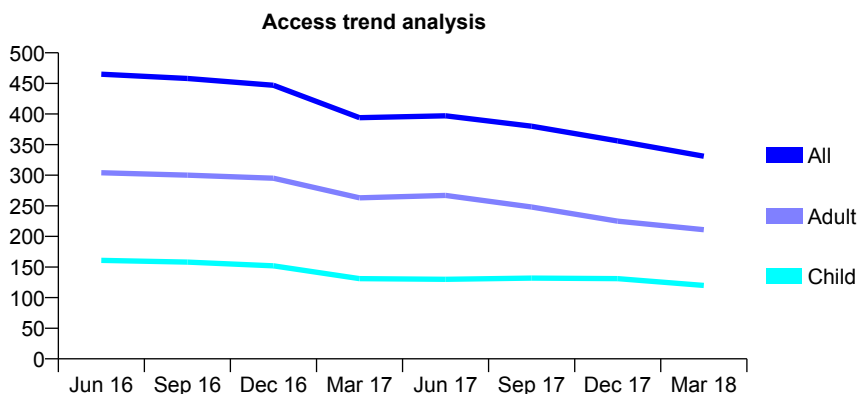
Q62 - Vital Signs At a Glance Contract Report for 364207/0001 - March 2018

Name or company name	Crystal Smile Dental Care
Contract type name	GDS Contract
Purpose of contract	General
Contract start date	01/02/2012
Contract end date	

17/18 Contracted general activity (UDA)	1,911
Carry forward general activity (UDA)	-15
17/18 Contracted orthodontic activity (UOA)	0
Carry forward orthodontic activity (UOA)	0
Baseline contract value	£66,809.21

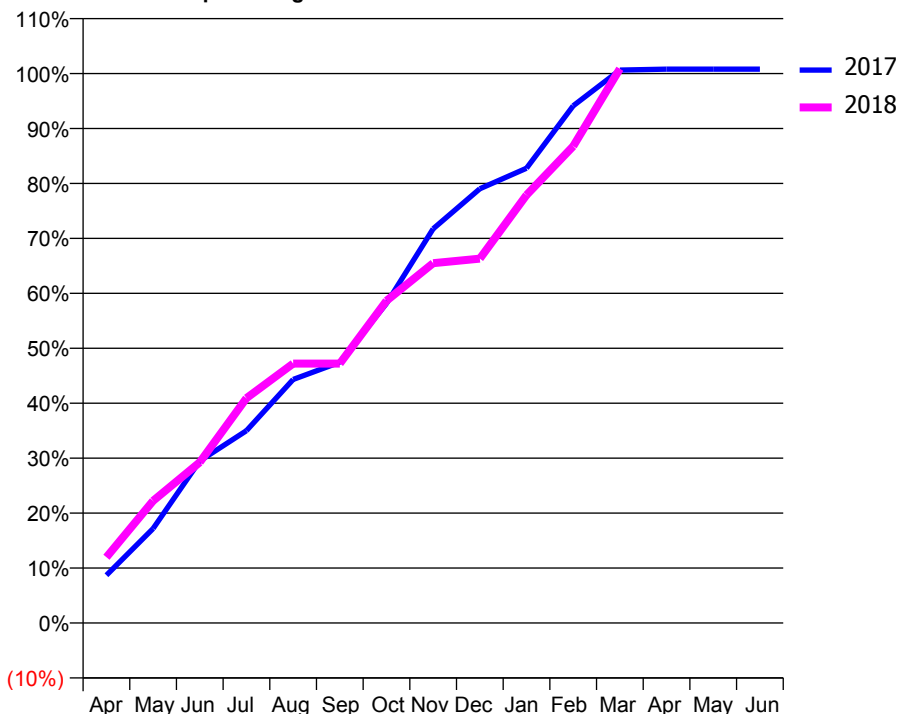
ACCESS*

Patients seen in 24 months	Total	Change since previous quarter
Quarter ending March 2017	394	
Quarter ending June 2017	397	→
Quarter ending September 2017	380	↓
Quarter ending December 2017	356	↓
Quarter ending March 2018	331	↓
Variance since March 2017	(16.0%)	↓



ACTIVITY

Cumulative percentage of contracted UDA delivered 2017 & 2018



Month	Adjusted Scheduled Activity (UDA)	
	2017	2018
April	166	229
May	329	425
June	564	559
July	669	782
August	847	902
September	907	902
October	1,111	1,121
November	1,371	1,251
December	1,510	1,267
January	1,582	1,488
February	1,799	1,658
March	1,923	1,927
April	1,926	
May	1,926	
June	1,926	

QUALITY

	Quantity	Base Number	Contract	AT	Region	England
% of FP17s for the same patient ID Re-attending within 3 months - Children	5	160	3.1%	10.0%	11.5%	11.9%
% of FP17s for the same patient ID Re-attending within 3 months - Adults	33	282	11.7%	15.8%	16.8%	16.0%
% of FP17s for the same patient ID Re-attending between 3 & 9 months - Children	88	160	55.0%	47.3%	47.7%	58.3%
% of FP17s for the same patient ID Re-attending between 3 & 9 months - Adults	111	282	39.4%	37.5%	38.2%	50.3%
% of FP17s for Band 1 Urgent Courses	17	439	3.9%	10.9%	10.6%	9.1%
% of FP17s Relating to Free Repair or Replacements	0	439	0.0%	0.5%	0.6%	0.8%
% of FP17s Relating to Continuations	0	439	0.0%	0.6%	0.8%	1.0%
% of Patients satisfied with the dentistry they have received	0	0	N/A	87.9%	89.3%	91.5%
% of Patients satisfied with the time they had to wait for an appointment	0	0	N/A	83.3%	84.4%	87.9%

* This is based on patients treated on this contract for their most recent course of treatment. Figures in italics indicate the base number of FP17s or Patient Questionnaire responses are less than 100. N/A is shown where the base number of responses is less than 10 during the period. % is calculated as Quantity/Base number*100

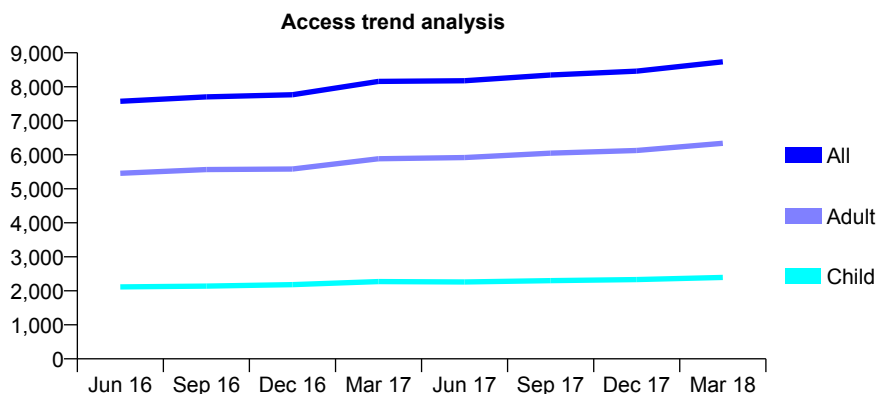
Q62 - Vital Signs At a Glance Contract Report for 381365/0002 - March 2018

Name or company name	MR P ZIDERMAN
Contract type name	GDS Contract
Purpose of contract	General
Contract start date	01/04/2006
Contract end date	

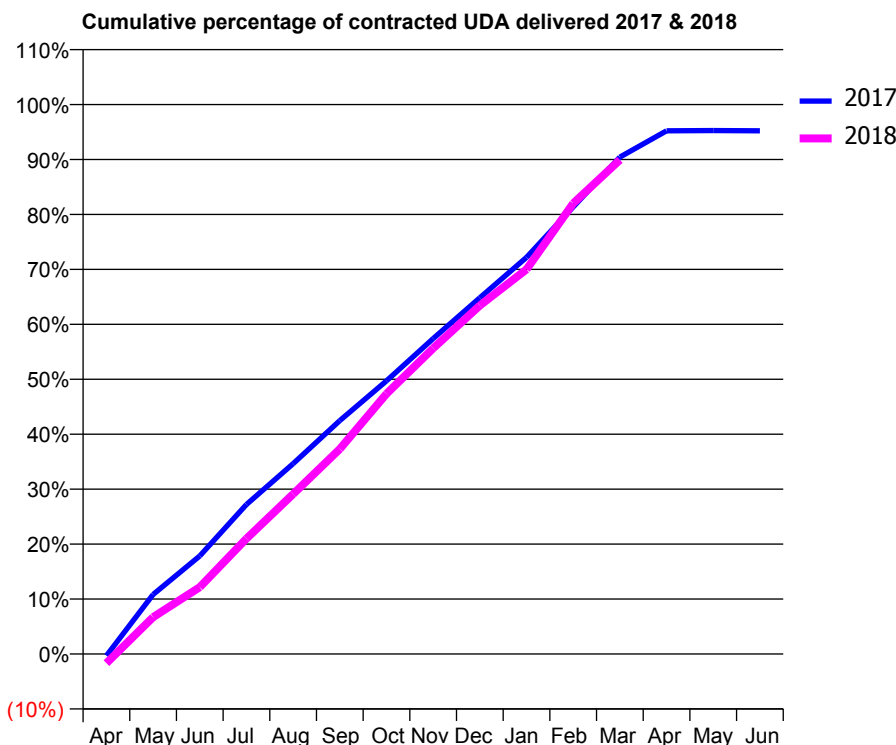
17/18 Contracted general activity (UDA)	25,594
Carry forward general activity (UDA)	1,223
17/18 Contracted orthodontic activity (UOA)	0
Carry forward orthodontic activity (UOA)	0
Baseline contract value	£966,771.09

ACCESS*

Patients seen in 24 months	Total	Change since previous quarter
Quarter ending March 2017	8,158	
Quarter ending June 2017	8,180	→
Quarter ending September 2017	8,349	↑
Quarter ending December 2017	8,459	→
Quarter ending March 2018	8,735	↑
Variance since March 2017	7.1%	↑



ACTIVITY



Month	Adjusted Scheduled Activity (UDA)	
	2017	2018
April	-84	-430
May	2,774	1,717
June	4,569	3,115
July	6,968	5,377
August	8,867	7,450
September	10,872	9,550
October	12,725	12,122
November	14,689	14,240
December	16,589	16,235
January	18,472	17,912
February	20,821	20,989
March	23,144	23,014
April	24,366	
May	24,383	
June	24,371	

QUALITY

	Quantity	Base Number	Contract	AT	Region	England
% of FP17s for the same patient ID Re-attending within 3 months - Children	174	2,841	6.1%	10.0%	11.5%	11.9%
% of FP17s for the same patient ID Re-attending within 3 months - Adults	856	6,645	12.9%	15.8%	16.8%	16.0%
% of FP17s for the same patient ID Re-attending between 3 & 9 months - Children	1,140	2,841	40.1%	47.3%	47.7%	58.3%
% of FP17s for the same patient ID Re-attending between 3 & 9 months - Adults	1,852	6,645	27.9%	37.5%	38.2%	50.3%
% of FP17s for Band 1 Urgent Courses	1,135	9,116	12.5%	10.9%	10.6%	9.1%
% of FP17s Relating to Free Repair or Replacements	50	9,116	0.5%	0.5%	0.6%	0.8%
% of FP17s Relating to Continuations	28	9,116	0.3%	0.6%	0.8%	1.0%
% of Patients satisfied with the dentistry they have received	6	10	60.0%	87.9%	89.3%	91.5%
% of Patients satisfied with the time they had to wait for an appointment	9	10	90.0%	83.3%	84.4%	87.9%

* This is based on patients treated on this contract for their most recent course of treatment. Figures in italics indicate the base number of FP17s or Patient Questionnaire responses are less than 100. N/A is shown where the base number of responses is less than 10 during the period. % is calculated as Quantity/Base number*100

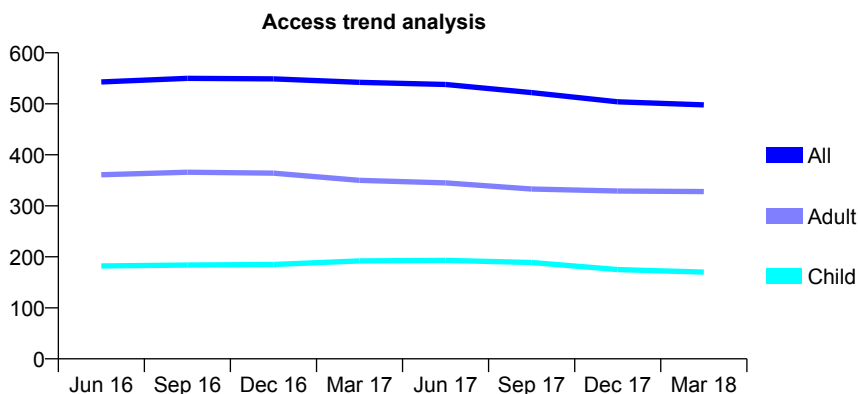
Q62 - Vital Signs At a Glance Contract Report for 385018/0001 - March 2018

Name or company name	MR RP SAINI
Contract type name	GDS Contract
Purpose of contract	General
Contract start date	01/04/2006
Contract end date	

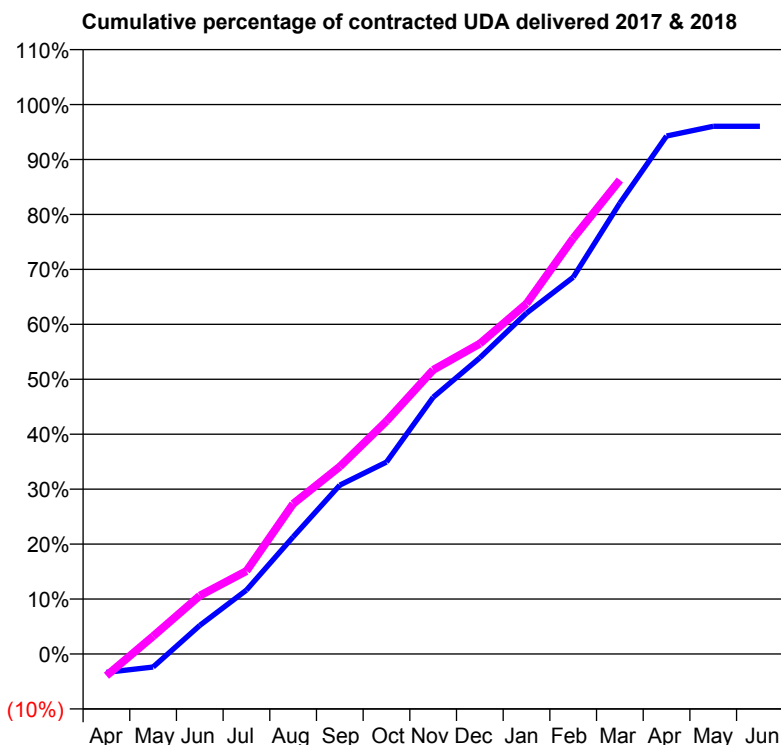
17/18 Contracted general activity (UDA)	2,500
Carry forward general activity (UDA)	99
17/18 Contracted orthodontic activity (UOA)	0
Carry forward orthodontic activity (UOA)	0
Baseline contract value	£73,483.16

ACCESS*

Patients seen in 24 months	Total	Change since previous quarter
Quarter ending March 2017	542	
Quarter ending June 2017	538	→
Quarter ending September 2017	522	↓
Quarter ending December 2017	504	↓
Quarter ending March 2018	498	↓
Variance since March 2017	(8.1%)	↓



ACTIVITY



Month	Adjusted Scheduled Activity (UDA)	
	2017	2018
April	-84	-99
May	-60	81
June	130	265
July	291	377
August	533	684
September	769	853
October	873	1,060
November	1,168	1,293
December	1,348	1,412
January	1,551	1,594
February	1,714	1,891
March	2,051	2,156
April	2,357	
May	2,401	
June	2,401	

QUALITY

	Quantity	Base Number	Contract	AT	Region	England
% of FP17s for the same patient ID Re-attending within 3 months - Children	57	377	15.1%	10.0%	11.5%	11.9%
% of FP17s for the same patient ID Re-attending within 3 months - Adults	49	475	10.3%	15.8%	16.8%	16.0%
% of FP17s for the same patient ID Re-attending between 3 & 9 months - Children	254	377	67.4%	47.3%	47.7%	58.3%
% of FP17s for the same patient ID Re-attending between 3 & 9 months - Adults	301	475	63.4%	37.5%	38.2%	50.3%
% of FP17s for Band 1 Urgent Courses	6	735	0.8%	10.9%	10.6%	9.1%
% of FP17s Relating to Free Repair or Replacements	0	735	0.0%	0.5%	0.6%	0.8%
% of FP17s Relating to Continuations	3	735	0.4%	0.6%	0.8%	1.0%
% of Patients satisfied with the dentistry they have received	2	3	N/A	87.9%	89.3%	91.5%
% of Patients satisfied with the time they had to wait for an appointment	3	3	N/A	83.3%	84.4%	87.9%

* This is based on patients treated on this contract for their most recent course of treatment. Figures in italics indicate the base number of FP17s or Patient Questionnaire responses are less than 100. N/A is shown where the base number of responses is less than 10 during the period. % is calculated as Quantity/Base number*100

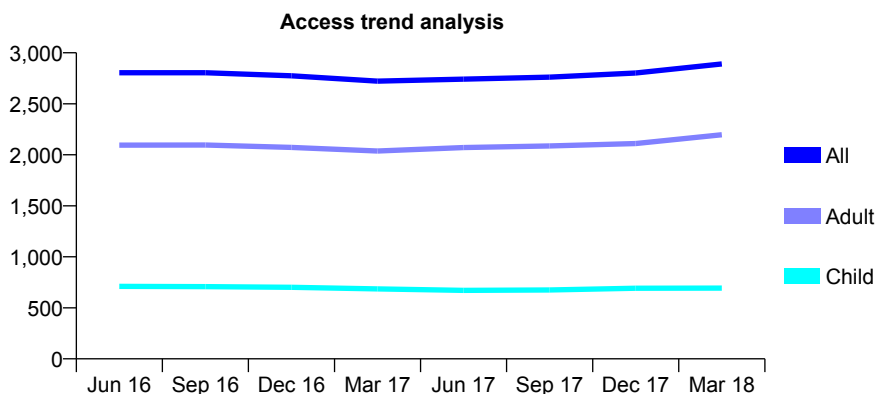
Q62 - Vital Signs At a Glance Contract Report for 393983/0002 - March 2018

Name or company name	MR D SAITOWITZ
Contract type name	GDS Contract
Purpose of contract	General
Contract start date	05/01/2009
Contract end date	

17/18 Contracted general activity (UDA)	10,991
Carry forward general activity (UDA)	494
17/18 Contracted orthodontic activity (UOA)	0
Carry forward orthodontic activity (UOA)	0
Baseline contract value	£346,035.95

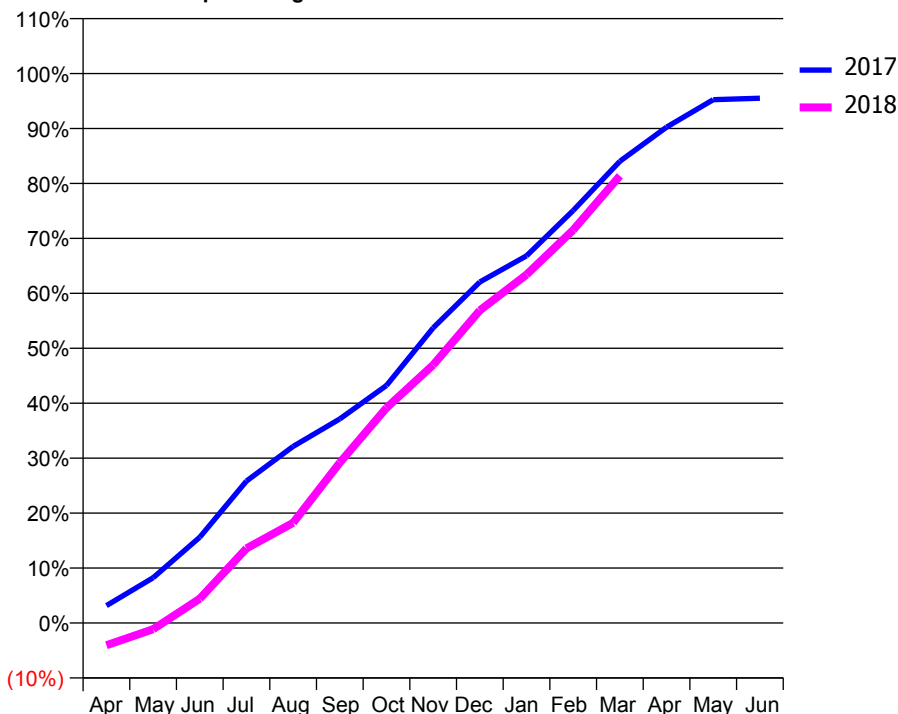
ACCESS*

Patients seen in 24 months	Total	Change since previous quarter
Quarter ending March 2017	2,722	
Quarter ending June 2017	2,742	→
Quarter ending September 2017	2,762	→
Quarter ending December 2017	2,802	→
Quarter ending March 2018	2,891	↑
Variance since March 2017	6.2%	↑



ACTIVITY

Cumulative percentage of contracted UDA delivered 2017 & 2018



Month	2017	2018
April	347	-446
May	905	-127
June	1,715	486
July	2,840	1,492
August	3,534	2,005
September	4,082	3,206
October	4,752	4,304
November	5,904	5,161
December	6,821	6,254
January	7,343	6,967
February	8,252	7,862
March	9,235	8,945
April	9,918	
May	10,468	
June	10,497	

QUALITY

	Quantity	Base Number	Contract	AT	Region	England
% of FP17s for the same patient ID Re-attending within 3 months - Children	29	715	4.1%	10.0%	11.5%	11.9%
% of FP17s for the same patient ID Re-attending within 3 months - Adults	182	2,233	8.2%	15.8%	16.8%	16.0%
% of FP17s for the same patient ID Re-attending between 3 & 9 months - Children	259	715	36.2%	47.3%	47.7%	58.3%
% of FP17s for the same patient ID Re-attending between 3 & 9 months - Adults	853	2,233	38.2%	37.5%	38.2%	50.3%
% of FP17s for Band 1 Urgent Courses	73	2,670	2.7%	10.9%	10.6%	9.1%
% of FP17s Relating to Free Repair or Replacements	0	2,670	0.0%	0.5%	0.6%	0.8%
% of FP17s Relating to Continuations	12	2,670	0.4%	0.6%	0.8%	1.0%
% of Patients satisfied with the dentistry they have received	5	5	N/A	87.9%	89.3%	91.5%
% of Patients satisfied with the time they had to wait for an appointment	4	5	N/A	83.3%	84.4%	87.9%

* This is based on patients treated on this contract for their most recent course of treatment. Figures in italics indicate the base number of FP17s or Patient Questionnaire responses are less than 100. N/A is shown where the base number of responses is less than 10 during the period. % is calculated as Quantity/Base number*100

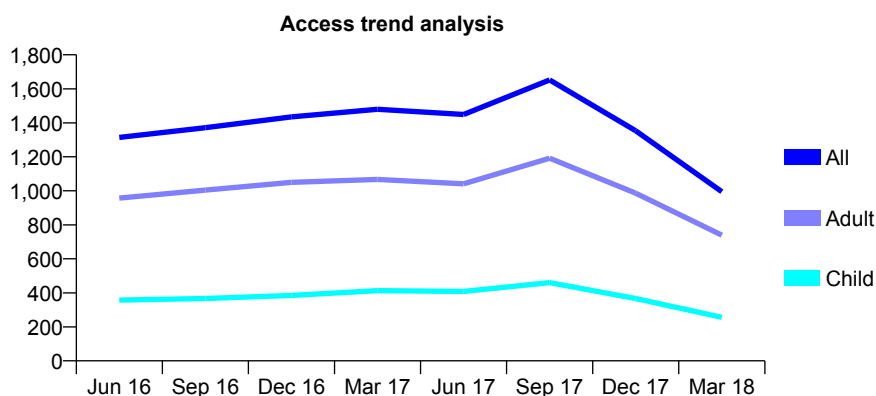
Q62 - Vital Signs At a Glance Contract Report for 394416/0004 - March 2018

Name or company name	MR SN CHANDE
Contract type name	PDS Plus Contract
Purpose of contract	General
Contract start date	01/05/2013
Contract end date	31/10/2017

17/18 Contracted general activity (UDA)	1,750
Carry forward general activity (UDA)	3
17/18 Contracted orthodontic activity (UOA)	0
Carry forward orthodontic activity (UOA)	0
Baseline contract value	£46,175.05

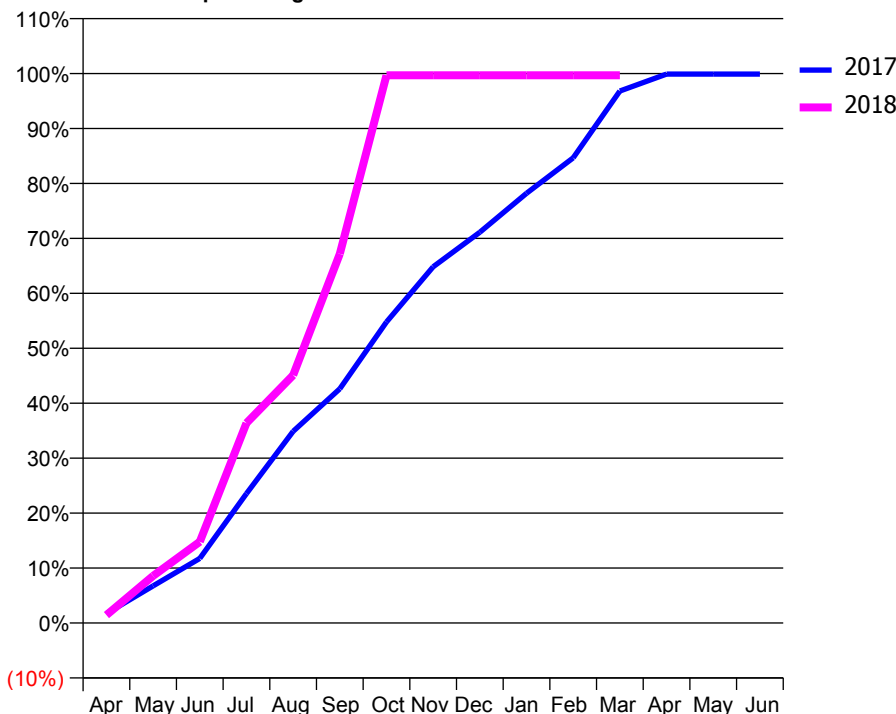
ACCESS*

Patients seen in 24 months	Total	Change since previous quarter
Quarter ending March 2017	1,480	
Quarter ending June 2017	1,449	↓
Quarter ending September 2017	1,652	↑
Quarter ending December 2017	1,353	↓
Quarter ending March 2018	995	↓
Variance since March 2017	(32.8%)	↓



ACTIVITY

Cumulative percentage of contracted UDA delivered 2017 & 2018



Month	Adjusted Scheduled Activity (UDA)	
	2017	2018
April	51	25
May	203	150
June	352	259
July	707	637
August	1,046	789
September	1,278	1,176
October	1,643	1,744
November	1,945	1,744
December	2,134	1,744
January	2,346	1,744
February	2,540	1,744
March	2,904	1,744
April	2,997	
May	2,997	
June	2,997	

QUALITY

	Quantity	Base Number	Contract	AT	Region	England
% of FP17s for the same patient ID Re-attending within 3 months - Children	5	271	1.8%	10.0%	11.5%	11.9%
% of FP17s for the same patient ID Re-attending within 3 months - Adults	7	580	1.2%	15.8%	16.8%	16.0%
% of FP17s for the same patient ID Re-attending between 3 & 9 months - Children	42	271	15.5%	47.3%	47.7%	58.3%
% of FP17s for the same patient ID Re-attending between 3 & 9 months - Adults	49	580	8.4%	37.5%	38.2%	50.3%
% of FP17s for Band 1 Urgent Courses	60	804	7.5%	10.9%	10.6%	9.1%
% of FP17s Relating to Free Repair or Replacements	0	804	0.0%	0.5%	0.6%	0.8%
% of FP17s Relating to Continuations	0	804	0.0%	0.6%	0.8%	1.0%
% of Patients satisfied with the dentistry they have received	1	1	N/A	87.9%	89.3%	91.5%
% of Patients satisfied with the time they had to wait for an appointment	1	1	N/A	83.3%	84.4%	87.9%

* This is based on patients treated on this contract for their most recent course of treatment. Figures in italics indicate the base number of FP17s or Patient Questionnaire responses are less than 100. N/A is shown where the base number of responses is less than 10 during the period. % is calculated as Quantity/Base number*100

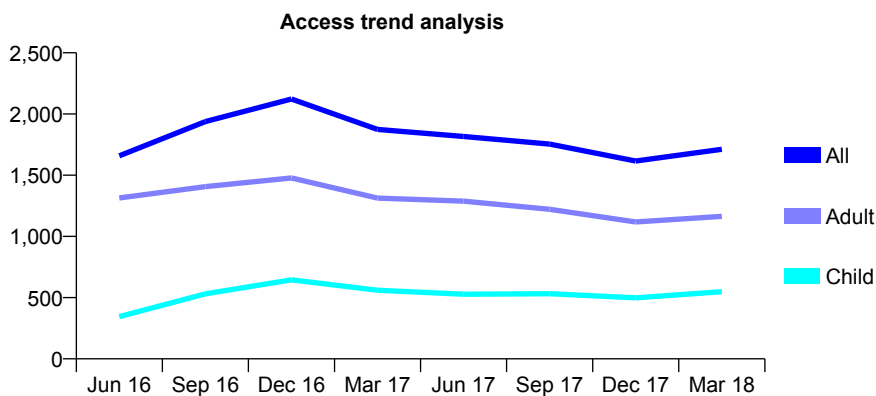
Q62 - Vital Signs At a Glance Contract Report for 395129/0001 - March 2018

Name or company name	Advance Dental Care
Contract type name	GDS Contract
Purpose of contract	General
Contract start date	01/04/2006
Contract end date	

17/18 Contracted general activity (UDA)	4,825
Carry forward general activity (UDA)	-96
17/18 Contracted orthodontic activity (UOA)	0
Carry forward orthodontic activity (UOA)	0
Baseline contract value	£138,094.83

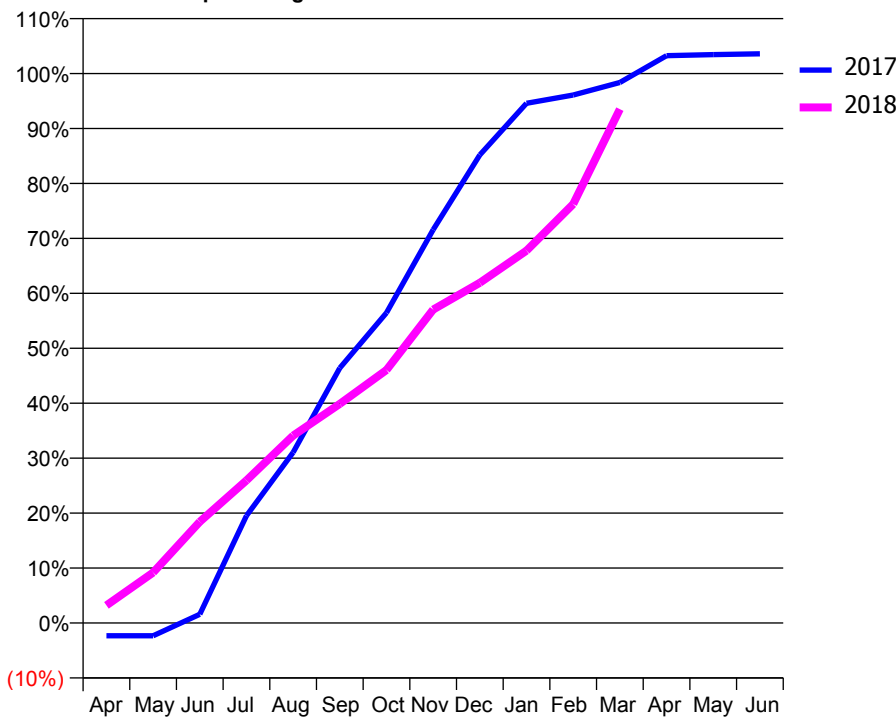
ACCESS*

Patients seen in 24 months	Total	Change since previous quarter
Quarter ending March 2017	1,874	
Quarter ending June 2017	1,816	↓
Quarter ending September 2017	1,754	↓
Quarter ending December 2017	1,616	↓
Quarter ending March 2018	1,712	↑
Variance since March 2017	(8.6%)	↓



ACTIVITY

Cumulative percentage of contracted UDA delivered 2017 & 2018



Month	Adjusted Scheduled Activity (UDA)	
	2017	2018
April	-113	155
May	-113	443
June	77	889
July	942	1,253
August	1,498	1,645
September	2,240	1,924
October	2,724	2,222
November	3,454	2,752
December	4,110	2,987
January	4,563	3,270
February	4,636	3,678
March	4,746	4,512
April	4,982	
May	4,991	
June	4,998	

QUALITY

	Quantity	Base Number	Contract	AT	Region	England
% of FP17s for the same patient ID Re-attending within 3 months - Children	32	654	4.9%	10.0%	11.5%	11.9%
% of FP17s for the same patient ID Re-attending within 3 months - Adults	94	1,265	7.4%	15.8%	16.8%	16.0%
% of FP17s for the same patient ID Re-attending between 3 & 9 months - Children	189	654	28.9%	47.3%	47.7%	58.3%
% of FP17s for the same patient ID Re-attending between 3 & 9 months - Adults	247	1,265	19.5%	37.5%	38.2%	50.3%
% of FP17s for Band 1 Urgent Courses	173	1,807	9.6%	10.9%	10.6%	9.1%
% of FP17s Relating to Free Repair or Replacements	0	1,807	0.0%	0.5%	0.6%	0.8%
% of FP17s Relating to Continuations	2	1,807	0.1%	0.6%	0.8%	1.0%
% of Patients satisfied with the dentistry they have received	1	1	N/A	87.9%	89.3%	91.5%
% of Patients satisfied with the time they had to wait for an appointment	1	1	N/A	83.3%	84.4%	87.9%

* This is based on patients treated on this contract for their most recent course of treatment. Figures in italics indicate the base number of FP17s or Patient Questionnaire responses are less than 100. N/A is shown where the base number of responses is less than 10 during the period. % is calculated as Quantity/Base number*100

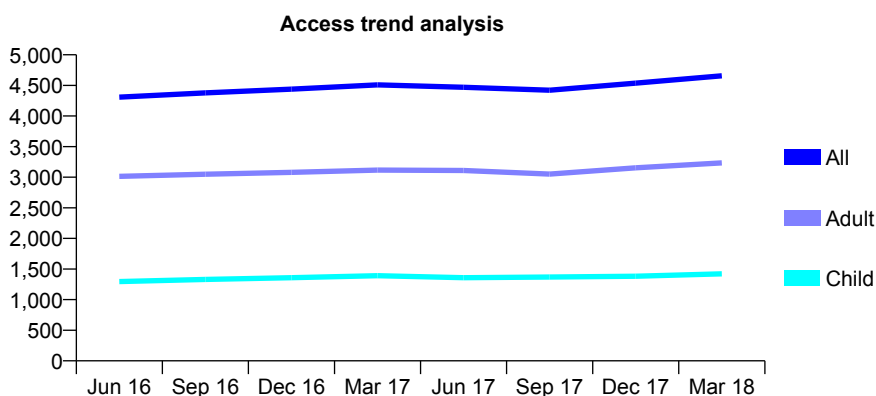
Q62 - Vital Signs At a Glance Contract Report for 395463/0001 - March 2018

Name or company name	MR AH GHAURI
Contract type name	GDS Contract
Purpose of contract	General
Contract start date	01/04/2006
Contract end date	

17/18 Contracted general activity (UDA)	11,256
Carry forward general activity (UDA)	300
17/18 Contracted orthodontic activity (UOA)	0
Carry forward orthodontic activity (UOA)	0
Baseline contract value	£302,098.93

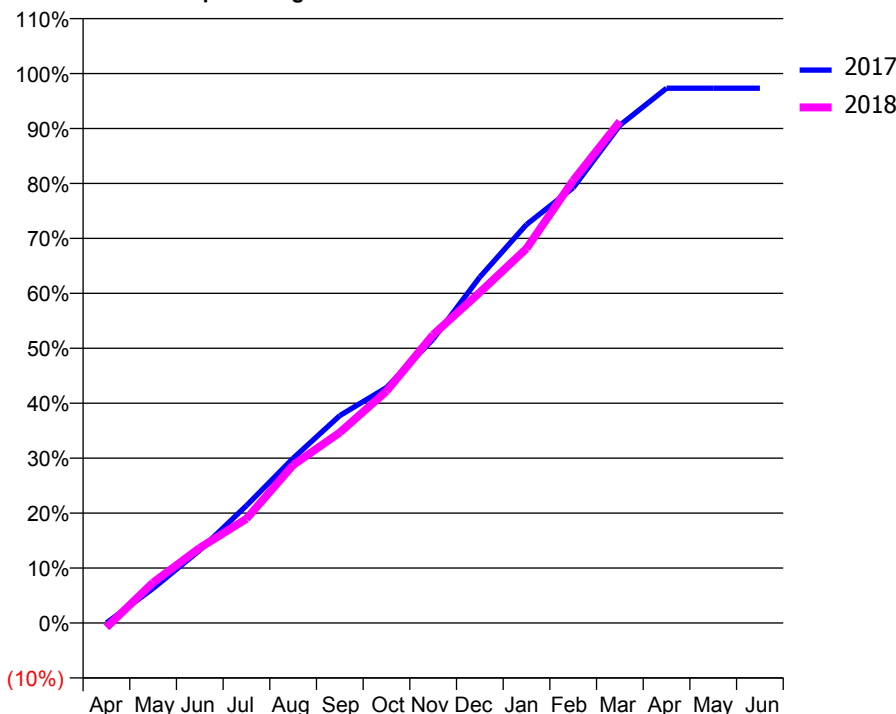
ACCESS*

Patients seen in 24 months	Total	Change since previous quarter
Quarter ending March 2017	4,509	
Quarter ending June 2017	4,470	→
Quarter ending September 2017	4,421	↓
Quarter ending December 2017	4,536	↑
Quarter ending March 2018	4,657	↑
Variance since March 2017	3.3%	↑



ACTIVITY

Cumulative percentage of contracted UDA delivered 2017 & 2018



Adjusted Scheduled Activity (UDA)

Month	2017	2018
April	2	-91
May	708	829
June	1,494	1,538
July	2,404	2,134
August	3,376	3,236
September	4,250	3,903
October	4,821	4,749
November	5,816	5,908
December	7,087	6,773
January	8,164	7,671
February	8,918	9,064
March	10,196	10,275
April	10,956	
May	10,956	
June	10,956	

QUALITY

	Quantity	Base Number	Contract	AT	Region	England
% of FP17s for the same patient ID Re-attending within 3 months - Children	75	1,399	5.4%	10.0%	11.5%	11.9%
% of FP17s for the same patient ID Re-attending within 3 months - Adults	239	2,750	8.7%	15.8%	16.8%	16.0%
% of FP17s for the same patient ID Re-attending between 3 & 9 months - Children	372	1,399	26.6%	47.3%	47.7%	58.3%
% of FP17s for the same patient ID Re-attending between 3 & 9 months - Adults	495	2,750	18.0%	37.5%	38.2%	50.3%
% of FP17s for Band 1 Urgent Courses	570	3,917	14.6%	10.9%	10.6%	9.1%
% of FP17s Relating to Free Repair or Replacements	12	3,917	0.3%	0.5%	0.6%	0.8%
% of FP17s Relating to Continuations	12	3,917	0.3%	0.6%	0.8%	1.0%
% of Patients satisfied with the dentistry they have received	3	3	N/A	87.9%	89.3%	91.5%
% of Patients satisfied with the time they had to wait for an appointment	3	3	N/A	83.3%	84.4%	87.9%

* This is based on patients treated on this contract for their most recent course of treatment. Figures in italics indicate the base number of FP17s or Patient Questionnaire responses are less than 100. N/A is shown where the base number of responses is less than 10 during the period. % is calculated as Quantity/Base number*100

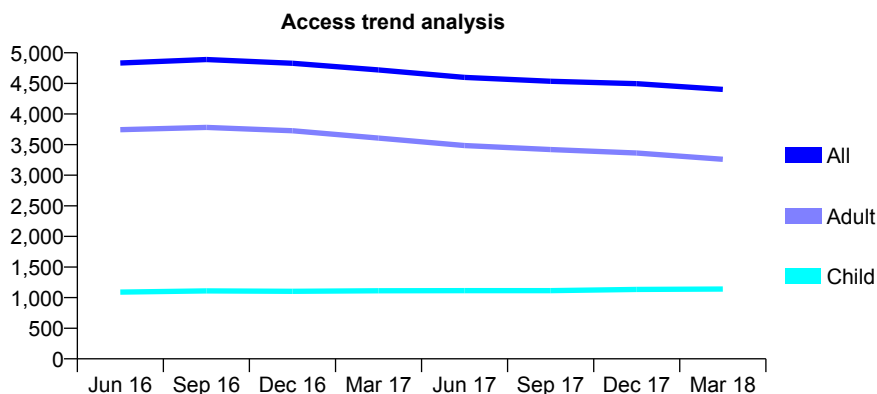
Q62 - Vital Signs At a Glance Contract Report for 395463/0002 - March 2018

Name or company name	MR AH GHAURI
Contract type name	GDS Contract
Purpose of contract	General
Contract start date	01/04/2006
Contract end date	

17/18 Contracted general activity (UDA)	16,269
Carry forward general activity (UDA)	-203
17/18 Contracted orthodontic activity (UOA)	0
Carry forward orthodontic activity (UOA)	0
Baseline contract value	£602,536.85

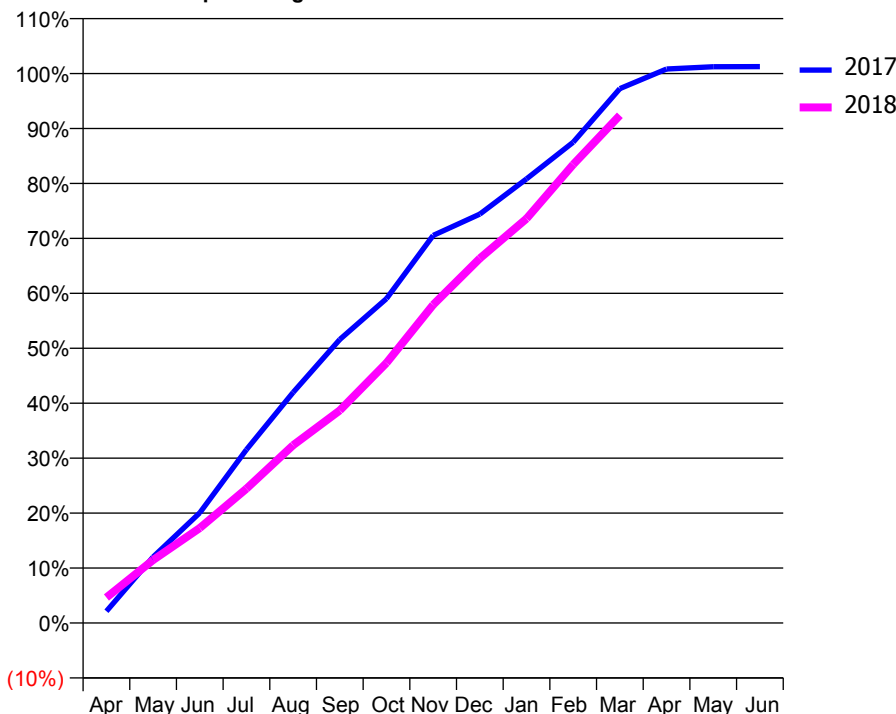
ACCESS*

Patients seen in 24 months	Total	Change since previous quarter
Quarter ending March 2017	4,719	
Quarter ending June 2017	4,599	↓
Quarter ending September 2017	4,534	↓
Quarter ending December 2017	4,495	→
Quarter ending March 2018	4,401	↓
Variance since March 2017	(6.7%)	↓



ACTIVITY

Cumulative percentage of contracted UDA delivered 2017 & 2018



Month	Adjusted Scheduled Activity (UDA)	
	2017	2018
April	351	756
May	1,957	1,865
June	3,264	2,814
July	5,136	3,976
August	6,829	5,265
September	8,395	6,297
October	9,604	7,700
November	11,473	9,421
December	12,107	10,797
January	13,150	11,972
February	14,236	13,576
March	15,823	15,033
April	16,403	
May	16,468	
June	16,472	

QUALITY

	Quantity	Base Number	Contract	AT	Region	England
% of FP17s for the same patient ID Re-attending within 3 months - Children	90	1,272	7.1%	10.0%	11.5%	11.9%
% of FP17s for the same patient ID Re-attending within 3 months - Adults	455	3,233	14.1%	15.8%	16.8%	16.0%
% of FP17s for the same patient ID Re-attending between 3 & 9 months - Children	504	1,272	39.6%	47.3%	47.7%	58.3%
% of FP17s for the same patient ID Re-attending between 3 & 9 months - Adults	1,032	3,233	31.9%	37.5%	38.2%	50.3%
% of FP17s for Band 1 Urgent Courses	683	4,325	15.8%	10.9%	10.6%	9.1%
% of FP17s Relating to Free Repair or Replacements	26	4,325	0.6%	0.5%	0.6%	0.8%
% of FP17s Relating to Continuations	10	4,325	0.2%	0.6%	0.8%	1.0%
% of Patients satisfied with the dentistry they have received	6	7	N/A	87.9%	89.3%	91.5%
% of Patients satisfied with the time they had to wait for an appointment	7	7	N/A	83.3%	84.4%	87.9%

* This is based on patients treated on this contract for their most recent course of treatment. Figures in italics indicate the base number of FP17s or Patient Questionnaire responses are less than 100. N/A is shown where the base number of responses is less than 10 during the period. % is calculated as Quantity/Base number*100

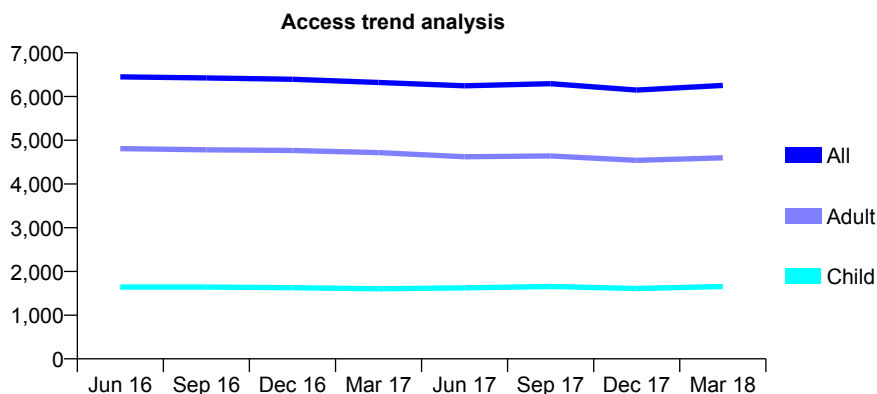
Q62 - Vital Signs At a Glance Contract Report for 395463/0004 - March 2018

Name or company name	MR AH GHAURI
Contract type name	GDS Contract
Purpose of contract	General
Contract start date	01/04/2006
Contract end date	

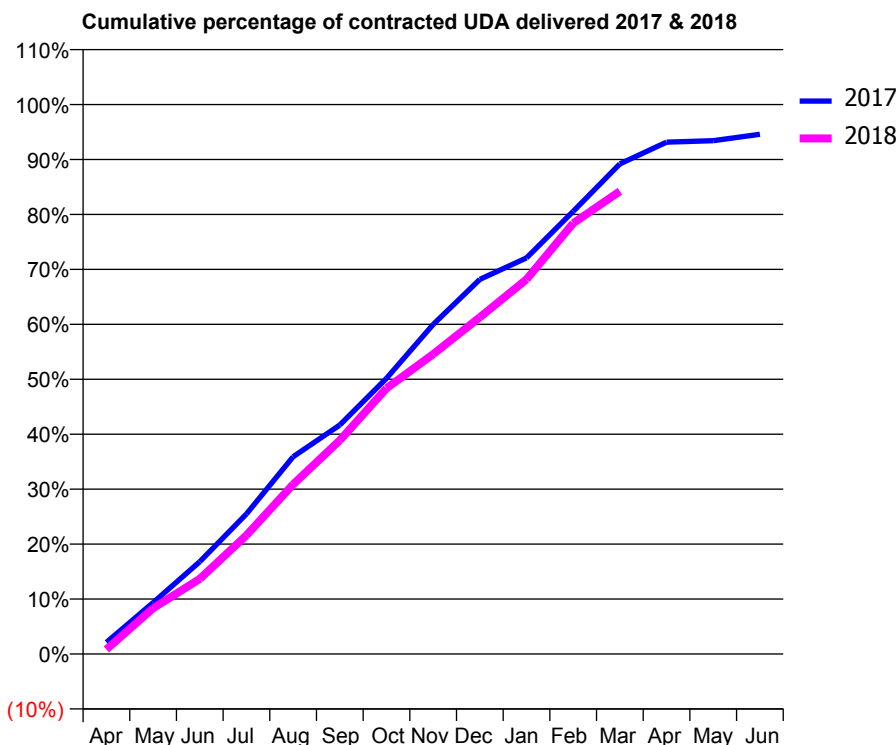
17/18 Contracted general activity (UDA)	24,669
Carry forward general activity (UDA)	555
17/18 Contracted orthodontic activity (UOA)	0
Carry forward orthodontic activity (UOA)	0
Baseline contract value	£656,082.81

ACCESS*

Patients seen in 24 months	Total	Change since previous quarter
Quarter ending March 2017	6,322	
Quarter ending June 2017	6,246	↓
Quarter ending September 2017	6,294	→
Quarter ending December 2017	6,147	↓
Quarter ending March 2018	6,253	→
Variance since March 2017	(1.1%)	↓



ACTIVITY



Month	Adjusted Scheduled Activity (UDA)	
	2017	2018
April	521	205
May	2,310	2,056
June	4,145	3,376
July	6,288	5,333
August	8,859	7,615
September	10,283	9,594
October	12,375	11,927
November	14,794	13,458
December	16,820	15,121
January	17,784	16,817
February	19,874	19,338
March	22,003	20,775
April	22,979	
May	23,043	
June	23,332	

QUALITY

	Quantity	Base Number	Contract	AT	Region	England
% of FP17s for the same patient ID Re-attending within 3 months - Children	106	1,705	6.2%	10.0%	11.5%	11.9%
% of FP17s for the same patient ID Re-attending within 3 months - Adults	520	4,139	12.6%	15.8%	16.8%	16.0%
% of FP17s for the same patient ID Re-attending between 3 & 9 months - Children	526	1,705	30.9%	47.3%	47.7%	58.3%
% of FP17s for the same patient ID Re-attending between 3 & 9 months - Adults	934	4,139	22.6%	37.5%	38.2%	50.3%
% of FP17s for Band 1 Urgent Courses	627	5,586	11.2%	10.9%	10.6%	9.1%
% of FP17s Relating to Free Repair or Replacements	11	5,586	0.2%	0.5%	0.6%	0.8%
% of FP17s Relating to Continuations	31	5,586	0.6%	0.6%	0.8%	1.0%
% of Patients satisfied with the dentistry they have received	10	13	76.9%	87.9%	89.3%	91.5%
% of Patients satisfied with the time they had to wait for an appointment	10	13	76.9%	83.3%	84.4%	87.9%

* This is based on patients treated on this contract for their most recent course of treatment. Figures in italics indicate the base number of FP17s or Patient Questionnaire responses are less than 100. N/A is shown where the base number of responses is less than 10 during the period. % is calculated as Quantity/Base number*100

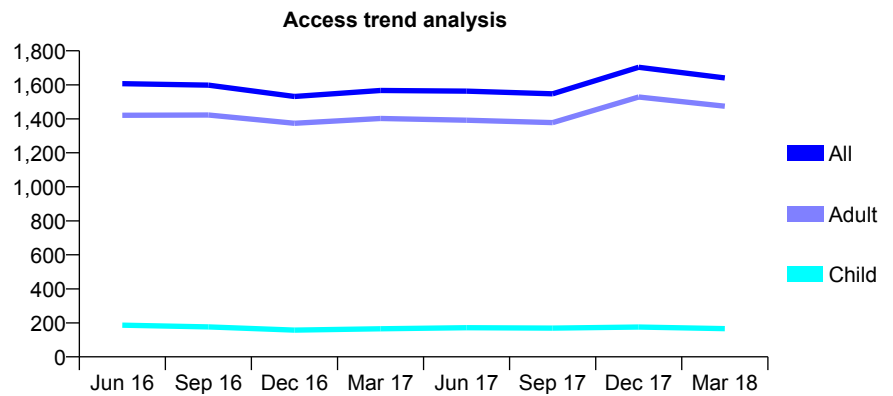
Q62 - Vital Signs At a Glance Contract Report for 395463/0006 - March 2018

Name or company name	MR AH GHAURI
Contract type name	GDS Contract
Purpose of contract	General
Contract start date	01/04/2006
Contract end date	

17/18 Contracted general activity (UDA)	3,000
Carry forward general activity (UDA)	0
17/18 Contracted orthodontic activity (UOA)	0
Carry forward orthodontic activity (UOA)	0
Baseline contract value	£119,065.73

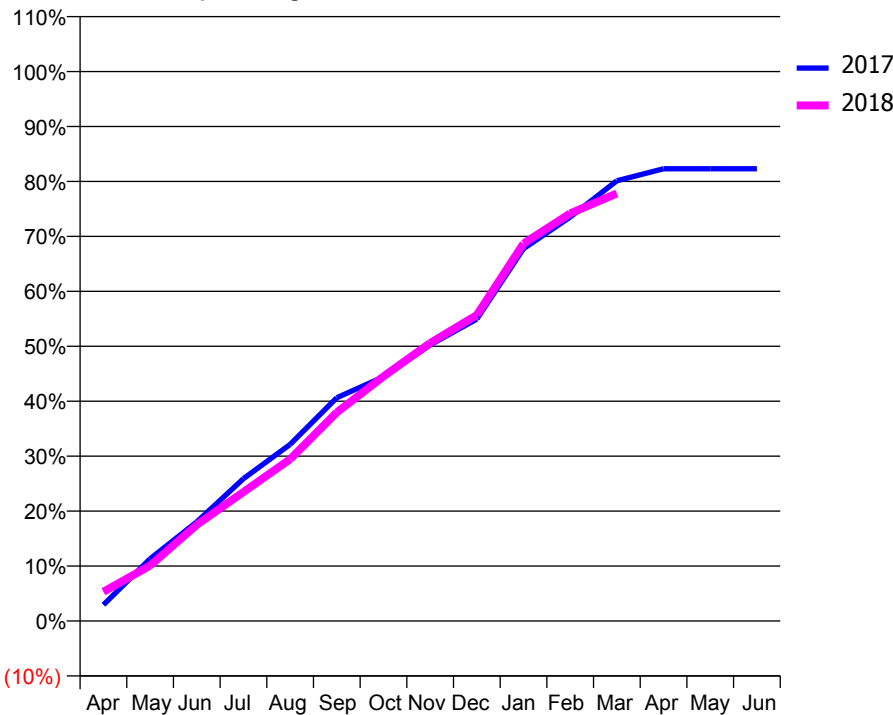
ACCESS*

Patients seen in 24 months	Total	Change since previous quarter
Quarter ending March 2017	1,567	
Quarter ending June 2017	1,563	→
Quarter ending September 2017	1,547	↓
Quarter ending December 2017	1,703	↑
Quarter ending March 2018	1,640	↓
Variance since March 2017	4.7%	↑



ACTIVITY

Cumulative percentage of contracted UDA delivered 2017 & 2018



Month	Adjusted Scheduled Activity (UDA)	
	2017	2018
April	89	160
May	339	302
June	541	525
July	777	704
August	964	884
September	1,219	1,139
October	1,333	1,335
November	1,507	1,518
December	1,649	1,671
January	2,033	2,060
February	2,206	2,225
March	2,403	2,334
April	2,469	
May	2,469	
June	2,469	

QUALITY

	Quantity	Base Number	Contract	AT	Region	England
% of FP17s for the same patient ID Re-attending within 3 months - Children	1	302	0.3%	10.0%	11.5%	11.9%
% of FP17s for the same patient ID Re-attending within 3 months - Adults	17	1,720	1.0%	15.8%	16.8%	16.0%
% of FP17s for the same patient ID Re-attending between 3 & 9 months - Children	1	302	0.3%	47.3%	47.7%	58.3%
% of FP17s for the same patient ID Re-attending between 3 & 9 months - Adults	7	1,720	0.4%	37.5%	38.2%	50.3%
% of FP17s for Band 1 Urgent Courses	1,957	1,967	99.5%	10.9%	10.6%	9.1%
% of FP17s Relating to Free Repair or Replacements	0	1,967	0.0%	0.5%	0.6%	0.8%
% of FP17s Relating to Continuations	0	1,967	0.0%	0.6%	0.8%	1.0%
% of Patients satisfied with the dentistry they have received	0	0	N/A	87.9%	89.3%	91.5%
% of Patients satisfied with the time they had to wait for an appointment	0	0	N/A	83.3%	84.4%	87.9%

* This is based on patients treated on this contract for their most recent course of treatment. Figures in italics indicate the base number of FP17s or Patient Questionnaire responses are less than 100. N/A is shown where the base number of responses is less than 10 during the period. % is calculated as Quantity/Base number*100

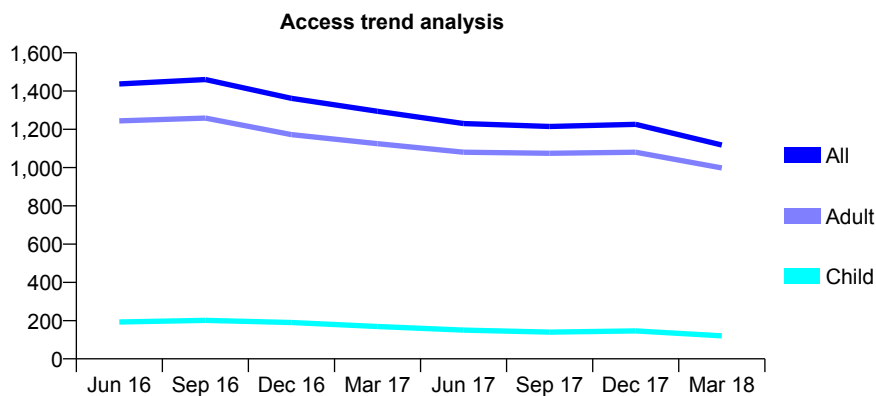
Q62 - Vital Signs At a Glance Contract Report for 395463/0007 - March 2018

Name or company name	MR AH GHAURI
Contract type name	GDS Contract
Purpose of contract	General
Contract start date	01/01/2007
Contract end date	

17/18 Contracted general activity (UDA)	2,200
Carry forward general activity (UDA)	0
17/18 Contracted orthodontic activity (UOA)	0
Carry forward orthodontic activity (UOA)	0
Baseline contract value	£86,954.05

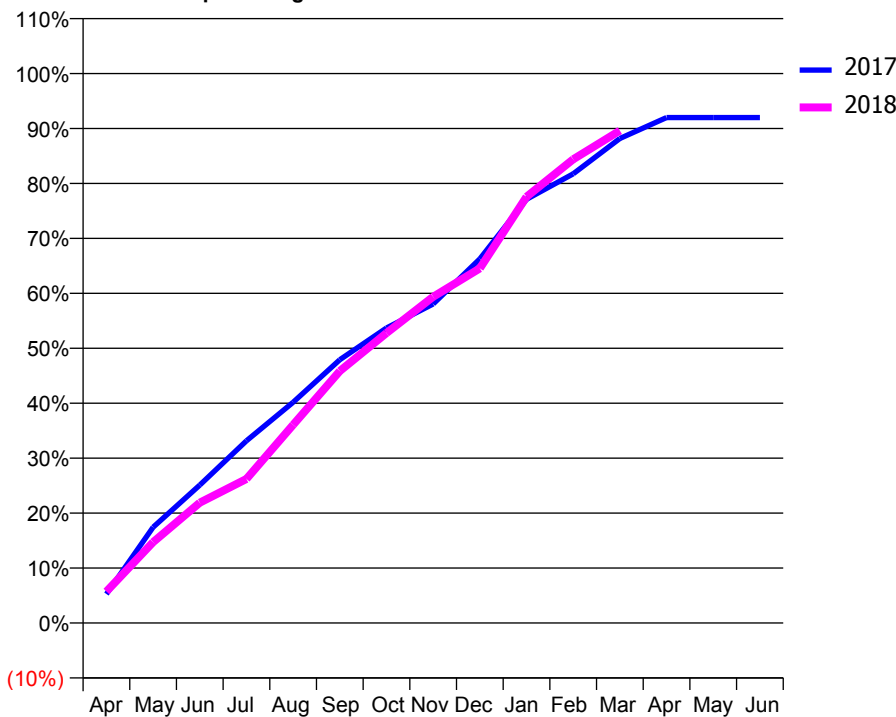
ACCESS*

Patients seen in 24 months	Total	Change since previous quarter
Quarter ending March 2017	1,294	
Quarter ending June 2017	1,230	↓
Quarter ending September 2017	1,215	↓
Quarter ending December 2017	1,226	→
Quarter ending March 2018	1,118	↓
Variance since March 2017	(13.6%)	↓



ACTIVITY

Cumulative percentage of contracted UDA delivered 2017 & 2018



Adjusted Scheduled Activity (UDA)

Month	2017	2018
April	116	126
May	384	324
June	552	482
July	730	577
August	884	794
September	1,054	1,009
October	1,181	1,161
November	1,277	1,306
December	1,458	1,420
January	1,696	1,707
February	1,798	1,857
March	1,940	1,971
April	2,024	
May	2,024	
June	2,024	

QUALITY

	Quantity	Base Number	Contract	AT	Region	England
% of FP17s for the same patient ID Re-attending within 3 months - Children	6	328	1.8%	10.0%	11.5%	11.9%
% of FP17s for the same patient ID Re-attending within 3 months - Adults	19	1,387	1.4%	15.8%	16.8%	16.0%
% of FP17s for the same patient ID Re-attending between 3 & 9 months - Children	1	328	0.3%	47.3%	47.7%	58.3%
% of FP17s for the same patient ID Re-attending between 3 & 9 months - Adults	9	1,387	0.6%	37.5%	38.2%	50.3%
% of FP17s for Band 1 Urgent Courses	1,638	1,645	99.6%	10.9%	10.6%	9.1%
% of FP17s Relating to Free Repair or Replacements	0	1,645	0.0%	0.5%	0.6%	0.8%
% of FP17s Relating to Continuations	0	1,645	0.0%	0.6%	0.8%	1.0%
% of Patients satisfied with the dentistry they have received	0	0	N/A	87.9%	89.3%	91.5%
% of Patients satisfied with the time they had to wait for an appointment	0	0	N/A	83.3%	84.4%	87.9%

* This is based on patients treated on this contract for their most recent course of treatment. Figures in italics indicate the base number of FP17s or Patient Questionnaire responses are less than 100. N/A is shown where the base number of responses is less than 10 during the period. % is calculated as Quantity/Base number*100

Q62 - Vital Signs At a Glance Contract Report for 395463/0009 - March 2018

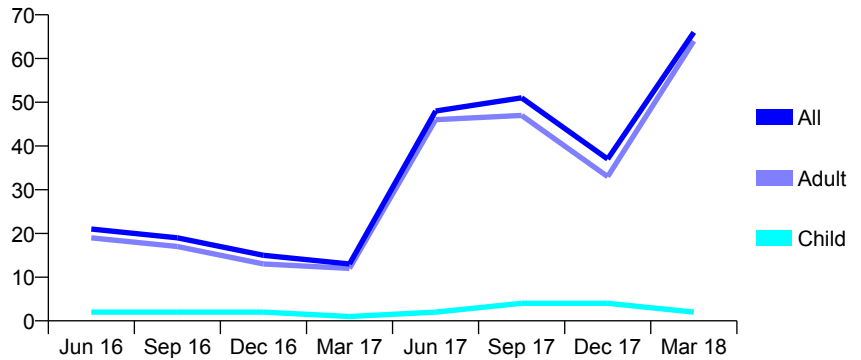
Name or company name	MR AH GHAURI
Contract type name	PDS Contract
Purpose of contract	General
Contract start date	01/04/2009
Contract end date	31/03/2019

17/18 Contracted general activity (UDA)	200
Carry forward general activity (UDA)	5
17/18 Contracted orthodontic activity (UOA)	0
Carry forward orthodontic activity (UOA)	0
Baseline contract value	£26,033.21

ACCESS*

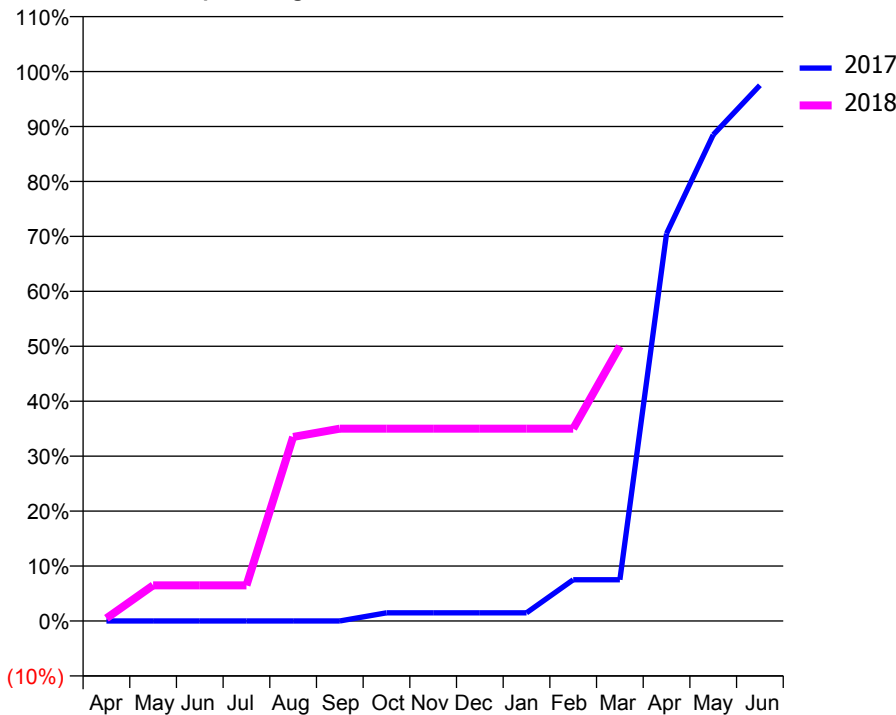
Patients seen in 24 months	Total	Change since previous quarter
Quarter ending March 2017	13	
Quarter ending June 2017	48	↑
Quarter ending September 2017	51	↑
Quarter ending December 2017	37	↓
Quarter ending March 2018	66	↑
Variance since March 2017	407.7%	↑

Access trend analysis



ACTIVITY

Cumulative percentage of contracted UDA delivered 2017 & 2018



Month	Adjusted Scheduled Activity (UDA)	
	2017	2018
April	0	1
May	0	13
June	0	13
July	0	13
August	0	67
September	0	70
October	3	70
November	3	70
December	3	70
January	3	70
February	15	70
March	15	100
April	141	
May	177	
June	195	

QUALITY

	Quantity	Base Number	Contract	AT	Region	England
% of FP17s for the same patient ID Re-attending within 3 months - Children	0	3	0.0%	10.0%	11.5%	11.9%
% of FP17s for the same patient ID Re-attending within 3 months - Adults	0	93	0.0%	15.8%	16.8%	16.0%
% of FP17s for the same patient ID Re-attending between 3 & 9 months - Children	0	3	0.0%	47.3%	47.7%	58.3%
% of FP17s for the same patient ID Re-attending between 3 & 9 months - Adults	1	93	1.1%	37.5%	38.2%	50.3%
% of FP17s for Band 1 Urgent Courses	0	36	0.0%	10.9%	10.6%	9.1%
% of FP17s Relating to Free Repair or Replacements	0	36	0.0%	0.5%	0.6%	0.8%
% of FP17s Relating to Continuations	0	36	0.0%	0.6%	0.8%	1.0%
% of Patients satisfied with the dentistry they have received	0	0	N/A	87.9%	89.3%	91.5%
% of Patients satisfied with the time they had to wait for an appointment	0	0	N/A	83.3%	84.4%	87.9%

* This is based on patients treated on this contract for their most recent course of treatment. Figures in italics indicate the base number of FP17s or Patient Questionnaire responses are less than 100. N/A is shown where the base number of responses is less than 10 during the period. % is calculated as Quantity/Base number*100

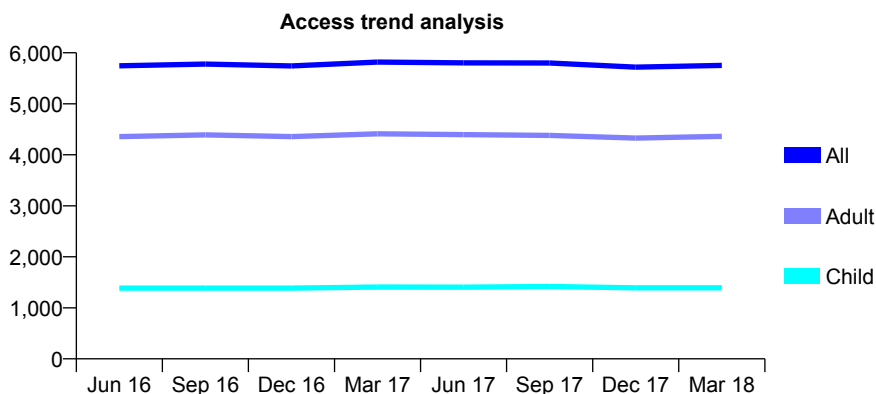
Q62 - Vital Signs At a Glance Contract Report for 555843/0001 - March 2018

Name or company name	MR B COHEN
Contract type name	GDS Contract
Purpose of contract	General
Contract start date	01/04/2006
Contract end date	

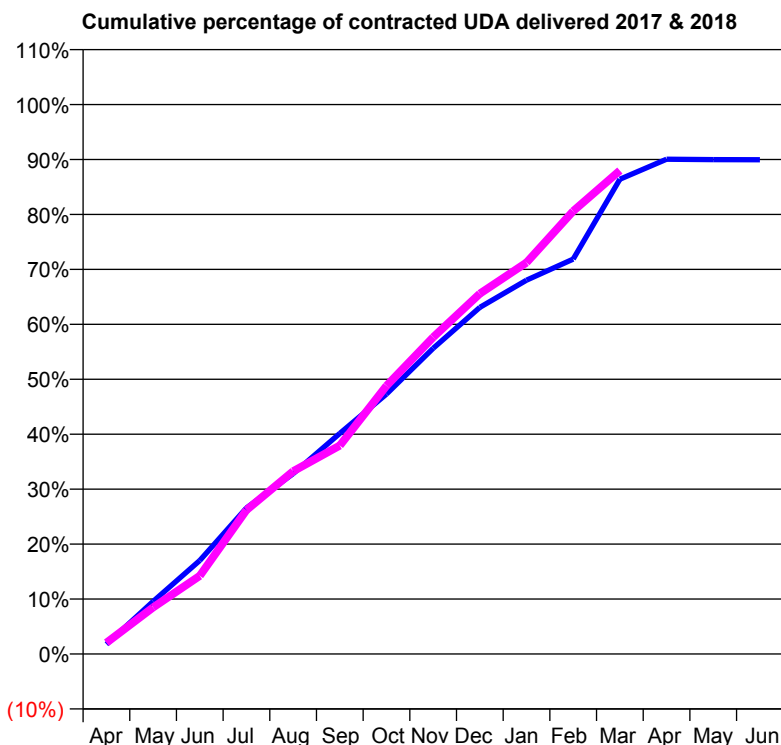
17/18 Contracted general activity (UDA)	13,083
Carry forward general activity (UDA)	0
17/18 Contracted orthodontic activity (UOA)	0
Carry forward orthodontic activity (UOA)	0
Baseline contract value	£347,659.47

ACCESS*

Patients seen in 24 months	Total	Change since previous quarter
Quarter ending March 2017	5,819	
Quarter ending June 2017	5,802	→
Quarter ending September 2017	5,799	→
Quarter ending December 2017	5,720	↓
Quarter ending March 2018	5,754	→
Variance since March 2017	(1.1%)	↓



ACTIVITY



Month	Adjusted Scheduled Activity (UDA)	
	2017	2018
April	234	268
May	1,253	1,110
June	2,226	1,861
July	3,479	3,426
August	4,295	4,352
September	5,254	4,965
October	6,190	6,387
November	7,278	7,541
December	8,252	8,579
January	8,902	9,319
February	9,402	10,547
March	11,305	11,511
April	11,782	
May	11,770	
June	11,769	

QUALITY

	Quantity	Base Number	Contract	AT	Region	England
% of FP17s for the same patient ID Re-attending within 3 months - Children	186	2,101	8.9%	10.0%	11.5%	11.9%
% of FP17s for the same patient ID Re-attending within 3 months - Adults	742	5,656	13.1%	15.8%	16.8%	16.0%
% of FP17s for the same patient ID Re-attending between 3 & 9 months - Children	1,249	2,101	59.4%	47.3%	47.7%	58.3%
% of FP17s for the same patient ID Re-attending between 3 & 9 months - Adults	3,179	5,656	56.2%	37.5%	38.2%	50.3%
% of FP17s for Band 1 Urgent Courses	729	7,470	9.8%	10.9%	10.6%	9.1%
% of FP17s Relating to Free Repair or Replacements	30	7,470	0.4%	0.5%	0.6%	0.8%
% of FP17s Relating to Continuations	110	7,470	1.5%	0.6%	0.8%	1.0%
% of Patients satisfied with the dentistry they have received	5	5	N/A	87.9%	89.3%	91.5%
% of Patients satisfied with the time they had to wait for an appointment	5	5	N/A	83.3%	84.4%	87.9%

* This is based on patients treated on this contract for their most recent course of treatment. Figures in italics indicate the base number of FP17s or Patient Questionnaire responses are less than 100. N/A is shown where the base number of responses is less than 10 during the period. % is calculated as Quantity/Base number*100

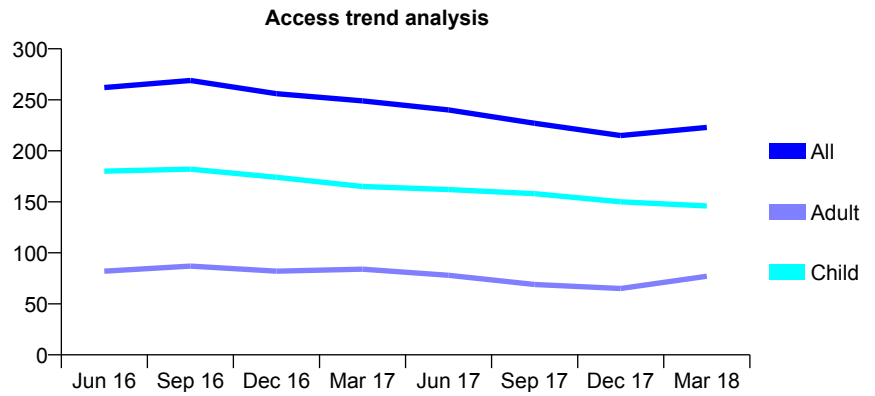
Q62 - Vital Signs At a Glance Contract Report for 558044/0003 - March 2018

Name or company name	MR BP WEINBAUM
Contract type name	GDS Contract
Purpose of contract	General
Contract start date	08/06/2007
Contract end date	

17/18 Contracted general activity (UDA)	431
Carry forward general activity (UDA)	0
17/18 Contracted orthodontic activity (UOA)	0
Carry forward orthodontic activity (UOA)	0
Baseline contract value	£9,705.52

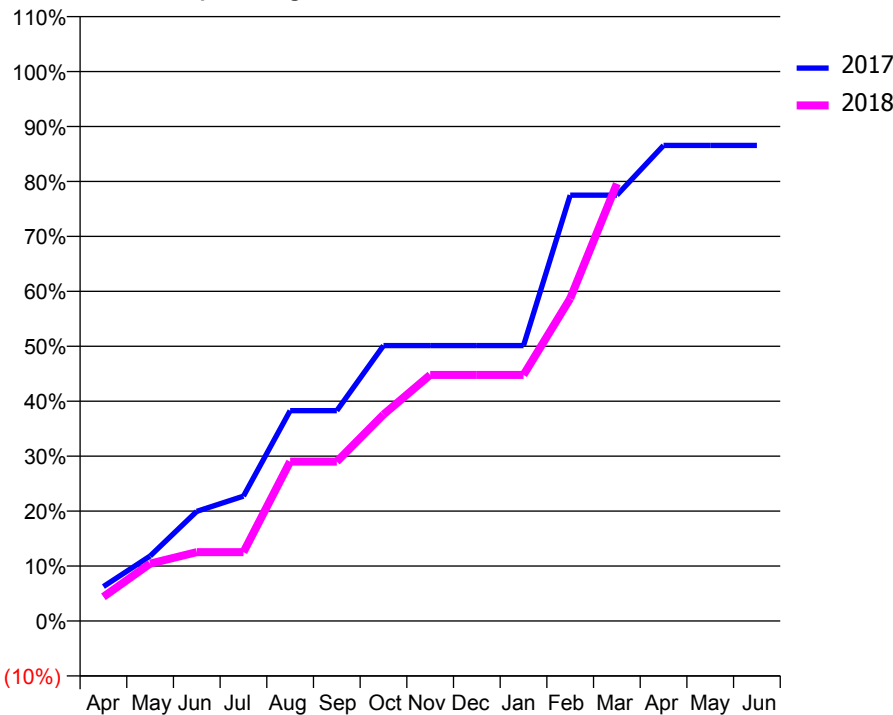
ACCESS*

Patients seen in 24 months	Total	Change since previous quarter
Quarter ending March 2017	249	
Quarter ending June 2017	240	↓
Quarter ending September 2017	227	↓
Quarter ending December 2017	215	↓
Quarter ending March 2018	223	↑
Variance since March 2017	(10.4%)	↓



ACTIVITY

Cumulative percentage of contracted UDA delivered 2017 & 2018



Month	Adjusted Scheduled Activity (UDA)	
	2017	2018
April	27	19
May	51	45
June	86	54
July	98	54
August	165	125
September	165	125
October	216	162
November	216	193
December	216	193
January	216	193
February	334	253
March	334	343
April	373	
May	373	
June	373	

QUALITY

	Quantity	Base Number	Contract	AT	Region	England
% of FP17s for the same patient ID Re-attending within 3 months - Children	7	244	2.9%	10.0%	11.5%	11.9%
% of FP17s for the same patient ID Re-attending within 3 months - Adults	2	82	2.4%	15.8%	16.8%	16.0%
% of FP17s for the same patient ID Re-attending between 3 & 9 months - Children	158	244	64.8%	47.3%	47.7%	58.3%
% of FP17s for the same patient ID Re-attending between 3 & 9 months - Adults	44	82	53.7%	37.5%	38.2%	50.3%
% of FP17s for Band 1 Urgent Courses	0	280	0.0%	10.9%	10.6%	9.1%
% of FP17s Relating to Free Repair or Replacements	0	280	0.0%	0.5%	0.6%	0.8%
% of FP17s Relating to Continuations	4	280	1.4%	0.6%	0.8%	1.0%
% of Patients satisfied with the dentistry they have received	0	0	N/A	87.9%	89.3%	91.5%
% of Patients satisfied with the time they had to wait for an appointment	0	0	N/A	83.3%	84.4%	87.9%

* This is based on patients treated on this contract for their most recent course of treatment. Figures in italics indicate the base number of FP17s or Patient Questionnaire responses are less than 100. N/A is shown where the base number of responses is less than 10 during the period. % is calculated as Quantity/Base number*100

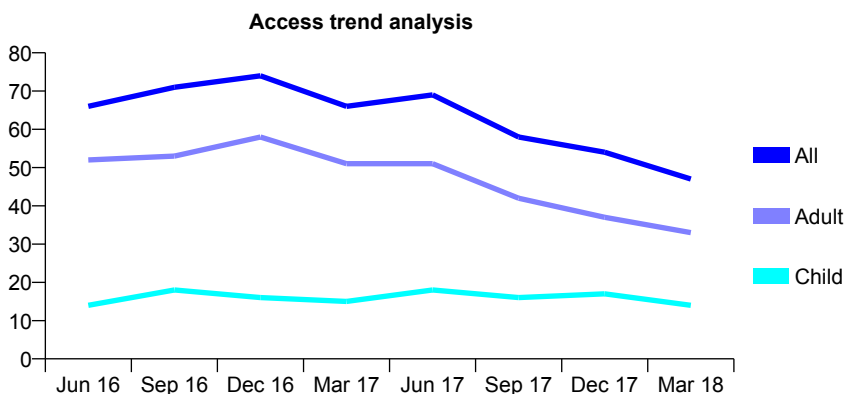
Q62 - Vital Signs At a Glance Contract Report for 558834/0002 - March 2018

Name or company name	MR SG RADIA
Contract type name	GDS Contract
Purpose of contract	General
Contract start date	22/04/2010
Contract end date	

17/18 Contracted general activity (UDA)	228
Carry forward general activity (UDA)	-4
17/18 Contracted orthodontic activity (UOA)	0
Carry forward orthodontic activity (UOA)	0
Baseline contract value	£6,248.86

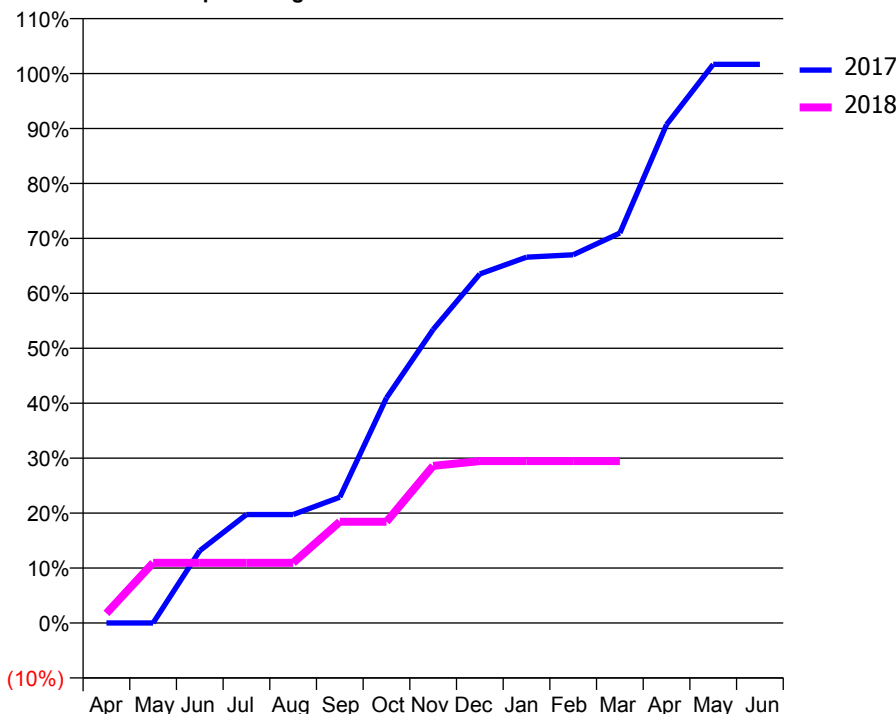
ACCESS*

Patients seen in 24 months	Total	Change since previous quarter
Quarter ending March 2017	66	
Quarter ending June 2017	69	↑
Quarter ending September 2017	58	↓
Quarter ending December 2017	54	↓
Quarter ending March 2018	47	↓
Variance since March 2017	(28.8%)	↓



ACTIVITY

Cumulative percentage of contracted UDA delivered 2017 & 2018



Adjusted Scheduled Activity (UDA)

Month	2017	2018
April	0	4
May	0	25
June	30	25
July	45	25
August	45	25
September	52	42
October	93	42
November	122	65
December	145	67
January	152	67
February	153	67
March	162	67
April	207	
May	232	
June	232	

QUALITY

	Quantity	Base Number	Contract	AT	Region	England
% of FP17s for the same patient ID Re-attending within 3 months - Children	1	16	6.3%	10.0%	11.5%	11.9%
% of FP17s for the same patient ID Re-attending within 3 months - Adults	0	20	0.0%	15.8%	16.8%	16.0%
% of FP17s for the same patient ID Re-attending between 3 & 9 months - Children	6	16	37.5%	47.3%	47.7%	58.3%
% of FP17s for the same patient ID Re-attending between 3 & 9 months - Adults	11	20	55.0%	37.5%	38.2%	50.3%
% of FP17s for Band 1 Urgent Courses	1	27	3.7%	10.9%	10.6%	9.1%
% of FP17s Relating to Free Repair or Replacements	0	27	0.0%	0.5%	0.6%	0.8%
% of FP17s Relating to Continuations	0	27	0.0%	0.6%	0.8%	1.0%
% of Patients satisfied with the dentistry they have received	0	0	N/A	87.9%	89.3%	91.5%
% of Patients satisfied with the time they had to wait for an appointment	0	0	N/A	83.3%	84.4%	87.9%

* This is based on patients treated on this contract for their most recent course of treatment. Figures in italics indicate the base number of FP17s or Patient Questionnaire responses are less than 100. N/A is shown where the base number of responses is less than 10 during the period. % is calculated as Quantity/Base number*100

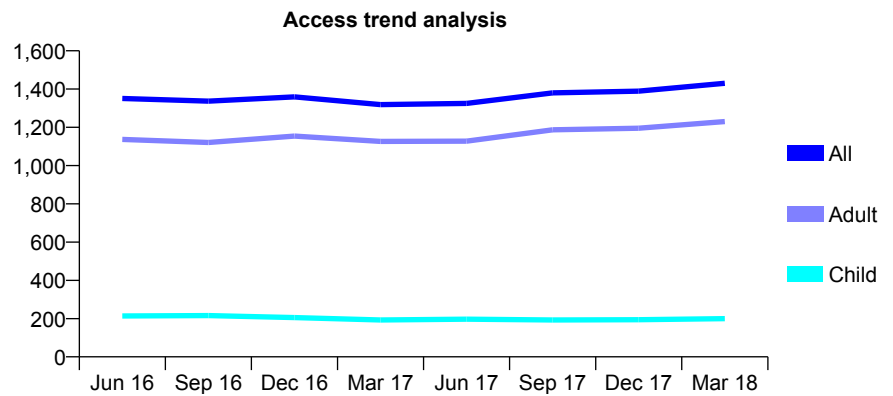
Q62 - Vital Signs At a Glance Contract Report for 559741/0002 - March 2018

Name or company name	R Dattani
Contract type name	GDS Contract
Purpose of contract	General
Contract start date	01/08/2006
Contract end date	

17/18 Contracted general activity (UDA)	4,829
Carry forward general activity (UDA)	0
17/18 Contracted orthodontic activity (UOA)	0
Carry forward orthodontic activity (UOA)	0
Baseline contract value	£126,037.22

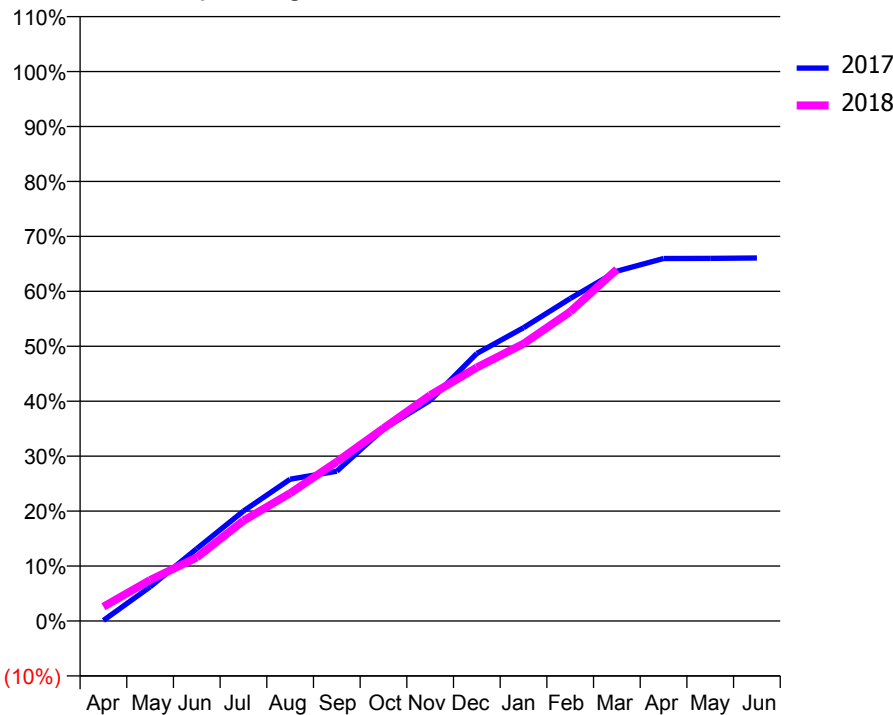
ACCESS*

Patients seen in 24 months	Total	Change since previous quarter
Quarter ending March 2017	1,319	
Quarter ending June 2017	1,325	→
Quarter ending September 2017	1,380	↑
Quarter ending December 2017	1,389	→
Quarter ending March 2018	1,430	↑
Variance since March 2017	8.4%	↑



ACTIVITY

Cumulative percentage of contracted UDA delivered 2017 & 2018



Month	Adjusted Scheduled Activity (UDA)	
	2017	2018
April	5	126
May	300	361
June	635	559
July	967	882
August	1,246	1,123
September	1,316	1,399
October	1,688	1,694
November	1,939	1,985
December	2,351	2,228
January	2,577	2,437
February	2,834	2,718
March	3,074	3,090
April	3,185	
May	3,186	
June	3,190	

QUALITY

	Quantity	Base Number	Contract	AT	Region	England
% of FP17s for the same patient ID Re-attending within 3 months - Children	10	236	4.2%	10.0%	11.5%	11.9%
% of FP17s for the same patient ID Re-attending within 3 months - Adults	143	1,244	11.5%	15.8%	16.8%	16.0%
% of FP17s for the same patient ID Re-attending between 3 & 9 months - Children	78	236	33.1%	47.3%	47.7%	58.3%
% of FP17s for the same patient ID Re-attending between 3 & 9 months - Adults	334	1,244	26.8%	37.5%	38.2%	50.3%
% of FP17s for Band 1 Urgent Courses	136	1,416	9.6%	10.9%	10.6%	9.1%
% of FP17s Relating to Free Repair or Replacements	13	1,416	0.9%	0.5%	0.6%	0.8%
% of FP17s Relating to Continuations	16	1,416	1.1%	0.6%	0.8%	1.0%
% of Patients satisfied with the dentistry they have received	0	0	N/A	87.9%	89.3%	91.5%
% of Patients satisfied with the time they had to wait for an appointment	0	0	N/A	83.3%	84.4%	87.9%

* This is based on patients treated on this contract for their most recent course of treatment. Figures in italics indicate the base number of FP17s or Patient Questionnaire responses are less than 100. N/A is shown where the base number of responses is less than 10 during the period. % is calculated as Quantity/Base number*100

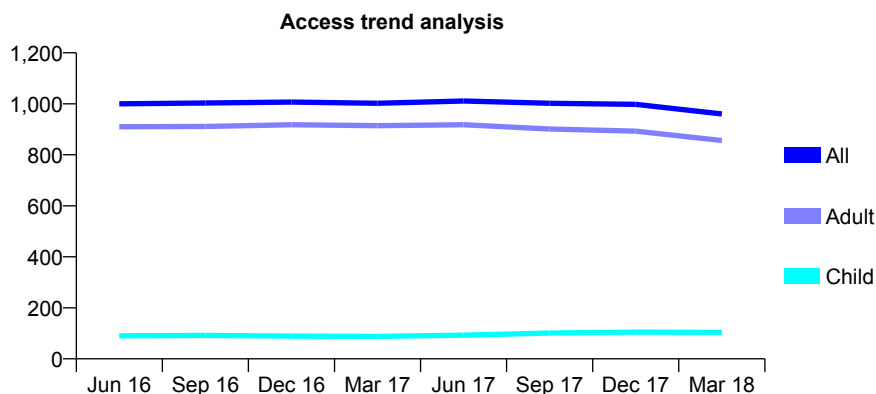
Q62 - Vital Signs At a Glance Contract Report for 567329/0002 - March 2018

Name or company name	MR WH LEE
Contract type name	GDS Contract
Purpose of contract	General
Contract start date	04/04/2007
Contract end date	

17/18 Contracted general activity (UDA)	5,024
Carry forward general activity (UDA)	0
17/18 Contracted orthodontic activity (UOA)	0
Carry forward orthodontic activity (UOA)	0
Baseline contract value	£132,356.95

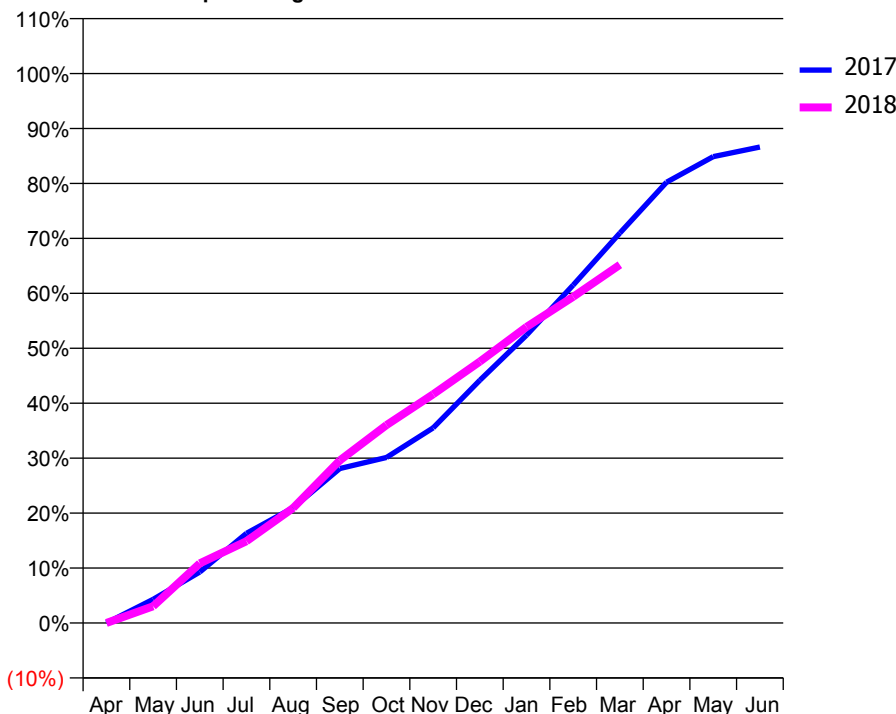
ACCESS*

Patients seen in 24 months	Total	Change since previous quarter
Quarter ending March 2017	1,002	
Quarter ending June 2017	1,011	→
Quarter ending September 2017	1,002	→
Quarter ending December 2017	998	→
Quarter ending March 2018	960	↓
Variance since March 2017	(4.2%)	↓



ACTIVITY

Cumulative percentage of contracted UDA delivered 2017 & 2018



Month	Adjusted Scheduled Activity (UDA)	
	2017	2018
April	0	0
May	217	153
June	467	546
July	820	748
August	1,054	1,052
September	1,412	1,486
October	1,514	1,810
November	1,785	2,092
December	2,220	2,390
January	2,631	2,707
February	3,090	2,983
March	3,566	3,275
April	4,029	
May	4,265	
June	4,352	

QUALITY

	Quantity	Base Number	Contract	AT	Region	England
% of FP17s for the same patient ID Re-attending within 3 months - Children	4	97	4.1%	10.0%	11.5%	11.9%
% of FP17s for the same patient ID Re-attending within 3 months - Adults	14	646	2.2%	15.8%	16.8%	16.0%
% of FP17s for the same patient ID Re-attending between 3 & 9 months - Children	20	97	20.6%	47.3%	47.7%	58.3%
% of FP17s for the same patient ID Re-attending between 3 & 9 months - Adults	184	646	28.5%	37.5%	38.2%	50.3%
% of FP17s for Band 1 Urgent Courses	25	637	3.9%	10.9%	10.6%	9.1%
% of FP17s Relating to Free Repair or Replacements	7	637	1.1%	0.5%	0.6%	0.8%
% of FP17s Relating to Continuations	0	637	0.0%	0.6%	0.8%	1.0%
% of Patients satisfied with the dentistry they have received	0	0	N/A	87.9%	89.3%	91.5%
% of Patients satisfied with the time they had to wait for an appointment	0	0	N/A	83.3%	84.4%	87.9%

* This is based on patients treated on this contract for their most recent course of treatment. Figures in italics indicate the base number of FP17s or Patient Questionnaire responses are less than 100. N/A is shown where the base number of responses is less than 10 during the period. % is calculated as Quantity/Base number*100

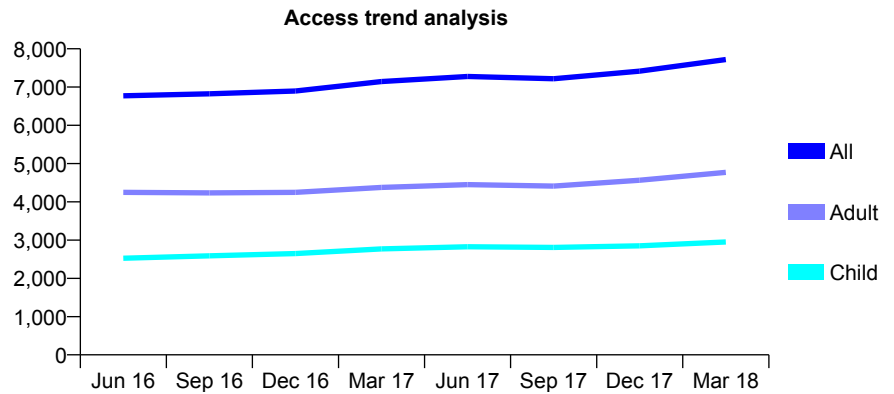
Q62 - Vital Signs At a Glance Contract Report for 568821/0001 - March 2018

Name or company name	MR BK VEKARIA
Contract type name	GDS Contract
Purpose of contract	General
Contract start date	01/04/2006
Contract end date	

17/18 Contracted general activity (UDA)	25,725
Carry forward general activity (UDA)	421
17/18 Contracted orthodontic activity (UOA)	0
Carry forward orthodontic activity (UOA)	0
Baseline contract value	£892,872.91

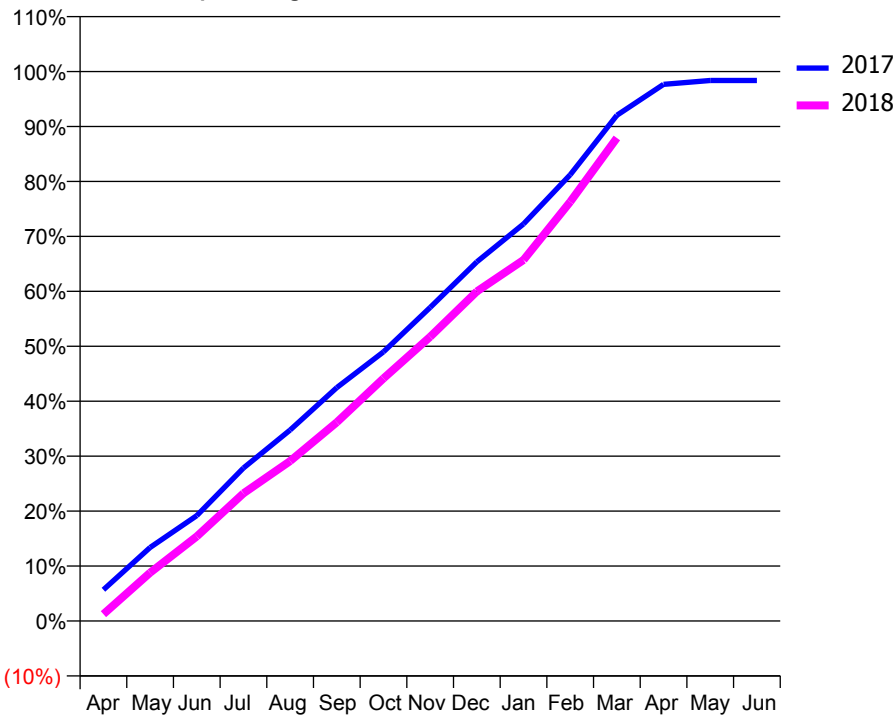
ACCESS*

Patients seen in 24 months	Total	Change since previous quarter
Quarter ending March 2017	7,143	
Quarter ending June 2017	7,277	→
Quarter ending September 2017	7,219	→
Quarter ending December 2017	7,416	↑
Quarter ending March 2018	7,721	↑
Variance since March 2017	8.1%	↑



ACTIVITY

Cumulative percentage of contracted UDA delivered 2017 & 2018



Month	Adjusted Scheduled Activity (UDA)	
	2017	2018
April	1,465	324
May	3,444	2,265
June	4,935	3,960
July	7,161	5,980
August	8,944	7,487
September	10,929	9,304
October	12,598	11,359
November	14,680	13,307
December	16,814	15,432
January	18,587	16,904
February	20,888	19,621
March	23,673	22,613
April	25,123	
May	25,304	
June	25,304	

QUALITY

	Quantity	Base Number	Contract	AT	Region	England
% of FP17s for the same patient ID Re-attending within 3 months - Children	343	3,407	10.1%	10.0%	11.5%	11.9%
% of FP17s for the same patient ID Re-attending within 3 months - Adults	791	5,036	15.7%	15.8%	16.8%	16.0%
% of FP17s for the same patient ID Re-attending between 3 & 9 months - Children	1,047	3,407	30.7%	47.3%	47.7%	58.3%
% of FP17s for the same patient ID Re-attending between 3 & 9 months - Adults	1,606	5,036	31.9%	37.5%	38.2%	50.3%
% of FP17s for Band 1 Urgent Courses	994	7,975	12.5%	10.9%	10.6%	9.1%
% of FP17s Relating to Free Repair or Replacements	46	7,975	0.6%	0.5%	0.6%	0.8%
% of FP17s Relating to Continuations	11	7,975	0.1%	0.6%	0.8%	1.0%
% of Patients satisfied with the dentistry they have received	4	4	N/A	87.9%	89.3%	91.5%
% of Patients satisfied with the time they had to wait for an appointment	1	4	N/A	83.3%	84.4%	87.9%

* This is based on patients treated on this contract for their most recent course of treatment. Figures in italics indicate the base number of FP17s or Patient Questionnaire responses are less than 100. N/A is shown where the base number of responses is less than 10 during the period. % is calculated as Quantity/Base number*100

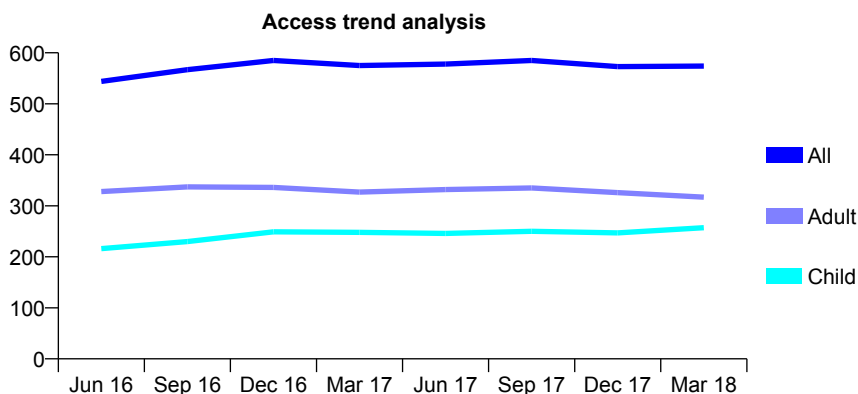
Q62 - Vital Signs At a Glance Contract Report for 570559/0001 - March 2018

Name or company name	MR Q MANJI
Contract type name	GDS Contract
Purpose of contract	General
Contract start date	01/04/2006
Contract end date	

17/18 Contracted general activity (UDA)	1,521
Carry forward general activity (UDA)	-30
17/18 Contracted orthodontic activity (UOA)	0
Carry forward orthodontic activity (UOA)	0
Baseline contract value	£61,963.33

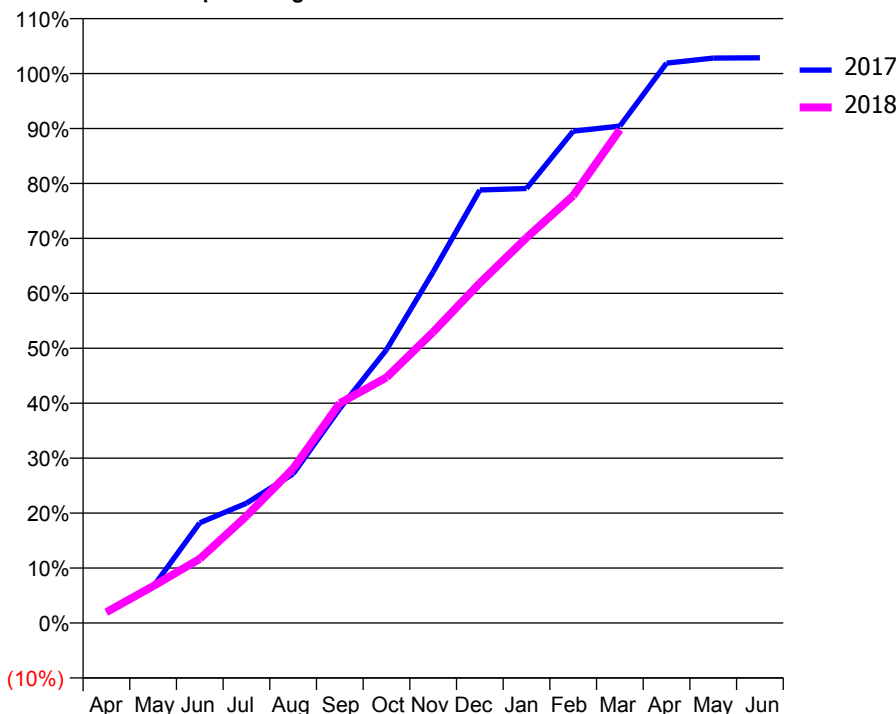
ACCESS*

Patients seen in 24 months	Total	Change since previous quarter
Quarter ending March 2017	575	
Quarter ending June 2017	578	→
Quarter ending September 2017	585	→
Quarter ending December 2017	573	↓
Quarter ending March 2018	574	→
Variance since March 2017	(0.2%)	→



ACTIVITY

Cumulative percentage of contracted UDA delivered 2017 & 2018



Month	Adjusted Scheduled Activity (UDA)	
	2017	2018
April	30	30
May	100	102
June	277	178
July	332	296
August	413	428
September	594	608
October	756	680
November	972	805
December	1,199	941
January	1,203	1,066
February	1,361	1,183
March	1,375	1,366
April	1,550	
May	1,564	
June	1,565	

QUALITY

	Quantity	Base Number	Contract	AT	Region	England
% of FP17s for the same patient ID Re-attending within 3 months - Children	6	267	2.2%	10.0%	11.5%	11.9%
% of FP17s for the same patient ID Re-attending within 3 months - Adults	33	327	10.1%	15.8%	16.8%	16.0%
% of FP17s for the same patient ID Re-attending between 3 & 9 months - Children	103	267	38.6%	47.3%	47.7%	58.3%
% of FP17s for the same patient ID Re-attending between 3 & 9 months - Adults	127	327	38.8%	37.5%	38.2%	50.3%
% of FP17s for Band 1 Urgent Courses	23	528	4.4%	10.9%	10.6%	9.1%
% of FP17s Relating to Free Repair or Replacements	0	528	0.0%	0.5%	0.6%	0.8%
% of FP17s Relating to Continuations	0	528	0.0%	0.6%	0.8%	1.0%
% of Patients satisfied with the dentistry they have received	0	0	N/A	87.9%	89.3%	91.5%
% of Patients satisfied with the time they had to wait for an appointment	0	0	N/A	83.3%	84.4%	87.9%

* This is based on patients treated on this contract for their most recent course of treatment. Figures in italics indicate the base number of FP17s or Patient Questionnaire responses are less than 100. N/A is shown where the base number of responses is less than 10 during the period. % is calculated as Quantity/Base number*100

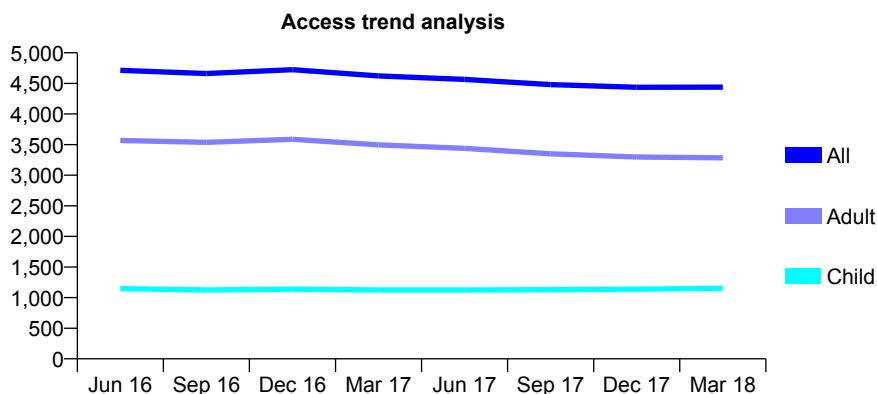
Q62 - Vital Signs At a Glance Contract Report for 571636/0001 - March 2018

Name or company name	MRS N SACOOR
Contract type name	GDS Contract
Purpose of contract	General
Contract start date	01/04/2006
Contract end date	

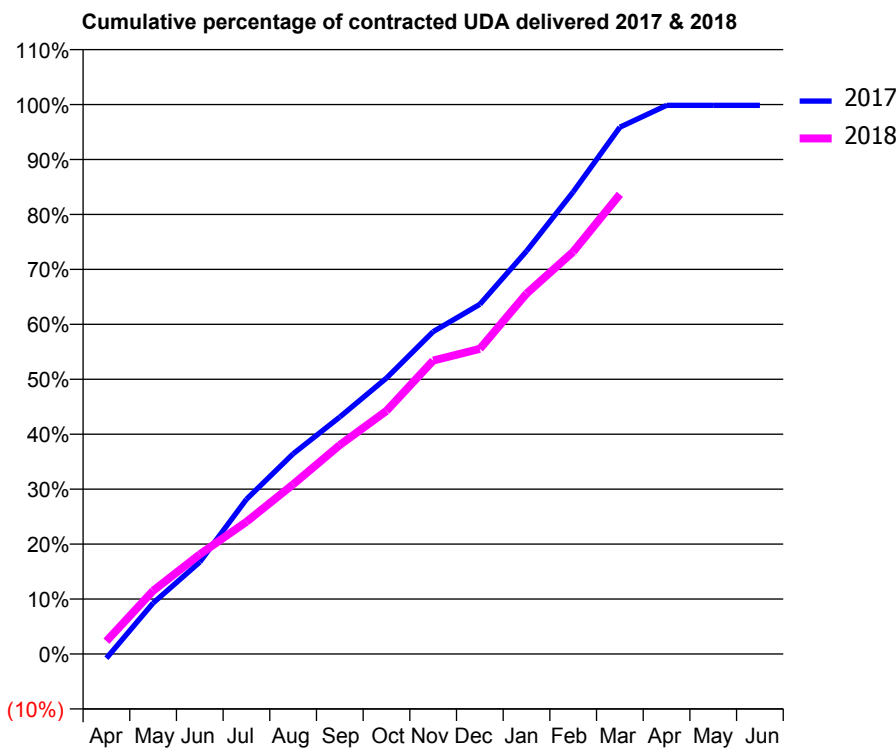
17/18 Contracted general activity (UDA)	14,033
Carry forward general activity (UDA)	22
17/18 Contracted orthodontic activity (UOA)	0
Carry forward orthodontic activity (UOA)	0
Baseline contract value	£374,112.09

ACCESS*

Patients seen in 24 months	Total	Change since previous quarter
Quarter ending March 2017	4,621	
Quarter ending June 2017	4,565	↓
Quarter ending September 2017	4,480	↓
Quarter ending December 2017	4,436	→
Quarter ending March 2018	4,438	→
Variance since March 2017	(4.0%)	↓



ACTIVITY



Month	Adjusted Scheduled Activity (UDA)	
	2017	2018
April	-111	329
May	1,304	1,616
June	2,348	2,546
July	3,951	3,378
August	5,115	4,335
September	6,051	5,338
October	7,048	6,209
November	8,234	7,495
December	8,930	7,795
January	10,290	9,203
February	11,802	10,272
March	13,452	11,741
April	14,011	
May	14,011	
June	14,011	

QUALITY

	Quantity	Base Number	Contract	AT	Region	England
% of FP17s for the same patient ID Re-attending within 3 months - Children	121	1,392	8.7%	10.0%	11.5%	11.9%
% of FP17s for the same patient ID Re-attending within 3 months - Adults	592	3,495	16.9%	15.8%	16.8%	16.0%
% of FP17s for the same patient ID Re-attending between 3 & 9 months - Children	600	1,392	43.1%	47.3%	47.7%	58.3%
% of FP17s for the same patient ID Re-attending between 3 & 9 months - Adults	1,264	3,495	36.2%	37.5%	38.2%	50.3%
% of FP17s for Band 1 Urgent Courses	451	4,714	9.6%	10.9%	10.6%	9.1%
% of FP17s Relating to Free Repair or Replacements	28	4,714	0.6%	0.5%	0.6%	0.8%
% of FP17s Relating to Continuations	98	4,714	2.1%	0.6%	0.8%	1.0%
% of Patients satisfied with the dentistry they have received	3	4	N/A	87.9%	89.3%	91.5%
% of Patients satisfied with the time they had to wait for an appointment	4	4	N/A	83.3%	84.4%	87.9%

* This is based on patients treated on this contract for their most recent course of treatment. Figures in italics indicate the base number of FP17s or Patient Questionnaire responses are less than 100. N/A is shown where the base number of responses is less than 10 during the period. % is calculated as Quantity/Base number*100

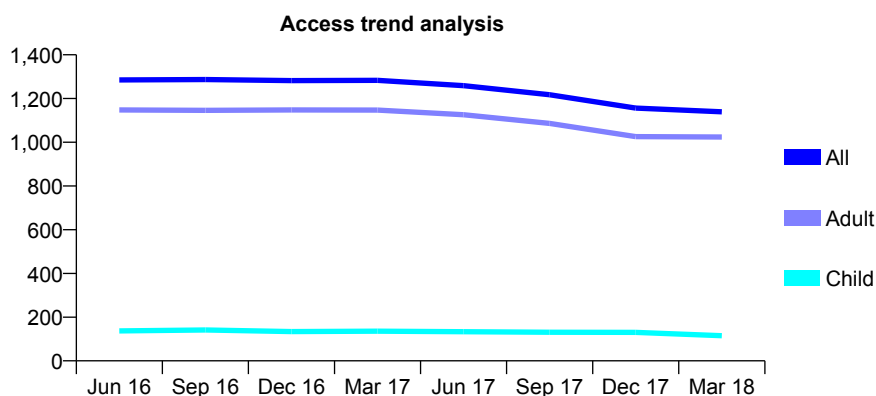
Q62 - Vital Signs At a Glance Contract Report for 572802/0001 - March 2018

Name or company name	MR JU SHAH
Contract type name	GDS Contract
Purpose of contract	General
Contract start date	01/04/2006
Contract end date	

17/18 Contracted general activity (UDA)	5,669
Carry forward general activity (UDA)	-62
17/18 Contracted orthodontic activity (UOA)	0
Carry forward orthodontic activity (UOA)	0
Baseline contract value	£167,954.38

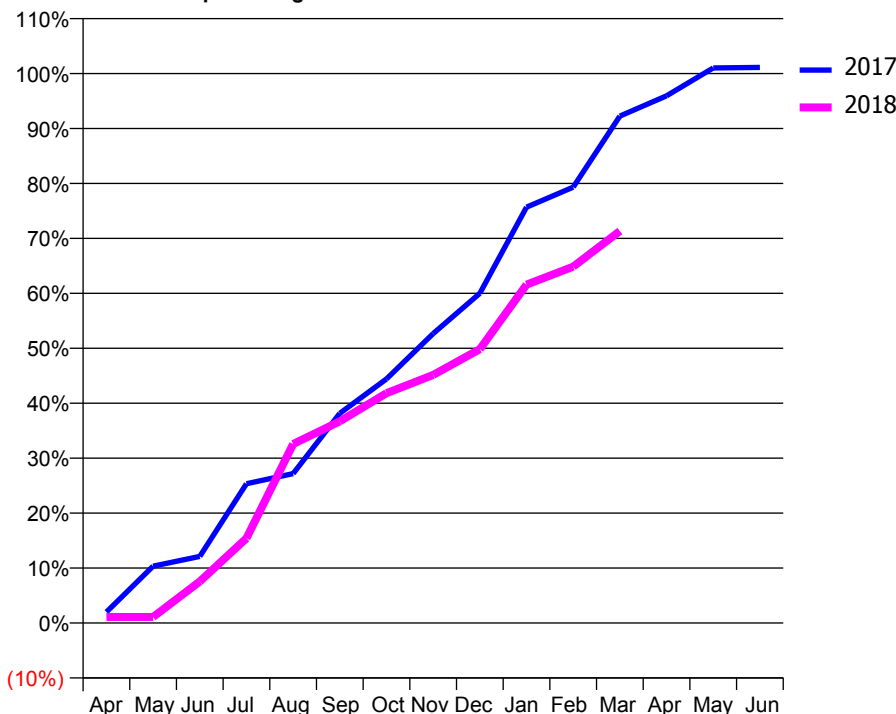
ACCESS*

Patients seen in 24 months	Total	Change since previous quarter
Quarter ending March 2017	1,283	
Quarter ending June 2017	1,259	↓
Quarter ending September 2017	1,217	↓
Quarter ending December 2017	1,156	↓
Quarter ending March 2018	1,139	↓
Variance since March 2017	(11.2%)	↓



ACTIVITY

Cumulative percentage of contracted UDA delivered 2017 & 2018



Adjusted Scheduled Activity (UDA)

Month	2017	2018
April	113	62
May	586	62
June	687	428
July	1,437	874
August	1,542	1,847
September	2,164	2,080
October	2,518	2,370
November	2,985	2,560
December	3,401	2,826
January	4,290	3,490
February	4,497	3,676
March	5,230	4,044
April	5,439	
May	5,727	
June	5,731	

QUALITY

	Quantity	Base Number	Contract	AT	Region	England
% of FP17s for the same patient ID Re-attending within 3 months - Children	11	127	8.7%	10.0%	11.5%	11.9%
% of FP17s for the same patient ID Re-attending within 3 months - Adults	205	1,140	18.0%	15.8%	16.8%	16.0%
% of FP17s for the same patient ID Re-attending between 3 & 9 months - Children	51	127	40.2%	47.3%	47.7%	58.3%
% of FP17s for the same patient ID Re-attending between 3 & 9 months - Adults	476	1,140	41.8%	37.5%	38.2%	50.3%
% of FP17s for Band 1 Urgent Courses	125	1,130	11.1%	10.9%	10.6%	9.1%
% of FP17s Relating to Free Repair or Replacements	19	1,130	1.7%	0.5%	0.6%	0.8%
% of FP17s Relating to Continuations	11	1,130	1.0%	0.6%	0.8%	1.0%
% of Patients satisfied with the dentistry they have received	9	10	90.0%	87.9%	89.3%	91.5%
% of Patients satisfied with the time they had to wait for an appointment	9	10	90.0%	83.3%	84.4%	87.9%

* This is based on patients treated on this contract for their most recent course of treatment. Figures in italics indicate the base number of FP17s or Patient Questionnaire responses are less than 100. N/A is shown where the base number of responses is less than 10 during the period. % is calculated as Quantity/Base number*100

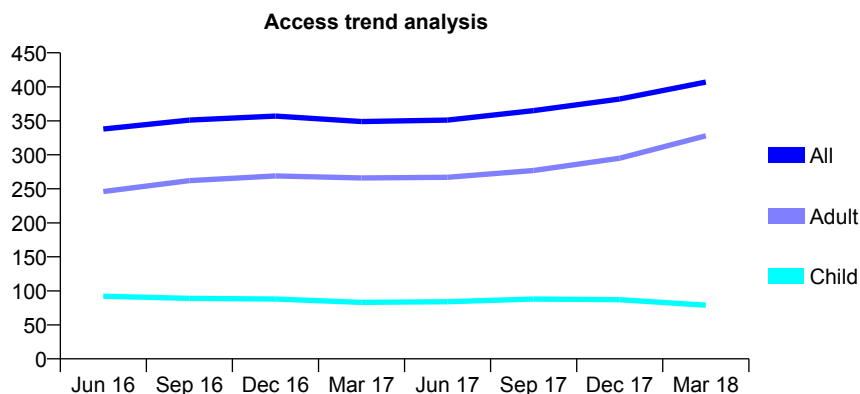
Q62 - Vital Signs At a Glance Contract Report for 572888/0002 - March 2018

Name or company name	Mr Rajesh Gogna and Mr Shahin Attariani
Contract type name	GDS Contract
Purpose of contract	General
Contract start date	01/04/2006
Contract end date	

17/18 Contracted general activity (UDA)	997
Carry forward general activity (UDA)	32
17/18 Contracted orthodontic activity (UOA)	0
Carry forward orthodontic activity (UOA)	0
Baseline contract value	£24,904.11

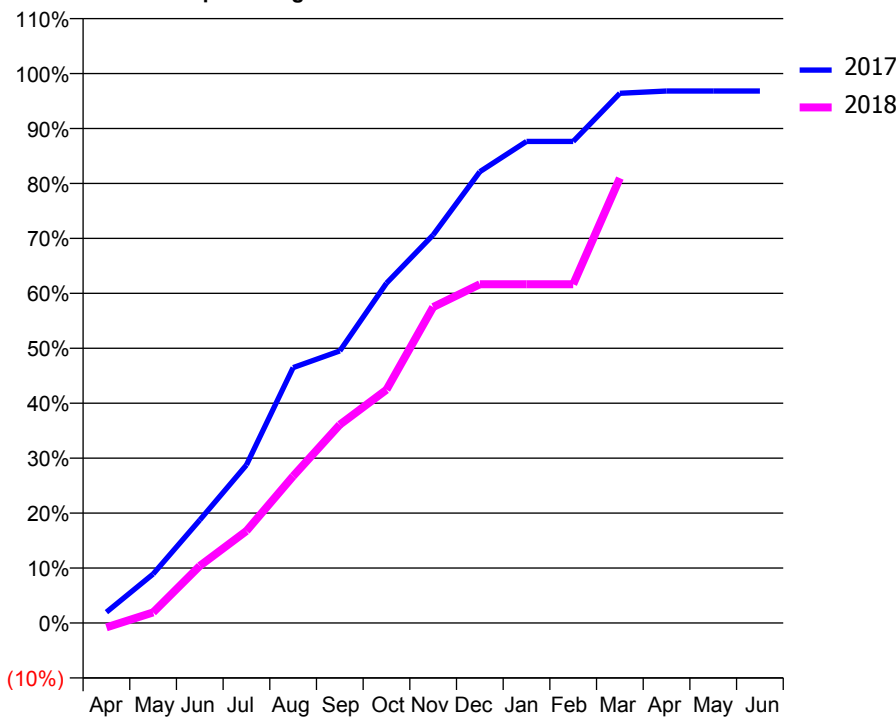
ACCESS*

Patients seen in 24 months	Total	Change since previous quarter
Quarter ending March 2017	349	
Quarter ending June 2017	351	→
Quarter ending September 2017	365	↑
Quarter ending December 2017	382	↑
Quarter ending March 2018	407	↑
Variance since March 2017	16.6%	↑



ACTIVITY

Cumulative percentage of contracted UDA delivered 2017 & 2018



Month	Adjusted Scheduled Activity (UDA)	
	2017	2018
April	20	-8
May	89	19
June	187	104
July	287	167
August	463	266
September	494	360
October	617	423
November	704	573
December	819	615
January	874	615
February	874	615
March	961	807
April	965	
May	965	
June	965	

QUALITY

	Quantity	Base Number	Contract	AT	Region	England
% of FP17s for the same patient ID Re-attending within 3 months - Children	0	74	0.0%	10.0%	11.5%	11.9%
% of FP17s for the same patient ID Re-attending within 3 months - Adults	32	300	10.7%	15.8%	16.8%	16.0%
% of FP17s for the same patient ID Re-attending between 3 & 9 months - Children	34	74	45.9%	47.3%	47.7%	58.3%
% of FP17s for the same patient ID Re-attending between 3 & 9 months - Adults	61	300	20.3%	37.5%	38.2%	50.3%
% of FP17s for Band 1 Urgent Courses	36	370	9.7%	10.9%	10.6%	9.1%
% of FP17s Relating to Free Repair or Replacements	1	370	0.3%	0.5%	0.6%	0.8%
% of FP17s Relating to Continuations	2	370	0.5%	0.6%	0.8%	1.0%
% of Patients satisfied with the dentistry they have received	0	0	N/A	87.9%	89.3%	91.5%
% of Patients satisfied with the time they had to wait for an appointment	0	0	N/A	83.3%	84.4%	87.9%

* This is based on patients treated on this contract for their most recent course of treatment. Figures in italics indicate the base number of FP17s or Patient Questionnaire responses are less than 100. N/A is shown where the base number of responses is less than 10 during the period. % is calculated as Quantity/Base number*100

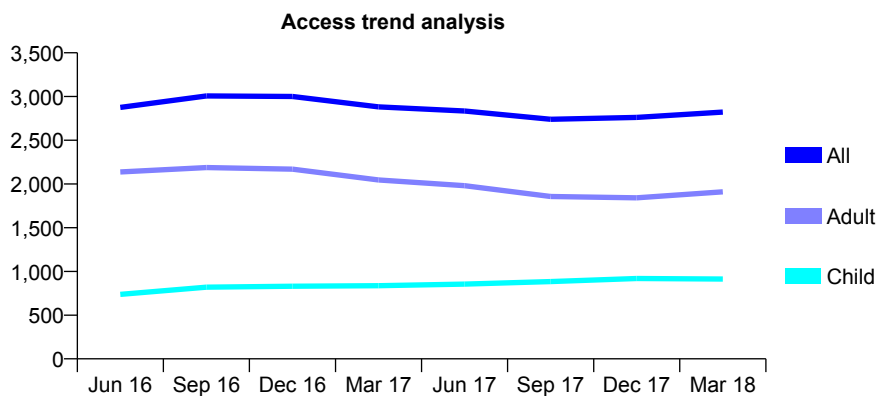
Q62 - Vital Signs At a Glance Contract Report for 573051/0001 - March 2018

Name or company name	MR R MAJITHIA
Contract type name	GDS Contract
Purpose of contract	General
Contract start date	01/04/2006
Contract end date	

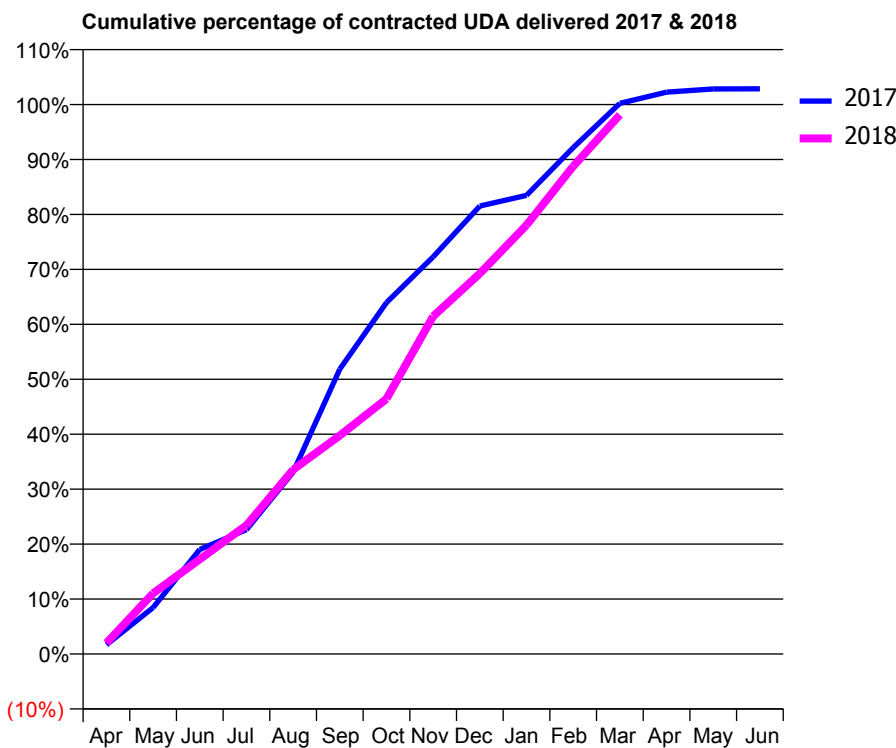
17/18 Contracted general activity (UDA)	6,745
Carry forward general activity (UDA)	-135
17/18 Contracted orthodontic activity (UOA)	0
Carry forward orthodontic activity (UOA)	0
Baseline contract value	£166,221.26

ACCESS*

Patients seen in 24 months	Total	Change since previous quarter
Quarter ending March 2017	2,882	
Quarter ending June 2017	2,835	↓
Quarter ending September 2017	2,740	↓
Quarter ending December 2017	2,761	→
Quarter ending March 2018	2,822	↑
Variance since March 2017	(2.1%)	↓



ACTIVITY



Month	Adjusted Scheduled Activity (UDA)	
	2017	2018
April	114	135
May	570	745
June	1,284	1,163
July	1,526	1,581
August	2,231	2,263
September	3,497	2,682
October	4,313	3,132
November	4,875	4,145
December	5,499	4,670
January	5,630	5,265
February	6,216	5,987
March	6,759	6,619
April	6,896	
May	6,937	
June	6,938	

QUALITY

	Quantity	Base Number	Contract	AT	Region	England
% of FP17s for the same patient ID Re-attending within 3 months - Children	101	1,067	9.5%	10.0%	11.5%	11.9%
% of FP17s for the same patient ID Re-attending within 3 months - Adults	214	1,704	12.6%	15.8%	16.8%	16.0%
% of FP17s for the same patient ID Re-attending between 3 & 9 months - Children	382	1,067	35.8%	47.3%	47.7%	58.3%
% of FP17s for the same patient ID Re-attending between 3 & 9 months - Adults	359	1,704	21.1%	37.5%	38.2%	50.3%
% of FP17s for Band 1 Urgent Courses	317	2,691	11.8%	10.9%	10.6%	9.1%
% of FP17s Relating to Free Repair or Replacements	13	2,691	0.5%	0.5%	0.6%	0.8%
% of FP17s Relating to Continuations	13	2,691	0.5%	0.6%	0.8%	1.0%
% of Patients satisfied with the dentistry they have received	2	2	N/A	87.9%	89.3%	91.5%
% of Patients satisfied with the time they had to wait for an appointment	2	2	N/A	83.3%	84.4%	87.9%

* This is based on patients treated on this contract for their most recent course of treatment. Figures in italics indicate the base number of FP17s or Patient Questionnaire responses are less than 100. N/A is shown where the base number of responses is less than 10 during the period. % is calculated as Quantity/Base number*100

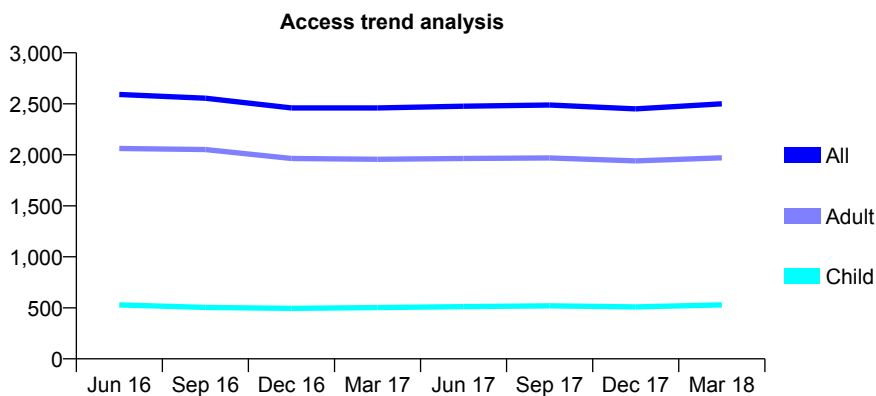
Q62 - Vital Signs At a Glance Contract Report for 574538/0001 - March 2018

Name or company name	MR HM PATEL
Contract type name	GDS Contract
Purpose of contract	General
Contract start date	01/04/2006
Contract end date	

17/18 Contracted general activity (UDA)	6,092
Carry forward general activity (UDA)	3
17/18 Contracted orthodontic activity (UOA)	0
Carry forward orthodontic activity (UOA)	0
Baseline contract value	£184,447.76

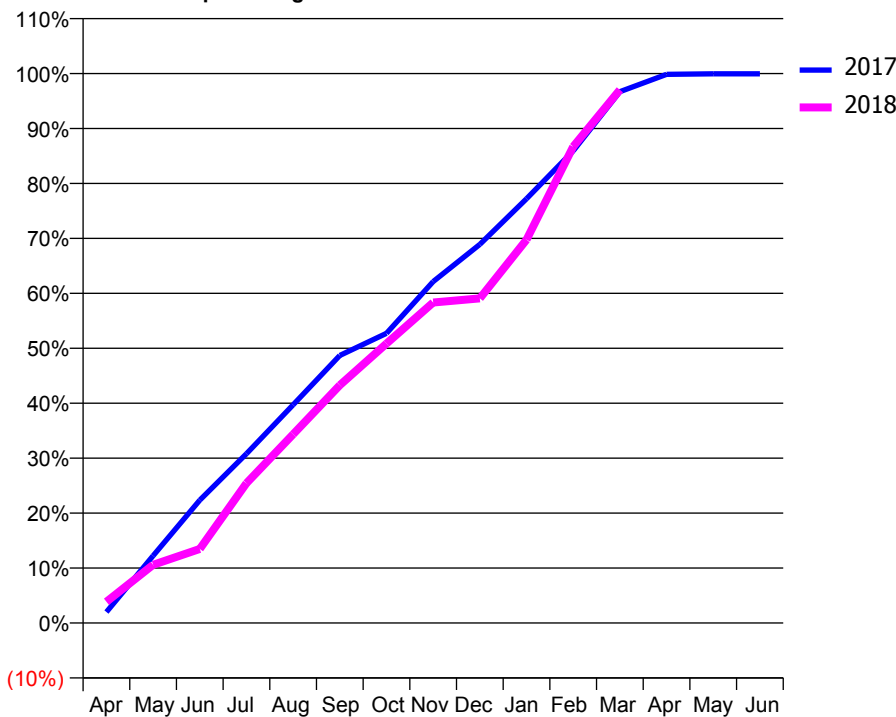
ACCESS*

Patients seen in 24 months	Total	Change since previous quarter
Quarter ending March 2017	2,459	
Quarter ending June 2017	2,476	→
Quarter ending September 2017	2,488	→
Quarter ending December 2017	2,450	↓
Quarter ending March 2018	2,500	↑
Variance since March 2017	1.7%	→



ACTIVITY

Cumulative percentage of contracted UDA delivered 2017 & 2018



Month	Adjusted Scheduled Activity (UDA)	
	2017	2018
April	122	236
May	746	645
June	1,362	821
July	1,877	1,550
August	2,420	2,093
September	2,966	2,636
October	3,212	3,097
November	3,785	3,553
December	4,198	3,600
January	4,704	4,249
February	5,233	5,282
March	5,890	5,911
April	6,083	
May	6,089	
June	6,089	

QUALITY

	Quantity	Base Number	Contract	AT	Region	England
% of FP17s for the same patient ID Re-attending within 3 months - Children	57	808	7.1%	10.0%	11.5%	11.9%
% of FP17s for the same patient ID Re-attending within 3 months - Adults	348	2,642	13.2%	15.8%	16.8%	16.0%
% of FP17s for the same patient ID Re-attending between 3 & 9 months - Children	449	808	55.6%	47.3%	47.7%	58.3%
% of FP17s for the same patient ID Re-attending between 3 & 9 months - Adults	1,162	2,642	44.0%	37.5%	38.2%	50.3%
% of FP17s for Band 1 Urgent Courses	308	2,842	10.8%	10.9%	10.6%	9.1%
% of FP17s Relating to Free Repair or Replacements	3	2,842	0.1%	0.5%	0.6%	0.8%
% of FP17s Relating to Continuations	2	2,842	0.1%	0.6%	0.8%	1.0%
% of Patients satisfied with the dentistry they have received	1	1	N/A	87.9%	89.3%	91.5%
% of Patients satisfied with the time they had to wait for an appointment	1	1	N/A	83.3%	84.4%	87.9%

* This is based on patients treated on this contract for their most recent course of treatment. Figures in italics indicate the base number of FP17s or Patient Questionnaire responses are less than 100. N/A is shown where the base number of responses is less than 10 during the period. % is calculated as Quantity/Base number*100

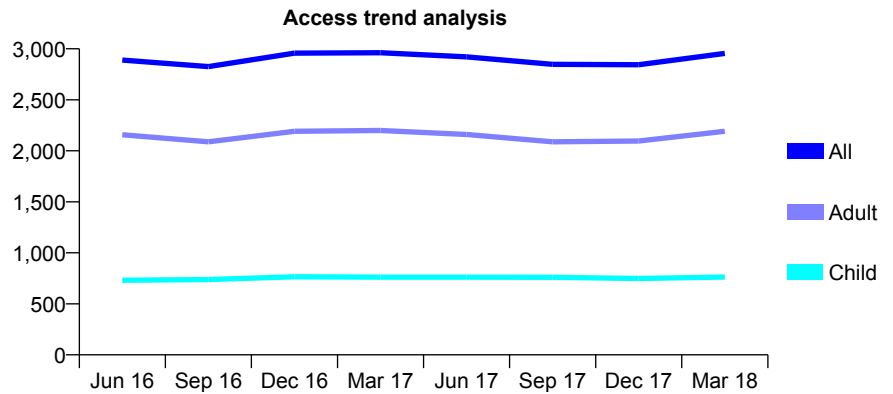
Q62 - Vital Signs At a Glance Contract Report for 574538/0003 - March 2018

Name or company name	MR HM PATEL
Contract type name	PDS Plus Contract
Purpose of contract	General
Contract start date	01/05/2013
Contract end date	31/03/2018

17/18 Contracted general activity (UDA)	7,000
Carry forward general activity (UDA)	104
17/18 Contracted orthodontic activity (UOA)	0
Carry forward orthodontic activity (UOA)	0
Baseline contract value	£175,371.92

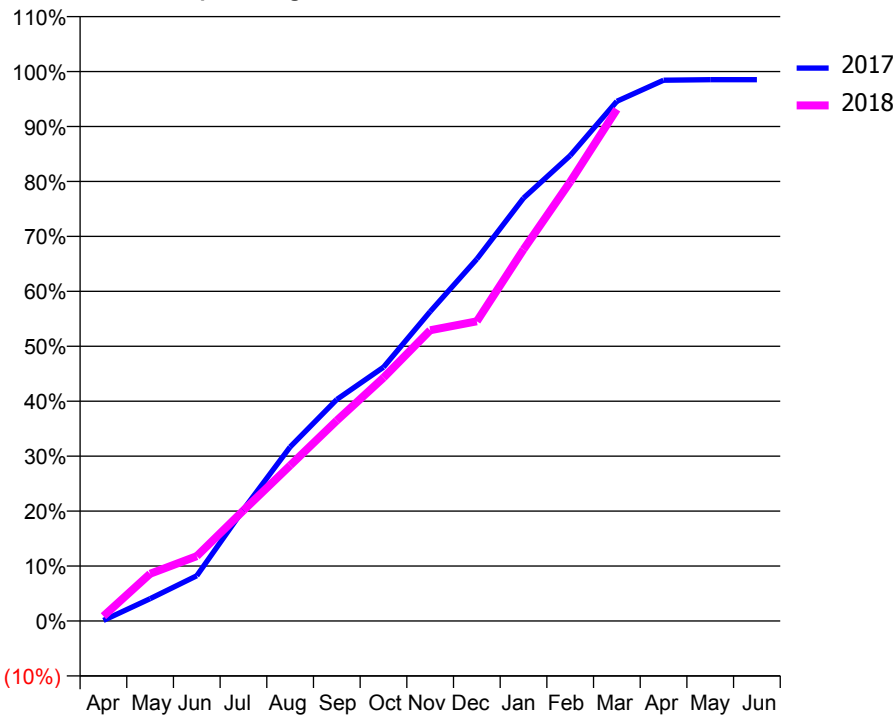
ACCESS*

Patients seen in 24 months	Total	Change since previous quarter
Quarter ending March 2017	2,961	
Quarter ending June 2017	2,921	↓
Quarter ending September 2017	2,848	↓
Quarter ending December 2017	2,844	→
Quarter ending March 2018	2,955	↑
Variance since March 2017	(0.2%)	→



ACTIVITY

Cumulative percentage of contracted UDA delivered 2017 & 2018



Month	Adjusted Scheduled Activity (UDA)	
	2017	2018
April	8	62
May	285	603
June	577	826
July	1,421	1,409
August	2,217	1,981
September	2,823	2,554
October	3,234	3,099
November	3,942	3,704
December	4,611	3,818
January	5,387	4,733
February	5,929	5,595
March	6,621	6,519
April	6,888	
May	6,895	
June	6,896	

QUALITY

	Quantity	Base Number	Contract	AT	Region	England
% of FP17s for the same patient ID Re-attending within 3 months - Children	53	999	5.3%	10.0%	11.5%	11.9%
% of FP17s for the same patient ID Re-attending within 3 months - Adults	285	2,524	11.3%	15.8%	16.8%	16.0%
% of FP17s for the same patient ID Re-attending between 3 & 9 months - Children	507	999	50.8%	47.3%	47.7%	58.3%
% of FP17s for the same patient ID Re-attending between 3 & 9 months - Adults	959	2,524	38.0%	37.5%	38.2%	50.3%
% of FP17s for Band 1 Urgent Courses	465	3,385	13.7%	10.9%	10.6%	9.1%
% of FP17s Relating to Free Repair or Replacements	47	3,385	1.4%	0.5%	0.6%	0.8%
% of FP17s Relating to Continuations	4	3,385	0.1%	0.6%	0.8%	1.0%
% of Patients satisfied with the dentistry they have received	3	3	N/A	87.9%	89.3%	91.5%
% of Patients satisfied with the time they had to wait for an appointment	1	3	N/A	83.3%	84.4%	87.9%

* This is based on patients treated on this contract for their most recent course of treatment. Figures in italics indicate the base number of FP17s or Patient Questionnaire responses are less than 100. N/A is shown where the base number of responses is less than 10 during the period. % is calculated as Quantity/Base number*100

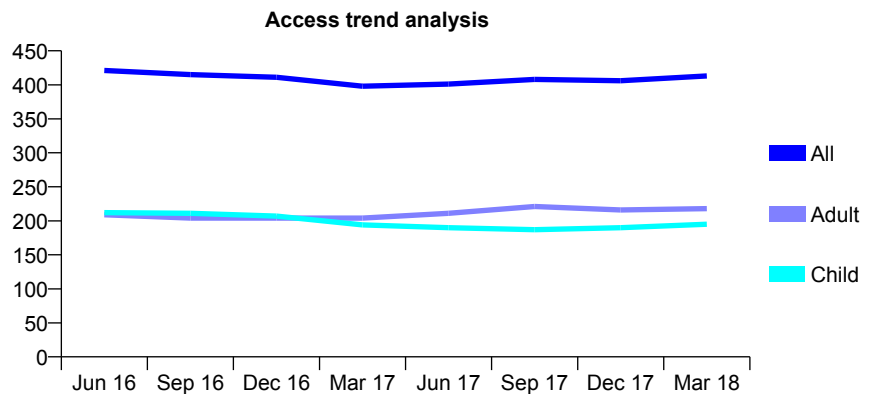
Q62 - Vital Signs At a Glance Contract Report for 575674/0001 - March 2018

Name or company name	MR K MEHTA
Contract type name	GDS Contract
Purpose of contract	General
Contract start date	01/04/2006
Contract end date	

17/18 Contracted general activity (UDA)	875
Carry forward general activity (UDA)	0
17/18 Contracted orthodontic activity (UOA)	0
Carry forward orthodontic activity (UOA)	0
Baseline contract value	£20,037.17

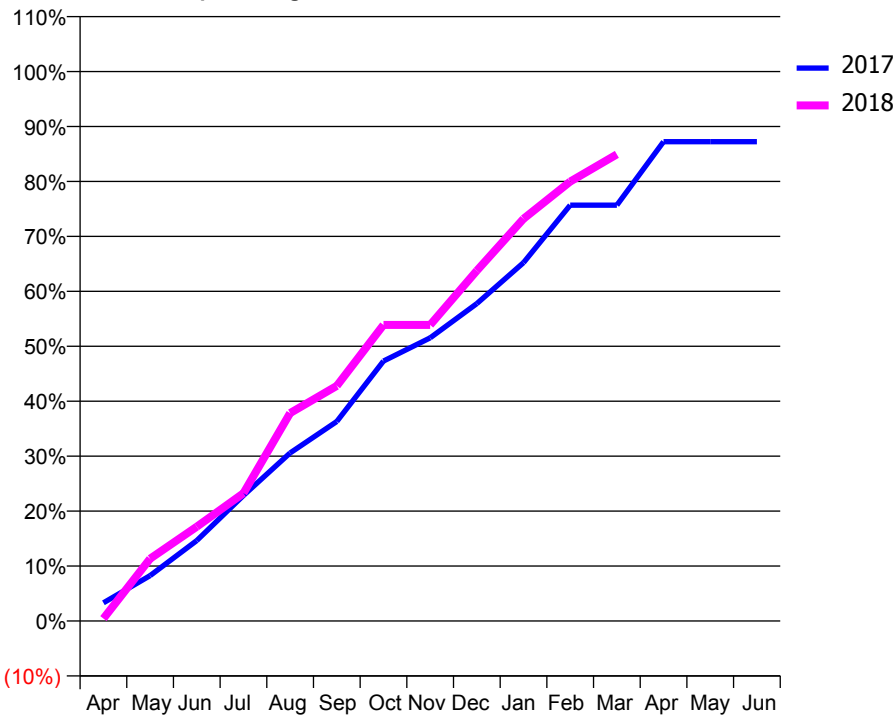
ACCESS*

Patients seen in 24 months	Total	Change since previous quarter
Quarter ending March 2017	398	
Quarter ending June 2017	401	→
Quarter ending September 2017	408	→
Quarter ending December 2017	406	→
Quarter ending March 2018	413	→
Variance since March 2017	3.8%	↑



ACTIVITY

Cumulative percentage of contracted UDA delivered 2017 & 2018



Month	Adjusted Scheduled Activity (UDA)	
	2017	2018
April	29	4
May	72	99
June	128	150
July	200	204
August	268	331
September	318	374
October	414	471
November	451	471
December	505	558
January	571	641
February	662	700
March	662	743
April	763	
May	763	
June	763	

QUALITY

	Quantity	Base Number	Contract	AT	Region	England
% of FP17s for the same patient ID Re-attending within 3 months - Children	22	322	6.8%	10.0%	11.5%	11.9%
% of FP17s for the same patient ID Re-attending within 3 months - Adults	21	254	8.3%	15.8%	16.8%	16.0%
% of FP17s for the same patient ID Re-attending between 3 & 9 months - Children	217	322	67.4%	47.3%	47.7%	58.3%
% of FP17s for the same patient ID Re-attending between 3 & 9 months - Adults	134	254	52.8%	37.5%	38.2%	50.3%
% of FP17s for Band 1 Urgent Courses	20	510	3.9%	10.9%	10.6%	9.1%
% of FP17s Relating to Free Repair or Replacements	0	510	0.0%	0.5%	0.6%	0.8%
% of FP17s Relating to Continuations	12	510	2.4%	0.6%	0.8%	1.0%
% of Patients satisfied with the dentistry they have received	0	0	N/A	87.9%	89.3%	91.5%
% of Patients satisfied with the time they had to wait for an appointment	0	0	N/A	83.3%	84.4%	87.9%

* This is based on patients treated on this contract for their most recent course of treatment. Figures in italics indicate the base number of FP17s or Patient Questionnaire responses are less than 100. N/A is shown where the base number of responses is less than 10 during the period. % is calculated as Quantity/Base number*100

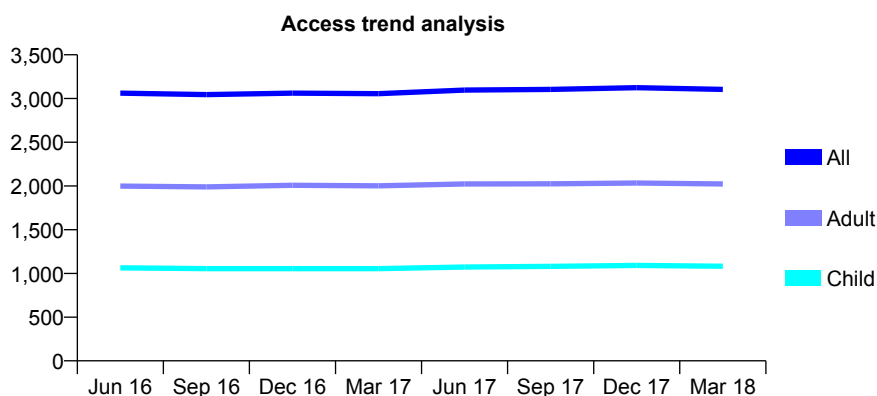
Q62 - Vital Signs At a Glance Contract Report for 576239/0001 - March 2018

Name or company name	MR R RATTAN
Contract type name	GDS Contract
Purpose of contract	General
Contract start date	01/04/2006
Contract end date	

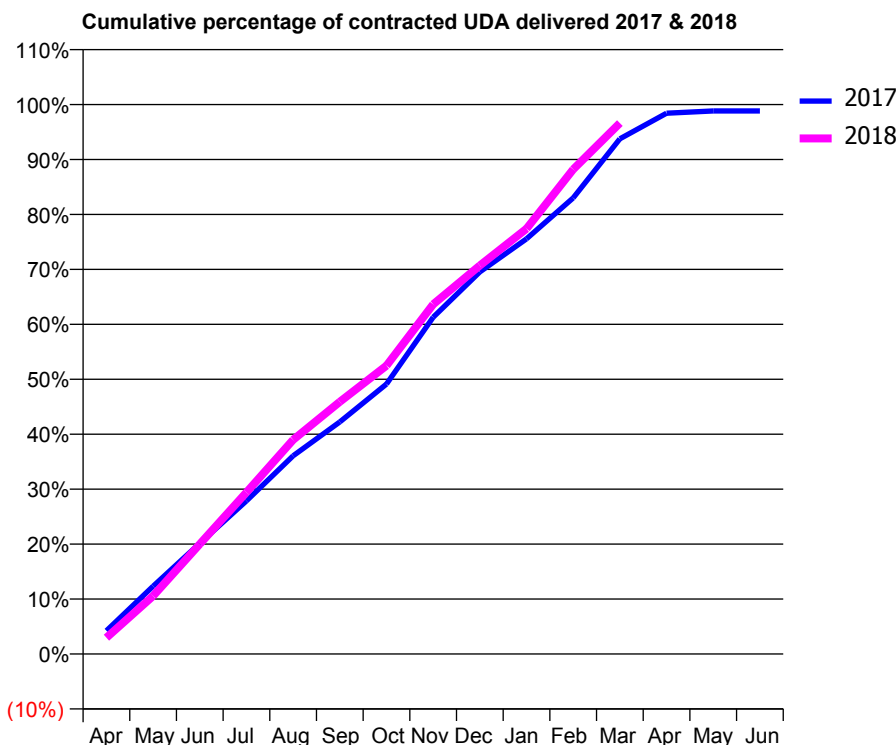
17/18 Contracted general activity (UDA)	9,010
Carry forward general activity (UDA)	105
17/18 Contracted orthodontic activity (UOA)	0
Carry forward orthodontic activity (UOA)	0
Baseline contract value	£238,481.00

ACCESS*

Patients seen in 24 months	Total	Change since previous quarter
Quarter ending March 2017	3,056	
Quarter ending June 2017	3,096	→
Quarter ending September 2017	3,105	→
Quarter ending December 2017	3,124	→
Quarter ending March 2018	3,105	→
Variance since March 2017	1.6%	→



ACTIVITY



Month	Adjusted Scheduled Activity (UDA)	
	2017	2018
April	381	268
May	1,112	953
June	1,816	1,804
July	2,511	2,651
August	3,250	3,513
September	3,806	4,135
October	4,427	4,728
November	5,521	5,733
December	6,265	6,370
January	6,807	6,974
February	7,479	7,946
March	8,447	8,706
April	8,868	
May	8,905	
June	8,905	

QUALITY

	Quantity	Base Number	Contract	AT	Region	England
% of FP17s for the same patient ID Re-attending within 3 months - Children	113	1,457	7.8%	10.0%	11.5%	11.9%
% of FP17s for the same patient ID Re-attending within 3 months - Adults	450	2,563	17.6%	15.8%	16.8%	16.0%
% of FP17s for the same patient ID Re-attending between 3 & 9 months - Children	720	1,457	49.4%	47.3%	47.7%	58.3%
% of FP17s for the same patient ID Re-attending between 3 & 9 months - Adults	1,072	2,563	41.8%	37.5%	38.2%	50.3%
% of FP17s for Band 1 Urgent Courses	621	3,837	16.2%	10.9%	10.6%	9.1%
% of FP17s Relating to Free Repair or Replacements	13	3,837	0.3%	0.5%	0.6%	0.8%
% of FP17s Relating to Continuations	42	3,837	1.1%	0.6%	0.8%	1.0%
% of Patients satisfied with the dentistry they have received	2	3	N/A	87.9%	89.3%	91.5%
% of Patients satisfied with the time they had to wait for an appointment	2	3	N/A	83.3%	84.4%	87.9%

* This is based on patients treated on this contract for their most recent course of treatment. Figures in italics indicate the base number of FP17s or Patient Questionnaire responses are less than 100. N/A is shown where the base number of responses is less than 10 during the period. % is calculated as Quantity/Base number*100

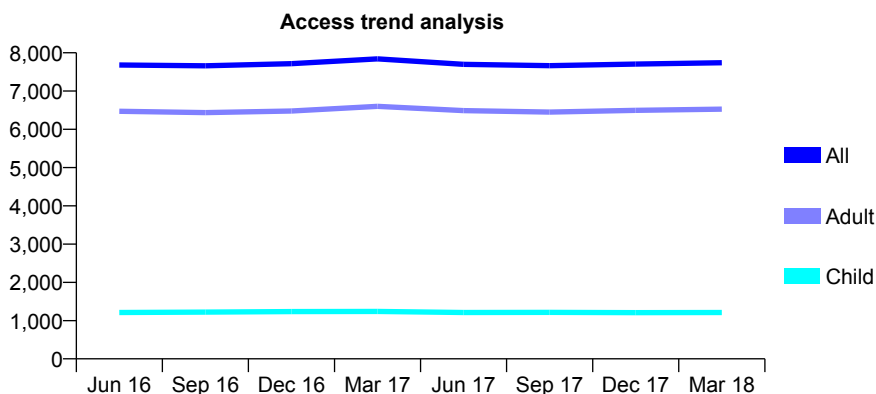
Q62 - Vital Signs At a Glance Contract Report for 577235/0001 - March 2018

Name or company name	MR RL JACK-KEE
Contract type name	GDS Contract
Purpose of contract	General
Contract start date	01/04/2006
Contract end date	

17/18 Contracted general activity (UDA)	29,962
Carry forward general activity (UDA)	-599
17/18 Contracted orthodontic activity (UOA)	0
Carry forward orthodontic activity (UOA)	0
Baseline contract value	£989,741.82

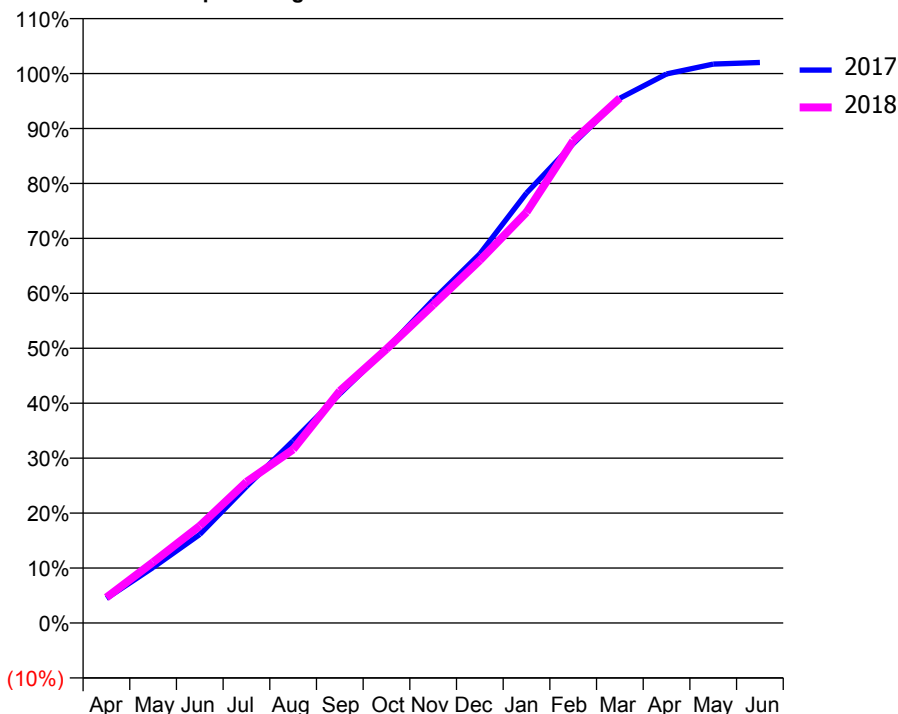
ACCESS*

Patients seen in 24 months	Total	Change since previous quarter
Quarter ending March 2017	7,841	
Quarter ending June 2017	7,700	↓
Quarter ending September 2017	7,665	→
Quarter ending December 2017	7,704	→
Quarter ending March 2018	7,739	→
Variance since March 2017	(1.3%)	↓



ACTIVITY

Cumulative percentage of contracted UDA delivered 2017 & 2018



QUALITY

	Quantity	Base Number	Contract	AT	Region	England
% of FP17s for the same patient ID Re-attending within 3 months - Children	101	1,567	6.4%	10.0%	11.5%	11.9%
% of FP17s for the same patient ID Re-attending within 3 months - Adults	1,051	7,444	14.1%	15.8%	16.8%	16.0%
% of FP17s for the same patient ID Re-attending between 3 & 9 months - Children	795	1,567	50.7%	47.3%	47.7%	58.3%
% of FP17s for the same patient ID Re-attending between 3 & 9 months - Adults	2,974	7,444	40.0%	37.5%	38.2%	50.3%
% of FP17s for Band 1 Urgent Courses	1,007	8,458	11.9%	10.9%	10.6%	9.1%
% of FP17s Relating to Free Repair or Replacements	36	8,458	0.4%	0.5%	0.6%	0.8%
% of FP17s Relating to Continuations	30	8,458	0.4%	0.6%	0.8%	1.0%
% of Patients satisfied with the dentistry they have received	7	11	63.6%	87.9%	89.3%	91.5%
% of Patients satisfied with the time they had to wait for an appointment	10	11	90.9%	83.3%	84.4%	87.9%

* This is based on patients treated on this contract for their most recent course of treatment. Figures in italics indicate the base number of FP17s or Patient Questionnaire responses are less than 100. N/A is shown where the base number of responses is less than 10 during the period. % is calculated as Quantity/Base number*100

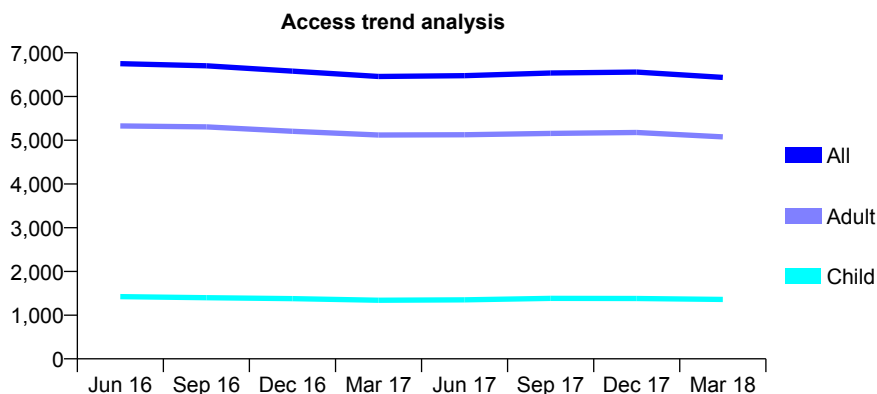
Q62 - Vital Signs At a Glance Contract Report for 578193/0001 - March 2018

Name or company name	MR MN BAIG
Contract type name	GDS Contract
Purpose of contract	General
Contract start date	01/04/2006
Contract end date	

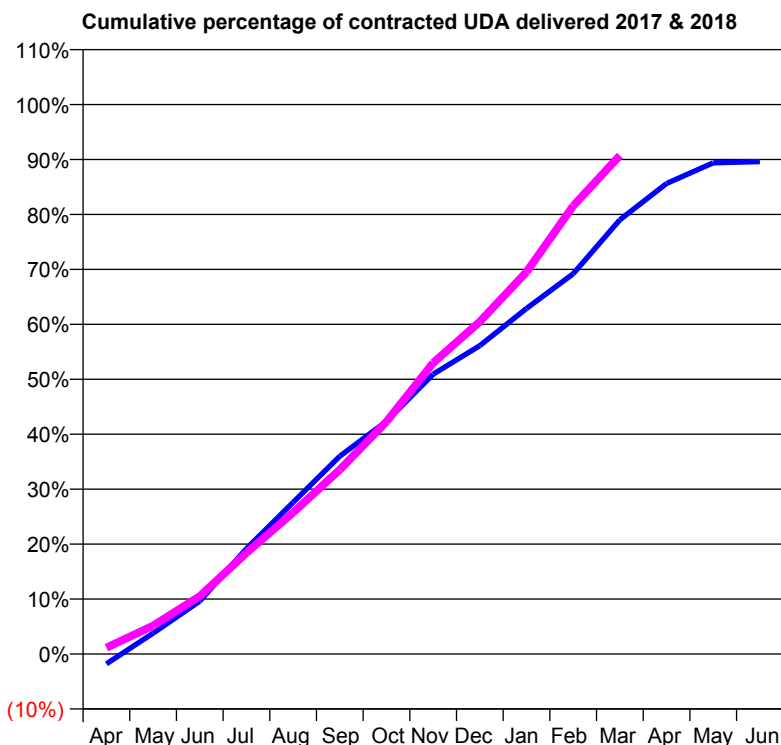
17/18 Contracted general activity (UDA)	17,586
Carry forward general activity (UDA)	0
17/18 Contracted orthodontic activity (UOA)	0
Carry forward orthodontic activity (UOA)	0
Baseline contract value	£467,853.25

ACCESS*

Patients seen in 24 months	Total	Change since previous quarter
Quarter ending March 2017	6,460	
Quarter ending June 2017	6,478	→
Quarter ending September 2017	6,538	→
Quarter ending December 2017	6,559	→
Quarter ending March 2018	6,438	↓
Variance since March 2017	(0.3%)	→



ACTIVITY



Month	Adjusted Scheduled Activity (UDA)	
	2017	2018
April	-318	202
May	667	906
June	1,690	1,850
July	3,375	3,237
August	4,853	4,530
September	6,331	5,900
October	7,451	7,435
November	8,955	9,319
December	9,869	10,638
January	11,059	12,227
February	12,171	14,341
March	13,898	15,953
April	15,059	
May	15,720	
June	15,758	

QUALITY

	Quantity	Base Number	Contract	AT	Region	England
% of FP17s for the same patient ID Re-attending within 3 months - Children	128	1,486	8.6%	10.0%	11.5%	11.9%
% of FP17s for the same patient ID Re-attending within 3 months - Adults	726	4,836	15.0%	15.8%	16.8%	16.0%
% of FP17s for the same patient ID Re-attending between 3 & 9 months - Children	516	1,486	34.7%	47.3%	47.7%	58.3%
% of FP17s for the same patient ID Re-attending between 3 & 9 months - Adults	1,318	4,836	27.3%	37.5%	38.2%	50.3%
% of FP17s for Band 1 Urgent Courses	588	5,778	10.2%	10.9%	10.6%	9.1%
% of FP17s Relating to Free Repair or Replacements	53	5,778	0.9%	0.5%	0.6%	0.8%
% of FP17s Relating to Continuations	14	5,778	0.2%	0.6%	0.8%	1.0%
% of Patients satisfied with the dentistry they have received	6	6	N/A	87.9%	89.3%	91.5%
% of Patients satisfied with the time they had to wait for an appointment	5	6	N/A	83.3%	84.4%	87.9%

* This is based on patients treated on this contract for their most recent course of treatment. Figures in italics indicate the base number of FP17s or Patient Questionnaire responses are less than 100. N/A is shown where the base number of responses is less than 10 during the period. % is calculated as Quantity/Base number*100

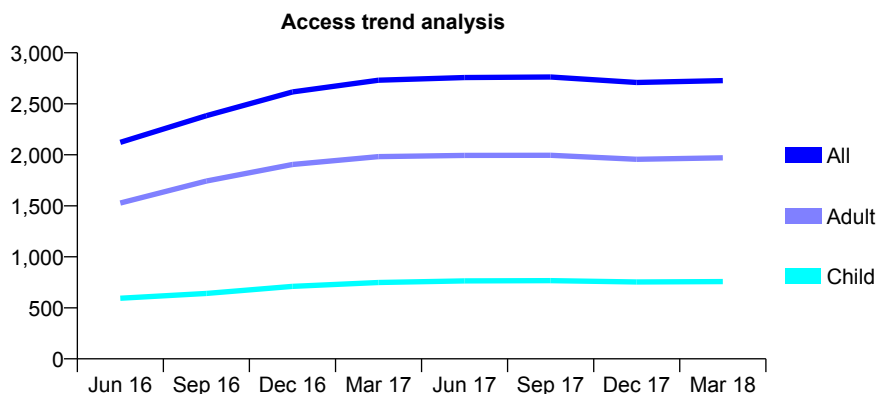
Q62 - Vital Signs At a Glance Contract Report for 602353/0001 - March 2018

Name or company name	MR RK MARWAHA
Contract type name	GDS Contract
Purpose of contract	General
Contract start date	02/02/2015
Contract end date	

17/18 Contracted general activity (UDA)	7,200
Carry forward general activity (UDA)	-85
17/18 Contracted orthodontic activity (UOA)	0
Carry forward orthodontic activity (UOA)	0
Baseline contract value	£210,936.45

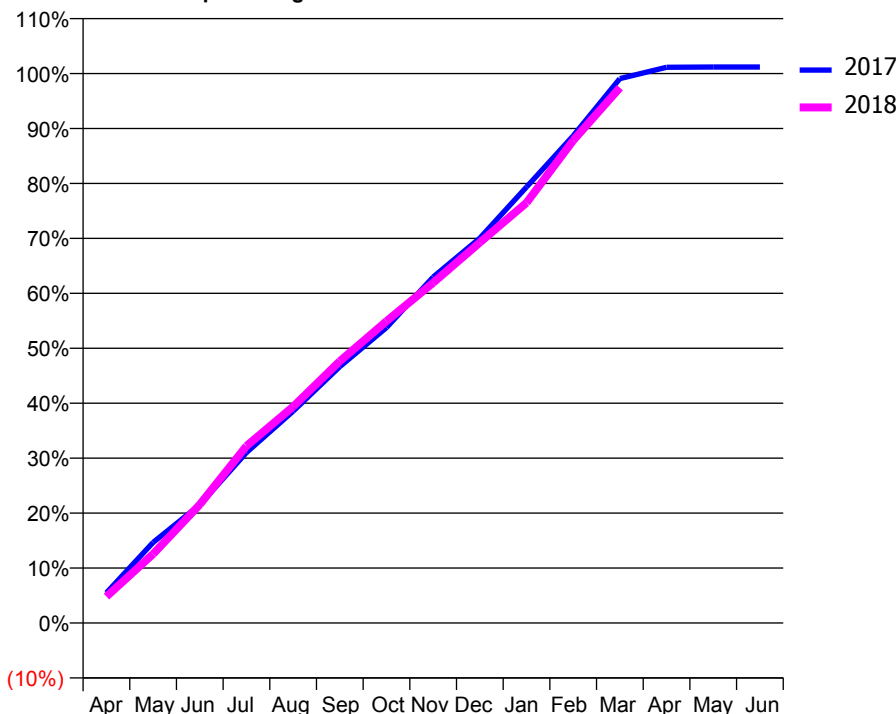
ACCESS*

Patients seen in 24 months	Total	Change since previous quarter
Quarter ending March 2017	2,731	
Quarter ending June 2017	2,758	→
Quarter ending September 2017	2,763	→
Quarter ending December 2017	2,709	↓
Quarter ending March 2018	2,728	→
Variance since March 2017	(0.1%)	→



ACTIVITY

Cumulative percentage of contracted UDA delivered 2017 & 2018



Month	Adjusted Scheduled Activity (UDA)	
	2017	2018
April	395	346
May	1,055	904
June	1,550	1,553
July	2,233	2,319
August	2,775	2,835
September	3,359	3,431
October	3,870	3,955
November	4,533	4,459
December	5,043	4,985
January	5,713	5,506
February	6,383	6,323
March	7,134	7,013
April	7,281	
May	7,285	
June	7,285	

QUALITY

	Quantity	Base Number	Contract	AT	Region	England
% of FP17s for the same patient ID Re-attending within 3 months - Children	41	894	4.6%	10.0%	11.5%	11.9%
% of FP17s for the same patient ID Re-attending within 3 months - Adults	156	1,817	8.6%	15.8%	16.8%	16.0%
% of FP17s for the same patient ID Re-attending between 3 & 9 months - Children	446	894	49.9%	47.3%	47.7%	58.3%
% of FP17s for the same patient ID Re-attending between 3 & 9 months - Adults	650	1,817	35.8%	37.5%	38.2%	50.3%
% of FP17s for Band 1 Urgent Courses	202	2,639	7.7%	10.9%	10.6%	9.1%
% of FP17s Relating to Free Repair or Replacements	4	2,639	0.2%	0.5%	0.6%	0.8%
% of FP17s Relating to Continuations	4	2,639	0.2%	0.6%	0.8%	1.0%
% of Patients satisfied with the dentistry they have received	3	3	N/A	87.9%	89.3%	91.5%
% of Patients satisfied with the time they had to wait for an appointment	2	3	N/A	83.3%	84.4%	87.9%

* This is based on patients treated on this contract for their most recent course of treatment. Figures in italics indicate the base number of FP17s or Patient Questionnaire responses are less than 100. N/A is shown where the base number of responses is less than 10 during the period. % is calculated as Quantity/Base number*100

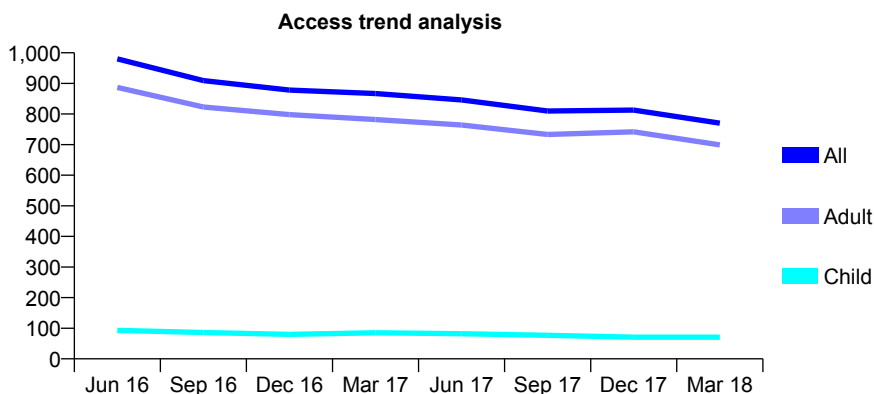
Q62 - Vital Signs At a Glance Contract Report for 613142/0001 - March 2018

Name or company name	MRS S BAHL
Contract type name	GDS Contract
Purpose of contract	General
Contract start date	01/10/2012
Contract end date	

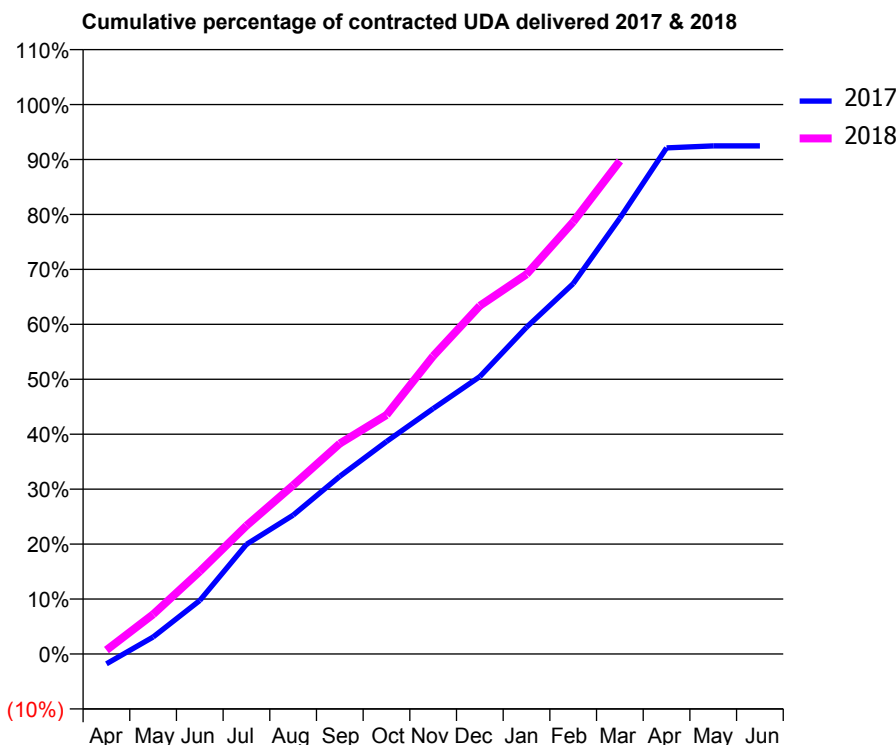
17/18 Contracted general activity (UDA)	3,925
Carry forward general activity (UDA)	0
17/18 Contracted orthodontic activity (UOA)	0
Carry forward orthodontic activity (UOA)	0
Baseline contract value	£107,975.88

ACCESS*

Patients seen in 24 months	Total	Change since previous quarter
Quarter ending March 2017	867	
Quarter ending June 2017	846	↓
Quarter ending September 2017	810	↓
Quarter ending December 2017	813	→
Quarter ending March 2018	770	↓
Variance since March 2017	(11.2%)	↓



ACTIVITY



Month	Adjusted Scheduled Activity (UDA)	
	2017	2018
April	-71	28
May	122	283
June	382	590
July	784	917
August	992	1,205
September	1,269	1,504
October	1,518	1,707
November	1,753	2,128
December	1,982	2,488
January	2,334	2,712
February	2,646	3,086
March	3,113	3,522
April	3,615	
May	3,629	
June	3,629	

QUALITY

	Quantity	Base Number	Contract	AT	Region	England
% of FP17s for the same patient ID Re-attending within 3 months - Children	12	93	12.9%	10.0%	11.5%	11.9%
% of FP17s for the same patient ID Re-attending within 3 months - Adults	152	850	17.9%	15.8%	16.8%	16.0%
% of FP17s for the same patient ID Re-attending between 3 & 9 months - Children	37	93	39.8%	47.3%	47.7%	58.3%
% of FP17s for the same patient ID Re-attending between 3 & 9 months - Adults	331	850	38.9%	37.5%	38.2%	50.3%
% of FP17s for Band 1 Urgent Courses	100	869	11.5%	10.9%	10.6%	9.1%
% of FP17s Relating to Free Repair or Replacements	4	869	0.5%	0.5%	0.6%	0.8%
% of FP17s Relating to Continuations	6	869	0.7%	0.6%	0.8%	1.0%
% of Patients satisfied with the dentistry they have received	1	1	N/A	87.9%	89.3%	91.5%
% of Patients satisfied with the time they had to wait for an appointment	0	1	N/A	83.3%	84.4%	87.9%

* This is based on patients treated on this contract for their most recent course of treatment. Figures in italics indicate the base number of FP17s or Patient Questionnaire responses are less than 100. N/A is shown where the base number of responses is less than 10 during the period. % is calculated as Quantity/Base number*100

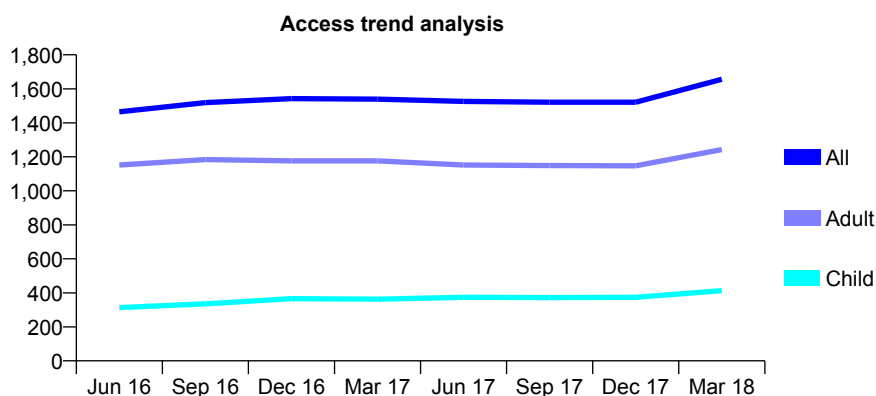
Q62 - Vital Signs At a Glance Contract Report for 619949/0001 - March 2018

Name or company name	Station Road Dental Surgery
Contract type name	GDS Contract
Purpose of contract	General
Contract start date	01/04/2006
Contract end date	

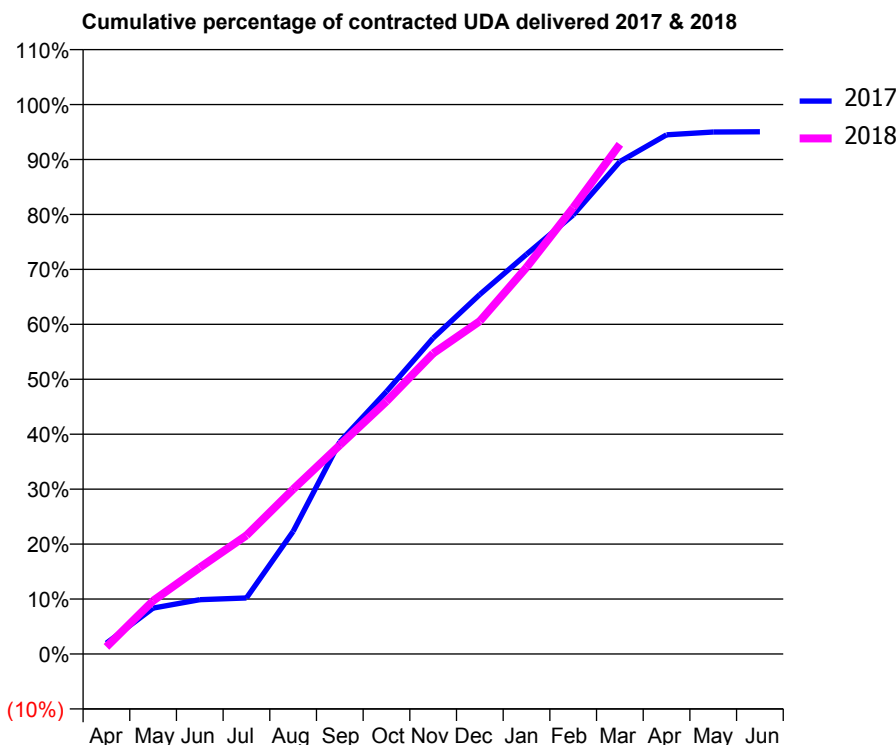
17/18 Contracted general activity (UDA)	6,100
Carry forward general activity (UDA)	0
17/18 Contracted orthodontic activity (UOA)	0
Carry forward orthodontic activity (UOA)	0
Baseline contract value	£170,410.18

ACCESS*

Patients seen in 24 months	Total	Change since previous quarter
Quarter ending March 2017	1,539	
Quarter ending June 2017	1,526	→
Quarter ending September 2017	1,521	→
Quarter ending December 2017	1,521	→
Quarter ending March 2018	1,656	↑
Variance since March 2017	7.6%	↑



ACTIVITY



Month	Adjusted Scheduled Activity (UDA)	
	2017	2018
April	121	79
May	510	592
June	603	960
July	623	1,317
August	1,360	1,828
September	2,356	2,319
October	2,914	2,805
November	3,507	3,338
December	3,992	3,696
January	4,438	4,292
February	4,874	4,955
March	5,466	5,659
April	5,763	
May	5,794	
June	5,798	

QUALITY

	Quantity	Base Number	Contract	AT	Region	England
% of FP17s for the same patient ID Re-attending within 3 months - Children	44	464	9.5%	10.0%	11.5%	11.9%
% of FP17s for the same patient ID Re-attending within 3 months - Adults	202	1,249	16.2%	15.8%	16.8%	16.0%
% of FP17s for the same patient ID Re-attending between 3 & 9 months - Children	121	464	26.1%	47.3%	47.7%	58.3%
% of FP17s for the same patient ID Re-attending between 3 & 9 months - Adults	275	1,249	22.0%	37.5%	38.2%	50.3%
% of FP17s for Band 1 Urgent Courses	236	1,619	14.6%	10.9%	10.6%	9.1%
% of FP17s Relating to Free Repair or Replacements	8	1,619	0.5%	0.5%	0.6%	0.8%
% of FP17s Relating to Continuations	20	1,619	1.2%	0.6%	0.8%	1.0%
% of Patients satisfied with the dentistry they have received	4	4	N/A	87.9%	89.3%	91.5%
% of Patients satisfied with the time they had to wait for an appointment	4	4	N/A	83.3%	84.4%	87.9%

* This is based on patients treated on this contract for their most recent course of treatment. Figures in italics indicate the base number of FP17s or Patient Questionnaire responses are less than 100. N/A is shown where the base number of responses is less than 10 during the period. % is calculated as Quantity/Base number*100

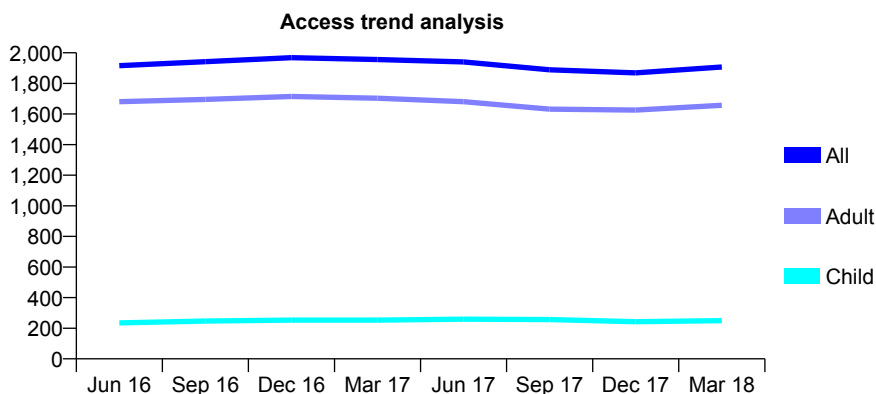
Q62 - Vital Signs At a Glance Contract Report for 629197/0001 - March 2018

Name or company name	MR NP MEYER
Contract type name	GDS Contract
Purpose of contract	General
Contract start date	01/04/2006
Contract end date	

17/18 Contracted general activity (UDA)	7,192
Carry forward general activity (UDA)	-54
17/18 Contracted orthodontic activity (UOA)	0
Carry forward orthodontic activity (UOA)	0
Baseline contract value	£202,833.36

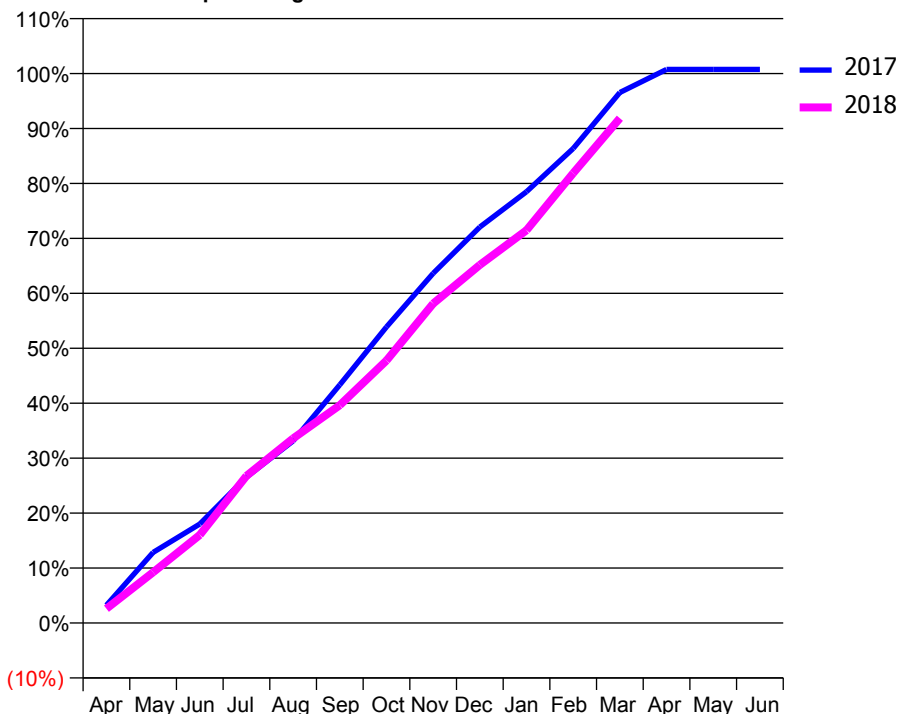
ACCESS*

Patients seen in 24 months	Total	Change since previous quarter
Quarter ending March 2017	1,956	
Quarter ending June 2017	1,940	→
Quarter ending September 2017	1,889	↓
Quarter ending December 2017	1,869	↓
Quarter ending March 2018	1,907	↑
Variance since March 2017	(2.5%)	↓



ACTIVITY

Cumulative percentage of contracted UDA delivered 2017 & 2018



Month	Adjusted Scheduled Activity (UDA)	
	2017	2018
April	232	188
May	924	664
June	1,296	1,153
July	1,910	1,926
August	2,382	2,416
September	3,118	2,850
October	3,876	3,436
November	4,576	4,182
December	5,182	4,687
January	5,645	5,141
February	6,211	5,888
March	6,944	6,607
April	7,246	
May	7,246	
June	7,246	

QUALITY

	Quantity	Base Number	Contract	AT	Region	England
% of FP17s for the same patient ID Re-attending within 3 months - Children	20	398	5.0%	10.0%	11.5%	11.9%
% of FP17s for the same patient ID Re-attending within 3 months - Adults	269	2,349	11.5%	15.8%	16.8%	16.0%
% of FP17s for the same patient ID Re-attending between 3 & 9 months - Children	257	398	64.6%	47.3%	47.7%	58.3%
% of FP17s for the same patient ID Re-attending between 3 & 9 months - Adults	1,288	2,349	54.8%	37.5%	38.2%	50.3%
% of FP17s for Band 1 Urgent Courses	168	2,616	6.4%	10.9%	10.6%	9.1%
% of FP17s Relating to Free Repair or Replacements	31	2,616	1.2%	0.5%	0.6%	0.8%
% of FP17s Relating to Continuations	33	2,616	1.3%	0.6%	0.8%	1.0%
% of Patients satisfied with the dentistry they have received	7	7	N/A	87.9%	89.3%	91.5%
% of Patients satisfied with the time they had to wait for an appointment	6	7	N/A	83.3%	84.4%	87.9%

* This is based on patients treated on this contract for their most recent course of treatment. Figures in italics indicate the base number of FP17s or Patient Questionnaire responses are less than 100. N/A is shown where the base number of responses is less than 10 during the period. % is calculated as Quantity/Base number*100

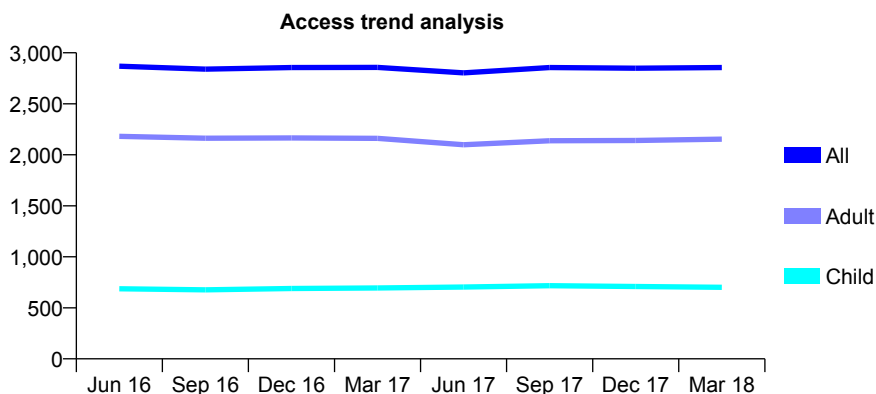
Q62 - Vital Signs At a Glance Contract Report for 631329/0001 - March 2018

Name or company name	MR RE LIM
Contract type name	GDS Contract
Purpose of contract	General
Contract start date	01/04/2006
Contract end date	

17/18 Contracted general activity (UDA)	8,686
Carry forward general activity (UDA)	63
17/18 Contracted orthodontic activity (UOA)	0
Carry forward orthodontic activity (UOA)	0
Baseline contract value	£238,855.70

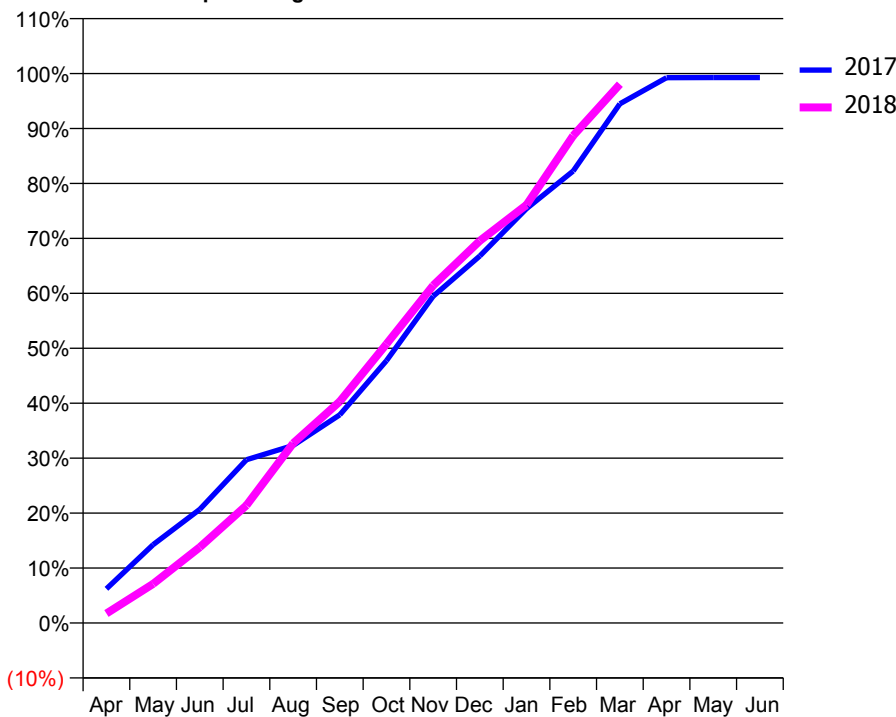
ACCESS*

Patients seen in 24 months	Total	Change since previous quarter
Quarter ending March 2017	2,857	
Quarter ending June 2017	2,803	↓
Quarter ending September 2017	2,855	→
Quarter ending December 2017	2,849	→
Quarter ending March 2018	2,855	→
Variance since March 2017	(0.1%)	→



ACTIVITY

Cumulative percentage of contracted UDA delivered 2017 & 2018



Month	Adjusted Scheduled Activity (UDA)	
	2017	2018
April	542	151
May	1,239	619
June	1,797	1,197
July	2,581	1,860
August	2,807	2,839
September	3,290	3,502
October	4,148	4,410
November	5,166	5,336
December	5,802	6,042
January	6,549	6,610
February	7,144	7,704
March	8,206	8,517
April	8,621	
May	8,623	
June	8,623	

QUALITY

	Quantity	Base Number	Contract	AT	Region	England
% of FP17s for the same patient ID Re-attending within 3 months - Children	46	1,055	4.4%	10.0%	11.5%	11.9%
% of FP17s for the same patient ID Re-attending within 3 months - Adults	555	3,073	18.1%	15.8%	16.8%	16.0%
% of FP17s for the same patient ID Re-attending between 3 & 9 months - Children	588	1,055	55.7%	47.3%	47.7%	58.3%
% of FP17s for the same patient ID Re-attending between 3 & 9 months - Adults	1,545	3,073	50.3%	37.5%	38.2%	50.3%
% of FP17s for Band 1 Urgent Courses	416	3,952	10.5%	10.9%	10.6%	9.1%
% of FP17s Relating to Free Repair or Replacements	16	3,952	0.4%	0.5%	0.6%	0.8%
% of FP17s Relating to Continuations	38	3,952	1.0%	0.6%	0.8%	1.0%
% of Patients satisfied with the dentistry they have received	5	6	N/A	87.9%	89.3%	91.5%
% of Patients satisfied with the time they had to wait for an appointment	5	6	N/A	83.3%	84.4%	87.9%

* This is based on patients treated on this contract for their most recent course of treatment. Figures in italics indicate the base number of FP17s or Patient Questionnaire responses are less than 100. N/A is shown where the base number of responses is less than 10 during the period. % is calculated as Quantity/Base number*100

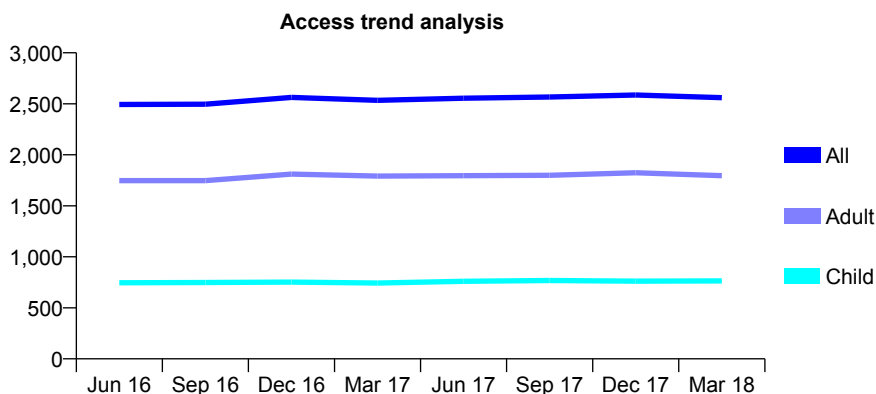
Q62 - Vital Signs At a Glance Contract Report for 635693/0001 - March 2018

Name or company name	MR JL SONEJI
Contract type name	GDS Contract
Purpose of contract	General
Contract start date	01/04/2006
Contract end date	

17/18 Contracted general activity (UDA)	6,493
Carry forward general activity (UDA)	-15
17/18 Contracted orthodontic activity (UOA)	0
Carry forward orthodontic activity (UOA)	0
Baseline contract value	£192,041.52

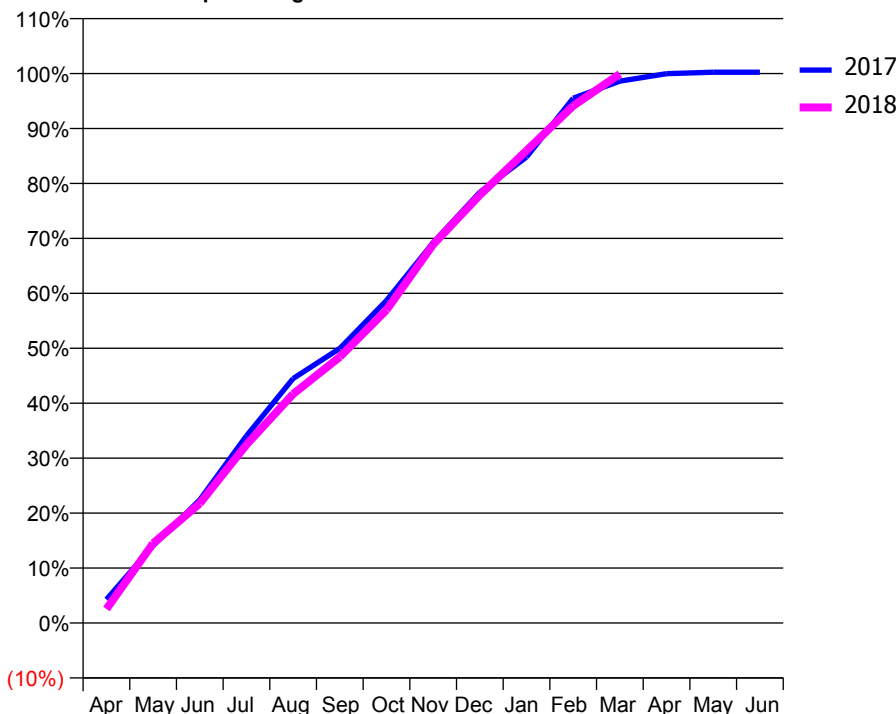
ACCESS*

Patients seen in 24 months	Total	Change since previous quarter
Quarter ending March 2017	2,534	
Quarter ending June 2017	2,555	→
Quarter ending September 2017	2,567	→
Quarter ending December 2017	2,586	→
Quarter ending March 2018	2,560	↓
Variance since March 2017	1.0%	→



ACTIVITY

Cumulative percentage of contracted UDA delivered 2017 & 2018



Adjusted Scheduled Activity (UDA)

Month	2017	2018
April	278	166
May	913	941
June	1,455	1,412
July	2,212	2,107
August	2,890	2,706
September	3,245	3,145
October	3,810	3,699
November	4,494	4,473
December	5,090	5,057
January	5,507	5,582
February	6,202	6,111
March	6,402	6,487
April	6,492	
May	6,508	
June	6,508	

QUALITY

	Quantity	Base Number	Contract	AT	Region	England
% of FP17s for the same patient ID Re-attending within 3 months - Children	76	881	8.6%	10.0%	11.5%	11.9%
% of FP17s for the same patient ID Re-attending within 3 months - Adults	238	1,705	14.0%	15.8%	16.8%	16.0%
% of FP17s for the same patient ID Re-attending between 3 & 9 months - Children	315	881	35.8%	47.3%	47.7%	58.3%
% of FP17s for the same patient ID Re-attending between 3 & 9 months - Adults	464	1,705	27.2%	37.5%	38.2%	50.3%
% of FP17s for Band 1 Urgent Courses	235	2,529	9.3%	10.9%	10.6%	9.1%
% of FP17s Relating to Free Repair or Replacements	5	2,529	0.2%	0.5%	0.6%	0.8%
% of FP17s Relating to Continuations	79	2,529	3.1%	0.6%	0.8%	1.0%
% of Patients satisfied with the dentistry they have received	3	3	N/A	87.9%	89.3%	91.5%
% of Patients satisfied with the time they had to wait for an appointment	2	3	N/A	83.3%	84.4%	87.9%

* This is based on patients treated on this contract for their most recent course of treatment. Figures in italics indicate the base number of FP17s or Patient Questionnaire responses are less than 100. N/A is shown where the base number of responses is less than 10 during the period. % is calculated as Quantity/Base number*100

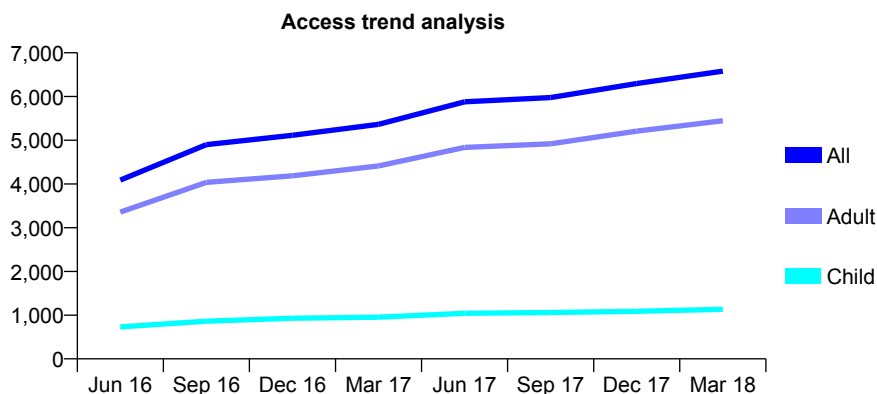
Q62 - Vital Signs At a Glance Contract Report for 636320/0001 - March 2018

Name or company name	GK Khambay and AS Khambay
Contract type name	GDS Contract
Purpose of contract	General
Contract start date	01/04/2006
Contract end date	

17/18 Contracted general activity (UDA)	15,161
Carry forward general activity (UDA)	153
17/18 Contracted orthodontic activity (UOA)	0
Carry forward orthodontic activity (UOA)	0
Baseline contract value	£797,514.14

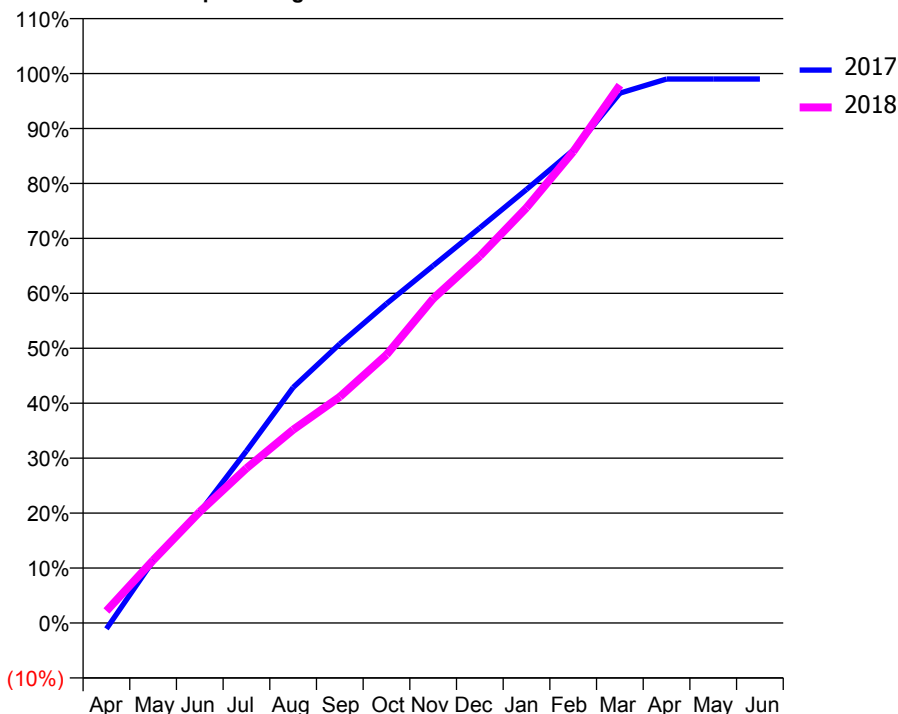
ACCESS*

Patients seen in 24 months	Total	Change since previous quarter
Quarter ending March 2017	5,365	
Quarter ending June 2017	5,878	↑
Quarter ending September 2017	5,977	→
Quarter ending December 2017	6,296	↑
Quarter ending March 2018	6,581	↑
Variance since March 2017	22.7%	↑



ACTIVITY

Cumulative percentage of contracted UDA delivered 2017 & 2018



Month	Adjusted Scheduled Activity (UDA)	
	2017	2018
April	-163	334
May	1,713	1,730
June	3,058	3,072
July	4,746	4,270
August	6,501	5,334
September	7,702	6,240
October	8,811	7,401
November	9,859	8,951
December	10,903	10,122
January	11,962	11,459
February	13,044	13,004
March	14,618	14,840
April	15,008	
May	15,008	
June	15,008	

QUALITY

	Quantity	Base Number	Contract	AT	Region	England
% of FP17s for the same patient ID Re-attending within 3 months - Children	24	1,115	2.2%	10.0%	11.5%	11.9%
% of FP17s for the same patient ID Re-attending within 3 months - Adults	102	4,488	2.3%	15.8%	16.8%	16.0%
% of FP17s for the same patient ID Re-attending between 3 & 9 months - Children	9	1,115	0.8%	47.3%	47.7%	58.3%
% of FP17s for the same patient ID Re-attending between 3 & 9 months - Adults	44	4,488	1.0%	37.5%	38.2%	50.3%
% of FP17s for Band 1 Urgent Courses	1	5,461	0.0%	10.9%	10.6%	9.1%
% of FP17s Relating to Free Repair or Replacements	0	5,461	0.0%	0.5%	0.6%	0.8%
% of FP17s Relating to Continuations	24	5,461	0.4%	0.6%	0.8%	1.0%
% of Patients satisfied with the dentistry they have received	3	3	N/A	87.9%	89.3%	91.5%
% of Patients satisfied with the time they had to wait for an appointment	2	3	N/A	83.3%	84.4%	87.9%

* This is based on patients treated on this contract for their most recent course of treatment. Figures in italics indicate the base number of FP17s or Patient Questionnaire responses are less than 100. N/A is shown where the base number of responses is less than 10 during the period. % is calculated as Quantity/Base number*100

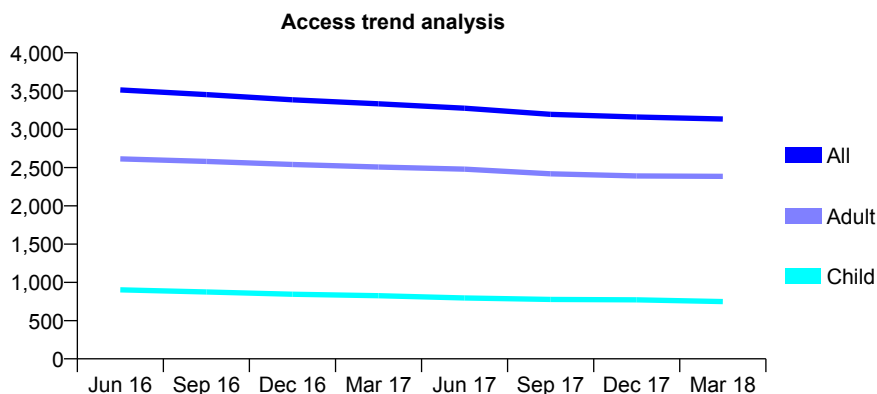
Q62 - Vital Signs At a Glance Contract Report for 638889/0001 - March 2018

Name or company name	MR BV TAANK
Contract type name	GDS Contract
Purpose of contract	General
Contract start date	01/04/2006
Contract end date	

17/18 Contracted general activity (UDA)	8,508
Carry forward general activity (UDA)	-140
17/18 Contracted orthodontic activity (UOA)	0
Carry forward orthodontic activity (UOA)	0
Baseline contract value	£190,840.93

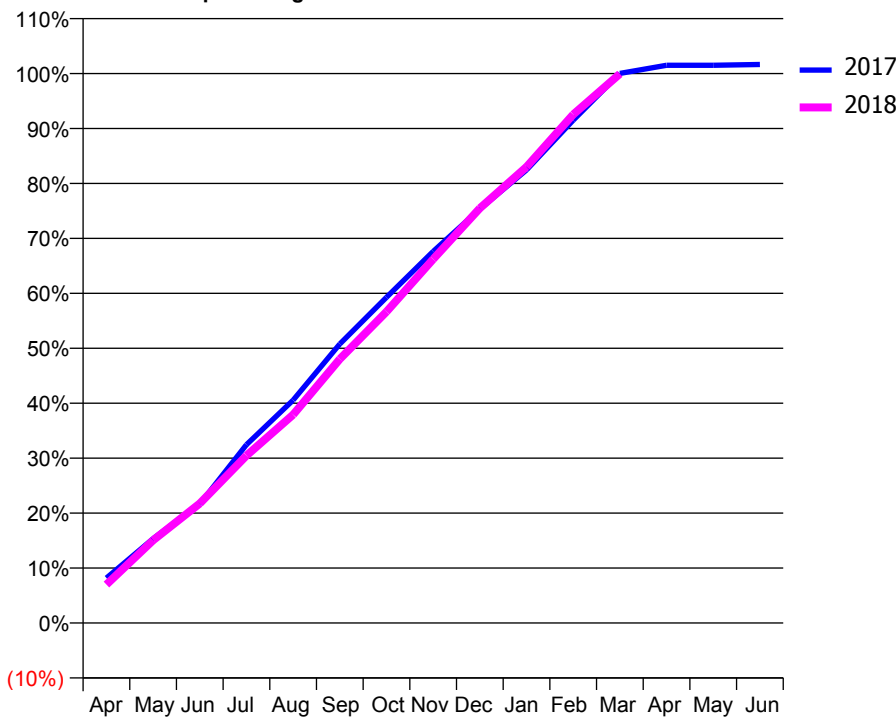
ACCESS*

Patients seen in 24 months	Total	Change since previous quarter
Quarter ending March 2017	3,333	
Quarter ending June 2017	3,275	↓
Quarter ending September 2017	3,196	↓
Quarter ending December 2017	3,161	↓
Quarter ending March 2018	3,135	→
Variance since March 2017	(5.9%)	↓



ACTIVITY

Cumulative percentage of contracted UDA delivered 2017 & 2018



Month	Adjusted Scheduled Activity (UDA)	
	2017	2018
April	696	595
May	1,307	1,281
June	1,842	1,852
July	2,762	2,593
August	3,450	3,226
September	4,319	4,087
October	5,043	4,819
November	5,753	5,634
December	6,409	6,421
January	7,015	7,063
February	7,785	7,873
March	8,509	8,503
April	8,634	
May	8,635	
June	8,648	

QUALITY

	Quantity	Base Number	Contract	AT	Region	England
% of FP17s for the same patient ID Re-attending within 3 months - Children	64	1,309	4.9%	10.0%	11.5%	11.9%
% of FP17s for the same patient ID Re-attending within 3 months - Adults	474	3,490	13.6%	15.8%	16.8%	16.0%
% of FP17s for the same patient ID Re-attending between 3 & 9 months - Children	941	1,309	71.9%	47.3%	47.7%	58.3%
% of FP17s for the same patient ID Re-attending between 3 & 9 months - Adults	2,123	3,490	60.8%	37.5%	38.2%	50.3%
% of FP17s for Band 1 Urgent Courses	156	4,728	3.3%	10.9%	10.6%	9.1%
% of FP17s Relating to Free Repair or Replacements	45	4,728	1.0%	0.5%	0.6%	0.8%
% of FP17s Relating to Continuations	42	4,728	0.9%	0.6%	0.8%	1.0%
% of Patients satisfied with the dentistry they have received	6	6	N/A	87.9%	89.3%	91.5%
% of Patients satisfied with the time they had to wait for an appointment	6	6	N/A	83.3%	84.4%	87.9%

* This is based on patients treated on this contract for their most recent course of treatment. Figures in italics indicate the base number of FP17s or Patient Questionnaire responses are less than 100. N/A is shown where the base number of responses is less than 10 during the period. % is calculated as Quantity/Base number*100

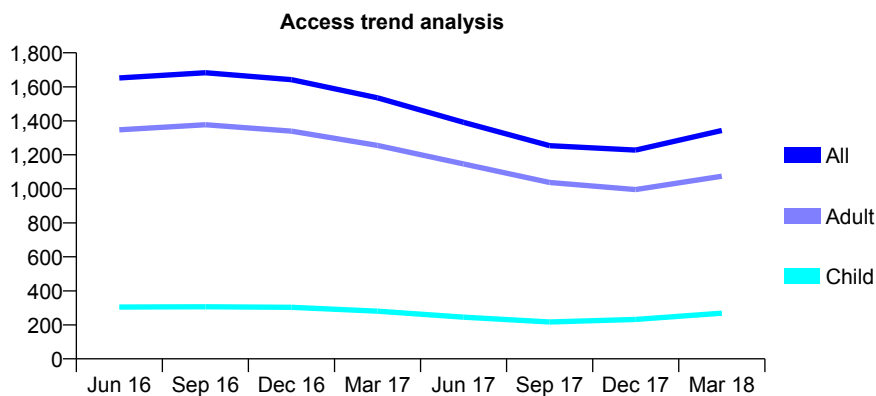
Q62 - Vital Signs At a Glance Contract Report for 642991/0001 - March 2018

Name or company name	Mr A Becker & Mr K Dhir
Contract type name	GDS Contract
Purpose of contract	General
Contract start date	01/04/2006
Contract end date	

17/18 Contracted general activity (UDA)	4,783
Carry forward general activity (UDA)	2,294
17/18 Contracted orthodontic activity (UOA)	0
Carry forward orthodontic activity (UOA)	0
Baseline contract value	£156,117.12

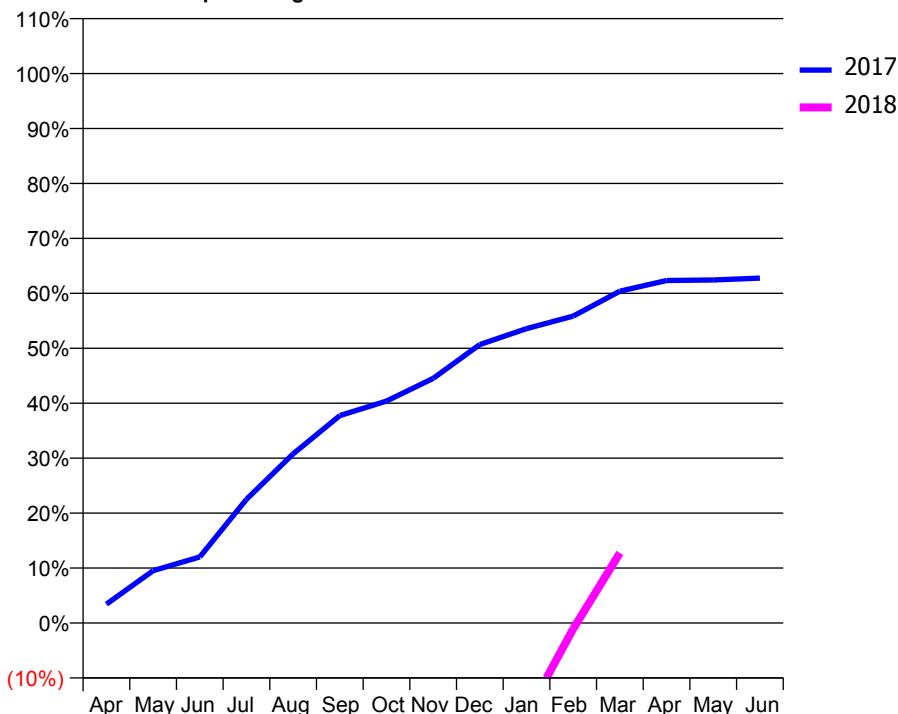
ACCESS*

Patients seen in 24 months	Total	Change since previous quarter
Quarter ending March 2017	1,535	
Quarter ending June 2017	1,391	↓
Quarter ending September 2017	1,254	↓
Quarter ending December 2017	1,228	↓
Quarter ending March 2018	1,343	↑
Variance since March 2017	(12.5%)	↓



ACTIVITY

Cumulative percentage of contracted UDA delivered 2017 & 2018



Month	Adjusted Scheduled Activity (UDA)	
	2017	2018
April	212	-2,257
May	587	-2,154
June	741	-2,124
July	1,387	-2,089
August	1,897	-2,086
September	2,325	-2,086
October	2,488	-2,086
November	2,742	-2,083
December	3,123	-1,990
January	3,301	-800
February	3,441	-51
March	3,720	610
April	3,840	
May	3,846	
June	3,867	

QUALITY

	Quantity	Base Number	Contract	AT	Region	England
% of FP17s for the same patient ID Re-attending within 3 months - Children	1	191	0.5%	10.0%	11.5%	11.9%
% of FP17s for the same patient ID Re-attending within 3 months - Adults	39	726	5.4%	15.8%	16.8%	16.0%
% of FP17s for the same patient ID Re-attending between 3 & 9 months - Children	9	191	4.7%	47.3%	47.7%	58.3%
% of FP17s for the same patient ID Re-attending between 3 & 9 months - Adults	81	726	11.2%	37.5%	38.2%	50.3%
% of FP17s for Band 1 Urgent Courses	28	870	3.2%	10.9%	10.6%	9.1%
% of FP17s Relating to Free Repair or Replacements	0	870	0.0%	0.5%	0.6%	0.8%
% of FP17s Relating to Continuations	2	870	0.2%	0.6%	0.8%	1.0%
% of Patients satisfied with the dentistry they have received	0	0	N/A	87.9%	89.3%	91.5%
% of Patients satisfied with the time they had to wait for an appointment	0	0	N/A	83.3%	84.4%	87.9%

* This is based on patients treated on this contract for their most recent course of treatment. Figures in italics indicate the base number of FP17s or Patient Questionnaire responses are less than 100. N/A is shown where the base number of responses is less than 10 during the period. % is calculated as Quantity/Base number*100

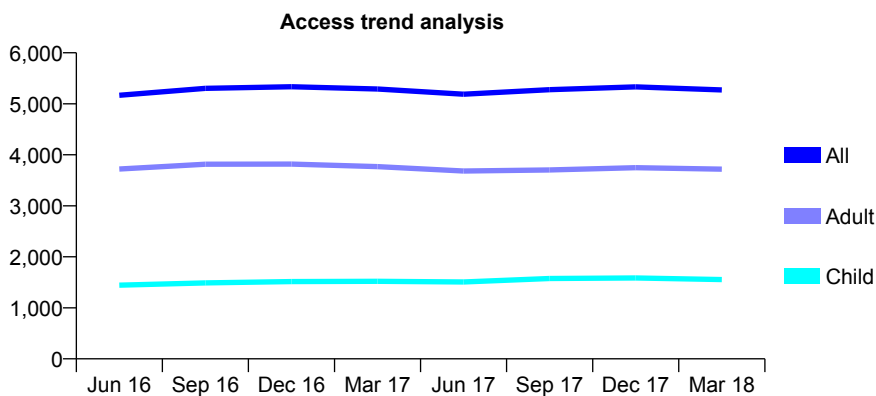
Q62 - Vital Signs At a Glance Contract Report for 651648/0001 - March 2018

Name or company name	MRS JV PATEL
Contract type name	GDS Contract
Purpose of contract	General
Contract start date	01/04/2006
Contract end date	

17/18 Contracted general activity (UDA)	10,583
Carry forward general activity (UDA)	-128
17/18 Contracted orthodontic activity (UOA)	0
Carry forward orthodontic activity (UOA)	0
Baseline contract value	£251,778.76

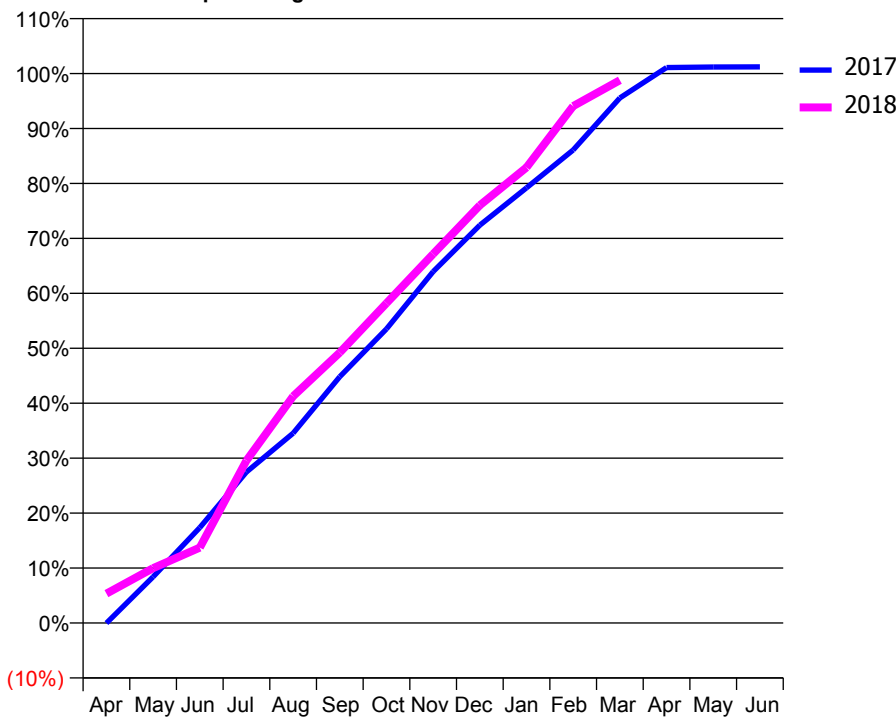
ACCESS*

Patients seen in 24 months	Total	Change since previous quarter
Quarter ending March 2017	5,290	
Quarter ending June 2017	5,189	↓
Quarter ending September 2017	5,278	→
Quarter ending December 2017	5,333	→
Quarter ending March 2018	5,273	↓
Variance since March 2017	(0.3%)	→



ACTIVITY

Cumulative percentage of contracted UDA delivered 2017 & 2018



Month	Adjusted Scheduled Activity (UDA)	
	2017	2018
April	-4	567
May	890	1,057
June	1,836	1,452
July	2,909	3,130
August	3,656	4,368
September	4,745	5,210
October	5,663	6,159
November	6,768	7,109
December	7,663	8,044
January	8,380	8,774
February	9,111	9,956
March	10,113	10,454
April	10,698	
May	10,707	
June	10,711	

QUALITY

	Quantity	Base Number	Contract	AT	Region	England
% of FP17s for the same patient ID Re-attending within 3 months - Children	127	1,984	6.4%	10.0%	11.5%	11.9%
% of FP17s for the same patient ID Re-attending within 3 months - Adults	405	4,019	10.1%	15.8%	16.8%	16.0%
% of FP17s for the same patient ID Re-attending between 3 & 9 months - Children	909	1,984	45.8%	47.3%	47.7%	58.3%
% of FP17s for the same patient ID Re-attending between 3 & 9 months - Adults	1,480	4,019	36.8%	37.5%	38.2%	50.3%
% of FP17s for Band 1 Urgent Courses	554	5,688	9.7%	10.9%	10.6%	9.1%
% of FP17s Relating to Free Repair or Replacements	21	5,688	0.4%	0.5%	0.6%	0.8%
% of FP17s Relating to Continuations	5	5,688	0.1%	0.6%	0.8%	1.0%
% of Patients satisfied with the dentistry they have received	3	4	N/A	87.9%	89.3%	91.5%
% of Patients satisfied with the time they had to wait for an appointment	3	4	N/A	83.3%	84.4%	87.9%

* This is based on patients treated on this contract for their most recent course of treatment. Figures in italics indicate the base number of FP17s or Patient Questionnaire responses are less than 100. N/A is shown where the base number of responses is less than 10 during the period. % is calculated as Quantity/Base number*100

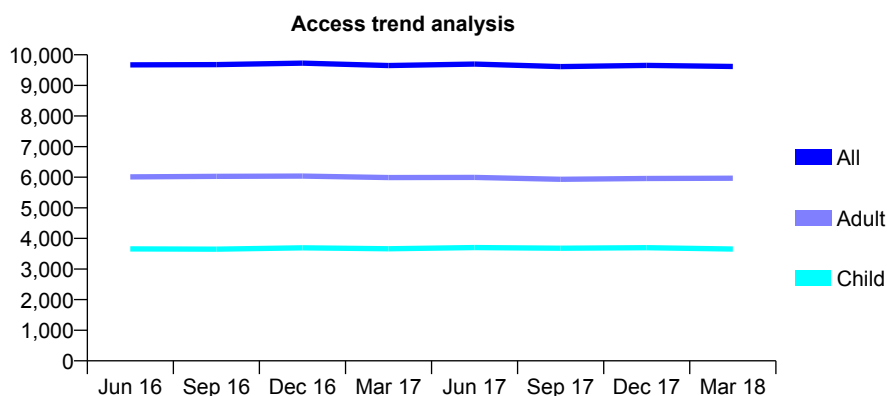
Q62 - Vital Signs At a Glance Contract Report for 653233/0001 - March 2018

Name or company name	Gadhri, Campbell-Barr and Pathmanyagam
Contract type name	GDS Contract
Purpose of contract	General
Contract start date	01/04/2006
Contract end date	

17/18 Contracted general activity (UDA)	23,558
Carry forward general activity (UDA)	-106
17/18 Contracted orthodontic activity (UOA)	0
Carry forward orthodontic activity (UOA)	0
Baseline contract value	£673,044.69

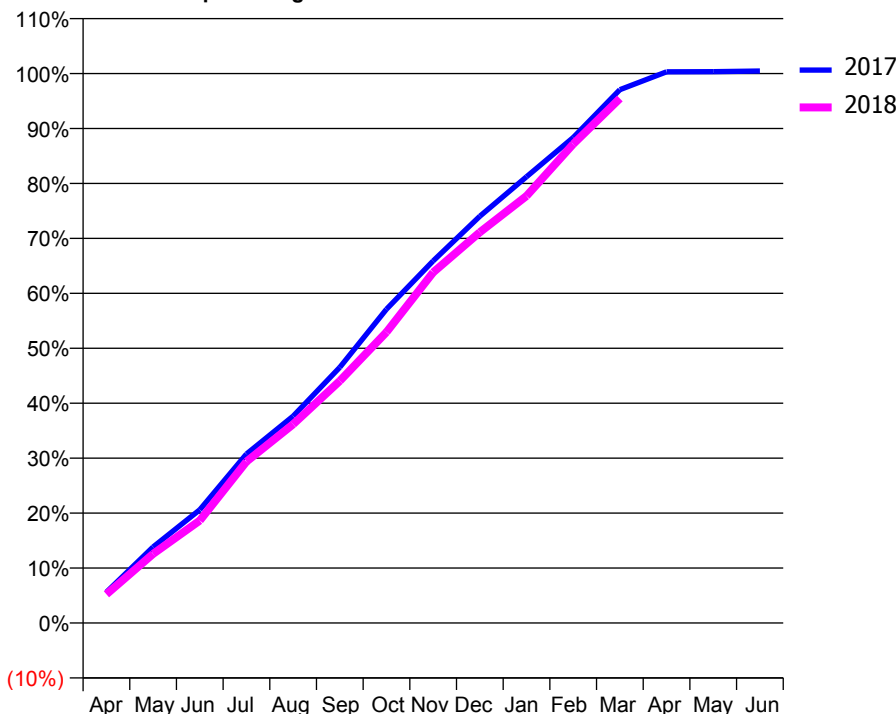
ACCESS*

Patients seen in 24 months	Total	Change since previous quarter
Quarter ending March 2017	9,649	
Quarter ending June 2017	9,696	→
Quarter ending September 2017	9,614	→
Quarter ending December 2017	9,653	→
Quarter ending March 2018	9,620	→
Variance since March 2017	(0.3%)	→



ACTIVITY

Cumulative percentage of contracted UDA delivered 2017 & 2018



Month	Adjusted Scheduled Activity (UDA)	
	2017	2018
April	1,322	1,234
May	3,259	2,961
June	4,858	4,395
July	7,246	6,922
August	8,868	8,519
September	10,964	10,379
October	13,454	12,472
November	15,523	15,032
December	17,438	16,752
January	19,130	18,306
February	20,812	20,531
March	22,866	22,484
April	23,629	
May	23,638	
June	23,664	

QUALITY

	Quantity	Base Number	Contract	AT	Region	England
% of FP17s for the same patient ID Re-attending within 3 months - Children	268	3,776	7.1%	10.0%	11.5%	11.9%
% of FP17s for the same patient ID Re-attending within 3 months - Adults	902	5,603	16.1%	15.8%	16.8%	16.0%
% of FP17s for the same patient ID Re-attending between 3 & 9 months - Children	1,257	3,776	33.3%	47.3%	47.7%	58.3%
% of FP17s for the same patient ID Re-attending between 3 & 9 months - Adults	1,513	5,603	27.0%	37.5%	38.2%	50.3%
% of FP17s for Band 1 Urgent Courses	1,017	8,911	11.4%	10.9%	10.6%	9.1%
% of FP17s Relating to Free Repair or Replacements	59	8,911	0.7%	0.5%	0.6%	0.8%
% of FP17s Relating to Continuations	227	8,911	2.5%	0.6%	0.8%	1.0%
% of Patients satisfied with the dentistry they have received	4	5	N/A	87.9%	89.3%	91.5%
% of Patients satisfied with the time they had to wait for an appointment	5	5	N/A	83.3%	84.4%	87.9%

* This is based on patients treated on this contract for their most recent course of treatment. Figures in italics indicate the base number of FP17s or Patient Questionnaire responses are less than 100. N/A is shown where the base number of responses is less than 10 during the period. % is calculated as Quantity/Base number*100

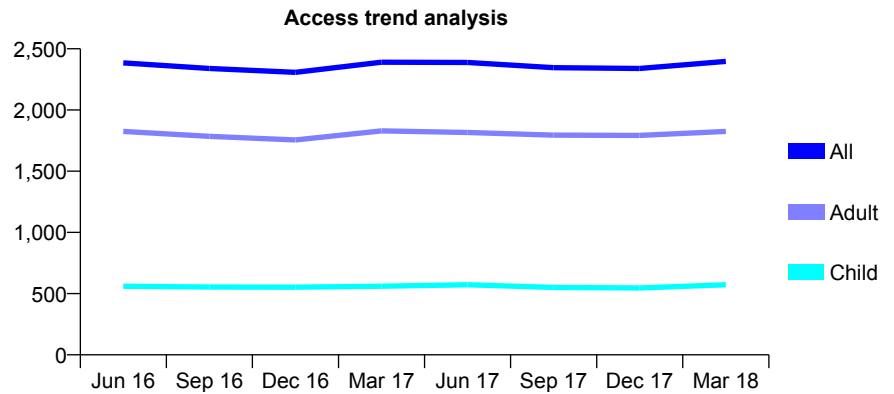
Q62 - Vital Signs At a Glance Contract Report for 657433/0002 - March 2018

Name or company name	MR P KUMAR
Contract type name	GDS Contract
Purpose of contract	General
Contract start date	01/04/2011
Contract end date	

17/18 Contracted general activity (UDA)	5,191
Carry forward general activity (UDA)	-85
17/18 Contracted orthodontic activity (UOA)	0
Carry forward orthodontic activity (UOA)	0
Baseline contract value	£201,667.06

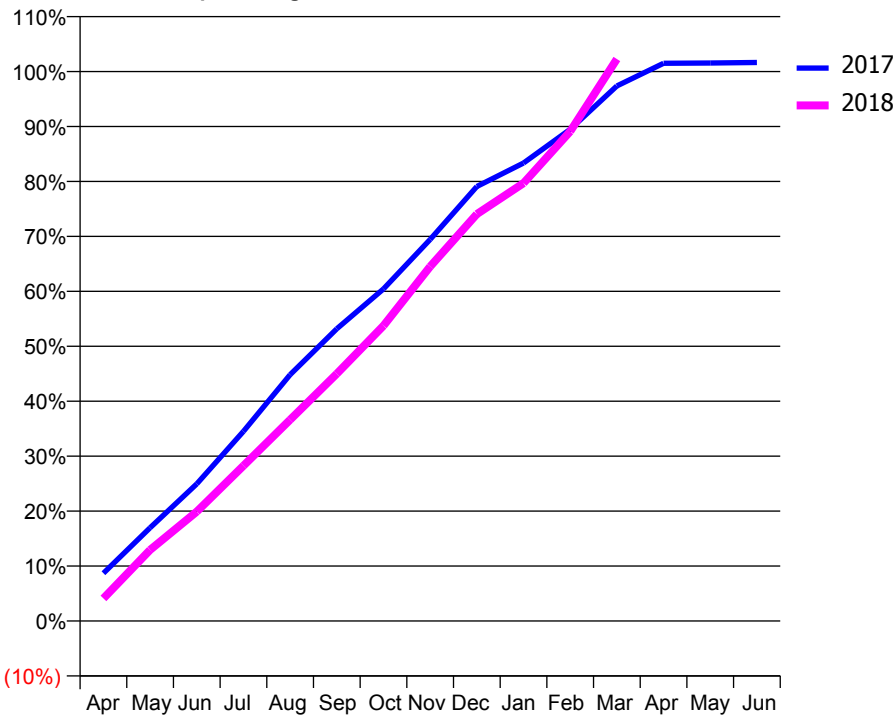
ACCESS*

Patients seen in 24 months	Total	Change since previous quarter
Quarter ending March 2017	2,391	
Quarter ending June 2017	2,388	→
Quarter ending September 2017	2,346	↓
Quarter ending December 2017	2,339	→
Quarter ending March 2018	2,397	↑
Variance since March 2017	0.3%	→



ACTIVITY

Cumulative percentage of contracted UDA delivered 2017 & 2018



Month	Adjusted Scheduled Activity (UDA)	
	2017	2018
April	452	213
May	881	672
June	1,295	1,033
July	1,792	1,466
August	2,327	1,901
September	2,760	2,336
October	3,137	2,789
November	3,605	3,349
December	4,105	3,844
January	4,326	4,137
February	4,645	4,625
March	5,054	5,309
April	5,269	
May	5,271	
June	5,276	

QUALITY

	Quantity	Base Number	Contract	AT	Region	England
% of FP17s for the same patient ID Re-attending within 3 months - Children	47	641	7.3%	10.0%	11.5%	11.9%
% of FP17s for the same patient ID Re-attending within 3 months - Adults	216	1,745	12.4%	15.8%	16.8%	16.0%
% of FP17s for the same patient ID Re-attending between 3 & 9 months - Children	180	641	28.1%	47.3%	47.7%	58.3%
% of FP17s for the same patient ID Re-attending between 3 & 9 months - Adults	406	1,745	23.3%	37.5%	38.2%	50.3%
% of FP17s for Band 1 Urgent Courses	155	1,812	8.6%	10.9%	10.6%	9.1%
% of FP17s Relating to Free Repair or Replacements	17	1,812	0.9%	0.5%	0.6%	0.8%
% of FP17s Relating to Continuations	46	1,812	2.5%	0.6%	0.8%	1.0%
% of Patients satisfied with the dentistry they have received	2	2	N/A	87.9%	89.3%	91.5%
% of Patients satisfied with the time they had to wait for an appointment	2	2	N/A	83.3%	84.4%	87.9%

* This is based on patients treated on this contract for their most recent course of treatment. Figures in italics indicate the base number of FP17s or Patient Questionnaire responses are less than 100. N/A is shown where the base number of responses is less than 10 during the period. % is calculated as Quantity/Base number*100

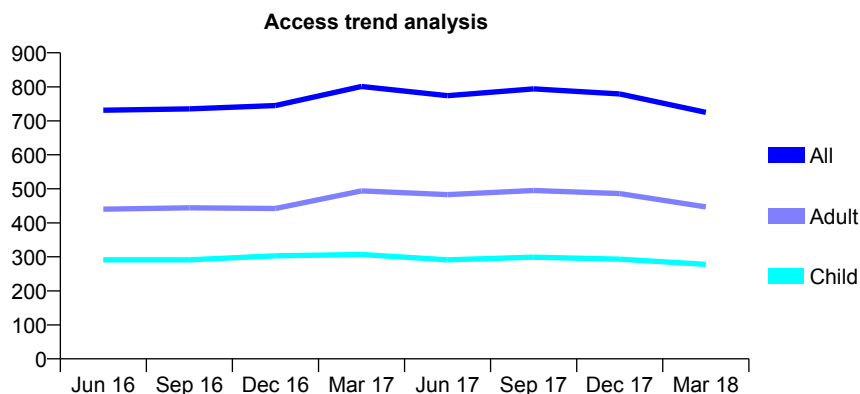
Q62 - Vital Signs At a Glance Contract Report for 660108/0001 - March 2018

Name or company name	MR DS SOHAL
Contract type name	GDS Contract
Purpose of contract	General
Contract start date	01/04/2006
Contract end date	

17/18 Contracted general activity (UDA)	2,097
Carry forward general activity (UDA)	-42
17/18 Contracted orthodontic activity (UOA)	0
Carry forward orthodontic activity (UOA)	0
Baseline contract value	£51,420.01

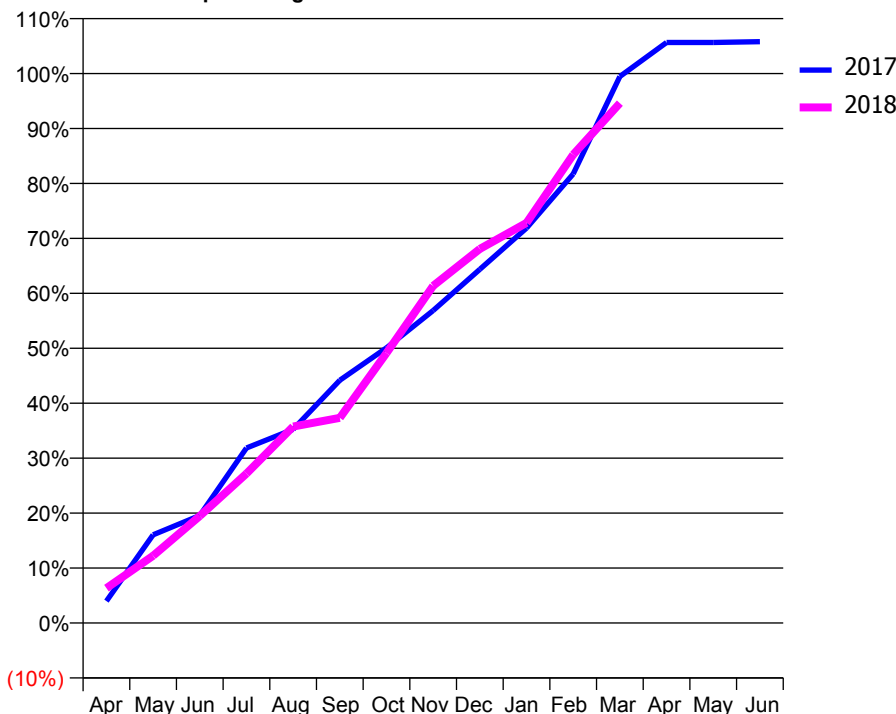
ACCESS*

Patients seen in 24 months	Total	Change since previous quarter
Quarter ending March 2017	801	
Quarter ending June 2017	774	↓
Quarter ending September 2017	794	↑
Quarter ending December 2017	779	↓
Quarter ending March 2018	725	↓
Variance since March 2017	(9.5%)	↓



ACTIVITY

Cumulative percentage of contracted UDA delivered 2017 & 2018



Adjusted Scheduled Activity (UDA)

Month	2017	2018
April	84	133
May	337	257
June	410	408
July	668	570
August	739	750
September	926	783
October	1,050	1,030
November	1,192	1,287
December	1,350	1,428
January	1,507	1,527
February	1,714	1,788
March	2,086	1,984
April	2,215	
May	2,215	
June	2,218	

QUALITY

	Quantity	Base Number	Contract	AT	Region	England
% of FP17s for the same patient ID Re-attending within 3 months - Children	21	299	7.0%	10.0%	11.5%	11.9%
% of FP17s for the same patient ID Re-attending within 3 months - Adults	60	421	14.3%	15.8%	16.8%	16.0%
% of FP17s for the same patient ID Re-attending between 3 & 9 months - Children	105	299	35.1%	47.3%	47.7%	58.3%
% of FP17s for the same patient ID Re-attending between 3 & 9 months - Adults	129	421	30.6%	37.5%	38.2%	50.3%
% of FP17s for Band 1 Urgent Courses	79	693	11.4%	10.9%	10.6%	9.1%
% of FP17s Relating to Free Repair or Replacements	8	693	1.2%	0.5%	0.6%	0.8%
% of FP17s Relating to Continuations	8	693	1.2%	0.6%	0.8%	1.0%
% of Patients satisfied with the dentistry they have received	1	1	N/A	87.9%	89.3%	91.5%
% of Patients satisfied with the time they had to wait for an appointment	1	1	N/A	83.3%	84.4%	87.9%

* This is based on patients treated on this contract for their most recent course of treatment. Figures in italics indicate the base number of FP17s or Patient Questionnaire responses are less than 100. N/A is shown where the base number of responses is less than 10 during the period. % is calculated as Quantity/Base number*100

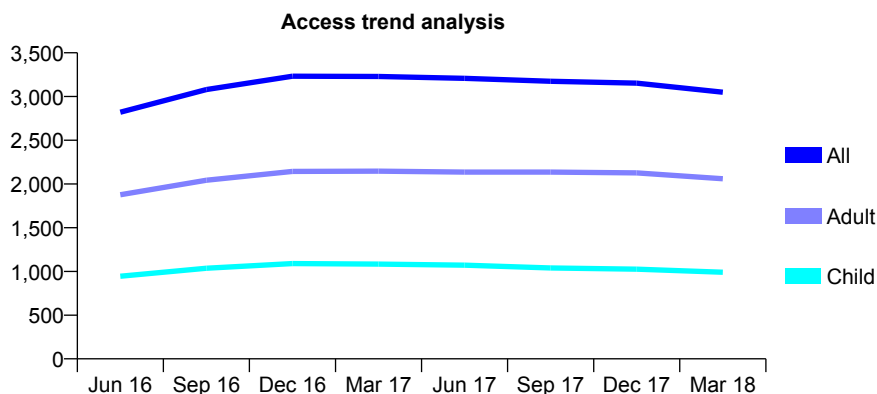
Q62 - Vital Signs At a Glance Contract Report for 660175/0001 - March 2018

Name or company name	MR F KHOURY
Contract type name	GDS Contract
Purpose of contract	General
Contract start date	01/04/2006
Contract end date	

17/18 Contracted general activity (UDA)	10,063
Carry forward general activity (UDA)	-185
17/18 Contracted orthodontic activity (UOA)	0
Carry forward orthodontic activity (UOA)	0
Baseline contract value	£277,742.13

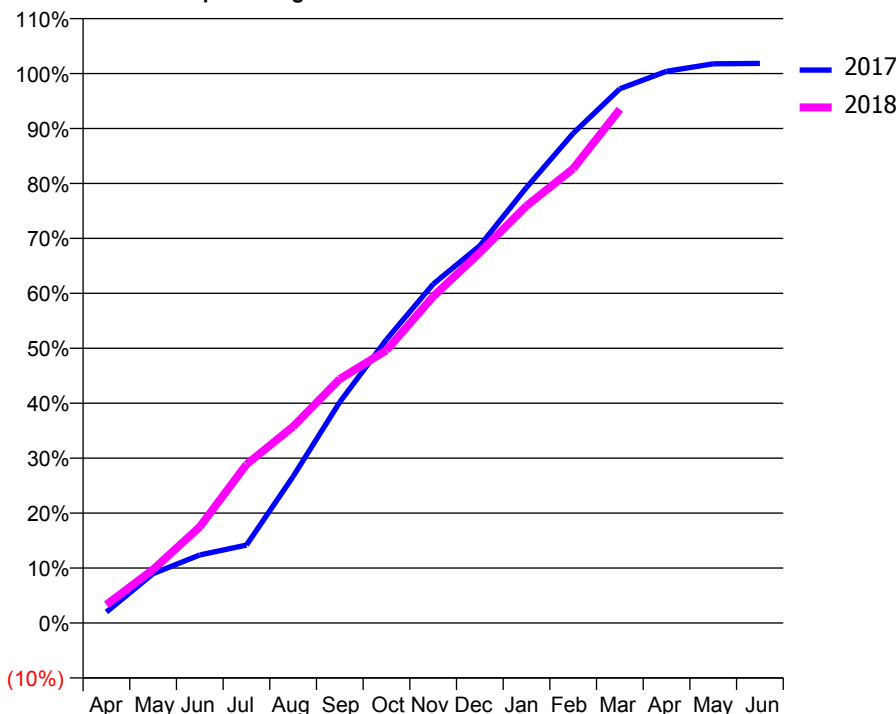
ACCESS*

Patients seen in 24 months	Total	Change since previous quarter
Quarter ending March 2017	3,230	
Quarter ending June 2017	3,208	→
Quarter ending September 2017	3,175	↓
Quarter ending December 2017	3,153	→
Quarter ending March 2018	3,050	↓
Variance since March 2017	(5.6%)	↓



ACTIVITY

Cumulative percentage of contracted UDA delivered 2017 & 2018



Month	Adjusted Scheduled Activity (UDA)	
	2017	2018
April	201	335
May	904	981
June	1,247	1,762
July	1,427	2,904
August	2,685	3,597
September	4,047	4,470
October	5,194	4,995
November	6,207	5,980
December	6,910	6,784
January	7,976	7,640
February	8,969	8,320
March	9,783	9,408
April	10,103	
May	10,241	
June	10,248	

QUALITY

	Quantity	Base Number	Contract	AT	Region	England
% of FP17s for the same patient ID Re-attending within 3 months - Children	39	843	4.6%	10.0%	11.5%	11.9%
% of FP17s for the same patient ID Re-attending within 3 months - Adults	170	1,629	10.4%	15.8%	16.8%	16.0%
% of FP17s for the same patient ID Re-attending between 3 & 9 months - Children	223	843	26.5%	47.3%	47.7%	58.3%
% of FP17s for the same patient ID Re-attending between 3 & 9 months - Adults	500	1,629	30.7%	37.5%	38.2%	50.3%
% of FP17s for Band 1 Urgent Courses	302	2,325	13.0%	10.9%	10.6%	9.1%
% of FP17s Relating to Free Repair or Replacements	1	2,325	0.0%	0.5%	0.6%	0.8%
% of FP17s Relating to Continuations	9	2,325	0.4%	0.6%	0.8%	1.0%
% of Patients satisfied with the dentistry they have received	1	1	N/A	87.9%	89.3%	91.5%
% of Patients satisfied with the time they had to wait for an appointment	1	1	N/A	83.3%	84.4%	87.9%

* This is based on patients treated on this contract for their most recent course of treatment. Figures in italics indicate the base number of FP17s or Patient Questionnaire responses are less than 100. N/A is shown where the base number of responses is less than 10 during the period. % is calculated as Quantity/Base number*100

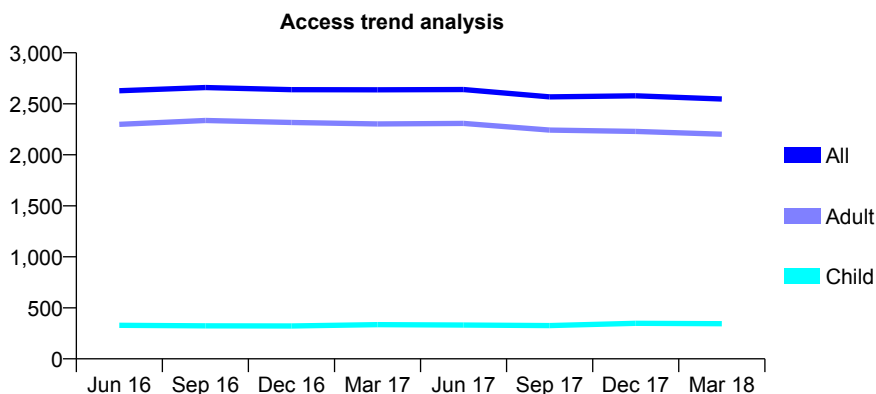
Q62 - Vital Signs At a Glance Contract Report for 660493/0001 - March 2018

Name or company name	MR AD DE LA VALETTE
Contract type name	GDS Contract
Purpose of contract	General
Contract start date	01/04/2006
Contract end date	

17/18 Contracted general activity (UDA)	15,171
Carry forward general activity (UDA)	-239
17/18 Contracted orthodontic activity (UOA)	0
Carry forward orthodontic activity (UOA)	0
Baseline contract value	£525,491.82

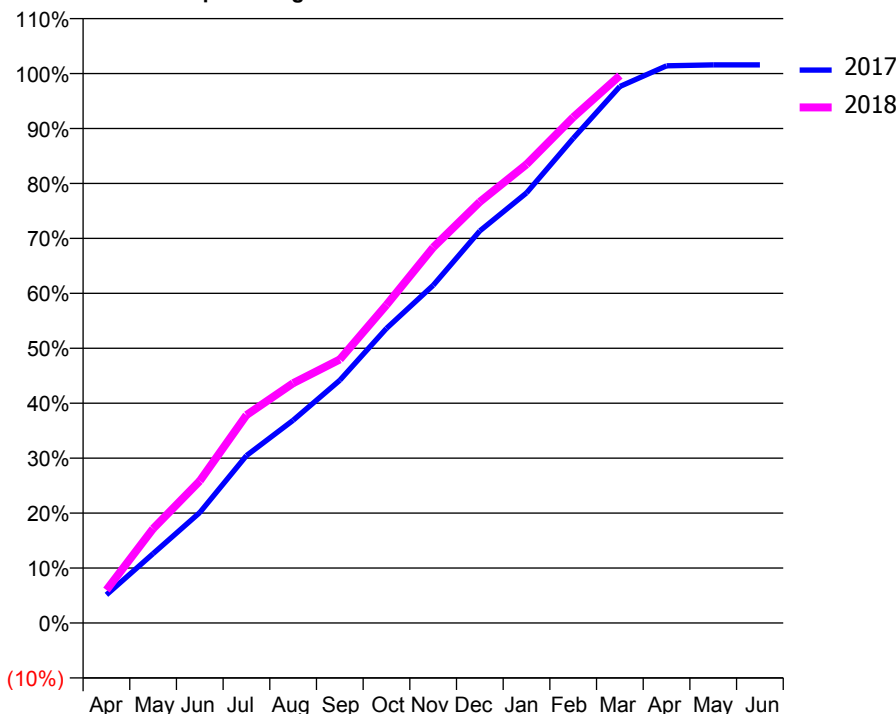
ACCESS*

Patients seen in 24 months	Total	Change since previous quarter
Quarter ending March 2017	2,637	
Quarter ending June 2017	2,640	→
Quarter ending September 2017	2,568	↓
Quarter ending December 2017	2,578	→
Quarter ending March 2018	2,547	↓
Variance since March 2017	(3.4%)	↓



ACTIVITY

Cumulative percentage of contracted UDA delivered 2017 & 2018



Month	Adjusted Scheduled Activity (UDA)	
	2017	2018
April	780	910
May	1,917	2,606
June	3,049	3,921
July	4,622	5,742
August	5,596	6,622
September	6,700	7,275
October	8,133	8,784
November	9,322	10,369
December	10,826	11,629
January	11,876	12,663
February	13,380	13,962
March	14,814	15,116
April	15,382	
May	15,409	
June	15,410	

QUALITY

	Quantity	Base Number	Contract	AT	Region	England
% of FP17s for the same patient ID Re-attending within 3 months - Children	27	385	7.0%	10.0%	11.5%	11.9%
% of FP17s for the same patient ID Re-attending within 3 months - Adults	327	2,191	14.9%	15.8%	16.8%	16.0%
% of FP17s for the same patient ID Re-attending between 3 & 9 months - Children	156	385	40.5%	47.3%	47.7%	58.3%
% of FP17s for the same patient ID Re-attending between 3 & 9 months - Adults	715	2,191	32.6%	37.5%	38.2%	50.3%
% of FP17s for Band 1 Urgent Courses	212	2,479	8.6%	10.9%	10.6%	9.1%
% of FP17s Relating to Free Repair or Replacements	25	2,479	1.0%	0.5%	0.6%	0.8%
% of FP17s Relating to Continuations	2	2,479	0.1%	0.6%	0.8%	1.0%
% of Patients satisfied with the dentistry they have received	0	0	N/A	87.9%	89.3%	91.5%
% of Patients satisfied with the time they had to wait for an appointment	0	0	N/A	83.3%	84.4%	87.9%

* This is based on patients treated on this contract for their most recent course of treatment. Figures in italics indicate the base number of FP17s or Patient Questionnaire responses are less than 100. N/A is shown where the base number of responses is less than 10 during the period. % is calculated as Quantity/Base number*100

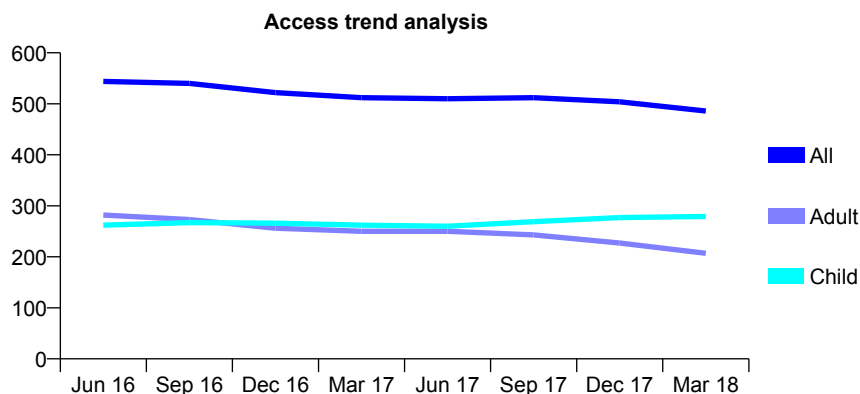
Q62 - Vital Signs At a Glance Contract Report for 661651/0001 - March 2018

Name or company name	MR I RAI
Contract type name	GDS Contract
Purpose of contract	General
Contract start date	01/04/2014
Contract end date	

17/18 Contracted general activity (UDA)	893
Carry forward general activity (UDA)	-14
17/18 Contracted orthodontic activity (UOA)	0
Carry forward orthodontic activity (UOA)	0
Baseline contract value	£21,761.86

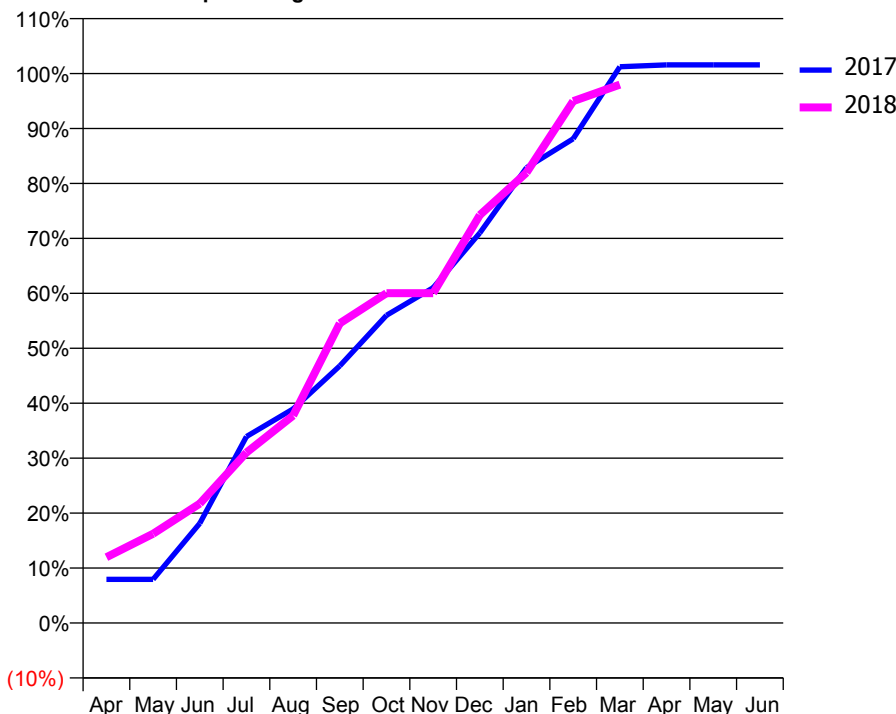
ACCESS*

Patients seen in 24 months	Total	Change since previous quarter
Quarter ending March 2017	512	
Quarter ending June 2017	510	→
Quarter ending September 2017	512	→
Quarter ending December 2017	504	↓
Quarter ending March 2018	486	↓
Variance since March 2017	(5.1%)	↓



ACTIVITY

Cumulative percentage of contracted UDA delivered 2017 & 2018



Adjusted Scheduled Activity (UDA)

Month	2017	2018
April	71	107
May	71	145
June	162	194
July	303	277
August	348	337
September	418	487
October	500	536
November	545	536
December	634	663
January	740	732
February	787	848
March	904	875
April	907	
May	907	
June	907	

QUALITY

	Quantity	Base Number	Contract	AT	Region	England
% of FP17s for the same patient ID Re-attending within 3 months - Children	8	324	2.5%	10.0%	11.5%	11.9%
% of FP17s for the same patient ID Re-attending within 3 months - Adults	0	119	0.0%	15.8%	16.8%	16.0%
% of FP17s for the same patient ID Re-attending between 3 & 9 months - Children	166	324	51.2%	47.3%	47.7%	58.3%
% of FP17s for the same patient ID Re-attending between 3 & 9 months - Adults	30	119	25.2%	37.5%	38.2%	50.3%
% of FP17s for Band 1 Urgent Courses	0	440	0.0%	10.9%	10.6%	9.1%
% of FP17s Relating to Free Repair or Replacements	0	440	0.0%	0.5%	0.6%	0.8%
% of FP17s Relating to Continuations	2	440	0.5%	0.6%	0.8%	1.0%
% of Patients satisfied with the dentistry they have received	0	0	N/A	87.9%	89.3%	91.5%
% of Patients satisfied with the time they had to wait for an appointment	0	0	N/A	83.3%	84.4%	87.9%

* This is based on patients treated on this contract for their most recent course of treatment. Figures in italics indicate the base number of FP17s or Patient Questionnaire responses are less than 100. N/A is shown where the base number of responses is less than 10 during the period. % is calculated as Quantity/Base number*100

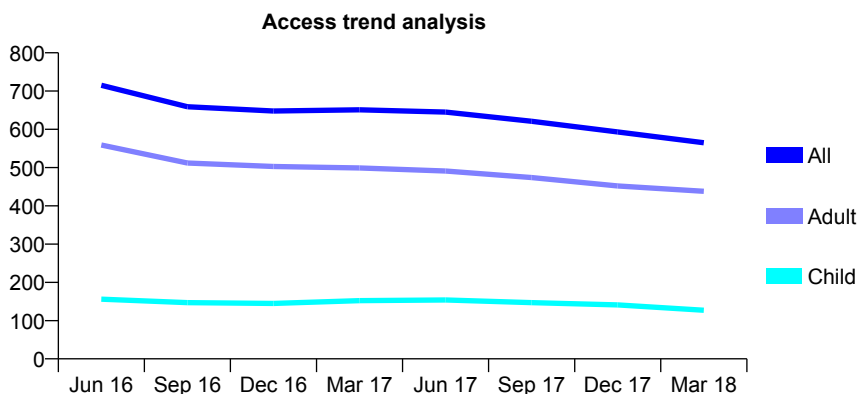
Q62 - Vital Signs At a Glance Contract Report for 675237/0001 - March 2018

Name or company name	MR M FARHANG HAERI
Contract type name	GDS Contract
Purpose of contract	General
Contract start date	01/04/2006
Contract end date	

17/18 Contracted general activity (UDA)	2,365
Carry forward general activity (UDA)	0
17/18 Contracted orthodontic activity (UOA)	0
Carry forward orthodontic activity (UOA)	0
Baseline contract value	£68,238.60

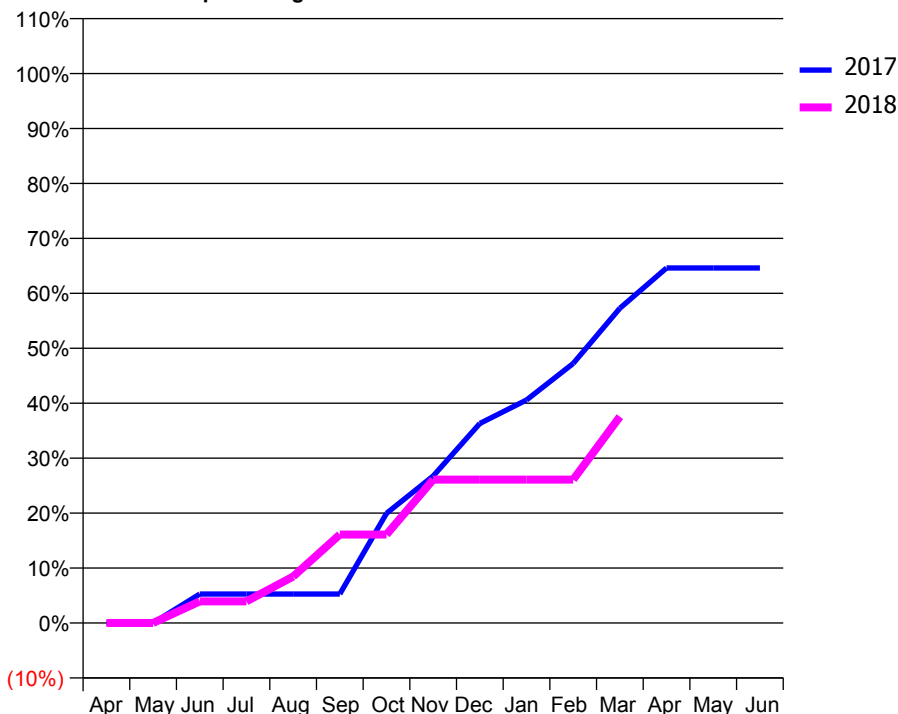
ACCESS*

Patients seen in 24 months	Total	Change since previous quarter
Quarter ending March 2017	651	
Quarter ending June 2017	645	→
Quarter ending September 2017	621	↓
Quarter ending December 2017	593	↓
Quarter ending March 2018	565	↓
Variance since March 2017	(13.2%)	↓



ACTIVITY

Cumulative percentage of contracted UDA delivered 2017 & 2018



Month	Adjusted Scheduled Activity (UDA)	
	2017	2018
April	0	0
May	0	0
June	125	93
July	125	93
August	125	200
September	125	381
October	472	381
November	633	617
December	859	617
January	960	617
February	1,117	617
March	1,355	888
April	1,528	
May	1,528	
June	1,528	

QUALITY

	Quantity	Base Number	Contract	AT	Region	England
% of FP17s for the same patient ID Re-attending within 3 months - Children	1	109	0.9%	10.0%	11.5%	11.9%
% of FP17s for the same patient ID Re-attending within 3 months - Adults	7	311	2.3%	15.8%	16.8%	16.0%
% of FP17s for the same patient ID Re-attending between 3 & 9 months - Children	28	109	25.7%	47.3%	47.7%	58.3%
% of FP17s for the same patient ID Re-attending between 3 & 9 months - Adults	63	311	20.3%	37.5%	38.2%	50.3%
% of FP17s for Band 1 Urgent Courses	0	373	0.0%	10.9%	10.6%	9.1%
% of FP17s Relating to Free Repair or Replacements	0	373	0.0%	0.5%	0.6%	0.8%
% of FP17s Relating to Continuations	0	373	0.0%	0.6%	0.8%	1.0%
% of Patients satisfied with the dentistry they have received	0	0	N/A	87.9%	89.3%	91.5%
% of Patients satisfied with the time they had to wait for an appointment	0	0	N/A	83.3%	84.4%	87.9%

* This is based on patients treated on this contract for their most recent course of treatment. Figures in italics indicate the base number of FP17s or Patient Questionnaire responses are less than 100. N/A is shown where the base number of responses is less than 10 during the period. % is calculated as Quantity/Base number*100

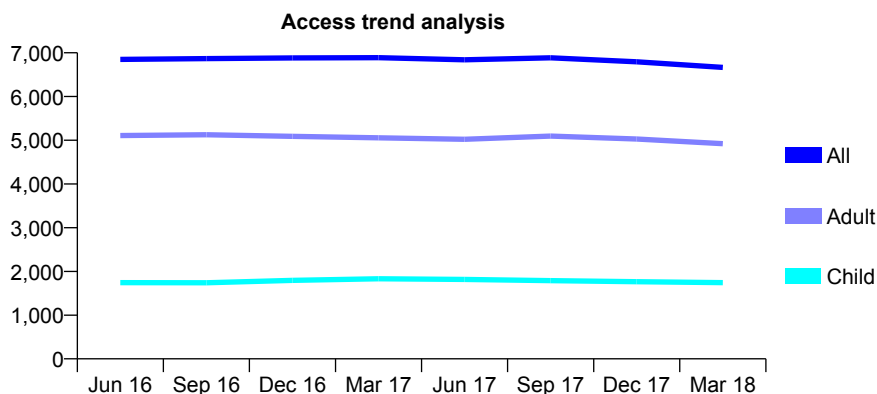
Q62 - Vital Signs At a Glance Contract Report for 676713/0001 - March 2018

Name or company name	MR K KAVIANI
Contract type name	GDS Contract
Purpose of contract	General
Contract start date	01/04/2006
Contract end date	

17/18 Contracted general activity (UDA)	17,508
Carry forward general activity (UDA)	-326
17/18 Contracted orthodontic activity (UOA)	0
Carry forward orthodontic activity (UOA)	0
Baseline contract value	£508,235.23

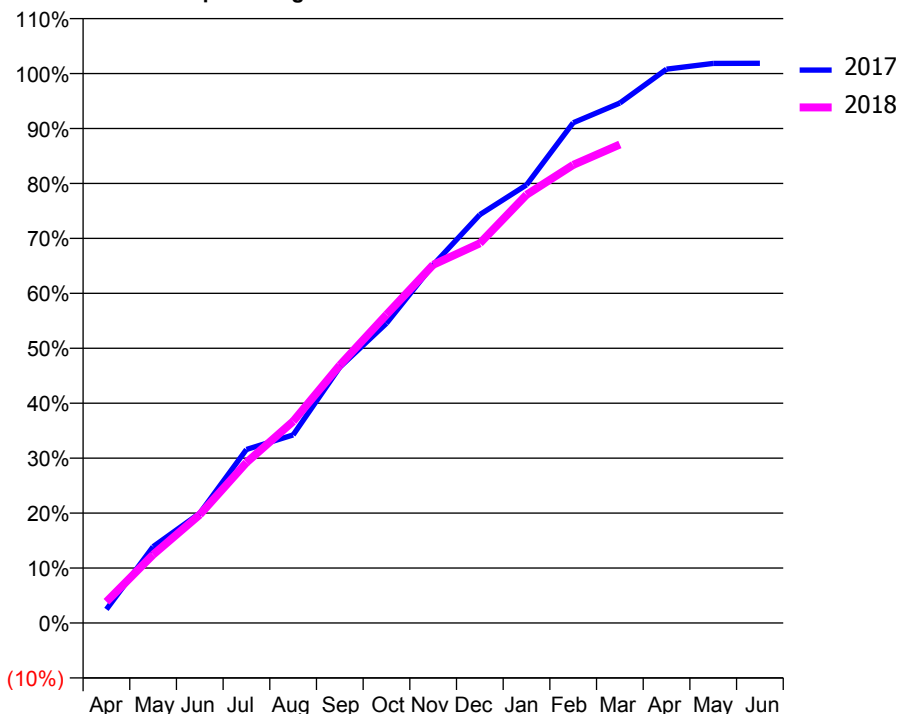
ACCESS*

Patients seen in 24 months	Total	Change since previous quarter
Quarter ending March 2017	6,888	
Quarter ending June 2017	6,839	→
Quarter ending September 2017	6,886	→
Quarter ending December 2017	6,794	↓
Quarter ending March 2018	6,666	↓
Variance since March 2017	(3.2%)	↓



ACTIVITY

Cumulative percentage of contracted UDA delivered 2017 & 2018



Month	Adjusted Scheduled Activity (UDA)	
	2017	2018
April	436	678
May	2,432	2,178
June	3,498	3,451
July	5,530	5,113
August	5,995	6,425
September	8,151	8,214
October	9,550	9,825
November	11,410	11,412
December	13,012	12,099
January	13,961	13,643
February	15,939	14,595
March	16,569	15,247
April	17,648	
May	17,830	
June	17,834	

QUALITY

	Quantity	Base Number	Contract	AT	Region	England
% of FP17s for the same patient ID Re-attending within 3 months - Children	117	1,607	7.3%	10.0%	11.5%	11.9%
% of FP17s for the same patient ID Re-attending within 3 months - Adults	1,048	4,975	21.1%	15.8%	16.8%	16.0%
% of FP17s for the same patient ID Re-attending between 3 & 9 months - Children	481	1,607	29.9%	47.3%	47.7%	58.3%
% of FP17s for the same patient ID Re-attending between 3 & 9 months - Adults	1,391	4,975	28.0%	37.5%	38.2%	50.3%
% of FP17s for Band 1 Urgent Courses	694	5,655	12.3%	10.9%	10.6%	9.1%
% of FP17s Relating to Free Repair or Replacements	83	5,655	1.5%	0.5%	0.6%	0.8%
% of FP17s Relating to Continuations	140	5,655	2.5%	0.6%	0.8%	1.0%
% of Patients satisfied with the dentistry they have received	3	3	N/A	87.9%	89.3%	91.5%
% of Patients satisfied with the time they had to wait for an appointment	3	3	N/A	83.3%	84.4%	87.9%

* This is based on patients treated on this contract for their most recent course of treatment. Figures in italics indicate the base number of FP17s or Patient Questionnaire responses are less than 100. N/A is shown where the base number of responses is less than 10 during the period. % is calculated as Quantity/Base number*100

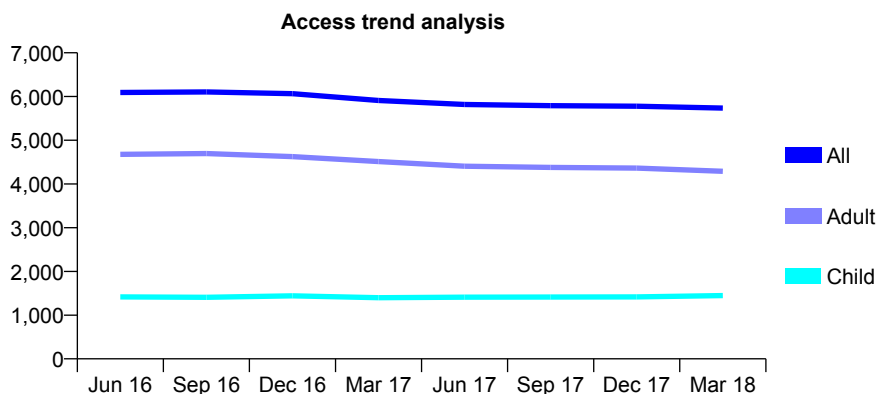
Q62 - Vital Signs At a Glance Contract Report for 676721/0001 - March 2018

Name or company name	MISS AM PATEL
Contract type name	GDS Contract
Purpose of contract	General
Contract start date	01/05/2008
Contract end date	

17/18 Contracted general activity (UDA)	19,880
Carry forward general activity (UDA)	449
17/18 Contracted orthodontic activity (UOA)	0
Carry forward orthodontic activity (UOA)	0
Baseline contract value	£608,228.95

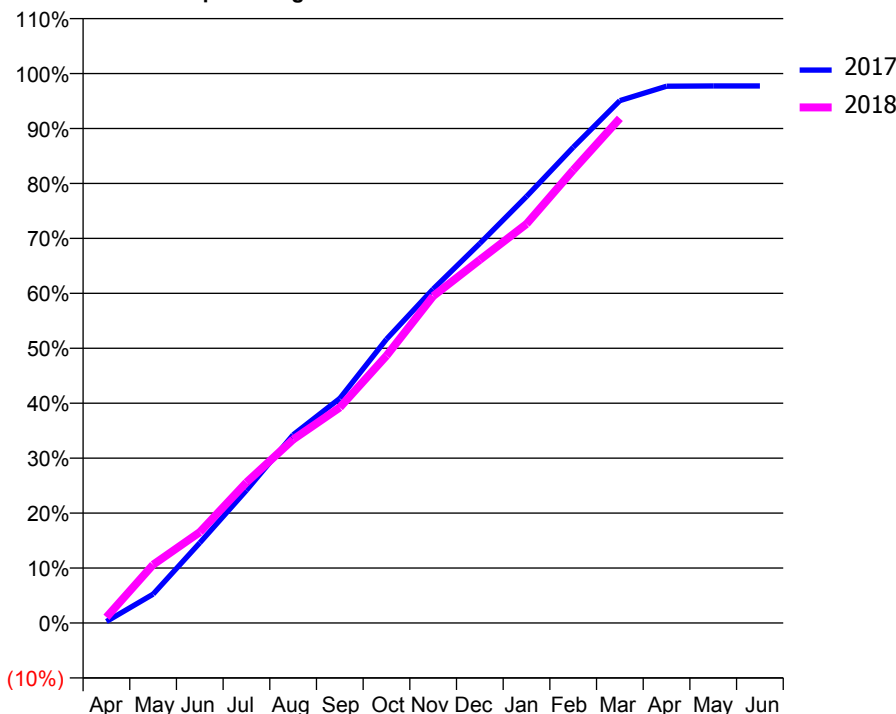
ACCESS*

Patients seen in 24 months	Total	Change since previous quarter
Quarter ending March 2017	5,911	
Quarter ending June 2017	5,817	↓
Quarter ending September 2017	5,791	→
Quarter ending December 2017	5,778	→
Quarter ending March 2018	5,737	→
Variance since March 2017	(2.9%)	↓



ACTIVITY

Cumulative percentage of contracted UDA delivered 2017 & 2018



Month	Adjusted Scheduled Activity (UDA)	
	2017	2018
April	57	210
May	1,043	2,110
June	2,900	3,289
July	4,804	5,089
August	6,808	6,642
September	8,129	7,799
October	10,270	9,668
November	12,082	11,828
December	13,732	13,138
January	15,429	14,438
February	17,210	16,388
March	18,898	18,257
April	19,420	
May	19,427	
June	19,431	

QUALITY

	Quantity	Base Number	Contract	AT	Region	England
% of FP17s for the same patient ID Re-attending within 3 months - Children	102	1,601	6.4%	10.0%	11.5%	11.9%
% of FP17s for the same patient ID Re-attending within 3 months - Adults	643	4,800	13.4%	15.8%	16.8%	16.0%
% of FP17s for the same patient ID Re-attending between 3 & 9 months - Children	598	1,601	37.4%	47.3%	47.7%	58.3%
% of FP17s for the same patient ID Re-attending between 3 & 9 months - Adults	1,996	4,800	41.6%	37.5%	38.2%	50.3%
% of FP17s for Band 1 Urgent Courses	704	6,190	11.4%	10.9%	10.6%	9.1%
% of FP17s Relating to Free Repair or Replacements	16	6,190	0.3%	0.5%	0.6%	0.8%
% of FP17s Relating to Continuations	49	6,190	0.8%	0.6%	0.8%	1.0%
% of Patients satisfied with the dentistry they have received	7	7	N/A	87.9%	89.3%	91.5%
% of Patients satisfied with the time they had to wait for an appointment	7	7	N/A	83.3%	84.4%	87.9%

* This is based on patients treated on this contract for their most recent course of treatment. Figures in italics indicate the base number of FP17s or Patient Questionnaire responses are less than 100. N/A is shown where the base number of responses is less than 10 during the period. % is calculated as Quantity/Base number*100

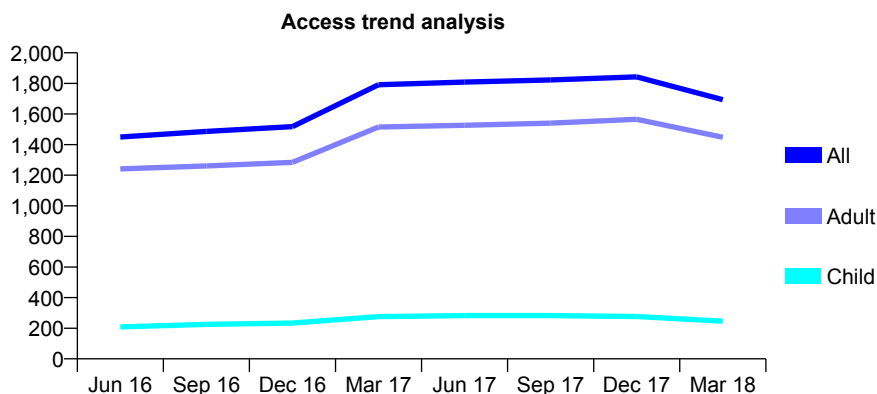
Q62 - Vital Signs At a Glance Contract Report for 677019/0001 - March 2018

Name or company name	Bhavish Thakrar and Jayesh Kotecha
Contract type name	GDS Contract
Purpose of contract	General
Contract start date	01/04/2006
Contract end date	

17/18 Contracted general activity (UDA)	6,359
Carry forward general activity (UDA)	207
17/18 Contracted orthodontic activity (UOA)	0
Carry forward orthodontic activity (UOA)	0
Baseline contract value	£225,091.92

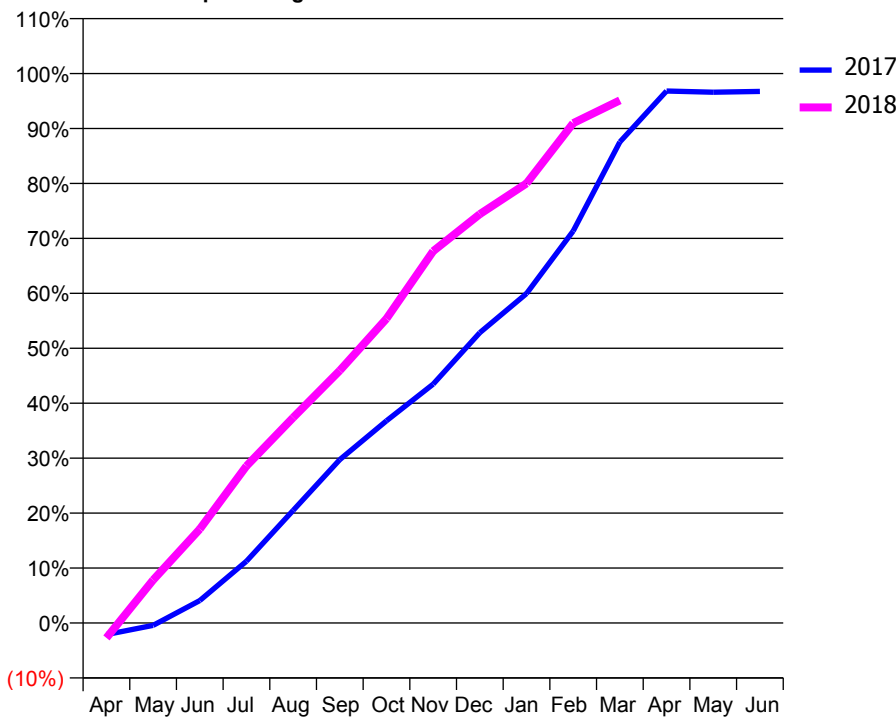
ACCESS*

Patients seen in 24 months	Total	Change since previous quarter
Quarter ending March 2017	1,791	
Quarter ending June 2017	1,809	→
Quarter ending September 2017	1,823	→
Quarter ending December 2017	1,843	→
Quarter ending March 2018	1,694	↓
Variance since March 2017	(5.4%)	↓



ACTIVITY

Cumulative percentage of contracted UDA delivered 2017 & 2018



Month	Adjusted Scheduled Activity (UDA)	
	2017	2018
April	-135	-174
May	-28	498
June	260	1,087
July	716	1,817
August	1,304	2,378
September	1,891	2,922
October	2,339	3,522
November	2,764	4,303
December	3,360	4,732
January	3,813	5,087
February	4,536	5,784
March	5,566	6,049
April	6,156	
May	6,143	
June	6,152	

QUALITY

	Quantity	Base Number	Contract	AT	Region	England
% of FP17s for the same patient ID Re-attending within 3 months - Children	20	278	7.2%	10.0%	11.5%	11.9%
% of FP17s for the same patient ID Re-attending within 3 months - Adults	250	1,545	16.2%	15.8%	16.8%	16.0%
% of FP17s for the same patient ID Re-attending between 3 & 9 months - Children	101	278	36.3%	47.3%	47.7%	58.3%
% of FP17s for the same patient ID Re-attending between 3 & 9 months - Adults	462	1,545	29.9%	37.5%	38.2%	50.3%
% of FP17s for Band 1 Urgent Courses	207	1,675	12.4%	10.9%	10.6%	9.1%
% of FP17s Relating to Free Repair or Replacements	14	1,675	0.8%	0.5%	0.6%	0.8%
% of FP17s Relating to Continuations	14	1,675	0.8%	0.6%	0.8%	1.0%
% of Patients satisfied with the dentistry they have received	3	4	N/A	87.9%	89.3%	91.5%
% of Patients satisfied with the time they had to wait for an appointment	3	4	N/A	83.3%	84.4%	87.9%

* This is based on patients treated on this contract for their most recent course of treatment. Figures in italics indicate the base number of FP17s or Patient Questionnaire responses are less than 100. N/A is shown where the base number of responses is less than 10 during the period. % is calculated as Quantity/Base number*100

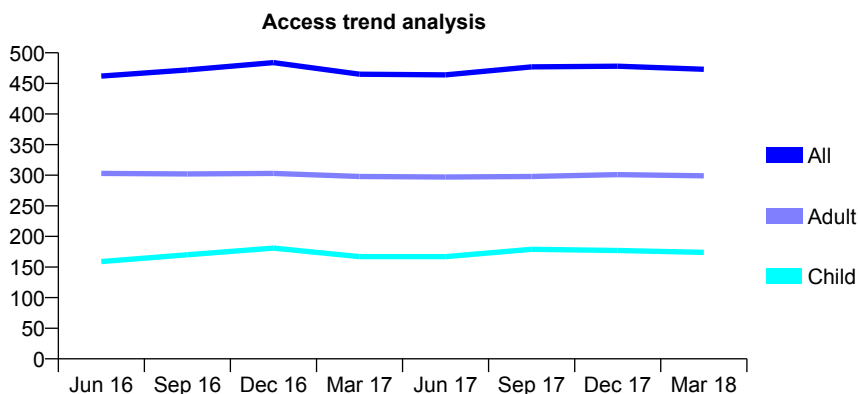
Q62 - Vital Signs At a Glance Contract Report for 678635/0001 - March 2018

Name or company name	Zabihi and Partners
Contract type name	GDS Contract
Purpose of contract	General
Contract start date	01/04/2006
Contract end date	

17/18 Contracted general activity (UDA)	1,263
Carry forward general activity (UDA)	-25
17/18 Contracted orthodontic activity (UOA)	0
Carry forward orthodontic activity (UOA)	0
Baseline contract value	£31,451.02

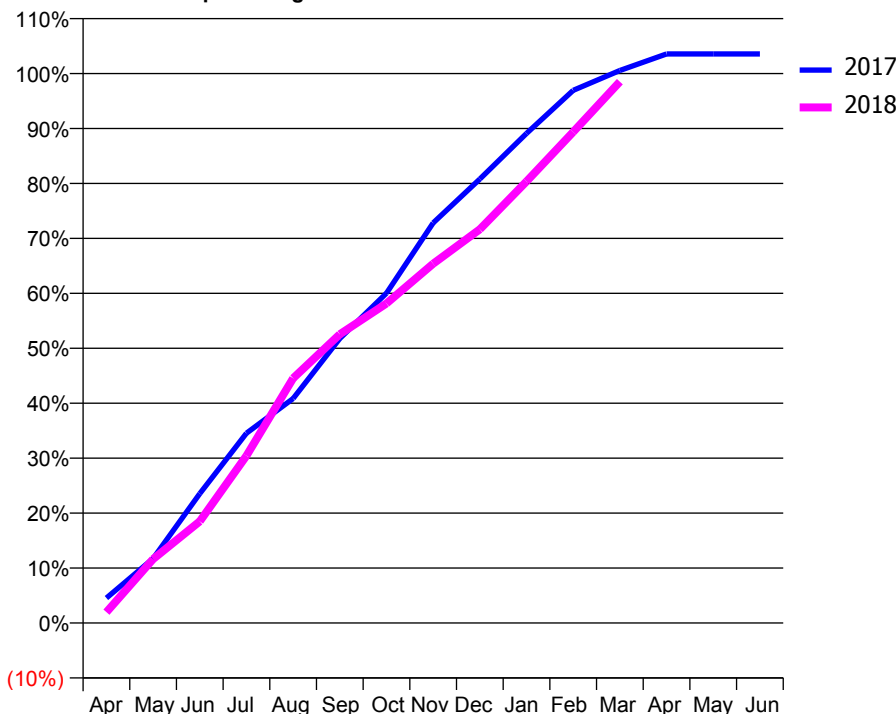
ACCESS*

Patients seen in 24 months	Total	Change since previous quarter
Quarter ending March 2017	465	
Quarter ending June 2017	464	→
Quarter ending September 2017	477	↑
Quarter ending December 2017	478	→
Quarter ending March 2018	473	↓
Variance since March 2017	1.7%	→



ACTIVITY

Cumulative percentage of contracted UDA delivered 2017 & 2018



Month	Adjusted Scheduled Activity (UDA)	
	2017	2018
April	57	25
May	148	147
June	297	234
July	436	385
August	516	563
September	654	664
October	758	734
November	920	826
December	1,021	905
January	1,125	1,015
February	1,224	1,129
March	1,270	1,244
April	1,308	
May	1,308	
June	1,308	

QUALITY

	Quantity	Base Number	Contract	AT	Region	England
% of FP17s for the same patient ID Re-attending within 3 months - Children	30	275	10.9%	10.0%	11.5%	11.9%
% of FP17s for the same patient ID Re-attending within 3 months - Adults	92	418	22.0%	15.8%	16.8%	16.0%
% of FP17s for the same patient ID Re-attending between 3 & 9 months - Children	159	275	57.8%	47.3%	47.7%	58.3%
% of FP17s for the same patient ID Re-attending between 3 & 9 months - Adults	169	418	40.4%	37.5%	38.2%	50.3%
% of FP17s for Band 1 Urgent Courses	51	664	7.7%	10.9%	10.6%	9.1%
% of FP17s Relating to Free Repair or Replacements	3	664	0.5%	0.5%	0.6%	0.8%
% of FP17s Relating to Continuations	14	664	2.1%	0.6%	0.8%	1.0%
% of Patients satisfied with the dentistry they have received	1	1	N/A	87.9%	89.3%	91.5%
% of Patients satisfied with the time they had to wait for an appointment	1	1	N/A	83.3%	84.4%	87.9%

* This is based on patients treated on this contract for their most recent course of treatment. Figures in italics indicate the base number of FP17s or Patient Questionnaire responses are less than 100. N/A is shown where the base number of responses is less than 10 during the period. % is calculated as Quantity/Base number*100

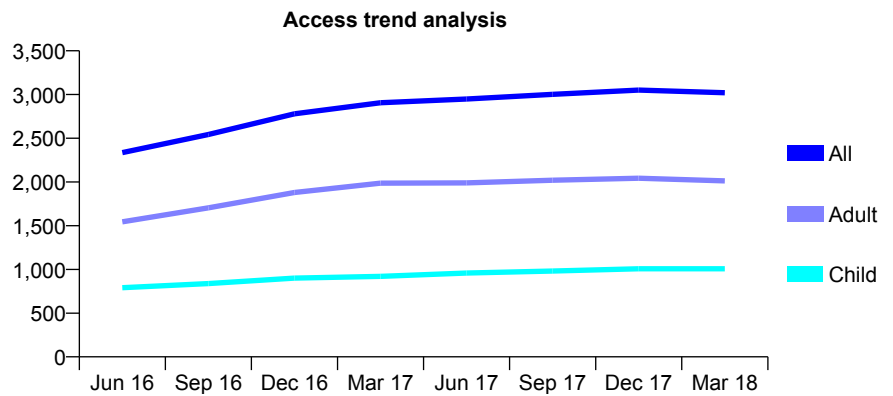
Q62 - Vital Signs At a Glance Contract Report for 679259/0001 - March 2018

Name or company name	MISS S MOVAHEDI
Contract type name	GDS Contract
Purpose of contract	General
Contract start date	01/02/2015
Contract end date	

17/18 Contracted general activity (UDA)	5,094
Carry forward general activity (UDA)	-102
17/18 Contracted orthodontic activity (UOA)	0
Carry forward orthodontic activity (UOA)	0
Baseline contract value	£173,256.46

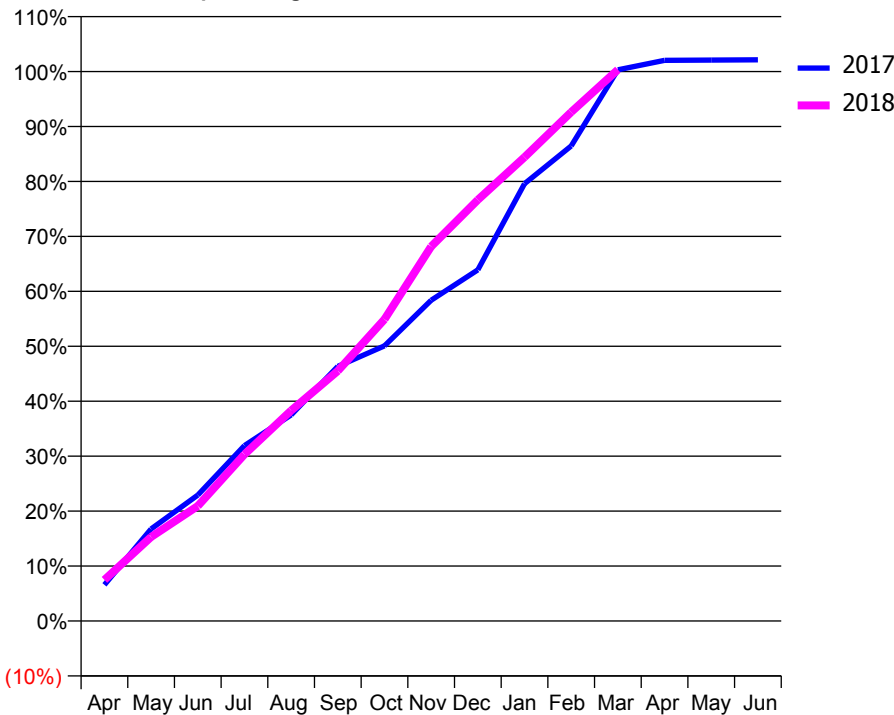
ACCESS*

Patients seen in 24 months	Total	Change since previous quarter
Quarter ending March 2017	2,906	
Quarter ending June 2017	2,948	→
Quarter ending September 2017	3,002	→
Quarter ending December 2017	3,051	→
Quarter ending March 2018	3,020	↓
Variance since March 2017	3.9%	↑



ACTIVITY

Cumulative percentage of contracted UDA delivered 2017 & 2018



Month	Adjusted Scheduled Activity (UDA)	
	2017	2018
April	336	382
May	853	779
June	1,167	1,067
July	1,626	1,544
August	1,910	1,951
September	2,360	2,319
October	2,551	2,797
November	2,974	3,471
December	3,255	3,904
January	4,054	4,300
February	4,404	4,718
March	5,109	5,111
April	5,197	
May	5,200	
June	5,202	

QUALITY

	Quantity	Base Number	Contract	AT	Region	England
% of FP17s for the same patient ID Re-attending within 3 months - Children	114	1,245	9.2%	10.0%	11.5%	11.9%
% of FP17s for the same patient ID Re-attending within 3 months - Adults	311	2,067	15.0%	15.8%	16.8%	16.0%
% of FP17s for the same patient ID Re-attending between 3 & 9 months - Children	530	1,245	42.6%	47.3%	47.7%	58.3%
% of FP17s for the same patient ID Re-attending between 3 & 9 months - Adults	692	2,067	33.5%	37.5%	38.2%	50.3%
% of FP17s for Band 1 Urgent Courses	312	2,538	12.3%	10.9%	10.6%	9.1%
% of FP17s Relating to Free Repair or Replacements	3	2,538	0.1%	0.5%	0.6%	0.8%
% of FP17s Relating to Continuations	14	2,538	0.6%	0.6%	0.8%	1.0%
% of Patients satisfied with the dentistry they have received	1	1	N/A	87.9%	89.3%	91.5%
% of Patients satisfied with the time they had to wait for an appointment	1	1	N/A	83.3%	84.4%	87.9%

* This is based on patients treated on this contract for their most recent course of treatment. Figures in italics indicate the base number of FP17s or Patient Questionnaire responses are less than 100. N/A is shown where the base number of responses is less than 10 during the period. % is calculated as Quantity/Base number*100

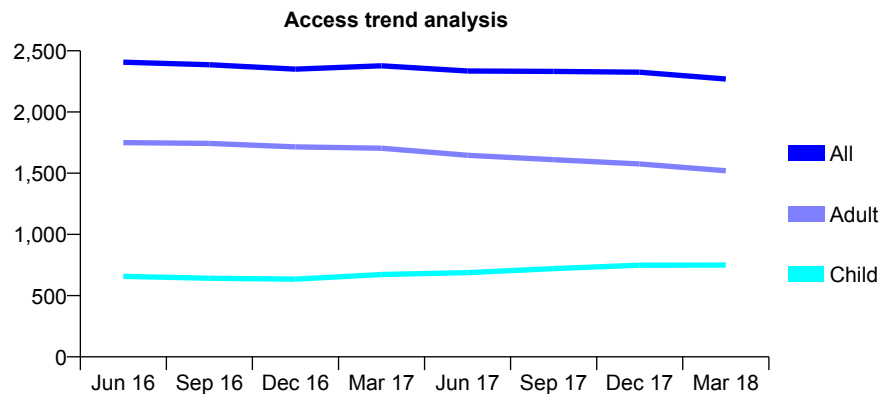
Q62 - Vital Signs At a Glance Contract Report for 679569/0001 - March 2018

Name or company name	MR A AGHABABAEI-KACHOU EI
Contract type name	GDS Contract
Purpose of contract	General
Contract start date	01/04/2006
Contract end date	

17/18 Contracted general activity (UDA)	7,475
Carry forward general activity (UDA)	461
17/18 Contracted orthodontic activity (UOA)	0
Carry forward orthodontic activity (UOA)	0
Baseline contract value	£279,022.78

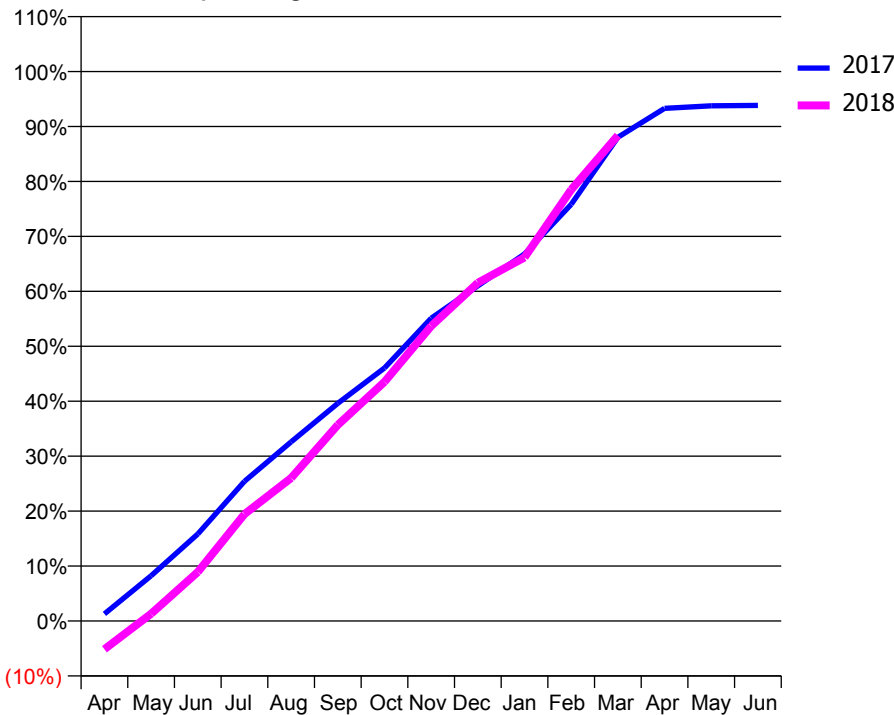
ACCESS*

Patients seen in 24 months	Total	Change since previous quarter
Quarter ending March 2017	2,377	
Quarter ending June 2017	2,335	↓
Quarter ending September 2017	2,332	→
Quarter ending December 2017	2,325	→
Quarter ending March 2018	2,270	↓
Variance since March 2017	(4.5%)	↓



ACTIVITY

Cumulative percentage of contracted UDA delivered 2017 & 2018



Month	Adjusted Scheduled Activity (UDA)	
	2017	2018
April	98	-386
May	615	99
June	1,184	667
July	1,901	1,453
August	2,437	1,945
September	2,961	2,667
October	3,442	3,253
November	4,118	4,012
December	4,560	4,600
January	4,992	4,945
February	5,667	5,867
March	6,580	6,605
April	6,975	
May	7,008	
June	7,014	

QUALITY

	Quantity	Base Number	Contract	AT	Region	England
% of FP17s for the same patient ID Re-attending within 3 months - Children	63	938	6.7%	10.0%	11.5%	11.9%
% of FP17s for the same patient ID Re-attending within 3 months - Adults	117	1,297	9.0%	15.8%	16.8%	16.0%
% of FP17s for the same patient ID Re-attending between 3 & 9 months - Children	368	938	39.2%	47.3%	47.7%	58.3%
% of FP17s for the same patient ID Re-attending between 3 & 9 months - Adults	348	1,297	26.8%	37.5%	38.2%	50.3%
% of FP17s for Band 1 Urgent Courses	156	2,111	7.4%	10.9%	10.6%	9.1%
% of FP17s Relating to Free Repair or Replacements	0	2,111	0.0%	0.5%	0.6%	0.8%
% of FP17s Relating to Continuations	12	2,111	0.6%	0.6%	0.8%	1.0%
% of Patients satisfied with the dentistry they have received	0	0	N/A	87.9%	89.3%	91.5%
% of Patients satisfied with the time they had to wait for an appointment	0	0	N/A	83.3%	84.4%	87.9%

* This is based on patients treated on this contract for their most recent course of treatment. Figures in italics indicate the base number of FP17s or Patient Questionnaire responses are less than 100. N/A is shown where the base number of responses is less than 10 during the period. % is calculated as Quantity/Base number*100

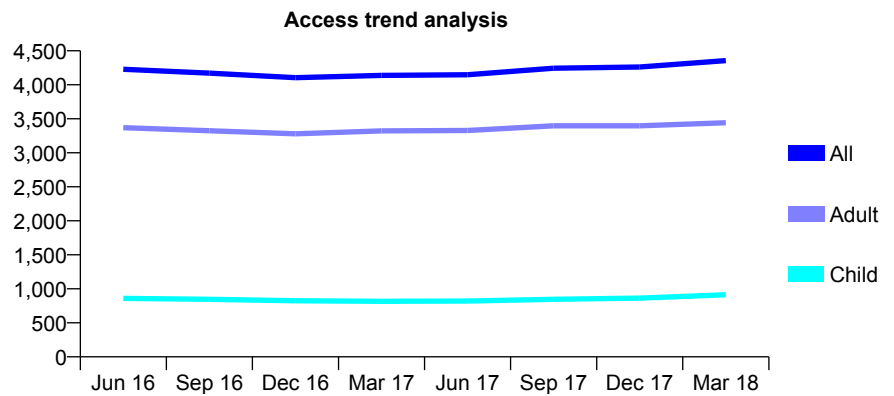
Q62 - Vital Signs At a Glance Contract Report for 686166/0001 - March 2018

Name or company name	MR R BAREZ
Contract type name	GDS Contract
Purpose of contract	General
Contract start date	01/12/2009
Contract end date	

17/18 Contracted general activity (UDA)	13,132
Carry forward general activity (UDA)	0
17/18 Contracted orthodontic activity (UOA)	0
Carry forward orthodontic activity (UOA)	0
Baseline contract value	£296,395.34

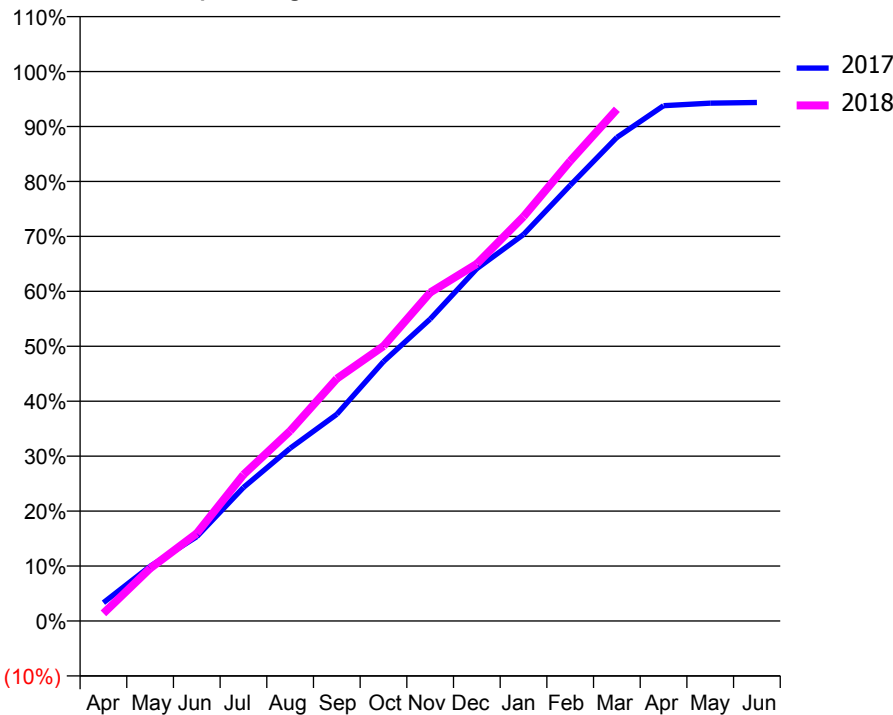
ACCESS*

Patients seen in 24 months	Total	Change since previous quarter
Quarter ending March 2017	4,138	
Quarter ending June 2017	4,148	→
Quarter ending September 2017	4,244	↑
Quarter ending December 2017	4,261	→
Quarter ending March 2018	4,355	↑
Variance since March 2017	5.2%	↑



ACTIVITY

Cumulative percentage of contracted UDA delivered 2017 & 2018



Month	Adjusted Scheduled Activity (UDA)	
	2017	2018
April	438	183
May	1,307	1,257
June	2,017	2,095
July	3,192	3,496
August	4,127	4,543
September	4,942	5,793
October	6,199	6,570
November	7,215	7,851
December	8,420	8,536
January	9,237	9,664
February	10,414	10,994
March	11,558	12,230
April	12,314	
May	12,377	
June	12,392	

QUALITY

	Quantity	Base Number	Contract	AT	Region	England
% of FP17s for the same patient ID Re-attending within 3 months - Children	90	1,343	6.7%	10.0%	11.5%	11.9%
% of FP17s for the same patient ID Re-attending within 3 months - Adults	595	4,600	12.9%	15.8%	16.8%	16.0%
% of FP17s for the same patient ID Re-attending between 3 & 9 months - Children	714	1,343	53.2%	47.3%	47.7%	58.3%
% of FP17s for the same patient ID Re-attending between 3 & 9 months - Adults	2,372	4,600	51.6%	37.5%	38.2%	50.3%
% of FP17s for Band 1 Urgent Courses	630	5,627	11.2%	10.9%	10.6%	9.1%
% of FP17s Relating to Free Repair or Replacements	43	5,627	0.8%	0.5%	0.6%	0.8%
% of FP17s Relating to Continuations	55	5,627	1.0%	0.6%	0.8%	1.0%
% of Patients satisfied with the dentistry they have received	5	5	N/A	87.9%	89.3%	91.5%
% of Patients satisfied with the time they had to wait for an appointment	5	5	N/A	83.3%	84.4%	87.9%

* This is based on patients treated on this contract for their most recent course of treatment. Figures in italics indicate the base number of FP17s or Patient Questionnaire responses are less than 100. N/A is shown where the base number of responses is less than 10 during the period. % is calculated as Quantity/Base number*100

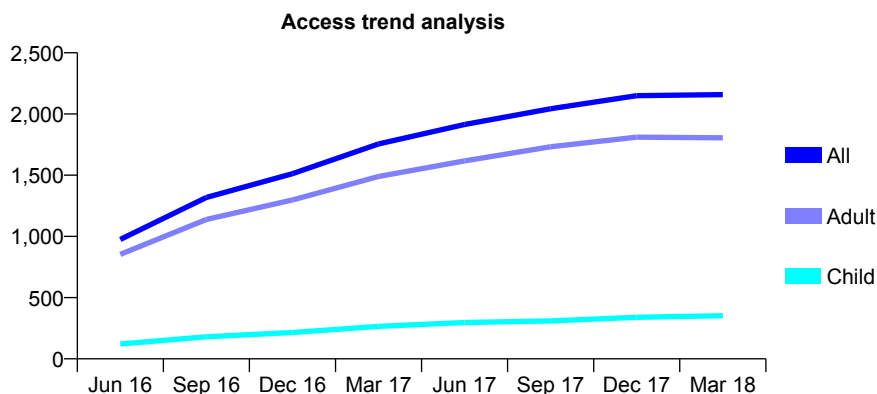
Q62 - Vital Signs At a Glance Contract Report for 686166/0002 - March 2018

Name or company name	MR R BAREZ
Contract type name	GDS Contract
Purpose of contract	General
Contract start date	01/12/2015
Contract end date	

17/18 Contracted general activity (UDA)	5,771
Carry forward general activity (UDA)	75
17/18 Contracted orthodontic activity (UOA)	0
Carry forward orthodontic activity (UOA)	0
Baseline contract value	£171,284.16

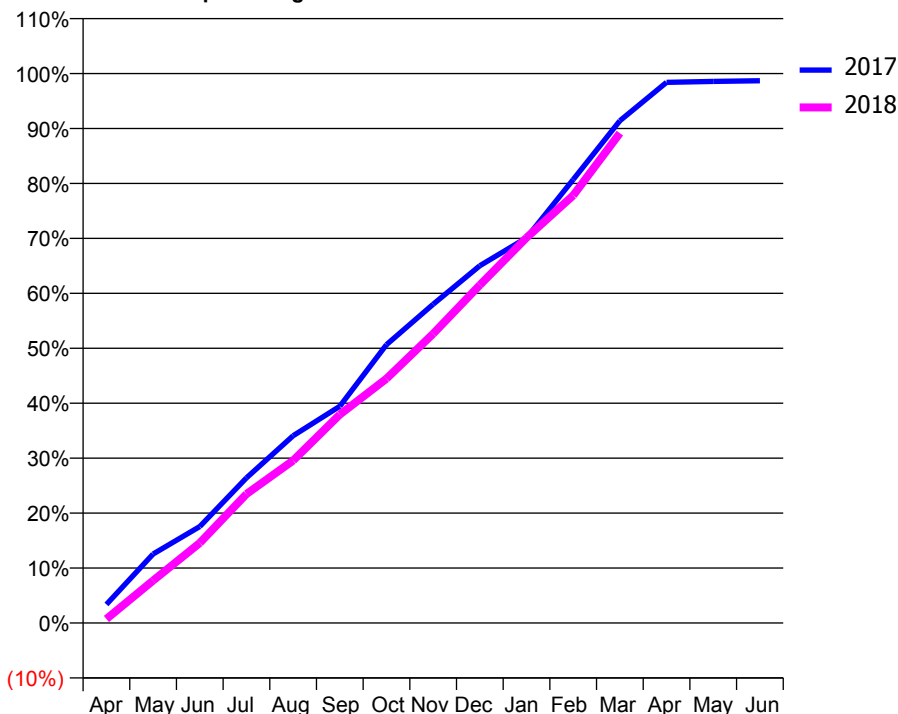
ACCESS*

Patients seen in 24 months	Total	Change since previous quarter
Quarter ending March 2017	1,755	
Quarter ending June 2017	1,914	↑
Quarter ending September 2017	2,043	↑
Quarter ending December 2017	2,150	↑
Quarter ending March 2018	2,158	→
Variance since March 2017	23.0%	↑



ACTIVITY

Cumulative percentage of contracted UDA delivered 2017 & 2018



Adjusted Scheduled Activity (UDA)

Month	2017	2018
April	195	43
May	725	446
June	1,013	841
July	1,524	1,355
August	1,967	1,707
September	2,276	2,190
October	2,923	2,567
November	3,348	3,038
December	3,753	3,550
January	4,045	4,047
February	4,657	4,490
March	5,275	5,144
April	5,679	
May	5,689	
June	5,696	

QUALITY

	Quantity	Base Number	Contract	AT	Region	England
% of FP17s for the same patient ID Re-attending within 3 months - Children	51	472	10.8%	10.0%	11.5%	11.9%
% of FP17s for the same patient ID Re-attending within 3 months - Adults	397	2,273	17.5%	15.8%	16.8%	16.0%
% of FP17s for the same patient ID Re-attending between 3 & 9 months - Children	197	472	41.7%	47.3%	47.7%	58.3%
% of FP17s for the same patient ID Re-attending between 3 & 9 months - Adults	880	2,273	38.7%	37.5%	38.2%	50.3%
% of FP17s for Band 1 Urgent Courses	362	2,557	14.2%	10.9%	10.6%	9.1%
% of FP17s Relating to Free Repair or Replacements	18	2,557	0.7%	0.5%	0.6%	0.8%
% of FP17s Relating to Continuations	49	2,557	1.9%	0.6%	0.8%	1.0%
% of Patients satisfied with the dentistry they have received	2	2	N/A	87.9%	89.3%	91.5%
% of Patients satisfied with the time they had to wait for an appointment	2	2	N/A	83.3%	84.4%	87.9%

* This is based on patients treated on this contract for their most recent course of treatment. Figures in italics indicate the base number of FP17s or Patient Questionnaire responses are less than 100. N/A is shown where the base number of responses is less than 10 during the period. % is calculated as Quantity/Base number*100

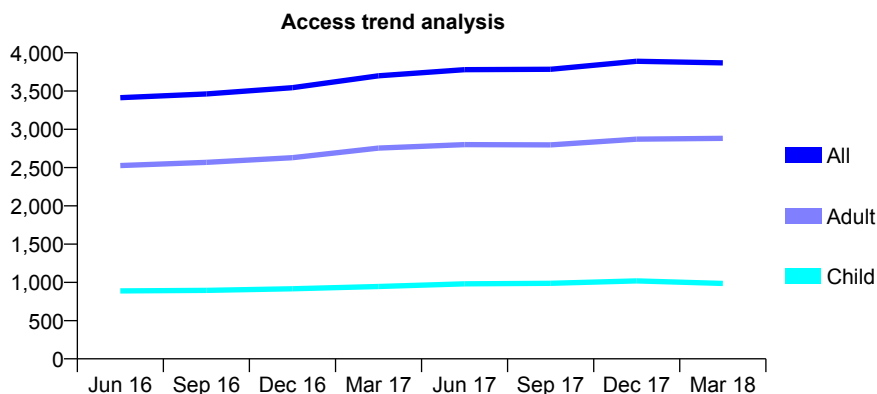
Q62 - Vital Signs At a Glance Contract Report for 691070/0001 - March 2018

Name or company name	MR H EZZATI-NIK
Contract type name	GDS Contract
Purpose of contract	General
Contract start date	31/10/2008
Contract end date	

17/18 Contracted general activity (UDA)	11,718
Carry forward general activity (UDA)	-117
17/18 Contracted orthodontic activity (UOA)	0
Carry forward orthodontic activity (UOA)	0
Baseline contract value	£323,341.04

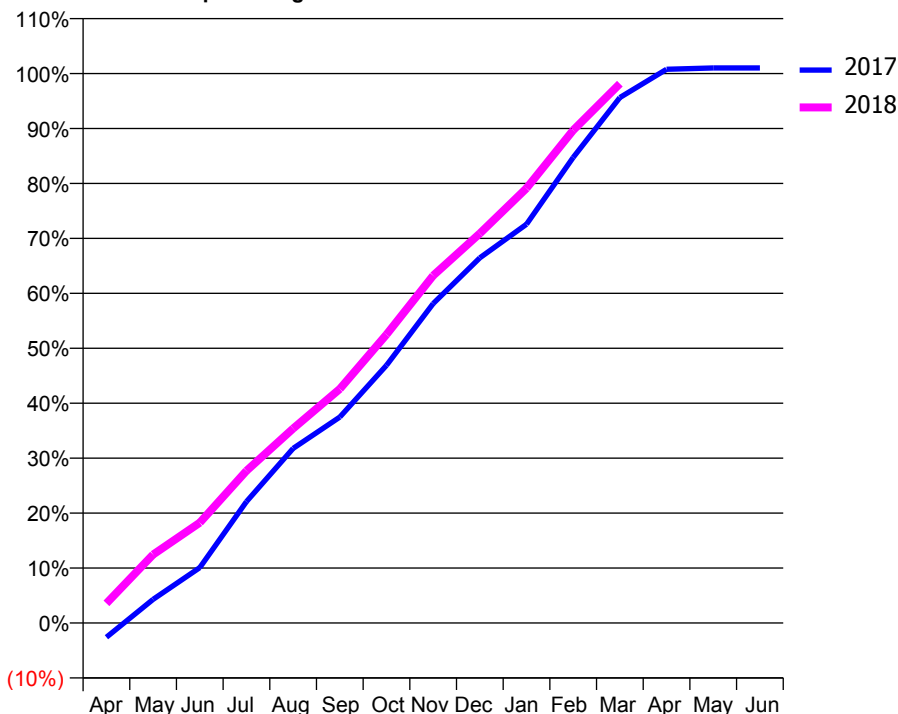
ACCESS*

Patients seen in 24 months	Total	Change since previous quarter
Quarter ending March 2017	3,700	
Quarter ending June 2017	3,780	↑
Quarter ending September 2017	3,784	→
Quarter ending December 2017	3,890	↑
Quarter ending March 2018	3,868	→
Variance since March 2017	4.5%	↑



ACTIVITY

Cumulative percentage of contracted UDA delivered 2017 & 2018



Month	Adjusted Scheduled Activity (UDA)	
	2017	2018
April	-306	419
May	504	1,459
June	1,182	2,140
July	2,589	3,247
August	3,723	4,149
September	4,391	4,991
October	5,495	6,153
November	6,811	7,410
December	7,787	8,308
January	8,503	9,273
February	9,928	10,510
March	11,204	11,502
April	11,808	
May	11,835	
June	11,835	

QUALITY

	Quantity	Base Number	Contract	AT	Region	England
% of FP17s for the same patient ID Re-attending within 3 months - Children	43	1,145	3.8%	10.0%	11.5%	11.9%
% of FP17s for the same patient ID Re-attending within 3 months - Adults	245	2,894	8.5%	15.8%	16.8%	16.0%
% of FP17s for the same patient ID Re-attending between 3 & 9 months - Children	495	1,145	43.2%	47.3%	47.7%	58.3%
% of FP17s for the same patient ID Re-attending between 3 & 9 months - Adults	1,073	2,894	37.1%	37.5%	38.2%	50.3%
% of FP17s for Band 1 Urgent Courses	171	3,853	4.4%	10.9%	10.6%	9.1%
% of FP17s Relating to Free Repair or Replacements	5	3,853	0.1%	0.5%	0.6%	0.8%
% of FP17s Relating to Continuations	0	3,853	0.0%	0.6%	0.8%	1.0%
% of Patients satisfied with the dentistry they have received	2	2	N/A	87.9%	89.3%	91.5%
% of Patients satisfied with the time they had to wait for an appointment	2	2	N/A	83.3%	84.4%	87.9%

* This is based on patients treated on this contract for their most recent course of treatment. Figures in italics indicate the base number of FP17s or Patient Questionnaire responses are less than 100. N/A is shown where the base number of responses is less than 10 during the period. % is calculated as Quantity/Base number*100

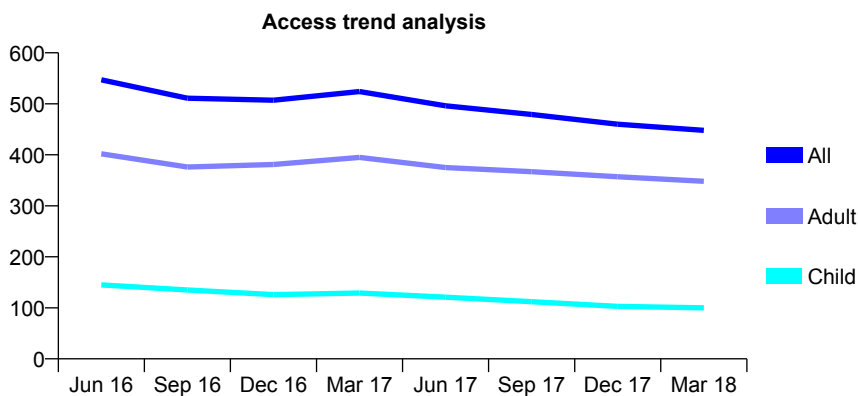
Q62 - Vital Signs At a Glance Contract Report for 692301/0001 - March 2018

Name or company name	MR A VUCETIC
Contract type name	GDS Contract
Purpose of contract	General
Contract start date	01/06/2008
Contract end date	

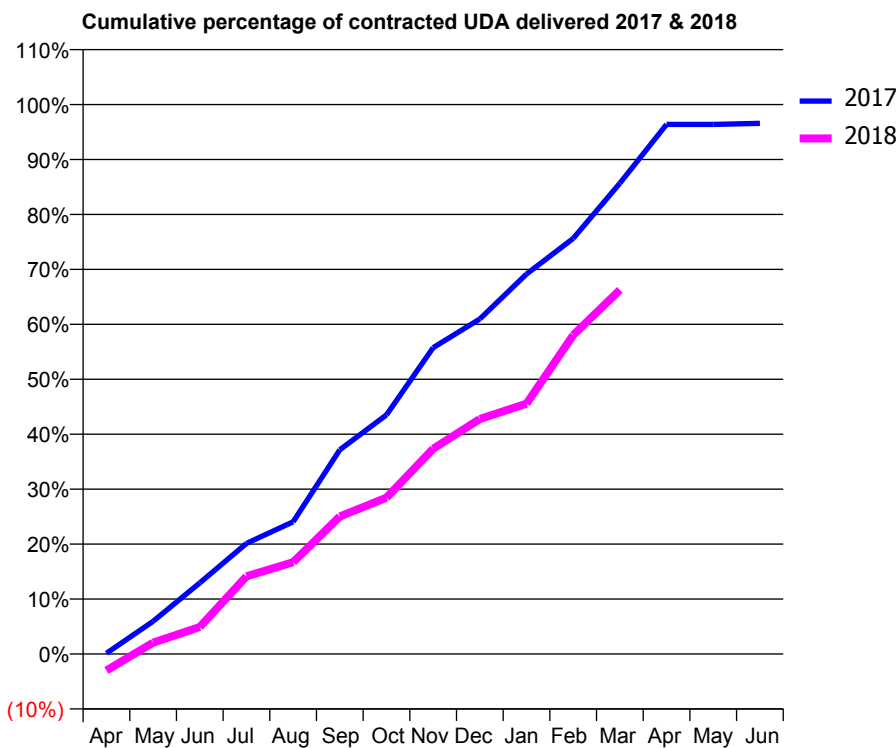
17/18 Contracted general activity (UDA)	1,525
Carry forward general activity (UDA)	52
17/18 Contracted orthodontic activity (UOA)	0
Carry forward orthodontic activity (UOA)	0
Baseline contract value	£43,248.53

ACCESS*

Patients seen in 24 months	Total	Change since previous quarter
Quarter ending March 2017	524	
Quarter ending June 2017	496	↓
Quarter ending September 2017	479	↓
Quarter ending December 2017	460	↓
Quarter ending March 2018	448	↓
Variance since March 2017	(14.5%)	↓



ACTIVITY



Month	Adjusted Scheduled Activity (UDA)	
	2017	2018
April	2	-46
May	91	32
June	198	75
July	307	216
August	367	255
September	567	382
October	664	434
November	850	570
December	930	652
January	1,055	695
February	1,153	885
March	1,307	1,011
April	1,470	
May	1,470	
June	1,473	

QUALITY

	Quantity	Base Number	Contract	AT	Region	England
% of FP17s for the same patient ID Re-attending within 3 months - Children	14	100	14.0%	10.0%	11.5%	11.9%
% of FP17s for the same patient ID Re-attending within 3 months - Adults	45	326	13.8%	15.8%	16.8%	16.0%
% of FP17s for the same patient ID Re-attending between 3 & 9 months - Children	19	100	19.0%	47.3%	47.7%	58.3%
% of FP17s for the same patient ID Re-attending between 3 & 9 months - Adults	105	326	32.2%	37.5%	38.2%	50.3%
% of FP17s for Band 1 Urgent Courses	28	383	7.3%	10.9%	10.6%	9.1%
% of FP17s Relating to Free Repair or Replacements	6	383	1.6%	0.5%	0.6%	0.8%
% of FP17s Relating to Continuations	2	383	0.5%	0.6%	0.8%	1.0%
% of Patients satisfied with the dentistry they have received	0	0	N/A	87.9%	89.3%	91.5%
% of Patients satisfied with the time they had to wait for an appointment	0	0	N/A	83.3%	84.4%	87.9%

* This is based on patients treated on this contract for their most recent course of treatment. Figures in italics indicate the base number of FP17s or Patient Questionnaire responses are less than 100. N/A is shown where the base number of responses is less than 10 during the period. % is calculated as Quantity/Base number*100

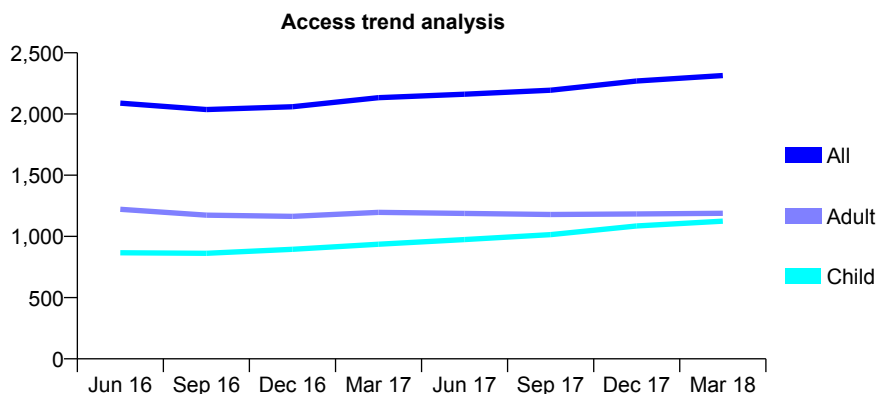
Q62 - Vital Signs At a Glance Contract Report for 695491/0001 - March 2018

Name or company name	MR S KALIRAI
Contract type name	GDS Contract
Purpose of contract	General
Contract start date	21/05/2009
Contract end date	

17/18 Contracted general activity (UDA)	7,599
Carry forward general activity (UDA)	341
17/18 Contracted orthodontic activity (UOA)	0
Carry forward orthodontic activity (UOA)	0
Baseline contract value	£218,170.83

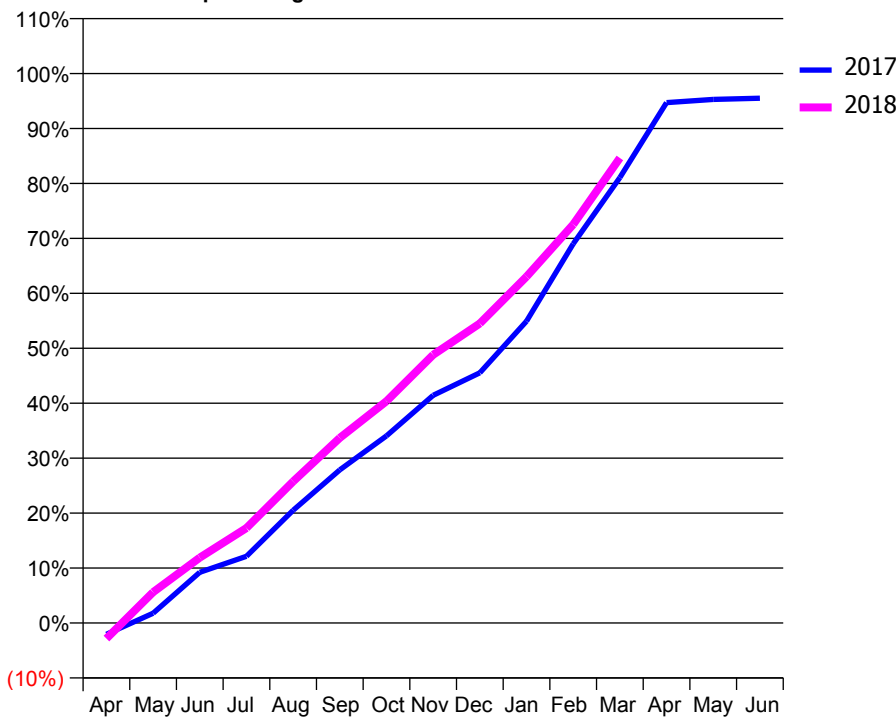
ACCESS*

Patients seen in 24 months	Total	Change since previous quarter
Quarter ending March 2017	2,133	
Quarter ending June 2017	2,162	→
Quarter ending September 2017	2,194	→
Quarter ending December 2017	2,270	↑
Quarter ending March 2018	2,314	→
Variance since March 2017	8.5%	↑



ACTIVITY

Cumulative percentage of contracted UDA delivered 2017 & 2018



Adjusted Scheduled Activity (UDA)

Month	2017	2018
April	-158	-216
May	136	426
June	702	904
July	923	1,314
August	1,559	1,958
September	2,118	2,560
October	2,587	3,068
November	3,148	3,710
December	3,459	4,142
January	4,174	4,789
February	5,243	5,511
March	6,160	6,431
April	7,196	
May	7,240	
June	7,257	

QUALITY

	Quantity	Base Number	Contract	AT	Region	England
% of FP17s for the same patient ID Re-attending within 3 months - Children	195	2,075	9.4%	10.0%	11.5%	11.9%
% of FP17s for the same patient ID Re-attending within 3 months - Adults	303	1,657	18.3%	15.8%	16.8%	16.0%
% of FP17s for the same patient ID Re-attending between 3 & 9 months - Children	1,231	2,075	59.3%	47.3%	47.7%	58.3%
% of FP17s for the same patient ID Re-attending between 3 & 9 months - Adults	825	1,657	49.8%	37.5%	38.2%	50.3%
% of FP17s for Band 1 Urgent Courses	268	3,025	8.9%	10.9%	10.6%	9.1%
% of FP17s Relating to Free Repair or Replacements	25	3,025	0.8%	0.5%	0.6%	0.8%
% of FP17s Relating to Continuations	26	3,025	0.9%	0.6%	0.8%	1.0%
% of Patients satisfied with the dentistry they have received	6	6	N/A	87.9%	89.3%	91.5%
% of Patients satisfied with the time they had to wait for an appointment	6	6	N/A	83.3%	84.4%	87.9%

* This is based on patients treated on this contract for their most recent course of treatment. Figures in italics indicate the base number of FP17s or Patient Questionnaire responses are less than 100. N/A is shown where the base number of responses is less than 10 during the period. % is calculated as Quantity/Base number*100

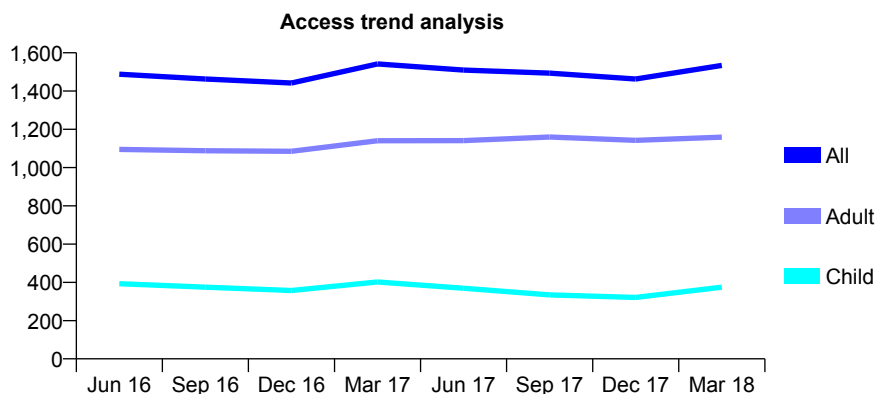
Q62 - Vital Signs At a Glance Contract Report for 725897/0001 - March 2018

Name or company name	MR PU SHAH
Contract type name	GDS Contract
Purpose of contract	General
Contract start date	01/04/2006
Contract end date	

17/18 Contracted general activity (UDA)	6,244
Carry forward general activity (UDA)	-123
17/18 Contracted orthodontic activity (UOA)	0
Carry forward orthodontic activity (UOA)	0
Baseline contract value	£177,835.21

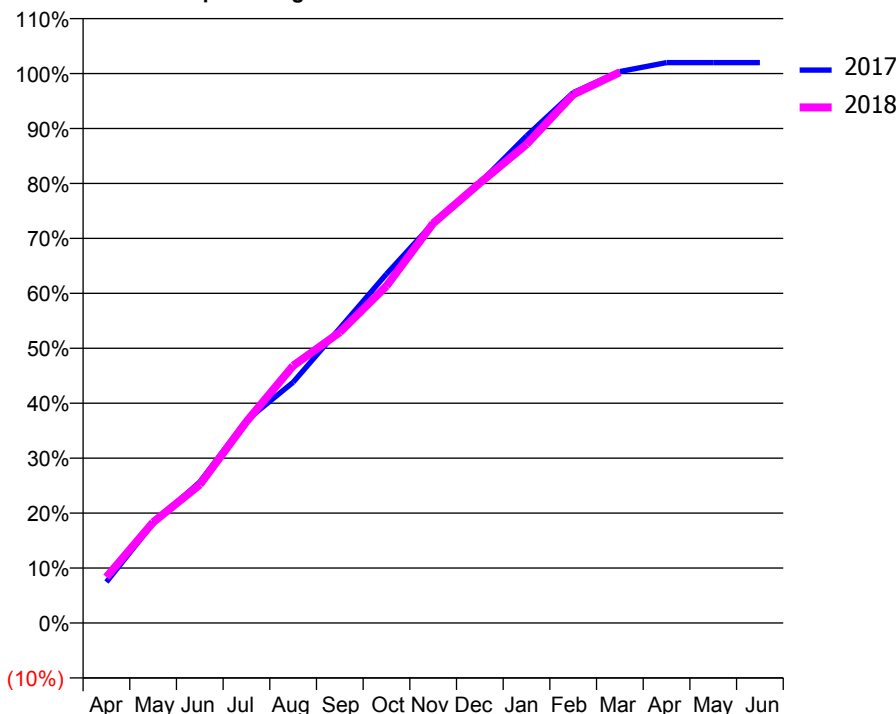
ACCESS*

Patients seen in 24 months	Total	Change since previous quarter
Quarter ending March 2017	1,542	
Quarter ending June 2017	1,510	↓
Quarter ending September 2017	1,494	↓
Quarter ending December 2017	1,463	↓
Quarter ending March 2018	1,534	↑
Variance since March 2017	(0.5%)	→



ACTIVITY

Cumulative percentage of contracted UDA delivered 2017 & 2018



Month	Adjusted Scheduled Activity (UDA)	
	2017	2018
April	466	522
May	1,132	1,145
June	1,603	1,572
July	2,302	2,288
August	2,736	2,924
September	3,349	3,304
October	3,967	3,830
November	4,544	4,542
December	5,001	5,000
January	5,534	5,438
February	6,026	6,005
March	6,267	6,258
April	6,367	
May	6,367	
June	6,367	

QUALITY

	Quantity	Base Number	Contract	AT	Region	England
% of FP17s for the same patient ID Re-attending within 3 months - Children	1	400	0.3%	10.0%	11.5%	11.9%
% of FP17s for the same patient ID Re-attending within 3 months - Adults	48	1,117	4.3%	15.8%	16.8%	16.0%
% of FP17s for the same patient ID Re-attending between 3 & 9 months - Children	23	400	5.8%	47.3%	47.7%	58.3%
% of FP17s for the same patient ID Re-attending between 3 & 9 months - Adults	158	1,117	14.1%	37.5%	38.2%	50.3%
% of FP17s for Band 1 Urgent Courses	132	1,472	9.0%	10.9%	10.6%	9.1%
% of FP17s Relating to Free Repair or Replacements	0	1,472	0.0%	0.5%	0.6%	0.8%
% of FP17s Relating to Continuations	8	1,472	0.5%	0.6%	0.8%	1.0%
% of Patients satisfied with the dentistry they have received	0	1	N/A	87.9%	89.3%	91.5%
% of Patients satisfied with the time they had to wait for an appointment	0	1	N/A	83.3%	84.4%	87.9%

* This is based on patients treated on this contract for their most recent course of treatment. Figures in italics indicate the base number of FP17s or Patient Questionnaire responses are less than 100. N/A is shown where the base number of responses is less than 10 during the period. % is calculated as Quantity/Base number*100

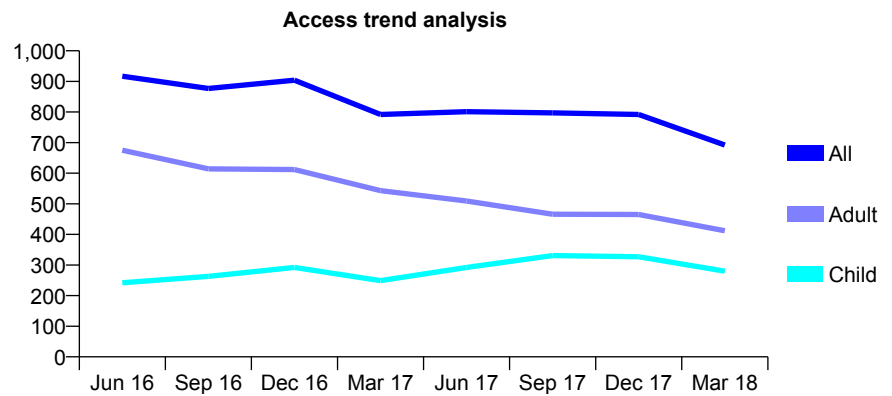
Q62 - Vital Signs At a Glance Contract Report for 725897/0003 - March 2018

Name or company name	MR PU SHAH
Contract type name	PDS Plus Contract
Purpose of contract	General
Contract start date	01/05/2013
Contract end date	31/03/2018

17/18 Contracted general activity (UDA)	3,000
Carry forward general activity (UDA)	-60
17/18 Contracted orthodontic activity (UOA)	0
Carry forward orthodontic activity (UOA)	0
Baseline contract value	£73,560.26

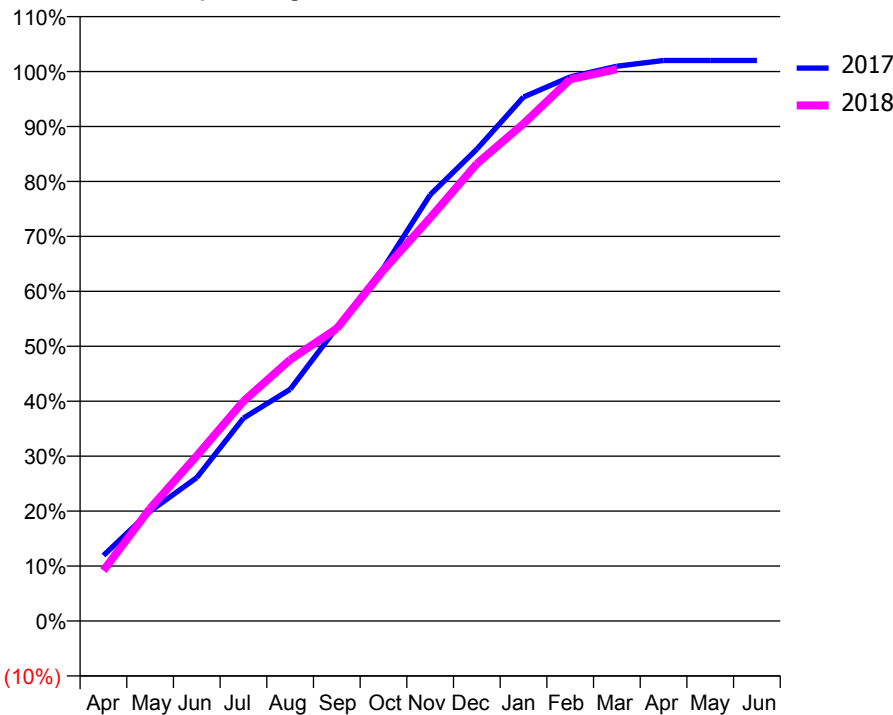
ACCESS*

Patients seen in 24 months	Total	Change since previous quarter
Quarter ending March 2017	792	
Quarter ending June 2017	801	→
Quarter ending September 2017	797	→
Quarter ending December 2017	792	→
Quarter ending March 2018	692	↓
Variance since March 2017	(12.6%)	↓



ACTIVITY

Cumulative percentage of contracted UDA delivered 2017 & 2018



Month	Adjusted Scheduled Activity (UDA)	
	2017	2018
April	358	276
May	600	615
June	783	903
July	1,108	1,200
August	1,265	1,427
September	1,601	1,597
October	1,927	1,916
November	2,327	2,201
December	2,576	2,497
January	2,861	2,715
February	2,971	2,958
March	3,029	3,013
April	3,060	
May	3,060	
June	3,060	

QUALITY

	Quantity	Base Number	Contract	AT	Region	England
% of FP17s for the same patient ID Re-attending within 3 months - Children	3	417	0.7%	10.0%	11.5%	11.9%
% of FP17s for the same patient ID Re-attending within 3 months - Adults	8	570	1.4%	15.8%	16.8%	16.0%
% of FP17s for the same patient ID Re-attending between 3 & 9 months - Children	19	417	4.6%	47.3%	47.7%	58.3%
% of FP17s for the same patient ID Re-attending between 3 & 9 months - Adults	14	570	2.5%	37.5%	38.2%	50.3%
% of FP17s for Band 1 Urgent Courses	213	974	21.9%	10.9%	10.6%	9.1%
% of FP17s Relating to Free Repair or Replacements	0	974	0.0%	0.5%	0.6%	0.8%
% of FP17s Relating to Continuations	1	974	0.1%	0.6%	0.8%	1.0%
% of Patients satisfied with the dentistry they have received	0	0	N/A	87.9%	89.3%	91.5%
% of Patients satisfied with the time they had to wait for an appointment	0	0	N/A	83.3%	84.4%	87.9%

* This is based on patients treated on this contract for their most recent course of treatment. Figures in italics indicate the base number of FP17s or Patient Questionnaire responses are less than 100. N/A is shown where the base number of responses is less than 10 during the period. % is calculated as Quantity/Base number*100

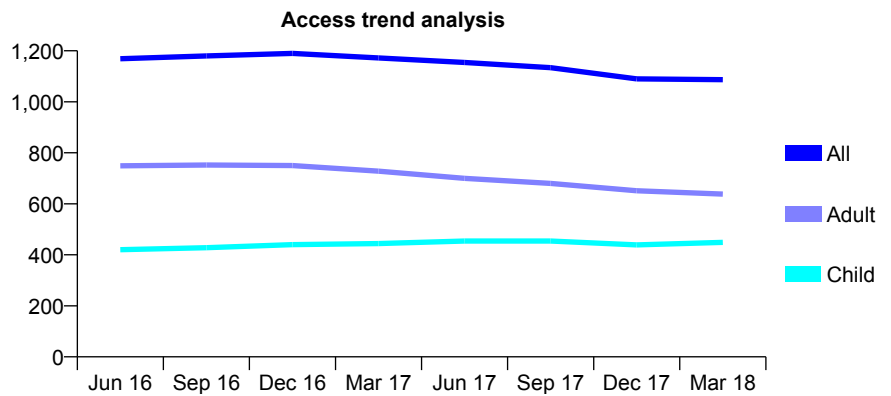
Q62 - Vital Signs At a Glance Contract Report for 725951/0001 - March 2018

Name or company name	MR AK JAIN
Contract type name	GDS Contract
Purpose of contract	General
Contract start date	01/04/2006
Contract end date	

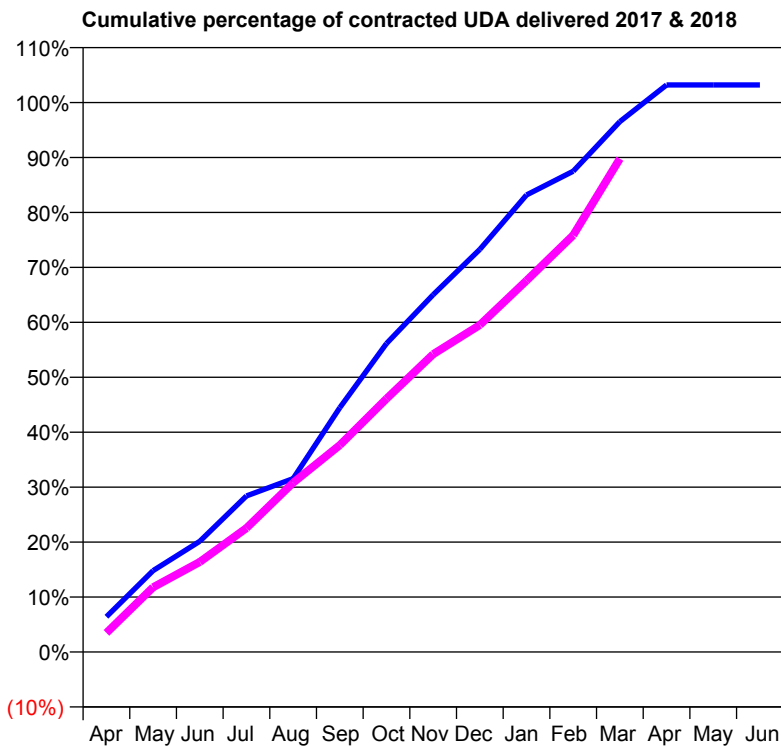
17/18 Contracted general activity (UDA)	2,535
Carry forward general activity (UDA)	-51
17/18 Contracted orthodontic activity (UOA)	0
Carry forward orthodontic activity (UOA)	0
Baseline contract value	£63,111.61

ACCESS*

Patients seen in 24 months	Total	Change since previous quarter
Quarter ending March 2017	1,172	
Quarter ending June 2017	1,154	↓
Quarter ending September 2017	1,134	↓
Quarter ending December 2017	1,090	↓
Quarter ending March 2018	1,087	→
Variance since March 2017	(7.3%)	↓



ACTIVITY



Month	Adjusted Scheduled Activity (UDA)	
	2017	2018
April	163	88
May	375	298
June	511	415
July	720	572
August	800	781
September	1,127	954
October	1,423	1,169
November	1,648	1,374
December	1,857	1,508
January	2,108	1,714
February	2,218	1,923
March	2,447	2,276
April	2,616	
May	2,616	
June	2,616	

QUALITY

	Quantity	Base Number	Contract	AT	Region	England
% of FP17s for the same patient ID Re-attending within 3 months - Children	43	642	6.7%	10.0%	11.5%	11.9%
% of FP17s for the same patient ID Re-attending within 3 months - Adults	99	761	13.0%	15.8%	16.8%	16.0%
% of FP17s for the same patient ID Re-attending between 3 & 9 months - Children	376	642	58.6%	47.3%	47.7%	58.3%
% of FP17s for the same patient ID Re-attending between 3 & 9 months - Adults	419	761	55.1%	37.5%	38.2%	50.3%
% of FP17s for Band 1 Urgent Courses	99	1,315	7.5%	10.9%	10.6%	9.1%
% of FP17s Relating to Free Repair or Replacements	2	1,315	0.2%	0.5%	0.6%	0.8%
% of FP17s Relating to Continuations	0	1,315	0.0%	0.6%	0.8%	1.0%
% of Patients satisfied with the dentistry they have received	0	0	N/A	87.9%	89.3%	91.5%
% of Patients satisfied with the time they had to wait for an appointment	0	0	N/A	83.3%	84.4%	87.9%

* This is based on patients treated on this contract for their most recent course of treatment. Figures in italics indicate the base number of FP17s or Patient Questionnaire responses are less than 100. N/A is shown where the base number of responses is less than 10 during the period. % is calculated as Quantity/Base number*100

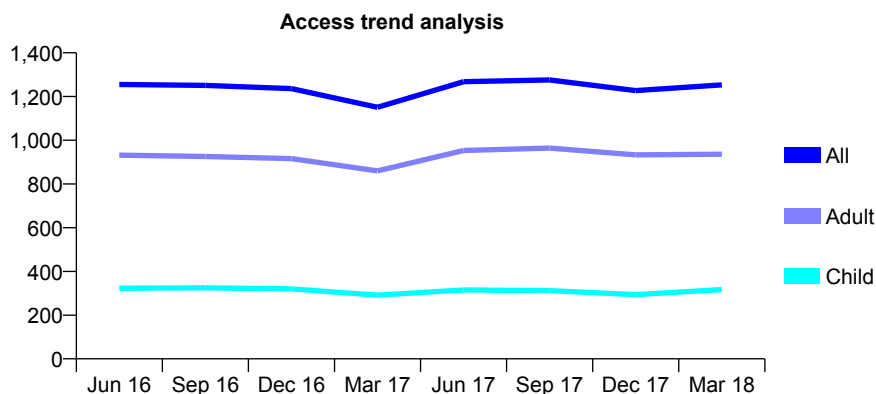
Q62 - Vital Signs At a Glance Contract Report for 730572/0001 - March 2018

Name or company name	MR DL MODHA
Contract type name	GDS Contract
Purpose of contract	General
Contract start date	01/04/2006
Contract end date	

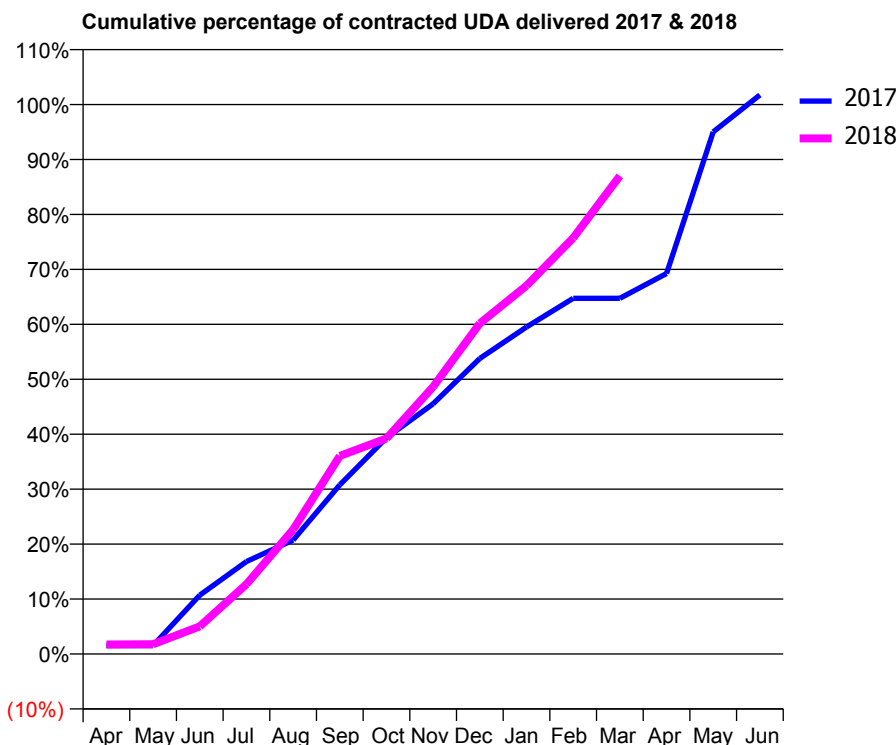
17/18 Contracted general activity (UDA)	4,022
Carry forward general activity (UDA)	-70
17/18 Contracted orthodontic activity (UOA)	0
Carry forward orthodontic activity (UOA)	0
Baseline contract value	£102,387.04

ACCESS*

Patients seen in 24 months	Total	Change since previous quarter
Quarter ending March 2017	1,151	
Quarter ending June 2017	1,268	↑
Quarter ending September 2017	1,276	→
Quarter ending December 2017	1,227	↓
Quarter ending March 2018	1,253	↑
Variance since March 2017	8.9%	↑



ACTIVITY



Month	Adjusted Scheduled Activity (UDA)	
	2017	2018
April	62	70
May	62	72
June	431	202
July	677	511
August	834	911
September	1,238	1,450
October	1,583	1,578
November	1,832	1,956
December	2,163	2,420
January	2,394	2,696
February	2,603	3,045
March	2,603	3,499
April	2,785	
May	3,822	
June	4,092	

QUALITY

	Quantity	Base Number	Contract	AT	Region	England
% of FP17s for the same patient ID Re-attending within 3 months - Children	15	381	3.9%	10.0%	11.5%	11.9%
% of FP17s for the same patient ID Re-attending within 3 months - Adults	173	1,199	14.4%	15.8%	16.8%	16.0%
% of FP17s for the same patient ID Re-attending between 3 & 9 months - Children	86	381	22.6%	47.3%	47.7%	58.3%
% of FP17s for the same patient ID Re-attending between 3 & 9 months - Adults	314	1,199	26.2%	37.5%	38.2%	50.3%
% of FP17s for Band 1 Urgent Courses	141	1,149	12.3%	10.9%	10.6%	9.1%
% of FP17s Relating to Free Repair or Replacements	14	1,149	1.2%	0.5%	0.6%	0.8%
% of FP17s Relating to Continuations	3	1,149	0.3%	0.6%	0.8%	1.0%
% of Patients satisfied with the dentistry they have received	0	0	N/A	87.9%	89.3%	91.5%
% of Patients satisfied with the time they had to wait for an appointment	0	0	N/A	83.3%	84.4%	87.9%

* This is based on patients treated on this contract for their most recent course of treatment. Figures in italics indicate the base number of FP17s or Patient Questionnaire responses are less than 100. N/A is shown where the base number of responses is less than 10 during the period. % is calculated as Quantity/Base number*100

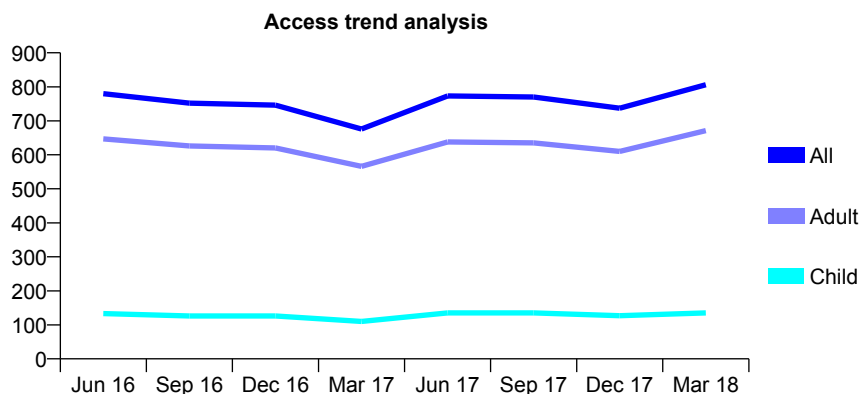
Q62 - Vital Signs At a Glance Contract Report for 736090/0001 - March 2018

Name or company name	MR AW KACZMARSKI
Contract type name	GDS Contract
Purpose of contract	General
Contract start date	01/04/2006
Contract end date	

17/18 Contracted general activity (UDA)	2,282
Carry forward general activity (UDA)	2
17/18 Contracted orthodontic activity (UOA)	0
Carry forward orthodontic activity (UOA)	0
Baseline contract value	£57,389.27

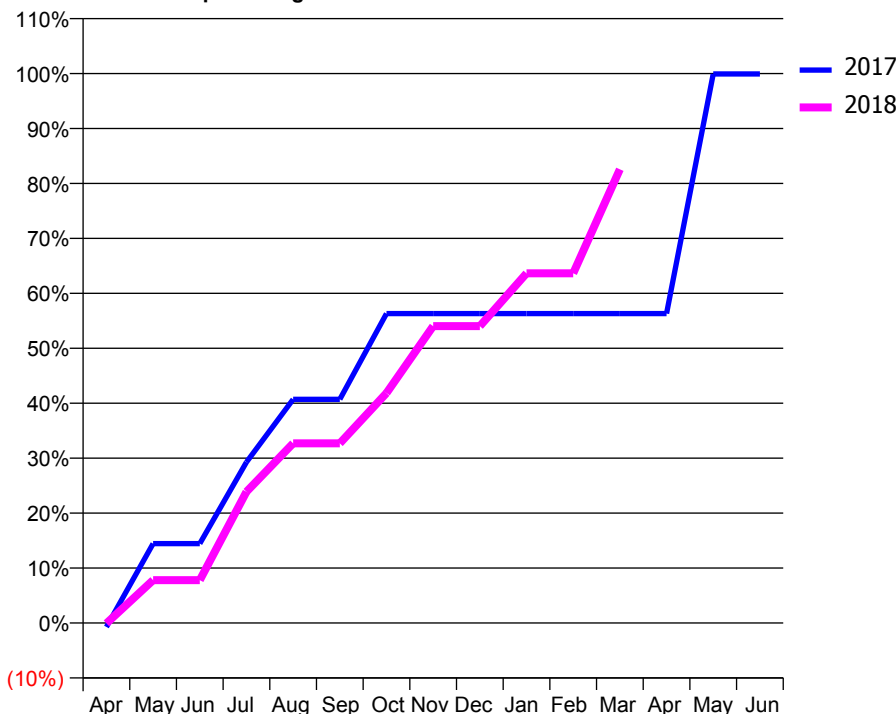
ACCESS*

Patients seen in 24 months	Total	Change since previous quarter
Quarter ending March 2017	676	
Quarter ending June 2017	773	↑
Quarter ending September 2017	770	→
Quarter ending December 2017	737	↓
Quarter ending March 2018	806	↑
Variance since March 2017	19.2%	↑



ACTIVITY

Cumulative percentage of contracted UDA delivered 2017 & 2018



Month	Adjusted Scheduled Activity (UDA)	
	2017	2018
April	-17	-2
May	330	178
June	330	178
July	668	545
August	929	746
September	929	746
October	1,285	955
November	1,285	1,233
December	1,285	1,233
January	1,285	1,452
February	1,285	1,452
March	1,285	1,884
April	1,285	
May	2,280	
June	2,280	

QUALITY

	Quantity	Base Number	Contract	AT	Region	England
% of FP17s for the same patient ID Re-attending within 3 months - Children	10	196	5.1%	10.0%	11.5%	11.9%
% of FP17s for the same patient ID Re-attending within 3 months - Adults	101	926	10.9%	15.8%	16.8%	16.0%
% of FP17s for the same patient ID Re-attending between 3 & 9 months - Children	71	196	36.2%	47.3%	47.7%	58.3%
% of FP17s for the same patient ID Re-attending between 3 & 9 months - Adults	336	926	36.3%	37.5%	38.2%	50.3%
% of FP17s for Band 1 Urgent Courses	0	735	0.0%	10.9%	10.6%	9.1%
% of FP17s Relating to Free Repair or Replacements	0	735	0.0%	0.5%	0.6%	0.8%
% of FP17s Relating to Continuations	14	735	1.9%	0.6%	0.8%	1.0%
% of Patients satisfied with the dentistry they have received	2	2	N/A	87.9%	89.3%	91.5%
% of Patients satisfied with the time they had to wait for an appointment	2	2	N/A	83.3%	84.4%	87.9%

* This is based on patients treated on this contract for their most recent course of treatment. Figures in italics indicate the base number of FP17s or Patient Questionnaire responses are less than 100. N/A is shown where the base number of responses is less than 10 during the period. % is calculated as Quantity/Base number*100

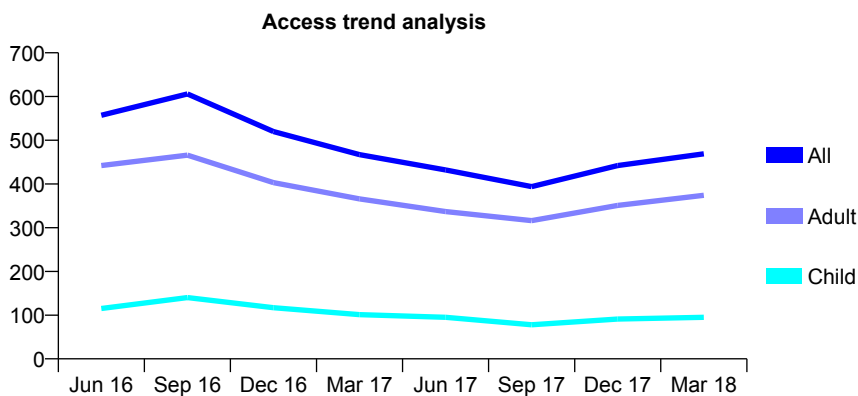
Q62 - Vital Signs At a Glance Contract Report for 739383/0001 - March 2018

Name or company name	MISS S NAGHIBI
Contract type name	GDS Contract
Purpose of contract	General
Contract start date	01/04/2011
Contract end date	

17/18 Contracted general activity (UDA)	2,399
Carry forward general activity (UDA)	-48
17/18 Contracted orthodontic activity (UOA)	0
Carry forward orthodontic activity (UOA)	0
Baseline contract value	£89,024.18

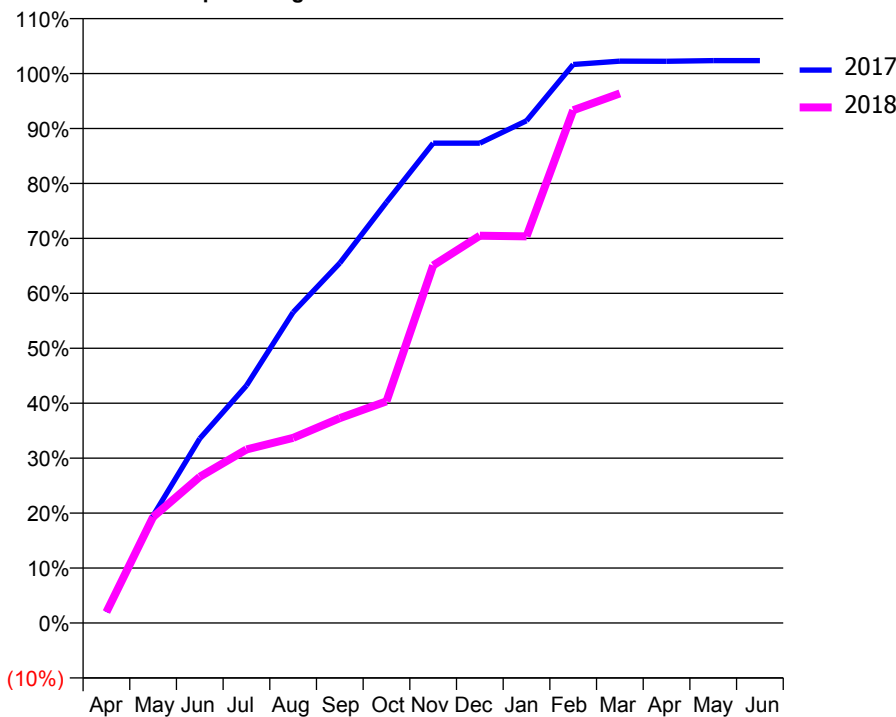
ACCESS*

Patients seen in 24 months	Total	Change since previous quarter
Quarter ending March 2017	467	
Quarter ending June 2017	432	↓
Quarter ending September 2017	394	↓
Quarter ending December 2017	442	↑
Quarter ending March 2018	469	↑
Variance since March 2017	0.4%	→



ACTIVITY

Cumulative percentage of contracted UDA delivered 2017 & 2018



Month	Adjusted Scheduled Activity (UDA)	
	2017	2018
April	48	48
May	469	463
June	805	638
July	1,036	758
August	1,357	809
September	1,572	895
October	1,837	968
November	2,095	1,561
December	2,095	1,691
January	2,193	1,688
February	2,438	2,239
March	2,453	2,312
April	2,452	
May	2,455	
June	2,455	

QUALITY

	Quantity	Base Number	Contract	AT	Region	England
% of FP17s for the same patient ID Re-attending within 3 months - Children	2	82	2.4%	10.0%	11.5%	11.9%
% of FP17s for the same patient ID Re-attending within 3 months - Adults	12	285	4.2%	15.8%	16.8%	16.0%
% of FP17s for the same patient ID Re-attending between 3 & 9 months - Children	8	82	9.8%	47.3%	47.7%	58.3%
% of FP17s for the same patient ID Re-attending between 3 & 9 months - Adults	36	285	12.6%	37.5%	38.2%	50.3%
% of FP17s for Band 1 Urgent Courses	4	368	1.1%	10.9%	10.6%	9.1%
% of FP17s Relating to Free Repair or Replacements	3	368	0.8%	0.5%	0.6%	0.8%
% of FP17s Relating to Continuations	0	368	0.0%	0.6%	0.8%	1.0%
% of Patients satisfied with the dentistry they have received	0	0	N/A	87.9%	89.3%	91.5%
% of Patients satisfied with the time they had to wait for an appointment	0	0	N/A	83.3%	84.4%	87.9%

* This is based on patients treated on this contract for their most recent course of treatment. Figures in italics indicate the base number of FP17s or Patient Questionnaire responses are less than 100. N/A is shown where the base number of responses is less than 10 during the period. % is calculated as Quantity/Base number*100

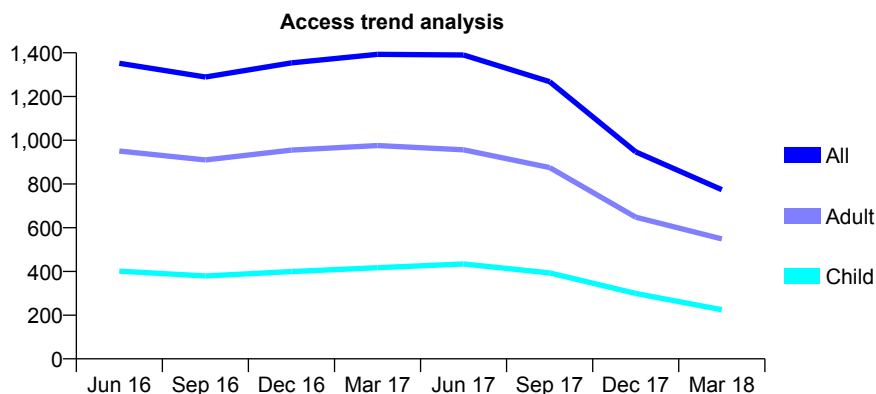
Q62 - Vital Signs At a Glance Contract Report for 739383/0003 - March 2018

Name or company name	MISS S NAGHIBI
Contract type name	PDS Plus Contract
Purpose of contract	General
Contract start date	01/05/2013
Contract end date	01/08/2017

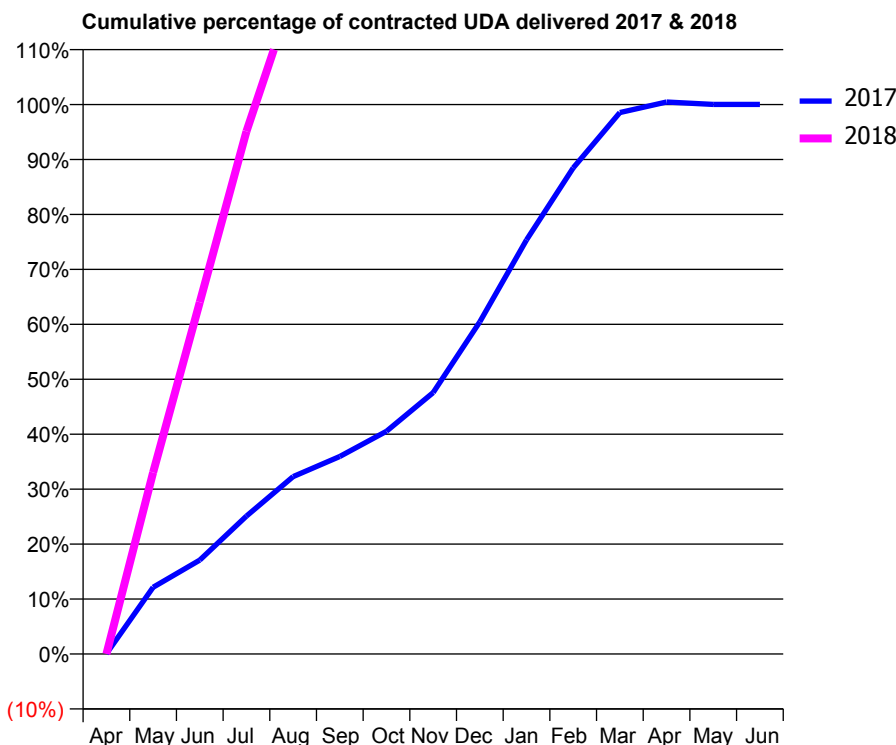
17/18 Contracted general activity (UDA)	2,016
Carry forward general activity (UDA)	0
17/18 Contracted orthodontic activity (UOA)	0
Carry forward orthodontic activity (UOA)	0
Baseline contract value	£51,585.57

ACCESS*

Patients seen in 24 months	Total	Change since previous quarter
Quarter ending March 2017	1,393	
Quarter ending June 2017	1,390	→
Quarter ending September 2017	1,268	↓
Quarter ending December 2017	947	↓
Quarter ending March 2018	774	↓
Variance since March 2017	(44.4%)	↓



ACTIVITY



Month	Adjusted Scheduled Activity (UDA)	
	2017	2018
April	4	0
May	729	666
June	1,025	1,291
July	1,506	1,917
August	1,938	2,427
September	2,158	2,427
October	2,433	2,427
November	2,854	2,415
December	3,628	2,415
January	4,521	2,415
February	5,308	2,415
March	5,913	2,415
April	6,027	
May	6,000	
June	6,000	

QUALITY

	Quantity	Base Number	Contract	AT	Region	England
% of FP17s for the same patient ID Re-attending within 3 months - Children	15	188	8.0%	10.0%	11.5%	11.9%
% of FP17s for the same patient ID Re-attending within 3 months - Adults	18	320	5.6%	15.8%	16.8%	16.0%
% of FP17s for the same patient ID Re-attending between 3 & 9 months - Children	56	188	29.8%	47.3%	47.7%	58.3%
% of FP17s for the same patient ID Re-attending between 3 & 9 months - Adults	77	320	24.1%	37.5%	38.2%	50.3%
% of FP17s for Band 1 Urgent Courses	3	465	0.6%	10.9%	10.6%	9.1%
% of FP17s Relating to Free Repair or Replacements	1	465	0.2%	0.5%	0.6%	0.8%
% of FP17s Relating to Continuations	0	465	0.0%	0.6%	0.8%	1.0%
% of Patients satisfied with the dentistry they have received	1	1	N/A	87.9%	89.3%	91.5%
% of Patients satisfied with the time they had to wait for an appointment	1	1	N/A	83.3%	84.4%	87.9%

* This is based on patients treated on this contract for their most recent course of treatment. Figures in italics indicate the base number of FP17s or Patient Questionnaire responses are less than 100. N/A is shown where the base number of responses is less than 10 during the period. % is calculated as Quantity/Base number*100

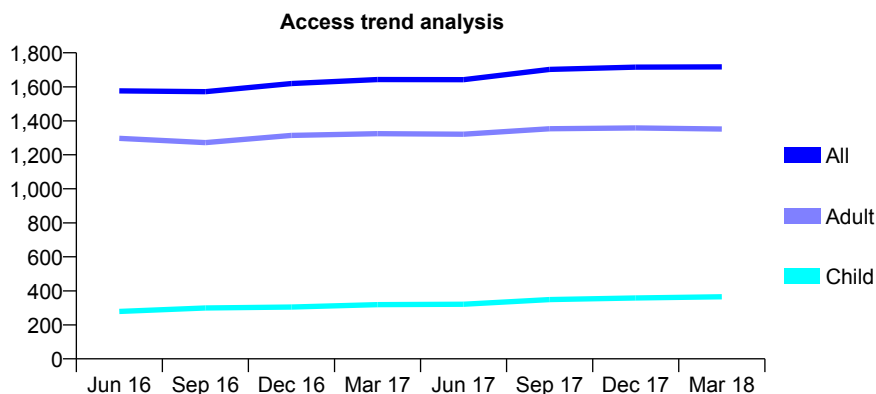
Q62 - Vital Signs At a Glance Contract Report for 740489/0001 - March 2018

Name or company name	MR TS CHEEMA
Contract type name	GDS Contract
Purpose of contract	General and Orthodontic
Contract start date	01/04/2006
Contract end date	

17/18 Contracted general activity (UDA)	6,236
Carry forward general activity (UDA)	-89
17/18 Contracted orthodontic activity (UOA)	774
Carry forward orthodontic activity (UOA)	-15
Baseline contract value	£205,540.09

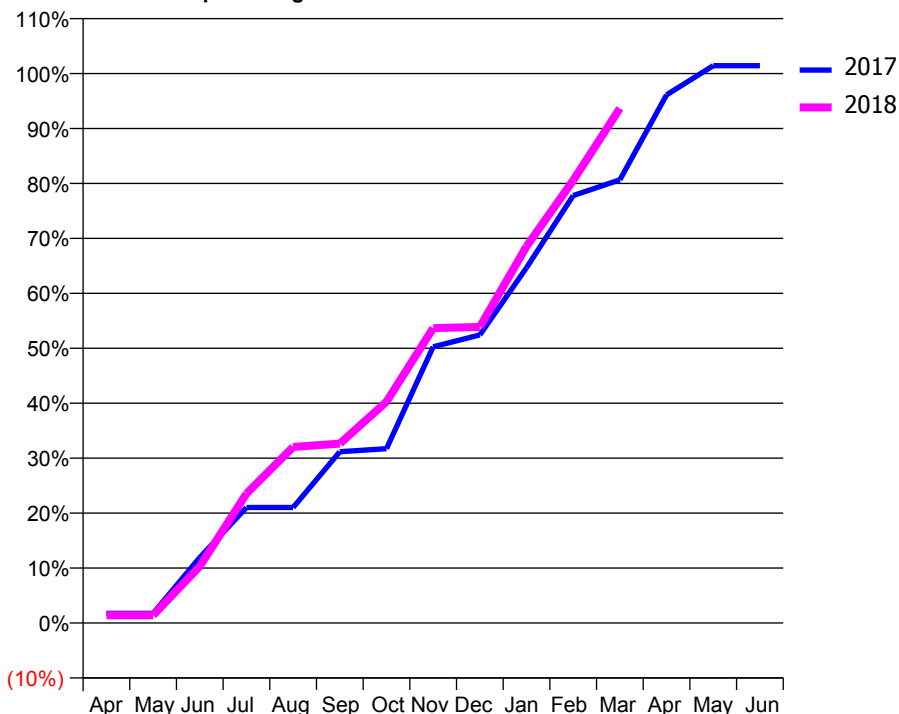
ACCESS*

Patients seen in 24 months	Total	Change since previous quarter
Quarter ending March 2017	1,643	
Quarter ending June 2017	1,642	→
Quarter ending September 2017	1,702	↑
Quarter ending December 2017	1,716	→
Quarter ending March 2018	1,717	→
Variance since March 2017	4.5%	↑



ACTIVITY

Cumulative percentage of contracted UDA delivered 2017 & 2018



Month	Adjusted Scheduled Activity (UDA)	
	2017	2018
April	110	89
May	110	89
June	744	645
July	1,311	1,468
August	1,311	1,998
September	1,943	2,036
October	1,979	2,511
November	3,135	3,346
December	3,269	3,361
January	4,032	4,274
February	4,851	5,023
March	5,030	5,840
April	5,993	
May	6,325	
June	6,325	

QUALITY

	Quantity	Base Number	Contract	AT	Region	England
% of FP17s for the same patient ID Re-attending within 3 months - Children	126	707	17.8%	10.0%	11.5%	11.9%
% of FP17s for the same patient ID Re-attending within 3 months - Adults	624	2,188	28.5%	15.8%	16.8%	16.0%
% of FP17s for the same patient ID Re-attending between 3 & 9 months - Children	257	707	36.4%	47.3%	47.7%	58.3%
% of FP17s for the same patient ID Re-attending between 3 & 9 months - Adults	889	2,188	40.6%	37.5%	38.2%	50.3%
% of FP17s for Band 1 Urgent Courses	477	2,329	20.5%	10.9%	10.6%	9.1%
% of FP17s Relating to Free Repair or Replacements	45	2,329	1.9%	0.5%	0.6%	0.8%
% of FP17s Relating to Continuations	28	2,329	1.2%	0.6%	0.8%	1.0%
% of Patients satisfied with the dentistry they have received	3	3	N/A	87.9%	89.3%	91.5%
% of Patients satisfied with the time they had to wait for an appointment	3	3	N/A	83.3%	84.4%	87.9%

* This is based on patients treated on this contract for their most recent course of treatment. Figures in italics indicate the base number of FP17s or Patient Questionnaire responses are less than 100. N/A is shown where the base number of responses is less than 10 during the period. % is calculated as Quantity/Base number*100

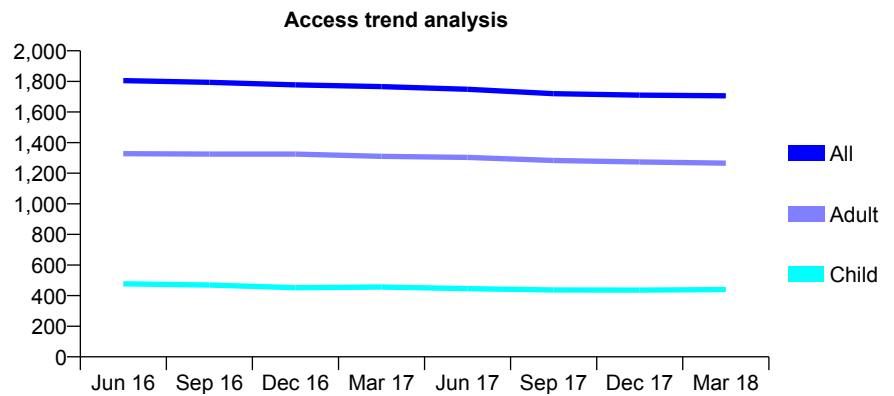
Q62 - Vital Signs At a Glance Contract Report for 740586/0001 - March 2018

Name or company name	MR NH ADATIA AND MR M BHATT
Contract type name	GDS Contract
Purpose of contract	General
Contract start date	01/04/2006
Contract end date	

17/18 Contracted general activity (UDA)	4,903
Carry forward general activity (UDA)	18
17/18 Contracted orthodontic activity (UOA)	0
Carry forward orthodontic activity (UOA)	0
Baseline contract value	£119,359.74

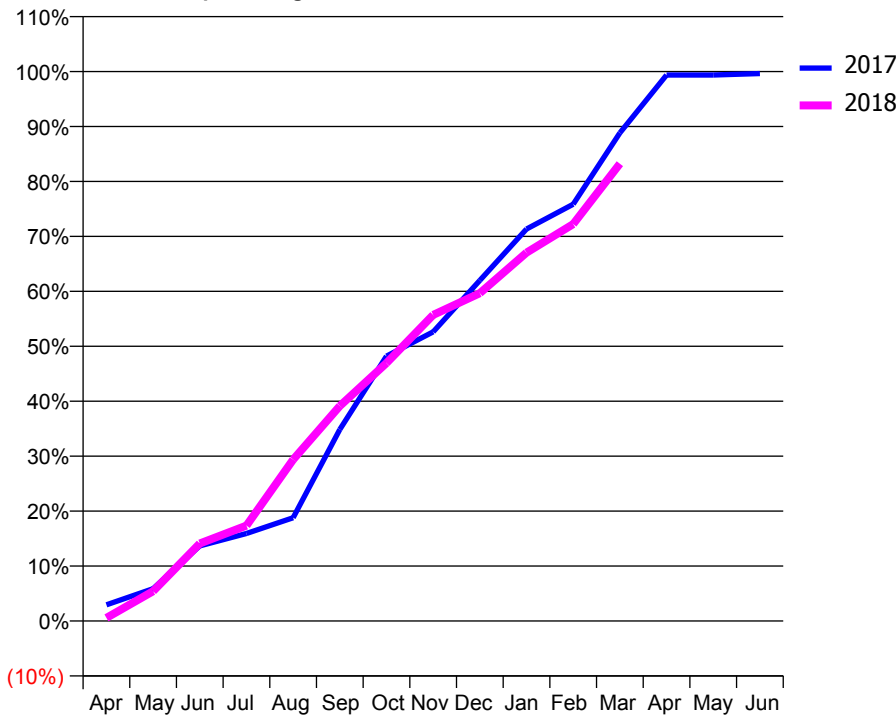
ACCESS*

Patients seen in 24 months	Total	Change since previous quarter
Quarter ending March 2017	1,766	
Quarter ending June 2017	1,749	→
Quarter ending September 2017	1,720	↓
Quarter ending December 2017	1,710	→
Quarter ending March 2018	1,706	→
Variance since March 2017	(3.4%)	↓



ACTIVITY

Cumulative percentage of contracted UDA delivered 2017 & 2018



Month	Adjusted Scheduled Activity (UDA)	
	2017	2018
April	145	28
May	288	266
June	671	692
July	781	851
August	921	1,441
September	1,709	1,918
October	2,363	2,301
November	2,580	2,731
December	3,039	2,925
January	3,498	3,286
February	3,719	3,541
March	4,356	4,080
April	4,871	
May	4,871	
June	4,885	

QUALITY

	Quantity	Base Number	Contract	AT	Region	England
% of FP17s for the same patient ID Re-attending within 3 months - Children	37	543	6.8%	10.0%	11.5%	11.9%
% of FP17s for the same patient ID Re-attending within 3 months - Adults	244	1,421	17.2%	15.8%	16.8%	16.0%
% of FP17s for the same patient ID Re-attending between 3 & 9 months - Children	233	543	42.9%	47.3%	47.7%	58.3%
% of FP17s for the same patient ID Re-attending between 3 & 9 months - Adults	527	1,421	37.1%	37.5%	38.2%	50.3%
% of FP17s for Band 1 Urgent Courses	295	1,805	16.3%	10.9%	10.6%	9.1%
% of FP17s Relating to Free Repair or Replacements	0	1,805	0.0%	0.5%	0.6%	0.8%
% of FP17s Relating to Continuations	4	1,805	0.2%	0.6%	0.8%	1.0%
% of Patients satisfied with the dentistry they have received	1	1	N/A	87.9%	89.3%	91.5%
% of Patients satisfied with the time they had to wait for an appointment	1	1	N/A	83.3%	84.4%	87.9%

* This is based on patients treated on this contract for their most recent course of treatment. Figures in italics indicate the base number of FP17s or Patient Questionnaire responses are less than 100. N/A is shown where the base number of responses is less than 10 during the period. % is calculated as Quantity/Base number*100

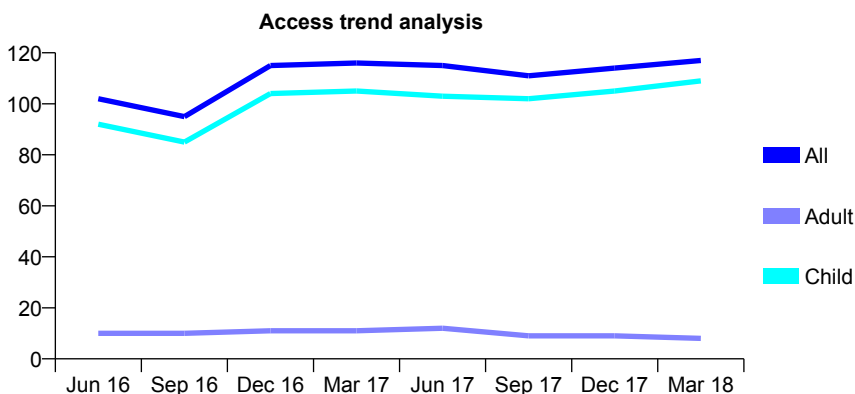
Q62 - Vital Signs At a Glance Contract Report for 743356/0002 - March 2018

Name or company name	MR LC BERNSTEIN
Contract type name	GDS Contract
Purpose of contract	General
Contract start date	06/10/2010
Contract end date	

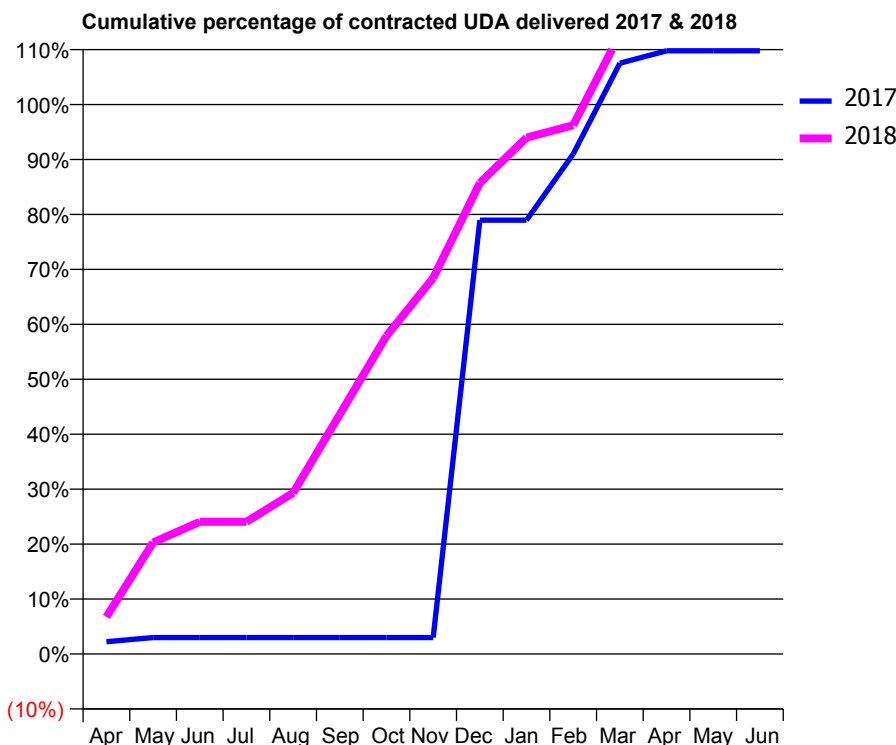
17/18 Contracted general activity (UDA)	133
Carry forward general activity (UDA)	-3
17/18 Contracted orthodontic activity (UOA)	0
Carry forward orthodontic activity (UOA)	0
Baseline contract value	£5,065.41

ACCESS*

Patients seen in 24 months	Total	Change since previous quarter
Quarter ending March 2017	116	
Quarter ending June 2017	115	→
Quarter ending September 2017	111	↓
Quarter ending December 2017	114	↑
Quarter ending March 2018	117	↑
Variance since March 2017	0.9%	→



ACTIVITY



Month	Adjusted Scheduled Activity (UDA)	
	2017	2018
April	3	9
May	4	27
June	4	32
July	4	32
August	4	39
September	4	58
October	4	77
November	4	91
December	105	114
January	105	125
February	121	128
March	143	150
April	146	
May	146	
June	146	

QUALITY

	Quantity	Base Number	Contract	AT	Region	England
% of FP17s for the same patient ID Re-attending within 3 months - Children	2	130	1.5%	10.0%	11.5%	11.9%
% of FP17s for the same patient ID Re-attending within 3 months - Adults	0	2	0.0%	15.8%	16.8%	16.0%
% of FP17s for the same patient ID Re-attending between 3 & 9 months - Children	57	130	43.8%	47.3%	47.7%	58.3%
% of FP17s for the same patient ID Re-attending between 3 & 9 months - Adults	1	2	50.0%	37.5%	38.2%	50.3%
% of FP17s for Band 1 Urgent Courses	0	129	0.0%	10.9%	10.6%	9.1%
% of FP17s Relating to Free Repair or Replacements	0	129	0.0%	0.5%	0.6%	0.8%
% of FP17s Relating to Continuations	0	129	0.0%	0.6%	0.8%	1.0%
% of Patients satisfied with the dentistry they have received	0	0	N/A	87.9%	89.3%	91.5%
% of Patients satisfied with the time they had to wait for an appointment	0	0	N/A	83.3%	84.4%	87.9%

* This is based on patients treated on this contract for their most recent course of treatment. Figures in italics indicate the base number of FP17s or Patient Questionnaire responses are less than 100. N/A is shown where the base number of responses is less than 10 during the period. % is calculated as Quantity/Base number*100

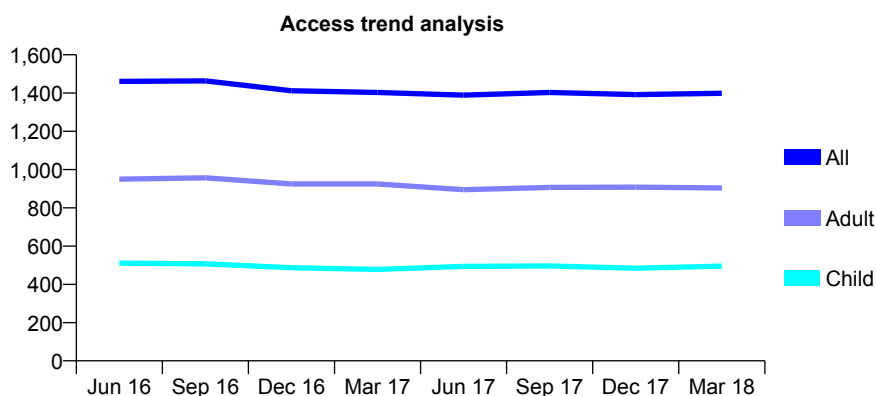
Q62 - Vital Signs At a Glance Contract Report for 746134/0001 - March 2018

Name or company name	MISS P JOSHI
Contract type name	GDS Contract
Purpose of contract	General
Contract start date	01/04/2006
Contract end date	

17/18 Contracted general activity (UDA)	5,319
Carry forward general activity (UDA)	198
17/18 Contracted orthodontic activity (UOA)	0
Carry forward orthodontic activity (UOA)	0
Baseline contract value	£149,778.63

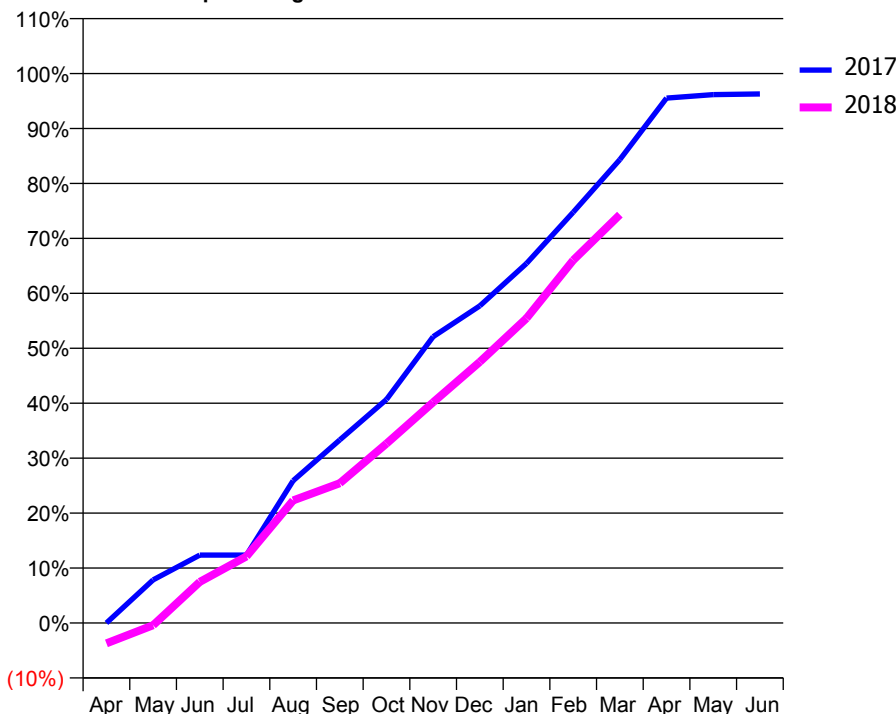
ACCESS*

Patients seen in 24 months	Total	Change since previous quarter
Quarter ending March 2017	1,403	
Quarter ending June 2017	1,389	→
Quarter ending September 2017	1,403	→
Quarter ending December 2017	1,392	→
Quarter ending March 2018	1,399	→
Variance since March 2017	(0.3%)	→



ACTIVITY

Cumulative percentage of contracted UDA delivered 2017 & 2018



Month	Adjusted Scheduled Activity (UDA)	
	2017	2018
April	0	-198
May	417	-22
June	657	398
July	657	644
August	1,378	1,186
September	1,772	1,354
October	2,164	1,736
November	2,772	2,137
December	3,071	2,528
January	3,480	2,951
February	3,976	3,512
March	4,486	3,953
April	5,082	
May	5,115	
June	5,121	

QUALITY

	Quantity	Base Number	Contract	AT	Region	England
% of FP17s for the same patient ID Re-attending within 3 months - Children	38	797	4.8%	10.0%	11.5%	11.9%
% of FP17s for the same patient ID Re-attending within 3 months - Adults	127	1,041	12.2%	15.8%	16.8%	16.0%
% of FP17s for the same patient ID Re-attending between 3 & 9 months - Children	476	797	59.7%	47.3%	47.7%	58.3%
% of FP17s for the same patient ID Re-attending between 3 & 9 months - Adults	450	1,041	43.2%	37.5%	38.2%	50.3%
% of FP17s for Band 1 Urgent Courses	87	1,698	5.1%	10.9%	10.6%	9.1%
% of FP17s Relating to Free Repair or Replacements	4	1,698	0.2%	0.5%	0.6%	0.8%
% of FP17s Relating to Continuations	25	1,698	1.5%	0.6%	0.8%	1.0%
% of Patients satisfied with the dentistry they have received	0	0	N/A	87.9%	89.3%	91.5%
% of Patients satisfied with the time they had to wait for an appointment	0	0	N/A	83.3%	84.4%	87.9%

* This is based on patients treated on this contract for their most recent course of treatment. Figures in italics indicate the base number of FP17s or Patient Questionnaire responses are less than 100. N/A is shown where the base number of responses is less than 10 during the period. % is calculated as Quantity/Base number*100

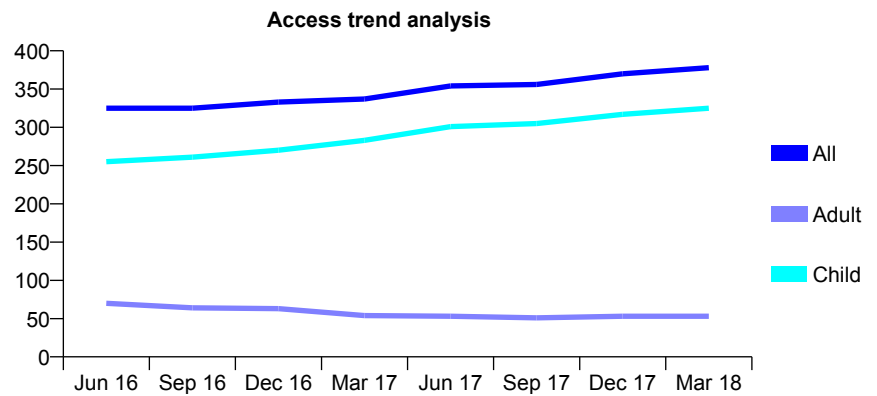
Q62 - Vital Signs At a Glance Contract Report for 746320/0002 - March 2018

Name or company name	MR C SHETH
Contract type name	GDS Contract
Purpose of contract	General
Contract start date	01/04/2006
Contract end date	

17/18 Contracted general activity (UDA)	491
Carry forward general activity (UDA)	0
17/18 Contracted orthodontic activity (UOA)	0
Carry forward orthodontic activity (UOA)	0
Baseline contract value	£11,346.67

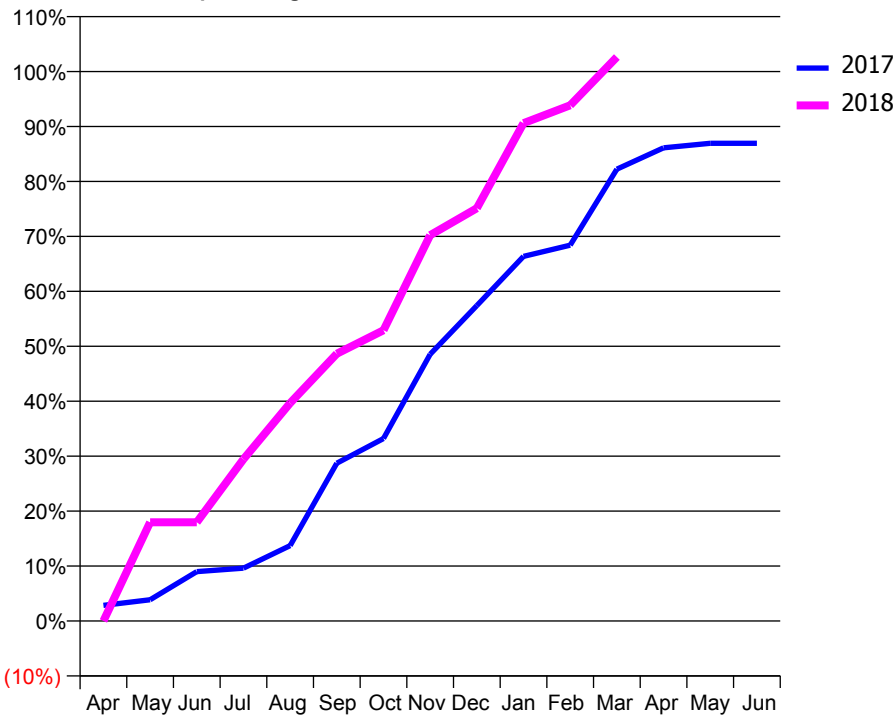
ACCESS*

Patients seen in 24 months	Total	Change since previous quarter
Quarter ending March 2017	337	
Quarter ending June 2017	354	↑
Quarter ending September 2017	356	→
Quarter ending December 2017	370	↑
Quarter ending March 2018	378	↑
Variance since March 2017	12.2%	↑



ACTIVITY

Cumulative percentage of contracted UDA delivered 2017 & 2018



Month	Adjusted Scheduled Activity (UDA)	
	2017	2018
April	14	0
May	19	88
June	44	88
July	47	145
August	67	195
September	141	239
October	163	260
November	238	345
December	282	369
January	326	445
February	336	461
March	404	504
April	423	
May	427	
June	427	

QUALITY

	Quantity	Base Number	Contract	AT	Region	England
% of FP17s for the same patient ID Re-attending within 3 months - Children	16	427	3.7%	10.0%	11.5%	11.9%
% of FP17s for the same patient ID Re-attending within 3 months - Adults	0	15	0.0%	15.8%	16.8%	16.0%
% of FP17s for the same patient ID Re-attending between 3 & 9 months - Children	219	427	51.3%	47.3%	47.7%	58.3%
% of FP17s for the same patient ID Re-attending between 3 & 9 months - Adults	5	15	33.3%	37.5%	38.2%	50.3%
% of FP17s for Band 1 Urgent Courses	5	424	1.2%	10.9%	10.6%	9.1%
% of FP17s Relating to Free Repair or Replacements	1	424	0.2%	0.5%	0.6%	0.8%
% of FP17s Relating to Continuations	0	424	0.0%	0.6%	0.8%	1.0%
% of Patients satisfied with the dentistry they have received	0	0	N/A	87.9%	89.3%	91.5%
% of Patients satisfied with the time they had to wait for an appointment	0	0	N/A	83.3%	84.4%	87.9%

* This is based on patients treated on this contract for their most recent course of treatment. Figures in italics indicate the base number of FP17s or Patient Questionnaire responses are less than 100. N/A is shown where the base number of responses is less than 10 during the period. % is calculated as Quantity/Base number*100

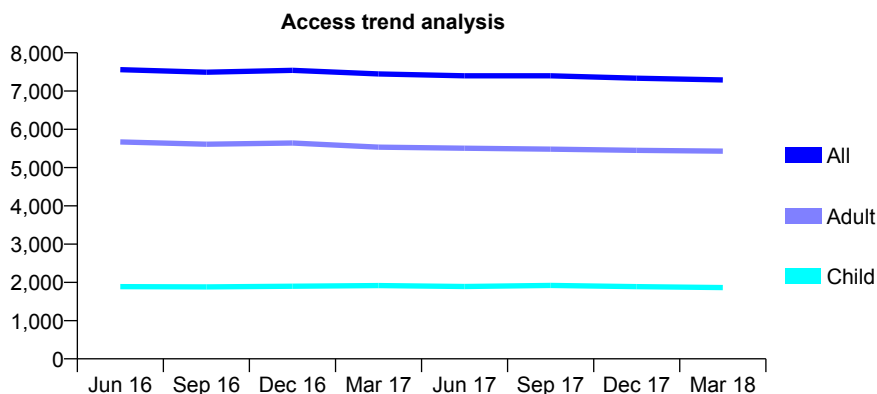
Q62 - Vital Signs At a Glance Contract Report for 755451/0001 - March 2018

Name or company name	MRS B THAKRAR
Contract type name	GDS Contract
Purpose of contract	General
Contract start date	01/04/2008
Contract end date	

17/18 Contracted general activity (UDA)	21,919
Carry forward general activity (UDA)	-359
17/18 Contracted orthodontic activity (UOA)	0
Carry forward orthodontic activity (UOA)	0
Baseline contract value	£648,865.43

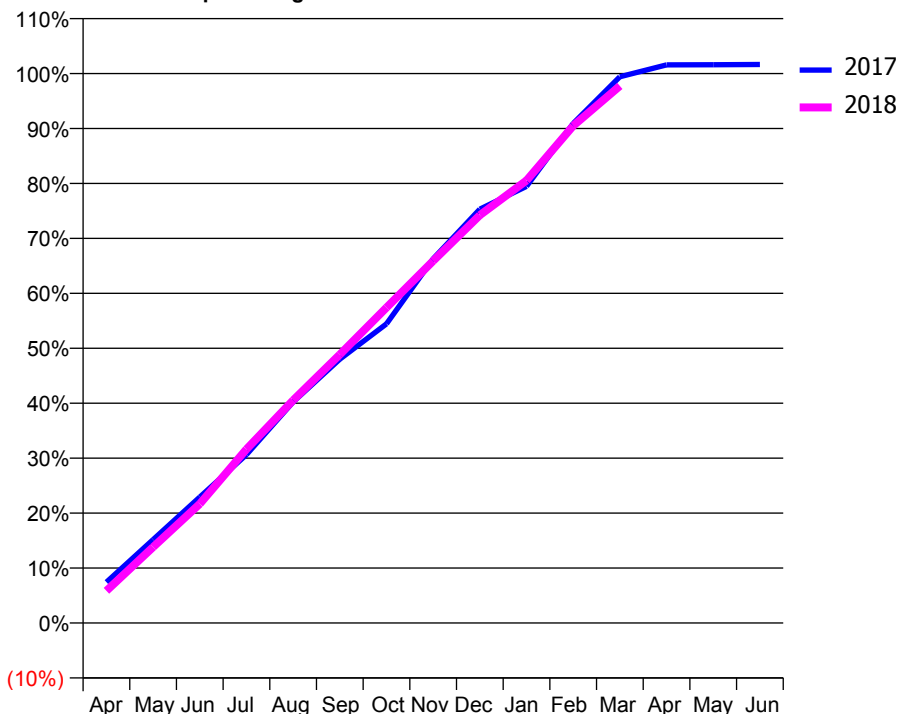
ACCESS*

Patients seen in 24 months	Total	Change since previous quarter
Quarter ending March 2017	7,449	
Quarter ending June 2017	7,397	→
Quarter ending September 2017	7,400	→
Quarter ending December 2017	7,336	→
Quarter ending March 2018	7,292	→
Variance since March 2017	(2.1%)	↓



ACTIVITY

Cumulative percentage of contracted UDA delivered 2017 & 2018



Adjusted Scheduled Activity (UDA)

Month	2017	2018
April	1,632	1,284
May	3,328	3,027
June	5,023	4,755
July	6,716	6,935
August	8,816	8,884
September	10,525	10,709
October	11,933	12,584
November	14,528	14,445
December	16,508	16,270
January	17,419	17,652
February	19,926	19,835
March	21,789	21,420
April	22,265	
May	22,266	
June	22,278	

QUALITY

	Quantity	Base Number	Contract	AT	Region	England
% of FP17s for the same patient ID Re-attending within 3 months - Children	197	2,547	7.7%	10.0%	11.5%	11.9%
% of FP17s for the same patient ID Re-attending within 3 months - Adults	1,119	6,791	16.5%	15.8%	16.8%	16.0%
% of FP17s for the same patient ID Re-attending between 3 & 9 months - Children	1,413	2,547	55.5%	47.3%	47.7%	58.3%
% of FP17s for the same patient ID Re-attending between 3 & 9 months - Adults	2,946	6,791	43.4%	37.5%	38.2%	50.3%
% of FP17s for Band 1 Urgent Courses	1,032	9,081	11.4%	10.9%	10.6%	9.1%
% of FP17s Relating to Free Repair or Replacements	25	9,081	0.3%	0.5%	0.6%	0.8%
% of FP17s Relating to Continuations	47	9,081	0.5%	0.6%	0.8%	1.0%
% of Patients satisfied with the dentistry they have received	7	7	N/A	87.9%	89.3%	91.5%
% of Patients satisfied with the time they had to wait for an appointment	7	7	N/A	83.3%	84.4%	87.9%

* This is based on patients treated on this contract for their most recent course of treatment. Figures in italics indicate the base number of FP17s or Patient Questionnaire responses are less than 100. N/A is shown where the base number of responses is less than 10 during the period. % is calculated as Quantity/Base number*100

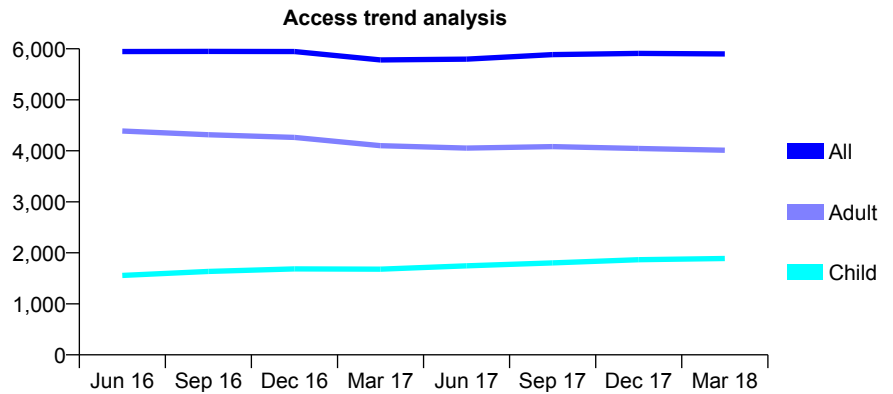
Q62 - Vital Signs At a Glance Contract Report for 755753/0001 - March 2018

Name or company name	MISS K PATEL
Contract type name	GDS Contract
Purpose of contract	General
Contract start date	01/04/2006
Contract end date	

17/18 Contracted general activity (UDA)	13,557
Carry forward general activity (UDA)	-221
17/18 Contracted orthodontic activity (UOA)	0
Carry forward orthodontic activity (UOA)	0
Baseline contract value	£373,261.38

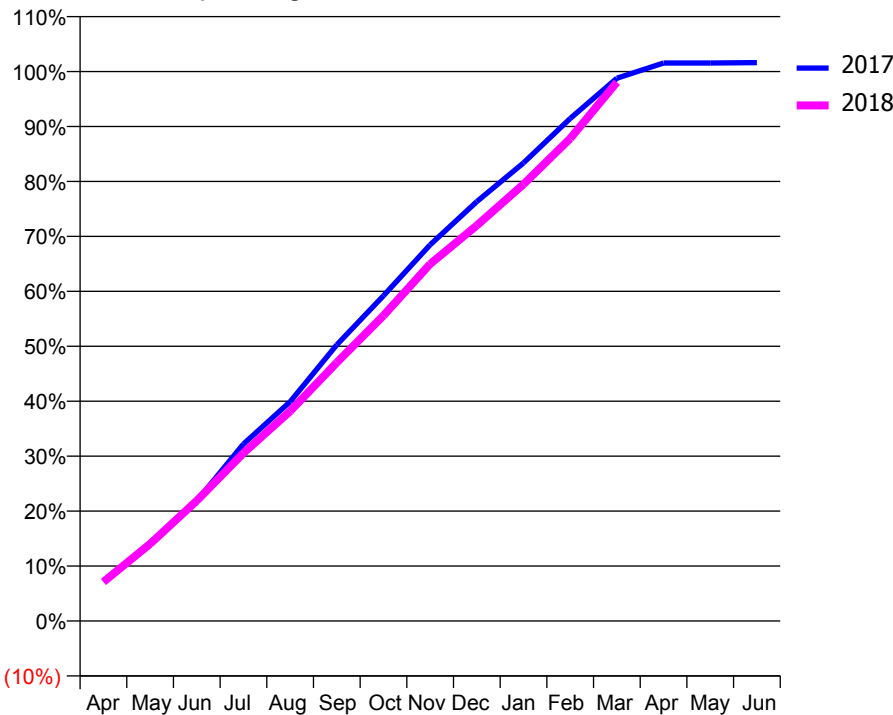
ACCESS*

Patients seen in 24 months	Total	Change since previous quarter
Quarter ending March 2017	5,782	
Quarter ending June 2017	5,798	→
Quarter ending September 2017	5,885	→
Quarter ending December 2017	5,910	→
Quarter ending March 2018	5,900	→
Variance since March 2017	2.0%	↑



ACTIVITY

Cumulative percentage of contracted UDA delivered 2017 & 2018



Month	Adjusted Scheduled Activity (UDA)	
	2017	2018
April	974	967
May	1,925	1,902
June	2,961	2,968
July	4,366	4,143
August	5,411	5,176
September	6,815	6,378
October	8,026	7,535
November	9,283	8,809
December	10,348	9,760
January	11,302	10,775
February	12,398	11,903
March	13,391	13,292
April	13,766	
May	13,766	
June	13,778	

QUALITY

	Quantity	Base Number	Contract	AT	Region	England
% of FP17s for the same patient ID Re-attending within 3 months - Children	245	2,626	9.3%	10.0%	11.5%	11.9%
% of FP17s for the same patient ID Re-attending within 3 months - Adults	552	4,736	11.7%	15.8%	16.8%	16.0%
% of FP17s for the same patient ID Re-attending between 3 & 9 months - Children	1,330	2,626	50.6%	47.3%	47.7%	58.3%
% of FP17s for the same patient ID Re-attending between 3 & 9 months - Adults	2,105	4,736	44.4%	37.5%	38.2%	50.3%
% of FP17s for Band 1 Urgent Courses	476	6,392	7.4%	10.9%	10.6%	9.1%
% of FP17s Relating to Free Repair or Replacements	48	6,392	0.8%	0.5%	0.6%	0.8%
% of FP17s Relating to Continuations	55	6,392	0.9%	0.6%	0.8%	1.0%
% of Patients satisfied with the dentistry they have received	6	8	N/A	87.9%	89.3%	91.5%
% of Patients satisfied with the time they had to wait for an appointment	7	8	N/A	83.3%	84.4%	87.9%

* This is based on patients treated on this contract for their most recent course of treatment. Figures in italics indicate the base number of FP17s or Patient Questionnaire responses are less than 100. N/A is shown where the base number of responses is less than 10 during the period. % is calculated as Quantity/Base number*100

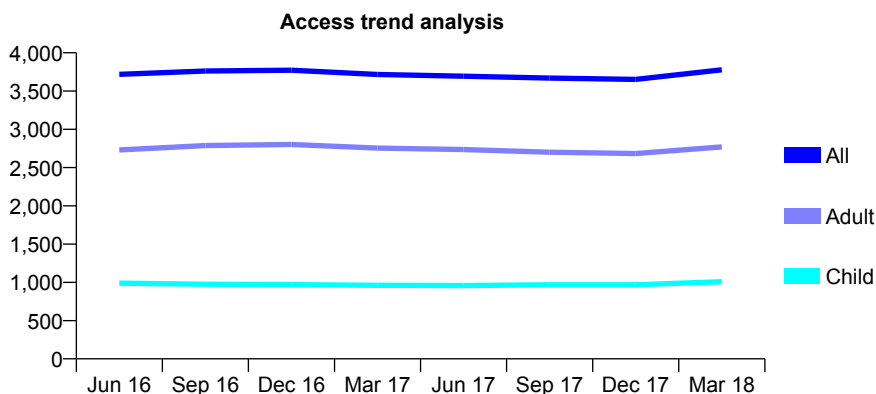
Q62 - Vital Signs At a Glance Contract Report for 763608/0001 - March 2018

Name or company name	MRS N TAVAKOLI
Contract type name	GDS Contract
Purpose of contract	General
Contract start date	01/04/2006
Contract end date	

17/18 Contracted general activity (UDA)	10,618
Carry forward general activity (UDA)	-66
17/18 Contracted orthodontic activity (UOA)	0
Carry forward orthodontic activity (UOA)	0
Baseline contract value	£311,096.12

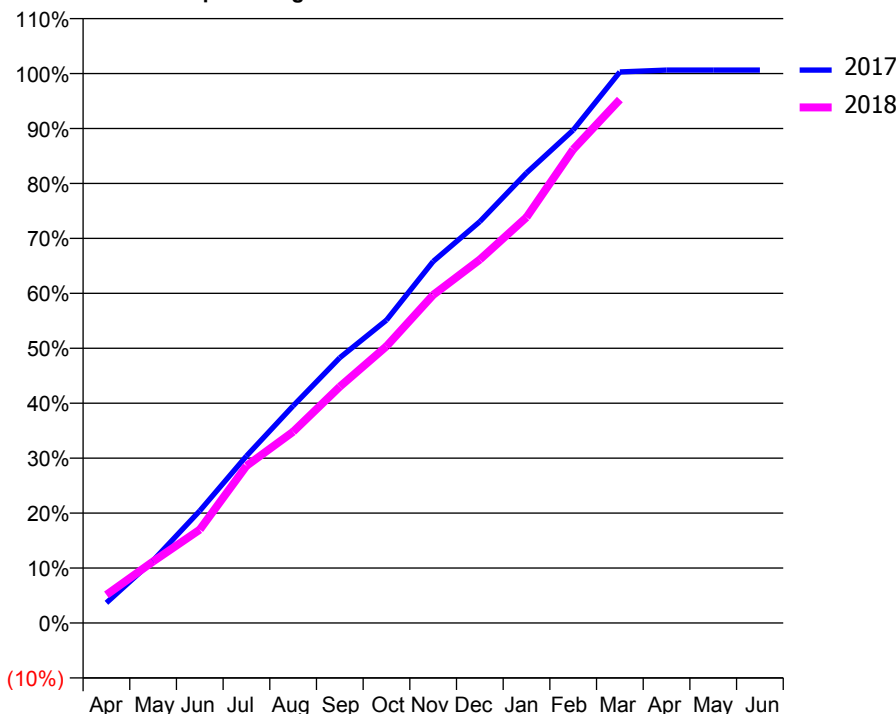
ACCESS*

Patients seen in 24 months	Total	Change since previous quarter
Quarter ending March 2017	3,716	
Quarter ending June 2017	3,694	→
Quarter ending September 2017	3,670	→
Quarter ending December 2017	3,652	→
Quarter ending March 2018	3,778	↑
Variance since March 2017	1.7%	→



ACTIVITY

Cumulative percentage of contracted UDA delivered 2017 & 2018



Adjusted Scheduled Activity (UDA)

Month	2017	2018
April	390	544
May	1,207	1,189
June	2,167	1,805
July	3,226	3,038
August	4,196	3,697
September	5,125	4,568
October	5,854	5,347
November	6,986	6,340
December	7,757	7,022
January	8,697	7,839
February	9,525	9,151
March	10,649	10,114
April	10,684	
May	10,684	
June	10,684	

QUALITY

	Quantity	Base Number	Contract	AT	Region	England
% of FP17s for the same patient ID Re-attending within 3 months - Children	38	1,019	3.7%	10.0%	11.5%	11.9%
% of FP17s for the same patient ID Re-attending within 3 months - Adults	161	2,590	6.2%	15.8%	16.8%	16.0%
% of FP17s for the same patient ID Re-attending between 3 & 9 months - Children	312	1,019	30.6%	47.3%	47.7%	58.3%
% of FP17s for the same patient ID Re-attending between 3 & 9 months - Adults	867	2,590	33.5%	37.5%	38.2%	50.3%
% of FP17s for Band 1 Urgent Courses	253	3,579	7.1%	10.9%	10.6%	9.1%
% of FP17s Relating to Free Repair or Replacements	20	3,579	0.6%	0.5%	0.6%	0.8%
% of FP17s Relating to Continuations	8	3,579	0.2%	0.6%	0.8%	1.0%
% of Patients satisfied with the dentistry they have received	4	4	N/A	87.9%	89.3%	91.5%
% of Patients satisfied with the time they had to wait for an appointment	3	4	N/A	83.3%	84.4%	87.9%

* This is based on patients treated on this contract for their most recent course of treatment. Figures in italics indicate the base number of FP17s or Patient Questionnaire responses are less than 100. N/A is shown where the base number of responses is less than 10 during the period. % is calculated as Quantity/Base number*100

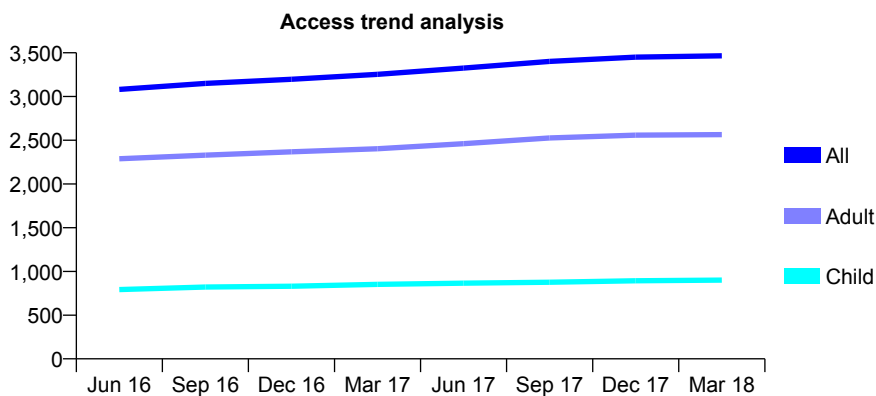
Q62 - Vital Signs At a Glance Contract Report for 763675/0002 - March 2018

Name or company name	MR SB MEHTA
Contract type name	GDS Contract
Purpose of contract	General
Contract start date	01/04/2006
Contract end date	

17/18 Contracted general activity (UDA)	9,778
Carry forward general activity (UDA)	-42
17/18 Contracted orthodontic activity (UOA)	0
Carry forward orthodontic activity (UOA)	0
Baseline contract value	£238,816.87

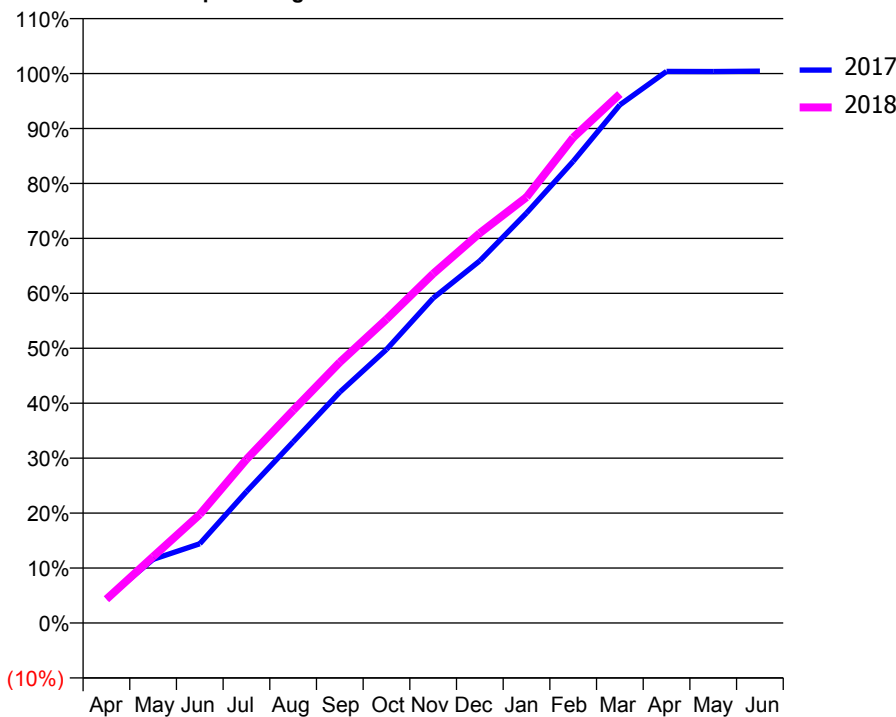
ACCESS*

Patients seen in 24 months	Total	Change since previous quarter
Quarter ending March 2017	3,253	
Quarter ending June 2017	3,326	↑
Quarter ending September 2017	3,402	↑
Quarter ending December 2017	3,451	→
Quarter ending March 2018	3,465	→
Variance since March 2017	6.5%	↑



ACTIVITY

Cumulative percentage of contracted UDA delivered 2017 & 2018



Month	Adjusted Scheduled Activity (UDA)	
	2017	2018
April	431	424
May	1,134	1,180
June	1,410	1,933
July	2,338	2,912
August	3,224	3,784
September	4,108	4,639
October	4,867	5,406
November	5,780	6,216
December	6,447	6,940
January	7,296	7,578
February	8,216	8,639
March	9,220	9,412
April	9,815	
May	9,814	
June	9,820	

QUALITY

	Quantity	Base Number	Contract	AT	Region	England
% of FP17s for the same patient ID Re-attending within 3 months - Children	116	1,314	8.8%	10.0%	11.5%	11.9%
% of FP17s for the same patient ID Re-attending within 3 months - Adults	570	3,493	16.3%	15.8%	16.8%	16.0%
% of FP17s for the same patient ID Re-attending between 3 & 9 months - Children	713	1,314	54.3%	47.3%	47.7%	58.3%
% of FP17s for the same patient ID Re-attending between 3 & 9 months - Adults	1,782	3,493	51.0%	37.5%	38.2%	50.3%
% of FP17s for Band 1 Urgent Courses	301	4,600	6.5%	10.9%	10.6%	9.1%
% of FP17s Relating to Free Repair or Replacements	18	4,600	0.4%	0.5%	0.6%	0.8%
% of FP17s Relating to Continuations	57	4,600	1.2%	0.6%	0.8%	1.0%
% of Patients satisfied with the dentistry they have received	4	4	N/A	87.9%	89.3%	91.5%
% of Patients satisfied with the time they had to wait for an appointment	4	4	N/A	83.3%	84.4%	87.9%

* This is based on patients treated on this contract for their most recent course of treatment. Figures in italics indicate the base number of FP17s or Patient Questionnaire responses are less than 100. N/A is shown where the base number of responses is less than 10 during the period. % is calculated as Quantity/Base number*100

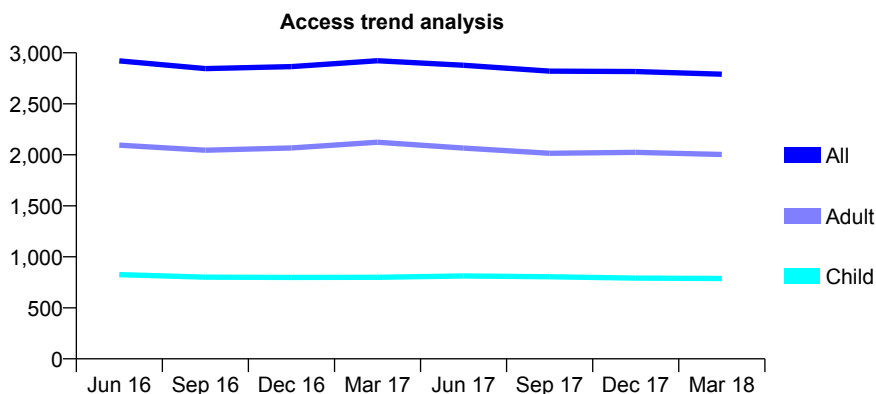
Q62 - Vital Signs At a Glance Contract Report for 763802/0001 - March 2018

Name or company name	MR R VADHER
Contract type name	GDS Contract
Purpose of contract	General
Contract start date	01/04/2006
Contract end date	

17/18 Contracted general activity (UDA)	6,390
Carry forward general activity (UDA)	-128
17/18 Contracted orthodontic activity (UOA)	0
Carry forward orthodontic activity (UOA)	0
Baseline contract value	£171,105.94

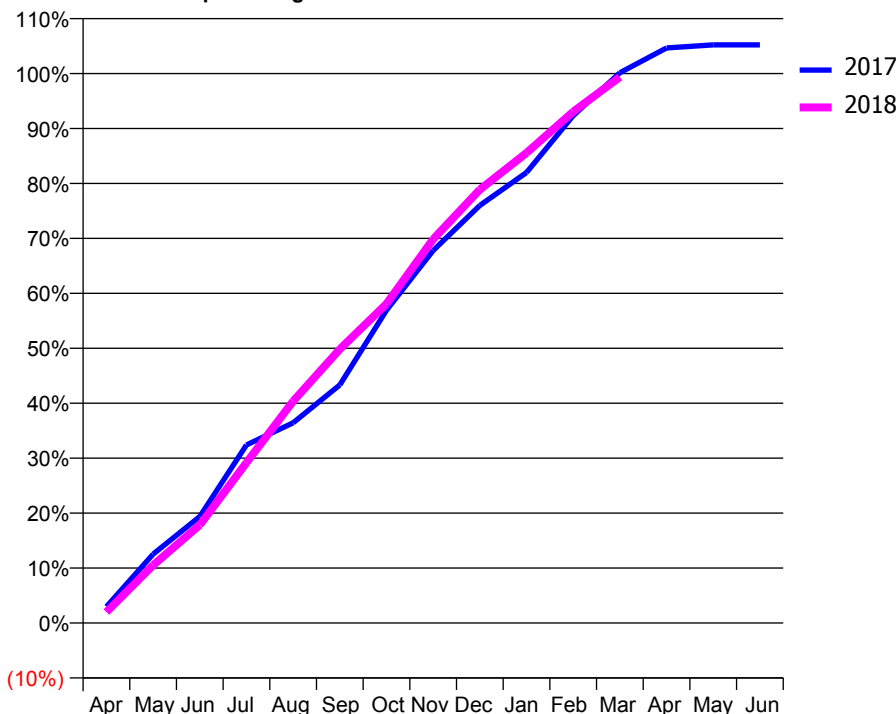
ACCESS*

Patients seen in 24 months	Total	Change since previous quarter
Quarter ending March 2017	2,922	
Quarter ending June 2017	2,878	↓
Quarter ending September 2017	2,820	↓
Quarter ending December 2017	2,816	→
Quarter ending March 2018	2,790	→
Variance since March 2017	(4.5%)	↓



ACTIVITY

Cumulative percentage of contracted UDA delivered 2017 & 2018



Month	Adjusted Scheduled Activity (UDA)	
	2017	2018
April	190	128
May	800	672
June	1,239	1,140
July	2,071	1,865
August	2,329	2,579
September	2,769	3,184
October	3,637	3,711
November	4,331	4,463
December	4,855	5,040
January	5,239	5,467
February	5,900	5,946
March	6,398	6,349
April	6,687	
May	6,722	
June	6,722	

QUALITY

	Quantity	Base Number	Contract	AT	Region	England
% of FP17s for the same patient ID Re-attending within 3 months - Children	24	720	3.3%	10.0%	11.5%	11.9%
% of FP17s for the same patient ID Re-attending within 3 months - Adults	127	1,701	7.5%	15.8%	16.8%	16.0%
% of FP17s for the same patient ID Re-attending between 3 & 9 months - Children	202	720	28.1%	47.3%	47.7%	58.3%
% of FP17s for the same patient ID Re-attending between 3 & 9 months - Adults	432	1,701	25.4%	37.5%	38.2%	50.3%
% of FP17s for Band 1 Urgent Courses	24	2,291	1.0%	10.9%	10.6%	9.1%
% of FP17s Relating to Free Repair or Replacements	1	2,291	0.0%	0.5%	0.6%	0.8%
% of FP17s Relating to Continuations	3	2,291	0.1%	0.6%	0.8%	1.0%
% of Patients satisfied with the dentistry they have received	1	1	N/A	87.9%	89.3%	91.5%
% of Patients satisfied with the time they had to wait for an appointment	1	1	N/A	83.3%	84.4%	87.9%

* This is based on patients treated on this contract for their most recent course of treatment. Figures in italics indicate the base number of FP17s or Patient Questionnaire responses are less than 100. N/A is shown where the base number of responses is less than 10 during the period. % is calculated as Quantity/Base number*100

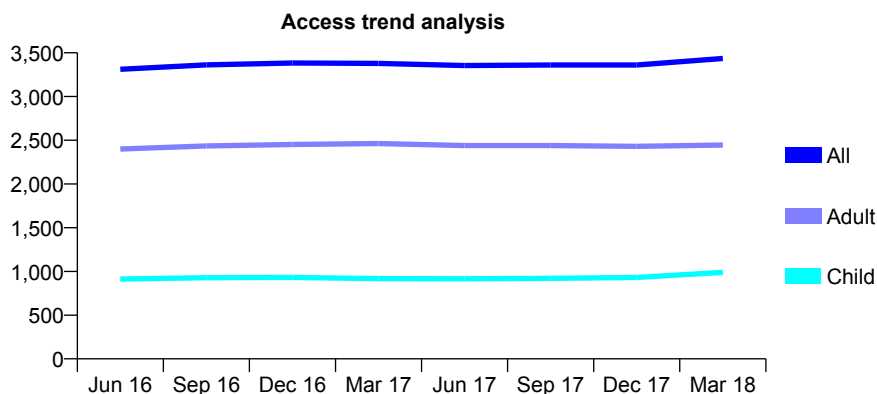
Q62 - Vital Signs At a Glance Contract Report for 763934/0001 - March 2018

Name or company name	MRS F KHOSRAVI
Contract type name	GDS Contract
Purpose of contract	General
Contract start date	01/04/2006
Contract end date	

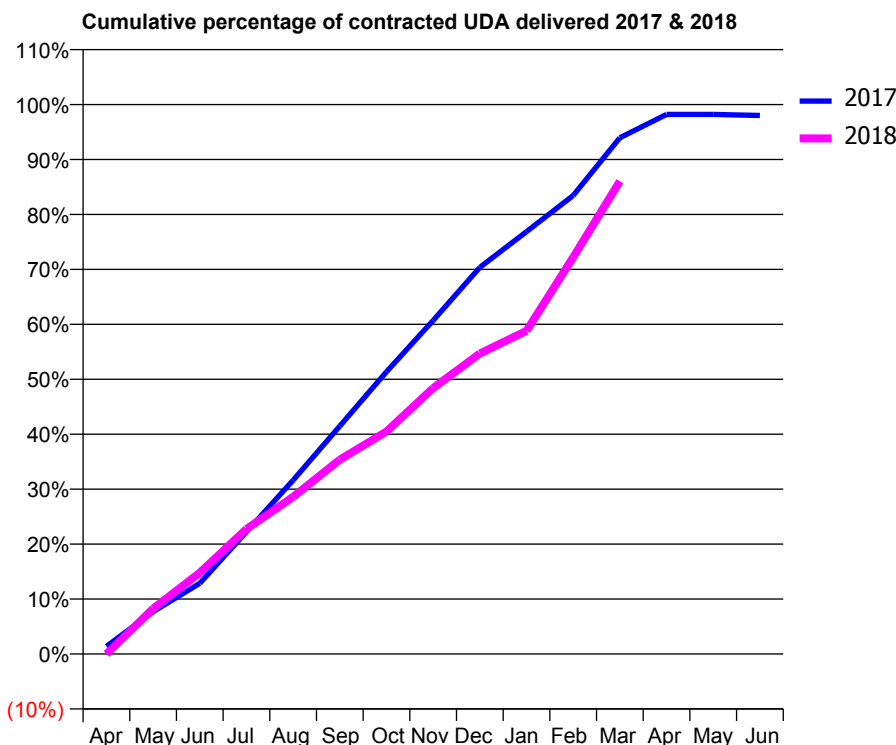
17/18 Contracted general activity (UDA)	12,195
Carry forward general activity (UDA)	243
17/18 Contracted orthodontic activity (UOA)	0
Carry forward orthodontic activity (UOA)	0
Baseline contract value	£383,119.73

ACCESS*

Patients seen in 24 months	Total	Change since previous quarter
Quarter ending March 2017	3,379	
Quarter ending June 2017	3,355	→
Quarter ending September 2017	3,360	→
Quarter ending December 2017	3,361	→
Quarter ending March 2018	3,435	↑
Variance since March 2017	1.7%	→



ACTIVITY



Month	Adjusted Scheduled Activity (UDA)	
	2017	2018
April	170	3
May	941	1,007
June	1,570	1,804
July	2,711	2,775
August	3,858	3,487
September	5,060	4,313
October	6,262	4,938
November	7,404	5,903
December	8,582	6,670
January	9,374	7,172
February	10,177	8,806
March	11,456	10,492
April	11,976	
May	11,975	
June	11,952	

QUALITY

	Quantity	Base Number	Contract	AT	Region	England
% of FP17s for the same patient ID Re-attending within 3 months - Children	101	1,130	8.9%	10.0%	11.5%	11.9%
% of FP17s for the same patient ID Re-attending within 3 months - Adults	542	2,726	19.9%	15.8%	16.8%	16.0%
% of FP17s for the same patient ID Re-attending between 3 & 9 months - Children	375	1,130	33.2%	47.3%	47.7%	58.3%
% of FP17s for the same patient ID Re-attending between 3 & 9 months - Adults	933	2,726	34.2%	37.5%	38.2%	50.3%
% of FP17s for Band 1 Urgent Courses	465	3,717	12.5%	10.9%	10.6%	9.1%
% of FP17s Relating to Free Repair or Replacements	10	3,717	0.3%	0.5%	0.6%	0.8%
% of FP17s Relating to Continuations	11	3,717	0.3%	0.6%	0.8%	1.0%
% of Patients satisfied with the dentistry they have received	0	0	N/A	87.9%	89.3%	91.5%
% of Patients satisfied with the time they had to wait for an appointment	0	0	N/A	83.3%	84.4%	87.9%

* This is based on patients treated on this contract for their most recent course of treatment. Figures in italics indicate the base number of FP17s or Patient Questionnaire responses are less than 100. N/A is shown where the base number of responses is less than 10 during the period. % is calculated as Quantity/Base number*100

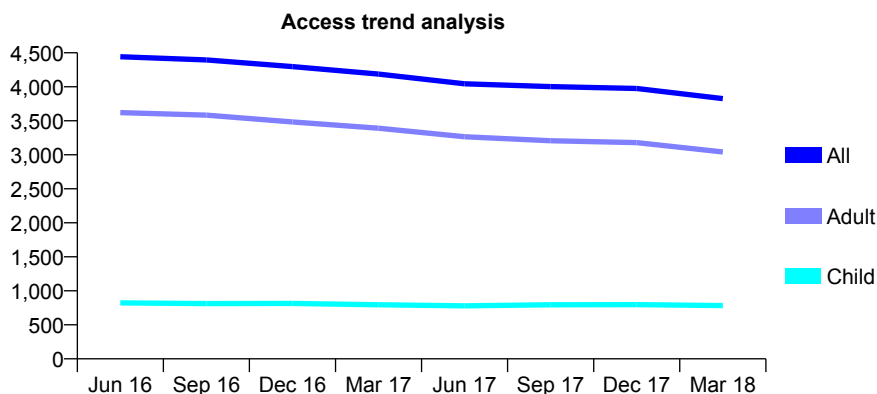
Q62 - Vital Signs At a Glance Contract Report for 764957/0003 - March 2018

Name or company name	Valecha Dental Practice
Contract type name	GDS Contract
Purpose of contract	General
Contract start date	01/04/2006
Contract end date	

17/18 Contracted general activity (UDA)	15,834
Carry forward general activity (UDA)	58
17/18 Contracted orthodontic activity (UOA)	0
Carry forward orthodontic activity (UOA)	0
Baseline contract value	£409,418.82

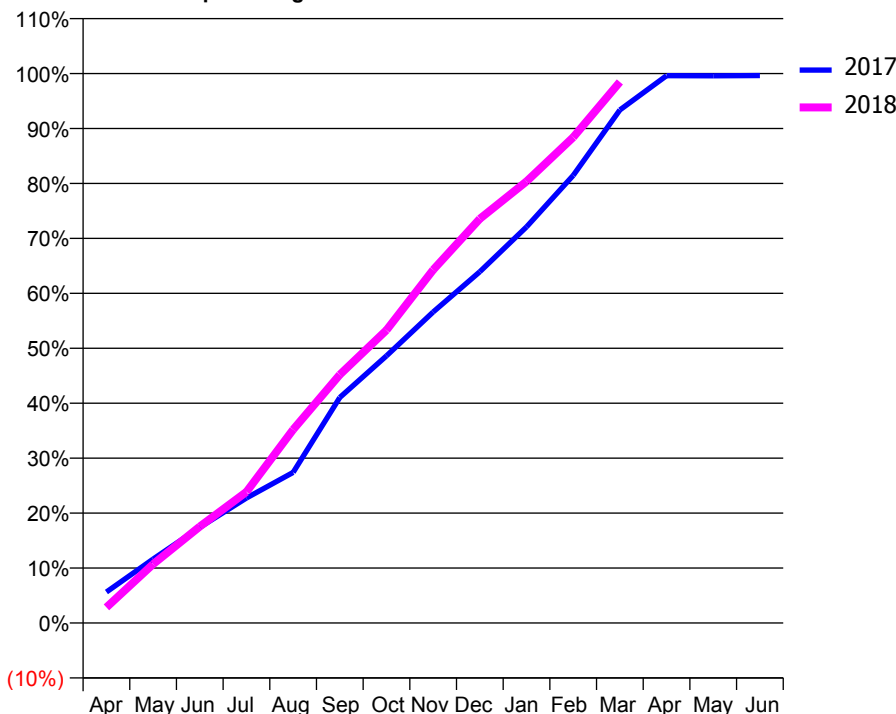
ACCESS*

Patients seen in 24 months	Total	Change since previous quarter
Quarter ending March 2017	4,187	
Quarter ending June 2017	4,045	↓
Quarter ending September 2017	4,002	↓
Quarter ending December 2017	3,976	→
Quarter ending March 2018	3,826	↓
Variance since March 2017	(8.6%)	↓



ACTIVITY

Cumulative percentage of contracted UDA delivered 2017 & 2018



Month	Adjusted Scheduled Activity (UDA)	
	2017	2018
April	892	452
May	1,842	1,698
June	2,756	2,781
July	3,603	3,779
August	4,341	5,575
September	6,498	7,158
October	7,697	8,441
November	8,961	10,175
December	10,121	11,648
January	11,416	12,724
February	12,898	13,995
March	14,784	15,590
April	15,770	
May	15,768	
June	15,776	

QUALITY

	Quantity	Base Number	Contract	AT	Region	England
% of FP17s for the same patient ID Re-attending within 3 months - Children	171	1,126	15.2%	10.0%	11.5%	11.9%
% of FP17s for the same patient ID Re-attending within 3 months - Adults	714	3,757	19.0%	15.8%	16.8%	16.0%
% of FP17s for the same patient ID Re-attending between 3 & 9 months - Children	516	1,126	45.8%	47.3%	47.7%	58.3%
% of FP17s for the same patient ID Re-attending between 3 & 9 months - Adults	1,526	3,757	40.6%	37.5%	38.2%	50.3%
% of FP17s for Band 1 Urgent Courses	296	4,650	6.4%	10.9%	10.6%	9.1%
% of FP17s Relating to Free Repair or Replacements	106	4,650	2.3%	0.5%	0.6%	0.8%
% of FP17s Relating to Continuations	20	4,650	0.4%	0.6%	0.8%	1.0%
% of Patients satisfied with the dentistry they have received	4	4	N/A	87.9%	89.3%	91.5%
% of Patients satisfied with the time they had to wait for an appointment	4	4	N/A	83.3%	84.4%	87.9%

* This is based on patients treated on this contract for their most recent course of treatment. Figures in italics indicate the base number of FP17s or Patient Questionnaire responses are less than 100. N/A is shown where the base number of responses is less than 10 during the period. % is calculated as Quantity/Base number*100

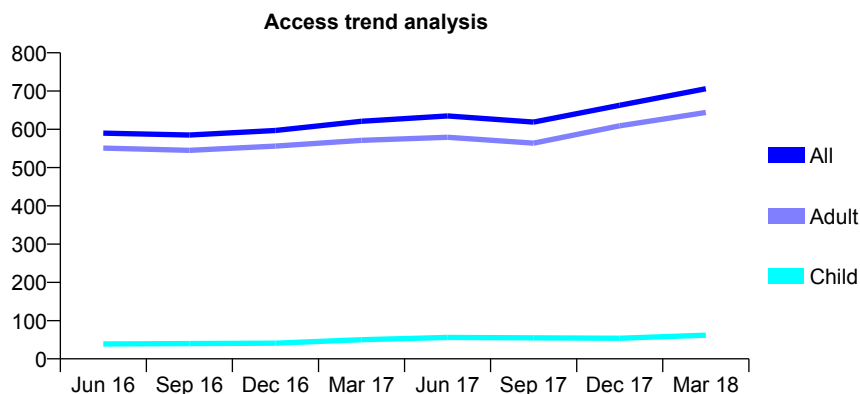
Q62 - Vital Signs At a Glance Contract Report for 766895/0001 - March 2018

Name or company name	MR M SOLTAN MOHAMMADI KHAYAT
Contract type name	GDS Contract
Purpose of contract	General
Contract start date	01/04/2006
Contract end date	

17/18 Contracted general activity (UDA)	976
Carry forward general activity (UDA)	-15
17/18 Contracted orthodontic activity (UOA)	0
Carry forward orthodontic activity (UOA)	0
Baseline contract value	£35,601.62

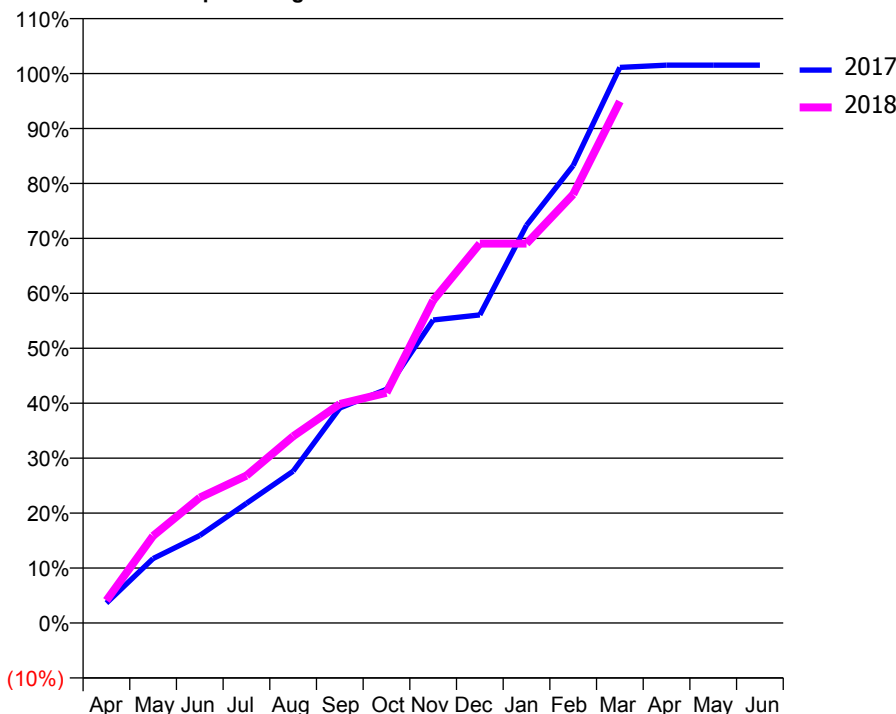
ACCESS*

Patients seen in 24 months	Total	Change since previous quarter
Quarter ending March 2017	621	
Quarter ending June 2017	635	↑
Quarter ending September 2017	619	↓
Quarter ending December 2017	663	↑
Quarter ending March 2018	706	↑
Variance since March 2017	13.7%	↑



ACTIVITY

Cumulative percentage of contracted UDA delivered 2017 & 2018



Month	Adjusted Scheduled Activity (UDA)	
	2017	2018
April	35	40
May	115	155
June	156	223
July	213	262
August	270	332
September	382	389
October	415	409
November	538	573
December	547	674
January	706	674
February	812	761
March	987	926
April	991	
May	991	
June	991	

QUALITY

	Quantity	Base Number	Contract	AT	Region	England
% of FP17s for the same patient ID Re-attending within 3 months - Children	5	67	7.5%	10.0%	11.5%	11.9%
% of FP17s for the same patient ID Re-attending within 3 months - Adults	14	494	2.8%	15.8%	16.8%	16.0%
% of FP17s for the same patient ID Re-attending between 3 & 9 months - Children	24	67	35.8%	47.3%	47.7%	58.3%
% of FP17s for the same patient ID Re-attending between 3 & 9 months - Adults	102	494	20.6%	37.5%	38.2%	50.3%
% of FP17s for Band 1 Urgent Courses	7	557	1.3%	10.9%	10.6%	9.1%
% of FP17s Relating to Free Repair or Replacements	0	557	0.0%	0.5%	0.6%	0.8%
% of FP17s Relating to Continuations	0	557	0.0%	0.6%	0.8%	1.0%
% of Patients satisfied with the dentistry they have received	0	0	N/A	87.9%	89.3%	91.5%
% of Patients satisfied with the time they had to wait for an appointment	0	0	N/A	83.3%	84.4%	87.9%

* This is based on patients treated on this contract for their most recent course of treatment. Figures in italics indicate the base number of FP17s or Patient Questionnaire responses are less than 100. N/A is shown where the base number of responses is less than 10 during the period. % is calculated as Quantity/Base number*100

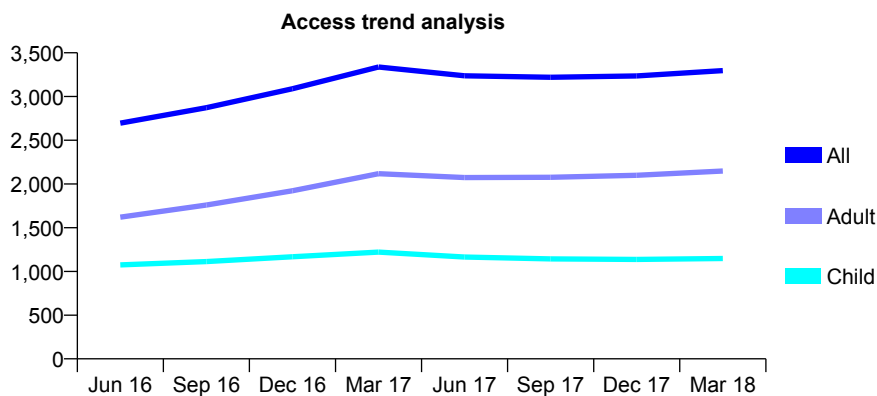
Q62 - Vital Signs At a Glance Contract Report for 766895/0004 - March 2018

Name or company name	MR M SOLTAN MOHAMMADI KHAYAT
Contract type name	GDS Contract
Purpose of contract	General
Contract start date	01/02/2015
Contract end date	

17/18 Contracted general activity (UDA)	9,365
Carry forward general activity (UDA)	-98
17/18 Contracted orthodontic activity (UOA)	0
Carry forward orthodontic activity (UOA)	0
Baseline contract value	£261,228.51

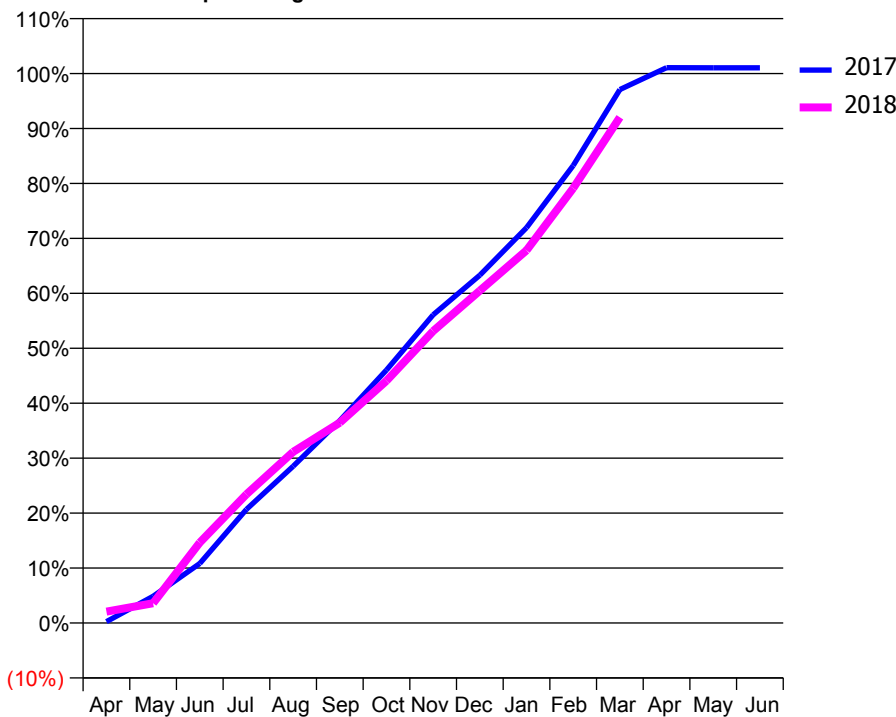
ACCESS*

Patients seen in 24 months	Total	Change since previous quarter
Quarter ending March 2017	3,338	
Quarter ending June 2017	3,237	↓
Quarter ending September 2017	3,220	→
Quarter ending December 2017	3,236	→
Quarter ending March 2018	3,296	→
Variance since March 2017	(1.3%)	↓



ACTIVITY

Cumulative percentage of contracted UDA delivered 2017 & 2018



Month	Adjusted Scheduled Activity (UDA)	
	2017	2018
April	24	195
May	455	337
June	1,015	1,372
July	1,937	2,193
August	2,672	2,918
September	3,452	3,415
October	4,312	4,129
November	5,252	4,976
December	5,927	5,665
January	6,737	6,350
February	7,796	7,411
March	9,093	8,618
April	9,464	
May	9,463	
June	9,463	

QUALITY

	Quantity	Base Number	Contract	AT	Region	England
% of FP17s for the same patient ID Re-attending within 3 months - Children	139	1,635	8.5%	10.0%	11.5%	11.9%
% of FP17s for the same patient ID Re-attending within 3 months - Adults	252	2,229	11.3%	15.8%	16.8%	16.0%
% of FP17s for the same patient ID Re-attending between 3 & 9 months - Children	937	1,635	57.3%	47.3%	47.7%	58.3%
% of FP17s for the same patient ID Re-attending between 3 & 9 months - Adults	964	2,229	43.2%	37.5%	38.2%	50.3%
% of FP17s for Band 1 Urgent Courses	332	3,780	8.8%	10.9%	10.6%	9.1%
% of FP17s Relating to Free Repair or Replacements	8	3,780	0.2%	0.5%	0.6%	0.8%
% of FP17s Relating to Continuations	1	3,780	0.0%	0.6%	0.8%	1.0%
% of Patients satisfied with the dentistry they have received	1	1	N/A	87.9%	89.3%	91.5%
% of Patients satisfied with the time they had to wait for an appointment	0	1	N/A	83.3%	84.4%	87.9%

* This is based on patients treated on this contract for their most recent course of treatment. Figures in italics indicate the base number of FP17s or Patient Questionnaire responses are less than 100. N/A is shown where the base number of responses is less than 10 during the period. % is calculated as Quantity/Base number*100

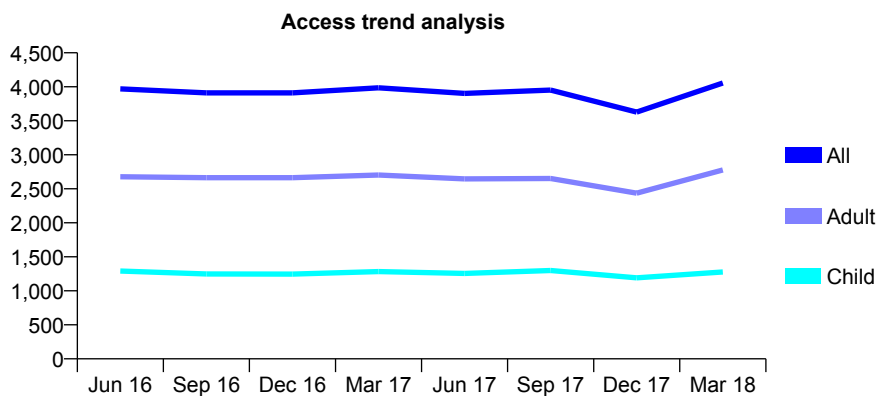
Q62 - Vital Signs At a Glance Contract Report for 767697/0002 - March 2018

Name or company name	MR F RAMEZANI
Contract type name	GDS Contract
Purpose of contract	General
Contract start date	01/04/2006
Contract end date	

17/18 Contracted general activity (UDA)	8,692
Carry forward general activity (UDA)	-17
17/18 Contracted orthodontic activity (UOA)	0
Carry forward orthodontic activity (UOA)	0
Baseline contract value	£238,481.00

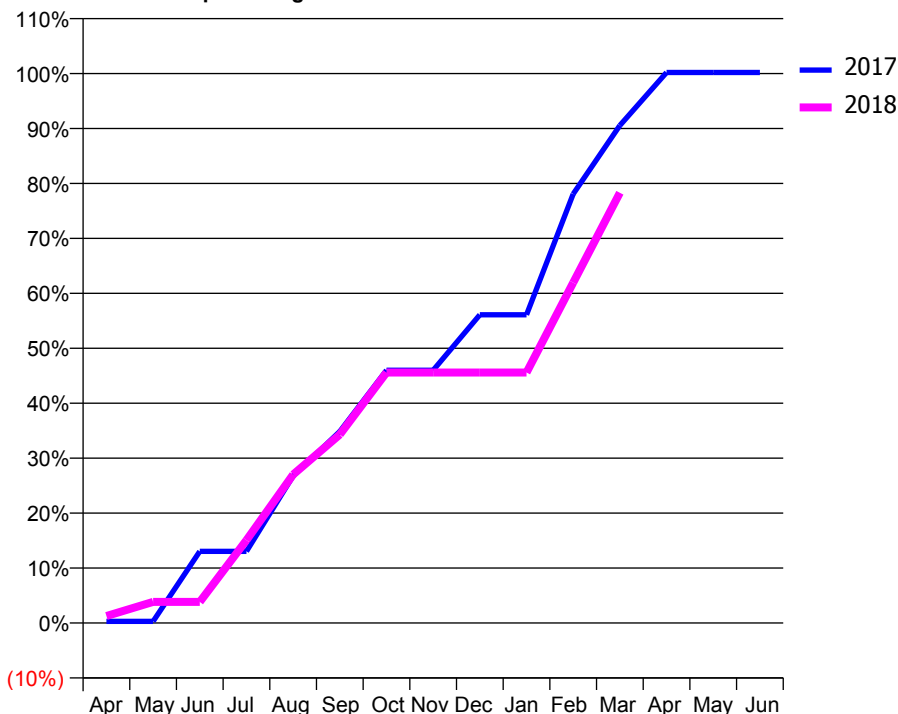
ACCESS*

Patients seen in 24 months	Total	Change since previous quarter
Quarter ending March 2017	3,986	
Quarter ending June 2017	3,902	↓
Quarter ending September 2017	3,951	→
Quarter ending December 2017	3,629	↓
Quarter ending March 2018	4,056	↑
Variance since March 2017	1.8%	→



ACTIVITY

Cumulative percentage of contracted UDA delivered 2017 & 2018



Month	Adjusted Scheduled Activity (UDA)	
	2017	2018
April	27	111
May	27	335
June	1,133	335
July	1,133	1,311
August	2,327	2,349
September	3,031	2,981
October	3,998	3,962
November	3,998	3,962
December	4,875	3,962
January	4,875	3,962
February	6,787	5,385
March	7,872	6,805
April	8,709	
May	8,709	
June	8,709	

QUALITY

	Quantity	Base Number	Contract	AT	Region	England
% of FP17s for the same patient ID Re-attending within 3 months - Children	48	1,229	3.9%	10.0%	11.5%	11.9%
% of FP17s for the same patient ID Re-attending within 3 months - Adults	156	2,253	6.9%	15.8%	16.8%	16.0%
% of FP17s for the same patient ID Re-attending between 3 & 9 months - Children	330	1,229	26.9%	47.3%	47.7%	58.3%
% of FP17s for the same patient ID Re-attending between 3 & 9 months - Adults	586	2,253	26.0%	37.5%	38.2%	50.3%
% of FP17s for Band 1 Urgent Courses	55	3,234	1.7%	10.9%	10.6%	9.1%
% of FP17s Relating to Free Repair or Replacements	5	3,234	0.2%	0.5%	0.6%	0.8%
% of FP17s Relating to Continuations	48	3,234	1.5%	0.6%	0.8%	1.0%
% of Patients satisfied with the dentistry they have received	2	2	N/A	87.9%	89.3%	91.5%
% of Patients satisfied with the time they had to wait for an appointment	2	2	N/A	83.3%	84.4%	87.9%

* This is based on patients treated on this contract for their most recent course of treatment. Figures in italics indicate the base number of FP17s or Patient Questionnaire responses are less than 100. N/A is shown where the base number of responses is less than 10 during the period. % is calculated as Quantity/Base number*100

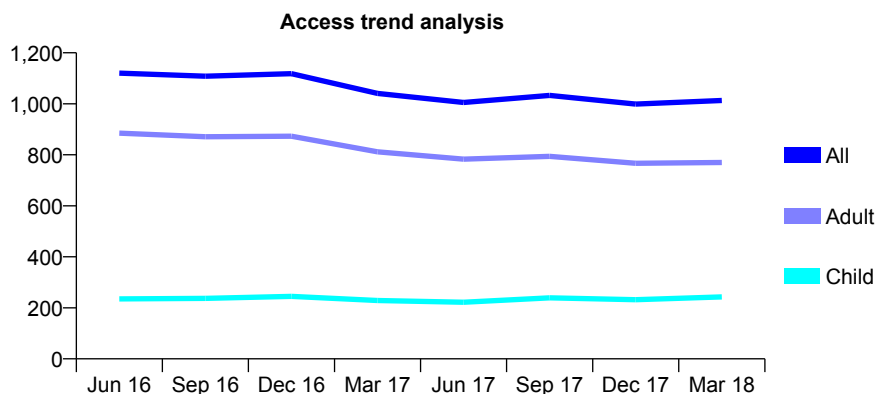
Q62 - Vital Signs At a Glance Contract Report for 768286/0001 - March 2018

Name or company name	MR NA BARAKJI
Contract type name	GDS Contract
Purpose of contract	General
Contract start date	01/04/2006
Contract end date	

17/18 Contracted general activity (UDA)	4,598
Carry forward general activity (UDA)	-29
17/18 Contracted orthodontic activity (UOA)	0
Carry forward orthodontic activity (UOA)	0
Baseline contract value	£149,800.16

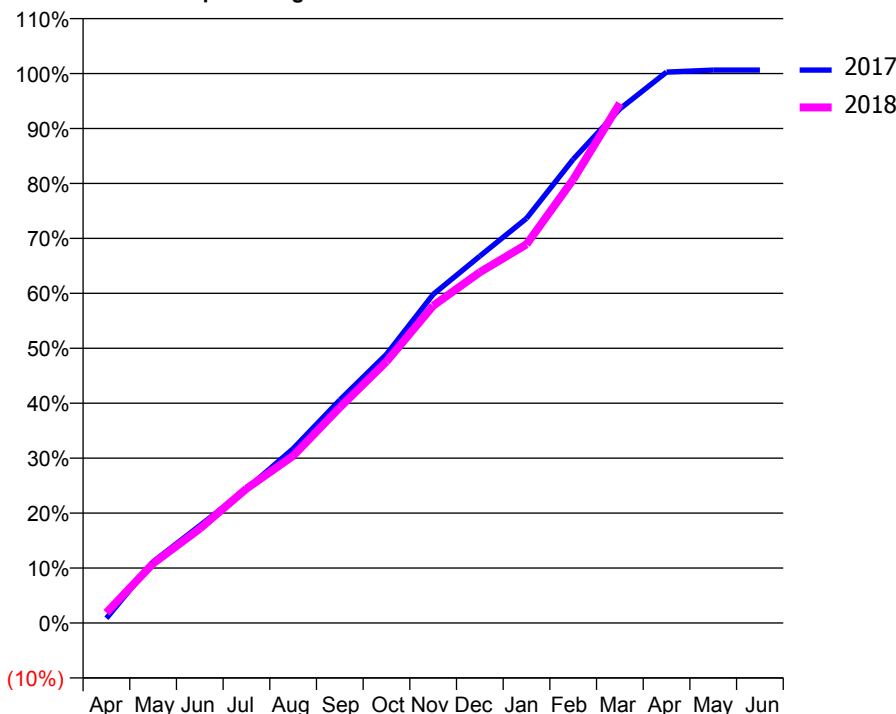
ACCESS*

Patients seen in 24 months	Total	Change since previous quarter
Quarter ending March 2017	1,041	
Quarter ending June 2017	1,005	↓
Quarter ending September 2017	1,033	↑
Quarter ending December 2017	999	↓
Quarter ending March 2018	1,013	→
Variance since March 2017	(2.7%)	↓



ACTIVITY

Cumulative percentage of contracted UDA delivered 2017 & 2018



Month	Adjusted Scheduled Activity (UDA)	
	2017	2018
April	40	86
May	512	498
June	815	789
July	1,122	1,125
August	1,459	1,398
September	1,866	1,803
October	2,249	2,188
November	2,750	2,655
December	3,071	2,935
January	3,386	3,168
February	3,880	3,711
March	4,302	4,349
April	4,610	
May	4,627	
June	4,627	

QUALITY

	Quantity	Base Number	Contract	AT	Region	England
% of FP17s for the same patient ID Re-attending within 3 months - Children	21	300	7.0%	10.0%	11.5%	11.9%
% of FP17s for the same patient ID Re-attending within 3 months - Adults	214	1,006	21.3%	15.8%	16.8%	16.0%
% of FP17s for the same patient ID Re-attending between 3 & 9 months - Children	124	300	41.3%	47.3%	47.7%	58.3%
% of FP17s for the same patient ID Re-attending between 3 & 9 months - Adults	399	1,006	39.7%	37.5%	38.2%	50.3%
% of FP17s for Band 1 Urgent Courses	213	1,247	17.1%	10.9%	10.6%	9.1%
% of FP17s Relating to Free Repair or Replacements	1	1,247	0.1%	0.5%	0.6%	0.8%
% of FP17s Relating to Continuations	12	1,247	1.0%	0.6%	0.8%	1.0%
% of Patients satisfied with the dentistry they have received	2	2	N/A	87.9%	89.3%	91.5%
% of Patients satisfied with the time they had to wait for an appointment	2	2	N/A	83.3%	84.4%	87.9%

* This is based on patients treated on this contract for their most recent course of treatment. Figures in italics indicate the base number of FP17s or Patient Questionnaire responses are less than 100. N/A is shown where the base number of responses is less than 10 during the period. % is calculated as Quantity/Base number*100

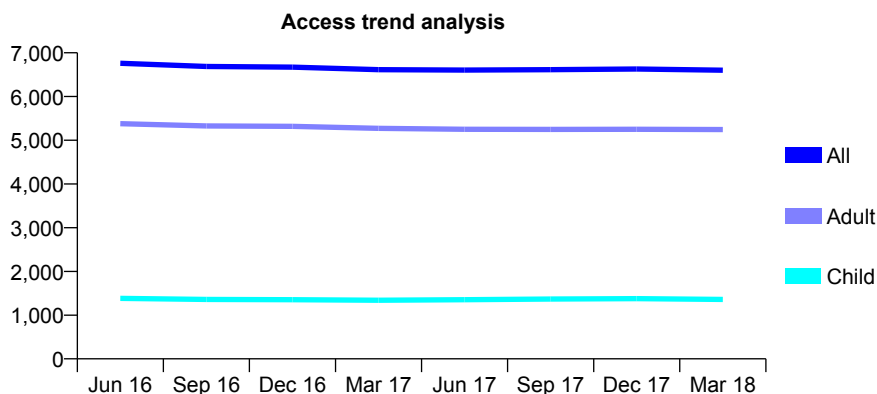
Q62 - Vital Signs At a Glance Contract Report for 768359/0001 - March 2018

Name or company name	MR KC SHAH
Contract type name	GDS Contract
Purpose of contract	General
Contract start date	01/04/2006
Contract end date	

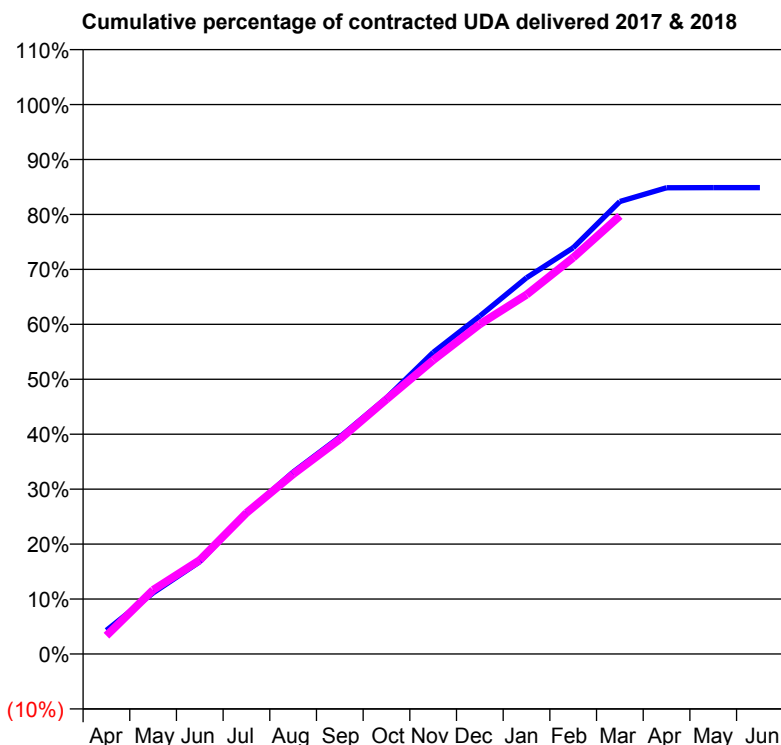
17/18 Contracted general activity (UDA)	22,099
Carry forward general activity (UDA)	0
17/18 Contracted orthodontic activity (UOA)	0
Carry forward orthodontic activity (UOA)	0
Baseline contract value	£657,215.79

ACCESS*

Patients seen in 24 months	Total	Change since previous quarter
Quarter ending March 2017	6,613	
Quarter ending June 2017	6,606	→
Quarter ending September 2017	6,615	→
Quarter ending December 2017	6,628	→
Quarter ending March 2018	6,603	→
Variance since March 2017	(0.2%)	→



ACTIVITY



Month	Adjusted Scheduled Activity (UDA)	
	2017	2018
April	950	737
May	2,457	2,579
June	3,713	3,779
July	5,677	5,679
August	7,320	7,232
September	8,727	8,636
October	10,299	10,241
November	12,129	11,818
December	13,593	13,267
January	15,132	14,452
February	16,338	15,942
March	18,201	17,618
April	18,749	
May	18,755	
June	18,756	

QUALITY

	Quantity	Base Number	Contract	AT	Region	England
% of FP17s for the same patient ID Re-attending within 3 months - Children	88	1,840	4.8%	10.0%	11.5%	11.9%
% of FP17s for the same patient ID Re-attending within 3 months - Adults	850	6,183	13.7%	15.8%	16.8%	16.0%
% of FP17s for the same patient ID Re-attending between 3 & 9 months - Children	980	1,840	53.3%	47.3%	47.7%	58.3%
% of FP17s for the same patient ID Re-attending between 3 & 9 months - Adults	2,669	6,183	43.2%	37.5%	38.2%	50.3%
% of FP17s for Band 1 Urgent Courses	748	7,730	9.7%	10.9%	10.6%	9.1%
% of FP17s Relating to Free Repair or Replacements	43	7,730	0.6%	0.5%	0.6%	0.8%
% of FP17s Relating to Continuations	83	7,730	1.1%	0.6%	0.8%	1.0%
% of Patients satisfied with the dentistry they have received	5	5	N/A	87.9%	89.3%	91.5%
% of Patients satisfied with the time they had to wait for an appointment	4	5	N/A	83.3%	84.4%	87.9%

* This is based on patients treated on this contract for their most recent course of treatment. Figures in italics indicate the base number of FP17s or Patient Questionnaire responses are less than 100. N/A is shown where the base number of responses is less than 10 during the period. % is calculated as Quantity/Base number*100

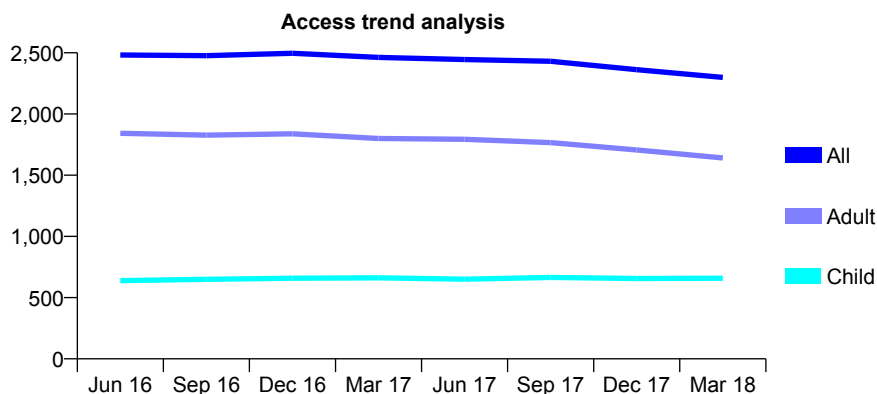
Q62 - Vital Signs At a Glance Contract Report for 769576/0001 - March 2018

Name or company name	MR E GANJEH KHOSRAVI
Contract type name	GDS Contract
Purpose of contract	General
Contract start date	01/04/2006
Contract end date	

17/18 Contracted general activity (UDA)	9,073
Carry forward general activity (UDA)	-3
17/18 Contracted orthodontic activity (UOA)	0
Carry forward orthodontic activity (UOA)	0
Baseline contract value	£278,670.12

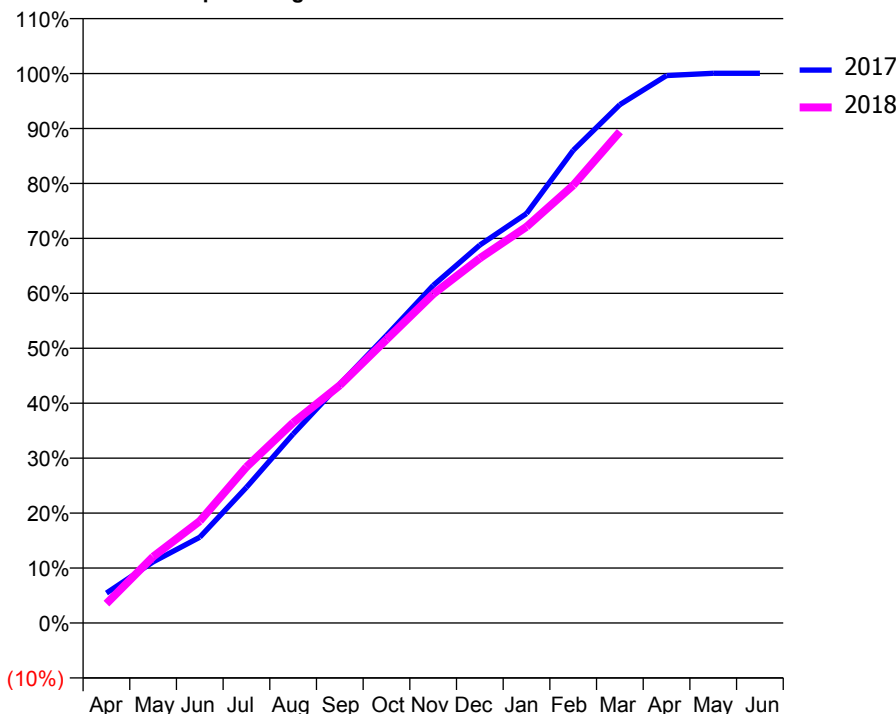
ACCESS*

Patients seen in 24 months	Total	Change since previous quarter
Quarter ending March 2017	2,462	
Quarter ending June 2017	2,445	→
Quarter ending September 2017	2,431	→
Quarter ending December 2017	2,362	↓
Quarter ending March 2018	2,299	↓
Variance since March 2017	(6.6%)	↓



ACTIVITY

Cumulative percentage of contracted UDA delivered 2017 & 2018



Month	Adjusted Scheduled Activity (UDA)	
	2017	2018
April	494	320
May	1,009	1,096
June	1,417	1,683
July	2,241	2,576
August	3,120	3,308
September	3,943	3,924
October	4,749	4,679
November	5,573	5,431
December	6,241	6,024
January	6,760	6,542
February	7,805	7,228
March	8,558	8,112
April	9,039	
May	9,076	
June	9,076	

QUALITY

	Quantity	Base Number	Contract	AT	Region	England
% of FP17s for the same patient ID Re-attending within 3 months - Children	64	797	8.0%	10.0%	11.5%	11.9%
% of FP17s for the same patient ID Re-attending within 3 months - Adults	298	1,802	16.5%	15.8%	16.8%	16.0%
% of FP17s for the same patient ID Re-attending between 3 & 9 months - Children	360	797	45.2%	47.3%	47.7%	58.3%
% of FP17s for the same patient ID Re-attending between 3 & 9 months - Adults	640	1,802	35.5%	37.5%	38.2%	50.3%
% of FP17s for Band 1 Urgent Courses	487	2,472	19.7%	10.9%	10.6%	9.1%
% of FP17s Relating to Free Repair or Replacements	4	2,472	0.2%	0.5%	0.6%	0.8%
% of FP17s Relating to Continuations	8	2,472	0.3%	0.6%	0.8%	1.0%
% of Patients satisfied with the dentistry they have received	2	3	N/A	87.9%	89.3%	91.5%
% of Patients satisfied with the time they had to wait for an appointment	2	3	N/A	83.3%	84.4%	87.9%

* This is based on patients treated on this contract for their most recent course of treatment. Figures in italics indicate the base number of FP17s or Patient Questionnaire responses are less than 100. N/A is shown where the base number of responses is less than 10 during the period. % is calculated as Quantity/Base number*100

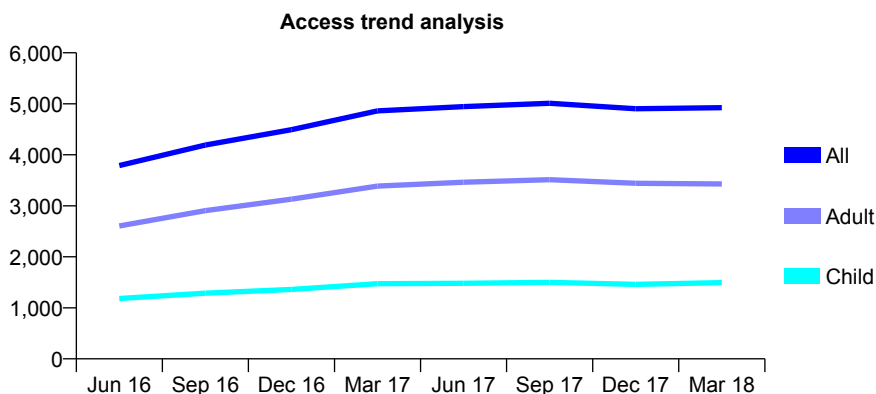
Q62 - Vital Signs At a Glance Contract Report for 770124/0002 - March 2018

Name or company name	MR DS NAR
Contract type name	GDS Contract
Purpose of contract	General
Contract start date	01/04/2015
Contract end date	

17/18 Contracted general activity (UDA)	16,141
Carry forward general activity (UDA)	-323
17/18 Contracted orthodontic activity (UOA)	0
Carry forward orthodontic activity (UOA)	0
Baseline contract value	£553,506.70

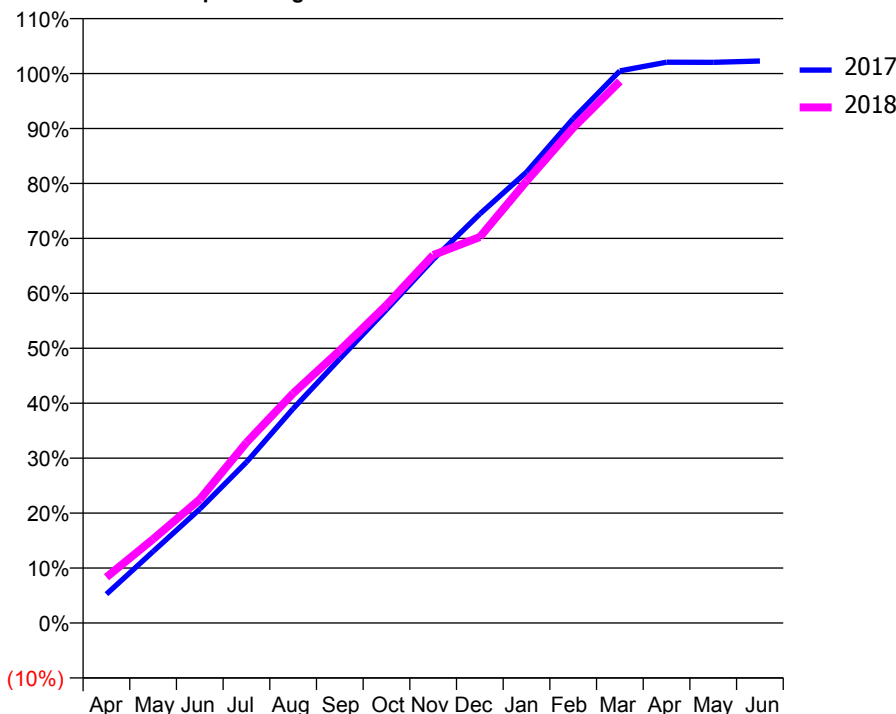
ACCESS*

Patients seen in 24 months	Total	Change since previous quarter
Quarter ending March 2017	4,861	
Quarter ending June 2017	4,944	→
Quarter ending September 2017	5,011	→
Quarter ending December 2017	4,902	↓
Quarter ending March 2018	4,924	→
Variance since March 2017	1.3%	→



ACTIVITY

Cumulative percentage of contracted UDA delivered 2017 & 2018



Month	Adjusted Scheduled Activity (UDA)	
	2017	2018
April	849	1,344
May	2,102	2,466
June	3,345	3,634
July	4,725	5,303
August	6,297	6,748
September	7,760	8,008
October	9,205	9,339
November	10,681	10,810
December	12,014	11,339
January	13,246	12,977
February	14,815	14,547
March	16,220	15,908
April	16,474	
May	16,470	
June	16,506	

QUALITY

	Quantity	Base Number	Contract	AT	Region	England
% of FP17s for the same patient ID Re-attending within 3 months - Children	226	2,329	9.7%	10.0%	11.5%	11.9%
% of FP17s for the same patient ID Re-attending within 3 months - Adults	575	3,851	14.9%	15.8%	16.8%	16.0%
% of FP17s for the same patient ID Re-attending between 3 & 9 months - Children	1,419	2,329	60.9%	47.3%	47.7%	58.3%
% of FP17s for the same patient ID Re-attending between 3 & 9 months - Adults	1,680	3,851	43.6%	37.5%	38.2%	50.3%
% of FP17s for Band 1 Urgent Courses	546	6,058	9.0%	10.9%	10.6%	9.1%
% of FP17s Relating to Free Repair or Replacements	13	6,058	0.2%	0.5%	0.6%	0.8%
% of FP17s Relating to Continuations	36	6,058	0.6%	0.6%	0.8%	1.0%
% of Patients satisfied with the dentistry they have received	3	3	N/A	87.9%	89.3%	91.5%
% of Patients satisfied with the time they had to wait for an appointment	3	3	N/A	83.3%	84.4%	87.9%

* This is based on patients treated on this contract for their most recent course of treatment. Figures in italics indicate the base number of FP17s or Patient Questionnaire responses are less than 100. N/A is shown where the base number of responses is less than 10 during the period. % is calculated as Quantity/Base number*100

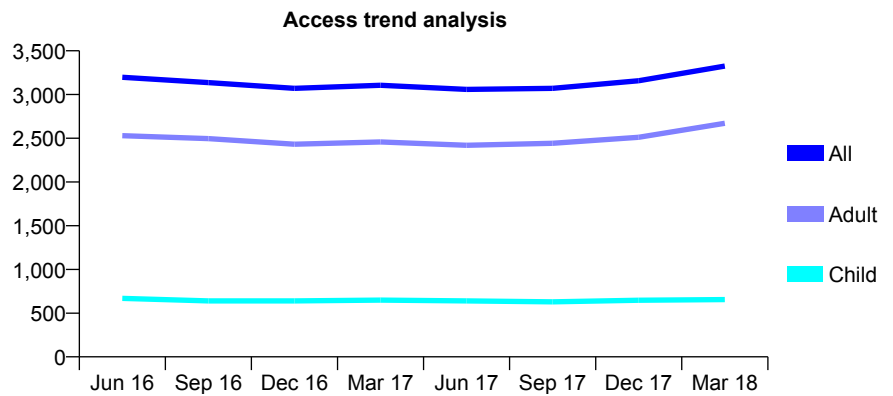
Q62 - Vital Signs At a Glance Contract Report for 771996/0001 - March 2018

Name or company name	MR H RAZBAN
Contract type name	GDS Contract
Purpose of contract	General
Contract start date	01/04/2006
Contract end date	

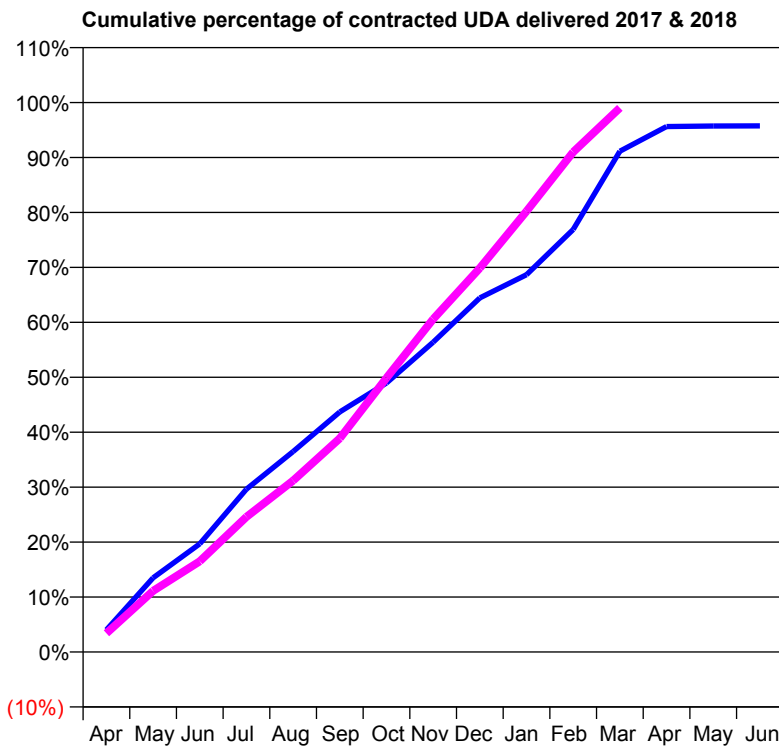
17/18 Contracted general activity (UDA)	10,339
Carry forward general activity (UDA)	0
17/18 Contracted orthodontic activity (UOA)	0
Carry forward orthodontic activity (UOA)	0
Baseline contract value	£311,105.46

ACCESS*

Patients seen in 24 months	Total	Change since previous quarter
Quarter ending March 2017	3,106	
Quarter ending June 2017	3,058	↓
Quarter ending September 2017	3,071	→
Quarter ending December 2017	3,158	↑
Quarter ending March 2018	3,326	↑
Variance since March 2017	7.1%	↑



ACTIVITY



Month	Adjusted Scheduled Activity (UDA)	
	2017	2018
April	419	353
May	1,396	1,150
June	2,036	1,708
July	3,065	2,543
August	3,772	3,226
September	4,519	4,021
October	5,062	5,157
November	5,829	6,264
December	6,662	7,226
January	7,099	8,292
February	7,949	9,407
March	9,423	10,238
April	9,886	
May	9,896	
June	9,899	

QUALITY

	Quantity	Base Number	Contract	AT	Region	England
% of FP17s for the same patient ID Re-attending within 3 months - Children	16	647	2.5%	10.0%	11.5%	11.9%
% of FP17s for the same patient ID Re-attending within 3 months - Adults	116	2,491	4.7%	15.8%	16.8%	16.0%
% of FP17s for the same patient ID Re-attending between 3 & 9 months - Children	184	647	28.4%	47.3%	47.7%	58.3%
% of FP17s for the same patient ID Re-attending between 3 & 9 months - Adults	617	2,491	24.8%	37.5%	38.2%	50.3%
% of FP17s for Band 1 Urgent Courses	190	3,004	6.3%	10.9%	10.6%	9.1%
% of FP17s Relating to Free Repair or Replacements	0	3,004	0.0%	0.5%	0.6%	0.8%
% of FP17s Relating to Continuations	13	3,004	0.4%	0.6%	0.8%	1.0%
% of Patients satisfied with the dentistry they have received	3	3	N/A	87.9%	89.3%	91.5%
% of Patients satisfied with the time they had to wait for an appointment	1	3	N/A	83.3%	84.4%	87.9%

* This is based on patients treated on this contract for their most recent course of treatment. Figures in italics indicate the base number of FP17s or Patient Questionnaire responses are less than 100. N/A is shown where the base number of responses is less than 10 during the period. % is calculated as Quantity/Base number*100

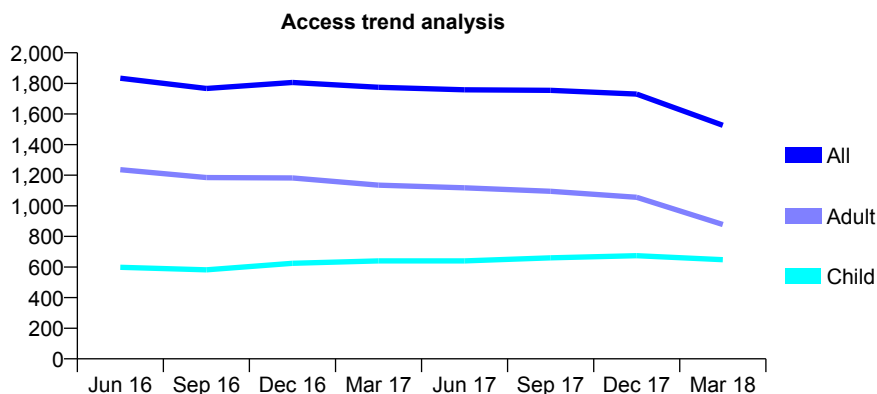
Q62 - Vital Signs At a Glance Contract Report for 774669/0001 - March 2018

Name or company name	The Dental Care Centre
Contract type name	GDS Contract
Purpose of contract	General
Contract start date	01/04/2006
Contract end date	

17/18 Contracted general activity (UDA)	3,197
Carry forward general activity (UDA)	-5
17/18 Contracted orthodontic activity (UOA)	0
Carry forward orthodontic activity (UOA)	0
Baseline contract value	£105,289.37

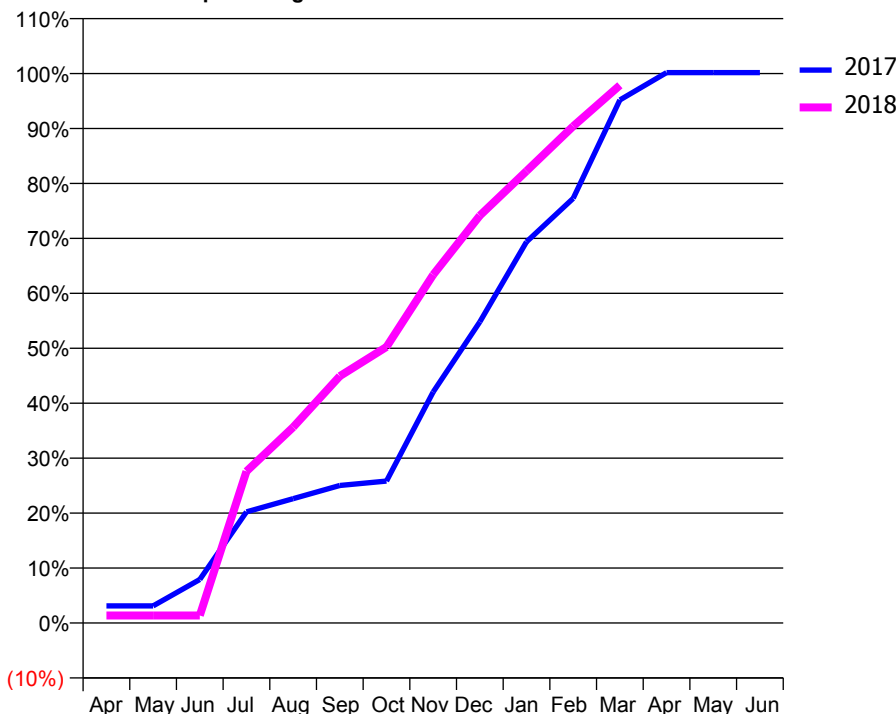
ACCESS*

Patients seen in 24 months	Total	Change since previous quarter
Quarter ending March 2017	1,775	
Quarter ending June 2017	1,758	→
Quarter ending September 2017	1,755	→
Quarter ending December 2017	1,730	↓
Quarter ending March 2018	1,526	↓
Variance since March 2017	(14.0%)	↓



ACTIVITY

Cumulative percentage of contracted UDA delivered 2017 & 2018



Month	Adjusted Scheduled Activity (UDA)	
	2017	2018
April	100	44
May	100	44
June	253	44
July	647	882
August	724	1,140
September	800	1,437
October	826	1,606
November	1,344	2,026
December	1,752	2,370
January	2,218	2,630
February	2,470	2,890
March	3,043	3,128
April	3,202	
May	3,202	
June	3,202	

QUALITY

	Quantity	Base Number	Contract	AT	Region	England
% of FP17s for the same patient ID Re-attending within 3 months - Children	53	749	7.1%	10.0%	11.5%	11.9%
% of FP17s for the same patient ID Re-attending within 3 months - Adults	156	745	20.9%	15.8%	16.8%	16.0%
% of FP17s for the same patient ID Re-attending between 3 & 9 months - Children	288	749	38.5%	47.3%	47.7%	58.3%
% of FP17s for the same patient ID Re-attending between 3 & 9 months - Adults	200	745	26.8%	37.5%	38.2%	50.3%
% of FP17s for Band 1 Urgent Courses	173	1,455	11.9%	10.9%	10.6%	9.1%
% of FP17s Relating to Free Repair or Replacements	0	1,455	0.0%	0.5%	0.6%	0.8%
% of FP17s Relating to Continuations	3	1,455	0.2%	0.6%	0.8%	1.0%
% of Patients satisfied with the dentistry they have received	0	0	N/A	87.9%	89.3%	91.5%
% of Patients satisfied with the time they had to wait for an appointment	0	0	N/A	83.3%	84.4%	87.9%

* This is based on patients treated on this contract for their most recent course of treatment. Figures in italics indicate the base number of FP17s or Patient Questionnaire responses are less than 100. N/A is shown where the base number of responses is less than 10 during the period. % is calculated as Quantity/Base number*100

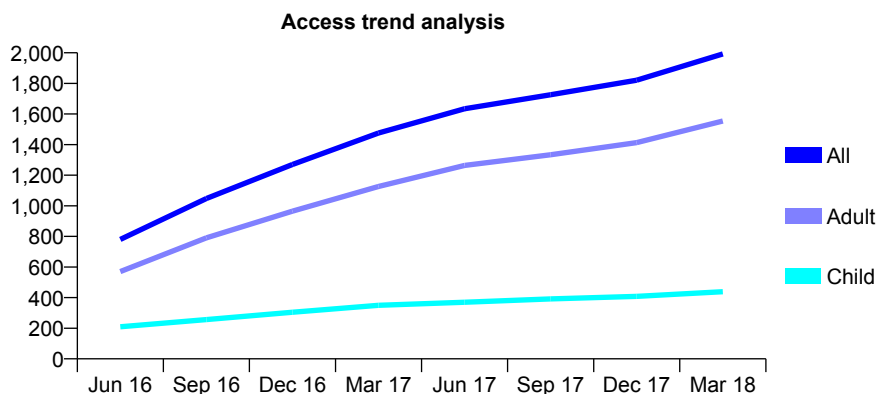
Q62 - Vital Signs At a Glance Contract Report for 775215/0011 - March 2018

Name or company name	MR C PATEL
Contract type name	GDS Contract
Purpose of contract	General
Contract start date	01/01/2016
Contract end date	

17/18 Contracted general activity (UDA)	7,200
Carry forward general activity (UDA)	124
17/18 Contracted orthodontic activity (UOA)	0
Carry forward orthodontic activity (UOA)	0
Baseline contract value	£219,146.42

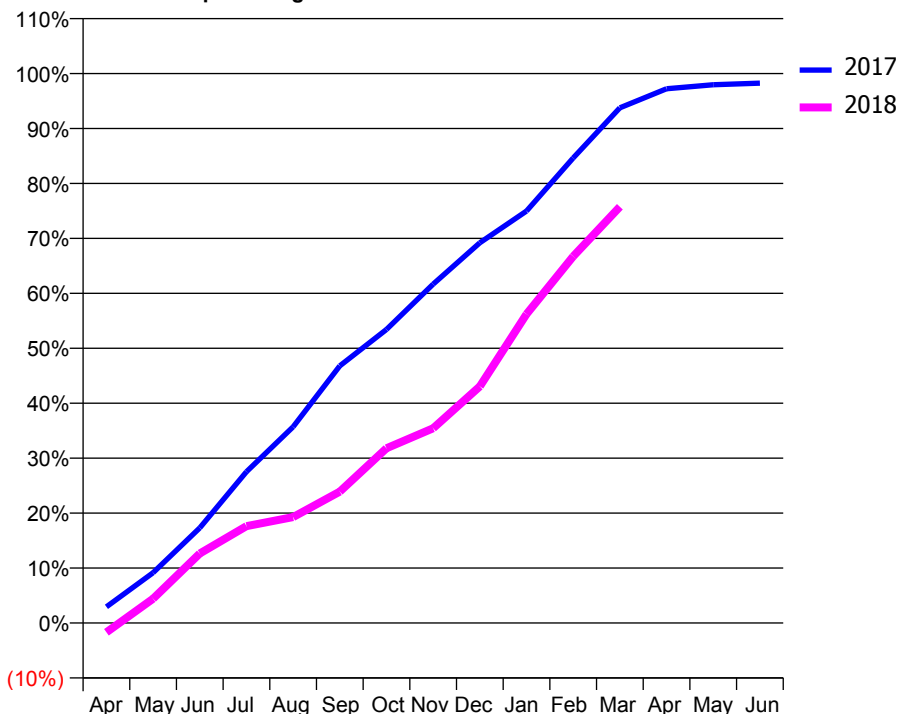
ACCESS*

Patients seen in 24 months	Total	Change since previous quarter
Quarter ending March 2017	1,476	
Quarter ending June 2017	1,634	↑
Quarter ending September 2017	1,726	↑
Quarter ending December 2017	1,821	↑
Quarter ending March 2018	1,993	↑
Variance since March 2017	35.0%	↑



ACTIVITY

Cumulative percentage of contracted UDA delivered 2017 & 2018



Month	Adjusted Scheduled Activity (UDA)	
	2017	2018
April	212	-124
May	659	318
June	1,247	912
July	1,981	1,269
August	2,572	1,388
September	3,370	1,721
October	3,846	2,289
November	4,441	2,551
December	4,982	3,101
January	5,398	4,047
February	6,093	4,804
March	6,751	5,454
April	7,000	
May	7,052	
June	7,074	

QUALITY

	Quantity	Base Number	Contract	AT	Region	England
% of FP17s for the same patient ID Re-attending within 3 months - Children	49	520	9.4%	10.0%	11.5%	11.9%
% of FP17s for the same patient ID Re-attending within 3 months - Adults	178	1,475	12.1%	15.8%	16.8%	16.0%
% of FP17s for the same patient ID Re-attending between 3 & 9 months - Children	186	520	35.8%	47.3%	47.7%	58.3%
% of FP17s for the same patient ID Re-attending between 3 & 9 months - Adults	371	1,475	25.2%	37.5%	38.2%	50.3%
% of FP17s for Band 1 Urgent Courses	184	1,901	9.7%	10.9%	10.6%	9.1%
% of FP17s Relating to Free Repair or Replacements	0	1,901	0.0%	0.5%	0.6%	0.8%
% of FP17s Relating to Continuations	18	1,901	0.9%	0.6%	0.8%	1.0%
% of Patients satisfied with the dentistry they have received	0	1	N/A	87.9%	89.3%	91.5%
% of Patients satisfied with the time they had to wait for an appointment	1	1	N/A	83.3%	84.4%	87.9%

* This is based on patients treated on this contract for their most recent course of treatment. Figures in italics indicate the base number of FP17s or Patient Questionnaire responses are less than 100. N/A is shown where the base number of responses is less than 10 during the period. % is calculated as Quantity/Base number*100

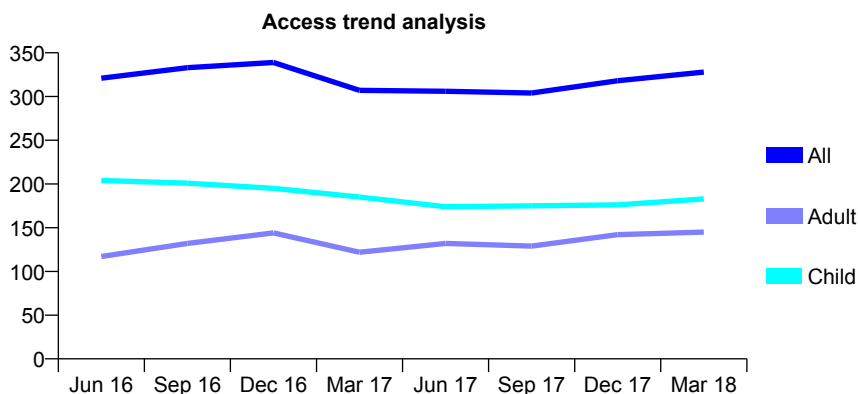
Q62 - Vital Signs At a Glance Contract Report for 784907/0001 - March 2018

Name or company name	MISS GA KSHIRSAGAR
Contract type name	GDS Contract
Purpose of contract	General
Contract start date	01/11/2014
Contract end date	

17/18 Contracted general activity (UDA)	600
Carry forward general activity (UDA)	-12
17/18 Contracted orthodontic activity (UOA)	0
Carry forward orthodontic activity (UOA)	0
Baseline contract value	£14,014.89

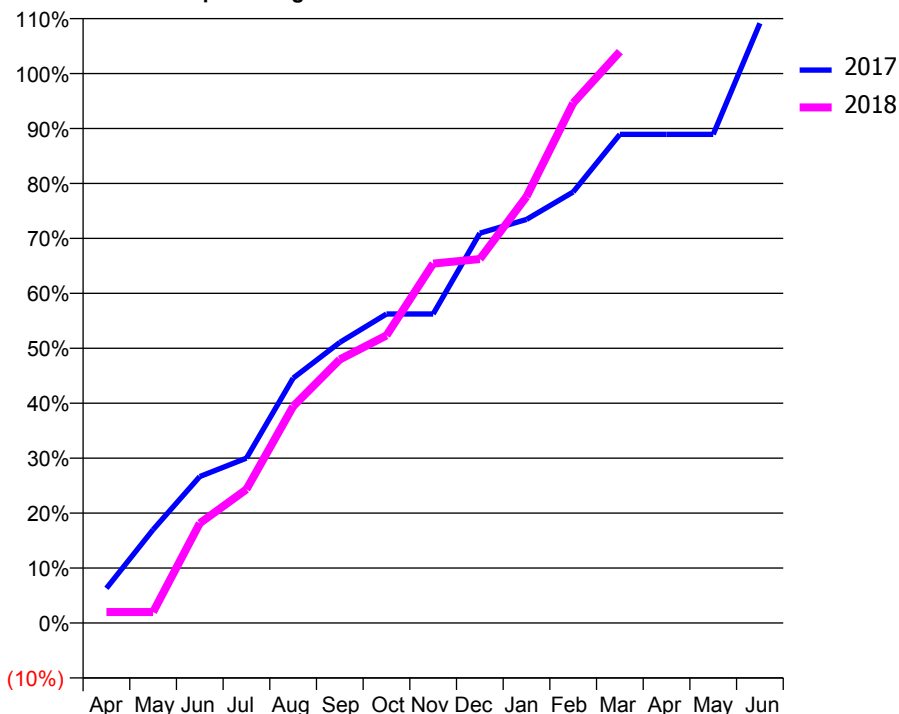
ACCESS*

Patients seen in 24 months	Total	Change since previous quarter
Quarter ending March 2017	307	
Quarter ending June 2017	306	→
Quarter ending September 2017	304	→
Quarter ending December 2017	318	↑
Quarter ending March 2018	328	↑
Variance since March 2017	6.8%	↑



ACTIVITY

Cumulative percentage of contracted UDA delivered 2017 & 2018



Month	Adjusted Scheduled Activity (UDA)	
	2017	2018
April	38	12
May	102	12
June	160	109
July	180	146
August	267	237
September	306	288
October	337	314
November	337	392
December	426	397
January	441	466
February	471	568
March	534	624
April	534	
May	534	
June	655	

QUALITY

	Quantity	Base Number	Contract	AT	Region	England
% of FP17s for the same patient ID Re-attending within 3 months - Children	3	174	1.7%	10.0%	11.5%	11.9%
% of FP17s for the same patient ID Re-attending within 3 months - Adults	10	127	7.9%	15.8%	16.8%	16.0%
% of FP17s for the same patient ID Re-attending between 3 & 9 months - Children	46	174	26.4%	47.3%	47.7%	58.3%
% of FP17s for the same patient ID Re-attending between 3 & 9 months - Adults	20	127	15.7%	37.5%	38.2%	50.3%
% of FP17s for Band 1 Urgent Courses	9	260	3.5%	10.9%	10.6%	9.1%
% of FP17s Relating to Free Repair or Replacements	0	260	0.0%	0.5%	0.6%	0.8%
% of FP17s Relating to Continuations	0	260	0.0%	0.6%	0.8%	1.0%
% of Patients satisfied with the dentistry they have received	0	0	N/A	87.9%	89.3%	91.5%
% of Patients satisfied with the time they had to wait for an appointment	0	0	N/A	83.3%	84.4%	87.9%

* This is based on patients treated on this contract for their most recent course of treatment. Figures in italics indicate the base number of FP17s or Patient Questionnaire responses are less than 100. N/A is shown where the base number of responses is less than 10 during the period. % is calculated as Quantity/Base number*100

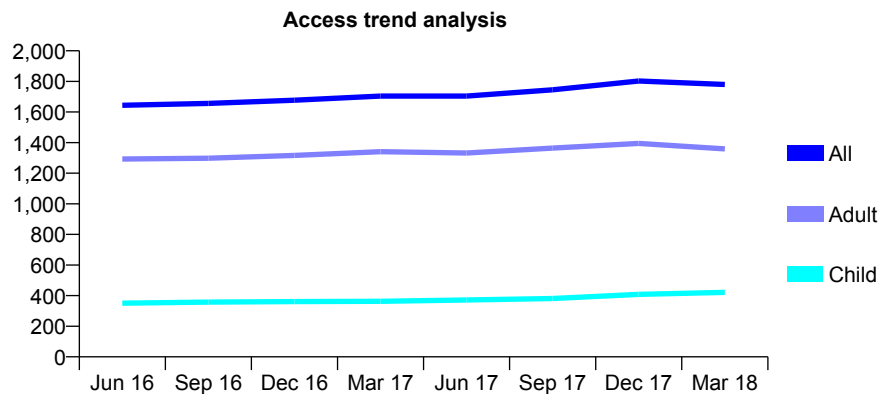
Q62 - Vital Signs At a Glance Contract Report for 785768/0001 - March 2018

Name or company name	MR V HRKALOVIC
Contract type name	GDS Contract
Purpose of contract	General
Contract start date	01/04/2006
Contract end date	

17/18 Contracted general activity (UDA)	6,127
Carry forward general activity (UDA)	-47
17/18 Contracted orthodontic activity (UOA)	0
Carry forward orthodontic activity (UOA)	0
Baseline contract value	£150,905.80

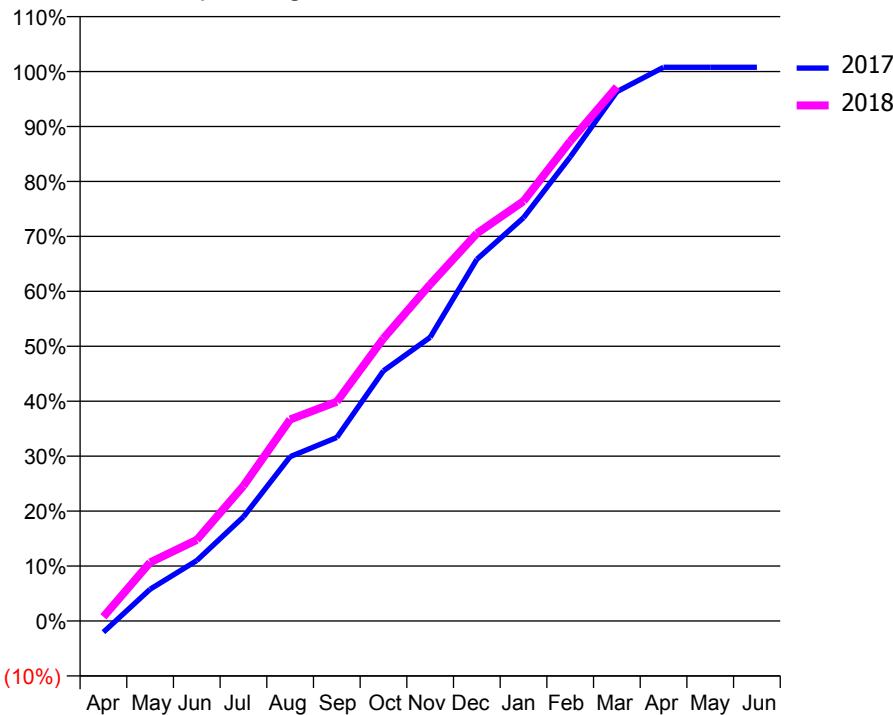
ACCESS*

Patients seen in 24 months	Total	Change since previous quarter
Quarter ending March 2017	1,704	
Quarter ending June 2017	1,704	→
Quarter ending September 2017	1,745	↑
Quarter ending December 2017	1,803	↑
Quarter ending March 2018	1,780	↓
Variance since March 2017	4.5%	↑



ACTIVITY

Cumulative percentage of contracted UDA delivered 2017 & 2018



Month	Adjusted Scheduled Activity (UDA)	
	2017	2018
April	-126	47
May	354	654
June	674	904
July	1,161	1,507
August	1,833	2,248
September	2,047	2,446
October	2,791	3,152
November	3,164	3,753
December	4,034	4,321
January	4,496	4,682
February	5,173	5,349
March	5,902	5,955
April	6,174	
May	6,174	
June	6,174	

QUALITY

	Quantity	Base Number	Contract	AT	Region	England
% of FP17s for the same patient ID Re-attending within 3 months - Children	25	469	5.3%	10.0%	11.5%	11.9%
% of FP17s for the same patient ID Re-attending within 3 months - Adults	56	1,225	4.6%	15.8%	16.8%	16.0%
% of FP17s for the same patient ID Re-attending between 3 & 9 months - Children	205	469	43.7%	47.3%	47.7%	58.3%
% of FP17s for the same patient ID Re-attending between 3 & 9 months - Adults	461	1,225	37.6%	37.5%	38.2%	50.3%
% of FP17s for Band 1 Urgent Courses	32	1,609	2.0%	10.9%	10.6%	9.1%
% of FP17s Relating to Free Repair or Replacements	4	1,609	0.2%	0.5%	0.6%	0.8%
% of FP17s Relating to Continuations	0	1,609	0.0%	0.6%	0.8%	1.0%
% of Patients satisfied with the dentistry they have received	0	1	N/A	87.9%	89.3%	91.5%
% of Patients satisfied with the time they had to wait for an appointment	0	1	N/A	83.3%	84.4%	87.9%

* This is based on patients treated on this contract for their most recent course of treatment. Figures in italics indicate the base number of FP17s or Patient Questionnaire responses are less than 100. N/A is shown where the base number of responses is less than 10 during the period. % is calculated as Quantity/Base number*100

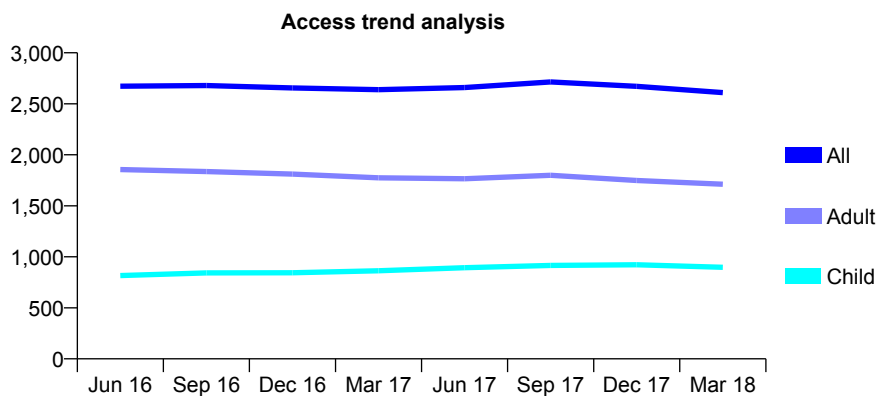
Q62 - Vital Signs At a Glance Contract Report for 785806/0002 - March 2018

Name or company name	MR M BHARDWAJ
Contract type name	GDS Contract
Purpose of contract	General
Contract start date	01/04/2014
Contract end date	

17/18 Contracted general activity (UDA)	6,181
Carry forward general activity (UDA)	66
17/18 Contracted orthodontic activity (UOA)	0
Carry forward orthodontic activity (UOA)	0
Baseline contract value	£176,902.83

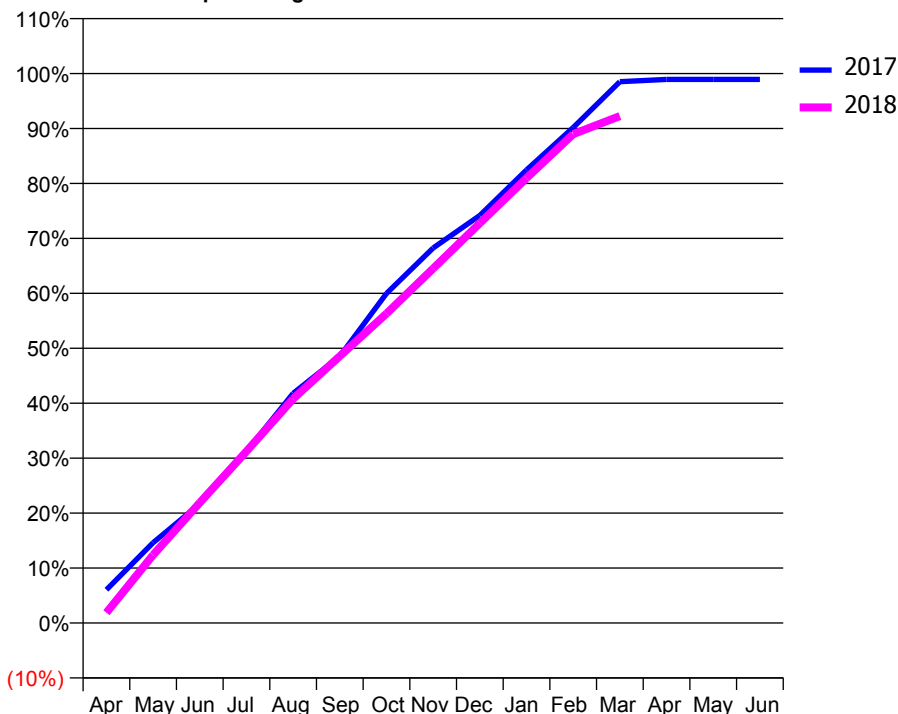
ACCESS*

Patients seen in 24 months	Total	Change since previous quarter
Quarter ending March 2017	2,639	
Quarter ending June 2017	2,659	→
Quarter ending September 2017	2,715	↑
Quarter ending December 2017	2,671	↓
Quarter ending March 2018	2,610	↓
Variance since March 2017	(1.1%)	↓



ACTIVITY

Cumulative percentage of contracted UDA delivered 2017 & 2018



Month	Adjusted Scheduled Activity (UDA)	
	2017	2018
April	374	116
May	904	765
June	1,341	1,353
July	1,931	1,931
August	2,583	2,522
September	3,000	3,002
October	3,708	3,480
November	4,219	3,988
December	4,584	4,497
January	5,095	5,004
February	5,572	5,499
March	6,088	5,702
April	6,114	
May	6,115	
June	6,115	

QUALITY

	Quantity	Base Number	Contract	AT	Region	England
% of FP17s for the same patient ID Re-attending within 3 months - Children	120	1,235	9.7%	10.0%	11.5%	11.9%
% of FP17s for the same patient ID Re-attending within 3 months - Adults	193	1,746	11.1%	15.8%	16.8%	16.0%
% of FP17s for the same patient ID Re-attending between 3 & 9 months - Children	626	1,235	50.7%	47.3%	47.7%	58.3%
% of FP17s for the same patient ID Re-attending between 3 & 9 months - Adults	744	1,746	42.6%	37.5%	38.2%	50.3%
% of FP17s for Band 1 Urgent Courses	126	2,962	4.3%	10.9%	10.6%	9.1%
% of FP17s Relating to Free Repair or Replacements	7	2,962	0.2%	0.5%	0.6%	0.8%
% of FP17s Relating to Continuations	13	2,962	0.4%	0.6%	0.8%	1.0%
% of Patients satisfied with the dentistry they have received	0	1	N/A	87.9%	89.3%	91.5%
% of Patients satisfied with the time they had to wait for an appointment	0	1	N/A	83.3%	84.4%	87.9%

* This is based on patients treated on this contract for their most recent course of treatment. Figures in italics indicate the base number of FP17s or Patient Questionnaire responses are less than 100. N/A is shown where the base number of responses is less than 10 during the period. % is calculated as Quantity/Base number*100

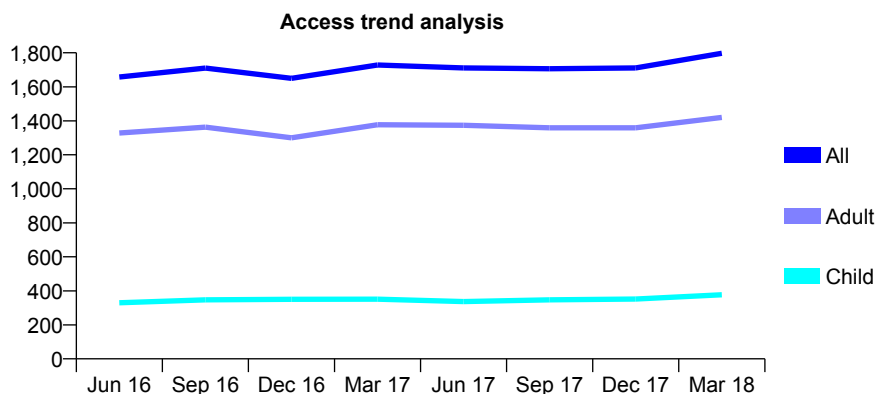
Q62 - Vital Signs At a Glance Contract Report for 786683/0001 - March 2018

Name or company name	MR MR FARIDRAD
Contract type name	GDS Contract
Purpose of contract	General
Contract start date	01/09/2008
Contract end date	

17/18 Contracted general activity (UDA)	5,270
Carry forward general activity (UDA)	43
17/18 Contracted orthodontic activity (UOA)	0
Carry forward orthodontic activity (UOA)	0
Baseline contract value	£167,994.37

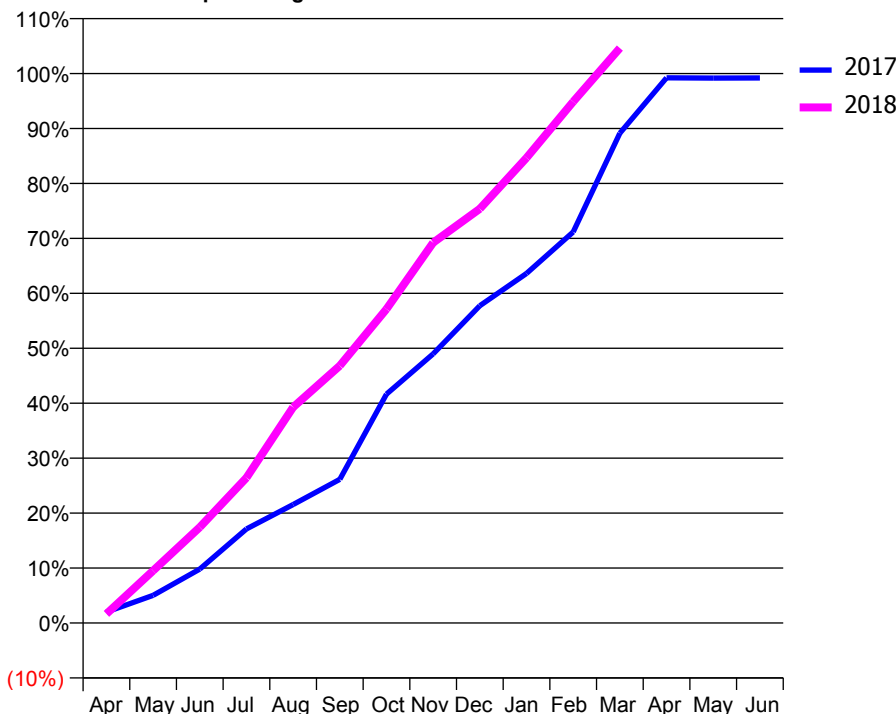
ACCESS*

Patients seen in 24 months	Total	Change since previous quarter
Quarter ending March 2017	1,728	
Quarter ending June 2017	1,711	→
Quarter ending September 2017	1,706	→
Quarter ending December 2017	1,711	→
Quarter ending March 2018	1,797	↑
Variance since March 2017	4.0%	↑



ACTIVITY

Cumulative percentage of contracted UDA delivered 2017 & 2018



Month	Adjusted Scheduled Activity (UDA)	
	2017	2018
April	105	88
May	266	502
June	518	919
July	902	1,393
August	1,136	2,070
September	1,379	2,467
October	2,196	3,011
November	2,581	3,648
December	3,043	3,973
January	3,352	4,462
February	3,750	4,999
March	4,697	5,514
April	5,229	
May	5,226	
June	5,227	

QUALITY

	Quantity	Base Number	Contract	AT	Region	England
% of FP17s for the same patient ID Re-attending within 3 months - Children	29	454	6.4%	10.0%	11.5%	11.9%
% of FP17s for the same patient ID Re-attending within 3 months - Adults	195	1,531	12.7%	15.8%	16.8%	16.0%
% of FP17s for the same patient ID Re-attending between 3 & 9 months - Children	211	454	46.5%	47.3%	47.7%	58.3%
% of FP17s for the same patient ID Re-attending between 3 & 9 months - Adults	539	1,531	35.2%	37.5%	38.2%	50.3%
% of FP17s for Band 1 Urgent Courses	145	1,889	7.7%	10.9%	10.6%	9.1%
% of FP17s Relating to Free Repair or Replacements	24	1,889	1.3%	0.5%	0.6%	0.8%
% of FP17s Relating to Continuations	14	1,889	0.7%	0.6%	0.8%	1.0%
% of Patients satisfied with the dentistry they have received	0	1	N/A	87.9%	89.3%	91.5%
% of Patients satisfied with the time they had to wait for an appointment	1	1	N/A	83.3%	84.4%	87.9%

* This is based on patients treated on this contract for their most recent course of treatment. Figures in italics indicate the base number of FP17s or Patient Questionnaire responses are less than 100. N/A is shown where the base number of responses is less than 10 during the period. % is calculated as Quantity/Base number*100

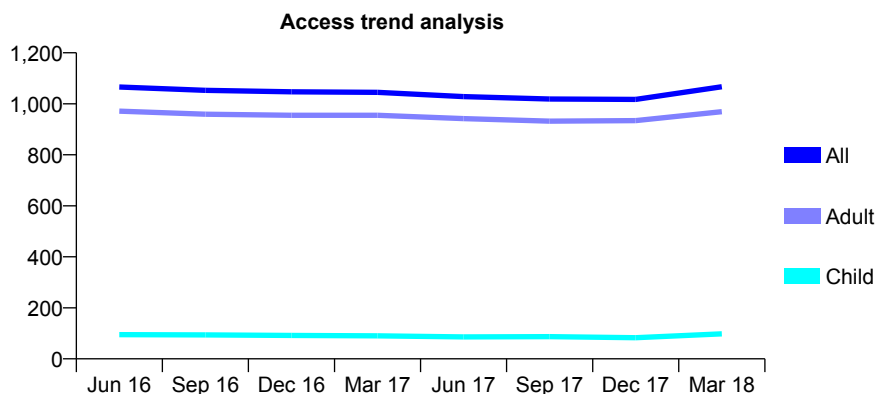
Q62 - Vital Signs At a Glance Contract Report for 801321/0001 - March 2018

Name or company name	MR AJ WEISS
Contract type name	GDS Contract
Purpose of contract	General
Contract start date	01/04/2006
Contract end date	

17/18 Contracted general activity (UDA)	4,000
Carry forward general activity (UDA)	0
17/18 Contracted orthodontic activity (UOA)	0
Carry forward orthodontic activity (UOA)	0
Baseline contract value	£87,789.52

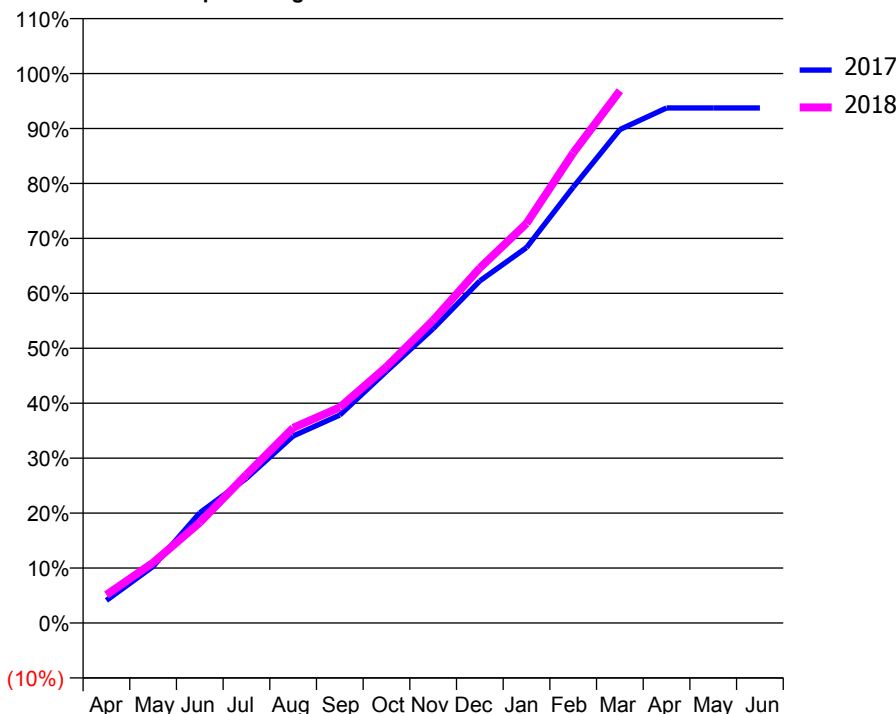
ACCESS*

Patients seen in 24 months	Total	Change since previous quarter
Quarter ending March 2017	1,045	
Quarter ending June 2017	1,028	↓
Quarter ending September 2017	1,019	→
Quarter ending December 2017	1,017	→
Quarter ending March 2018	1,067	↑
Variance since March 2017	2.1%	↑



ACTIVITY

Cumulative percentage of contracted UDA delivered 2017 & 2018



Adjusted Scheduled Activity (UDA)

Month	2017	2018
April	165	206
May	412	439
June	802	732
July	1,054	1,080
August	1,361	1,421
September	1,514	1,570
October	1,832	1,865
November	2,143	2,204
December	2,490	2,584
January	2,733	2,909
February	3,173	3,423
March	3,592	3,875
April	3,749	
May	3,749	
June	3,749	

QUALITY

	Quantity	Base Number	Contract	AT	Region	England
% of FP17s for the same patient ID Re-attending within 3 months - Children	8	125	6.4%	10.0%	11.5%	11.9%
% of FP17s for the same patient ID Re-attending within 3 months - Adults	274	1,533	17.9%	15.8%	16.8%	16.0%
% of FP17s for the same patient ID Re-attending between 3 & 9 months - Children	38	125	30.4%	47.3%	47.7%	58.3%
% of FP17s for the same patient ID Re-attending between 3 & 9 months - Adults	662	1,533	43.2%	37.5%	38.2%	50.3%
% of FP17s for Band 1 Urgent Courses	214	1,609	13.3%	10.9%	10.6%	9.1%
% of FP17s Relating to Free Repair or Replacements	0	1,609	0.0%	0.5%	0.6%	0.8%
% of FP17s Relating to Continuations	21	1,609	1.3%	0.6%	0.8%	1.0%
% of Patients satisfied with the dentistry they have received	2	2	N/A	87.9%	89.3%	91.5%
% of Patients satisfied with the time they had to wait for an appointment	2	2	N/A	83.3%	84.4%	87.9%

* This is based on patients treated on this contract for their most recent course of treatment. Figures in italics indicate the base number of FP17s or Patient Questionnaire responses are less than 100. N/A is shown where the base number of responses is less than 10 during the period. % is calculated as Quantity/Base number*100

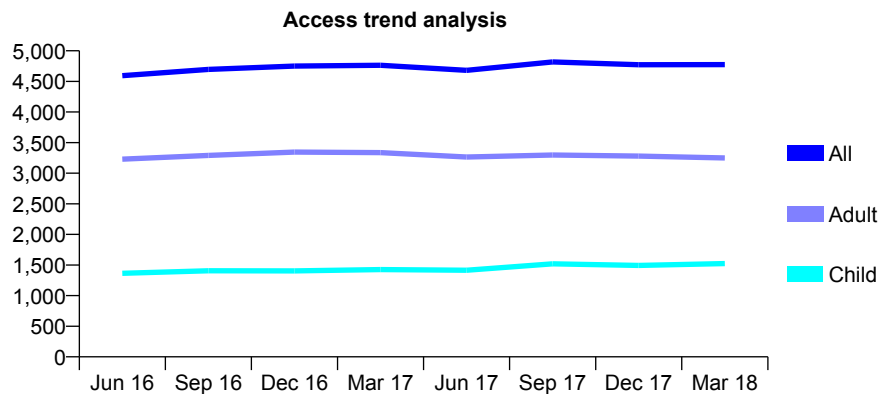
Q62 - Vital Signs At a Glance Contract Report for 808199/0001 - March 2018

Name or company name	MR BS BHOGAL
Contract type name	GDS Contract
Purpose of contract	General
Contract start date	01/04/2006
Contract end date	

17/18 Contracted general activity (UDA)	13,604
Carry forward general activity (UDA)	916
17/18 Contracted orthodontic activity (UOA)	0
Carry forward orthodontic activity (UOA)	0
Baseline contract value	£455,004.49

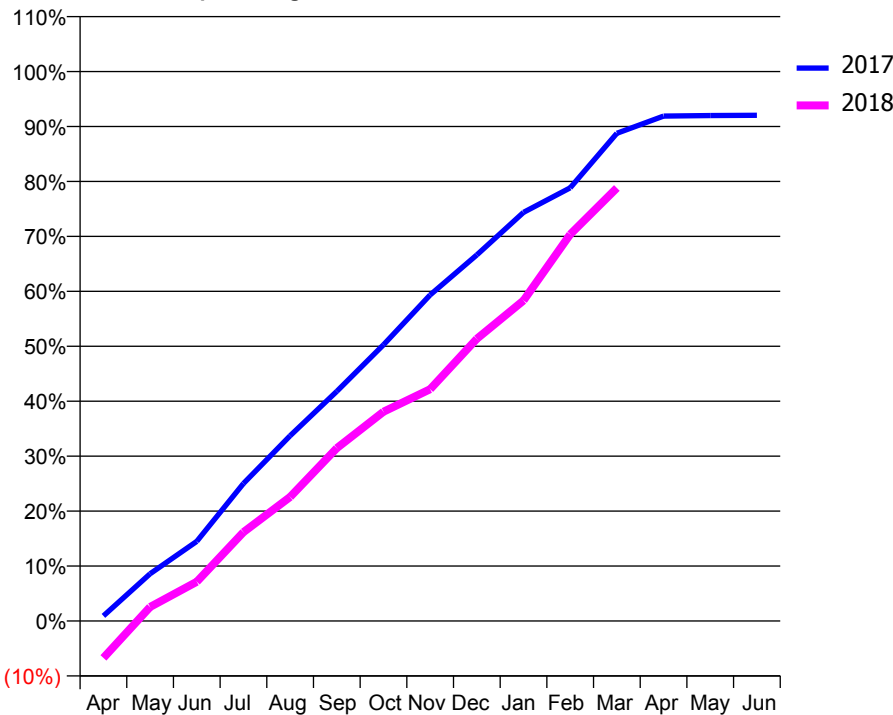
ACCESS*

Patients seen in 24 months	Total	Change since previous quarter
Quarter ending March 2017	4,763	
Quarter ending June 2017	4,680	↓
Quarter ending September 2017	4,817	↑
Quarter ending December 2017	4,773	→
Quarter ending March 2018	4,775	→
Variance since March 2017	0.3%	→



ACTIVITY

Cumulative percentage of contracted UDA delivered 2017 & 2018



Month	2017	2018
April	126	-916
May	1,169	347
June	1,973	973
July	3,404	2,202
August	4,587	3,071
September	5,685	4,281
October	6,838	5,180
November	8,075	5,738
December	9,063	6,988
January	10,116	7,933
February	10,723	9,571
March	12,073	10,721
April	12,500	
May	12,513	
June	12,520	

QUALITY

	Quantity	Base Number	Contract	AT	Region	England
% of FP17s for the same patient ID Re-attending within 3 months - Children	167	2,007	8.3%	10.0%	11.5%	11.9%
% of FP17s for the same patient ID Re-attending within 3 months - Adults	436	3,396	12.8%	15.8%	16.8%	16.0%
% of FP17s for the same patient ID Re-attending between 3 & 9 months - Children	1,051	2,007	52.4%	47.3%	47.7%	58.3%
% of FP17s for the same patient ID Re-attending between 3 & 9 months - Adults	1,352	3,396	39.8%	37.5%	38.2%	50.3%
% of FP17s for Band 1 Urgent Courses	669	5,188	12.9%	10.9%	10.6%	9.1%
% of FP17s Relating to Free Repair or Replacements	17	5,188	0.3%	0.5%	0.6%	0.8%
% of FP17s Relating to Continuations	30	5,188	0.6%	0.6%	0.8%	1.0%
% of Patients satisfied with the dentistry they have received	8	8	N/A	87.9%	89.3%	91.5%
% of Patients satisfied with the time they had to wait for an appointment	8	8	N/A	83.3%	84.4%	87.9%

* This is based on patients treated on this contract for their most recent course of treatment. Figures in italics indicate the base number of FP17s or Patient Questionnaire responses are less than 100. N/A is shown where the base number of responses is less than 10 during the period. % is calculated as Quantity/Base number*100

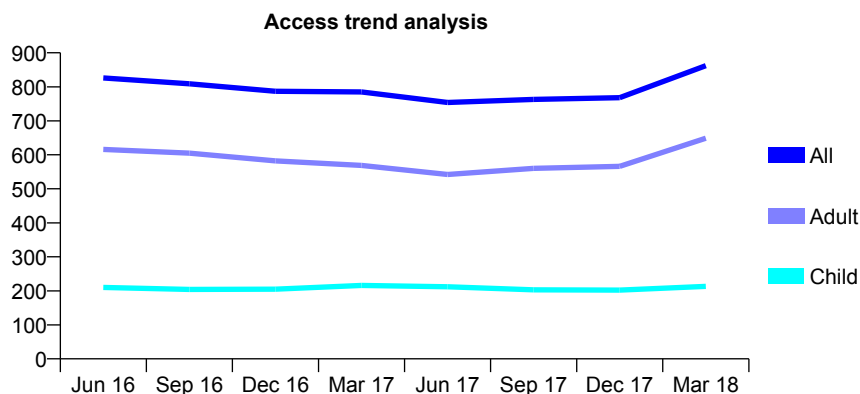
Q62 - Vital Signs At a Glance Contract Report for 812196/0001 - March 2018

Name or company name	MISS JP WATKINS
Contract type name	GDS Contract
Purpose of contract	General and Orthodontic
Contract start date	01/04/2006
Contract end date	

17/18 Contracted general activity (UDA)	1,719
Carry forward general activity (UDA)	79
17/18 Contracted orthodontic activity (UOA)	159
Carry forward orthodontic activity (UOA)	-3
Baseline contract value	£51,051.05

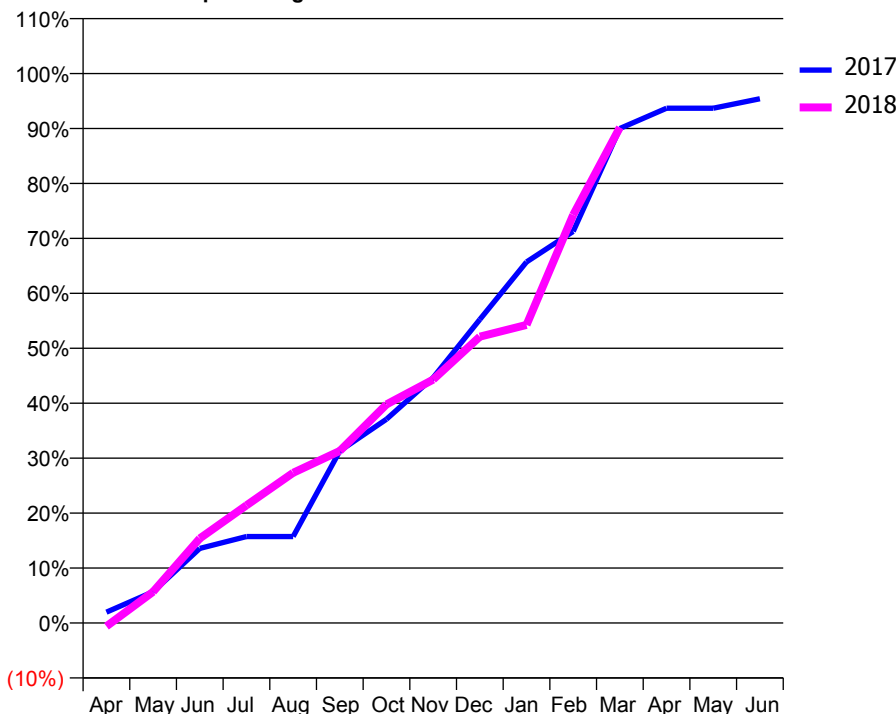
ACCESS*

Patients seen in 24 months	Total	Change since previous quarter
Quarter ending March 2017	785	
Quarter ending June 2017	754	↓
Quarter ending September 2017	763	→
Quarter ending December 2017	768	→
Quarter ending March 2018	862	↑
Variance since March 2017	9.8%	↑



ACTIVITY

Cumulative percentage of contracted UDA delivered 2017 & 2018



Month	Adjusted Scheduled Activity (UDA)	
	2017	2018
April	34	-11
May	98	98
June	234	265
July	271	368
August	271	470
September	538	538
October	638	684
November	768	761
December	950	896
January	1,130	932
February	1,225	1,277
March	1,547	1,550
April	1,610	
May	1,610	
June	1,640	

QUALITY

	Quantity	Base Number	Contract	AT	Region	England
% of FP17s for the same patient ID Re-attending within 3 months - Children	14	226	6.2%	10.0%	11.5%	11.9%
% of FP17s for the same patient ID Re-attending within 3 months - Adults	72	620	11.6%	15.8%	16.8%	16.0%
% of FP17s for the same patient ID Re-attending between 3 & 9 months - Children	71	226	31.4%	47.3%	47.7%	58.3%
% of FP17s for the same patient ID Re-attending between 3 & 9 months - Adults	127	620	20.5%	37.5%	38.2%	50.3%
% of FP17s for Band 1 Urgent Courses	107	794	13.5%	10.9%	10.6%	9.1%
% of FP17s Relating to Free Repair or Replacements	9	794	1.1%	0.5%	0.6%	0.8%
% of FP17s Relating to Continuations	13	794	1.6%	0.6%	0.8%	1.0%
% of Patients satisfied with the dentistry they have received	2	2	N/A	87.9%	89.3%	91.5%
% of Patients satisfied with the time they had to wait for an appointment	2	2	N/A	83.3%	84.4%	87.9%

* This is based on patients treated on this contract for their most recent course of treatment. Figures in italics indicate the base number of FP17s or Patient Questionnaire responses are less than 100. N/A is shown where the base number of responses is less than 10 during the period. % is calculated as Quantity/Base number*100

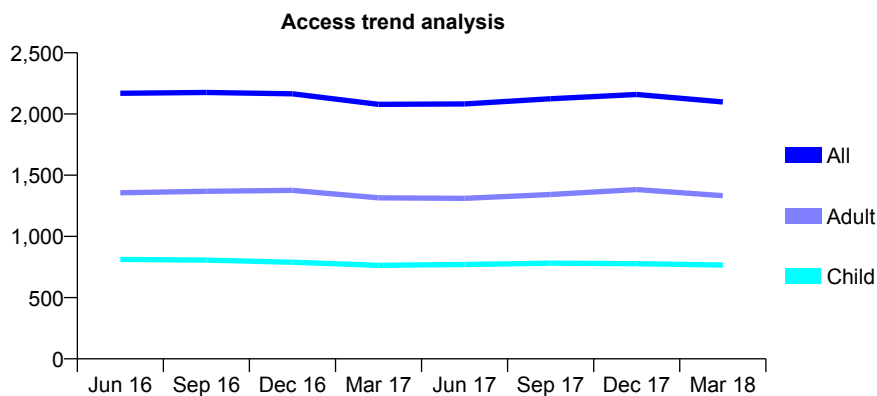
Q62 - Vital Signs At a Glance Contract Report for 813923/0002 - March 2018

Name or company name	MR JS MANDAIR
Contract type name	GDS Contract
Purpose of contract	General and Orthodontic
Contract start date	01/11/2006
Contract end date	

17/18 Contracted general activity (UDA)	4,546
Carry forward general activity (UDA)	-29
17/18 Contracted orthodontic activity (UOA)	533
Carry forward orthodontic activity (UOA)	0
Baseline contract value	£199,702.79

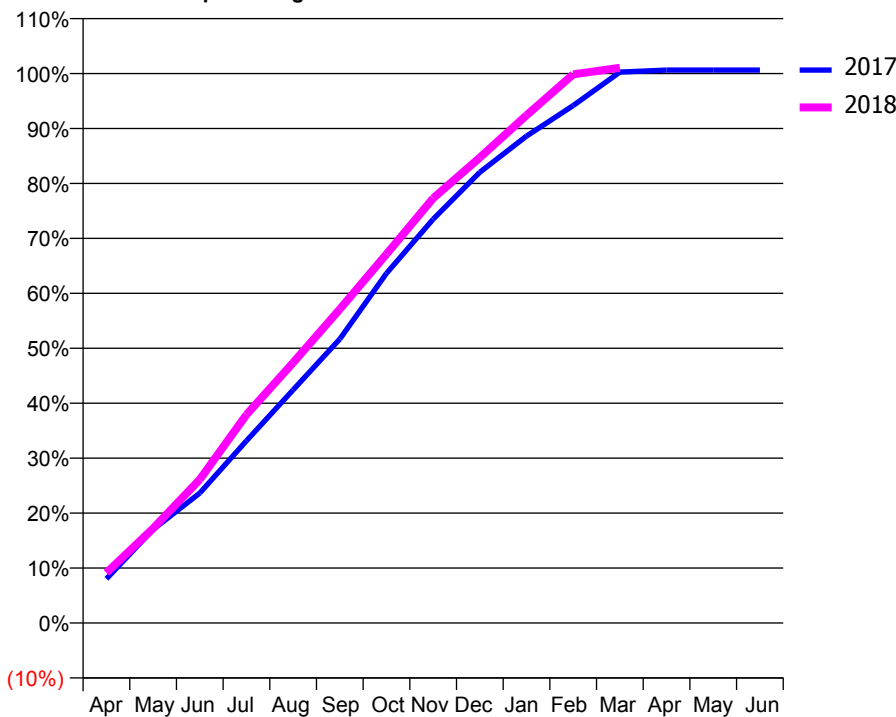
ACCESS*

Patients seen in 24 months	Total	Change since previous quarter
Quarter ending March 2017	2,079	
Quarter ending June 2017	2,082	→
Quarter ending September 2017	2,125	↑
Quarter ending December 2017	2,160	→
Quarter ending March 2018	2,099	↓
Variance since March 2017	1.0%	→



ACTIVITY

Cumulative percentage of contracted UDA delivered 2017 & 2018



Month	Adjusted Scheduled Activity (UDA)	
	2017	2018
April	366	416
May	774	783
June	1,075	1,188
July	1,508	1,724
August	1,929	2,154
September	2,349	2,596
October	2,894	3,052
November	3,341	3,514
December	3,730	3,851
January	4,028	4,200
February	4,281	4,539
March	4,557	4,593
April	4,575	
May	4,575	
June	4,575	

QUALITY

	Quantity	Base Number	Contract	AT	Region	England
% of FP17s for the same patient ID Re-attending within 3 months - Children	94	1,100	8.5%	10.0%	11.5%	11.9%
% of FP17s for the same patient ID Re-attending within 3 months - Adults	154	1,315	11.7%	15.8%	16.8%	16.0%
% of FP17s for the same patient ID Re-attending between 3 & 9 months - Children	581	1,100	52.8%	47.3%	47.7%	58.3%
% of FP17s for the same patient ID Re-attending between 3 & 9 months - Adults	496	1,315	37.7%	37.5%	38.2%	50.3%
% of FP17s for Band 1 Urgent Courses	120	2,352	5.1%	10.9%	10.6%	9.1%
% of FP17s Relating to Free Repair or Replacements	5	2,352	0.2%	0.5%	0.6%	0.8%
% of FP17s Relating to Continuations	7	2,352	0.3%	0.6%	0.8%	1.0%
% of Patients satisfied with the dentistry they have received	0	0	N/A	87.9%	89.3%	91.5%
% of Patients satisfied with the time they had to wait for an appointment	0	0	N/A	83.3%	84.4%	87.9%

* This is based on patients treated on this contract for their most recent course of treatment. Figures in italics indicate the base number of FP17s or Patient Questionnaire responses are less than 100. N/A is shown where the base number of responses is less than 10 during the period. % is calculated as Quantity/Base number*100

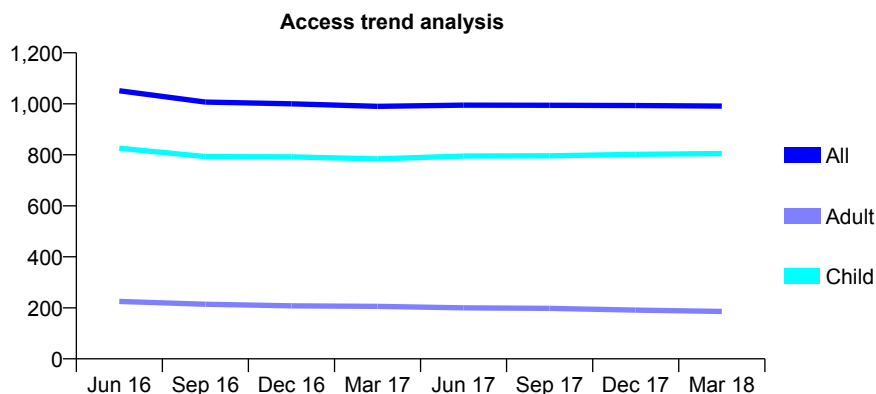
Q62 - Vital Signs At a Glance Contract Report for 825662/0001 - March 2018

Name or company name	MR J SINGH
Contract type name	GDS Contract
Purpose of contract	General
Contract start date	01/04/2006
Contract end date	

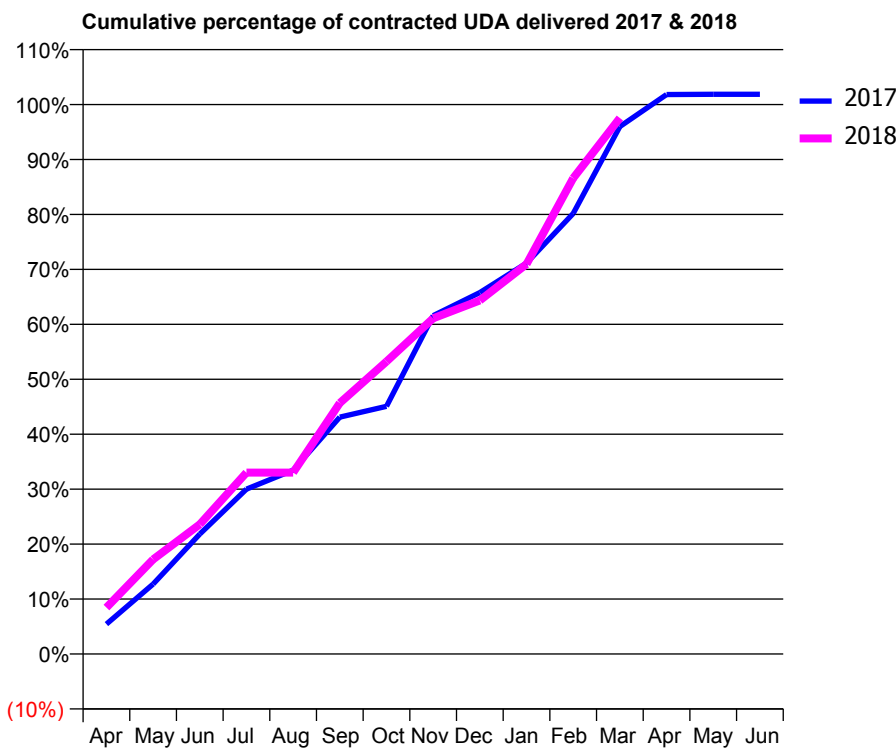
17/18 Contracted general activity (UDA)	2,696
Carry forward general activity (UDA)	-50
17/18 Contracted orthodontic activity (UOA)	0
Carry forward orthodontic activity (UOA)	0
Baseline contract value	£94,866.56

ACCESS*

Patients seen in 24 months	Total	Change since previous quarter
Quarter ending March 2017	990	
Quarter ending June 2017	995	→
Quarter ending September 2017	994	→
Quarter ending December 2017	993	→
Quarter ending March 2018	991	→
Variance since March 2017	0.1%	→



ACTIVITY



Month	Adjusted Scheduled Activity (UDA)	
	2017	2018
April	147	228
May	343	464
June	589	636
July	809	890
August	902	890
September	1,162	1,232
October	1,215	1,435
November	1,660	1,647
December	1,773	1,735
January	1,918	1,912
February	2,161	2,334
March	2,588	2,630
April	2,745	
May	2,746	
June	2,746	

QUALITY

	Quantity	Base Number	Contract	AT	Region	England
% of FP17s for the same patient ID Re-attending within 3 months - Children	25	936	2.7%	10.0%	11.5%	11.9%
% of FP17s for the same patient ID Re-attending within 3 months - Adults	10	163	6.1%	15.8%	16.8%	16.0%
% of FP17s for the same patient ID Re-attending between 3 & 9 months - Children	201	936	21.5%	47.3%	47.7%	58.3%
% of FP17s for the same patient ID Re-attending between 3 & 9 months - Adults	46	163	28.2%	37.5%	38.2%	50.3%
% of FP17s for Band 1 Urgent Courses	8	1,054	0.8%	10.9%	10.6%	9.1%
% of FP17s Relating to Free Repair or Replacements	0	1,054	0.0%	0.5%	0.6%	0.8%
% of FP17s Relating to Continuations	0	1,054	0.0%	0.6%	0.8%	1.0%
% of Patients satisfied with the dentistry they have received	1	1	N/A	87.9%	89.3%	91.5%
% of Patients satisfied with the time they had to wait for an appointment	1	1	N/A	83.3%	84.4%	87.9%

* This is based on patients treated on this contract for their most recent course of treatment. Figures in italics indicate the base number of FP17s or Patient Questionnaire responses are less than 100. N/A is shown where the base number of responses is less than 10 during the period. % is calculated as Quantity/Base number*100

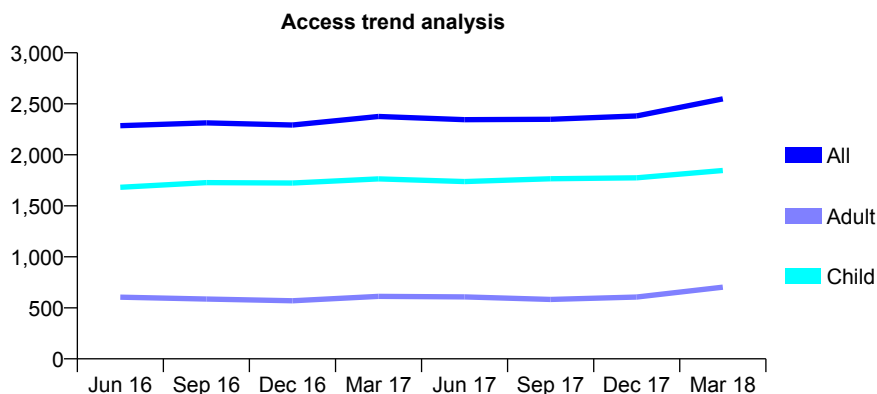
Q62 - Vital Signs At a Glance Contract Report for 825786/0001 - March 2018

Name or company name	MISS F RAHEMTULLA
Contract type name	GDS Contract
Purpose of contract	General
Contract start date	01/04/2006
Contract end date	

17/18 Contracted general activity (UDA)	6,732
Carry forward general activity (UDA)	-135
17/18 Contracted orthodontic activity (UOA)	0
Carry forward orthodontic activity (UOA)	0
Baseline contract value	£206,839.60

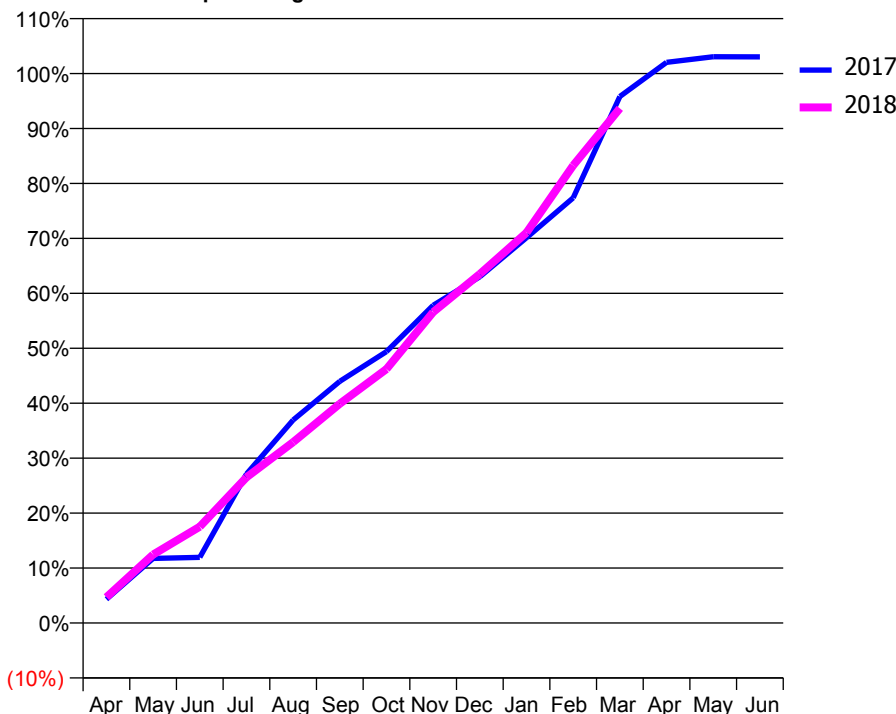
ACCESS*

Patients seen in 24 months	Total	Change since previous quarter
Quarter ending March 2017	2,376	
Quarter ending June 2017	2,345	↓
Quarter ending September 2017	2,349	→
Quarter ending December 2017	2,381	→
Quarter ending March 2018	2,549	↑
Variance since March 2017	7.3%	↑



ACTIVITY

Cumulative percentage of contracted UDA delivered 2017 & 2018



Month	Adjusted Scheduled Activity (UDA)	
	2017	2018
April	291	316
May	792	839
June	804	1,180
July	1,825	1,784
August	2,488	2,216
September	2,960	2,686
October	3,326	3,111
November	3,892	3,808
December	4,241	4,277
January	4,721	4,782
February	5,209	5,606
March	6,450	6,305
April	6,869	
May	6,937	
June	6,936	

QUALITY

	Quantity	Base Number	Contract	AT	Region	England
% of FP17s for the same patient ID Re-attending within 3 months - Children	99	2,305	4.3%	10.0%	11.5%	11.9%
% of FP17s for the same patient ID Re-attending within 3 months - Adults	37	709	5.2%	15.8%	16.8%	16.0%
% of FP17s for the same patient ID Re-attending between 3 & 9 months - Children	1,226	2,305	53.2%	47.3%	47.7%	58.3%
% of FP17s for the same patient ID Re-attending between 3 & 9 months - Adults	326	709	46.0%	37.5%	38.2%	50.3%
% of FP17s for Band 1 Urgent Courses	143	2,863	5.0%	10.9%	10.6%	9.1%
% of FP17s Relating to Free Repair or Replacements	0	2,863	0.0%	0.5%	0.6%	0.8%
% of FP17s Relating to Continuations	2	2,863	0.1%	0.6%	0.8%	1.0%
% of Patients satisfied with the dentistry they have received	0	0	N/A	87.9%	89.3%	91.5%
% of Patients satisfied with the time they had to wait for an appointment	0	0	N/A	83.3%	84.4%	87.9%

* This is based on patients treated on this contract for their most recent course of treatment. Figures in italics indicate the base number of FP17s or Patient Questionnaire responses are less than 100. N/A is shown where the base number of responses is less than 10 during the period. % is calculated as Quantity/Base number*100

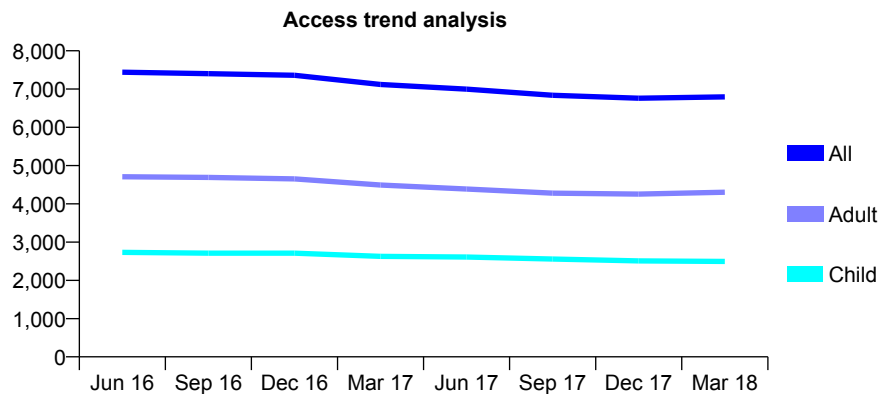
Q62 - Vital Signs At a Glance Contract Report for 825948/0005 - March 2018

Name or company name	MR JK KOTECHEA
Contract type name	GDS Contract
Purpose of contract	General
Contract start date	01/04/2006
Contract end date	

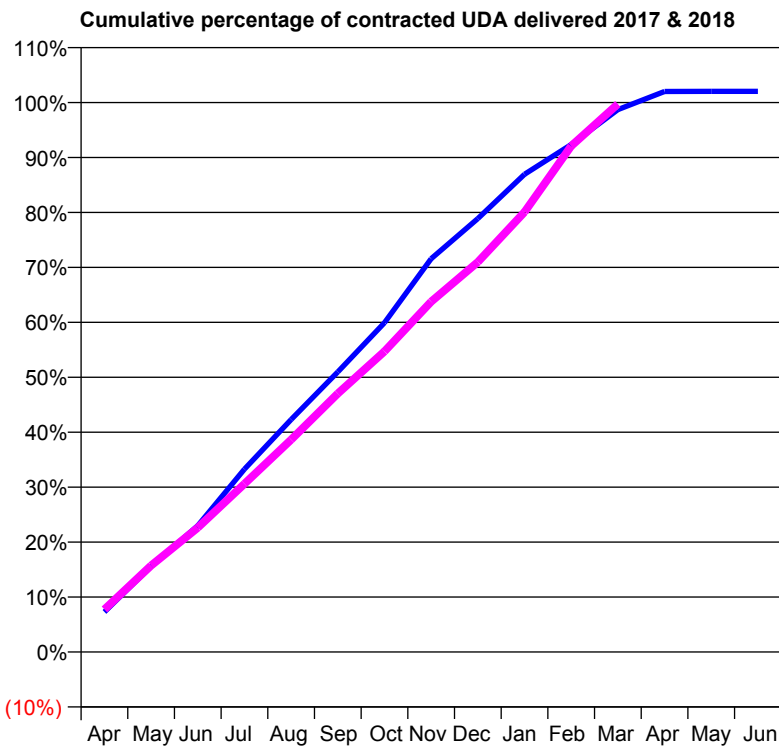
17/18 Contracted general activity (UDA)	20,643
Carry forward general activity (UDA)	-413
17/18 Contracted orthodontic activity (UOA)	0
Carry forward orthodontic activity (UOA)	0
Baseline contract value	£495,566.18

ACCESS*

Patients seen in 24 months	Total	Change since previous quarter
Quarter ending March 2017	7,119	
Quarter ending June 2017	6,998	↓
Quarter ending September 2017	6,836	↓
Quarter ending December 2017	6,761	↓
Quarter ending March 2018	6,797	→
Variance since March 2017	(4.5%)	↓



ACTIVITY



Month	Adjusted Scheduled Activity (UDA)	
	2017	2018
April	1,506	1,602
May	3,221	3,247
June	4,747	4,670
July	6,873	6,320
August	8,733	7,980
September	10,522	9,713
October	12,372	11,295
November	14,773	13,162
December	16,282	14,648
January	17,944	16,531
February	19,062	19,010
March	20,376	20,588
April	21,056	
May	21,063	
June	21,062	

QUALITY

	Quantity	Base Number	Contract	AT	Region	England
% of FP17s for the same patient ID Re-attending within 3 months - Children	227	3,904	5.8%	10.0%	11.5%	11.9%
% of FP17s for the same patient ID Re-attending within 3 months - Adults	649	5,317	12.2%	15.8%	16.8%	16.0%
% of FP17s for the same patient ID Re-attending between 3 & 9 months - Children	2,381	3,904	61.0%	47.3%	47.7%	58.3%
% of FP17s for the same patient ID Re-attending between 3 & 9 months - Adults	2,592	5,317	48.7%	37.5%	38.2%	50.3%
% of FP17s for Band 1 Urgent Courses	663	8,986	7.4%	10.9%	10.6%	9.1%
% of FP17s Relating to Free Repair or Replacements	57	8,986	0.6%	0.5%	0.6%	0.8%
% of FP17s Relating to Continuations	32	8,986	0.4%	0.6%	0.8%	1.0%
% of Patients satisfied with the dentistry they have received	3	3	N/A	87.9%	89.3%	91.5%
% of Patients satisfied with the time they had to wait for an appointment	1	3	N/A	83.3%	84.4%	87.9%

* This is based on patients treated on this contract for their most recent course of treatment. Figures in italics indicate the base number of FP17s or Patient Questionnaire responses are less than 100. N/A is shown where the base number of responses is less than 10 during the period. % is calculated as Quantity/Base number*100

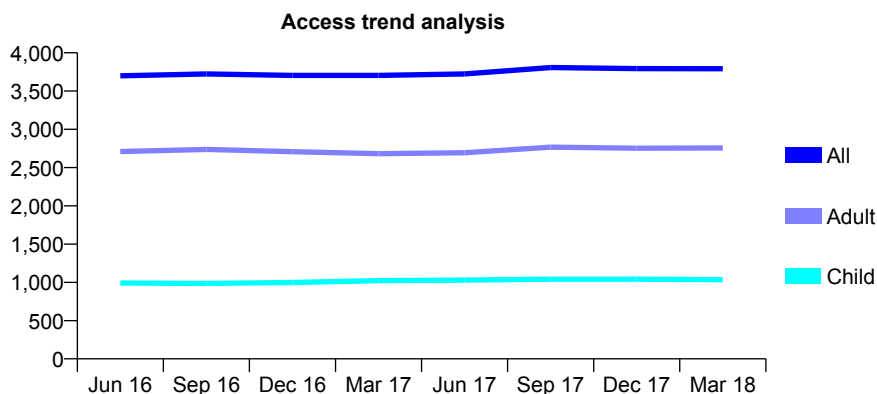
Q62 - Vital Signs At a Glance Contract Report for 825956/0001 - March 2018

Name or company name	MR RG RENTON
Contract type name	GDS Contract
Purpose of contract	General
Contract start date	01/04/2006
Contract end date	

17/18 Contracted general activity (UDA)	5,946
Carry forward general activity (UDA)	0
17/18 Contracted orthodontic activity (UOA)	0
Carry forward orthodontic activity (UOA)	0
Baseline contract value	£166,936.70

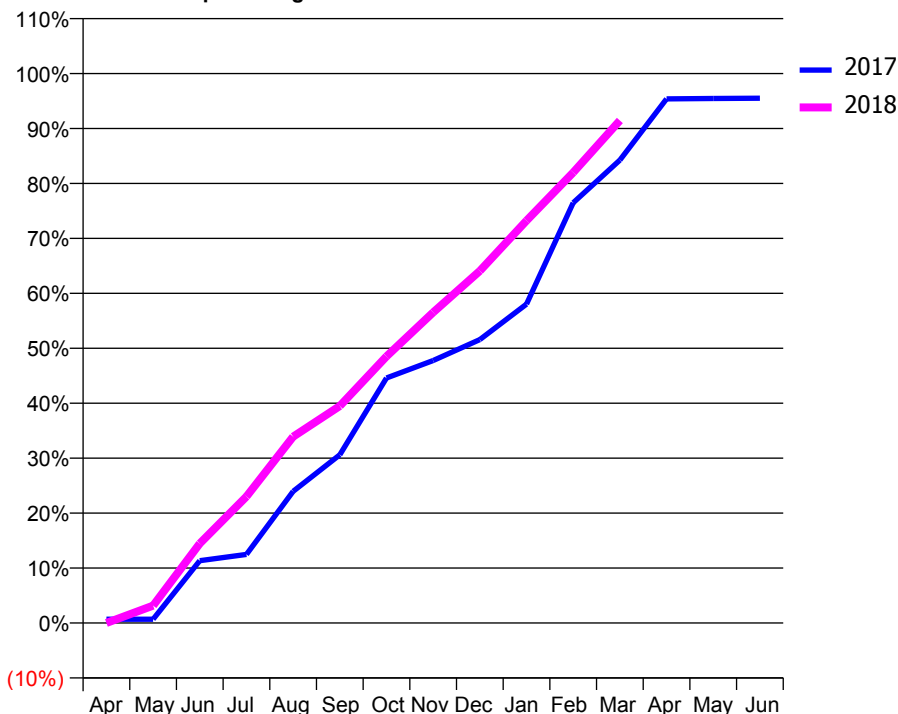
ACCESS*

Patients seen in 24 months	Total	Change since previous quarter
Quarter ending March 2017	3,705	
Quarter ending June 2017	3,724	→
Quarter ending September 2017	3,808	↑
Quarter ending December 2017	3,794	→
Quarter ending March 2018	3,792	→
Variance since March 2017	2.3%	↑



ACTIVITY

Cumulative percentage of contracted UDA delivered 2017 & 2018



Month	Adjusted Scheduled Activity (UDA)	
	2017	2018
April	41	0
May	41	188
June	674	861
July	742	1,368
August	1,425	2,016
September	1,820	2,348
October	2,652	2,885
November	2,841	3,361
December	3,067	3,811
January	3,451	4,353
February	4,547	4,875
March	5,010	5,437
April	5,671	
May	5,675	
June	5,678	

QUALITY

	Quantity	Base Number	Contract	AT	Region	England
% of FP17s for the same patient ID Re-attending within 3 months - Children	17	1,033	1.6%	10.0%	11.5%	11.9%
% of FP17s for the same patient ID Re-attending within 3 months - Adults	249	2,842	8.8%	15.8%	16.8%	16.0%
% of FP17s for the same patient ID Re-attending between 3 & 9 months - Children	302	1,033	29.2%	47.3%	47.7%	58.3%
% of FP17s for the same patient ID Re-attending between 3 & 9 months - Adults	978	2,842	34.4%	37.5%	38.2%	50.3%
% of FP17s for Band 1 Urgent Courses	333	3,526	9.4%	10.9%	10.6%	9.1%
% of FP17s Relating to Free Repair or Replacements	0	3,526	0.0%	0.5%	0.6%	0.8%
% of FP17s Relating to Continuations	0	3,526	0.0%	0.6%	0.8%	1.0%
% of Patients satisfied with the dentistry they have received	9	9	N/A	87.9%	89.3%	91.5%
% of Patients satisfied with the time they had to wait for an appointment	9	9	N/A	83.3%	84.4%	87.9%

* This is based on patients treated on this contract for their most recent course of treatment. Figures in italics indicate the base number of FP17s or Patient Questionnaire responses are less than 100. N/A is shown where the base number of responses is less than 10 during the period. % is calculated as Quantity/Base number*100

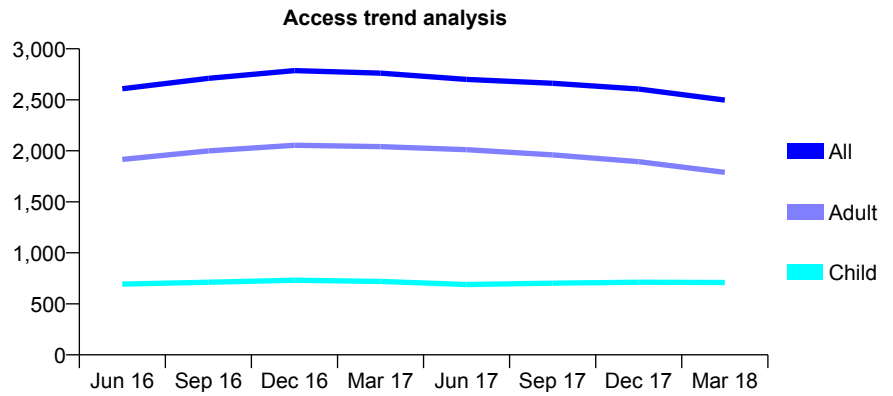
Q62 - Vital Signs At a Glance Contract Report for 839132/0001 - March 2018

Name or company name	Ivory Dental Practice
Contract type name	GDS Contract
Purpose of contract	General
Contract start date	01/04/2006
Contract end date	

17/18 Contracted general activity (UDA)	6,000
Carry forward general activity (UDA)	-114
17/18 Contracted orthodontic activity (UOA)	0
Carry forward orthodontic activity (UOA)	0
Baseline contract value	£132,172.04

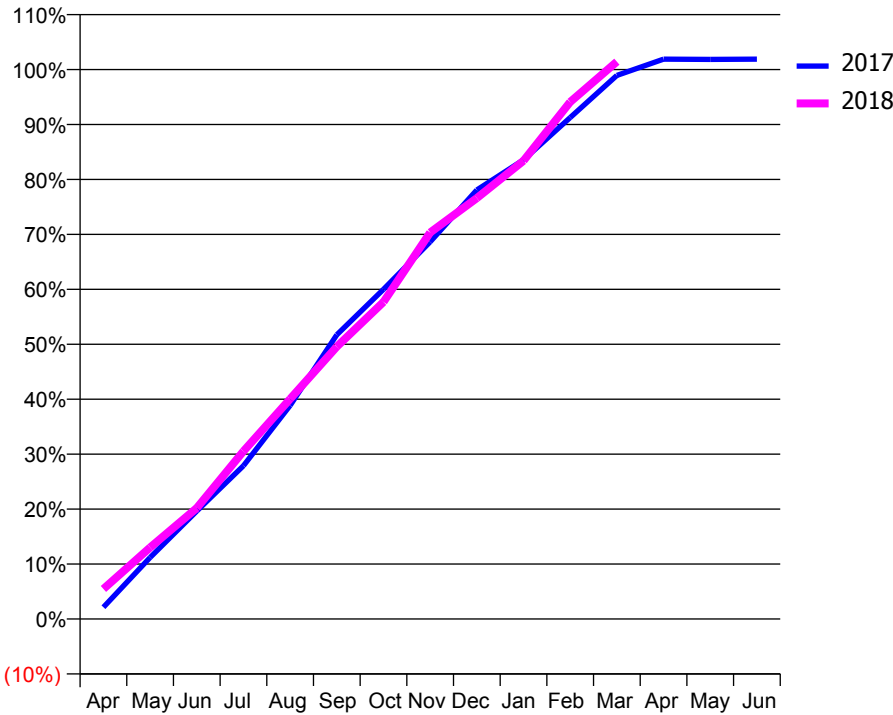
ACCESS*

Patients seen in 24 months	Total	Change since previous quarter
Quarter ending March 2017	2,761	
Quarter ending June 2017	2,700	↓
Quarter ending September 2017	2,662	↓
Quarter ending December 2017	2,606	↓
Quarter ending March 2018	2,498	↓
Variance since March 2017	(9.5%)	↓



ACTIVITY

Cumulative percentage of contracted UDA delivered 2017 & 2018



Month	Adjusted Scheduled Activity (UDA)	
	2017	2018
April	129	329
May	672	781
June	1,179	1,213
July	1,674	1,832
August	2,332	2,404
September	3,104	2,974
October	3,600	3,462
November	4,119	4,220
December	4,685	4,596
January	5,014	5,004
February	5,475	5,645
March	5,935	6,085
April	6,114	
May	6,111	
June	6,114	

QUALITY

	Quantity	Base Number	Contract	AT	Region	England
% of FP17s for the same patient ID Re-attending within 3 months - Children	56	967	5.8%	10.0%	11.5%	11.9%
% of FP17s for the same patient ID Re-attending within 3 months - Adults	191	1,887	10.1%	15.8%	16.8%	16.0%
% of FP17s for the same patient ID Re-attending between 3 & 9 months - Children	466	967	48.2%	47.3%	47.7%	58.3%
% of FP17s for the same patient ID Re-attending between 3 & 9 months - Adults	815	1,887	43.2%	37.5%	38.2%	50.3%
% of FP17s for Band 1 Urgent Courses	181	2,769	6.5%	10.9%	10.6%	9.1%
% of FP17s Relating to Free Repair or Replacements	20	2,769	0.7%	0.5%	0.6%	0.8%
% of FP17s Relating to Continuations	12	2,769	0.4%	0.6%	0.8%	1.0%
% of Patients satisfied with the dentistry they have received	3	4	N/A	87.9%	89.3%	91.5%
% of Patients satisfied with the time they had to wait for an appointment	1	4	N/A	83.3%	84.4%	87.9%

* This is based on patients treated on this contract for their most recent course of treatment. Figures in italics indicate the base number of FP17s or Patient Questionnaire responses are less than 100. N/A is shown where the base number of responses is less than 10 during the period. % is calculated as Quantity/Base number*100

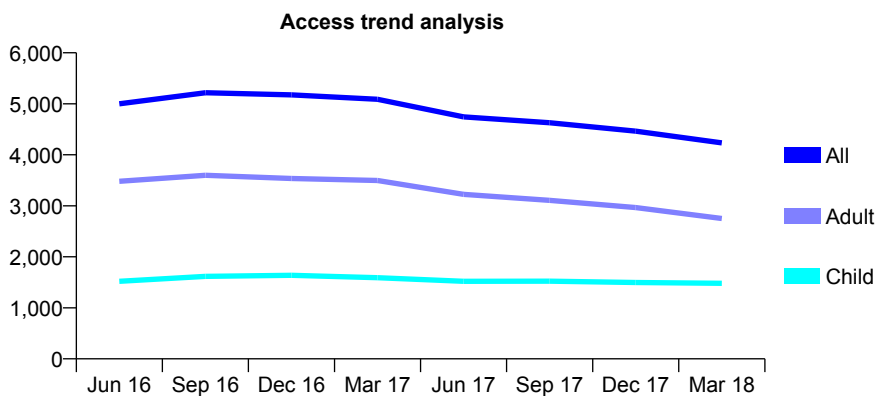
Q62 - Vital Signs At a Glance Contract Report for 839248/0001 - March 2018

Name or company name	MR K KHOSRAVANI
Contract type name	GDS Contract
Purpose of contract	General
Contract start date	01/04/2006
Contract end date	

17/18 Contracted general activity (UDA)	11,434
Carry forward general activity (UDA)	-165
17/18 Contracted orthodontic activity (UOA)	0
Carry forward orthodontic activity (UOA)	0
Baseline contract value	£351,260.71

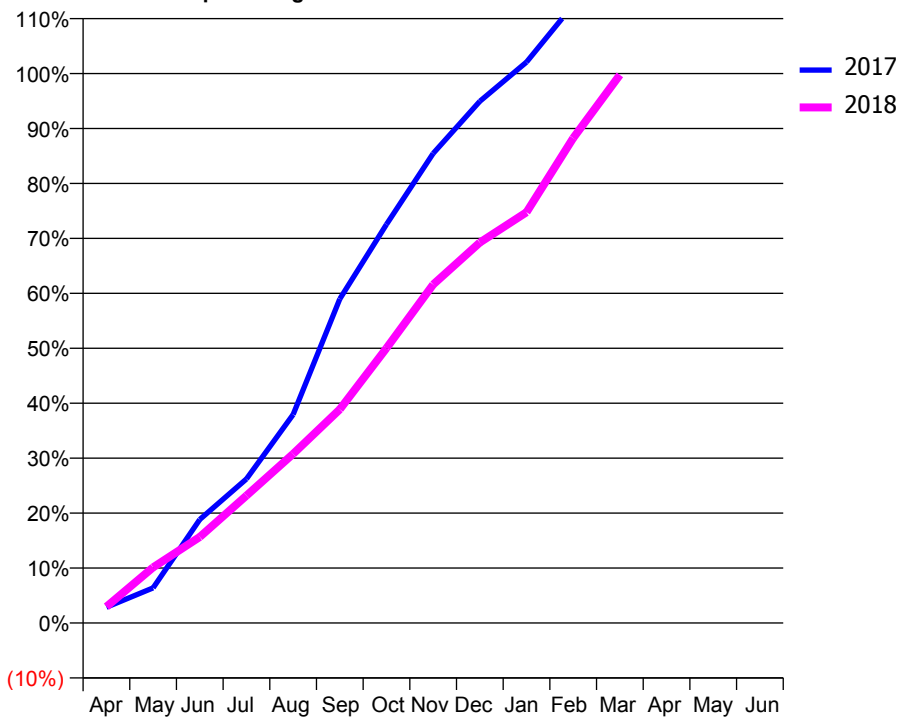
ACCESS*

Patients seen in 24 months	Total	Change since previous quarter
Quarter ending March 2017	5,088	
Quarter ending June 2017	4,744	↓
Quarter ending September 2017	4,628	↓
Quarter ending December 2017	4,463	↓
Quarter ending March 2018	4,233	↓
Variance since March 2017	(16.8%)	↓



ACTIVITY

Cumulative percentage of contracted UDA delivered 2017 & 2018



Month	Adjusted Scheduled Activity (UDA)	
	2017	2018
April	329	340
May	730	1,160
June	2,153	1,791
July	2,998	2,652
August	4,339	3,520
September	6,744	4,447
October	8,294	5,721
November	9,772	7,043
December	10,856	7,917
January	11,670	8,547
February	12,860	10,091
March	14,887	11,406
April	15,488	
May	15,490	
June	15,502	

QUALITY

	Quantity	Base Number	Contract	AT	Region	England
% of FP17s for the same patient ID Re-attending within 3 months - Children	117	1,436	8.1%	10.0%	11.5%	11.9%
% of FP17s for the same patient ID Re-attending within 3 months - Adults	212	2,090	10.1%	15.8%	16.8%	16.0%
% of FP17s for the same patient ID Re-attending between 3 & 9 months - Children	398	1,436	27.7%	47.3%	47.7%	58.3%
% of FP17s for the same patient ID Re-attending between 3 & 9 months - Adults	481	2,090	23.0%	37.5%	38.2%	50.3%
% of FP17s for Band 1 Urgent Courses	89	3,390	2.6%	10.9%	10.6%	9.1%
% of FP17s Relating to Free Repair or Replacements	14	3,390	0.4%	0.5%	0.6%	0.8%
% of FP17s Relating to Continuations	0	3,390	0.0%	0.6%	0.8%	1.0%
% of Patients satisfied with the dentistry they have received	3	3	N/A	87.9%	89.3%	91.5%
% of Patients satisfied with the time they had to wait for an appointment	2	3	N/A	83.3%	84.4%	87.9%

* This is based on patients treated on this contract for their most recent course of treatment. Figures in italics indicate the base number of FP17s or Patient Questionnaire responses are less than 100. N/A is shown where the base number of responses is less than 10 during the period. % is calculated as Quantity/Base number*100

Q62 - Vital Signs At a Glance Contract Report for 839248/0002 - March 2018

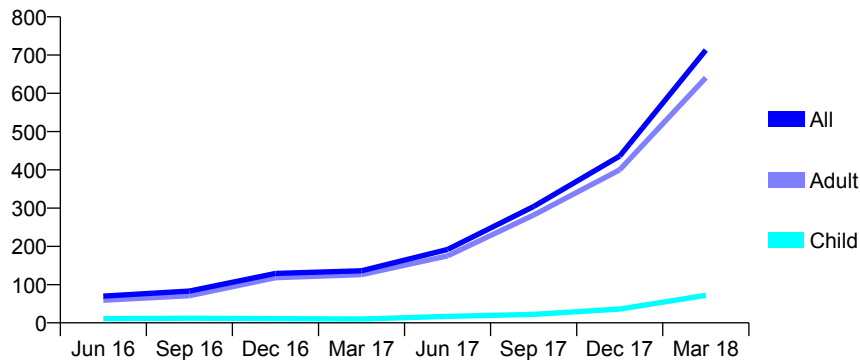
Name or company name	MR K KHOSRAVANI
Contract type name	GDS Contract
Purpose of contract	General
Contract start date	01/01/2015
Contract end date	

17/18 Contracted general activity (UDA)	5,000
Carry forward general activity (UDA)	0
17/18 Contracted orthodontic activity (UOA)	0
Carry forward orthodontic activity (UOA)	0
Baseline contract value	£153,603.60

ACCESS*

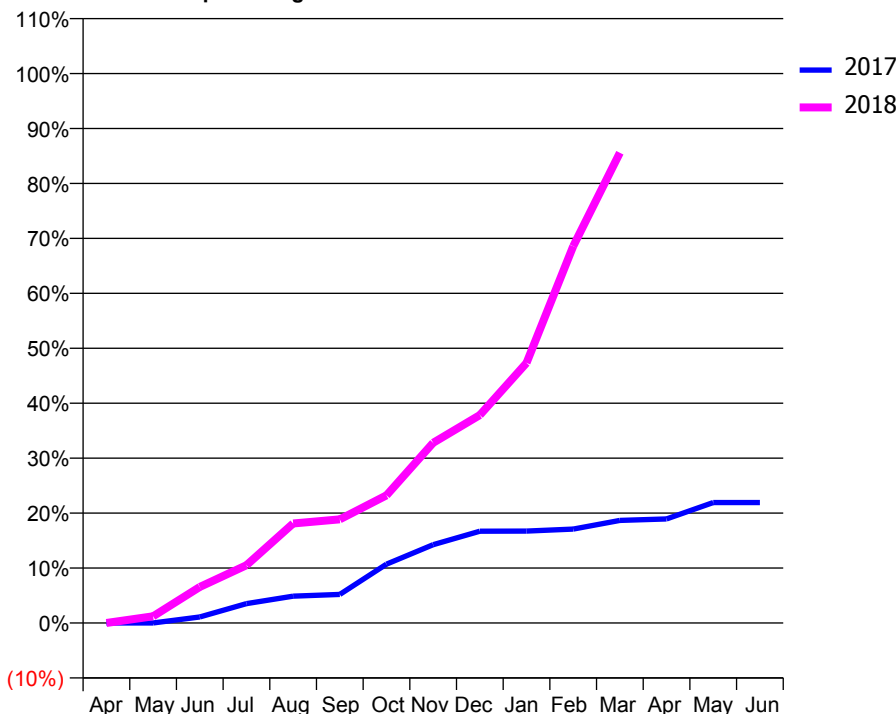
Patients seen in 24 months	Total	Change since previous quarter
Quarter ending March 2017	136	
Quarter ending June 2017	192	↑
Quarter ending September 2017	304	↑
Quarter ending December 2017	436	↑
Quarter ending March 2018	713	↑
Variance since March 2017	424.3%	↑

Access trend analysis



ACTIVITY

Cumulative percentage of contracted UDA delivered 2017 & 2018



Adjusted Scheduled Activity (UDA)

Month	2017	2018
April	0	0
May	1	61
June	55	329
July	177	526
August	244	906
September	260	943
October	536	1,161
November	713	1,640
December	836	1,893
January	837	2,367
February	855	3,428
March	934	4,279
April	947	
May	1,097	
June	1,097	

QUALITY

	Quantity	Base Number	Contract	AT	Region	England
% of FP17s for the same patient ID Re-attending within 3 months - Children	4	77	5.2%	10.0%	11.5%	11.9%
% of FP17s for the same patient ID Re-attending within 3 months - Adults	56	696	8.0%	15.8%	16.8%	16.0%
% of FP17s for the same patient ID Re-attending between 3 & 9 months - Children	4	77	5.2%	47.3%	47.7%	58.3%
% of FP17s for the same patient ID Re-attending between 3 & 9 months - Adults	93	696	13.4%	37.5%	38.2%	50.3%
% of FP17s for Band 1 Urgent Courses	33	743	4.4%	10.9%	10.6%	9.1%
% of FP17s Relating to Free Repair or Replacements	4	743	0.5%	0.5%	0.6%	0.8%
% of FP17s Relating to Continuations	4	743	0.5%	0.6%	0.8%	1.0%
% of Patients satisfied with the dentistry they have received	0	1	N/A	87.9%	89.3%	91.5%
% of Patients satisfied with the time they had to wait for an appointment	0	1	N/A	83.3%	84.4%	87.9%

* This is based on patients treated on this contract for their most recent course of treatment. Figures in italics indicate the base number of FP17s or Patient Questionnaire responses are less than 100. N/A is shown where the base number of responses is less than 10 during the period. % is calculated as Quantity/Base number*100

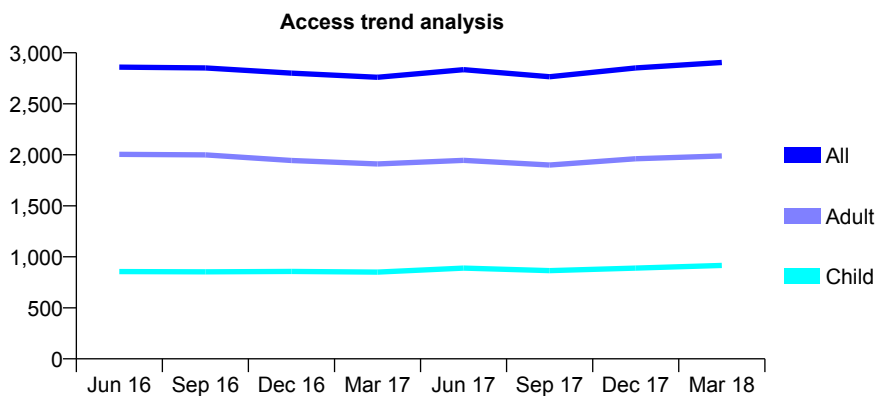
Q62 - Vital Signs At a Glance Contract Report for 839515/0001 - March 2018

Name or company name	MR C REDICAN
Contract type name	GDS Contract
Purpose of contract	General
Contract start date	01/04/2006
Contract end date	

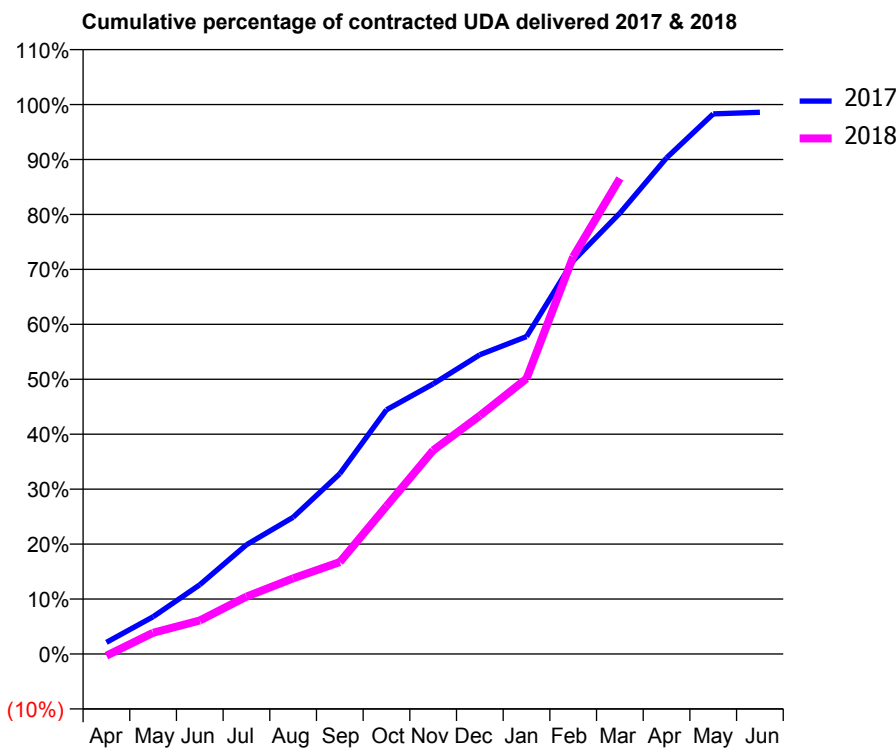
17/18 Contracted general activity (UDA)	5,074
Carry forward general activity (UDA)	72
17/18 Contracted orthodontic activity (UOA)	0
Carry forward orthodontic activity (UOA)	0
Baseline contract value	£155,474.14

ACCESS*

Patients seen in 24 months	Total	Change since previous quarter
Quarter ending March 2017	2,760	
Quarter ending June 2017	2,835	↑
Quarter ending September 2017	2,765	↓
Quarter ending December 2017	2,851	↑
Quarter ending March 2018	2,905	→
Variance since March 2017	5.3%	↑



ACTIVITY



Month	Adjusted Scheduled Activity (UDA)	
	2017	2018
April	108	-17
May	344	196
June	639	309
July	1,009	530
August	1,263	699
September	1,665	849
October	2,255	1,367
November	2,494	1,881
December	2,764	2,201
January	2,931	2,544
February	3,631	3,668
March	4,071	4,391
April	4,581	
May	4,987	
June	5,002	

QUALITY

	Quantity	Base Number	Contract	AT	Region	England
% of FP17s for the same patient ID Re-attending within 3 months - Children	59	953	6.2%	10.0%	11.5%	11.9%
% of FP17s for the same patient ID Re-attending within 3 months - Adults	260	1,927	13.5%	15.8%	16.8%	16.0%
% of FP17s for the same patient ID Re-attending between 3 & 9 months - Children	269	953	28.2%	47.3%	47.7%	58.3%
% of FP17s for the same patient ID Re-attending between 3 & 9 months - Adults	513	1,927	26.6%	37.5%	38.2%	50.3%
% of FP17s for Band 1 Urgent Courses	162	1,883	8.6%	10.9%	10.6%	9.1%
% of FP17s Relating to Free Repair or Replacements	5	1,883	0.3%	0.5%	0.6%	0.8%
% of FP17s Relating to Continuations	2	1,883	0.1%	0.6%	0.8%	1.0%
% of Patients satisfied with the dentistry they have received	1	1	N/A	87.9%	89.3%	91.5%
% of Patients satisfied with the time they had to wait for an appointment	0	1	N/A	83.3%	84.4%	87.9%

* This is based on patients treated on this contract for their most recent course of treatment. Figures in italics indicate the base number of FP17s or Patient Questionnaire responses are less than 100. N/A is shown where the base number of responses is less than 10 during the period. % is calculated as Quantity/Base number*100

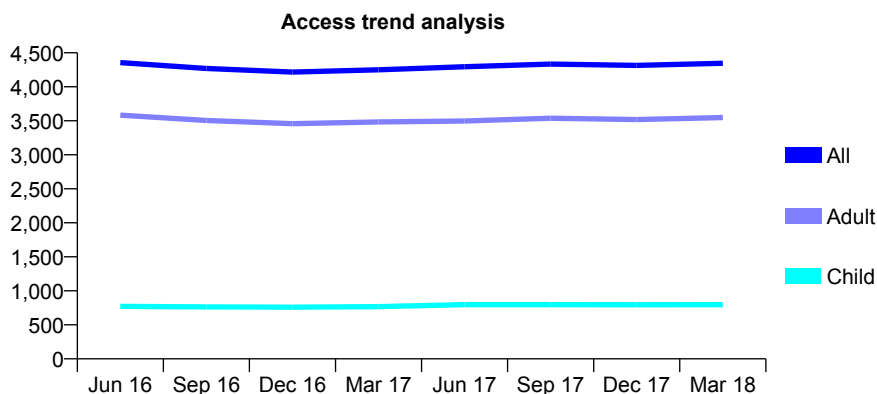
Q62 - Vital Signs At a Glance Contract Report for 839795/0001 - March 2018

Name or company name	MR K KARANTOUMANIS
Contract type name	GDS Contract
Purpose of contract	General
Contract start date	01/04/2006
Contract end date	

17/18 Contracted general activity (UDA)	15,386
Carry forward general activity (UDA)	372
17/18 Contracted orthodontic activity (UOA)	0
Carry forward orthodontic activity (UOA)	0
Baseline contract value	£434,544.60

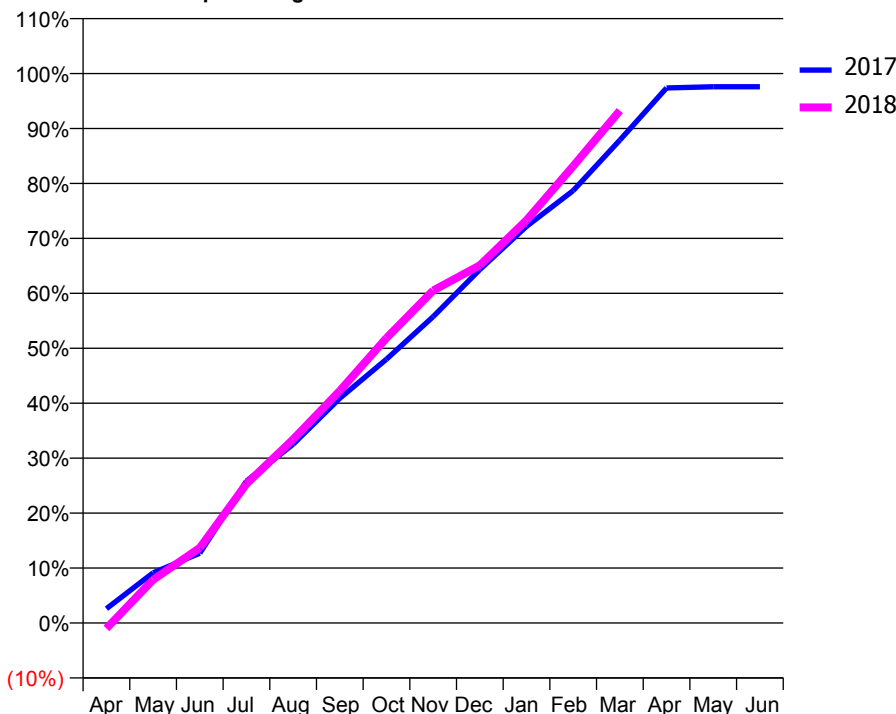
ACCESS*

Patients seen in 24 months	Total	Change since previous quarter
Quarter ending March 2017	4,250	
Quarter ending June 2017	4,295	→
Quarter ending September 2017	4,335	→
Quarter ending December 2017	4,314	→
Quarter ending March 2018	4,346	→
Variance since March 2017	2.3%	↑



ACTIVITY

Cumulative percentage of contracted UDA delivered 2017 & 2018



Month	Adjusted Scheduled Activity (UDA)	
	2017	2018
April	402	-156
May	1,408	1,212
June	1,956	2,106
July	3,974	3,897
August	5,007	5,144
September	6,293	6,501
October	7,386	7,982
November	8,577	9,311
December	9,897	10,015
January	11,107	11,276
February	12,107	12,795
March	13,520	14,347
April	14,982	
May	15,013	
June	15,014	

QUALITY

	Quantity	Base Number	Contract	AT	Region	England
% of FP17s for the same patient ID Re-attending within 3 months - Children	70	1,072	6.5%	10.0%	11.5%	11.9%
% of FP17s for the same patient ID Re-attending within 3 months - Adults	535	4,229	12.7%	15.8%	16.8%	16.0%
% of FP17s for the same patient ID Re-attending between 3 & 9 months - Children	544	1,072	50.7%	47.3%	47.7%	58.3%
% of FP17s for the same patient ID Re-attending between 3 & 9 months - Adults	1,879	4,229	44.4%	37.5%	38.2%	50.3%
% of FP17s for Band 1 Urgent Courses	484	4,930	9.8%	10.9%	10.6%	9.1%
% of FP17s Relating to Free Repair or Replacements	19	4,930	0.4%	0.5%	0.6%	0.8%
% of FP17s Relating to Continuations	13	4,930	0.3%	0.6%	0.8%	1.0%
% of Patients satisfied with the dentistry they have received	5	5	N/A	87.9%	89.3%	91.5%
% of Patients satisfied with the time they had to wait for an appointment	5	5	N/A	83.3%	84.4%	87.9%

* This is based on patients treated on this contract for their most recent course of treatment. Figures in italics indicate the base number of FP17s or Patient Questionnaire responses are less than 100. N/A is shown where the base number of responses is less than 10 during the period. % is calculated as Quantity/Base number*100

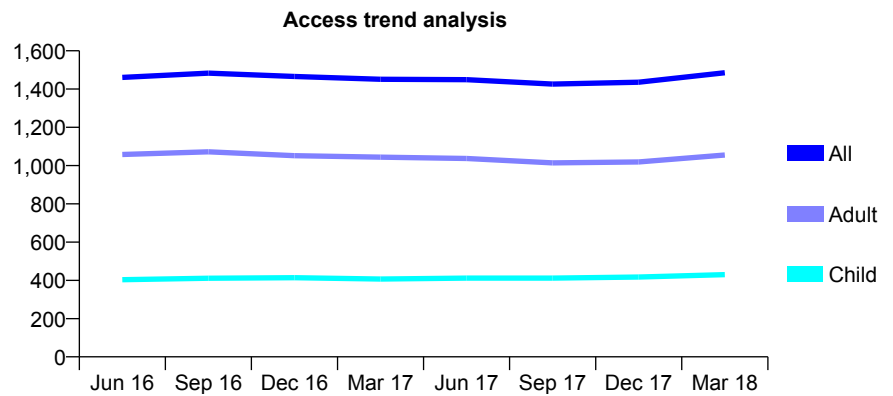
Q62 - Vital Signs At a Glance Contract Report for 843148/0001 - March 2018

Name or company name	MR SR MANAFI
Contract type name	GDS Contract
Purpose of contract	General
Contract start date	01/04/2006
Contract end date	

17/18 Contracted general activity (UDA)	5,756
Carry forward general activity (UDA)	-64
17/18 Contracted orthodontic activity (UOA)	0
Carry forward orthodontic activity (UOA)	0
Baseline contract value	£223,334.33

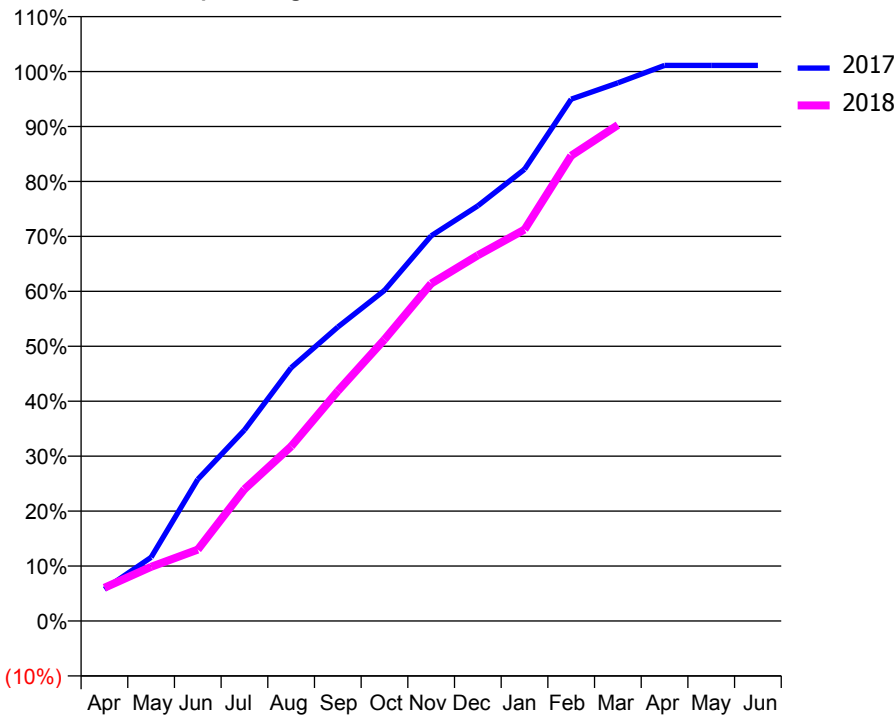
ACCESS*

Patients seen in 24 months	Total	Change since previous quarter
Quarter ending March 2017	1,451	
Quarter ending June 2017	1,449	→
Quarter ending September 2017	1,426	↓
Quarter ending December 2017	1,436	→
Quarter ending March 2018	1,485	↑
Variance since March 2017	2.3%	↑



ACTIVITY

Cumulative percentage of contracted UDA delivered 2017 & 2018



Month	Adjusted Scheduled Activity (UDA)	
	2017	2018
April	333	349
May	667	567
June	1,484	748
July	2,000	1,381
August	2,653	1,829
September	3,079	2,409
October	3,464	2,949
November	4,034	3,535
December	4,349	3,831
January	4,732	4,100
February	5,467	4,874
March	5,637	5,196
April	5,820	
May	5,820	
June	5,820	

QUALITY

	Quantity	Base Number	Contract	AT	Region	England
% of FP17s for the same patient ID Re-attending within 3 months - Children	50	558	9.0%	10.0%	11.5%	11.9%
% of FP17s for the same patient ID Re-attending within 3 months - Adults	281	1,291	21.8%	15.8%	16.8%	16.0%
% of FP17s for the same patient ID Re-attending between 3 & 9 months - Children	236	558	42.3%	47.3%	47.7%	58.3%
% of FP17s for the same patient ID Re-attending between 3 & 9 months - Adults	438	1,291	33.9%	37.5%	38.2%	50.3%
% of FP17s for Band 1 Urgent Courses	450	1,765	25.5%	10.9%	10.6%	9.1%
% of FP17s Relating to Free Repair or Replacements	0	1,765	0.0%	0.5%	0.6%	0.8%
% of FP17s Relating to Continuations	25	1,765	1.4%	0.6%	0.8%	1.0%
% of Patients satisfied with the dentistry they have received	0	2	N/A	87.9%	89.3%	91.5%
% of Patients satisfied with the time they had to wait for an appointment	1	2	N/A	83.3%	84.4%	87.9%

* This is based on patients treated on this contract for their most recent course of treatment. Figures in italics indicate the base number of FP17s or Patient Questionnaire responses are less than 100. N/A is shown where the base number of responses is less than 10 during the period. % is calculated as Quantity/Base number*100

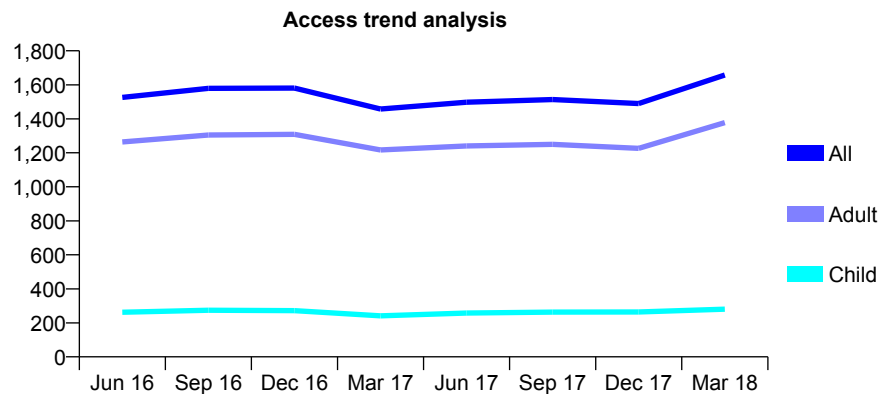
Q62 - Vital Signs At a Glance Contract Report for 846104/0001 - March 2018

Name or company name	Bhavish Thakrar and Jayesh Kotecha
Contract type name	GDS Contract
Purpose of contract	General
Contract start date	01/04/2006
Contract end date	

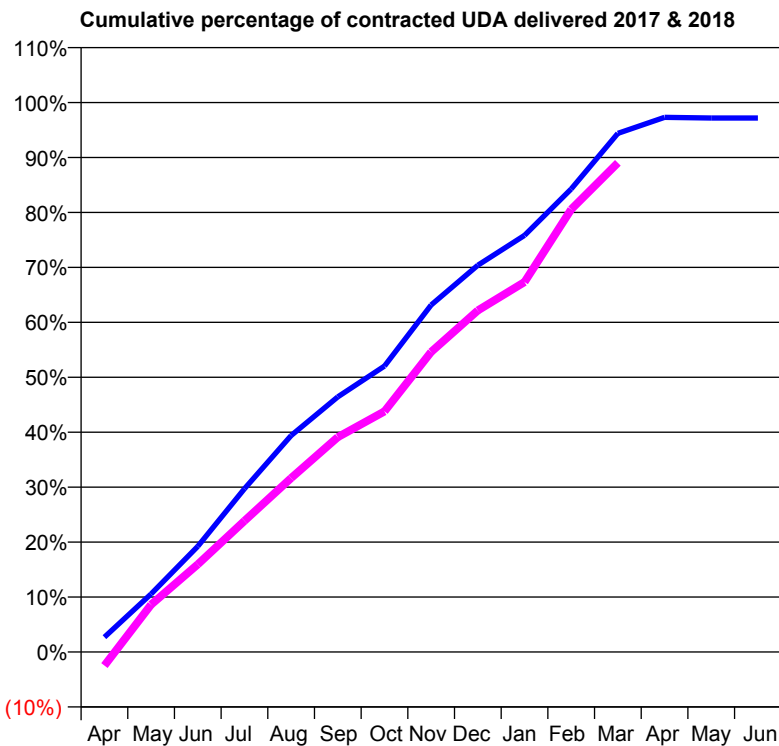
17/18 Contracted general activity (UDA)	6,599
Carry forward general activity (UDA)	186
17/18 Contracted orthodontic activity (UOA)	0
Carry forward orthodontic activity (UOA)	0
Baseline contract value	£236,989.87

ACCESS*

Patients seen in 24 months	Total	Change since previous quarter
Quarter ending March 2017	1,458	
Quarter ending June 2017	1,498	↑
Quarter ending September 2017	1,513	→
Quarter ending December 2017	1,490	↓
Quarter ending March 2018	1,658	↑
Variance since March 2017	13.7%	↑



ACTIVITY



Month	Adjusted Scheduled Activity (UDA)	
	2017	2018
April	179	-164
May	697	569
June	1,270	1,053
July	1,960	1,575
August	2,599	2,089
September	3,064	2,580
October	3,435	2,890
November	4,167	3,604
December	4,645	4,102
January	5,004	4,443
February	5,561	5,315
March	6,229	5,874
April	6,421	
May	6,413	
June	6,413	

QUALITY

	Quantity	Base Number	Contract	AT	Region	England
% of FP17s for the same patient ID Re-attending within 3 months - Children	40	343	11.7%	10.0%	11.5%	11.9%
% of FP17s for the same patient ID Re-attending within 3 months - Adults	374	1,584	23.6%	15.8%	16.8%	16.0%
% of FP17s for the same patient ID Re-attending between 3 & 9 months - Children	112	343	32.7%	47.3%	47.7%	58.3%
% of FP17s for the same patient ID Re-attending between 3 & 9 months - Adults	429	1,584	27.1%	37.5%	38.2%	50.3%
% of FP17s for Band 1 Urgent Courses	383	1,887	20.3%	10.9%	10.6%	9.1%
% of FP17s Relating to Free Repair or Replacements	26	1,887	1.4%	0.5%	0.6%	0.8%
% of FP17s Relating to Continuations	27	1,887	1.4%	0.6%	0.8%	1.0%
% of Patients satisfied with the dentistry they have received	1	1	N/A	87.9%	89.3%	91.5%
% of Patients satisfied with the time they had to wait for an appointment	1	1	N/A	83.3%	84.4%	87.9%

* This is based on patients treated on this contract for their most recent course of treatment. Figures in italics indicate the base number of FP17s or Patient Questionnaire responses are less than 100. N/A is shown where the base number of responses is less than 10 during the period. % is calculated as Quantity/Base number*100

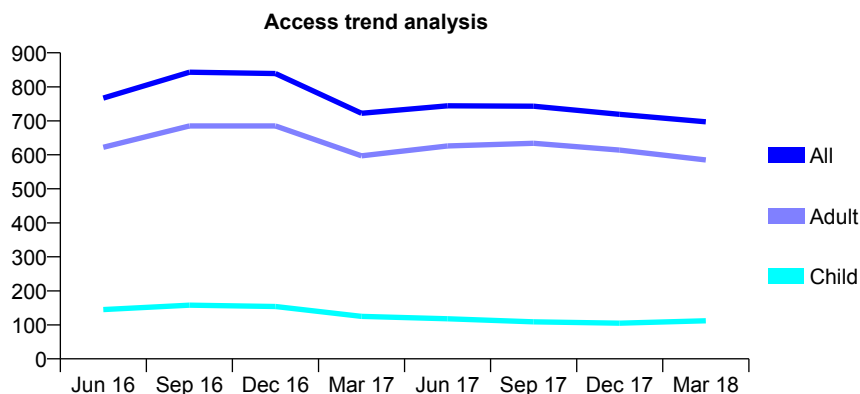
Q62 - Vital Signs At a Glance Contract Report for 849014/0004 - March 2018

Name or company name	MISS E VAZIR
Contract type name	GDS Contract
Purpose of contract	General
Contract start date	01/05/2013
Contract end date	

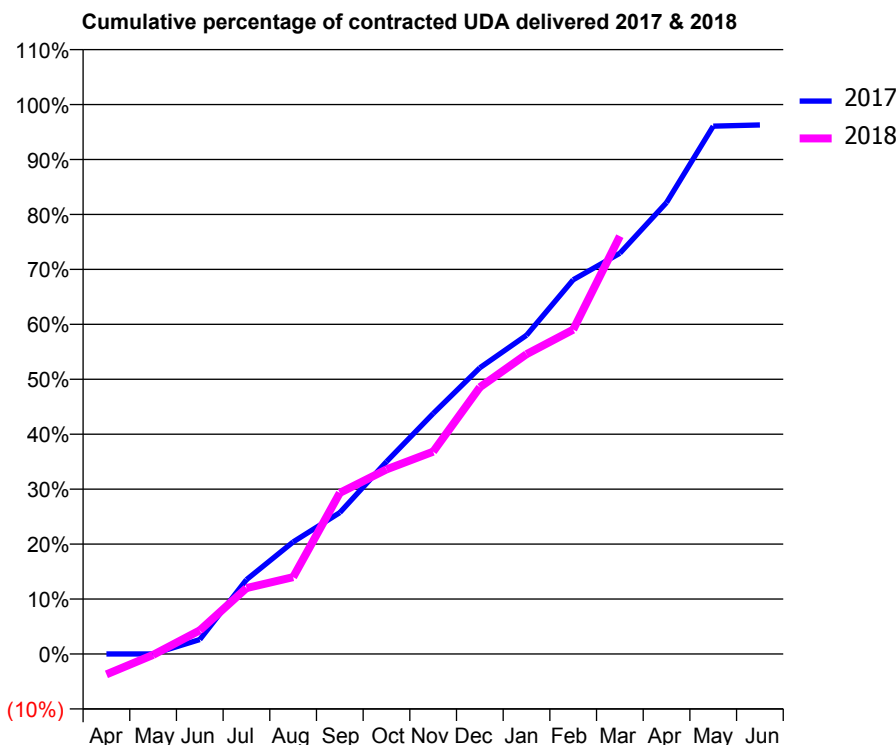
17/18 Contracted general activity (UDA)	4,000
Carry forward general activity (UDA)	149
17/18 Contracted orthodontic activity (UOA)	0
Carry forward orthodontic activity (UOA)	0
Baseline contract value	£107,074.13

ACCESS*

Patients seen in 24 months	Total	Change since previous quarter
Quarter ending March 2017	722	
Quarter ending June 2017	744	↑
Quarter ending September 2017	743	→
Quarter ending December 2017	719	↓
Quarter ending March 2018	697	↓
Variance since March 2017	(3.5%)	↓



ACTIVITY



Month	Adjusted Scheduled Activity (UDA)	
	2017	2018
April	0	-149
May	0	-7
June	106	173
July	542	480
August	816	560
September	1,030	1,173
October	1,400	1,344
November	1,751	1,473
December	2,084	1,942
January	2,321	2,183
February	2,724	2,361
March	2,917	3,042
April	3,287	
May	3,843	
June	3,851	

QUALITY

	Quantity	Base Number	Contract	AT	Region	England
% of FP17s for the same patient ID Re-attending within 3 months - Children	12	141	8.5%	10.0%	11.5%	11.9%
% of FP17s for the same patient ID Re-attending within 3 months - Adults	74	723	10.2%	15.8%	16.8%	16.0%
% of FP17s for the same patient ID Re-attending between 3 & 9 months - Children	37	141	26.2%	47.3%	47.7%	58.3%
% of FP17s for the same patient ID Re-attending between 3 & 9 months - Adults	230	723	31.8%	37.5%	38.2%	50.3%
% of FP17s for Band 1 Urgent Courses	68	705	9.6%	10.9%	10.6%	9.1%
% of FP17s Relating to Free Repair or Replacements	2	705	0.3%	0.5%	0.6%	0.8%
% of FP17s Relating to Continuations	0	705	0.0%	0.6%	0.8%	1.0%
% of Patients satisfied with the dentistry they have received	0	0	N/A	87.9%	89.3%	91.5%
% of Patients satisfied with the time they had to wait for an appointment	0	0	N/A	83.3%	84.4%	87.9%

* This is based on patients treated on this contract for their most recent course of treatment. Figures in italics indicate the base number of FP17s or Patient Questionnaire responses are less than 100. N/A is shown where the base number of responses is less than 10 during the period. % is calculated as Quantity/Base number*100

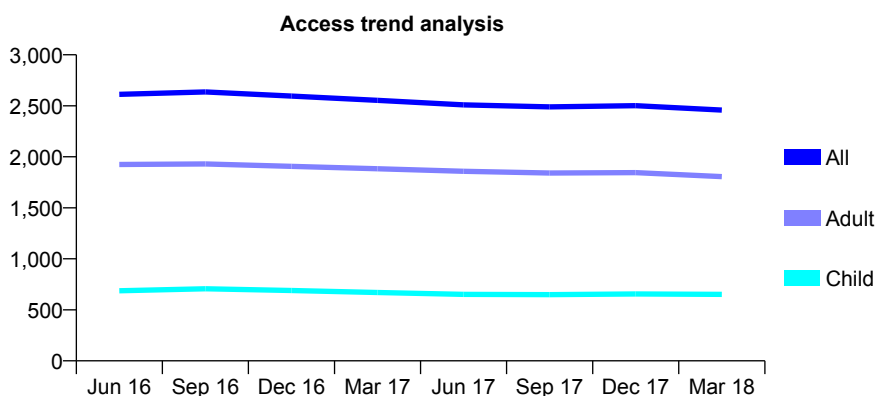
Q62 - Vital Signs At a Glance Contract Report for 849146/0001 - March 2018

Name or company name	MR A ARBABI
Contract type name	GDS Contract
Purpose of contract	General
Contract start date	01/04/2006
Contract end date	

17/18 Contracted general activity (UDA)	6,545
Carry forward general activity (UDA)	0
17/18 Contracted orthodontic activity (UOA)	0
Carry forward orthodontic activity (UOA)	0
Baseline contract value	£192,573.40

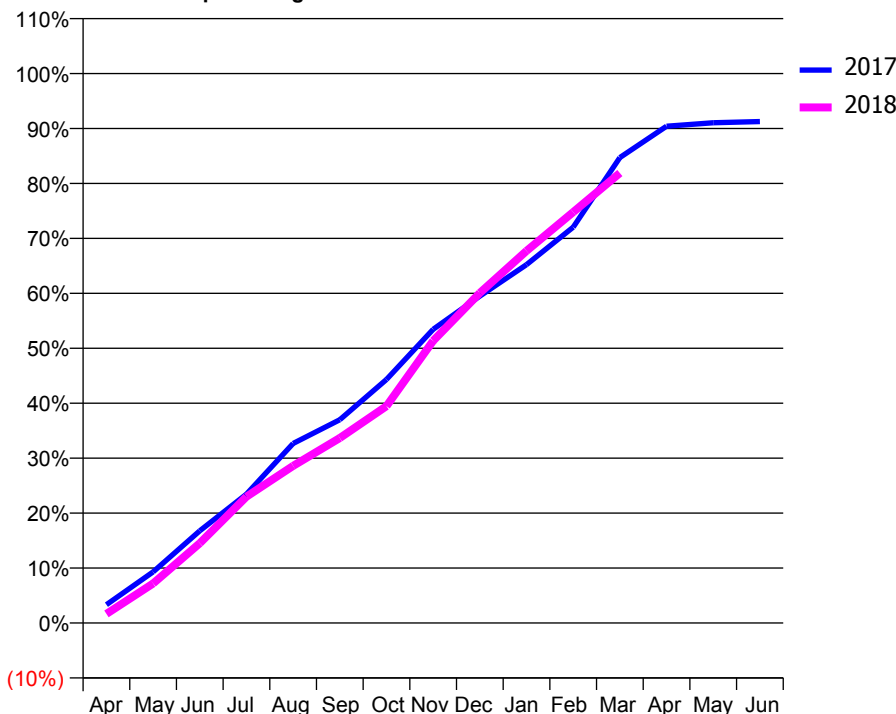
ACCESS*

Patients seen in 24 months	Total	Change since previous quarter
Quarter ending March 2017	2,553	
Quarter ending June 2017	2,509	↓
Quarter ending September 2017	2,490	→
Quarter ending December 2017	2,501	→
Quarter ending March 2018	2,458	↓
Variance since March 2017	(3.7%)	↓



ACTIVITY

Cumulative percentage of contracted UDA delivered 2017 & 2018



Month	Adjusted Scheduled Activity (UDA)	
	2017	2018
April	219	109
May	609	471
June	1,099	951
July	1,534	1,505
August	2,139	1,872
September	2,421	2,203
October	2,901	2,583
November	3,498	3,361
December	3,893	3,932
January	4,269	4,433
February	4,715	4,895
March	5,545	5,359
April	5,918	
May	5,958	
June	5,973	

QUALITY

	Quantity	Base Number	Contract	AT	Region	England
% of FP17s for the same patient ID Re-attending within 3 months - Children	23	709	3.2%	10.0%	11.5%	11.9%
% of FP17s for the same patient ID Re-attending within 3 months - Adults	201	1,674	12.0%	15.8%	16.8%	16.0%
% of FP17s for the same patient ID Re-attending between 3 & 9 months - Children	324	709	45.7%	47.3%	47.7%	58.3%
% of FP17s for the same patient ID Re-attending between 3 & 9 months - Adults	582	1,674	34.8%	37.5%	38.2%	50.3%
% of FP17s for Band 1 Urgent Courses	211	2,261	9.3%	10.9%	10.6%	9.1%
% of FP17s Relating to Free Repair or Replacements	0	2,261	0.0%	0.5%	0.6%	0.8%
% of FP17s Relating to Continuations	3	2,261	0.1%	0.6%	0.8%	1.0%
% of Patients satisfied with the dentistry they have received	1	1	N/A	87.9%	89.3%	91.5%
% of Patients satisfied with the time they had to wait for an appointment	1	1	N/A	83.3%	84.4%	87.9%

* This is based on patients treated on this contract for their most recent course of treatment. Figures in italics indicate the base number of FP17s or Patient Questionnaire responses are less than 100. N/A is shown where the base number of responses is less than 10 during the period. % is calculated as Quantity/Base number*100

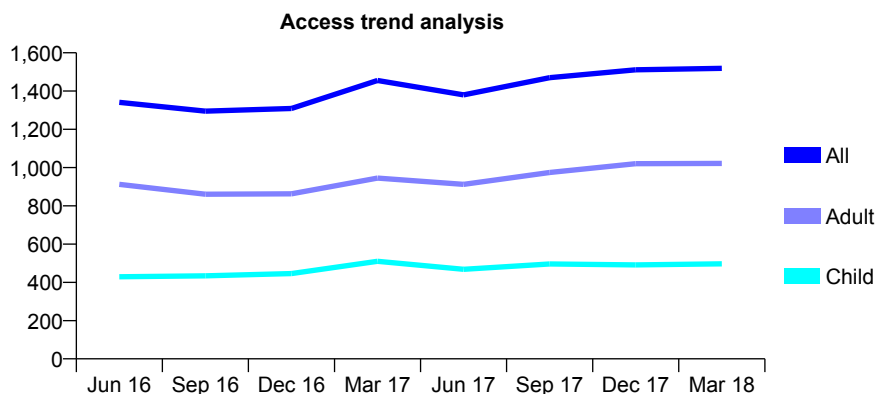
Q62 - Vital Signs At a Glance Contract Report for 852945/0001 - March 2018

Name or company name	MS P SOLEYMANI GILANDEH
Contract type name	GDS Contract
Purpose of contract	General
Contract start date	01/04/2006
Contract end date	

17/18 Contracted general activity (UDA)	3,492
Carry forward general activity (UDA)	-70
17/18 Contracted orthodontic activity (UOA)	0
Carry forward orthodontic activity (UOA)	0
Baseline contract value	£108,227.02

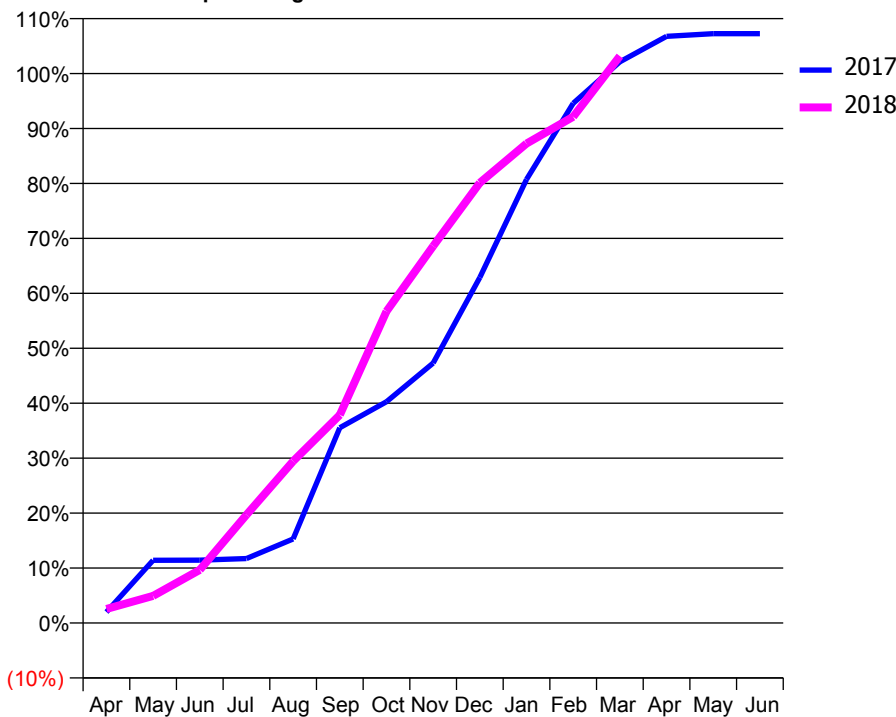
ACCESS*

Patients seen in 24 months	Total	Change since previous quarter
Quarter ending March 2017	1,455	
Quarter ending June 2017	1,380	↓
Quarter ending September 2017	1,470	↑
Quarter ending December 2017	1,511	↑
Quarter ending March 2018	1,519	→
Variance since March 2017	4.4%	↑



ACTIVITY

Cumulative percentage of contracted UDA delivered 2017 & 2018



Month	Adjusted Scheduled Activity (UDA)	
	2017	2018
April	70	89
May	398	173
June	400	338
July	410	688
August	535	1,028
September	1,241	1,322
October	1,406	1,981
November	1,652	2,395
December	2,196	2,798
January	2,819	3,047
February	3,303	3,217
March	3,566	3,603
April	3,728	
May	3,745	
June	3,745	

QUALITY

	Quantity	Base Number	Contract	AT	Region	England
% of FP17s for the same patient ID Re-attending within 3 months - Children	16	605	2.6%	10.0%	11.5%	11.9%
% of FP17s for the same patient ID Re-attending within 3 months - Adults	81	926	8.7%	15.8%	16.8%	16.0%
% of FP17s for the same patient ID Re-attending between 3 & 9 months - Children	198	605	32.7%	47.3%	47.7%	58.3%
% of FP17s for the same patient ID Re-attending between 3 & 9 months - Adults	195	926	21.1%	37.5%	38.2%	50.3%
% of FP17s for Band 1 Urgent Courses	245	1,375	17.8%	10.9%	10.6%	9.1%
% of FP17s Relating to Free Repair or Replacements	0	1,375	0.0%	0.5%	0.6%	0.8%
% of FP17s Relating to Continuations	0	1,375	0.0%	0.6%	0.8%	1.0%
% of Patients satisfied with the dentistry they have received	0	0	N/A	87.9%	89.3%	91.5%
% of Patients satisfied with the time they had to wait for an appointment	0	0	N/A	83.3%	84.4%	87.9%

* This is based on patients treated on this contract for their most recent course of treatment. Figures in italics indicate the base number of FP17s or Patient Questionnaire responses are less than 100. N/A is shown where the base number of responses is less than 10 during the period. % is calculated as Quantity/Base number*100

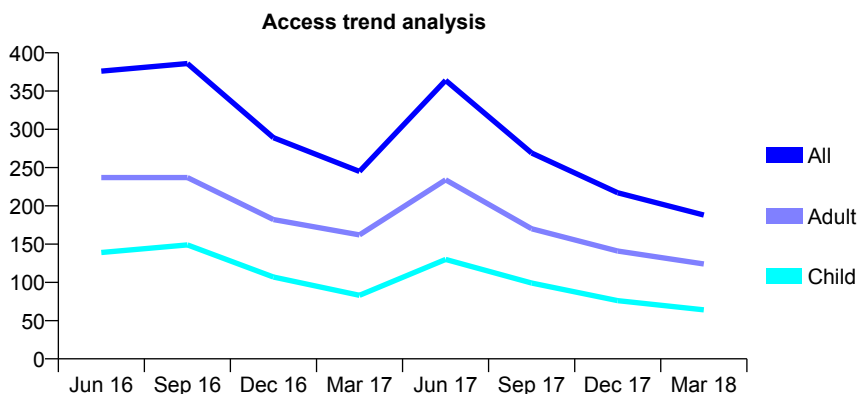
Q62 - Vital Signs At a Glance Contract Report for 852945/0002 - March 2018

Name or company name	MS P SOLEYMANI GILANDEH
Contract type name	GDS Contract
Purpose of contract	General
Contract start date	01/12/2007
Contract end date	

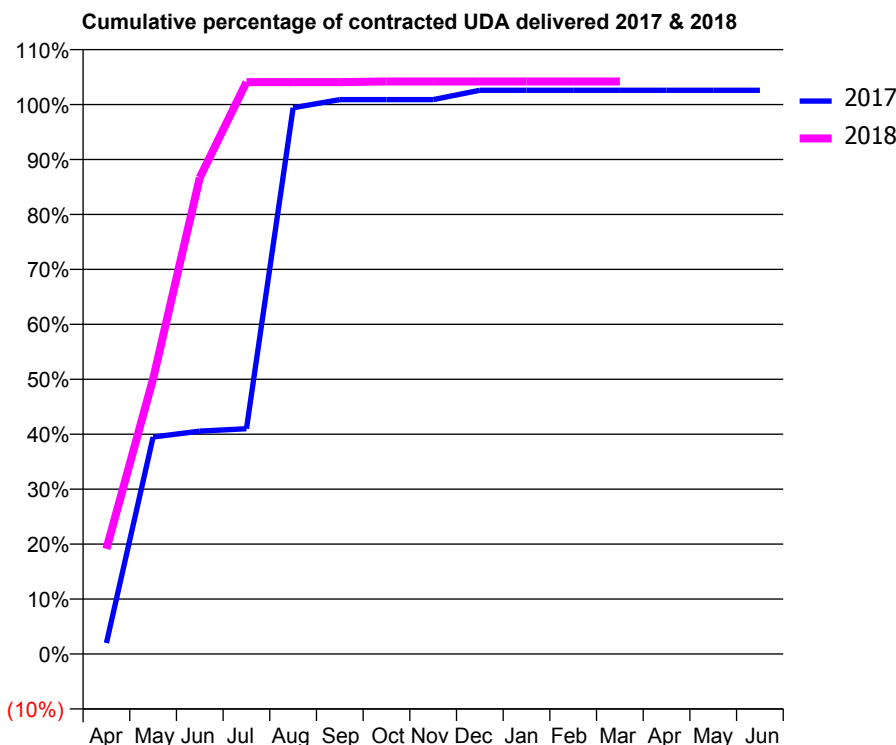
17/18 Contracted general activity (UDA)	700
Carry forward general activity (UDA)	-14
17/18 Contracted orthodontic activity (UOA)	0
Carry forward orthodontic activity (UOA)	0
Baseline contract value	£22,536.46

ACCESS*

Patients seen in 24 months	Total	Change since previous quarter
Quarter ending March 2017	245	
Quarter ending June 2017	364	↑
Quarter ending September 2017	269	↓
Quarter ending December 2017	217	↓
Quarter ending March 2018	188	↓
Variance since March 2017	(23.3%)	↓



ACTIVITY



Month	Adjusted Scheduled Activity (UDA)	
	2017	2018
April	14	134
May	276	351
June	284	607
July	287	728
August	696	728
September	706	728
October	706	729
November	706	729
December	718	729
January	718	729
February	718	729
March	718	729
April	718	
May	718	
June	718	

QUALITY

	Quantity	Base Number	Contract	AT	Region	England
% of FP17s for the same patient ID Re-attending within 3 months - Children	0	82	0.0%	10.0%	11.5%	11.9%
% of FP17s for the same patient ID Re-attending within 3 months - Adults	4	143	2.8%	15.8%	16.8%	16.0%
% of FP17s for the same patient ID Re-attending between 3 & 9 months - Children	1	82	1.2%	47.3%	47.7%	58.3%
% of FP17s for the same patient ID Re-attending between 3 & 9 months - Adults	2	143	1.4%	37.5%	38.2%	50.3%
% of FP17s for Band 1 Urgent Courses	37	207	17.9%	10.9%	10.6%	9.1%
% of FP17s Relating to Free Repair or Replacements	0	207	0.0%	0.5%	0.6%	0.8%
% of FP17s Relating to Continuations	0	207	0.0%	0.6%	0.8%	1.0%
% of Patients satisfied with the dentistry they have received	0	0	N/A	87.9%	89.3%	91.5%
% of Patients satisfied with the time they had to wait for an appointment	0	0	N/A	83.3%	84.4%	87.9%

* This is based on patients treated on this contract for their most recent course of treatment. Figures in italics indicate the base number of FP17s or Patient Questionnaire responses are less than 100. N/A is shown where the base number of responses is less than 10 during the period. % is calculated as Quantity/Base number*100

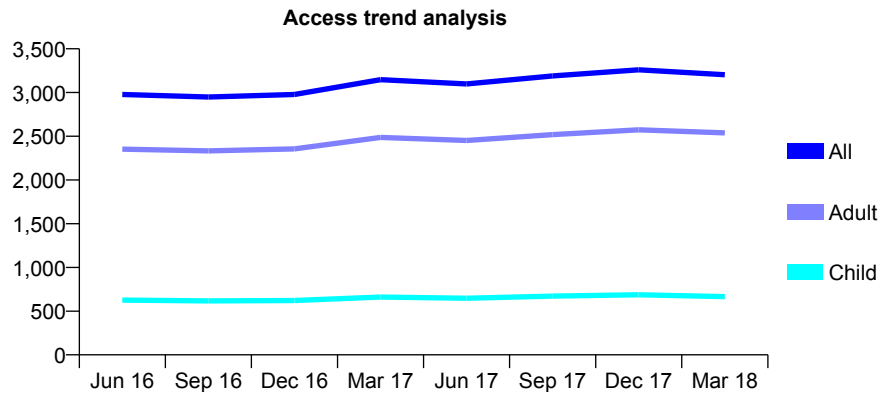
Q62 - Vital Signs At a Glance Contract Report for 857971/0001 - March 2018

Name or company name	MR I BAIC
Contract type name	GDS Contract
Purpose of contract	General
Contract start date	01/04/2006
Contract end date	

17/18 Contracted general activity (UDA)	9,225
Carry forward general activity (UDA)	53
17/18 Contracted orthodontic activity (UOA)	0
Carry forward orthodontic activity (UOA)	0
Baseline contract value	£268,410.09

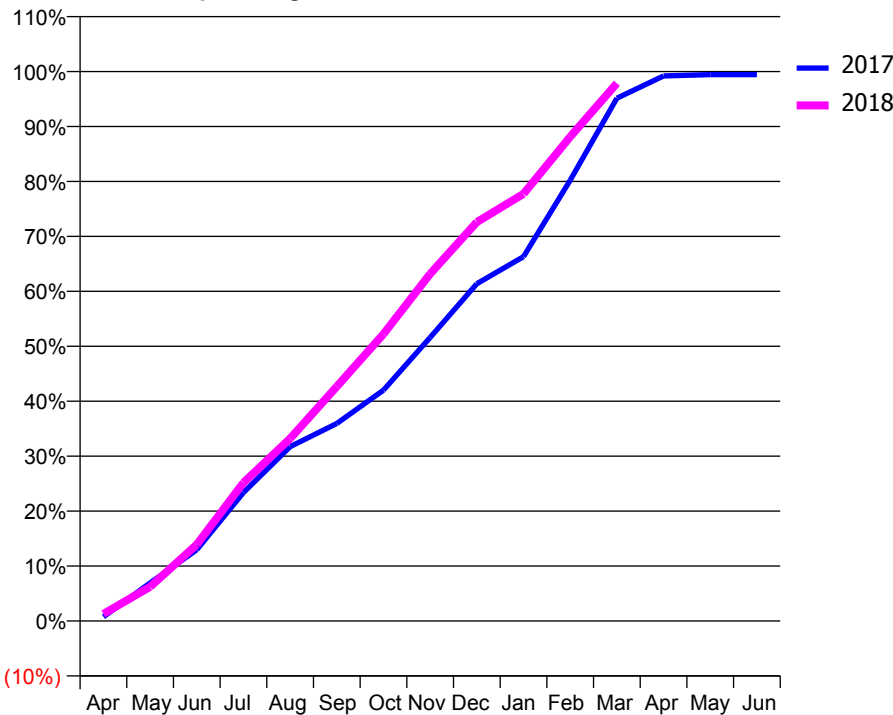
ACCESS*

Patients seen in 24 months	Total	Change since previous quarter
Quarter ending March 2017	3,147	
Quarter ending June 2017	3,098	↓
Quarter ending September 2017	3,190	↑
Quarter ending December 2017	3,260	↑
Quarter ending March 2018	3,203	↓
Variance since March 2017	1.8%	→



ACTIVITY

Cumulative percentage of contracted UDA delivered 2017 & 2018



Month	Adjusted Scheduled Activity (UDA)	
	2017	2018
April	71	119
May	640	574
June	1,197	1,283
July	2,158	2,323
August	2,927	3,063
September	3,316	3,938
October	3,876	4,820
November	4,761	5,829
December	5,663	6,697
January	6,116	7,171
February	7,401	8,129
March	8,777	9,028
April	9,149	
May	9,172	
June	9,172	

QUALITY

	Quantity	Base Number	Contract	AT	Region	England
% of FP17s for the same patient ID Re-attending within 3 months - Children	72	694	10.4%	10.0%	11.5%	11.9%
% of FP17s for the same patient ID Re-attending within 3 months - Adults	510	2,666	19.1%	15.8%	16.8%	16.0%
% of FP17s for the same patient ID Re-attending between 3 & 9 months - Children	204	694	29.4%	47.3%	47.7%	58.3%
% of FP17s for the same patient ID Re-attending between 3 & 9 months - Adults	799	2,666	30.0%	37.5%	38.2%	50.3%
% of FP17s for Band 1 Urgent Courses	675	3,221	21.0%	10.9%	10.6%	9.1%
% of FP17s Relating to Free Repair or Replacements	2	3,221	0.1%	0.5%	0.6%	0.8%
% of FP17s Relating to Continuations	4	3,221	0.1%	0.6%	0.8%	1.0%
% of Patients satisfied with the dentistry they have received	1	1	N/A	87.9%	89.3%	91.5%
% of Patients satisfied with the time they had to wait for an appointment	1	1	N/A	83.3%	84.4%	87.9%

* This is based on patients treated on this contract for their most recent course of treatment. Figures in italics indicate the base number of FP17s or Patient Questionnaire responses are less than 100. N/A is shown where the base number of responses is less than 10 during the period. % is calculated as Quantity/Base number*100

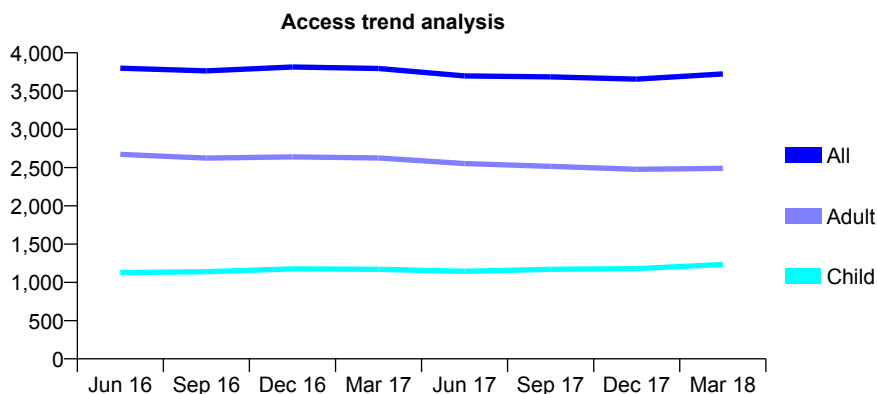
Q62 - Vital Signs At a Glance Contract Report for 862274/0001 - March 2018

Name or company name	MR D PATEL
Contract type name	GDS Contract
Purpose of contract	General
Contract start date	01/04/2008
Contract end date	

17/18 Contracted general activity (UDA)	12,778
Carry forward general activity (UDA)	-57
17/18 Contracted orthodontic activity (UOA)	0
Carry forward orthodontic activity (UOA)	0
Baseline contract value	£391,560.51

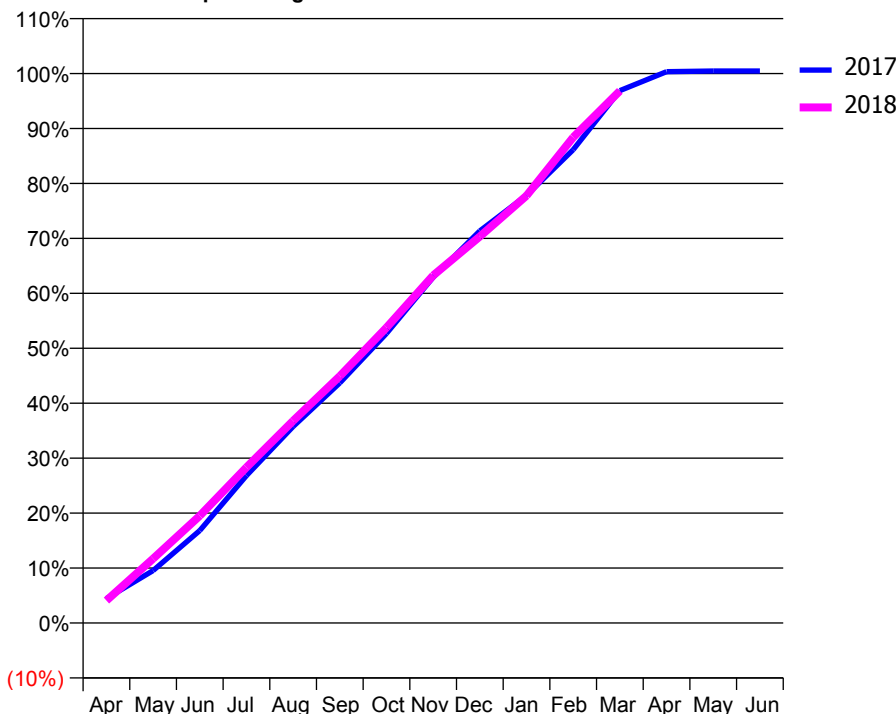
ACCESS*

Patients seen in 24 months	Total	Change since previous quarter
Quarter ending March 2017	3,796	
Quarter ending June 2017	3,697	↓
Quarter ending September 2017	3,686	→
Quarter ending December 2017	3,656	→
Quarter ending March 2018	3,723	→
Variance since March 2017	(1.9%)	↓



ACTIVITY

Cumulative percentage of contracted UDA delivered 2017 & 2018



Adjusted Scheduled Activity (UDA)

Month	2017	2018
April	570	522
May	1,219	1,497
June	2,149	2,496
July	3,428	3,619
August	4,569	4,703
September	5,584	5,741
October	6,732	6,869
November	8,040	8,082
December	9,119	8,987
January	9,946	9,936
February	11,008	11,295
March	12,379	12,373
April	12,821	
May	12,835	
June	12,835	

QUALITY

	Quantity	Base Number	Contract	AT	Region	England
% of FP17s for the same patient ID Re-attending within 3 months - Children	190	2,060	9.2%	10.0%	11.5%	11.9%
% of FP17s for the same patient ID Re-attending within 3 months - Adults	672	3,350	20.1%	15.8%	16.8%	16.0%
% of FP17s for the same patient ID Re-attending between 3 & 9 months - Children	1,311	2,060	63.6%	47.3%	47.7%	58.3%
% of FP17s for the same patient ID Re-attending between 3 & 9 months - Adults	1,513	3,350	45.2%	37.5%	38.2%	50.3%
% of FP17s for Band 1 Urgent Courses	773	5,255	14.7%	10.9%	10.6%	9.1%
% of FP17s Relating to Free Repair or Replacements	24	5,255	0.5%	0.5%	0.6%	0.8%
% of FP17s Relating to Continuations	18	5,255	0.3%	0.6%	0.8%	1.0%
% of Patients satisfied with the dentistry they have received	2	2	N/A	87.9%	89.3%	91.5%
% of Patients satisfied with the time they had to wait for an appointment	2	2	N/A	83.3%	84.4%	87.9%

* This is based on patients treated on this contract for their most recent course of treatment. Figures in italics indicate the base number of FP17s or Patient Questionnaire responses are less than 100. N/A is shown where the base number of responses is less than 10 during the period. % is calculated as Quantity/Base number*100

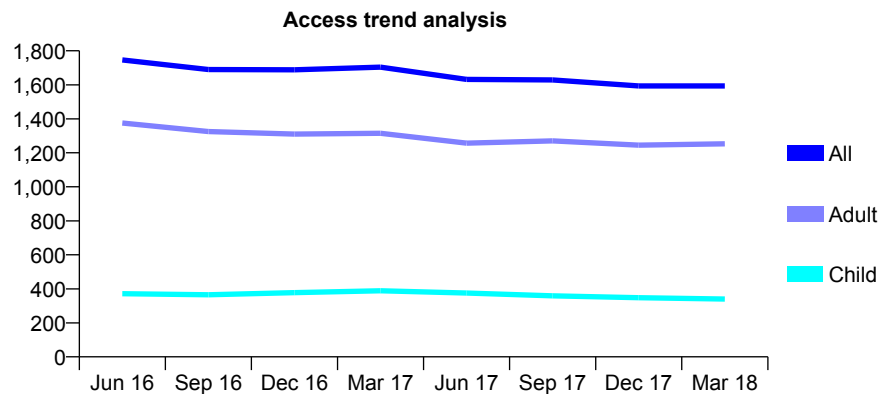
Q62 - Vital Signs At a Glance Contract Report for 886971/0001 - March 2018

Name or company name	MR AK SACHDEV
Contract type name	GDS Contract
Purpose of contract	General
Contract start date	01/04/2006
Contract end date	

17/18 Contracted general activity (UDA)	6,645
Carry forward general activity (UDA)	-133
17/18 Contracted orthodontic activity (UOA)	0
Carry forward orthodontic activity (UOA)	0
Baseline contract value	£187,326.84

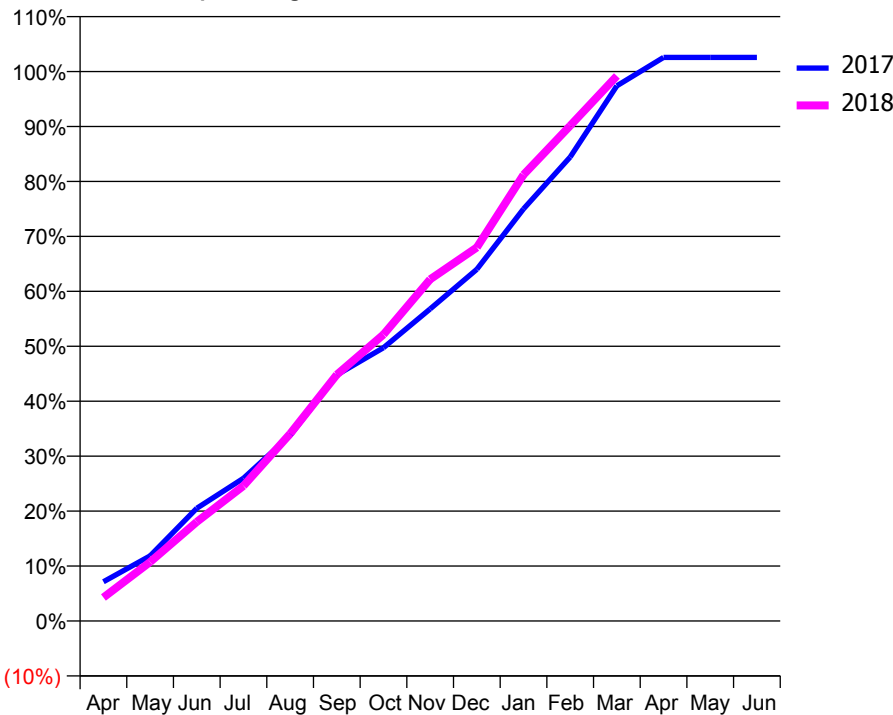
ACCESS*

Patients seen in 24 months	Total	Change since previous quarter
Quarter ending March 2017	1,704	
Quarter ending June 2017	1,632	↓
Quarter ending September 2017	1,629	→
Quarter ending December 2017	1,593	↓
Quarter ending March 2018	1,593	→
Variance since March 2017	(6.5%)	↓



ACTIVITY

Cumulative percentage of contracted UDA delivered 2017 & 2018



Month	Adjusted Scheduled Activity (UDA)	
	2017	2018
April	475	285
May	787	713
June	1,363	1,198
July	1,727	1,634
August	2,243	2,265
September	2,977	2,980
October	3,304	3,465
November	3,774	4,133
December	4,253	4,518
January	4,984	5,396
February	5,610	5,990
March	6,473	6,591
April	6,815	
May	6,815	
June	6,815	

QUALITY

	Quantity	Base Number	Contract	AT	Region	England
% of FP17s for the same patient ID Re-attending within 3 months - Children	1	336	0.3%	10.0%	11.5%	11.9%
% of FP17s for the same patient ID Re-attending within 3 months - Adults	8	1,018	0.8%	15.8%	16.8%	16.0%
% of FP17s for the same patient ID Re-attending between 3 & 9 months - Children	88	336	26.2%	47.3%	47.7%	58.3%
% of FP17s for the same patient ID Re-attending between 3 & 9 months - Adults	310	1,018	30.5%	37.5%	38.2%	50.3%
% of FP17s for Band 1 Urgent Courses	28	1,295	2.2%	10.9%	10.6%	9.1%
% of FP17s Relating to Free Repair or Replacements	0	1,295	0.0%	0.5%	0.6%	0.8%
% of FP17s Relating to Continuations	0	1,295	0.0%	0.6%	0.8%	1.0%
% of Patients satisfied with the dentistry they have received	7	9	N/A	87.9%	89.3%	91.5%
% of Patients satisfied with the time they had to wait for an appointment	9	9	N/A	83.3%	84.4%	87.9%

* This is based on patients treated on this contract for their most recent course of treatment. Figures in italics indicate the base number of FP17s or Patient Questionnaire responses are less than 100. N/A is shown where the base number of responses is less than 10 during the period. % is calculated as Quantity/Base number*100

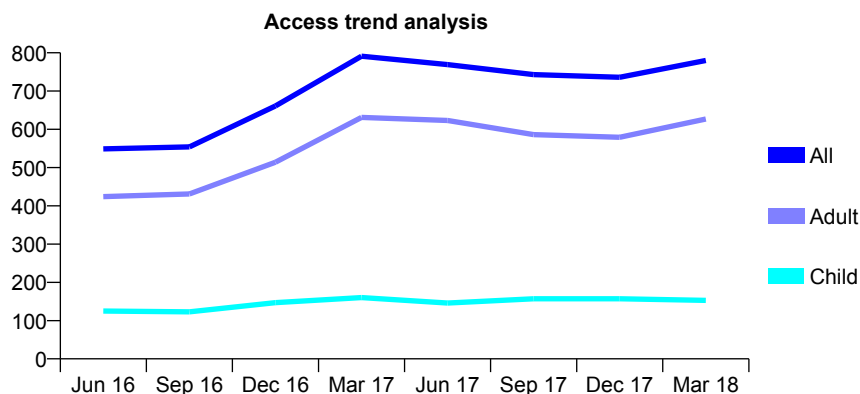
Q62 - Vital Signs At a Glance Contract Report for 887536/0001 - March 2018

Name or company name	MR AR PATEL
Contract type name	GDS Contract
Purpose of contract	General
Contract start date	01/04/2015
Contract end date	

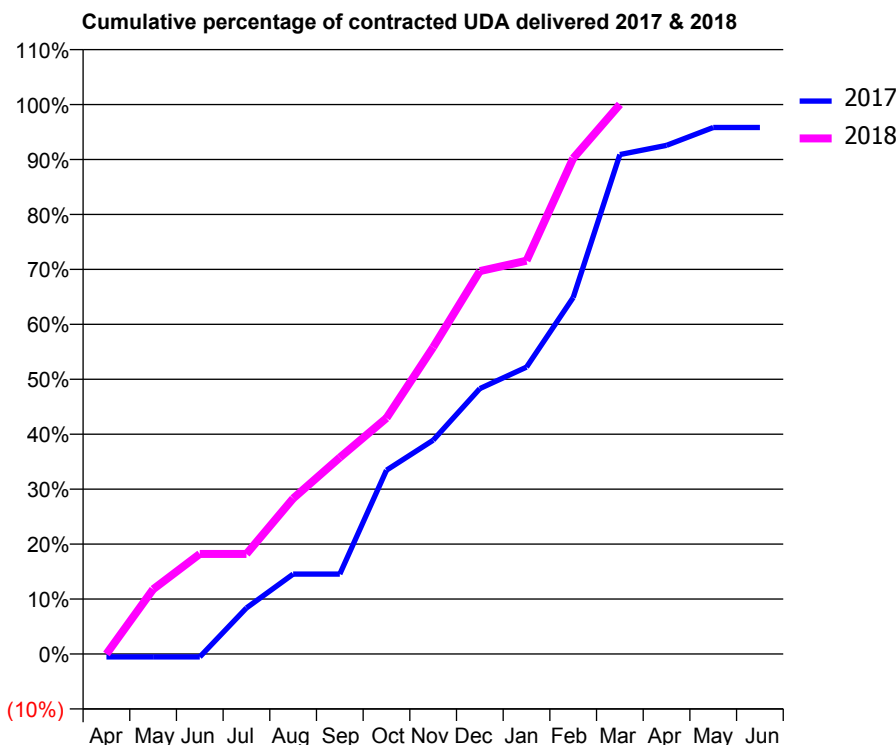
17/18 Contracted general activity (UDA)	1,838
Carry forward general activity (UDA)	0
17/18 Contracted orthodontic activity (UOA)	0
Carry forward orthodontic activity (UOA)	0
Baseline contract value	£57,678.02

ACCESS*

Patients seen in 24 months	Total	Change since previous quarter
Quarter ending March 2017	791	
Quarter ending June 2017	769	↓
Quarter ending September 2017	743	↓
Quarter ending December 2017	736	→
Quarter ending March 2018	780	↑
Variance since March 2017	(1.4%)	↓



ACTIVITY



Month	Adjusted Scheduled Activity (UDA)	
	2017	2018
April	-10	0
May	-10	216
June	-10	335
July	154	335
August	268	520
September	268	657
October	615	789
November	715	1,026
December	888	1,281
January	960	1,316
February	1,192	1,658
March	1,671	1,838
April	1,701	
May	1,761	
June	1,761	

QUALITY

	Quantity	Base Number	Contract	AT	Region	England
% of FP17s for the same patient ID Re-attending within 3 months - Children	8	172	4.7%	10.0%	11.5%	11.9%
% of FP17s for the same patient ID Re-attending within 3 months - Adults	78	555	14.1%	15.8%	16.8%	16.0%
% of FP17s for the same patient ID Re-attending between 3 & 9 months - Children	60	172	34.9%	47.3%	47.7%	58.3%
% of FP17s for the same patient ID Re-attending between 3 & 9 months - Adults	103	555	18.6%	37.5%	38.2%	50.3%
% of FP17s for Band 1 Urgent Courses	42	696	6.0%	10.9%	10.6%	9.1%
% of FP17s Relating to Free Repair or Replacements	3	696	0.4%	0.5%	0.6%	0.8%
% of FP17s Relating to Continuations	6	696	0.9%	0.6%	0.8%	1.0%
% of Patients satisfied with the dentistry they have received	0	1	N/A	87.9%	89.3%	91.5%
% of Patients satisfied with the time they had to wait for an appointment	0	1	N/A	83.3%	84.4%	87.9%

* This is based on patients treated on this contract for their most recent course of treatment. Figures in italics indicate the base number of FP17s or Patient Questionnaire responses are less than 100. N/A is shown where the base number of responses is less than 10 during the period. % is calculated as Quantity/Base number*100

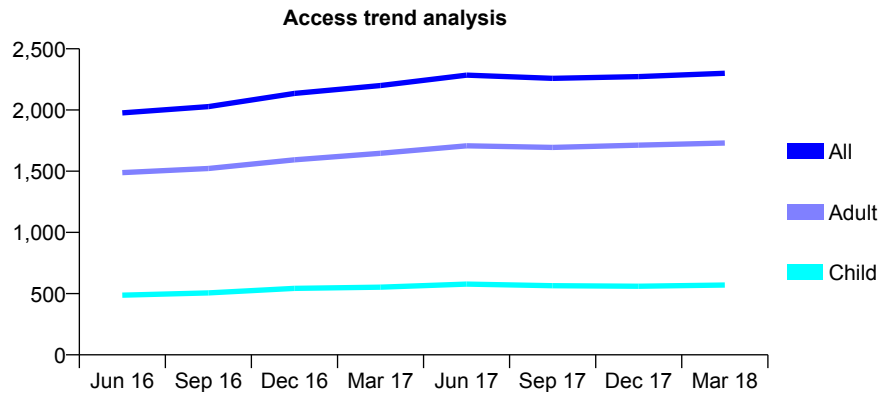
Q62 - Vital Signs At a Glance Contract Report for 888869/0002 - March 2018

Name or company name	MR MT RAJANI
Contract type name	GDS Contract
Purpose of contract	General
Contract start date	01/06/2011
Contract end date	

17/18 Contracted general activity (UDA)	5,346
Carry forward general activity (UDA)	88
17/18 Contracted orthodontic activity (UOA)	0
Carry forward orthodontic activity (UOA)	0
Baseline contract value	£163,967.80

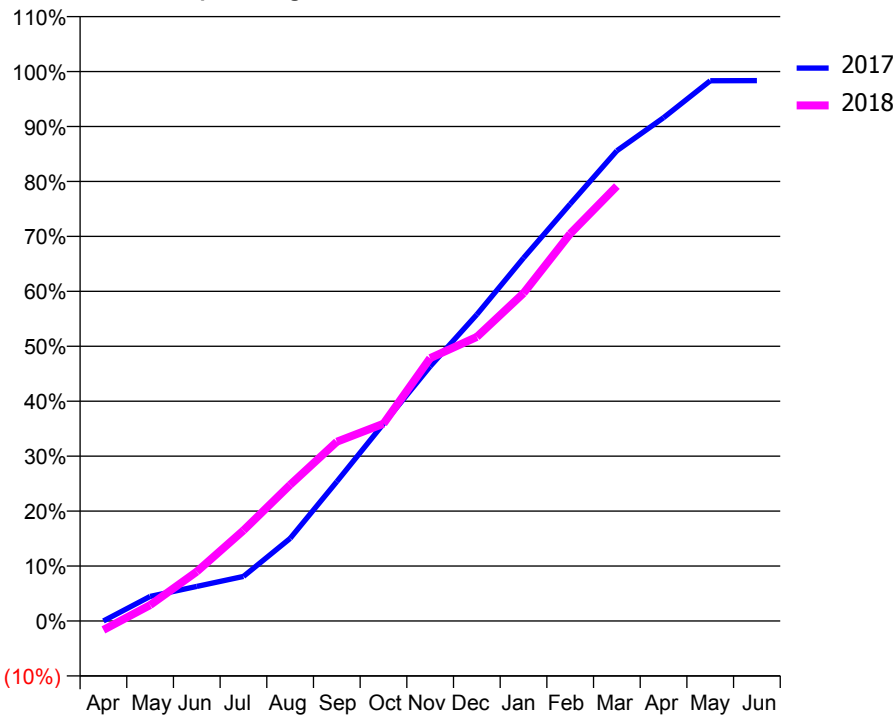
ACCESS*

Patients seen in 24 months	Total	Change since previous quarter
Quarter ending March 2017	2,200	
Quarter ending June 2017	2,285	↑
Quarter ending September 2017	2,259	↓
Quarter ending December 2017	2,273	→
Quarter ending March 2018	2,300	→
Variance since March 2017	4.5%	↑



ACTIVITY

Cumulative percentage of contracted UDA delivered 2017 & 2018



Month	Adjusted Scheduled Activity (UDA)	
	2017	2018
April	0	-88
May	240	155
June	337	480
July	434	882
August	804	1,325
September	1,356	1,744
October	1,919	1,919
November	2,477	2,558
December	2,981	2,764
January	3,532	3,189
February	4,057	3,768
March	4,574	4,231
April	4,896	
May	5,257	
June	5,258	

QUALITY

	Quantity	Base Number	Contract	AT	Region	England
% of FP17s for the same patient ID Re-attending within 3 months - Children	12	608	2.0%	10.0%	11.5%	11.9%
% of FP17s for the same patient ID Re-attending within 3 months - Adults	62	1,419	4.4%	15.8%	16.8%	16.0%
% of FP17s for the same patient ID Re-attending between 3 & 9 months - Children	288	608	47.4%	47.3%	47.7%	58.3%
% of FP17s for the same patient ID Re-attending between 3 & 9 months - Adults	374	1,419	26.4%	37.5%	38.2%	50.3%
% of FP17s for Band 1 Urgent Courses	41	1,811	2.3%	10.9%	10.6%	9.1%
% of FP17s Relating to Free Repair or Replacements	17	1,811	0.9%	0.5%	0.6%	0.8%
% of FP17s Relating to Continuations	4	1,811	0.2%	0.6%	0.8%	1.0%
% of Patients satisfied with the dentistry they have received	1	3	N/A	87.9%	89.3%	91.5%
% of Patients satisfied with the time they had to wait for an appointment	1	3	N/A	83.3%	84.4%	87.9%

* This is based on patients treated on this contract for their most recent course of treatment. Figures in italics indicate the base number of FP17s or Patient Questionnaire responses are less than 100. N/A is shown where the base number of responses is less than 10 during the period. % is calculated as Quantity/Base number*100

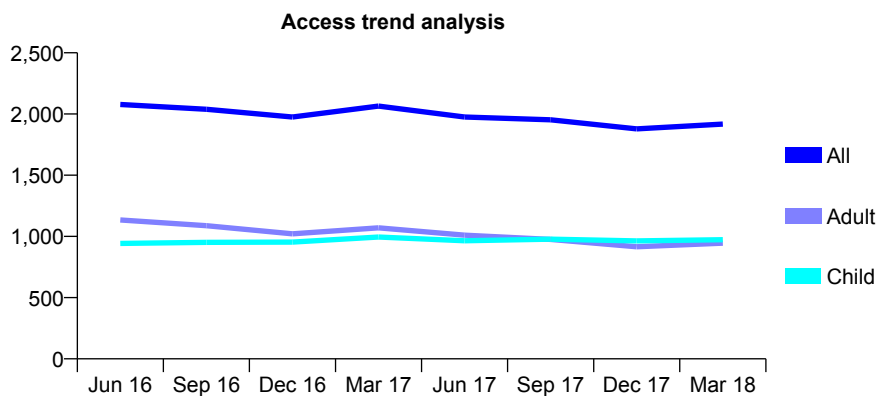
Q62 - Vital Signs At a Glance Contract Report for 890421/0002 - March 2018

Name or company name	MS M TADAION
Contract type name	GDS Contract
Purpose of contract	General
Contract start date	01/11/2013
Contract end date	

17/18 Contracted general activity (UDA)	5,845
Carry forward general activity (UDA)	-117
17/18 Contracted orthodontic activity (UOA)	0
Carry forward orthodontic activity (UOA)	0
Baseline contract value	£175,912.22

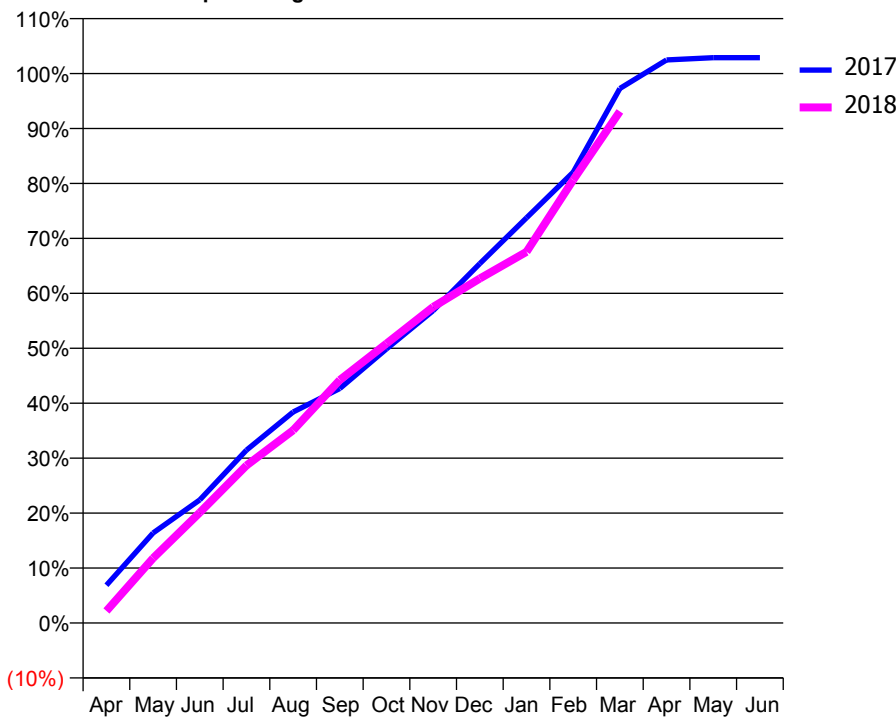
ACCESS*

Patients seen in 24 months	Total	Change since previous quarter
Quarter ending March 2017	2,065	
Quarter ending June 2017	1,975	↓
Quarter ending September 2017	1,953	↓
Quarter ending December 2017	1,879	↓
Quarter ending March 2018	1,918	↑
Variance since March 2017	(7.1%)	↓



ACTIVITY

Cumulative percentage of contracted UDA delivered 2017 & 2018



Month	Adjusted Scheduled Activity (UDA)	
	2017	2018
April	402	129
May	959	690
June	1,310	1,175
July	1,839	1,676
August	2,245	2,050
September	2,494	2,585
October	2,916	2,972
November	3,322	3,363
December	3,823	3,665
January	4,310	3,949
February	4,795	4,713
March	5,686	5,442
April	5,989	
May	6,013	
June	6,013	

QUALITY

	Quantity	Base Number	Contract	AT	Region	England
% of FP17s for the same patient ID Re-attending within 3 months - Children	105	1,019	10.3%	10.0%	11.5%	11.9%
% of FP17s for the same patient ID Re-attending within 3 months - Adults	116	797	14.6%	15.8%	16.8%	16.0%
% of FP17s for the same patient ID Re-attending between 3 & 9 months - Children	382	1,019	37.5%	47.3%	47.7%	58.3%
% of FP17s for the same patient ID Re-attending between 3 & 9 months - Adults	157	797	19.7%	37.5%	38.2%	50.3%
% of FP17s for Band 1 Urgent Courses	169	1,714	9.9%	10.9%	10.6%	9.1%
% of FP17s Relating to Free Repair or Replacements	0	1,714	0.0%	0.5%	0.6%	0.8%
% of FP17s Relating to Continuations	0	1,714	0.0%	0.6%	0.8%	1.0%
% of Patients satisfied with the dentistry they have received	0	0	N/A	87.9%	89.3%	91.5%
% of Patients satisfied with the time they had to wait for an appointment	0	0	N/A	83.3%	84.4%	87.9%

* This is based on patients treated on this contract for their most recent course of treatment. Figures in italics indicate the base number of FP17s or Patient Questionnaire responses are less than 100. N/A is shown where the base number of responses is less than 10 during the period. % is calculated as Quantity/Base number*100

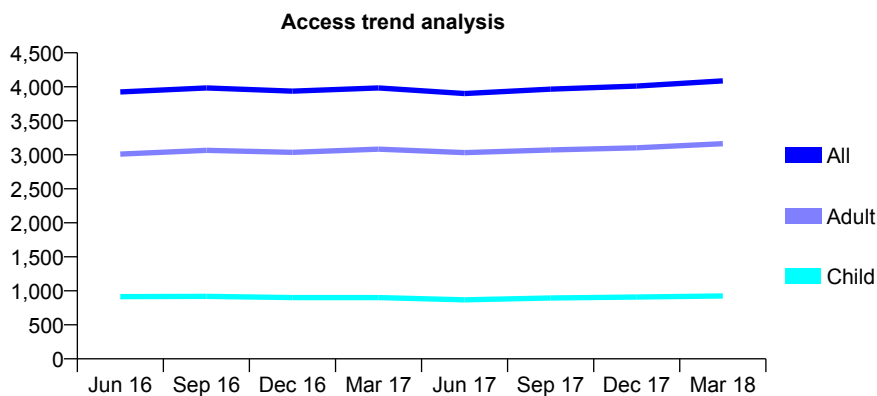
Q62 - Vital Signs At a Glance Contract Report for 890952/0001 - March 2018

Name or company name	M Clarke and L Marnitz
Contract type name	GDS Contract
Purpose of contract	General
Contract start date	01/04/2006
Contract end date	

17/18 Contracted general activity (UDA)	11,271
Carry forward general activity (UDA)	-83
17/18 Contracted orthodontic activity (UOA)	0
Carry forward orthodontic activity (UOA)	0
Baseline contract value	£346,334.07

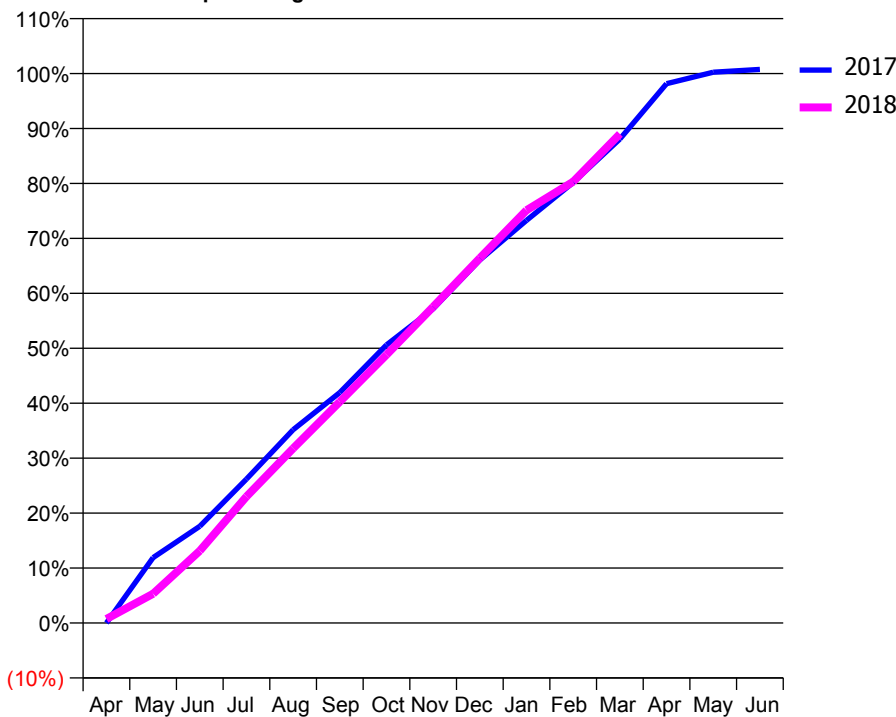
ACCESS*

Patients seen in 24 months	Total	Change since previous quarter
Quarter ending March 2017	3,984	
Quarter ending June 2017	3,900	↓
Quarter ending September 2017	3,966	→
Quarter ending December 2017	4,011	→
Quarter ending March 2018	4,088	→
Variance since March 2017	2.6%	↑



ACTIVITY

Cumulative percentage of contracted UDA delivered 2017 & 2018



Month	Adjusted Scheduled Activity (UDA)	
	2017	2018
April	0	83
May	1,343	601
June	1,985	1,481
July	2,952	2,594
August	3,966	3,583
September	4,727	4,539
October	5,705	5,503
November	6,445	6,486
December	7,445	7,485
January	8,259	8,467
February	9,037	9,052
March	9,928	10,030
April	11,063	
May	11,299	
June	11,354	

QUALITY

	Quantity	Base Number	Contract	AT	Region	England
% of FP17s for the same patient ID Re-attending within 3 months - Children	79	1,268	6.2%	10.0%	11.5%	11.9%
% of FP17s for the same patient ID Re-attending within 3 months - Adults	551	3,851	14.3%	15.8%	16.8%	16.0%
% of FP17s for the same patient ID Re-attending between 3 & 9 months - Children	672	1,268	53.0%	47.3%	47.7%	58.3%
% of FP17s for the same patient ID Re-attending between 3 & 9 months - Adults	1,468	3,851	38.1%	37.5%	38.2%	50.3%
% of FP17s for Band 1 Urgent Courses	347	4,565	7.6%	10.9%	10.6%	9.1%
% of FP17s Relating to Free Repair or Replacements	27	4,565	0.6%	0.5%	0.6%	0.8%
% of FP17s Relating to Continuations	131	4,565	2.9%	0.6%	0.8%	1.0%
% of Patients satisfied with the dentistry they have received	4	4	N/A	87.9%	89.3%	91.5%
% of Patients satisfied with the time they had to wait for an appointment	3	4	N/A	83.3%	84.4%	87.9%

* This is based on patients treated on this contract for their most recent course of treatment. Figures in italics indicate the base number of FP17s or Patient Questionnaire responses are less than 100. N/A is shown where the base number of responses is less than 10 during the period. % is calculated as Quantity/Base number*100

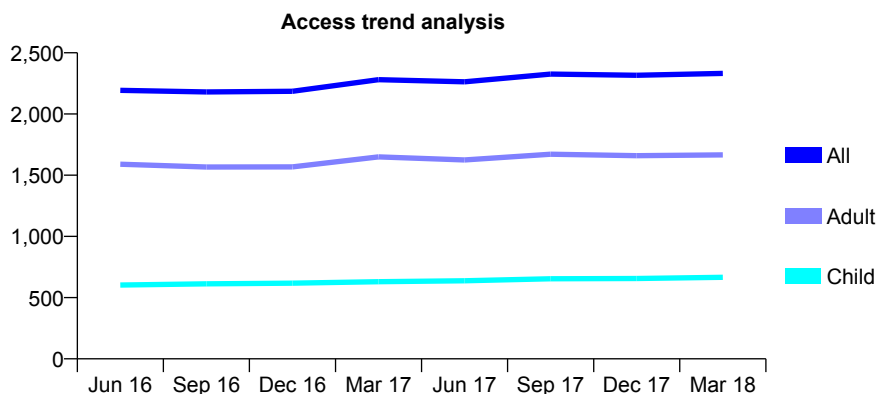
Q62 - Vital Signs At a Glance Contract Report for 899798/0005 - March 2018

Name or company name	Mr R L Shah & Dr S Shah
Contract type name	GDS Contract
Purpose of contract	General
Contract start date	01/03/2011
Contract end date	

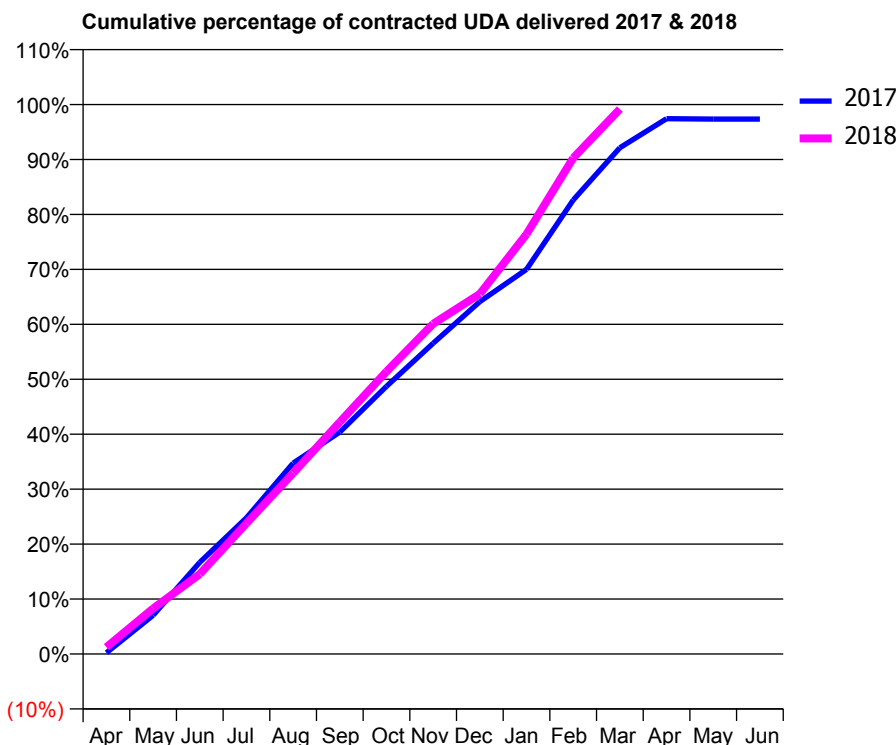
17/18 Contracted general activity (UDA)	5,166
Carry forward general activity (UDA)	137
17/18 Contracted orthodontic activity (UOA)	0
Carry forward orthodontic activity (UOA)	0
Baseline contract value	£149,763.70

ACCESS*

Patients seen in 24 months	Total	Change since previous quarter
Quarter ending March 2017	2,280	
Quarter ending June 2017	2,263	→
Quarter ending September 2017	2,326	↑
Quarter ending December 2017	2,316	→
Quarter ending March 2018	2,332	→
Variance since March 2017	2.3%	↑



ACTIVITY



Month	Adjusted Scheduled Activity (UDA)	
	2017	2018
April	12	64
May	364	428
June	862	751
July	1,280	1,229
August	1,794	1,701
September	2,087	2,181
October	2,517	2,656
November	2,921	3,105
December	3,313	3,386
January	3,616	3,947
February	4,268	4,663
March	4,760	5,123
April	5,032	
May	5,029	
June	5,029	

QUALITY

	Quantity	Base Number	Contract	AT	Region	England
% of FP17s for the same patient ID Re-attending within 3 months - Children	24	799	3.0%	10.0%	11.5%	11.9%
% of FP17s for the same patient ID Re-attending within 3 months - Adults	173	1,794	9.6%	15.8%	16.8%	16.0%
% of FP17s for the same patient ID Re-attending between 3 & 9 months - Children	358	799	44.8%	47.3%	47.7%	58.3%
% of FP17s for the same patient ID Re-attending between 3 & 9 months - Adults	722	1,794	40.2%	37.5%	38.2%	50.3%
% of FP17s for Band 1 Urgent Courses	196	2,480	7.9%	10.9%	10.6%	9.1%
% of FP17s Relating to Free Repair or Replacements	14	2,480	0.6%	0.5%	0.6%	0.8%
% of FP17s Relating to Continuations	4	2,480	0.2%	0.6%	0.8%	1.0%
% of Patients satisfied with the dentistry they have received	0	1	N/A	87.9%	89.3%	91.5%
% of Patients satisfied with the time they had to wait for an appointment	0	1	N/A	83.3%	84.4%	87.9%

* This is based on patients treated on this contract for their most recent course of treatment. Figures in italics indicate the base number of FP17s or Patient Questionnaire responses are less than 100. N/A is shown where the base number of responses is less than 10 during the period. % is calculated as Quantity/Base number*100

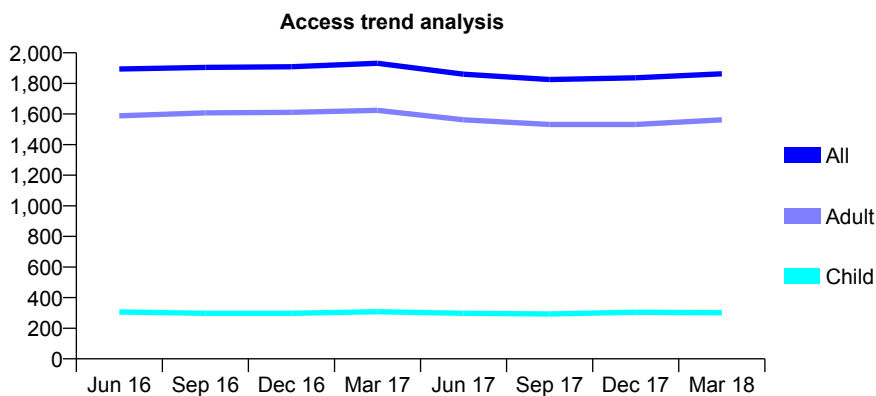
Q62 - Vital Signs At a Glance Contract Report for 906476/0001 - March 2018

Name or company name	Maria Maliderou
Contract type name	GDS Contract
Purpose of contract	General
Contract start date	01/04/2006
Contract end date	

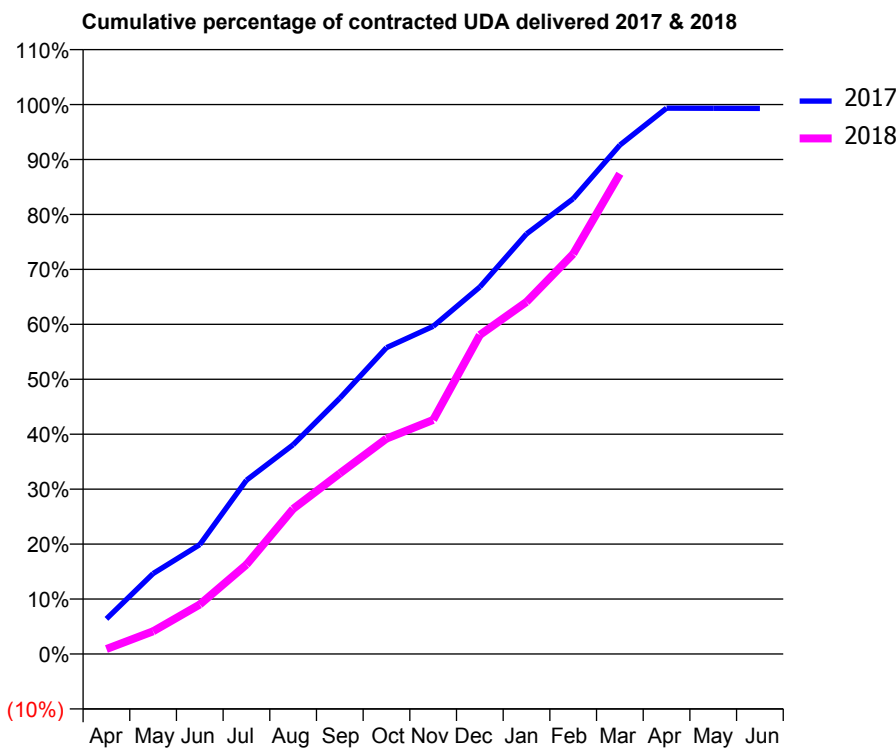
17/18 Contracted general activity (UDA)	8,062
Carry forward general activity (UDA)	57
17/18 Contracted orthodontic activity (UOA)	0
Carry forward orthodontic activity (UOA)	0
Baseline contract value	£260,334.20

ACCESS*

Patients seen in 24 months	Total	Change since previous quarter
Quarter ending March 2017	1,932	
Quarter ending June 2017	1,860	↓
Quarter ending September 2017	1,825	↓
Quarter ending December 2017	1,837	→
Quarter ending March 2018	1,863	→
Variance since March 2017	(3.6%)	↓



ACTIVITY



Month	Adjusted Scheduled Activity (UDA)	
	2017	2018
April	515	73
May	1,180	334
June	1,605	727
July	2,551	1,311
August	3,071	2,130
September	3,754	2,649
October	4,495	3,161
November	4,808	3,434
December	5,385	4,681
January	6,163	5,166
February	6,680	5,870
March	7,467	7,046
April	8,008	
May	8,007	
June	8,005	

QUALITY

	Quantity	Base Number	Contract	AT	Region	England
% of FP17s for the same patient ID Re-attending within 3 months - Children	21	372	5.6%	10.0%	11.5%	11.9%
% of FP17s for the same patient ID Re-attending within 3 months - Adults	254	1,980	12.8%	15.8%	16.8%	16.0%
% of FP17s for the same patient ID Re-attending between 3 & 9 months - Children	192	372	51.6%	47.3%	47.7%	58.3%
% of FP17s for the same patient ID Re-attending between 3 & 9 months - Adults	1,034	1,980	52.2%	37.5%	38.2%	50.3%
% of FP17s for Band 1 Urgent Courses	79	2,199	3.6%	10.9%	10.6%	9.1%
% of FP17s Relating to Free Repair or Replacements	3	2,199	0.1%	0.5%	0.6%	0.8%
% of FP17s Relating to Continuations	0	2,199	0.0%	0.6%	0.8%	1.0%
% of Patients satisfied with the dentistry they have received	7	7	N/A	87.9%	89.3%	91.5%
% of Patients satisfied with the time they had to wait for an appointment	6	7	N/A	83.3%	84.4%	87.9%

* This is based on patients treated on this contract for their most recent course of treatment. Figures in italics indicate the base number of FP17s or Patient Questionnaire responses are less than 100. N/A is shown where the base number of responses is less than 10 during the period. % is calculated as Quantity/Base number*100

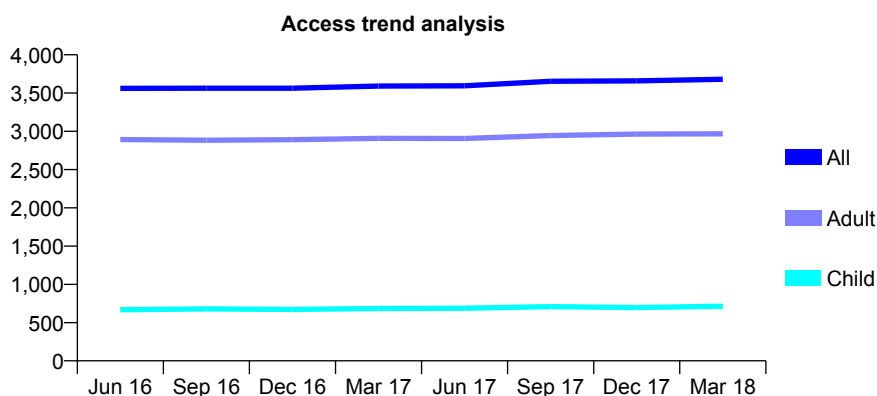
Q62 - Vital Signs At a Glance Contract Report for 908479/0001 - March 2018

Name or company name	MR JE ASQUITH
Contract type name	GDS Contract
Purpose of contract	General
Contract start date	01/04/2006
Contract end date	

17/18 Contracted general activity (UDA)	10,980
Carry forward general activity (UDA)	290
17/18 Contracted orthodontic activity (UOA)	0
Carry forward orthodontic activity (UOA)	0
Baseline contract value	£256,493.07

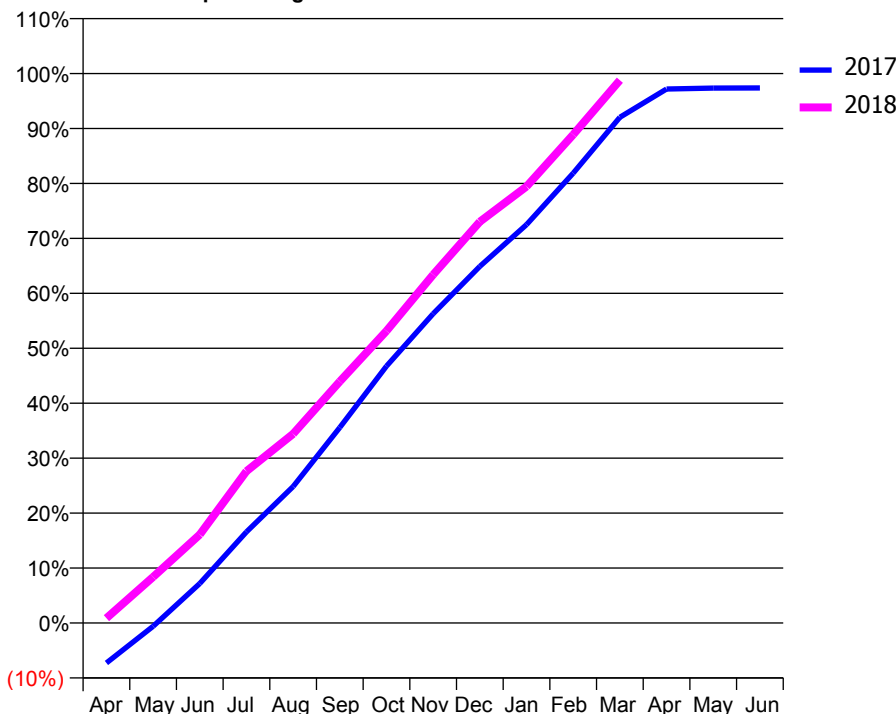
ACCESS*

Patients seen in 24 months	Total	Change since previous quarter
Quarter ending March 2017	3,592	
Quarter ending June 2017	3,595	→
Quarter ending September 2017	3,654	→
Quarter ending December 2017	3,659	→
Quarter ending March 2018	3,681	→
Variance since March 2017	2.5%	↑



ACTIVITY

Cumulative percentage of contracted UDA delivered 2017 & 2018



Adjusted Scheduled Activity (UDA)

Month	2017	2018
April	-800	98
May	-67	921
June	790	1,769
July	1,821	3,034
August	2,727	3,780
September	3,906	4,826
October	5,133	5,838
November	6,180	6,961
December	7,126	8,019
January	7,961	8,721
February	8,989	9,759
March	10,106	10,847
April	10,669	
May	10,688	
June	10,690	

QUALITY

	Quantity	Base Number	Contract	AT	Region	England
% of FP17s for the same patient ID Re-attending within 3 months - Children	32	822	3.9%	10.0%	11.5%	11.9%
% of FP17s for the same patient ID Re-attending within 3 months - Adults	436	3,641	12.0%	15.8%	16.8%	16.0%
% of FP17s for the same patient ID Re-attending between 3 & 9 months - Children	369	822	44.9%	47.3%	47.7%	58.3%
% of FP17s for the same patient ID Re-attending between 3 & 9 months - Adults	1,720	3,641	47.2%	37.5%	38.2%	50.3%
% of FP17s for Band 1 Urgent Courses	373	4,260	8.8%	10.9%	10.6%	9.1%
% of FP17s Relating to Free Repair or Replacements	69	4,260	1.6%	0.5%	0.6%	0.8%
% of FP17s Relating to Continuations	16	4,260	0.4%	0.6%	0.8%	1.0%
% of Patients satisfied with the dentistry they have received	5	6	N/A	87.9%	89.3%	91.5%
% of Patients satisfied with the time they had to wait for an appointment	6	6	N/A	83.3%	84.4%	87.9%

* This is based on patients treated on this contract for their most recent course of treatment. Figures in italics indicate the base number of FP17s or Patient Questionnaire responses are less than 100. N/A is shown where the base number of responses is less than 10 during the period. % is calculated as Quantity/Base number*100

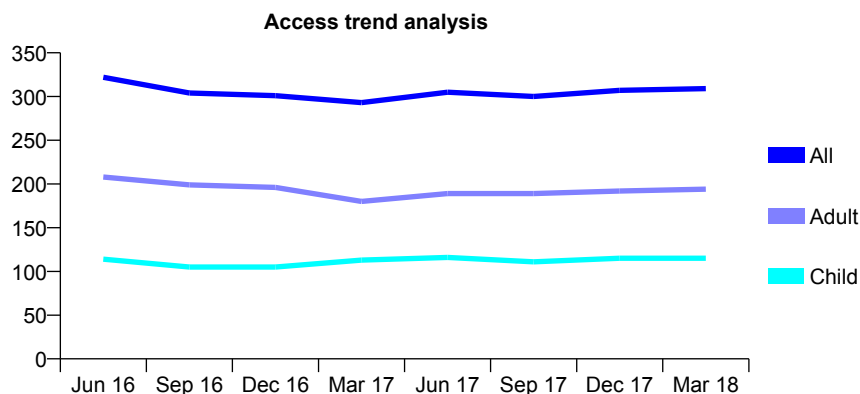
Q62 - Vital Signs At a Glance Contract Report for 909114/0001 - March 2018

Name or company name	MR PA CASPERSONN
Contract type name	GDS Contract
Purpose of contract	General
Contract start date	01/04/2006
Contract end date	

17/18 Contracted general activity (UDA)	1,725
Carry forward general activity (UDA)	-12
17/18 Contracted orthodontic activity (UOA)	0
Carry forward orthodontic activity (UOA)	0
Baseline contract value	£54,812.42

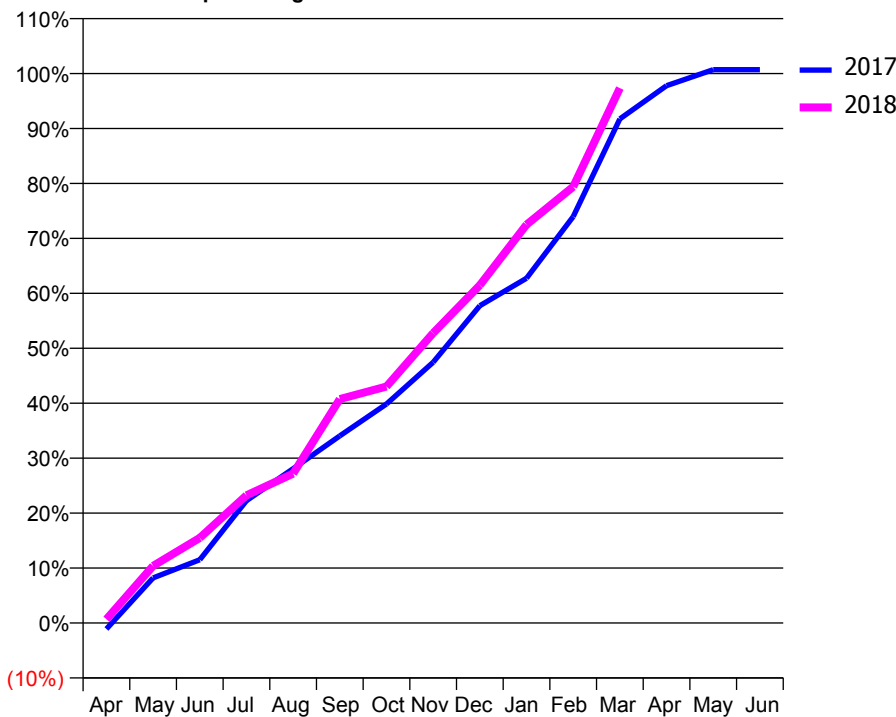
ACCESS*

Patients seen in 24 months	Total	Change since previous quarter
Quarter ending March 2017	293	
Quarter ending June 2017	305	↑
Quarter ending September 2017	300	↓
Quarter ending December 2017	307	↑
Quarter ending March 2018	309	→
Variance since March 2017	5.5%	↑



ACTIVITY

Cumulative percentage of contracted UDA delivered 2017 & 2018



Month	Adjusted Scheduled Activity (UDA)	
	2017	2018
April	-19	12
May	142	179
June	199	267
July	384	401
August	484	469
September	587	703
October	687	742
November	819	910
December	996	1,060
January	1,082	1,250
February	1,276	1,369
March	1,583	1,679
April	1,687	
May	1,737	
June	1,737	

QUALITY

	Quantity	Base Number	Contract	AT	Region	England
% of FP17s for the same patient ID Re-attending within 3 months - Children	11	124	8.9%	10.0%	11.5%	11.9%
% of FP17s for the same patient ID Re-attending within 3 months - Adults	31	231	13.4%	15.8%	16.8%	16.0%
% of FP17s for the same patient ID Re-attending between 3 & 9 months - Children	34	124	27.4%	47.3%	47.7%	58.3%
% of FP17s for the same patient ID Re-attending between 3 & 9 months - Adults	96	231	41.6%	37.5%	38.2%	50.3%
% of FP17s for Band 1 Urgent Courses	17	329	5.2%	10.9%	10.6%	9.1%
% of FP17s Relating to Free Repair or Replacements	0	329	0.0%	0.5%	0.6%	0.8%
% of FP17s Relating to Continuations	0	329	0.0%	0.6%	0.8%	1.0%
% of Patients satisfied with the dentistry they have received	1	1	N/A	87.9%	89.3%	91.5%
% of Patients satisfied with the time they had to wait for an appointment	1	1	N/A	83.3%	84.4%	87.9%

* This is based on patients treated on this contract for their most recent course of treatment. Figures in italics indicate the base number of FP17s or Patient Questionnaire responses are less than 100. N/A is shown where the base number of responses is less than 10 during the period. % is calculated as Quantity/Base number*100

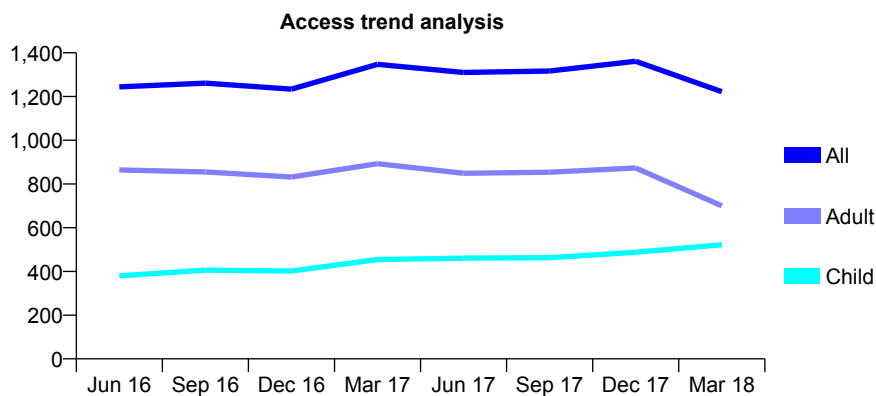
Q62 - Vital Signs At a Glance Contract Report for 909890/0001 - March 2018

Name or company name	MR BS AL-NAHER
Contract type name	GDS Contract
Purpose of contract	General
Contract start date	01/04/2006
Contract end date	

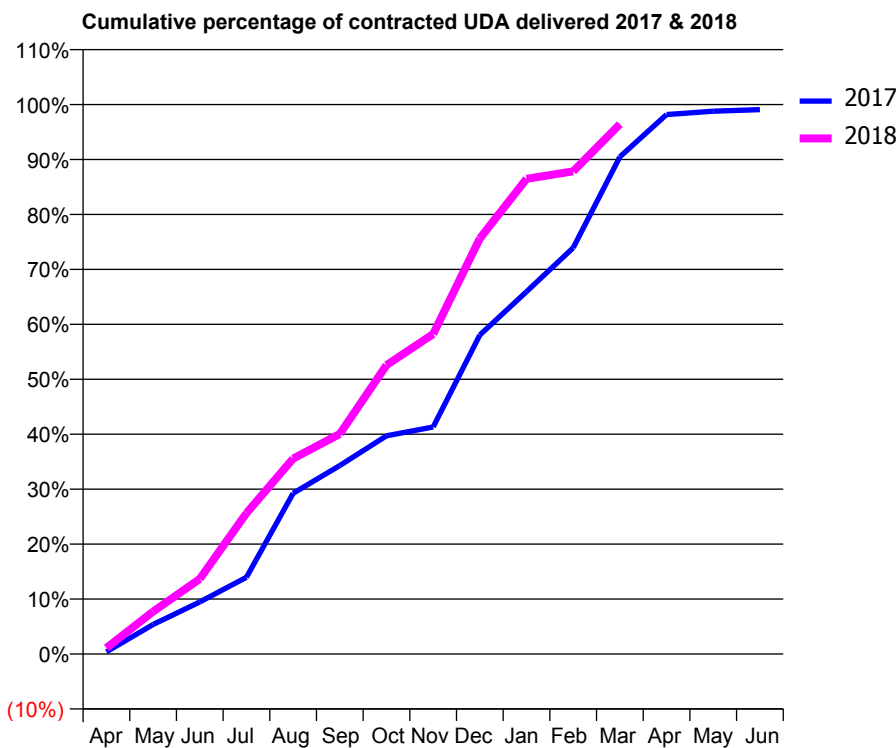
17/18 Contracted general activity (UDA)	4,680
Carry forward general activity (UDA)	44
17/18 Contracted orthodontic activity (UOA)	0
Carry forward orthodontic activity (UOA)	0
Baseline contract value	£148,597.82

ACCESS*

Patients seen in 24 months	Total	Change since previous quarter
Quarter ending March 2017	1,347	
Quarter ending June 2017	1,310	↓
Quarter ending September 2017	1,317	→
Quarter ending December 2017	1,361	↑
Quarter ending March 2018	1,222	↓
Variance since March 2017	(9.3%)	↓



ACTIVITY



Month	Adjusted Scheduled Activity (UDA)	
	2017	2018
April	19	52
May	251	362
June	444	640
July	653	1,200
August	1,369	1,664
September	1,605	1,875
October	1,859	2,460
November	1,934	2,725
December	2,717	3,539
January	3,086	4,047
February	3,460	4,110
March	4,234	4,513
April	4,594	
May	4,623	
June	4,636	

QUALITY

	Quantity	Base Number	Contract	AT	Region	England
% of FP17s for the same patient ID Re-attending within 3 months - Children	51	586	8.7%	10.0%	11.5%	11.9%
% of FP17s for the same patient ID Re-attending within 3 months - Adults	191	787	24.3%	15.8%	16.8%	16.0%
% of FP17s for the same patient ID Re-attending between 3 & 9 months - Children	227	586	38.7%	47.3%	47.7%	58.3%
% of FP17s for the same patient ID Re-attending between 3 & 9 months - Adults	261	787	33.2%	37.5%	38.2%	50.3%
% of FP17s for Band 1 Urgent Courses	149	1,277	11.7%	10.9%	10.6%	9.1%
% of FP17s Relating to Free Repair or Replacements	1	1,277	0.1%	0.5%	0.6%	0.8%
% of FP17s Relating to Continuations	0	1,277	0.0%	0.6%	0.8%	1.0%
% of Patients satisfied with the dentistry they have received	0	0	N/A	87.9%	89.3%	91.5%
% of Patients satisfied with the time they had to wait for an appointment	0	0	N/A	83.3%	84.4%	87.9%

* This is based on patients treated on this contract for their most recent course of treatment. Figures in italics indicate the base number of FP17s or Patient Questionnaire responses are less than 100. N/A is shown where the base number of responses is less than 10 during the period. % is calculated as Quantity/Base number*100

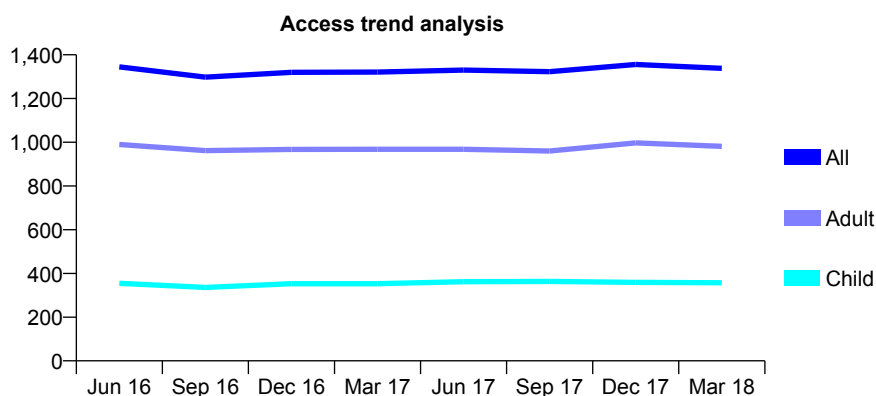
Q62 - Vital Signs At a Glance Contract Report for 910309/0001 - March 2018

Name or company name	MR AN LEUNG
Contract type name	GDS Contract
Purpose of contract	General
Contract start date	01/04/2006
Contract end date	

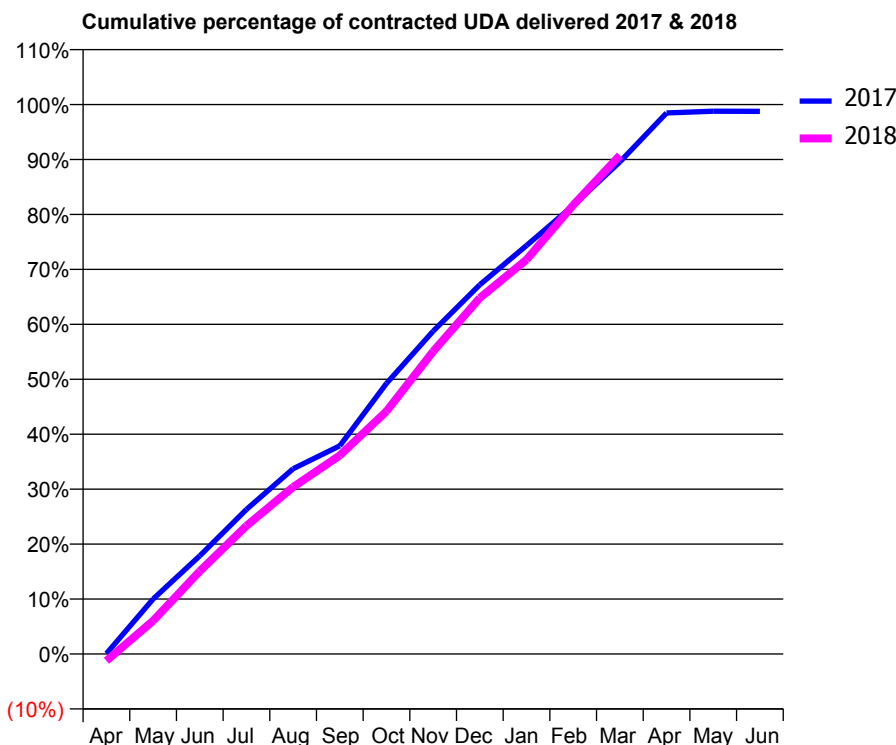
17/18 Contracted general activity (UDA)	9,600
Carry forward general activity (UDA)	119
17/18 Contracted orthodontic activity (UOA)	0
Carry forward orthodontic activity (UOA)	0
Baseline contract value	£333,849.55

ACCESS*

Patients seen in 24 months	Total	Change since previous quarter
Quarter ending March 2017	1,321	
Quarter ending June 2017	1,330	→
Quarter ending September 2017	1,323	→
Quarter ending December 2017	1,356	↑
Quarter ending March 2018	1,338	↓
Variance since March 2017	1.3%	→



ACTIVITY



Month	Adjusted Scheduled Activity (UDA)	
	2017	2018
April	8	-119
May	960	582
June	1,717	1,447
July	2,527	2,240
August	3,237	2,918
September	3,638	3,471
October	4,727	4,241
November	5,642	5,288
December	6,452	6,220
January	7,137	6,890
February	7,835	7,842
March	8,597	8,711
April	9,452	
May	9,482	
June	9,481	

QUALITY

	Quantity	Base Number	Contract	AT	Region	England
% of FP17s for the same patient ID Re-attending within 3 months - Children	32	434	7.4%	10.0%	11.5%	11.9%
% of FP17s for the same patient ID Re-attending within 3 months - Adults	246	1,353	18.2%	15.8%	16.8%	16.0%
% of FP17s for the same patient ID Re-attending between 3 & 9 months - Children	200	434	46.1%	47.3%	47.7%	58.3%
% of FP17s for the same patient ID Re-attending between 3 & 9 months - Adults	592	1,353	43.8%	37.5%	38.2%	50.3%
% of FP17s for Band 1 Urgent Courses	205	1,628	12.6%	10.9%	10.6%	9.1%
% of FP17s Relating to Free Repair or Replacements	4	1,628	0.2%	0.5%	0.6%	0.8%
% of FP17s Relating to Continuations	13	1,628	0.8%	0.6%	0.8%	1.0%
% of Patients satisfied with the dentistry they have received	0	0	N/A	87.9%	89.3%	91.5%
% of Patients satisfied with the time they had to wait for an appointment	0	0	N/A	83.3%	84.4%	87.9%

* This is based on patients treated on this contract for their most recent course of treatment. Figures in italics indicate the base number of FP17s or Patient Questionnaire responses are less than 100. N/A is shown where the base number of responses is less than 10 during the period. % is calculated as Quantity/Base number*100

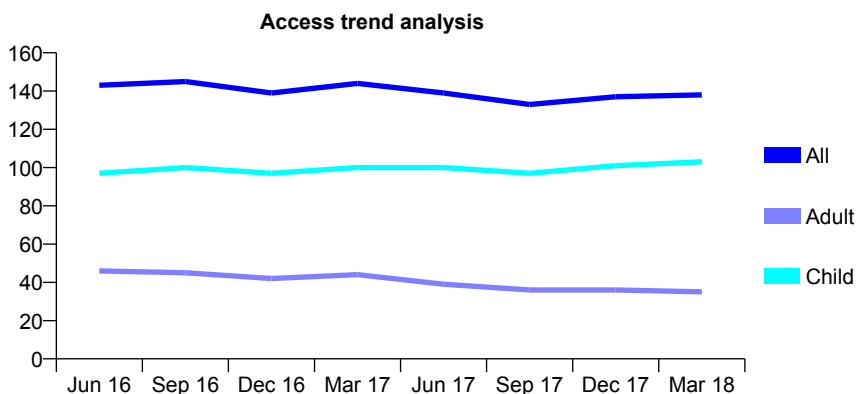
Q62 - Vital Signs At a Glance Contract Report for 916412/0001 - March 2018

Name or company name	MR MS LEE
Contract type name	GDS Contract
Purpose of contract	General
Contract start date	01/04/2006
Contract end date	

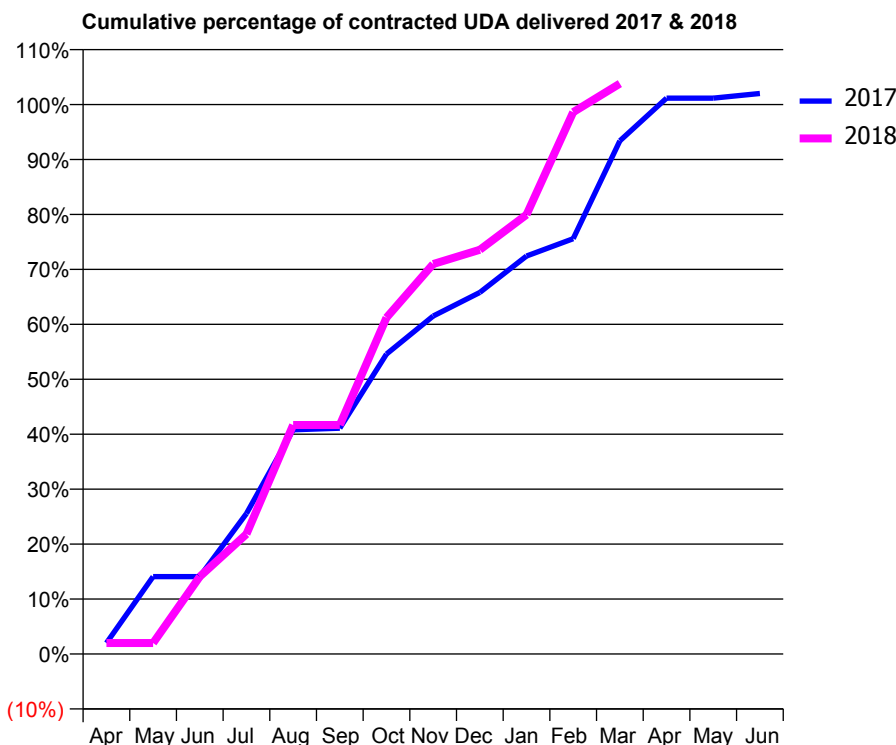
17/18 Contracted general activity (UDA)	348
Carry forward general activity (UDA)	-7
17/18 Contracted orthodontic activity (UOA)	0
Carry forward orthodontic activity (UOA)	0
Baseline contract value	£9,037.23

ACCESS*

Patients seen in 24 months	Total	Change since previous quarter
Quarter ending March 2017	144	
Quarter ending June 2017	139	↓
Quarter ending September 2017	133	↓
Quarter ending December 2017	137	↑
Quarter ending March 2018	138	→
Variance since March 2017	(4.2%)	↓



ACTIVITY



Month	Adjusted Scheduled Activity (UDA)	
	2017	2018
April	7	7
May	49	7
June	49	49
July	89	76
August	142	145
September	143	145
October	190	213
November	214	247
December	229	256
January	252	278
February	263	343
March	325	361
April	352	
May	352	
June	355	

QUALITY

	Quantity	Base Number	Contract	AT	Region	England
% of FP17s for the same patient ID Re-attending within 3 months - Children	0	90	0.0%	10.0%	11.5%	11.9%
% of FP17s for the same patient ID Re-attending within 3 months - Adults	2	28	7.1%	15.8%	16.8%	16.0%
% of FP17s for the same patient ID Re-attending between 3 & 9 months - Children	27	90	30.0%	47.3%	47.7%	58.3%
% of FP17s for the same patient ID Re-attending between 3 & 9 months - Adults	3	28	10.7%	37.5%	38.2%	50.3%
% of FP17s for Band 1 Urgent Courses	1	108	0.9%	10.9%	10.6%	9.1%
% of FP17s Relating to Free Repair or Replacements	0	108	0.0%	0.5%	0.6%	0.8%
% of FP17s Relating to Continuations	0	108	0.0%	0.6%	0.8%	1.0%
% of Patients satisfied with the dentistry they have received	0	0	N/A	87.9%	89.3%	91.5%
% of Patients satisfied with the time they had to wait for an appointment	0	0	N/A	83.3%	84.4%	87.9%

* This is based on patients treated on this contract for their most recent course of treatment. Figures in italics indicate the base number of FP17s or Patient Questionnaire responses are less than 100. N/A is shown where the base number of responses is less than 10 during the period. % is calculated as Quantity/Base number*100

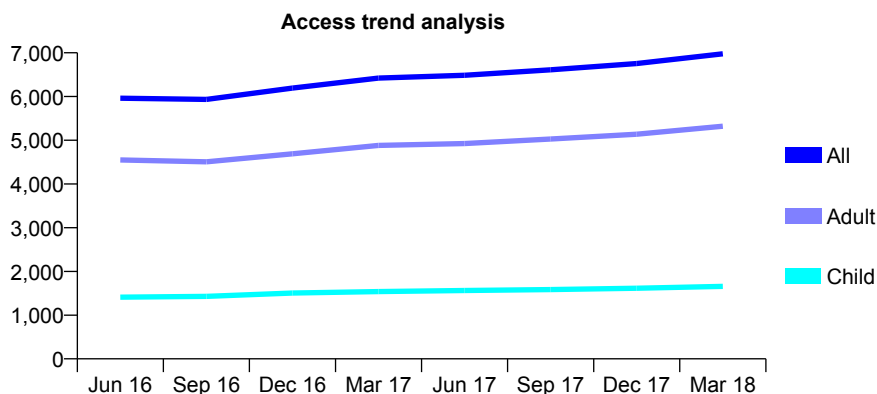
Q62 - Vital Signs At a Glance Contract Report for 918628/0001 - March 2018

Name or company name	MR P VAID
Contract type name	GDS Contract
Purpose of contract	General
Contract start date	01/04/2006
Contract end date	

17/18 Contracted general activity (UDA)	23,527
Carry forward general activity (UDA)	909
17/18 Contracted orthodontic activity (UOA)	0
Carry forward orthodontic activity (UOA)	0
Baseline contract value	£735,167.11

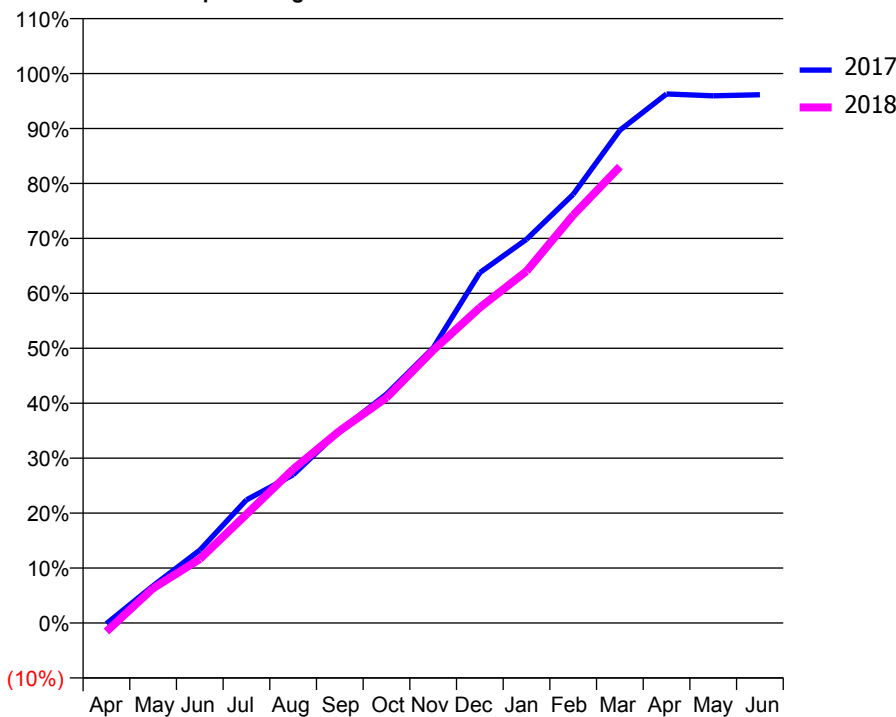
ACCESS*

Patients seen in 24 months	Total	Change since previous quarter
Quarter ending March 2017	6,422	
Quarter ending June 2017	6,486	→
Quarter ending September 2017	6,611	→
Quarter ending December 2017	6,753	↑
Quarter ending March 2018	6,977	↑
Variance since March 2017	8.6%	↑



ACTIVITY

Cumulative percentage of contracted UDA delivered 2017 & 2018



Adjusted Scheduled Activity (UDA)

Month	2017	2018
April	-32	-371
May	1,597	1,487
June	3,121	2,738
July	5,274	4,656
August	6,348	6,588
September	8,242	8,237
October	9,799	9,648
November	11,781	11,676
December	15,002	13,505
January	16,428	15,066
February	18,354	17,463
March	21,098	19,537
April	22,654	
May	22,573	
June	22,618	

QUALITY

	Quantity	Base Number	Contract	AT	Region	England
% of FP17s for the same patient ID Re-attending within 3 months - Children	159	2,101	7.6%	10.0%	11.5%	11.9%
% of FP17s for the same patient ID Re-attending within 3 months - Adults	852	5,923	14.4%	15.8%	16.8%	16.0%
% of FP17s for the same patient ID Re-attending between 3 & 9 months - Children	1,097	2,101	52.2%	47.3%	47.7%	58.3%
% of FP17s for the same patient ID Re-attending between 3 & 9 months - Adults	2,150	5,923	36.3%	37.5%	38.2%	50.3%
% of FP17s for Band 1 Urgent Courses	887	7,430	11.9%	10.9%	10.6%	9.1%
% of FP17s Relating to Free Repair or Replacements	20	7,430	0.3%	0.5%	0.6%	0.8%
% of FP17s Relating to Continuations	22	7,430	0.3%	0.6%	0.8%	1.0%
% of Patients satisfied with the dentistry they have received	2	2	N/A	87.9%	89.3%	91.5%
% of Patients satisfied with the time they had to wait for an appointment	2	2	N/A	83.3%	84.4%	87.9%

* This is based on patients treated on this contract for their most recent course of treatment. Figures in italics indicate the base number of FP17s or Patient Questionnaire responses are less than 100. N/A is shown where the base number of responses is less than 10 during the period. % is calculated as Quantity/Base number*100

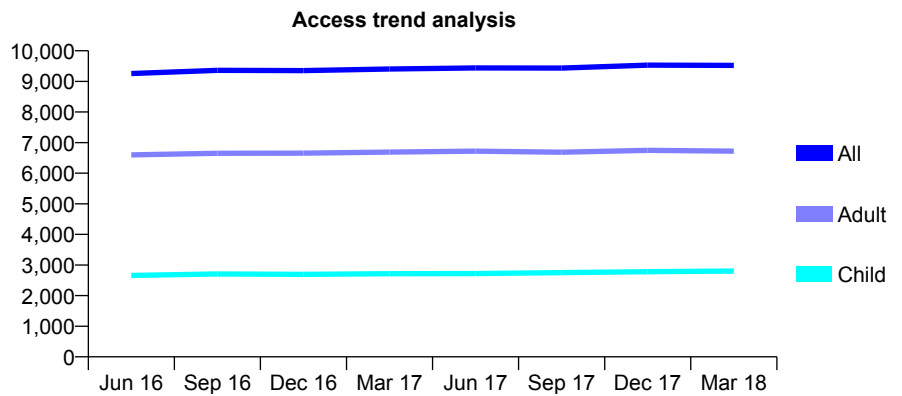
Q62 - Vital Signs At a Glance Contract Report for 920568/0002 - March 2018

Name or company name	MR JS BAINS
Contract type name	GDS Contract
Purpose of contract	General
Contract start date	01/05/2009
Contract end date	

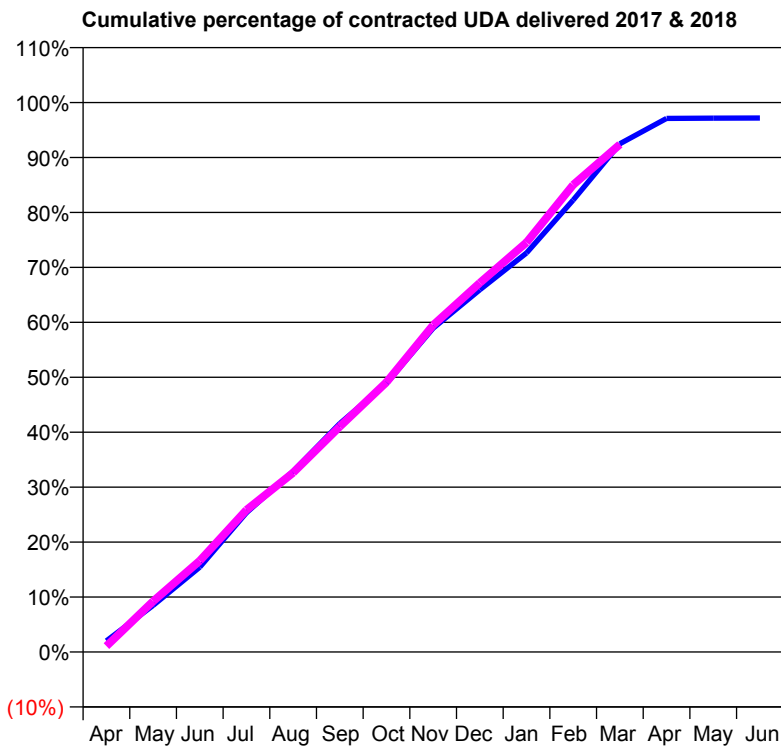
17/18 Contracted general activity (UDA)	33,294
Carry forward general activity (UDA)	997
17/18 Contracted orthodontic activity (UOA)	0
Carry forward orthodontic activity (UOA)	0
Baseline contract value	£951,429.03

ACCESS*

Patients seen in 24 months	Total	Change since previous quarter
Quarter ending March 2017	9,406	
Quarter ending June 2017	9,440	→
Quarter ending September 2017	9,436	→
Quarter ending December 2017	9,530	→
Quarter ending March 2018	9,524	→
Variance since March 2017	1.3%	→



ACTIVITY



Month	Adjusted Scheduled Activity (UDA)	
	2017	2018
April	711	358
May	2,988	3,074
June	5,444	5,534
July	8,935	8,611
August	11,598	10,864
September	14,653	13,658
October	17,228	16,347
November	20,774	19,805
December	23,234	22,366
January	25,599	24,812
February	28,987	28,305
March	32,601	30,753
April	34,221	
May	34,244	
June	34,249	

QUALITY

	Quantity	Base Number	Contract	AT	Region	England
% of FP17s for the same patient ID Re-attending within 3 months - Children	497	3,630	13.7%	10.0%	11.5%	11.9%
% of FP17s for the same patient ID Re-attending within 3 months - Adults	2,423	8,090	30.0%	15.8%	16.8%	16.0%
% of FP17s for the same patient ID Re-attending between 3 & 9 months - Children	1,511	3,630	41.6%	47.3%	47.7%	58.3%
% of FP17s for the same patient ID Re-attending between 3 & 9 months - Adults	1,875	8,090	23.2%	37.5%	38.2%	50.3%
% of FP17s for Band 1 Urgent Courses	3,032	11,014	27.5%	10.9%	10.6%	9.1%
% of FP17s Relating to Free Repair or Replacements	39	11,014	0.4%	0.5%	0.6%	0.8%
% of FP17s Relating to Continuations	58	11,014	0.5%	0.6%	0.8%	1.0%
% of Patients satisfied with the dentistry they have received	10	13	76.9%	87.9%	89.3%	91.5%
% of Patients satisfied with the time they had to wait for an appointment	10	13	76.9%	83.3%	84.4%	87.9%

* This is based on patients treated on this contract for their most recent course of treatment. Figures in italics indicate the base number of FP17s or Patient Questionnaire responses are less than 100. N/A is shown where the base number of responses is less than 10 during the period. % is calculated as Quantity/Base number*100

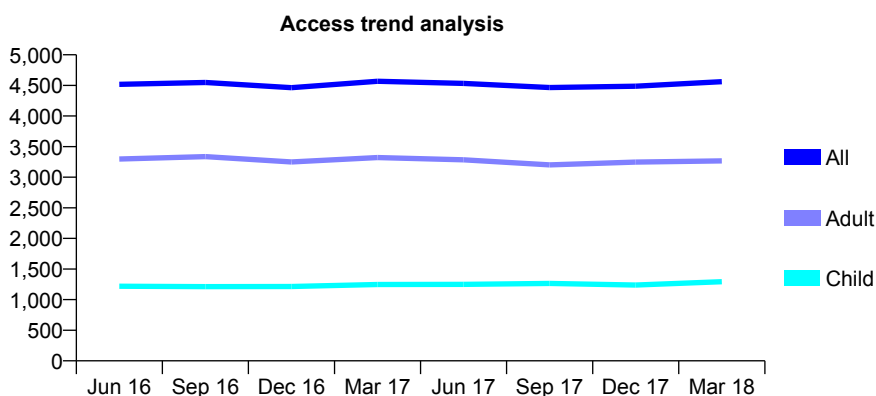
Q62 - Vital Signs At a Glance Contract Report for 921521/0001 - March 2018

Name or company name	MR RK AGGARWAL
Contract type name	GDS Contract
Purpose of contract	General
Contract start date	01/04/2006
Contract end date	

17/18 Contracted general activity (UDA)	10,579
Carry forward general activity (UDA)	-3
17/18 Contracted orthodontic activity (UOA)	0
Carry forward orthodontic activity (UOA)	0
Baseline contract value	£283,383.12

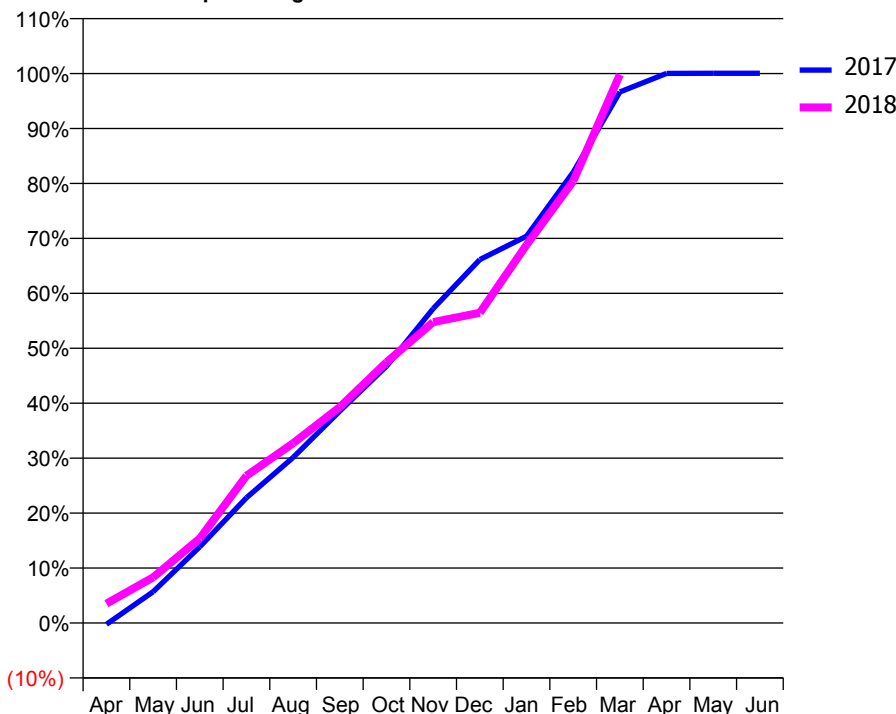
ACCESS*

Patients seen in 24 months	Total	Change since previous quarter
Quarter ending March 2017	4,568	
Quarter ending June 2017	4,533	→
Quarter ending September 2017	4,466	↓
Quarter ending December 2017	4,486	→
Quarter ending March 2018	4,560	→
Variance since March 2017	(0.2%)	→



ACTIVITY

Cumulative percentage of contracted UDA delivered 2017 & 2018



Month	Adjusted Scheduled Activity (UDA)	
	2017	2018
April	-28	374
May	601	879
June	1,467	1,630
July	2,413	2,837
August	3,187	3,462
September	4,082	4,157
October	4,944	5,020
November	6,052	5,792
December	6,997	5,972
January	7,447	7,279
February	8,679	8,505
March	10,224	10,557
April	10,581	
May	10,582	
June	10,582	

QUALITY

	Quantity	Base Number	Contract	AT	Region	England
% of FP17s for the same patient ID Re-attending within 3 months - Children	69	1,605	4.3%	10.0%	11.5%	11.9%
% of FP17s for the same patient ID Re-attending within 3 months - Adults	275	2,950	9.3%	15.8%	16.8%	16.0%
% of FP17s for the same patient ID Re-attending between 3 & 9 months - Children	625	1,605	38.9%	47.3%	47.7%	58.3%
% of FP17s for the same patient ID Re-attending between 3 & 9 months - Adults	889	2,950	30.1%	37.5%	38.2%	50.3%
% of FP17s for Band 1 Urgent Courses	239	4,400	5.4%	10.9%	10.6%	9.1%
% of FP17s Relating to Free Repair or Replacements	18	4,400	0.4%	0.5%	0.6%	0.8%
% of FP17s Relating to Continuations	81	4,400	1.8%	0.6%	0.8%	1.0%
% of Patients satisfied with the dentistry they have received	8	9	N/A	87.9%	89.3%	91.5%
% of Patients satisfied with the time they had to wait for an appointment	8	9	N/A	83.3%	84.4%	87.9%

* This is based on patients treated on this contract for their most recent course of treatment. Figures in italics indicate the base number of FP17s or Patient Questionnaire responses are less than 100. N/A is shown where the base number of responses is less than 10 during the period. % is calculated as Quantity/Base number*100

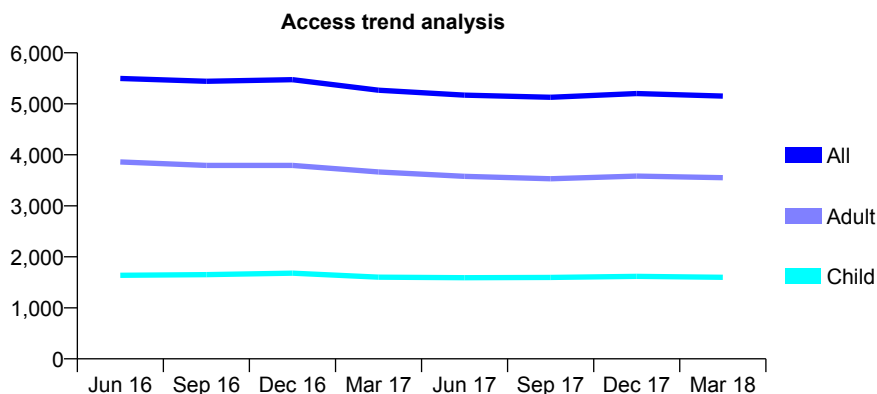
Q62 - Vital Signs At a Glance Contract Report for 921645/0002 - March 2018

Name or company name	Brightsmile Dental Care (Isleworth)
Contract type name	GDS Contract
Purpose of contract	General
Contract start date	01/04/2006
Contract end date	

17/18 Contracted general activity (UDA)	14,320
Carry forward general activity (UDA)	-277
17/18 Contracted orthodontic activity (UOA)	0
Carry forward orthodontic activity (UOA)	0
Baseline contract value	£443,963.43

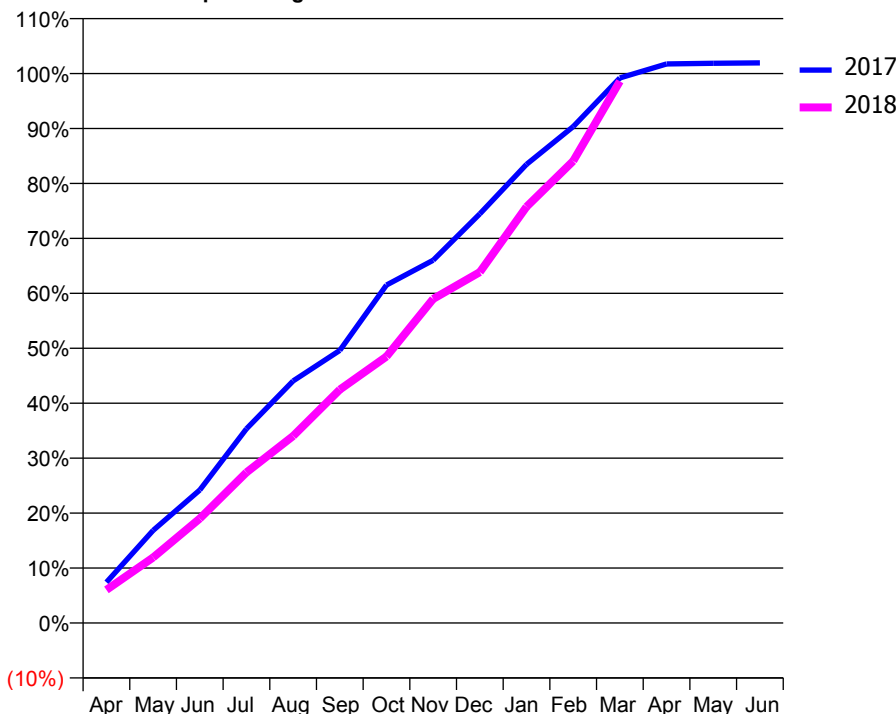
ACCESS*

Patients seen in 24 months	Total	Change since previous quarter
Quarter ending March 2017	5,266	
Quarter ending June 2017	5,169	↓
Quarter ending September 2017	5,128	→
Quarter ending December 2017	5,200	→
Quarter ending March 2018	5,151	→
Variance since March 2017	(2.2%)	↓



ACTIVITY

Cumulative percentage of contracted UDA delivered 2017 & 2018



Month	Adjusted Scheduled Activity (UDA)	
	2017	2018
April	1,062	863
May	2,414	1,707
June	3,466	2,721
July	5,060	3,926
August	6,308	4,875
September	7,105	6,084
October	8,807	6,946
November	9,453	8,446
December	10,664	9,146
January	11,954	10,846
February	12,934	12,040
March	14,204	14,118
April	14,569	
May	14,586	
June	14,597	

QUALITY

	Quantity	Base Number	Contract	AT	Region	England
% of FP17s for the same patient ID Re-attending within 3 months - Children	81	1,884	4.3%	10.0%	11.5%	11.9%
% of FP17s for the same patient ID Re-attending within 3 months - Adults	424	4,036	10.5%	15.8%	16.8%	16.0%
% of FP17s for the same patient ID Re-attending between 3 & 9 months - Children	851	1,884	45.2%	47.3%	47.7%	58.3%
% of FP17s for the same patient ID Re-attending between 3 & 9 months - Adults	1,759	4,036	43.6%	37.5%	38.2%	50.3%
% of FP17s for Band 1 Urgent Courses	470	5,750	8.2%	10.9%	10.6%	9.1%
% of FP17s Relating to Free Repair or Replacements	17	5,750	0.3%	0.5%	0.6%	0.8%
% of FP17s Relating to Continuations	18	5,750	0.3%	0.6%	0.8%	1.0%
% of Patients satisfied with the dentistry they have received	18	18	100.0%	87.9%	89.3%	91.5%
% of Patients satisfied with the time they had to wait for an appointment	12	18	66.7%	83.3%	84.4%	87.9%

* This is based on patients treated on this contract for their most recent course of treatment. Figures in italics indicate the base number of FP17s or Patient Questionnaire responses are less than 100. N/A is shown where the base number of responses is less than 10 during the period. % is calculated as Quantity/Base number*100

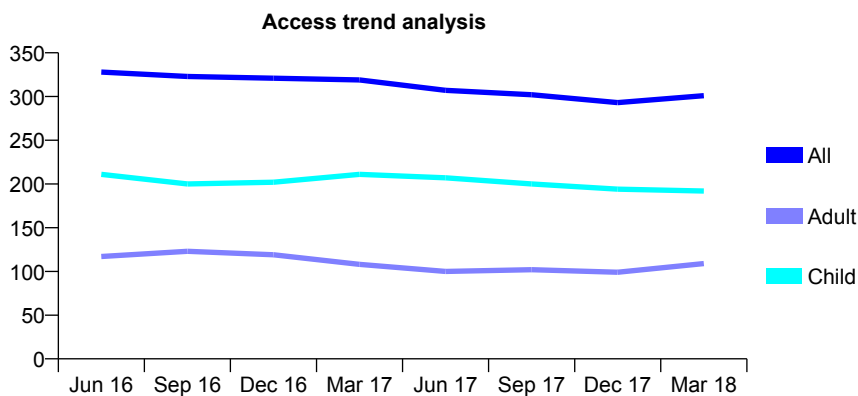
Q62 - Vital Signs At a Glance Contract Report for 923311/0001 - March 2018

Name or company name	MR N SHAH
Contract type name	GDS Contract
Purpose of contract	General
Contract start date	01/07/2012
Contract end date	

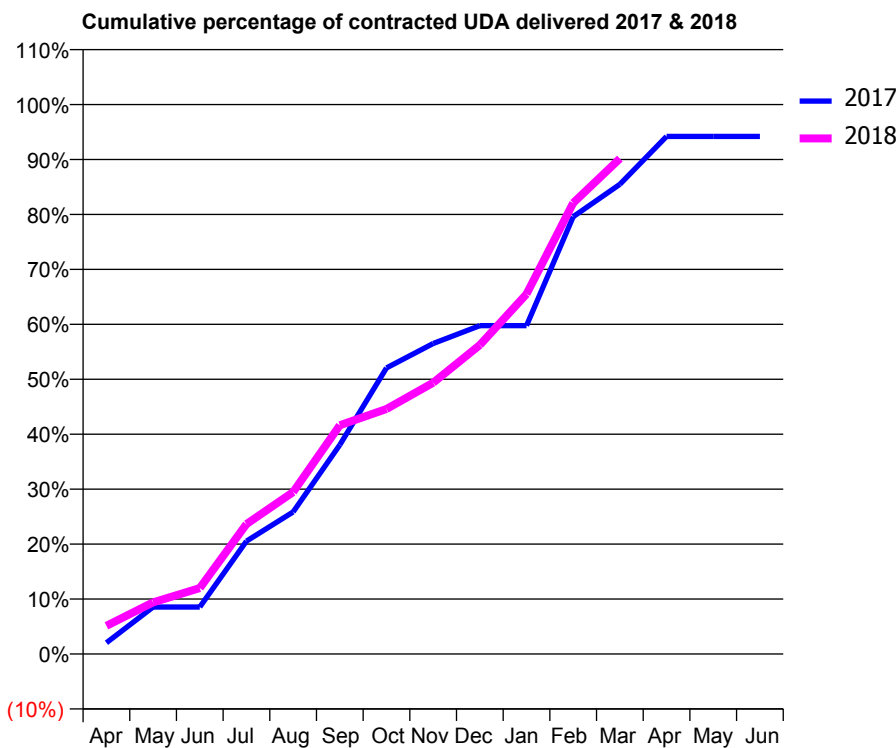
17/18 Contracted general activity (UDA)	585
Carry forward general activity (UDA)	0
17/18 Contracted orthodontic activity (UOA)	0
Carry forward orthodontic activity (UOA)	0
Baseline contract value	£13,950.72

ACCESS*

Patients seen in 24 months	Total	Change since previous quarter
Quarter ending March 2017	319	
Quarter ending June 2017	307	↓
Quarter ending September 2017	302	↓
Quarter ending December 2017	293	↓
Quarter ending March 2018	301	↑
Variance since March 2017	(5.6%)	↓



ACTIVITY



Month	Adjusted Scheduled Activity (UDA)	
	2017	2018
April	12	30
May	50	55
June	50	70
July	120	138
August	151	172
September	223	244
October	305	261
November	331	289
December	350	329
January	350	383
February	466	480
March	500	527
April	551	
May	551	
June	551	

QUALITY

	Quantity	Base Number	Contract	AT	Region	England
% of FP17s for the same patient ID Re-attending within 3 months - Children	10	233	4.3%	10.0%	11.5%	11.9%
% of FP17s for the same patient ID Re-attending within 3 months - Adults	0	85	0.0%	15.8%	16.8%	16.0%
% of FP17s for the same patient ID Re-attending between 3 & 9 months - Children	95	233	40.8%	47.3%	47.7%	58.3%
% of FP17s for the same patient ID Re-attending between 3 & 9 months - Adults	16	85	18.8%	37.5%	38.2%	50.3%
% of FP17s for Band 1 Urgent Courses	7	301	2.3%	10.9%	10.6%	9.1%
% of FP17s Relating to Free Repair or Replacements	0	301	0.0%	0.5%	0.6%	0.8%
% of FP17s Relating to Continuations	0	301	0.0%	0.6%	0.8%	1.0%
% of Patients satisfied with the dentistry they have received	0	0	N/A	87.9%	89.3%	91.5%
% of Patients satisfied with the time they had to wait for an appointment	0	0	N/A	83.3%	84.4%	87.9%

* This is based on patients treated on this contract for their most recent course of treatment. Figures in italics indicate the base number of FP17s or Patient Questionnaire responses are less than 100. N/A is shown where the base number of responses is less than 10 during the period. % is calculated as Quantity/Base number*100

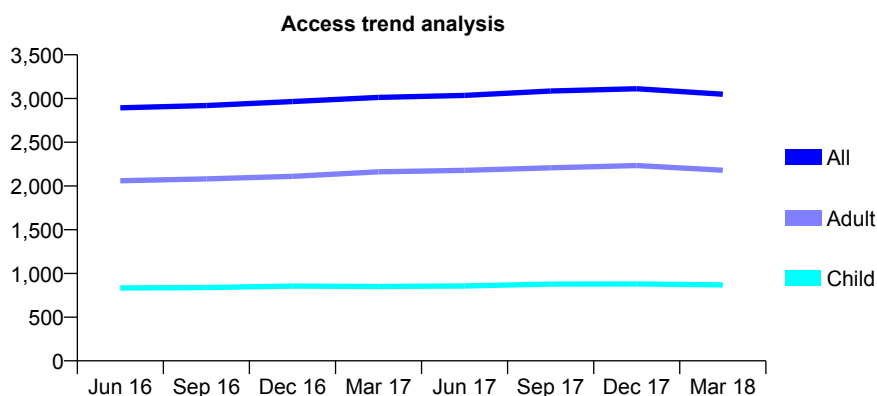
Q62 - Vital Signs At a Glance Contract Report for 927384/0001 - March 2018

Name or company name	MR M SHAH
Contract type name	GDS Contract
Purpose of contract	General
Contract start date	01/04/2006
Contract end date	

17/18 Contracted general activity (UDA)	8,775
Carry forward general activity (UDA)	0
17/18 Contracted orthodontic activity (UOA)	0
Carry forward orthodontic activity (UOA)	0
Baseline contract value	£229,669.19

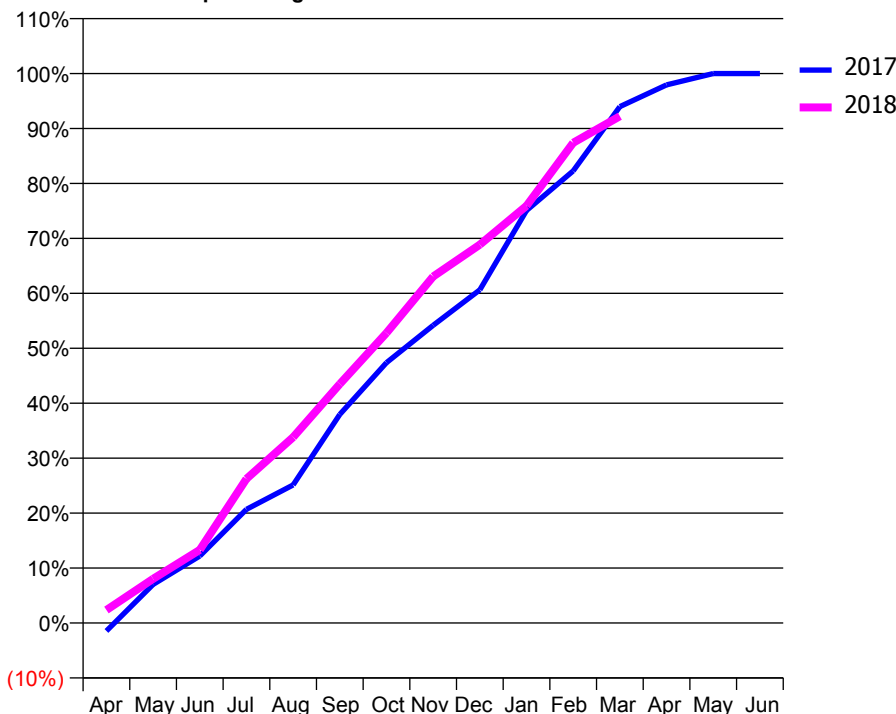
ACCESS*

Patients seen in 24 months	Total	Change since previous quarter
Quarter ending March 2017	3,012	
Quarter ending June 2017	3,035	→
Quarter ending September 2017	3,086	→
Quarter ending December 2017	3,112	→
Quarter ending March 2018	3,049	↓
Variance since March 2017	1.2%	→



ACTIVITY

Cumulative percentage of contracted UDA delivered 2017 & 2018



Adjusted Scheduled Activity (UDA)

Month	2017	2018
April	-130	208
May	616	706
June	1,071	1,167
July	1,815	2,304
August	2,204	2,967
September	3,331	3,818
October	4,157	4,633
November	4,755	5,534
December	5,320	6,042
January	6,587	6,661
February	7,220	7,669
March	8,246	8,092
April	8,594	
May	8,775	
June	8,775	

QUALITY

	Quantity	Base Number	Contract	AT	Region	England
% of FP17s for the same patient ID Re-attending within 3 months - Children	59	1,182	5.0%	10.0%	11.5%	11.9%
% of FP17s for the same patient ID Re-attending within 3 months - Adults	302	2,592	11.7%	15.8%	16.8%	16.0%
% of FP17s for the same patient ID Re-attending between 3 & 9 months - Children	647	1,182	54.7%	47.3%	47.7%	58.3%
% of FP17s for the same patient ID Re-attending between 3 & 9 months - Adults	1,327	2,592	51.2%	37.5%	38.2%	50.3%
% of FP17s for Band 1 Urgent Courses	336	3,563	9.4%	10.9%	10.6%	9.1%
% of FP17s Relating to Free Repair or Replacements	24	3,563	0.7%	0.5%	0.6%	0.8%
% of FP17s Relating to Continuations	26	3,563	0.7%	0.6%	0.8%	1.0%
% of Patients satisfied with the dentistry they have received	5	5	N/A	87.9%	89.3%	91.5%
% of Patients satisfied with the time they had to wait for an appointment	5	5	N/A	83.3%	84.4%	87.9%

* This is based on patients treated on this contract for their most recent course of treatment. Figures in italics indicate the base number of FP17s or Patient Questionnaire responses are less than 100. N/A is shown where the base number of responses is less than 10 during the period. % is calculated as Quantity/Base number*100

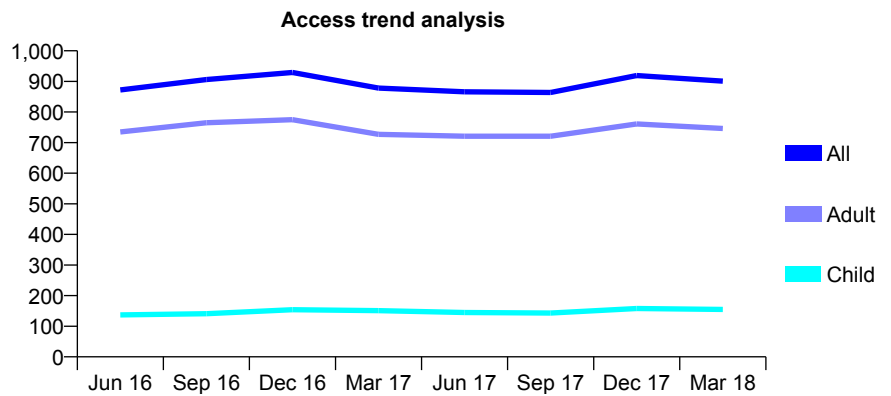
Q62 - Vital Signs At a Glance Contract Report for 929034/0001 - March 2018

Name or company name	Bhavish Thakrar and Jayesh Kotecha
Contract type name	GDS Contract
Purpose of contract	General
Contract start date	01/04/2006
Contract end date	

17/18 Contracted general activity (UDA)	3,378
Carry forward general activity (UDA)	10
17/18 Contracted orthodontic activity (UOA)	0
Carry forward orthodontic activity (UOA)	0
Baseline contract value	£108,110.46

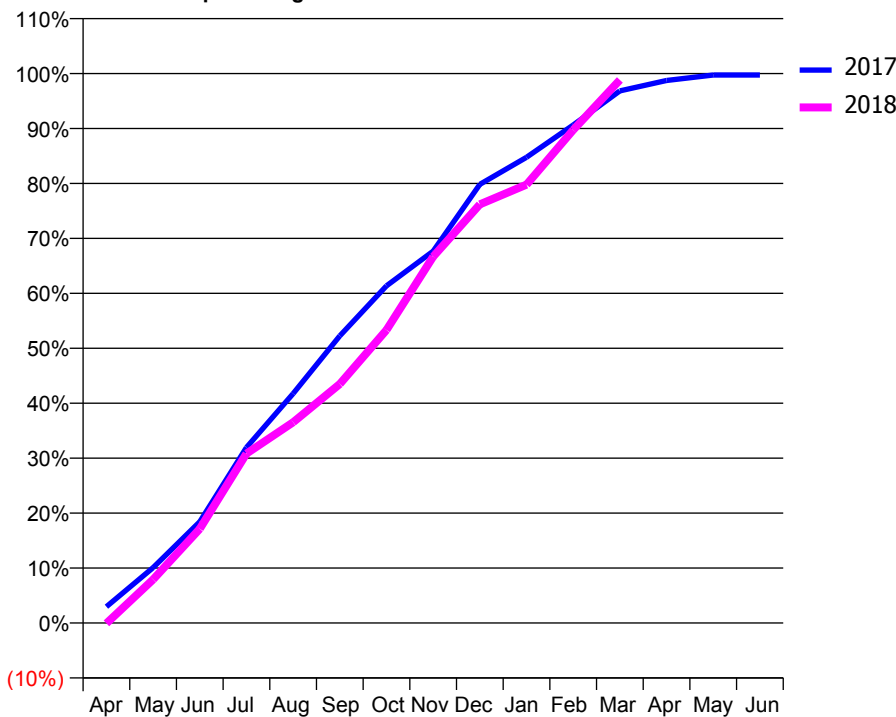
ACCESS*

Patients seen in 24 months	Total	Change since previous quarter
Quarter ending March 2017	878	
Quarter ending June 2017	866	↓
Quarter ending September 2017	864	→
Quarter ending December 2017	919	↑
Quarter ending March 2018	901	↓
Variance since March 2017	2.6%	↑



ACTIVITY

Cumulative percentage of contracted UDA delivered 2017 & 2018



Month	Adjusted Scheduled Activity (UDA)	
	2017	2018
April	100	-3
May	340	268
June	623	579
July	1,079	1,042
August	1,410	1,234
September	1,765	1,470
October	2,073	1,802
November	2,286	2,252
December	2,697	2,574
January	2,863	2,695
February	3,061	3,031
March	3,271	3,338
April	3,335	
May	3,368	
June	3,368	

QUALITY

	Quantity	Base Number	Contract	AT	Region	England
% of FP17s for the same patient ID Re-attending within 3 months - Children	7	194	3.6%	10.0%	11.5%	11.9%
% of FP17s for the same patient ID Re-attending within 3 months - Adults	88	839	10.5%	15.8%	16.8%	16.0%
% of FP17s for the same patient ID Re-attending between 3 & 9 months - Children	73	194	37.6%	47.3%	47.7%	58.3%
% of FP17s for the same patient ID Re-attending between 3 & 9 months - Adults	332	839	39.6%	37.5%	38.2%	50.3%
% of FP17s for Band 1 Urgent Courses	76	1,012	7.5%	10.9%	10.6%	9.1%
% of FP17s Relating to Free Repair or Replacements	1	1,012	0.1%	0.5%	0.6%	0.8%
% of FP17s Relating to Continuations	0	1,012	0.0%	0.6%	0.8%	1.0%
% of Patients satisfied with the dentistry they have received	1	1	N/A	87.9%	89.3%	91.5%
% of Patients satisfied with the time they had to wait for an appointment	1	1	N/A	83.3%	84.4%	87.9%

* This is based on patients treated on this contract for their most recent course of treatment. Figures in italics indicate the base number of FP17s or Patient Questionnaire responses are less than 100. N/A is shown where the base number of responses is less than 10 during the period. % is calculated as Quantity/Base number*100

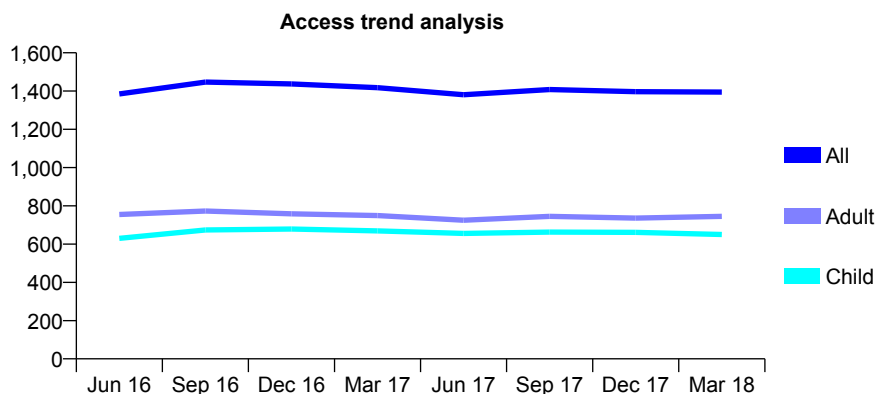
Q62 - Vital Signs At a Glance Contract Report for 929263/0001 - March 2018

Name or company name	MRS JM SRITHARAN
Contract type name	GDS Contract
Purpose of contract	General
Contract start date	01/04/2006
Contract end date	

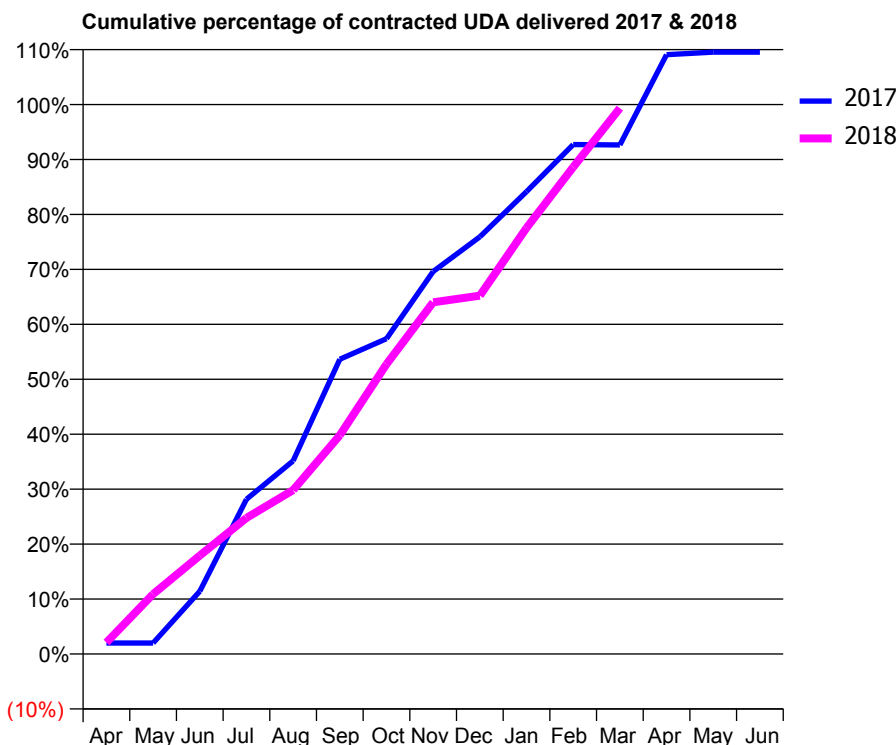
17/18 Contracted general activity (UDA)	3,815
Carry forward general activity (UDA)	-76
17/18 Contracted orthodontic activity (UOA)	0
Carry forward orthodontic activity (UOA)	0
Baseline contract value	£98,238.73

ACCESS*

Patients seen in 24 months	Total	Change since previous quarter
Quarter ending March 2017	1,418	
Quarter ending June 2017	1,381	↓
Quarter ending September 2017	1,408	→
Quarter ending December 2017	1,397	→
Quarter ending March 2018	1,395	→
Variance since March 2017	(1.6%)	↓



ACTIVITY



Month	Adjusted Scheduled Activity (UDA)	
	2017	2018
April	76	80
May	76	416
June	435	684
July	1,075	945
August	1,341	1,138
September	2,046	1,519
October	2,189	2,012
November	2,656	2,442
December	2,896	2,488
January	3,210	2,958
February	3,537	3,381
March	3,535	3,790
April	4,161	
May	4,178	
June	4,178	

QUALITY

	Quantity	Base Number	Contract	AT	Region	England
% of FP17s for the same patient ID Re-attending within 3 months - Children	21	719	2.9%	10.0%	11.5%	11.9%
% of FP17s for the same patient ID Re-attending within 3 months - Adults	67	704	9.5%	15.8%	16.8%	16.0%
% of FP17s for the same patient ID Re-attending between 3 & 9 months - Children	229	719	31.8%	47.3%	47.7%	58.3%
% of FP17s for the same patient ID Re-attending between 3 & 9 months - Adults	191	704	27.1%	37.5%	38.2%	50.3%
% of FP17s for Band 1 Urgent Courses	34	1,221	2.8%	10.9%	10.6%	9.1%
% of FP17s Relating to Free Repair or Replacements	0	1,221	0.0%	0.5%	0.6%	0.8%
% of FP17s Relating to Continuations	0	1,221	0.0%	0.6%	0.8%	1.0%
% of Patients satisfied with the dentistry they have received	3	3	N/A	87.9%	89.3%	91.5%
% of Patients satisfied with the time they had to wait for an appointment	2	3	N/A	83.3%	84.4%	87.9%

* This is based on patients treated on this contract for their most recent course of treatment. Figures in italics indicate the base number of FP17s or Patient Questionnaire responses are less than 100. N/A is shown where the base number of responses is less than 10 during the period. % is calculated as Quantity/Base number*100

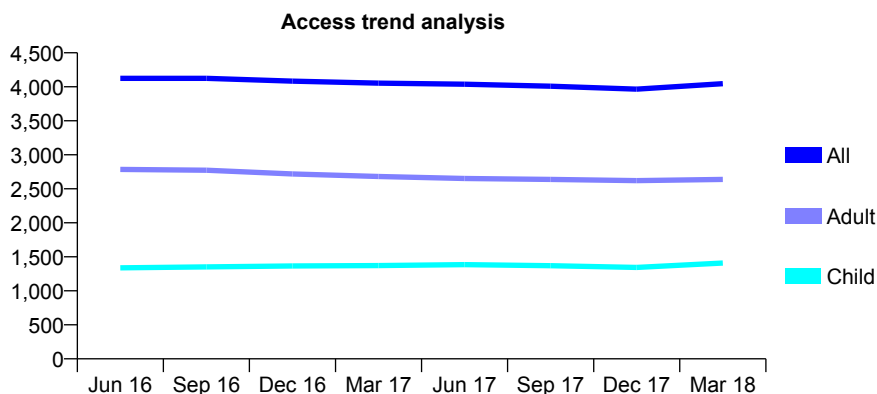
Q62 - Vital Signs At a Glance Contract Report for 933775/0001 - March 2018

Name or company name	MISS M VIJAYARAGHAVAN
Contract type name	GDS Contract
Purpose of contract	General
Contract start date	01/04/2006
Contract end date	

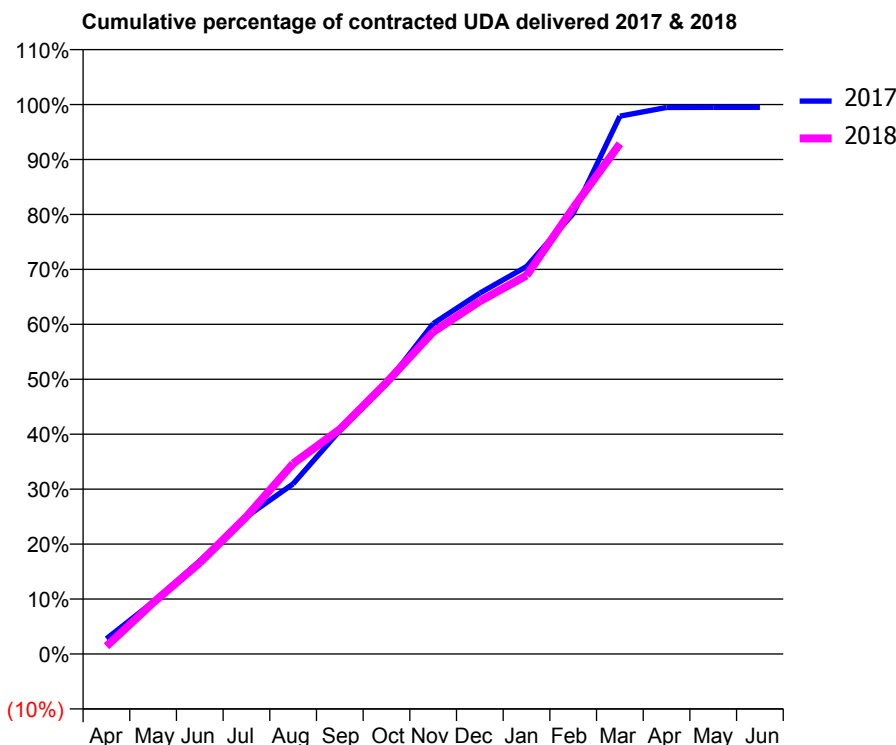
17/18 Contracted general activity (UDA)	9,700
Carry forward general activity (UDA)	50
17/18 Contracted orthodontic activity (UOA)	0
Carry forward orthodontic activity (UOA)	0
Baseline contract value	£263,879.24

ACCESS*

Patients seen in 24 months	Total	Change since previous quarter
Quarter ending March 2017	4,053	
Quarter ending June 2017	4,038	→
Quarter ending September 2017	4,008	→
Quarter ending December 2017	3,965	↓
Quarter ending March 2018	4,047	↑
Variance since March 2017	(0.1%)	→



ACTIVITY



Month	Adjusted Scheduled Activity (UDA)	
	2017	2018
April	269	137
May	919	904
June	1,644	1,611
July	2,424	2,425
August	3,006	3,363
September	3,944	3,968
October	4,774	4,794
November	5,833	5,687
December	6,372	6,227
January	6,838	6,681
February	7,774	7,875
March	9,495	9,007
April	9,647	
May	9,650	
June	9,650	

QUALITY

	Quantity	Base Number	Contract	AT	Region	England
% of FP17s for the same patient ID Re-attending within 3 months - Children	111	1,589	7.0%	10.0%	11.5%	11.9%
% of FP17s for the same patient ID Re-attending within 3 months - Adults	310	2,409	12.9%	15.8%	16.8%	16.0%
% of FP17s for the same patient ID Re-attending between 3 & 9 months - Children	621	1,589	39.1%	47.3%	47.7%	58.3%
% of FP17s for the same patient ID Re-attending between 3 & 9 months - Adults	589	2,409	24.4%	37.5%	38.2%	50.3%
% of FP17s for Band 1 Urgent Courses	383	3,942	9.7%	10.9%	10.6%	9.1%
% of FP17s Relating to Free Repair or Replacements	0	3,942	0.0%	0.5%	0.6%	0.8%
% of FP17s Relating to Continuations	49	3,942	1.2%	0.6%	0.8%	1.0%
% of Patients satisfied with the dentistry they have received	0	1	N/A	87.9%	89.3%	91.5%
% of Patients satisfied with the time they had to wait for an appointment	0	1	N/A	83.3%	84.4%	87.9%

* This is based on patients treated on this contract for their most recent course of treatment. Figures in italics indicate the base number of FP17s or Patient Questionnaire responses are less than 100. N/A is shown where the base number of responses is less than 10 during the period. % is calculated as Quantity/Base number*100

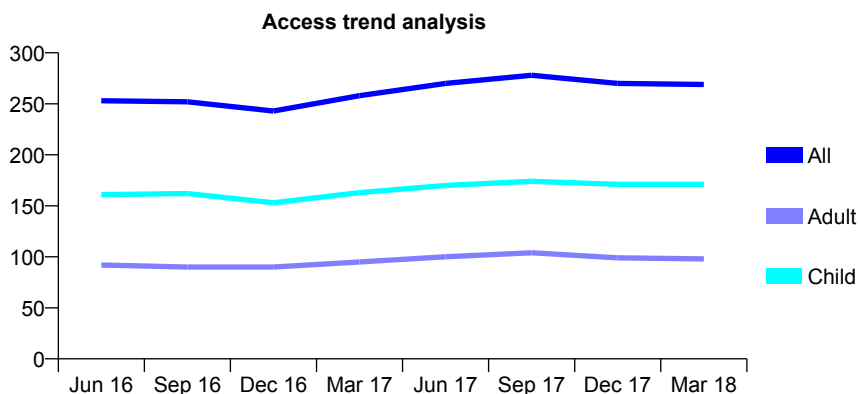
Q62 - Vital Signs At a Glance Contract Report for 934402/0002 - March 2018

Name or company name	MR M SHER
Contract type name	GDS Contract
Purpose of contract	General
Contract start date	25/04/2011
Contract end date	

17/18 Contracted general activity (UDA)	566
Carry forward general activity (UDA)	-11
17/18 Contracted orthodontic activity (UOA)	0
Carry forward orthodontic activity (UOA)	0
Baseline contract value	£13,029.75

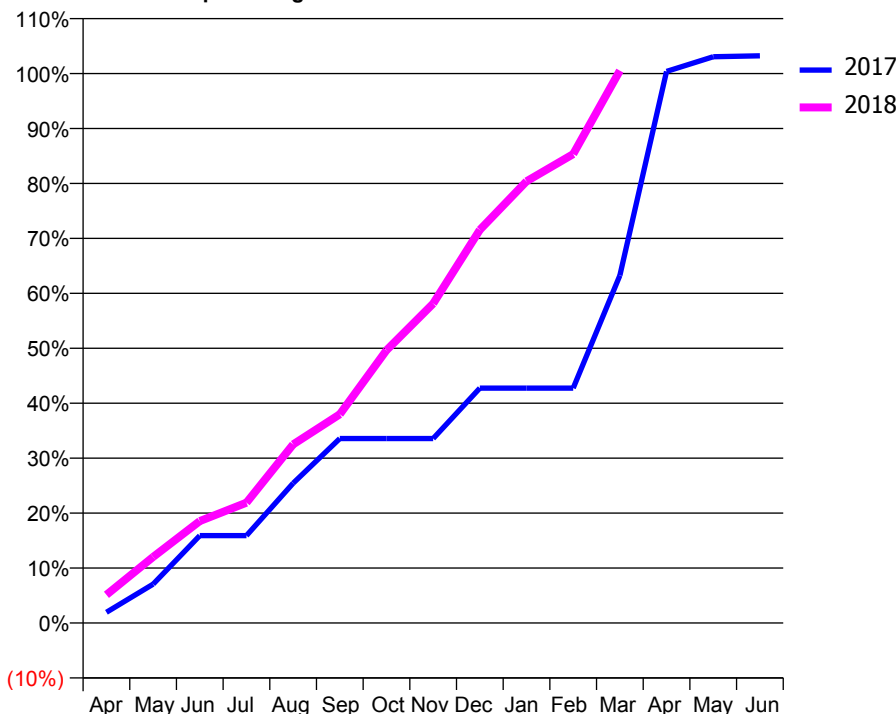
ACCESS*

Patients seen in 24 months	Total	Change since previous quarter
Quarter ending March 2017	258	
Quarter ending June 2017	270	↑
Quarter ending September 2017	278	↑
Quarter ending December 2017	270	↓
Quarter ending March 2018	269	→
Variance since March 2017	4.3%	↑



ACTIVITY

Cumulative percentage of contracted UDA delivered 2017 & 2018



Month	Adjusted Scheduled Activity (UDA)	
	2017	2018
April	11	29
May	40	68
June	90	105
July	90	124
August	144	184
September	190	215
October	190	281
November	190	329
December	242	405
January	242	455
February	242	483
March	358	569
April	568	
May	583	
June	584	

QUALITY

	Quantity	Base Number	Contract	AT	Region	England
% of FP17s for the same patient ID Re-attending within 3 months - Children	21	299	7.0%	10.0%	11.5%	11.9%
% of FP17s for the same patient ID Re-attending within 3 months - Adults	3	114	2.6%	15.8%	16.8%	16.0%
% of FP17s for the same patient ID Re-attending between 3 & 9 months - Children	161	299	53.8%	47.3%	47.7%	58.3%
% of FP17s for the same patient ID Re-attending between 3 & 9 months - Adults	47	114	41.2%	37.5%	38.2%	50.3%
% of FP17s for Band 1 Urgent Courses	0	301	0.0%	10.9%	10.6%	9.1%
% of FP17s Relating to Free Repair or Replacements	0	301	0.0%	0.5%	0.6%	0.8%
% of FP17s Relating to Continuations	0	301	0.0%	0.6%	0.8%	1.0%
% of Patients satisfied with the dentistry they have received	1	1	N/A	87.9%	89.3%	91.5%
% of Patients satisfied with the time they had to wait for an appointment	1	1	N/A	83.3%	84.4%	87.9%

* This is based on patients treated on this contract for their most recent course of treatment. Figures in italics indicate the base number of FP17s or Patient Questionnaire responses are less than 100. N/A is shown where the base number of responses is less than 10 during the period. % is calculated as Quantity/Base number*100

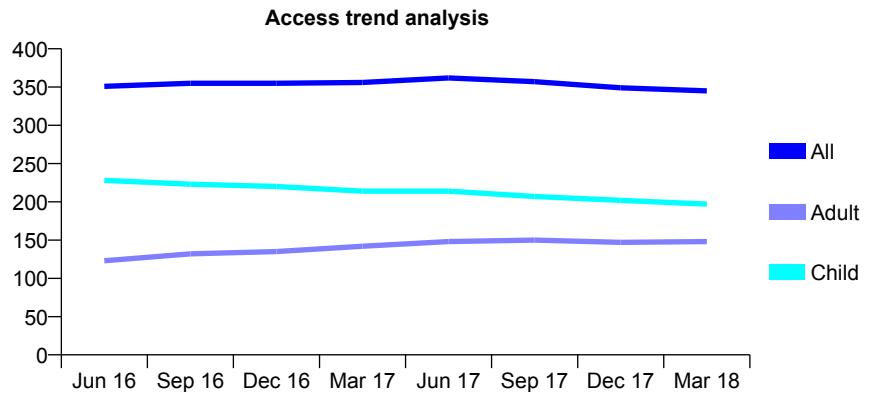
Q62 - Vital Signs At a Glance Contract Report for 935875/0001 - March 2018

Name or company name	MISS AS SHRESTHA
Contract type name	GDS Contract
Purpose of contract	General
Contract start date	01/09/2014
Contract end date	

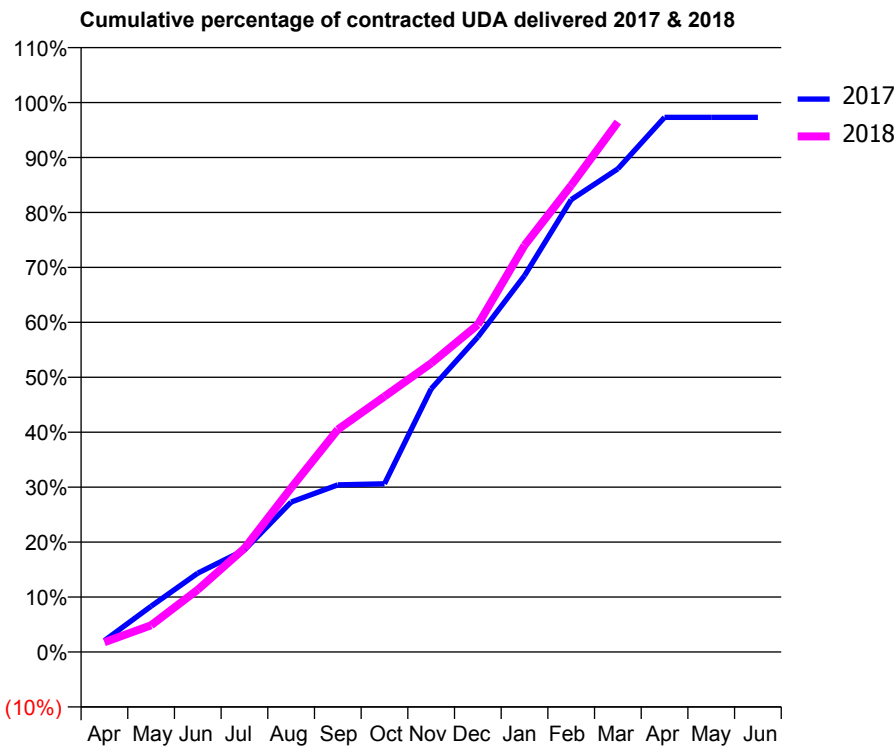
17/18 Contracted general activity (UDA)	962
Carry forward general activity (UDA)	26
17/18 Contracted orthodontic activity (UOA)	0
Carry forward orthodontic activity (UOA)	0
Baseline contract value	£19,901.33

ACCESS*

Patients seen in 24 months	Total	Change since previous quarter
Quarter ending March 2017	356	
Quarter ending June 2017	362	→
Quarter ending September 2017	357	↓
Quarter ending December 2017	349	↓
Quarter ending March 2018	345	↓
Variance since March 2017	(3.1%)	↓



ACTIVITY



Month	Adjusted Scheduled Activity (UDA)	
	2017	2018
April	20	17
May	80	47
June	138	109
July	179	182
August	262	287
September	293	390
October	295	447
November	461	506
December	552	573
January	659	712
February	792	817
March	846	928
April	936	
May	936	
June	936	

QUALITY

	Quantity	Base Number	Contract	AT	Region	England
% of FP17s for the same patient ID Re-attending within 3 months - Children	43	433	9.9%	10.0%	11.5%	11.9%
% of FP17s for the same patient ID Re-attending within 3 months - Adults	29	178	16.3%	15.8%	16.8%	16.0%
% of FP17s for the same patient ID Re-attending between 3 & 9 months - Children	312	433	72.1%	47.3%	47.7%	58.3%
% of FP17s for the same patient ID Re-attending between 3 & 9 months - Adults	96	178	53.9%	37.5%	38.2%	50.3%
% of FP17s for Band 1 Urgent Courses	29	572	5.1%	10.9%	10.6%	9.1%
% of FP17s Relating to Free Repair or Replacements	2	572	0.3%	0.5%	0.6%	0.8%
% of FP17s Relating to Continuations	13	572	2.3%	0.6%	0.8%	1.0%
% of Patients satisfied with the dentistry they have received	0	0	N/A	87.9%	89.3%	91.5%
% of Patients satisfied with the time they had to wait for an appointment	0	0	N/A	83.3%	84.4%	87.9%

* This is based on patients treated on this contract for their most recent course of treatment. Figures in italics indicate the base number of FP17s or Patient Questionnaire responses are less than 100. N/A is shown where the base number of responses is less than 10 during the period. % is calculated as Quantity/Base number*100

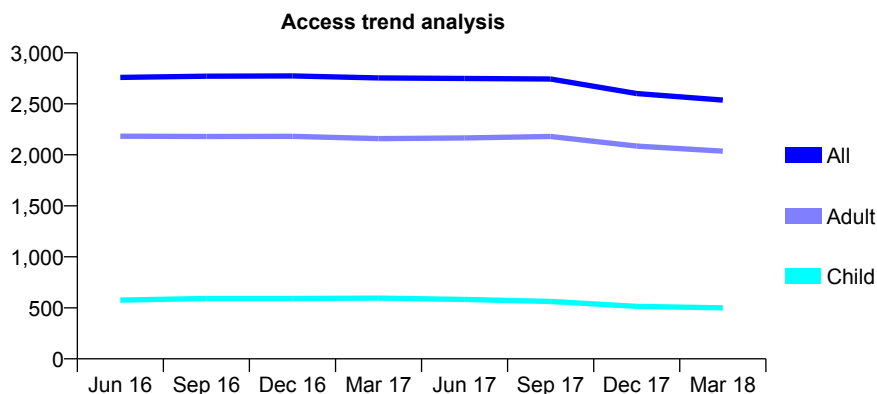
Q62 - Vital Signs At a Glance Contract Report for 938971/0001 - March 2018

Name or company name	The Keith Mount Dental Surgery
Contract type name	GDS Contract
Purpose of contract	General
Contract start date	01/04/2006
Contract end date	

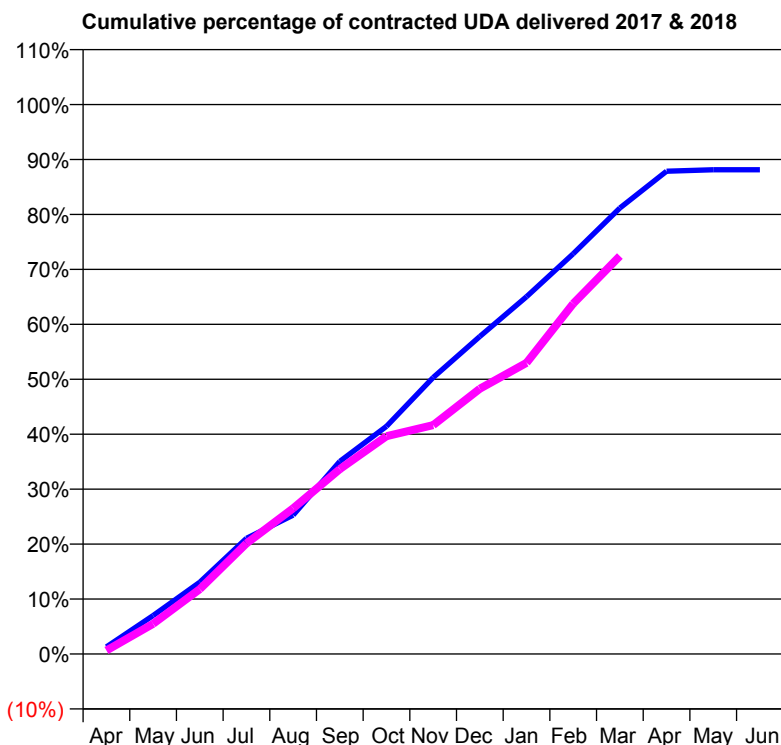
17/18 Contracted general activity (UDA)	8,757
Carry forward general activity (UDA)	0
17/18 Contracted orthodontic activity (UOA)	0
Carry forward orthodontic activity (UOA)	0
Baseline contract value	£205,499.11

ACCESS*

Patients seen in 24 months	Total	Change since previous quarter
Quarter ending March 2017	2,754	
Quarter ending June 2017	2,748	→
Quarter ending September 2017	2,743	→
Quarter ending December 2017	2,600	↓
Quarter ending March 2018	2,536	↓
Variance since March 2017	(7.9%)	↓



ACTIVITY



Month	Adjusted Scheduled Activity (UDA)	
	2017	2018
April	114	56
May	613	482
June	1,145	1,033
July	1,843	1,763
August	2,214	2,322
September	3,071	2,946
October	3,628	3,471
November	4,406	3,647
December	5,061	4,227
January	5,694	4,639
February	6,378	5,583
March	7,108	6,343
April	7,693	
May	7,718	
June	7,718	

QUALITY

	Quantity	Base Number	Contract	AT	Region	England
% of FP17s for the same patient ID Re-attending within 3 months - Children	48	549	8.7%	10.0%	11.5%	11.9%
% of FP17s for the same patient ID Re-attending within 3 months - Adults	394	2,314	17.0%	15.8%	16.8%	16.0%
% of FP17s for the same patient ID Re-attending between 3 & 9 months - Children	202	549	36.8%	47.3%	47.7%	58.3%
% of FP17s for the same patient ID Re-attending between 3 & 9 months - Adults	879	2,314	38.0%	37.5%	38.2%	50.3%
% of FP17s for Band 1 Urgent Courses	415	2,641	15.7%	10.9%	10.6%	9.1%
% of FP17s Relating to Free Repair or Replacements	7	2,641	0.3%	0.5%	0.6%	0.8%
% of FP17s Relating to Continuations	17	2,641	0.6%	0.6%	0.8%	1.0%
% of Patients satisfied with the dentistry they have received	4	4	N/A	87.9%	89.3%	91.5%
% of Patients satisfied with the time they had to wait for an appointment	4	4	N/A	83.3%	84.4%	87.9%

* This is based on patients treated on this contract for their most recent course of treatment. Figures in italics indicate the base number of FP17s or Patient Questionnaire responses are less than 100. N/A is shown where the base number of responses is less than 10 during the period. % is calculated as Quantity/Base number*100

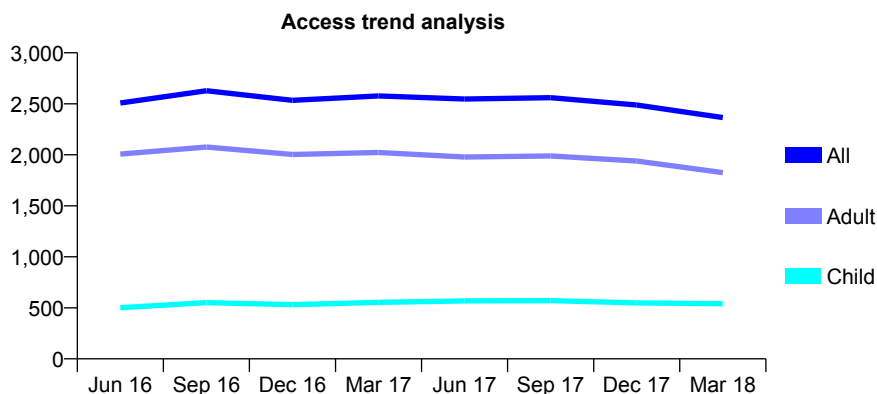
Q62 - Vital Signs At a Glance Contract Report for 939587/0001 - March 2018

Name or company name	MR SM AYOUN-BEY
Contract type name	GDS Contract
Purpose of contract	General
Contract start date	01/04/2006
Contract end date	

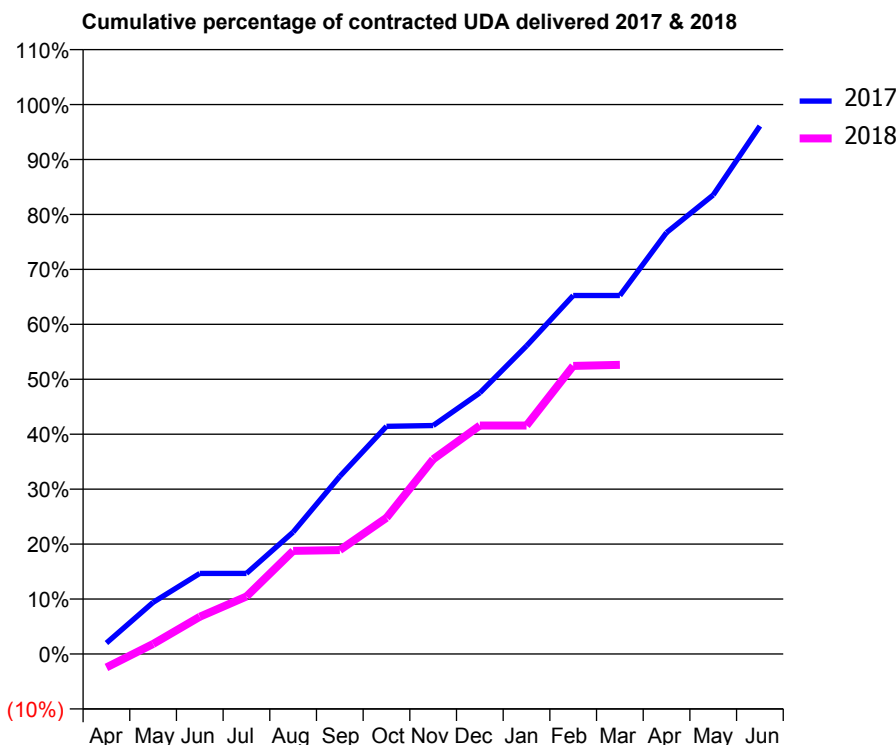
17/18 Contracted general activity (UDA)	9,179
Carry forward general activity (UDA)	359
17/18 Contracted orthodontic activity (UOA)	0
Carry forward orthodontic activity (UOA)	0
Baseline contract value	£317,363.36

ACCESS*

Patients seen in 24 months	Total	Change since previous quarter
Quarter ending March 2017	2,577	
Quarter ending June 2017	2,547	↓
Quarter ending September 2017	2,560	→
Quarter ending December 2017	2,488	↓
Quarter ending March 2018	2,366	↓
Variance since March 2017	(8.2%)	↓



ACTIVITY



Month	Adjusted Scheduled Activity (UDA)	
	2017	2018
April	184	-227
May	863	167
June	1,348	623
July	1,348	961
August	2,037	1,724
September	2,969	1,736
October	3,804	2,276
November	3,817	3,253
December	4,363	3,817
January	5,148	3,817
February	5,989	4,813
March	5,989	4,829
April	7,039	
May	7,669	
June	8,820	

QUALITY

	Quantity	Base Number	Contract	AT	Region	England
% of FP17s for the same patient ID Re-attending within 3 months - Children	52	650	8.0%	10.0%	11.5%	11.9%
% of FP17s for the same patient ID Re-attending within 3 months - Adults	193	1,877	10.3%	15.8%	16.8%	16.0%
% of FP17s for the same patient ID Re-attending between 3 & 9 months - Children	301	650	46.3%	47.3%	47.7%	58.3%
% of FP17s for the same patient ID Re-attending between 3 & 9 months - Adults	632	1,877	33.7%	37.5%	38.2%	50.3%
% of FP17s for Band 1 Urgent Courses	272	2,011	13.5%	10.9%	10.6%	9.1%
% of FP17s Relating to Free Repair or Replacements	6	2,011	0.3%	0.5%	0.6%	0.8%
% of FP17s Relating to Continuations	4	2,011	0.2%	0.6%	0.8%	1.0%
% of Patients satisfied with the dentistry they have received	1	1	N/A	87.9%	89.3%	91.5%
% of Patients satisfied with the time they had to wait for an appointment	1	1	N/A	83.3%	84.4%	87.9%

* This is based on patients treated on this contract for their most recent course of treatment. Figures in italics indicate the base number of FP17s or Patient Questionnaire responses are less than 100. N/A is shown where the base number of responses is less than 10 during the period. % is calculated as Quantity/Base number*100

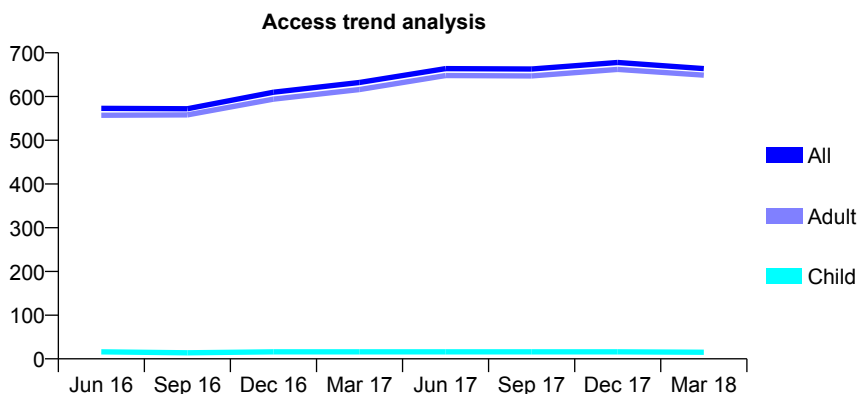
Q62 - Vital Signs At a Glance Contract Report for 939587/0003 - March 2018

Name or company name	MR SM AYIOUB-BEY
Contract type name	GDS Contract
Purpose of contract	General
Contract start date	01/02/2012
Contract end date	

17/18 Contracted general activity (UDA)	1,725
Carry forward general activity (UDA)	7
17/18 Contracted orthodontic activity (UOA)	0
Carry forward orthodontic activity (UOA)	0
Baseline contract value	£48,166.00

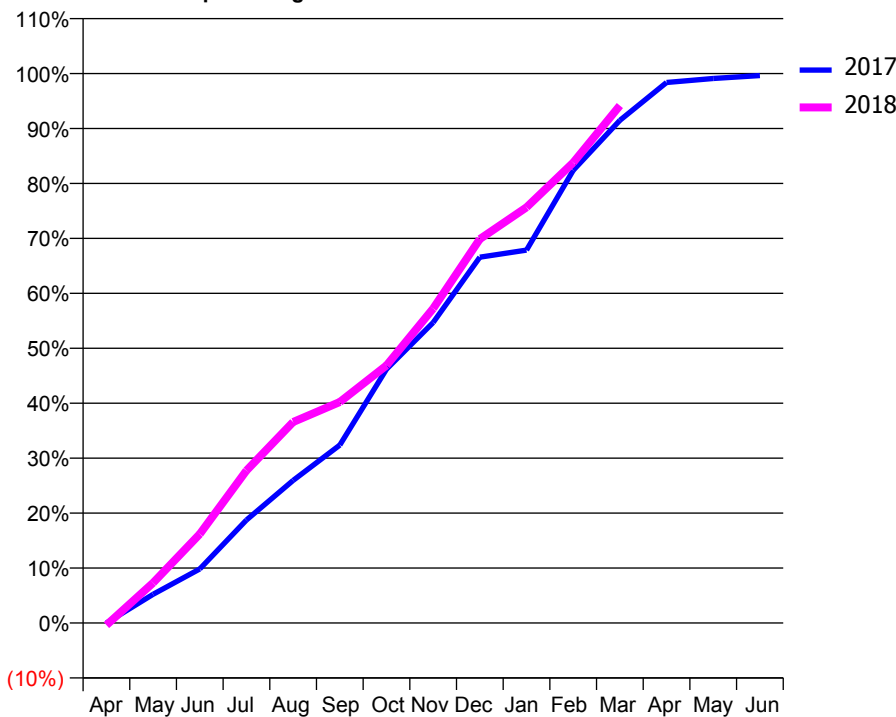
ACCESS*

Patients seen in 24 months	Total	Change since previous quarter
Quarter ending March 2017	632	
Quarter ending June 2017	664	↑
Quarter ending September 2017	663	→
Quarter ending December 2017	678	↑
Quarter ending March 2018	664	↓
Variance since March 2017	5.1%	↑



ACTIVITY

Cumulative percentage of contracted UDA delivered 2017 & 2018



QUALITY

	Quantity	Base Number	Contract	AT	Region	England
% of FP17s for the same patient ID Re-attending within 3 months - Children	0	12	0.0%	10.0%	11.5%	11.9%
% of FP17s for the same patient ID Re-attending within 3 months - Adults	58	573	10.1%	15.8%	16.8%	16.0%
% of FP17s for the same patient ID Re-attending between 3 & 9 months - Children	2	12	16.7%	47.3%	47.7%	58.3%
% of FP17s for the same patient ID Re-attending between 3 & 9 months - Adults	112	573	19.5%	37.5%	38.2%	50.3%
% of FP17s for Band 1 Urgent Courses	94	514	18.3%	10.9%	10.6%	9.1%
% of FP17s Relating to Free Repair or Replacements	1	514	0.2%	0.5%	0.6%	0.8%
% of FP17s Relating to Continuations	4	514	0.8%	0.6%	0.8%	1.0%
% of Patients satisfied with the dentistry they have received	0	0	N/A	87.9%	89.3%	91.5%
% of Patients satisfied with the time they had to wait for an appointment	0	0	N/A	83.3%	84.4%	87.9%

* This is based on patients treated on this contract for their most recent course of treatment. Figures in italics indicate the base number of FP17s or Patient Questionnaire responses are less than 100. N/A is shown where the base number of responses is less than 10 during the period. % is calculated as Quantity/Base number*100

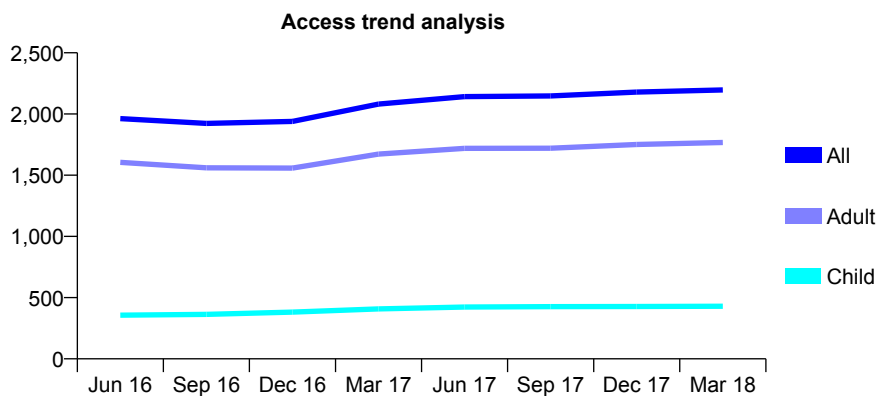
Q62 - Vital Signs At a Glance Contract Report for 939870/0001 - March 2018

Name or company name	MR B SHAH
Contract type name	GDS Contract
Purpose of contract	General
Contract start date	01/04/2006
Contract end date	

17/18 Contracted general activity (UDA)	6,000
Carry forward general activity (UDA)	0
17/18 Contracted orthodontic activity (UOA)	0
Carry forward orthodontic activity (UOA)	0
Baseline contract value	£157,217.53

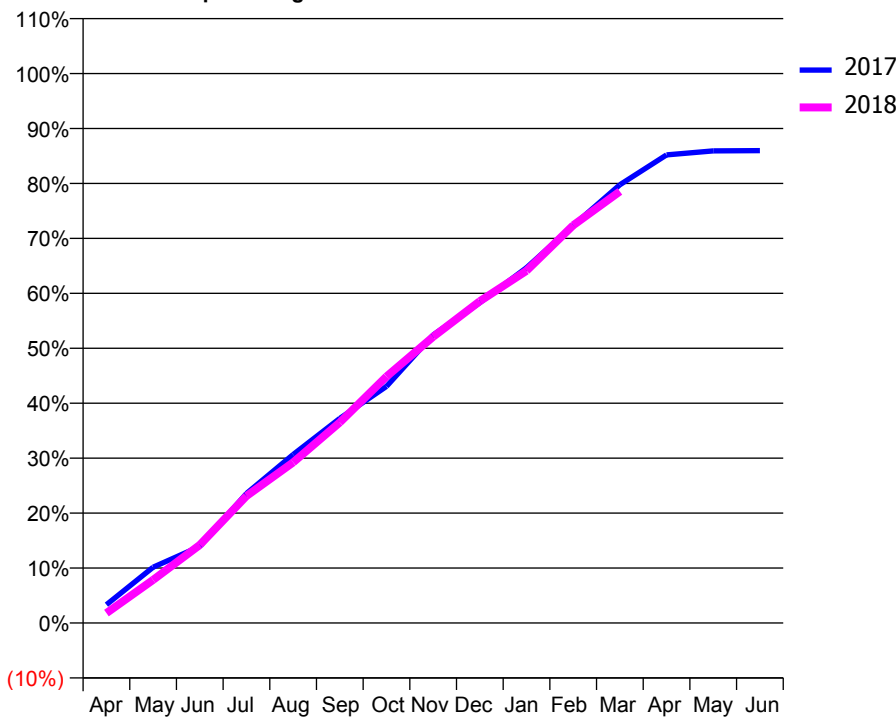
ACCESS*

Patients seen in 24 months	Total	Change since previous quarter
Quarter ending March 2017	2,081	
Quarter ending June 2017	2,142	↑
Quarter ending September 2017	2,148	→
Quarter ending December 2017	2,179	→
Quarter ending March 2018	2,197	→
Variance since March 2017	5.6%	↑



ACTIVITY

Cumulative percentage of contracted UDA delivered 2017 & 2018



Month	Adjusted Scheduled Activity (UDA)	
	2017	2018
April	200	109
May	610	471
June	837	853
July	1,414	1,387
August	1,840	1,754
September	2,234	2,191
October	2,584	2,691
November	3,145	3,126
December	3,498	3,514
January	3,879	3,846
February	4,342	4,342
March	4,786	4,713
April	5,111	
May	5,155	
June	5,158	

QUALITY

	Quantity	Base Number	Contract	AT	Region	England
% of FP17s for the same patient ID Re-attending within 3 months - Children	11	451	2.4%	10.0%	11.5%	11.9%
% of FP17s for the same patient ID Re-attending within 3 months - Adults	131	1,722	7.6%	15.8%	16.8%	16.0%
% of FP17s for the same patient ID Re-attending between 3 & 9 months - Children	192	451	42.6%	47.3%	47.7%	58.3%
% of FP17s for the same patient ID Re-attending between 3 & 9 months - Adults	563	1,722	32.7%	37.5%	38.2%	50.3%
% of FP17s for Band 1 Urgent Courses	75	1,695	4.4%	10.9%	10.6%	9.1%
% of FP17s Relating to Free Repair or Replacements	18	1,695	1.1%	0.5%	0.6%	0.8%
% of FP17s Relating to Continuations	4	1,695	0.2%	0.6%	0.8%	1.0%
% of Patients satisfied with the dentistry they have received	1	1	N/A	87.9%	89.3%	91.5%
% of Patients satisfied with the time they had to wait for an appointment	1	1	N/A	83.3%	84.4%	87.9%

* This is based on patients treated on this contract for their most recent course of treatment. Figures in italics indicate the base number of FP17s or Patient Questionnaire responses are less than 100. N/A is shown where the base number of responses is less than 10 during the period. % is calculated as Quantity/Base number*100

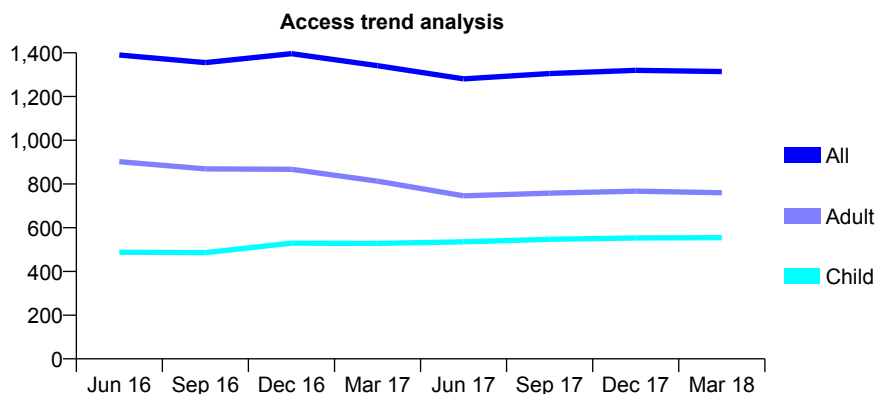
Q62 - Vital Signs At a Glance Contract Report for 941077/0001 - March 2018

Name or company name	Mr Jason Lai and Mr Gregory Lai
Contract type name	GDS Contract
Purpose of contract	General
Contract start date	01/04/2008
Contract end date	

17/18 Contracted general activity (UDA)	8,354
Carry forward general activity (UDA)	-128
17/18 Contracted orthodontic activity (UOA)	0
Carry forward orthodontic activity (UOA)	0
Baseline contract value	£270,198.97

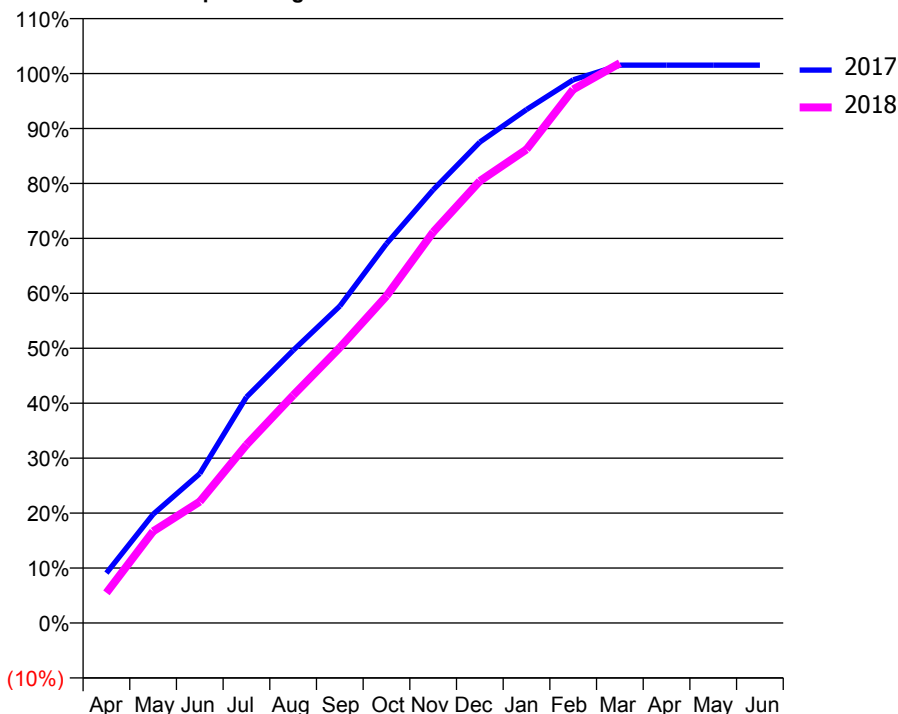
ACCESS*

Patients seen in 24 months	Total	Change since previous quarter
Quarter ending March 2017	1,341	
Quarter ending June 2017	1,281	↓
Quarter ending September 2017	1,305	→
Quarter ending December 2017	1,320	→
Quarter ending March 2018	1,314	→
Variance since March 2017	(2.0%)	↓



ACTIVITY

Cumulative percentage of contracted UDA delivered 2017 & 2018



Month	Adjusted Scheduled Activity (UDA)	
	2017	2018
April	759	458
May	1,653	1,394
June	2,271	1,847
July	3,434	2,710
August	4,144	3,462
September	4,817	4,187
October	5,766	4,973
November	6,585	5,942
December	7,311	6,720
January	7,806	7,200
February	8,258	8,112
March	8,481	8,512
April	8,482	
May	8,482	
June	8,482	

QUALITY

	Quantity	Base Number	Contract	AT	Region	England
% of FP17s for the same patient ID Re-attending within 3 months - Children	23	533	4.3%	10.0%	11.5%	11.9%
% of FP17s for the same patient ID Re-attending within 3 months - Adults	63	720	8.8%	15.8%	16.8%	16.0%
% of FP17s for the same patient ID Re-attending between 3 & 9 months - Children	144	533	27.0%	47.3%	47.7%	58.3%
% of FP17s for the same patient ID Re-attending between 3 & 9 months - Adults	210	720	29.2%	37.5%	38.2%	50.3%
% of FP17s for Band 1 Urgent Courses	82	1,252	6.5%	10.9%	10.6%	9.1%
% of FP17s Relating to Free Repair or Replacements	4	1,252	0.3%	0.5%	0.6%	0.8%
% of FP17s Relating to Continuations	10	1,252	0.8%	0.6%	0.8%	1.0%
% of Patients satisfied with the dentistry they have received	1	1	N/A	87.9%	89.3%	91.5%
% of Patients satisfied with the time they had to wait for an appointment	1	1	N/A	83.3%	84.4%	87.9%

* This is based on patients treated on this contract for their most recent course of treatment. Figures in italics indicate the base number of FP17s or Patient Questionnaire responses are less than 100. N/A is shown where the base number of responses is less than 10 during the period. % is calculated as Quantity/Base number*100

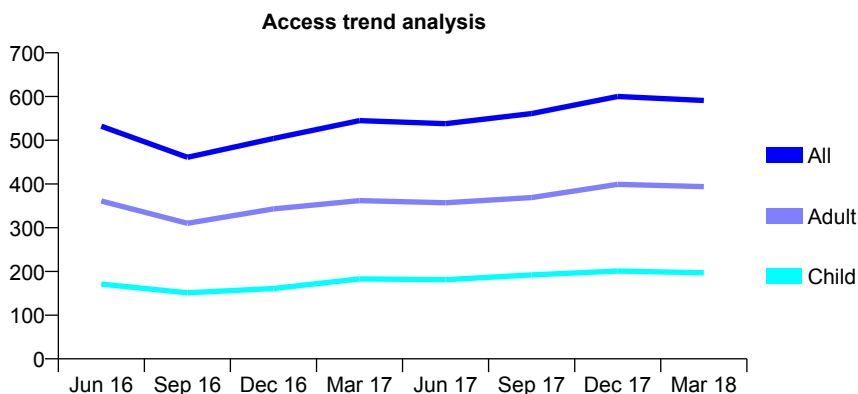
Q62 - Vital Signs At a Glance Contract Report for 941077/0002 - March 2018

Name or company name	Mr Jason Lai and Mr Gregory Lai
Contract type name	GDS Contract
Purpose of contract	General
Contract start date	21/01/2010
Contract end date	

17/18 Contracted general activity (UDA)	3,527
Carry forward general activity (UDA)	-11
17/18 Contracted orthodontic activity (UOA)	0
Carry forward orthodontic activity (UOA)	0
Baseline contract value	£77,470.54

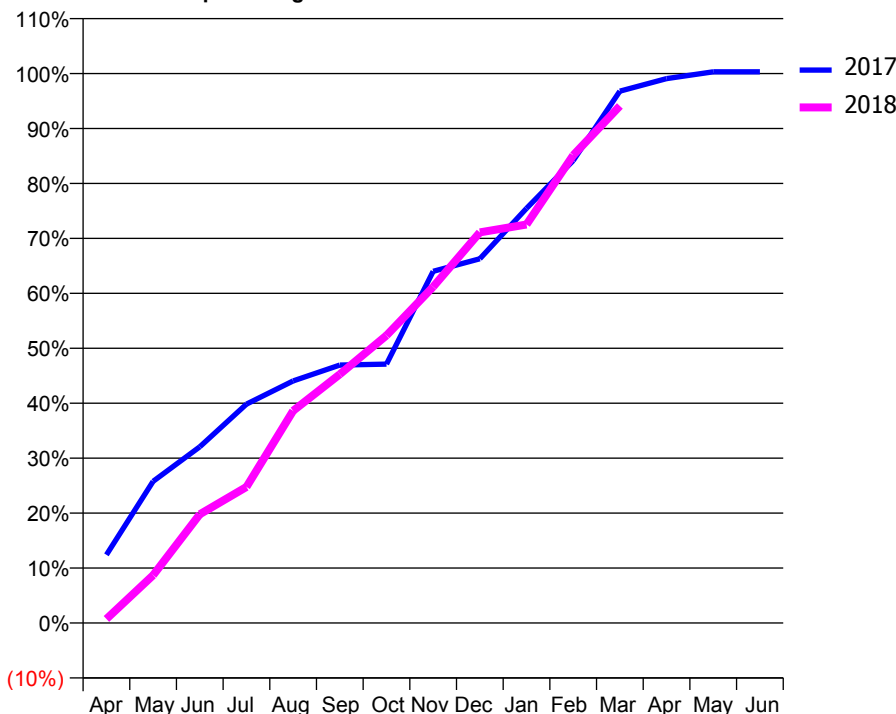
ACCESS*

Patients seen in 24 months	Total	Change since previous quarter
Quarter ending March 2017	545	
Quarter ending June 2017	538	↓
Quarter ending September 2017	561	↑
Quarter ending December 2017	600	↑
Quarter ending March 2018	591	↓
Variance since March 2017	8.4%	↑



ACTIVITY

Cumulative percentage of contracted UDA delivered 2017 & 2018



Month	Adjusted Scheduled Activity (UDA)	
	2017	2018
April	438	26
May	909	307
June	1,131	698
July	1,405	874
August	1,554	1,362
September	1,656	1,597
October	1,662	1,845
November	2,257	2,158
December	2,338	2,508
January	2,661	2,558
February	2,968	3,002
March	3,413	3,319
April	3,494	
May	3,538	
June	3,538	

QUALITY

	Quantity	Base Number	Contract	AT	Region	England
% of FP17s for the same patient ID Re-attending within 3 months - Children	7	274	2.6%	10.0%	11.5%	11.9%
% of FP17s for the same patient ID Re-attending within 3 months - Adults	37	468	7.9%	15.8%	16.8%	16.0%
% of FP17s for the same patient ID Re-attending between 3 & 9 months - Children	155	274	56.6%	47.3%	47.7%	58.3%
% of FP17s for the same patient ID Re-attending between 3 & 9 months - Adults	237	468	50.6%	37.5%	38.2%	50.3%
% of FP17s for Band 1 Urgent Courses	40	715	5.6%	10.9%	10.6%	9.1%
% of FP17s Relating to Free Repair or Replacements	0	715	0.0%	0.5%	0.6%	0.8%
% of FP17s Relating to Continuations	4	715	0.6%	0.6%	0.8%	1.0%
% of Patients satisfied with the dentistry they have received	0	0	N/A	87.9%	89.3%	91.5%
% of Patients satisfied with the time they had to wait for an appointment	0	0	N/A	83.3%	84.4%	87.9%

* This is based on patients treated on this contract for their most recent course of treatment. Figures in italics indicate the base number of FP17s or Patient Questionnaire responses are less than 100. N/A is shown where the base number of responses is less than 10 during the period. % is calculated as Quantity/Base number*100

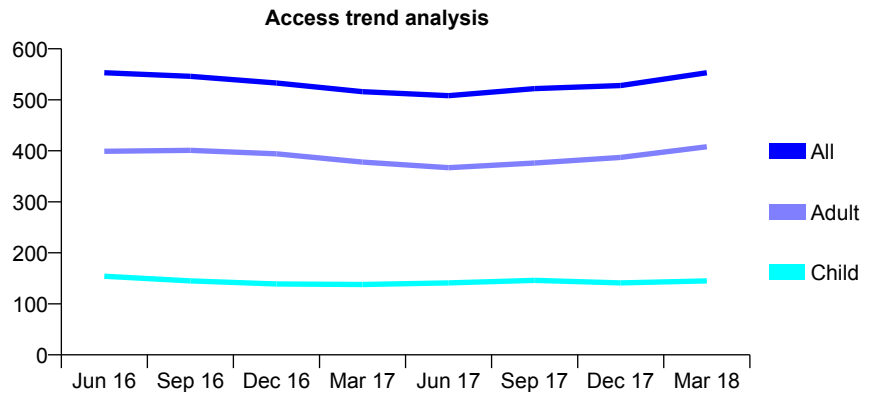
Q62 - Vital Signs At a Glance Contract Report for 941298/0001 - March 2018

Name or company name	MR K NIRMALATHASAN
Contract type name	GDS Contract
Purpose of contract	General
Contract start date	01/04/2006
Contract end date	

17/18 Contracted general activity (UDA)	2,381
Carry forward general activity (UDA)	0
17/18 Contracted orthodontic activity (UOA)	0
Carry forward orthodontic activity (UOA)	0
Baseline contract value	£73,656.05

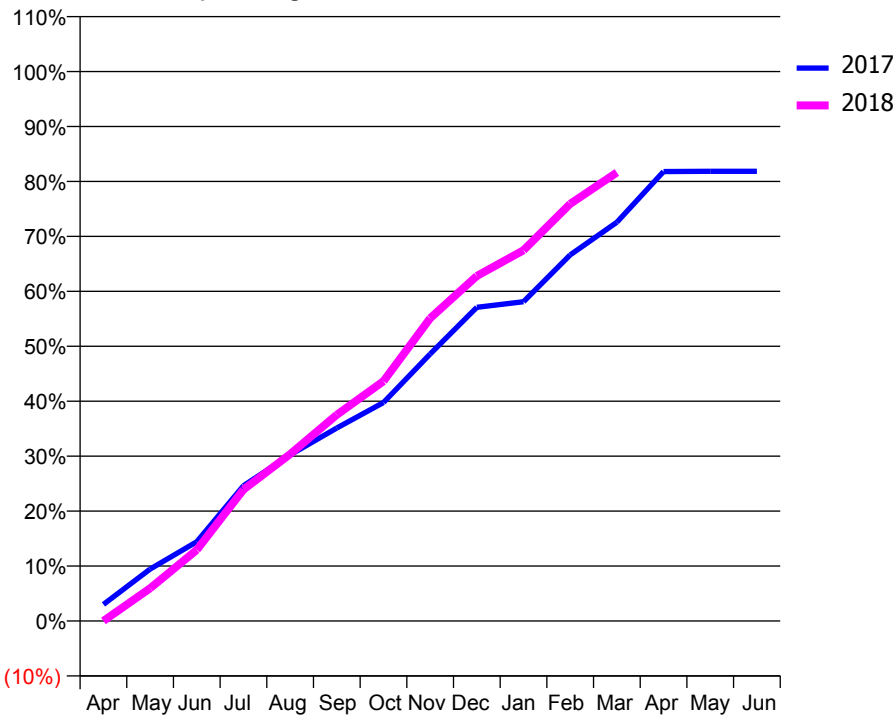
ACCESS*

Patients seen in 24 months	Total	Change since previous quarter
Quarter ending March 2017	516	
Quarter ending June 2017	508	↓
Quarter ending September 2017	522	↑
Quarter ending December 2017	528	→
Quarter ending March 2018	553	↑
Variance since March 2017	7.2%	↑



ACTIVITY

Cumulative percentage of contracted UDA delivered 2017 & 2018



Month	Adjusted Scheduled Activity (UDA)	
	2017	2018
April	72	0
May	225	142
June	343	308
July	586	570
August	719	723
September	837	893
October	947	1,039
November	1,157	1,312
December	1,359	1,495
January	1,384	1,607
February	1,586	1,808
March	1,728	1,943
April	1,947	
May	1,949	
June	1,949	

QUALITY

	Quantity	Base Number	Contract	AT	Region	England
% of FP17s for the same patient ID Re-attending within 3 months - Children	8	175	4.6%	10.0%	11.5%	11.9%
% of FP17s for the same patient ID Re-attending within 3 months - Adults	104	505	20.6%	15.8%	16.8%	16.0%
% of FP17s for the same patient ID Re-attending between 3 & 9 months - Children	85	175	48.6%	47.3%	47.7%	58.3%
% of FP17s for the same patient ID Re-attending between 3 & 9 months - Adults	198	505	39.2%	37.5%	38.2%	50.3%
% of FP17s for Band 1 Urgent Courses	88	617	14.3%	10.9%	10.6%	9.1%
% of FP17s Relating to Free Repair or Replacements	0	617	0.0%	0.5%	0.6%	0.8%
% of FP17s Relating to Continuations	3	617	0.5%	0.6%	0.8%	1.0%
% of Patients satisfied with the dentistry they have received	1	2	N/A	87.9%	89.3%	91.5%
% of Patients satisfied with the time they had to wait for an appointment	1	2	N/A	83.3%	84.4%	87.9%

* This is based on patients treated on this contract for their most recent course of treatment. Figures in italics indicate the base number of FP17s or Patient Questionnaire responses are less than 100. N/A is shown where the base number of responses is less than 10 during the period. % is calculated as Quantity/Base number*100

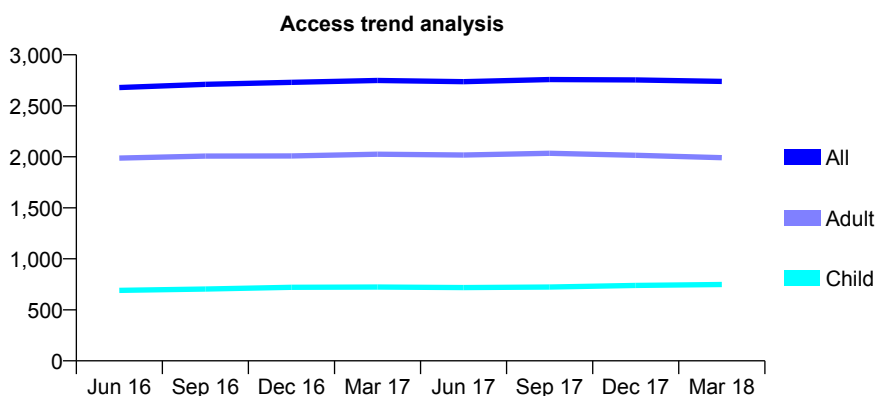
Q62 - Vital Signs At a Glance Contract Report for 942073/0001 - March 2018

Name or company name	MRS HK KALSI
Contract type name	GDS Contract
Purpose of contract	General
Contract start date	01/04/2006
Contract end date	

17/18 Contracted general activity (UDA)	6,347
Carry forward general activity (UDA)	-51
17/18 Contracted orthodontic activity (UOA)	0
Carry forward orthodontic activity (UOA)	0
Baseline contract value	£219,088.95

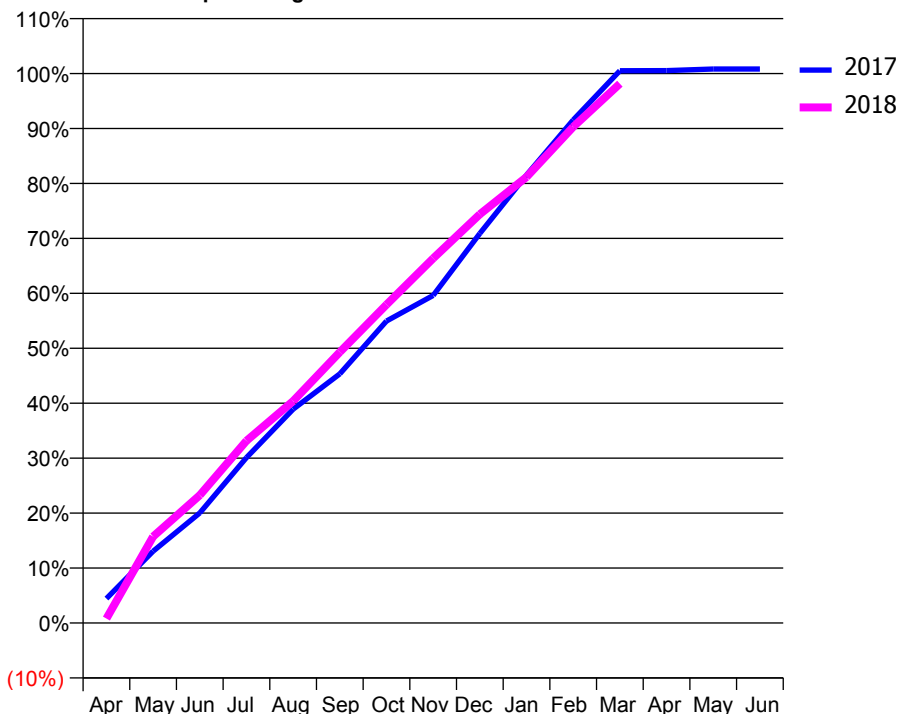
ACCESS*

Patients seen in 24 months	Total	Change since previous quarter
Quarter ending March 2017	2,749	
Quarter ending June 2017	2,736	→
Quarter ending September 2017	2,758	→
Quarter ending December 2017	2,754	→
Quarter ending March 2018	2,739	→
Variance since March 2017	(0.4%)	→



ACTIVITY

Cumulative percentage of contracted UDA delivered 2017 & 2018



Month	Adjusted Scheduled Activity (UDA)	
	2017	2018
April	282	51
May	829	999
June	1,272	1,476
July	1,911	2,105
August	2,469	2,564
September	2,878	3,129
October	3,487	3,678
November	3,783	4,211
December	4,500	4,722
January	5,174	5,152
February	5,810	5,731
March	6,379	6,230
April	6,380	
May	6,398	
June	6,398	

QUALITY

	Quantity	Base Number	Contract	AT	Region	England
% of FP17s for the same patient ID Re-attending within 3 months - Children	90	943	9.5%	10.0%	11.5%	11.9%
% of FP17s for the same patient ID Re-attending within 3 months - Adults	294	2,277	12.9%	15.8%	16.8%	16.0%
% of FP17s for the same patient ID Re-attending between 3 & 9 months - Children	467	943	49.5%	47.3%	47.7%	58.3%
% of FP17s for the same patient ID Re-attending between 3 & 9 months - Adults	1,101	2,277	48.4%	37.5%	38.2%	50.3%
% of FP17s for Band 1 Urgent Courses	301	3,206	9.4%	10.9%	10.6%	9.1%
% of FP17s Relating to Free Repair or Replacements	29	3,206	0.9%	0.5%	0.6%	0.8%
% of FP17s Relating to Continuations	9	3,206	0.3%	0.6%	0.8%	1.0%
% of Patients satisfied with the dentistry they have received	3	3	N/A	87.9%	89.3%	91.5%
% of Patients satisfied with the time they had to wait for an appointment	3	3	N/A	83.3%	84.4%	87.9%

* This is based on patients treated on this contract for their most recent course of treatment. Figures in italics indicate the base number of FP17s or Patient Questionnaire responses are less than 100. N/A is shown where the base number of responses is less than 10 during the period. % is calculated as Quantity/Base number*100

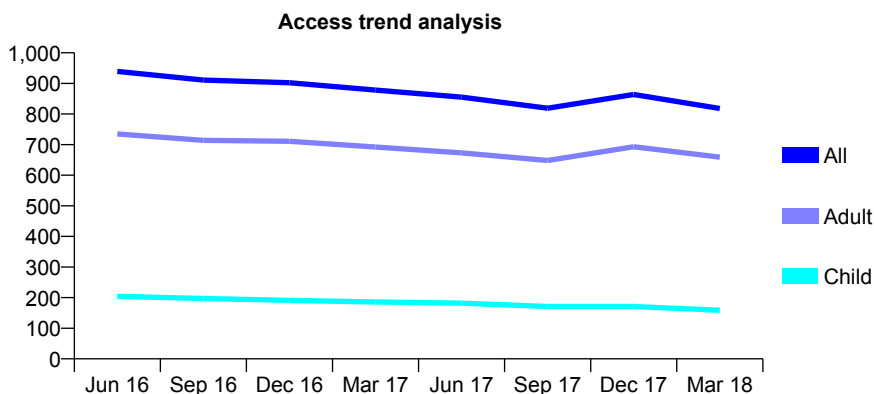
Q62 - Vital Signs At a Glance Contract Report for 943916/0001 - March 2018

Name or company name	MR DN LI TAI LEONG
Contract type name	GDS Contract
Purpose of contract	General
Contract start date	04/07/2006
Contract end date	

17/18 Contracted general activity (UDA)	7,406
Carry forward general activity (UDA)	-106
17/18 Contracted orthodontic activity (UOA)	0
Carry forward orthodontic activity (UOA)	0
Baseline contract value	£239,231.03

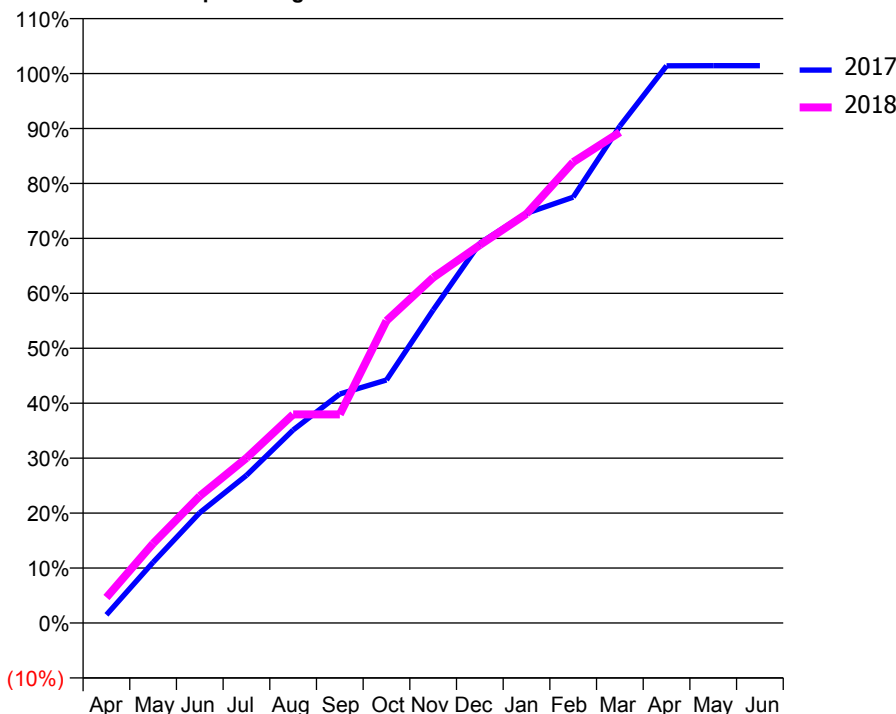
ACCESS*

Patients seen in 24 months	Total	Change since previous quarter
Quarter ending March 2017	878	
Quarter ending June 2017	855	↓
Quarter ending September 2017	819	↓
Quarter ending December 2017	864	↑
Quarter ending March 2018	818	↓
Variance since March 2017	(6.8%)	↓



ACTIVITY

Cumulative percentage of contracted UDA delivered 2017 & 2018



Month	Adjusted Scheduled Activity (UDA)	
	2017	2018
April	110	345
May	819	1,072
June	1,487	1,712
July	1,990	2,224
August	2,601	2,812
September	3,086	2,812
October	3,276	4,074
November	4,219	4,656
December	5,119	5,095
January	5,522	5,515
February	5,740	6,212
March	6,697	6,614
April	7,509	
May	7,512	
June	7,512	

QUALITY

	Quantity	Base Number	Contract	AT	Region	England
% of FP17s for the same patient ID Re-attending within 3 months - Children	0	160	0.0%	10.0%	11.5%	11.9%
% of FP17s for the same patient ID Re-attending within 3 months - Adults	4	782	0.5%	15.8%	16.8%	16.0%
% of FP17s for the same patient ID Re-attending between 3 & 9 months - Children	51	160	31.9%	47.3%	47.7%	58.3%
% of FP17s for the same patient ID Re-attending between 3 & 9 months - Adults	463	782	59.2%	37.5%	38.2%	50.3%
% of FP17s for Band 1 Urgent Courses	0	831	0.0%	10.9%	10.6%	9.1%
% of FP17s Relating to Free Repair or Replacements	2	831	0.2%	0.5%	0.6%	0.8%
% of FP17s Relating to Continuations	0	831	0.0%	0.6%	0.8%	1.0%
% of Patients satisfied with the dentistry they have received	1	1	N/A	87.9%	89.3%	91.5%
% of Patients satisfied with the time they had to wait for an appointment	0	1	N/A	83.3%	84.4%	87.9%

* This is based on patients treated on this contract for their most recent course of treatment. Figures in italics indicate the base number of FP17s or Patient Questionnaire responses are less than 100. N/A is shown where the base number of responses is less than 10 during the period. % is calculated as Quantity/Base number*100

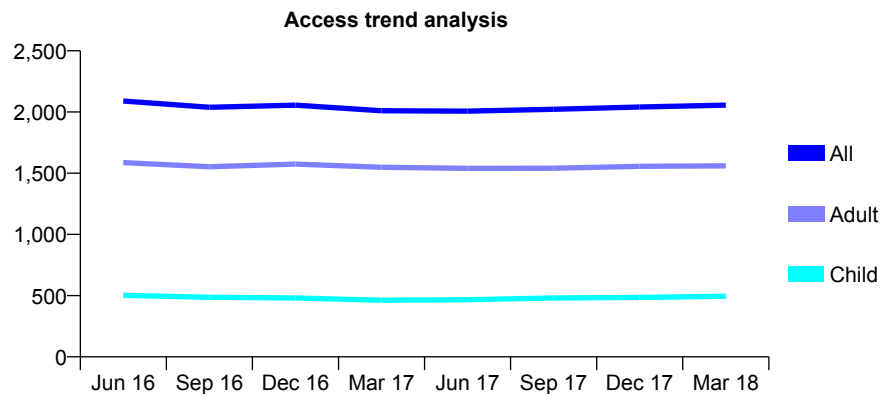
Q62 - Vital Signs At a Glance Contract Report for 944408/0001 - March 2018

Name or company name	MR A JESSA
Contract type name	GDS Contract
Purpose of contract	General
Contract start date	01/04/2006
Contract end date	

17/18 Contracted general activity (UDA)	7,897
Carry forward general activity (UDA)	0
17/18 Contracted orthodontic activity (UOA)	0
Carry forward orthodontic activity (UOA)	0
Baseline contract value	£235,944.83

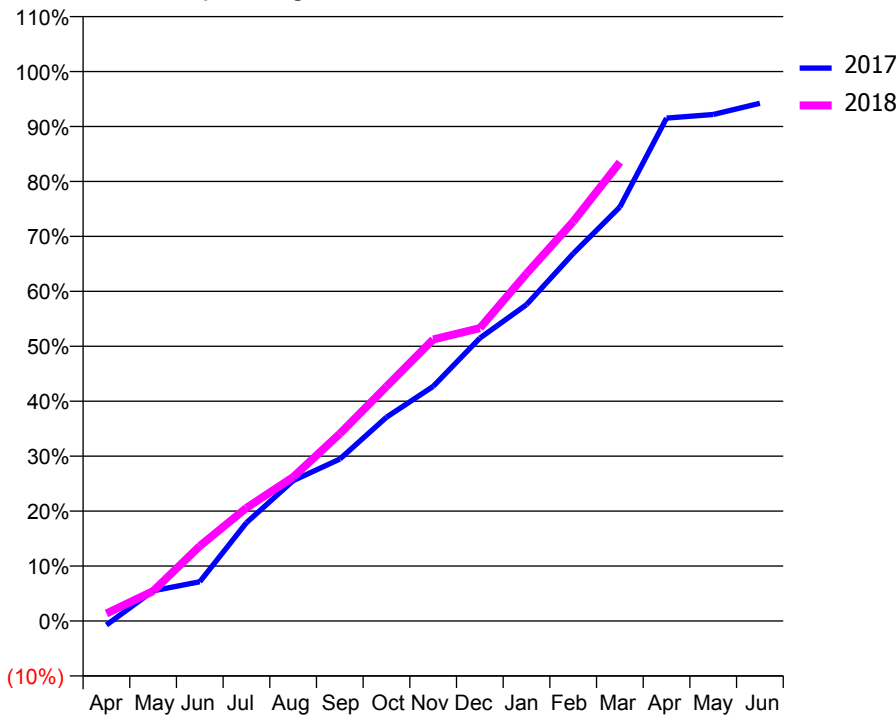
ACCESS*

Patients seen in 24 months	Total	Change since previous quarter
Quarter ending March 2017	2,010	
Quarter ending June 2017	2,007	→
Quarter ending September 2017	2,022	→
Quarter ending December 2017	2,041	→
Quarter ending March 2018	2,056	→
Variance since March 2017	2.3%	↑



ACTIVITY

Cumulative percentage of contracted UDA delivered 2017 & 2018



Month	Adjusted Scheduled Activity (UDA)	
	2017	2018
April	-58	108
May	433	430
June	565	1,078
July	1,413	1,625
August	2,016	2,069
September	2,328	2,691
October	2,929	3,371
November	3,372	4,046
December	4,065	4,209
January	4,547	4,994
February	5,280	5,740
March	5,949	6,592
April	7,228	
May	7,279	
June	7,440	

QUALITY

	Quantity	Base Number	Contract	AT	Region	England
% of FP17s for the same patient ID Re-attending within 3 months - Children	48	678	7.1%	10.0%	11.5%	11.9%
% of FP17s for the same patient ID Re-attending within 3 months - Adults	281	1,717	16.4%	15.8%	16.8%	16.0%
% of FP17s for the same patient ID Re-attending between 3 & 9 months - Children	299	678	44.1%	47.3%	47.7%	58.3%
% of FP17s for the same patient ID Re-attending between 3 & 9 months - Adults	540	1,717	31.5%	37.5%	38.2%	50.3%
% of FP17s for Band 1 Urgent Courses	267	2,141	12.5%	10.9%	10.6%	9.1%
% of FP17s Relating to Free Repair or Replacements	9	2,141	0.4%	0.5%	0.6%	0.8%
% of FP17s Relating to Continuations	16	2,141	0.7%	0.6%	0.8%	1.0%
% of Patients satisfied with the dentistry they have received	1	3	N/A	87.9%	89.3%	91.5%
% of Patients satisfied with the time they had to wait for an appointment	1	3	N/A	83.3%	84.4%	87.9%

* This is based on patients treated on this contract for their most recent course of treatment. Figures in italics indicate the base number of FP17s or Patient Questionnaire responses are less than 100. N/A is shown where the base number of responses is less than 10 during the period. % is calculated as Quantity/Base number*100

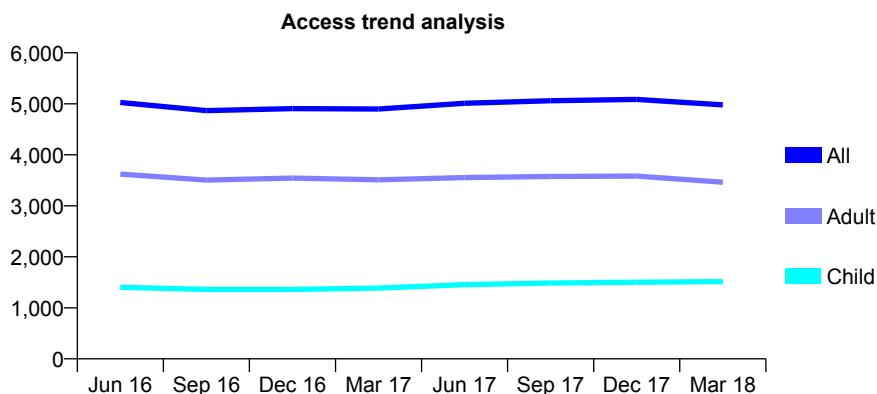
Q62 - Vital Signs At a Glance Contract Report for 944408/0003 - March 2018

Name or company name	MR A JESSA
Contract type name	GDS Contract
Purpose of contract	General
Contract start date	01/04/2011
Contract end date	

17/18 Contracted general activity (UDA)	18,263
Carry forward general activity (UDA)	-353
17/18 Contracted orthodontic activity (UOA)	0
Carry forward orthodontic activity (UOA)	0
Baseline contract value	£521,890.43

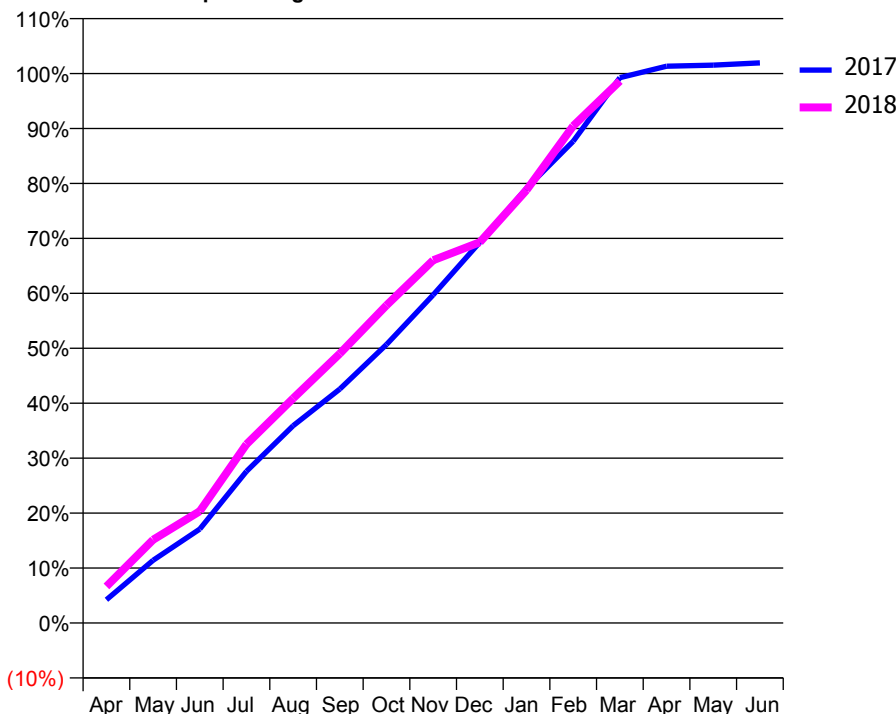
ACCESS*

Patients seen in 24 months	Total	Change since previous quarter
Quarter ending March 2017	4,897	
Quarter ending June 2017	5,010	↑
Quarter ending September 2017	5,061	→
Quarter ending December 2017	5,085	→
Quarter ending March 2018	4,978	↓
Variance since March 2017	1.7%	→



ACTIVITY

Cumulative percentage of contracted UDA delivered 2017 & 2018



Month	Adjusted Scheduled Activity (UDA)	
	2017	2018
April	772	1,216
May	2,085	2,766
June	3,121	3,715
July	5,043	5,939
August	6,557	7,468
September	7,777	8,955
October	9,256	10,557
November	10,904	12,057
December	12,653	12,653
January	14,449	14,390
February	16,010	16,520
March	18,126	18,014
April	18,506	
May	18,542	
June	18,616	

QUALITY

	Quantity	Base Number	Contract	AT	Region	England
% of FP17s for the same patient ID Re-attending within 3 months - Children	168	2,026	8.3%	10.0%	11.5%	11.9%
% of FP17s for the same patient ID Re-attending within 3 months - Adults	572	3,856	14.8%	15.8%	16.8%	16.0%
% of FP17s for the same patient ID Re-attending between 3 & 9 months - Children	886	2,026	43.7%	47.3%	47.7%	58.3%
% of FP17s for the same patient ID Re-attending between 3 & 9 months - Adults	1,254	3,856	32.5%	37.5%	38.2%	50.3%
% of FP17s for Band 1 Urgent Courses	478	5,692	8.4%	10.9%	10.6%	9.1%
% of FP17s Relating to Free Repair or Replacements	56	5,692	1.0%	0.5%	0.6%	0.8%
% of FP17s Relating to Continuations	79	5,692	1.4%	0.6%	0.8%	1.0%
% of Patients satisfied with the dentistry they have received	2	2	N/A	87.9%	89.3%	91.5%
% of Patients satisfied with the time they had to wait for an appointment	2	2	N/A	83.3%	84.4%	87.9%

* This is based on patients treated on this contract for their most recent course of treatment. Figures in italics indicate the base number of FP17s or Patient Questionnaire responses are less than 100. N/A is shown where the base number of responses is less than 10 during the period. % is calculated as Quantity/Base number*100

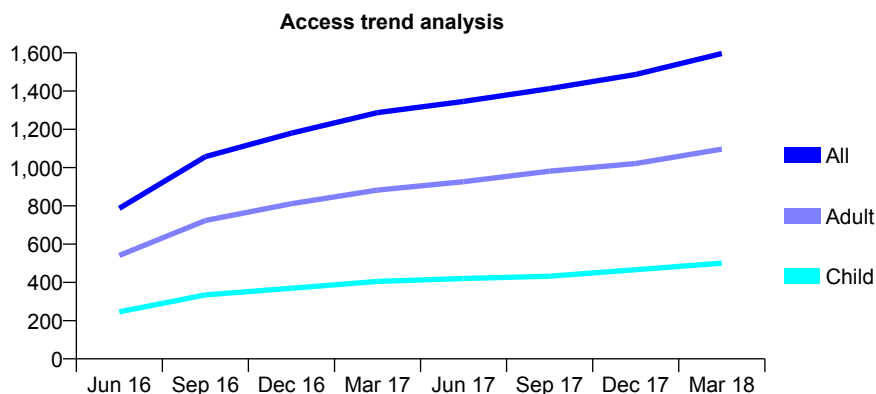
Q62 - Vital Signs At a Glance Contract Report for 944408/0005 - March 2018

Name or company name	MR A JESSA
Contract type name	GDS Contract
Purpose of contract	General
Contract start date	01/04/2015
Contract end date	

17/18 Contracted general activity (UDA)	5,000
Carry forward general activity (UDA)	-71
17/18 Contracted orthodontic activity (UOA)	0
Carry forward orthodontic activity (UOA)	0
Baseline contract value	£112,879.35

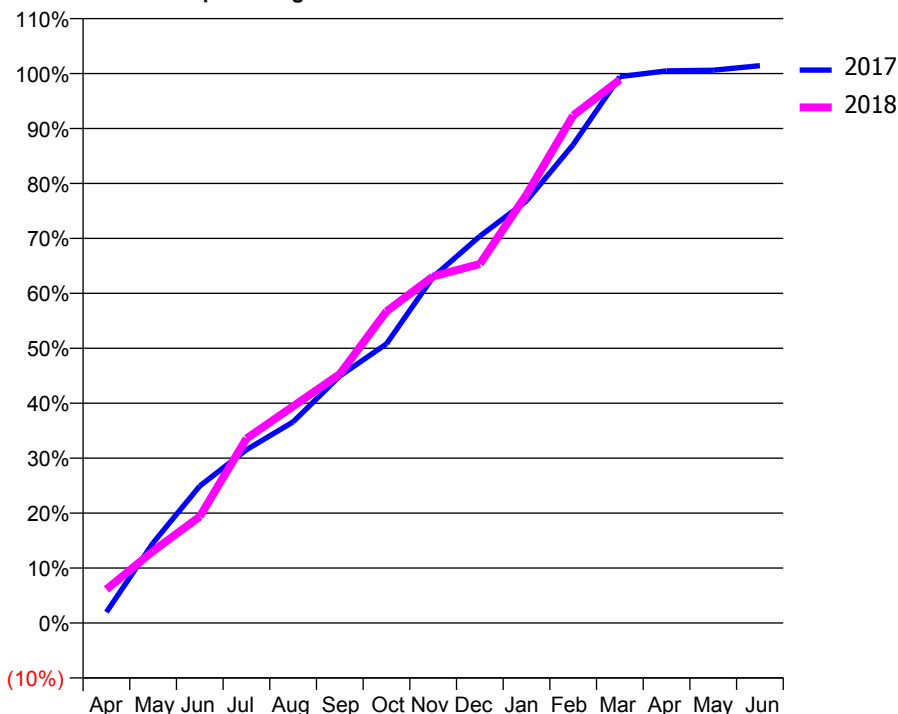
ACCESS*

Patients seen in 24 months	Total	Change since previous quarter
Quarter ending March 2017	1,287	
Quarter ending June 2017	1,346	↑
Quarter ending September 2017	1,413	↑
Quarter ending December 2017	1,487	↑
Quarter ending March 2018	1,596	↑
Variance since March 2017	24.0%	↑



ACTIVITY

Cumulative percentage of contracted UDA delivered 2017 & 2018



Month	Adjusted Scheduled Activity (UDA)	
	2017	2018
April	99	306
May	730	654
June	1,247	968
July	1,577	1,679
August	1,830	1,972
September	2,248	2,266
October	2,540	2,836
November	3,149	3,154
December	3,519	3,267
January	3,841	3,899
February	4,353	4,619
March	4,971	4,943
April	5,024	
May	5,030	
June	5,071	

QUALITY

	Quantity	Base Number	Contract	AT	Region	England
% of FP17s for the same patient ID Re-attending within 3 months - Children	15	586	2.6%	10.0%	11.5%	11.9%
% of FP17s for the same patient ID Re-attending within 3 months - Adults	92	1,113	8.3%	15.8%	16.8%	16.0%
% of FP17s for the same patient ID Re-attending between 3 & 9 months - Children	148	586	25.3%	47.3%	47.7%	58.3%
% of FP17s for the same patient ID Re-attending between 3 & 9 months - Adults	205	1,113	18.4%	37.5%	38.2%	50.3%
% of FP17s for Band 1 Urgent Courses	72	1,661	4.3%	10.9%	10.6%	9.1%
% of FP17s Relating to Free Repair or Replacements	15	1,661	0.9%	0.5%	0.6%	0.8%
% of FP17s Relating to Continuations	14	1,661	0.8%	0.6%	0.8%	1.0%
% of Patients satisfied with the dentistry they have received	1	1	N/A	87.9%	89.3%	91.5%
% of Patients satisfied with the time they had to wait for an appointment	1	1	N/A	83.3%	84.4%	87.9%

* This is based on patients treated on this contract for their most recent course of treatment. Figures in italics indicate the base number of FP17s or Patient Questionnaire responses are less than 100. N/A is shown where the base number of responses is less than 10 during the period. % is calculated as Quantity/Base number*100

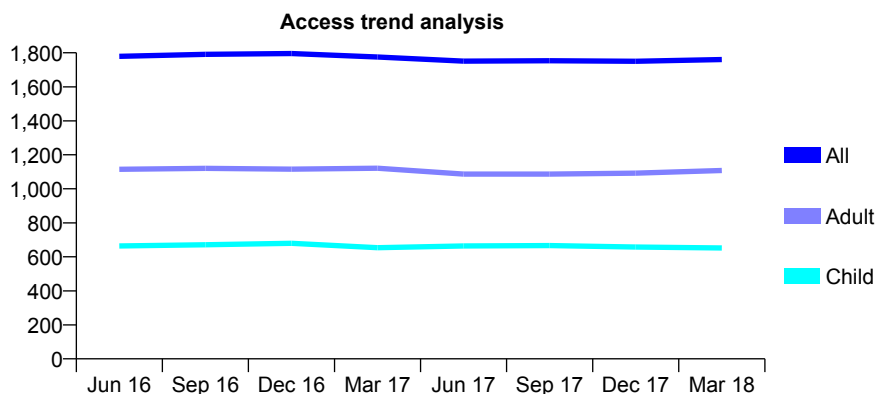
Q62 - Vital Signs At a Glance Contract Report for 949329/0001 - March 2018

Name or company name	MISS H KHALIQ
Contract type name	GDS Contract
Purpose of contract	General
Contract start date	01/04/2006
Contract end date	

17/18 Contracted general activity (UDA)	2,999
Carry forward general activity (UDA)	-25
17/18 Contracted orthodontic activity (UOA)	0
Carry forward orthodontic activity (UOA)	0
Baseline contract value	£83,201.66

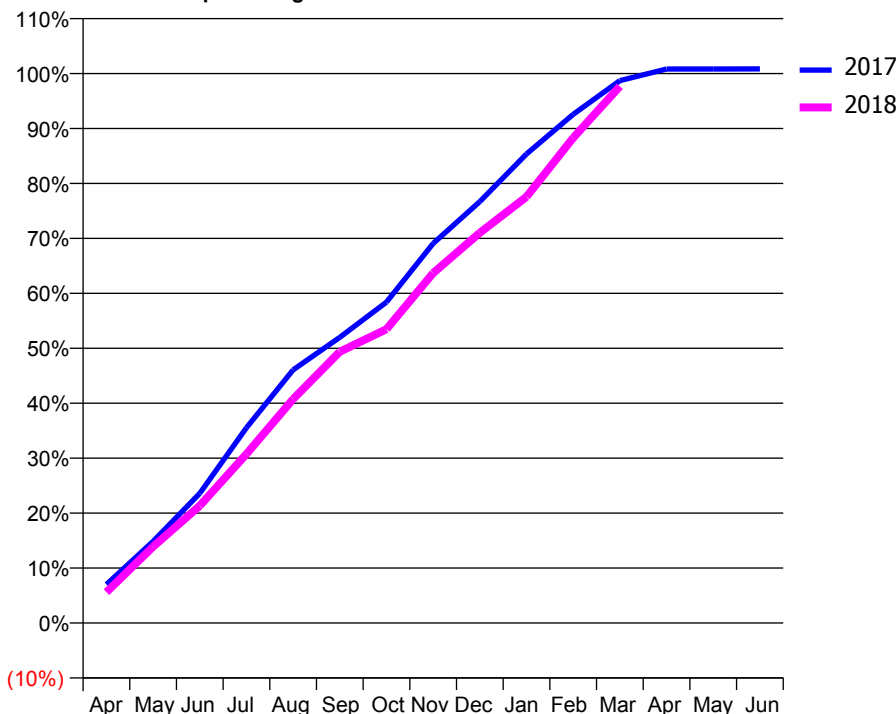
ACCESS*

Patients seen in 24 months	Total	Change since previous quarter
Quarter ending March 2017	1,775	
Quarter ending June 2017	1,751	↓
Quarter ending September 2017	1,753	→
Quarter ending December 2017	1,750	→
Quarter ending March 2018	1,760	→
Variance since March 2017	(0.8%)	→



ACTIVITY

Cumulative percentage of contracted UDA delivered 2017 & 2018



Month	Adjusted Scheduled Activity (UDA)	
	2017	2018
April	210	168
May	446	417
June	708	640
July	1,066	923
August	1,382	1,222
September	1,559	1,481
October	1,752	1,604
November	2,071	1,910
December	2,300	2,130
January	2,560	2,326
February	2,776	2,648
March	2,960	2,929
April	3,023	
May	3,023	
June	3,024	

QUALITY

	Quantity	Base Number	Contract	AT	Region	England
% of FP17s for the same patient ID Re-attending within 3 months - Children	37	965	3.8%	10.0%	11.5%	11.9%
% of FP17s for the same patient ID Re-attending within 3 months - Adults	56	1,110	5.0%	15.8%	16.8%	16.0%
% of FP17s for the same patient ID Re-attending between 3 & 9 months - Children	574	965	59.5%	47.3%	47.7%	58.3%
% of FP17s for the same patient ID Re-attending between 3 & 9 months - Adults	489	1,110	44.1%	37.5%	38.2%	50.3%
% of FP17s for Band 1 Urgent Courses	65	2,036	3.2%	10.9%	10.6%	9.1%
% of FP17s Relating to Free Repair or Replacements	2	2,036	0.1%	0.5%	0.6%	0.8%
% of FP17s Relating to Continuations	7	2,036	0.3%	0.6%	0.8%	1.0%
% of Patients satisfied with the dentistry they have received	1	1	N/A	87.9%	89.3%	91.5%
% of Patients satisfied with the time they had to wait for an appointment	1	1	N/A	83.3%	84.4%	87.9%

* This is based on patients treated on this contract for their most recent course of treatment. Figures in italics indicate the base number of FP17s or Patient Questionnaire responses are less than 100. N/A is shown where the base number of responses is less than 10 during the period. % is calculated as Quantity/Base number*100

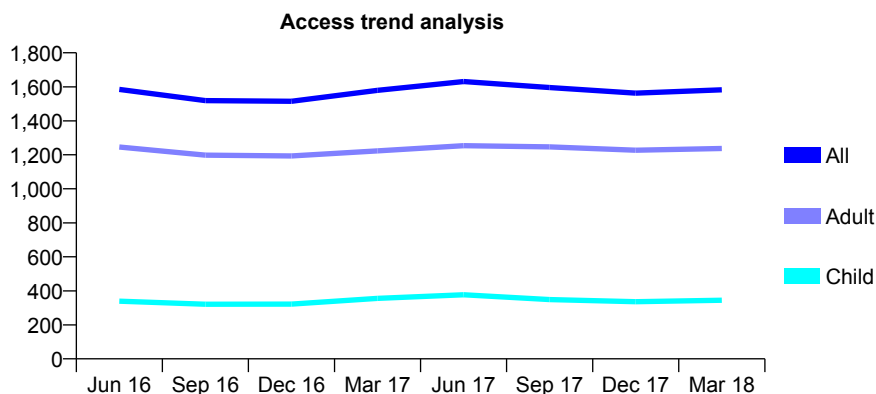
Q62 - Vital Signs At a Glance Contract Report for 951196/0001 - March 2018

Name or company name	Cornerstone Dental Practice
Contract type name	GDS Contract
Purpose of contract	General
Contract start date	01/04/2006
Contract end date	

17/18 Contracted general activity (UDA)	6,243
Carry forward general activity (UDA)	216
17/18 Contracted orthodontic activity (UOA)	0
Carry forward orthodontic activity (UOA)	0
Baseline contract value	£197,575.09

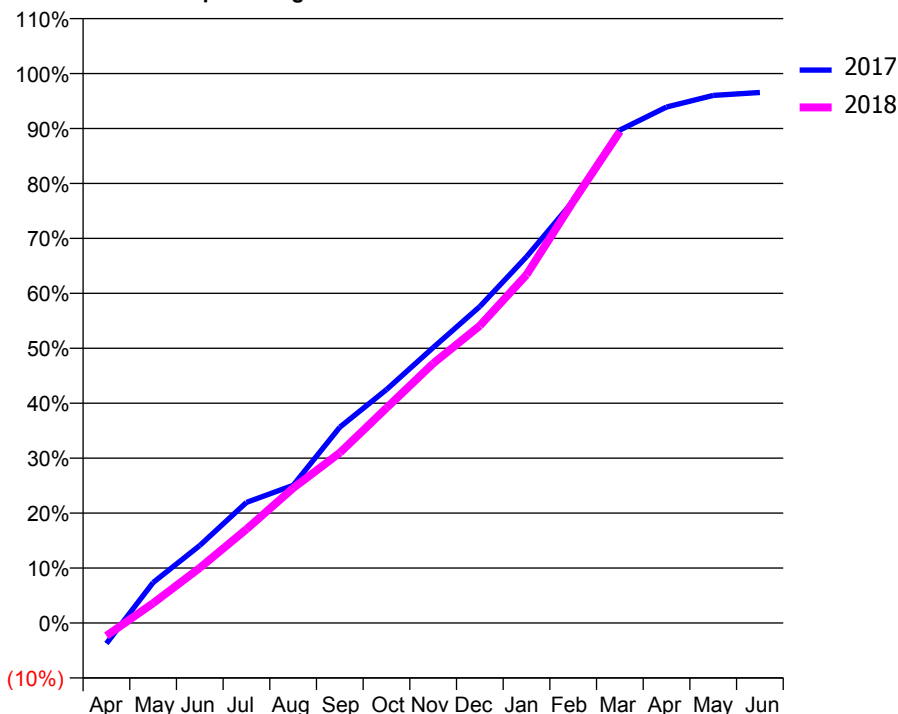
ACCESS*

Patients seen in 24 months	Total	Change since previous quarter
Quarter ending March 2017	1,579	
Quarter ending June 2017	1,631	↑
Quarter ending September 2017	1,596	↓
Quarter ending December 2017	1,563	↓
Quarter ending March 2018	1,582	→
Variance since March 2017	0.2%	→



ACTIVITY

Cumulative percentage of contracted UDA delivered 2017 & 2018



Month	Adjusted Scheduled Activity (UDA)	
	2017	2018
April	-234	-146
May	459	224
June	880	626
July	1,371	1,065
August	1,565	1,532
September	2,224	1,934
October	2,653	2,442
November	3,129	2,948
December	3,596	3,377
January	4,161	3,957
February	4,792	4,788
March	5,599	5,583
April	5,863	
May	5,994	
June	6,027	

QUALITY

	Quantity	Base Number	Contract	AT	Region	England
% of FP17s for the same patient ID Re-attending within 3 months - Children	34	412	8.3%	10.0%	11.5%	11.9%
% of FP17s for the same patient ID Re-attending within 3 months - Adults	189	1,361	13.9%	15.8%	16.8%	16.0%
% of FP17s for the same patient ID Re-attending between 3 & 9 months - Children	160	412	38.8%	47.3%	47.7%	58.3%
% of FP17s for the same patient ID Re-attending between 3 & 9 months - Adults	437	1,361	32.1%	37.5%	38.2%	50.3%
% of FP17s for Band 1 Urgent Courses	91	1,619	5.6%	10.9%	10.6%	9.1%
% of FP17s Relating to Free Repair or Replacements	0	1,619	0.0%	0.5%	0.6%	0.8%
% of FP17s Relating to Continuations	3	1,619	0.2%	0.6%	0.8%	1.0%
% of Patients satisfied with the dentistry they have received	0	0	N/A	87.9%	89.3%	91.5%
% of Patients satisfied with the time they had to wait for an appointment	0	0	N/A	83.3%	84.4%	87.9%

* This is based on patients treated on this contract for their most recent course of treatment. Figures in italics indicate the base number of FP17s or Patient Questionnaire responses are less than 100. N/A is shown where the base number of responses is less than 10 during the period. % is calculated as Quantity/Base number*100

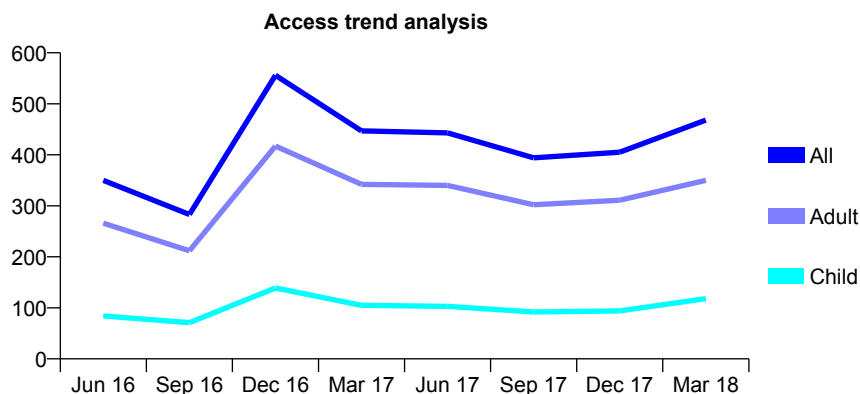
Q62 - Vital Signs At a Glance Contract Report for 960837/0003 - March 2018

Name or company name	MISS A VAZIR
Contract type name	GDS Contract
Purpose of contract	General
Contract start date	01/05/2013
Contract end date	

17/18 Contracted general activity (UDA)	2,000
Carry forward general activity (UDA)	8
17/18 Contracted orthodontic activity (UOA)	0
Carry forward orthodontic activity (UOA)	0
Baseline contract value	£53,537.06

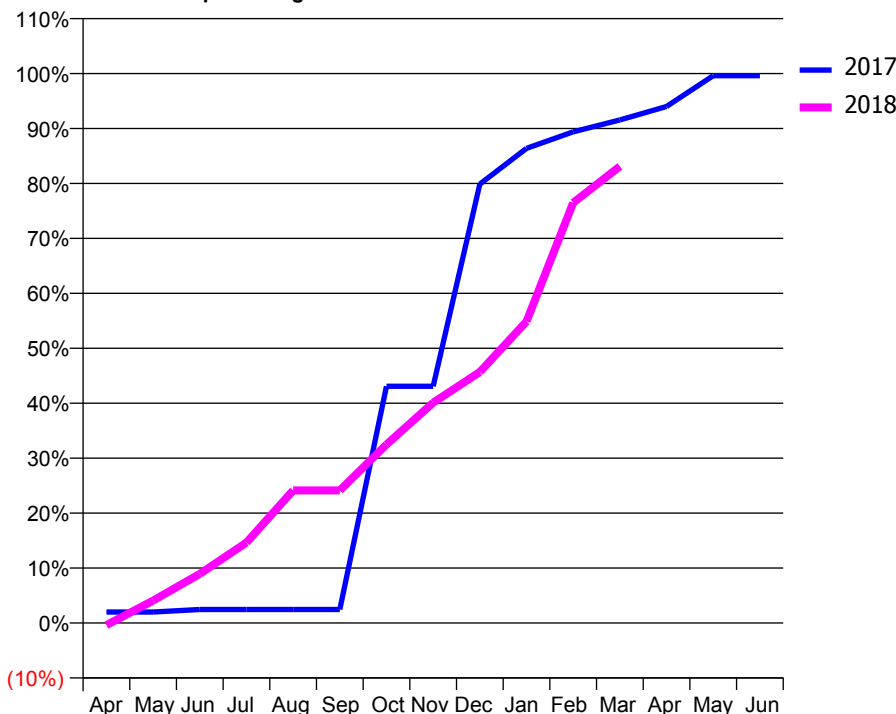
ACCESS*

Patients seen in 24 months	Total	Change since previous quarter
Quarter ending March 2017	447	
Quarter ending June 2017	443	→
Quarter ending September 2017	394	↓
Quarter ending December 2017	405	↑
Quarter ending March 2018	468	↑
Variance since March 2017	4.7%	↑



ACTIVITY

Cumulative percentage of contracted UDA delivered 2017 & 2018



Month	Adjusted Scheduled Activity (UDA)	
	2017	2018
April	40	-8
May	40	82
June	49	179
July	49	293
August	49	483
September	49	483
October	862	650
November	862	802
December	1,598	914
January	1,728	1,098
February	1,788	1,529
March	1,831	1,662
April	1,880	
May	1,992	
June	1,992	

QUALITY

	Quantity	Base Number	Contract	AT	Region	England
% of FP17s for the same patient ID Re-attending within 3 months - Children	6	130	4.6%	10.0%	11.5%	11.9%
% of FP17s for the same patient ID Re-attending within 3 months - Adults	20	352	5.7%	15.8%	16.8%	16.0%
% of FP17s for the same patient ID Re-attending between 3 & 9 months - Children	21	130	16.2%	47.3%	47.7%	58.3%
% of FP17s for the same patient ID Re-attending between 3 & 9 months - Adults	44	352	12.5%	37.5%	38.2%	50.3%
% of FP17s for Band 1 Urgent Courses	14	460	3.0%	10.9%	10.6%	9.1%
% of FP17s Relating to Free Repair or Replacements	3	460	0.7%	0.5%	0.6%	0.8%
% of FP17s Relating to Continuations	2	460	0.4%	0.6%	0.8%	1.0%
% of Patients satisfied with the dentistry they have received	0	0	N/A	87.9%	89.3%	91.5%
% of Patients satisfied with the time they had to wait for an appointment	0	0	N/A	83.3%	84.4%	87.9%

* This is based on patients treated on this contract for their most recent course of treatment. Figures in italics indicate the base number of FP17s or Patient Questionnaire responses are less than 100. N/A is shown where the base number of responses is less than 10 during the period. % is calculated as Quantity/Base number*100

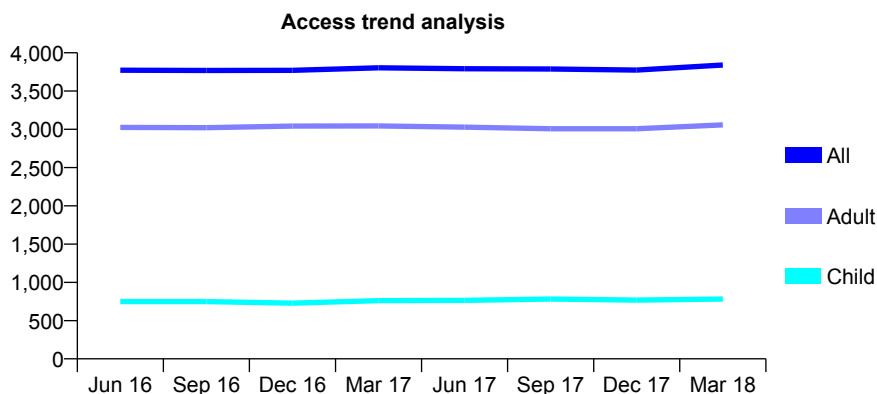
Q62 - Vital Signs At a Glance Contract Report for 961256/0001 - March 2018

Name or company name	Archna Patel and Rajesh Kylahsum
Contract type name	GDS Contract
Purpose of contract	General
Contract start date	01/01/2012
Contract end date	

17/18 Contracted general activity (UDA)	9,749
Carry forward general activity (UDA)	-136
17/18 Contracted orthodontic activity (UOA)	0
Carry forward orthodontic activity (UOA)	0
Baseline contract value	£274,253.17

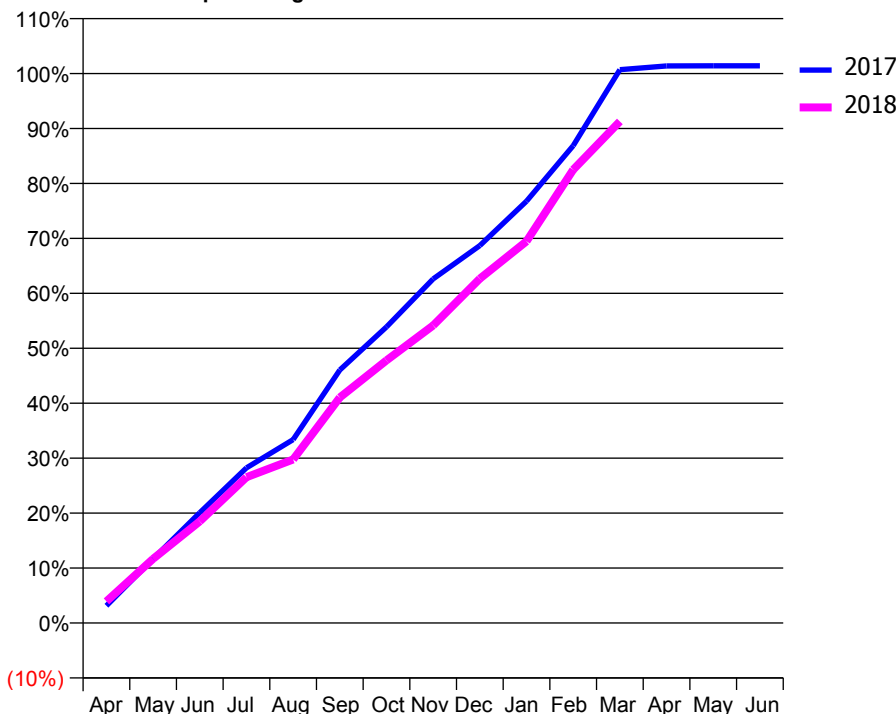
ACCESS*

Patients seen in 24 months	Total	Change since previous quarter
Quarter ending March 2017	3,804	
Quarter ending June 2017	3,792	→
Quarter ending September 2017	3,789	→
Quarter ending December 2017	3,775	→
Quarter ending March 2018	3,840	→
Variance since March 2017	0.9%	→



ACTIVITY

Cumulative percentage of contracted UDA delivered 2017 & 2018



Month	Adjusted Scheduled Activity (UDA)	
	2017	2018
April	306	386
May	1,139	1,140
June	1,957	1,804
July	2,752	2,587
August	3,253	2,901
September	4,489	4,003
October	5,252	4,659
November	6,106	5,279
December	6,697	6,109
January	7,484	6,771
February	8,469	8,043
March	9,816	8,900
April	9,883	
May	9,886	
June	9,885	

QUALITY

	Quantity	Base Number	Contract	AT	Region	England
% of FP17s for the same patient ID Re-attending within 3 months - Children	85	1,136	7.5%	10.0%	11.5%	11.9%
% of FP17s for the same patient ID Re-attending within 3 months - Adults	579	3,627	16.0%	15.8%	16.8%	16.0%
% of FP17s for the same patient ID Re-attending between 3 & 9 months - Children	677	1,136	59.6%	47.3%	47.7%	58.3%
% of FP17s for the same patient ID Re-attending between 3 & 9 months - Adults	1,770	3,627	48.8%	37.5%	38.2%	50.3%
% of FP17s for Band 1 Urgent Courses	315	3,997	7.9%	10.9%	10.6%	9.1%
% of FP17s Relating to Free Repair or Replacements	19	3,997	0.5%	0.5%	0.6%	0.8%
% of FP17s Relating to Continuations	22	3,997	0.6%	0.6%	0.8%	1.0%
% of Patients satisfied with the dentistry they have received	3	3	N/A	87.9%	89.3%	91.5%
% of Patients satisfied with the time they had to wait for an appointment	3	3	N/A	83.3%	84.4%	87.9%

* This is based on patients treated on this contract for their most recent course of treatment. Figures in italics indicate the base number of FP17s or Patient Questionnaire responses are less than 100. N/A is shown where the base number of responses is less than 10 during the period. % is calculated as Quantity/Base number*100

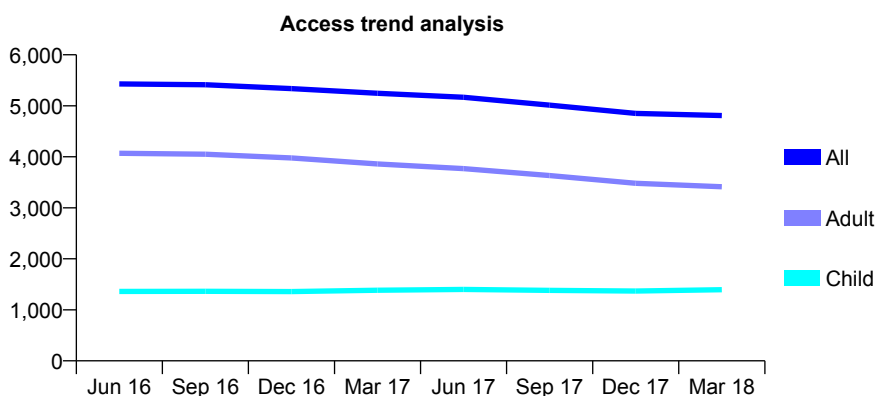
Q62 - Vital Signs At a Glance Contract Report for 963895/0001 - March 2018

Name or company name	MR SK MAKHIJANI
Contract type name	GDS Contract
Purpose of contract	General
Contract start date	01/04/2006
Contract end date	

17/18 Contracted general activity (UDA)	9,654
Carry forward general activity (UDA)	-102
17/18 Contracted orthodontic activity (UOA)	0
Carry forward orthodontic activity (UOA)	0
Baseline contract value	£236,277.42

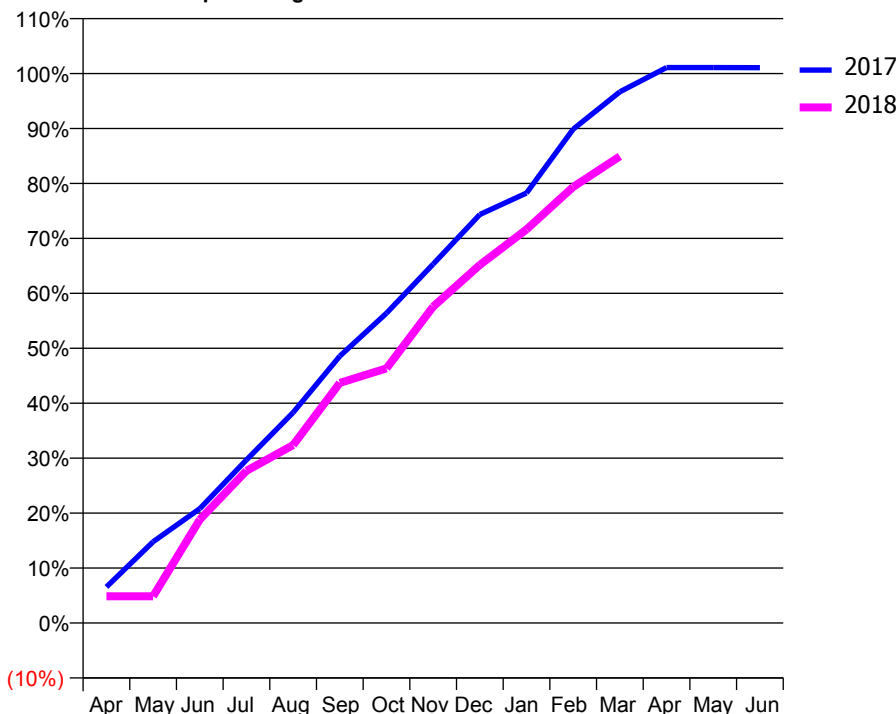
ACCESS*

Patients seen in 24 months	Total	Change since previous quarter
Quarter ending March 2017	5,245	
Quarter ending June 2017	5,168	↓
Quarter ending September 2017	5,014	↓
Quarter ending December 2017	4,850	↓
Quarter ending March 2018	4,809	→
Variance since March 2017	(8.3%)	↓



ACTIVITY

Cumulative percentage of contracted UDA delivered 2017 & 2018



Month	Adjusted Scheduled Activity (UDA)	
	2017	2018
April	633	470
May	1,428	470
June	2,008	1,816
July	2,866	2,674
August	3,698	3,126
September	4,688	4,217
October	5,443	4,474
November	6,306	5,557
December	7,177	6,291
January	7,555	6,914
February	8,676	7,663
March	9,333	8,198
April	9,760	
May	9,760	
June	9,756	

QUALITY

	Quantity	Base Number	Contract	AT	Region	England
% of FP17s for the same patient ID Re-attending within 3 months - Children	49	1,359	3.6%	10.0%	11.5%	11.9%
% of FP17s for the same patient ID Re-attending within 3 months - Adults	294	3,177	9.3%	15.8%	16.8%	16.0%
% of FP17s for the same patient ID Re-attending between 3 & 9 months - Children	476	1,359	35.0%	47.3%	47.7%	58.3%
% of FP17s for the same patient ID Re-attending between 3 & 9 months - Adults	1,279	3,177	40.3%	37.5%	38.2%	50.3%
% of FP17s for Band 1 Urgent Courses	339	4,305	7.9%	10.9%	10.6%	9.1%
% of FP17s Relating to Free Repair or Replacements	5	4,305	0.1%	0.5%	0.6%	0.8%
% of FP17s Relating to Continuations	3	4,305	0.1%	0.6%	0.8%	1.0%
% of Patients satisfied with the dentistry they have received	7	9	N/A	87.9%	89.3%	91.5%
% of Patients satisfied with the time they had to wait for an appointment	8	9	N/A	83.3%	84.4%	87.9%

* This is based on patients treated on this contract for their most recent course of treatment. Figures in italics indicate the base number of FP17s or Patient Questionnaire responses are less than 100. N/A is shown where the base number of responses is less than 10 during the period. % is calculated as Quantity/Base number*100

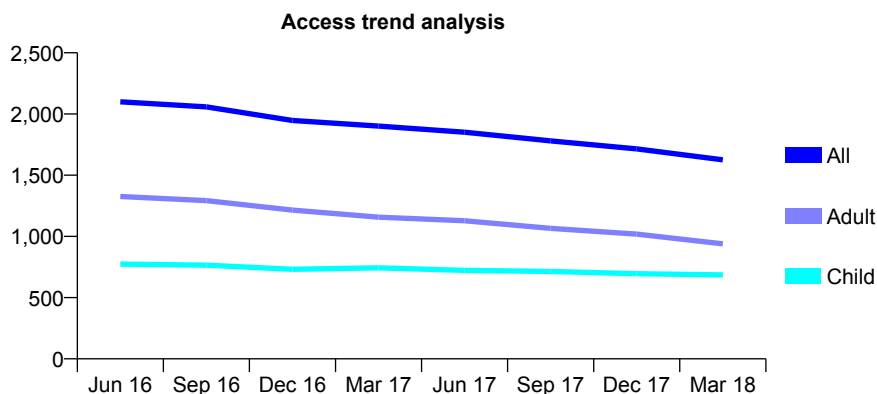
Q62 - Vital Signs At a Glance Contract Report for 967548/0001 - March 2018

Name or company name	Mr Ali J Abulhab
Contract type name	GDS Contract
Purpose of contract	General
Contract start date	01/12/2008
Contract end date	

17/18 Contracted general activity (UDA)	5,500
Carry forward general activity (UDA)	0
17/18 Contracted orthodontic activity (UOA)	0
Carry forward orthodontic activity (UOA)	0
Baseline contract value	£137,640.21

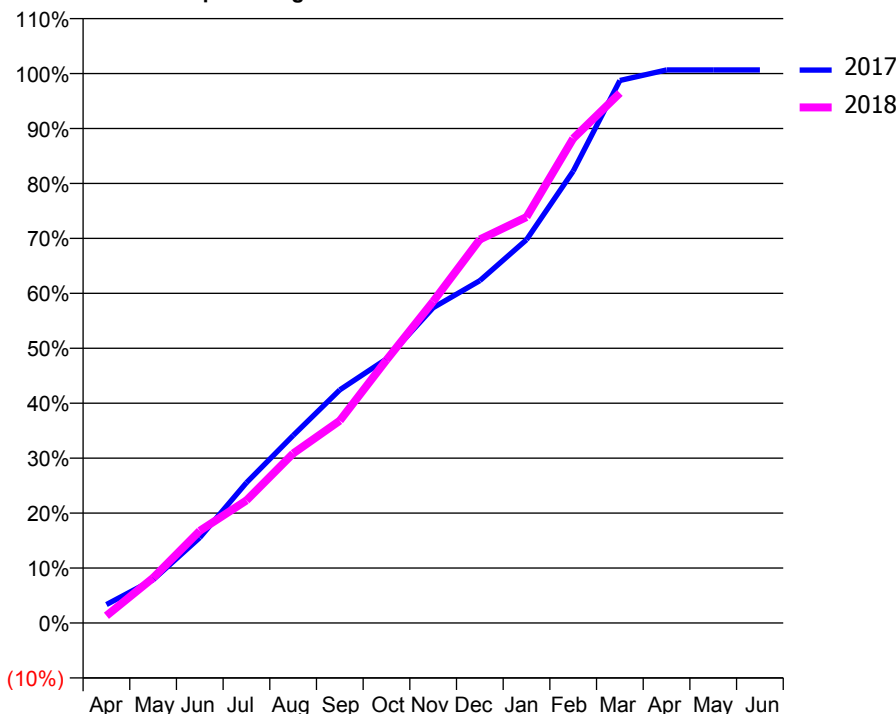
ACCESS*

Patients seen in 24 months	Total	Change since previous quarter
Quarter ending March 2017	1,901	
Quarter ending June 2017	1,851	↓
Quarter ending September 2017	1,780	↓
Quarter ending December 2017	1,715	↓
Quarter ending March 2018	1,626	↓
Variance since March 2017	(14.5%)	↓



ACTIVITY

Cumulative percentage of contracted UDA delivered 2017 & 2018



Adjusted Scheduled Activity (UDA)

Month	2017	2018
April	185	73
May	433	452
June	855	923
July	1,404	1,227
August	1,877	1,698
September	2,333	2,026
October	2,644	2,633
November	3,156	3,218
December	3,427	3,839
January	3,836	4,063
February	4,523	4,850
March	5,431	5,305
April	5,535	
May	5,535	
June	5,535	

QUALITY

	Quantity	Base Number	Contract	AT	Region	England
% of FP17s for the same patient ID Re-attending within 3 months - Children	70	889	7.9%	10.0%	11.5%	11.9%
% of FP17s for the same patient ID Re-attending within 3 months - Adults	92	801	11.5%	15.8%	16.8%	16.0%
% of FP17s for the same patient ID Re-attending between 3 & 9 months - Children	435	889	48.9%	47.3%	47.7%	58.3%
% of FP17s for the same patient ID Re-attending between 3 & 9 months - Adults	249	801	31.1%	37.5%	38.2%	50.3%
% of FP17s for Band 1 Urgent Courses	15	1,645	0.9%	10.9%	10.6%	9.1%
% of FP17s Relating to Free Repair or Replacements	2	1,645	0.1%	0.5%	0.6%	0.8%
% of FP17s Relating to Continuations	1	1,645	0.1%	0.6%	0.8%	1.0%
% of Patients satisfied with the dentistry they have received	0	0	N/A	87.9%	89.3%	91.5%
% of Patients satisfied with the time they had to wait for an appointment	0	0	N/A	83.3%	84.4%	87.9%

* This is based on patients treated on this contract for their most recent course of treatment. Figures in italics indicate the base number of FP17s or Patient Questionnaire responses are less than 100. N/A is shown where the base number of responses is less than 10 during the period. % is calculated as Quantity/Base number*100

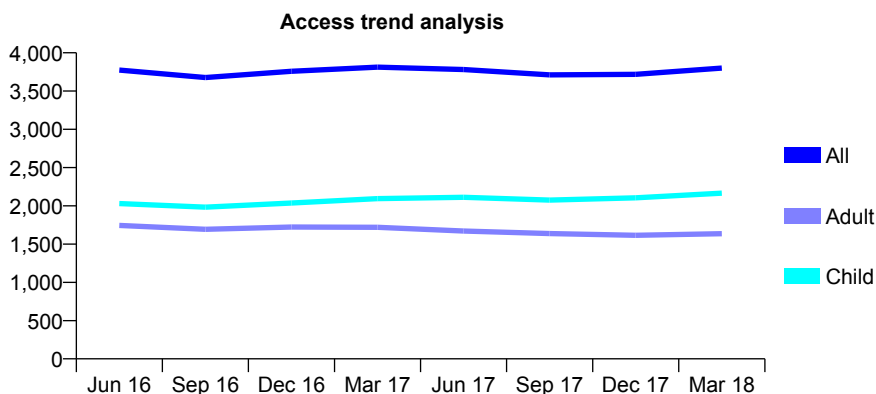
Q62 - Vital Signs At a Glance Contract Report for 979414/0003 - March 2018

Name or company name	MR SS GHALLEY
Contract type name	GDS Contract
Purpose of contract	General
Contract start date	01/04/2006
Contract end date	

17/18 Contracted general activity (UDA)	13,002
Carry forward general activity (UDA)	-110
17/18 Contracted orthodontic activity (UOA)	0
Carry forward orthodontic activity (UOA)	0
Baseline contract value	£415,470.21

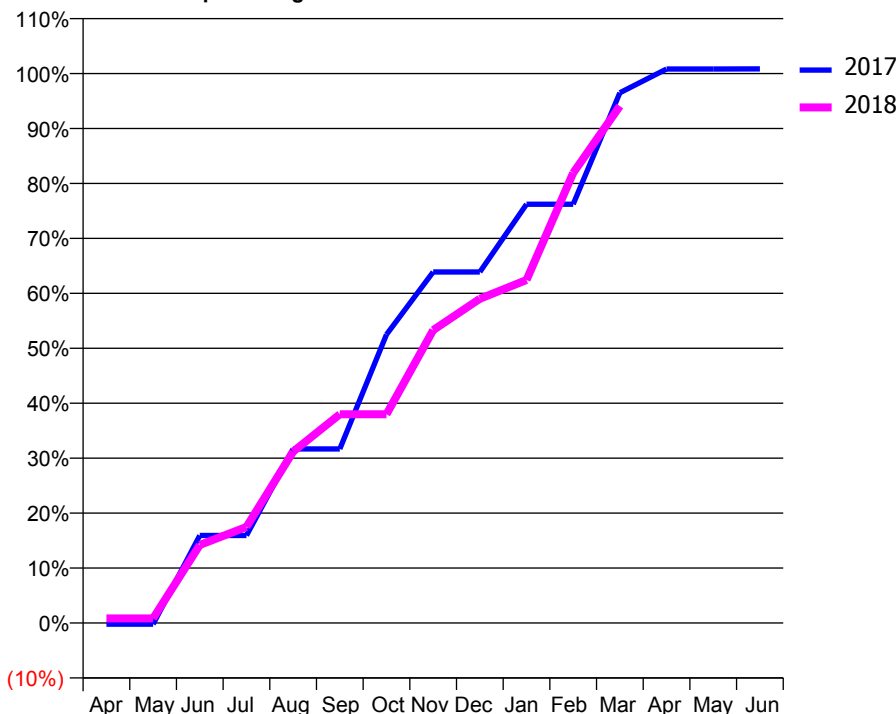
ACCESS*

Patients seen in 24 months	Total	Change since previous quarter
Quarter ending March 2017	3,813	
Quarter ending June 2017	3,781	→
Quarter ending September 2017	3,712	↓
Quarter ending December 2017	3,719	→
Quarter ending March 2018	3,800	↑
Variance since March 2017	(0.3%)	→



ACTIVITY

Cumulative percentage of contracted UDA delivered 2017 & 2018



Month	Adjusted Scheduled Activity (UDA)	
	2017	2018
April	-29	110
May	-29	110
June	2,072	1,847
July	2,072	2,272
August	4,119	4,055
September	4,119	4,940
October	6,825	4,940
November	8,305	6,929
December	8,305	7,673
January	9,909	8,118
February	9,909	10,651
March	12,547	12,230
April	13,107	
May	13,107	
June	13,112	

QUALITY

	Quantity	Base Number	Contract	AT	Region	England
% of FP17s for the same patient ID Re-attending within 3 months - Children	155	2,870	5.4%	10.0%	11.5%	11.9%
% of FP17s for the same patient ID Re-attending within 3 months - Adults	342	1,952	17.5%	15.8%	16.8%	16.0%
% of FP17s for the same patient ID Re-attending between 3 & 9 months - Children	1,448	2,870	50.5%	47.3%	47.7%	58.3%
% of FP17s for the same patient ID Re-attending between 3 & 9 months - Adults	809	1,952	41.4%	37.5%	38.2%	50.3%
% of FP17s for Band 1 Urgent Courses	330	4,630	7.1%	10.9%	10.6%	9.1%
% of FP17s Relating to Free Repair or Replacements	14	4,630	0.3%	0.5%	0.6%	0.8%
% of FP17s Relating to Continuations	59	4,630	1.3%	0.6%	0.8%	1.0%
% of Patients satisfied with the dentistry they have received	2	2	N/A	87.9%	89.3%	91.5%
% of Patients satisfied with the time they had to wait for an appointment	1	2	N/A	83.3%	84.4%	87.9%

* This is based on patients treated on this contract for their most recent course of treatment. Figures in italics indicate the base number of FP17s or Patient Questionnaire responses are less than 100. N/A is shown where the base number of responses is less than 10 during the period. % is calculated as Quantity/Base number*100

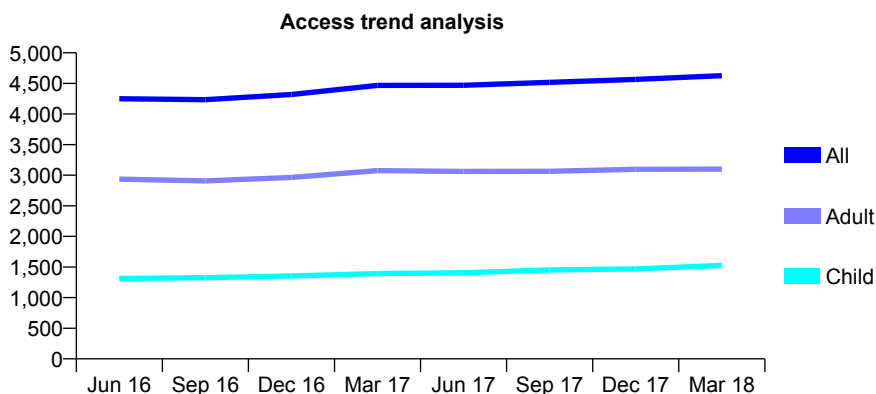
Q62 - Vital Signs At a Glance Contract Report for 979414/0005 - March 2018

Name or company name	Baljeet Singh Chawla
Contract type name	GDS Contract
Purpose of contract	General
Contract start date	01/05/2009
Contract end date	

17/18 Contracted general activity (UDA)	12,820
Carry forward general activity (UDA)	-236
17/18 Contracted orthodontic activity (UOA)	0
Carry forward orthodontic activity (UOA)	0
Baseline contract value	£333,519.00

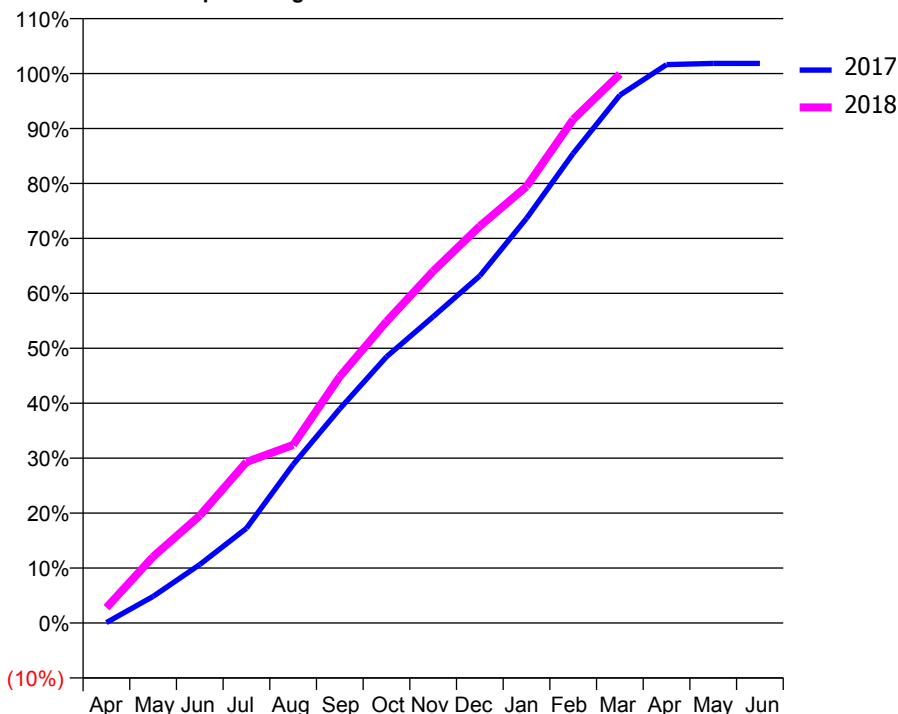
ACCESS*

Patients seen in 24 months	Total	Change since previous quarter
Quarter ending March 2017	4,468	
Quarter ending June 2017	4,469	→
Quarter ending September 2017	4,517	→
Quarter ending December 2017	4,565	→
Quarter ending March 2018	4,626	→
Variance since March 2017	3.5%	↑



ACTIVITY

Cumulative percentage of contracted UDA delivered 2017 & 2018



Month	Adjusted Scheduled Activity (UDA)	
	2017	2018
April	12	359
May	619	1,549
June	1,363	2,507
July	2,211	3,757
August	3,697	4,154
September	4,997	5,750
October	6,213	7,032
November	7,148	8,209
December	8,100	9,259
January	9,440	10,184
February	10,955	11,750
March	12,315	12,806
April	13,027	
May	13,056	
June	13,056	

QUALITY

	Quantity	Base Number	Contract	AT	Region	England
% of FP17s for the same patient ID Re-attending within 3 months - Children	191	2,455	7.8%	10.0%	11.5%	11.9%
% of FP17s for the same patient ID Re-attending within 3 months - Adults	453	3,356	13.5%	15.8%	16.8%	16.0%
% of FP17s for the same patient ID Re-attending between 3 & 9 months - Children	1,452	2,455	59.1%	47.3%	47.7%	58.3%
% of FP17s for the same patient ID Re-attending between 3 & 9 months - Adults	1,252	3,356	37.3%	37.5%	38.2%	50.3%
% of FP17s for Band 1 Urgent Courses	438	5,505	8.0%	10.9%	10.6%	9.1%
% of FP17s Relating to Free Repair or Replacements	39	5,505	0.7%	0.5%	0.6%	0.8%
% of FP17s Relating to Continuations	23	5,505	0.4%	0.6%	0.8%	1.0%
% of Patients satisfied with the dentistry they have received	0	0	N/A	87.9%	89.3%	91.5%
% of Patients satisfied with the time they had to wait for an appointment	0	0	N/A	83.3%	84.4%	87.9%

* This is based on patients treated on this contract for their most recent course of treatment. Figures in italics indicate the base number of FP17s or Patient Questionnaire responses are less than 100. N/A is shown where the base number of responses is less than 10 during the period. % is calculated as Quantity/Base number*100

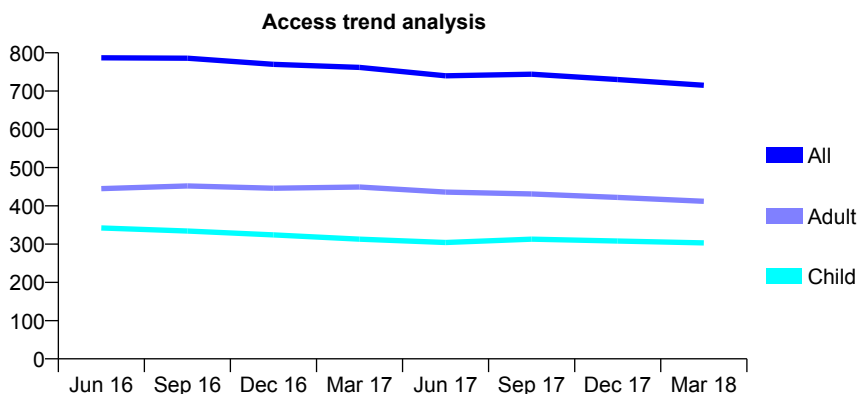
Q62 - Vital Signs At a Glance Contract Report for 982849/0001 - March 2018

Name or company name	MR RJ O'MALLEY
Contract type name	GDS Contract
Purpose of contract	General
Contract start date	01/04/2006
Contract end date	

17/18 Contracted general activity (UDA)	1,355
Carry forward general activity (UDA)	0
17/18 Contracted orthodontic activity (UOA)	0
Carry forward orthodontic activity (UOA)	0
Baseline contract value	£36,633.08

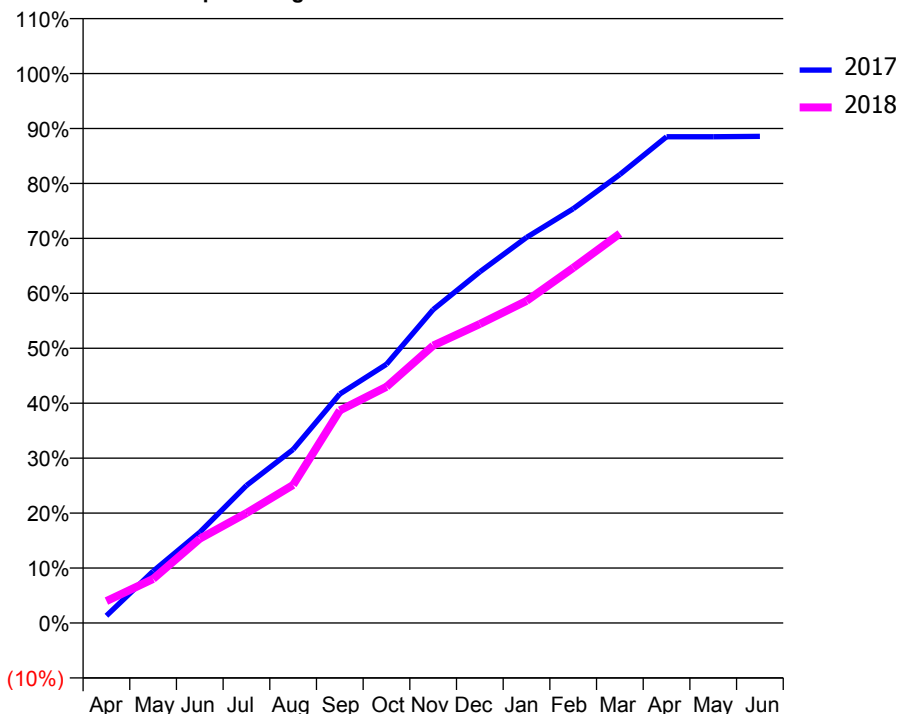
ACCESS*

Patients seen in 24 months	Total	Change since previous quarter
Quarter ending March 2017	762	
Quarter ending June 2017	740	↓
Quarter ending September 2017	744	→
Quarter ending December 2017	730	↓
Quarter ending March 2018	715	↓
Variance since March 2017	(6.2%)	↓



ACTIVITY

Cumulative percentage of contracted UDA delivered 2017 & 2018



Month	Adjusted Scheduled Activity (UDA)	
	2017	2018
April	18	54
May	128	109
June	224	208
July	339	271
August	428	341
September	565	524
October	638	583
November	773	684
December	866	737
January	951	794
February	1,021	876
March	1,106	960
April	1,199	
May	1,199	
June	1,200	

QUALITY

	Quantity	Base Number	Contract	AT	Region	England
% of FP17s for the same patient ID Re-attending within 3 months - Children	30	337	8.9%	10.0%	11.5%	11.9%
% of FP17s for the same patient ID Re-attending within 3 months - Adults	42	332	12.7%	15.8%	16.8%	16.0%
% of FP17s for the same patient ID Re-attending between 3 & 9 months - Children	103	337	30.6%	47.3%	47.7%	58.3%
% of FP17s for the same patient ID Re-attending between 3 & 9 months - Adults	93	332	28.0%	37.5%	38.2%	50.3%
% of FP17s for Band 1 Urgent Courses	57	616	9.3%	10.9%	10.6%	9.1%
% of FP17s Relating to Free Repair or Replacements	0	616	0.0%	0.5%	0.6%	0.8%
% of FP17s Relating to Continuations	2	616	0.3%	0.6%	0.8%	1.0%
% of Patients satisfied with the dentistry they have received	0	0	N/A	87.9%	89.3%	91.5%
% of Patients satisfied with the time they had to wait for an appointment	0	0	N/A	83.3%	84.4%	87.9%

* This is based on patients treated on this contract for their most recent course of treatment. Figures in italics indicate the base number of FP17s or Patient Questionnaire responses are less than 100. N/A is shown where the base number of responses is less than 10 during the period. % is calculated as Quantity/Base number*100

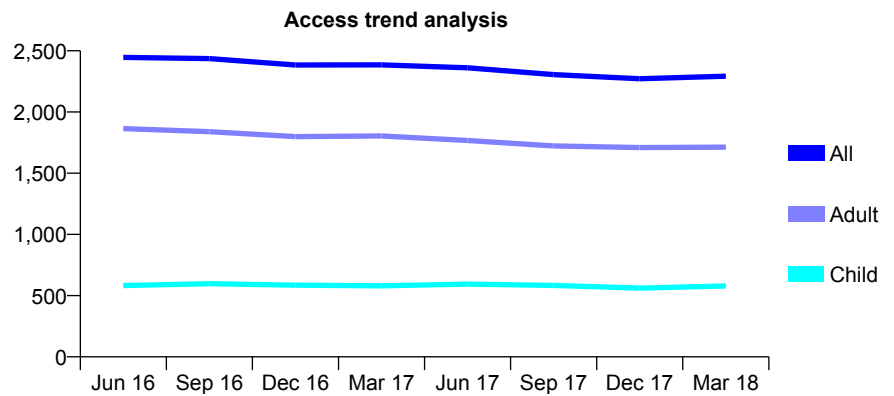
Q62 - Vital Signs At a Glance Contract Report for 998214/0001 - March 2018

Name or company name	MR DS KOONER
Contract type name	GDS Contract
Purpose of contract	General
Contract start date	01/04/2006
Contract end date	

17/18 Contracted general activity (UDA)	7,767
Carry forward general activity (UDA)	164
17/18 Contracted orthodontic activity (UOA)	0
Carry forward orthodontic activity (UOA)	0
Baseline contract value	£224,455.62

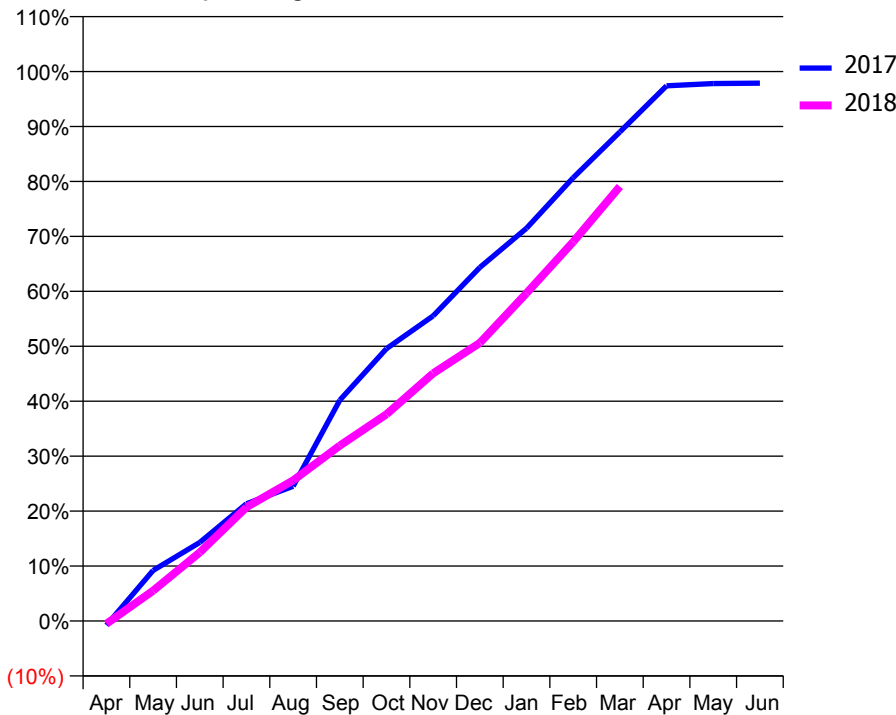
ACCESS*

Patients seen in 24 months	Total	Change since previous quarter
Quarter ending March 2017	2,385	
Quarter ending June 2017	2,361	↓
Quarter ending September 2017	2,306	↓
Quarter ending December 2017	2,272	↓
Quarter ending March 2018	2,292	→
Variance since March 2017	(3.9%)	↓



ACTIVITY

Cumulative percentage of contracted UDA delivered 2017 & 2018



Month	Adjusted Scheduled Activity (UDA)	
	2017	2018
April	-62	-40
May	715	428
June	1,111	969
July	1,658	1,608
August	1,904	1,987
September	3,123	2,479
October	3,850	2,923
November	4,314	3,502
December	4,998	3,931
January	5,552	4,634
February	6,266	5,359
March	6,912	6,141
April	7,564	
May	7,597	
June	7,603	

QUALITY

	Quantity	Base Number	Contract	AT	Region	England
% of FP17s for the same patient ID Re-attending within 3 months - Children	35	504	6.9%	10.0%	11.5%	11.9%
% of FP17s for the same patient ID Re-attending within 3 months - Adults	243	1,624	15.0%	15.8%	16.8%	16.0%
% of FP17s for the same patient ID Re-attending between 3 & 9 months - Children	128	504	25.4%	47.3%	47.7%	58.3%
% of FP17s for the same patient ID Re-attending between 3 & 9 months - Adults	355	1,624	21.9%	37.5%	38.2%	50.3%
% of FP17s for Band 1 Urgent Courses	347	1,935	17.9%	10.9%	10.6%	9.1%
% of FP17s Relating to Free Repair or Replacements	9	1,935	0.5%	0.5%	0.6%	0.8%
% of FP17s Relating to Continuations	14	1,935	0.7%	0.6%	0.8%	1.0%
% of Patients satisfied with the dentistry they have received	5	5	N/A	87.9%	89.3%	91.5%
% of Patients satisfied with the time they had to wait for an appointment	4	5	N/A	83.3%	84.4%	87.9%

* This is based on patients treated on this contract for their most recent course of treatment. Figures in italics indicate the base number of FP17s or Patient Questionnaire responses are less than 100. N/A is shown where the base number of responses is less than 10 during the period. % is calculated as Quantity/Base number*100

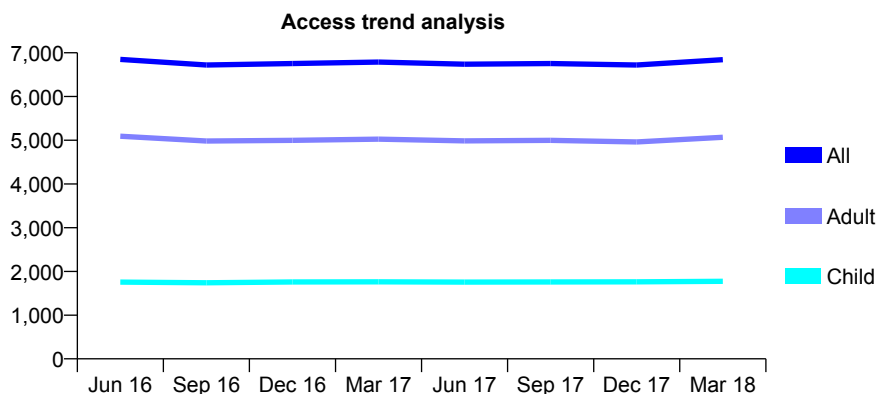
Q62 - Vital Signs At a Glance Contract Report for 998214/0002 - March 2018

Name or company name	MR DS KOONER
Contract type name	GDS Contract
Purpose of contract	General
Contract start date	01/04/2006
Contract end date	

17/18 Contracted general activity (UDA)	16,231
Carry forward general activity (UDA)	-319
17/18 Contracted orthodontic activity (UOA)	0
Carry forward orthodontic activity (UOA)	0
Baseline contract value	£537,253.56

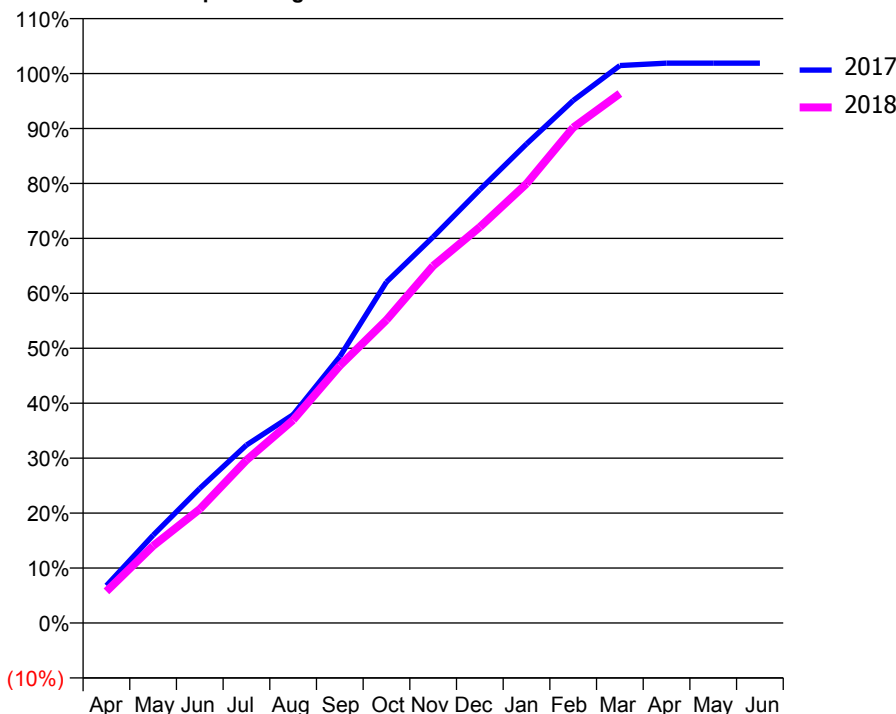
ACCESS*

Patients seen in 24 months	Total	Change since previous quarter
Quarter ending March 2017	6,787	
Quarter ending June 2017	6,739	→
Quarter ending September 2017	6,754	→
Quarter ending December 2017	6,722	→
Quarter ending March 2018	6,843	→
Variance since March 2017	0.8%	→



ACTIVITY

Cumulative percentage of contracted UDA delivered 2017 & 2018



Month	Adjusted Scheduled Activity (UDA)	
	2017	2018
April	1,105	935
May	2,595	2,280
June	3,978	3,367
July	5,258	4,813
August	6,153	5,998
September	7,867	7,601
October	10,075	8,949
November	11,406	10,551
December	12,800	11,697
January	14,150	12,976
February	15,434	14,636
March	16,465	15,640
April	16,539	
May	16,539	
June	16,539	

QUALITY

	Quantity	Base Number	Contract	AT	Region	England
% of FP17s for the same patient ID Re-attending within 3 months - Children	113	1,736	6.5%	10.0%	11.5%	11.9%
% of FP17s for the same patient ID Re-attending within 3 months - Adults	747	4,964	15.0%	15.8%	16.8%	16.0%
% of FP17s for the same patient ID Re-attending between 3 & 9 months - Children	522	1,736	30.1%	47.3%	47.7%	58.3%
% of FP17s for the same patient ID Re-attending between 3 & 9 months - Adults	1,369	4,964	27.6%	37.5%	38.2%	50.3%
% of FP17s for Band 1 Urgent Courses	525	5,670	9.3%	10.9%	10.6%	9.1%
% of FP17s Relating to Free Repair or Replacements	64	5,670	1.1%	0.5%	0.6%	0.8%
% of FP17s Relating to Continuations	97	5,670	1.7%	0.6%	0.8%	1.0%
% of Patients satisfied with the dentistry they have received	8	8	N/A	87.9%	89.3%	91.5%
% of Patients satisfied with the time they had to wait for an appointment	6	8	N/A	83.3%	84.4%	87.9%

* This is based on patients treated on this contract for their most recent course of treatment. Figures in italics indicate the base number of FP17s or Patient Questionnaire responses are less than 100. N/A is shown where the base number of responses is less than 10 during the period. % is calculated as Quantity/Base number*100

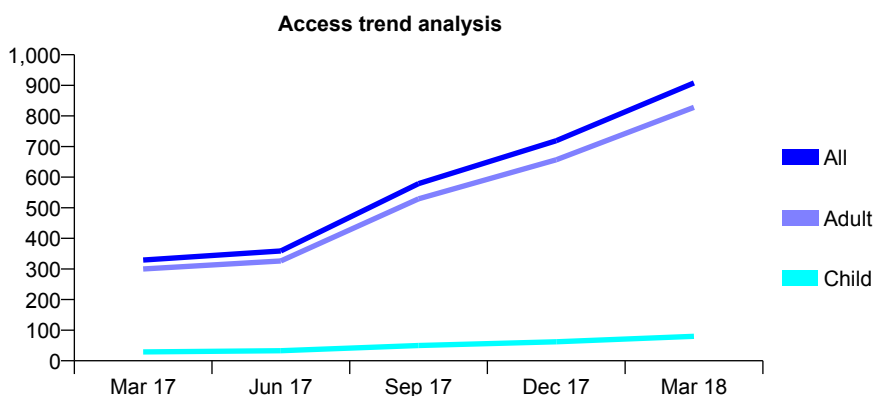
Q63 - Vital Signs At a Glance Contract Report for 100178/0000 - March 2018

Name or company name	Dentistry for You
Contract type name	PDS Contract
Purpose of contract	General
Contract start date	01/07/2016
Contract end date	31/05/2021

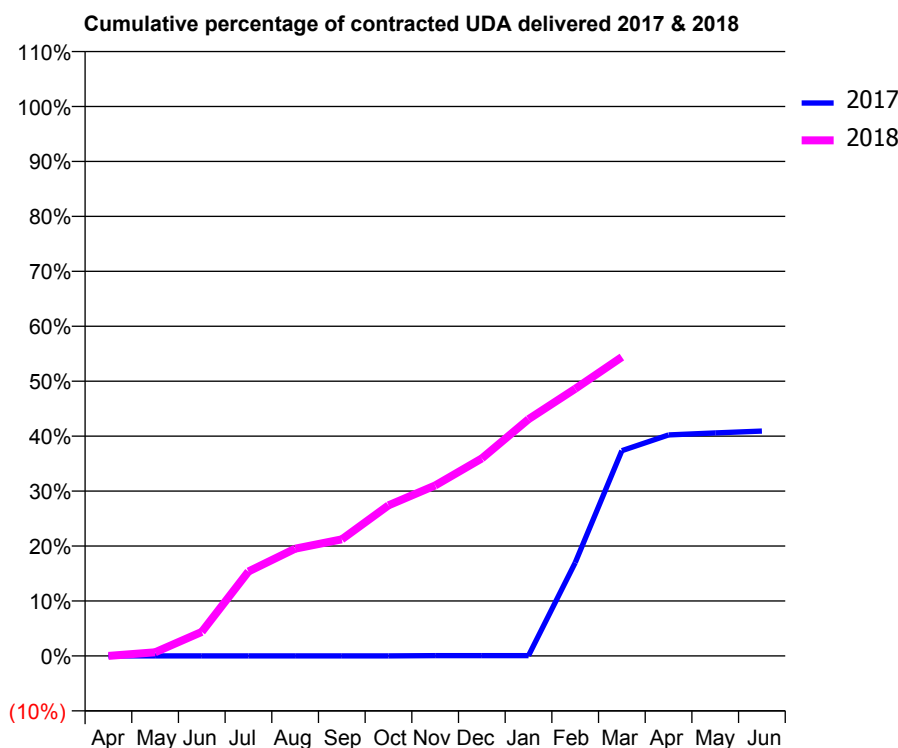
17/18 Contracted general activity (UDA)	3,351
Carry forward general activity (UDA)	0
17/18 Contracted orthodontic activity (UOA)	0
Carry forward orthodontic activity (UOA)	0
Baseline contract value	£197,385.82

ACCESS*

Patients seen in 24 months	Total	Change since previous quarter
Quarter ending March 2017	329	
Quarter ending June 2017	359	↑
Quarter ending September 2017	579	↑
Quarter ending December 2017	719	↑
Quarter ending March 2018	908	↑
Variance since March 2017	176.0%	↑



ACTIVITY



Month	Adjusted Scheduled Activity (UDA)	
	2017	2018
April	0	0
May	0	23
June	0	147
July	0	515
August	0	654
September	0	711
October	0	919
November	1	1,039
December	1	1,205
January	1	1,444
February	341	1,629
March	751	1,823
April	808	
May	815	
June	822	

QUALITY

	Quantity	Base Number	Contract	AT	Region	England
% of FP17s for the same patient ID Re-attending within 3 months - Children	2	196	1.0%	10.1%	11.5%	11.9%
% of FP17s for the same patient ID Re-attending within 3 months - Adults	11	1,381	0.8%	15.5%	16.8%	16.0%
% of FP17s for the same patient ID Re-attending between 3 & 9 months - Children	0	196	0.0%	48.4%	47.7%	58.3%
% of FP17s for the same patient ID Re-attending between 3 & 9 months - Adults	7	1,381	0.5%	38.1%	38.2%	50.3%
% of FP17s for Band 1 Urgent Courses	1,500	1,521	98.6%	10.1%	10.6%	9.1%
% of FP17s Relating to Free Repair or Replacements	0	1,521	0.0%	0.6%	0.6%	0.8%
% of FP17s Relating to Continuations	0	1,521	0.0%	0.9%	0.8%	1.0%
% of Patients satisfied with the dentistry they have received	1	1	N/A	90.1%	89.3%	91.5%
% of Patients satisfied with the time they had to wait for an appointment	1	1	N/A	86.9%	84.4%	87.9%

* This is based on patients treated on this contract for their most recent course of treatment. Figures in italics indicate the base number of FP17s or Patient Questionnaire responses are less than 100. N/A is shown where the base number of responses is less than 10 during the period. % is calculated as Quantity/Base number*100

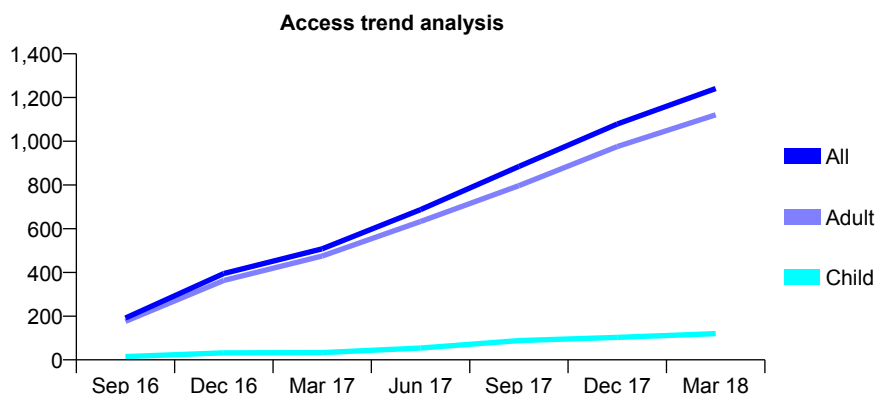
Q63 - Vital Signs At a Glance Contract Report for 100185/0000 - March 2018

Name or company name	IDH Limited
Contract type name	PDS Contract
Purpose of contract	General
Contract start date	01/07/2016
Contract end date	31/05/2021

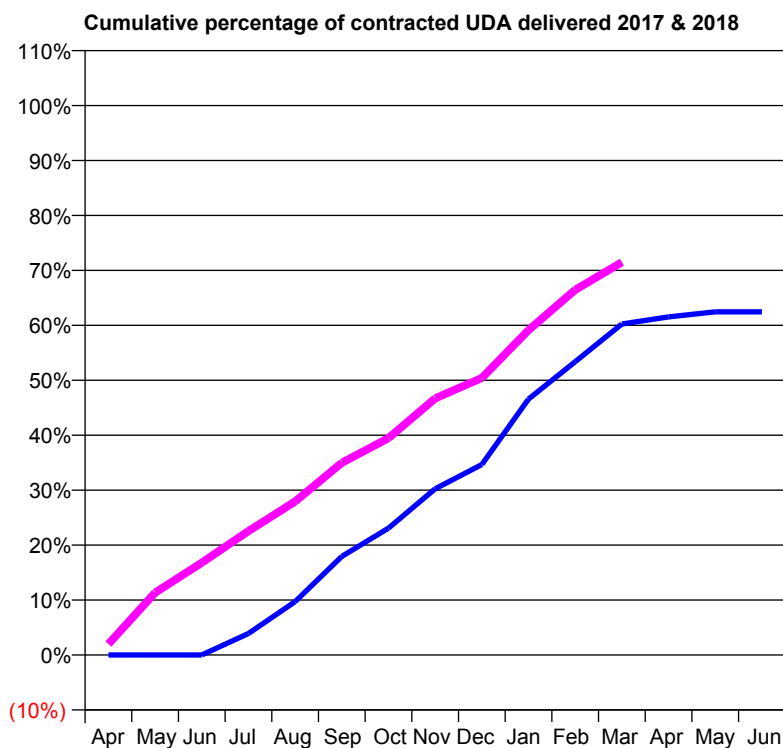
17/18 Contracted general activity (UDA)	3,478
Carry forward general activity (UDA)	0
17/18 Contracted orthodontic activity (UOA)	0
Carry forward orthodontic activity (UOA)	0
Baseline contract value	£179,715.67

ACCESS*

Patients seen in 24 months	Total	Change since previous quarter
Quarter ending March 2017	508	
Quarter ending June 2017	687	↑
Quarter ending September 2017	885	↑
Quarter ending December 2017	1,079	↑
Quarter ending March 2018	1,241	↑
Variance since March 2017	144.3%	↑



ACTIVITY



Month	Adjusted Scheduled Activity (UDA)	
	2017	2018
April	0	70
May	0	395
June	0	584
July	102	785
August	253	972
September	468	1,217
October	602	1,373
November	789	1,625
December	904	1,753
January	1,215	2,057
February	1,392	2,311
March	1,571	2,486
April	1,605	
May	1,629	
June	1,629	

QUALITY

	Quantity	Base Number	Contract	AT	Region	England
% of FP17s for the same patient ID Re-attending within 3 months - Children	5	307	1.6%	10.1%	11.5%	11.9%
% of FP17s for the same patient ID Re-attending within 3 months - Adults	17	1,834	0.9%	15.5%	16.8%	16.0%
% of FP17s for the same patient ID Re-attending between 3 & 9 months - Children	1	307	0.3%	48.4%	47.7%	58.3%
% of FP17s for the same patient ID Re-attending between 3 & 9 months - Adults	2	1,834	0.1%	38.1%	38.2%	50.3%
% of FP17s for Band 1 Urgent Courses	2,092	2,093	100.0%	10.1%	10.6%	9.1%
% of FP17s Relating to Free Repair or Replacements	0	2,093	0.0%	0.6%	0.6%	0.8%
% of FP17s Relating to Continuations	0	2,093	0.0%	0.9%	0.8%	1.0%
% of Patients satisfied with the dentistry they have received	0	1	N/A	90.1%	89.3%	91.5%
% of Patients satisfied with the time they had to wait for an appointment	1	1	N/A	86.9%	84.4%	87.9%

* This is based on patients treated on this contract for their most recent course of treatment. Figures in italics indicate the base number of FP17s or Patient Questionnaire responses are less than 100. N/A is shown where the base number of responses is less than 10 during the period. % is calculated as Quantity/Base number*100

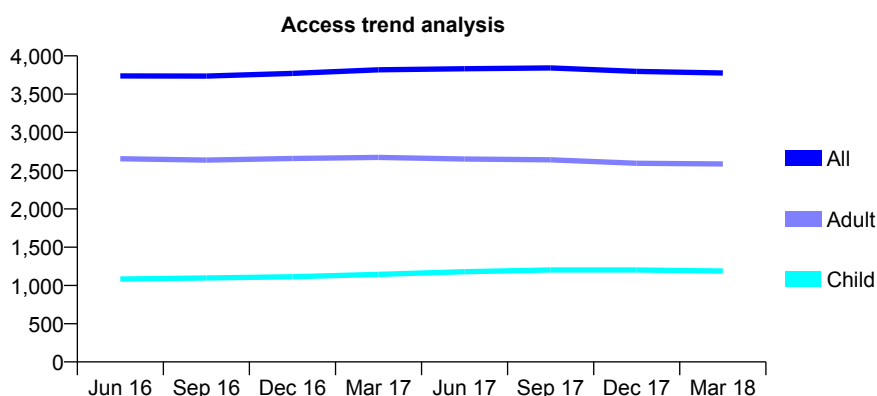
Q63 - Vital Signs At a Glance Contract Report for 101281/0107 - March 2018

Name or company name	OASIS DENTAL CARE LTD
Contract type name	GDS Contract
Purpose of contract	General
Contract start date	01/04/2006
Contract end date	

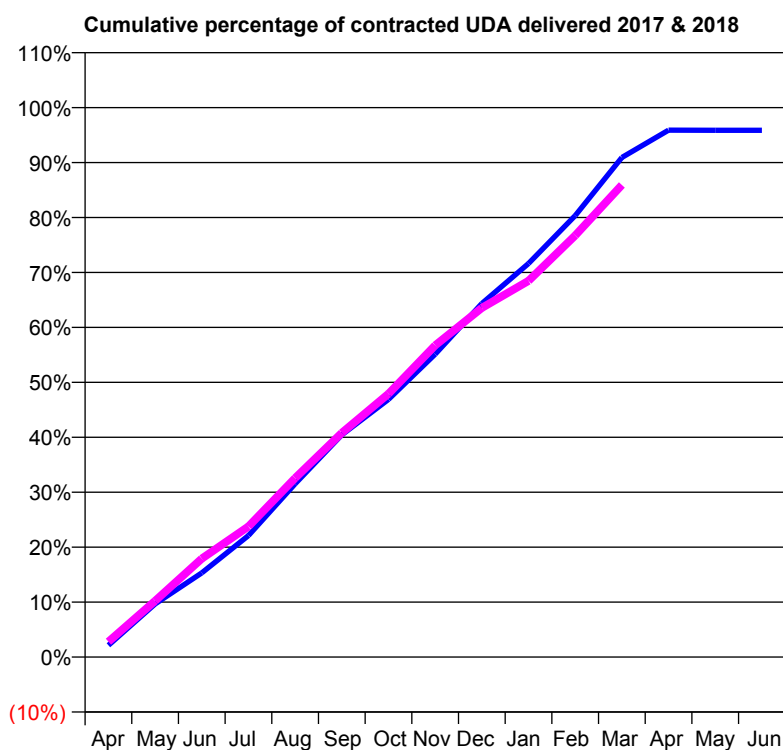
17/18 Contracted general activity (UDA)	9,000
Carry forward general activity (UDA)	0
17/18 Contracted orthodontic activity (UOA)	0
Carry forward orthodontic activity (UOA)	0
Baseline contract value	£231,585.92

ACCESS*

Patients seen in 24 months	Total	Change since previous quarter
Quarter ending March 2017	3,817	
Quarter ending June 2017	3,831	→
Quarter ending September 2017	3,843	→
Quarter ending December 2017	3,797	↓
Quarter ending March 2018	3,776	→
Variance since March 2017	(1.1%)	↓



ACTIVITY



Month	Adjusted Scheduled Activity (UDA)	
	2017	2018
April	194	253
May	870	922
June	1,379	1,612
July	1,990	2,139
August	2,839	2,933
September	3,639	3,673
October	4,221	4,312
November	4,962	5,104
December	5,790	5,718
January	6,446	6,163
February	7,230	6,906
March	8,182	7,733
April	8,631	
May	8,627	
June	8,627	

QUALITY

	Quantity	Base Number	Contract	AT	Region	England
% of FP17s for the same patient ID Re-attending within 3 months - Children	68	1,627	4.2%	10.1%	11.5%	11.9%
% of FP17s for the same patient ID Re-attending within 3 months - Adults	240	2,786	8.6%	15.5%	16.8%	16.0%
% of FP17s for the same patient ID Re-attending between 3 & 9 months - Children	967	1,627	59.4%	48.4%	47.7%	58.3%
% of FP17s for the same patient ID Re-attending between 3 & 9 months - Adults	1,338	2,786	48.0%	38.1%	38.2%	50.3%
% of FP17s for Band 1 Urgent Courses	266	4,199	6.3%	10.1%	10.6%	9.1%
% of FP17s Relating to Free Repair or Replacements	23	4,199	0.5%	0.6%	0.6%	0.8%
% of FP17s Relating to Continuations	1	4,199	0.0%	0.9%	0.8%	1.0%
% of Patients satisfied with the dentistry they have received	2	2	N/A	90.1%	89.3%	91.5%
% of Patients satisfied with the time they had to wait for an appointment	2	2	N/A	86.9%	84.4%	87.9%

* This is based on patients treated on this contract for their most recent course of treatment. Figures in italics indicate the base number of FP17s or Patient Questionnaire responses are less than 100. N/A is shown where the base number of responses is less than 10 during the period. % is calculated as Quantity/Base number*100

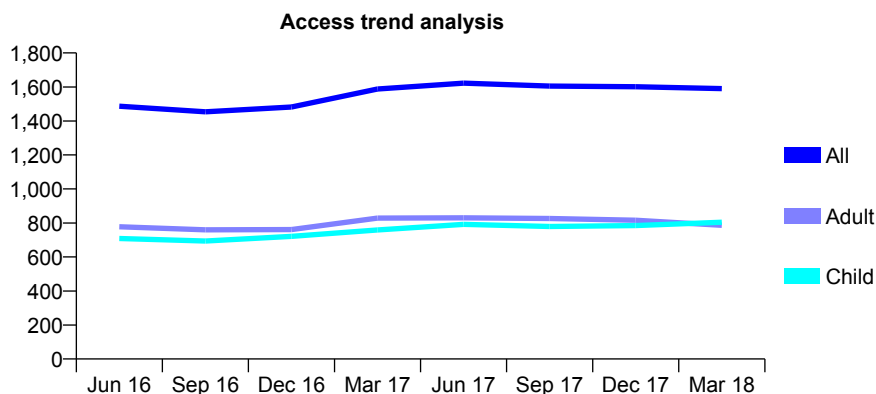
Q63 - Vital Signs At a Glance Contract Report for 101281/0142 - March 2018

Name or company name	OASIS DENTAL CARE LTD
Contract type name	GDS Contract
Purpose of contract	General
Contract start date	01/04/2006
Contract end date	

17/18 Contracted general activity (UDA)	2,919
Carry forward general activity (UDA)	57
17/18 Contracted orthodontic activity (UOA)	0
Carry forward orthodontic activity (UOA)	0
Baseline contract value	£75,959.78

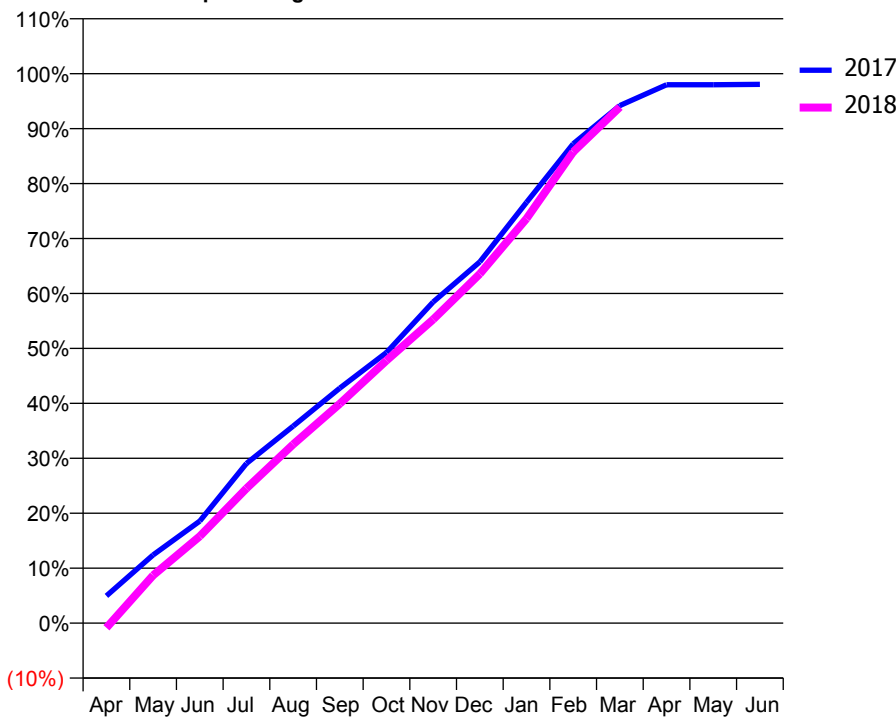
ACCESS*

Patients seen in 24 months	Total	Change since previous quarter
Quarter ending March 2017	1,588	
Quarter ending June 2017	1,622	↑
Quarter ending September 2017	1,605	↓
Quarter ending December 2017	1,601	→
Quarter ending March 2018	1,590	→
Variance since March 2017	0.1%	→



ACTIVITY

Cumulative percentage of contracted UDA delivered 2017 & 2018



Month	Adjusted Scheduled Activity (UDA)	
	2017	2018
April	145	-25
May	362	254
June	542	461
July	848	716
August	1,046	949
September	1,249	1,166
October	1,438	1,395
November	1,706	1,613
December	1,919	1,855
January	2,235	2,149
February	2,546	2,503
March	2,750	2,741
April	2,860	
May	2,860	
June	2,862	

QUALITY

	Quantity	Base Number	Contract	AT	Region	England
% of FP17s for the same patient ID Re-attending within 3 months - Children	108	1,071	10.1%	10.1%	11.5%	11.9%
% of FP17s for the same patient ID Re-attending within 3 months - Adults	126	831	15.2%	15.5%	16.8%	16.0%
% of FP17s for the same patient ID Re-attending between 3 & 9 months - Children	486	1,071	45.4%	48.4%	47.7%	58.3%
% of FP17s for the same patient ID Re-attending between 3 & 9 months - Adults	346	831	41.6%	38.1%	38.2%	50.3%
% of FP17s for Band 1 Urgent Courses	107	1,815	5.9%	10.1%	10.6%	9.1%
% of FP17s Relating to Free Repair or Replacements	4	1,815	0.2%	0.6%	0.6%	0.8%
% of FP17s Relating to Continuations	47	1,815	2.6%	0.9%	0.8%	1.0%
% of Patients satisfied with the dentistry they have received	2	2	N/A	90.1%	89.3%	91.5%
% of Patients satisfied with the time they had to wait for an appointment	2	2	N/A	86.9%	84.4%	87.9%

* This is based on patients treated on this contract for their most recent course of treatment. Figures in italics indicate the base number of FP17s or Patient Questionnaire responses are less than 100. N/A is shown where the base number of responses is less than 10 during the period. % is calculated as Quantity/Base number*100

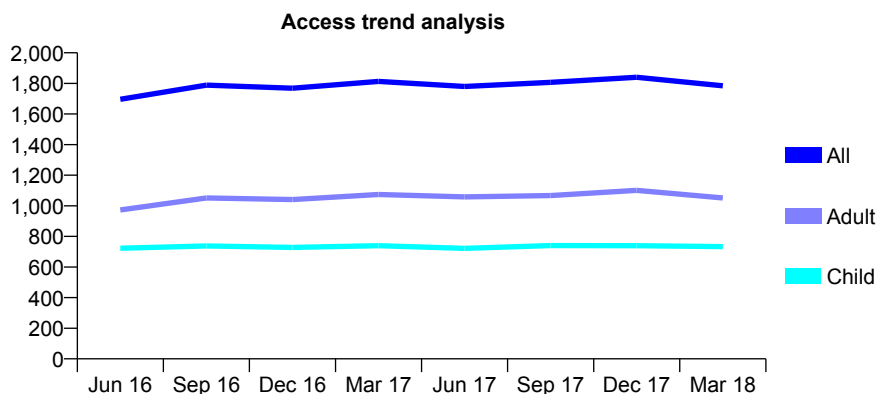
Q63 - Vital Signs At a Glance Contract Report for 101281/0148 - March 2018

Name or company name	OASIS DENTAL CARE LTD
Contract type name	GDS Contract
Purpose of contract	General
Contract start date	01/04/2006
Contract end date	

17/18 Contracted general activity (UDA)	4,000
Carry forward general activity (UDA)	-54
17/18 Contracted orthodontic activity (UOA)	0
Carry forward orthodontic activity (UOA)	0
Baseline contract value	£105,420.45

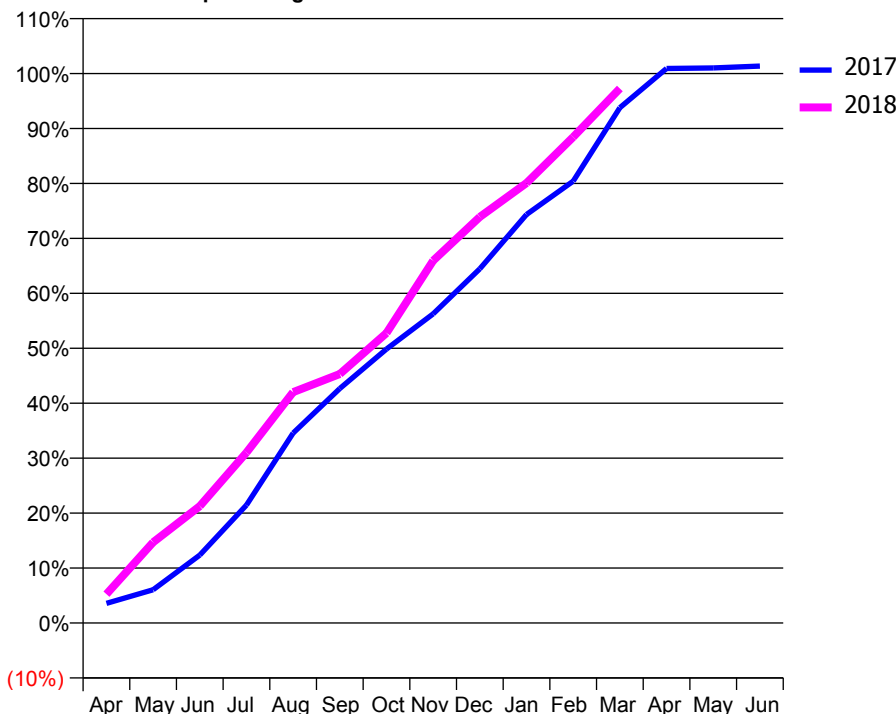
ACCESS*

Patients seen in 24 months	Total	Change since previous quarter
Quarter ending March 2017	1,813	
Quarter ending June 2017	1,780	↓
Quarter ending September 2017	1,807	→
Quarter ending December 2017	1,840	→
Quarter ending March 2018	1,784	↓
Variance since March 2017	(1.6%)	↓



ACTIVITY

Cumulative percentage of contracted UDA delivered 2017 & 2018



Month	Adjusted Scheduled Activity (UDA)	
	2017	2018
April	143	210
May	242	588
June	495	851
July	858	1,241
August	1,383	1,680
September	1,707	1,813
October	1,994	2,111
November	2,251	2,637
December	2,579	2,956
January	2,974	3,203
February	3,217	3,538
March	3,751	3,891
April	4,037	
May	4,041	
June	4,054	

QUALITY

	Quantity	Base Number	Contract	AT	Region	England
% of FP17s for the same patient ID Re-attending within 3 months - Children	113	1,058	10.7%	10.1%	11.5%	11.9%
% of FP17s for the same patient ID Re-attending within 3 months - Adults	131	1,099	11.9%	15.5%	16.8%	16.0%
% of FP17s for the same patient ID Re-attending between 3 & 9 months - Children	572	1,058	54.1%	48.4%	47.7%	58.3%
% of FP17s for the same patient ID Re-attending between 3 & 9 months - Adults	504	1,099	45.9%	38.1%	38.2%	50.3%
% of FP17s for Band 1 Urgent Courses	149	2,024	7.4%	10.1%	10.6%	9.1%
% of FP17s Relating to Free Repair or Replacements	21	2,024	1.0%	0.6%	0.6%	0.8%
% of FP17s Relating to Continuations	5	2,024	0.2%	0.9%	0.8%	1.0%
% of Patients satisfied with the dentistry they have received	2	2	N/A	90.1%	89.3%	91.5%
% of Patients satisfied with the time they had to wait for an appointment	2	2	N/A	86.9%	84.4%	87.9%

* This is based on patients treated on this contract for their most recent course of treatment. Figures in italics indicate the base number of FP17s or Patient Questionnaire responses are less than 100. N/A is shown where the base number of responses is less than 10 during the period. % is calculated as Quantity/Base number*100

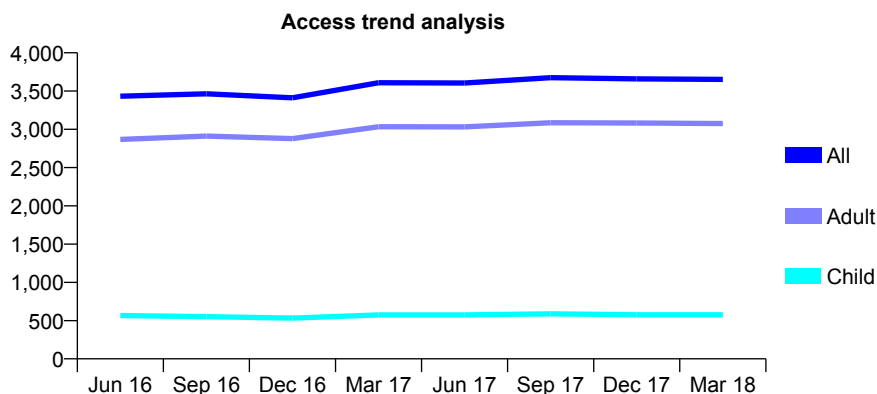
Q63 - Vital Signs At a Glance Contract Report for 101281/0167 - March 2018

Name or company name	OASIS DENTAL CARE LTD
Contract type name	GDS Contract
Purpose of contract	General
Contract start date	01/05/2007
Contract end date	

17/18 Contracted general activity (UDA)	8,500
Carry forward general activity (UDA)	0
17/18 Contracted orthodontic activity (UOA)	0
Carry forward orthodontic activity (UOA)	0
Baseline contract value	£222,091.73

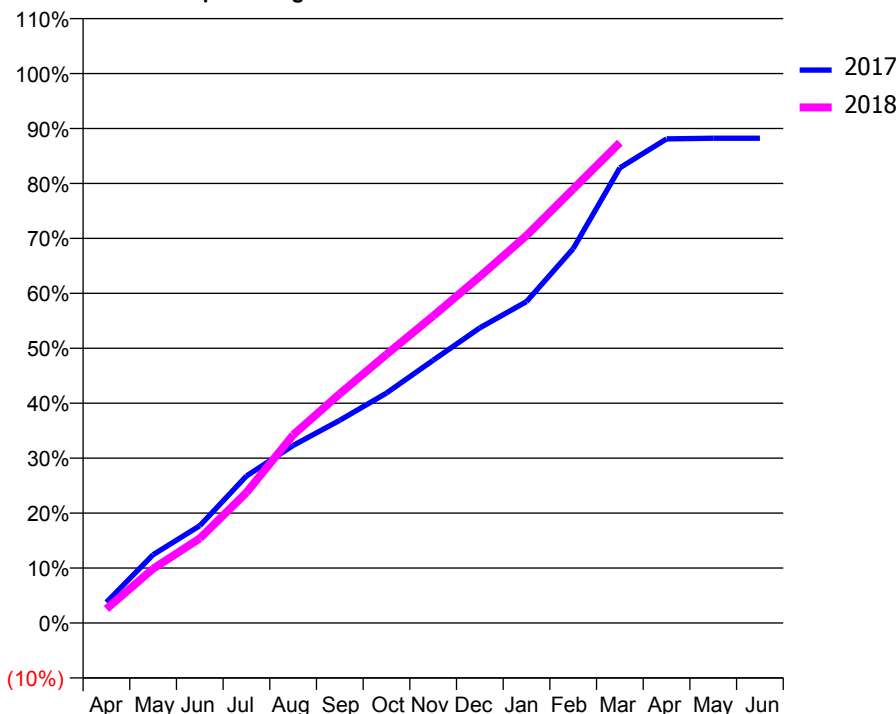
ACCESS*

Patients seen in 24 months	Total	Change since previous quarter
Quarter ending March 2017	3,608	
Quarter ending June 2017	3,605	→
Quarter ending September 2017	3,675	→
Quarter ending December 2017	3,659	→
Quarter ending March 2018	3,652	→
Variance since March 2017	1.2%	→



ACTIVITY

Cumulative percentage of contracted UDA delivered 2017 & 2018



Month	Adjusted Scheduled Activity (UDA)	
	2017	2018
April	321	218
May	1,057	841
June	1,506	1,309
July	2,274	2,018
August	2,746	2,910
September	3,137	3,546
October	3,557	4,156
November	4,065	4,750
December	4,565	5,359
January	4,972	5,993
February	5,792	6,713
March	7,040	7,431
April	7,489	
May	7,499	
June	7,499	

QUALITY

	Quantity	Base Number	Contract	AT	Region	England
% of FP17s for the same patient ID Re-attending within 3 months - Children	40	674	5.9%	10.1%	11.5%	11.9%
% of FP17s for the same patient ID Re-attending within 3 months - Adults	380	2,944	12.9%	15.5%	16.8%	16.0%
% of FP17s for the same patient ID Re-attending between 3 & 9 months - Children	307	674	45.5%	48.4%	47.7%	58.3%
% of FP17s for the same patient ID Re-attending between 3 & 9 months - Adults	864	2,944	29.3%	38.1%	38.2%	50.3%
% of FP17s for Band 1 Urgent Courses	250	3,419	7.3%	10.1%	10.6%	9.1%
% of FP17s Relating to Free Repair or Replacements	18	3,419	0.5%	0.6%	0.6%	0.8%
% of FP17s Relating to Continuations	45	3,419	1.3%	0.9%	0.8%	1.0%
% of Patients satisfied with the dentistry they have received	0	1	N/A	90.1%	89.3%	91.5%
% of Patients satisfied with the time they had to wait for an appointment	1	1	N/A	86.9%	84.4%	87.9%

* This is based on patients treated on this contract for their most recent course of treatment. Figures in italics indicate the base number of FP17s or Patient Questionnaire responses are less than 100. N/A is shown where the base number of responses is less than 10 during the period. % is calculated as Quantity/Base number*100

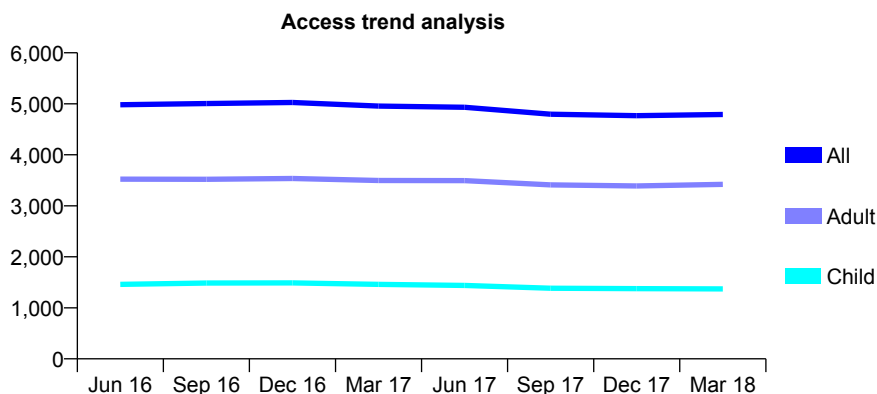
Q63 - Vital Signs At a Glance Contract Report for 101338/0042 - March 2018

Name or company name	Whitecross Dental Care Limited
Contract type name	GDS Contract
Purpose of contract	General
Contract start date	01/04/2006
Contract end date	

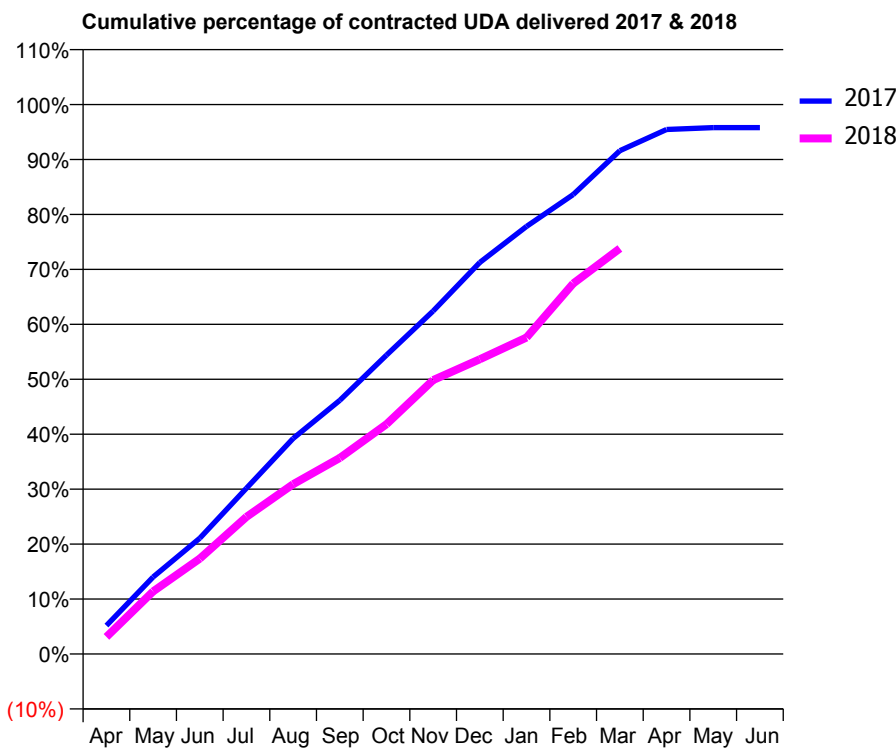
17/18 Contracted general activity (UDA)	17,283
Carry forward general activity (UDA)	0
17/18 Contracted orthodontic activity (UOA)	0
Carry forward orthodontic activity (UOA)	0
Baseline contract value	£595,984.45

ACCESS*

Patients seen in 24 months	Total	Change since previous quarter
Quarter ending March 2017	4,956	
Quarter ending June 2017	4,933	→
Quarter ending September 2017	4,795	↓
Quarter ending December 2017	4,767	→
Quarter ending March 2018	4,791	→
Variance since March 2017	(3.3%)	↓



ACTIVITY



Month	Adjusted Scheduled Activity (UDA)	
	2017	2018
April	896	538
May	2,422	1,969
June	3,643	3,000
July	5,216	4,315
August	6,780	5,339
September	7,978	6,165
October	9,401	7,228
November	10,791	8,615
December	12,317	9,272
January	13,447	9,954
February	14,452	11,655
March	15,829	12,756
April	16,497	
May	16,558	
June	16,556	

QUALITY

	Quantity	Base Number	Contract	AT	Region	England
% of FP17s for the same patient ID Re-attending within 3 months - Children	106	1,398	7.6%	10.1%	11.5%	11.9%
% of FP17s for the same patient ID Re-attending within 3 months - Adults	510	3,273	15.6%	15.5%	16.8%	16.0%
% of FP17s for the same patient ID Re-attending between 3 & 9 months - Children	548	1,398	39.2%	48.4%	47.7%	58.3%
% of FP17s for the same patient ID Re-attending between 3 & 9 months - Adults	917	3,273	28.0%	38.1%	38.2%	50.3%
% of FP17s for Band 1 Urgent Courses	531	4,484	11.8%	10.1%	10.6%	9.1%
% of FP17s Relating to Free Repair or Replacements	34	4,484	0.8%	0.6%	0.6%	0.8%
% of FP17s Relating to Continuations	73	4,484	1.6%	0.9%	0.8%	1.0%
% of Patients satisfied with the dentistry they have received	4	5	N/A	90.1%	89.3%	91.5%
% of Patients satisfied with the time they had to wait for an appointment	3	5	N/A	86.9%	84.4%	87.9%

* This is based on patients treated on this contract for their most recent course of treatment. Figures in italics indicate the base number of FP17s or Patient Questionnaire responses are less than 100. N/A is shown where the base number of responses is less than 10 during the period. % is calculated as Quantity/Base number*100

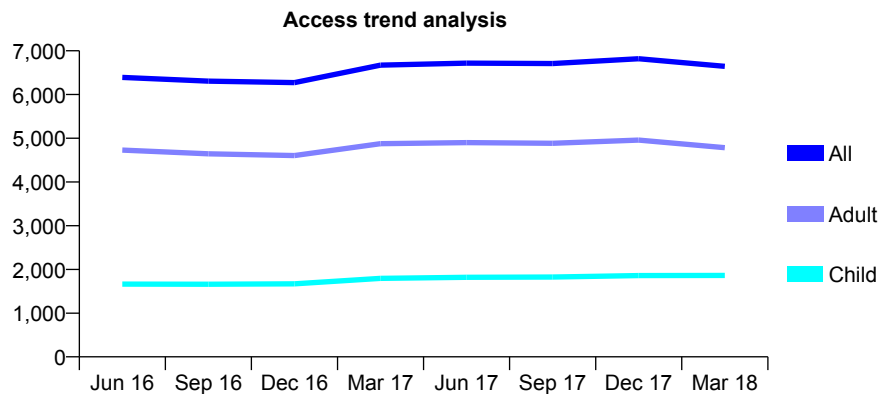
Q63 - Vital Signs At a Glance Contract Report for 101362/0030 - March 2018

Name or company name	Rodericks Dental Limited
Contract type name	GDS Contract
Purpose of contract	General
Contract start date	30/04/2010
Contract end date	

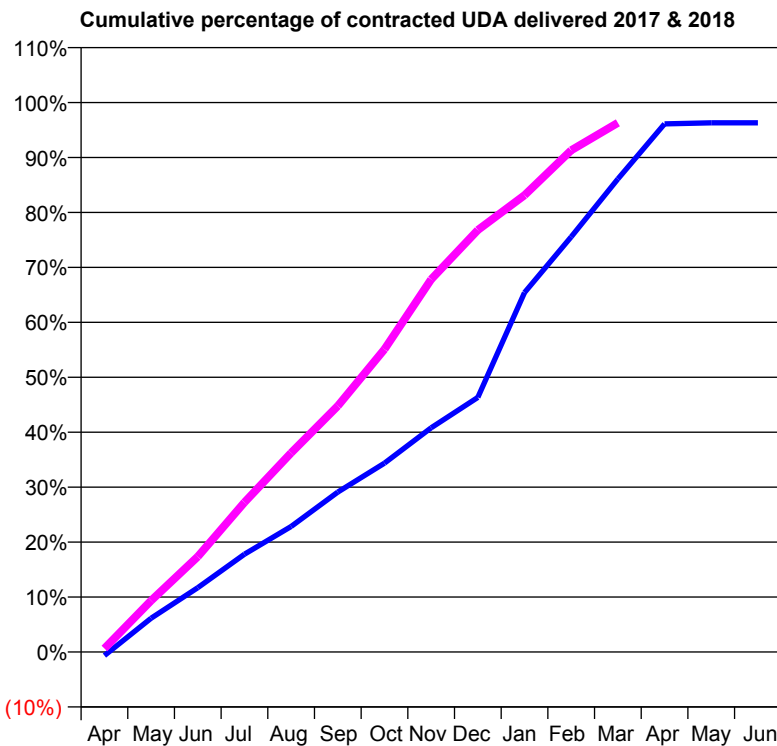
17/18 Contracted general activity (UDA)	16,500
Carry forward general activity (UDA)	609
17/18 Contracted orthodontic activity (UOA)	0
Carry forward orthodontic activity (UOA)	0
Baseline contract value	£440,660.26

ACCESS*

Patients seen in 24 months	Total	Change since previous quarter
Quarter ending March 2017	6,672	
Quarter ending June 2017	6,719	→
Quarter ending September 2017	6,709	→
Quarter ending December 2017	6,818	→
Quarter ending March 2018	6,646	↓
Variance since March 2017	(0.4%)	→



ACTIVITY



Month	Adjusted Scheduled Activity (UDA)	
	2017	2018
April	-109	107
May	1,016	1,542
June	1,931	2,864
July	2,937	4,495
August	3,770	5,982
September	4,803	7,388
October	5,672	9,091
November	6,731	11,189
December	7,646	12,670
January	10,793	13,716
February	12,465	15,066
March	14,206	15,891
April	15,860	
May	15,889	
June	15,891	

QUALITY

	Quantity	Base Number	Contract	AT	Region	England
% of FP17s for the same patient ID Re-attending within 3 months - Children	307	2,724	11.3%	10.1%	11.5%	11.9%
% of FP17s for the same patient ID Re-attending within 3 months - Adults	1,152	5,739	20.1%	15.5%	16.8%	16.0%
% of FP17s for the same patient ID Re-attending between 3 & 9 months - Children	1,471	2,724	54.0%	48.4%	47.7%	58.3%
% of FP17s for the same patient ID Re-attending between 3 & 9 months - Adults	2,392	5,739	41.7%	38.1%	38.2%	50.3%
% of FP17s for Band 1 Urgent Courses	904	7,809	11.6%	10.1%	10.6%	9.1%
% of FP17s Relating to Free Repair or Replacements	143	7,809	1.8%	0.6%	0.6%	0.8%
% of FP17s Relating to Continuations	61	7,809	0.8%	0.9%	0.8%	1.0%
% of Patients satisfied with the dentistry they have received	5	6	N/A	90.1%	89.3%	91.5%
% of Patients satisfied with the time they had to wait for an appointment	6	6	N/A	86.9%	84.4%	87.9%

* This is based on patients treated on this contract for their most recent course of treatment. Figures in italics indicate the base number of FP17s or Patient Questionnaire responses are less than 100. N/A is shown where the base number of responses is less than 10 during the period. % is calculated as Quantity/Base number*100

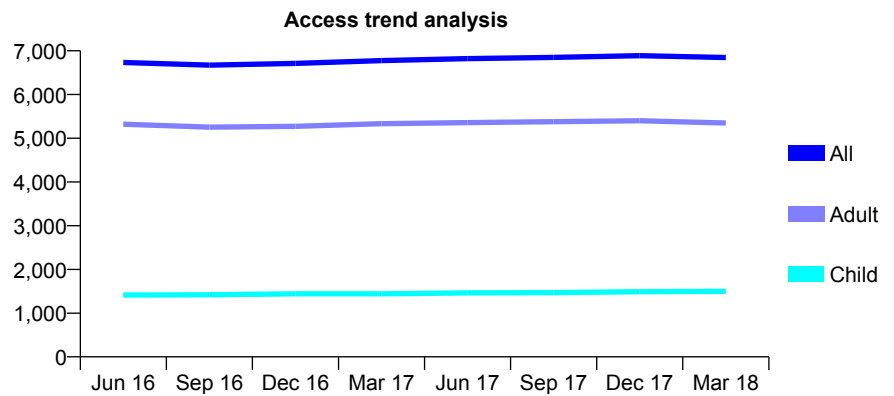
Q63 - Vital Signs At a Glance Contract Report for 101370/0062 - March 2018

Name or company name	Petrie Tucker and Partners Ltd
Contract type name	GDS Contract
Purpose of contract	General
Contract start date	01/04/2006
Contract end date	

17/18 Contracted general activity (UDA)	21,013
Carry forward general activity (UDA)	0
17/18 Contracted orthodontic activity (UOA)	0
Carry forward orthodontic activity (UOA)	0
Baseline contract value	£586,830.74

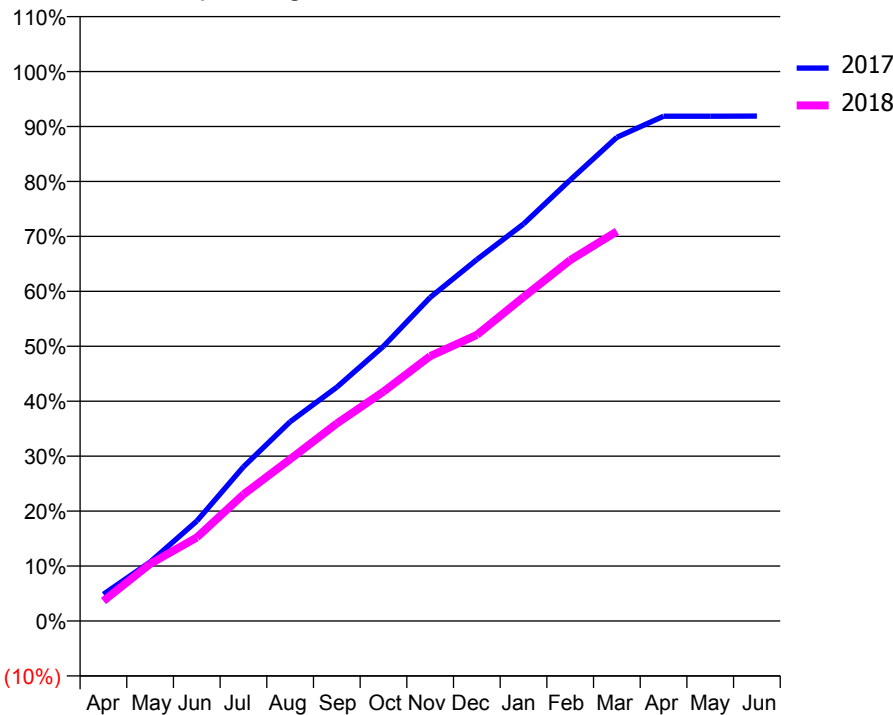
ACCESS*

Patients seen in 24 months	Total	Change since previous quarter
Quarter ending March 2017	6,776	
Quarter ending June 2017	6,821	→
Quarter ending September 2017	6,848	→
Quarter ending December 2017	6,890	→
Quarter ending March 2018	6,847	→
Variance since March 2017	1.0%	→



ACTIVITY

Cumulative percentage of contracted UDA delivered 2017 & 2018



Month	Adjusted Scheduled Activity (UDA)	
	2017	2018
April	1,021	769
May	2,257	2,184
June	3,824	3,197
July	5,899	4,840
August	7,619	6,189
September	8,943	7,553
October	10,508	8,771
November	12,372	10,129
December	13,824	10,941
January	15,185	12,388
February	16,864	13,799
March	18,499	14,896
April	19,306	
May	19,306	
June	19,311	

QUALITY

	Quantity	Base Number	Contract	AT	Region	England
% of FP17s for the same patient ID Re-attending within 3 months - Children	116	1,643	7.1%	10.1%	11.5%	11.9%
% of FP17s for the same patient ID Re-attending within 3 months - Adults	775	5,592	13.9%	15.5%	16.8%	16.0%
% of FP17s for the same patient ID Re-attending between 3 & 9 months - Children	716	1,643	43.6%	48.4%	47.7%	58.3%
% of FP17s for the same patient ID Re-attending between 3 & 9 months - Adults	2,173	5,592	38.9%	38.1%	38.2%	50.3%
% of FP17s for Band 1 Urgent Courses	527	6,921	7.6%	10.1%	10.6%	9.1%
% of FP17s Relating to Free Repair or Replacements	87	6,921	1.3%	0.6%	0.6%	0.8%
% of FP17s Relating to Continuations	149	6,921	2.2%	0.9%	0.8%	1.0%
% of Patients satisfied with the dentistry they have received	4	4	N/A	90.1%	89.3%	91.5%
% of Patients satisfied with the time they had to wait for an appointment	4	4	N/A	86.9%	84.4%	87.9%

* This is based on patients treated on this contract for their most recent course of treatment. Figures in italics indicate the base number of FP17s or Patient Questionnaire responses are less than 100. N/A is shown where the base number of responses is less than 10 during the period. % is calculated as Quantity/Base number*100

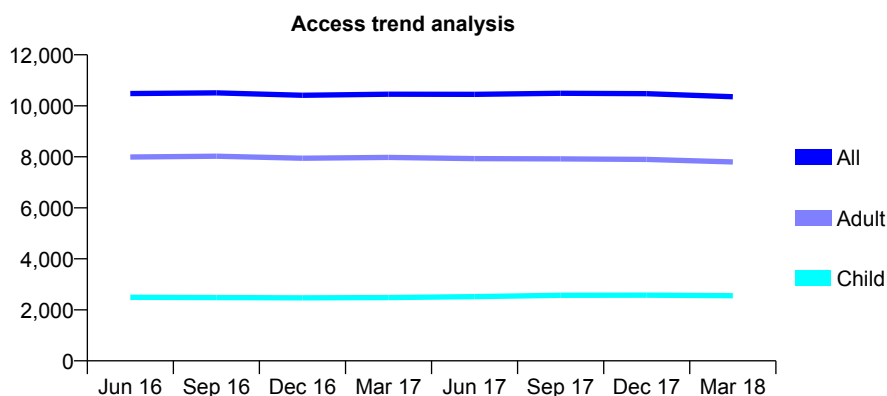
Q63 - Vital Signs At a Glance Contract Report for 101370/0067 - March 2018

Name or company name	Petrie Tucker and Partners Ltd
Contract type name	GDS Contract
Purpose of contract	General
Contract start date	01/04/2006
Contract end date	

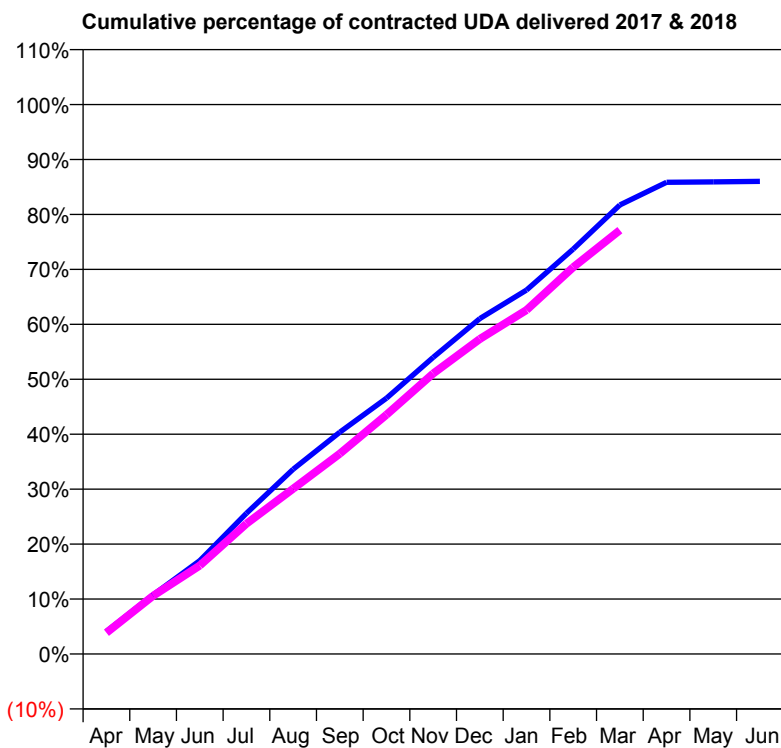
17/18 Contracted general activity (UDA)	37,732
Carry forward general activity (UDA)	0
17/18 Contracted orthodontic activity (UOA)	0
Carry forward orthodontic activity (UOA)	0
Baseline contract value	£1,056,016.60

ACCESS*

Patients seen in 24 months	Total	Change since previous quarter
Quarter ending March 2017	10,456	
Quarter ending June 2017	10,448	→
Quarter ending September 2017	10,490	→
Quarter ending December 2017	10,474	→
Quarter ending March 2018	10,353	↓
Variance since March 2017	(1.0%)	→



ACTIVITY



Month	Adjusted Scheduled Activity (UDA)	
	2017	2018
April	1,553	1,464
May	4,064	3,995
June	6,410	6,076
July	9,661	8,954
August	12,682	11,346
September	15,232	13,759
October	17,570	16,436
November	20,369	19,262
December	23,035	21,634
January	24,989	23,620
February	27,802	26,559
March	30,832	29,102
April	32,386	
May	32,419	
June	32,457	

QUALITY

	Quantity	Base Number	Contract	AT	Region	England
% of FP17s for the same patient ID Re-attending within 3 months - Children	302	3,254	9.3%	10.1%	11.5%	11.9%
% of FP17s for the same patient ID Re-attending within 3 months - Adults	1,385	8,296	16.7%	15.5%	16.8%	16.0%
% of FP17s for the same patient ID Re-attending between 3 & 9 months - Children	1,553	3,254	47.7%	48.4%	47.7%	58.3%
% of FP17s for the same patient ID Re-attending between 3 & 9 months - Adults	2,961	8,296	35.7%	38.1%	38.2%	50.3%
% of FP17s for Band 1 Urgent Courses	1,093	11,053	9.9%	10.1%	10.6%	9.1%
% of FP17s Relating to Free Repair or Replacements	84	11,053	0.8%	0.6%	0.6%	0.8%
% of FP17s Relating to Continuations	247	11,053	2.2%	0.9%	0.8%	1.0%
% of Patients satisfied with the dentistry they have received	5	5	N/A	90.1%	89.3%	91.5%
% of Patients satisfied with the time they had to wait for an appointment	4	5	N/A	86.9%	84.4%	87.9%

* This is based on patients treated on this contract for their most recent course of treatment. Figures in italics indicate the base number of FP17s or Patient Questionnaire responses are less than 100. N/A is shown where the base number of responses is less than 10 during the period. % is calculated as Quantity/Base number*100

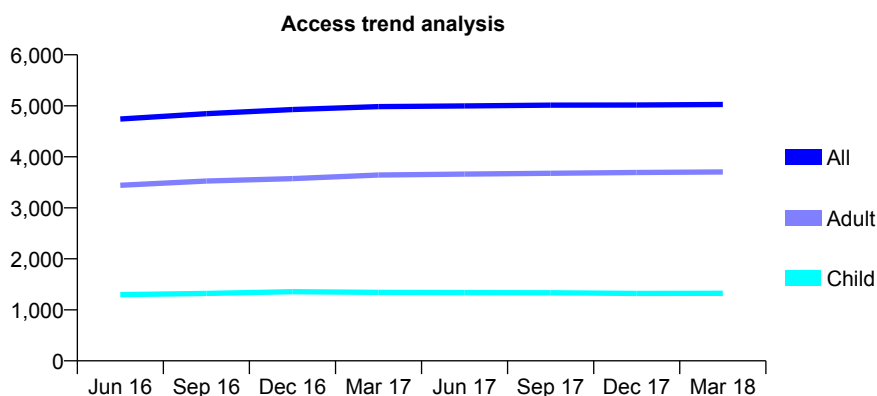
Q63 - Vital Signs At a Glance Contract Report for 101435/0001 - March 2018

Name or company name	IDH Limited
Contract type name	GDS Contract
Purpose of contract	General
Contract start date	01/04/2006
Contract end date	

17/18 Contracted general activity (UDA)	13,959
Carry forward general activity (UDA)	0
17/18 Contracted orthodontic activity (UOA)	0
Carry forward orthodontic activity (UOA)	0
Baseline contract value	£364,160.61

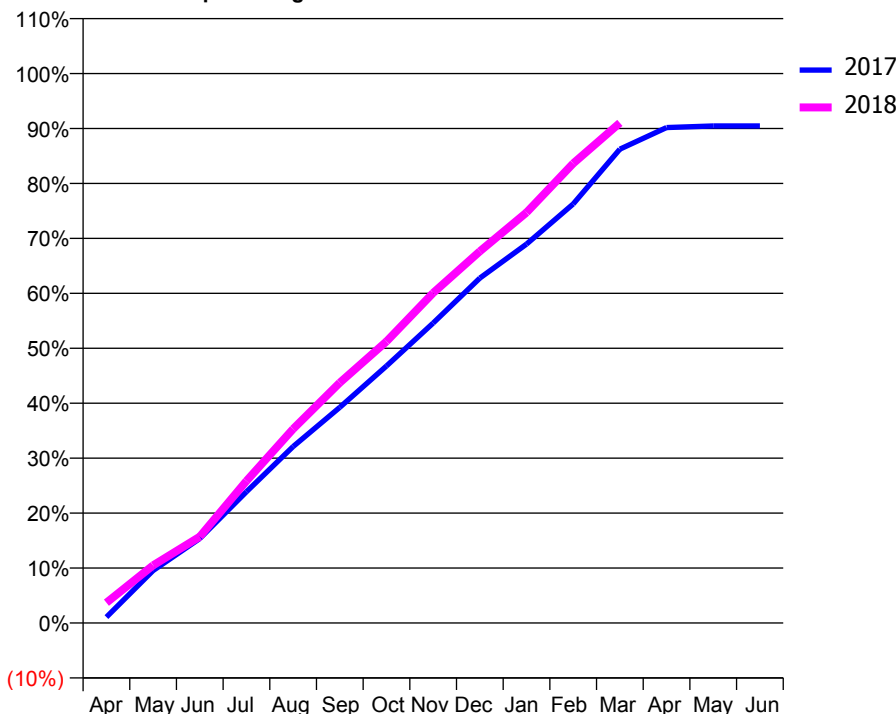
ACCESS*

Patients seen in 24 months	Total	Change since previous quarter
Quarter ending March 2017	4,985	
Quarter ending June 2017	4,998	→
Quarter ending September 2017	5,013	→
Quarter ending December 2017	5,016	→
Quarter ending March 2018	5,027	→
Variance since March 2017	0.8%	→



ACTIVITY

Cumulative percentage of contracted UDA delivered 2017 & 2018



Month	Adjusted Scheduled Activity (UDA)	
	2017	2018
April	151	516
May	1,332	1,466
June	2,147	2,192
July	3,336	3,609
August	4,482	4,931
September	5,479	6,107
October	6,528	7,154
November	7,621	8,384
December	8,760	9,442
January	9,626	10,428
February	10,646	11,675
March	12,036	12,705
April	12,585	
May	12,628	
June	12,628	

QUALITY

	Quantity	Base Number	Contract	AT	Region	England
% of FP17s for the same patient ID Re-attending within 3 months - Children	68	1,538	4.4%	10.1%	11.5%	11.9%
% of FP17s for the same patient ID Re-attending within 3 months - Adults	289	3,407	8.5%	15.5%	16.8%	16.0%
% of FP17s for the same patient ID Re-attending between 3 & 9 months - Children	699	1,538	45.4%	48.4%	47.7%	58.3%
% of FP17s for the same patient ID Re-attending between 3 & 9 months - Adults	1,037	3,407	30.4%	38.1%	38.2%	50.3%
% of FP17s for Band 1 Urgent Courses	248	4,758	5.2%	10.1%	10.6%	9.1%
% of FP17s Relating to Free Repair or Replacements	8	4,758	0.2%	0.6%	0.6%	0.8%
% of FP17s Relating to Continuations	58	4,758	1.2%	0.9%	0.8%	1.0%
% of Patients satisfied with the dentistry they have received	0	1	N/A	90.1%	89.3%	91.5%
% of Patients satisfied with the time they had to wait for an appointment	1	1	N/A	86.9%	84.4%	87.9%

* This is based on patients treated on this contract for their most recent course of treatment. Figures in italics indicate the base number of FP17s or Patient Questionnaire responses are less than 100. N/A is shown where the base number of responses is less than 10 during the period. % is calculated as Quantity/Base number*100

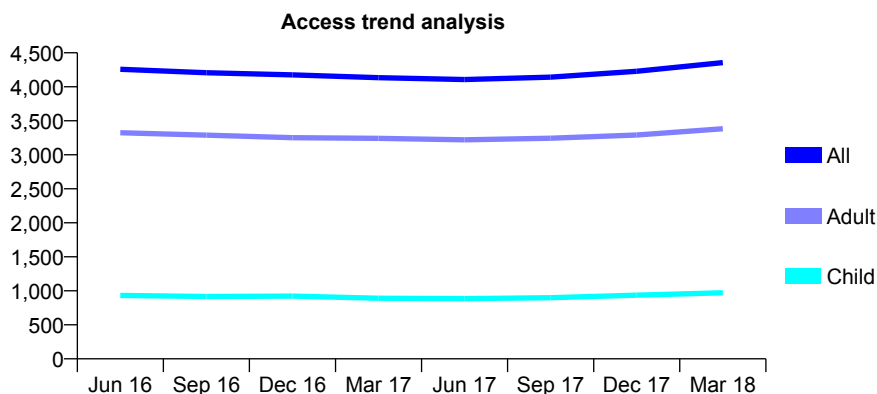
Q63 - Vital Signs At a Glance Contract Report for 101435/0026 - March 2018

Name or company name	IDH Limited
Contract type name	GDS Contract
Purpose of contract	General
Contract start date	01/04/2006
Contract end date	

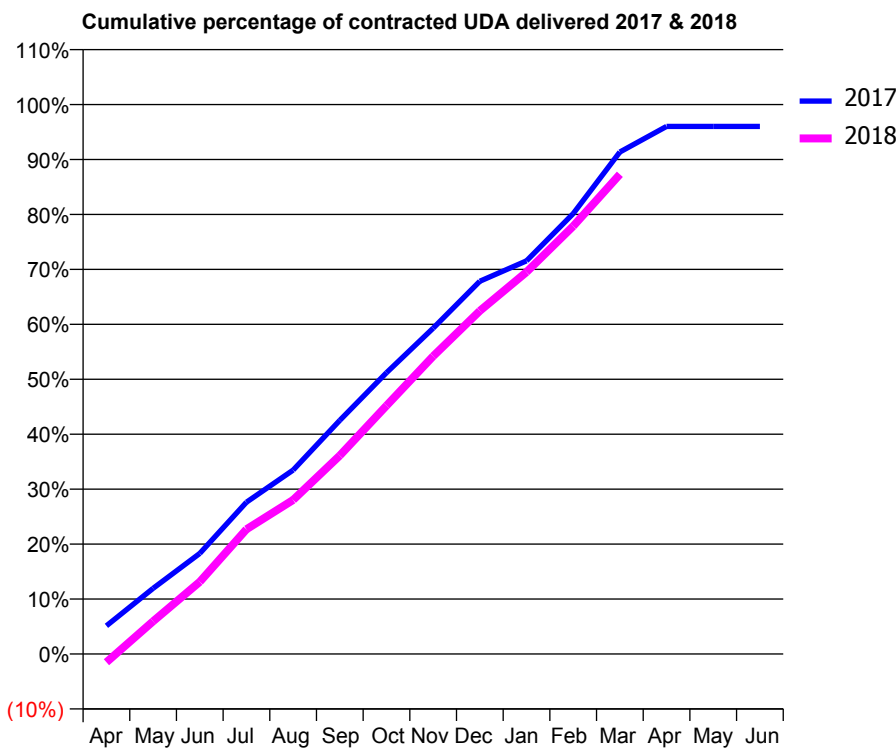
17/18 Contracted general activity (UDA)	14,614
Carry forward general activity (UDA)	582
17/18 Contracted orthodontic activity (UOA)	0
Carry forward orthodontic activity (UOA)	0
Baseline contract value	£358,831.36

ACCESS*

Patients seen in 24 months	Total	Change since previous quarter
Quarter ending March 2017	4,135	
Quarter ending June 2017	4,106	→
Quarter ending September 2017	4,143	→
Quarter ending December 2017	4,228	↑
Quarter ending March 2018	4,355	↑
Variance since March 2017	5.3%	↑



ACTIVITY



Month	Adjusted Scheduled Activity (UDA)	
	2017	2018
April	751	-221
May	1,745	870
June	2,674	1,920
July	4,038	3,318
August	4,891	4,099
September	6,216	5,278
October	7,481	6,607
November	8,666	7,921
December	9,915	9,127
January	10,457	10,157
February	11,712	11,380
March	13,349	12,759
April	14,030	
May	14,032	
June	14,032	

QUALITY

	Quantity	Base Number	Contract	AT	Region	England
% of FP17s for the same patient ID Re-attending within 3 months - Children	97	1,293	7.5%	10.1%	11.5%	11.9%
% of FP17s for the same patient ID Re-attending within 3 months - Adults	706	4,615	15.3%	15.5%	16.8%	16.0%
% of FP17s for the same patient ID Re-attending between 3 & 9 months - Children	623	1,293	48.2%	48.4%	47.7%	58.3%
% of FP17s for the same patient ID Re-attending between 3 & 9 months - Adults	2,327	4,615	50.4%	38.1%	38.2%	50.3%
% of FP17s for Band 1 Urgent Courses	461	5,661	8.1%	10.1%	10.6%	9.1%
% of FP17s Relating to Free Repair or Replacements	21	5,661	0.4%	0.6%	0.6%	0.8%
% of FP17s Relating to Continuations	141	5,661	2.5%	0.9%	0.8%	1.0%
% of Patients satisfied with the dentistry they have received	5	5	N/A	90.1%	89.3%	91.5%
% of Patients satisfied with the time they had to wait for an appointment	5	5	N/A	86.9%	84.4%	87.9%

* This is based on patients treated on this contract for their most recent course of treatment. Figures in italics indicate the base number of FP17s or Patient Questionnaire responses are less than 100. N/A is shown where the base number of responses is less than 10 during the period. % is calculated as Quantity/Base number*100

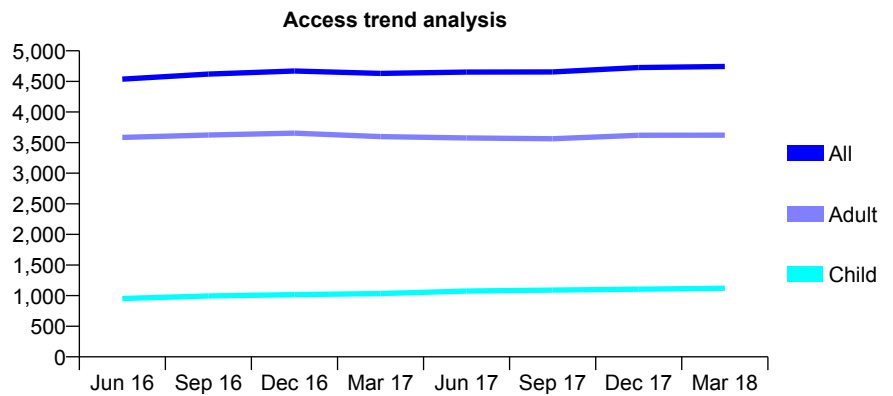
Q63 - Vital Signs At a Glance Contract Report for 101435/0030 - March 2018

Name or company name	IDH Limited
Contract type name	GDS Contract
Purpose of contract	General
Contract start date	01/04/2006
Contract end date	

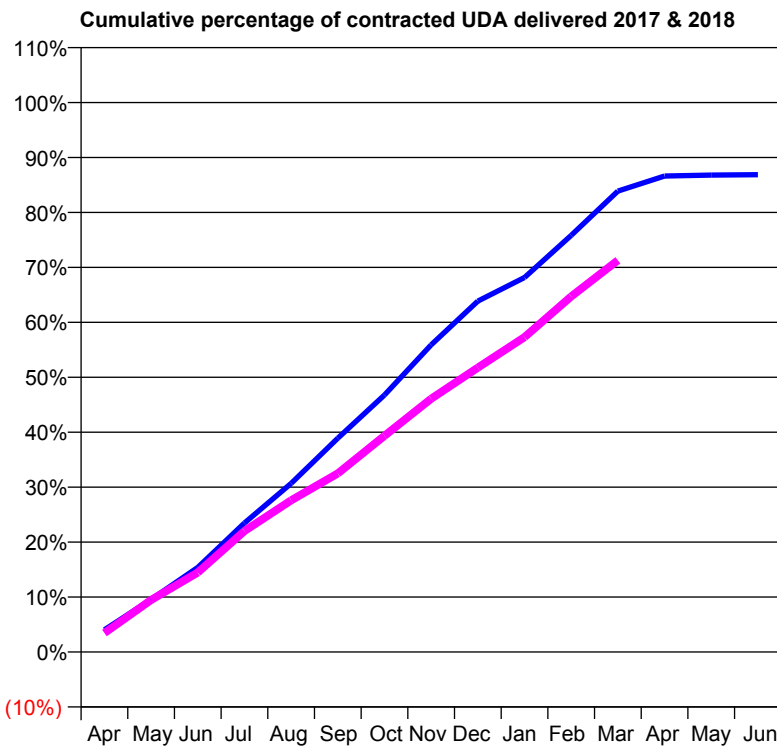
17/18 Contracted general activity (UDA)	15,000
Carry forward general activity (UDA)	0
17/18 Contracted orthodontic activity (UOA)	0
Carry forward orthodontic activity (UOA)	0
Baseline contract value	£401,134.86

ACCESS*

Patients seen in 24 months	Total	Change since previous quarter
Quarter ending March 2017	4,631	
Quarter ending June 2017	4,652	→
Quarter ending September 2017	4,655	→
Quarter ending December 2017	4,726	→
Quarter ending March 2018	4,745	→
Variance since March 2017	2.5%	↑



ACTIVITY



Month	Adjusted Scheduled Activity (UDA)	
	2017	2018
April	607	520
May	1,435	1,423
June	2,309	2,172
July	3,523	3,303
August	4,604	4,139
September	5,838	4,875
October	7,016	5,903
November	8,386	6,913
December	9,580	7,764
January	10,223	8,594
February	11,373	9,705
March	12,581	10,692
April	12,995	
May	13,017	
June	13,029	

QUALITY

	Quantity	Base Number	Contract	AT	Region	England
% of FP17s for the same patient ID Re-attending within 3 months - Children	84	1,271	6.6%	10.1%	11.5%	11.9%
% of FP17s for the same patient ID Re-attending within 3 months - Adults	370	3,612	10.2%	15.5%	16.8%	16.0%
% of FP17s for the same patient ID Re-attending between 3 & 9 months - Children	573	1,271	45.1%	48.4%	47.7%	58.3%
% of FP17s for the same patient ID Re-attending between 3 & 9 months - Adults	1,437	3,612	39.8%	38.1%	38.2%	50.3%
% of FP17s for Band 1 Urgent Courses	245	4,700	5.2%	10.1%	10.6%	9.1%
% of FP17s Relating to Free Repair or Replacements	8	4,700	0.2%	0.6%	0.6%	0.8%
% of FP17s Relating to Continuations	56	4,700	1.2%	0.9%	0.8%	1.0%
% of Patients satisfied with the dentistry they have received	3	3	N/A	90.1%	89.3%	91.5%
% of Patients satisfied with the time they had to wait for an appointment	3	3	N/A	86.9%	84.4%	87.9%

* This is based on patients treated on this contract for their most recent course of treatment. Figures in italics indicate the base number of FP17s or Patient Questionnaire responses are less than 100. N/A is shown where the base number of responses is less than 10 during the period. % is calculated as Quantity/Base number*100

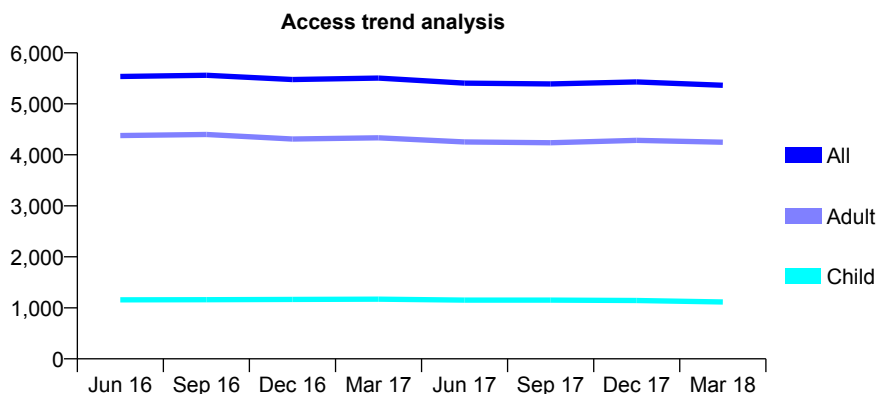
Q63 - Vital Signs At a Glance Contract Report for 101435/0032 - March 2018

Name or company name	IDH Limited
Contract type name	GDS Contract
Purpose of contract	General
Contract start date	01/04/2006
Contract end date	

17/18 Contracted general activity (UDA)	20,379
Carry forward general activity (UDA)	0
17/18 Contracted orthodontic activity (UOA)	0
Carry forward orthodontic activity (UOA)	0
Baseline contract value	£582,758.31

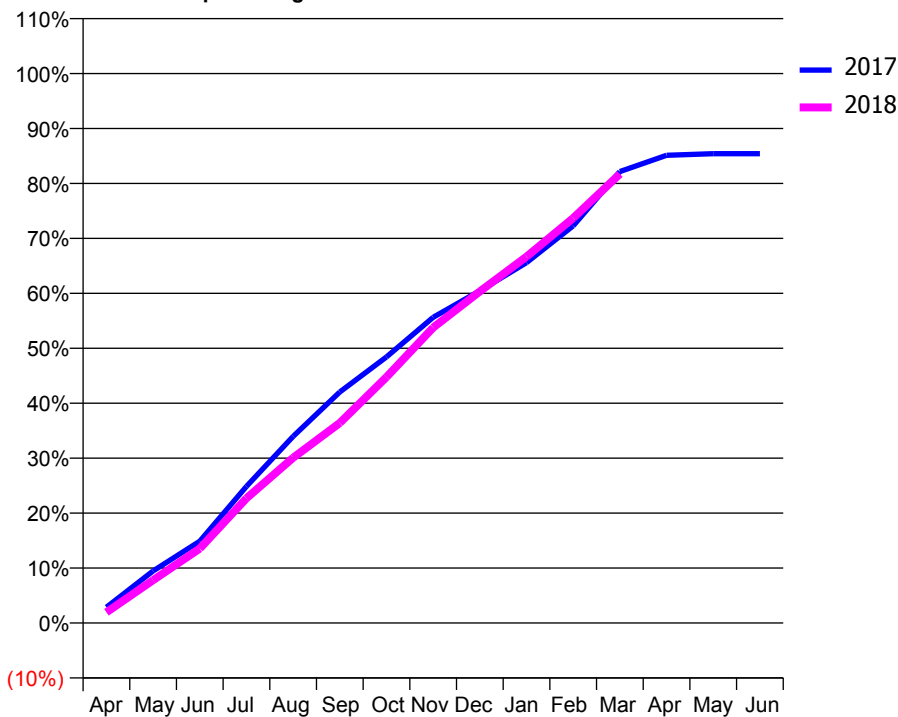
ACCESS*

Patients seen in 24 months	Total	Change since previous quarter
Quarter ending March 2017	5,504	
Quarter ending June 2017	5,405	↓
Quarter ending September 2017	5,389	→
Quarter ending December 2017	5,429	→
Quarter ending March 2018	5,363	↓
Variance since March 2017	(2.6%)	↓



ACTIVITY

Cumulative percentage of contracted UDA delivered 2017 & 2018



Month	Adjusted Scheduled Activity (UDA)	
	2017	2018
April	584	398
May	1,932	1,591
June	3,033	2,762
July	5,066	4,629
August	6,921	6,132
September	8,566	7,418
October	9,867	9,120
November	11,337	10,959
December	12,324	12,295
January	13,366	13,587
February	14,730	15,015
March	16,743	16,653
April	17,346	
May	17,404	
June	17,404	

QUALITY

	Quantity	Base Number	Contract	AT	Region	England
% of FP17s for the same patient ID Re-attending within 3 months - Children	47	1,270	3.7%	10.1%	11.5%	11.9%
% of FP17s for the same patient ID Re-attending within 3 months - Adults	378	4,068	9.3%	15.5%	16.8%	16.0%
% of FP17s for the same patient ID Re-attending between 3 & 9 months - Children	598	1,270	47.1%	48.4%	47.7%	58.3%
% of FP17s for the same patient ID Re-attending between 3 & 9 months - Adults	1,507	4,068	37.0%	38.1%	38.2%	50.3%
% of FP17s for Band 1 Urgent Courses	175	5,108	3.4%	10.1%	10.6%	9.1%
% of FP17s Relating to Free Repair or Replacements	15	5,108	0.3%	0.6%	0.6%	0.8%
% of FP17s Relating to Continuations	79	5,108	1.5%	0.9%	0.8%	1.0%
% of Patients satisfied with the dentistry they have received	4	5	N/A	90.1%	89.3%	91.5%
% of Patients satisfied with the time they had to wait for an appointment	5	5	N/A	86.9%	84.4%	87.9%

* This is based on patients treated on this contract for their most recent course of treatment. Figures in italics indicate the base number of FP17s or Patient Questionnaire responses are less than 100. N/A is shown where the base number of responses is less than 10 during the period. % is calculated as Quantity/Base number*100

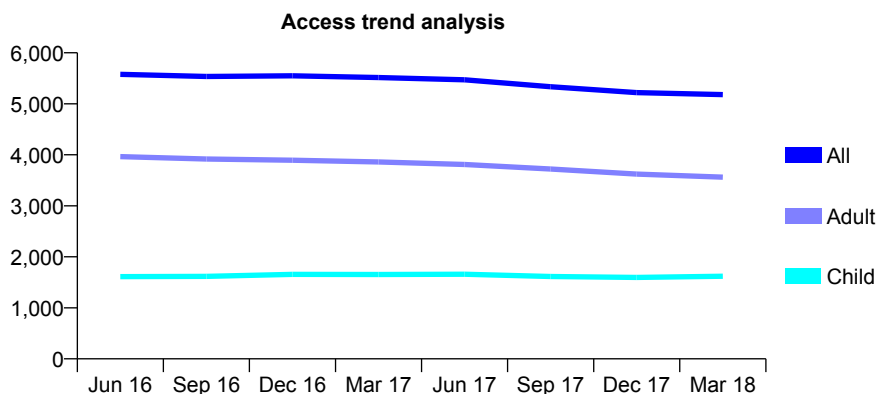
Q63 - Vital Signs At a Glance Contract Report for 101435/0036 - March 2018

Name or company name	IDH Limited
Contract type name	GDS Contract
Purpose of contract	General
Contract start date	01/04/2006
Contract end date	

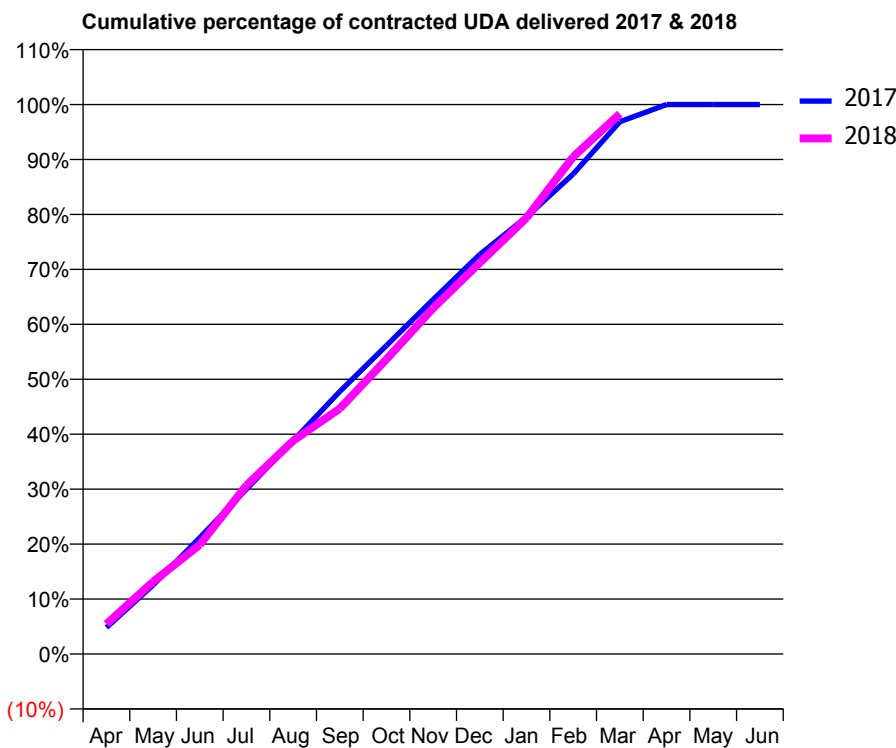
17/18 Contracted general activity (UDA)	15,301
Carry forward general activity (UDA)	1
17/18 Contracted orthodontic activity (UOA)	0
Carry forward orthodontic activity (UOA)	0
Baseline contract value	£477,334.05

ACCESS*

Patients seen in 24 months	Total	Change since previous quarter
Quarter ending March 2017	5,514	
Quarter ending June 2017	5,470	→
Quarter ending September 2017	5,335	↓
Quarter ending December 2017	5,219	↓
Quarter ending March 2018	5,180	→
Variance since March 2017	(6.1%)	↓



ACTIVITY



Month	Adjusted Scheduled Activity (UDA)	
	2017	2018
April	739	834
May	1,921	2,015
June	3,240	3,042
July	4,590	4,694
August	5,940	5,937
September	7,309	6,833
October	8,590	8,208
November	9,872	9,629
December	11,124	10,895
January	12,170	12,145
February	13,365	13,845
March	14,820	15,042
April	15,298	
May	15,300	
June	15,300	

QUALITY

	Quantity	Base Number	Contract	AT	Region	England
% of FP17s for the same patient ID Re-attending within 3 months - Children	98	1,752	5.6%	10.1%	11.5%	11.9%
% of FP17s for the same patient ID Re-attending within 3 months - Adults	431	3,231	13.3%	15.5%	16.8%	16.0%
% of FP17s for the same patient ID Re-attending between 3 & 9 months - Children	687	1,752	39.2%	48.4%	47.7%	58.3%
% of FP17s for the same patient ID Re-attending between 3 & 9 months - Adults	857	3,231	26.5%	38.1%	38.2%	50.3%
% of FP17s for Band 1 Urgent Courses	369	4,827	7.6%	10.1%	10.6%	9.1%
% of FP17s Relating to Free Repair or Replacements	17	4,827	0.4%	0.6%	0.6%	0.8%
% of FP17s Relating to Continuations	22	4,827	0.5%	0.9%	0.8%	1.0%
% of Patients satisfied with the dentistry they have received	1	1	N/A	90.1%	89.3%	91.5%
% of Patients satisfied with the time they had to wait for an appointment	1	1	N/A	86.9%	84.4%	87.9%

* This is based on patients treated on this contract for their most recent course of treatment. Figures in italics indicate the base number of FP17s or Patient Questionnaire responses are less than 100. N/A is shown where the base number of responses is less than 10 during the period. % is calculated as Quantity/Base number*100

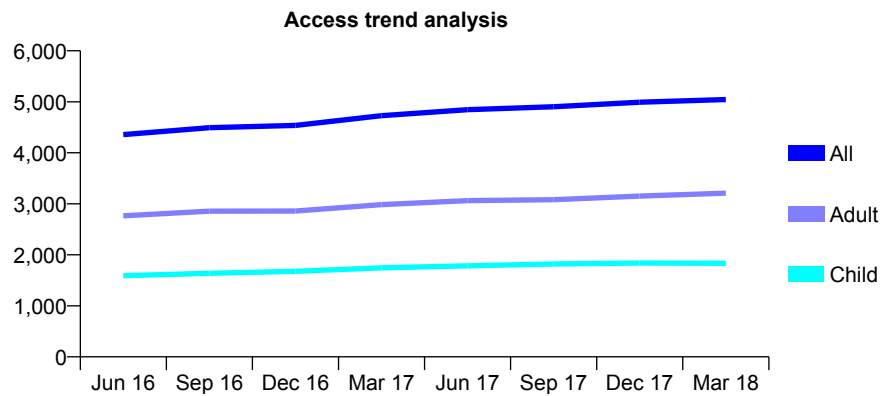
Q63 - Vital Signs At a Glance Contract Report for 101435/0037 - March 2018

Name or company name	IDH Limited
Contract type name	GDS Contract
Purpose of contract	General
Contract start date	01/04/2006
Contract end date	

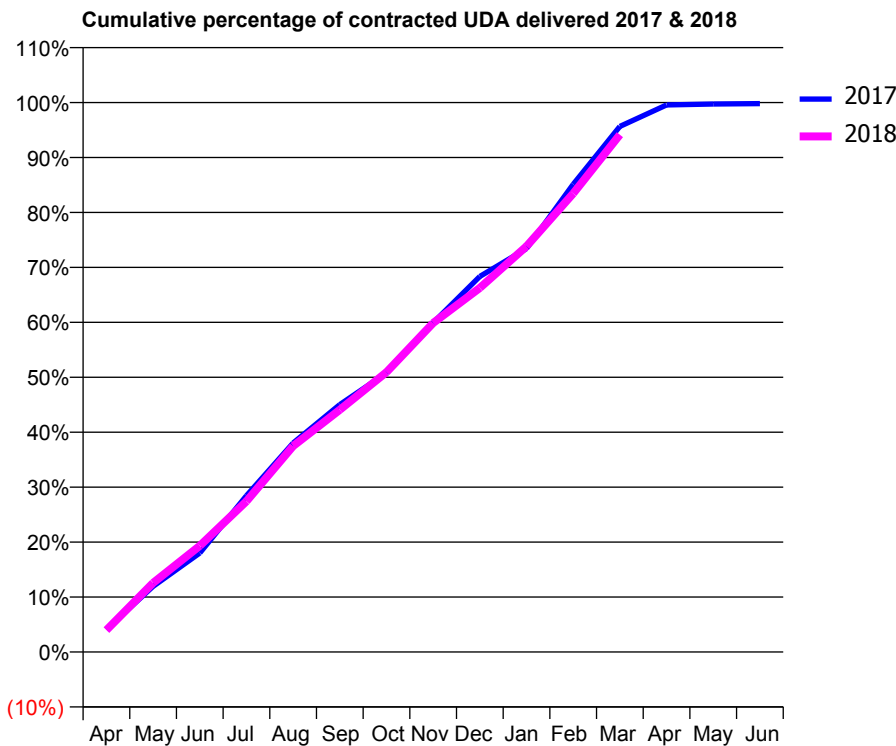
17/18 Contracted general activity (UDA)	12,512
Carry forward general activity (UDA)	25
17/18 Contracted orthodontic activity (UOA)	0
Carry forward orthodontic activity (UOA)	0
Baseline contract value	£332,849.73

ACCESS*

Patients seen in 24 months	Total	Change since previous quarter
Quarter ending March 2017	4,729	
Quarter ending June 2017	4,846	↑
Quarter ending September 2017	4,902	→
Quarter ending December 2017	4,991	→
Quarter ending March 2018	5,045	→
Variance since March 2017	6.7%	↑



ACTIVITY



Month	Adjusted Scheduled Activity (UDA)	
	2017	2018
April	513	498
May	1,495	1,575
June	2,253	2,420
July	3,559	3,431
August	4,760	4,690
September	5,634	5,516
October	6,356	6,372
November	7,500	7,493
December	8,552	8,291
January	9,186	9,239
February	10,649	10,440
March	11,967	11,779
April	12,455	
May	12,479	
June	12,487	

QUALITY

	Quantity	Base Number	Contract	AT	Region	England
% of FP17s for the same patient ID Re-attending within 3 months - Children	122	2,035	6.0%	10.1%	11.5%	11.9%
% of FP17s for the same patient ID Re-attending within 3 months - Adults	385	3,106	12.4%	15.5%	16.8%	16.0%
% of FP17s for the same patient ID Re-attending between 3 & 9 months - Children	879	2,035	43.2%	48.4%	47.7%	58.3%
% of FP17s for the same patient ID Re-attending between 3 & 9 months - Adults	963	3,106	31.0%	38.1%	38.2%	50.3%
% of FP17s for Band 1 Urgent Courses	285	4,957	5.7%	10.1%	10.6%	9.1%
% of FP17s Relating to Free Repair or Replacements	30	4,957	0.6%	0.6%	0.6%	0.8%
% of FP17s Relating to Continuations	61	4,957	1.2%	0.9%	0.8%	1.0%
% of Patients satisfied with the dentistry they have received	1	1	N/A	90.1%	89.3%	91.5%
% of Patients satisfied with the time they had to wait for an appointment	1	1	N/A	86.9%	84.4%	87.9%

* This is based on patients treated on this contract for their most recent course of treatment. Figures in italics indicate the base number of FP17s or Patient Questionnaire responses are less than 100. N/A is shown where the base number of responses is less than 10 during the period. % is calculated as Quantity/Base number*100

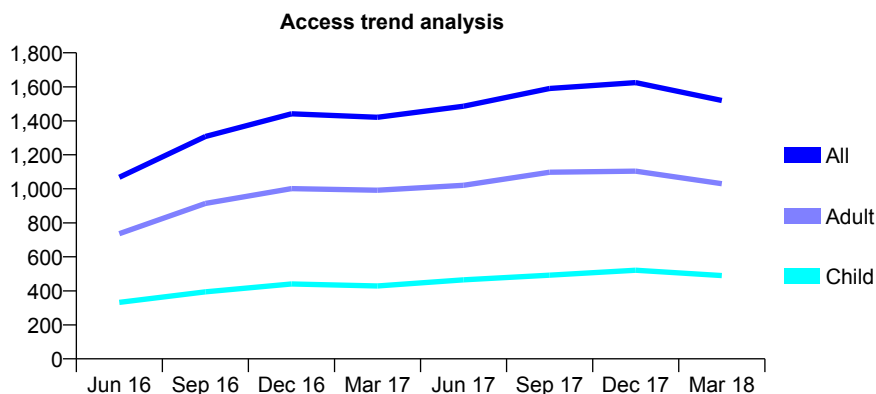
Q63 - Vital Signs At a Glance Contract Report for 103756/0001 - March 2018

Name or company name	Smile Impressions Blackheath Ltd
Contract type name	GDS Contract
Purpose of contract	General
Contract start date	01/06/2015
Contract end date	

17/18 Contracted general activity (UDA)	3,463
Carry forward general activity (UDA)	3
17/18 Contracted orthodontic activity (UOA)	0
Carry forward orthodontic activity (UOA)	0
Baseline contract value	£78,639.79

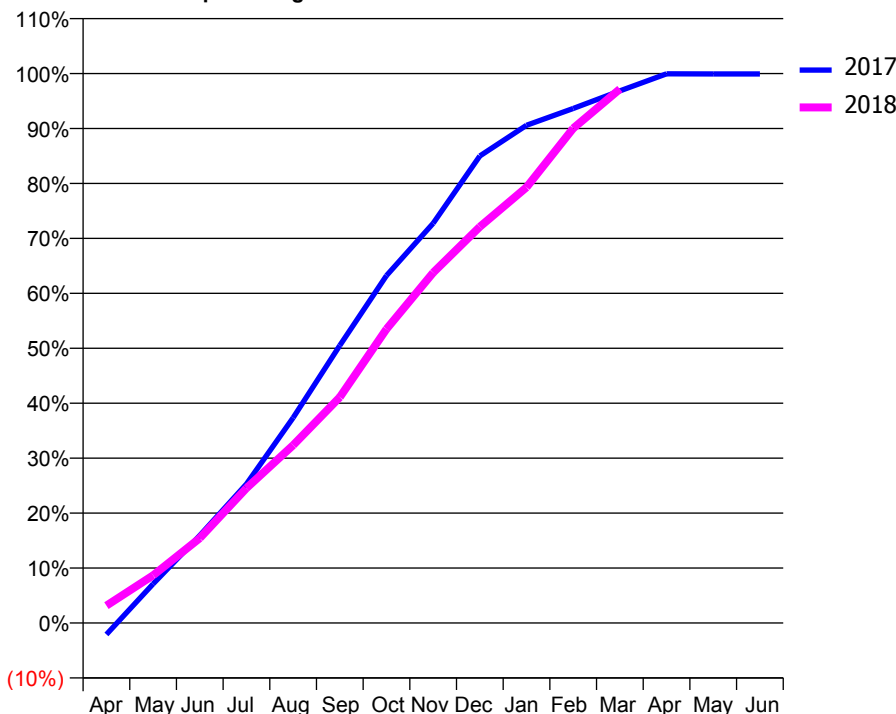
ACCESS*

Patients seen in 24 months	Total	Change since previous quarter
Quarter ending March 2017	1,421	
Quarter ending June 2017	1,486	↑
Quarter ending September 2017	1,590	↑
Quarter ending December 2017	1,625	↑
Quarter ending March 2018	1,520	↓
Variance since March 2017	7.0%	↑



ACTIVITY

Cumulative percentage of contracted UDA delivered 2017 & 2018



Month	Adjusted Scheduled Activity (UDA)	
	2017	2018
April	-73	109
May	247	301
June	551	535
July	876	850
August	1,294	1,121
September	1,750	1,423
October	2,189	1,852
November	2,519	2,208
December	2,944	2,497
January	3,137	2,746
February	3,243	3,117
March	3,353	3,365
April	3,461	
May	3,460	
June	3,460	

QUALITY

	Quantity	Base Number	Contract	AT	Region	England
% of FP17s for the same patient ID Re-attending within 3 months - Children	55	669	8.2%	10.1%	11.5%	11.9%
% of FP17s for the same patient ID Re-attending within 3 months - Adults	123	1,031	11.9%	15.5%	16.8%	16.0%
% of FP17s for the same patient ID Re-attending between 3 & 9 months - Children	313	669	46.8%	48.4%	47.7%	58.3%
% of FP17s for the same patient ID Re-attending between 3 & 9 months - Adults	352	1,031	34.1%	38.1%	38.2%	50.3%
% of FP17s for Band 1 Urgent Courses	162	1,661	9.8%	10.1%	10.6%	9.1%
% of FP17s Relating to Free Repair or Replacements	3	1,661	0.2%	0.6%	0.6%	0.8%
% of FP17s Relating to Continuations	0	1,661	0.0%	0.9%	0.8%	1.0%
% of Patients satisfied with the dentistry they have received	1	1	N/A	90.1%	89.3%	91.5%
% of Patients satisfied with the time they had to wait for an appointment	0	1	N/A	86.9%	84.4%	87.9%

* This is based on patients treated on this contract for their most recent course of treatment. Figures in italics indicate the base number of FP17s or Patient Questionnaire responses are less than 100. N/A is shown where the base number of responses is less than 10 during the period. % is calculated as Quantity/Base number*100

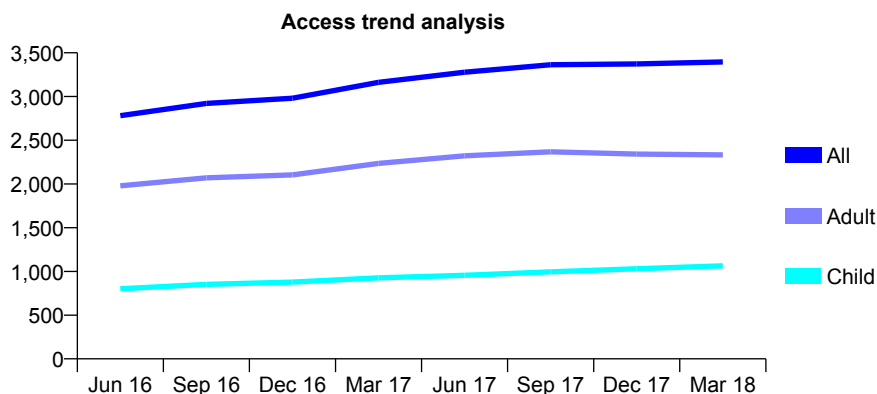
Q63 - Vital Signs At a Glance Contract Report for 103896/0001 - March 2018

Name or company name	Newham Family Dental Care Limited
Contract type name	GDS Contract
Purpose of contract	General
Contract start date	17/03/2011
Contract end date	

17/18 Contracted general activity (UDA)	15,000
Carry forward general activity (UDA)	0
17/18 Contracted orthodontic activity (UOA)	0
Carry forward orthodontic activity (UOA)	0
Baseline contract value	£403,165.23

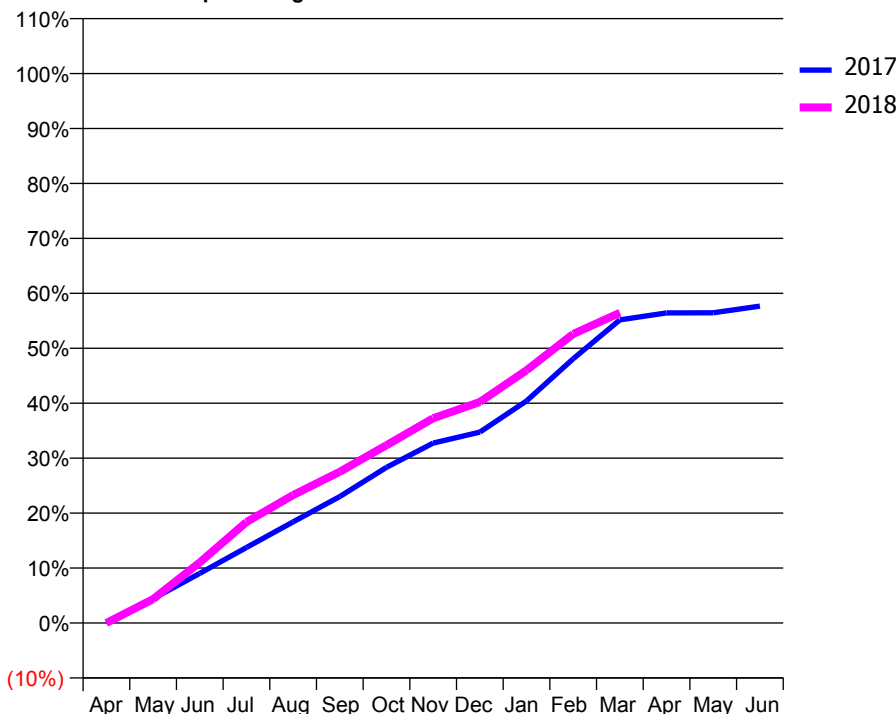
ACCESS*

Patients seen in 24 months	Total	Change since previous quarter
Quarter ending March 2017	3,162	
Quarter ending June 2017	3,278	↑
Quarter ending September 2017	3,363	↑
Quarter ending December 2017	3,372	→
Quarter ending March 2018	3,395	→
Variance since March 2017	7.4%	↑



ACTIVITY

Cumulative percentage of contracted UDA delivered 2017 & 2018



Month	Adjusted Scheduled Activity (UDA)	
	2017	2018
April	0	0
May	664	654
June	1,355	1,653
July	2,064	2,758
August	2,762	3,491
September	3,451	4,131
October	4,251	4,853
November	4,911	5,588
December	5,212	6,032
January	6,062	6,900
February	7,214	7,889
March	8,276	8,468
April	8,466	
May	8,469	
June	8,652	

QUALITY

	Quantity	Base Number	Contract	AT	Region	England
% of FP17s for the same patient ID Re-attending within 3 months - Children	88	1,329	6.6%	10.1%	11.5%	11.9%
% of FP17s for the same patient ID Re-attending within 3 months - Adults	278	2,376	11.7%	15.5%	16.8%	16.0%
% of FP17s for the same patient ID Re-attending between 3 & 9 months - Children	580	1,329	43.6%	48.4%	47.7%	58.3%
% of FP17s for the same patient ID Re-attending between 3 & 9 months - Adults	706	2,376	29.7%	38.1%	38.2%	50.3%
% of FP17s for Band 1 Urgent Courses	785	3,572	22.0%	10.1%	10.6%	9.1%
% of FP17s Relating to Free Repair or Replacements	10	3,572	0.3%	0.6%	0.6%	0.8%
% of FP17s Relating to Continuations	4	3,572	0.1%	0.9%	0.8%	1.0%
% of Patients satisfied with the dentistry they have received	1	1	N/A	90.1%	89.3%	91.5%
% of Patients satisfied with the time they had to wait for an appointment	1	1	N/A	86.9%	84.4%	87.9%

* This is based on patients treated on this contract for their most recent course of treatment. Figures in italics indicate the base number of FP17s or Patient Questionnaire responses are less than 100. N/A is shown where the base number of responses is less than 10 during the period. % is calculated as Quantity/Base number*100

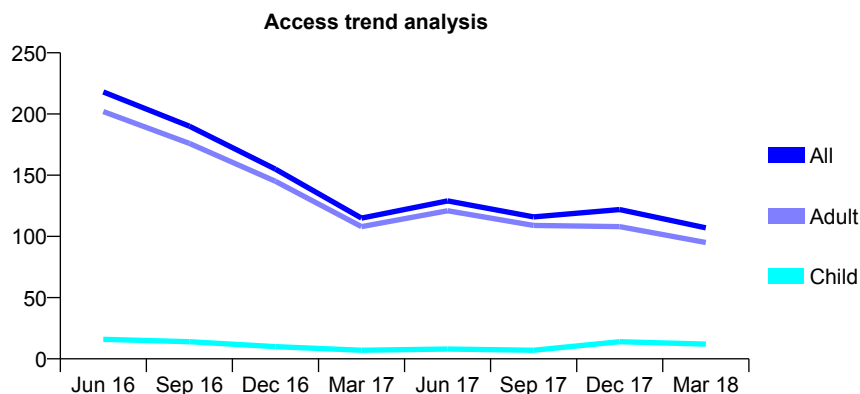
Q63 - Vital Signs At a Glance Contract Report for 104523/0009 - March 2018

Name or company name	Bromley Healthcare Interest Company
Contract type name	PDS Contract
Purpose of contract	General
Contract start date	01/08/2014
Contract end date	31/03/2019

17/18 Contracted general activity (UDA)	1,348
Carry forward general activity (UDA)	0
17/18 Contracted orthodontic activity (UOA)	0
Carry forward orthodontic activity (UOA)	0
Baseline contract value	£56,674.76

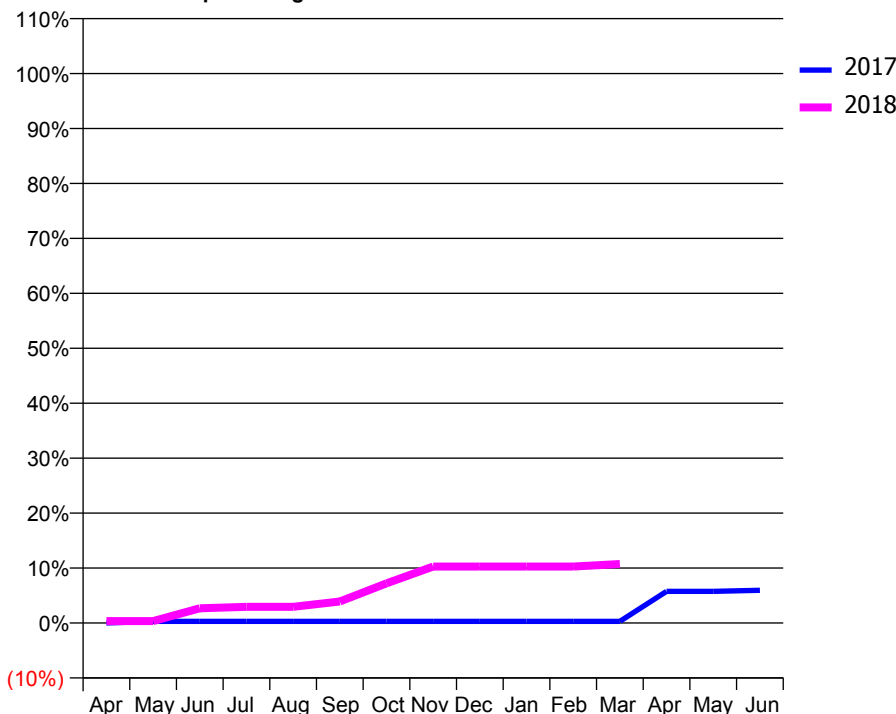
ACCESS*

Patients seen in 24 months	Total	Change since previous quarter
Quarter ending March 2017	115	
Quarter ending June 2017	129	↑
Quarter ending September 2017	116	↓
Quarter ending December 2017	122	↑
Quarter ending March 2018	107	↓
Variance since March 2017	(7.0%)	↓



ACTIVITY

Cumulative percentage of contracted UDA delivered 2017 & 2018



Month	Adjusted Scheduled Activity (UDA)	
	2017	2018
April	0	5
May	4	5
June	4	36
July	4	40
August	4	40
September	4	53
October	4	97
November	4	139
December	4	139
January	4	139
February	4	139
March	4	145
April	78	
May	78	
June	80	

QUALITY

	Quantity	Base Number	Contract	AT	Region	England
% of FP17s for the same patient ID Re-attending within 3 months - Children	0	35	0.0%	10.1%	11.5%	11.9%
% of FP17s for the same patient ID Re-attending within 3 months - Adults	0	234	0.0%	15.5%	16.8%	16.0%
% of FP17s for the same patient ID Re-attending between 3 & 9 months - Children	0	35	0.0%	48.4%	47.7%	58.3%
% of FP17s for the same patient ID Re-attending between 3 & 9 months - Adults	0	234	0.0%	38.1%	38.2%	50.3%
% of FP17s for Band 1 Urgent Courses	178	188	94.7%	10.1%	10.6%	9.1%
% of FP17s Relating to Free Repair or Replacements	0	188	0.0%	0.6%	0.6%	0.8%
% of FP17s Relating to Continuations	0	188	0.0%	0.9%	0.8%	1.0%
% of Patients satisfied with the dentistry they have received	0	1	N/A	90.1%	89.3%	91.5%
% of Patients satisfied with the time they had to wait for an appointment	1	1	N/A	86.9%	84.4%	87.9%

* This is based on patients treated on this contract for their most recent course of treatment. Figures in italics indicate the base number of FP17s or Patient Questionnaire responses are less than 100. N/A is shown where the base number of responses is less than 10 during the period. % is calculated as Quantity/Base number*100

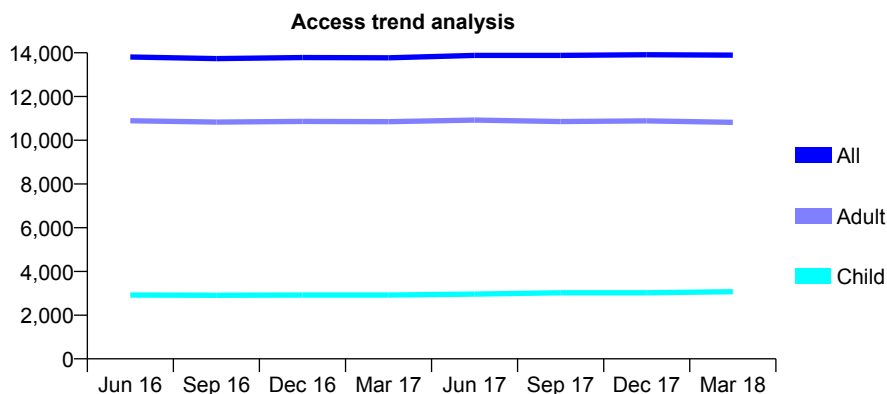
Q63 - Vital Signs At a Glance Contract Report for 104965/0001 - March 2018

Name or company name	Brightsmile Dental Care Limited
Contract type name	GDS Contract
Purpose of contract	General
Contract start date	01/11/2010
Contract end date	

17/18 Contracted general activity (UDA)	36,000
Carry forward general activity (UDA)	-645
17/18 Contracted orthodontic activity (UOA)	0
Carry forward orthodontic activity (UOA)	0
Baseline contract value	£1,031,024.99

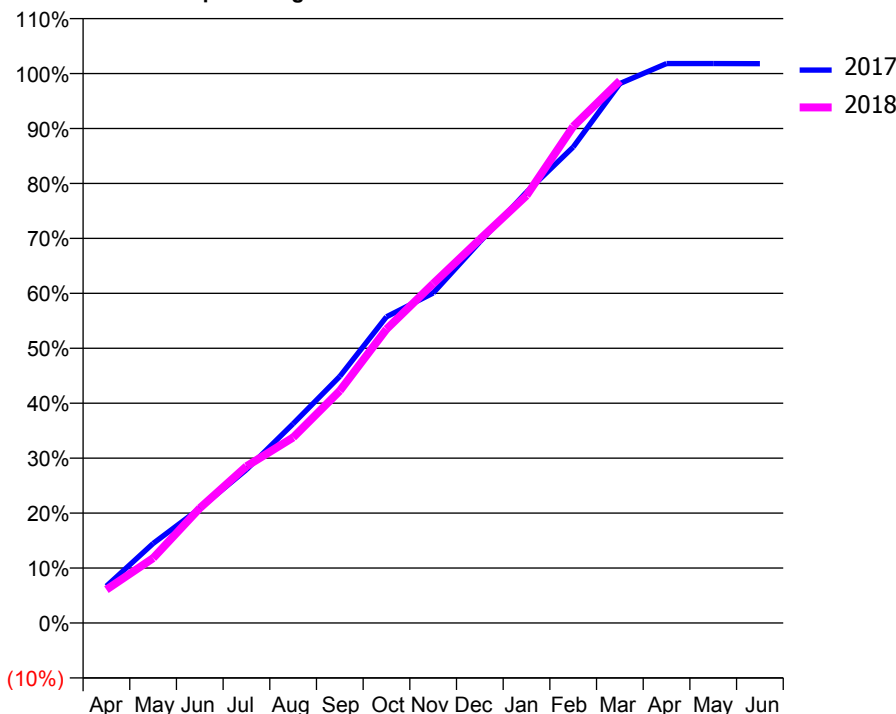
ACCESS*

Patients seen in 24 months	Total	Change since previous quarter
Quarter ending March 2017	13,769	
Quarter ending June 2017	13,884	→
Quarter ending September 2017	13,878	→
Quarter ending December 2017	13,911	→
Quarter ending March 2018	13,894	→
Variance since March 2017	0.9%	→



ACTIVITY

Cumulative percentage of contracted UDA delivered 2017 & 2018



Month	Adjusted Scheduled Activity (UDA)	
	2017	2018
April	2,411	2,187
May	5,212	4,248
June	7,508	7,522
July	10,053	10,268
August	13,055	12,157
September	16,161	15,216
October	20,067	19,247
November	21,622	22,225
December	24,976	25,139
January	28,227	28,000
February	31,183	32,531
March	35,342	35,528
April	36,649	
May	36,650	
June	36,645	

QUALITY

	Quantity	Base Number	Contract	AT	Region	England
% of FP17s for the same patient ID Re-attending within 3 months - Children	172	3,813	4.5%	10.1%	11.5%	11.9%
% of FP17s for the same patient ID Re-attending within 3 months - Adults	1,153	11,905	9.7%	15.5%	16.8%	16.0%
% of FP17s for the same patient ID Re-attending between 3 & 9 months - Children	1,763	3,813	46.2%	48.4%	47.7%	58.3%
% of FP17s for the same patient ID Re-attending between 3 & 9 months - Adults	4,955	11,905	41.6%	38.1%	38.2%	50.3%
% of FP17s for Band 1 Urgent Courses	1,399	15,198	9.2%	10.1%	10.6%	9.1%
% of FP17s Relating to Free Repair or Replacements	52	15,198	0.3%	0.6%	0.6%	0.8%
% of FP17s Relating to Continuations	36	15,198	0.2%	0.9%	0.8%	1.0%
% of Patients satisfied with the dentistry they have received	23	24	95.8%	90.1%	89.3%	91.5%
% of Patients satisfied with the time they had to wait for an appointment	22	24	91.7%	86.9%	84.4%	87.9%

* This is based on patients treated on this contract for their most recent course of treatment. Figures in italics indicate the base number of FP17s or Patient Questionnaire responses are less than 100. N/A is shown where the base number of responses is less than 10 during the period. % is calculated as Quantity/Base number*100

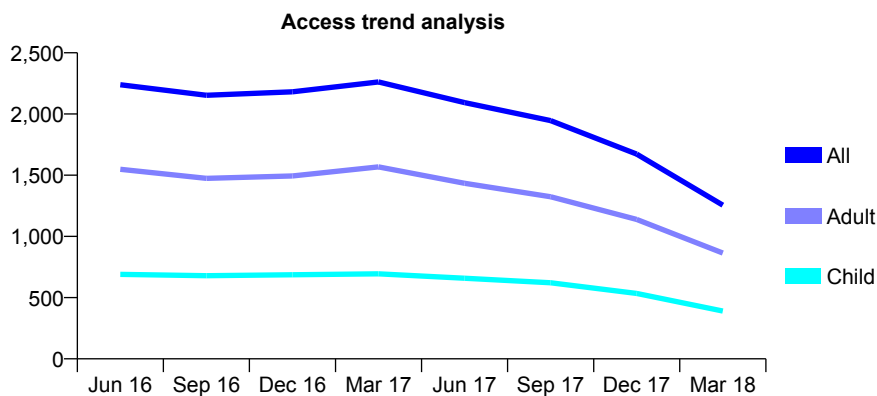
Q63 - Vital Signs At a Glance Contract Report for 106666/0001 - March 2018

Name or company name	Stanstead Road Dental Practice Limited
Contract type name	GDS Contract
Purpose of contract	General
Contract start date	01/11/2010
Contract end date	

17/18 Contracted general activity (UDA)	7,009
Carry forward general activity (UDA)	0
17/18 Contracted orthodontic activity (UOA)	0
Carry forward orthodontic activity (UOA)	0
Baseline contract value	£183,015.05

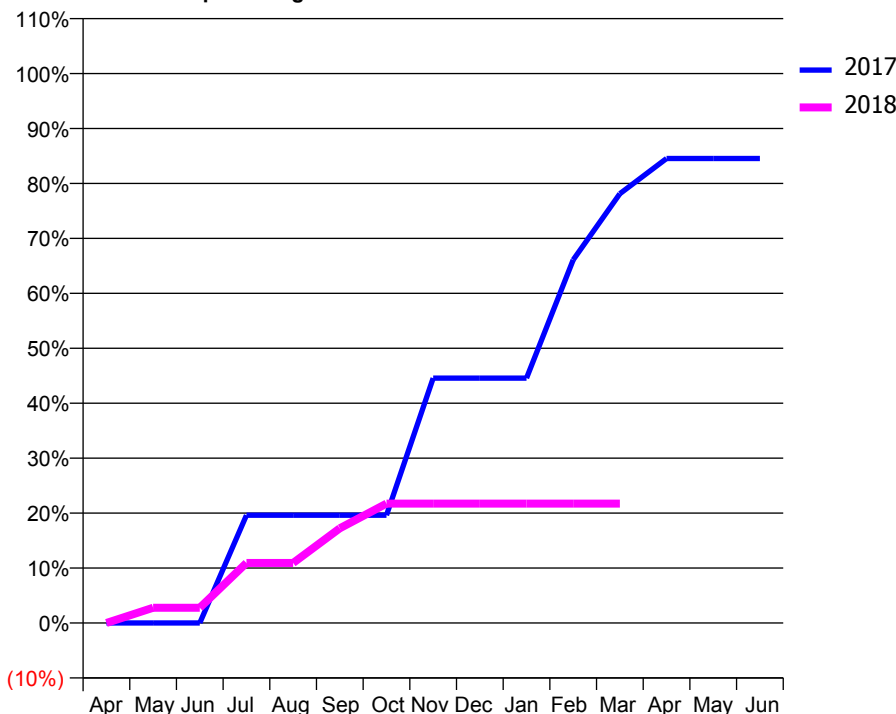
ACCESS*

Patients seen in 24 months	Total	Change since previous quarter
Quarter ending March 2017	2,262	
Quarter ending June 2017	2,093	↓
Quarter ending September 2017	1,946	↓
Quarter ending December 2017	1,673	↓
Quarter ending March 2018	1,255	↓
Variance since March 2017	(44.5%)	↓



ACTIVITY

Cumulative percentage of contracted UDA delivered 2017 & 2018



Month	Adjusted Scheduled Activity (UDA)	
	2017	2018
April	0	0
May	0	194
June	0	194
July	1,375	766
August	1,375	766
September	1,375	1,209
October	1,375	1,524
November	3,123	1,524
December	3,123	1,524
January	3,123	1,524
February	4,632	1,524
March	5,476	1,524
April	5,924	
May	5,924	
June	5,924	

QUALITY

	Quantity	Base Number	Contract	AT	Region	England
% of FP17s for the same patient ID Re-attending within 3 months - Children	7	259	2.7%	10.1%	11.5%	11.9%
% of FP17s for the same patient ID Re-attending within 3 months - Adults	15	415	3.6%	15.5%	16.8%	16.0%
% of FP17s for the same patient ID Re-attending between 3 & 9 months - Children	117	259	45.2%	48.4%	47.7%	58.3%
% of FP17s for the same patient ID Re-attending between 3 & 9 months - Adults	152	415	36.6%	38.1%	38.2%	50.3%
% of FP17s for Band 1 Urgent Courses	33	544	6.1%	10.1%	10.6%	9.1%
% of FP17s Relating to Free Repair or Replacements	0	544	0.0%	0.6%	0.6%	0.8%
% of FP17s Relating to Continuations	1	544	0.2%	0.9%	0.8%	1.0%
% of Patients satisfied with the dentistry they have received	0	0	N/A	90.1%	89.3%	91.5%
% of Patients satisfied with the time they had to wait for an appointment	0	0	N/A	86.9%	84.4%	87.9%

* This is based on patients treated on this contract for their most recent course of treatment. Figures in italics indicate the base number of FP17s or Patient Questionnaire responses are less than 100. N/A is shown where the base number of responses is less than 10 during the period. % is calculated as Quantity/Base number*100

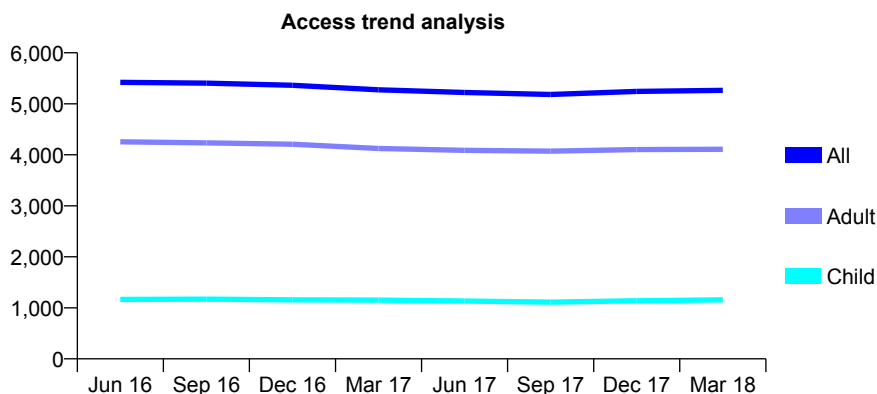
Q63 - Vital Signs At a Glance Contract Report for 107603/0001 - March 2018

Name or company name	Smile with Pride Dental Care Limited
Contract type name	GDS Contract
Purpose of contract	General
Contract start date	01/04/2011
Contract end date	

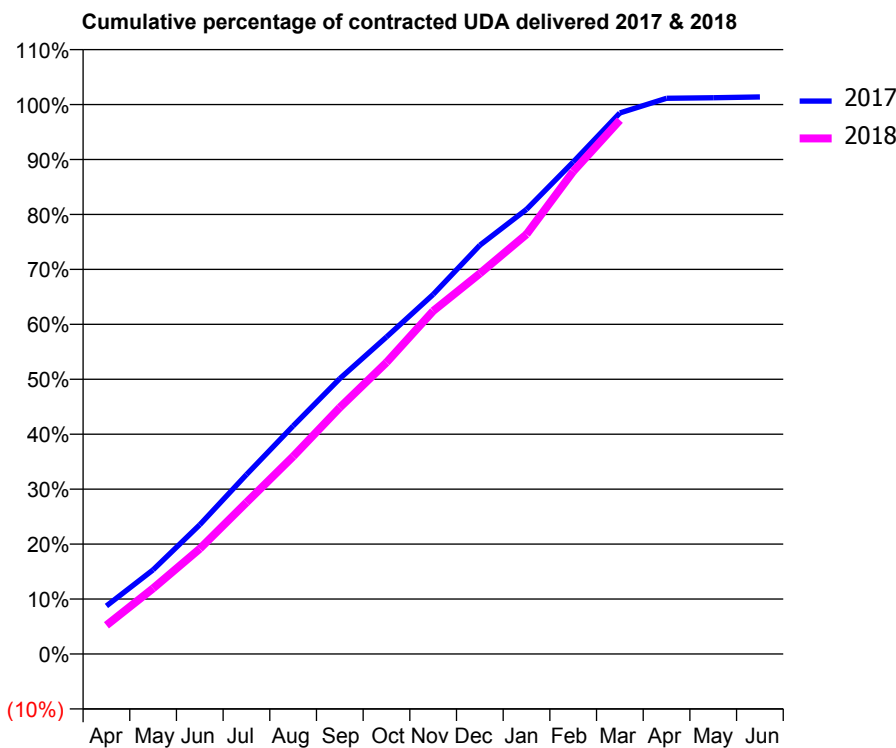
17/18 Contracted general activity (UDA)	12,989
Carry forward general activity (UDA)	-178
17/18 Contracted orthodontic activity (UOA)	0
Carry forward orthodontic activity (UOA)	0
Baseline contract value	£375,661.86

ACCESS*

Patients seen in 24 months	Total	Change since previous quarter
Quarter ending March 2017	5,275	
Quarter ending June 2017	5,221	↓
Quarter ending September 2017	5,183	→
Quarter ending December 2017	5,242	→
Quarter ending March 2018	5,264	→
Variance since March 2017	(0.2%)	→



ACTIVITY



Month	Adjusted Scheduled Activity (UDA)	
	2017	2018
April	1,137	679
May	1,992	1,551
June	3,056	2,489
July	4,240	3,582
August	5,392	4,671
September	6,511	5,827
October	7,495	6,890
November	8,498	8,109
December	9,662	8,994
January	10,509	9,922
February	11,631	11,405
March	12,789	12,618
April	13,135	
May	13,148	
June	13,167	

QUALITY

	Quantity	Base Number	Contract	AT	Region	England
% of FP17s for the same patient ID Re-attending within 3 months - Children	103	1,331	7.7%	10.1%	11.5%	11.9%
% of FP17s for the same patient ID Re-attending within 3 months - Adults	744	4,552	16.3%	15.5%	16.8%	16.0%
% of FP17s for the same patient ID Re-attending between 3 & 9 months - Children	492	1,331	37.0%	48.4%	47.7%	58.3%
% of FP17s for the same patient ID Re-attending between 3 & 9 months - Adults	1,642	4,552	36.1%	38.1%	38.2%	50.3%
% of FP17s for Band 1 Urgent Courses	698	5,252	13.3%	10.1%	10.6%	9.1%
% of FP17s Relating to Free Repair or Replacements	5	5,252	0.1%	0.6%	0.6%	0.8%
% of FP17s Relating to Continuations	69	5,252	1.3%	0.9%	0.8%	1.0%
% of Patients satisfied with the dentistry they have received	2	2	N/A	90.1%	89.3%	91.5%
% of Patients satisfied with the time they had to wait for an appointment	2	2	N/A	86.9%	84.4%	87.9%

* This is based on patients treated on this contract for their most recent course of treatment. Figures in italics indicate the base number of FP17s or Patient Questionnaire responses are less than 100. N/A is shown where the base number of responses is less than 10 during the period. % is calculated as Quantity/Base number*100

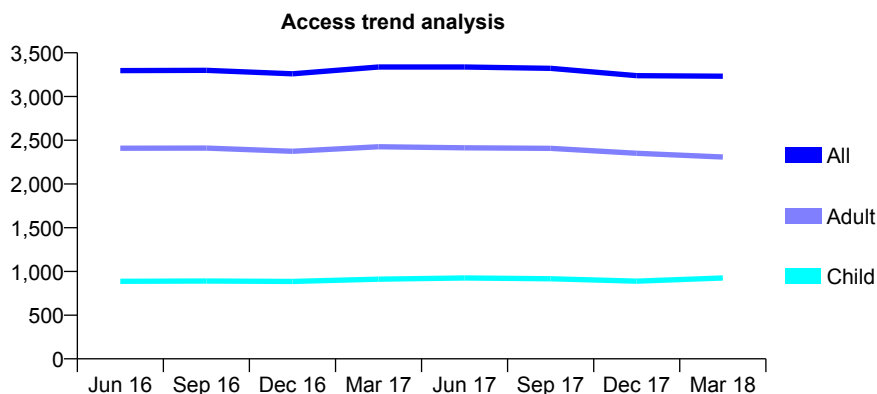
Q63 - Vital Signs At a Glance Contract Report for 108189/0001 - March 2018

Name or company name	Greenwich & Bexley Emergency Dental Ser
Contract type name	GDS Contract
Purpose of contract	General
Contract start date	01/04/2011
Contract end date	

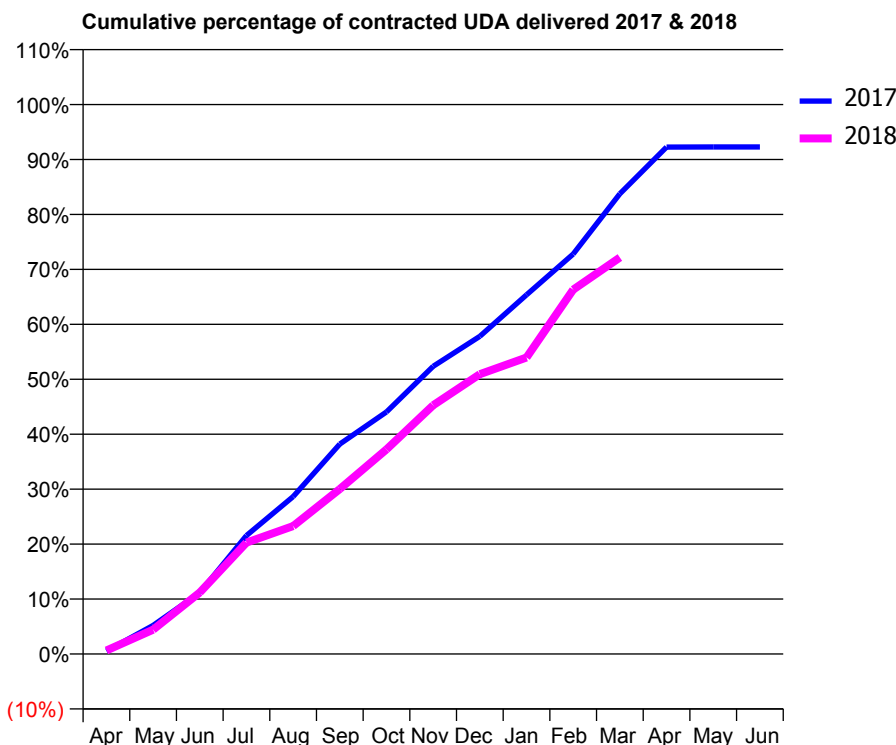
17/18 Contracted general activity (UDA)	9,700
Carry forward general activity (UDA)	0
17/18 Contracted orthodontic activity (UOA)	0
Carry forward orthodontic activity (UOA)	0
Baseline contract value	£245,366.36

ACCESS*

Patients seen in 24 months	Total	Change since previous quarter
Quarter ending March 2017	3,337	
Quarter ending June 2017	3,338	→
Quarter ending September 2017	3,323	→
Quarter ending December 2017	3,239	↓
Quarter ending March 2018	3,233	→
Variance since March 2017	(3.1%)	↓



ACTIVITY



Month	Adjusted Scheduled Activity (UDA)	
	2017	2018
April	52	63
May	504	430
June	1,083	1,086
July	2,091	1,967
August	2,778	2,258
September	3,707	2,913
October	4,275	3,613
November	5,079	4,392
December	5,608	4,941
January	6,341	5,233
February	7,061	6,431
March	8,125	7,000
April	8,947	
May	8,950	
June	8,950	

QUALITY

	Quantity	Base Number	Contract	AT	Region	England
% of FP17s for the same patient ID Re-attending within 3 months - Children	91	1,133	8.0%	10.1%	11.5%	11.9%
% of FP17s for the same patient ID Re-attending within 3 months - Adults	315	2,361	13.3%	15.5%	16.8%	16.0%
% of FP17s for the same patient ID Re-attending between 3 & 9 months - Children	543	1,133	47.9%	48.4%	47.7%	58.3%
% of FP17s for the same patient ID Re-attending between 3 & 9 months - Adults	974	2,361	41.3%	38.1%	38.2%	50.3%
% of FP17s for Band 1 Urgent Courses	265	3,059	8.7%	10.1%	10.6%	9.1%
% of FP17s Relating to Free Repair or Replacements	32	3,059	1.0%	0.6%	0.6%	0.8%
% of FP17s Relating to Continuations	51	3,059	1.7%	0.9%	0.8%	1.0%
% of Patients satisfied with the dentistry they have received	1	1	N/A	90.1%	89.3%	91.5%
% of Patients satisfied with the time they had to wait for an appointment	1	1	N/A	86.9%	84.4%	87.9%

* This is based on patients treated on this contract for their most recent course of treatment. Figures in italics indicate the base number of FP17s or Patient Questionnaire responses are less than 100. N/A is shown where the base number of responses is less than 10 during the period. % is calculated as Quantity/Base number*100

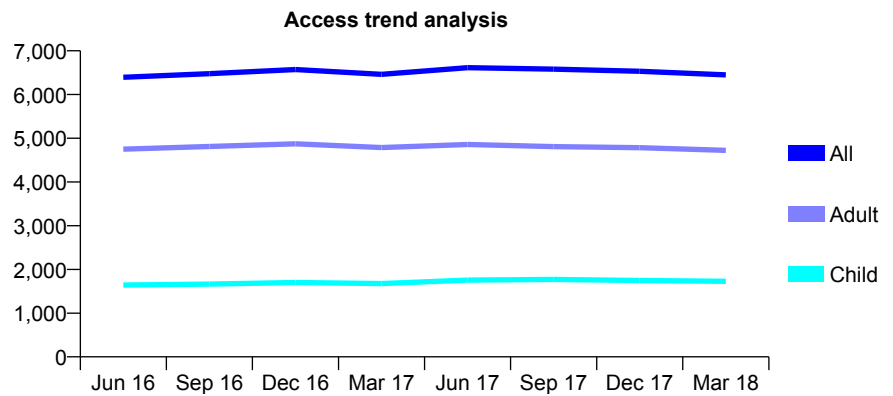
Q63 - Vital Signs At a Glance Contract Report for 108243/0001 - March 2018

Name or company name	Confidential Clinic
Contract type name	GDS Contract
Purpose of contract	General
Contract start date	01/04/2012
Contract end date	

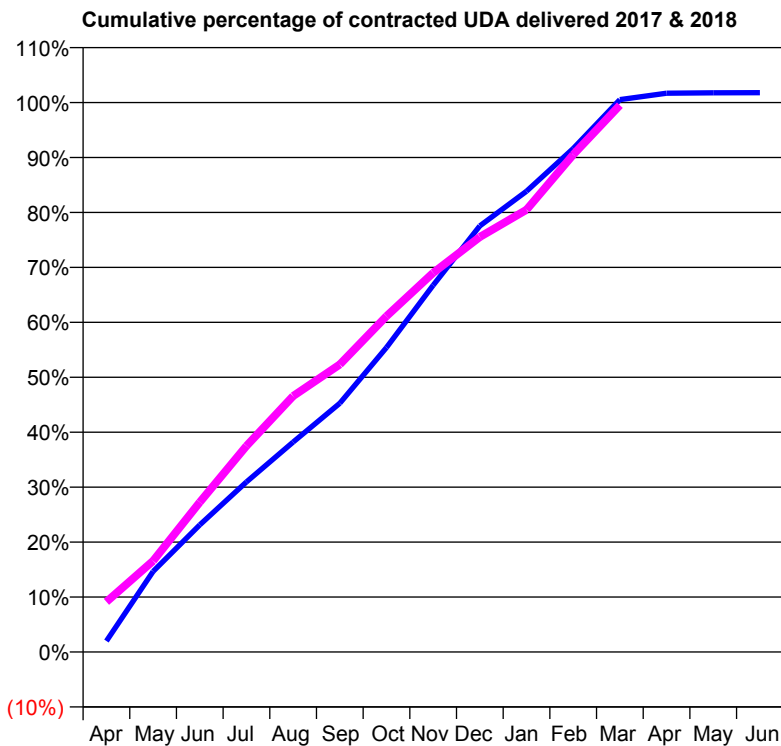
17/18 Contracted general activity (UDA)	14,608
Carry forward general activity (UDA)	-261
17/18 Contracted orthodontic activity (UOA)	0
Carry forward orthodontic activity (UOA)	0
Baseline contract value	£381,842.84

ACCESS*

Patients seen in 24 months	Total	Change since previous quarter
Quarter ending March 2017	6,462	
Quarter ending June 2017	6,613	↑
Quarter ending September 2017	6,582	→
Quarter ending December 2017	6,531	→
Quarter ending March 2018	6,450	↓
Variance since March 2017	(0.2%)	→



ACTIVITY



Month	Adjusted Scheduled Activity (UDA)	
	2017	2018
April	292	1,335
May	2,143	2,422
June	3,379	3,981
July	4,521	5,477
August	5,582	6,804
September	6,615	7,645
October	8,095	8,928
November	9,749	10,078
December	11,328	11,035
January	12,249	11,756
February	13,383	13,222
March	14,684	14,535
April	14,855	
May	14,867	
June	14,869	

QUALITY

	Quantity	Base Number	Contract	AT	Region	England
% of FP17s for the same patient ID Re-attending within 3 months - Children	207	2,236	9.3%	10.1%	11.5%	11.9%
% of FP17s for the same patient ID Re-attending within 3 months - Adults	779	4,938	15.8%	15.5%	16.8%	16.0%
% of FP17s for the same patient ID Re-attending between 3 & 9 months - Children	1,012	2,236	45.3%	48.4%	47.7%	58.3%
% of FP17s for the same patient ID Re-attending between 3 & 9 months - Adults	1,536	4,938	31.1%	38.1%	38.2%	50.3%
% of FP17s for Band 1 Urgent Courses	953	6,514	14.6%	10.1%	10.6%	9.1%
% of FP17s Relating to Free Repair or Replacements	65	6,514	1.0%	0.6%	0.6%	0.8%
% of FP17s Relating to Continuations	58	6,514	0.9%	0.9%	0.8%	1.0%
% of Patients satisfied with the dentistry they have received	0	1	N/A	90.1%	89.3%	91.5%
% of Patients satisfied with the time they had to wait for an appointment	1	1	N/A	86.9%	84.4%	87.9%

* This is based on patients treated on this contract for their most recent course of treatment. Figures in italics indicate the base number of FP17s or Patient Questionnaire responses are less than 100. N/A is shown where the base number of responses is less than 10 during the period. % is calculated as Quantity/Base number*100

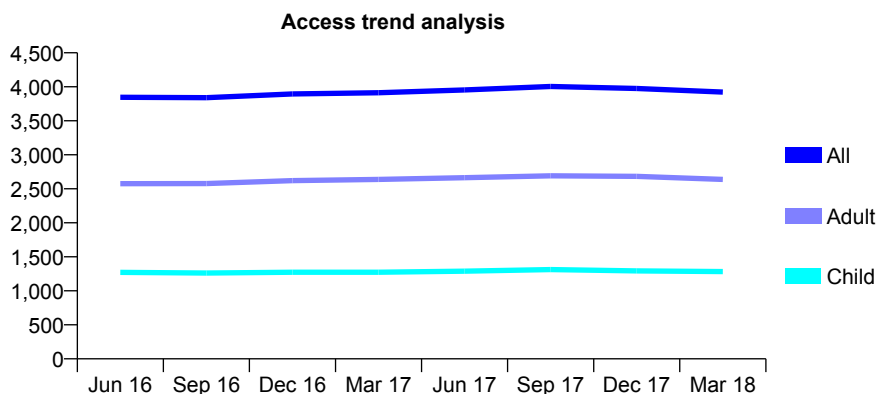
Q63 - Vital Signs At a Glance Contract Report for 108758/0001 - March 2018

Name or company name	Beeches Dental Surgery
Contract type name	GDS Contract
Purpose of contract	General
Contract start date	01/05/2006
Contract end date	

17/18 Contracted general activity (UDA)	10,053
Carry forward general activity (UDA)	37
17/18 Contracted orthodontic activity (UOA)	0
Carry forward orthodontic activity (UOA)	0
Baseline contract value	£295,366.01

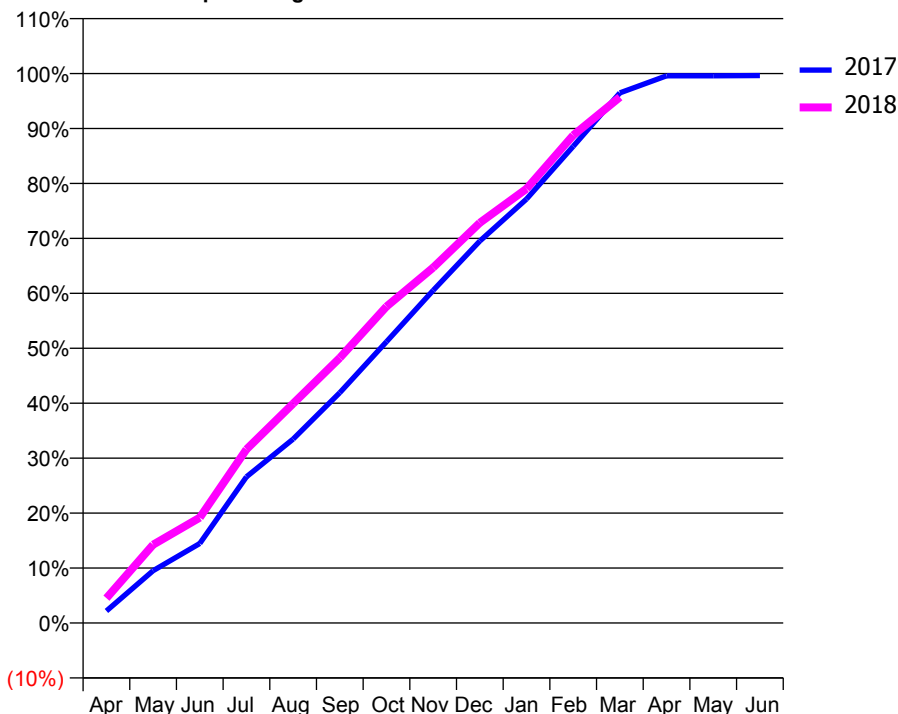
ACCESS*

Patients seen in 24 months	Total	Change since previous quarter
Quarter ending March 2017	3,912	
Quarter ending June 2017	3,953	→
Quarter ending September 2017	4,005	→
Quarter ending December 2017	3,976	→
Quarter ending March 2018	3,922	↓
Variance since March 2017	0.3%	→



ACTIVITY

Cumulative percentage of contracted UDA delivered 2017 & 2018



Month	Adjusted Scheduled Activity (UDA)	
	2017	2018
April	221	454
May	956	1,434
June	1,456	1,928
July	2,676	3,178
August	3,366	4,014
September	4,214	4,850
October	5,145	5,790
November	6,085	6,502
December	6,987	7,322
January	7,757	7,945
February	8,719	8,923
March	9,697	9,620
April	10,012	
May	10,010	
June	10,016	

QUALITY

	Quantity	Base Number	Contract	AT	Region	England
% of FP17s for the same patient ID Re-attending within 3 months - Children	56	1,573	3.6%	10.1%	11.5%	11.9%
% of FP17s for the same patient ID Re-attending within 3 months - Adults	275	2,873	9.6%	15.5%	16.8%	16.0%
% of FP17s for the same patient ID Re-attending between 3 & 9 months - Children	785	1,573	49.9%	48.4%	47.7%	58.3%
% of FP17s for the same patient ID Re-attending between 3 & 9 months - Adults	1,332	2,873	46.4%	38.1%	38.2%	50.3%
% of FP17s for Band 1 Urgent Courses	83	4,333	1.9%	10.1%	10.6%	9.1%
% of FP17s Relating to Free Repair or Replacements	69	4,333	1.6%	0.6%	0.6%	0.8%
% of FP17s Relating to Continuations	20	4,333	0.5%	0.9%	0.8%	1.0%
% of Patients satisfied with the dentistry they have received	4	5	N/A	90.1%	89.3%	91.5%
% of Patients satisfied with the time they had to wait for an appointment	4	5	N/A	86.9%	84.4%	87.9%

* This is based on patients treated on this contract for their most recent course of treatment. Figures in italics indicate the base number of FP17s or Patient Questionnaire responses are less than 100. N/A is shown where the base number of responses is less than 10 during the period. % is calculated as Quantity/Base number*100

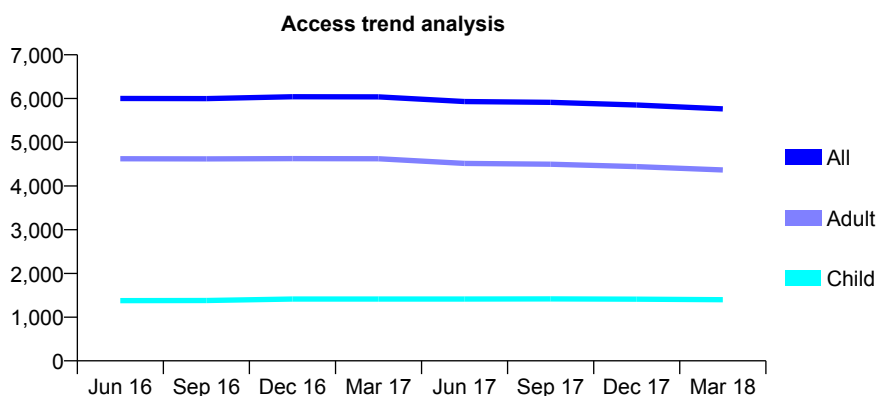
Q63 - Vital Signs At a Glance Contract Report for 109150/0001 - March 2018

Name or company name	MR K FAIZ
Contract type name	GDS Contract
Purpose of contract	General
Contract start date	01/07/2012
Contract end date	

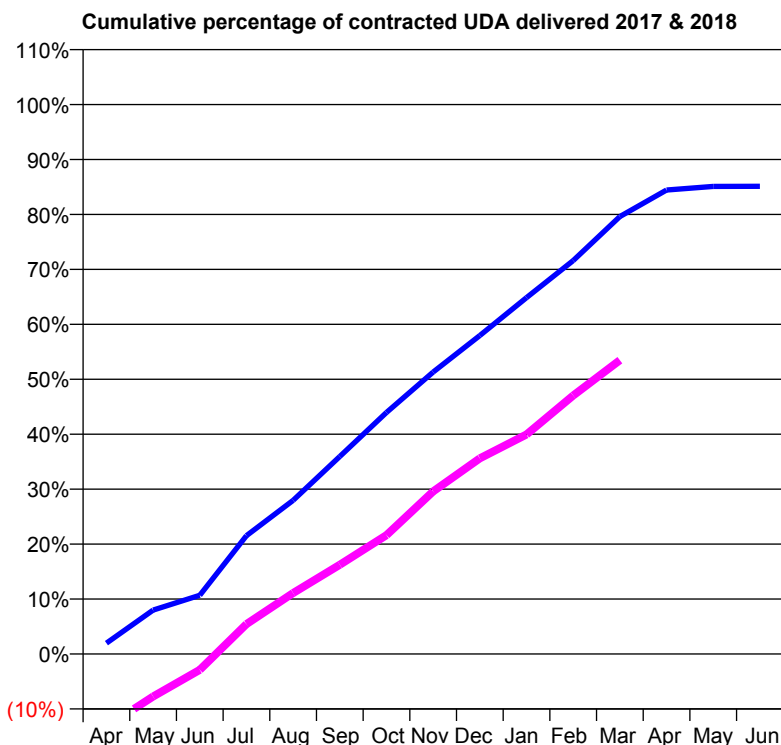
17/18 Contracted general activity (UDA)	19,865
Carry forward general activity (UDA)	2,958
17/18 Contracted orthodontic activity (UOA)	0
Carry forward orthodontic activity (UOA)	0
Baseline contract value	£590,481.29

ACCESS*

Patients seen in 24 months	Total	Change since previous quarter
Quarter ending March 2017	6,037	
Quarter ending June 2017	5,930	↓
Quarter ending September 2017	5,914	→
Quarter ending December 2017	5,852	↓
Quarter ending March 2018	5,764	↓
Variance since March 2017	(4.5%)	↓



ACTIVITY



Month	Adjusted Scheduled Activity (UDA)	
	2017	2018
April	392	-2,638
May	1,587	-1,538
June	2,124	-576
July	4,276	1,083
August	5,553	2,205
September	7,143	3,227
October	8,734	4,297
November	10,194	5,876
December	11,516	7,072
January	12,884	7,937
February	14,225	9,345
March	15,813	10,623
April	16,775	
May	16,904	
June	16,907	

QUALITY

	Quantity	Base Number	Contract	AT	Region	England
% of FP17s for the same patient ID Re-attending within 3 months - Children	159	1,788	8.9%	10.1%	11.5%	11.9%
% of FP17s for the same patient ID Re-attending within 3 months - Adults	1,134	5,352	21.2%	15.5%	16.8%	16.0%
% of FP17s for the same patient ID Re-attending between 3 & 9 months - Children	877	1,788	49.0%	48.4%	47.7%	58.3%
% of FP17s for the same patient ID Re-attending between 3 & 9 months - Adults	2,079	5,352	38.8%	38.1%	38.2%	50.3%
% of FP17s for Band 1 Urgent Courses	1,532	6,719	22.8%	10.1%	10.6%	9.1%
% of FP17s Relating to Free Repair or Replacements	11	6,719	0.2%	0.6%	0.6%	0.8%
% of FP17s Relating to Continuations	75	6,719	1.1%	0.9%	0.8%	1.0%
% of Patients satisfied with the dentistry they have received	5	5	N/A	90.1%	89.3%	91.5%
% of Patients satisfied with the time they had to wait for an appointment	5	5	N/A	86.9%	84.4%	87.9%

* This is based on patients treated on this contract for their most recent course of treatment. Figures in italics indicate the base number of FP17s or Patient Questionnaire responses are less than 100. N/A is shown where the base number of responses is less than 10 during the period. % is calculated as Quantity/Base number*100

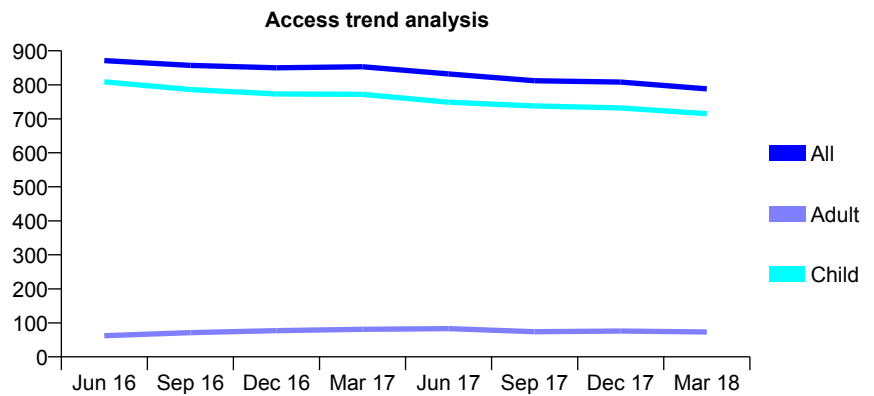
Q63 - Vital Signs At a Glance Contract Report for 109797/0001 - March 2018

Name or company name	The Buckley Practice Ltd
Contract type name	GDS Contract
Purpose of contract	General
Contract start date	11/02/2008
Contract end date	

17/18 Contracted general activity (UDA)	1,846
Carry forward general activity (UDA)	-37
17/18 Contracted orthodontic activity (UOA)	0
Carry forward orthodontic activity (UOA)	0
Baseline contract value	£38,050.82

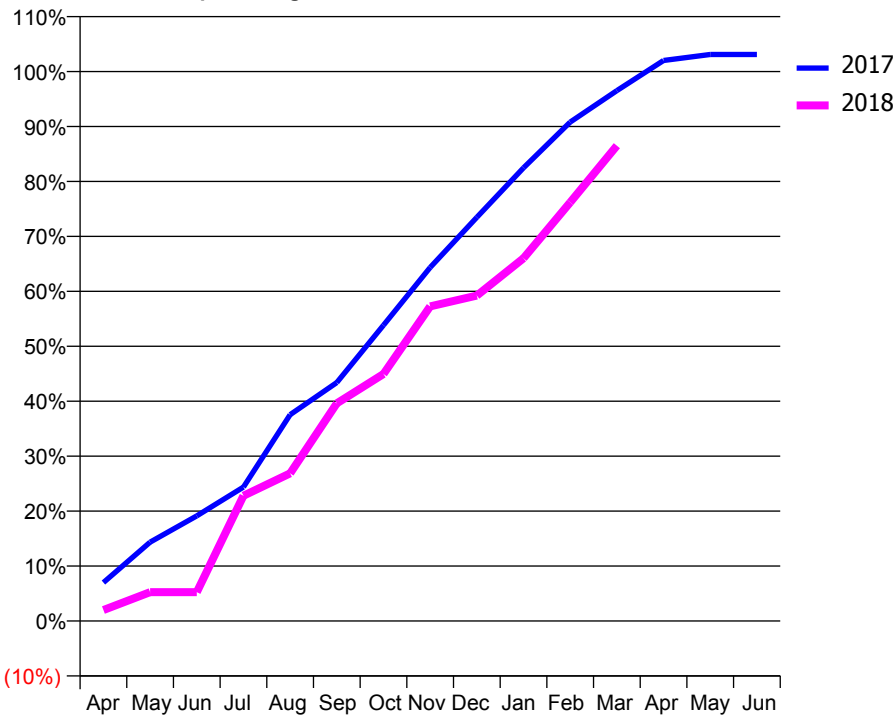
ACCESS*

Patients seen in 24 months	Total	Change since previous quarter
Quarter ending March 2017	853	
Quarter ending June 2017	832	↓
Quarter ending September 2017	812	↓
Quarter ending December 2017	808	→
Quarter ending March 2018	788	↓
Variance since March 2017	(7.6%)	↓



ACTIVITY

Cumulative percentage of contracted UDA delivered 2017 & 2018



Month	Adjusted Scheduled Activity (UDA)	
	2017	2018
April	129	37
May	265	97
June	353	97
July	450	421
August	693	496
September	801	731
October	994	830
November	1,188	1,057
December	1,356	1,093
January	1,522	1,219
February	1,676	1,406
March	1,782	1,597
April	1,883	
May	1,903	
June	1,903	

QUALITY

	Quantity	Base Number	Contract	AT	Region	England
% of FP17s for the same patient ID Re-attending within 3 months - Children	89	1,221	7.3%	10.1%	11.5%	11.9%
% of FP17s for the same patient ID Re-attending within 3 months - Adults	1	3	33.3%	15.5%	16.8%	16.0%
% of FP17s for the same patient ID Re-attending between 3 & 9 months - Children	878	1,221	71.9%	48.4%	47.7%	58.3%
% of FP17s for the same patient ID Re-attending between 3 & 9 months - Adults	2	3	66.7%	38.1%	38.2%	50.3%
% of FP17s for Band 1 Urgent Courses	32	1,136	2.8%	10.1%	10.6%	9.1%
% of FP17s Relating to Free Repair or Replacements	0	1,136	0.0%	0.6%	0.6%	0.8%
% of FP17s Relating to Continuations	17	1,136	1.5%	0.9%	0.8%	1.0%
% of Patients satisfied with the dentistry they have received	0	0	N/A	90.1%	89.3%	91.5%
% of Patients satisfied with the time they had to wait for an appointment	0	0	N/A	86.9%	84.4%	87.9%

* This is based on patients treated on this contract for their most recent course of treatment. Figures in italics indicate the base number of FP17s or Patient Questionnaire responses are less than 100. N/A is shown where the base number of responses is less than 10 during the period. % is calculated as Quantity/Base number*100

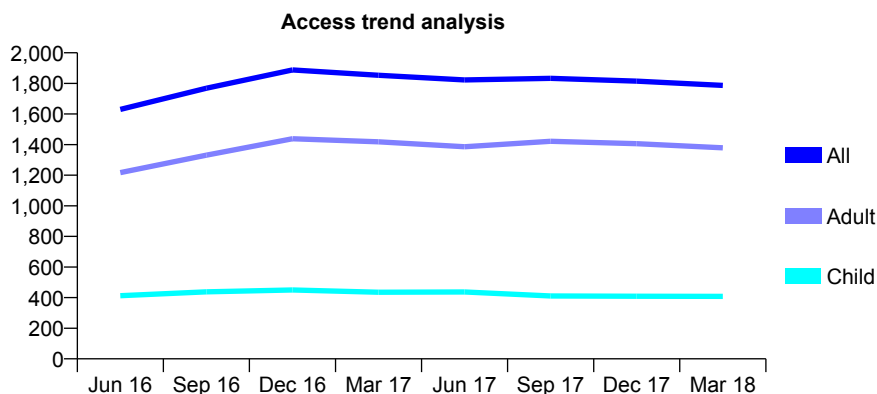
Q63 - Vital Signs At a Glance Contract Report for 110256/0001 - March 2018

Name or company name	One 4 One Dental Practice
Contract type name	GDS Contract
Purpose of contract	General
Contract start date	12/12/2014
Contract end date	

17/18 Contracted general activity (UDA)	3,994
Carry forward general activity (UDA)	-80
17/18 Contracted orthodontic activity (UOA)	0
Carry forward orthodontic activity (UOA)	0
Baseline contract value	£131,978.75

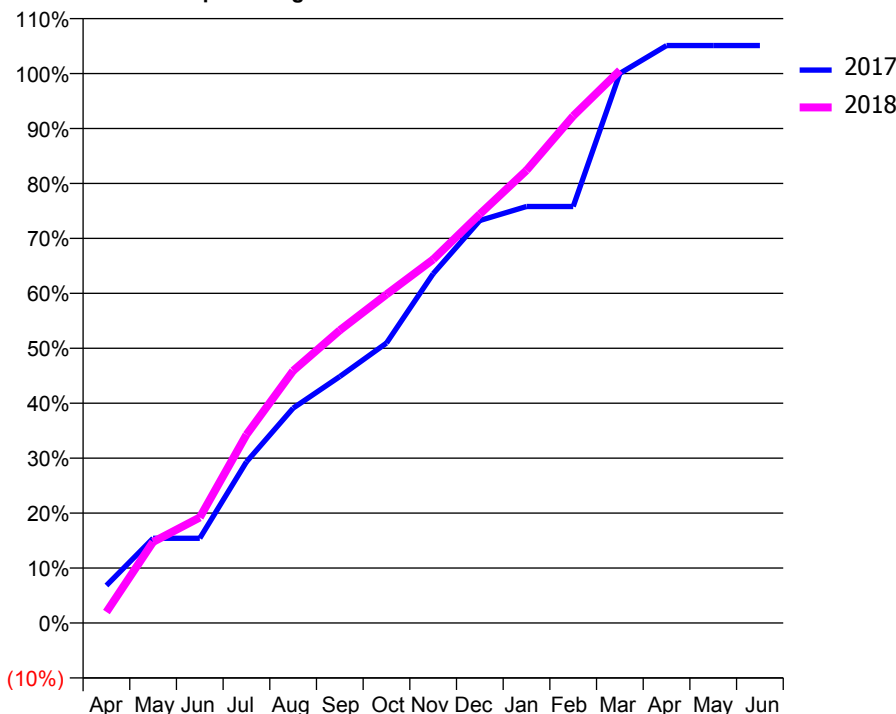
ACCESS*

Patients seen in 24 months	Total	Change since previous quarter
Quarter ending March 2017	1,853	
Quarter ending June 2017	1,823	↓
Quarter ending September 2017	1,833	→
Quarter ending December 2017	1,815	→
Quarter ending March 2018	1,787	↓
Variance since March 2017	(3.6%)	↓



ACTIVITY

Cumulative percentage of contracted UDA delivered 2017 & 2018



Month	Adjusted Scheduled Activity (UDA)	
	2017	2018
April	272	80
May	616	590
June	616	767
July	1,172	1,369
August	1,562	1,833
September	1,792	2,128
October	2,035	2,389
November	2,539	2,643
December	2,926	2,972
January	3,027	3,290
February	3,027	3,685
March	3,995	4,017
April	4,197	
May	4,197	
June	4,197	

QUALITY

	Quantity	Base Number	Contract	AT	Region	England
% of FP17s for the same patient ID Re-attending within 3 months - Children	40	571	7.0%	10.1%	11.5%	11.9%
% of FP17s for the same patient ID Re-attending within 3 months - Adults	133	1,423	9.3%	15.5%	16.8%	16.0%
% of FP17s for the same patient ID Re-attending between 3 & 9 months - Children	281	571	49.2%	48.4%	47.7%	58.3%
% of FP17s for the same patient ID Re-attending between 3 & 9 months - Adults	546	1,423	38.4%	38.1%	38.2%	50.3%
% of FP17s for Band 1 Urgent Courses	107	1,916	5.6%	10.1%	10.6%	9.1%
% of FP17s Relating to Free Repair or Replacements	3	1,916	0.2%	0.6%	0.6%	0.8%
% of FP17s Relating to Continuations	2	1,916	0.1%	0.9%	0.8%	1.0%
% of Patients satisfied with the dentistry they have received	0	0	N/A	90.1%	89.3%	91.5%
% of Patients satisfied with the time they had to wait for an appointment	0	0	N/A	86.9%	84.4%	87.9%

* This is based on patients treated on this contract for their most recent course of treatment. Figures in italics indicate the base number of FP17s or Patient Questionnaire responses are less than 100. N/A is shown where the base number of responses is less than 10 during the period. % is calculated as Quantity/Base number*100

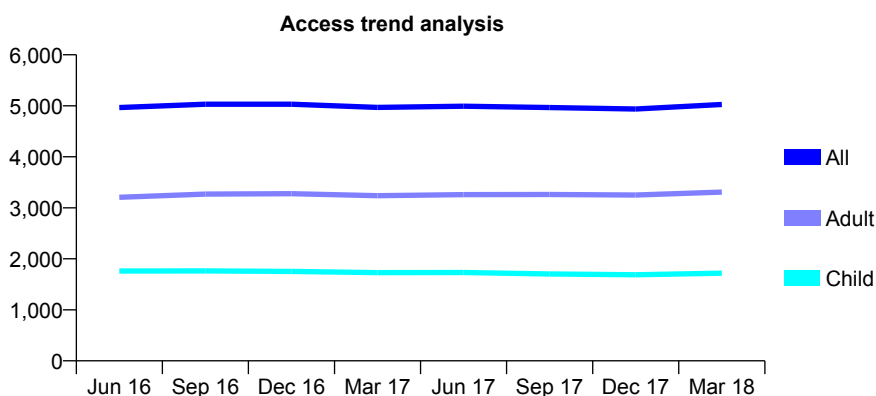
Q63 - Vital Signs At a Glance Contract Report for 110337/0002 - March 2018

Name or company name	Groves Dental Centre
Contract type name	GDS Contract
Purpose of contract	General
Contract start date	01/01/2012
Contract end date	

17/18 Contracted general activity (UDA)	13,000
Carry forward general activity (UDA)	-260
17/18 Contracted orthodontic activity (UOA)	0
Carry forward orthodontic activity (UOA)	0
Baseline contract value	£329,645.89

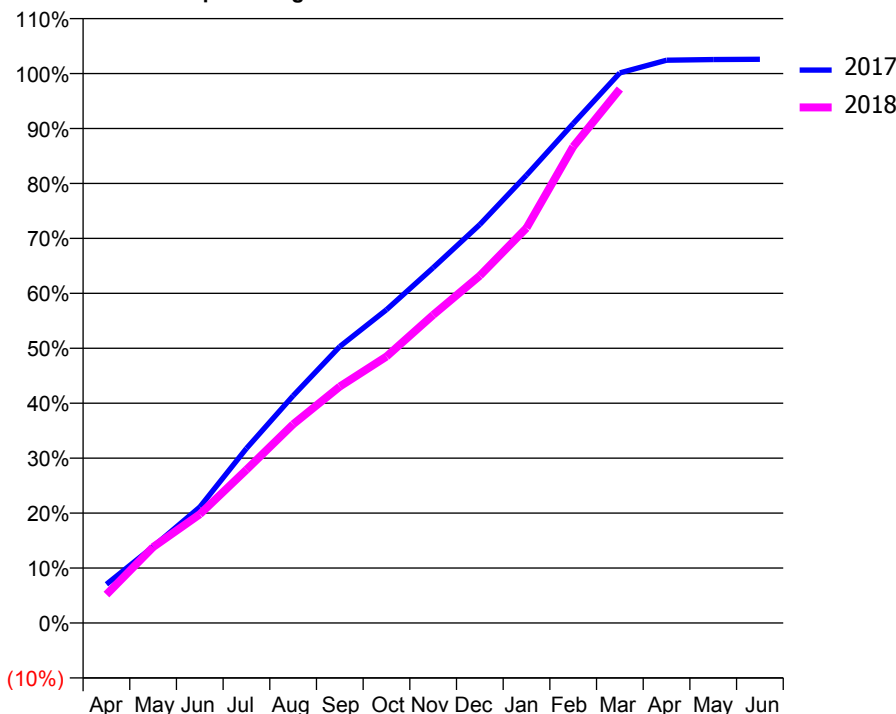
ACCESS*

Patients seen in 24 months	Total	Change since previous quarter
Quarter ending March 2017	4,969	
Quarter ending June 2017	4,992	→
Quarter ending September 2017	4,965	→
Quarter ending December 2017	4,937	→
Quarter ending March 2018	5,027	→
Variance since March 2017	1.2%	→



ACTIVITY

Cumulative percentage of contracted UDA delivered 2017 & 2018



Month	Adjusted Scheduled Activity (UDA)	
	2017	2018
April	916	673
May	1,806	1,797
June	2,743	2,571
July	4,133	3,627
August	5,379	4,703
September	6,542	5,596
October	7,411	6,306
November	8,406	7,288
December	9,428	8,218
January	10,594	9,346
February	11,816	11,270
March	13,015	12,632
April	13,316	
May	13,330	
June	13,337	

QUALITY

	Quantity	Base Number	Contract	AT	Region	England
% of FP17s for the same patient ID Re-attending within 3 months - Children	240	2,875	8.3%	10.1%	11.5%	11.9%
% of FP17s for the same patient ID Re-attending within 3 months - Adults	570	4,703	12.1%	15.5%	16.8%	16.0%
% of FP17s for the same patient ID Re-attending between 3 & 9 months - Children	2,014	2,875	70.1%	48.4%	47.7%	58.3%
% of FP17s for the same patient ID Re-attending between 3 & 9 months - Adults	3,041	4,703	64.7%	38.1%	38.2%	50.3%
% of FP17s for Band 1 Urgent Courses	332	7,355	4.5%	10.1%	10.6%	9.1%
% of FP17s Relating to Free Repair or Replacements	30	7,355	0.4%	0.6%	0.6%	0.8%
% of FP17s Relating to Continuations	12	7,355	0.2%	0.9%	0.8%	1.0%
% of Patients satisfied with the dentistry they have received	6	6	N/A	90.1%	89.3%	91.5%
% of Patients satisfied with the time they had to wait for an appointment	5	6	N/A	86.9%	84.4%	87.9%

* This is based on patients treated on this contract for their most recent course of treatment. Figures in italics indicate the base number of FP17s or Patient Questionnaire responses are less than 100. N/A is shown where the base number of responses is less than 10 during the period. % is calculated as Quantity/Base number*100

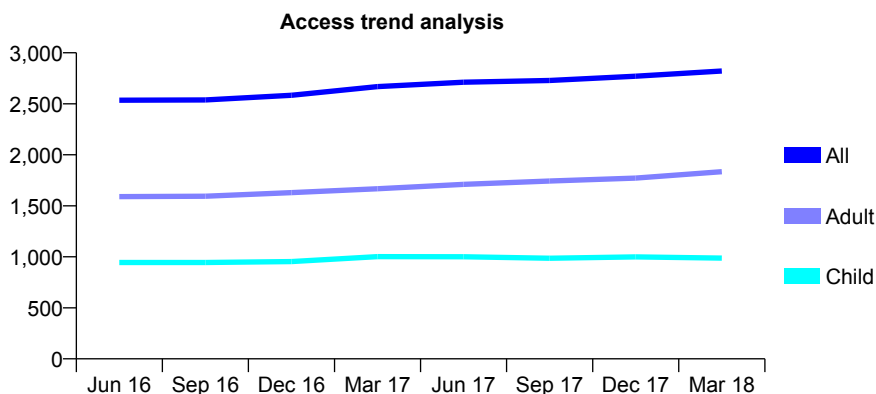
Q63 - Vital Signs At a Glance Contract Report for 111996/0001 - March 2018

Name or company name	Lillywhite Dental Practice
Contract type name	GDS Contract
Purpose of contract	General
Contract start date	16/03/2010
Contract end date	

17/18 Contracted general activity (UDA)	8,548
Carry forward general activity (UDA)	0
17/18 Contracted orthodontic activity (UOA)	0
Carry forward orthodontic activity (UOA)	0
Baseline contract value	£229,685.89

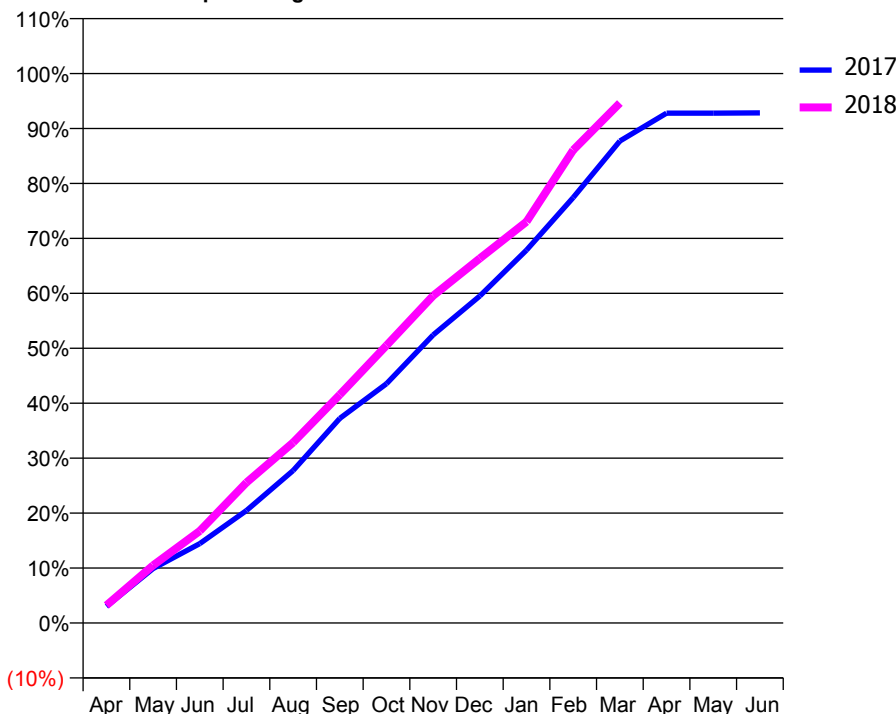
ACCESS*

Patients seen in 24 months	Total	Change since previous quarter
Quarter ending March 2017	2,669	
Quarter ending June 2017	2,712	→
Quarter ending September 2017	2,729	→
Quarter ending December 2017	2,771	→
Quarter ending March 2018	2,822	→
Variance since March 2017	5.7%	↑



ACTIVITY

Cumulative percentage of contracted UDA delivered 2017 & 2018



Month	Adjusted Scheduled Activity (UDA)	
	2017	2018
April	259	274
May	847	898
June	1,236	1,433
July	1,750	2,186
August	2,371	2,807
September	3,182	3,552
October	3,723	4,317
November	4,482	5,091
December	5,088	5,673
January	5,801	6,243
February	6,617	7,357
March	7,497	8,090
April	7,932	
May	7,932	
June	7,936	

QUALITY

	Quantity	Base Number	Contract	AT	Region	England
% of FP17s for the same patient ID Re-attending within 3 months - Children	159	1,719	9.2%	10.1%	11.5%	11.9%
% of FP17s for the same patient ID Re-attending within 3 months - Adults	370	2,693	13.7%	15.5%	16.8%	16.0%
% of FP17s for the same patient ID Re-attending between 3 & 9 months - Children	1,206	1,719	70.2%	48.4%	47.7%	58.3%
% of FP17s for the same patient ID Re-attending between 3 & 9 months - Adults	1,633	2,693	60.6%	38.1%	38.2%	50.3%
% of FP17s for Band 1 Urgent Courses	346	4,227	8.2%	10.1%	10.6%	9.1%
% of FP17s Relating to Free Repair or Replacements	21	4,227	0.5%	0.6%	0.6%	0.8%
% of FP17s Relating to Continuations	21	4,227	0.5%	0.9%	0.8%	1.0%
% of Patients satisfied with the dentistry they have received	2	2	N/A	90.1%	89.3%	91.5%
% of Patients satisfied with the time they had to wait for an appointment	2	2	N/A	86.9%	84.4%	87.9%

* This is based on patients treated on this contract for their most recent course of treatment. Figures in italics indicate the base number of FP17s or Patient Questionnaire responses are less than 100. N/A is shown where the base number of responses is less than 10 during the period. % is calculated as Quantity/Base number*100

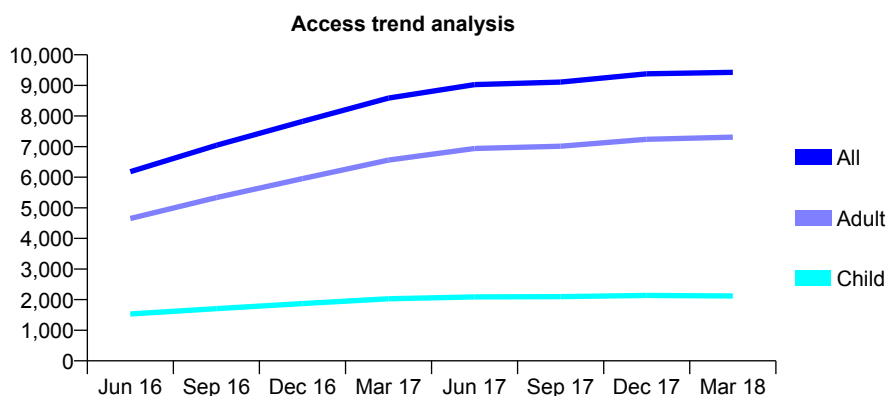
Q63 - Vital Signs At a Glance Contract Report for 112054/0001 - March 2018

Name or company name	Mr J Ginty and Mr Rumit Desai
Contract type name	GDS Contract
Purpose of contract	General
Contract start date	01/05/2015
Contract end date	

17/18 Contracted general activity (UDA)	19,545
Carry forward general activity (UDA)	-182
17/18 Contracted orthodontic activity (UOA)	0
Carry forward orthodontic activity (UOA)	0
Baseline contract value	£613,073.08

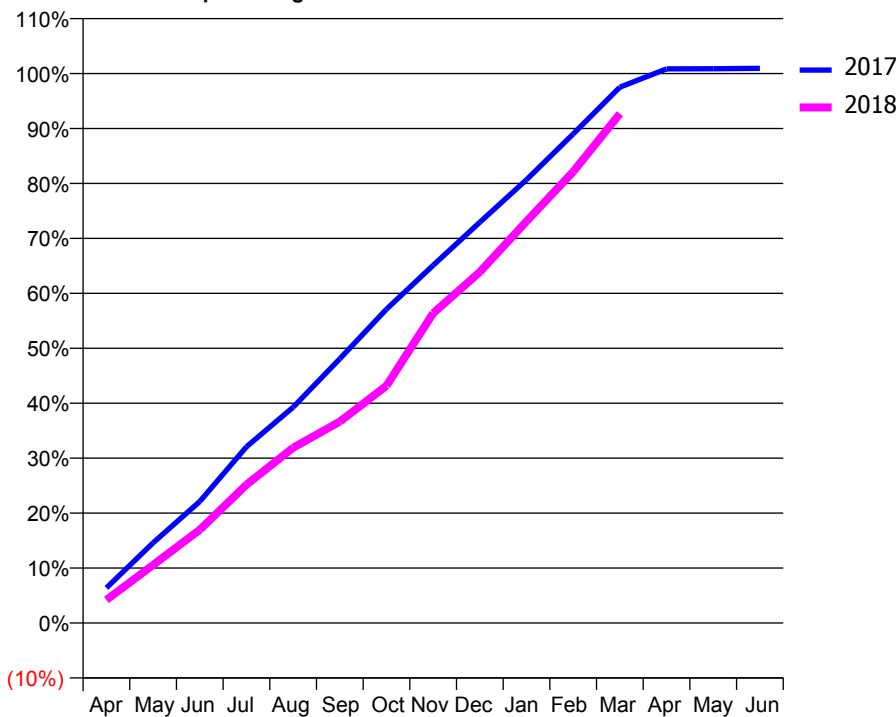
ACCESS*

Patients seen in 24 months	Total	Change since previous quarter
Quarter ending March 2017	8,588	
Quarter ending June 2017	9,026	↑
Quarter ending September 2017	9,110	→
Quarter ending December 2017	9,377	↑
Quarter ending March 2018	9,426	→
Variance since March 2017	9.8%	↑



ACTIVITY

Cumulative percentage of contracted UDA delivered 2017 & 2018



Month	Adjusted Scheduled Activity (UDA)	
	2017	2018
April	1,251	821
May	2,851	2,066
June	4,323	3,317
July	6,270	4,921
August	7,679	6,232
September	9,398	7,164
October	11,164	8,439
November	12,725	11,019
December	14,256	12,486
January	15,767	14,290
February	17,395	16,054
March	19,058	18,115
April	19,707	
May	19,713	
June	19,727	

QUALITY

	Quantity	Base Number	Contract	AT	Region	England
% of FP17s for the same patient ID Re-attending within 3 months - Children	191	2,303	8.3%	10.1%	11.5%	11.9%
% of FP17s for the same patient ID Re-attending within 3 months - Adults	709	6,896	10.3%	15.5%	16.8%	16.0%
% of FP17s for the same patient ID Re-attending between 3 & 9 months - Children	866	2,303	37.6%	48.4%	47.7%	58.3%
% of FP17s for the same patient ID Re-attending between 3 & 9 months - Adults	2,131	6,896	30.9%	38.1%	38.2%	50.3%
% of FP17s for Band 1 Urgent Courses	688	8,523	8.1%	10.1%	10.6%	9.1%
% of FP17s Relating to Free Repair or Replacements	40	8,523	0.5%	0.6%	0.6%	0.8%
% of FP17s Relating to Continuations	140	8,523	1.6%	0.9%	0.8%	1.0%
% of Patients satisfied with the dentistry they have received	4	4	N/A	90.1%	89.3%	91.5%
% of Patients satisfied with the time they had to wait for an appointment	4	4	N/A	86.9%	84.4%	87.9%

* This is based on patients treated on this contract for their most recent course of treatment. Figures in italics indicate the base number of FP17s or Patient Questionnaire responses are less than 100. N/A is shown where the base number of responses is less than 10 during the period. % is calculated as Quantity/Base number*100

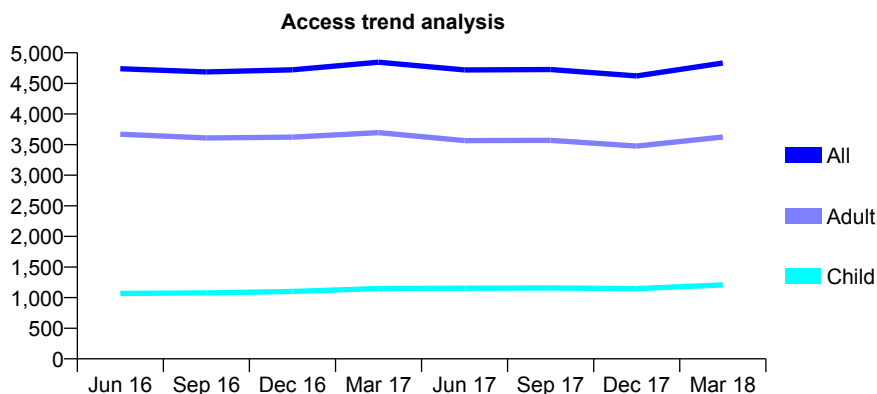
Q63 - Vital Signs At a Glance Contract Report for 112712/0001 - March 2018

Name or company name	Ebrahim Zadeh Saadat and Tabrizi Hosseir
Contract type name	GDS Contract
Purpose of contract	General
Contract start date	01/03/2009
Contract end date	

17/18 Contracted general activity (UDA)	16,200
Carry forward general activity (UDA)	0
17/18 Contracted orthodontic activity (UOA)	0
Carry forward orthodontic activity (UOA)	0
Baseline contract value	£389,826.05

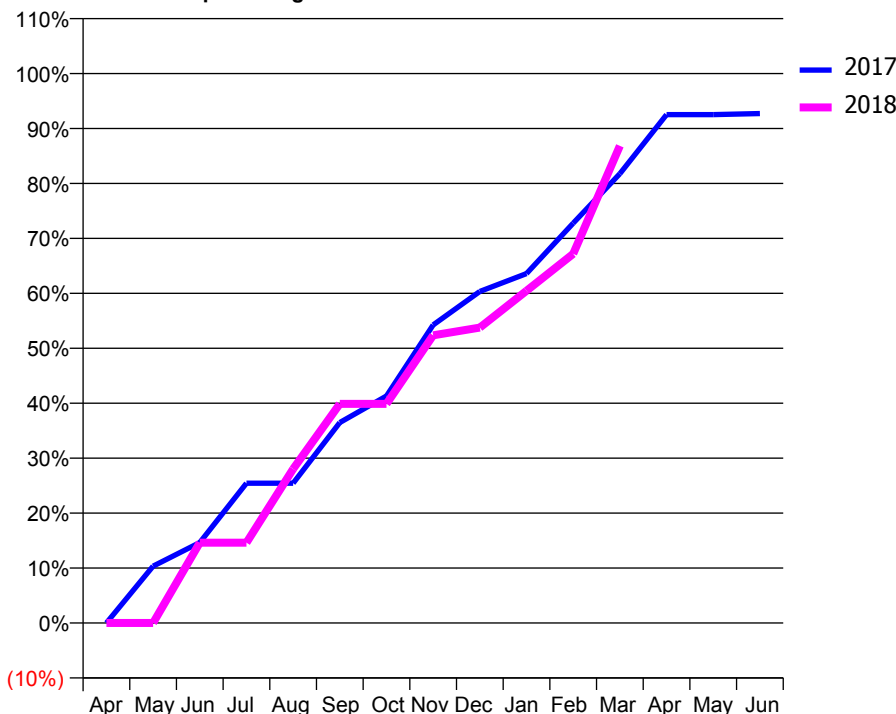
ACCESS*

Patients seen in 24 months	Total	Change since previous quarter
Quarter ending March 2017	4,847	
Quarter ending June 2017	4,719	↓
Quarter ending September 2017	4,727	→
Quarter ending December 2017	4,623	↓
Quarter ending March 2018	4,833	↑
Variance since March 2017	(0.3%)	→



ACTIVITY

Cumulative percentage of contracted UDA delivered 2017 & 2018



Month	Adjusted Scheduled Activity (UDA)	
	2017	2018
April	0	0
May	1,678	0
June	2,371	2,367
July	4,123	2,367
August	4,123	4,543
September	5,912	6,462
October	6,695	6,462
November	8,788	8,480
December	9,773	8,711
January	10,301	9,793
February	11,787	10,885
March	13,248	14,069
April	14,988	
May	14,988	
June	15,020	

QUALITY

	Quantity	Base Number	Contract	AT	Region	England
% of FP17s for the same patient ID Re-attending within 3 months - Children	88	1,297	6.8%	10.1%	11.5%	11.9%
% of FP17s for the same patient ID Re-attending within 3 months - Adults	518	4,004	12.9%	15.5%	16.8%	16.0%
% of FP17s for the same patient ID Re-attending between 3 & 9 months - Children	470	1,297	36.2%	48.4%	47.7%	58.3%
% of FP17s for the same patient ID Re-attending between 3 & 9 months - Adults	1,604	4,004	40.1%	38.1%	38.2%	50.3%
% of FP17s for Band 1 Urgent Courses	389	4,706	8.3%	10.1%	10.6%	9.1%
% of FP17s Relating to Free Repair or Replacements	0	4,706	0.0%	0.6%	0.6%	0.8%
% of FP17s Relating to Continuations	51	4,706	1.1%	0.9%	0.8%	1.0%
% of Patients satisfied with the dentistry they have received	1	1	N/A	90.1%	89.3%	91.5%
% of Patients satisfied with the time they had to wait for an appointment	1	1	N/A	86.9%	84.4%	87.9%

* This is based on patients treated on this contract for their most recent course of treatment. Figures in italics indicate the base number of FP17s or Patient Questionnaire responses are less than 100. N/A is shown where the base number of responses is less than 10 during the period. % is calculated as Quantity/Base number*100

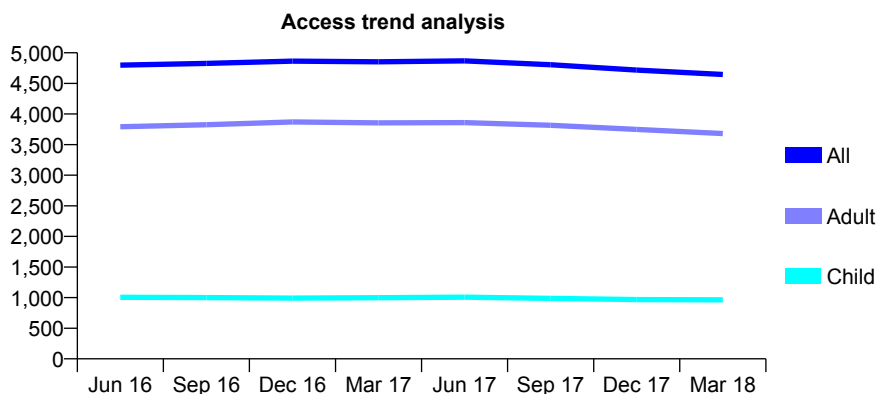
Q63 - Vital Signs At a Glance Contract Report for 113271/0001 - March 2018

Name or company name	Amritpal Marway & Divyash Patel
Contract type name	GDS Contract
Purpose of contract	General
Contract start date	01/09/2013
Contract end date	

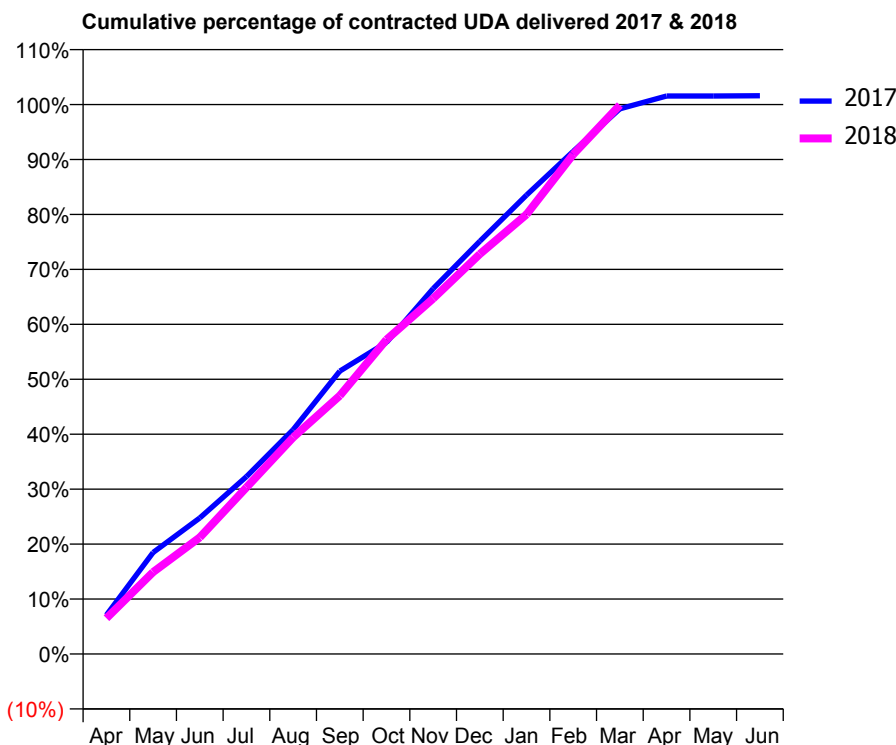
17/18 Contracted general activity (UDA)	11,125
Carry forward general activity (UDA)	-176
17/18 Contracted orthodontic activity (UOA)	0
Carry forward orthodontic activity (UOA)	0
Baseline contract value	£670,558.48

ACCESS*

Patients seen in 24 months	Total	Change since previous quarter
Quarter ending March 2017	4,854	
Quarter ending June 2017	4,868	→
Quarter ending September 2017	4,804	↓
Quarter ending December 2017	4,717	↓
Quarter ending March 2018	4,645	↓
Variance since March 2017	(4.3%)	↓



ACTIVITY



Month	Adjusted Scheduled Activity (UDA)	
	2017	2018
April	789	724
May	2,056	1,660
June	2,756	2,361
July	3,591	3,374
August	4,543	4,386
September	5,728	5,230
October	6,308	6,364
November	7,399	7,197
December	8,356	8,099
January	9,291	8,899
February	10,177	10,115
March	11,038	11,114
April	11,298	
May	11,298	
June	11,301	

QUALITY

	Quantity	Base Number	Contract	AT	Region	England
% of FP17s for the same patient ID Re-attending within 3 months - Children	79	1,033	7.6%	10.1%	11.5%	11.9%
% of FP17s for the same patient ID Re-attending within 3 months - Adults	320	3,194	10.0%	15.5%	16.8%	16.0%
% of FP17s for the same patient ID Re-attending between 3 & 9 months - Children	284	1,033	27.5%	48.4%	47.7%	58.3%
% of FP17s for the same patient ID Re-attending between 3 & 9 months - Adults	632	3,194	19.8%	38.1%	38.2%	50.3%
% of FP17s for Band 1 Urgent Courses	56	3,510	1.6%	10.1%	10.6%	9.1%
% of FP17s Relating to Free Repair or Replacements	99	3,510	2.8%	0.6%	0.6%	0.8%
% of FP17s Relating to Continuations	70	3,510	2.0%	0.9%	0.8%	1.0%
% of Patients satisfied with the dentistry they have received	5	5	N/A	90.1%	89.3%	91.5%
% of Patients satisfied with the time they had to wait for an appointment	5	5	N/A	86.9%	84.4%	87.9%

* This is based on patients treated on this contract for their most recent course of treatment. Figures in italics indicate the base number of FP17s or Patient Questionnaire responses are less than 100. N/A is shown where the base number of responses is less than 10 during the period. % is calculated as Quantity/Base number*100

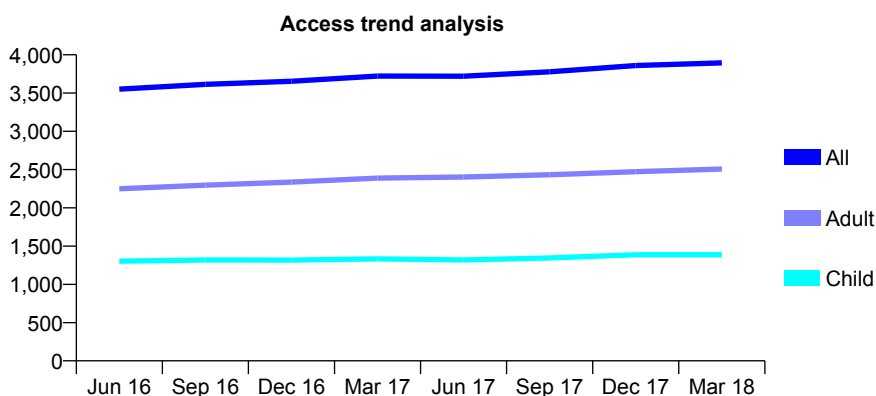
Q63 - Vital Signs At a Glance Contract Report for 113751/0001 - March 2018

Name or company name	JH Patel & Partners
Contract type name	GDS Contract
Purpose of contract	General
Contract start date	01/05/2006
Contract end date	

17/18 Contracted general activity (UDA)	10,421
Carry forward general activity (UDA)	-119
17/18 Contracted orthodontic activity (UOA)	0
Carry forward orthodontic activity (UOA)	0
Baseline contract value	£261,703.10

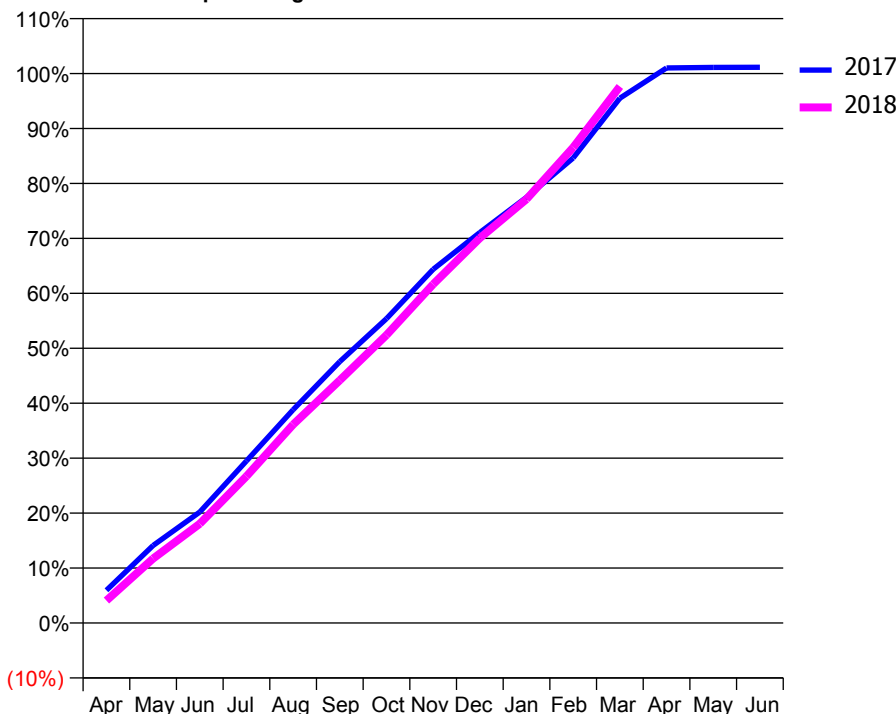
ACCESS*

Patients seen in 24 months	Total	Change since previous quarter
Quarter ending March 2017	3,722	
Quarter ending June 2017	3,721	→
Quarter ending September 2017	3,777	→
Quarter ending December 2017	3,859	↑
Quarter ending March 2018	3,895	→
Variance since March 2017	4.6%	↑



ACTIVITY

Cumulative percentage of contracted UDA delivered 2017 & 2018



Month	Adjusted Scheduled Activity (UDA)	
	2017	2018
April	622	425
May	1,470	1,222
June	2,105	1,883
July	3,073	2,784
August	4,045	3,764
September	4,958	4,605
October	5,772	5,462
November	6,708	6,424
December	7,407	7,300
January	8,074	8,037
February	8,820	9,020
March	9,953	10,175
April	10,528	
May	10,536	
June	10,540	

QUALITY

	Quantity	Base Number	Contract	AT	Region	England
% of FP17s for the same patient ID Re-attending within 3 months - Children	174	1,942	9.0%	10.1%	11.5%	11.9%
% of FP17s for the same patient ID Re-attending within 3 months - Adults	632	3,290	19.2%	15.5%	16.8%	16.0%
% of FP17s for the same patient ID Re-attending between 3 & 9 months - Children	898	1,942	46.2%	48.4%	47.7%	58.3%
% of FP17s for the same patient ID Re-attending between 3 & 9 months - Adults	1,464	3,290	44.5%	38.1%	38.2%	50.3%
% of FP17s for Band 1 Urgent Courses	376	4,378	8.6%	10.1%	10.6%	9.1%
% of FP17s Relating to Free Repair or Replacements	5	4,378	0.1%	0.6%	0.6%	0.8%
% of FP17s Relating to Continuations	84	4,378	1.9%	0.9%	0.8%	1.0%
% of Patients satisfied with the dentistry they have received	2	2	N/A	90.1%	89.3%	91.5%
% of Patients satisfied with the time they had to wait for an appointment	2	2	N/A	86.9%	84.4%	87.9%

* This is based on patients treated on this contract for their most recent course of treatment. Figures in italics indicate the base number of FP17s or Patient Questionnaire responses are less than 100. N/A is shown where the base number of responses is less than 10 during the period. % is calculated as Quantity/Base number*100

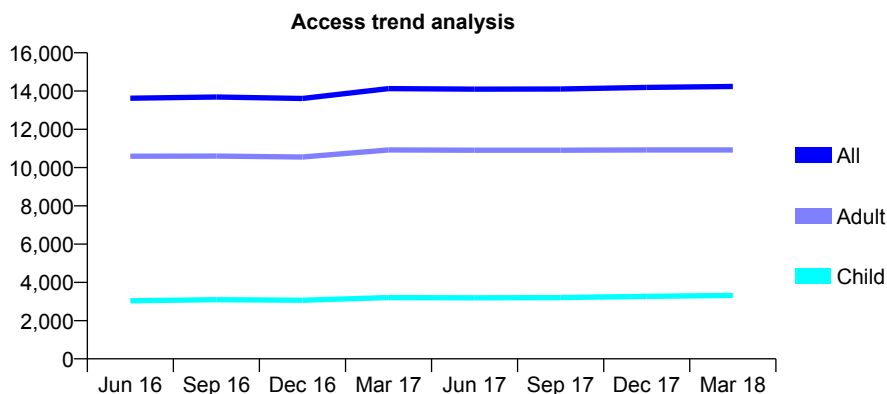
Q63 - Vital Signs At a Glance Contract Report for 114340/0001 - March 2018

Name or company name	Maxident Clinic Ltd.
Contract type name	GDS Contract
Purpose of contract	General
Contract start date	01/06/2012
Contract end date	

17/18 Contracted general activity (UDA)	41,609
Carry forward general activity (UDA)	-519
17/18 Contracted orthodontic activity (UOA)	0
Carry forward orthodontic activity (UOA)	0
Baseline contract value	£1,062,910.65

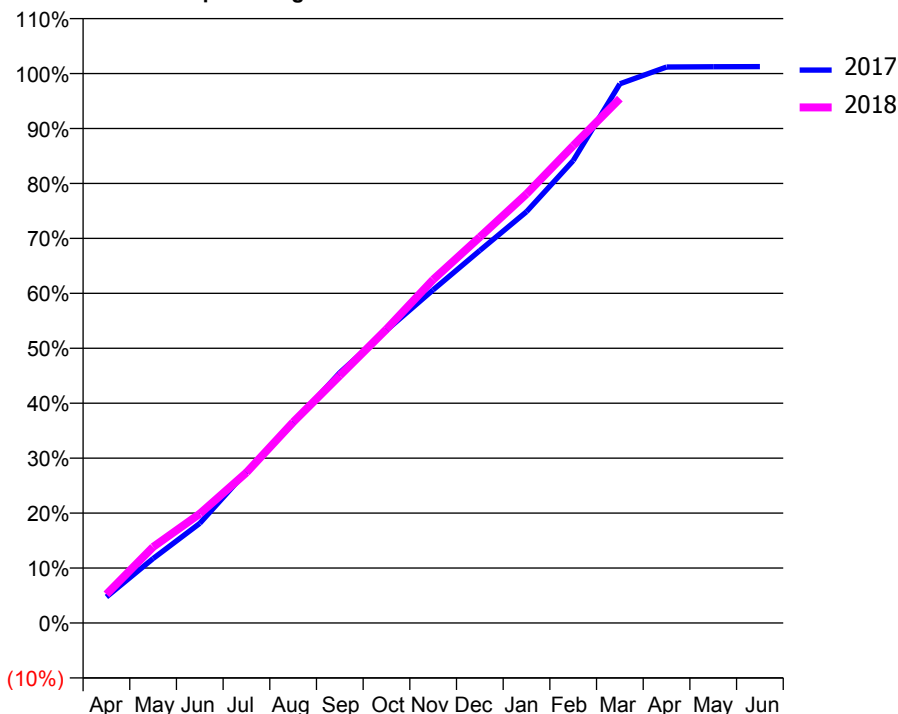
ACCESS*

Patients seen in 24 months	Total	Change since previous quarter
Quarter ending March 2017	14,127	
Quarter ending June 2017	14,100	→
Quarter ending September 2017	14,109	→
Quarter ending December 2017	14,188	→
Quarter ending March 2018	14,238	→
Variance since March 2017	0.8%	→



ACTIVITY

Cumulative percentage of contracted UDA delivered 2017 & 2018



Month	Adjusted Scheduled Activity (UDA)	
	2017	2018
April	1,976	2,173
May	4,884	5,763
June	7,545	8,273
July	11,467	11,394
August	15,115	15,211
September	18,955	18,730
October	22,171	22,251
November	25,228	26,001
December	28,204	29,231
January	31,144	32,483
February	35,010	36,147
March	40,830	39,704
April	42,097	
May	42,119	
June	42,128	

QUALITY

	Quantity	Base Number	Contract	AT	Region	England
% of FP17s for the same patient ID Re-attending within 3 months - Children	195	4,138	4.7%	10.1%	11.5%	11.9%
% of FP17s for the same patient ID Re-attending within 3 months - Adults	965	11,219	8.6%	15.5%	16.8%	16.0%
% of FP17s for the same patient ID Re-attending between 3 & 9 months - Children	2,185	4,138	52.8%	48.4%	47.7%	58.3%
% of FP17s for the same patient ID Re-attending between 3 & 9 months - Adults	4,972	11,219	44.3%	38.1%	38.2%	50.3%
% of FP17s for Band 1 Urgent Courses	808	14,858	5.4%	10.1%	10.6%	9.1%
% of FP17s Relating to Free Repair or Replacements	66	14,858	0.4%	0.6%	0.6%	0.8%
% of FP17s Relating to Continuations	73	14,858	0.5%	0.9%	0.8%	1.0%
% of Patients satisfied with the dentistry they have received	8	9	N/A	90.1%	89.3%	91.5%
% of Patients satisfied with the time they had to wait for an appointment	7	9	N/A	86.9%	84.4%	87.9%

* This is based on patients treated on this contract for their most recent course of treatment. Figures in italics indicate the base number of FP17s or Patient Questionnaire responses are less than 100. N/A is shown where the base number of responses is less than 10 during the period. % is calculated as Quantity/Base number*100

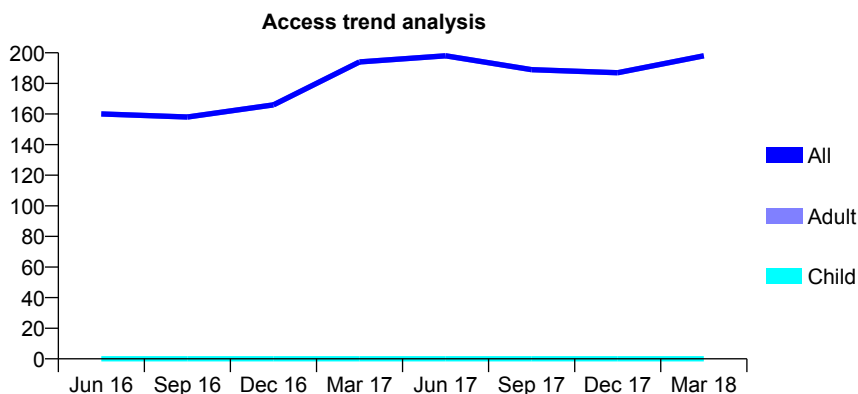
Q63 - Vital Signs At a Glance Contract Report for 114340/0002 - March 2018

Name or company name	Maxident Clinic Ltd.
Contract type name	PDS Contract
Purpose of contract	General
Contract start date	01/09/2012
Contract end date	31/03/2018

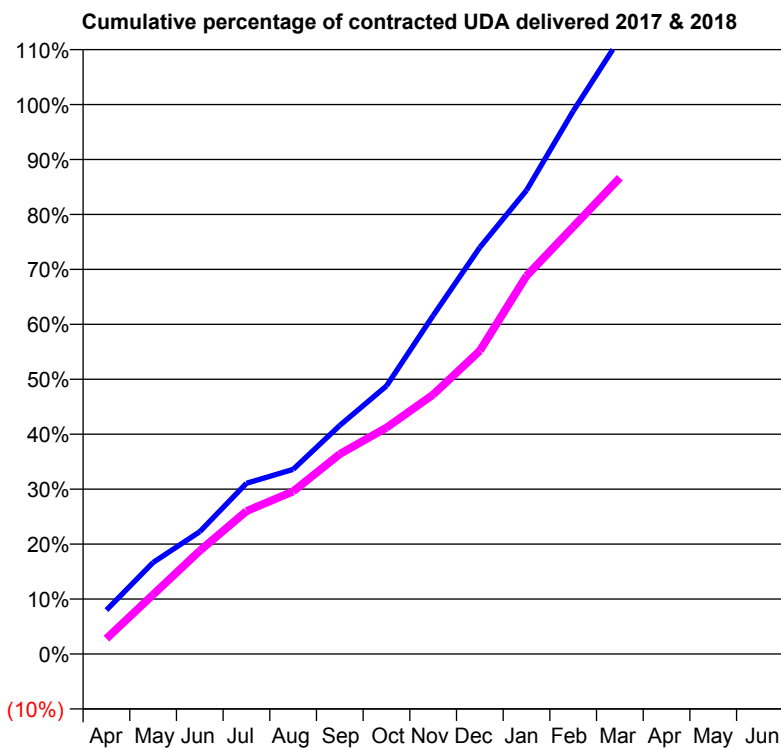
17/18 Contracted general activity (UDA)	750
Carry forward general activity (UDA)	0
17/18 Contracted orthodontic activity (UOA)	0
Carry forward orthodontic activity (UOA)	0
Baseline contract value	£39,322.00

ACCESS*

Patients seen in 24 months	Total	Change since previous quarter
Quarter ending March 2017	194	
Quarter ending June 2017	198	↑
Quarter ending September 2017	189	↓
Quarter ending December 2017	187	↓
Quarter ending March 2018	198	↑
Variance since March 2017	2.1%	↑



ACTIVITY



Month	Adjusted Scheduled Activity (UDA)	
	2017	2018
April	60	21
May	125	81
June	167	141
July	233	195
August	252	222
September	312	273
October	366	309
November	462	354
December	555	414
January	633	516
February	741	583
March	840	650
April	864	
May	864	
June	864	

QUALITY

	Quantity	Base Number	Contract	AT	Region	England
% of FP17s for the same patient ID Re-attending within 3 months - Children	0	0	N/A	10.1%	11.5%	11.9%
% of FP17s for the same patient ID Re-attending within 3 months - Adults	0	181	0.0%	15.5%	16.8%	16.0%
% of FP17s for the same patient ID Re-attending between 3 & 9 months - Children	0	0	N/A	48.4%	47.7%	58.3%
% of FP17s for the same patient ID Re-attending between 3 & 9 months - Adults	3	181	1.7%	38.1%	38.2%	50.3%
% of FP17s for Band 1 Urgent Courses	0	176	0.0%	10.1%	10.6%	9.1%
% of FP17s Relating to Free Repair or Replacements	0	176	0.0%	0.6%	0.6%	0.8%
% of FP17s Relating to Continuations	0	176	0.0%	0.9%	0.8%	1.0%
% of Patients satisfied with the dentistry they have received	0	0	N/A	90.1%	89.3%	91.5%
% of Patients satisfied with the time they had to wait for an appointment	0	0	N/A	86.9%	84.4%	87.9%

* This is based on patients treated on this contract for their most recent course of treatment. Figures in italics indicate the base number of FP17s or Patient Questionnaire responses are less than 100. N/A is shown where the base number of responses is less than 10 during the period. % is calculated as Quantity/Base number*100

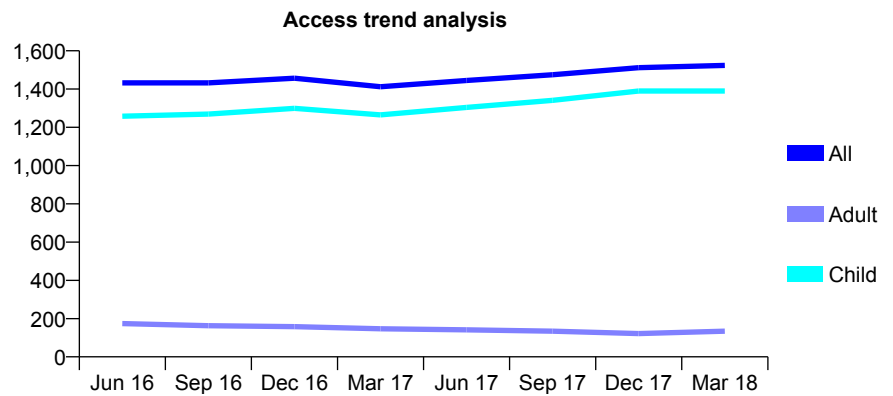
Q63 - Vital Signs At a Glance Contract Report for 114359/0001 - March 2018

Name or company name	Tradex Services Limited
Contract type name	GDS Contract
Purpose of contract	General
Contract start date	01/04/2009
Contract end date	

17/18 Contracted general activity (UDA)	2,400
Carry forward general activity (UDA)	-48
17/18 Contracted orthodontic activity (UOA)	0
Carry forward orthodontic activity (UOA)	0
Baseline contract value	£51,401.80

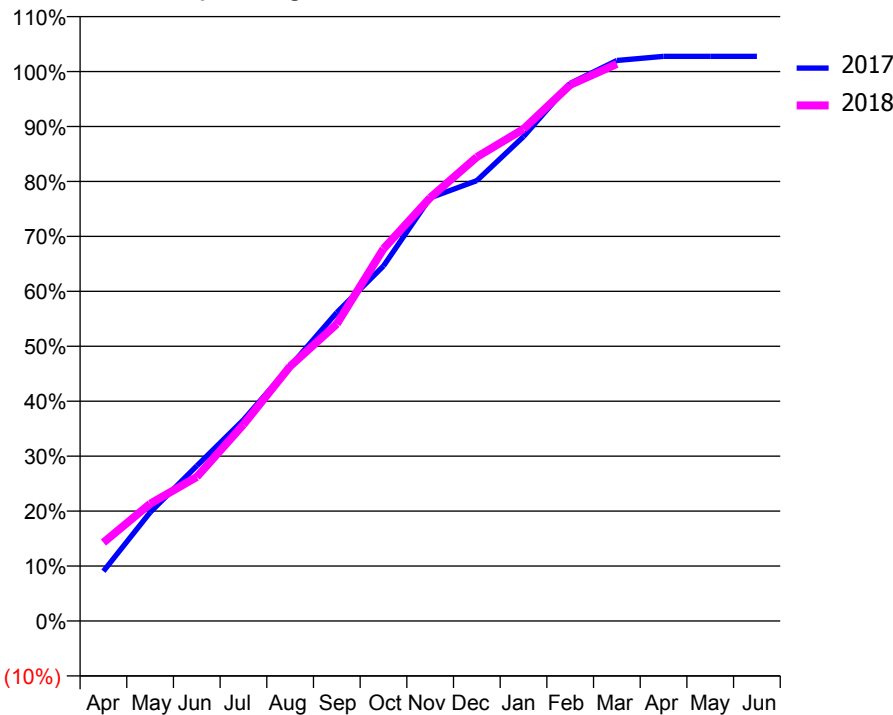
ACCESS*

Patients seen in 24 months	Total	Change since previous quarter
Quarter ending March 2017	1,412	
Quarter ending June 2017	1,445	↑
Quarter ending September 2017	1,475	↑
Quarter ending December 2017	1,512	↑
Quarter ending March 2018	1,524	→
Variance since March 2017	7.9%	↑



ACTIVITY

Cumulative percentage of contracted UDA delivered 2017 & 2018



Month	Adjusted Scheduled Activity (UDA)	
	2017	2018
April	218	343
May	474	512
June	677	629
July	879	858
August	1,113	1,112
September	1,347	1,298
October	1,551	1,626
November	1,848	1,849
December	1,923	2,026
January	2,116	2,149
February	2,348	2,342
March	2,448	2,433
April	2,466	
May	2,466	
June	2,466	

QUALITY

	Quantity	Base Number	Contract	AT	Region	England
% of FP17s for the same patient ID Re-attending within 3 months - Children	115	1,687	6.8%	10.1%	11.5%	11.9%
% of FP17s for the same patient ID Re-attending within 3 months - Adults	0	41	0.0%	15.5%	16.8%	16.0%
% of FP17s for the same patient ID Re-attending between 3 & 9 months - Children	748	1,687	44.3%	48.4%	47.7%	58.3%
% of FP17s for the same patient ID Re-attending between 3 & 9 months - Adults	15	41	36.6%	38.1%	38.2%	50.3%
% of FP17s for Band 1 Urgent Courses	36	1,716	2.1%	10.1%	10.6%	9.1%
% of FP17s Relating to Free Repair or Replacements	0	1,716	0.0%	0.6%	0.6%	0.8%
% of FP17s Relating to Continuations	0	1,716	0.0%	0.9%	0.8%	1.0%
% of Patients satisfied with the dentistry they have received	0	0	N/A	90.1%	89.3%	91.5%
% of Patients satisfied with the time they had to wait for an appointment	0	0	N/A	86.9%	84.4%	87.9%

* This is based on patients treated on this contract for their most recent course of treatment. Figures in italics indicate the base number of FP17s or Patient Questionnaire responses are less than 100. N/A is shown where the base number of responses is less than 10 during the period. % is calculated as Quantity/Base number*100

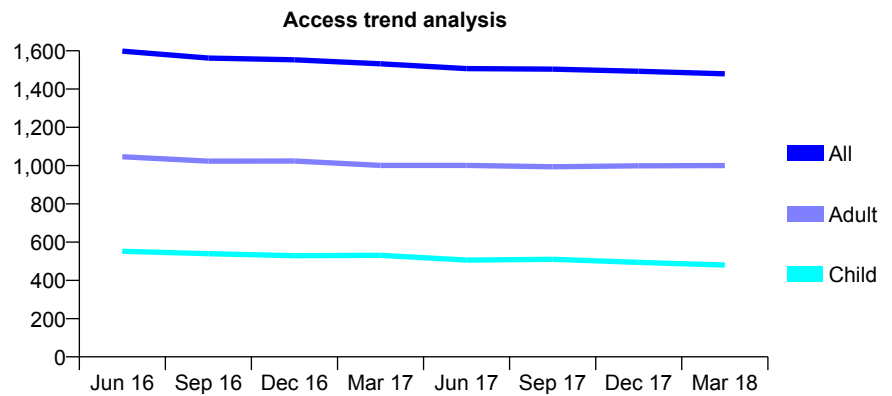
Q63 - Vital Signs At a Glance Contract Report for 114499/0001 - March 2018

Name or company name	Brakashini Thuraisundaram
Contract type name	GDS Contract
Purpose of contract	General
Contract start date	03/08/2009
Contract end date	

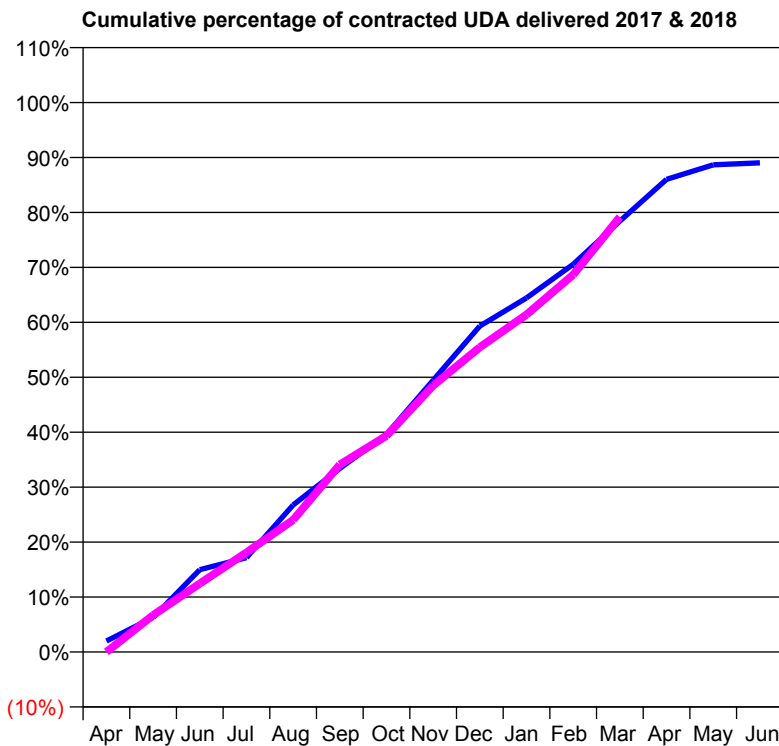
17/18 Contracted general activity (UDA)	5,716
Carry forward general activity (UDA)	0
17/18 Contracted orthodontic activity (UOA)	0
Carry forward orthodontic activity (UOA)	0
Baseline contract value	£162,784.94

ACCESS*

Patients seen in 24 months	Total	Change since previous quarter
Quarter ending March 2017	1,532	
Quarter ending June 2017	1,507	↓
Quarter ending September 2017	1,504	→
Quarter ending December 2017	1,493	→
Quarter ending March 2018	1,480	→
Variance since March 2017	(3.4%)	↓



ACTIVITY



Month	Adjusted Scheduled Activity (UDA)	
	2017	2018
April	114	0
May	360	384
June	857	712
July	982	1,035
August	1,529	1,374
September	1,909	1,950
October	2,264	2,250
November	2,827	2,772
December	3,391	3,170
January	3,683	3,510
February	4,033	3,925
March	4,482	4,526
April	4,916	
May	5,068	
June	5,088	

QUALITY

	Quantity	Base Number	Contract	AT	Region	England
% of FP17s for the same patient ID Re-attending within 3 months - Children	54	766	7.0%	10.1%	11.5%	11.9%
% of FP17s for the same patient ID Re-attending within 3 months - Adults	248	1,424	17.4%	15.5%	16.8%	16.0%
% of FP17s for the same patient ID Re-attending between 3 & 9 months - Children	507	766	66.2%	48.4%	47.7%	58.3%
% of FP17s for the same patient ID Re-attending between 3 & 9 months - Adults	744	1,424	52.2%	38.1%	38.2%	50.3%
% of FP17s for Band 1 Urgent Courses	202	1,950	10.4%	10.1%	10.6%	9.1%
% of FP17s Relating to Free Repair or Replacements	19	1,950	1.0%	0.6%	0.6%	0.8%
% of FP17s Relating to Continuations	6	1,950	0.3%	0.9%	0.8%	1.0%
% of Patients satisfied with the dentistry they have received	0	0	N/A	90.1%	89.3%	91.5%
% of Patients satisfied with the time they had to wait for an appointment	0	0	N/A	86.9%	84.4%	87.9%

* This is based on patients treated on this contract for their most recent course of treatment. Figures in italics indicate the base number of FP17s or Patient Questionnaire responses are less than 100. N/A is shown where the base number of responses is less than 10 during the period. % is calculated as Quantity/Base number*100

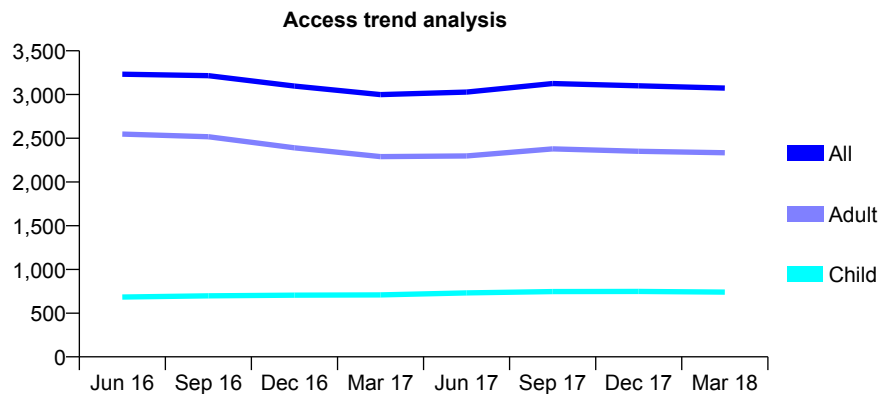
Q63 - Vital Signs At a Glance Contract Report for 115428/0001 - March 2018

Name or company name	S Cowley, R Ingham and J Angelo
Contract type name	GDS Contract
Purpose of contract	General
Contract start date	01/11/2013
Contract end date	

17/18 Contracted general activity (UDA)	10,504
Carry forward general activity (UDA)	-210
17/18 Contracted orthodontic activity (UOA)	0
Carry forward orthodontic activity (UOA)	0
Baseline contract value	£354,046.98

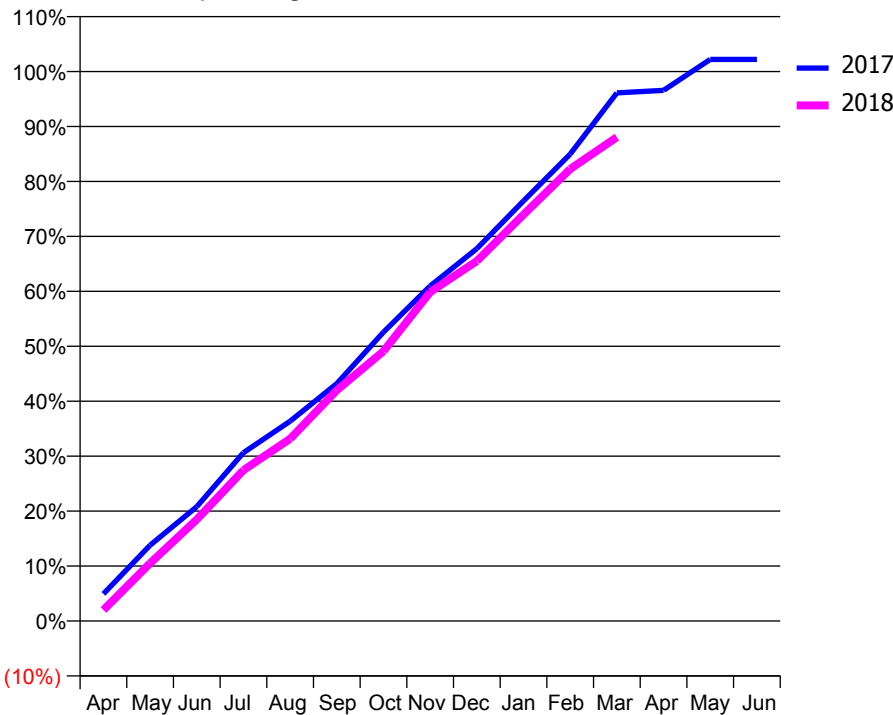
ACCESS*

Patients seen in 24 months	Total	Change since previous quarter
Quarter ending March 2017	2,999	
Quarter ending June 2017	3,028	→
Quarter ending September 2017	3,126	↑
Quarter ending December 2017	3,099	→
Quarter ending March 2018	3,074	→
Variance since March 2017	2.5%	↑



ACTIVITY

Cumulative percentage of contracted UDA delivered 2017 & 2018



Month	Adjusted Scheduled Activity (UDA)	
	2017	2018
April	519	210
May	1,449	1,104
June	2,186	1,941
July	3,217	2,884
August	3,820	3,483
September	4,539	4,411
October	5,523	5,157
November	6,404	6,287
December	7,118	6,882
January	8,029	7,769
February	8,926	8,641
March	10,095	9,248
April	10,143	
May	10,736	
June	10,735	

QUALITY

	Quantity	Base Number	Contract	AT	Region	England
% of FP17s for the same patient ID Re-attending within 3 months - Children	57	845	6.7%	10.1%	11.5%	11.9%
% of FP17s for the same patient ID Re-attending within 3 months - Adults	339	2,267	15.0%	15.5%	16.8%	16.0%
% of FP17s for the same patient ID Re-attending between 3 & 9 months - Children	343	845	40.6%	48.4%	47.7%	58.3%
% of FP17s for the same patient ID Re-attending between 3 & 9 months - Adults	645	2,267	28.5%	38.1%	38.2%	50.3%
% of FP17s for Band 1 Urgent Courses	393	2,954	13.3%	10.1%	10.6%	9.1%
% of FP17s Relating to Free Repair or Replacements	0	2,954	0.0%	0.6%	0.6%	0.8%
% of FP17s Relating to Continuations	23	2,954	0.8%	0.9%	0.8%	1.0%
% of Patients satisfied with the dentistry they have received	1	2	N/A	90.1%	89.3%	91.5%
% of Patients satisfied with the time they had to wait for an appointment	2	2	N/A	86.9%	84.4%	87.9%

* This is based on patients treated on this contract for their most recent course of treatment. Figures in italics indicate the base number of FP17s or Patient Questionnaire responses are less than 100. N/A is shown where the base number of responses is less than 10 during the period. % is calculated as Quantity/Base number*100

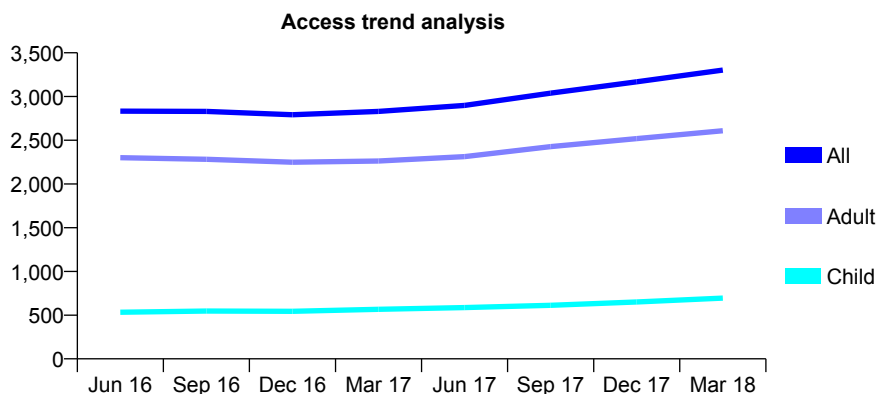
Q63 - Vital Signs At a Glance Contract Report for 115630/0001 - March 2018

Name or company name	Birwood Dental Care Ltd
Contract type name	GDS Contract
Purpose of contract	General
Contract start date	01/08/2011
Contract end date	

17/18 Contracted general activity (UDA)	9,347
Carry forward general activity (UDA)	161
17/18 Contracted orthodontic activity (UOA)	0
Carry forward orthodontic activity (UOA)	0
Baseline contract value	£212,253.83

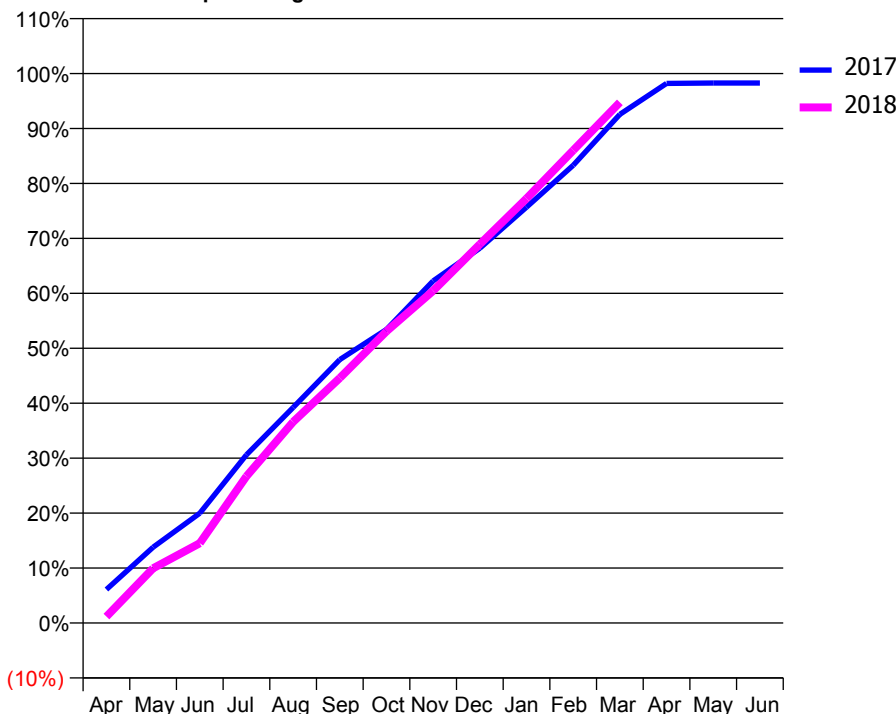
ACCESS*

Patients seen in 24 months	Total	Change since previous quarter
Quarter ending March 2017	2,829	
Quarter ending June 2017	2,899	↑
Quarter ending September 2017	3,039	↑
Quarter ending December 2017	3,168	↑
Quarter ending March 2018	3,302	↑
Variance since March 2017	16.7%	↑



ACTIVITY

Cumulative percentage of contracted UDA delivered 2017 & 2018



Month	Adjusted Scheduled Activity (UDA)	
	2017	2018
April	571	110
May	1,288	932
June	1,869	1,358
July	2,861	2,495
August	3,666	3,422
September	4,480	4,168
October	4,994	4,962
November	5,819	5,651
December	6,375	6,442
January	7,072	7,220
February	7,785	8,039
March	8,653	8,856
April	9,178	
May	9,185	
June	9,186	

QUALITY

	Quantity	Base Number	Contract	AT	Region	England
% of FP17s for the same patient ID Re-attending within 3 months - Children	74	1,020	7.3%	10.1%	11.5%	11.9%
% of FP17s for the same patient ID Re-attending within 3 months - Adults	635	3,567	17.8%	15.5%	16.8%	16.0%
% of FP17s for the same patient ID Re-attending between 3 & 9 months - Children	597	1,020	58.5%	48.4%	47.7%	58.3%
% of FP17s for the same patient ID Re-attending between 3 & 9 months - Adults	1,320	3,567	37.0%	38.1%	38.2%	50.3%
% of FP17s for Band 1 Urgent Courses	239	4,366	5.5%	10.1%	10.6%	9.1%
% of FP17s Relating to Free Repair or Replacements	125	4,366	2.9%	0.6%	0.6%	0.8%
% of FP17s Relating to Continuations	224	4,366	5.1%	0.9%	0.8%	1.0%
% of Patients satisfied with the dentistry they have received	3	3	N/A	90.1%	89.3%	91.5%
% of Patients satisfied with the time they had to wait for an appointment	3	3	N/A	86.9%	84.4%	87.9%

* This is based on patients treated on this contract for their most recent course of treatment. Figures in italics indicate the base number of FP17s or Patient Questionnaire responses are less than 100. N/A is shown where the base number of responses is less than 10 during the period. % is calculated as Quantity/Base number*100

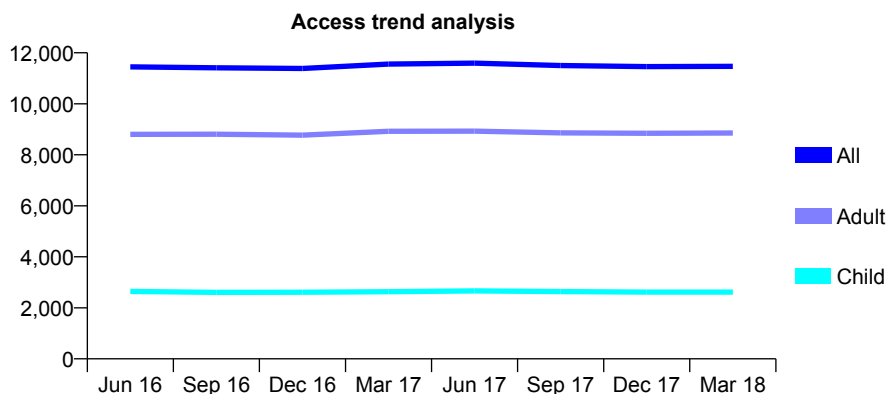
Q63 - Vital Signs At a Glance Contract Report for 115681/0001 - March 2018

Name or company name	Bateman, Knight & McConnell
Contract type name	GDS Contract
Purpose of contract	General
Contract start date	01/04/2008
Contract end date	

17/18 Contracted general activity (UDA)	34,610
Carry forward general activity (UDA)	818
17/18 Contracted orthodontic activity (UOA)	0
Carry forward orthodontic activity (UOA)	0
Baseline contract value	£897,848.76

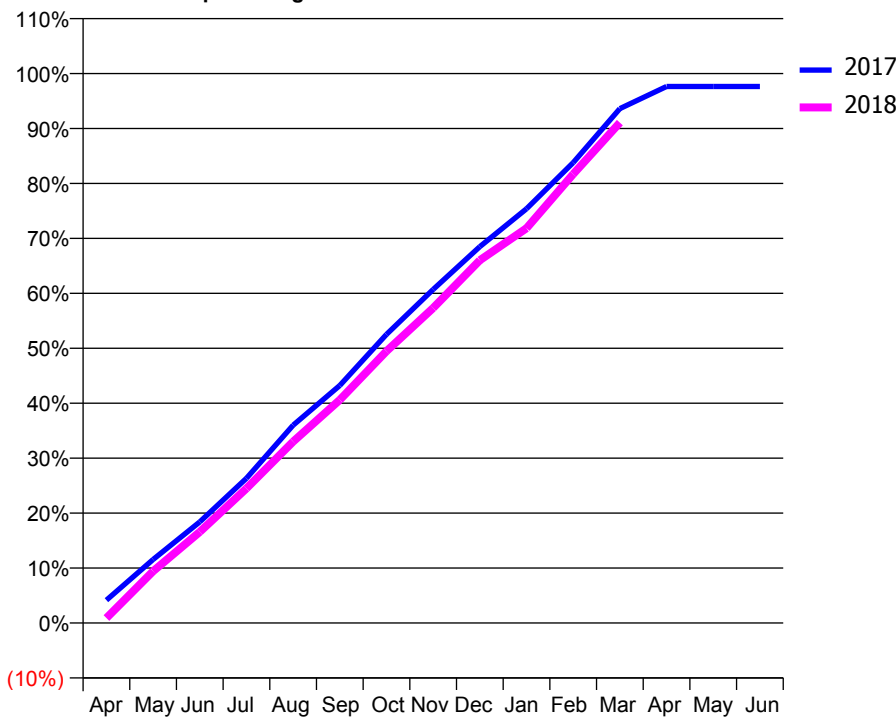
ACCESS*

Patients seen in 24 months	Total	Change since previous quarter
Quarter ending March 2017	11,556	
Quarter ending June 2017	11,593	→
Quarter ending September 2017	11,500	→
Quarter ending December 2017	11,461	→
Quarter ending March 2018	11,469	→
Variance since March 2017	(0.8%)	→



ACTIVITY

Cumulative percentage of contracted UDA delivered 2017 & 2018



Month	Adjusted Scheduled Activity (UDA)	
	2017	2018
April	1,444	313
May	4,004	3,266
June	6,367	5,738
July	9,115	8,476
August	12,460	11,424
September	14,962	14,057
October	18,175	17,122
November	21,012	19,838
December	23,706	22,850
January	26,090	24,862
February	28,997	28,272
March	32,395	31,517
April	33,792	
May	33,792	
June	33,792	

QUALITY

	Quantity	Base Number	Contract	AT	Region	England
% of FP17s for the same patient ID Re-attending within 3 months - Children	198	3,264	6.1%	10.1%	11.5%	11.9%
% of FP17s for the same patient ID Re-attending within 3 months - Adults	1,821	9,986	18.2%	15.5%	16.8%	16.0%
% of FP17s for the same patient ID Re-attending between 3 & 9 months - Children	1,211	3,264	37.1%	48.4%	47.7%	58.3%
% of FP17s for the same patient ID Re-attending between 3 & 9 months - Adults	3,095	9,986	31.0%	38.1%	38.2%	50.3%
% of FP17s for Band 1 Urgent Courses	1,430	12,773	11.2%	10.1%	10.6%	9.1%
% of FP17s Relating to Free Repair or Replacements	233	12,773	1.8%	0.6%	0.6%	0.8%
% of FP17s Relating to Continuations	344	12,773	2.7%	0.9%	0.8%	1.0%
% of Patients satisfied with the dentistry they have received	8	8	N/A	90.1%	89.3%	91.5%
% of Patients satisfied with the time they had to wait for an appointment	8	8	N/A	86.9%	84.4%	87.9%

* This is based on patients treated on this contract for their most recent course of treatment. Figures in italics indicate the base number of FP17s or Patient Questionnaire responses are less than 100. N/A is shown where the base number of responses is less than 10 during the period. % is calculated as Quantity/Base number*100

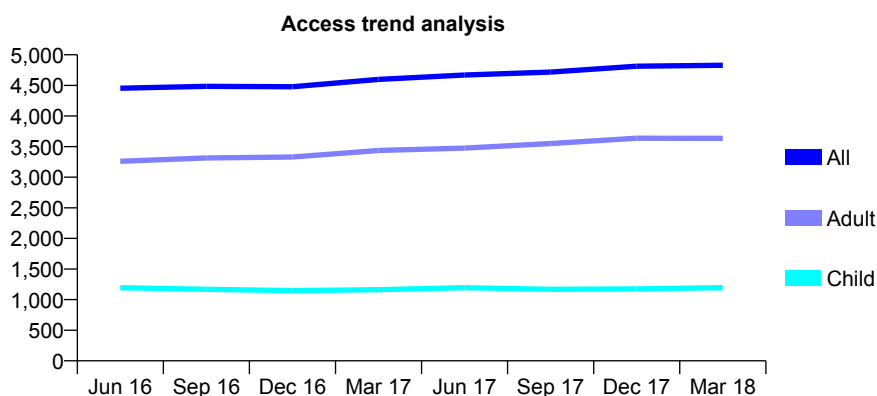
Q63 - Vital Signs At a Glance Contract Report for 116890/0001 - March 2018

Name or company name	Mr P S Photay and Miss S R Photay
Contract type name	PDS Contract
Purpose of contract	General
Contract start date	01/12/2007
Contract end date	31/03/2018

17/18 Contracted general activity (UDA)	17,510
Carry forward general activity (UDA)	-350
17/18 Contracted orthodontic activity (UOA)	0
Carry forward orthodontic activity (UOA)	0
Baseline contract value	£515,184.59

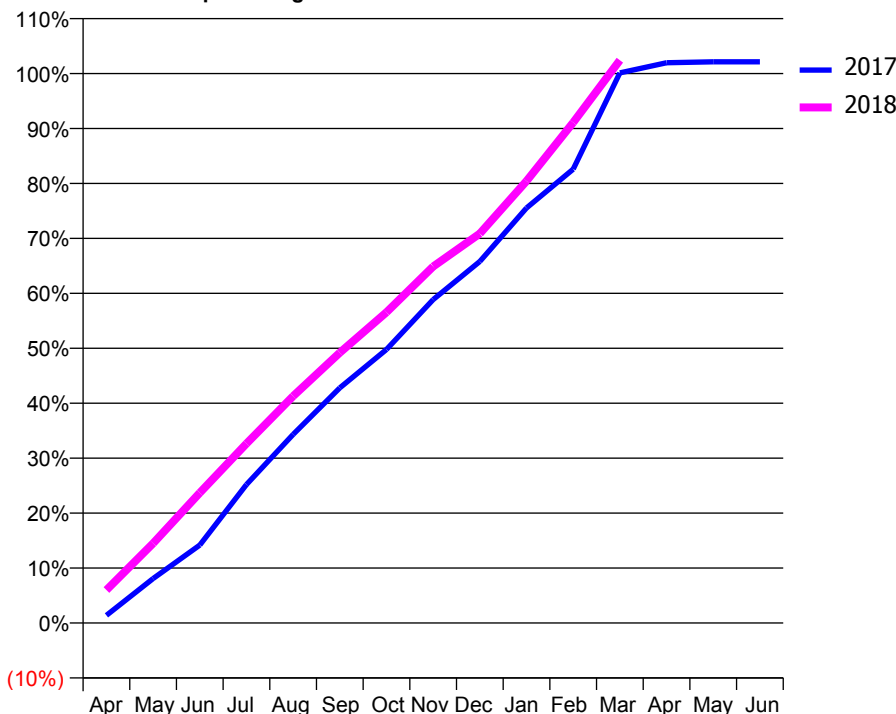
ACCESS*

Patients seen in 24 months	Total	Change since previous quarter
Quarter ending March 2017	4,599	
Quarter ending June 2017	4,670	→
Quarter ending September 2017	4,718	→
Quarter ending December 2017	4,813	↑
Quarter ending March 2018	4,828	→
Variance since March 2017	5.0%	↑



ACTIVITY

Cumulative percentage of contracted UDA delivered 2017 & 2018



Month	Adjusted Scheduled Activity (UDA)	
	2017	2018
April	243	1,051
May	1,416	2,538
June	2,485	4,151
July	4,414	5,719
August	6,011	7,228
September	7,495	8,617
October	8,718	9,904
November	10,306	11,361
December	11,521	12,409
January	13,227	14,082
February	14,463	15,949
March	17,530	17,933
April	17,851	
May	17,881	
June	17,884	

QUALITY

	Quantity	Base Number	Contract	AT	Region	England
% of FP17s for the same patient ID Re-attending within 3 months - Children	103	1,318	7.8%	10.1%	11.5%	11.9%
% of FP17s for the same patient ID Re-attending within 3 months - Adults	534	3,530	15.1%	15.5%	16.8%	16.0%
% of FP17s for the same patient ID Re-attending between 3 & 9 months - Children	479	1,318	36.3%	48.4%	47.7%	58.3%
% of FP17s for the same patient ID Re-attending between 3 & 9 months - Adults	947	3,530	26.8%	38.1%	38.2%	50.3%
% of FP17s for Band 1 Urgent Courses	406	4,720	8.6%	10.1%	10.6%	9.1%
% of FP17s Relating to Free Repair or Replacements	0	4,720	0.0%	0.6%	0.6%	0.8%
% of FP17s Relating to Continuations	62	4,720	1.3%	0.9%	0.8%	1.0%
% of Patients satisfied with the dentistry they have received	3	3	N/A	90.1%	89.3%	91.5%
% of Patients satisfied with the time they had to wait for an appointment	3	3	N/A	86.9%	84.4%	87.9%

* This is based on patients treated on this contract for their most recent course of treatment. Figures in italics indicate the base number of FP17s or Patient Questionnaire responses are less than 100. N/A is shown where the base number of responses is less than 10 during the period. % is calculated as Quantity/Base number*100

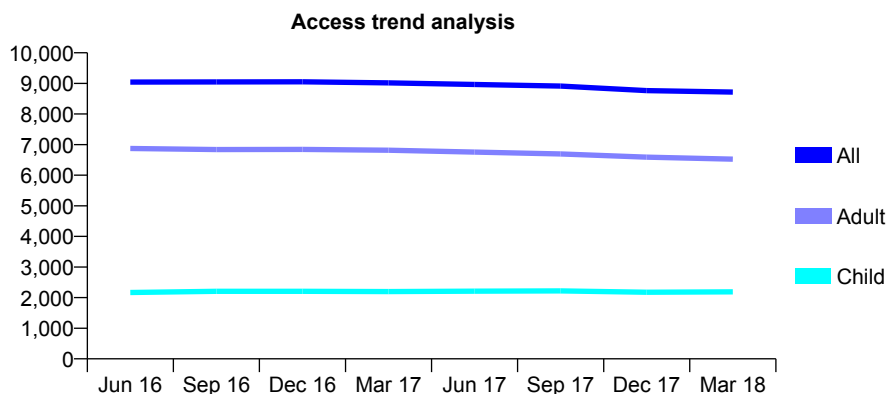
Q63 - Vital Signs At a Glance Contract Report for 117048/0001 - March 2018

Name or company name	Dental Care Centre Ltd
Contract type name	GDS Contract
Purpose of contract	General
Contract start date	01/09/2009
Contract end date	

17/18 Contracted general activity (UDA)	33,034
Carry forward general activity (UDA)	114
17/18 Contracted orthodontic activity (UOA)	0
Carry forward orthodontic activity (UOA)	0
Baseline contract value	£919,993.49

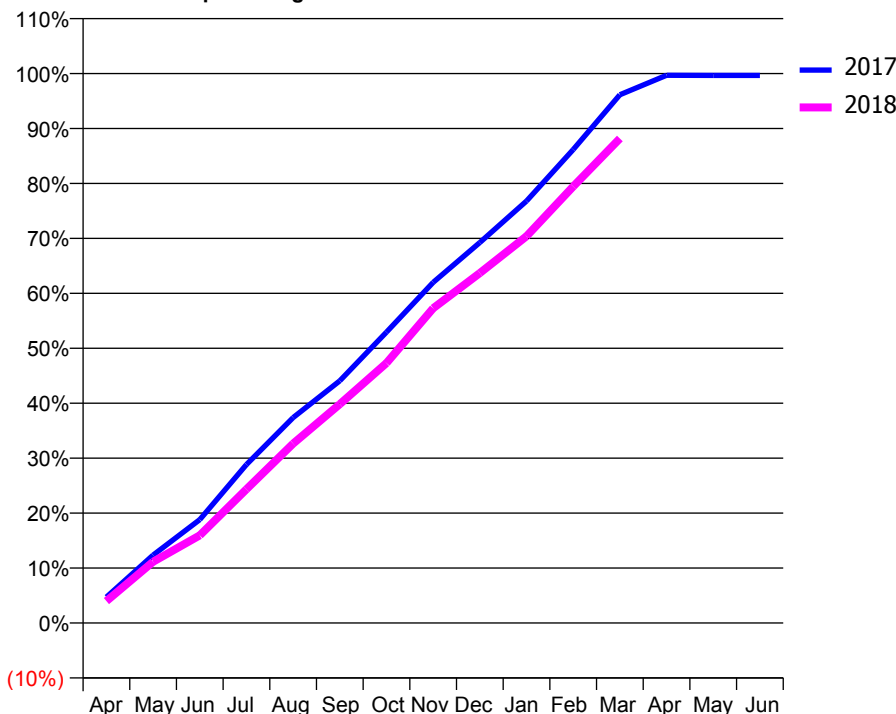
ACCESS*

Patients seen in 24 months	Total	Change since previous quarter
Quarter ending March 2017	9,019	
Quarter ending June 2017	8,966	→
Quarter ending September 2017	8,913	→
Quarter ending December 2017	8,764	↓
Quarter ending March 2018	8,715	→
Variance since March 2017	(3.4%)	↓



ACTIVITY

Cumulative percentage of contracted UDA delivered 2017 & 2018



Month	Adjusted Scheduled Activity (UDA)	
	2017	2018
April	1,561	1,318
May	4,086	3,684
June	6,214	5,267
July	9,525	8,042
August	12,347	10,785
September	14,558	13,159
October	17,489	15,628
November	20,474	18,921
December	22,877	21,040
January	25,369	23,255
February	28,464	26,239
March	31,758	29,130
April	32,931	
May	32,920	
June	32,920	

QUALITY

	Quantity	Base Number	Contract	AT	Region	England
% of FP17s for the same patient ID Re-attending within 3 months - Children	205	3,205	6.4%	10.1%	11.5%	11.9%
% of FP17s for the same patient ID Re-attending within 3 months - Adults	1,266	8,247	15.4%	15.5%	16.8%	16.0%
% of FP17s for the same patient ID Re-attending between 3 & 9 months - Children	2,011	3,205	62.7%	48.4%	47.7%	58.3%
% of FP17s for the same patient ID Re-attending between 3 & 9 months - Adults	3,998	8,247	48.5%	38.1%	38.2%	50.3%
% of FP17s for Band 1 Urgent Courses	1,236	11,055	11.2%	10.1%	10.6%	9.1%
% of FP17s Relating to Free Repair or Replacements	158	11,055	1.4%	0.6%	0.6%	0.8%
% of FP17s Relating to Continuations	25	11,055	0.2%	0.9%	0.8%	1.0%
% of Patients satisfied with the dentistry they have received	3	4	N/A	90.1%	89.3%	91.5%
% of Patients satisfied with the time they had to wait for an appointment	2	4	N/A	86.9%	84.4%	87.9%

* This is based on patients treated on this contract for their most recent course of treatment. Figures in italics indicate the base number of FP17s or Patient Questionnaire responses are less than 100. N/A is shown where the base number of responses is less than 10 during the period. % is calculated as Quantity/Base number*100

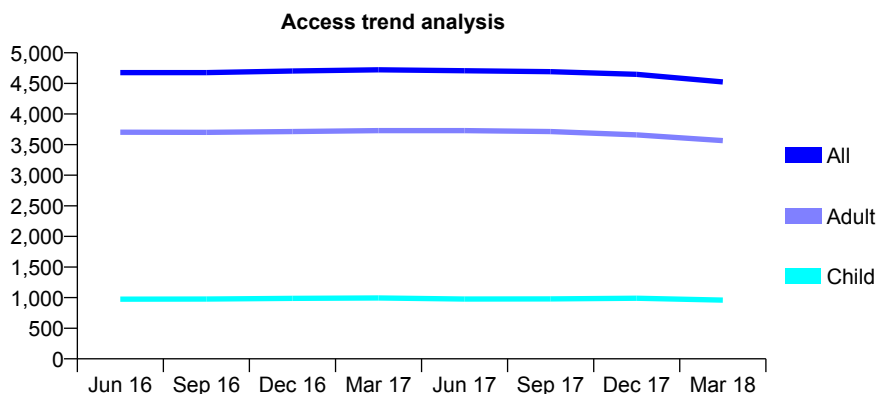
Q63 - Vital Signs At a Glance Contract Report for 117471/0001 - March 2018

Name or company name	Summerstown Dental Centre Limited
Contract type name	Pilot Contract
Purpose of contract	General and Orthodontic
Contract start date	01/06/2010
Contract end date	

17/18 Contracted general activity (UDA)	11,000
Carry forward general activity (UDA)	0
17/18 Contracted orthodontic activity (UOA)	240
Carry forward orthodontic activity (UOA)	0
Baseline contract value	£339,572.22

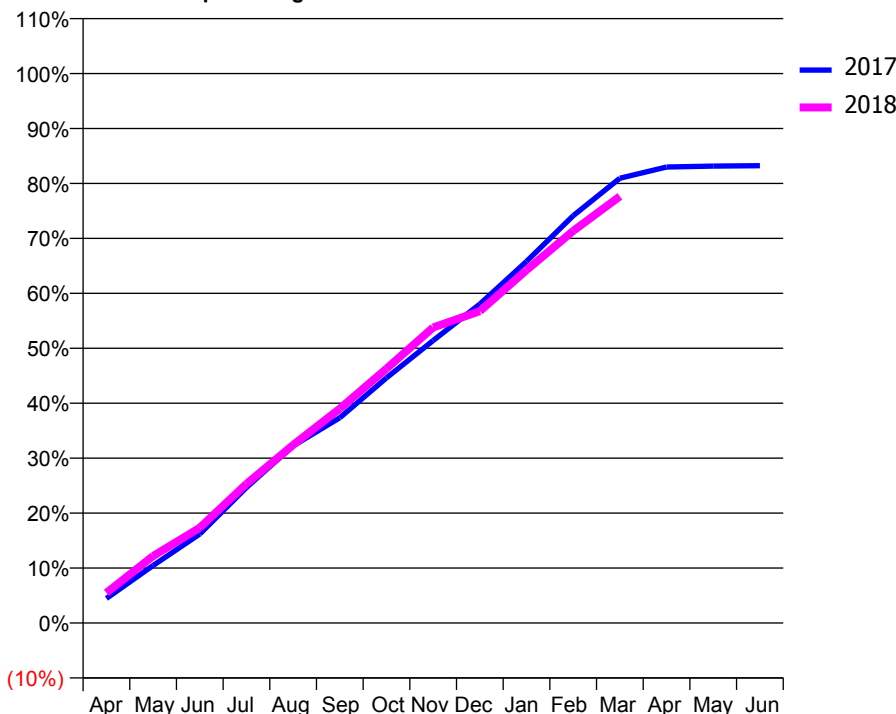
ACCESS*

Patients seen in 24 months	Total	Change since previous quarter
Quarter ending March 2017	4,722	
Quarter ending June 2017	4,707	→
Quarter ending September 2017	4,692	→
Quarter ending December 2017	4,648	→
Quarter ending March 2018	4,525	↓
Variance since March 2017	(4.2%)	↓



ACTIVITY

Cumulative percentage of contracted UDA delivered 2017 & 2018



Month	Adjusted Scheduled Activity (UDA)	
	2017	2018
April	493	605
May	1,151	1,342
June	1,782	1,907
July	2,714	2,784
August	3,547	3,566
September	4,109	4,291
October	4,907	5,092
November	5,655	5,917
December	6,383	6,242
January	7,239	7,066
February	8,153	7,849
March	8,903	8,539
April	9,127	
May	9,146	
June	9,155	

QUALITY

	Quantity	Base Number	Contract	AT	Region	England
% of FP17s for the same patient ID Re-attending within 3 months - Children	95	1,200	7.9%	10.1%	11.5%	11.9%
% of FP17s for the same patient ID Re-attending within 3 months - Adults	505	3,568	14.2%	15.5%	16.8%	16.0%
% of FP17s for the same patient ID Re-attending between 3 & 9 months - Children	526	1,200	43.8%	48.4%	47.7%	58.3%
% of FP17s for the same patient ID Re-attending between 3 & 9 months - Adults	1,056	3,568	29.6%	38.1%	38.2%	50.3%
% of FP17s for Band 1 Urgent Courses	449	3,923	11.4%	10.1%	10.6%	9.1%
% of FP17s Relating to Free Repair or Replacements	6	3,923	0.2%	0.6%	0.6%	0.8%
% of FP17s Relating to Continuations	22	3,923	0.6%	0.9%	0.8%	1.0%
% of Patients satisfied with the dentistry they have received	4	4	N/A	90.1%	89.3%	91.5%
% of Patients satisfied with the time they had to wait for an appointment	4	4	N/A	86.9%	84.4%	87.9%

* This is based on patients treated on this contract for their most recent course of treatment. Figures in italics indicate the base number of FP17s or Patient Questionnaire responses are less than 100. N/A is shown where the base number of responses is less than 10 during the period. % is calculated as Quantity/Base number*100

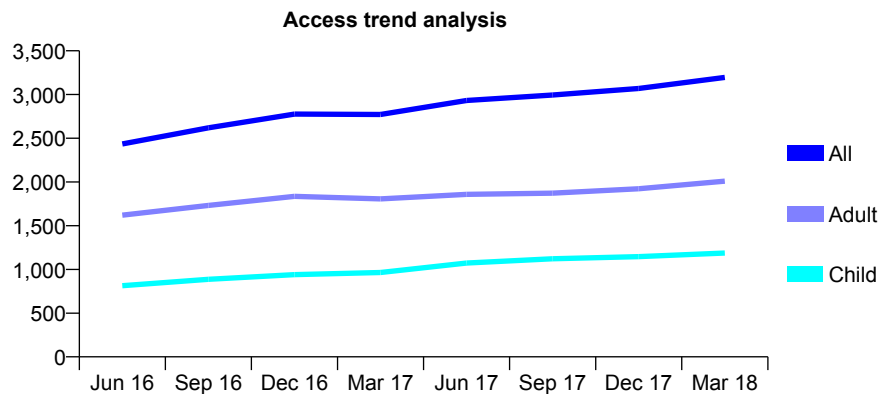
Q63 - Vital Signs At a Glance Contract Report for 117862/0001 - March 2018

Name or company name	Love Teeth Dental Practice
Contract type name	GDS Contract
Purpose of contract	General
Contract start date	01/09/2014
Contract end date	

17/18 Contracted general activity (UDA)	5,979
Carry forward general activity (UDA)	-120
17/18 Contracted orthodontic activity (UOA)	0
Carry forward orthodontic activity (UOA)	0
Baseline contract value	£175,887.39

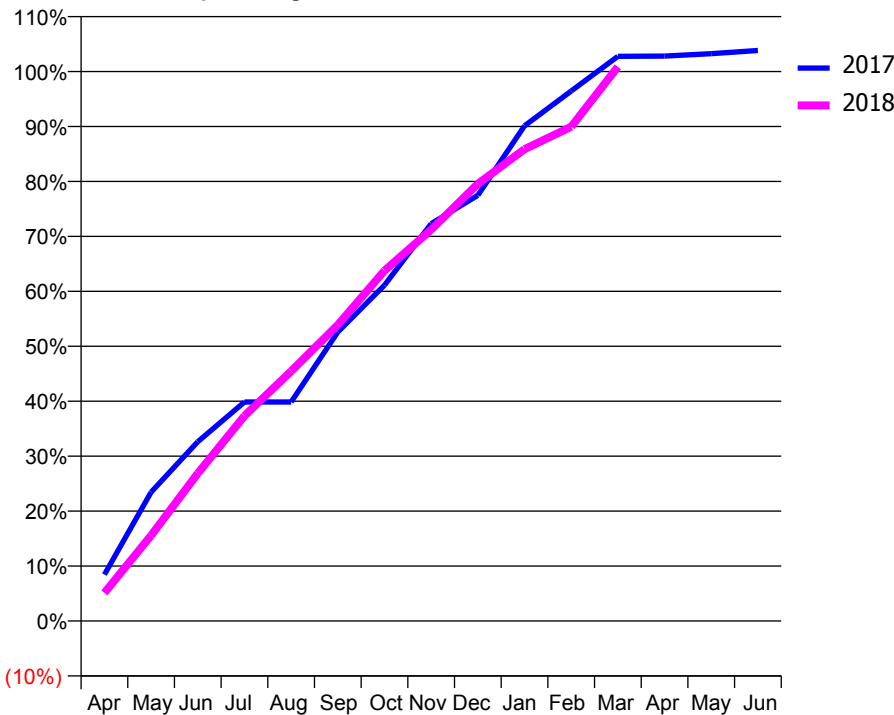
ACCESS*

Patients seen in 24 months	Total	Change since previous quarter
Quarter ending March 2017	2,772	
Quarter ending June 2017	2,932	↑
Quarter ending September 2017	2,994	↑
Quarter ending December 2017	3,069	↑
Quarter ending March 2018	3,196	↑
Variance since March 2017	15.3%	↑



ACTIVITY

Cumulative percentage of contracted UDA delivered 2017 & 2018



Month	Adjusted Scheduled Activity (UDA)	
	2017	2018
April	505	307
May	1,402	931
June	1,951	1,607
July	2,383	2,233
August	2,383	2,718
September	3,145	3,221
October	3,655	3,812
November	4,324	4,258
December	4,632	4,757
January	5,388	5,135
February	5,767	5,377
March	6,144	6,031
April	6,146	
May	6,173	
June	6,208	

QUALITY

	Quantity	Base Number	Contract	AT	Region	England
% of FP17s for the same patient ID Re-attending within 3 months - Children	72	1,235	5.8%	10.1%	11.5%	11.9%
% of FP17s for the same patient ID Re-attending within 3 months - Adults	173	1,687	10.3%	15.5%	16.8%	16.0%
% of FP17s for the same patient ID Re-attending between 3 & 9 months - Children	352	1,235	28.5%	48.4%	47.7%	58.3%
% of FP17s for the same patient ID Re-attending between 3 & 9 months - Adults	286	1,687	17.0%	38.1%	38.2%	50.3%
% of FP17s for Band 1 Urgent Courses	334	2,886	11.6%	10.1%	10.6%	9.1%
% of FP17s Relating to Free Repair or Replacements	3	2,886	0.1%	0.6%	0.6%	0.8%
% of FP17s Relating to Continuations	22	2,886	0.8%	0.9%	0.8%	1.0%
% of Patients satisfied with the dentistry they have received	2	3	N/A	90.1%	89.3%	91.5%
% of Patients satisfied with the time they had to wait for an appointment	2	3	N/A	86.9%	84.4%	87.9%

* This is based on patients treated on this contract for their most recent course of treatment. Figures in italics indicate the base number of FP17s or Patient Questionnaire responses are less than 100. N/A is shown where the base number of responses is less than 10 during the period. % is calculated as Quantity/Base number*100

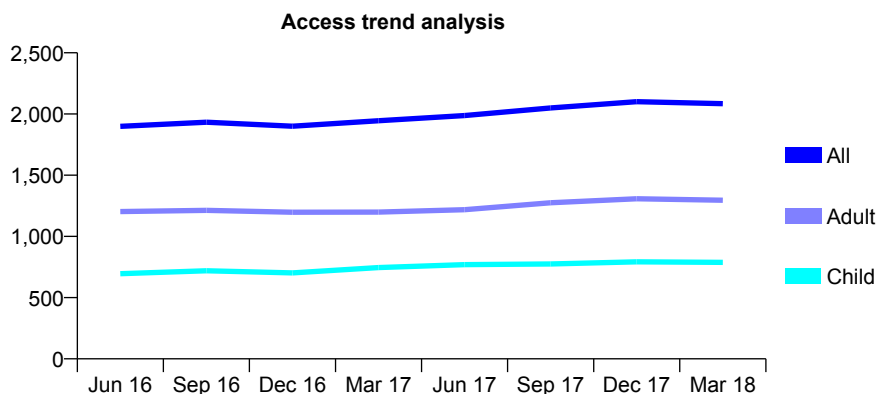
Q63 - Vital Signs At a Glance Contract Report for 118125/0001 - March 2018

Name or company name	S Cowley, R Ingham and J Angelo
Contract type name	GDS Contract
Purpose of contract	General
Contract start date	01/10/2013
Contract end date	

17/18 Contracted general activity (UDA)	6,372
Carry forward general activity (UDA)	0
17/18 Contracted orthodontic activity (UOA)	0
Carry forward orthodontic activity (UOA)	0
Baseline contract value	£239,834.95

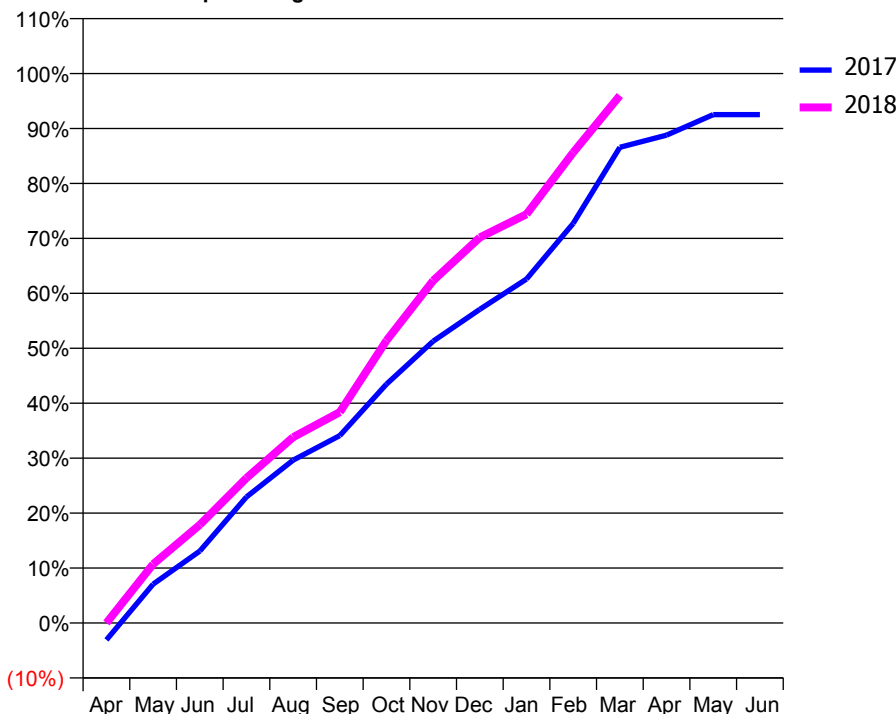
ACCESS*

Patients seen in 24 months	Total	Change since previous quarter
Quarter ending March 2017	1,945	
Quarter ending June 2017	1,988	↑
Quarter ending September 2017	2,050	↑
Quarter ending December 2017	2,101	↑
Quarter ending March 2018	2,084	→
Variance since March 2017	7.1%	↑



ACTIVITY

Cumulative percentage of contracted UDA delivered 2017 & 2018



Month	Adjusted Scheduled Activity (UDA)	
	2017	2018
April	-198	0
May	451	683
June	835	1,140
July	1,462	1,681
August	1,889	2,155
September	2,173	2,445
October	2,770	3,276
November	3,268	3,970
December	3,638	4,471
January	3,989	4,741
February	4,633	5,456
March	5,517	6,117
April	5,657	
May	5,895	
June	5,895	

QUALITY

	Quantity	Base Number	Contract	AT	Region	England
% of FP17s for the same patient ID Re-attending within 3 months - Children	67	940	7.1%	10.1%	11.5%	11.9%
% of FP17s for the same patient ID Re-attending within 3 months - Adults	156	1,327	11.8%	15.5%	16.8%	16.0%
% of FP17s for the same patient ID Re-attending between 3 & 9 months - Children	430	940	45.7%	48.4%	47.7%	58.3%
% of FP17s for the same patient ID Re-attending between 3 & 9 months - Adults	429	1,327	32.3%	38.1%	38.2%	50.3%
% of FP17s for Band 1 Urgent Courses	209	2,170	9.6%	10.1%	10.6%	9.1%
% of FP17s Relating to Free Repair or Replacements	0	2,170	0.0%	0.6%	0.6%	0.8%
% of FP17s Relating to Continuations	35	2,170	1.6%	0.9%	0.8%	1.0%
% of Patients satisfied with the dentistry they have received	0	0	N/A	90.1%	89.3%	91.5%
% of Patients satisfied with the time they had to wait for an appointment	0	0	N/A	86.9%	84.4%	87.9%

* This is based on patients treated on this contract for their most recent course of treatment. Figures in italics indicate the base number of FP17s or Patient Questionnaire responses are less than 100. N/A is shown where the base number of responses is less than 10 during the period. % is calculated as Quantity/Base number*100

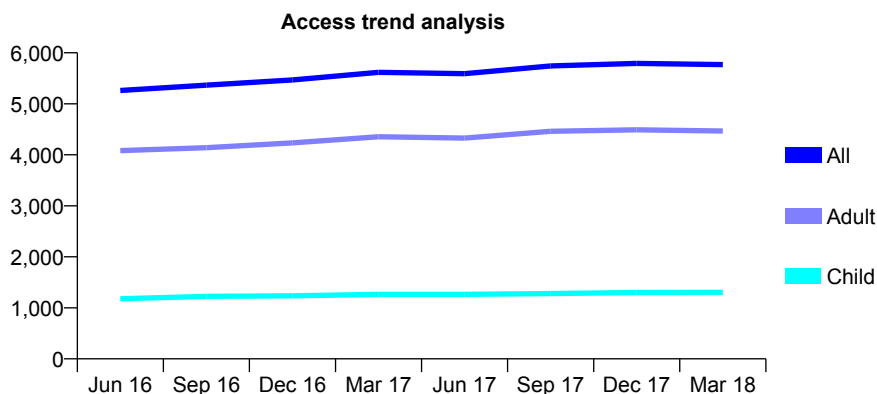
Q63 - Vital Signs At a Glance Contract Report for 118257/0001 - March 2018

Name or company name	Perfect Smile Surgery Ltd.
Contract type name	GDS Contract
Purpose of contract	General
Contract start date	01/07/2007
Contract end date	

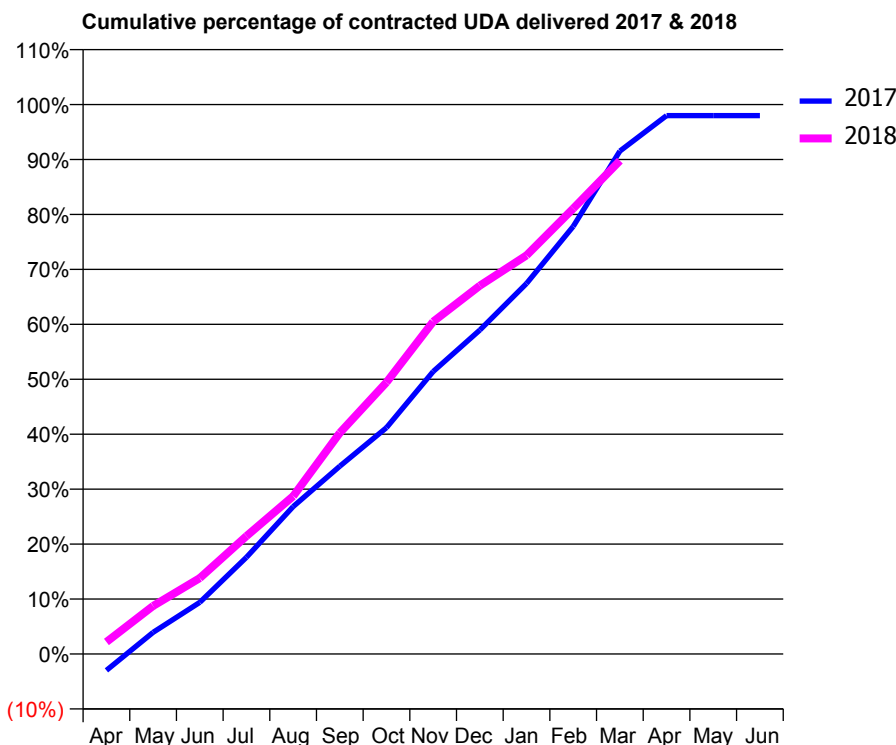
17/18 Contracted general activity (UDA)	16,200
Carry forward general activity (UDA)	329
17/18 Contracted orthodontic activity (UOA)	0
Carry forward orthodontic activity (UOA)	0
Baseline contract value	£443,099.81

ACCESS*

Patients seen in 24 months	Total	Change since previous quarter
Quarter ending March 2017	5,618	
Quarter ending June 2017	5,592	→
Quarter ending September 2017	5,742	↑
Quarter ending December 2017	5,791	→
Quarter ending March 2018	5,768	→
Variance since March 2017	2.7%	↑



ACTIVITY



Month	Adjusted Scheduled Activity (UDA)	
	2017	2018
April	-484	356
May	638	1,418
June	1,524	2,238
July	2,853	3,478
August	4,348	4,654
September	5,539	6,520
October	6,673	8,010
November	8,328	9,798
December	9,551	10,860
January	10,923	11,751
February	12,605	13,133
March	14,827	14,545
April	15,871	
May	15,871	
June	15,871	

QUALITY

	Quantity	Base Number	Contract	AT	Region	England
% of FP17s for the same patient ID Re-attending within 3 months - Children	124	1,529	8.1%	10.1%	11.5%	11.9%
% of FP17s for the same patient ID Re-attending within 3 months - Adults	678	4,318	15.7%	15.5%	16.8%	16.0%
% of FP17s for the same patient ID Re-attending between 3 & 9 months - Children	653	1,529	42.7%	48.4%	47.7%	58.3%
% of FP17s for the same patient ID Re-attending between 3 & 9 months - Adults	1,126	4,318	26.1%	38.1%	38.2%	50.3%
% of FP17s for Band 1 Urgent Courses	1,103	5,520	20.0%	10.1%	10.6%	9.1%
% of FP17s Relating to Free Repair or Replacements	37	5,520	0.7%	0.6%	0.6%	0.8%
% of FP17s Relating to Continuations	39	5,520	0.7%	0.9%	0.8%	1.0%
% of Patients satisfied with the dentistry they have received	3	3	N/A	90.1%	89.3%	91.5%
% of Patients satisfied with the time they had to wait for an appointment	3	3	N/A	86.9%	84.4%	87.9%

* This is based on patients treated on this contract for their most recent course of treatment. Figures in italics indicate the base number of FP17s or Patient Questionnaire responses are less than 100. N/A is shown where the base number of responses is less than 10 during the period. % is calculated as Quantity/Base number*100

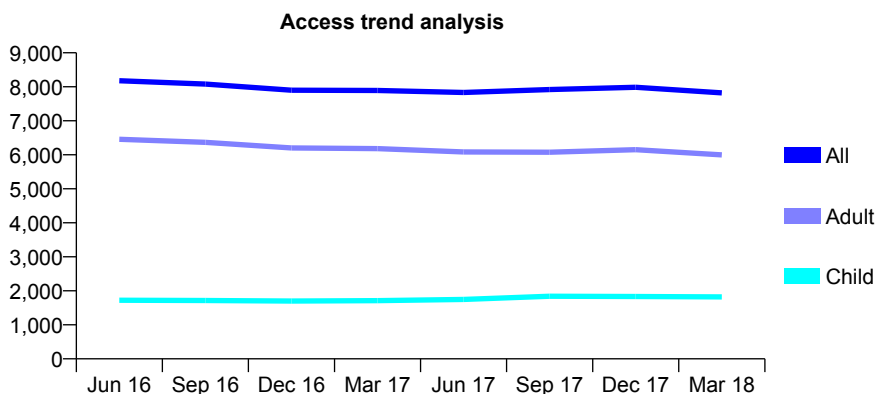
Q63 - Vital Signs At a Glance Contract Report for 118664/0001 - March 2018

Name or company name	Drs P Pakzad & E Harunani
Contract type name	GDS Contract
Purpose of contract	General
Contract start date	01/04/2013
Contract end date	

17/18 Contracted general activity (UDA)	31,225
Carry forward general activity (UDA)	1,591
17/18 Contracted orthodontic activity (UOA)	0
Carry forward orthodontic activity (UOA)	0
Baseline contract value	£777,343.61

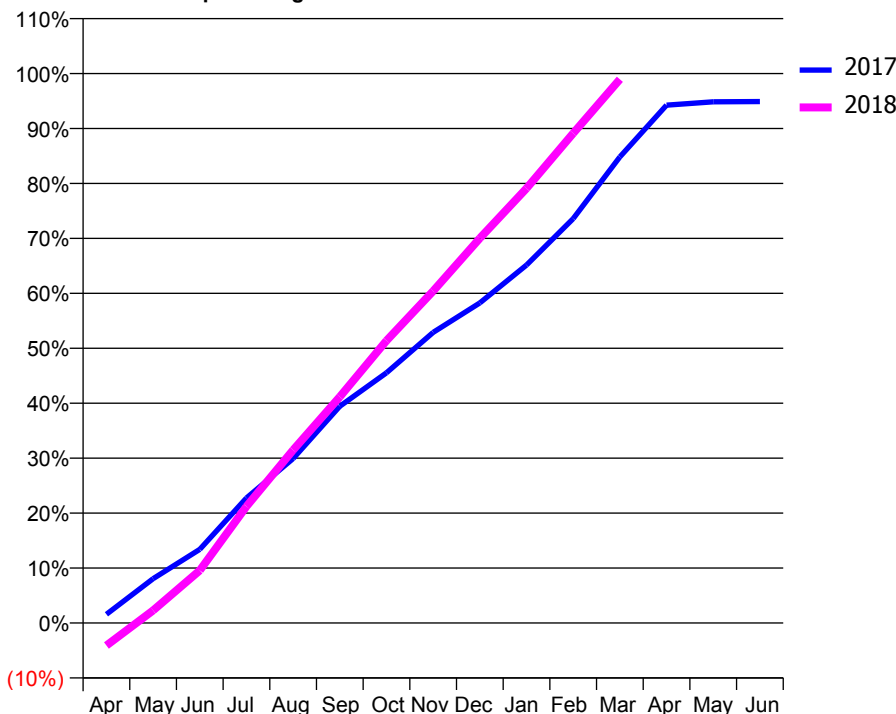
ACCESS*

Patients seen in 24 months	Total	Change since previous quarter
Quarter ending March 2017	7,893	
Quarter ending June 2017	7,832	→
Quarter ending September 2017	7,918	→
Quarter ending December 2017	7,987	→
Quarter ending March 2018	7,821	↓
Variance since March 2017	(0.9%)	→



ACTIVITY

Cumulative percentage of contracted UDA delivered 2017 & 2018



Month	Adjusted Scheduled Activity (UDA)	
	2017	2018
April	499	-1,281
May	2,520	717
June	4,183	2,991
July	7,107	6,630
August	9,348	9,830
September	12,316	12,856
October	14,220	16,047
November	16,517	18,861
December	18,192	21,865
January	20,345	24,702
February	22,980	27,830
March	26,487	30,896
April	29,424	
May	29,616	
June	29,634	

QUALITY

	Quantity	Base Number	Contract	AT	Region	England
% of FP17s for the same patient ID Re-attending within 3 months - Children	93	2,265	4.1%	10.1%	11.5%	11.9%
% of FP17s for the same patient ID Re-attending within 3 months - Adults	938	7,100	13.2%	15.5%	16.8%	16.0%
% of FP17s for the same patient ID Re-attending between 3 & 9 months - Children	1,055	2,265	46.6%	48.4%	47.7%	58.3%
% of FP17s for the same patient ID Re-attending between 3 & 9 months - Adults	2,847	7,100	40.1%	38.1%	38.2%	50.3%
% of FP17s for Band 1 Urgent Courses	834	8,674	9.6%	10.1%	10.6%	9.1%
% of FP17s Relating to Free Repair or Replacements	193	8,674	2.2%	0.6%	0.6%	0.8%
% of FP17s Relating to Continuations	65	8,674	0.7%	0.9%	0.8%	1.0%
% of Patients satisfied with the dentistry they have received	2	3	N/A	90.1%	89.3%	91.5%
% of Patients satisfied with the time they had to wait for an appointment	3	3	N/A	86.9%	84.4%	87.9%

* This is based on patients treated on this contract for their most recent course of treatment. Figures in italics indicate the base number of FP17s or Patient Questionnaire responses are less than 100. N/A is shown where the base number of responses is less than 10 during the period. % is calculated as Quantity/Base number*100

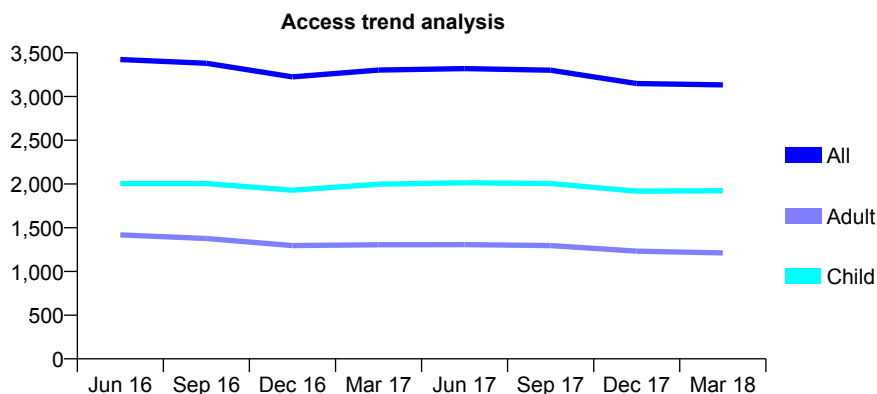
Q63 - Vital Signs At a Glance Contract Report for 118729/0001 - March 2018

Name or company name	Vijay Vithani, Varsha Vithani and Keya Vith
Contract type name	GDS Contract
Purpose of contract	General
Contract start date	01/04/2011
Contract end date	

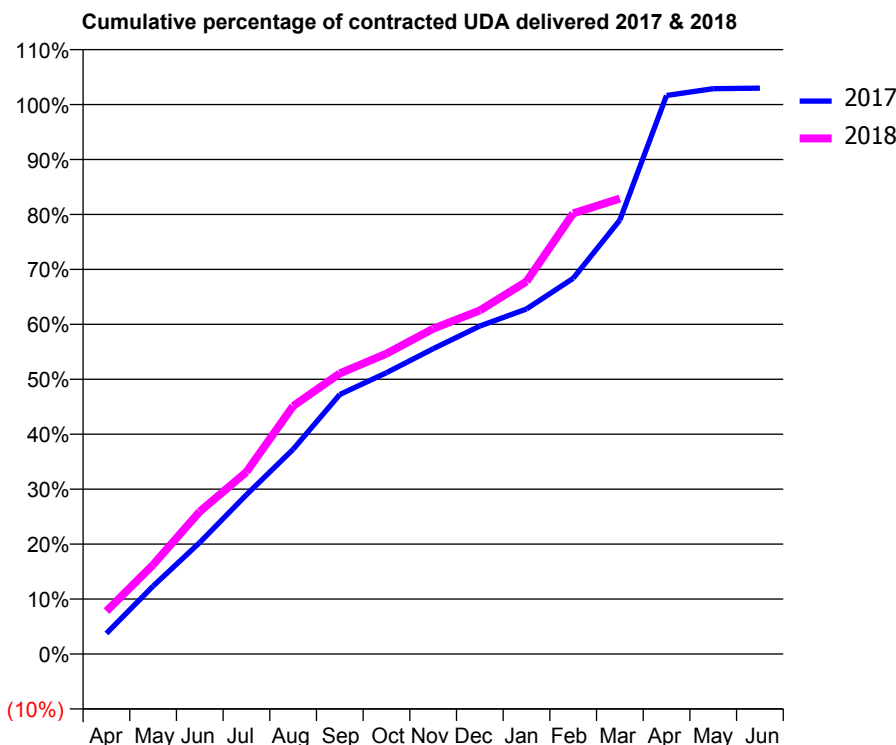
17/18 Contracted general activity (UDA)	7,767
Carry forward general activity (UDA)	-155
17/18 Contracted orthodontic activity (UOA)	0
Carry forward orthodontic activity (UOA)	0
Baseline contract value	£195,276.98

ACCESS*

Patients seen in 24 months	Total	Change since previous quarter
Quarter ending March 2017	3,302	
Quarter ending June 2017	3,320	→
Quarter ending September 2017	3,301	→
Quarter ending December 2017	3,149	↓
Quarter ending March 2018	3,133	→
Variance since March 2017	(5.1%)	↓



ACTIVITY



Month	Adjusted Scheduled Activity (UDA)	
	2017	2018
April	292	605
May	960	1,263
June	1,577	2,015
July	2,251	2,574
August	2,894	3,505
September	3,670	3,967
October	3,976	4,245
November	4,315	4,598
December	4,636	4,856
January	4,877	5,266
February	5,311	6,228
March	6,134	6,438
April	7,895	
May	7,992	
June	7,998	

QUALITY

	Quantity	Base Number	Contract	AT	Region	England
% of FP17s for the same patient ID Re-attending within 3 months - Children	186	3,352	5.5%	10.1%	11.5%	11.9%
% of FP17s for the same patient ID Re-attending within 3 months - Adults	247	1,753	14.1%	15.5%	16.8%	16.0%
% of FP17s for the same patient ID Re-attending between 3 & 9 months - Children	2,114	3,352	63.1%	48.4%	47.7%	58.3%
% of FP17s for the same patient ID Re-attending between 3 & 9 months - Adults	742	1,753	42.3%	38.1%	38.2%	50.3%
% of FP17s for Band 1 Urgent Courses	223	3,861	5.8%	10.1%	10.6%	9.1%
% of FP17s Relating to Free Repair or Replacements	2	3,861	0.1%	0.6%	0.6%	0.8%
% of FP17s Relating to Continuations	4	3,861	0.1%	0.9%	0.8%	1.0%
% of Patients satisfied with the dentistry they have received	0	0	N/A	90.1%	89.3%	91.5%
% of Patients satisfied with the time they had to wait for an appointment	0	0	N/A	86.9%	84.4%	87.9%

* This is based on patients treated on this contract for their most recent course of treatment. Figures in italics indicate the base number of FP17s or Patient Questionnaire responses are less than 100. N/A is shown where the base number of responses is less than 10 during the period. % is calculated as Quantity/Base number*100

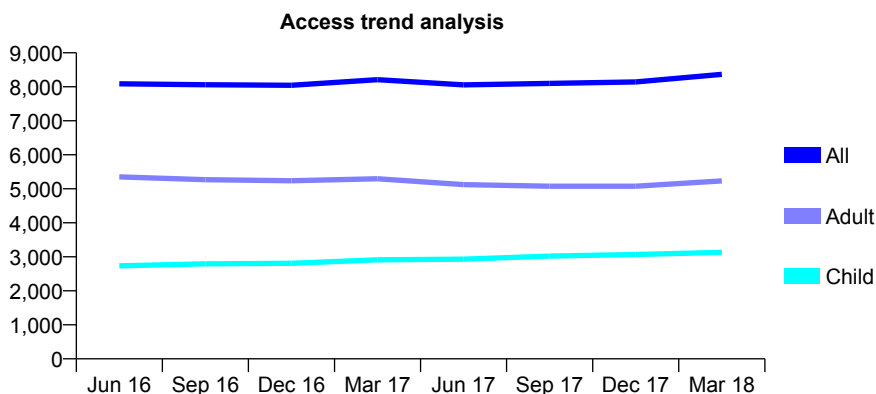
Q63 - Vital Signs At a Glance Contract Report for 118826/0001 - March 2018

Name or company name	Mr R Siddique & Mr I Khaliq
Contract type name	GDS Contract
Purpose of contract	General
Contract start date	01/04/2013
Contract end date	

17/18 Contracted general activity (UDA)	22,354
Carry forward general activity (UDA)	-235
17/18 Contracted orthodontic activity (UOA)	0
Carry forward orthodontic activity (UOA)	0
Baseline contract value	£572,546.47

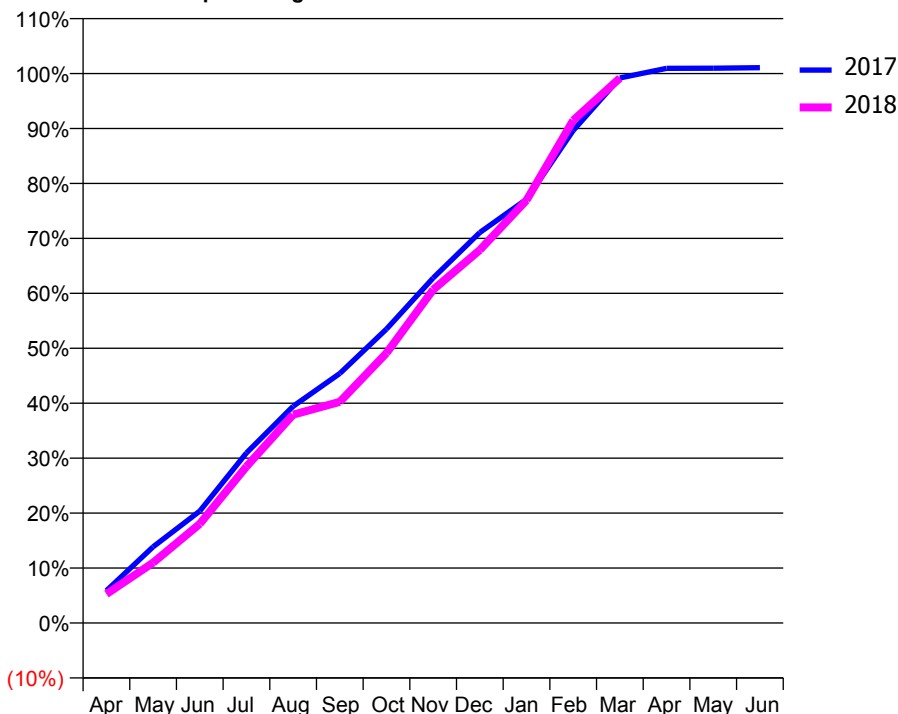
ACCESS*

Patients seen in 24 months	Total	Change since previous quarter
Quarter ending March 2017	8,208	
Quarter ending June 2017	8,057	↓
Quarter ending September 2017	8,101	→
Quarter ending December 2017	8,145	→
Quarter ending March 2018	8,365	↑
Variance since March 2017	1.9%	→



ACTIVITY

Cumulative percentage of contracted UDA delivered 2017 & 2018



Month	Adjusted Scheduled Activity (UDA)	
	2017	2018
April	1,314	1,178
May	3,098	2,454
June	4,555	4,035
July	6,920	6,367
August	8,819	8,477
September	10,150	8,997
October	11,961	10,981
November	14,034	13,556
December	15,887	15,174
January	17,235	17,199
February	20,034	20,449
March	22,171	22,170
April	22,565	
May	22,569	
June	22,589	

QUALITY

	Quantity	Base Number	Contract	AT	Region	England
% of FP17s for the same patient ID Re-attending within 3 months - Children	199	4,125	4.8%	10.1%	11.5%	11.9%
% of FP17s for the same patient ID Re-attending within 3 months - Adults	368	5,176	7.1%	15.5%	16.8%	16.0%
% of FP17s for the same patient ID Re-attending between 3 & 9 months - Children	2,187	4,125	53.0%	48.4%	47.7%	58.3%
% of FP17s for the same patient ID Re-attending between 3 & 9 months - Adults	2,164	5,176	41.8%	38.1%	38.2%	50.3%
% of FP17s for Band 1 Urgent Courses	571	9,135	6.3%	10.1%	10.6%	9.1%
% of FP17s Relating to Free Repair or Replacements	14	9,135	0.2%	0.6%	0.6%	0.8%
% of FP17s Relating to Continuations	13	9,135	0.1%	0.9%	0.8%	1.0%
% of Patients satisfied with the dentistry they have received	1	1	N/A	90.1%	89.3%	91.5%
% of Patients satisfied with the time they had to wait for an appointment	1	1	N/A	86.9%	84.4%	87.9%

* This is based on patients treated on this contract for their most recent course of treatment. Figures in italics indicate the base number of FP17s or Patient Questionnaire responses are less than 100. N/A is shown where the base number of responses is less than 10 during the period. % is calculated as Quantity/Base number*100

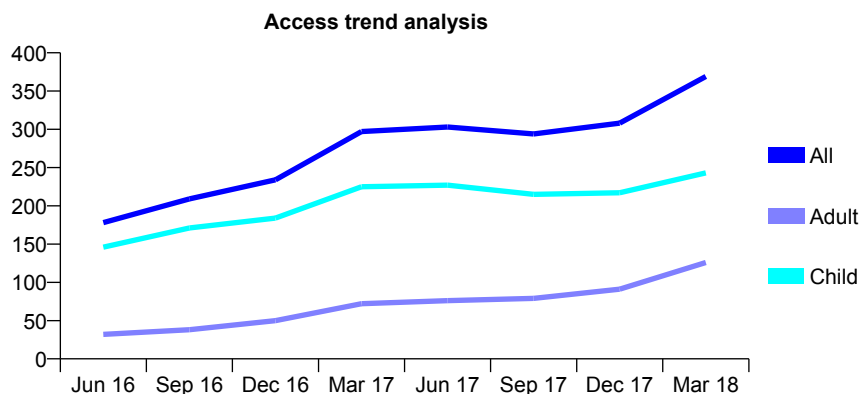
Q63 - Vital Signs At a Glance Contract Report for 119385/0001 - March 2018

Name or company name	Stock Hill Dental Care Partnership
Contract type name	GDS Contract
Purpose of contract	General
Contract start date	01/05/2015
Contract end date	

17/18 Contracted general activity (UDA)	731
Carry forward general activity (UDA)	0
17/18 Contracted orthodontic activity (UOA)	0
Carry forward orthodontic activity (UOA)	0
Baseline contract value	£16,235.62

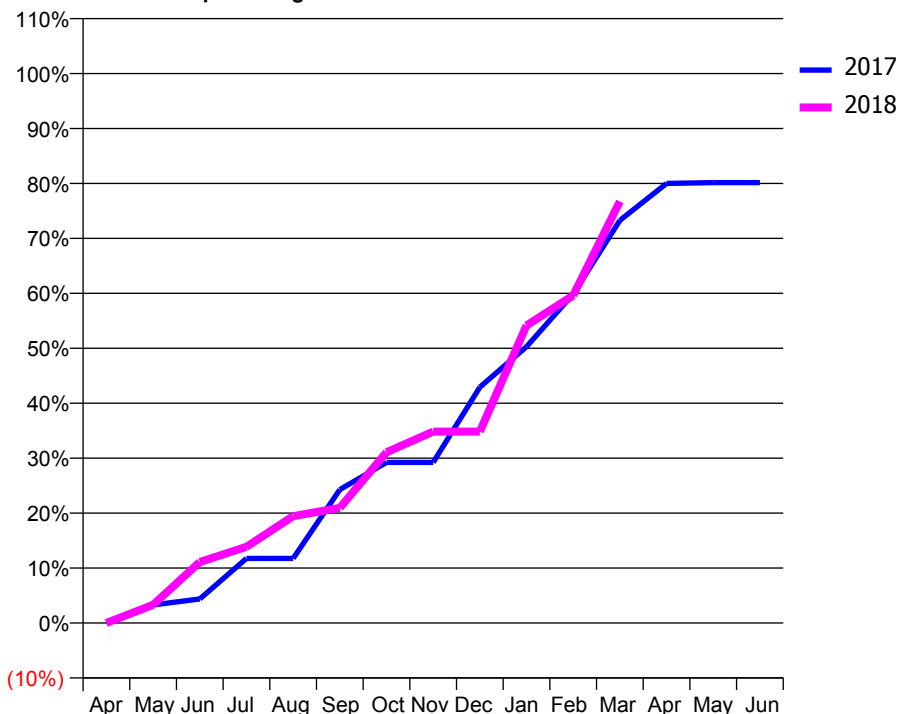
ACCESS*

Patients seen in 24 months	Total	Change since previous quarter
Quarter ending March 2017	297	
Quarter ending June 2017	303	↑
Quarter ending September 2017	294	↓
Quarter ending December 2017	308	↑
Quarter ending March 2018	369	↑
Variance since March 2017	24.2%	↑



ACTIVITY

Cumulative percentage of contracted UDA delivered 2017 & 2018



Month	Adjusted Scheduled Activity (UDA)	
	2017	2018
April	0	0
May	24	24
June	32	81
July	86	101
August	86	142
September	177	153
October	214	227
November	214	255
December	314	255
January	368	396
February	438	436
March	536	561
April	585	
May	586	
June	586	

QUALITY

	Quantity	Base Number	Contract	AT	Region	England
% of FP17s for the same patient ID Re-attending within 3 months - Children	17	259	6.6%	10.1%	11.5%	11.9%
% of FP17s for the same patient ID Re-attending within 3 months - Adults	9	96	9.4%	15.5%	16.8%	16.0%
% of FP17s for the same patient ID Re-attending between 3 & 9 months - Children	83	259	32.0%	48.4%	47.7%	58.3%
% of FP17s for the same patient ID Re-attending between 3 & 9 months - Adults	16	96	16.7%	38.1%	38.2%	50.3%
% of FP17s for Band 1 Urgent Courses	32	327	9.8%	10.1%	10.6%	9.1%
% of FP17s Relating to Free Repair or Replacements	0	327	0.0%	0.6%	0.6%	0.8%
% of FP17s Relating to Continuations	4	327	1.2%	0.9%	0.8%	1.0%
% of Patients satisfied with the dentistry they have received	0	0	N/A	90.1%	89.3%	91.5%
% of Patients satisfied with the time they had to wait for an appointment	0	0	N/A	86.9%	84.4%	87.9%

* This is based on patients treated on this contract for their most recent course of treatment. Figures in italics indicate the base number of FP17s or Patient Questionnaire responses are less than 100. N/A is shown where the base number of responses is less than 10 during the period. % is calculated as Quantity/Base number*100

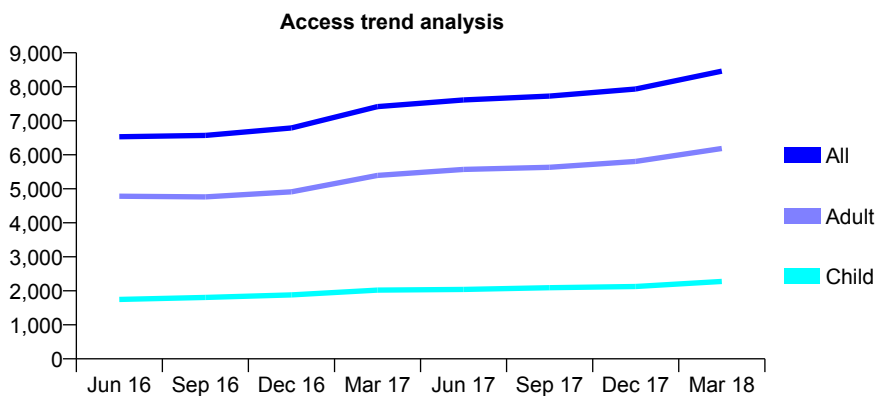
Q63 - Vital Signs At a Glance Contract Report for 119644/0001 - March 2018

Name or company name	Perfect Smile Associates Limited
Contract type name	GDS Contract
Purpose of contract	General and Orthodontic
Contract start date	17/05/2011
Contract end date	

17/18 Contracted general activity (UDA)	15,740
Carry forward general activity (UDA)	482
17/18 Contracted orthodontic activity (UOA)	4,000
Carry forward orthodontic activity (UOA)	32
Baseline contract value	£737,400.94

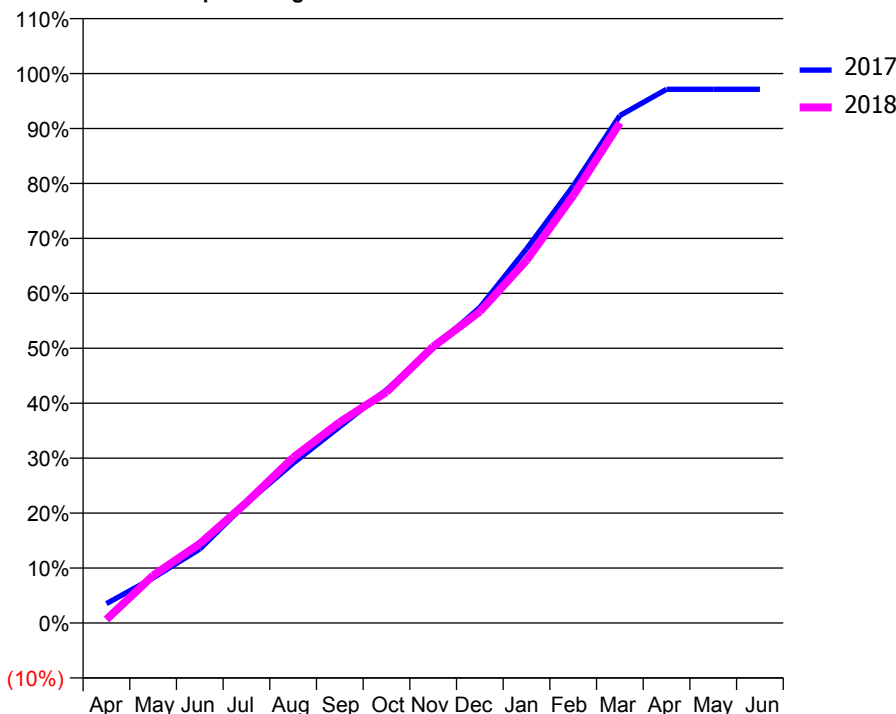
ACCESS*

Patients seen in 24 months	Total	Change since previous quarter
Quarter ending March 2017	7,416	
Quarter ending June 2017	7,612	↑
Quarter ending September 2017	7,727	→
Quarter ending December 2017	7,934	↑
Quarter ending March 2018	8,461	↑
Variance since March 2017	14.1%	↑



ACTIVITY

Cumulative percentage of contracted UDA delivered 2017 & 2018



Month	Adjusted Scheduled Activity (UDA)	
	2017	2018
April	593	100
May	1,377	1,361
June	2,253	2,269
July	3,654	3,453
August	4,867	4,737
September	5,981	5,756
October	7,104	6,619
November	8,371	7,916
December	9,615	8,920
January	11,396	10,386
February	13,316	12,245
March	15,459	14,324
April	16,259	
May	16,258	
June	16,258	

QUALITY

	Quantity	Base Number	Contract	AT	Region	England
% of FP17s for the same patient ID Re-attending within 3 months - Children	347	3,108	11.2%	10.1%	11.5%	11.9%
% of FP17s for the same patient ID Re-attending within 3 months - Adults	666	5,735	11.6%	15.5%	16.8%	16.0%
% of FP17s for the same patient ID Re-attending between 3 & 9 months - Children	1,322	3,108	42.5%	48.4%	47.7%	58.3%
% of FP17s for the same patient ID Re-attending between 3 & 9 months - Adults	1,742	5,735	30.4%	38.1%	38.2%	50.3%
% of FP17s for Band 1 Urgent Courses	901	7,926	11.4%	10.1%	10.6%	9.1%
% of FP17s Relating to Free Repair or Replacements	26	7,926	0.3%	0.6%	0.6%	0.8%
% of FP17s Relating to Continuations	89	7,926	1.1%	0.9%	0.8%	1.0%
% of Patients satisfied with the dentistry they have received	2	3	N/A	90.1%	89.3%	91.5%
% of Patients satisfied with the time they had to wait for an appointment	2	3	N/A	86.9%	84.4%	87.9%

* This is based on patients treated on this contract for their most recent course of treatment. Figures in italics indicate the base number of FP17s or Patient Questionnaire responses are less than 100. N/A is shown where the base number of responses is less than 10 during the period. % is calculated as Quantity/Base number*100

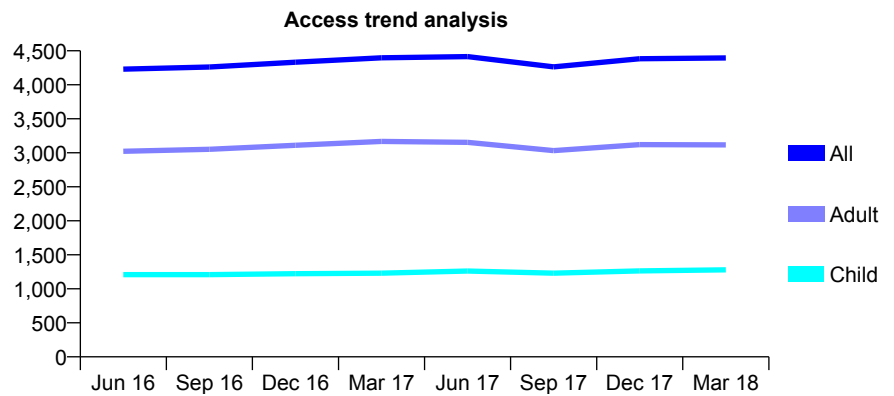
Q63 - Vital Signs At a Glance Contract Report for 119644/0002 - March 2018

Name or company name	Perfect Smile Associates Limited
Contract type name	GDS Contract
Purpose of contract	General
Contract start date	17/05/2011
Contract end date	

17/18 Contracted general activity (UDA)	9,100
Carry forward general activity (UDA)	285
17/18 Contracted orthodontic activity (UOA)	0
Carry forward orthodontic activity (UOA)	0
Baseline contract value	£243,407.14

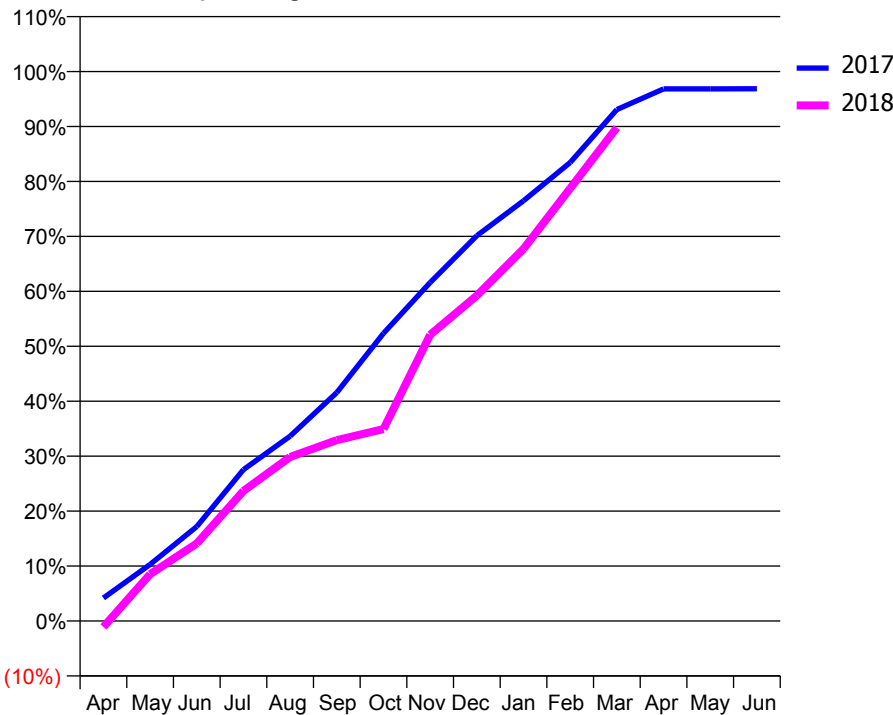
ACCESS*

Patients seen in 24 months	Total	Change since previous quarter
Quarter ending March 2017	4,398	
Quarter ending June 2017	4,415	→
Quarter ending September 2017	4,263	↓
Quarter ending December 2017	4,383	↑
Quarter ending March 2018	4,396	→
Variance since March 2017	(0.0%)	→



ACTIVITY

Cumulative percentage of contracted UDA delivered 2017 & 2018



Month	Adjusted Scheduled Activity (UDA)	
	2017	2018
April	380	-101
May	937	776
June	1,564	1,284
July	2,507	2,154
August	3,061	2,718
September	3,784	2,996
October	4,765	3,179
November	5,605	4,741
December	6,381	5,388
January	6,960	6,163
February	7,592	7,164
March	8,471	8,171
April	8,813	
May	8,813	
June	8,815	

QUALITY

	Quantity	Base Number	Contract	AT	Region	England
% of FP17s for the same patient ID Re-attending within 3 months - Children	130	1,567	8.3%	10.1%	11.5%	11.9%
% of FP17s for the same patient ID Re-attending within 3 months - Adults	427	2,977	14.3%	15.5%	16.8%	16.0%
% of FP17s for the same patient ID Re-attending between 3 & 9 months - Children	693	1,567	44.2%	48.4%	47.7%	58.3%
% of FP17s for the same patient ID Re-attending between 3 & 9 months - Adults	868	2,977	29.2%	38.1%	38.2%	50.3%
% of FP17s for Band 1 Urgent Courses	415	4,354	9.5%	10.1%	10.6%	9.1%
% of FP17s Relating to Free Repair or Replacements	11	4,354	0.3%	0.6%	0.6%	0.8%
% of FP17s Relating to Continuations	128	4,354	2.9%	0.9%	0.8%	1.0%
% of Patients satisfied with the dentistry they have received	0	0	N/A	90.1%	89.3%	91.5%
% of Patients satisfied with the time they had to wait for an appointment	0	0	N/A	86.9%	84.4%	87.9%

* This is based on patients treated on this contract for their most recent course of treatment. Figures in italics indicate the base number of FP17s or Patient Questionnaire responses are less than 100. N/A is shown where the base number of responses is less than 10 during the period. % is calculated as Quantity/Base number*100

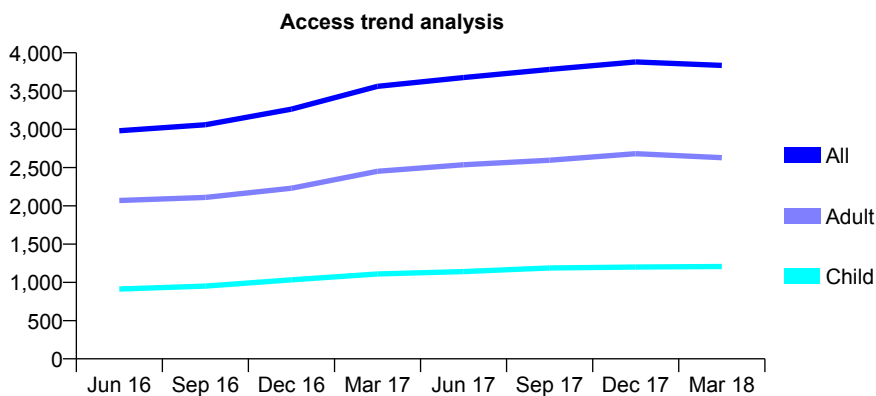
Q63 - Vital Signs At a Glance Contract Report for 119954/0001 - March 2018

Name or company name	Smile Impressions Ltd
Contract type name	GDS Contract
Purpose of contract	General
Contract start date	01/06/2008
Contract end date	

17/18 Contracted general activity (UDA)	8,579
Carry forward general activity (UDA)	1
17/18 Contracted orthodontic activity (UOA)	0
Carry forward orthodontic activity (UOA)	0
Baseline contract value	£227,595.94

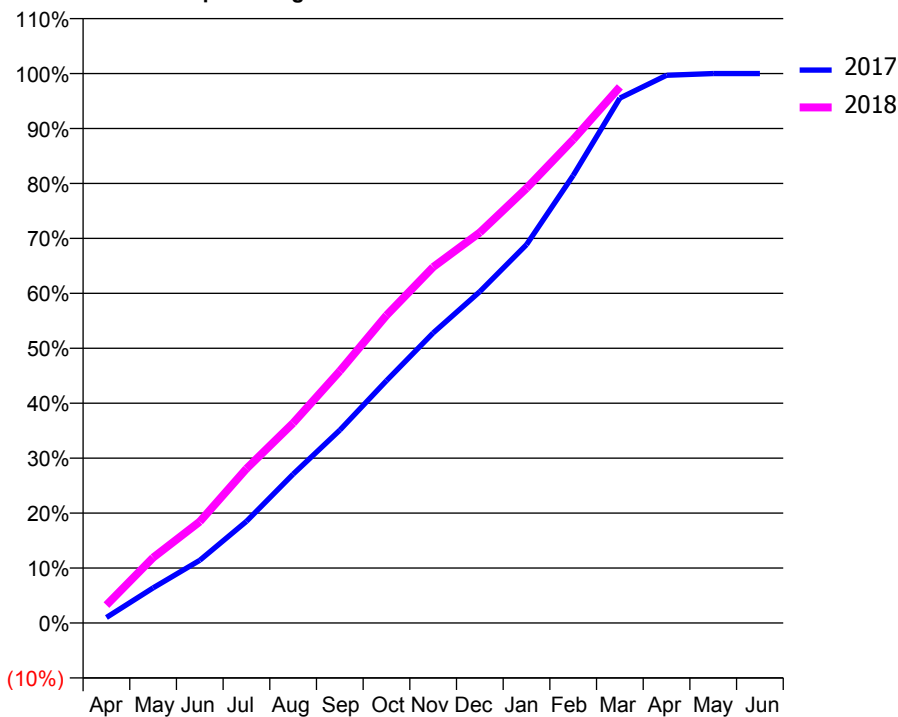
ACCESS*

Patients seen in 24 months	Total	Change since previous quarter
Quarter ending March 2017	3,562	
Quarter ending June 2017	3,677	↑
Quarter ending September 2017	3,783	↑
Quarter ending December 2017	3,881	↑
Quarter ending March 2018	3,836	↓
Variance since March 2017	7.7%	↑



ACTIVITY

Cumulative percentage of contracted UDA delivered 2017 & 2018



Month	Adjusted Scheduled Activity (UDA)	
	2017	2018
April	87	280
May	550	1,022
June	980	1,583
July	1,586	2,409
August	2,324	3,121
September	3,012	3,934
October	3,783	4,804
November	4,530	5,557
December	5,175	6,097
January	5,907	6,788
February	6,989	7,548
March	8,195	8,370
April	8,551	
May	8,579	
June	8,578	

QUALITY

	Quantity	Base Number	Contract	AT	Region	England
% of FP17s for the same patient ID Re-attending within 3 months - Children	135	1,775	7.6%	10.1%	11.5%	11.9%
% of FP17s for the same patient ID Re-attending within 3 months - Adults	371	3,176	11.7%	15.5%	16.8%	16.0%
% of FP17s for the same patient ID Re-attending between 3 & 9 months - Children	1,112	1,775	62.6%	48.4%	47.7%	58.3%
% of FP17s for the same patient ID Re-attending between 3 & 9 months - Adults	1,579	3,176	49.7%	38.1%	38.2%	50.3%
% of FP17s for Band 1 Urgent Courses	391	4,766	8.2%	10.1%	10.6%	9.1%
% of FP17s Relating to Free Repair or Replacements	28	4,766	0.6%	0.6%	0.6%	0.8%
% of FP17s Relating to Continuations	8	4,766	0.2%	0.9%	0.8%	1.0%
% of Patients satisfied with the dentistry they have received	4	4	N/A	90.1%	89.3%	91.5%
% of Patients satisfied with the time they had to wait for an appointment	4	4	N/A	86.9%	84.4%	87.9%

* This is based on patients treated on this contract for their most recent course of treatment. Figures in italics indicate the base number of FP17s or Patient Questionnaire responses are less than 100. N/A is shown where the base number of responses is less than 10 during the period. % is calculated as Quantity/Base number*100

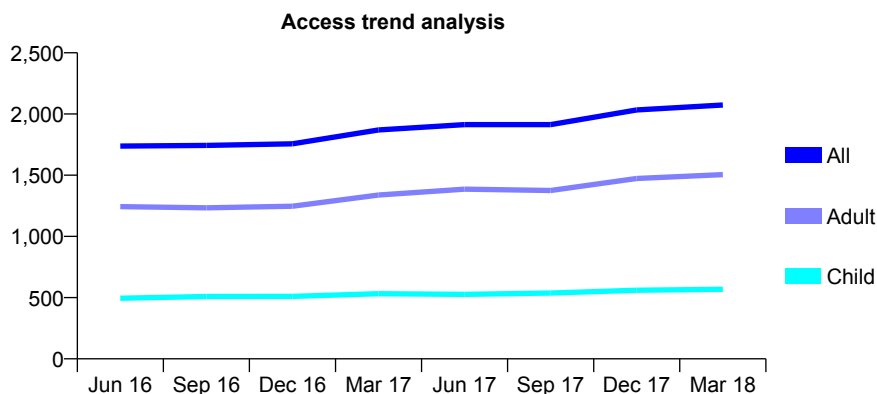
Q63 - Vital Signs At a Glance Contract Report for 120251/0001 - March 2018

Name or company name	W. M. Rosten Ltd
Contract type name	GDS Contract
Purpose of contract	General
Contract start date	01/04/2008
Contract end date	

17/18 Contracted general activity (UDA)	5,000
Carry forward general activity (UDA)	-100
17/18 Contracted orthodontic activity (UOA)	0
Carry forward orthodontic activity (UOA)	0
Baseline contract value	£128,309.35

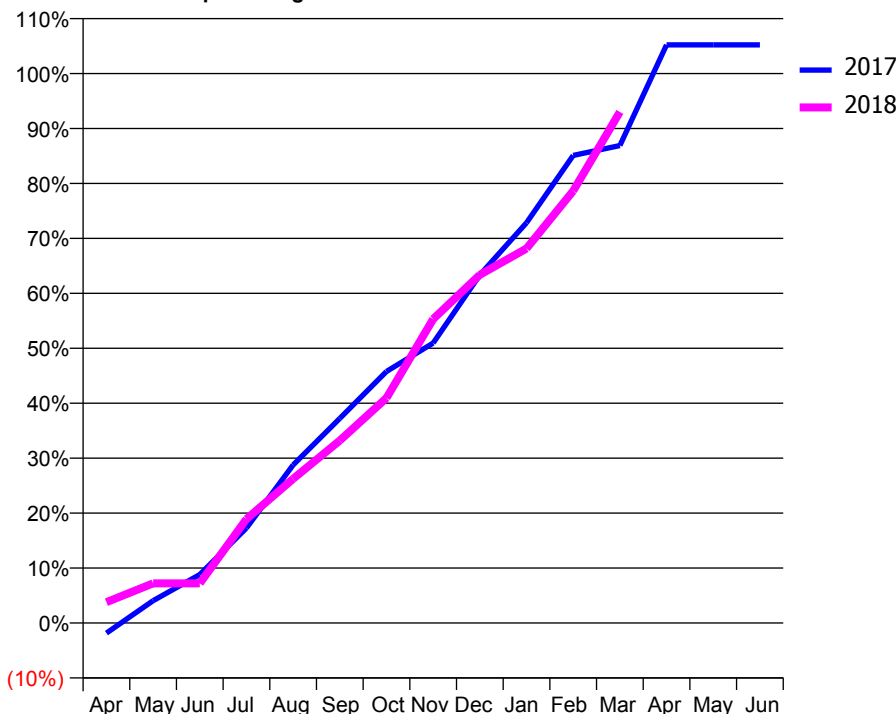
ACCESS*

Patients seen in 24 months	Total	Change since previous quarter
Quarter ending March 2017	1,870	
Quarter ending June 2017	1,913	↑
Quarter ending September 2017	1,913	→
Quarter ending December 2017	2,033	↑
Quarter ending March 2018	2,073	→
Variance since March 2017	10.9%	↑



ACTIVITY

Cumulative percentage of contracted UDA delivered 2017 & 2018



Month	Adjusted Scheduled Activity (UDA)	
	2017	2018
April	-93	190
May	203	360
June	441	360
July	864	946
August	1,439	1,312
September	1,862	1,661
October	2,289	2,048
November	2,547	2,766
December	3,167	3,168
January	3,642	3,408
February	4,254	3,932
March	4,345	4,650
April	5,261	
May	5,261	
June	5,261	

QUALITY

	Quantity	Base Number	Contract	AT	Region	England
% of FP17s for the same patient ID Re-attending within 3 months - Children	48	698	6.9%	10.1%	11.5%	11.9%
% of FP17s for the same patient ID Re-attending within 3 months - Adults	317	1,846	17.2%	15.5%	16.8%	16.0%
% of FP17s for the same patient ID Re-attending between 3 & 9 months - Children	345	698	49.4%	48.4%	47.7%	58.3%
% of FP17s for the same patient ID Re-attending between 3 & 9 months - Adults	654	1,846	35.4%	38.1%	38.2%	50.3%
% of FP17s for Band 1 Urgent Courses	241	1,716	14.0%	10.1%	10.6%	9.1%
% of FP17s Relating to Free Repair or Replacements	0	1,716	0.0%	0.6%	0.6%	0.8%
% of FP17s Relating to Continuations	12	1,716	0.7%	0.9%	0.8%	1.0%
% of Patients satisfied with the dentistry they have received	0	0	N/A	90.1%	89.3%	91.5%
% of Patients satisfied with the time they had to wait for an appointment	0	0	N/A	86.9%	84.4%	87.9%

* This is based on patients treated on this contract for their most recent course of treatment. Figures in italics indicate the base number of FP17s or Patient Questionnaire responses are less than 100. N/A is shown where the base number of responses is less than 10 during the period. % is calculated as Quantity/Base number*100

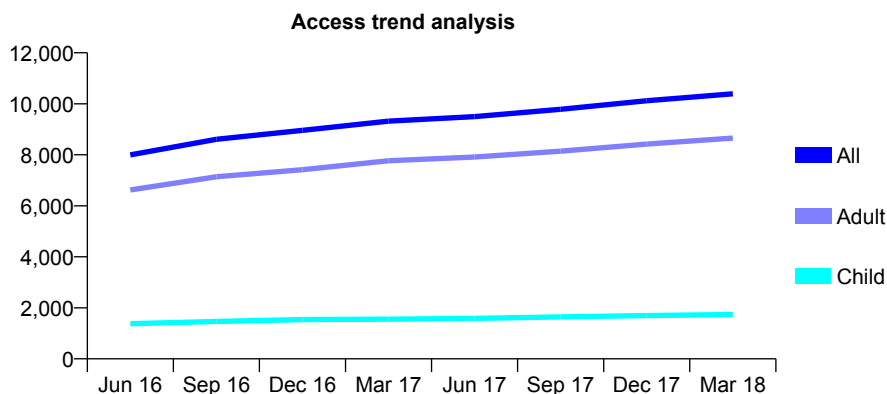
Q63 - Vital Signs At a Glance Contract Report for 120375/0001 - March 2018

Name or company name	New Cross Dental Practice
Contract type name	GDS Contract
Purpose of contract	General
Contract start date	01/09/2014
Contract end date	

17/18 Contracted general activity (UDA)	35,350
Carry forward general activity (UDA)	661
17/18 Contracted orthodontic activity (UOA)	0
Carry forward orthodontic activity (UOA)	0
Baseline contract value	£1,023,790.35

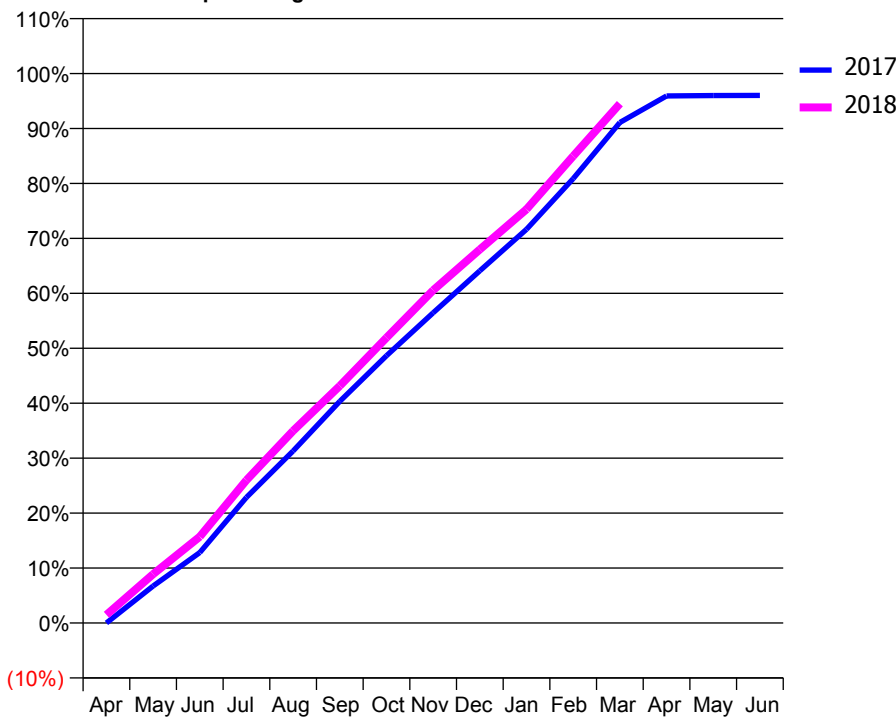
ACCESS*

Patients seen in 24 months	Total	Change since previous quarter
Quarter ending March 2017	9,319	
Quarter ending June 2017	9,499	→
Quarter ending September 2017	9,788	↑
Quarter ending December 2017	10,118	↑
Quarter ending March 2018	10,392	↑
Variance since March 2017	11.5%	↑



ACTIVITY

Cumulative percentage of contracted UDA delivered 2017 & 2018



Month	Adjusted Scheduled Activity (UDA)	
	2017	2018
April	3	530
May	2,381	3,141
June	4,535	5,558
July	8,082	9,191
August	11,074	12,367
September	14,263	15,253
October	17,195	18,351
November	19,955	21,407
December	22,658	24,032
January	25,326	26,612
February	28,590	30,041
March	32,199	33,412
April	33,902	
May	33,936	
June	33,943	

QUALITY

	Quantity	Base Number	Contract	AT	Region	England
% of FP17s for the same patient ID Re-attending within 3 months - Children	187	2,239	8.4%	10.1%	11.5%	11.9%
% of FP17s for the same patient ID Re-attending within 3 months - Adults	1,240	9,779	12.7%	15.5%	16.8%	16.0%
% of FP17s for the same patient ID Re-attending between 3 & 9 months - Children	1,040	2,239	46.4%	48.4%	47.7%	58.3%
% of FP17s for the same patient ID Re-attending between 3 & 9 months - Adults	3,627	9,779	37.1%	38.1%	38.2%	50.3%
% of FP17s for Band 1 Urgent Courses	1,022	11,524	8.9%	10.1%	10.6%	9.1%
% of FP17s Relating to Free Repair or Replacements	100	11,524	0.9%	0.6%	0.6%	0.8%
% of FP17s Relating to Continuations	86	11,524	0.7%	0.9%	0.8%	1.0%
% of Patients satisfied with the dentistry they have received	3	3	N/A	90.1%	89.3%	91.5%
% of Patients satisfied with the time they had to wait for an appointment	3	3	N/A	86.9%	84.4%	87.9%

* This is based on patients treated on this contract for their most recent course of treatment. Figures in italics indicate the base number of FP17s or Patient Questionnaire responses are less than 100. N/A is shown where the base number of responses is less than 10 during the period. % is calculated as Quantity/Base number*100

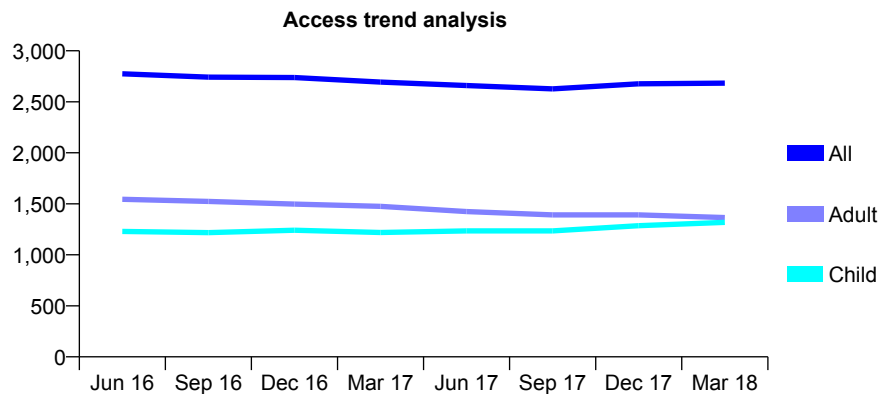
Q63 - Vital Signs At a Glance Contract Report for 121134/0001 - March 2018

Name or company name	Mottingham Dental Practice Limited
Contract type name	GDS Contract
Purpose of contract	General
Contract start date	01/04/2010
Contract end date	

17/18 Contracted general activity (UDA)	10,750
Carry forward general activity (UDA)	0
17/18 Contracted orthodontic activity (UOA)	0
Carry forward orthodontic activity (UOA)	0
Baseline contract value	£316,650.53

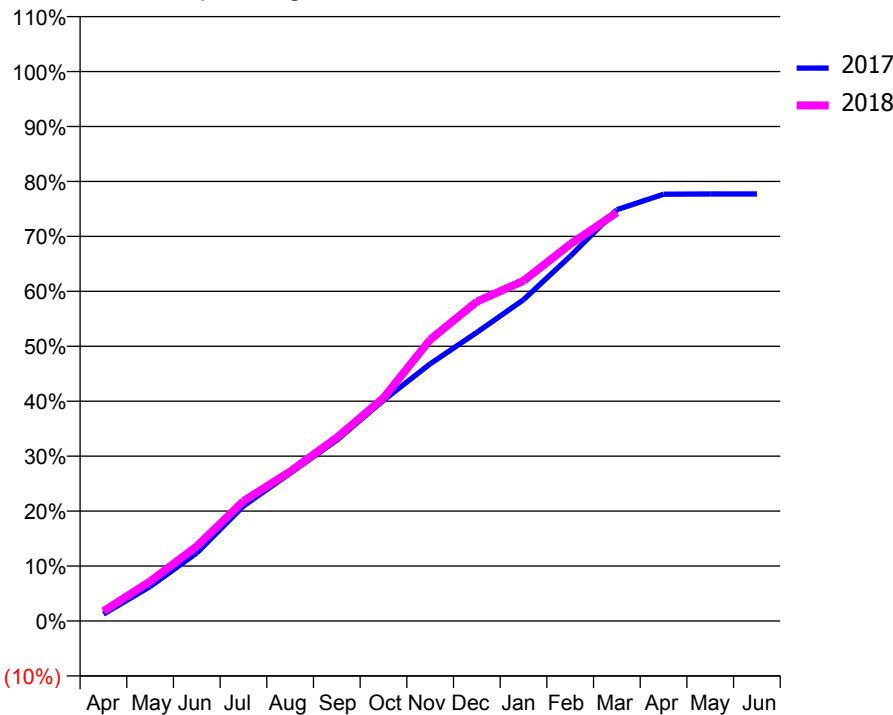
ACCESS*

Patients seen in 24 months	Total	Change since previous quarter
Quarter ending March 2017	2,694	
Quarter ending June 2017	2,659	↓
Quarter ending September 2017	2,627	↓
Quarter ending December 2017	2,676	→
Quarter ending March 2018	2,683	→
Variance since March 2017	(0.4%)	→



ACTIVITY

Cumulative percentage of contracted UDA delivered 2017 & 2018



Month	Adjusted Scheduled Activity (UDA)	
	2017	2018
April	133	191
May	674	775
June	1,331	1,462
July	2,249	2,346
August	2,891	2,925
September	3,538	3,588
October	4,319	4,366
November	5,031	5,507
December	5,646	6,250
January	6,286	6,657
February	7,135	7,371
March	8,047	7,991
April	8,350	
May	8,356	
June	8,356	

QUALITY

	Quantity	Base Number	Contract	AT	Region	England
% of FP17s for the same patient ID Re-attending within 3 months - Children	103	1,483	6.9%	10.1%	11.5%	11.9%
% of FP17s for the same patient ID Re-attending within 3 months - Adults	351	1,569	22.4%	15.5%	16.8%	16.0%
% of FP17s for the same patient ID Re-attending between 3 & 9 months - Children	547	1,483	36.9%	48.4%	47.7%	58.3%
% of FP17s for the same patient ID Re-attending between 3 & 9 months - Adults	495	1,569	31.5%	38.1%	38.2%	50.3%
% of FP17s for Band 1 Urgent Courses	570	2,957	19.3%	10.1%	10.6%	9.1%
% of FP17s Relating to Free Repair or Replacements	0	2,957	0.0%	0.6%	0.6%	0.8%
% of FP17s Relating to Continuations	7	2,957	0.2%	0.9%	0.8%	1.0%
% of Patients satisfied with the dentistry they have received	1	1	N/A	90.1%	89.3%	91.5%
% of Patients satisfied with the time they had to wait for an appointment	1	1	N/A	86.9%	84.4%	87.9%

* This is based on patients treated on this contract for their most recent course of treatment. Figures in italics indicate the base number of FP17s or Patient Questionnaire responses are less than 100. N/A is shown where the base number of responses is less than 10 during the period. % is calculated as Quantity/Base number*100

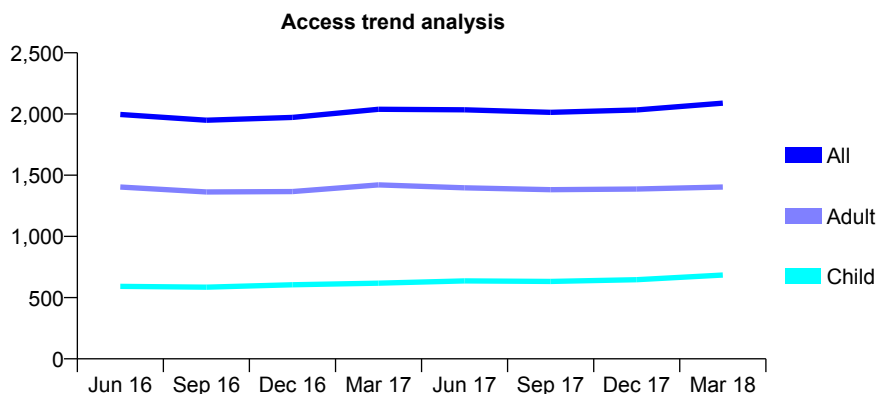
Q63 - Vital Signs At a Glance Contract Report for 121290/0001 - March 2018

Name or company name	Mount Road Dental Surgery
Contract type name	GDS Contract
Purpose of contract	General
Contract start date	15/09/2008
Contract end date	

17/18 Contracted general activity (UDA)	5,000
Carry forward general activity (UDA)	-8
17/18 Contracted orthodontic activity (UOA)	0
Carry forward orthodontic activity (UOA)	0
Baseline contract value	£126,330.16

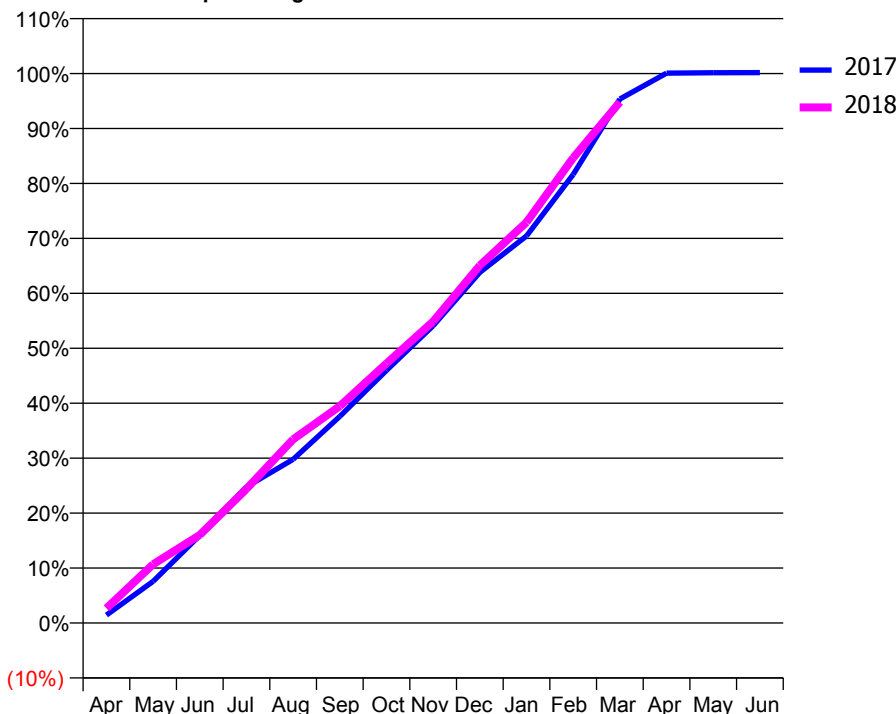
ACCESS*

Patients seen in 24 months	Total	Change since previous quarter
Quarter ending March 2017	2,039	
Quarter ending June 2017	2,034	→
Quarter ending September 2017	2,014	→
Quarter ending December 2017	2,033	→
Quarter ending March 2018	2,089	↑
Variance since March 2017	2.5%	↑



ACTIVITY

Cumulative percentage of contracted UDA delivered 2017 & 2018



Month	Adjusted Scheduled Activity (UDA)	
	2017	2018
April	72	134
May	379	535
June	797	802
July	1,239	1,220
August	1,489	1,671
September	1,880	1,974
October	2,299	2,362
November	2,706	2,744
December	3,190	3,253
January	3,522	3,647
February	4,081	4,233
March	4,768	4,740
April	5,003	
May	5,007	
June	5,008	

QUALITY

	Quantity	Base Number	Contract	AT	Region	England
% of FP17s for the same patient ID Re-attending within 3 months - Children	62	868	7.1%	10.1%	11.5%	11.9%
% of FP17s for the same patient ID Re-attending within 3 months - Adults	189	1,483	12.7%	15.5%	16.8%	16.0%
% of FP17s for the same patient ID Re-attending between 3 & 9 months - Children	418	868	48.2%	48.4%	47.7%	58.3%
% of FP17s for the same patient ID Re-attending between 3 & 9 months - Adults	578	1,483	39.0%	38.1%	38.2%	50.3%
% of FP17s for Band 1 Urgent Courses	249	2,256	11.0%	10.1%	10.6%	9.1%
% of FP17s Relating to Free Repair or Replacements	8	2,256	0.4%	0.6%	0.6%	0.8%
% of FP17s Relating to Continuations	10	2,256	0.4%	0.9%	0.8%	1.0%
% of Patients satisfied with the dentistry they have received	2	3	N/A	90.1%	89.3%	91.5%
% of Patients satisfied with the time they had to wait for an appointment	3	3	N/A	86.9%	84.4%	87.9%

* This is based on patients treated on this contract for their most recent course of treatment. Figures in italics indicate the base number of FP17s or Patient Questionnaire responses are less than 100. N/A is shown where the base number of responses is less than 10 during the period. % is calculated as Quantity/Base number*100

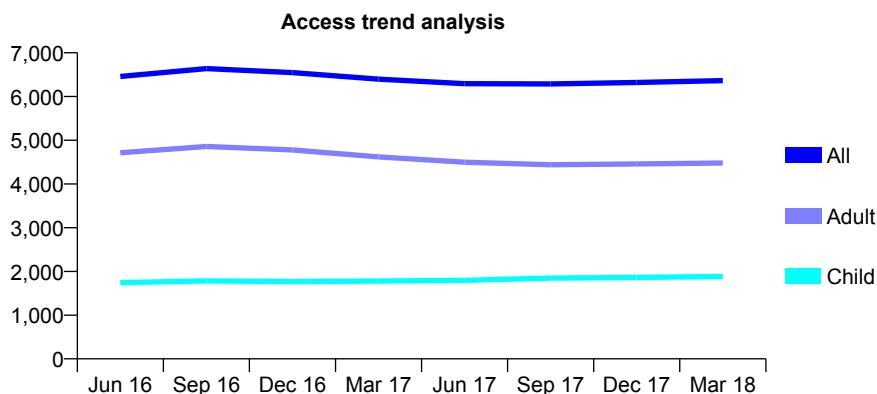
Q63 - Vital Signs At a Glance Contract Report for 122300/0001 - March 2018

Name or company name	Splendent Care Ltd
Contract type name	GDS Contract
Purpose of contract	General
Contract start date	01/04/2007
Contract end date	

17/18 Contracted general activity (UDA)	22,149
Carry forward general activity (UDA)	773
17/18 Contracted orthodontic activity (UOA)	0
Carry forward orthodontic activity (UOA)	0
Baseline contract value	£656,662.10

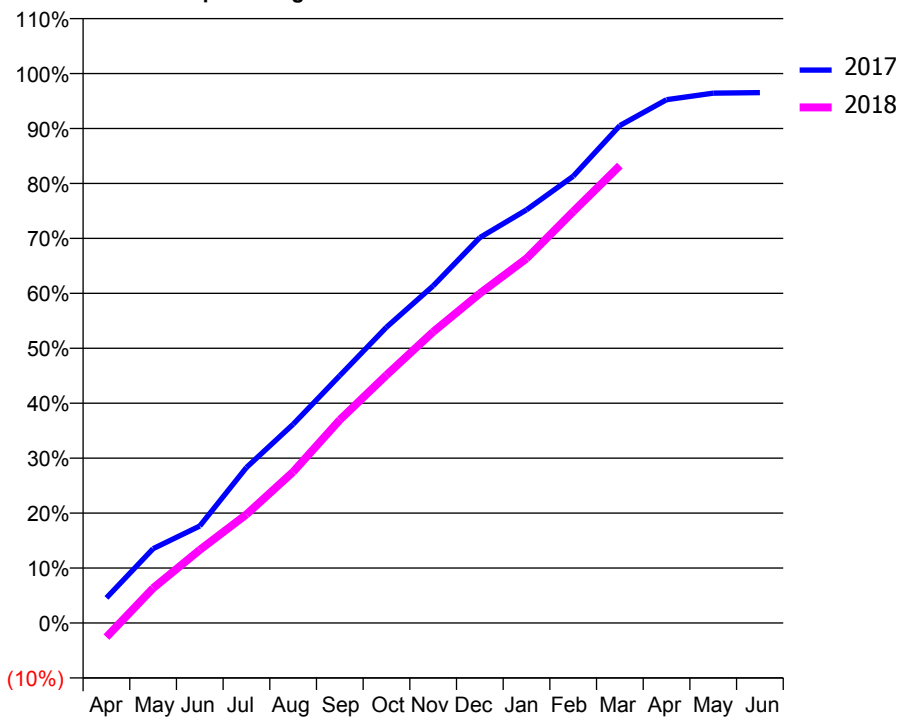
ACCESS*

Patients seen in 24 months	Total	Change since previous quarter
Quarter ending March 2017	6,399	
Quarter ending June 2017	6,293	↓
Quarter ending September 2017	6,287	→
Quarter ending December 2017	6,320	→
Quarter ending March 2018	6,364	→
Variance since March 2017	(0.5%)	→



ACTIVITY

Cumulative percentage of contracted UDA delivered 2017 & 2018



Month	Adjusted Scheduled Activity (UDA)	
	2017	2018
April	1,013	-573
May	2,999	1,407
June	3,912	2,948
July	6,270	4,378
August	8,012	6,090
September	9,975	8,190
October	11,927	9,996
November	13,591	11,737
December	15,535	13,286
January	16,652	14,695
February	18,009	16,585
March	20,049	18,438
April	21,095	
May	21,359	
June	21,376	

QUALITY

	Quantity	Base Number	Contract	AT	Region	England
% of FP17s for the same patient ID Re-attending within 3 months - Children	149	2,267	6.6%	10.1%	11.5%	11.9%
% of FP17s for the same patient ID Re-attending within 3 months - Adults	731	5,131	14.2%	15.5%	16.8%	16.0%
% of FP17s for the same patient ID Re-attending between 3 & 9 months - Children	918	2,267	40.5%	48.4%	47.7%	58.3%
% of FP17s for the same patient ID Re-attending between 3 & 9 months - Adults	1,635	5,131	31.9%	38.1%	38.2%	50.3%
% of FP17s for Band 1 Urgent Courses	899	6,946	12.9%	10.1%	10.6%	9.1%
% of FP17s Relating to Free Repair or Replacements	36	6,946	0.5%	0.6%	0.6%	0.8%
% of FP17s Relating to Continuations	41	6,946	0.6%	0.9%	0.8%	1.0%
% of Patients satisfied with the dentistry they have received	2	2	N/A	90.1%	89.3%	91.5%
% of Patients satisfied with the time they had to wait for an appointment	2	2	N/A	86.9%	84.4%	87.9%

* This is based on patients treated on this contract for their most recent course of treatment. Figures in italics indicate the base number of FP17s or Patient Questionnaire responses are less than 100. N/A is shown where the base number of responses is less than 10 during the period. % is calculated as Quantity/Base number*100

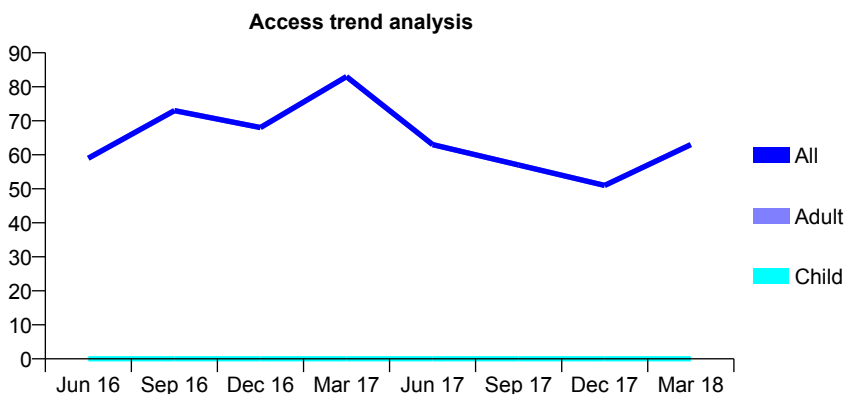
Q63 - Vital Signs At a Glance Contract Report for 122300/0003 - March 2018

Name or company name	Splendent Care Ltd
Contract type name	PDS Contract
Purpose of contract	General
Contract start date	01/10/2009
Contract end date	31/03/2018

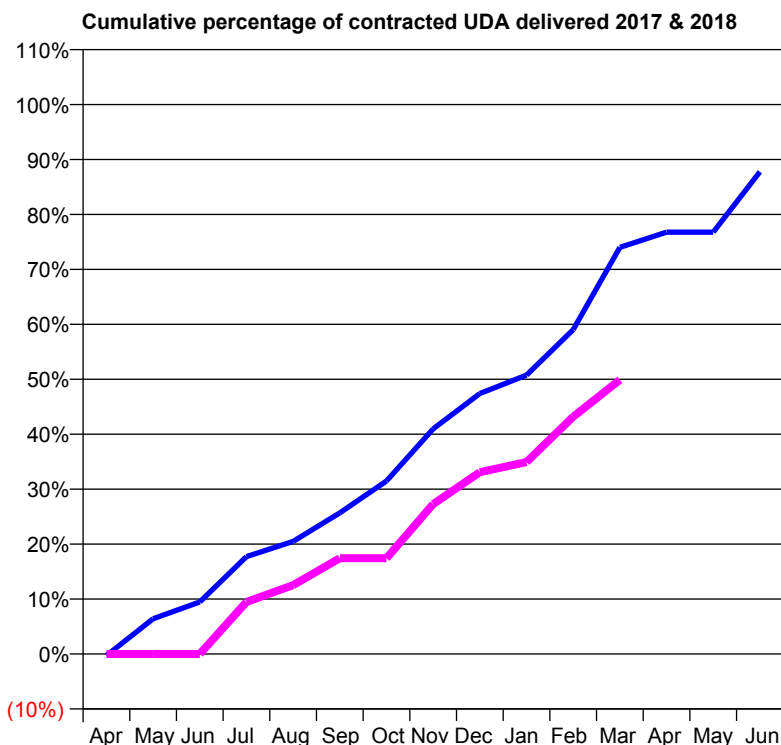
17/18 Contracted general activity (UDA)	327
Carry forward general activity (UDA)	0
17/18 Contracted orthodontic activity (UOA)	0
Carry forward orthodontic activity (UOA)	0
Baseline contract value	£63,846.36

ACCESS*

Patients seen in 24 months	Total	Change since previous quarter
Quarter ending March 2017	83	
Quarter ending June 2017	63	↓
Quarter ending September 2017	57	↓
Quarter ending December 2017	51	↓
Quarter ending March 2018	63	↑
Variance since March 2017	(24.1%)	↓



ACTIVITY



Month	Adjusted Scheduled Activity (UDA)	
	2017	2018
April	-1	0
May	21	0
June	31	0
July	58	31
August	67	41
September	84	57
October	103	57
November	134	89
December	155	108
January	166	114
February	193	141
March	242	163
April	251	
May	251	
June	287	

QUALITY

	Quantity	Base Number	Contract	AT	Region	England
% of FP17s for the same patient ID Re-attending within 3 months - Children	0	0	N/A	10.1%	11.5%	11.9%
% of FP17s for the same patient ID Re-attending within 3 months - Adults	0	74	0.0%	15.5%	16.8%	16.0%
% of FP17s for the same patient ID Re-attending between 3 & 9 months - Children	0	0	N/A	48.4%	47.7%	58.3%
% of FP17s for the same patient ID Re-attending between 3 & 9 months - Adults	2	74	2.7%	38.1%	38.2%	50.3%
% of FP17s for Band 1 Urgent Courses	1	59	1.7%	10.1%	10.6%	9.1%
% of FP17s Relating to Free Repair or Replacements	0	59	0.0%	0.6%	0.6%	0.8%
% of FP17s Relating to Continuations	0	59	0.0%	0.9%	0.8%	1.0%
% of Patients satisfied with the dentistry they have received	0	0	N/A	90.1%	89.3%	91.5%
% of Patients satisfied with the time they had to wait for an appointment	0	0	N/A	86.9%	84.4%	87.9%

* This is based on patients treated on this contract for their most recent course of treatment. Figures in italics indicate the base number of FP17s or Patient Questionnaire responses are less than 100. N/A is shown where the base number of responses is less than 10 during the period. % is calculated as Quantity/Base number*100

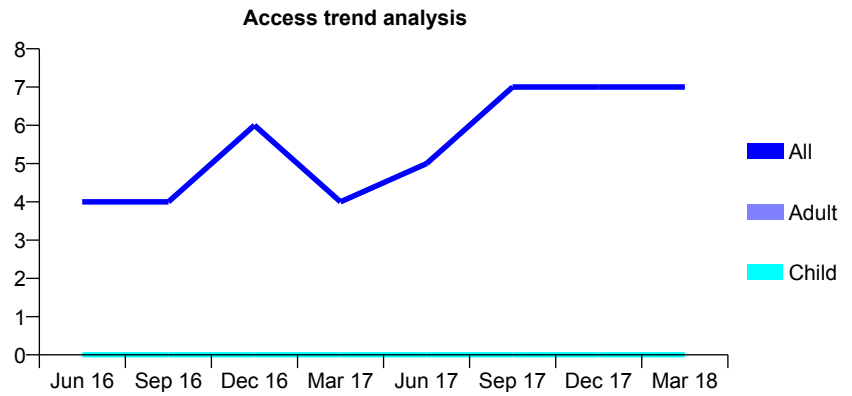
Q63 - Vital Signs At a Glance Contract Report for 122300/0004 - March 2018

Name or company name	Splendent Care Ltd
Contract type name	PDS Contract
Purpose of contract	General
Contract start date	01/04/2010
Contract end date	31/03/2018

17/18 Contracted general activity (UDA)	90
Carry forward general activity (UDA)	0
17/18 Contracted orthodontic activity (UOA)	0
Carry forward orthodontic activity (UOA)	0
Baseline contract value	£4,718.51

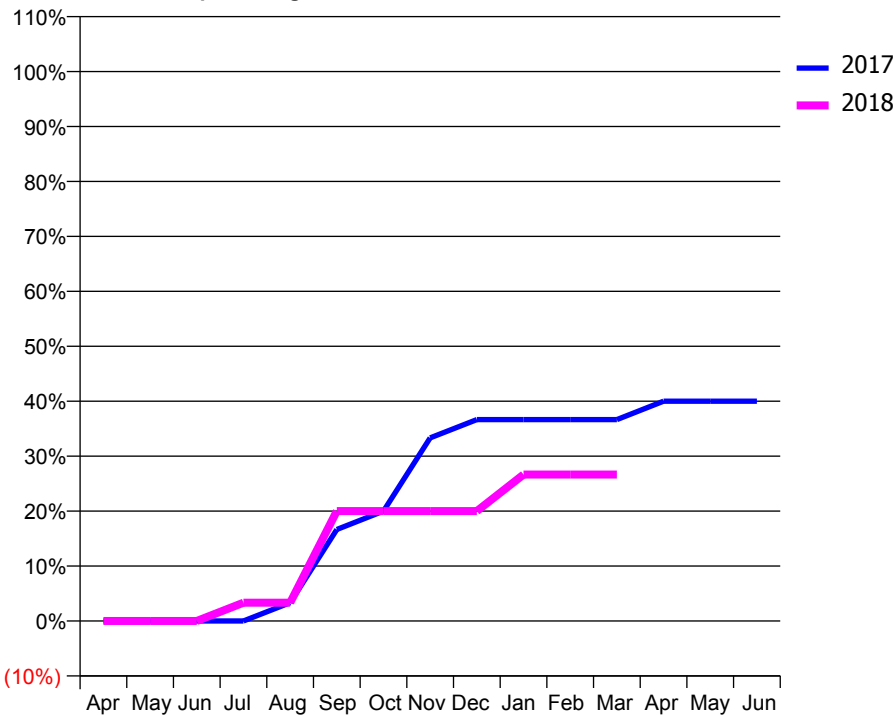
ACCESS*

Patients seen in 24 months	Total	Change since previous quarter
Quarter ending March 2017	4	
Quarter ending June 2017	5	↑
Quarter ending September 2017	7	↑
Quarter ending December 2017	7	→
Quarter ending March 2018	7	→
Variance since March 2017	75.0%	↑



ACTIVITY

Cumulative percentage of contracted UDA delivered 2017 & 2018



Month	Adjusted Scheduled Activity (UDA)	
	2017	2018
April	0	0
May	0	0
June	0	0
July	0	3
August	3	3
September	15	18
October	18	18
November	30	18
December	33	18
January	33	24
February	33	24
March	33	24
April	36	
May	36	
June	36	

QUALITY

	Quantity	Base Number	Contract	AT	Region	England
% of FP17s for the same patient ID Re-attending within 3 months - Children	0	0	N/A	10.1%	11.5%	11.9%
% of FP17s for the same patient ID Re-attending within 3 months - Adults	0	6	0.0%	15.5%	16.8%	16.0%
% of FP17s for the same patient ID Re-attending between 3 & 9 months - Children	0	0	N/A	48.4%	47.7%	58.3%
% of FP17s for the same patient ID Re-attending between 3 & 9 months - Adults	0	6	0.0%	38.1%	38.2%	50.3%
% of FP17s for Band 1 Urgent Courses	0	5	0.0%	10.1%	10.6%	9.1%
% of FP17s Relating to Free Repair or Replacements	0	5	0.0%	0.6%	0.6%	0.8%
% of FP17s Relating to Continuations	0	5	0.0%	0.9%	0.8%	1.0%
% of Patients satisfied with the dentistry they have received	0	0	N/A	90.1%	89.3%	91.5%
% of Patients satisfied with the time they had to wait for an appointment	0	0	N/A	86.9%	84.4%	87.9%

* This is based on patients treated on this contract for their most recent course of treatment. Figures in italics indicate the base number of FP17s or Patient Questionnaire responses are less than 100. N/A is shown where the base number of responses is less than 10 during the period. % is calculated as Quantity/Base number*100

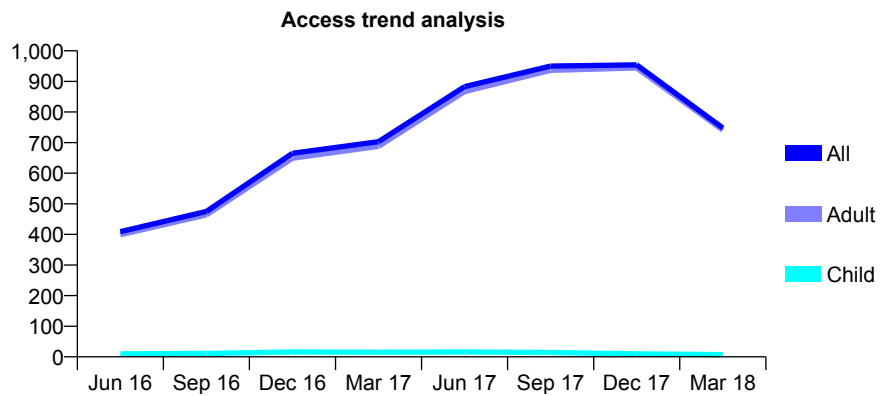
Q63 - Vital Signs At a Glance Contract Report for 122300/0005 - March 2018

Name or company name	Splendent Care Ltd
Contract type name	PDS Contract
Purpose of contract	General
Contract start date	01/09/2010
Contract end date	31/03/2018

17/18 Contracted general activity (UDA)	2,000
Carry forward general activity (UDA)	0
17/18 Contracted orthodontic activity (UOA)	0
Carry forward orthodontic activity (UOA)	0
Baseline contract value	£97,366.47

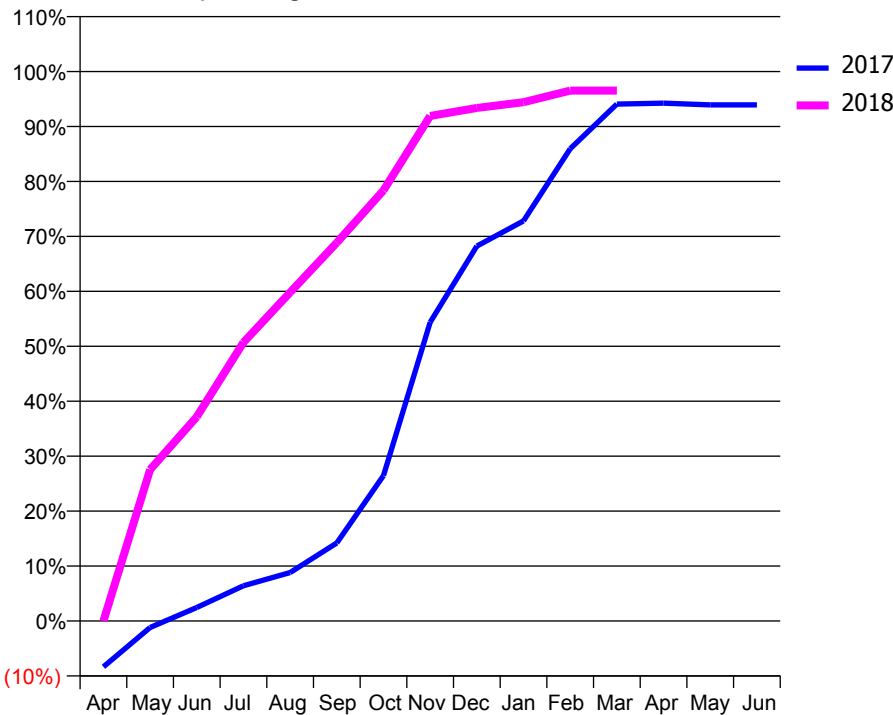
ACCESS*

Patients seen in 24 months	Total	Change since previous quarter
Quarter ending March 2017	703	
Quarter ending June 2017	883	↑
Quarter ending September 2017	950	↑
Quarter ending December 2017	954	→
Quarter ending March 2018	748	↓
Variance since March 2017	6.4%	↑



ACTIVITY

Cumulative percentage of contracted UDA delivered 2017 & 2018



Month	Adjusted Scheduled Activity (UDA)	
	2017	2018
April	-167	0
May	-24	551
June	49	743
July	128	1,014
August	176	1,196
September	284	1,377
October	529	1,567
November	1,087	1,838
December	1,364	1,867
January	1,456	1,888
February	1,719	1,930
March	1,882	1,930
April	1,885	
May	1,879	
June	1,879	

QUALITY

	Quantity	Base Number	Contract	AT	Region	England
% of FP17s for the same patient ID Re-attending within 3 months - Children	1	10	10.0%	10.1%	11.5%	11.9%
% of FP17s for the same patient ID Re-attending within 3 months - Adults	15	655	2.3%	15.5%	16.8%	16.0%
% of FP17s for the same patient ID Re-attending between 3 & 9 months - Children	0	10	0.0%	48.4%	47.7%	58.3%
% of FP17s for the same patient ID Re-attending between 3 & 9 months - Adults	6	655	0.9%	38.1%	38.2%	50.3%
% of FP17s for Band 1 Urgent Courses	2	666	0.3%	10.1%	10.6%	9.1%
% of FP17s Relating to Free Repair or Replacements	0	666	0.0%	0.6%	0.6%	0.8%
% of FP17s Relating to Continuations	0	666	0.0%	0.9%	0.8%	1.0%
% of Patients satisfied with the dentistry they have received	0	0	N/A	90.1%	89.3%	91.5%
% of Patients satisfied with the time they had to wait for an appointment	0	0	N/A	86.9%	84.4%	87.9%

* This is based on patients treated on this contract for their most recent course of treatment. Figures in italics indicate the base number of FP17s or Patient Questionnaire responses are less than 100. N/A is shown where the base number of responses is less than 10 during the period. % is calculated as Quantity/Base number*100

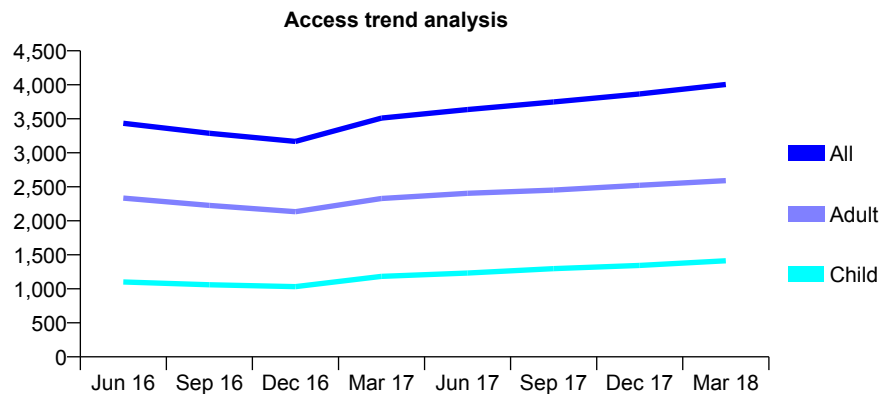
Q63 - Vital Signs At a Glance Contract Report for 122564/0001 - March 2018

Name or company name	Westbury Dental Care
Contract type name	GDS Contract
Purpose of contract	General
Contract start date	01/11/2013
Contract end date	

17/18 Contracted general activity (UDA)	10,000
Carry forward general activity (UDA)	800
17/18 Contracted orthodontic activity (UOA)	0
Carry forward orthodontic activity (UOA)	0
Baseline contract value	£292,217.57

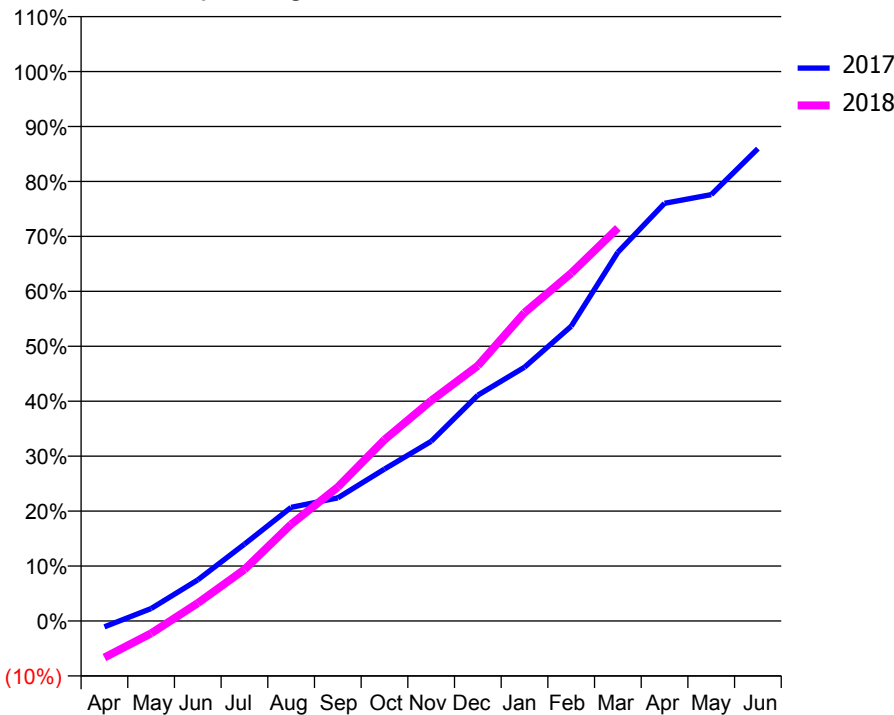
ACCESS*

Patients seen in 24 months	Total	Change since previous quarter
Quarter ending March 2017	3,511	
Quarter ending June 2017	3,636	↑
Quarter ending September 2017	3,749	↑
Quarter ending December 2017	3,866	↑
Quarter ending March 2018	4,004	↑
Variance since March 2017	14.0%	↑



ACTIVITY

Cumulative percentage of contracted UDA delivered 2017 & 2018



Month	Adjusted Scheduled Activity (UDA)	
	2017	2018
April	-109	-667
May	227	-226
June	748	327
July	1,398	938
August	2,070	1,761
September	2,241	2,437
October	2,766	3,300
November	3,270	4,010
December	4,111	4,645
January	4,619	5,611
February	5,363	6,331
March	6,712	7,154
April	7,602	
May	7,759	
June	8,597	

QUALITY

	Quantity	Base Number	Contract	AT	Region	England
% of FP17s for the same patient ID Re-attending within 3 months - Children	337	2,127	15.8%	10.1%	11.5%	11.9%
% of FP17s for the same patient ID Re-attending within 3 months - Adults	568	2,938	19.3%	15.5%	16.8%	16.0%
% of FP17s for the same patient ID Re-attending between 3 & 9 months - Children	1,051	2,127	49.4%	48.4%	47.7%	58.3%
% of FP17s for the same patient ID Re-attending between 3 & 9 months - Adults	829	2,938	28.2%	38.1%	38.2%	50.3%
% of FP17s for Band 1 Urgent Courses	651	3,913	16.6%	10.1%	10.6%	9.1%
% of FP17s Relating to Free Repair or Replacements	32	3,913	0.8%	0.6%	0.6%	0.8%
% of FP17s Relating to Continuations	14	3,913	0.4%	0.9%	0.8%	1.0%
% of Patients satisfied with the dentistry they have received	2	2	N/A	90.1%	89.3%	91.5%
% of Patients satisfied with the time they had to wait for an appointment	1	2	N/A	86.9%	84.4%	87.9%

* This is based on patients treated on this contract for their most recent course of treatment. Figures in italics indicate the base number of FP17s or Patient Questionnaire responses are less than 100. N/A is shown where the base number of responses is less than 10 during the period. % is calculated as Quantity/Base number*100

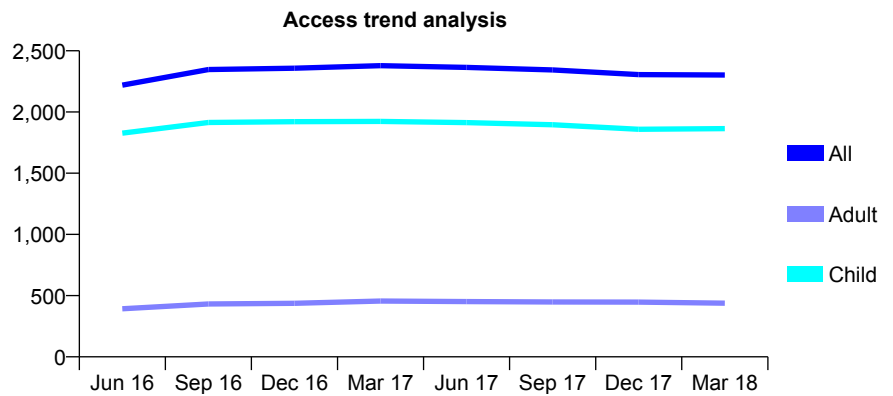
Q63 - Vital Signs At a Glance Contract Report for 123226/0001 - March 2018

Name or company name	Anand Dinker Patel
Contract type name	GDS Contract
Purpose of contract	General
Contract start date	01/09/2014
Contract end date	

17/18 Contracted general activity (UDA)	4,200
Carry forward general activity (UDA)	-81
17/18 Contracted orthodontic activity (UOA)	0
Carry forward orthodontic activity (UOA)	0
Baseline contract value	£93,225.01

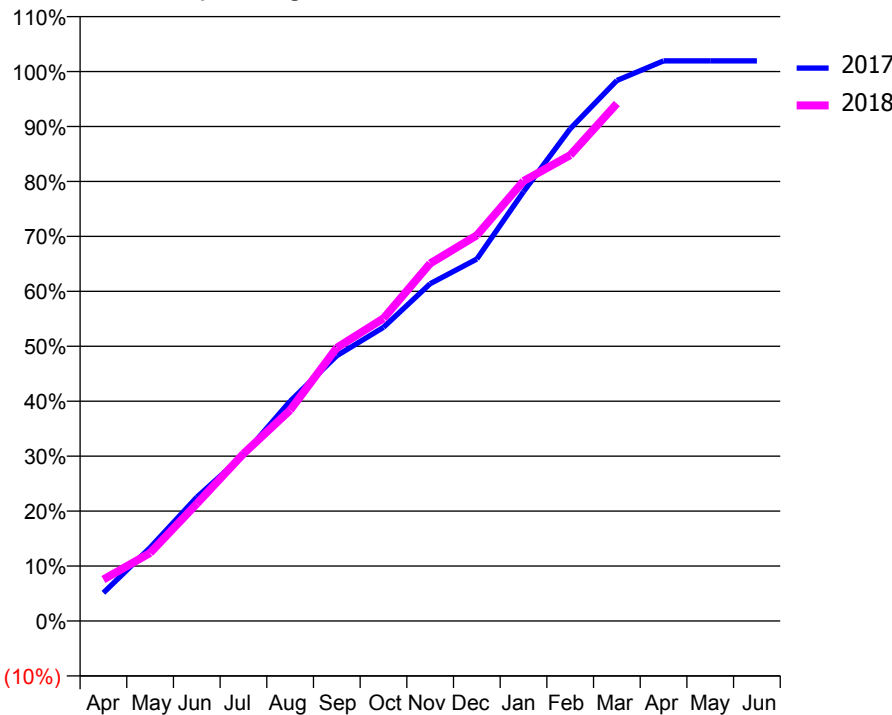
ACCESS*

Patients seen in 24 months	Total	Change since previous quarter
Quarter ending March 2017	2,379	
Quarter ending June 2017	2,364	→
Quarter ending September 2017	2,344	→
Quarter ending December 2017	2,306	↓
Quarter ending March 2018	2,302	→
Variance since March 2017	(3.2%)	↓



ACTIVITY

Cumulative percentage of contracted UDA delivered 2017 & 2018



Month	Adjusted Scheduled Activity (UDA)	
	2017	2018
April	216	317
May	561	520
June	947	896
July	1,268	1,279
August	1,680	1,612
September	2,028	2,089
October	2,244	2,313
November	2,578	2,733
December	2,767	2,948
January	3,281	3,363
February	3,763	3,561
March	4,131	3,955
April	4,281	
May	4,281	
June	4,281	

QUALITY

	Quantity	Base Number	Contract	AT	Region	England
% of FP17s for the same patient ID Re-attending within 3 months - Children	188	2,476	7.6%	10.1%	11.5%	11.9%
% of FP17s for the same patient ID Re-attending within 3 months - Adults	18	336	5.4%	15.5%	16.8%	16.0%
% of FP17s for the same patient ID Re-attending between 3 & 9 months - Children	1,342	2,476	54.2%	48.4%	47.7%	58.3%
% of FP17s for the same patient ID Re-attending between 3 & 9 months - Adults	159	336	47.3%	38.1%	38.2%	50.3%
% of FP17s for Band 1 Urgent Courses	128	2,702	4.7%	10.1%	10.6%	9.1%
% of FP17s Relating to Free Repair or Replacements	0	2,702	0.0%	0.6%	0.6%	0.8%
% of FP17s Relating to Continuations	0	2,702	0.0%	0.9%	0.8%	1.0%
% of Patients satisfied with the dentistry they have received	2	2	N/A	90.1%	89.3%	91.5%
% of Patients satisfied with the time they had to wait for an appointment	2	2	N/A	86.9%	84.4%	87.9%

* This is based on patients treated on this contract for their most recent course of treatment. Figures in italics indicate the base number of FP17s or Patient Questionnaire responses are less than 100. N/A is shown where the base number of responses is less than 10 during the period. % is calculated as Quantity/Base number*100

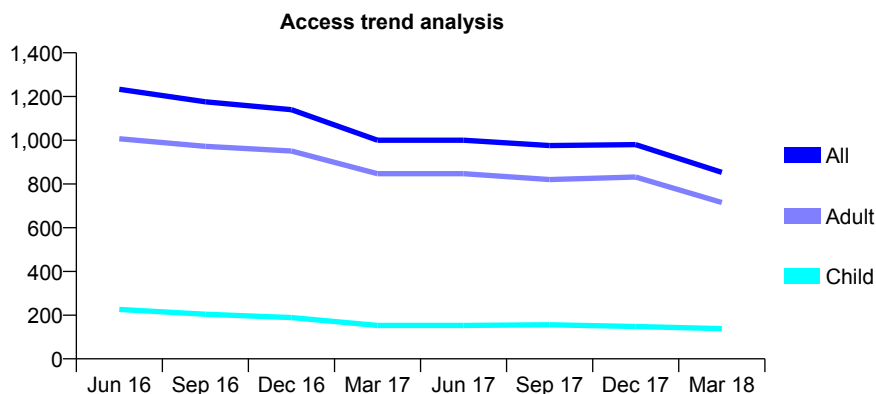
Q63 - Vital Signs At a Glance Contract Report for 124656/0001 - March 2018

Name or company name	Bhageerutty Smiles Ltd
Contract type name	GDS Contract
Purpose of contract	General
Contract start date	01/04/2009
Contract end date	

17/18 Contracted general activity (UDA)	7,265
Carry forward general activity (UDA)	-5
17/18 Contracted orthodontic activity (UOA)	0
Carry forward orthodontic activity (UOA)	0
Baseline contract value	£236,992.12

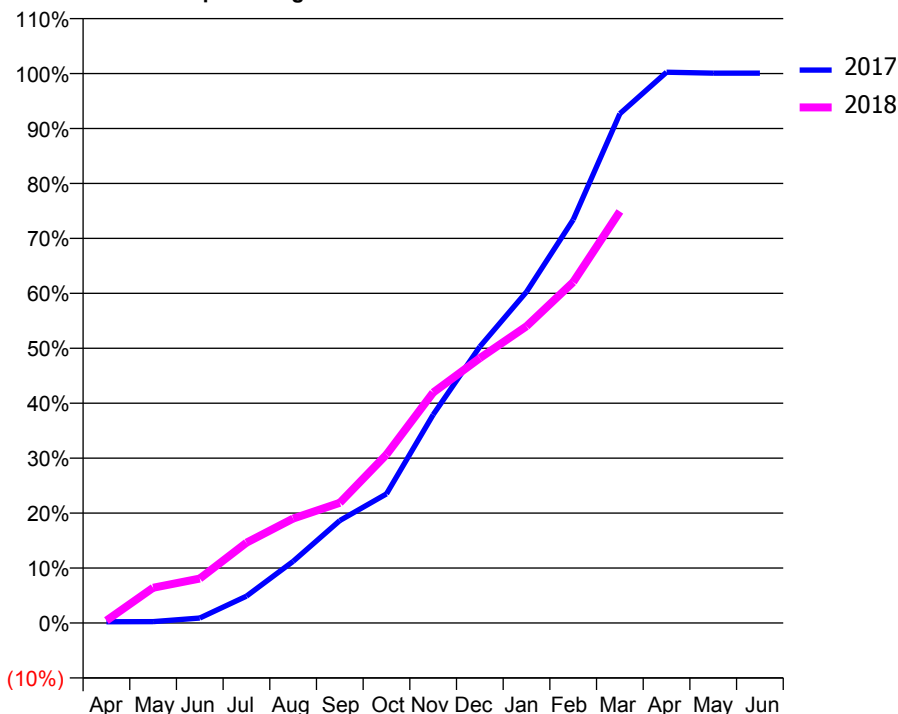
ACCESS*

Patients seen in 24 months	Total	Change since previous quarter
Quarter ending March 2017	1,000	
Quarter ending June 2017	1,000	→
Quarter ending September 2017	976	↓
Quarter ending December 2017	980	→
Quarter ending March 2018	853	↓
Variance since March 2017	(14.7%)	↓



ACTIVITY

Cumulative percentage of contracted UDA delivered 2017 & 2018



Month	Adjusted Scheduled Activity (UDA)	
	2017	2018
April	17	32
May	18	467
June	66	587
July	354	1,062
August	815	1,381
September	1,355	1,590
October	1,708	2,228
November	2,754	3,047
December	3,654	3,502
January	4,379	3,923
February	5,332	4,507
March	6,735	5,441
April	7,282	
May	7,270	
June	7,270	

QUALITY

	Quantity	Base Number	Contract	AT	Region	England
% of FP17s for the same patient ID Re-attending within 3 months - Children	9	112	8.0%	10.1%	11.5%	11.9%
% of FP17s for the same patient ID Re-attending within 3 months - Adults	320	894	35.8%	15.5%	16.8%	16.0%
% of FP17s for the same patient ID Re-attending between 3 & 9 months - Children	11	112	9.8%	48.4%	47.7%	58.3%
% of FP17s for the same patient ID Re-attending between 3 & 9 months - Adults	174	894	19.5%	38.1%	38.2%	50.3%
% of FP17s for Band 1 Urgent Courses	89	956	9.3%	10.1%	10.6%	9.1%
% of FP17s Relating to Free Repair or Replacements	3	956	0.3%	0.6%	0.6%	0.8%
% of FP17s Relating to Continuations	11	956	1.2%	0.9%	0.8%	1.0%
% of Patients satisfied with the dentistry they have received	0	0	N/A	90.1%	89.3%	91.5%
% of Patients satisfied with the time they had to wait for an appointment	0	0	N/A	86.9%	84.4%	87.9%

* This is based on patients treated on this contract for their most recent course of treatment. Figures in italics indicate the base number of FP17s or Patient Questionnaire responses are less than 100. N/A is shown where the base number of responses is less than 10 during the period. % is calculated as Quantity/Base number*100

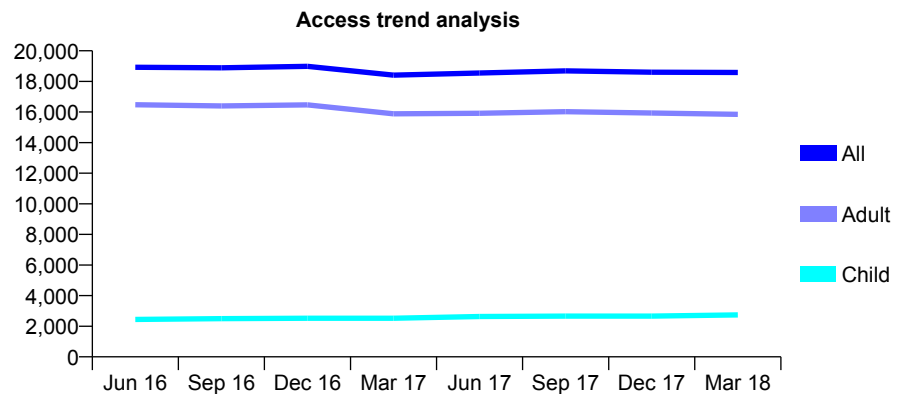
Q63 - Vital Signs At a Glance Contract Report for 124796/0001 - March 2018

Name or company name	Progenics Ltd
Contract type name	GDS Contract
Purpose of contract	General
Contract start date	01/11/2009
Contract end date	

17/18 Contracted general activity (UDA)	41,300
Carry forward general activity (UDA)	-826
17/18 Contracted orthodontic activity (UOA)	0
Carry forward orthodontic activity (UOA)	0
Baseline contract value	£1,206,588.89

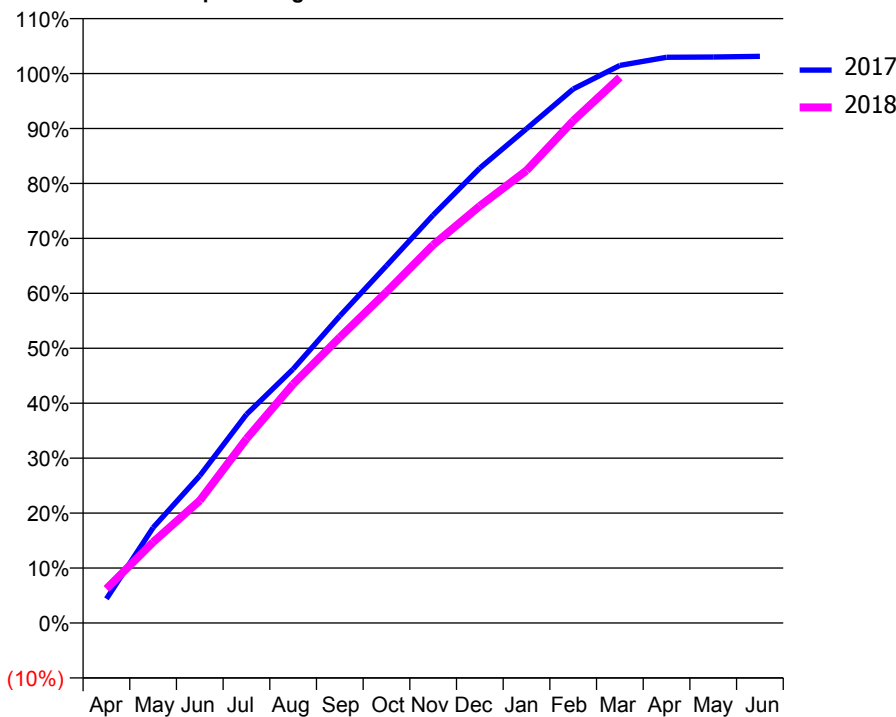
ACCESS*

Patients seen in 24 months	Total	Change since previous quarter
Quarter ending March 2017	18,409	
Quarter ending June 2017	18,552	→
Quarter ending September 2017	18,690	→
Quarter ending December 2017	18,601	→
Quarter ending March 2018	18,583	→
Variance since March 2017	0.9%	→



ACTIVITY

Cumulative percentage of contracted UDA delivered 2017 & 2018



Month	Adjusted Scheduled Activity (UDA)	
	2017	2018
April	1,817	2,569
May	7,175	6,081
June	11,067	9,210
July	15,679	13,844
August	19,090	17,956
September	23,080	21,470
October	26,856	24,883
November	30,666	28,416
December	34,188	31,345
January	37,143	34,012
February	40,136	37,749
March	41,911	41,004
April	42,521	
May	42,544	
June	42,589	

QUALITY

	Quantity	Base Number	Contract	AT	Region	England
% of FP17s for the same patient ID Re-attending within 3 months - Children	161	3,347	4.8%	10.1%	11.5%	11.9%
% of FP17s for the same patient ID Re-attending within 3 months - Adults	1,223	15,351	8.0%	15.5%	16.8%	16.0%
% of FP17s for the same patient ID Re-attending between 3 & 9 months - Children	1,597	3,347	47.7%	48.4%	47.7%	58.3%
% of FP17s for the same patient ID Re-attending between 3 & 9 months - Adults	4,955	15,351	32.3%	38.1%	38.2%	50.3%
% of FP17s for Band 1 Urgent Courses	2,332	18,362	12.7%	10.1%	10.6%	9.1%
% of FP17s Relating to Free Repair or Replacements	96	18,362	0.5%	0.6%	0.6%	0.8%
% of FP17s Relating to Continuations	19	18,362	0.1%	0.9%	0.8%	1.0%
% of Patients satisfied with the dentistry they have received	13	16	81.3%	90.1%	89.3%	91.5%
% of Patients satisfied with the time they had to wait for an appointment	14	16	87.5%	86.9%	84.4%	87.9%

* This is based on patients treated on this contract for their most recent course of treatment. Figures in italics indicate the base number of FP17s or Patient Questionnaire responses are less than 100. N/A is shown where the base number of responses is less than 10 during the period. % is calculated as Quantity/Base number*100

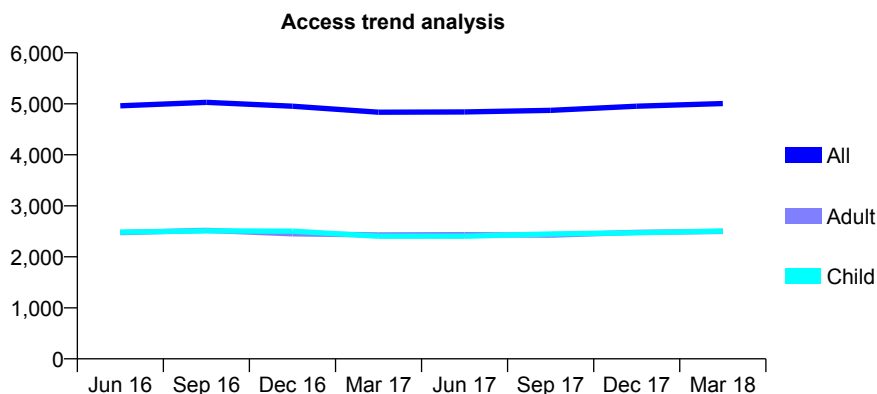
Q63 - Vital Signs At a Glance Contract Report for 124869/0001 - March 2018

Name or company name	M.K. Vasant & Associates
Contract type name	GDS Contract
Purpose of contract	General
Contract start date	01/04/2006
Contract end date	

17/18 Contracted general activity (UDA)	12,500
Carry forward general activity (UDA)	-31
17/18 Contracted orthodontic activity (UOA)	0
Carry forward orthodontic activity (UOA)	0
Baseline contract value	£311,240.37

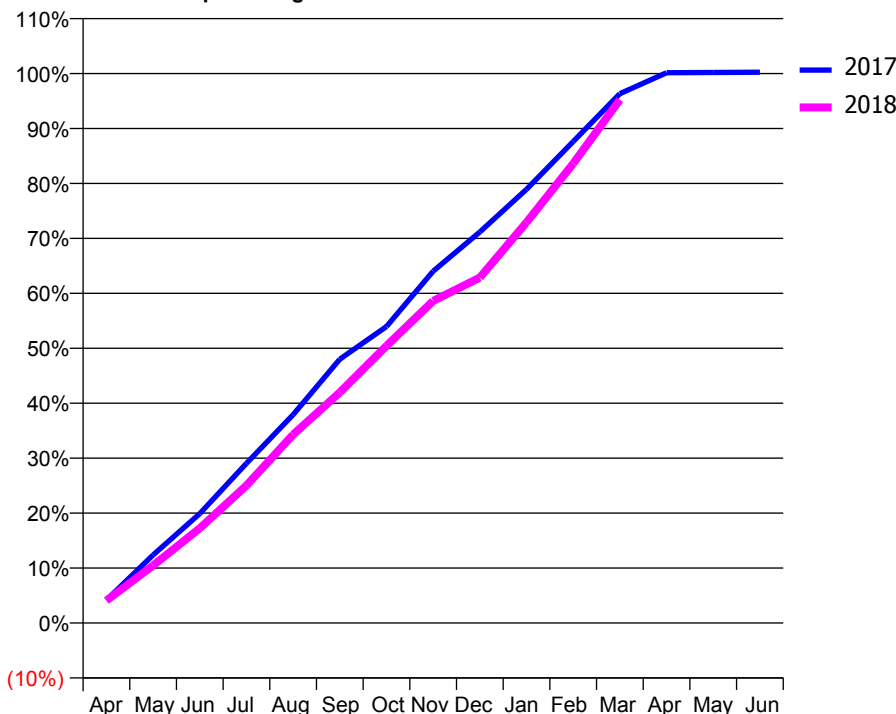
ACCESS*

Patients seen in 24 months	Total	Change since previous quarter
Quarter ending March 2017	4,834	
Quarter ending June 2017	4,840	→
Quarter ending September 2017	4,873	→
Quarter ending December 2017	4,952	→
Quarter ending March 2018	5,005	→
Variance since March 2017	3.5%	↑



ACTIVITY

Cumulative percentage of contracted UDA delivered 2017 & 2018



Month	Adjusted Scheduled Activity (UDA)	
	2017	2018
April	522	511
May	1,548	1,309
June	2,490	2,156
July	3,632	3,128
August	4,739	4,286
September	6,001	5,245
October	6,746	6,304
November	8,003	7,326
December	8,896	7,858
January	9,866	9,115
February	10,951	10,450
March	12,041	11,904
April	12,519	
May	12,524	
June	12,531	

QUALITY

	Quantity	Base Number	Contract	AT	Region	England
% of FP17s for the same patient ID Re-attending within 3 months - Children	349	3,452	10.1%	10.1%	11.5%	11.9%
% of FP17s for the same patient ID Re-attending within 3 months - Adults	453	2,808	16.1%	15.5%	16.8%	16.0%
% of FP17s for the same patient ID Re-attending between 3 & 9 months - Children	1,628	3,452	47.2%	48.4%	47.7%	58.3%
% of FP17s for the same patient ID Re-attending between 3 & 9 months - Adults	1,056	2,808	37.6%	38.1%	38.2%	50.3%
% of FP17s for Band 1 Urgent Courses	613	5,577	11.0%	10.1%	10.6%	9.1%
% of FP17s Relating to Free Repair or Replacements	7	5,577	0.1%	0.6%	0.6%	0.8%
% of FP17s Relating to Continuations	10	5,577	0.2%	0.9%	0.8%	1.0%
% of Patients satisfied with the dentistry they have received	0	1	N/A	90.1%	89.3%	91.5%
% of Patients satisfied with the time they had to wait for an appointment	0	1	N/A	86.9%	84.4%	87.9%

* This is based on patients treated on this contract for their most recent course of treatment. Figures in italics indicate the base number of FP17s or Patient Questionnaire responses are less than 100. N/A is shown where the base number of responses is less than 10 during the period. % is calculated as Quantity/Base number*100

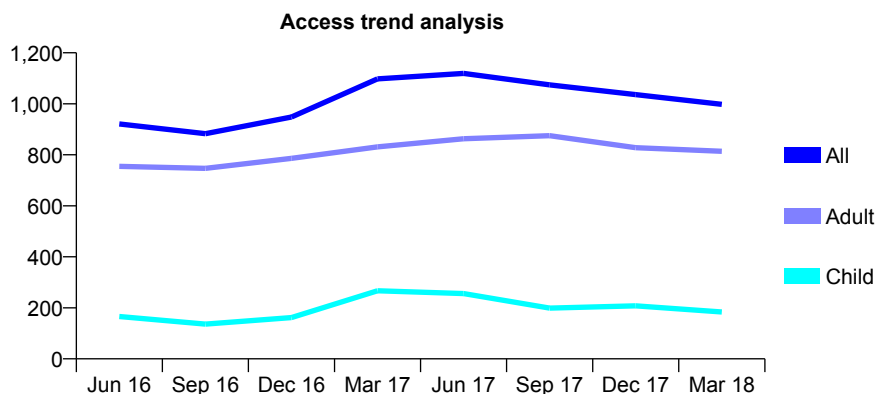
Q63 - Vital Signs At a Glance Contract Report for 124869/0002 - March 2018

Name or company name	M.K. Vasant & Associates
Contract type name	GDS Contract
Purpose of contract	General
Contract start date	01/04/2006
Contract end date	

17/18 Contracted general activity (UDA)	2,831
Carry forward general activity (UDA)	3
17/18 Contracted orthodontic activity (UOA)	0
Carry forward orthodontic activity (UOA)	0
Baseline contract value	£76,633.88

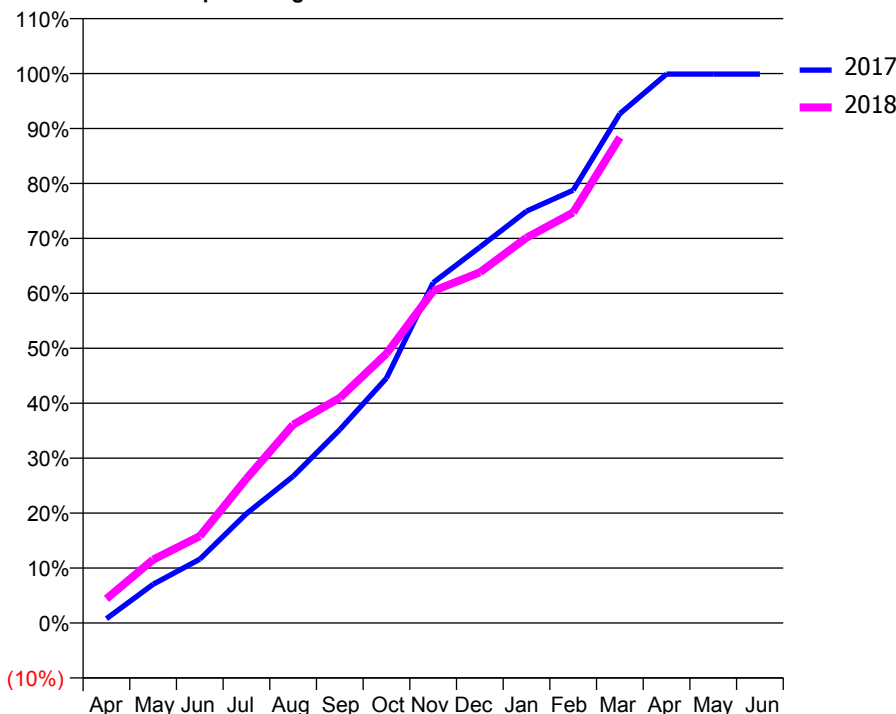
ACCESS*

Patients seen in 24 months	Total	Change since previous quarter
Quarter ending March 2017	1,098	
Quarter ending June 2017	1,119	→
Quarter ending September 2017	1,074	↓
Quarter ending December 2017	1,036	↓
Quarter ending March 2018	998	↓
Variance since March 2017	(9.1%)	↓



ACTIVITY

Cumulative percentage of contracted UDA delivered 2017 & 2018



Month	Adjusted Scheduled Activity (UDA)	
	2017	2018
April	22	125
May	199	327
June	329	447
July	564	744
August	756	1,022
September	997	1,160
October	1,262	1,388
November	1,753	1,710
December	1,936	1,806
January	2,122	1,985
February	2,229	2,115
March	2,624	2,502
April	2,828	
May	2,828	
June	2,828	

QUALITY

	Quantity	Base Number	Contract	AT	Region	England
% of FP17s for the same patient ID Re-attending within 3 months - Children	1	229	0.4%	10.1%	11.5%	11.9%
% of FP17s for the same patient ID Re-attending within 3 months - Adults	58	834	7.0%	15.5%	16.8%	16.0%
% of FP17s for the same patient ID Re-attending between 3 & 9 months - Children	13	229	5.7%	48.4%	47.7%	58.3%
% of FP17s for the same patient ID Re-attending between 3 & 9 months - Adults	230	834	27.6%	38.1%	38.2%	50.3%
% of FP17s for Band 1 Urgent Courses	108	995	10.9%	10.1%	10.6%	9.1%
% of FP17s Relating to Free Repair or Replacements	2	995	0.2%	0.6%	0.6%	0.8%
% of FP17s Relating to Continuations	10	995	1.0%	0.9%	0.8%	1.0%
% of Patients satisfied with the dentistry they have received	1	1	N/A	90.1%	89.3%	91.5%
% of Patients satisfied with the time they had to wait for an appointment	1	1	N/A	86.9%	84.4%	87.9%

* This is based on patients treated on this contract for their most recent course of treatment. Figures in italics indicate the base number of FP17s or Patient Questionnaire responses are less than 100. N/A is shown where the base number of responses is less than 10 during the period. % is calculated as Quantity/Base number*100

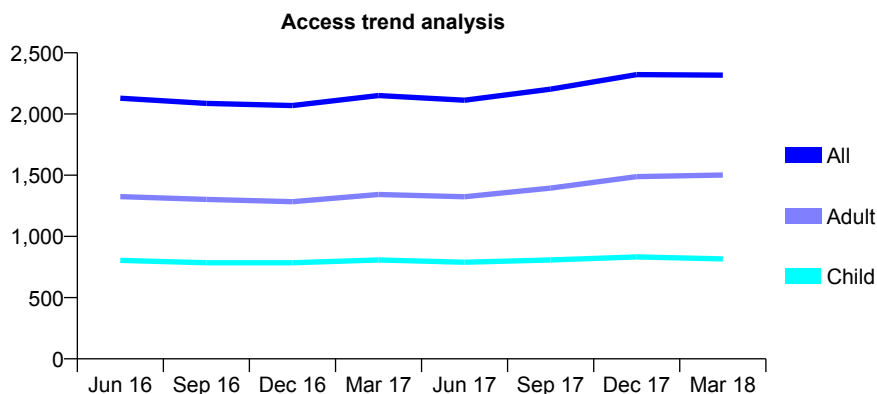
Q63 - Vital Signs At a Glance Contract Report for 124966/0001 - March 2018

Name or company name	Malden Dental Care
Contract type name	GDS Contract
Purpose of contract	General
Contract start date	01/06/2010
Contract end date	

17/18 Contracted general activity (UDA)	5,300
Carry forward general activity (UDA)	8
17/18 Contracted orthodontic activity (UOA)	0
Carry forward orthodontic activity (UOA)	0
Baseline contract value	£148,566.25

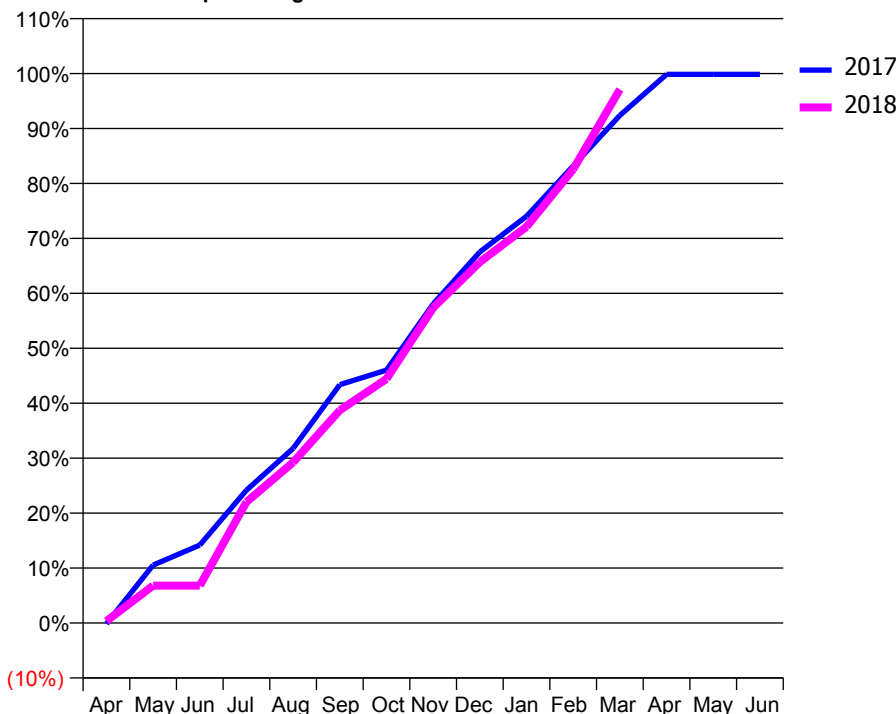
ACCESS*

Patients seen in 24 months	Total	Change since previous quarter
Quarter ending March 2017	2,151	
Quarter ending June 2017	2,113	↓
Quarter ending September 2017	2,203	↑
Quarter ending December 2017	2,322	↑
Quarter ending March 2018	2,318	→
Variance since March 2017	7.8%	↑



ACTIVITY

Cumulative percentage of contracted UDA delivered 2017 & 2018



Adjusted Scheduled Activity (UDA)

Month	2017	2018
April	-8	19
May	559	361
June	752	361
July	1,281	1,167
August	1,684	1,550
September	2,299	2,052
October	2,439	2,354
November	3,077	3,040
December	3,579	3,481
January	3,923	3,821
February	4,408	4,377
March	4,896	5,147
April	5,292	
May	5,292	
June	5,292	

QUALITY

	Quantity	Base Number	Contract	AT	Region	England
% of FP17s for the same patient ID Re-attending within 3 months - Children	75	1,048	7.2%	10.1%	11.5%	11.9%
% of FP17s for the same patient ID Re-attending within 3 months - Adults	212	1,648	12.9%	15.5%	16.8%	16.0%
% of FP17s for the same patient ID Re-attending between 3 & 9 months - Children	441	1,048	42.1%	48.4%	47.7%	58.3%
% of FP17s for the same patient ID Re-attending between 3 & 9 months - Adults	557	1,648	33.8%	38.1%	38.2%	50.3%
% of FP17s for Band 1 Urgent Courses	223	2,532	8.8%	10.1%	10.6%	9.1%
% of FP17s Relating to Free Repair or Replacements	4	2,532	0.2%	0.6%	0.6%	0.8%
% of FP17s Relating to Continuations	2	2,532	0.1%	0.9%	0.8%	1.0%
% of Patients satisfied with the dentistry they have received	3	3	N/A	90.1%	89.3%	91.5%
% of Patients satisfied with the time they had to wait for an appointment	3	3	N/A	86.9%	84.4%	87.9%

* This is based on patients treated on this contract for their most recent course of treatment. Figures in italics indicate the base number of FP17s or Patient Questionnaire responses are less than 100. N/A is shown where the base number of responses is less than 10 during the period. % is calculated as Quantity/Base number*100

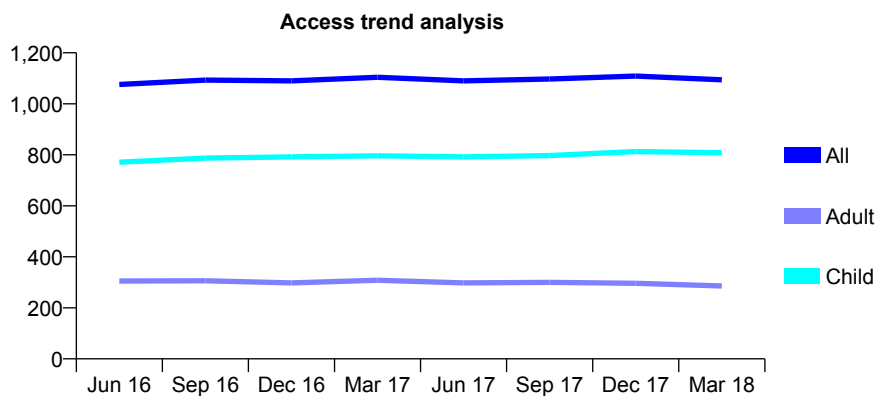
Q63 - Vital Signs At a Glance Contract Report for 125180/0001 - March 2018

Name or company name	Haynes Dental Ltd
Contract type name	GDS Contract
Purpose of contract	General
Contract start date	01/04/2012
Contract end date	

17/18 Contracted general activity (UDA)	2,430
Carry forward general activity (UDA)	-4
17/18 Contracted orthodontic activity (UOA)	0
Carry forward orthodontic activity (UOA)	0
Baseline contract value	£58,173.12

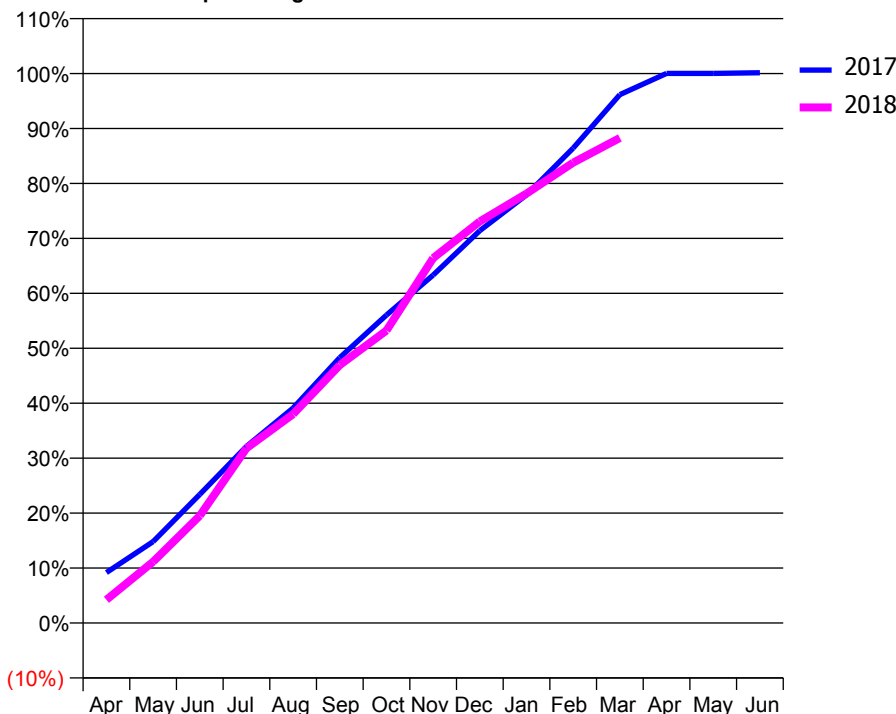
ACCESS*

Patients seen in 24 months	Total	Change since previous quarter
Quarter ending March 2017	1,104	
Quarter ending June 2017	1,090	↓
Quarter ending September 2017	1,097	→
Quarter ending December 2017	1,109	→
Quarter ending March 2018	1,094	↓
Variance since March 2017	(0.9%)	→



ACTIVITY

Cumulative percentage of contracted UDA delivered 2017 & 2018



Month	Adjusted Scheduled Activity (UDA)	
	2017	2018
April	223	103
May	360	271
June	569	475
July	781	773
August	951	924
September	1,174	1,141
October	1,362	1,293
November	1,539	1,614
December	1,735	1,776
January	1,893	1,899
February	2,100	2,036
March	2,337	2,145
April	2,431	
May	2,431	
June	2,434	

QUALITY

	Quantity	Base Number	Contract	AT	Region	England
% of FP17s for the same patient ID Re-attending within 3 months - Children	95	994	9.6%	10.1%	11.5%	11.9%
% of FP17s for the same patient ID Re-attending within 3 months - Adults	49	254	19.3%	15.5%	16.8%	16.0%
% of FP17s for the same patient ID Re-attending between 3 & 9 months - Children	505	994	50.8%	48.4%	47.7%	58.3%
% of FP17s for the same patient ID Re-attending between 3 & 9 months - Adults	107	254	42.1%	38.1%	38.2%	50.3%
% of FP17s for Band 1 Urgent Courses	18	1,192	1.5%	10.1%	10.6%	9.1%
% of FP17s Relating to Free Repair or Replacements	0	1,192	0.0%	0.6%	0.6%	0.8%
% of FP17s Relating to Continuations	37	1,192	3.1%	0.9%	0.8%	1.0%
% of Patients satisfied with the dentistry they have received	1	1	N/A	90.1%	89.3%	91.5%
% of Patients satisfied with the time they had to wait for an appointment	1	1	N/A	86.9%	84.4%	87.9%

* This is based on patients treated on this contract for their most recent course of treatment. Figures in italics indicate the base number of FP17s or Patient Questionnaire responses are less than 100. N/A is shown where the base number of responses is less than 10 during the period. % is calculated as Quantity/Base number*100

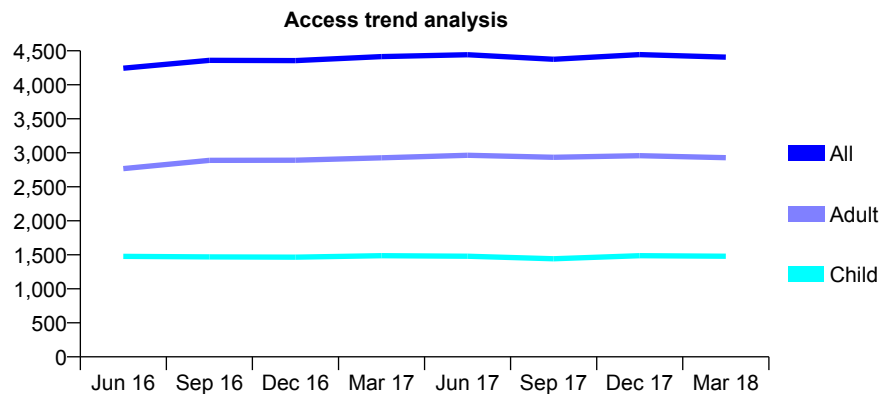
Q63 - Vital Signs At a Glance Contract Report for 125482/0001 - March 2018

Name or company name	Linden Lodge Dental Practice
Contract type name	GDS Contract
Purpose of contract	General
Contract start date	01/04/2010
Contract end date	

17/18 Contracted general activity (UDA)	13,278
Carry forward general activity (UDA)	-266
17/18 Contracted orthodontic activity (UOA)	0
Carry forward orthodontic activity (UOA)	0
Baseline contract value	£367,003.02

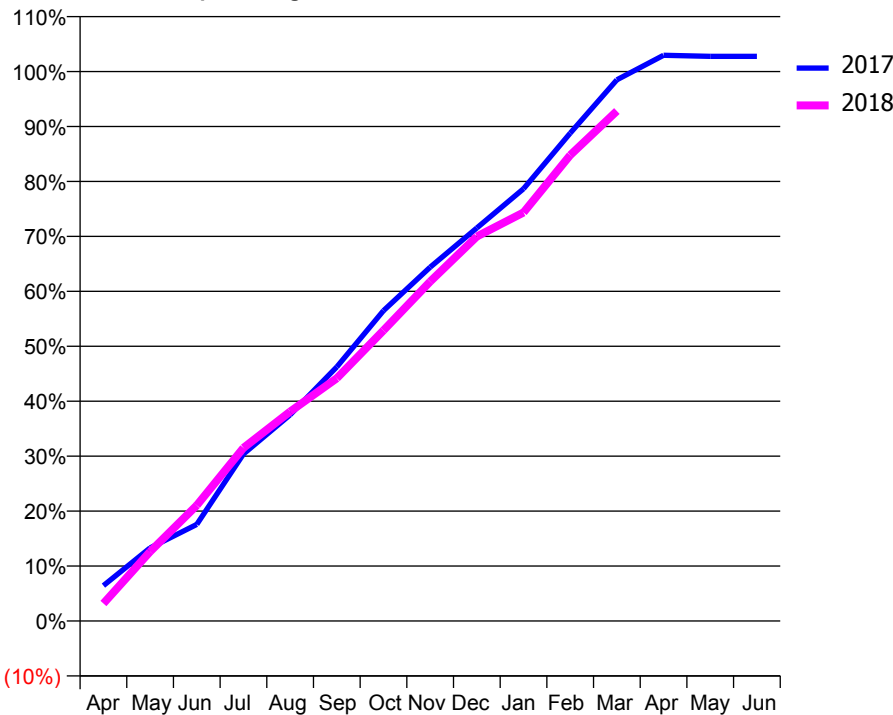
ACCESS*

Patients seen in 24 months	Total	Change since previous quarter
Quarter ending March 2017	4,414	
Quarter ending June 2017	4,443	→
Quarter ending September 2017	4,376	↓
Quarter ending December 2017	4,445	→
Quarter ending March 2018	4,407	→
Variance since March 2017	(0.2%)	→



ACTIVITY

Cumulative percentage of contracted UDA delivered 2017 & 2018



Month	Adjusted Scheduled Activity (UDA)	
	2017	2018
April	855	424
May	1,766	1,677
June	2,333	2,794
July	4,035	4,183
August	4,985	5,060
September	6,139	5,867
October	7,499	7,023
November	8,549	8,203
December	9,497	9,290
January	10,444	9,870
February	11,787	11,258
March	13,078	12,323
April	13,670	
May	13,644	
June	13,644	

QUALITY

	Quantity	Base Number	Contract	AT	Region	England
% of FP17s for the same patient ID Re-attending within 3 months - Children	80	1,466	5.5%	10.1%	11.5%	11.9%
% of FP17s for the same patient ID Re-attending within 3 months - Adults	240	2,556	9.4%	15.5%	16.8%	16.0%
% of FP17s for the same patient ID Re-attending between 3 & 9 months - Children	529	1,466	36.1%	48.4%	47.7%	58.3%
% of FP17s for the same patient ID Re-attending between 3 & 9 months - Adults	763	2,556	29.9%	38.1%	38.2%	50.3%
% of FP17s for Band 1 Urgent Courses	301	3,878	7.8%	10.1%	10.6%	9.1%
% of FP17s Relating to Free Repair or Replacements	18	3,878	0.5%	0.6%	0.6%	0.8%
% of FP17s Relating to Continuations	3	3,878	0.1%	0.9%	0.8%	1.0%
% of Patients satisfied with the dentistry they have received	0	0	N/A	90.1%	89.3%	91.5%
% of Patients satisfied with the time they had to wait for an appointment	0	0	N/A	86.9%	84.4%	87.9%

* This is based on patients treated on this contract for their most recent course of treatment. Figures in italics indicate the base number of FP17s or Patient Questionnaire responses are less than 100. N/A is shown where the base number of responses is less than 10 during the period. % is calculated as Quantity/Base number*100

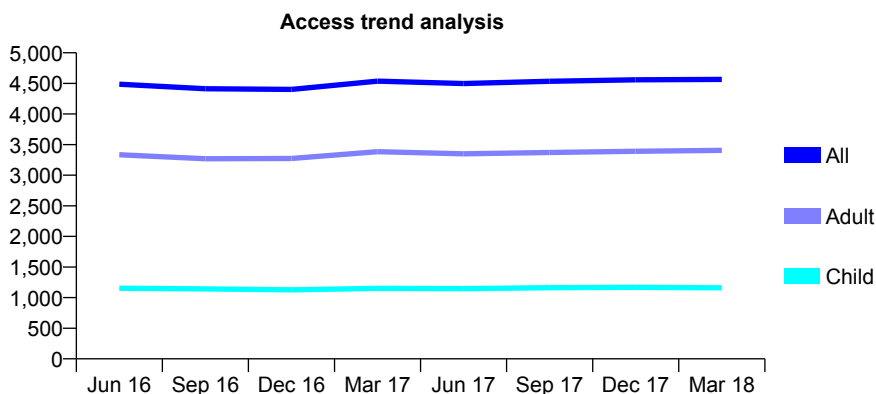
Q63 - Vital Signs At a Glance Contract Report for 125660/0001 - March 2018

Name or company name	Crook Log Dental Liimited
Contract type name	GDS Contract
Purpose of contract	General
Contract start date	01/04/2011
Contract end date	

17/18 Contracted general activity (UDA)	11,462
Carry forward general activity (UDA)	20
17/18 Contracted orthodontic activity (UOA)	0
Carry forward orthodontic activity (UOA)	0
Baseline contract value	£325,099.88

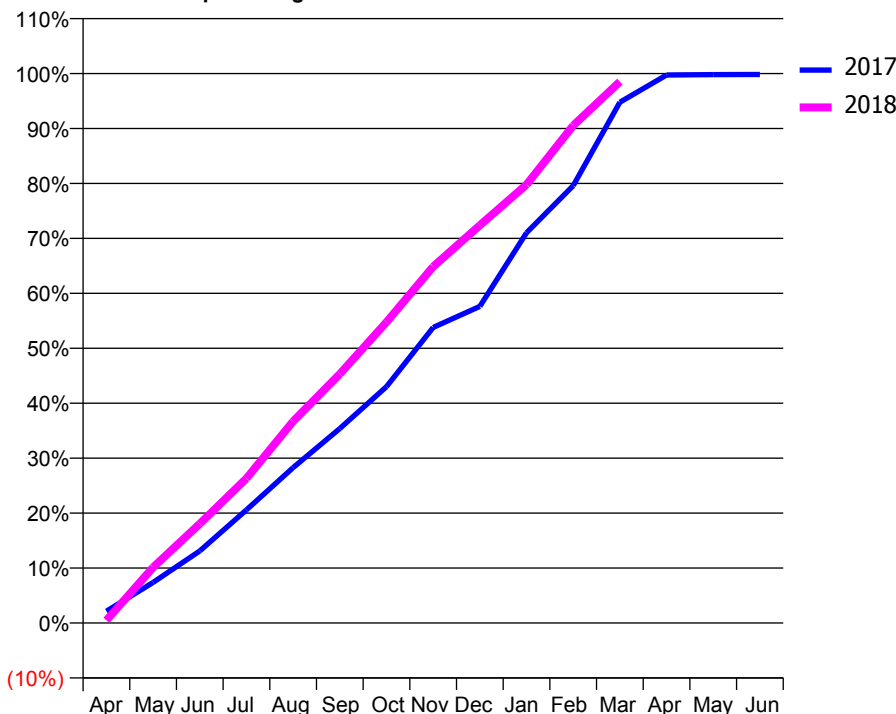
ACCESS*

Patients seen in 24 months	Total	Change since previous quarter
Quarter ending March 2017	4,536	
Quarter ending June 2017	4,497	→
Quarter ending September 2017	4,534	→
Quarter ending December 2017	4,559	→
Quarter ending March 2018	4,566	→
Variance since March 2017	0.7%	→



ACTIVITY

Cumulative percentage of contracted UDA delivered 2017 & 2018



Month	Adjusted Scheduled Activity (UDA)	
	2017	2018
April	245	58
May	846	1,161
June	1,504	2,070
July	2,360	3,016
August	3,242	4,206
September	4,056	5,195
October	4,930	6,278
November	6,166	7,433
December	6,606	8,296
January	8,140	9,144
February	9,123	10,377
March	10,862	11,292
April	11,431	
May	11,439	
June	11,442	

QUALITY

	Quantity	Base Number	Contract	AT	Region	England
% of FP17s for the same patient ID Re-attending within 3 months - Children	105	1,744	6.0%	10.1%	11.5%	11.9%
% of FP17s for the same patient ID Re-attending within 3 months - Adults	516	4,898	10.5%	15.5%	16.8%	16.0%
% of FP17s for the same patient ID Re-attending between 3 & 9 months - Children	954	1,744	54.7%	48.4%	47.7%	58.3%
% of FP17s for the same patient ID Re-attending between 3 & 9 months - Adults	2,885	4,898	58.9%	38.1%	38.2%	50.3%
% of FP17s for Band 1 Urgent Courses	476	5,651	8.4%	10.1%	10.6%	9.1%
% of FP17s Relating to Free Repair or Replacements	22	5,651	0.4%	0.6%	0.6%	0.8%
% of FP17s Relating to Continuations	3	5,651	0.1%	0.9%	0.8%	1.0%
% of Patients satisfied with the dentistry they have received	4	5	N/A	90.1%	89.3%	91.5%
% of Patients satisfied with the time they had to wait for an appointment	4	5	N/A	86.9%	84.4%	87.9%

* This is based on patients treated on this contract for their most recent course of treatment. Figures in italics indicate the base number of FP17s or Patient Questionnaire responses are less than 100. N/A is shown where the base number of responses is less than 10 during the period. % is calculated as Quantity/Base number*100

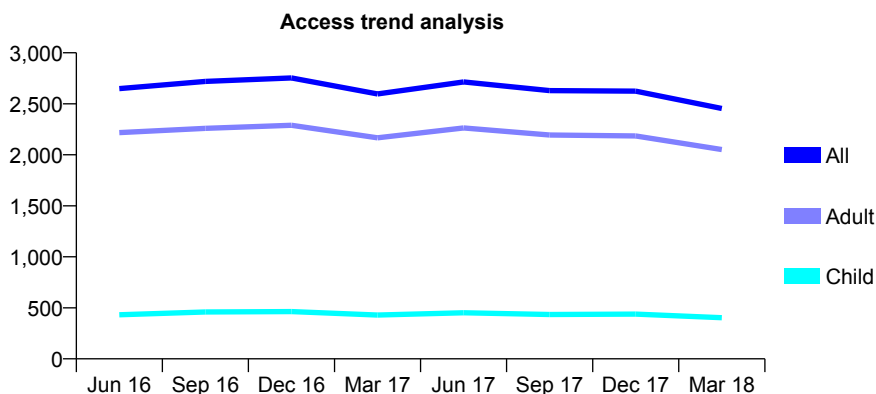
Q63 - Vital Signs At a Glance Contract Report for 125768/0001 - March 2018

Name or company name	Camberdent Ltd
Contract type name	GDS Contract
Purpose of contract	General
Contract start date	02/11/2009
Contract end date	

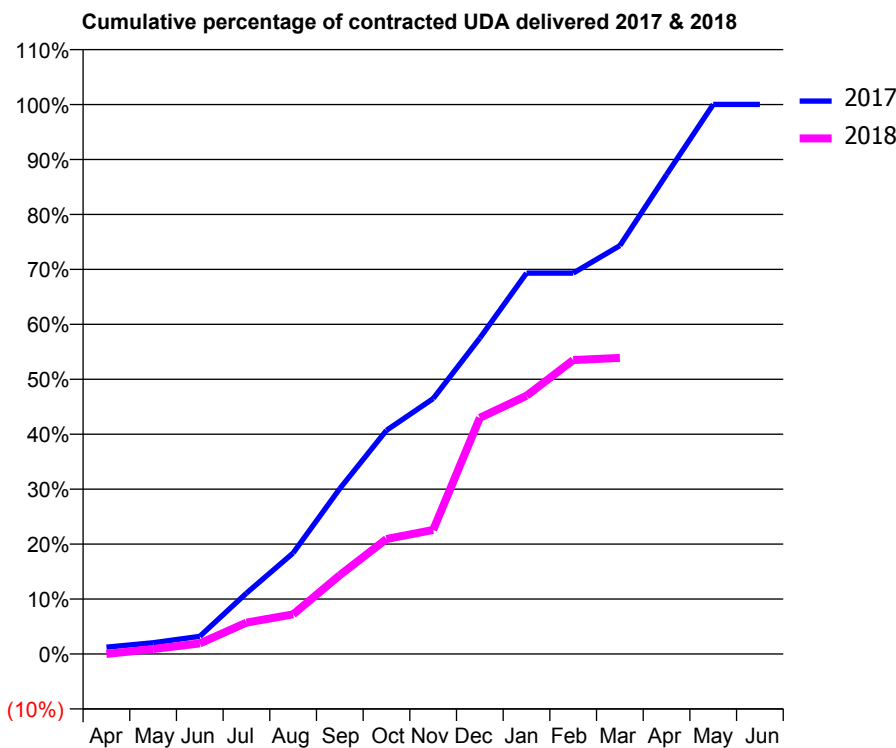
17/18 Contracted general activity (UDA)	8,500
Carry forward general activity (UDA)	0
17/18 Contracted orthodontic activity (UOA)	0
Carry forward orthodontic activity (UOA)	0
Baseline contract value	£266,913.01

ACCESS*

Patients seen in 24 months	Total	Change since previous quarter
Quarter ending March 2017	2,597	
Quarter ending June 2017	2,715	↑
Quarter ending September 2017	2,629	↓
Quarter ending December 2017	2,624	→
Quarter ending March 2018	2,454	↓
Variance since March 2017	(5.5%)	↓



ACTIVITY



Month	Adjusted Scheduled Activity (UDA)	
	2017	2018
April	110	0
May	180	78
June	284	164
July	976	487
August	1,619	614
September	2,649	1,220
October	3,582	1,779
November	4,091	1,919
December	5,061	3,654
January	6,102	3,995
February	6,102	4,547
March	6,541	4,581
April	7,680	
May	8,802	
June	8,802	

QUALITY

	Quantity	Base Number	Contract	AT	Region	England
% of FP17s for the same patient ID Re-attending within 3 months - Children	10	344	2.9%	10.1%	11.5%	11.9%
% of FP17s for the same patient ID Re-attending within 3 months - Adults	95	1,773	5.4%	15.5%	16.8%	16.0%
% of FP17s for the same patient ID Re-attending between 3 & 9 months - Children	76	344	22.1%	48.4%	47.7%	58.3%
% of FP17s for the same patient ID Re-attending between 3 & 9 months - Adults	597	1,773	33.7%	38.1%	38.2%	50.3%
% of FP17s for Band 1 Urgent Courses	2	1,505	0.1%	10.1%	10.6%	9.1%
% of FP17s Relating to Free Repair or Replacements	0	1,505	0.0%	0.6%	0.6%	0.8%
% of FP17s Relating to Continuations	0	1,505	0.0%	0.9%	0.8%	1.0%
% of Patients satisfied with the dentistry they have received	3	3	N/A	90.1%	89.3%	91.5%
% of Patients satisfied with the time they had to wait for an appointment	3	3	N/A	86.9%	84.4%	87.9%

* This is based on patients treated on this contract for their most recent course of treatment. Figures in italics indicate the base number of FP17s or Patient Questionnaire responses are less than 100. N/A is shown where the base number of responses is less than 10 during the period. % is calculated as Quantity/Base number*100

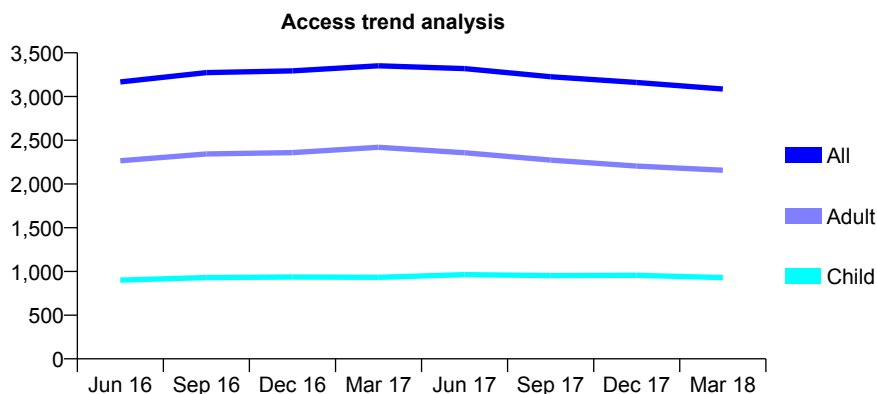
Q63 - Vital Signs At a Glance Contract Report for 125776/0002 - March 2018

Name or company name	Apex Dental Care Ltd
Contract type name	GDS Contract
Purpose of contract	General
Contract start date	01/03/2009
Contract end date	

17/18 Contracted general activity (UDA)	9,665
Carry forward general activity (UDA)	-151
17/18 Contracted orthodontic activity (UOA)	0
Carry forward orthodontic activity (UOA)	0
Baseline contract value	£253,492.61

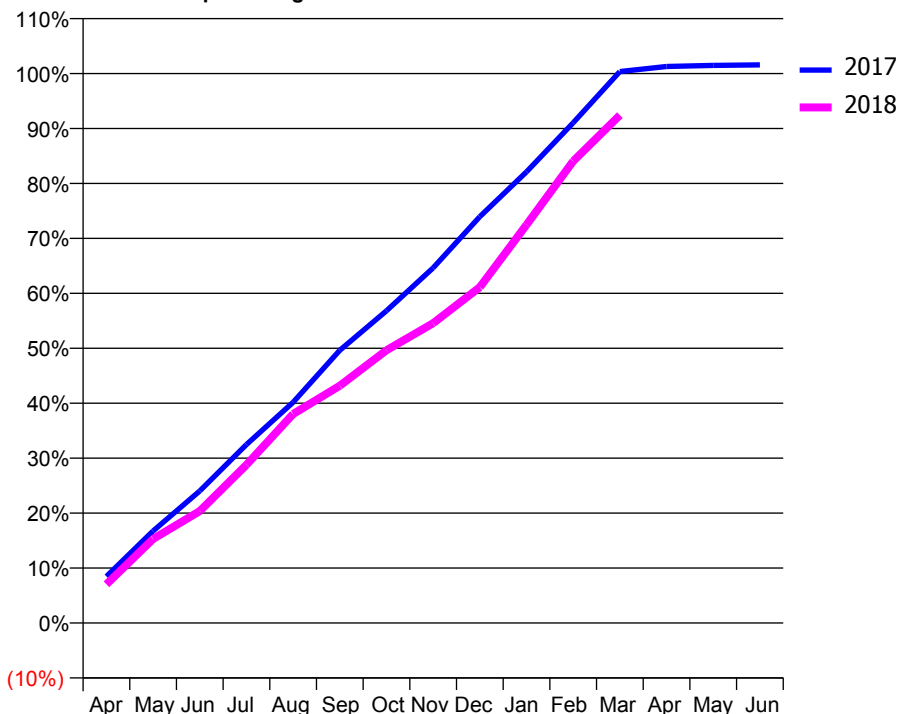
ACCESS*

Patients seen in 24 months	Total	Change since previous quarter
Quarter ending March 2017	3,352	
Quarter ending June 2017	3,320	→
Quarter ending September 2017	3,226	↓
Quarter ending December 2017	3,160	↓
Quarter ending March 2018	3,086	↓
Variance since March 2017	(7.9%)	↓



ACTIVITY

Cumulative percentage of contracted UDA delivered 2017 & 2018



Adjusted Scheduled Activity (UDA)

Month	2017	2018
April	819	682
May	1,619	1,480
June	2,322	1,968
July	3,138	2,784
August	3,883	3,677
September	4,797	4,175
October	5,492	4,798
November	6,248	5,273
December	7,147	5,907
January	7,937	7,005
February	8,799	8,123
March	9,699	8,931
April	9,789	
May	9,806	
June	9,816	

QUALITY

	Quantity	Base Number	Contract	AT	Region	England
% of FP17s for the same patient ID Re-attending within 3 months - Children	165	1,203	13.7%	10.1%	11.5%	11.9%
% of FP17s for the same patient ID Re-attending within 3 months - Adults	591	2,505	23.6%	15.5%	16.8%	16.0%
% of FP17s for the same patient ID Re-attending between 3 & 9 months - Children	505	1,203	42.0%	48.4%	47.7%	58.3%
% of FP17s for the same patient ID Re-attending between 3 & 9 months - Adults	989	2,505	39.5%	38.1%	38.2%	50.3%
% of FP17s for Band 1 Urgent Courses	686	3,642	18.8%	10.1%	10.6%	9.1%
% of FP17s Relating to Free Repair or Replacements	21	3,642	0.6%	0.6%	0.6%	0.8%
% of FP17s Relating to Continuations	44	3,642	1.2%	0.9%	0.8%	1.0%
% of Patients satisfied with the dentistry they have received	0	0	N/A	90.1%	89.3%	91.5%
% of Patients satisfied with the time they had to wait for an appointment	0	0	N/A	86.9%	84.4%	87.9%

* This is based on patients treated on this contract for their most recent course of treatment. Figures in italics indicate the base number of FP17s or Patient Questionnaire responses are less than 100. N/A is shown where the base number of responses is less than 10 during the period. % is calculated as Quantity/Base number*100

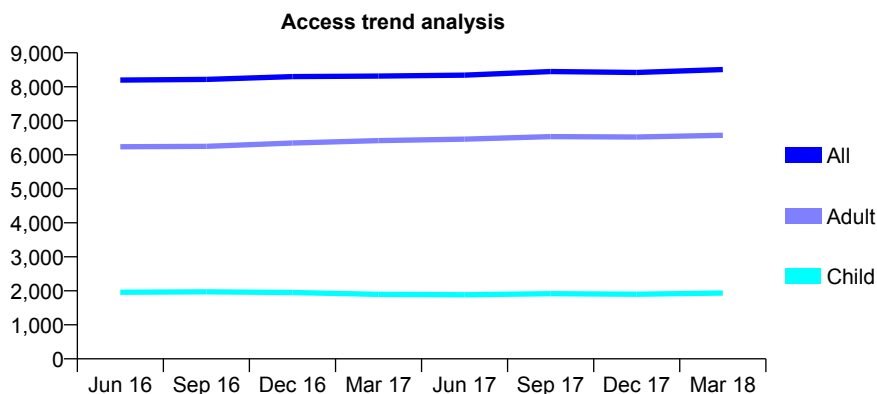
Q63 - Vital Signs At a Glance Contract Report for 126365/0001 - March 2018

Name or company name	Dental Arts Studio - Clapham (Dental Care)
Contract type name	GDS Contract
Purpose of contract	General
Contract start date	11/08/2010
Contract end date	

17/18 Contracted general activity (UDA)	20,103
Carry forward general activity (UDA)	329
17/18 Contracted orthodontic activity (UOA)	0
Carry forward orthodontic activity (UOA)	0
Baseline contract value	£567,317.50

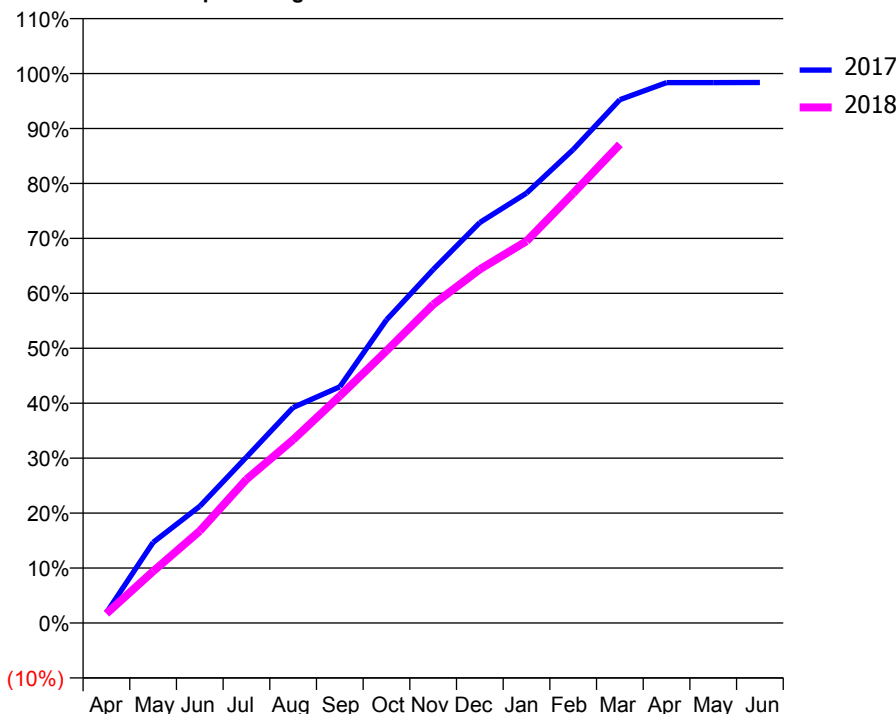
ACCESS*

Patients seen in 24 months	Total	Change since previous quarter
Quarter ending March 2017	8,316	
Quarter ending June 2017	8,343	→
Quarter ending September 2017	8,449	→
Quarter ending December 2017	8,423	→
Quarter ending March 2018	8,509	→
Variance since March 2017	2.3%	↑



ACTIVITY

Cumulative percentage of contracted UDA delivered 2017 & 2018



Month	Adjusted Scheduled Activity (UDA)	
	2017	2018
April	378	344
May	2,948	1,891
June	4,271	3,367
July	6,071	5,259
August	7,884	6,703
September	8,640	8,307
October	11,093	9,959
November	12,928	11,653
December	14,654	12,938
January	15,726	13,969
February	17,321	15,720
March	19,144	17,513
April	19,771	
May	19,772	
June	19,774	

QUALITY

	Quantity	Base Number	Contract	AT	Region	England
% of FP17s for the same patient ID Re-attending within 3 months - Children	128	2,182	5.9%	10.1%	11.5%	11.9%
% of FP17s for the same patient ID Re-attending within 3 months - Adults	791	6,211	12.7%	15.5%	16.8%	16.0%
% of FP17s for the same patient ID Re-attending between 3 & 9 months - Children	831	2,182	38.1%	48.4%	47.7%	58.3%
% of FP17s for the same patient ID Re-attending between 3 & 9 months - Adults	1,678	6,211	27.0%	38.1%	38.2%	50.3%
% of FP17s for Band 1 Urgent Courses	904	8,092	11.2%	10.1%	10.6%	9.1%
% of FP17s Relating to Free Repair or Replacements	21	8,092	0.3%	0.6%	0.6%	0.8%
% of FP17s Relating to Continuations	77	8,092	1.0%	0.9%	0.8%	1.0%
% of Patients satisfied with the dentistry they have received	5	5	N/A	90.1%	89.3%	91.5%
% of Patients satisfied with the time they had to wait for an appointment	5	5	N/A	86.9%	84.4%	87.9%

* This is based on patients treated on this contract for their most recent course of treatment. Figures in italics indicate the base number of FP17s or Patient Questionnaire responses are less than 100. N/A is shown where the base number of responses is less than 10 during the period. % is calculated as Quantity/Base number*100

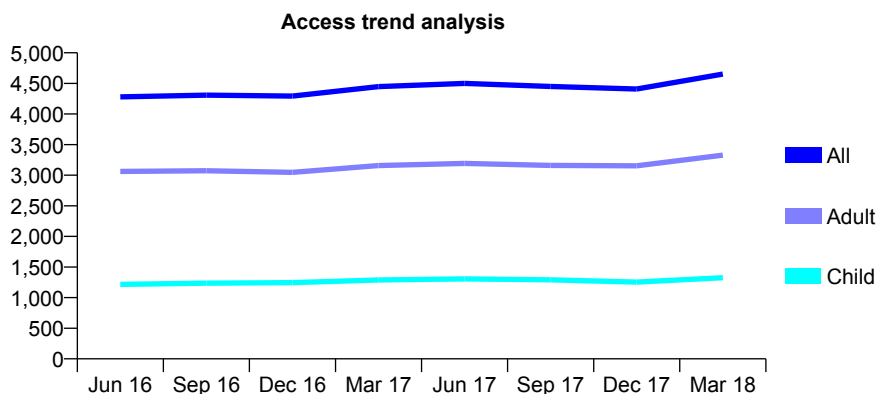
Q63 - Vital Signs At a Glance Contract Report for 126632/0001 - March 2018

Name or company name	Perfect Smile Surgery Limited
Contract type name	GDS Contract
Purpose of contract	General
Contract start date	01/11/2007
Contract end date	

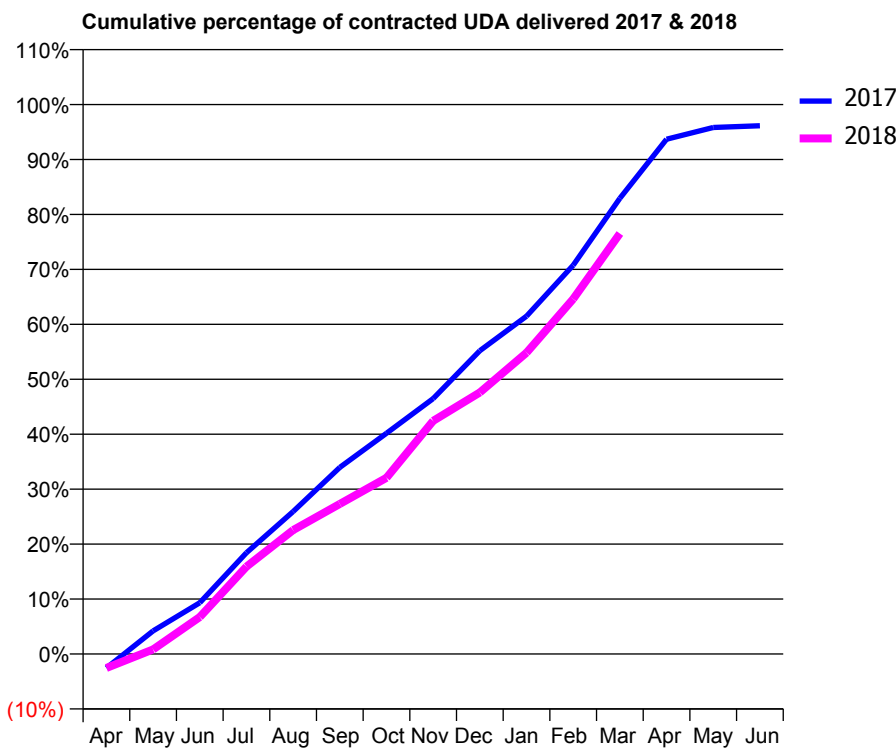
17/18 Contracted general activity (UDA)	12,086
Carry forward general activity (UDA)	469
17/18 Contracted orthodontic activity (UOA)	0
Carry forward orthodontic activity (UOA)	0
Baseline contract value	£312,865.07

ACCESS*

Patients seen in 24 months	Total	Change since previous quarter
Quarter ending March 2017	4,448	
Quarter ending June 2017	4,500	→
Quarter ending September 2017	4,450	↓
Quarter ending December 2017	4,408	→
Quarter ending March 2018	4,652	↑
Variance since March 2017	4.6%	↑



ACTIVITY



Month	Adjusted Scheduled Activity (UDA)	
	2017	2018
April	-311	-311
May	508	102
June	1,128	814
July	2,228	1,923
August	3,133	2,725
September	4,104	3,301
October	4,855	3,874
November	5,619	5,130
December	6,670	5,754
January	7,430	6,626
February	8,550	7,810
March	10,024	9,250
April	11,324	
May	11,581	
June	11,617	

QUALITY

	Quantity	Base Number	Contract	AT	Region	England
% of FP17s for the same patient ID Re-attending within 3 months - Children	124	1,629	7.6%	10.1%	11.5%	11.9%
% of FP17s for the same patient ID Re-attending within 3 months - Adults	612	3,754	16.3%	15.5%	16.8%	16.0%
% of FP17s for the same patient ID Re-attending between 3 & 9 months - Children	737	1,629	45.2%	48.4%	47.7%	58.3%
% of FP17s for the same patient ID Re-attending between 3 & 9 months - Adults	1,228	3,754	32.7%	38.1%	38.2%	50.3%
% of FP17s for Band 1 Urgent Courses	664	4,865	13.6%	10.1%	10.6%	9.1%
% of FP17s Relating to Free Repair or Replacements	10	4,865	0.2%	0.6%	0.6%	0.8%
% of FP17s Relating to Continuations	73	4,865	1.5%	0.9%	0.8%	1.0%
% of Patients satisfied with the dentistry they have received	3	3	N/A	90.1%	89.3%	91.5%
% of Patients satisfied with the time they had to wait for an appointment	3	3	N/A	86.9%	84.4%	87.9%

* This is based on patients treated on this contract for their most recent course of treatment. Figures in italics indicate the base number of FP17s or Patient Questionnaire responses are less than 100. N/A is shown where the base number of responses is less than 10 during the period. % is calculated as Quantity/Base number*100

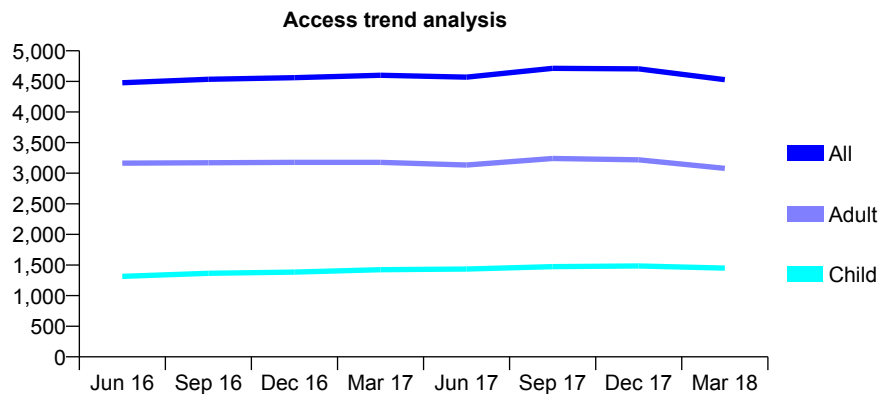
Q63 - Vital Signs At a Glance Contract Report for 126632/0003 - March 2018

Name or company name	Perfect Smile Surgery Limited
Contract type name	GDS Contract
Purpose of contract	General
Contract start date	01/04/2010
Contract end date	

17/18 Contracted general activity (UDA)	8,000
Carry forward general activity (UDA)	-148
17/18 Contracted orthodontic activity (UOA)	0
Carry forward orthodontic activity (UOA)	0
Baseline contract value	£188,860.15

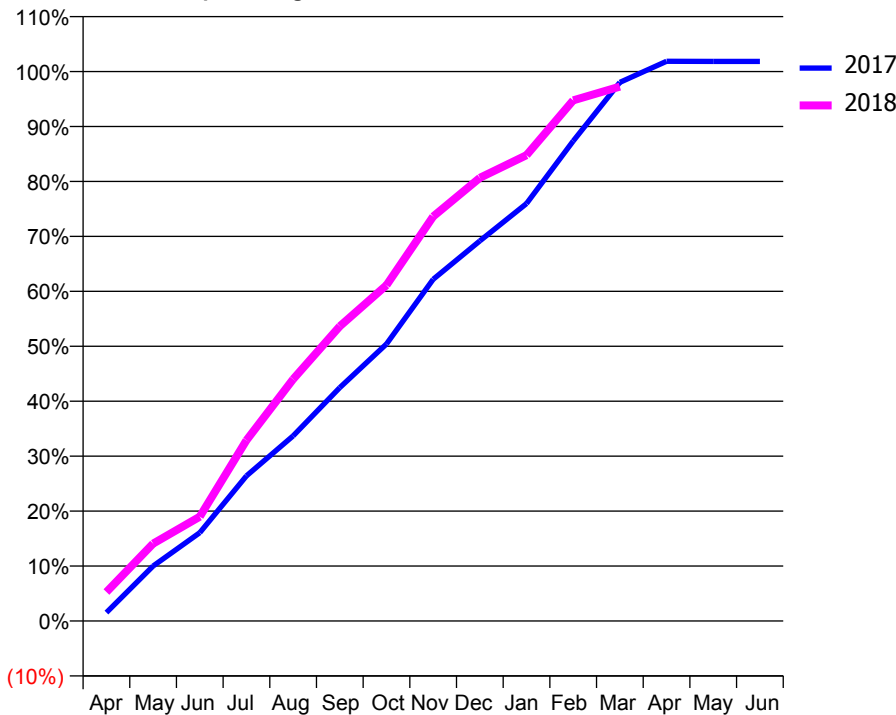
ACCESS*

Patients seen in 24 months	Total	Change since previous quarter
Quarter ending March 2017	4,601	
Quarter ending June 2017	4,569	→
Quarter ending September 2017	4,713	↑
Quarter ending December 2017	4,704	→
Quarter ending March 2018	4,528	↓
Variance since March 2017	(1.6%)	↓



ACTIVITY

Cumulative percentage of contracted UDA delivered 2017 & 2018



Month	Adjusted Scheduled Activity (UDA)	
	2017	2018
April	124	423
May	801	1,126
June	1,286	1,520
July	2,113	2,631
August	2,696	3,520
September	3,398	4,291
October	4,034	4,889
November	4,975	5,890
December	5,533	6,452
January	6,078	6,782
February	6,987	7,581
March	7,843	7,780
April	8,149	
May	8,148	
June	8,148	

QUALITY

	Quantity	Base Number	Contract	AT	Region	England
% of FP17s for the same patient ID Re-attending within 3 months - Children	114	1,601	7.1%	10.1%	11.5%	11.9%
% of FP17s for the same patient ID Re-attending within 3 months - Adults	401	2,878	13.9%	15.5%	16.8%	16.0%
% of FP17s for the same patient ID Re-attending between 3 & 9 months - Children	710	1,601	44.3%	48.4%	47.7%	58.3%
% of FP17s for the same patient ID Re-attending between 3 & 9 months - Adults	839	2,878	29.2%	38.1%	38.2%	50.3%
% of FP17s for Band 1 Urgent Courses	622	4,303	14.5%	10.1%	10.6%	9.1%
% of FP17s Relating to Free Repair or Replacements	5	4,303	0.1%	0.6%	0.6%	0.8%
% of FP17s Relating to Continuations	26	4,303	0.6%	0.9%	0.8%	1.0%
% of Patients satisfied with the dentistry they have received	1	2	N/A	90.1%	89.3%	91.5%
% of Patients satisfied with the time they had to wait for an appointment	1	2	N/A	86.9%	84.4%	87.9%

* This is based on patients treated on this contract for their most recent course of treatment. Figures in italics indicate the base number of FP17s or Patient Questionnaire responses are less than 100. N/A is shown where the base number of responses is less than 10 during the period. % is calculated as Quantity/Base number*100

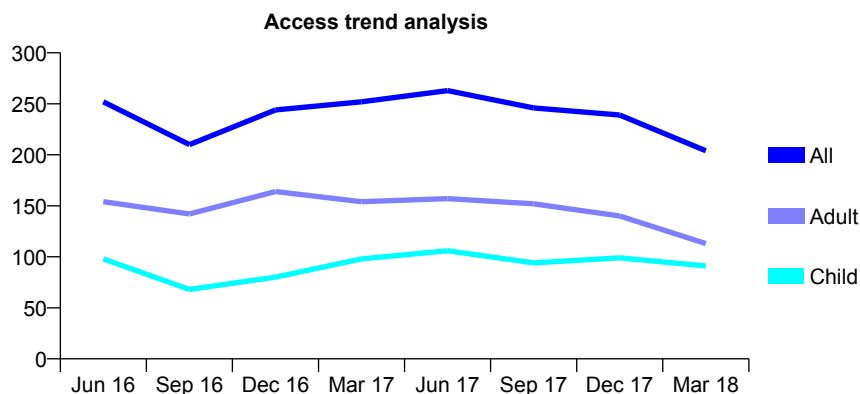
Q63 - Vital Signs At a Glance Contract Report for 129410/0001 - March 2018

Name or company name	Miss N Khoobehi
Contract type name	GDS Contract
Purpose of contract	General
Contract start date	29/06/2012
Contract end date	

17/18 Contracted general activity (UDA)	844
Carry forward general activity (UDA)	0
17/18 Contracted orthodontic activity (UOA)	0
Carry forward orthodontic activity (UOA)	0
Baseline contract value	£23,807.94

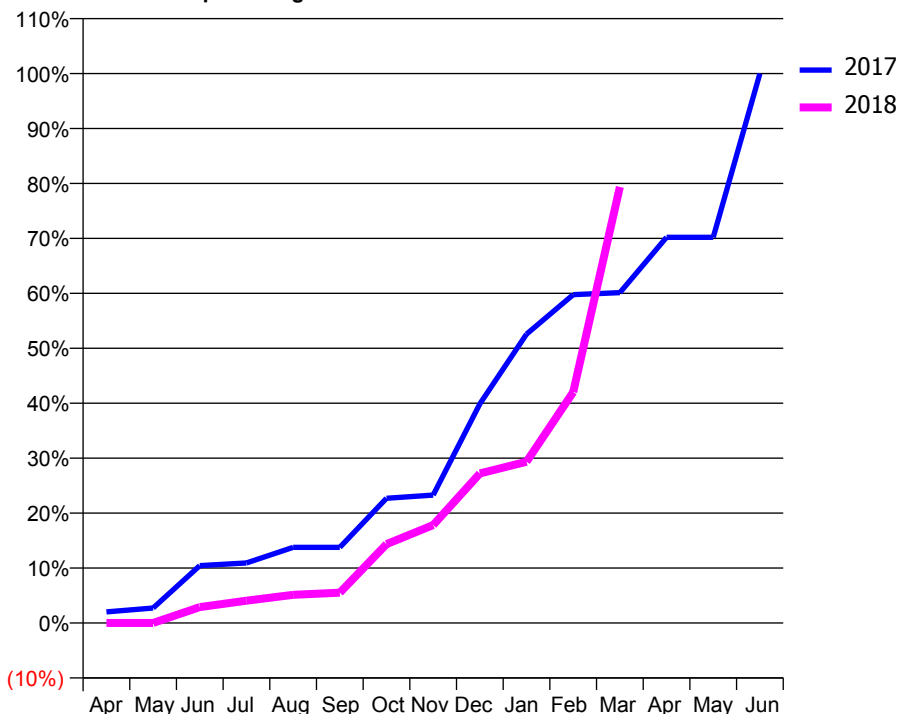
ACCESS*

Patients seen in 24 months	Total	Change since previous quarter
Quarter ending March 2017	252	
Quarter ending June 2017	263	↑
Quarter ending September 2017	246	↓
Quarter ending December 2017	239	↓
Quarter ending March 2018	204	↓
Variance since March 2017	(19.0%)	↓



ACTIVITY

Cumulative percentage of contracted UDA delivered 2017 & 2018



Month	Adjusted Scheduled Activity (UDA)	
	2017	2018
April	17	0
May	23	0
June	88	24
July	92	34
August	116	43
September	116	47
October	192	121
November	197	150
December	337	230
January	444	248
February	504	355
March	507	670
April	592	
May	592	
June	844	

QUALITY

	Quantity	Base Number	Contract	AT	Region	England
% of FP17s for the same patient ID Re-attending within 3 months - Children	4	137	2.9%	10.1%	11.5%	11.9%
% of FP17s for the same patient ID Re-attending within 3 months - Adults	3	138	2.2%	15.5%	16.8%	16.0%
% of FP17s for the same patient ID Re-attending between 3 & 9 months - Children	24	137	17.5%	48.4%	47.7%	58.3%
% of FP17s for the same patient ID Re-attending between 3 & 9 months - Adults	33	138	23.9%	38.1%	38.2%	50.3%
% of FP17s for Band 1 Urgent Courses	20	196	10.2%	10.1%	10.6%	9.1%
% of FP17s Relating to Free Repair or Replacements	0	196	0.0%	0.6%	0.6%	0.8%
% of FP17s Relating to Continuations	0	196	0.0%	0.9%	0.8%	1.0%
% of Patients satisfied with the dentistry they have received	0	0	N/A	90.1%	89.3%	91.5%
% of Patients satisfied with the time they had to wait for an appointment	0	0	N/A	86.9%	84.4%	87.9%

* This is based on patients treated on this contract for their most recent course of treatment. Figures in italics indicate the base number of FP17s or Patient Questionnaire responses are less than 100. N/A is shown where the base number of responses is less than 10 during the period. % is calculated as Quantity/Base number*100

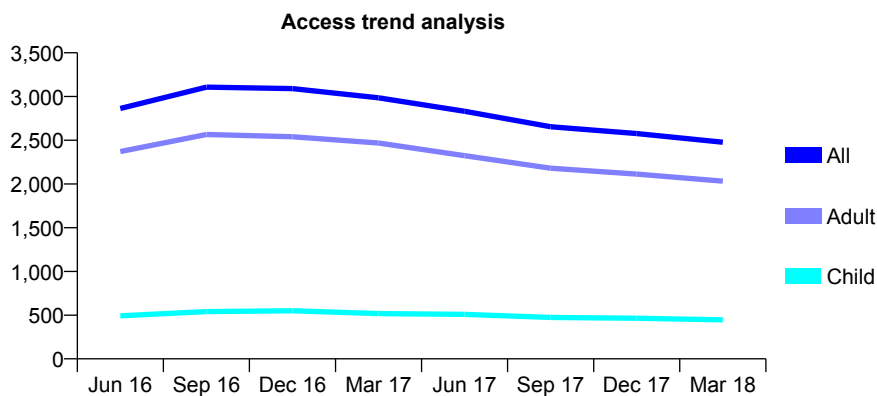
Q63 - Vital Signs At a Glance Contract Report for 129682/0001 - March 2018

Name or company name	Jazz Dental Practice
Contract type name	GDS Contract
Purpose of contract	General
Contract start date	30/05/2014
Contract end date	

17/18 Contracted general activity (UDA)	9,543
Carry forward general activity (UDA)	-173
17/18 Contracted orthodontic activity (UOA)	0
Carry forward orthodontic activity (UOA)	0
Baseline contract value	£237,963.09

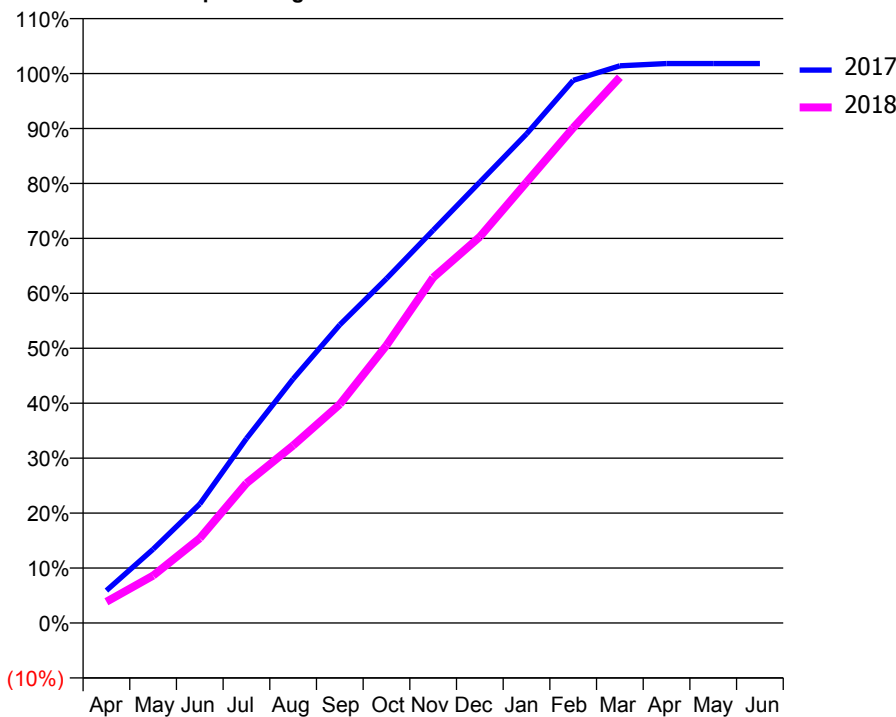
ACCESS*

Patients seen in 24 months	Total	Change since previous quarter
Quarter ending March 2017	2,986	
Quarter ending June 2017	2,832	↓
Quarter ending September 2017	2,654	↓
Quarter ending December 2017	2,577	↓
Quarter ending March 2018	2,478	↓
Variance since March 2017	(17.0%)	↓



ACTIVITY

Cumulative percentage of contracted UDA delivered 2017 & 2018



Month	Adjusted Scheduled Activity (UDA)	
	2017	2018
April	564	369
May	1,281	822
June	2,067	1,473
July	3,205	2,427
August	4,238	3,083
September	5,180	3,798
October	5,981	4,823
November	6,821	5,998
December	7,657	6,708
January	8,493	7,656
February	9,424	8,600
March	9,677	9,477
April	9,716	
May	9,716	
June	9,716	

QUALITY

	Quantity	Base Number	Contract	AT	Region	England
% of FP17s for the same patient ID Re-attending within 3 months - Children	61	488	12.5%	10.1%	11.5%	11.9%
% of FP17s for the same patient ID Re-attending within 3 months - Adults	376	1,943	19.4%	15.5%	16.8%	16.0%
% of FP17s for the same patient ID Re-attending between 3 & 9 months - Children	143	488	29.3%	48.4%	47.7%	58.3%
% of FP17s for the same patient ID Re-attending between 3 & 9 months - Adults	657	1,943	33.8%	38.1%	38.2%	50.3%
% of FP17s for Band 1 Urgent Courses	446	2,414	18.5%	10.1%	10.6%	9.1%
% of FP17s Relating to Free Repair or Replacements	11	2,414	0.5%	0.6%	0.6%	0.8%
% of FP17s Relating to Continuations	62	2,414	2.6%	0.9%	0.8%	1.0%
% of Patients satisfied with the dentistry they have received	2	3	N/A	90.1%	89.3%	91.5%
% of Patients satisfied with the time they had to wait for an appointment	2	3	N/A	86.9%	84.4%	87.9%

* This is based on patients treated on this contract for their most recent course of treatment. Figures in italics indicate the base number of FP17s or Patient Questionnaire responses are less than 100. N/A is shown where the base number of responses is less than 10 during the period. % is calculated as Quantity/Base number*100

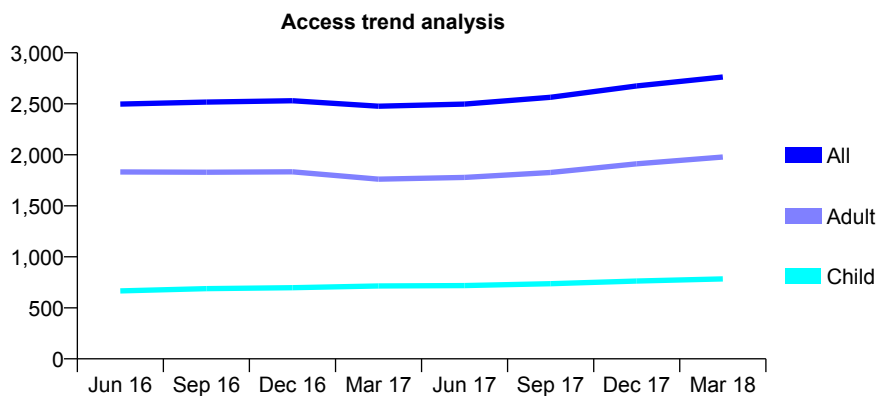
Q63 - Vital Signs At a Glance Contract Report for 130214/0001 - March 2018

Name or company name	Crofton Park Dental Practice Ltd
Contract type name	GDS Contract
Purpose of contract	General
Contract start date	01/04/2013
Contract end date	

17/18 Contracted general activity (UDA)	10,330
Carry forward general activity (UDA)	0
17/18 Contracted orthodontic activity (UOA)	0
Carry forward orthodontic activity (UOA)	0
Baseline contract value	£263,873.22

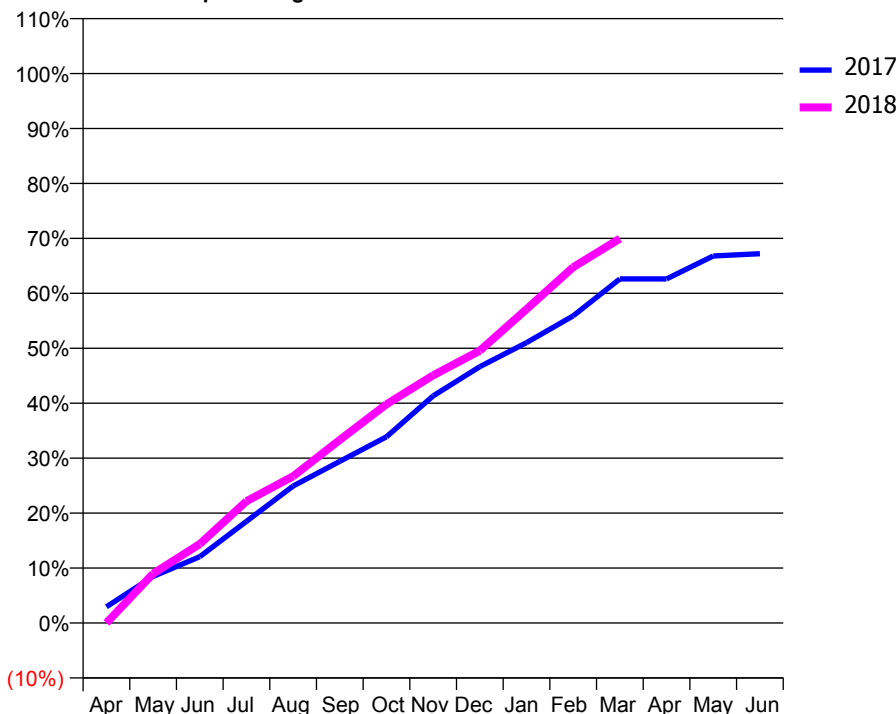
ACCESS*

Patients seen in 24 months	Total	Change since previous quarter
Quarter ending March 2017	2,476	
Quarter ending June 2017	2,497	→
Quarter ending September 2017	2,564	↑
Quarter ending December 2017	2,675	↑
Quarter ending March 2018	2,763	↑
Variance since March 2017	11.6%	↑



ACTIVITY

Cumulative percentage of contracted UDA delivered 2017 & 2018



Adjusted Scheduled Activity (UDA)

Month	2017	2018
April	303	0
May	875	929
June	1,246	1,485
July	1,912	2,291
August	2,576	2,759
September	3,038	3,443
October	3,500	4,113
November	4,269	4,656
December	4,819	5,121
January	5,270	5,900
February	5,774	6,689
March	6,468	7,227
April	6,468	
May	6,901	
June	6,942	

QUALITY

	Quantity	Base Number	Contract	AT	Region	England
% of FP17s for the same patient ID Re-attending within 3 months - Children	87	1,035	8.4%	10.1%	11.5%	11.9%
% of FP17s for the same patient ID Re-attending within 3 months - Adults	457	2,550	17.9%	15.5%	16.8%	16.0%
% of FP17s for the same patient ID Re-attending between 3 & 9 months - Children	503	1,035	48.6%	48.4%	47.7%	58.3%
% of FP17s for the same patient ID Re-attending between 3 & 9 months - Adults	916	2,550	35.9%	38.1%	38.2%	50.3%
% of FP17s for Band 1 Urgent Courses	491	3,389	14.5%	10.1%	10.6%	9.1%
% of FP17s Relating to Free Repair or Replacements	19	3,389	0.6%	0.6%	0.6%	0.8%
% of FP17s Relating to Continuations	0	3,389	0.0%	0.9%	0.8%	1.0%
% of Patients satisfied with the dentistry they have received	0	0	N/A	90.1%	89.3%	91.5%
% of Patients satisfied with the time they had to wait for an appointment	0	0	N/A	86.9%	84.4%	87.9%

* This is based on patients treated on this contract for their most recent course of treatment. Figures in italics indicate the base number of FP17s or Patient Questionnaire responses are less than 100. N/A is shown where the base number of responses is less than 10 during the period. % is calculated as Quantity/Base number*100

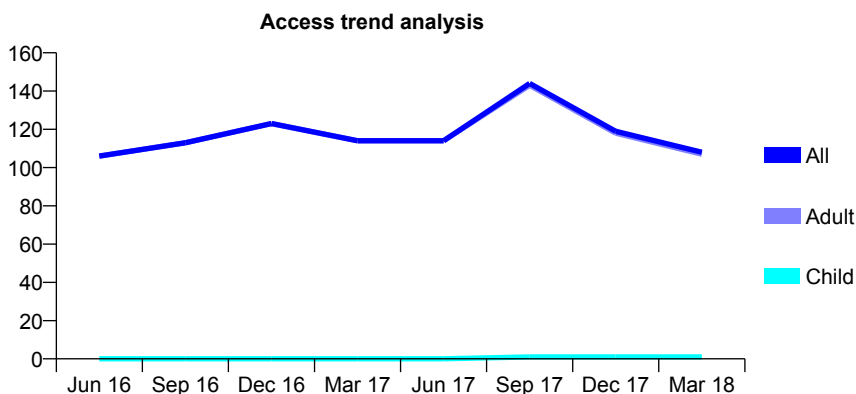
Q63 - Vital Signs At a Glance Contract Report for 130214/0002 - March 2018

Name or company name	Crofton Park Dental Practice Ltd
Contract type name	PDS Contract
Purpose of contract	General
Contract start date	01/04/2013
Contract end date	31/03/2018

17/18 Contracted general activity (UDA)	552
Carry forward general activity (UDA)	-11
17/18 Contracted orthodontic activity (UOA)	0
Carry forward orthodontic activity (UOA)	0
Baseline contract value	£100,005.51

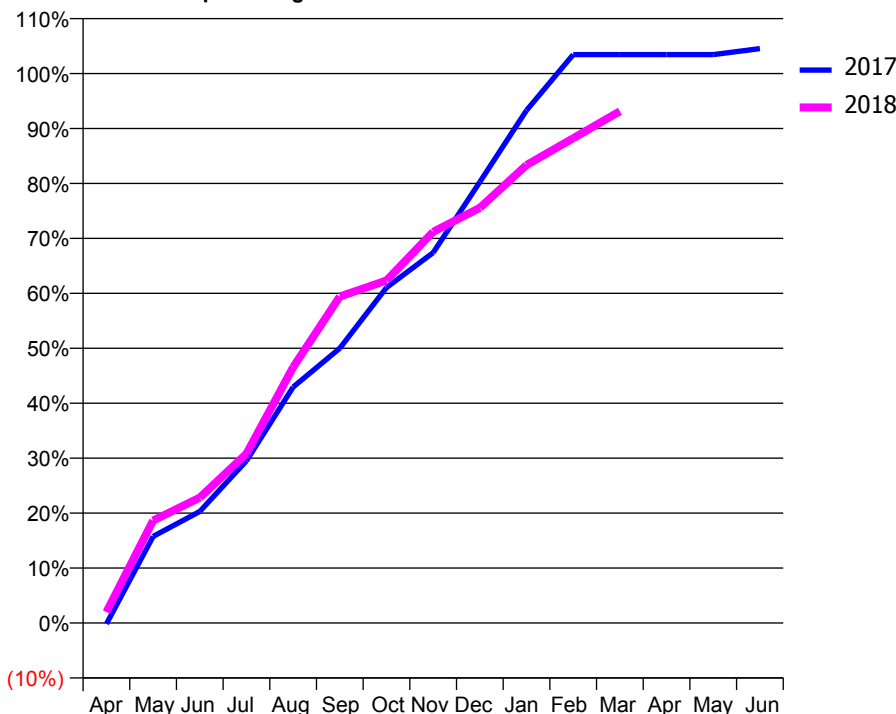
ACCESS*

Patients seen in 24 months	Total	Change since previous quarter
Quarter ending March 2017	114	
Quarter ending June 2017	114	→
Quarter ending September 2017	144	↑
Quarter ending December 2017	119	↓
Quarter ending March 2018	108	↓
Variance since March 2017	(5.3%)	↓



ACTIVITY

Cumulative percentage of contracted UDA delivered 2017 & 2018



Month	Adjusted Scheduled Activity (UDA)	
	2017	2018
April	-1	11
May	87	103
June	112	126
July	163	170
August	237	257
September	276	328
October	337	344
November	372	393
December	443	417
January	515	460
February	571	487
March	571	514
April	571	
May	571	
June	577	

QUALITY

	Quantity	Base Number	Contract	AT	Region	England
% of FP17s for the same patient ID Re-attending within 3 months - Children	0	1	0.0%	10.1%	11.5%	11.9%
% of FP17s for the same patient ID Re-attending within 3 months - Adults	0	186	0.0%	15.5%	16.8%	16.0%
% of FP17s for the same patient ID Re-attending between 3 & 9 months - Children	0	1	0.0%	48.4%	47.7%	58.3%
% of FP17s for the same patient ID Re-attending between 3 & 9 months - Adults	1	186	0.5%	38.1%	38.2%	50.3%
% of FP17s for Band 1 Urgent Courses	0	184	0.0%	10.1%	10.6%	9.1%
% of FP17s Relating to Free Repair or Replacements	0	184	0.0%	0.6%	0.6%	0.8%
% of FP17s Relating to Continuations	0	184	0.0%	0.9%	0.8%	1.0%
% of Patients satisfied with the dentistry they have received	0	0	N/A	90.1%	89.3%	91.5%
% of Patients satisfied with the time they had to wait for an appointment	0	0	N/A	86.9%	84.4%	87.9%

* This is based on patients treated on this contract for their most recent course of treatment. Figures in italics indicate the base number of FP17s or Patient Questionnaire responses are less than 100. N/A is shown where the base number of responses is less than 10 during the period. % is calculated as Quantity/Base number*100

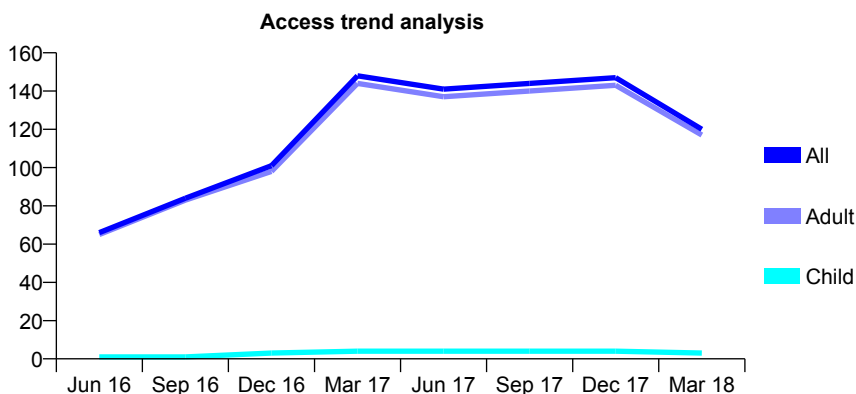
Q63 - Vital Signs At a Glance Contract Report for 130214/0003 - March 2018

Name or company name	Crofton Park Dental Practice Ltd
Contract type name	PDS Contract
Purpose of contract	General
Contract start date	01/04/2013
Contract end date	31/03/2018

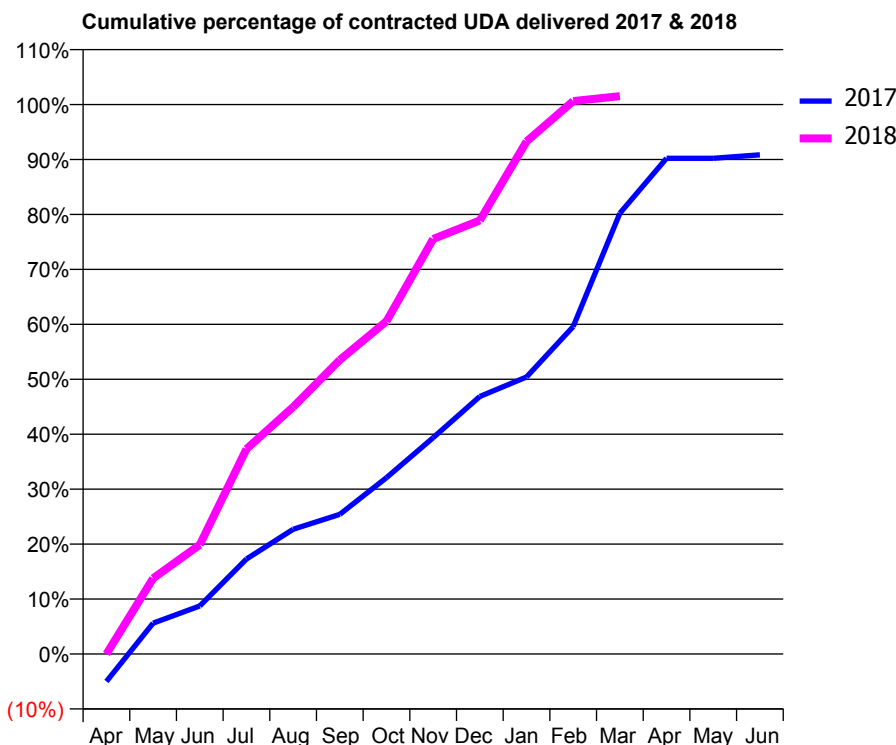
17/18 Contracted general activity (UDA)	327
Carry forward general activity (UDA)	0
17/18 Contracted orthodontic activity (UOA)	0
Carry forward orthodontic activity (UOA)	0
Baseline contract value	£63,846.36

ACCESS*

Patients seen in 24 months	Total	Change since previous quarter
Quarter ending March 2017	148	
Quarter ending June 2017	141	↓
Quarter ending September 2017	144	↑
Quarter ending December 2017	147	↑
Quarter ending March 2018	120	↓
Variance since March 2017	(18.9%)	↓



ACTIVITY



Month	Adjusted Scheduled Activity (UDA)	
	2017	2018
April	-24	0
May	27	45
June	42	65
July	83	122
August	109	147
September	122	175
October	154	198
November	189	247
December	225	258
January	242	305
February	286	329
March	385	332
April	433	
May	433	
June	436	

QUALITY

	Quantity	Base Number	Contract	AT	Region	England
% of FP17s for the same patient ID Re-attending within 3 months - Children	0	1	0.0%	10.1%	11.5%	11.9%
% of FP17s for the same patient ID Re-attending within 3 months - Adults	0	162	0.0%	15.5%	16.8%	16.0%
% of FP17s for the same patient ID Re-attending between 3 & 9 months - Children	0	1	0.0%	48.4%	47.7%	58.3%
% of FP17s for the same patient ID Re-attending between 3 & 9 months - Adults	1	162	0.6%	38.1%	38.2%	50.3%
% of FP17s for Band 1 Urgent Courses	0	138	0.0%	10.1%	10.6%	9.1%
% of FP17s Relating to Free Repair or Replacements	0	138	0.0%	0.6%	0.6%	0.8%
% of FP17s Relating to Continuations	0	138	0.0%	0.9%	0.8%	1.0%
% of Patients satisfied with the dentistry they have received	0	0	N/A	90.1%	89.3%	91.5%
% of Patients satisfied with the time they had to wait for an appointment	0	0	N/A	86.9%	84.4%	87.9%

* This is based on patients treated on this contract for their most recent course of treatment. Figures in italics indicate the base number of FP17s or Patient Questionnaire responses are less than 100. N/A is shown where the base number of responses is less than 10 during the period. % is calculated as Quantity/Base number*100

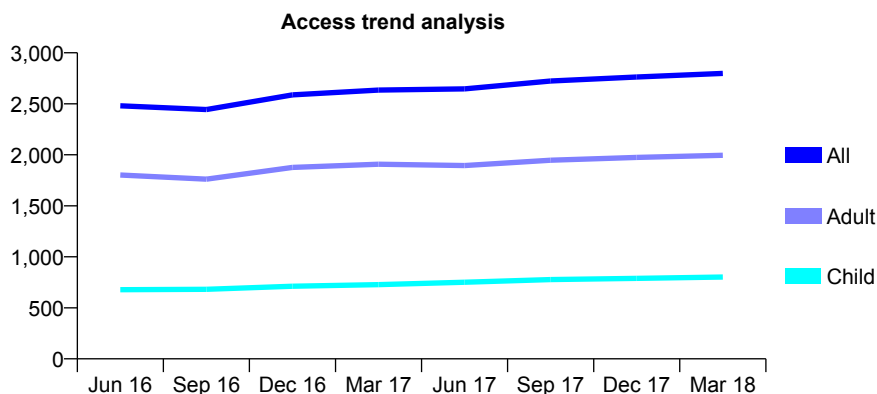
Q63 - Vital Signs At a Glance Contract Report for 131490/0001 - March 2018

Name or company name	Gracefield Dental Practice
Contract type name	GDS Contract
Purpose of contract	General
Contract start date	01/04/2012
Contract end date	

17/18 Contracted general activity (UDA)	7,491
Carry forward general activity (UDA)	0
17/18 Contracted orthodontic activity (UOA)	0
Carry forward orthodontic activity (UOA)	0
Baseline contract value	£212,457.15

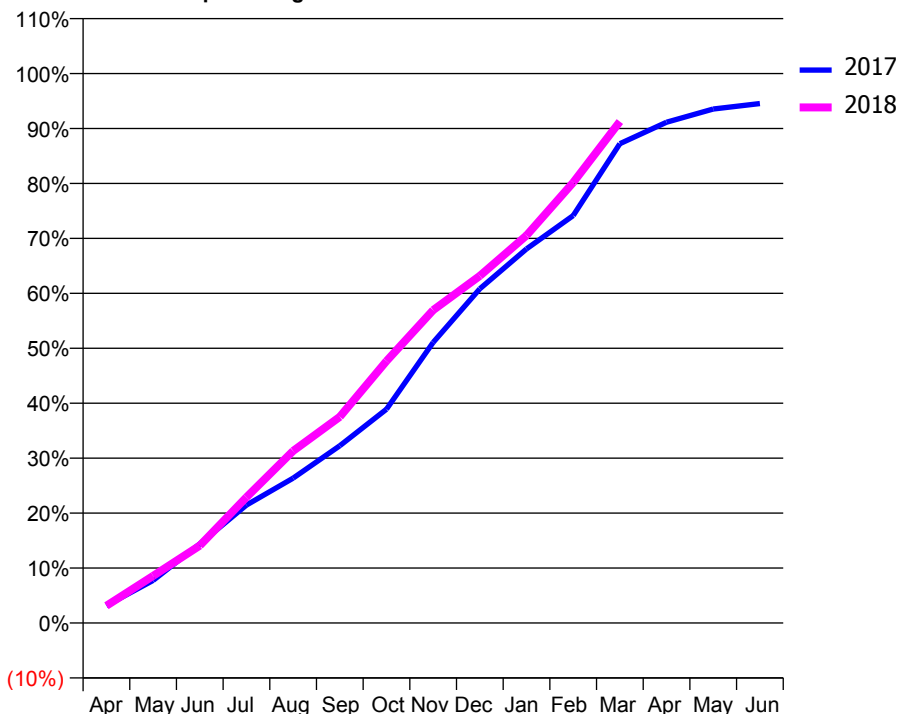
ACCESS*

Patients seen in 24 months	Total	Change since previous quarter
Quarter ending March 2017	2,635	
Quarter ending June 2017	2,646	→
Quarter ending September 2017	2,724	↑
Quarter ending December 2017	2,763	→
Quarter ending March 2018	2,798	→
Variance since March 2017	6.2%	↑



ACTIVITY

Cumulative percentage of contracted UDA delivered 2017 & 2018



Month	Adjusted Scheduled Activity (UDA)	
	2017	2018
April	238	236
May	581	642
June	1,079	1,055
July	1,609	1,715
August	1,975	2,347
September	2,417	2,812
October	2,915	3,571
November	3,825	4,266
December	4,556	4,732
January	5,099	5,284
February	5,554	6,005
March	6,535	6,836
April	6,826	
May	7,007	
June	7,081	

QUALITY

	Quantity	Base Number	Contract	AT	Region	England
% of FP17s for the same patient ID Re-attending within 3 months - Children	105	941	11.2%	10.1%	11.5%	11.9%
% of FP17s for the same patient ID Re-attending within 3 months - Adults	342	2,106	16.2%	15.5%	16.8%	16.0%
% of FP17s for the same patient ID Re-attending between 3 & 9 months - Children	339	941	36.0%	48.4%	47.7%	58.3%
% of FP17s for the same patient ID Re-attending between 3 & 9 months - Adults	647	2,106	30.7%	38.1%	38.2%	50.3%
% of FP17s for Band 1 Urgent Courses	348	2,881	12.1%	10.1%	10.6%	9.1%
% of FP17s Relating to Free Repair or Replacements	10	2,881	0.3%	0.6%	0.6%	0.8%
% of FP17s Relating to Continuations	41	2,881	1.4%	0.9%	0.8%	1.0%
% of Patients satisfied with the dentistry they have received	1	1	N/A	90.1%	89.3%	91.5%
% of Patients satisfied with the time they had to wait for an appointment	1	1	N/A	86.9%	84.4%	87.9%

* This is based on patients treated on this contract for their most recent course of treatment. Figures in italics indicate the base number of FP17s or Patient Questionnaire responses are less than 100. N/A is shown where the base number of responses is less than 10 during the period. % is calculated as Quantity/Base number*100

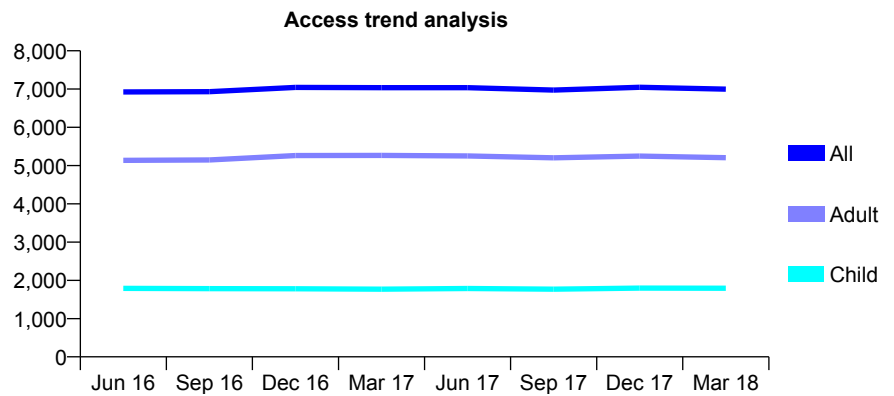
Q63 - Vital Signs At a Glance Contract Report for 132861/0001 - March 2018

Name or company name	London Road Dental Centre
Contract type name	GDS Contract
Purpose of contract	General
Contract start date	01/04/2006
Contract end date	

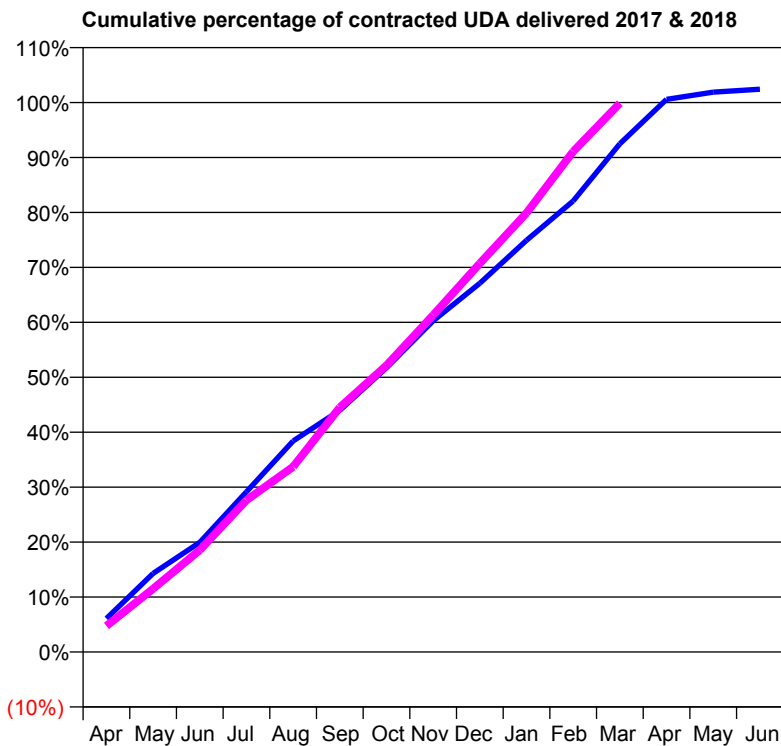
17/18 Contracted general activity (UDA)	24,885
Carry forward general activity (UDA)	-498
17/18 Contracted orthodontic activity (UOA)	0
Carry forward orthodontic activity (UOA)	0
Baseline contract value	£675,760.16

ACCESS*

Patients seen in 24 months	Total	Change since previous quarter
Quarter ending March 2017	7,036	
Quarter ending June 2017	7,035	→
Quarter ending September 2017	6,974	→
Quarter ending December 2017	7,045	→
Quarter ending March 2018	6,999	→
Variance since March 2017	(0.5%)	→



ACTIVITY



Month	Adjusted Scheduled Activity (UDA)	
	2017	2018
April	1,521	1,182
May	3,560	2,868
June	4,970	4,616
July	7,255	6,874
August	9,557	8,389
September	10,948	11,079
October	12,873	12,980
November	14,997	15,259
December	16,698	17,603
January	18,643	19,883
February	20,429	22,666
March	23,016	24,852
April	25,029	
May	25,355	
June	25,486	

QUALITY

	Quantity	Base Number	Contract	AT	Region	England
% of FP17s for the same patient ID Re-attending within 3 months - Children	196	1,956	10.0%	10.1%	11.5%	11.9%
% of FP17s for the same patient ID Re-attending within 3 months - Adults	821	5,028	16.3%	15.5%	16.8%	16.0%
% of FP17s for the same patient ID Re-attending between 3 & 9 months - Children	679	1,956	34.7%	48.4%	47.7%	58.3%
% of FP17s for the same patient ID Re-attending between 3 & 9 months - Adults	1,353	5,028	26.9%	38.1%	38.2%	50.3%
% of FP17s for Band 1 Urgent Courses	739	6,546	11.3%	10.1%	10.6%	9.1%
% of FP17s Relating to Free Repair or Replacements	15	6,546	0.2%	0.6%	0.6%	0.8%
% of FP17s Relating to Continuations	60	6,546	0.9%	0.9%	0.8%	1.0%
% of Patients satisfied with the dentistry they have received	5	6	N/A	90.1%	89.3%	91.5%
% of Patients satisfied with the time they had to wait for an appointment	4	6	N/A	86.9%	84.4%	87.9%

* This is based on patients treated on this contract for their most recent course of treatment. Figures in italics indicate the base number of FP17s or Patient Questionnaire responses are less than 100. N/A is shown where the base number of responses is less than 10 during the period. % is calculated as Quantity/Base number*100

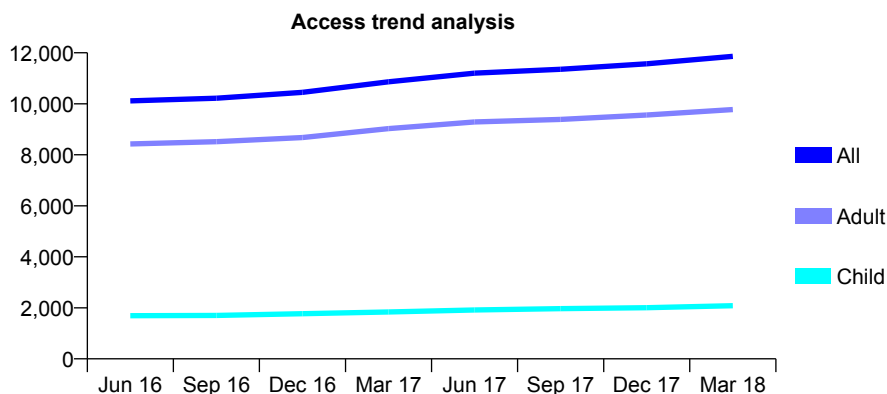
Q63 - Vital Signs At a Glance Contract Report for 133167/0001 - March 2018

Name or company name	Nitin Nagpaul and Hayley Seresht
Contract type name	PDS Plus Contract
Purpose of contract	General
Contract start date	01/06/2010
Contract end date	31/03/2018

17/18 Contracted general activity (UDA)	22,890
Carry forward general activity (UDA)	-420
17/18 Contracted orthodontic activity (UOA)	0
Carry forward orthodontic activity (UOA)	0
Baseline contract value	£817,996.61

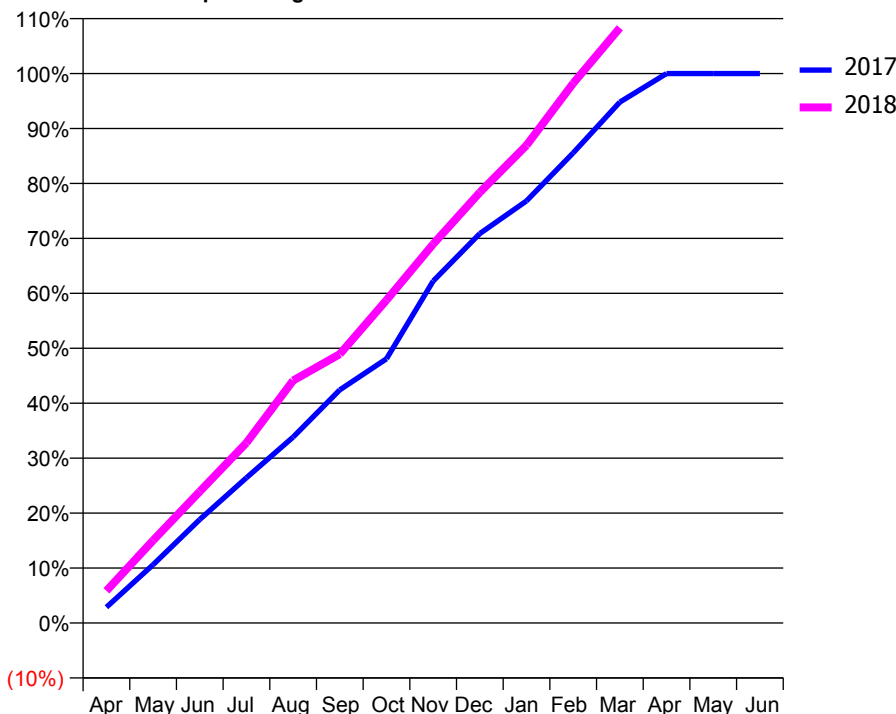
ACCESS*

Patients seen in 24 months	Total	Change since previous quarter
Quarter ending March 2017	10,862	
Quarter ending June 2017	11,205	↑
Quarter ending September 2017	11,355	→
Quarter ending December 2017	11,567	→
Quarter ending March 2018	11,862	↑
Variance since March 2017	9.2%	↑



ACTIVITY

Cumulative percentage of contracted UDA delivered 2017 & 2018



Month	Adjusted Scheduled Activity (UDA)	
	2017	2018
April	658	1,344
May	2,429	3,442
June	4,315	5,478
July	6,053	7,507
August	7,743	10,104
September	9,710	11,200
October	11,009	13,449
November	14,247	15,783
December	16,220	17,937
January	17,582	19,902
February	19,584	22,480
March	21,697	24,795
April	22,891	
May	22,891	
June	22,891	

QUALITY

	Quantity	Base Number	Contract	AT	Region	England
% of FP17s for the same patient ID Re-attending within 3 months - Children	251	2,277	11.0%	10.1%	11.5%	11.9%
% of FP17s for the same patient ID Re-attending within 3 months - Adults	1,326	9,021	14.7%	15.5%	16.8%	16.0%
% of FP17s for the same patient ID Re-attending between 3 & 9 months - Children	730	2,277	32.1%	48.4%	47.7%	58.3%
% of FP17s for the same patient ID Re-attending between 3 & 9 months - Adults	1,707	9,021	18.9%	38.1%	38.2%	50.3%
% of FP17s for Band 1 Urgent Courses	2,179	10,788	20.2%	10.1%	10.6%	9.1%
% of FP17s Relating to Free Repair or Replacements	60	10,788	0.6%	0.6%	0.6%	0.8%
% of FP17s Relating to Continuations	154	10,788	1.4%	0.9%	0.8%	1.0%
% of Patients satisfied with the dentistry they have received	3	3	N/A	90.1%	89.3%	91.5%
% of Patients satisfied with the time they had to wait for an appointment	2	3	N/A	86.9%	84.4%	87.9%

* This is based on patients treated on this contract for their most recent course of treatment. Figures in italics indicate the base number of FP17s or Patient Questionnaire responses are less than 100. N/A is shown where the base number of responses is less than 10 during the period. % is calculated as Quantity/Base number*100

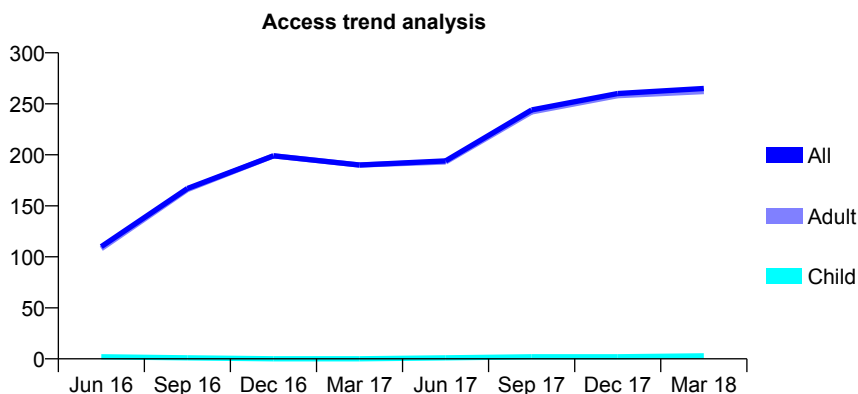
Q63 - Vital Signs At a Glance Contract Report for 133167/0002 - March 2018

Name or company name	Nitin Nagpaul and Hayley Seresht
Contract type name	PDS Contract
Purpose of contract	General
Contract start date	01/09/2010
Contract end date	31/03/2018

17/18 Contracted general activity (UDA)	600
Carry forward general activity (UDA)	-3
17/18 Contracted orthodontic activity (UOA)	0
Carry forward orthodontic activity (UOA)	0
Baseline contract value	£29,563.65

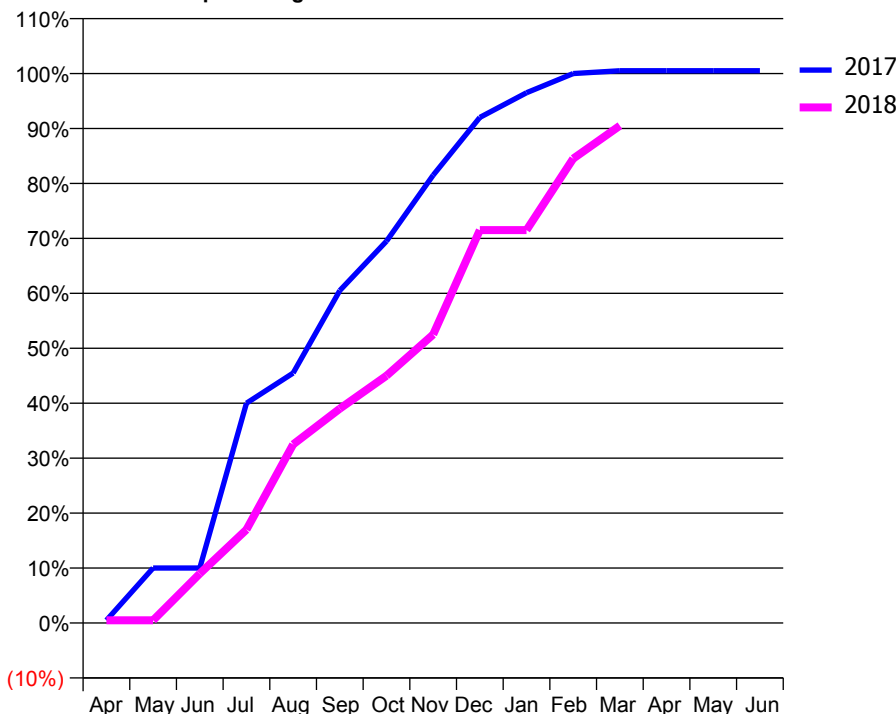
ACCESS*

Patients seen in 24 months	Total	Change since previous quarter
Quarter ending March 2017	190	
Quarter ending June 2017	194	↑
Quarter ending September 2017	244	↑
Quarter ending December 2017	260	↑
Quarter ending March 2018	265	→
Variance since March 2017	39.5%	↑



ACTIVITY

Cumulative percentage of contracted UDA delivered 2017 & 2018



Month	Adjusted Scheduled Activity (UDA)	
	2017	2018
April	3	3
May	60	3
June	60	54
July	240	102
August	273	195
September	363	234
October	417	270
November	489	315
December	552	429
January	579	429
February	600	507
March	603	543
April	603	
May	603	
June	603	

QUALITY

	Quantity	Base Number	Contract	AT	Region	England
% of FP17s for the same patient ID Re-attending within 3 months - Children	0	3	0.0%	10.1%	11.5%	11.9%
% of FP17s for the same patient ID Re-attending within 3 months - Adults	3	177	1.7%	15.5%	16.8%	16.0%
% of FP17s for the same patient ID Re-attending between 3 & 9 months - Children	0	3	0.0%	48.4%	47.7%	58.3%
% of FP17s for the same patient ID Re-attending between 3 & 9 months - Adults	0	177	0.0%	38.1%	38.2%	50.3%
% of FP17s for Band 1 Urgent Courses	0	180	0.0%	10.1%	10.6%	9.1%
% of FP17s Relating to Free Repair or Replacements	0	180	0.0%	0.6%	0.6%	0.8%
% of FP17s Relating to Continuations	0	180	0.0%	0.9%	0.8%	1.0%
% of Patients satisfied with the dentistry they have received	0	0	N/A	90.1%	89.3%	91.5%
% of Patients satisfied with the time they had to wait for an appointment	0	0	N/A	86.9%	84.4%	87.9%

* This is based on patients treated on this contract for their most recent course of treatment. Figures in italics indicate the base number of FP17s or Patient Questionnaire responses are less than 100. N/A is shown where the base number of responses is less than 10 during the period. % is calculated as Quantity/Base number*100

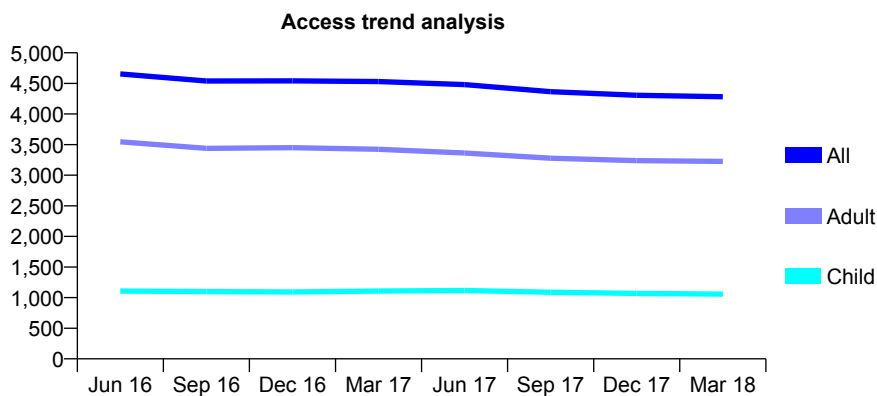
Q63 - Vital Signs At a Glance Contract Report for 134791/0002 - March 2018

Name or company name	The Beulah Hill Dental Centre
Contract type name	GDS Contract
Purpose of contract	General
Contract start date	01/04/2006
Contract end date	

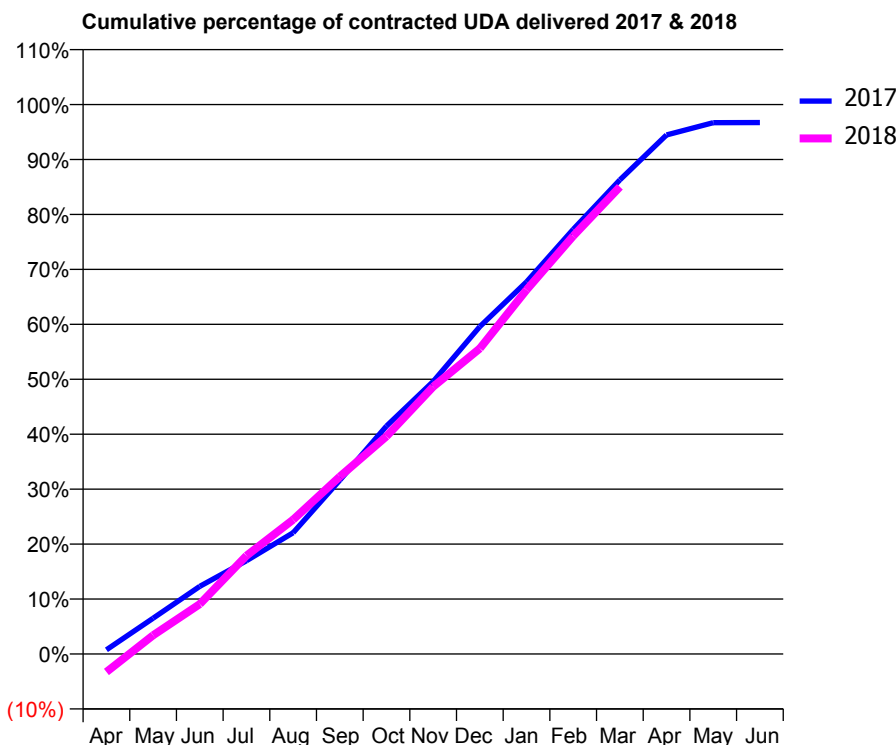
17/18 Contracted general activity (UDA)	16,990
Carry forward general activity (UDA)	557
17/18 Contracted orthodontic activity (UOA)	0
Carry forward orthodontic activity (UOA)	0
Baseline contract value	£414,895.58

ACCESS*

Patients seen in 24 months	Total	Change since previous quarter
Quarter ending March 2017	4,531	
Quarter ending June 2017	4,480	↓
Quarter ending September 2017	4,366	↓
Quarter ending December 2017	4,307	↓
Quarter ending March 2018	4,282	→
Variance since March 2017	(5.5%)	↓



ACTIVITY



Month	Adjusted Scheduled Activity (UDA)	
	2017	2018
April	132	-557
May	1,108	580
June	2,094	1,543
July	2,886	3,042
August	3,750	4,156
September	5,374	5,486
October	7,048	6,730
November	8,427	8,263
December	10,122	9,446
January	11,506	11,259
February	13,129	12,924
March	14,661	14,447
April	16,050	
May	16,428	
June	16,433	

QUALITY

	Quantity	Base Number	Contract	AT	Region	England
% of FP17s for the same patient ID Re-attending within 3 months - Children	85	1,363	6.2%	10.1%	11.5%	11.9%
% of FP17s for the same patient ID Re-attending within 3 months - Adults	617	4,479	13.8%	15.5%	16.8%	16.0%
% of FP17s for the same patient ID Re-attending between 3 & 9 months - Children	734	1,363	53.9%	48.4%	47.7%	58.3%
% of FP17s for the same patient ID Re-attending between 3 & 9 months - Adults	2,637	4,479	58.9%	38.1%	38.2%	50.3%
% of FP17s for Band 1 Urgent Courses	301	5,287	5.7%	10.1%	10.6%	9.1%
% of FP17s Relating to Free Repair or Replacements	77	5,287	1.5%	0.6%	0.6%	0.8%
% of FP17s Relating to Continuations	97	5,287	1.8%	0.9%	0.8%	1.0%
% of Patients satisfied with the dentistry they have received	9	10	90.0%	90.1%	89.3%	91.5%
% of Patients satisfied with the time they had to wait for an appointment	9	10	90.0%	86.9%	84.4%	87.9%

* This is based on patients treated on this contract for their most recent course of treatment. Figures in italics indicate the base number of FP17s or Patient Questionnaire responses are less than 100. N/A is shown where the base number of responses is less than 10 during the period. % is calculated as Quantity/Base number*100

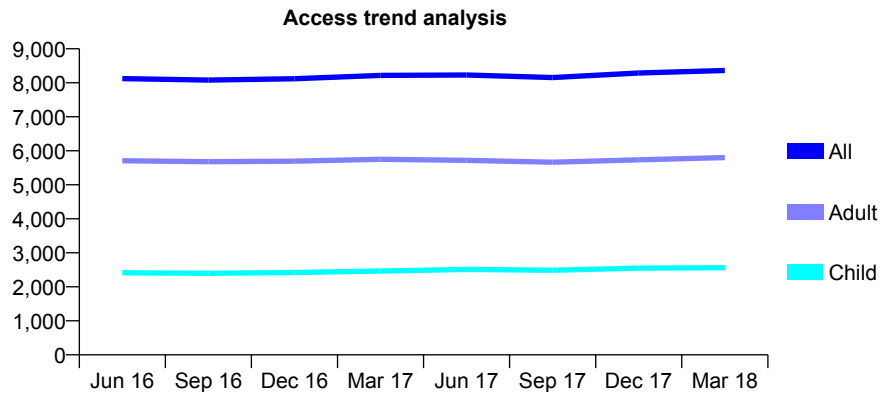
Q63 - Vital Signs At a Glance Contract Report for 135186/0001 - March 2018

Name or company name	Aspire Dental Practice Partnership
Contract type name	GDS Contract
Purpose of contract	General
Contract start date	21/08/2011
Contract end date	

17/18 Contracted general activity (UDA)	25,000
Carry forward general activity (UDA)	0
17/18 Contracted orthodontic activity (UOA)	0
Carry forward orthodontic activity (UOA)	0
Baseline contract value	£632,089.78

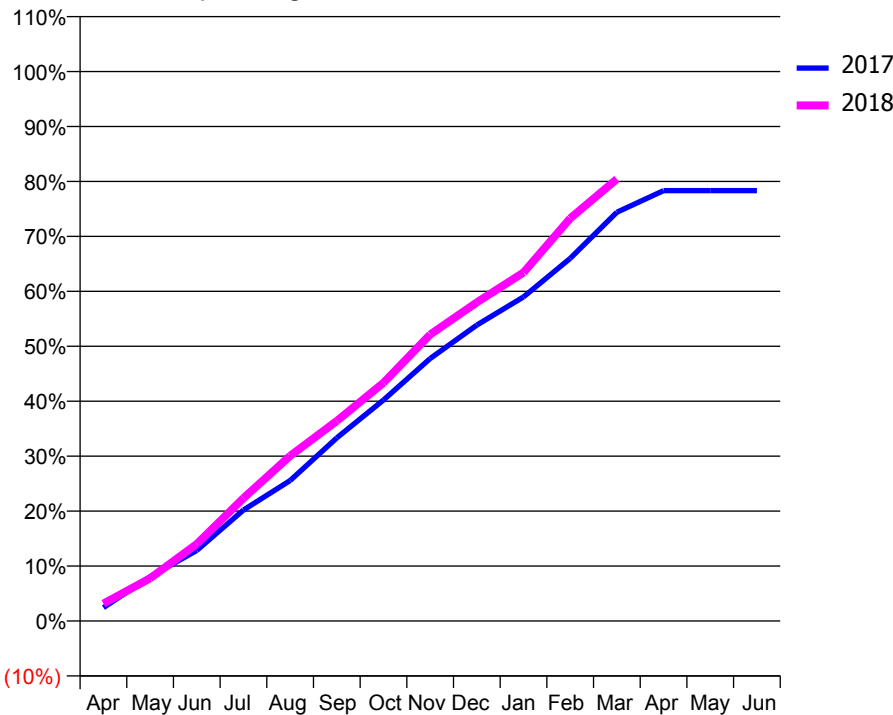
ACCESS*

Patients seen in 24 months	Total	Change since previous quarter
Quarter ending March 2017	8,217	
Quarter ending June 2017	8,231	→
Quarter ending September 2017	8,153	→
Quarter ending December 2017	8,287	→
Quarter ending March 2018	8,364	→
Variance since March 2017	1.8%	→



ACTIVITY

Cumulative percentage of contracted UDA delivered 2017 & 2018



Month	Adjusted Scheduled Activity (UDA)	
	2017	2018
April	660	794
May	2,169	1,942
June	3,469	3,504
July	5,457	5,591
August	6,903	7,511
September	9,000	9,101
October	10,863	10,840
November	12,897	13,036
December	14,545	14,494
January	15,924	15,855
February	17,819	18,319
March	20,086	20,111
April	21,147	
May	21,146	
June	21,146	

QUALITY

	Quantity	Base Number	Contract	AT	Region	England
% of FP17s for the same patient ID Re-attending within 3 months - Children	220	3,156	7.0%	10.1%	11.5%	11.9%
% of FP17s for the same patient ID Re-attending within 3 months - Adults	920	6,158	14.9%	15.5%	16.8%	16.0%
% of FP17s for the same patient ID Re-attending between 3 & 9 months - Children	1,495	3,156	47.4%	48.4%	47.7%	58.3%
% of FP17s for the same patient ID Re-attending between 3 & 9 months - Adults	2,243	6,158	36.4%	38.1%	38.2%	50.3%
% of FP17s for Band 1 Urgent Courses	1,001	8,921	11.2%	10.1%	10.6%	9.1%
% of FP17s Relating to Free Repair or Replacements	43	8,921	0.5%	0.6%	0.6%	0.8%
% of FP17s Relating to Continuations	142	8,921	1.6%	0.9%	0.8%	1.0%
% of Patients satisfied with the dentistry they have received	4	4	N/A	90.1%	89.3%	91.5%
% of Patients satisfied with the time they had to wait for an appointment	4	4	N/A	86.9%	84.4%	87.9%

* This is based on patients treated on this contract for their most recent course of treatment. Figures in italics indicate the base number of FP17s or Patient Questionnaire responses are less than 100. N/A is shown where the base number of responses is less than 10 during the period. % is calculated as Quantity/Base number*100

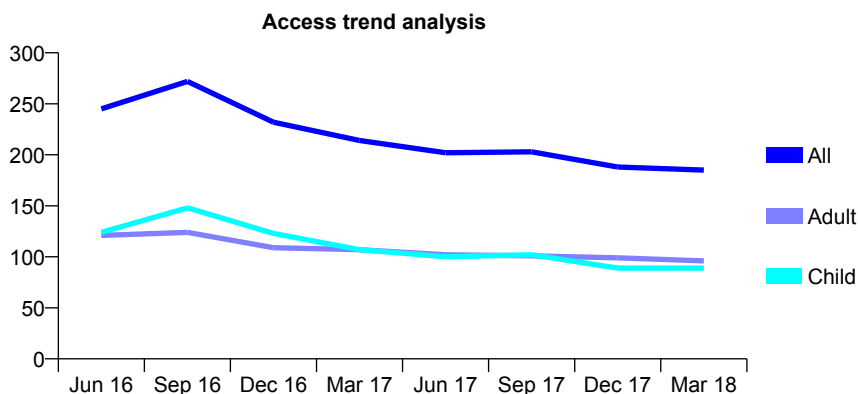
Q63 - Vital Signs At a Glance Contract Report for 135437/0001 - March 2018

Name or company name	Miss N Khoobehi
Contract type name	GDS Contract
Purpose of contract	General
Contract start date	29/06/2012
Contract end date	

17/18 Contracted general activity (UDA)	844
Carry forward general activity (UDA)	-11
17/18 Contracted orthodontic activity (UOA)	0
Carry forward orthodontic activity (UOA)	0
Baseline contract value	£22,730.68

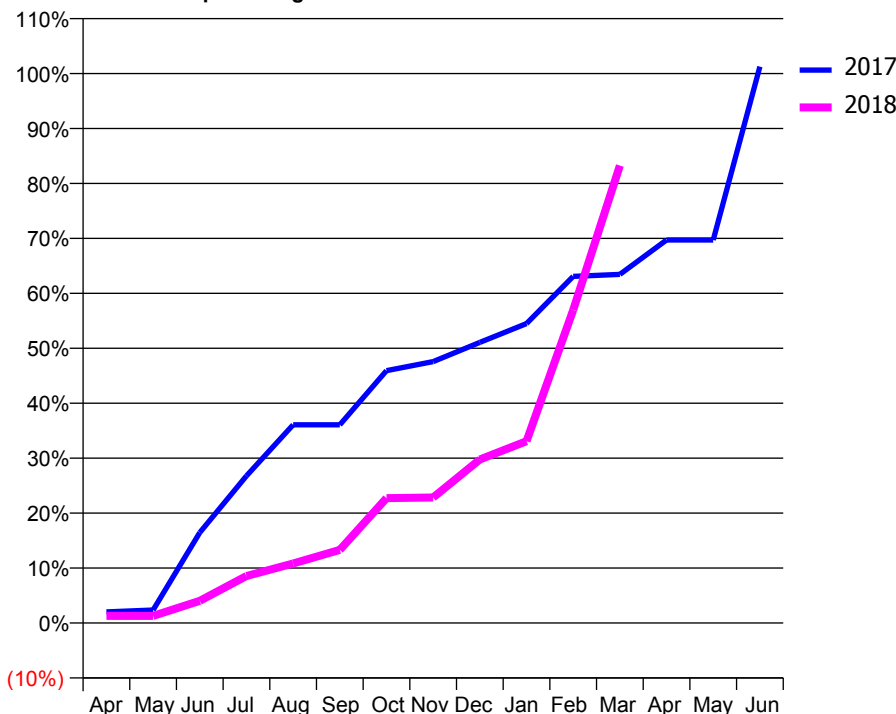
ACCESS*

Patients seen in 24 months	Total	Change since previous quarter
Quarter ending March 2017	214	
Quarter ending June 2017	202	↓
Quarter ending September 2017	203	→
Quarter ending December 2017	188	↓
Quarter ending March 2018	185	↓
Variance since March 2017	(13.6%)	↓



ACTIVITY

Cumulative percentage of contracted UDA delivered 2017 & 2018



Adjusted Scheduled Activity (UDA)

Month	2017	2018
April	17	11
May	20	11
June	139	34
July	226	72
August	304	91
September	304	112
October	388	192
November	402	193
December	431	251
January	460	279
February	532	481
March	535	703
April	588	
May	588	
June	855	

QUALITY

	Quantity	Base Number	Contract	AT	Region	England
% of FP17s for the same patient ID Re-attending within 3 months - Children	8	152	5.3%	10.1%	11.5%	11.9%
% of FP17s for the same patient ID Re-attending within 3 months - Adults	5	117	4.3%	15.5%	16.8%	16.0%
% of FP17s for the same patient ID Re-attending between 3 & 9 months - Children	39	152	25.7%	48.4%	47.7%	58.3%
% of FP17s for the same patient ID Re-attending between 3 & 9 months - Adults	35	117	29.9%	38.1%	38.2%	50.3%
% of FP17s for Band 1 Urgent Courses	15	194	7.7%	10.1%	10.6%	9.1%
% of FP17s Relating to Free Repair or Replacements	0	194	0.0%	0.6%	0.6%	0.8%
% of FP17s Relating to Continuations	0	194	0.0%	0.9%	0.8%	1.0%
% of Patients satisfied with the dentistry they have received	0	0	N/A	90.1%	89.3%	91.5%
% of Patients satisfied with the time they had to wait for an appointment	0	0	N/A	86.9%	84.4%	87.9%

* This is based on patients treated on this contract for their most recent course of treatment. Figures in italics indicate the base number of FP17s or Patient Questionnaire responses are less than 100. N/A is shown where the base number of responses is less than 10 during the period. % is calculated as Quantity/Base number*100

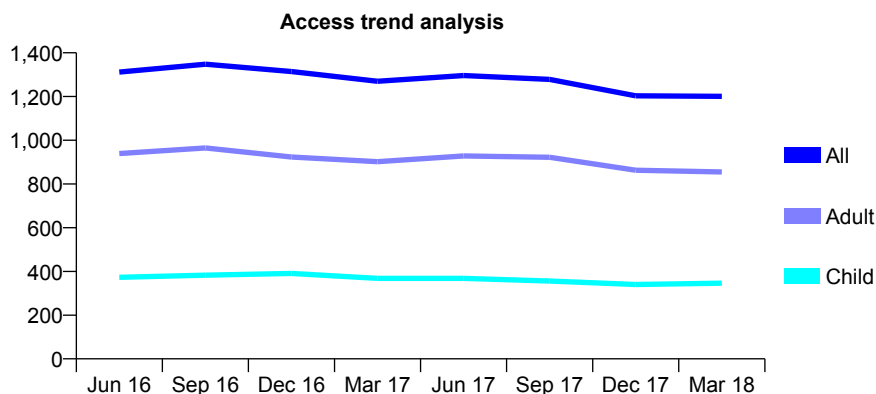
Q63 - Vital Signs At a Glance Contract Report for 136638/0001 - March 2018

Name or company name	Orchard Dental Centre
Contract type name	GDS Contract
Purpose of contract	General
Contract start date	14/06/2010
Contract end date	

17/18 Contracted general activity (UDA)	5,908
Carry forward general activity (UDA)	0
17/18 Contracted orthodontic activity (UOA)	0
Carry forward orthodontic activity (UOA)	0
Baseline contract value	£158,858.79

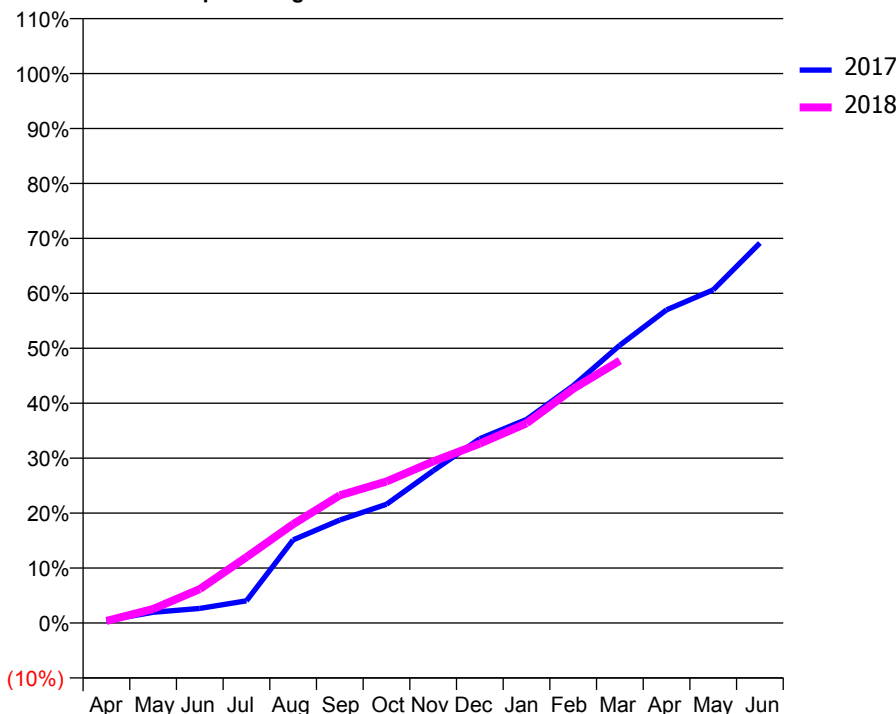
ACCESS*

Patients seen in 24 months	Total	Change since previous quarter
Quarter ending March 2017	1,270	
Quarter ending June 2017	1,296	↑
Quarter ending September 2017	1,278	↓
Quarter ending December 2017	1,203	↓
Quarter ending March 2018	1,201	→
Variance since March 2017	(5.4%)	↓



ACTIVITY

Cumulative percentage of contracted UDA delivered 2017 & 2018



Month	Adjusted Scheduled Activity (UDA)	
	2017	2018
April	27	23
May	116	151
June	158	365
July	238	709
August	893	1,063
September	1,108	1,373
October	1,277	1,522
November	1,636	1,737
December	1,983	1,928
January	2,189	2,147
February	2,551	2,518
March	2,987	2,821
April	3,367	
May	3,582	
June	4,085	

QUALITY

	Quantity	Base Number	Contract	AT	Region	England
% of FP17s for the same patient ID Re-attending within 3 months - Children	64	375	17.1%	10.1%	11.5%	11.9%
% of FP17s for the same patient ID Re-attending within 3 months - Adults	236	982	24.0%	15.5%	16.8%	16.0%
% of FP17s for the same patient ID Re-attending between 3 & 9 months - Children	122	375	32.5%	48.4%	47.7%	58.3%
% of FP17s for the same patient ID Re-attending between 3 & 9 months - Adults	301	982	30.7%	38.1%	38.2%	50.3%
% of FP17s for Band 1 Urgent Courses	261	1,116	23.4%	10.1%	10.6%	9.1%
% of FP17s Relating to Free Repair or Replacements	5	1,116	0.4%	0.6%	0.6%	0.8%
% of FP17s Relating to Continuations	4	1,116	0.4%	0.9%	0.8%	1.0%
% of Patients satisfied with the dentistry they have received	1	1	N/A	90.1%	89.3%	91.5%
% of Patients satisfied with the time they had to wait for an appointment	1	1	N/A	86.9%	84.4%	87.9%

* This is based on patients treated on this contract for their most recent course of treatment. Figures in italics indicate the base number of FP17s or Patient Questionnaire responses are less than 100. N/A is shown where the base number of responses is less than 10 during the period. % is calculated as Quantity/Base number*100

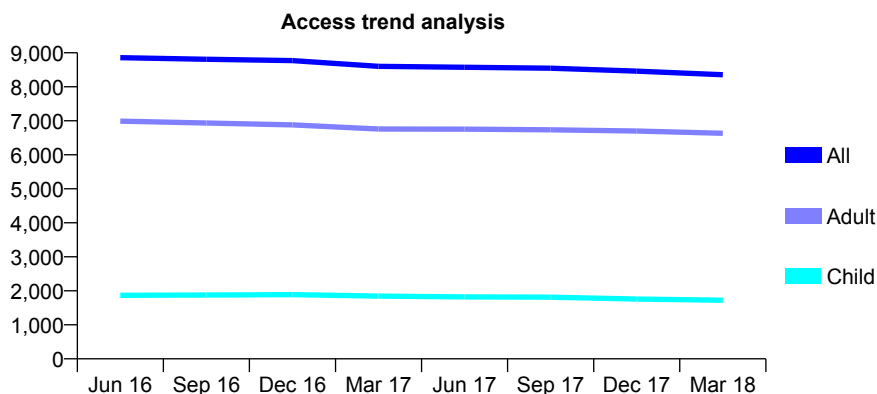
Q63 - Vital Signs At a Glance Contract Report for 136816/0001 - March 2018

Name or company name	N A JONES & R JOSEPH
Contract type name	GDS Contract
Purpose of contract	General
Contract start date	01/04/2011
Contract end date	

17/18 Contracted general activity (UDA)	29,000
Carry forward general activity (UDA)	0
17/18 Contracted orthodontic activity (UOA)	0
Carry forward orthodontic activity (UOA)	0
Baseline contract value	£749,845.69

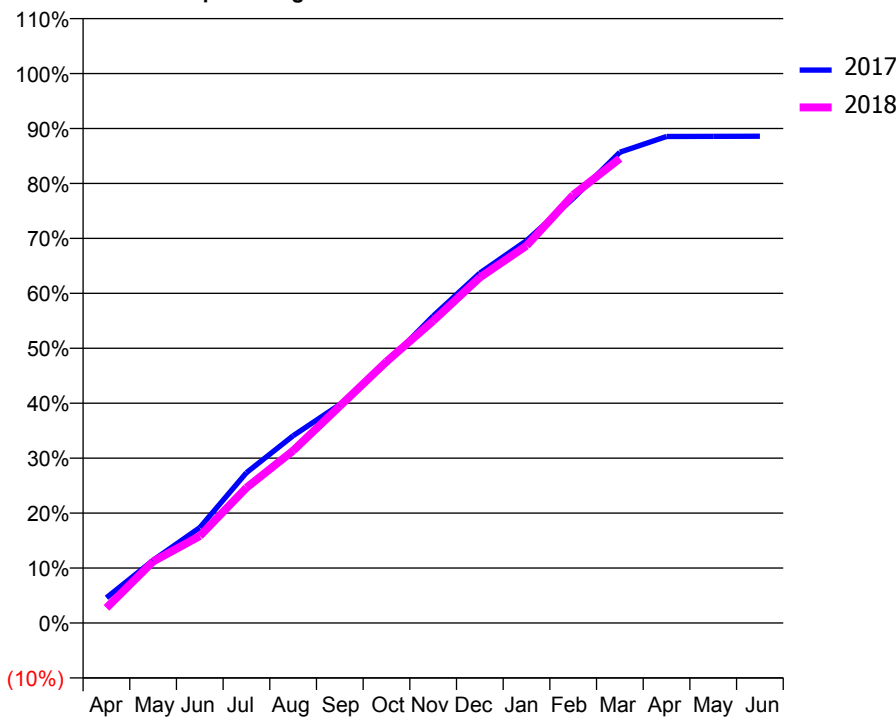
ACCESS*

Patients seen in 24 months	Total	Change since previous quarter
Quarter ending March 2017	8,603	
Quarter ending June 2017	8,575	→
Quarter ending September 2017	8,549	→
Quarter ending December 2017	8,461	↓
Quarter ending March 2018	8,354	↓
Variance since March 2017	(2.9%)	↓



ACTIVITY

Cumulative percentage of contracted UDA delivered 2017 & 2018



Month	Adjusted Scheduled Activity (UDA)	
	2017	2018
April	1,336	800
May	3,309	3,249
June	5,033	4,590
July	7,933	7,139
August	9,886	9,097
September	11,534	11,447
October	13,713	13,796
November	16,206	15,944
December	18,467	18,235
January	20,182	19,915
February	22,411	22,591
March	24,846	24,517
April	25,679	
May	25,684	
June	25,687	

QUALITY

	Quantity	Base Number	Contract	AT	Region	England
% of FP17s for the same patient ID Re-attending within 3 months - Children	129	2,149	6.0%	10.1%	11.5%	11.9%
% of FP17s for the same patient ID Re-attending within 3 months - Adults	1,768	8,463	20.9%	15.5%	16.8%	16.0%
% of FP17s for the same patient ID Re-attending between 3 & 9 months - Children	1,155	2,149	53.7%	48.4%	47.7%	58.3%
% of FP17s for the same patient ID Re-attending between 3 & 9 months - Adults	3,418	8,463	40.4%	38.1%	38.2%	50.3%
% of FP17s for Band 1 Urgent Courses	780	10,271	7.6%	10.1%	10.6%	9.1%
% of FP17s Relating to Free Repair or Replacements	271	10,271	2.6%	0.6%	0.6%	0.8%
% of FP17s Relating to Continuations	436	10,271	4.2%	0.9%	0.8%	1.0%
% of Patients satisfied with the dentistry they have received	6	6	N/A	90.1%	89.3%	91.5%
% of Patients satisfied with the time they had to wait for an appointment	5	6	N/A	86.9%	84.4%	87.9%

* This is based on patients treated on this contract for their most recent course of treatment. Figures in italics indicate the base number of FP17s or Patient Questionnaire responses are less than 100. N/A is shown where the base number of responses is less than 10 during the period. % is calculated as Quantity/Base number*100

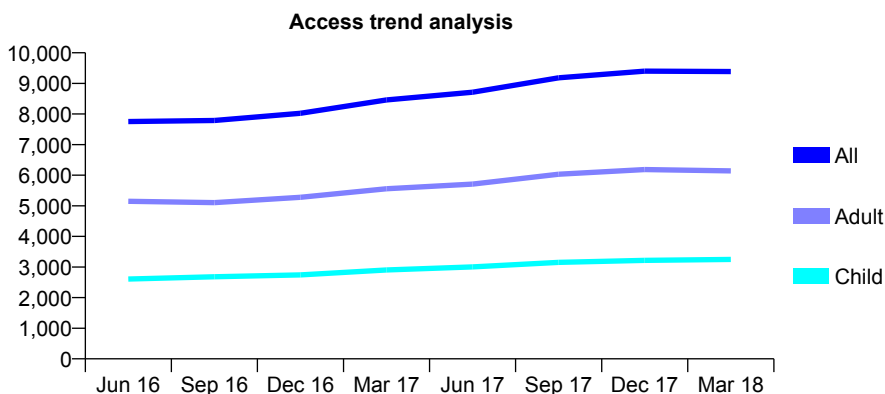
Q63 - Vital Signs At a Glance Contract Report for 138673/0001 - March 2018

Name or company name	Plumstead Dental Surgery Ltd
Contract type name	GDS Contract
Purpose of contract	General
Contract start date	01/12/2007
Contract end date	

17/18 Contracted general activity (UDA)	24,351
Carry forward general activity (UDA)	-71
17/18 Contracted orthodontic activity (UOA)	0
Carry forward orthodontic activity (UOA)	0
Baseline contract value	£608,000.35

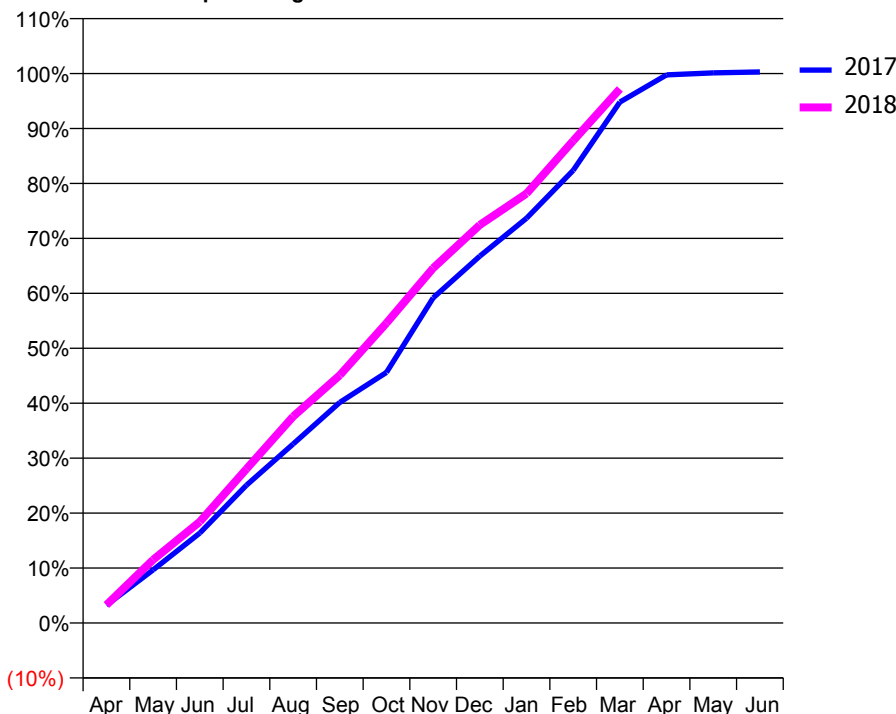
ACCESS*

Patients seen in 24 months	Total	Change since previous quarter
Quarter ending March 2017	8,461	
Quarter ending June 2017	8,714	↑
Quarter ending September 2017	9,185	↑
Quarter ending December 2017	9,402	↑
Quarter ending March 2018	9,388	→
Variance since March 2017	11.0%	↑



ACTIVITY

Cumulative percentage of contracted UDA delivered 2017 & 2018



Month	Adjusted Scheduled Activity (UDA)	
	2017	2018
April	789	801
May	2,356	2,807
June	3,986	4,490
July	6,106	6,828
August	7,931	9,152
September	9,774	10,982
October	11,104	13,290
November	14,412	15,726
December	16,256	17,645
January	17,936	19,033
February	20,061	21,373
March	23,083	23,668
April	24,290	
May	24,381	
June	24,422	

QUALITY

	Quantity	Base Number	Contract	AT	Region	England
% of FP17s for the same patient ID Re-attending within 3 months - Children	373	3,838	9.7%	10.1%	11.5%	11.9%
% of FP17s for the same patient ID Re-attending within 3 months - Adults	1,505	6,958	21.6%	15.5%	16.8%	16.0%
% of FP17s for the same patient ID Re-attending between 3 & 9 months - Children	1,561	3,838	40.7%	48.4%	47.7%	58.3%
% of FP17s for the same patient ID Re-attending between 3 & 9 months - Adults	1,890	6,958	27.2%	38.1%	38.2%	50.3%
% of FP17s for Band 1 Urgent Courses	1,961	9,817	20.0%	10.1%	10.6%	9.1%
% of FP17s Relating to Free Repair or Replacements	21	9,817	0.2%	0.6%	0.6%	0.8%
% of FP17s Relating to Continuations	94	9,817	1.0%	0.9%	0.8%	1.0%
% of Patients satisfied with the dentistry they have received	1	1	N/A	90.1%	89.3%	91.5%
% of Patients satisfied with the time they had to wait for an appointment	1	1	N/A	86.9%	84.4%	87.9%

* This is based on patients treated on this contract for their most recent course of treatment. Figures in italics indicate the base number of FP17s or Patient Questionnaire responses are less than 100. N/A is shown where the base number of responses is less than 10 during the period. % is calculated as Quantity/Base number*100

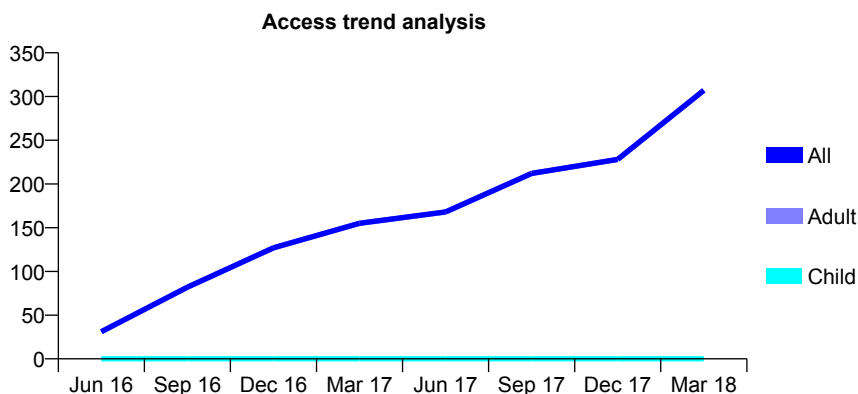
Q63 - Vital Signs At a Glance Contract Report for 138673/0002 - March 2018

Name or company name	Plumstead Dental Surgery Ltd
Contract type name	PDS Contract
Purpose of contract	General
Contract start date	01/04/2011
Contract end date	31/03/2018

17/18 Contracted general activity (UDA)	900
Carry forward general activity (UDA)	0
17/18 Contracted orthodontic activity (UOA)	0
Carry forward orthodontic activity (UOA)	0
Baseline contract value	£47,477.86

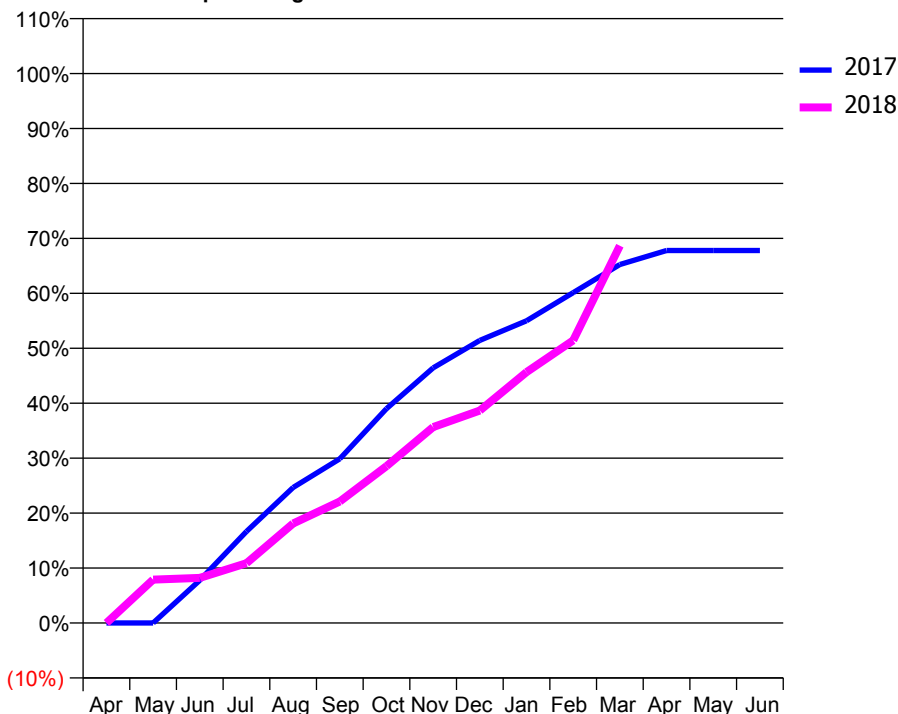
ACCESS*

Patients seen in 24 months	Total	Change since previous quarter
Quarter ending March 2017	155	
Quarter ending June 2017	168	↑
Quarter ending September 2017	212	↑
Quarter ending December 2017	228	↑
Quarter ending March 2018	307	↑
Variance since March 2017	98.1%	↑



ACTIVITY

Cumulative percentage of contracted UDA delivered 2017 & 2018



Month	Adjusted Scheduled Activity (UDA)	
	2017	2018
April	0	0
May	0	71
June	70	74
July	150	98
August	222	163
September	269	199
October	351	257
November	418	321
December	463	348
January	495	411
February	541	463
March	587	618
April	610	
May	610	
June	610	

QUALITY

	Quantity	Base Number	Contract	AT	Region	England
% of FP17s for the same patient ID Re-attending within 3 months - Children	0	0	N/A	10.1%	11.5%	11.9%
% of FP17s for the same patient ID Re-attending within 3 months - Adults	1	255	0.4%	15.5%	16.8%	16.0%
% of FP17s for the same patient ID Re-attending between 3 & 9 months - Children	0	0	N/A	48.4%	47.7%	58.3%
% of FP17s for the same patient ID Re-attending between 3 & 9 months - Adults	1	255	0.4%	38.1%	38.2%	50.3%
% of FP17s for Band 1 Urgent Courses	0	215	0.0%	10.1%	10.6%	9.1%
% of FP17s Relating to Free Repair or Replacements	0	215	0.0%	0.6%	0.6%	0.8%
% of FP17s Relating to Continuations	0	215	0.0%	0.9%	0.8%	1.0%
% of Patients satisfied with the dentistry they have received	0	0	N/A	90.1%	89.3%	91.5%
% of Patients satisfied with the time they had to wait for an appointment	0	0	N/A	86.9%	84.4%	87.9%

* This is based on patients treated on this contract for their most recent course of treatment. Figures in italics indicate the base number of FP17s or Patient Questionnaire responses are less than 100. N/A is shown where the base number of responses is less than 10 during the period. % is calculated as Quantity/Base number*100

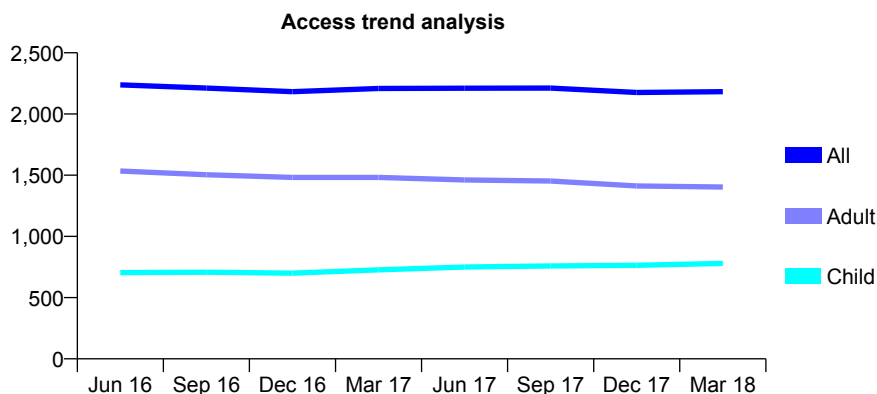
Q63 - Vital Signs At a Glance Contract Report for 140384/0001 - March 2018

Name or company name	Arcades Dental Surgery
Contract type name	GDS Contract
Purpose of contract	General
Contract start date	01/04/2006
Contract end date	

17/18 Contracted general activity (UDA)	6,775
Carry forward general activity (UDA)	-136
17/18 Contracted orthodontic activity (UOA)	0
Carry forward orthodontic activity (UOA)	0
Baseline contract value	£206,031.83

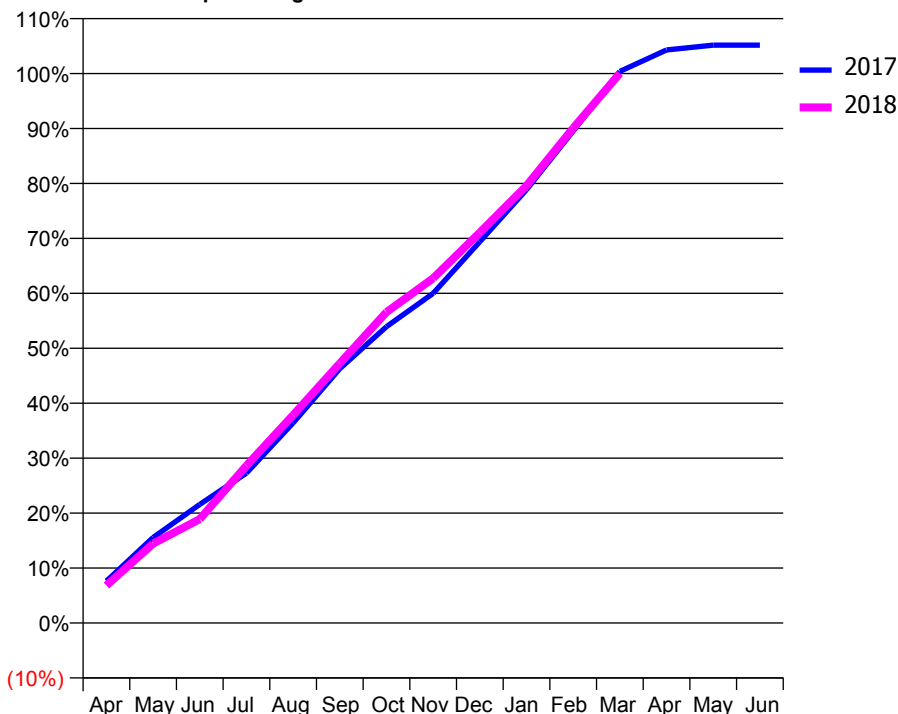
ACCESS*

Patients seen in 24 months	Total	Change since previous quarter
Quarter ending March 2017	2,209	
Quarter ending June 2017	2,211	→
Quarter ending September 2017	2,212	→
Quarter ending December 2017	2,176	↓
Quarter ending March 2018	2,183	→
Variance since March 2017	(1.2%)	↓



ACTIVITY

Cumulative percentage of contracted UDA delivered 2017 & 2018



Month	Adjusted Scheduled Activity (UDA)	
	2017	2018
April	517	462
May	1,055	979
June	1,462	1,282
July	1,849	1,941
August	2,467	2,564
September	3,137	3,203
October	3,654	3,833
November	4,065	4,251
December	4,701	4,815
January	5,342	5,391
February	6,066	6,103
March	6,801	6,777
April	7,066	
May	7,125	
June	7,125	

QUALITY

	Quantity	Base Number	Contract	AT	Region	England
% of FP17s for the same patient ID Re-attending within 3 months - Children	44	967	4.6%	10.1%	11.5%	11.9%
% of FP17s for the same patient ID Re-attending within 3 months - Adults	172	1,447	11.9%	15.5%	16.8%	16.0%
% of FP17s for the same patient ID Re-attending between 3 & 9 months - Children	469	967	48.5%	48.4%	47.7%	58.3%
% of FP17s for the same patient ID Re-attending between 3 & 9 months - Adults	557	1,447	38.5%	38.1%	38.2%	50.3%
% of FP17s for Band 1 Urgent Courses	162	2,326	7.0%	10.1%	10.6%	9.1%
% of FP17s Relating to Free Repair or Replacements	4	2,326	0.2%	0.6%	0.6%	0.8%
% of FP17s Relating to Continuations	3	2,326	0.1%	0.9%	0.8%	1.0%
% of Patients satisfied with the dentistry they have received	1	2	N/A	90.1%	89.3%	91.5%
% of Patients satisfied with the time they had to wait for an appointment	1	2	N/A	86.9%	84.4%	87.9%

* This is based on patients treated on this contract for their most recent course of treatment. Figures in italics indicate the base number of FP17s or Patient Questionnaire responses are less than 100. N/A is shown where the base number of responses is less than 10 during the period. % is calculated as Quantity/Base number*100

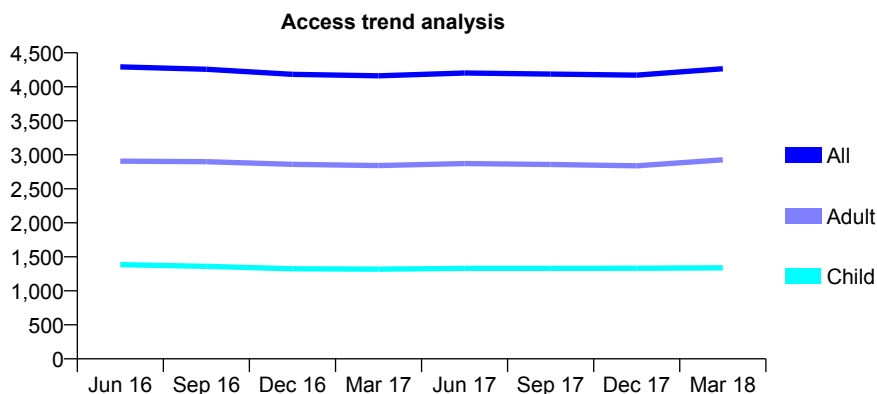
Q63 - Vital Signs At a Glance Contract Report for 141097/0001 - March 2018

Name or company name	Mr DJ Mehigan & Miss AM Peel
Contract type name	GDS Contract
Purpose of contract	General and Orthodontic
Contract start date	01/11/2006
Contract end date	

17/18 Contracted general activity (UDA)	14,962
Carry forward general activity (UDA)	0
17/18 Contracted orthodontic activity (UOA)	688
Carry forward orthodontic activity (UOA)	0
Baseline contract value	£376,806.25

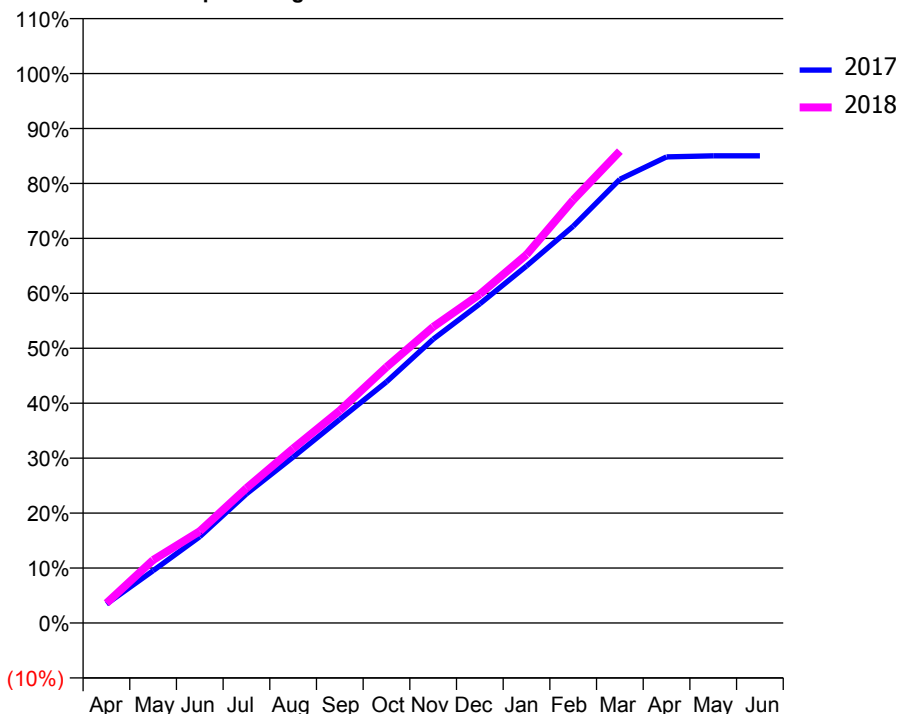
ACCESS*

Patients seen in 24 months	Total	Change since previous quarter
Quarter ending March 2017	4,161	
Quarter ending June 2017	4,202	→
Quarter ending September 2017	4,188	→
Quarter ending December 2017	4,171	→
Quarter ending March 2018	4,265	↑
Variance since March 2017	2.5%	↑



ACTIVITY

Cumulative percentage of contracted UDA delivered 2017 & 2018



Month	Adjusted Scheduled Activity (UDA)	
	2017	2018
April	518	541
May	1,425	1,716
June	2,350	2,501
July	3,517	3,673
August	4,519	4,751
September	5,545	5,786
October	6,567	6,969
November	7,729	8,062
December	8,689	8,951
January	9,721	10,030
February	10,805	11,519
March	12,081	12,848
April	12,692	
May	12,720	
June	12,721	

QUALITY

	Quantity	Base Number	Contract	AT	Region	England
% of FP17s for the same patient ID Re-attending within 3 months - Children	221	2,419	9.1%	10.1%	11.5%	11.9%
% of FP17s for the same patient ID Re-attending within 3 months - Adults	1,008	4,578	22.0%	15.5%	16.8%	16.0%
% of FP17s for the same patient ID Re-attending between 3 & 9 months - Children	1,318	2,419	54.5%	48.4%	47.7%	58.3%
% of FP17s for the same patient ID Re-attending between 3 & 9 months - Adults	2,268	4,578	49.5%	38.1%	38.2%	50.3%
% of FP17s for Band 1 Urgent Courses	411	6,187	6.6%	10.1%	10.6%	9.1%
% of FP17s Relating to Free Repair or Replacements	60	6,187	1.0%	0.6%	0.6%	0.8%
% of FP17s Relating to Continuations	353	6,187	5.7%	0.9%	0.8%	1.0%
% of Patients satisfied with the dentistry they have received	5	6	N/A	90.1%	89.3%	91.5%
% of Patients satisfied with the time they had to wait for an appointment	5	6	N/A	86.9%	84.4%	87.9%

* This is based on patients treated on this contract for their most recent course of treatment. Figures in italics indicate the base number of FP17s or Patient Questionnaire responses are less than 100. N/A is shown where the base number of responses is less than 10 during the period. % is calculated as Quantity/Base number*100

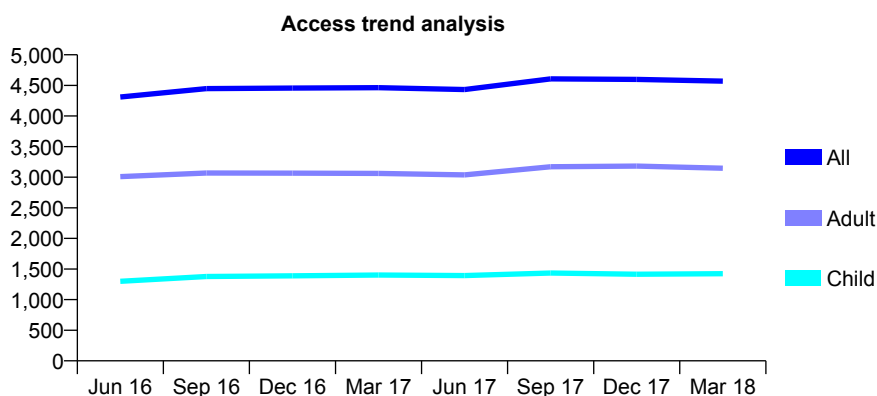
Q63 - Vital Signs At a Glance Contract Report for 141992/0001 - March 2018

Name or company name	S Cowley, R Ingham and J Angelo
Contract type name	GDS Contract
Purpose of contract	General
Contract start date	01/12/2012
Contract end date	

17/18 Contracted general activity (UDA)	20,575
Carry forward general activity (UDA)	0
17/18 Contracted orthodontic activity (UOA)	0
Carry forward orthodontic activity (UOA)	0
Baseline contract value	£637,688.84

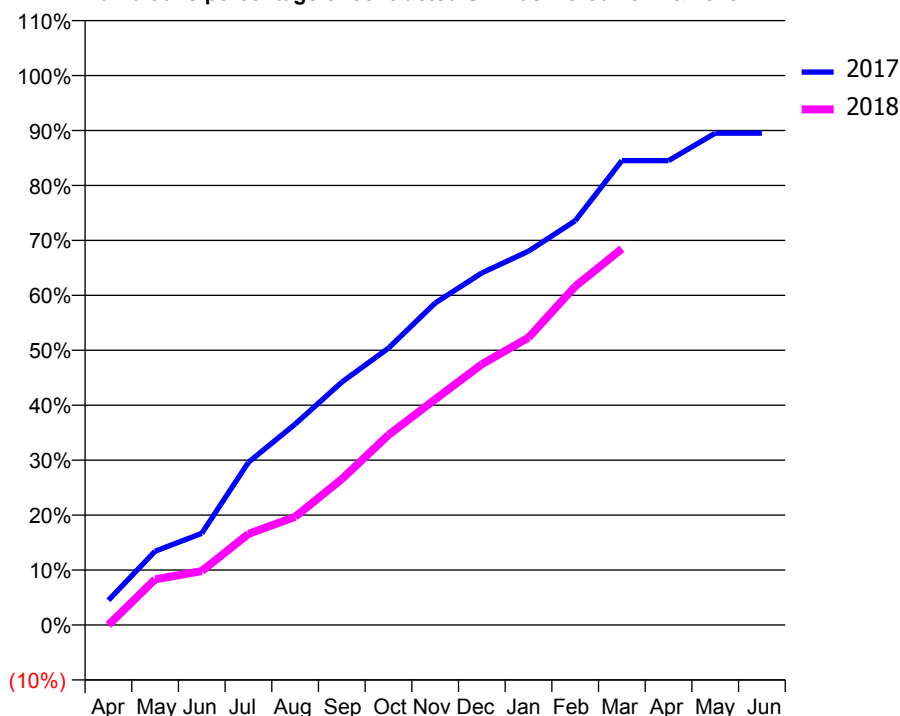
ACCESS*

Patients seen in 24 months	Total	Change since previous quarter
Quarter ending March 2017	4,463	
Quarter ending June 2017	4,433	→
Quarter ending September 2017	4,607	↑
Quarter ending December 2017	4,599	→
Quarter ending March 2018	4,570	→
Variance since March 2017	2.4%	↑



ACTIVITY

Cumulative percentage of contracted UDA delivered 2017 & 2018



Adjusted Scheduled Activity (UDA)

Month	2017	2018
April	928	0
May	2,766	1,711
June	3,435	2,018
July	6,092	3,411
August	7,522	4,052
September	9,092	5,465
October	10,366	7,118
November	12,053	8,453
December	13,184	9,766
January	13,998	10,761
February	15,138	12,682
March	17,388	14,087
April	17,388	
May	18,415	
June	18,414	

QUALITY

	Quantity	Base Number	Contract	AT	Region	England
% of FP17s for the same patient ID Re-attending within 3 months - Children	148	1,494	9.9%	10.1%	11.5%	11.9%
% of FP17s for the same patient ID Re-attending within 3 months - Adults	724	3,205	22.6%	15.5%	16.8%	16.0%
% of FP17s for the same patient ID Re-attending between 3 & 9 months - Children	541	1,494	36.2%	48.4%	47.7%	58.3%
% of FP17s for the same patient ID Re-attending between 3 & 9 months - Adults	910	3,205	28.4%	38.1%	38.2%	50.3%
% of FP17s for Band 1 Urgent Courses	824	4,509	18.3%	10.1%	10.6%	9.1%
% of FP17s Relating to Free Repair or Replacements	17	4,509	0.4%	0.6%	0.6%	0.8%
% of FP17s Relating to Continuations	128	4,509	2.8%	0.9%	0.8%	1.0%
% of Patients satisfied with the dentistry they have received	2	2	N/A	90.1%	89.3%	91.5%
% of Patients satisfied with the time they had to wait for an appointment	1	2	N/A	86.9%	84.4%	87.9%

* This is based on patients treated on this contract for their most recent course of treatment. Figures in italics indicate the base number of FP17s or Patient Questionnaire responses are less than 100. N/A is shown where the base number of responses is less than 10 during the period. % is calculated as Quantity/Base number*100

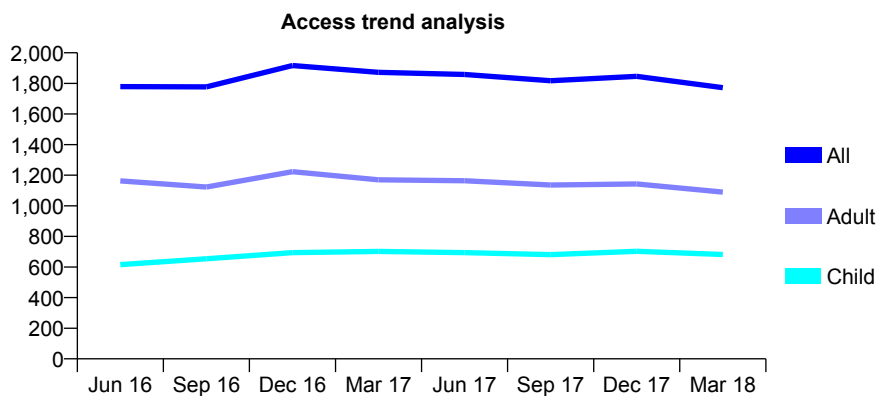
Q63 - Vital Signs At a Glance Contract Report for 142654/0001 - March 2018

Name or company name	Dr May Amour
Contract type name	GDS Contract
Purpose of contract	General
Contract start date	04/12/2012
Contract end date	

17/18 Contracted general activity (UDA)	4,000
Carry forward general activity (UDA)	-36
17/18 Contracted orthodontic activity (UOA)	0
Carry forward orthodontic activity (UOA)	0
Baseline contract value	£123,365.02

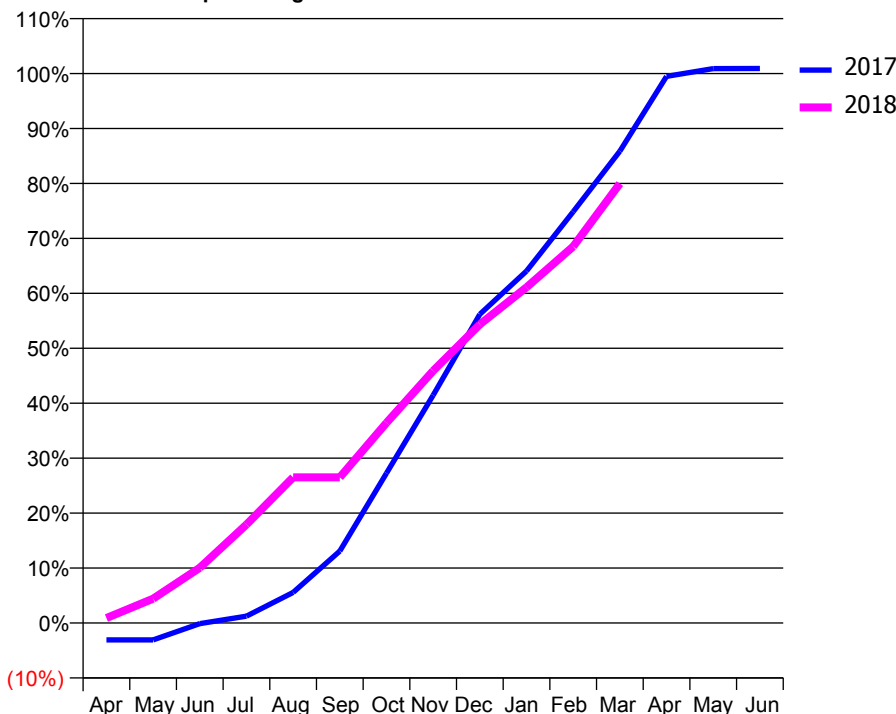
ACCESS*

Patients seen in 24 months	Total	Change since previous quarter
Quarter ending March 2017	1,872	
Quarter ending June 2017	1,858	→
Quarter ending September 2017	1,817	↓
Quarter ending December 2017	1,846	→
Quarter ending March 2018	1,772	↓
Variance since March 2017	(5.3%)	↓



ACTIVITY

Cumulative percentage of contracted UDA delivered 2017 & 2018



Month	Adjusted Scheduled Activity (UDA)	
	2017	2018
April	-124	36
May	-124	177
June	-5	403
July	50	717
August	223	1,061
September	524	1,061
October	1,090	1,458
November	1,659	1,836
December	2,248	2,173
January	2,562	2,444
February	2,994	2,740
March	3,435	3,199
April	3,979	
May	4,035	
June	4,036	

QUALITY

	Quantity	Base Number	Contract	AT	Region	England
% of FP17s for the same patient ID Re-attending within 3 months - Children	18	547	3.3%	10.1%	11.5%	11.9%
% of FP17s for the same patient ID Re-attending within 3 months - Adults	33	877	3.8%	15.5%	16.8%	16.0%
% of FP17s for the same patient ID Re-attending between 3 & 9 months - Children	143	547	26.1%	48.4%	47.7%	58.3%
% of FP17s for the same patient ID Re-attending between 3 & 9 months - Adults	198	877	22.6%	38.1%	38.2%	50.3%
% of FP17s for Band 1 Urgent Courses	151	1,277	11.8%	10.1%	10.6%	9.1%
% of FP17s Relating to Free Repair or Replacements	0	1,277	0.0%	0.6%	0.6%	0.8%
% of FP17s Relating to Continuations	0	1,277	0.0%	0.9%	0.8%	1.0%
% of Patients satisfied with the dentistry they have received	0	0	N/A	90.1%	89.3%	91.5%
% of Patients satisfied with the time they had to wait for an appointment	0	0	N/A	86.9%	84.4%	87.9%

* This is based on patients treated on this contract for their most recent course of treatment. Figures in italics indicate the base number of FP17s or Patient Questionnaire responses are less than 100. N/A is shown where the base number of responses is less than 10 during the period. % is calculated as Quantity/Base number*100

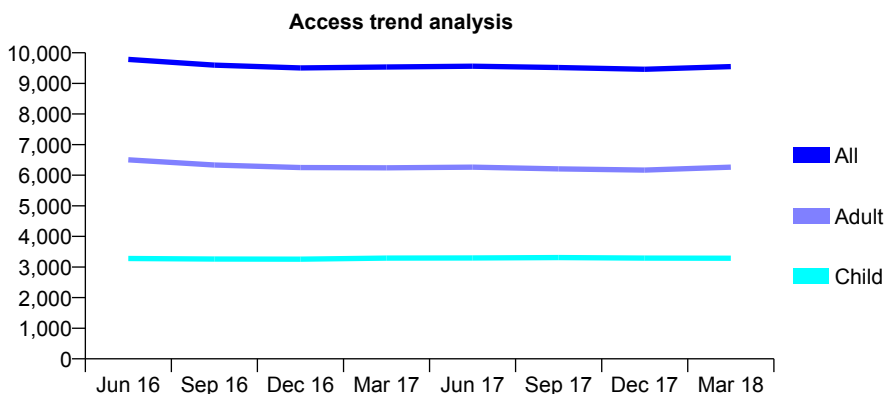
Q63 - Vital Signs At a Glance Contract Report for 143553/0001 - March 2018

Name or company name	Brigstock Dental Practice
Contract type name	GDS Contract
Purpose of contract	General
Contract start date	05/06/2014
Contract end date	

17/18 Contracted general activity (UDA)	21,983
Carry forward general activity (UDA)	12
17/18 Contracted orthodontic activity (UOA)	0
Carry forward orthodontic activity (UOA)	0
Baseline contract value	£638,692.15

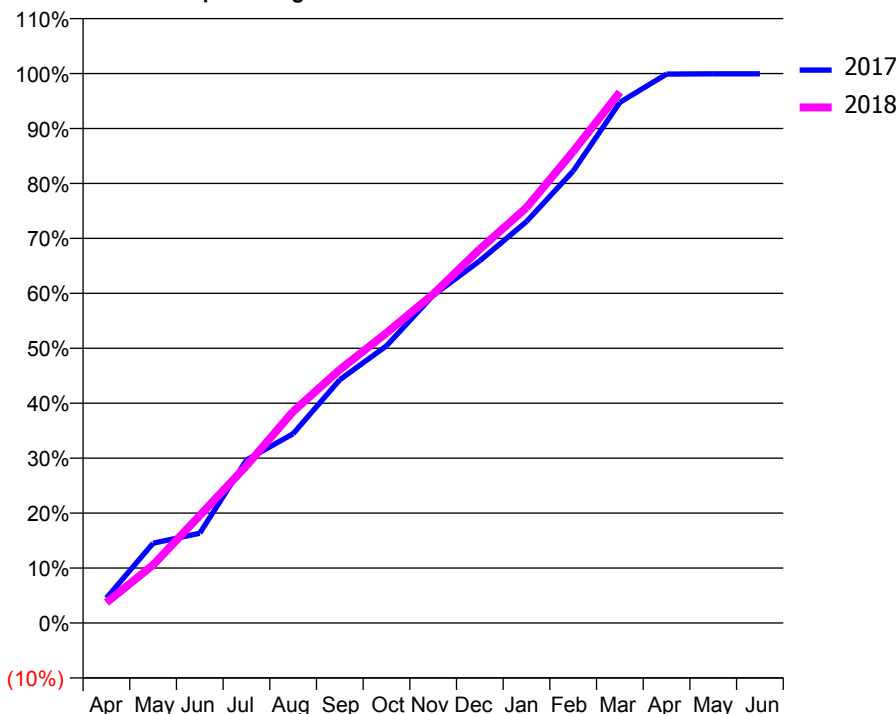
ACCESS*

Patients seen in 24 months	Total	Change since previous quarter
Quarter ending March 2017	9,535	
Quarter ending June 2017	9,560	→
Quarter ending September 2017	9,518	→
Quarter ending December 2017	9,461	→
Quarter ending March 2018	9,549	→
Variance since March 2017	0.1%	→



ACTIVITY

Cumulative percentage of contracted UDA delivered 2017 & 2018



Month	Adjusted Scheduled Activity (UDA)	
	2017	2018
April	1,002	817
May	3,192	2,322
June	3,594	4,300
July	6,524	6,294
August	7,572	8,463
September	9,734	10,138
October	11,085	11,605
November	13,111	13,156
December	14,491	14,959
January	16,058	16,620
February	18,081	18,865
March	20,831	21,238
April	21,960	
May	21,970	
June	21,971	

QUALITY

	Quantity	Base Number	Contract	AT	Region	England
% of FP17s for the same patient ID Re-attending within 3 months - Children	299	4,417	6.8%	10.1%	11.5%	11.9%
% of FP17s for the same patient ID Re-attending within 3 months - Adults	998	7,108	14.0%	15.5%	16.8%	16.0%
% of FP17s for the same patient ID Re-attending between 3 & 9 months - Children	2,358	4,417	53.4%	48.4%	47.7%	58.3%
% of FP17s for the same patient ID Re-attending between 3 & 9 months - Adults	2,887	7,108	40.6%	38.1%	38.2%	50.3%
% of FP17s for Band 1 Urgent Courses	1,086	10,447	10.4%	10.1%	10.6%	9.1%
% of FP17s Relating to Free Repair or Replacements	29	10,447	0.3%	0.6%	0.6%	0.8%
% of FP17s Relating to Continuations	56	10,447	0.5%	0.9%	0.8%	1.0%
% of Patients satisfied with the dentistry they have received	3	5	N/A	90.1%	89.3%	91.5%
% of Patients satisfied with the time they had to wait for an appointment	4	5	N/A	86.9%	84.4%	87.9%

* This is based on patients treated on this contract for their most recent course of treatment. Figures in italics indicate the base number of FP17s or Patient Questionnaire responses are less than 100. N/A is shown where the base number of responses is less than 10 during the period. % is calculated as Quantity/Base number*100

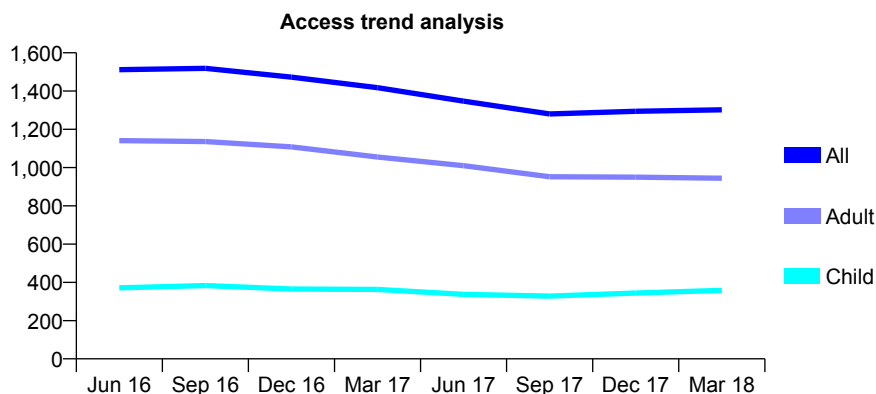
Q63 - Vital Signs At a Glance Contract Report for 144312/0001 - March 2018

Name or company name	Shortlands Dental Practice Limited
Contract type name	GDS Contract
Purpose of contract	General
Contract start date	01/08/2009
Contract end date	

17/18 Contracted general activity (UDA)	5,010
Carry forward general activity (UDA)	-64
17/18 Contracted orthodontic activity (UOA)	0
Carry forward orthodontic activity (UOA)	0
Baseline contract value	£128,926.46

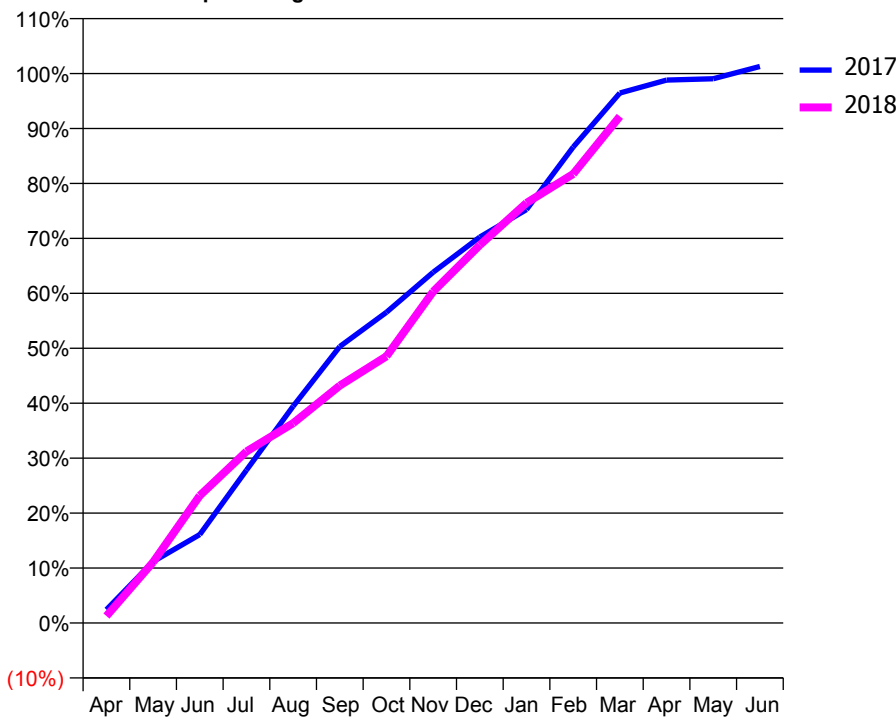
ACCESS*

Patients seen in 24 months	Total	Change since previous quarter
Quarter ending March 2017	1,418	
Quarter ending June 2017	1,347	↓
Quarter ending September 2017	1,280	↓
Quarter ending December 2017	1,294	→
Quarter ending March 2018	1,302	→
Variance since March 2017	(8.2%)	↓



ACTIVITY

Cumulative percentage of contracted UDA delivered 2017 & 2018



Month	Adjusted Scheduled Activity (UDA)	
	2017	2018
April	122	64
May	560	555
June	806	1,162
July	1,394	1,564
August	1,976	1,822
September	2,521	2,165
October	2,833	2,432
November	3,198	3,022
December	3,519	3,446
January	3,769	3,831
February	4,340	4,095
March	4,832	4,620
April	4,950	
May	4,962	
June	5,074	

QUALITY

	Quantity	Base Number	Contract	AT	Region	England
% of FP17s for the same patient ID Re-attending within 3 months - Children	61	517	11.8%	10.1%	11.5%	11.9%
% of FP17s for the same patient ID Re-attending within 3 months - Adults	146	984	14.8%	15.5%	16.8%	16.0%
% of FP17s for the same patient ID Re-attending between 3 & 9 months - Children	251	517	48.5%	48.4%	47.7%	58.3%
% of FP17s for the same patient ID Re-attending between 3 & 9 months - Adults	383	984	38.9%	38.1%	38.2%	50.3%
% of FP17s for Band 1 Urgent Courses	119	1,435	8.3%	10.1%	10.6%	9.1%
% of FP17s Relating to Free Repair or Replacements	16	1,435	1.1%	0.6%	0.6%	0.8%
% of FP17s Relating to Continuations	19	1,435	1.3%	0.9%	0.8%	1.0%
% of Patients satisfied with the dentistry they have received	1	2	N/A	90.1%	89.3%	91.5%
% of Patients satisfied with the time they had to wait for an appointment	1	2	N/A	86.9%	84.4%	87.9%

* This is based on patients treated on this contract for their most recent course of treatment. Figures in italics indicate the base number of FP17s or Patient Questionnaire responses are less than 100. N/A is shown where the base number of responses is less than 10 during the period. % is calculated as Quantity/Base number*100

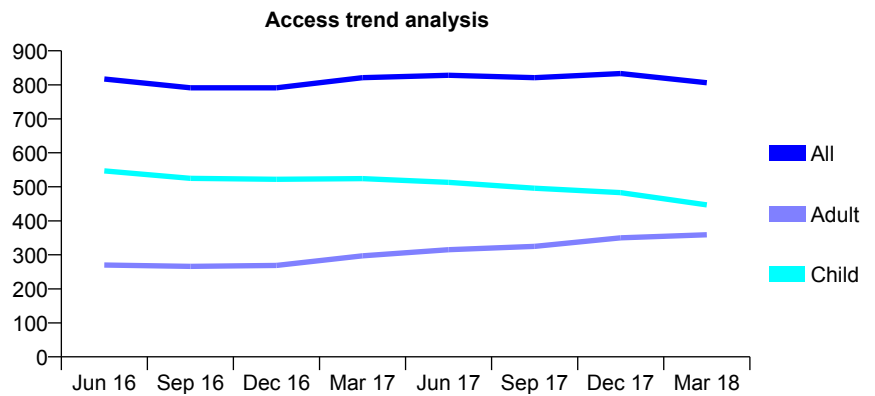
Q63 - Vital Signs At a Glance Contract Report for 144347/0001 - March 2018

Name or company name	Ivory
Contract type name	GDS Contract
Purpose of contract	General
Contract start date	01/06/2009
Contract end date	

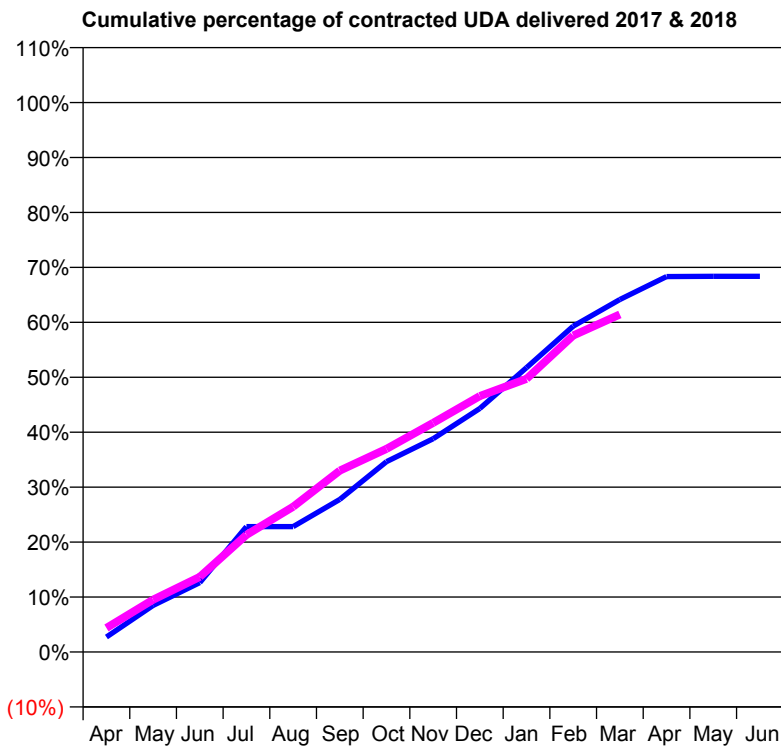
17/18 Contracted general activity (UDA)	3,269
Carry forward general activity (UDA)	0
17/18 Contracted orthodontic activity (UOA)	0
Carry forward orthodontic activity (UOA)	0
Baseline contract value	£79,057.46

ACCESS*

Patients seen in 24 months	Total	Change since previous quarter
Quarter ending March 2017	821	
Quarter ending June 2017	828	→
Quarter ending September 2017	821	→
Quarter ending December 2017	833	→
Quarter ending March 2018	806	↓
Variance since March 2017	(1.8%)	↓



ACTIVITY



Month	Adjusted Scheduled Activity (UDA)	
	2017	2018
April	89	143
May	277	311
June	413	447
July	746	697
August	746	864
September	908	1,079
October	1,133	1,208
November	1,269	1,363
December	1,449	1,523
January	1,692	1,625
February	1,938	1,883
March	2,097	2,008
April	2,234	
May	2,235	
June	2,235	

QUALITY

	Quantity	Base Number	Contract	AT	Region	England
% of FP17s for the same patient ID Re-attending within 3 months - Children	74	749	9.9%	10.1%	11.5%	11.9%
% of FP17s for the same patient ID Re-attending within 3 months - Adults	60	392	15.3%	15.5%	16.8%	16.0%
% of FP17s for the same patient ID Re-attending between 3 & 9 months - Children	487	749	65.0%	48.4%	47.7%	58.3%
% of FP17s for the same patient ID Re-attending between 3 & 9 months - Adults	163	392	41.6%	38.1%	38.2%	50.3%
% of FP17s for Band 1 Urgent Courses	101	1,063	9.5%	10.1%	10.6%	9.1%
% of FP17s Relating to Free Repair or Replacements	1	1,063	0.1%	0.6%	0.6%	0.8%
% of FP17s Relating to Continuations	9	1,063	0.8%	0.9%	0.8%	1.0%
% of Patients satisfied with the dentistry they have received	1	1	N/A	90.1%	89.3%	91.5%
% of Patients satisfied with the time they had to wait for an appointment	1	1	N/A	86.9%	84.4%	87.9%

* This is based on patients treated on this contract for their most recent course of treatment. Figures in italics indicate the base number of FP17s or Patient Questionnaire responses are less than 100. N/A is shown where the base number of responses is less than 10 during the period. % is calculated as Quantity/Base number*100

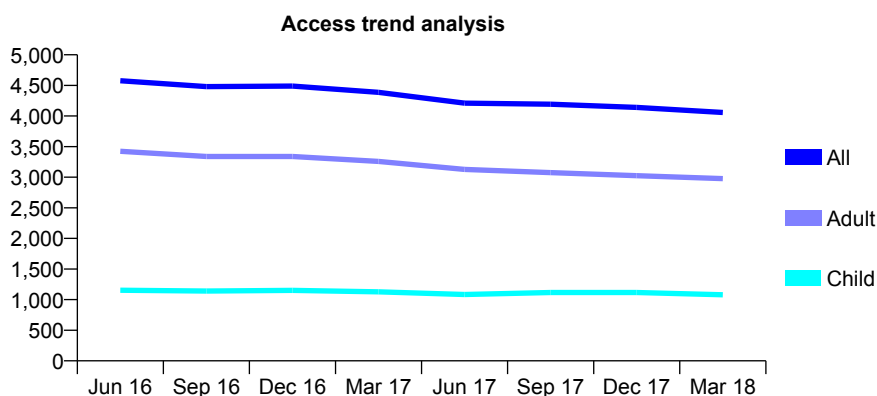
Q63 - Vital Signs At a Glance Contract Report for 146161/0001 - March 2018

Name or company name	a/s dental The Aesthetic Smile Studio
Contract type name	GDS Contract
Purpose of contract	General
Contract start date	01/04/2006
Contract end date	

17/18 Contracted general activity (UDA)	11,777
Carry forward general activity (UDA)	0
17/18 Contracted orthodontic activity (UOA)	0
Carry forward orthodontic activity (UOA)	0
Baseline contract value	£279,751.34

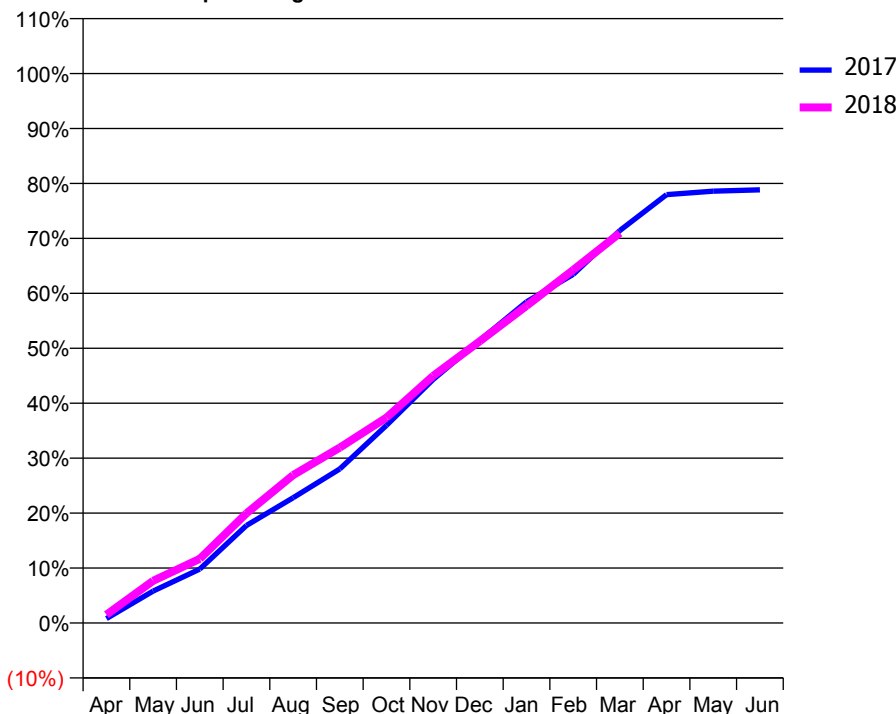
ACCESS*

Patients seen in 24 months	Total	Change since previous quarter
Quarter ending March 2017	4,386	
Quarter ending June 2017	4,210	↓
Quarter ending September 2017	4,193	→
Quarter ending December 2017	4,141	↓
Quarter ending March 2018	4,058	↓
Variance since March 2017	(7.5%)	↓



ACTIVITY

Cumulative percentage of contracted UDA delivered 2017 & 2018



Adjusted Scheduled Activity (UDA)

Month	2017	2018
April	95	179
May	685	904
June	1,157	1,375
July	2,092	2,350
August	2,684	3,170
September	3,302	3,760
October	4,236	4,403
November	5,220	5,296
December	6,060	6,041
January	6,882	6,798
February	7,472	7,566
March	8,413	8,357
April	9,182	
May	9,255	
June	9,283	

QUALITY

	Quantity	Base Number	Contract	AT	Region	England
% of FP17s for the same patient ID Re-attending within 3 months - Children	76	1,155	6.6%	10.1%	11.5%	11.9%
% of FP17s for the same patient ID Re-attending within 3 months - Adults	328	3,150	10.4%	15.5%	16.8%	16.0%
% of FP17s for the same patient ID Re-attending between 3 & 9 months - Children	438	1,155	37.9%	48.4%	47.7%	58.3%
% of FP17s for the same patient ID Re-attending between 3 & 9 months - Adults	1,340	3,150	42.5%	38.1%	38.2%	50.3%
% of FP17s for Band 1 Urgent Courses	493	3,930	12.5%	10.1%	10.6%	9.1%
% of FP17s Relating to Free Repair or Replacements	25	3,930	0.6%	0.6%	0.6%	0.8%
% of FP17s Relating to Continuations	7	3,930	0.2%	0.9%	0.8%	1.0%
% of Patients satisfied with the dentistry they have received	4	4	N/A	90.1%	89.3%	91.5%
% of Patients satisfied with the time they had to wait for an appointment	3	4	N/A	86.9%	84.4%	87.9%

* This is based on patients treated on this contract for their most recent course of treatment. Figures in italics indicate the base number of FP17s or Patient Questionnaire responses are less than 100. N/A is shown where the base number of responses is less than 10 during the period. % is calculated as Quantity/Base number*100

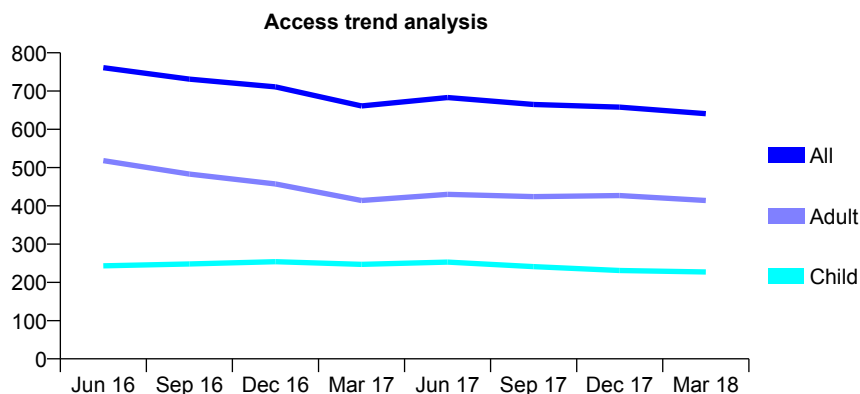
Q63 - Vital Signs At a Glance Contract Report for 146757/0001 - March 2018

Name or company name	Dental Matters
Contract type name	GDS Contract
Purpose of contract	General
Contract start date	01/11/2009
Contract end date	

17/18 Contracted general activity (UDA)	3,000
Carry forward general activity (UDA)	-60
17/18 Contracted orthodontic activity (UOA)	0
Carry forward orthodontic activity (UOA)	0
Baseline contract value	£96,826.31

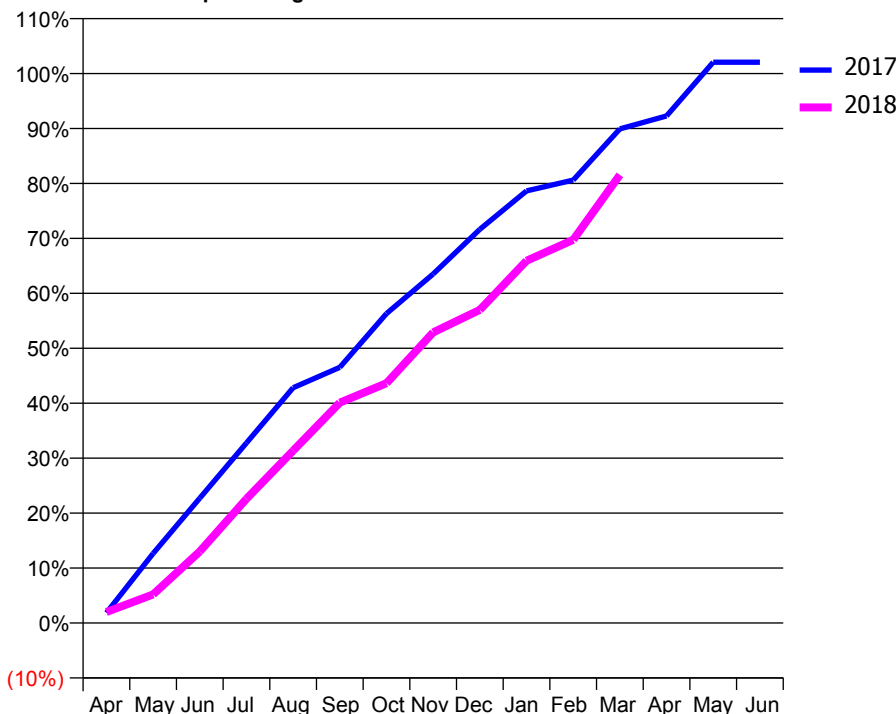
ACCESS*

Patients seen in 24 months	Total	Change since previous quarter
Quarter ending March 2017	661	
Quarter ending June 2017	683	↑
Quarter ending September 2017	665	↓
Quarter ending December 2017	658	↓
Quarter ending March 2018	641	↓
Variance since March 2017	(3.0%)	↓



ACTIVITY

Cumulative percentage of contracted UDA delivered 2017 & 2018



Month	Adjusted Scheduled Activity (UDA)	
	2017	2018
April	56	60
May	380	156
June	682	390
July	983	678
August	1,284	941
September	1,396	1,203
October	1,689	1,309
November	1,905	1,587
December	2,150	1,710
January	2,359	1,978
February	2,418	2,092
March	2,697	2,446
April	2,768	
May	3,062	
June	3,062	

QUALITY

	Quantity	Base Number	Contract	AT	Region	England
% of FP17s for the same patient ID Re-attending within 3 months - Children	5	203	2.5%	10.1%	11.5%	11.9%
% of FP17s for the same patient ID Re-attending within 3 months - Adults	22	385	5.7%	15.5%	16.8%	16.0%
% of FP17s for the same patient ID Re-attending between 3 & 9 months - Children	50	203	24.6%	48.4%	47.7%	58.3%
% of FP17s for the same patient ID Re-attending between 3 & 9 months - Adults	85	385	22.1%	38.1%	38.2%	50.3%
% of FP17s for Band 1 Urgent Courses	22	505	4.4%	10.1%	10.6%	9.1%
% of FP17s Relating to Free Repair or Replacements	0	505	0.0%	0.6%	0.6%	0.8%
% of FP17s Relating to Continuations	0	505	0.0%	0.9%	0.8%	1.0%
% of Patients satisfied with the dentistry they have received	0	0	N/A	90.1%	89.3%	91.5%
% of Patients satisfied with the time they had to wait for an appointment	0	0	N/A	86.9%	84.4%	87.9%

* This is based on patients treated on this contract for their most recent course of treatment. Figures in italics indicate the base number of FP17s or Patient Questionnaire responses are less than 100. N/A is shown where the base number of responses is less than 10 during the period. % is calculated as Quantity/Base number*100

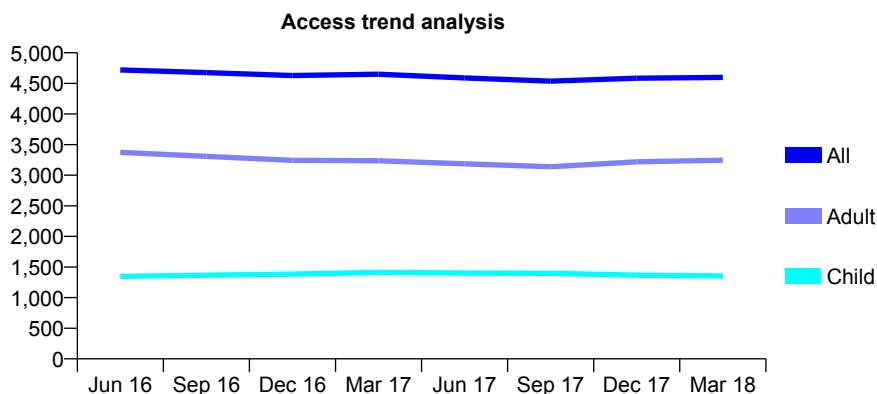
Q63 - Vital Signs At a Glance Contract Report for 147060/0001 - March 2018

Name or company name	Purley Whites Dental Care
Contract type name	GDS Contract
Purpose of contract	General and Orthodontic
Contract start date	01/04/2006
Contract end date	

17/18 Contracted general activity (UDA)	10,277
Carry forward general activity (UDA)	-17
17/18 Contracted orthodontic activity (UOA)	296
Carry forward orthodontic activity (UOA)	-6
Baseline contract value	£285,754.66

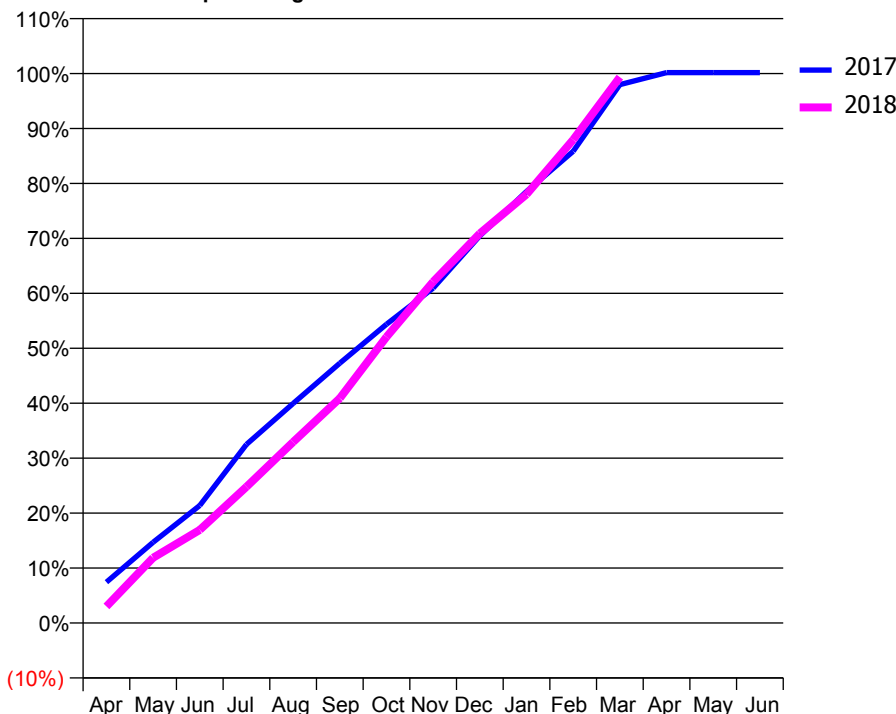
ACCESS*

Patients seen in 24 months	Total	Change since previous quarter
Quarter ending March 2017	4,650	
Quarter ending June 2017	4,589	↓
Quarter ending September 2017	4,537	↓
Quarter ending December 2017	4,585	→
Quarter ending March 2018	4,598	→
Variance since March 2017	(1.1%)	↓



ACTIVITY

Cumulative percentage of contracted UDA delivered 2017 & 2018



Month	Adjusted Scheduled Activity (UDA)	
	2017	2018
April	765	310
May	1,509	1,221
June	2,198	1,743
July	3,341	2,548
August	4,107	3,387
September	4,859	4,203
October	5,587	5,351
November	6,263	6,383
December	7,241	7,286
January	8,072	8,016
February	8,822	9,038
March	10,070	10,210
April	10,294	
May	10,294	
June	10,294	

QUALITY

	Quantity	Base Number	Contract	AT	Region	England
% of FP17s for the same patient ID Re-attending within 3 months - Children	75	1,433	5.2%	10.1%	11.5%	11.9%
% of FP17s for the same patient ID Re-attending within 3 months - Adults	294	2,817	10.4%	15.5%	16.8%	16.0%
% of FP17s for the same patient ID Re-attending between 3 & 9 months - Children	530	1,433	37.0%	48.4%	47.7%	58.3%
% of FP17s for the same patient ID Re-attending between 3 & 9 months - Adults	734	2,817	26.1%	38.1%	38.2%	50.3%
% of FP17s for Band 1 Urgent Courses	150	4,116	3.6%	10.1%	10.6%	9.1%
% of FP17s Relating to Free Repair or Replacements	30	4,116	0.7%	0.6%	0.6%	0.8%
% of FP17s Relating to Continuations	85	4,116	2.1%	0.9%	0.8%	1.0%
% of Patients satisfied with the dentistry they have received	2	2	N/A	90.1%	89.3%	91.5%
% of Patients satisfied with the time they had to wait for an appointment	2	2	N/A	86.9%	84.4%	87.9%

* This is based on patients treated on this contract for their most recent course of treatment. Figures in italics indicate the base number of FP17s or Patient Questionnaire responses are less than 100. N/A is shown where the base number of responses is less than 10 during the period. % is calculated as Quantity/Base number*100

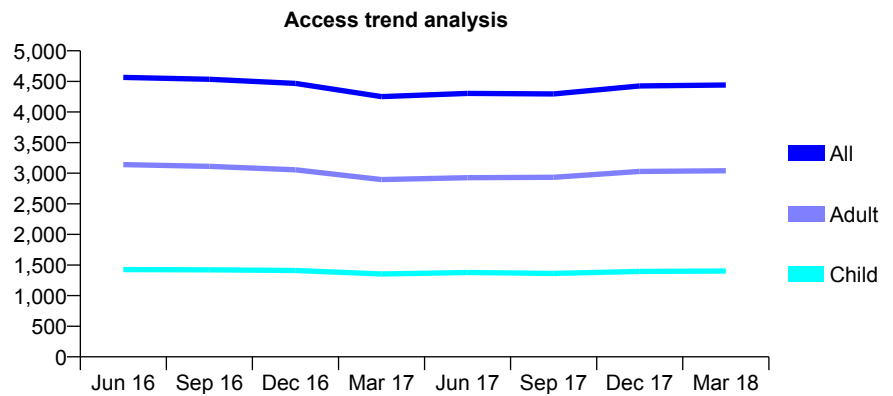
Q63 - Vital Signs At a Glance Contract Report for 147494/0001 - March 2018

Name or company name	Augustus Road Dental Practice
Contract type name	GDS Contract
Purpose of contract	General
Contract start date	06/11/2007
Contract end date	

17/18 Contracted general activity (UDA)	11,356
Carry forward general activity (UDA)	-95
17/18 Contracted orthodontic activity (UOA)	0
Carry forward orthodontic activity (UOA)	0
Baseline contract value	£384,556.73

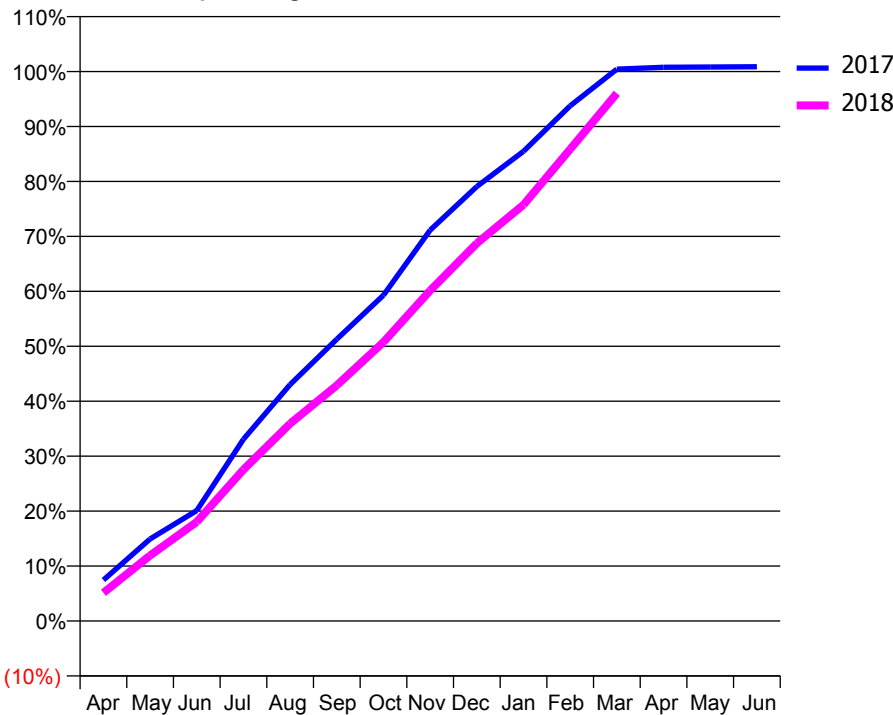
ACCESS*

Patients seen in 24 months	Total	Change since previous quarter
Quarter ending March 2017	4,252	
Quarter ending June 2017	4,304	→
Quarter ending September 2017	4,296	→
Quarter ending December 2017	4,425	↑
Quarter ending March 2018	4,441	→
Variance since March 2017	4.4%	↑



ACTIVITY

Cumulative percentage of contracted UDA delivered 2017 & 2018



Month	Adjusted Scheduled Activity (UDA)	
	2017	2018
April	825	582
May	1,652	1,353
June	2,224	2,049
July	3,659	3,130
August	4,757	4,081
September	5,670	4,871
October	6,555	5,764
November	7,864	6,831
December	8,741	7,805
January	9,450	8,601
February	10,365	9,750
March	11,104	10,905
April	11,142	
May	11,146	
June	11,151	

QUALITY

	Quantity	Base Number	Contract	AT	Region	England
% of FP17s for the same patient ID Re-attending within 3 months - Children	103	1,846	5.6%	10.1%	11.5%	11.9%
% of FP17s for the same patient ID Re-attending within 3 months - Adults	415	3,355	12.4%	15.5%	16.8%	16.0%
% of FP17s for the same patient ID Re-attending between 3 & 9 months - Children	955	1,846	51.7%	48.4%	47.7%	58.3%
% of FP17s for the same patient ID Re-attending between 3 & 9 months - Adults	1,317	3,355	39.3%	38.1%	38.2%	50.3%
% of FP17s for Band 1 Urgent Courses	400	5,174	7.7%	10.1%	10.6%	9.1%
% of FP17s Relating to Free Repair or Replacements	13	5,174	0.3%	0.6%	0.6%	0.8%
% of FP17s Relating to Continuations	12	5,174	0.2%	0.9%	0.8%	1.0%
% of Patients satisfied with the dentistry they have received	1	2	N/A	90.1%	89.3%	91.5%
% of Patients satisfied with the time they had to wait for an appointment	2	2	N/A	86.9%	84.4%	87.9%

* This is based on patients treated on this contract for their most recent course of treatment. Figures in italics indicate the base number of FP17s or Patient Questionnaire responses are less than 100. N/A is shown where the base number of responses is less than 10 during the period. % is calculated as Quantity/Base number*100

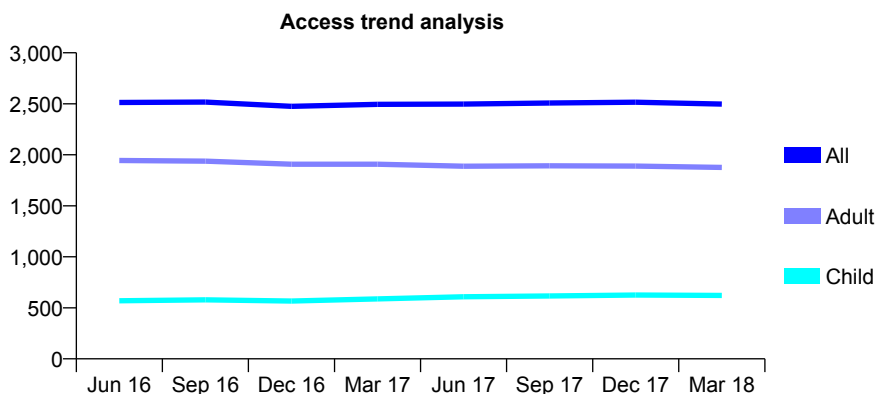
Q63 - Vital Signs At a Glance Contract Report for 149381/0001 - March 2018

Name or company name	Leong & Motlagh
Contract type name	GDS Contract
Purpose of contract	General
Contract start date	28/03/2013
Contract end date	

17/18 Contracted general activity (UDA)	7,581
Carry forward general activity (UDA)	31
17/18 Contracted orthodontic activity (UOA)	0
Carry forward orthodontic activity (UOA)	0
Baseline contract value	£227,944.92

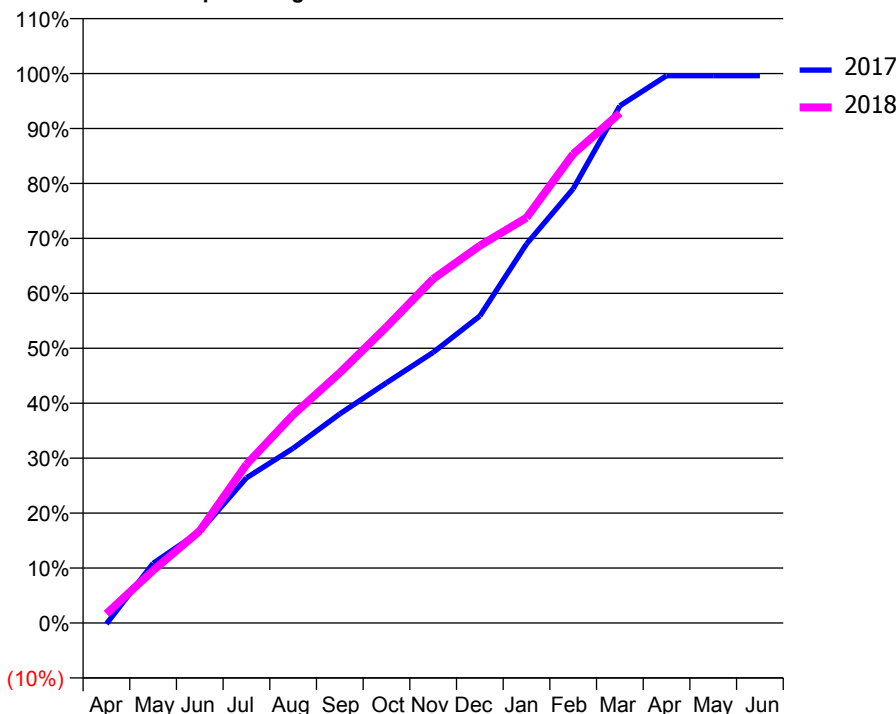
ACCESS*

Patients seen in 24 months	Total	Change since previous quarter
Quarter ending March 2017	2,495	
Quarter ending June 2017	2,497	→
Quarter ending September 2017	2,508	→
Quarter ending December 2017	2,516	→
Quarter ending March 2018	2,498	→
Variance since March 2017	0.1%	→



ACTIVITY

Cumulative percentage of contracted UDA delivered 2017 & 2018



Month	Adjusted Scheduled Activity (UDA)	
	2017	2018
April	-14	129
May	823	726
June	1,263	1,273
July	2,003	2,189
August	2,411	2,873
September	2,885	3,452
October	3,315	4,085
November	3,733	4,746
December	4,236	5,206
January	5,229	5,592
February	5,991	6,472
March	7,134	7,035
April	7,550	
May	7,550	
June	7,550	

QUALITY

	Quantity	Base Number	Contract	AT	Region	England
% of FP17s for the same patient ID Re-attending within 3 months - Children	47	706	6.7%	10.1%	11.5%	11.9%
% of FP17s for the same patient ID Re-attending within 3 months - Adults	336	2,133	15.8%	15.5%	16.8%	16.0%
% of FP17s for the same patient ID Re-attending between 3 & 9 months - Children	266	706	37.7%	48.4%	47.7%	58.3%
% of FP17s for the same patient ID Re-attending between 3 & 9 months - Adults	844	2,133	39.6%	38.1%	38.2%	50.3%
% of FP17s for Band 1 Urgent Courses	280	2,717	10.3%	10.1%	10.6%	9.1%
% of FP17s Relating to Free Repair or Replacements	63	2,717	2.3%	0.6%	0.6%	0.8%
% of FP17s Relating to Continuations	45	2,717	1.7%	0.9%	0.8%	1.0%
% of Patients satisfied with the dentistry they have received	2	2	N/A	90.1%	89.3%	91.5%
% of Patients satisfied with the time they had to wait for an appointment	2	2	N/A	86.9%	84.4%	87.9%

* This is based on patients treated on this contract for their most recent course of treatment. Figures in italics indicate the base number of FP17s or Patient Questionnaire responses are less than 100. N/A is shown where the base number of responses is less than 10 during the period. % is calculated as Quantity/Base number*100

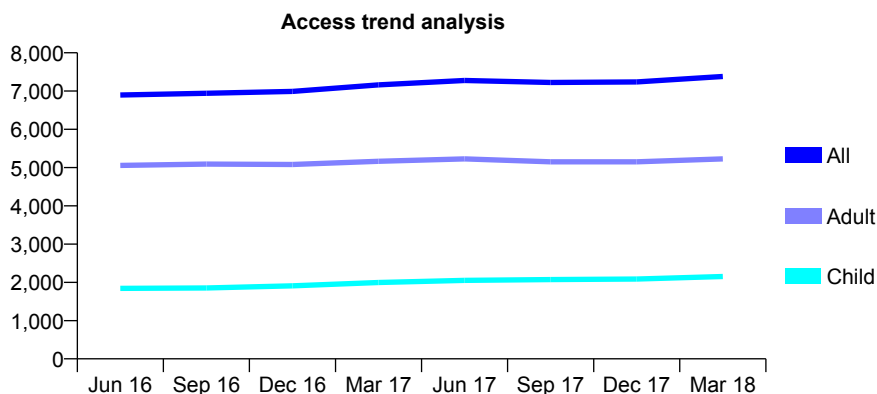
Q63 - Vital Signs At a Glance Contract Report for 149659/0001 - March 2018

Name or company name	Dr A Prashad (962465) and Dr Meeraj Pate
Contract type name	GDS Contract
Purpose of contract	General
Contract start date	01/06/2014
Contract end date	

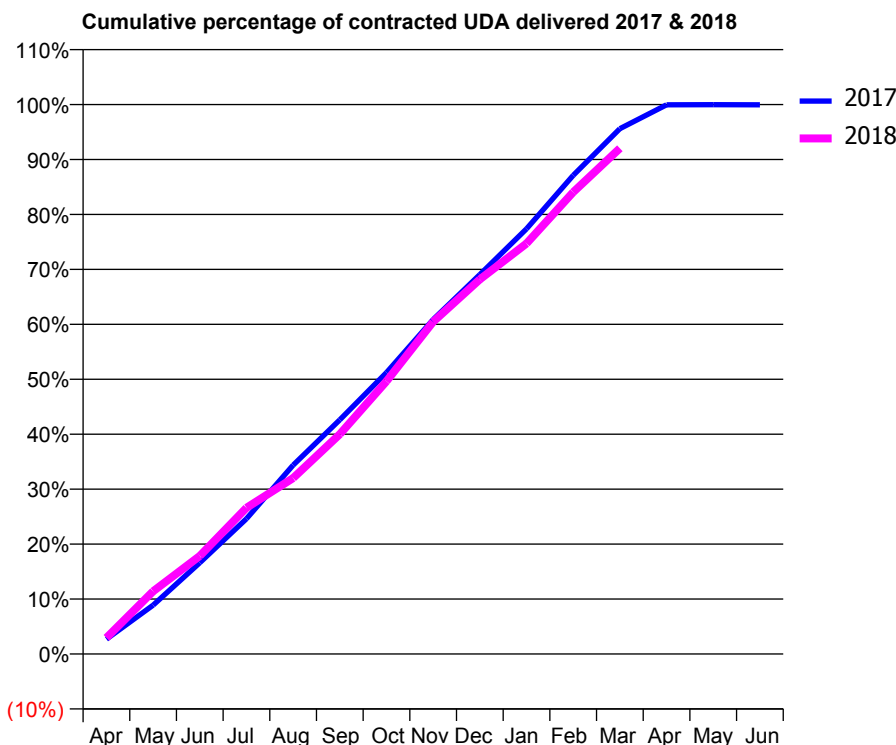
17/18 Contracted general activity (UDA)	14,000
Carry forward general activity (UDA)	6
17/18 Contracted orthodontic activity (UOA)	0
Carry forward orthodontic activity (UOA)	0
Baseline contract value	£318,921.80

ACCESS*

Patients seen in 24 months	Total	Change since previous quarter
Quarter ending March 2017	7,161	
Quarter ending June 2017	7,278	→
Quarter ending September 2017	7,224	→
Quarter ending December 2017	7,237	→
Quarter ending March 2018	7,380	→
Variance since March 2017	3.1%	↑



ACTIVITY



Month	Adjusted Scheduled Activity (UDA)	
	2017	2018
April	380	412
May	1,246	1,599
June	2,327	2,500
July	3,445	3,726
August	4,811	4,483
September	5,966	5,600
October	7,171	6,949
November	8,524	8,464
December	9,669	9,546
January	10,833	10,459
February	12,193	11,767
March	13,383	12,884
April	13,992	
May	13,995	
June	13,994	

QUALITY

	Quantity	Base Number	Contract	AT	Region	England
% of FP17s for the same patient ID Re-attending within 3 months - Children	139	2,679	5.2%	10.1%	11.5%	11.9%
% of FP17s for the same patient ID Re-attending within 3 months - Adults	784	5,638	13.9%	15.5%	16.8%	16.0%
% of FP17s for the same patient ID Re-attending between 3 & 9 months - Children	1,182	2,679	44.1%	48.4%	47.7%	58.3%
% of FP17s for the same patient ID Re-attending between 3 & 9 months - Adults	2,000	5,638	35.5%	38.1%	38.2%	50.3%
% of FP17s for Band 1 Urgent Courses	666	6,851	9.7%	10.1%	10.6%	9.1%
% of FP17s Relating to Free Repair or Replacements	46	6,851	0.7%	0.6%	0.6%	0.8%
% of FP17s Relating to Continuations	26	6,851	0.4%	0.9%	0.8%	1.0%
% of Patients satisfied with the dentistry they have received	4	4	N/A	90.1%	89.3%	91.5%
% of Patients satisfied with the time they had to wait for an appointment	3	4	N/A	86.9%	84.4%	87.9%

* This is based on patients treated on this contract for their most recent course of treatment. Figures in italics indicate the base number of FP17s or Patient Questionnaire responses are less than 100. N/A is shown where the base number of responses is less than 10 during the period. % is calculated as Quantity/Base number*100

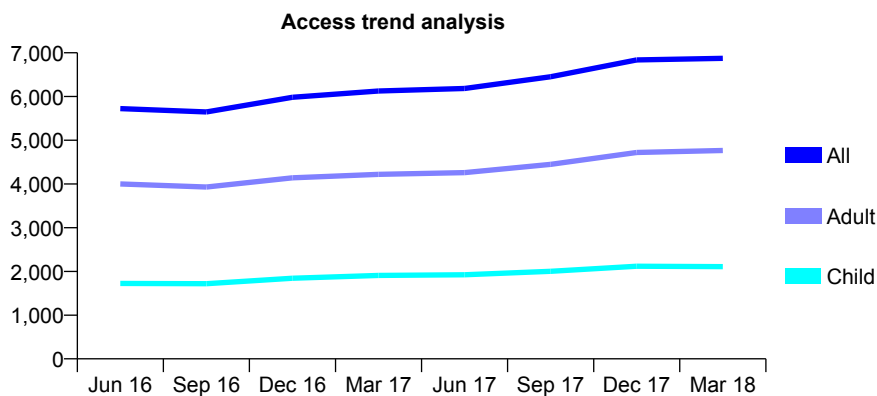
Q63 - Vital Signs At a Glance Contract Report for 151335/0001 - March 2018

Name or company name	Peckham Dental Care
Contract type name	GDS Contract
Purpose of contract	General
Contract start date	01/04/2008
Contract end date	

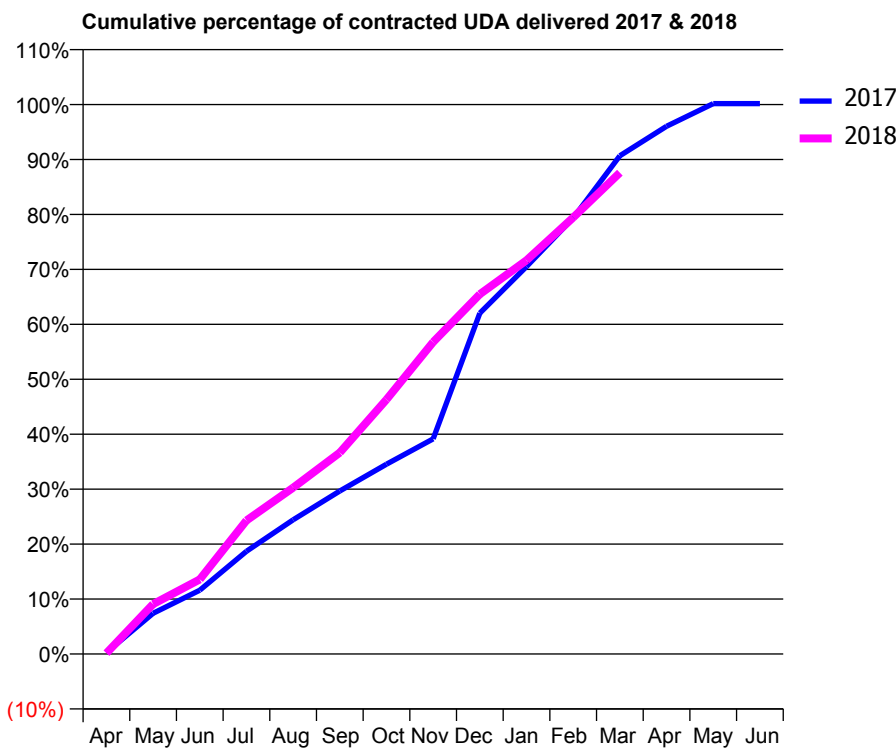
17/18 Contracted general activity (UDA)	24,000
Carry forward general activity (UDA)	-40
17/18 Contracted orthodontic activity (UOA)	0
Carry forward orthodontic activity (UOA)	0
Baseline contract value	£582,328.44

ACCESS*

Patients seen in 24 months	Total	Change since previous quarter
Quarter ending March 2017	6,126	
Quarter ending June 2017	6,184	→
Quarter ending September 2017	6,451	↑
Quarter ending December 2017	6,837	↑
Quarter ending March 2018	6,874	→
Variance since March 2017	12.2%	↑



ACTIVITY



Month	Adjusted Scheduled Activity (UDA)	
	2017	2018
April	66	40
May	1,778	2,182
June	2,785	3,257
July	4,486	5,830
August	5,860	7,267
September	7,123	8,799
October	8,291	11,114
November	9,395	13,625
December	14,888	15,718
January	16,922	17,193
February	19,041	19,064
March	21,763	21,023
April	23,050	
May	24,039	
June	24,040	

QUALITY

	Quantity	Base Number	Contract	AT	Region	England
% of FP17s for the same patient ID Re-attending within 3 months - Children	169	2,479	6.8%	10.1%	11.5%	11.9%
% of FP17s for the same patient ID Re-attending within 3 months - Adults	751	4,985	15.1%	15.5%	16.8%	16.0%
% of FP17s for the same patient ID Re-attending between 3 & 9 months - Children	1,185	2,479	47.8%	48.4%	47.7%	58.3%
% of FP17s for the same patient ID Re-attending between 3 & 9 months - Adults	1,677	4,985	33.6%	38.1%	38.2%	50.3%
% of FP17s for Band 1 Urgent Courses	621	6,891	9.0%	10.1%	10.6%	9.1%
% of FP17s Relating to Free Repair or Replacements	29	6,891	0.4%	0.6%	0.6%	0.8%
% of FP17s Relating to Continuations	150	6,891	2.2%	0.9%	0.8%	1.0%
% of Patients satisfied with the dentistry they have received	4	6	N/A	90.1%	89.3%	91.5%
% of Patients satisfied with the time they had to wait for an appointment	5	6	N/A	86.9%	84.4%	87.9%

* This is based on patients treated on this contract for their most recent course of treatment. Figures in italics indicate the base number of FP17s or Patient Questionnaire responses are less than 100. N/A is shown where the base number of responses is less than 10 during the period. % is calculated as Quantity/Base number*100

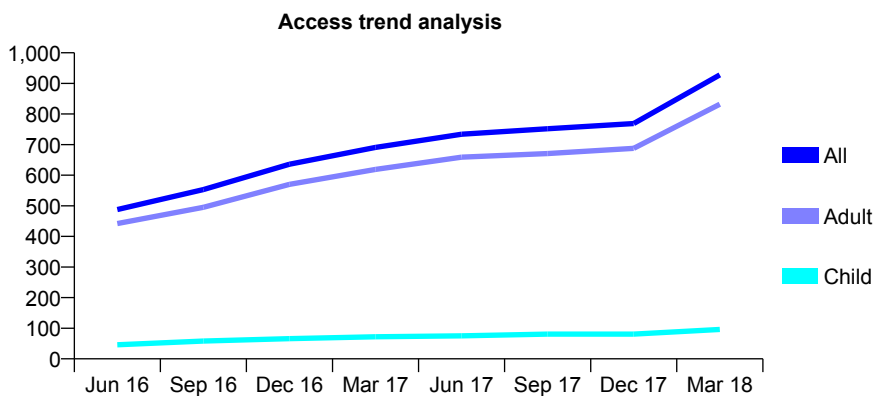
Q63 - Vital Signs At a Glance Contract Report for 152722/0001 - March 2018

Name or company name	Greenwich & Bexley Emergency Dental Se
Contract type name	PDS Contract
Purpose of contract	General
Contract start date	01/04/2011
Contract end date	31/03/2021

17/18 Contracted general activity (UDA)	2,412
Carry forward general activity (UDA)	0
17/18 Contracted orthodontic activity (UOA)	0
Carry forward orthodontic activity (UOA)	0
Baseline contract value	£112,000.00

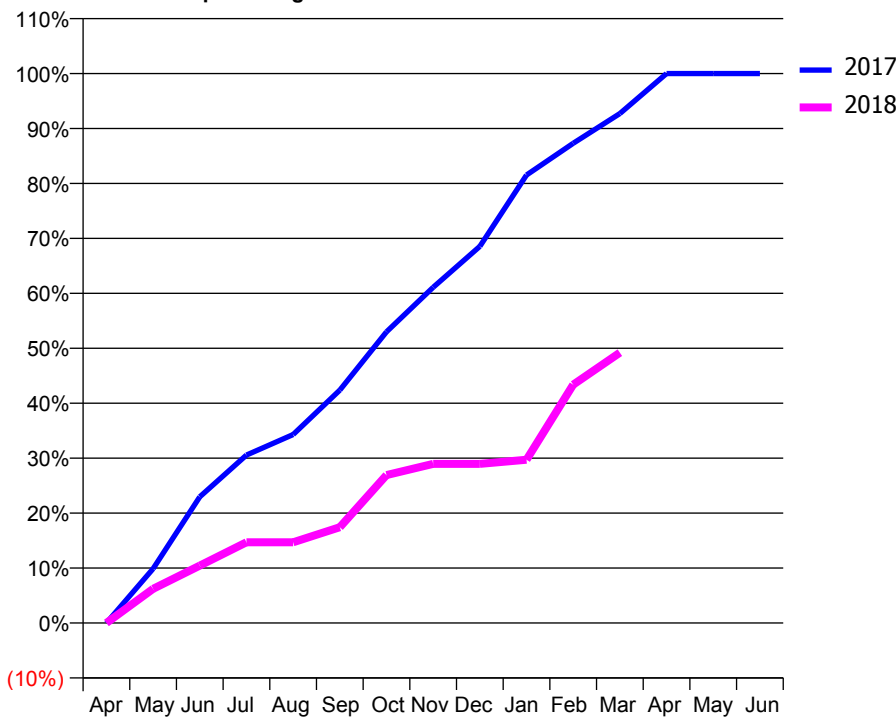
ACCESS*

Patients seen in 24 months	Total	Change since previous quarter
Quarter ending March 2017	691	
Quarter ending June 2017	734	↑
Quarter ending September 2017	752	↑
Quarter ending December 2017	769	↑
Quarter ending March 2018	928	↑
Variance since March 2017	34.3%	↑



ACTIVITY

Cumulative percentage of contracted UDA delivered 2017 & 2018



Month	Adjusted Scheduled Activity (UDA)	
	2017	2018
April	0	0
May	156	150
June	362	252
July	482	355
August	541	355
September	668	420
October	835	649
November	963	699
December	1,080	699
January	1,285	717
February	1,376	1,046
March	1,461	1,187
April	1,576	
May	1,576	
June	1,576	

QUALITY

	Quantity	Base Number	Contract	AT	Region	England
% of FP17s for the same patient ID Re-attending within 3 months - Children	0	158	0.0%	10.1%	11.5%	11.9%
% of FP17s for the same patient ID Re-attending within 3 months - Adults	10	1,176	0.9%	15.5%	16.8%	16.0%
% of FP17s for the same patient ID Re-attending between 3 & 9 months - Children	0	158	0.0%	48.4%	47.7%	58.3%
% of FP17s for the same patient ID Re-attending between 3 & 9 months - Adults	8	1,176	0.7%	38.1%	38.2%	50.3%
% of FP17s for Band 1 Urgent Courses	1,107	1,233	89.8%	10.1%	10.6%	9.1%
% of FP17s Relating to Free Repair or Replacements	0	1,233	0.0%	0.6%	0.6%	0.8%
% of FP17s Relating to Continuations	0	1,233	0.0%	0.9%	0.8%	1.0%
% of Patients satisfied with the dentistry they have received	1	1	N/A	90.1%	89.3%	91.5%
% of Patients satisfied with the time they had to wait for an appointment	1	1	N/A	86.9%	84.4%	87.9%

* This is based on patients treated on this contract for their most recent course of treatment. Figures in italics indicate the base number of FP17s or Patient Questionnaire responses are less than 100. N/A is shown where the base number of responses is less than 10 during the period. % is calculated as Quantity/Base number*100

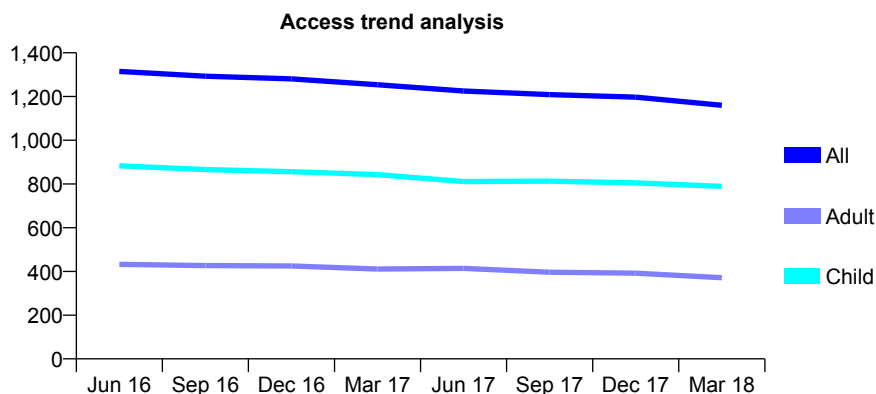
Q63 - Vital Signs At a Glance Contract Report for 152749/0001 - March 2018

Name or company name	Miss B Huggins & Mr T Hind
Contract type name	GDS Contract
Purpose of contract	General
Contract start date	01/11/2012
Contract end date	

17/18 Contracted general activity (UDA)	3,500
Carry forward general activity (UDA)	0
17/18 Contracted orthodontic activity (UOA)	0
Carry forward orthodontic activity (UOA)	0
Baseline contract value	£95,247.43

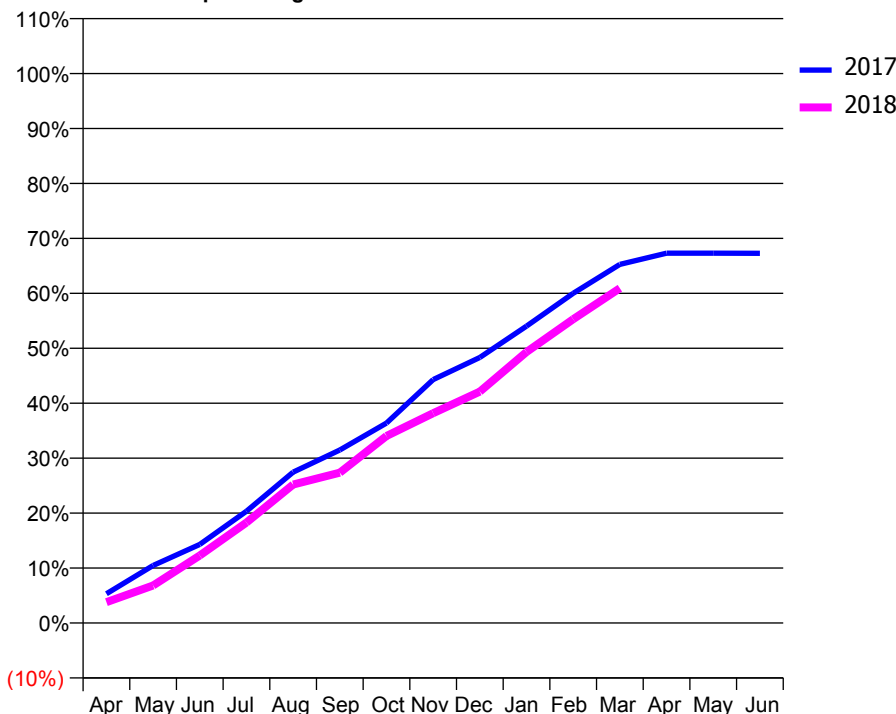
ACCESS*

Patients seen in 24 months	Total	Change since previous quarter
Quarter ending March 2017	1,254	
Quarter ending June 2017	1,225	↓
Quarter ending September 2017	1,209	↓
Quarter ending December 2017	1,197	→
Quarter ending March 2018	1,160	↓
Variance since March 2017	(7.5%)	↓



ACTIVITY

Cumulative percentage of contracted UDA delivered 2017 & 2018



Month	Adjusted Scheduled Activity (UDA)	
	2017	2018
April	186	133
May	367	239
June	501	430
July	712	640
August	961	882
September	1,102	958
October	1,273	1,192
November	1,550	1,336
December	1,692	1,474
January	1,891	1,726
February	2,100	1,936
March	2,284	2,132
April	2,356	
May	2,356	
June	2,355	

QUALITY

	Quantity	Base Number	Contract	AT	Region	England
% of FP17s for the same patient ID Re-attending within 3 months - Children	74	922	8.0%	10.1%	11.5%	11.9%
% of FP17s for the same patient ID Re-attending within 3 months - Adults	82	344	23.8%	15.5%	16.8%	16.0%
% of FP17s for the same patient ID Re-attending between 3 & 9 months - Children	342	922	37.1%	48.4%	47.7%	58.3%
% of FP17s for the same patient ID Re-attending between 3 & 9 months - Adults	122	344	35.5%	38.1%	38.2%	50.3%
% of FP17s for Band 1 Urgent Courses	107	1,228	8.7%	10.1%	10.6%	9.1%
% of FP17s Relating to Free Repair or Replacements	0	1,228	0.0%	0.6%	0.6%	0.8%
% of FP17s Relating to Continuations	15	1,228	1.2%	0.9%	0.8%	1.0%
% of Patients satisfied with the dentistry they have received	0	0	N/A	90.1%	89.3%	91.5%
% of Patients satisfied with the time they had to wait for an appointment	0	0	N/A	86.9%	84.4%	87.9%

* This is based on patients treated on this contract for their most recent course of treatment. Figures in italics indicate the base number of FP17s or Patient Questionnaire responses are less than 100. N/A is shown where the base number of responses is less than 10 during the period. % is calculated as Quantity/Base number*100

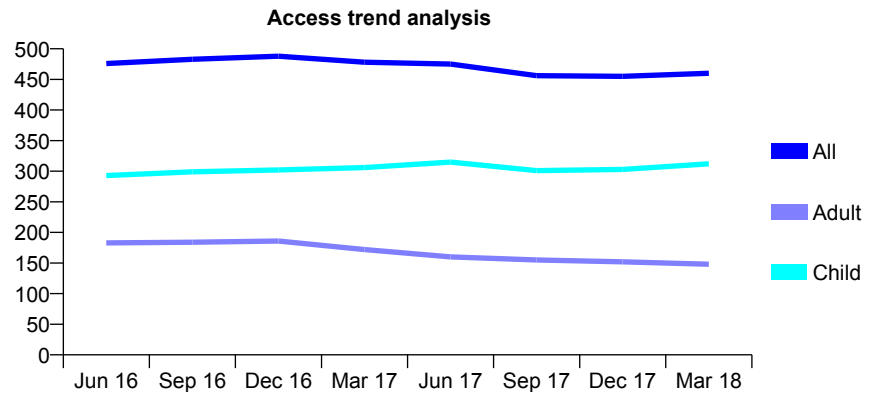
Q63 - Vital Signs At a Glance Contract Report for 154717/0001 - March 2018

Name or company name	Welling Corner Dental Practice Ltd
Contract type name	GDS Contract
Purpose of contract	General
Contract start date	01/11/2012
Contract end date	

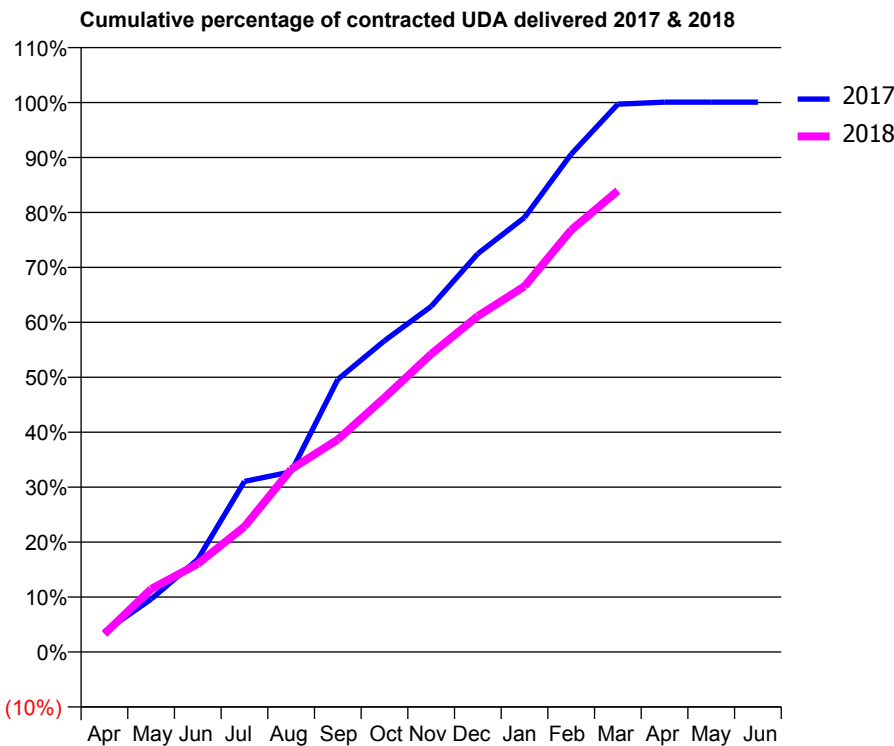
17/18 Contracted general activity (UDA)	1,922
Carry forward general activity (UDA)	-1
17/18 Contracted orthodontic activity (UOA)	0
Carry forward orthodontic activity (UOA)	0
Baseline contract value	£49,098.63

ACCESS*

Patients seen in 24 months	Total	Change since previous quarter
Quarter ending March 2017	478	
Quarter ending June 2017	475	→
Quarter ending September 2017	456	↓
Quarter ending December 2017	455	→
Quarter ending March 2018	460	→
Variance since March 2017	(3.8%)	↓



ACTIVITY



Month	Adjusted Scheduled Activity (UDA)	
	2017	2018
April	71	63
May	185	220
June	324	308
July	597	439
August	630	639
September	953	743
October	1,089	890
November	1,209	1,042
December	1,393	1,175
January	1,520	1,279
February	1,741	1,476
March	1,916	1,613
April	1,923	
May	1,923	
June	1,923	

QUALITY

	Quantity	Base Number	Contract	AT	Region	England
% of FP17s for the same patient ID Re-attending within 3 months - Children	21	325	6.5%	10.1%	11.5%	11.9%
% of FP17s for the same patient ID Re-attending within 3 months - Adults	26	158	16.5%	15.5%	16.8%	16.0%
% of FP17s for the same patient ID Re-attending between 3 & 9 months - Children	159	325	48.9%	48.4%	47.7%	58.3%
% of FP17s for the same patient ID Re-attending between 3 & 9 months - Adults	76	158	48.1%	38.1%	38.2%	50.3%
% of FP17s for Band 1 Urgent Courses	17	480	3.5%	10.1%	10.6%	9.1%
% of FP17s Relating to Free Repair or Replacements	0	480	0.0%	0.6%	0.6%	0.8%
% of FP17s Relating to Continuations	8	480	1.7%	0.9%	0.8%	1.0%
% of Patients satisfied with the dentistry they have received	0	0	N/A	90.1%	89.3%	91.5%
% of Patients satisfied with the time they had to wait for an appointment	0	0	N/A	86.9%	84.4%	87.9%

* This is based on patients treated on this contract for their most recent course of treatment. Figures in italics indicate the base number of FP17s or Patient Questionnaire responses are less than 100. N/A is shown where the base number of responses is less than 10 during the period. % is calculated as Quantity/Base number*100

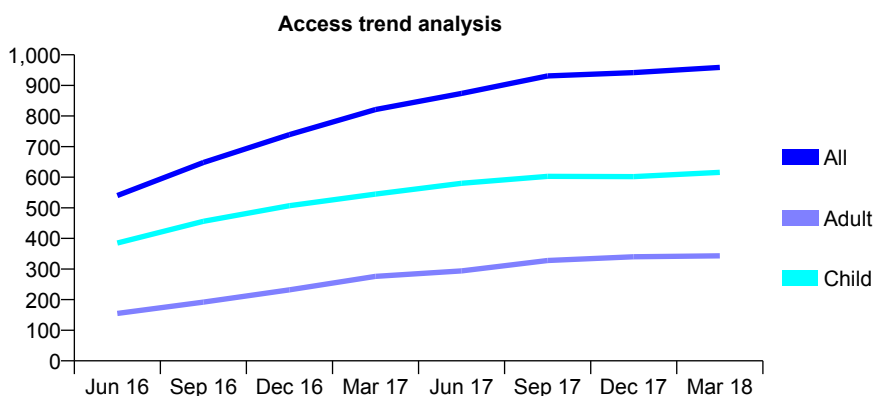
Q63 - Vital Signs At a Glance Contract Report for 154725/0001 - March 2018

Name or company name	Purav Patel
Contract type name	GDS Contract
Purpose of contract	General
Contract start date	01/12/2015
Contract end date	

17/18 Contracted general activity (UDA)	3,250
Carry forward general activity (UDA)	-26
17/18 Contracted orthodontic activity (UOA)	0
Carry forward orthodontic activity (UOA)	0
Baseline contract value	£87,126.65

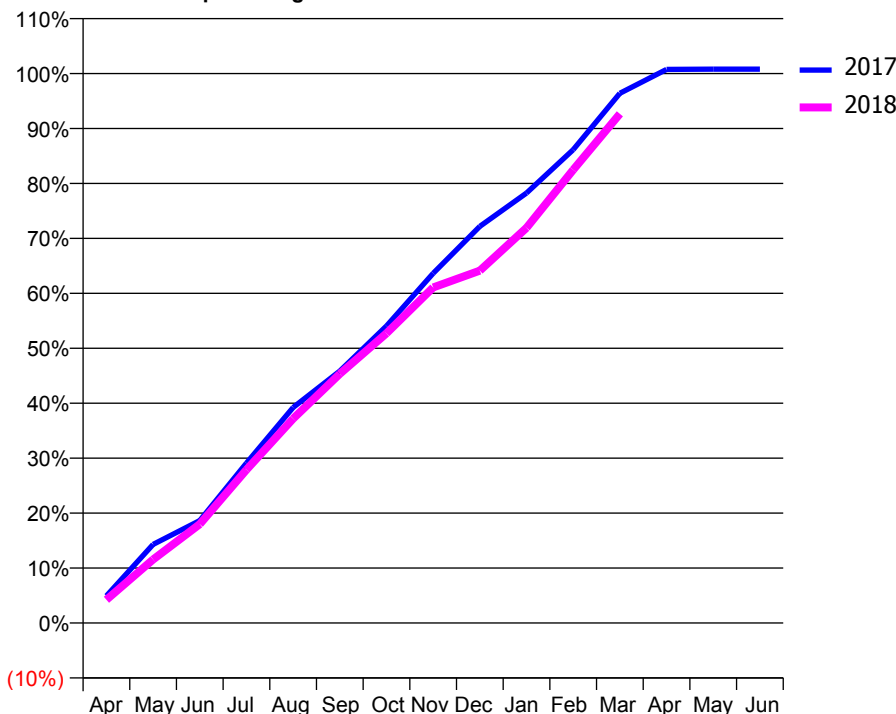
ACCESS*

Patients seen in 24 months	Total	Change since previous quarter
Quarter ending March 2017	821	
Quarter ending June 2017	874	↑
Quarter ending September 2017	931	↑
Quarter ending December 2017	942	→
Quarter ending March 2018	959	→
Variance since March 2017	16.8%	↑



ACTIVITY

Cumulative percentage of contracted UDA delivered 2017 & 2018



Month	Adjusted Scheduled Activity (UDA)	
	2017	2018
April	161	137
May	465	376
June	606	585
July	946	906
August	1,275	1,209
September	1,490	1,474
October	1,757	1,714
November	2,069	1,985
December	2,346	2,084
January	2,543	2,337
February	2,799	2,680
March	3,133	3,011
April	3,274	
May	3,276	
June	3,276	

QUALITY

	Quantity	Base Number	Contract	AT	Region	England
% of FP17s for the same patient ID Re-attending within 3 months - Children	36	821	4.4%	10.1%	11.5%	11.9%
% of FP17s for the same patient ID Re-attending within 3 months - Adults	44	334	13.2%	15.5%	16.8%	16.0%
% of FP17s for the same patient ID Re-attending between 3 & 9 months - Children	446	821	54.3%	48.4%	47.7%	58.3%
% of FP17s for the same patient ID Re-attending between 3 & 9 months - Adults	134	334	40.1%	38.1%	38.2%	50.3%
% of FP17s for Band 1 Urgent Courses	56	1,104	5.1%	10.1%	10.6%	9.1%
% of FP17s Relating to Free Repair or Replacements	0	1,104	0.0%	0.6%	0.6%	0.8%
% of FP17s Relating to Continuations	0	1,104	0.0%	0.9%	0.8%	1.0%
% of Patients satisfied with the dentistry they have received	2	2	N/A	90.1%	89.3%	91.5%
% of Patients satisfied with the time they had to wait for an appointment	2	2	N/A	86.9%	84.4%	87.9%

* This is based on patients treated on this contract for their most recent course of treatment. Figures in italics indicate the base number of FP17s or Patient Questionnaire responses are less than 100. N/A is shown where the base number of responses is less than 10 during the period. % is calculated as Quantity/Base number*100

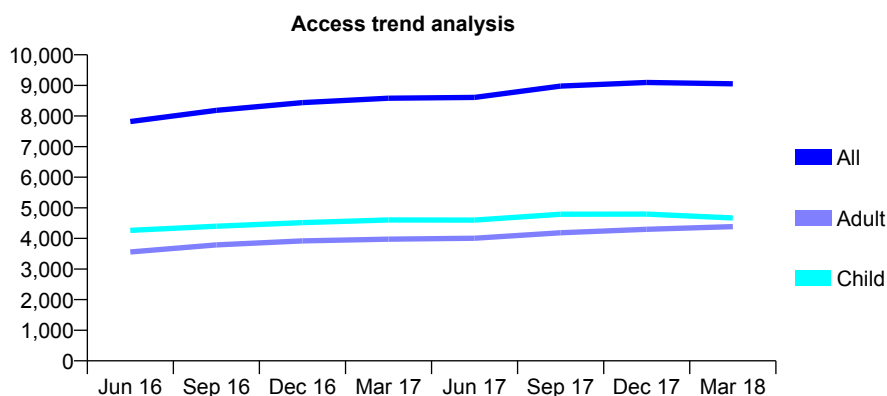
Q63 - Vital Signs At a Glance Contract Report for 155381/0001 - March 2018

Name or company name	Gallions Reach Dental Clinic Limited
Contract type name	GDS Contract
Purpose of contract	General
Contract start date	01/04/2011
Contract end date	

17/18 Contracted general activity (UDA)	24,573
Carry forward general activity (UDA)	-105
17/18 Contracted orthodontic activity (UOA)	0
Carry forward orthodontic activity (UOA)	0
Baseline contract value	£1,028,527.59

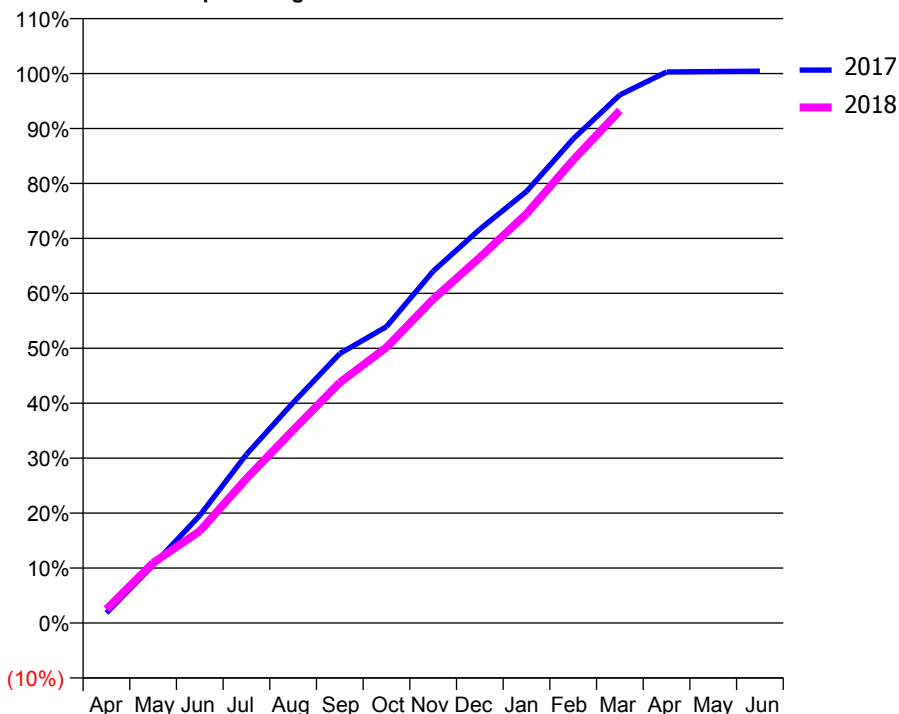
ACCESS*

Patients seen in 24 months	Total	Change since previous quarter
Quarter ending March 2017	8,580	
Quarter ending June 2017	8,607	→
Quarter ending September 2017	8,979	↑
Quarter ending December 2017	9,094	→
Quarter ending March 2018	9,053	→
Variance since March 2017	5.5%	↑



ACTIVITY

Cumulative percentage of contracted UDA delivered 2017 & 2018



Month	Adjusted Scheduled Activity (UDA)	
	2017	2018
April	450	615
May	2,589	2,690
June	4,810	4,109
July	7,541	6,463
August	9,854	8,625
September	12,051	10,754
October	13,250	12,331
November	15,736	14,479
December	17,615	16,349
January	19,298	18,304
February	21,650	20,704
March	23,615	22,919
April	24,645	
May	24,661	
June	24,678	

QUALITY

	Quantity	Base Number	Contract	AT	Region	England
% of FP17s for the same patient ID Re-attending within 3 months - Children	176	5,312	3.3%	10.1%	11.5%	11.9%
% of FP17s for the same patient ID Re-attending within 3 months - Adults	474	4,427	10.7%	15.5%	16.8%	16.0%
% of FP17s for the same patient ID Re-attending between 3 & 9 months - Children	1,904	5,312	35.8%	48.4%	47.7%	58.3%
% of FP17s for the same patient ID Re-attending between 3 & 9 months - Adults	1,127	4,427	25.5%	38.1%	38.2%	50.3%
% of FP17s for Band 1 Urgent Courses	368	9,288	4.0%	10.1%	10.6%	9.1%
% of FP17s Relating to Free Repair or Replacements	2	9,288	0.0%	0.6%	0.6%	0.8%
% of FP17s Relating to Continuations	44	9,288	0.5%	0.9%	0.8%	1.0%
% of Patients satisfied with the dentistry they have received	0	1	N/A	90.1%	89.3%	91.5%
% of Patients satisfied with the time they had to wait for an appointment	1	1	N/A	86.9%	84.4%	87.9%

* This is based on patients treated on this contract for their most recent course of treatment. Figures in italics indicate the base number of FP17s or Patient Questionnaire responses are less than 100. N/A is shown where the base number of responses is less than 10 during the period. % is calculated as Quantity/Base number*100

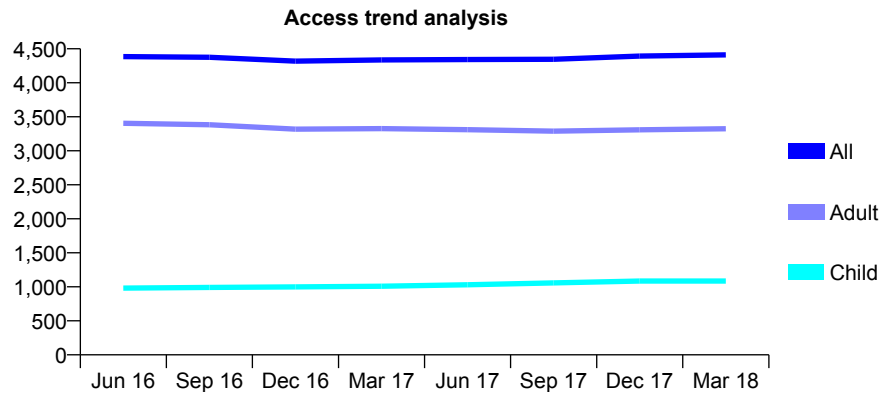
Q63 - Vital Signs At a Glance Contract Report for 155454/0001 - March 2018

Name or company name	Dhiman Dental Surgery
Contract type name	GDS Contract
Purpose of contract	General
Contract start date	12/07/2012
Contract end date	

17/18 Contracted general activity (UDA)	10,000
Carry forward general activity (UDA)	241
17/18 Contracted orthodontic activity (UOA)	0
Carry forward orthodontic activity (UOA)	0
Baseline contract value	£268,631.17

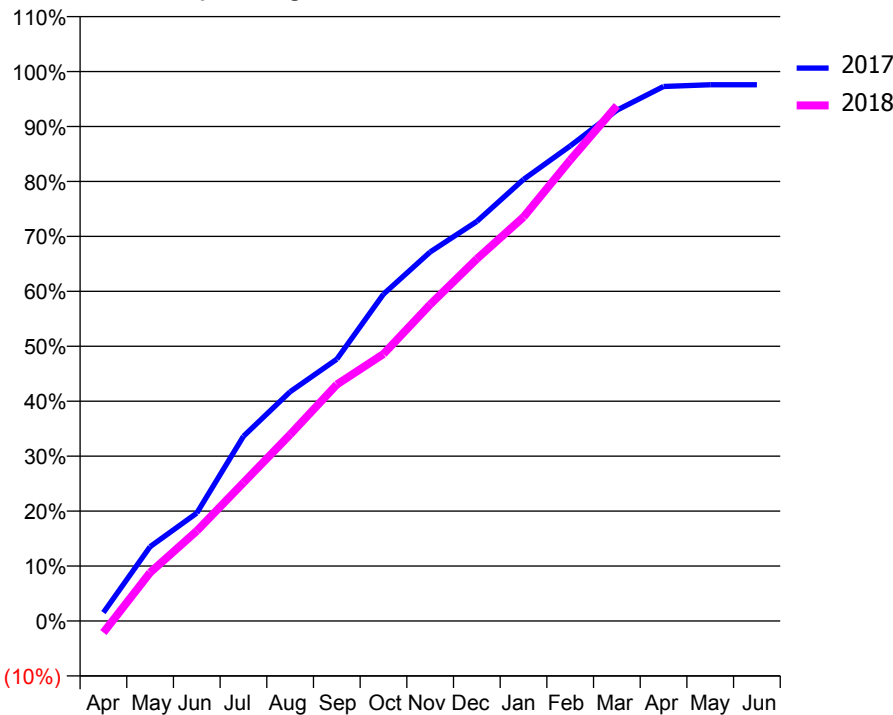
ACCESS*

Patients seen in 24 months	Total	Change since previous quarter
Quarter ending March 2017	4,336	
Quarter ending June 2017	4,342	→
Quarter ending September 2017	4,346	→
Quarter ending December 2017	4,394	→
Quarter ending March 2018	4,410	→
Variance since March 2017	1.7%	→



ACTIVITY

Cumulative percentage of contracted UDA delivered 2017 & 2018



Month	Adjusted Scheduled Activity (UDA)	
	2017	2018
April	154	-213
May	1,353	881
June	1,965	1,640
July	3,362	2,518
August	4,172	3,393
September	4,764	4,304
October	5,950	4,859
November	6,715	5,759
December	7,272	6,589
January	8,035	7,351
February	8,645	8,389
March	9,297	9,377
April	9,727	
May	9,759	
June	9,759	

QUALITY

	Quantity	Base Number	Contract	AT	Region	England
% of FP17s for the same patient ID Re-attending within 3 months - Children	125	1,665	7.5%	10.1%	11.5%	11.9%
% of FP17s for the same patient ID Re-attending within 3 months - Adults	698	4,775	14.6%	15.5%	16.8%	16.0%
% of FP17s for the same patient ID Re-attending between 3 & 9 months - Children	1,055	1,665	63.4%	48.4%	47.7%	58.3%
% of FP17s for the same patient ID Re-attending between 3 & 9 months - Adults	2,582	4,775	54.1%	38.1%	38.2%	50.3%
% of FP17s for Band 1 Urgent Courses	726	5,554	13.1%	10.1%	10.6%	9.1%
% of FP17s Relating to Free Repair or Replacements	29	5,554	0.5%	0.6%	0.6%	0.8%
% of FP17s Relating to Continuations	28	5,554	0.5%	0.9%	0.8%	1.0%
% of Patients satisfied with the dentistry they have received	5	5	N/A	90.1%	89.3%	91.5%
% of Patients satisfied with the time they had to wait for an appointment	5	5	N/A	86.9%	84.4%	87.9%

* This is based on patients treated on this contract for their most recent course of treatment. Figures in italics indicate the base number of FP17s or Patient Questionnaire responses are less than 100. N/A is shown where the base number of responses is less than 10 during the period. % is calculated as Quantity/Base number*100

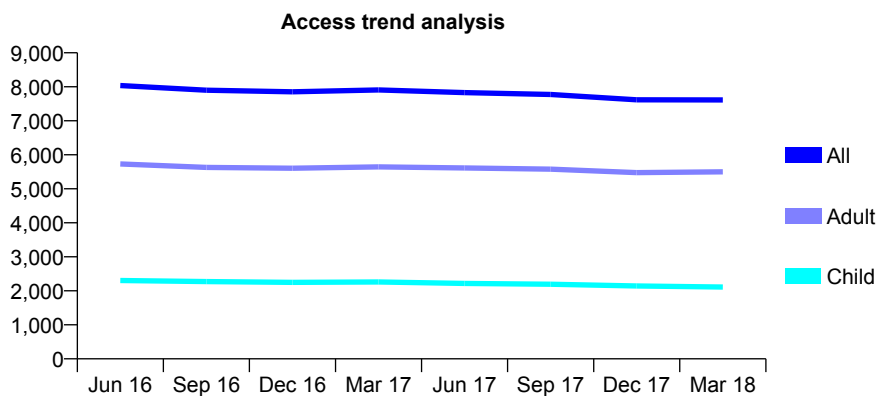
Q63 - Vital Signs At a Glance Contract Report for 156515/0001 - March 2018

Name or company name	Oral Vision Limited
Contract type name	GDS Contract
Purpose of contract	General
Contract start date	01/02/2011
Contract end date	

17/18 Contracted general activity (UDA)	25,920
Carry forward general activity (UDA)	572
17/18 Contracted orthodontic activity (UOA)	0
Carry forward orthodontic activity (UOA)	0
Baseline contract value	£776,532.49

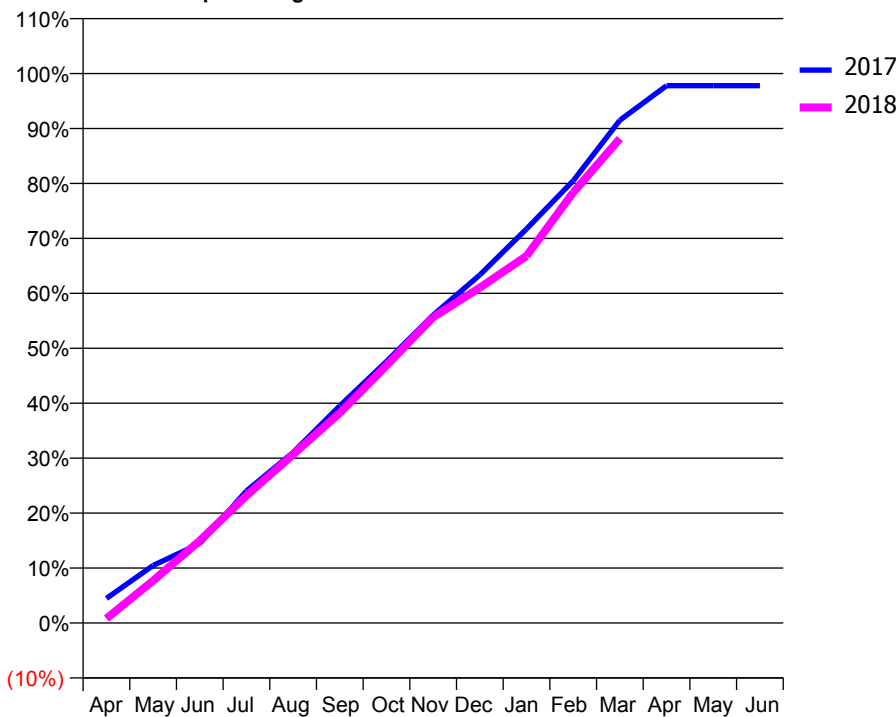
ACCESS*

Patients seen in 24 months	Total	Change since previous quarter
Quarter ending March 2017	7,908	
Quarter ending June 2017	7,831	→
Quarter ending September 2017	7,774	→
Quarter ending December 2017	7,619	↓
Quarter ending March 2018	7,612	→
Variance since March 2017	(3.7%)	↓



ACTIVITY

Cumulative percentage of contracted UDA delivered 2017 & 2018



Month	Adjusted Scheduled Activity (UDA)	
	2017	2018
April	1,158	210
May	2,714	1,997
June	3,753	3,882
July	6,229	6,008
August	8,046	7,955
September	10,246	9,907
October	12,335	12,151
November	14,528	14,428
December	16,417	15,815
January	18,592	17,313
February	20,858	20,307
March	23,719	22,851
April	25,343	
May	25,349	
June	25,348	

QUALITY

	Quantity	Base Number	Contract	AT	Region	England
% of FP17s for the same patient ID Re-attending within 3 months - Children	135	2,472	5.5%	10.1%	11.5%	11.9%
% of FP17s for the same patient ID Re-attending within 3 months - Adults	668	5,382	12.4%	15.5%	16.8%	16.0%
% of FP17s for the same patient ID Re-attending between 3 & 9 months - Children	1,068	2,472	43.2%	48.4%	47.7%	58.3%
% of FP17s for the same patient ID Re-attending between 3 & 9 months - Adults	1,875	5,382	34.8%	38.1%	38.2%	50.3%
% of FP17s for Band 1 Urgent Courses	415	7,466	5.6%	10.1%	10.6%	9.1%
% of FP17s Relating to Free Repair or Replacements	59	7,466	0.8%	0.6%	0.6%	0.8%
% of FP17s Relating to Continuations	3	7,466	0.0%	0.9%	0.8%	1.0%
% of Patients satisfied with the dentistry they have received	2	2	N/A	90.1%	89.3%	91.5%
% of Patients satisfied with the time they had to wait for an appointment	2	2	N/A	86.9%	84.4%	87.9%

* This is based on patients treated on this contract for their most recent course of treatment. Figures in italics indicate the base number of FP17s or Patient Questionnaire responses are less than 100. N/A is shown where the base number of responses is less than 10 during the period. % is calculated as Quantity/Base number*100

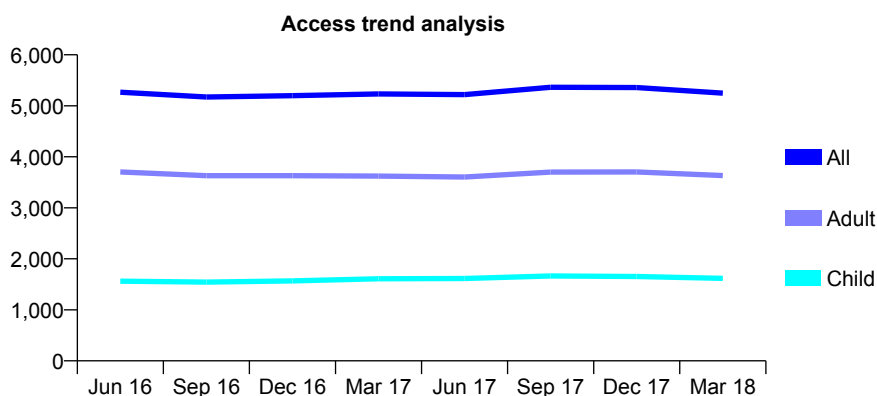
Q63 - Vital Signs At a Glance Contract Report for 157821/0001 - March 2018

Name or company name	S Cowley, R Ingham and J Angelo
Contract type name	GDS Contract
Purpose of contract	General
Contract start date	01/04/2012
Contract end date	

17/18 Contracted general activity (UDA)	20,833
Carry forward general activity (UDA)	202
17/18 Contracted orthodontic activity (UOA)	0
Carry forward orthodontic activity (UOA)	0
Baseline contract value	£648,648.15

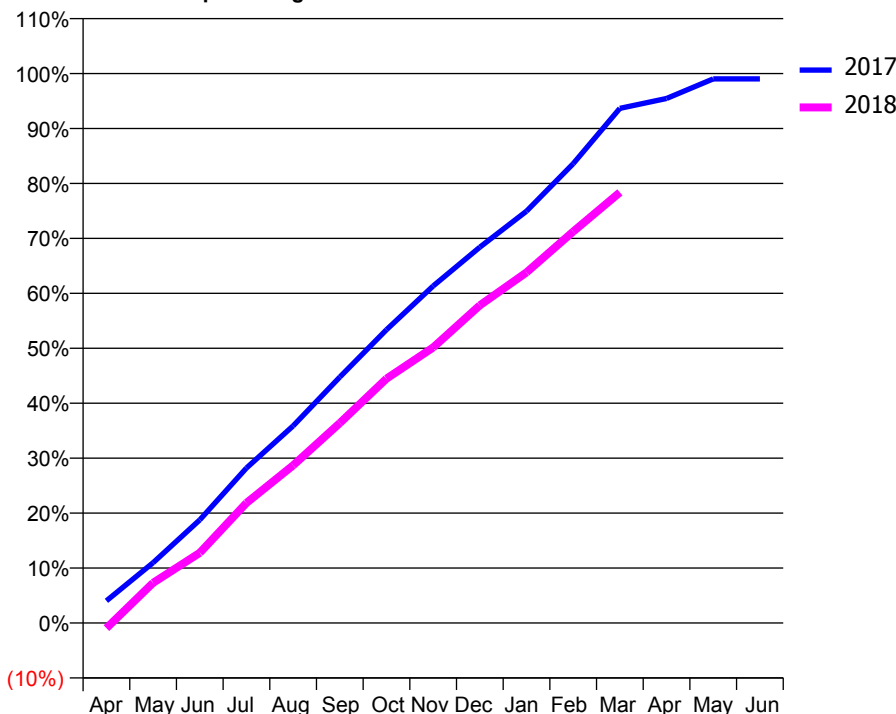
ACCESS*

Patients seen in 24 months	Total	Change since previous quarter
Quarter ending March 2017	5,232	
Quarter ending June 2017	5,219	→
Quarter ending September 2017	5,363	↑
Quarter ending December 2017	5,358	→
Quarter ending March 2018	5,249	↓
Variance since March 2017	0.3%	→



ACTIVITY

Cumulative percentage of contracted UDA delivered 2017 & 2018



Month	Adjusted Scheduled Activity (UDA)	
	2017	2018
April	842	-202
May	2,289	1,524
June	3,911	2,664
July	5,878	4,551
August	7,477	5,979
September	9,324	7,583
October	11,118	9,262
November	12,777	10,449
December	14,248	12,043
January	15,613	13,294
February	17,414	14,841
March	19,510	16,326
April	19,885	
May	20,630	
June	20,631	

QUALITY

	Quantity	Base Number	Contract	AT	Region	England
% of FP17s for the same patient ID Re-attending within 3 months - Children	164	1,884	8.7%	10.1%	11.5%	11.9%
% of FP17s for the same patient ID Re-attending within 3 months - Adults	843	4,036	20.9%	15.5%	16.8%	16.0%
% of FP17s for the same patient ID Re-attending between 3 & 9 months - Children	868	1,884	46.1%	48.4%	47.7%	58.3%
% of FP17s for the same patient ID Re-attending between 3 & 9 months - Adults	1,364	4,036	33.8%	38.1%	38.2%	50.3%
% of FP17s for Band 1 Urgent Courses	645	5,638	11.4%	10.1%	10.6%	9.1%
% of FP17s Relating to Free Repair or Replacements	66	5,638	1.2%	0.6%	0.6%	0.8%
% of FP17s Relating to Continuations	168	5,638	3.0%	0.9%	0.8%	1.0%
% of Patients satisfied with the dentistry they have received	2	2	N/A	90.1%	89.3%	91.5%
% of Patients satisfied with the time they had to wait for an appointment	0	2	N/A	86.9%	84.4%	87.9%

* This is based on patients treated on this contract for their most recent course of treatment. Figures in italics indicate the base number of FP17s or Patient Questionnaire responses are less than 100. N/A is shown where the base number of responses is less than 10 during the period. % is calculated as Quantity/Base number*100

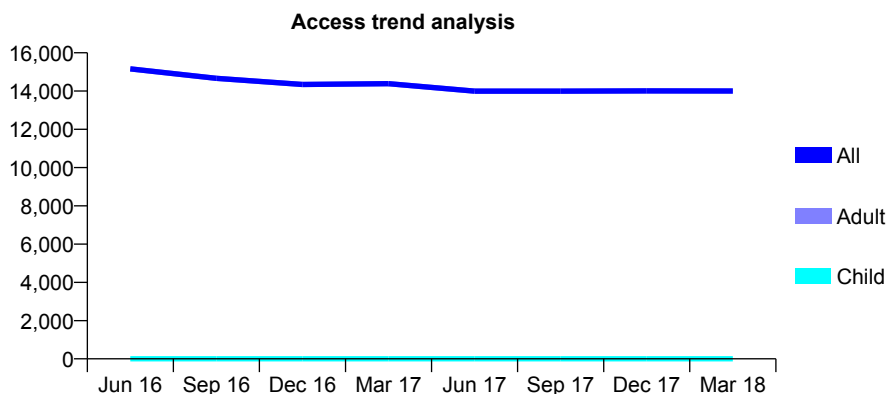
Q63 - Vital Signs At a Glance Contract Report for 158100/0001 - March 2018

Name or company name	The Domiciliary Dental Practice
Contract type name	GDS Contract
Purpose of contract	General
Contract start date	01/07/2012
Contract end date	

17/18 Contracted general activity (UDA)	36,916
Carry forward general activity (UDA)	0
17/18 Contracted orthodontic activity (UOA)	0
Carry forward orthodontic activity (UOA)	0
Baseline contract value	£1,172,059.37

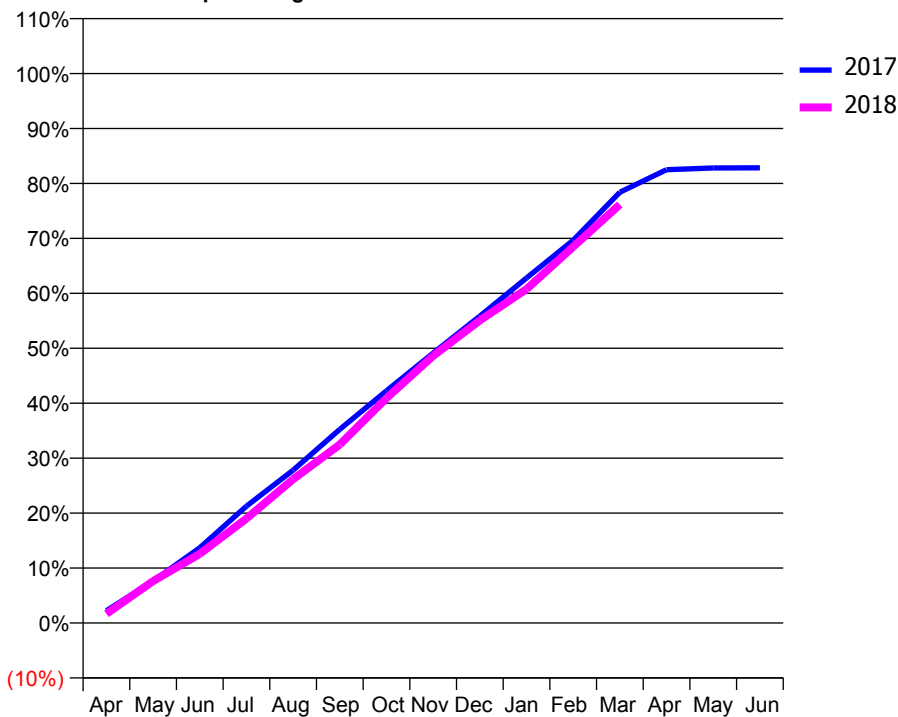
ACCESS*

Patients seen in 24 months	Total	Change since previous quarter
Quarter ending March 2017	14,388	
Quarter ending June 2017	13,995	↓
Quarter ending September 2017	13,999	→
Quarter ending December 2017	14,008	→
Quarter ending March 2018	14,003	→
Variance since March 2017	(2.7%)	↓



ACTIVITY

Cumulative percentage of contracted UDA delivered 2017 & 2018



Month	Adjusted Scheduled Activity (UDA)	
	2017	2018
April	830	627
May	2,829	2,814
June	5,057	4,644
July	7,850	7,016
August	10,273	9,658
September	13,013	11,991
October	15,602	15,105
November	18,132	17,944
December	20,621	20,331
January	23,182	22,427
February	25,719	25,277
March	28,936	28,114
April	30,457	
May	30,574	
June	30,578	

QUALITY

	Quantity	Base Number	Contract	AT	Region	England
% of FP17s for the same patient ID Re-attending within 3 months - Children	0	1	0.0%	10.1%	11.5%	11.9%
% of FP17s for the same patient ID Re-attending within 3 months - Adults	1,632	16,331	10.0%	15.5%	16.8%	16.0%
% of FP17s for the same patient ID Re-attending between 3 & 9 months - Children	1	1	100.0%	48.4%	47.7%	58.3%
% of FP17s for the same patient ID Re-attending between 3 & 9 months - Adults	9,050	16,331	55.4%	38.1%	38.2%	50.3%
% of FP17s for Band 1 Urgent Courses	463	15,566	3.0%	10.1%	10.6%	9.1%
% of FP17s Relating to Free Repair or Replacements	0	15,566	0.0%	0.6%	0.6%	0.8%
% of FP17s Relating to Continuations	138	15,566	0.9%	0.9%	0.8%	1.0%
% of Patients satisfied with the dentistry they have received	0	0	N/A	90.1%	89.3%	91.5%
% of Patients satisfied with the time they had to wait for an appointment	0	0	N/A	86.9%	84.4%	87.9%

* This is based on patients treated on this contract for their most recent course of treatment. Figures in italics indicate the base number of FP17s or Patient Questionnaire responses are less than 100. N/A is shown where the base number of responses is less than 10 during the period. % is calculated as Quantity/Base number*100

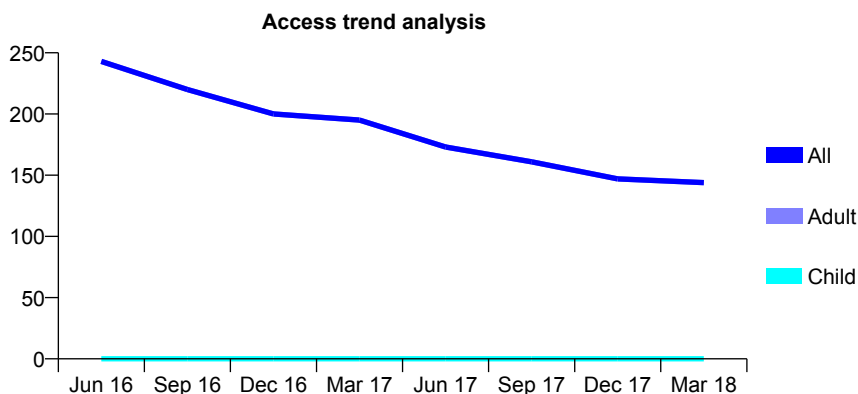
Q63 - Vital Signs At a Glance Contract Report for 158100/0002 - March 2018

Name or company name	The Domiciliary Dental Practice
Contract type name	GDS Contract
Purpose of contract	General
Contract start date	01/07/2012
Contract end date	31/03/2018

17/18 Contracted general activity (UDA)	1,000
Carry forward general activity (UDA)	0
17/18 Contracted orthodontic activity (UOA)	0
Carry forward orthodontic activity (UOA)	0
Baseline contract value	£40,219.13

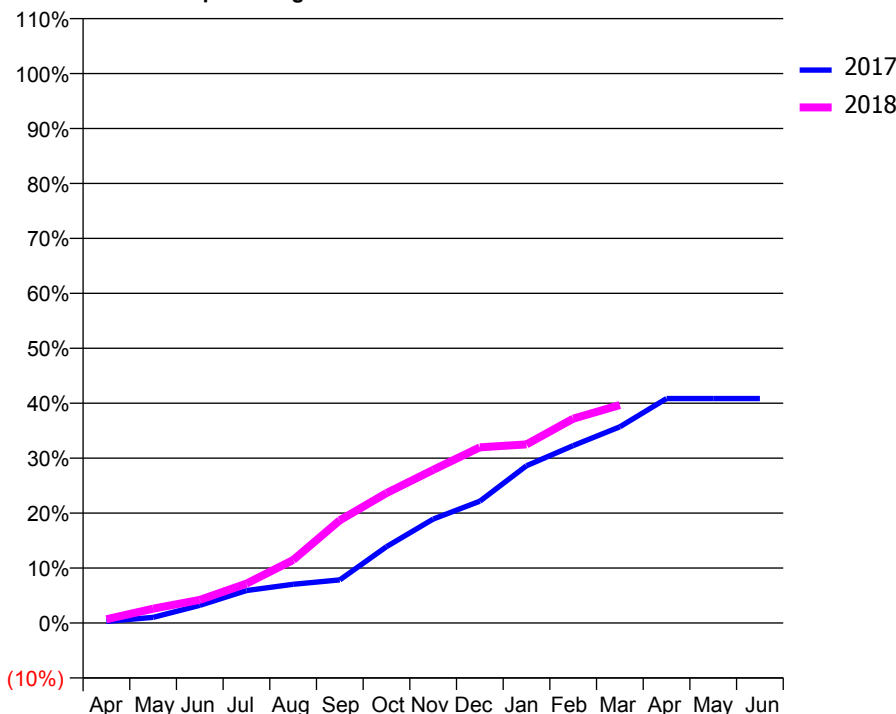
ACCESS*

Patients seen in 24 months	Total	Change since previous quarter
Quarter ending March 2017	195	
Quarter ending June 2017	173	↓
Quarter ending September 2017	161	↓
Quarter ending December 2017	147	↓
Quarter ending March 2018	144	↓
Variance since March 2017	(26.2%)	↓



ACTIVITY

Cumulative percentage of contracted UDA delivered 2017 & 2018



Month	Adjusted Scheduled Activity (UDA)	
	2017	2018
April	3	7
May	10	26
June	32	42
July	59	72
August	71	115
September	79	187
October	139	237
November	189	279
December	222	320
January	286	325
February	323	372
March	357	397
April	409	
May	409	
June	409	

QUALITY

	Quantity	Base Number	Contract	AT	Region	England
% of FP17s for the same patient ID Re-attending within 3 months - Children	0	0	N/A	10.1%	11.5%	11.9%
% of FP17s for the same patient ID Re-attending within 3 months - Adults	9	119	7.6%	15.5%	16.8%	16.0%
% of FP17s for the same patient ID Re-attending between 3 & 9 months - Children	0	0	N/A	48.4%	47.7%	58.3%
% of FP17s for the same patient ID Re-attending between 3 & 9 months - Adults	12	119	10.1%	38.1%	38.2%	50.3%
% of FP17s for Band 1 Urgent Courses	18	107	16.8%	10.1%	10.6%	9.1%
% of FP17s Relating to Free Repair or Replacements	0	107	0.0%	0.6%	0.6%	0.8%
% of FP17s Relating to Continuations	0	107	0.0%	0.9%	0.8%	1.0%
% of Patients satisfied with the dentistry they have received	0	0	N/A	90.1%	89.3%	91.5%
% of Patients satisfied with the time they had to wait for an appointment	0	0	N/A	86.9%	84.4%	87.9%

* This is based on patients treated on this contract for their most recent course of treatment. Figures in italics indicate the base number of FP17s or Patient Questionnaire responses are less than 100. N/A is shown where the base number of responses is less than 10 during the period. % is calculated as Quantity/Base number*100

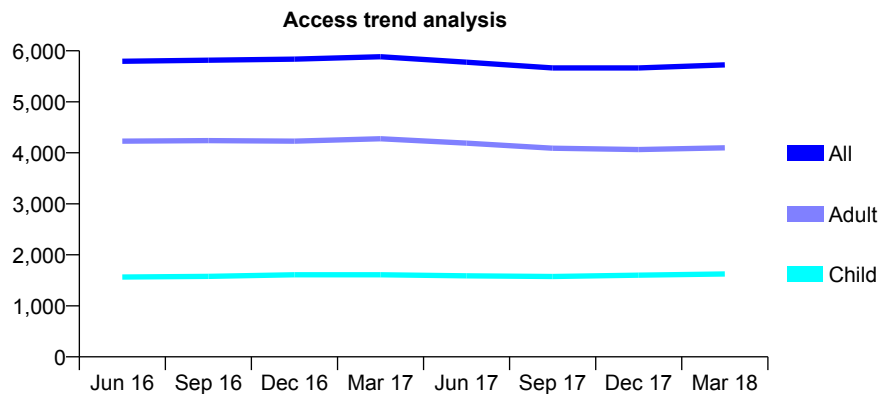
Q63 - Vital Signs At a Glance Contract Report for 158135/0001 - March 2018

Name or company name	Mr S Patel & Mr MP Patel
Contract type name	GDS Contract
Purpose of contract	General
Contract start date	01/11/2010
Contract end date	

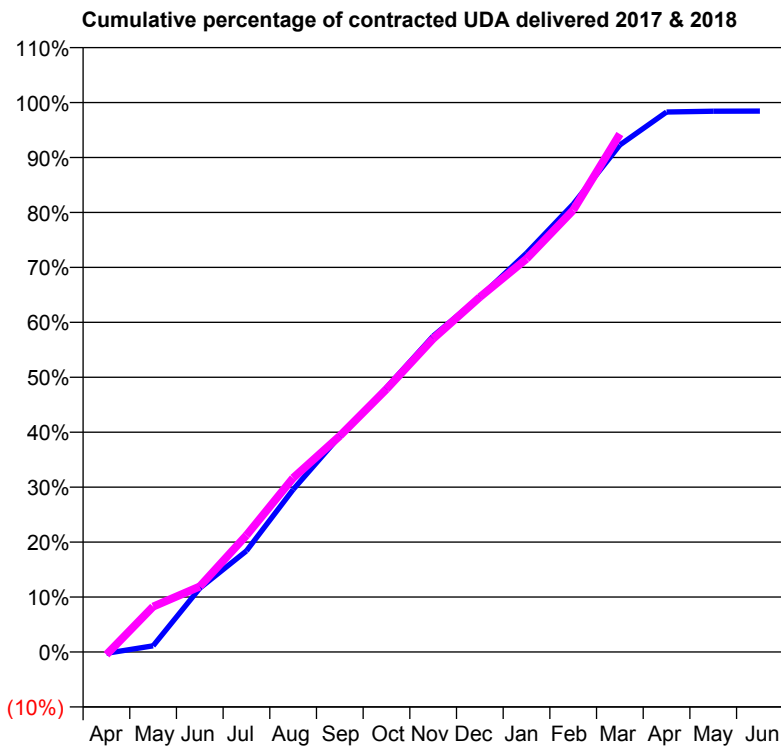
17/18 Contracted general activity (UDA)	11,893
Carry forward general activity (UDA)	185
17/18 Contracted orthodontic activity (UOA)	0
Carry forward orthodontic activity (UOA)	0
Baseline contract value	£286,964.46

ACCESS*

Patients seen in 24 months	Total	Change since previous quarter
Quarter ending March 2017	5,883	
Quarter ending June 2017	5,776	↓
Quarter ending September 2017	5,665	↓
Quarter ending December 2017	5,664	→
Quarter ending March 2018	5,725	→
Variance since March 2017	(2.7%)	↓



ACTIVITY



Month	Adjusted Scheduled Activity (UDA)	
	2017	2018
April	-31	-60
May	135	982
June	1,381	1,418
July	2,188	2,526
August	3,516	3,767
September	4,674	4,677
October	5,722	5,689
November	6,838	6,781
December	7,684	7,682
January	8,633	8,511
February	9,694	9,562
March	10,975	11,210
April	11,686	
May	11,704	
June	11,708	

QUALITY

	Quantity	Base Number	Contract	AT	Region	England
% of FP17s for the same patient ID Re-attending within 3 months - Children	132	2,038	6.5%	10.1%	11.5%	11.9%
% of FP17s for the same patient ID Re-attending within 3 months - Adults	565	4,396	12.9%	15.5%	16.8%	16.0%
% of FP17s for the same patient ID Re-attending between 3 & 9 months - Children	1,052	2,038	51.6%	48.4%	47.7%	58.3%
% of FP17s for the same patient ID Re-attending between 3 & 9 months - Adults	1,832	4,396	41.7%	38.1%	38.2%	50.3%
% of FP17s for Band 1 Urgent Courses	622	6,056	10.3%	10.1%	10.6%	9.1%
% of FP17s Relating to Free Repair or Replacements	19	6,056	0.3%	0.6%	0.6%	0.8%
% of FP17s Relating to Continuations	45	6,056	0.7%	0.9%	0.8%	1.0%
% of Patients satisfied with the dentistry they have received	0	0	N/A	90.1%	89.3%	91.5%
% of Patients satisfied with the time they had to wait for an appointment	0	0	N/A	86.9%	84.4%	87.9%

* This is based on patients treated on this contract for their most recent course of treatment. Figures in italics indicate the base number of FP17s or Patient Questionnaire responses are less than 100. N/A is shown where the base number of responses is less than 10 during the period. % is calculated as Quantity/Base number*100

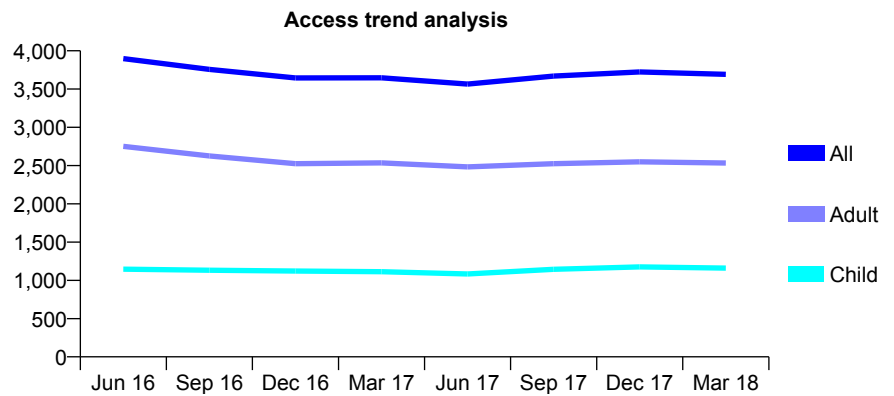
Q63 - Vital Signs At a Glance Contract Report for 158402/0001 - March 2018

Name or company name	Charlton Dental Care Ltd
Contract type name	GDS Contract
Purpose of contract	General
Contract start date	01/04/2010
Contract end date	

17/18 Contracted general activity (UDA)	15,510
Carry forward general activity (UDA)	-219
17/18 Contracted orthodontic activity (UOA)	0
Carry forward orthodontic activity (UOA)	0
Baseline contract value	£419,679.71

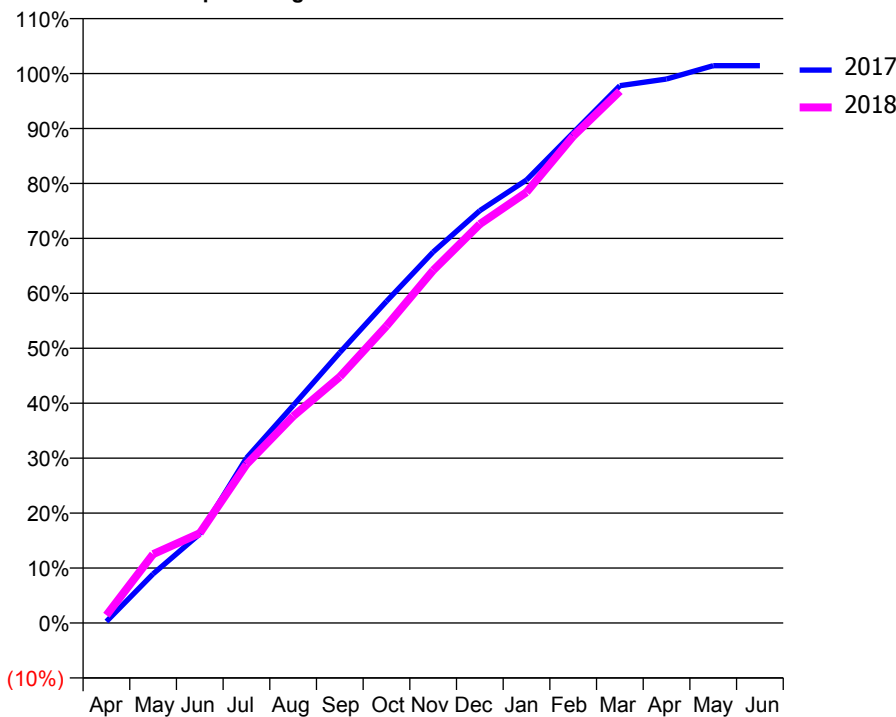
ACCESS*

Patients seen in 24 months	Total	Change since previous quarter
Quarter ending March 2017	3,647	
Quarter ending June 2017	3,566	↓
Quarter ending September 2017	3,669	↑
Quarter ending December 2017	3,724	→
Quarter ending March 2018	3,693	→
Variance since March 2017	1.3%	→



ACTIVITY

Cumulative percentage of contracted UDA delivered 2017 & 2018



Month	Adjusted Scheduled Activity (UDA)	
	2017	2018
April	42	219
May	1,388	1,946
June	2,516	2,536
July	4,658	4,478
August	6,138	5,837
September	7,636	6,949
October	9,079	8,383
November	10,473	9,954
December	11,640	11,261
January	12,505	12,160
February	13,836	13,738
March	15,166	15,010
April	15,356	
May	15,729	
June	15,729	

QUALITY

	Quantity	Base Number	Contract	AT	Region	England
% of FP17s for the same patient ID Re-attending within 3 months - Children	130	1,524	8.5%	10.1%	11.5%	11.9%
% of FP17s for the same patient ID Re-attending within 3 months - Adults	468	2,974	15.7%	15.5%	16.8%	16.0%
% of FP17s for the same patient ID Re-attending between 3 & 9 months - Children	722	1,524	47.4%	48.4%	47.7%	58.3%
% of FP17s for the same patient ID Re-attending between 3 & 9 months - Adults	1,068	2,974	35.9%	38.1%	38.2%	50.3%
% of FP17s for Band 1 Urgent Courses	255	4,334	5.9%	10.1%	10.6%	9.1%
% of FP17s Relating to Free Repair or Replacements	93	4,334	2.1%	0.6%	0.6%	0.8%
% of FP17s Relating to Continuations	111	4,334	2.6%	0.9%	0.8%	1.0%
% of Patients satisfied with the dentistry they have received	0	0	N/A	90.1%	89.3%	91.5%
% of Patients satisfied with the time they had to wait for an appointment	0	0	N/A	86.9%	84.4%	87.9%

* This is based on patients treated on this contract for their most recent course of treatment. Figures in italics indicate the base number of FP17s or Patient Questionnaire responses are less than 100. N/A is shown where the base number of responses is less than 10 during the period. % is calculated as Quantity/Base number*100

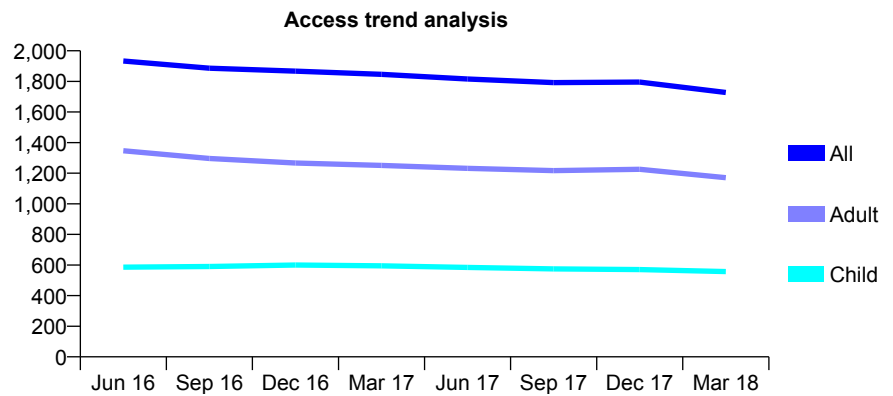
Q63 - Vital Signs At a Glance Contract Report for 158461/0001 - March 2018

Name or company name	The Mullally Dental Practice Ltd
Contract type name	GDS Contract
Purpose of contract	General
Contract start date	01/07/2008
Contract end date	

17/18 Contracted general activity (UDA)	6,944
Carry forward general activity (UDA)	-139
17/18 Contracted orthodontic activity (UOA)	0
Carry forward orthodontic activity (UOA)	0
Baseline contract value	£206,165.96

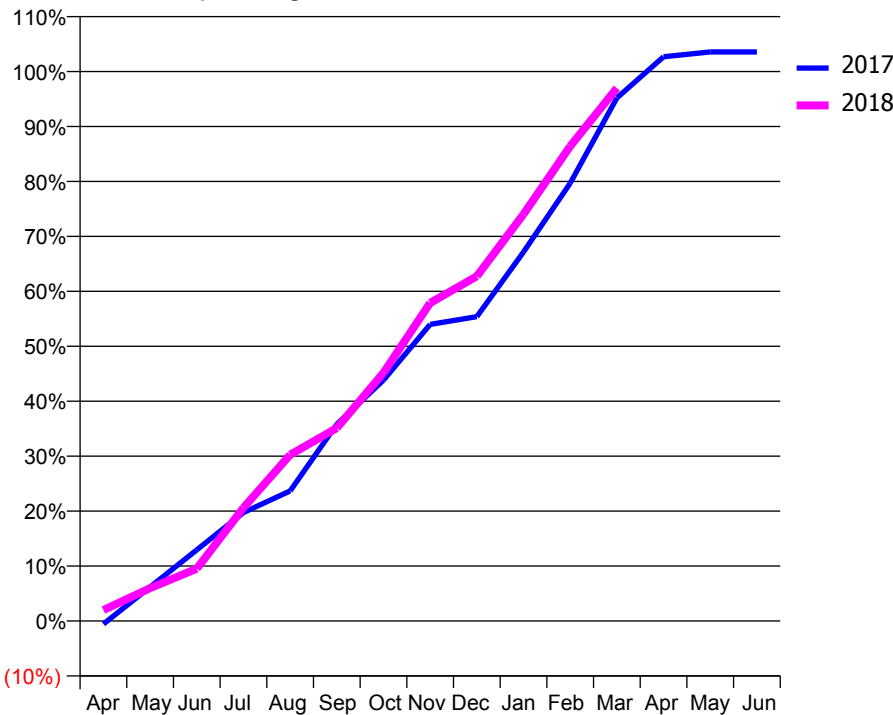
ACCESS*

Patients seen in 24 months	Total	Change since previous quarter
Quarter ending March 2017	1,846	
Quarter ending June 2017	1,816	↓
Quarter ending September 2017	1,792	↓
Quarter ending December 2017	1,796	→
Quarter ending March 2018	1,728	↓
Variance since March 2017	(6.4%)	↓



ACTIVITY

Cumulative percentage of contracted UDA delivered 2017 & 2018



Month	Adjusted Scheduled Activity (UDA)	
	2017	2018
April	-39	139
May	431	415
June	899	662
July	1,371	1,431
August	1,643	2,101
September	2,487	2,439
October	3,044	3,136
November	3,748	4,020
December	3,845	4,356
January	4,663	5,140
February	5,534	5,999
March	6,610	6,734
April	7,130	
May	7,191	
June	7,191	

QUALITY

	Quantity	Base Number	Contract	AT	Region	England
% of FP17s for the same patient ID Re-attending within 3 months - Children	44	572	7.7%	10.1%	11.5%	11.9%
% of FP17s for the same patient ID Re-attending within 3 months - Adults	171	1,180	14.5%	15.5%	16.8%	16.0%
% of FP17s for the same patient ID Re-attending between 3 & 9 months - Children	166	572	29.0%	48.4%	47.7%	58.3%
% of FP17s for the same patient ID Re-attending between 3 & 9 months - Adults	308	1,180	26.1%	38.1%	38.2%	50.3%
% of FP17s for Band 1 Urgent Courses	1	1,586	0.1%	10.1%	10.6%	9.1%
% of FP17s Relating to Free Repair or Replacements	5	1,586	0.3%	0.6%	0.6%	0.8%
% of FP17s Relating to Continuations	55	1,586	3.5%	0.9%	0.8%	1.0%
% of Patients satisfied with the dentistry they have received	3	3	N/A	90.1%	89.3%	91.5%
% of Patients satisfied with the time they had to wait for an appointment	2	3	N/A	86.9%	84.4%	87.9%

* This is based on patients treated on this contract for their most recent course of treatment. Figures in italics indicate the base number of FP17s or Patient Questionnaire responses are less than 100. N/A is shown where the base number of responses is less than 10 during the period. % is calculated as Quantity/Base number*100

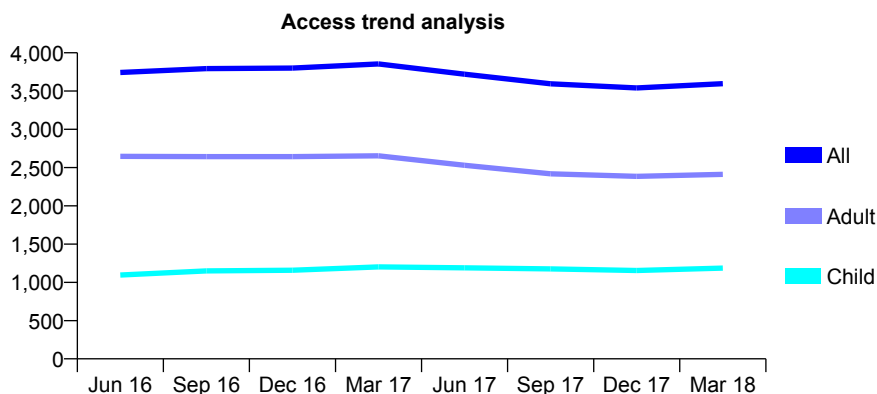
Q63 - Vital Signs At a Glance Contract Report for 158879/0001 - March 2018

Name or company name	Woodside Dental Clinic
Contract type name	GDS Contract
Purpose of contract	General
Contract start date	20/06/2011
Contract end date	

17/18 Contracted general activity (UDA)	6,523
Carry forward general activity (UDA)	-130
17/18 Contracted orthodontic activity (UOA)	0
Carry forward orthodontic activity (UOA)	0
Baseline contract value	£170,150.53

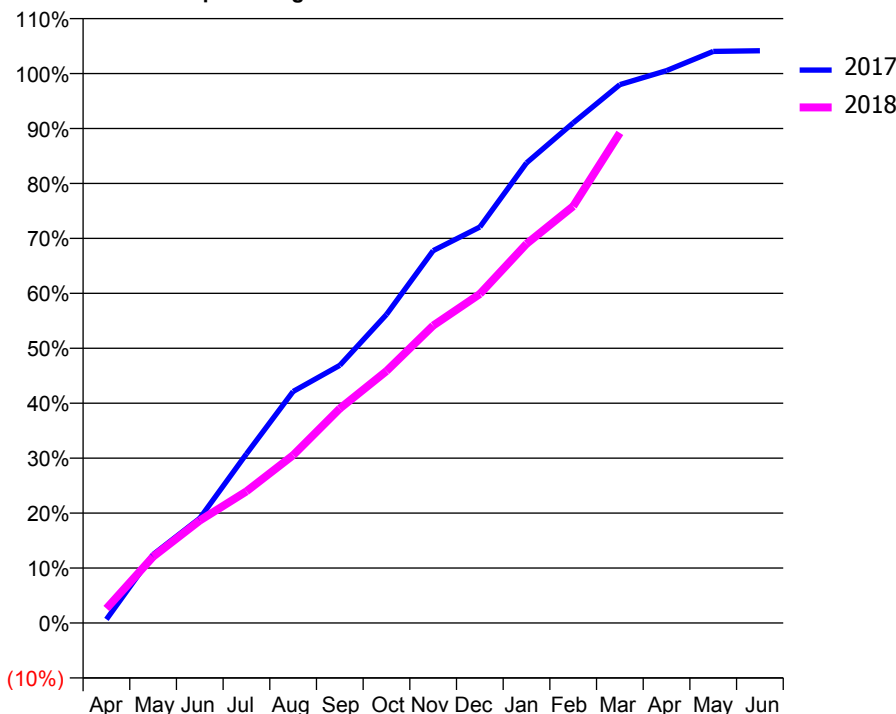
ACCESS*

Patients seen in 24 months	Total	Change since previous quarter
Quarter ending March 2017	3,855	
Quarter ending June 2017	3,720	↓
Quarter ending September 2017	3,594	↓
Quarter ending December 2017	3,541	↓
Quarter ending March 2018	3,597	→
Variance since March 2017	(6.7%)	↓



ACTIVITY

Cumulative percentage of contracted UDA delivered 2017 & 2018



Month	Adjusted Scheduled Activity (UDA)	
	2017	2018
April	44	172
May	813	787
June	1,243	1,216
July	2,007	1,563
August	2,749	1,992
September	3,060	2,546
October	3,662	2,991
November	4,421	3,531
December	4,701	3,906
January	5,462	4,500
February	5,936	4,948
March	6,391	5,819
April	6,557	
May	6,786	
June	6,793	

QUALITY

	Quantity	Base Number	Contract	AT	Region	England
% of FP17s for the same patient ID Re-attending within 3 months - Children	71	1,334	5.3%	10.1%	11.5%	11.9%
% of FP17s for the same patient ID Re-attending within 3 months - Adults	235	2,186	10.8%	15.5%	16.8%	16.0%
% of FP17s for the same patient ID Re-attending between 3 & 9 months - Children	692	1,334	51.9%	48.4%	47.7%	58.3%
% of FP17s for the same patient ID Re-attending between 3 & 9 months - Adults	754	2,186	34.5%	38.1%	38.2%	50.3%
% of FP17s for Band 1 Urgent Courses	292	3,214	9.1%	10.1%	10.6%	9.1%
% of FP17s Relating to Free Repair or Replacements	2	3,214	0.1%	0.6%	0.6%	0.8%
% of FP17s Relating to Continuations	5	3,214	0.2%	0.9%	0.8%	1.0%
% of Patients satisfied with the dentistry they have received	2	2	N/A	90.1%	89.3%	91.5%
% of Patients satisfied with the time they had to wait for an appointment	2	2	N/A	86.9%	84.4%	87.9%

* This is based on patients treated on this contract for their most recent course of treatment. Figures in italics indicate the base number of FP17s or Patient Questionnaire responses are less than 100. N/A is shown where the base number of responses is less than 10 during the period. % is calculated as Quantity/Base number*100

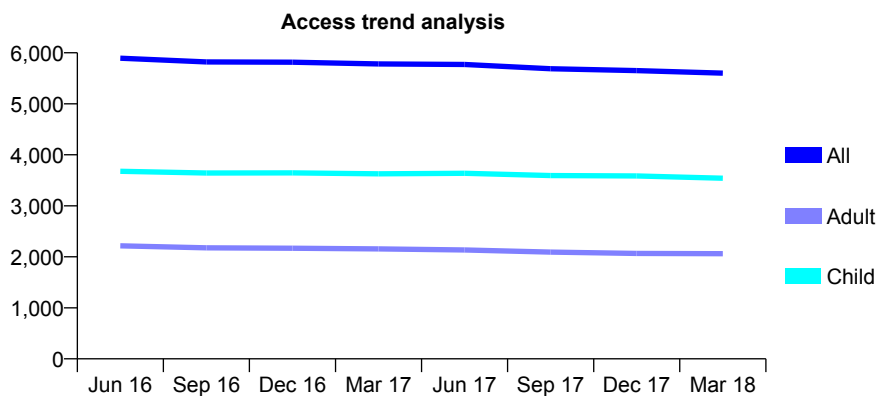
Q63 - Vital Signs At a Glance Contract Report for 159247/0001 - March 2018

Name or company name	Half Moon Dental Centre Ltd
Contract type name	GDS Contract
Purpose of contract	General
Contract start date	01/04/2013
Contract end date	

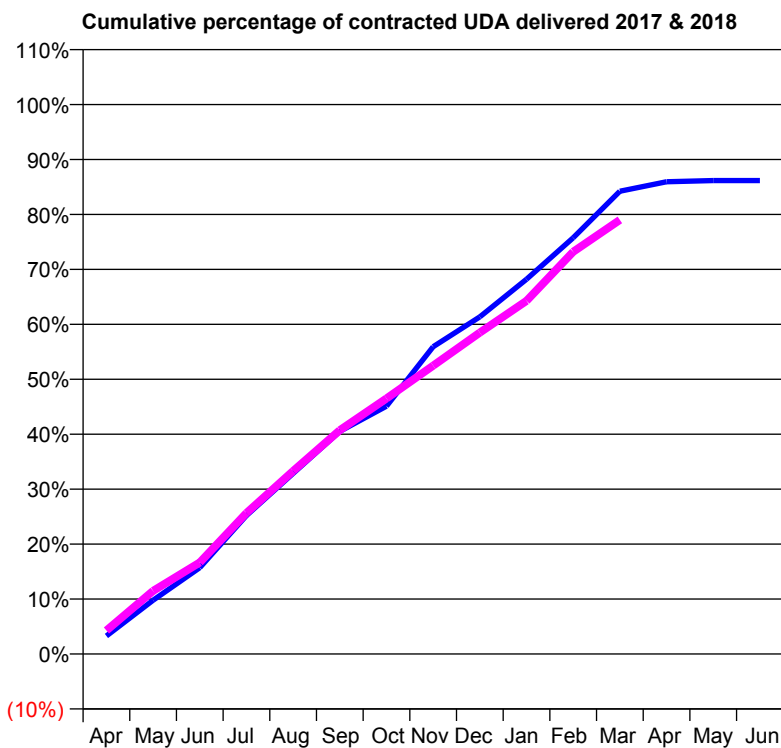
17/18 Contracted general activity (UDA)	11,000
Carry forward general activity (UDA)	0
17/18 Contracted orthodontic activity (UOA)	0
Carry forward orthodontic activity (UOA)	0
Baseline contract value	£257,226.56

ACCESS*

Patients seen in 24 months	Total	Change since previous quarter
Quarter ending March 2017	5,783	
Quarter ending June 2017	5,771	→
Quarter ending September 2017	5,687	↓
Quarter ending December 2017	5,652	→
Quarter ending March 2018	5,601	→
Variance since March 2017	(3.1%)	↓



ACTIVITY



Month	Adjusted Scheduled Activity (UDA)	
	2017	2018
April	363	472
May	1,076	1,263
June	1,730	1,832
July	2,773	2,823
August	3,617	3,663
September	4,457	4,482
October	4,961	5,116
November	6,151	5,774
December	6,750	6,434
January	7,502	7,070
February	8,332	8,053
March	9,265	8,690
April	9,454	
May	9,479	
June	9,479	

QUALITY

	Quantity	Base Number	Contract	AT	Region	England
% of FP17s for the same patient ID Re-attending within 3 months - Children	271	4,270	6.3%	10.1%	11.5%	11.9%
% of FP17s for the same patient ID Re-attending within 3 months - Adults	164	2,146	7.6%	15.5%	16.8%	16.0%
% of FP17s for the same patient ID Re-attending between 3 & 9 months - Children	1,932	4,270	45.2%	48.4%	47.7%	58.3%
% of FP17s for the same patient ID Re-attending between 3 & 9 months - Adults	1,007	2,146	46.9%	38.1%	38.2%	50.3%
% of FP17s for Band 1 Urgent Courses	99	6,259	1.6%	10.1%	10.6%	9.1%
% of FP17s Relating to Free Repair or Replacements	18	6,259	0.3%	0.6%	0.6%	0.8%
% of FP17s Relating to Continuations	16	6,259	0.3%	0.9%	0.8%	1.0%
% of Patients satisfied with the dentistry they have received	5	5	N/A	90.1%	89.3%	91.5%
% of Patients satisfied with the time they had to wait for an appointment	5	5	N/A	86.9%	84.4%	87.9%

* This is based on patients treated on this contract for their most recent course of treatment. Figures in italics indicate the base number of FP17s or Patient Questionnaire responses are less than 100. N/A is shown where the base number of responses is less than 10 during the period. % is calculated as Quantity/Base number*100

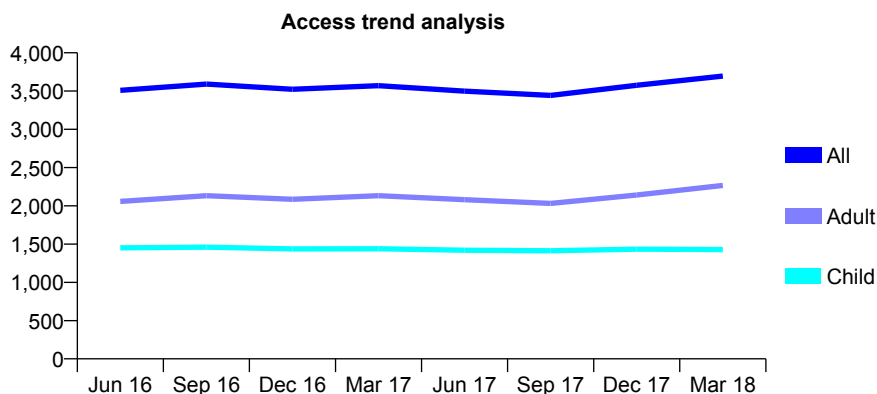
Q63 - Vital Signs At a Glance Contract Report for 160113/0001 - March 2018

Name or company name	Townley Road Dental Practice
Contract type name	GDS Contract
Purpose of contract	General
Contract start date	01/01/2013
Contract end date	

17/18 Contracted general activity (UDA)	10,000
Carry forward general activity (UDA)	25
17/18 Contracted orthodontic activity (UOA)	0
Carry forward orthodontic activity (UOA)	0
Baseline contract value	£243,126.57

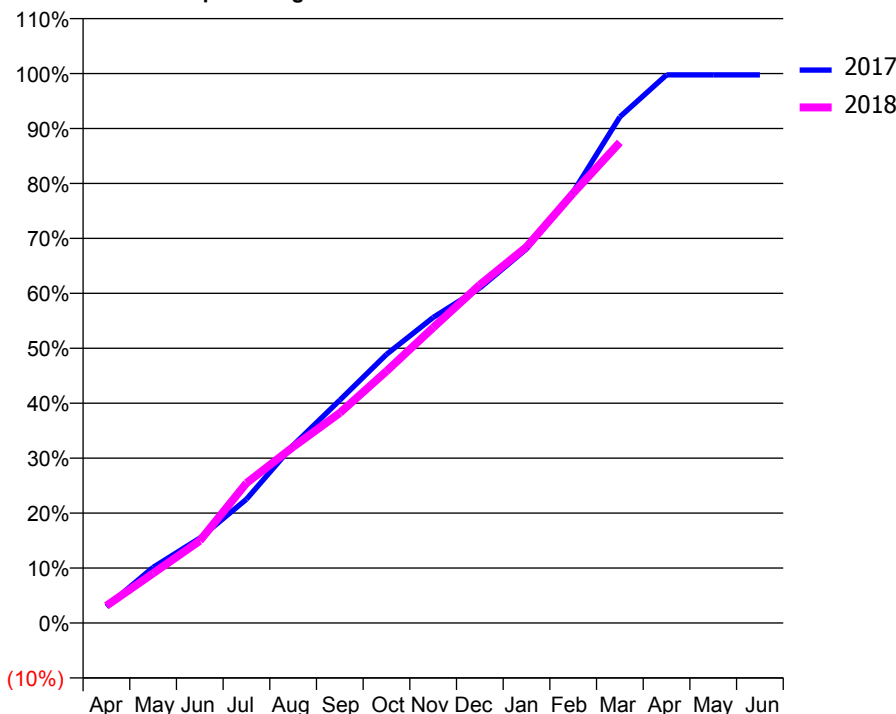
ACCESS*

Patients seen in 24 months	Total	Change since previous quarter
Quarter ending March 2017	3,571	
Quarter ending June 2017	3,499	↓
Quarter ending September 2017	3,443	↓
Quarter ending December 2017	3,575	↑
Quarter ending March 2018	3,696	↑
Variance since March 2017	3.5%	↑



ACTIVITY

Cumulative percentage of contracted UDA delivered 2017 & 2018



Month	Adjusted Scheduled Activity (UDA)	
	2017	2018
April	298	313
May	1,013	903
June	1,544	1,496
July	2,253	2,546
August	3,233	3,206
September	4,057	3,823
October	4,889	4,583
November	5,561	5,376
December	6,098	6,155
January	6,807	6,844
February	7,844	7,821
March	9,210	8,746
April	9,975	
May	9,975	
June	9,975	

QUALITY

	Quantity	Base Number	Contract	AT	Region	England
% of FP17s for the same patient ID Re-attending within 3 months - Children	97	1,599	6.1%	10.1%	11.5%	11.9%
% of FP17s for the same patient ID Re-attending within 3 months - Adults	427	2,306	18.5%	15.5%	16.8%	16.0%
% of FP17s for the same patient ID Re-attending between 3 & 9 months - Children	598	1,599	37.4%	48.4%	47.7%	58.3%
% of FP17s for the same patient ID Re-attending between 3 & 9 months - Adults	690	2,306	29.9%	38.1%	38.2%	50.3%
% of FP17s for Band 1 Urgent Courses	311	3,741	8.3%	10.1%	10.6%	9.1%
% of FP17s Relating to Free Repair or Replacements	21	3,741	0.6%	0.6%	0.6%	0.8%
% of FP17s Relating to Continuations	99	3,741	2.6%	0.9%	0.8%	1.0%
% of Patients satisfied with the dentistry they have received	3	3	N/A	90.1%	89.3%	91.5%
% of Patients satisfied with the time they had to wait for an appointment	3	3	N/A	86.9%	84.4%	87.9%

* This is based on patients treated on this contract for their most recent course of treatment. Figures in italics indicate the base number of FP17s or Patient Questionnaire responses are less than 100. N/A is shown where the base number of responses is less than 10 during the period. % is calculated as Quantity/Base number*100

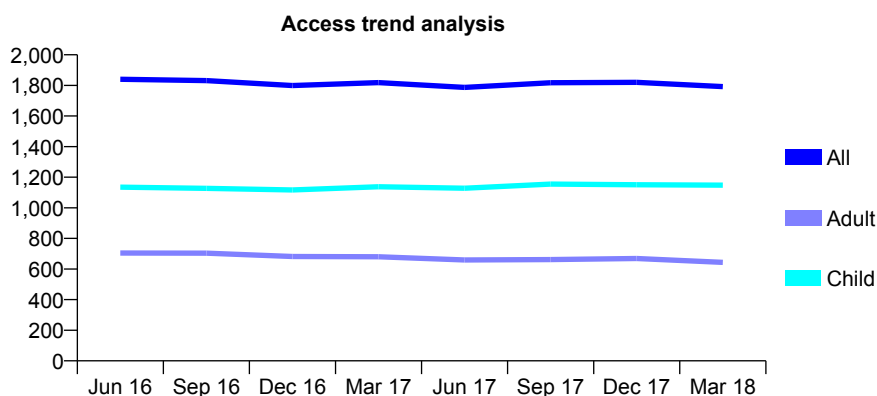
Q63 - Vital Signs At a Glance Contract Report for 160989/0001 - March 2018

Name or company name	Mr S Perry and Mrs S Perry
Contract type name	GDS Contract
Purpose of contract	General
Contract start date	01/08/2009
Contract end date	

17/18 Contracted general activity (UDA)	5,092
Carry forward general activity (UDA)	0
17/18 Contracted orthodontic activity (UOA)	0
Carry forward orthodontic activity (UOA)	0
Baseline contract value	£122,360.14

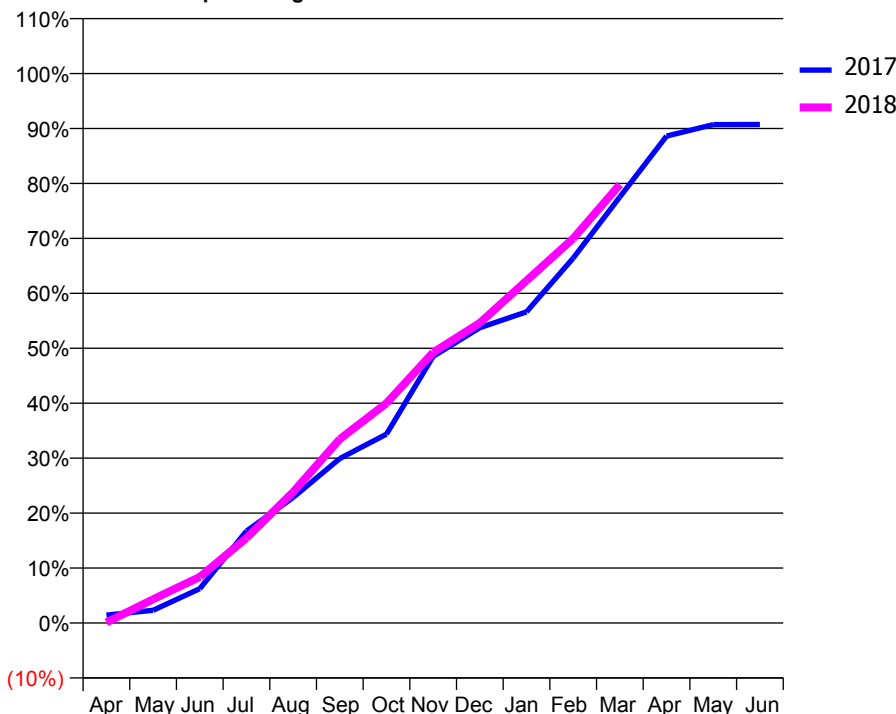
ACCESS*

Patients seen in 24 months	Total	Change since previous quarter
Quarter ending March 2017	1,818	
Quarter ending June 2017	1,787	↓
Quarter ending September 2017	1,817	→
Quarter ending December 2017	1,820	→
Quarter ending March 2018	1,792	↓
Variance since March 2017	(1.4%)	↓



ACTIVITY

Cumulative percentage of contracted UDA delivered 2017 & 2018



Month	Adjusted Scheduled Activity (UDA)	
	2017	2018
April	73	6
May	118	220
June	318	426
July	851	788
August	1,163	1,214
September	1,524	1,705
October	1,750	2,036
November	2,471	2,508
December	2,736	2,781
January	2,884	3,173
February	3,381	3,563
March	3,949	4,063
April	4,512	
May	4,618	
June	4,619	

QUALITY

	Quantity	Base Number	Contract	AT	Region	England
% of FP17s for the same patient ID Re-attending within 3 months - Children	141	1,936	7.3%	10.1%	11.5%	11.9%
% of FP17s for the same patient ID Re-attending within 3 months - Adults	132	745	17.7%	15.5%	16.8%	16.0%
% of FP17s for the same patient ID Re-attending between 3 & 9 months - Children	1,329	1,936	68.6%	48.4%	47.7%	58.3%
% of FP17s for the same patient ID Re-attending between 3 & 9 months - Adults	369	745	49.5%	38.1%	38.2%	50.3%
% of FP17s for Band 1 Urgent Courses	108	2,330	4.6%	10.1%	10.6%	9.1%
% of FP17s Relating to Free Repair or Replacements	0	2,330	0.0%	0.6%	0.6%	0.8%
% of FP17s Relating to Continuations	1	2,330	0.0%	0.9%	0.8%	1.0%
% of Patients satisfied with the dentistry they have received	0	0	N/A	90.1%	89.3%	91.5%
% of Patients satisfied with the time they had to wait for an appointment	0	0	N/A	86.9%	84.4%	87.9%

* This is based on patients treated on this contract for their most recent course of treatment. Figures in italics indicate the base number of FP17s or Patient Questionnaire responses are less than 100. N/A is shown where the base number of responses is less than 10 during the period. % is calculated as Quantity/Base number*100

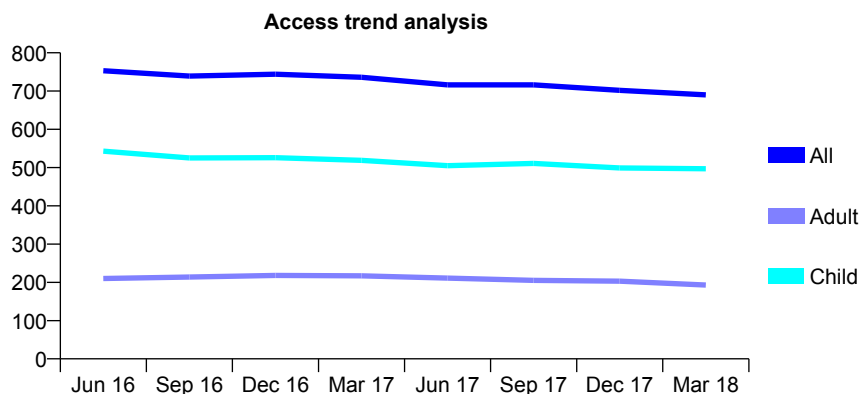
Q63 - Vital Signs At a Glance Contract Report for 161020/0001 - March 2018

Name or company name	Kingston Hill Dental Practice
Contract type name	GDS Contract
Purpose of contract	General
Contract start date	01/04/2010
Contract end date	

17/18 Contracted general activity (UDA)	1,500
Carry forward general activity (UDA)	12
17/18 Contracted orthodontic activity (UOA)	0
Carry forward orthodontic activity (UOA)	0
Baseline contract value	£35,541.08

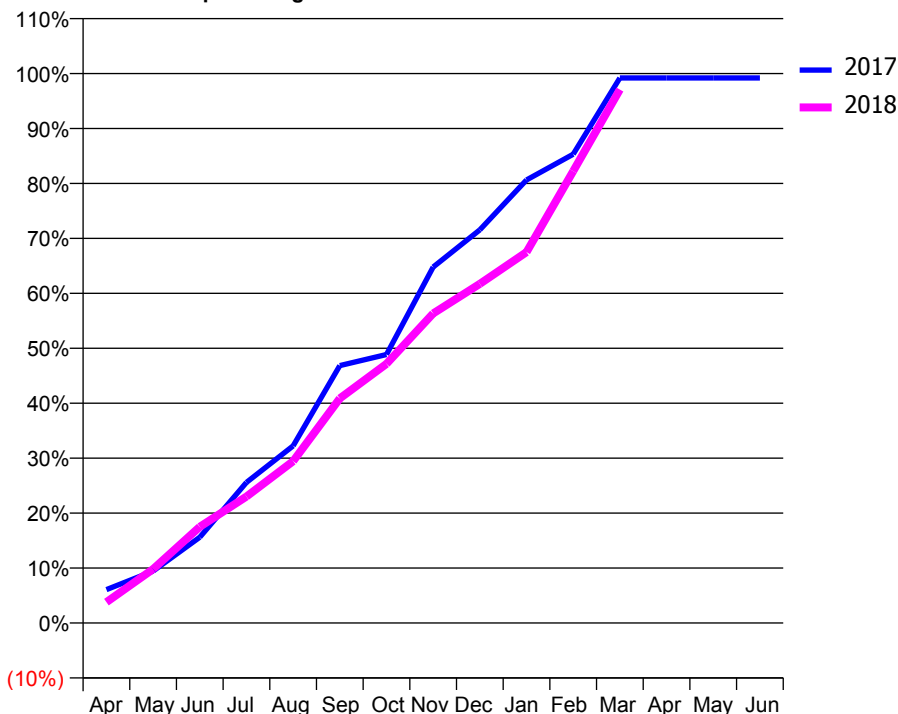
ACCESS*

Patients seen in 24 months	Total	Change since previous quarter
Quarter ending March 2017	736	
Quarter ending June 2017	716	↓
Quarter ending September 2017	716	→
Quarter ending December 2017	702	↓
Quarter ending March 2018	690	↓
Variance since March 2017	(6.3%)	↓



ACTIVITY

Cumulative percentage of contracted UDA delivered 2017 & 2018



Month	Adjusted Scheduled Activity (UDA)	
	2017	2018
April	91	57
May	142	147
June	234	263
July	384	345
August	483	442
September	703	613
October	733	707
November	972	845
December	1,073	926
January	1,209	1,012
February	1,280	1,234
March	1,488	1,456
April	1,488	
May	1,488	
June	1,488	

QUALITY

	Quantity	Base Number	Contract	AT	Region	England
% of FP17s for the same patient ID Re-attending within 3 months - Children	66	713	9.3%	10.1%	11.5%	11.9%
% of FP17s for the same patient ID Re-attending within 3 months - Adults	19	152	12.5%	15.5%	16.8%	16.0%
% of FP17s for the same patient ID Re-attending between 3 & 9 months - Children	394	713	55.3%	48.4%	47.7%	58.3%
% of FP17s for the same patient ID Re-attending between 3 & 9 months - Adults	65	152	42.8%	38.1%	38.2%	50.3%
% of FP17s for Band 1 Urgent Courses	31	865	3.6%	10.1%	10.6%	9.1%
% of FP17s Relating to Free Repair or Replacements	0	865	0.0%	0.6%	0.6%	0.8%
% of FP17s Relating to Continuations	0	865	0.0%	0.9%	0.8%	1.0%
% of Patients satisfied with the dentistry they have received	1	1	N/A	90.1%	89.3%	91.5%
% of Patients satisfied with the time they had to wait for an appointment	1	1	N/A	86.9%	84.4%	87.9%

* This is based on patients treated on this contract for their most recent course of treatment. Figures in italics indicate the base number of FP17s or Patient Questionnaire responses are less than 100. N/A is shown where the base number of responses is less than 10 during the period. % is calculated as Quantity/Base number*100

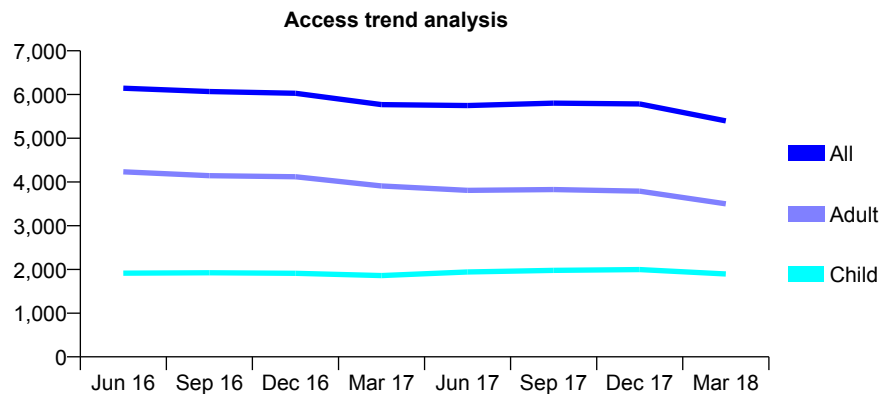
Q63 - Vital Signs At a Glance Contract Report for 163945/0001 - March 2018

Name or company name	Wandsworth Town Dental Practice Limited
Contract type name	GDS Contract
Purpose of contract	General
Contract start date	10/10/2011
Contract end date	

17/18 Contracted general activity (UDA)	18,500
Carry forward general activity (UDA)	-370
17/18 Contracted orthodontic activity (UOA)	0
Carry forward orthodontic activity (UOA)	0
Baseline contract value	£528,455.55

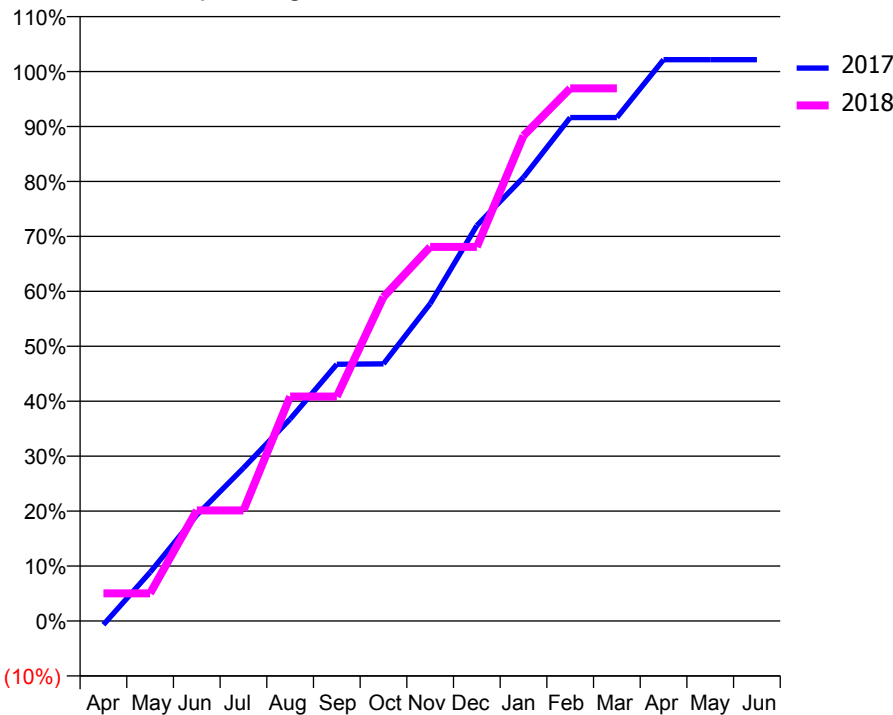
ACCESS*

Patients seen in 24 months	Total	Change since previous quarter
Quarter ending March 2017	5,768	
Quarter ending June 2017	5,749	→
Quarter ending September 2017	5,803	→
Quarter ending December 2017	5,786	→
Quarter ending March 2018	5,397	↓
Variance since March 2017	(6.4%)	↓



ACTIVITY

Cumulative percentage of contracted UDA delivered 2017 & 2018



Month	Adjusted Scheduled Activity (UDA)	
	2017	2018
April	-129	931
May	1,639	931
June	3,567	3,724
July	5,150	3,724
August	6,801	7,557
September	8,645	7,560
October	8,657	10,910
November	10,681	12,594
December	13,313	12,594
January	14,939	16,340
February	16,951	17,933
March	16,951	17,933
April	18,897	
May	18,897	
June	18,898	

QUALITY

	Quantity	Base Number	Contract	AT	Region	England
% of FP17s for the same patient ID Re-attending within 3 months - Children	255	2,174	11.7%	10.1%	11.5%	11.9%
% of FP17s for the same patient ID Re-attending within 3 months - Adults	895	3,968	22.6%	15.5%	16.8%	16.0%
% of FP17s for the same patient ID Re-attending between 3 & 9 months - Children	438	2,174	20.1%	48.4%	47.7%	58.3%
% of FP17s for the same patient ID Re-attending between 3 & 9 months - Adults	715	3,968	18.0%	38.1%	38.2%	50.3%
% of FP17s for Band 1 Urgent Courses	1,648	5,366	30.7%	10.1%	10.6%	9.1%
% of FP17s Relating to Free Repair or Replacements	0	5,366	0.0%	0.6%	0.6%	0.8%
% of FP17s Relating to Continuations	0	5,366	0.0%	0.9%	0.8%	1.0%
% of Patients satisfied with the dentistry they have received	1	1	N/A	90.1%	89.3%	91.5%
% of Patients satisfied with the time they had to wait for an appointment	0	1	N/A	86.9%	84.4%	87.9%

* This is based on patients treated on this contract for their most recent course of treatment. Figures in italics indicate the base number of FP17s or Patient Questionnaire responses are less than 100. N/A is shown where the base number of responses is less than 10 during the period. % is calculated as Quantity/Base number*100

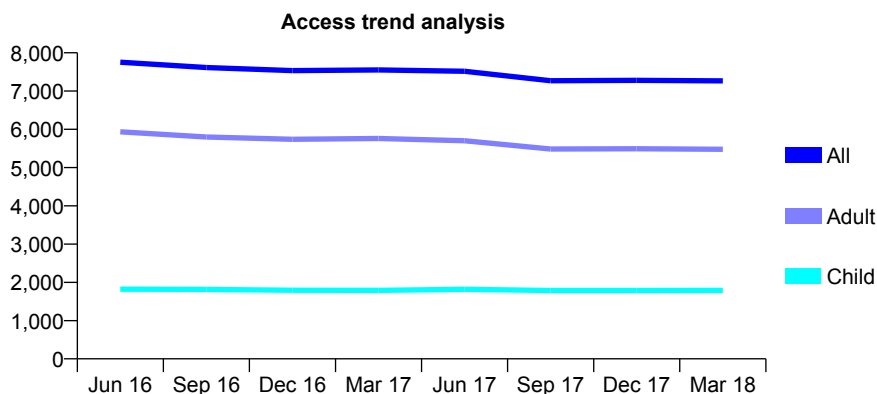
Q63 - Vital Signs At a Glance Contract Report for 164151/0001 - March 2018

Name or company name	The Crystal Palace Dental Centre
Contract type name	GDS Contract
Purpose of contract	General
Contract start date	01/04/2006
Contract end date	

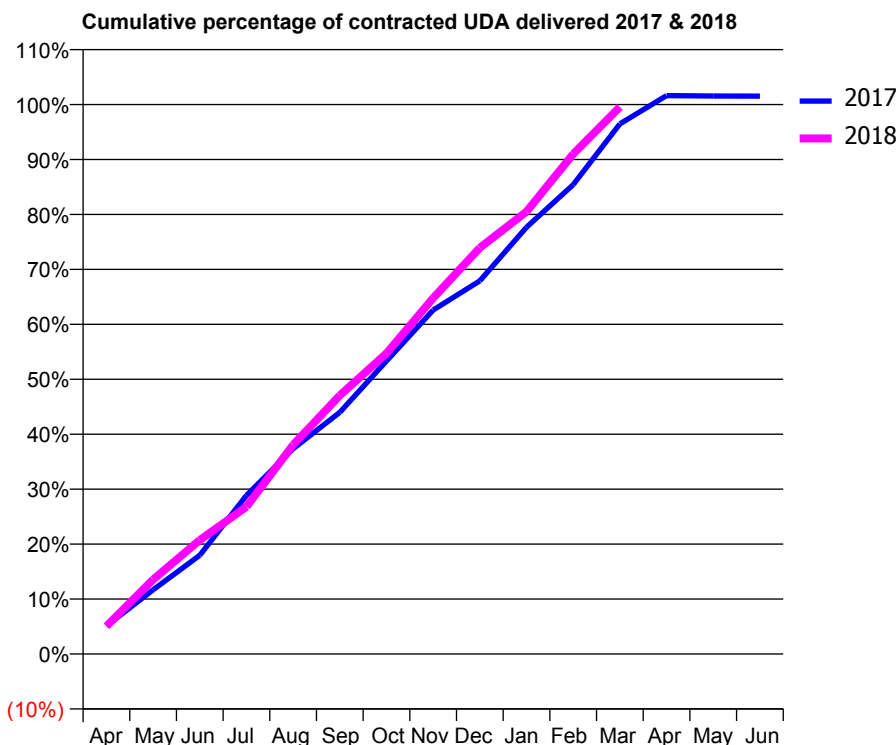
17/18 Contracted general activity (UDA)	16,490
Carry forward general activity (UDA)	-251
17/18 Contracted orthodontic activity (UOA)	0
Carry forward orthodontic activity (UOA)	0
Baseline contract value	£461,960.51

ACCESS*

Patients seen in 24 months	Total	Change since previous quarter
Quarter ending March 2017	7,551	
Quarter ending June 2017	7,518	→
Quarter ending September 2017	7,270	↓
Quarter ending December 2017	7,280	→
Quarter ending March 2018	7,267	→
Variance since March 2017	(3.8%)	↓



ACTIVITY



Month	Adjusted Scheduled Activity (UDA)	
	2017	2018
April	844	833
May	1,928	2,234
June	2,962	3,417
July	4,760	4,418
August	6,159	6,277
September	7,254	7,760
October	8,793	9,021
November	10,321	10,684
December	11,200	12,190
January	12,806	13,276
February	14,083	15,004
March	15,909	16,417
April	16,757	
May	16,745	
June	16,741	

QUALITY

	Quantity	Base Number	Contract	AT	Region	England
% of FP17s for the same patient ID Re-attending within 3 months - Children	149	1,953	7.6%	10.1%	11.5%	11.9%
% of FP17s for the same patient ID Re-attending within 3 months - Adults	579	5,172	11.2%	15.5%	16.8%	16.0%
% of FP17s for the same patient ID Re-attending between 3 & 9 months - Children	625	1,953	32.0%	48.4%	47.7%	58.3%
% of FP17s for the same patient ID Re-attending between 3 & 9 months - Adults	1,471	5,172	28.4%	38.1%	38.2%	50.3%
% of FP17s for Band 1 Urgent Courses	738	6,846	10.8%	10.1%	10.6%	9.1%
% of FP17s Relating to Free Repair or Replacements	81	6,846	1.2%	0.6%	0.6%	0.8%
% of FP17s Relating to Continuations	23	6,846	0.3%	0.9%	0.8%	1.0%
% of Patients satisfied with the dentistry they have received	1	1	N/A	90.1%	89.3%	91.5%
% of Patients satisfied with the time they had to wait for an appointment	1	1	N/A	86.9%	84.4%	87.9%

* This is based on patients treated on this contract for their most recent course of treatment. Figures in italics indicate the base number of FP17s or Patient Questionnaire responses are less than 100. N/A is shown where the base number of responses is less than 10 during the period. % is calculated as Quantity/Base number*100

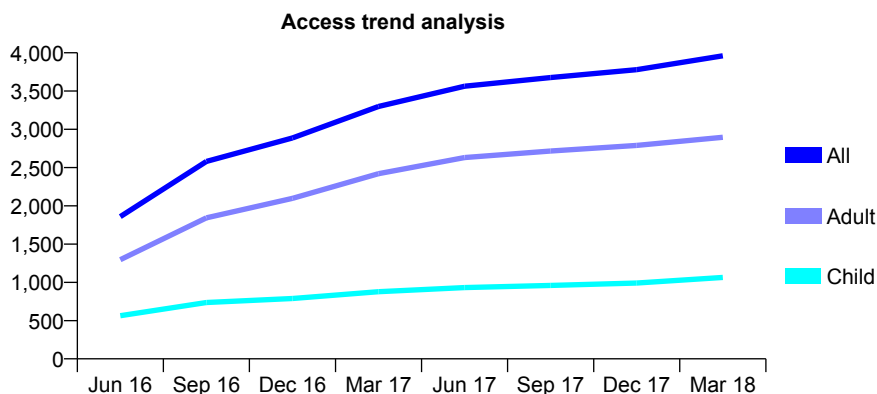
Q63 - Vital Signs At a Glance Contract Report for 164828/0001 - March 2018

Name or company name	2 Green Smile Ltd
Contract type name	GDS Contract
Purpose of contract	General
Contract start date	01/11/2015
Contract end date	

17/18 Contracted general activity (UDA)	7,750
Carry forward general activity (UDA)	-36
17/18 Contracted orthodontic activity (UOA)	0
Carry forward orthodontic activity (UOA)	0
Baseline contract value	£201,728.31

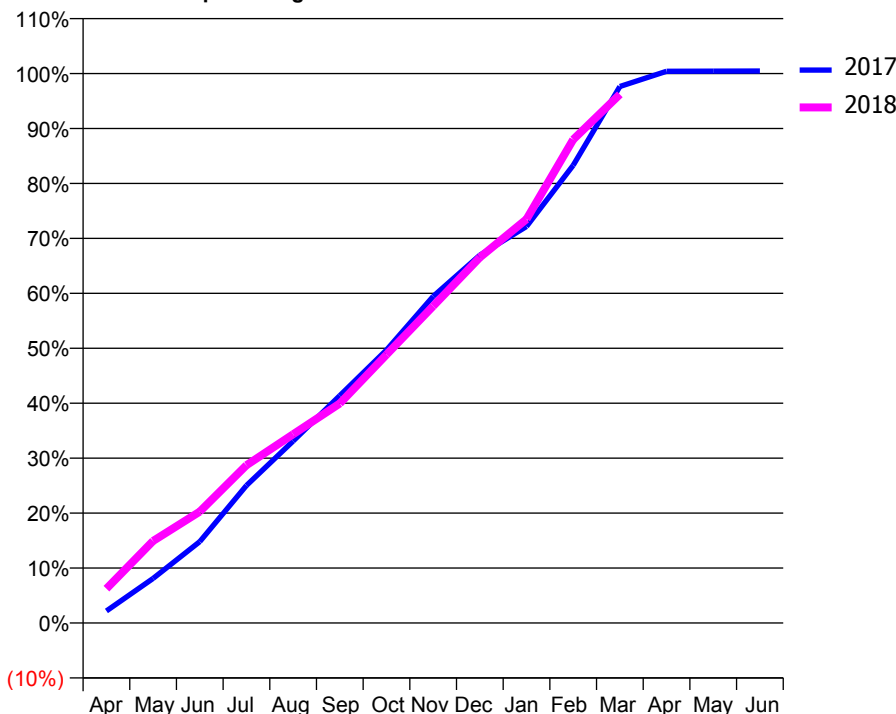
ACCESS*

Patients seen in 24 months	Total	Change since previous quarter
Quarter ending March 2017	3,298	
Quarter ending June 2017	3,563	↑
Quarter ending September 2017	3,676	↑
Quarter ending December 2017	3,779	↑
Quarter ending March 2018	3,960	↑
Variance since March 2017	20.1%	↑



ACTIVITY

Cumulative percentage of contracted UDA delivered 2017 & 2018



Month	Adjusted Scheduled Activity (UDA)	
	2017	2018
April	170	485
May	628	1,157
June	1,148	1,571
July	1,940	2,226
August	2,566	2,661
September	3,207	3,096
October	3,851	3,785
November	4,606	4,470
December	5,187	5,156
January	5,592	5,695
February	6,455	6,819
March	7,566	7,457
April	7,781	
May	7,783	
June	7,786	

QUALITY

	Quantity	Base Number	Contract	AT	Region	England
% of FP17s for the same patient ID Re-attending within 3 months - Children	74	1,277	5.8%	10.1%	11.5%	11.9%
% of FP17s for the same patient ID Re-attending within 3 months - Adults	415	2,911	14.3%	15.5%	16.8%	16.0%
% of FP17s for the same patient ID Re-attending between 3 & 9 months - Children	619	1,277	48.5%	48.4%	47.7%	58.3%
% of FP17s for the same patient ID Re-attending between 3 & 9 months - Adults	694	2,911	23.8%	38.1%	38.2%	50.3%
% of FP17s for Band 1 Urgent Courses	349	3,300	10.6%	10.1%	10.6%	9.1%
% of FP17s Relating to Free Repair or Replacements	20	3,300	0.6%	0.6%	0.6%	0.8%
% of FP17s Relating to Continuations	8	3,300	0.2%	0.9%	0.8%	1.0%
% of Patients satisfied with the dentistry they have received	3	3	N/A	90.1%	89.3%	91.5%
% of Patients satisfied with the time they had to wait for an appointment	2	3	N/A	86.9%	84.4%	87.9%

* This is based on patients treated on this contract for their most recent course of treatment. Figures in italics indicate the base number of FP17s or Patient Questionnaire responses are less than 100. N/A is shown where the base number of responses is less than 10 during the period. % is calculated as Quantity/Base number*100

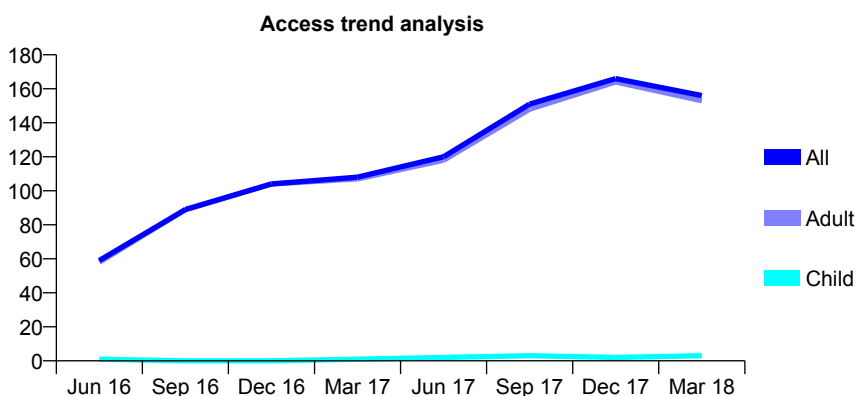
Q63 - Vital Signs At a Glance Contract Report for 164828/0002 - March 2018

Name or company name	2 Green Smile Ltd
Contract type name	PDS Contract
Purpose of contract	General
Contract start date	01/11/2015
Contract end date	31/03/2018

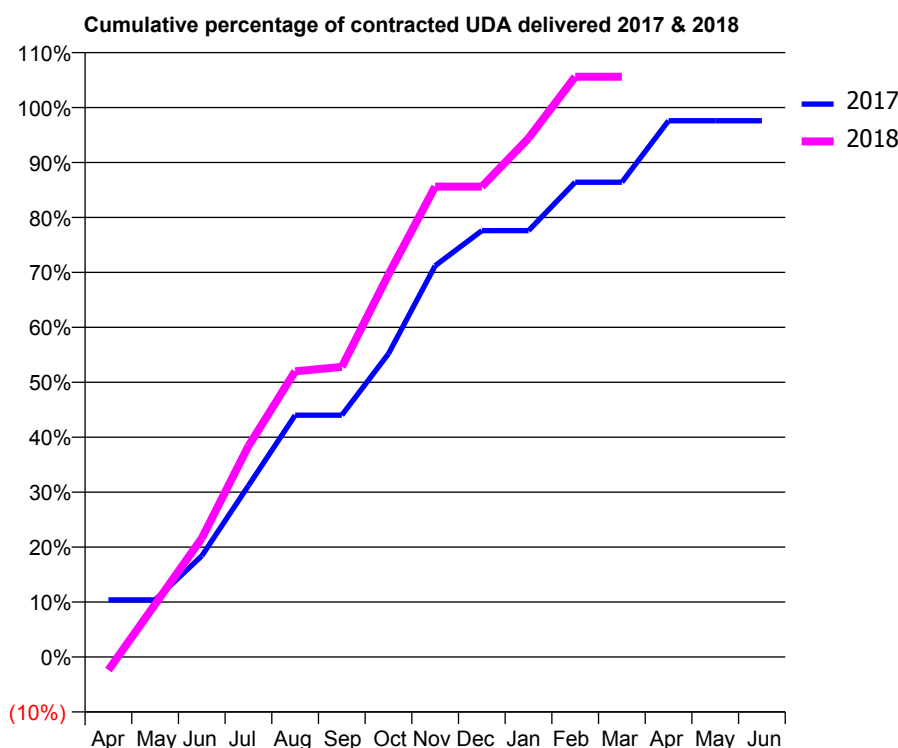
17/18 Contracted general activity (UDA)	375
Carry forward general activity (UDA)	9
17/18 Contracted orthodontic activity (UOA)	0
Carry forward orthodontic activity (UOA)	0
Baseline contract value	£20,384.51

ACCESS*

Patients seen in 24 months	Total	Change since previous quarter
Quarter ending March 2017	108	
Quarter ending June 2017	120	↑
Quarter ending September 2017	151	↑
Quarter ending December 2017	166	↑
Quarter ending March 2018	156	↓
Variance since March 2017	44.4%	↑



ACTIVITY



Month	Adjusted Scheduled Activity (UDA)	
	2017	2018
April	39	-9
May	39	36
June	69	81
July	117	144
August	165	195
September	165	198
October	207	261
November	267	321
December	291	321
January	291	354
February	324	396
March	324	396
April	366	
May	366	
June	366	

QUALITY

	Quantity	Base Number	Contract	AT	Region	England
% of FP17s for the same patient ID Re-attending within 3 months - Children	0	4	0.0%	10.1%	11.5%	11.9%
% of FP17s for the same patient ID Re-attending within 3 months - Adults	1	145	0.7%	15.5%	16.8%	16.0%
% of FP17s for the same patient ID Re-attending between 3 & 9 months - Children	0	4	0.0%	48.4%	47.7%	58.3%
% of FP17s for the same patient ID Re-attending between 3 & 9 months - Adults	1	145	0.7%	38.1%	38.2%	50.3%
% of FP17s for Band 1 Urgent Courses	0	135	0.0%	10.1%	10.6%	9.1%
% of FP17s Relating to Free Repair or Replacements	0	135	0.0%	0.6%	0.6%	0.8%
% of FP17s Relating to Continuations	0	135	0.0%	0.9%	0.8%	1.0%
% of Patients satisfied with the dentistry they have received	0	0	N/A	90.1%	89.3%	91.5%
% of Patients satisfied with the time they had to wait for an appointment	0	0	N/A	86.9%	84.4%	87.9%

* This is based on patients treated on this contract for their most recent course of treatment. Figures in italics indicate the base number of FP17s or Patient Questionnaire responses are less than 100. N/A is shown where the base number of responses is less than 10 during the period. % is calculated as Quantity/Base number*100

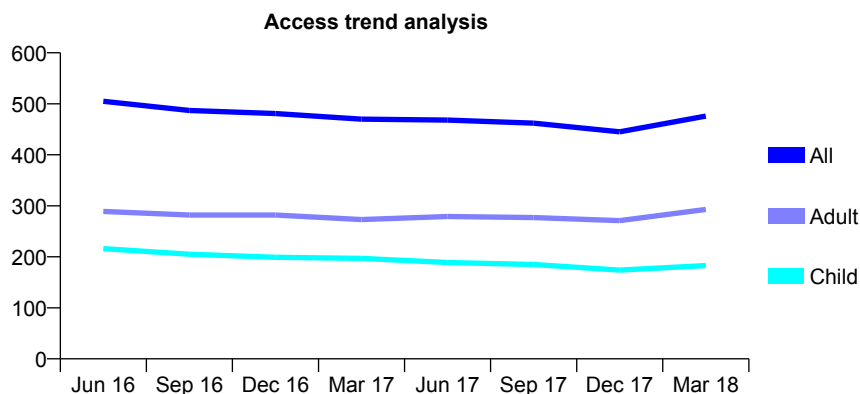
Q63 - Vital Signs At a Glance Contract Report for 164836/0001 - March 2018

Name or company name	R Mukherjee, P Gosai, D Patel, R Patel and
Contract type name	GDS Contract
Purpose of contract	General
Contract start date	10/03/2014
Contract end date	

17/18 Contracted general activity (UDA)	1,605
Carry forward general activity (UDA)	0
17/18 Contracted orthodontic activity (UOA)	0
Carry forward orthodontic activity (UOA)	0
Baseline contract value	£34,121.85

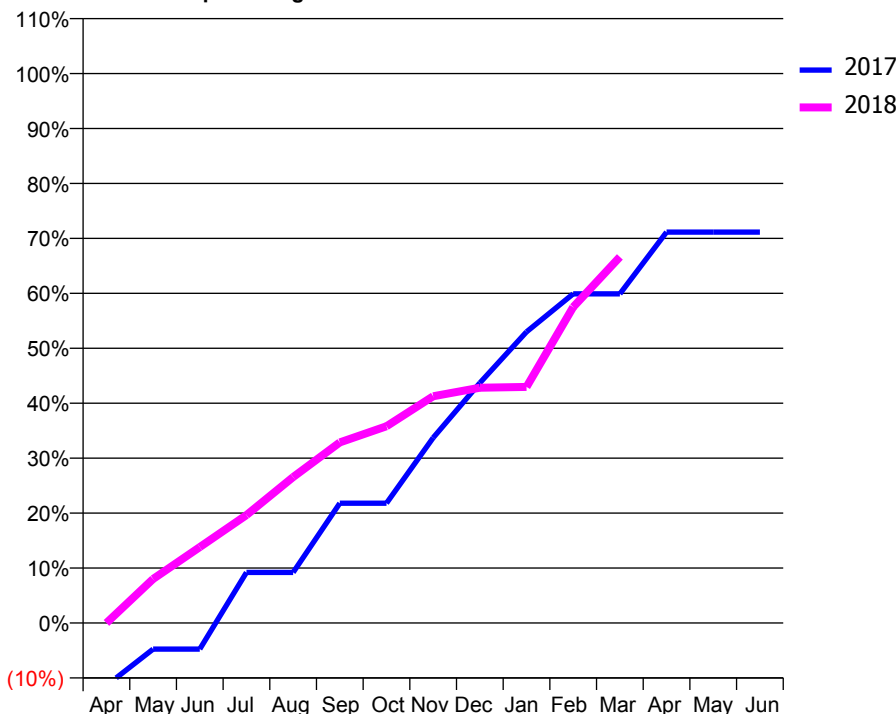
ACCESS*

Patients seen in 24 months	Total	Change since previous quarter
Quarter ending March 2017	470	
Quarter ending June 2017	468	→
Quarter ending September 2017	462	↓
Quarter ending December 2017	445	↓
Quarter ending March 2018	476	↑
Variance since March 2017	1.3%	→



ACTIVITY

Cumulative percentage of contracted UDA delivered 2017 & 2018



Adjusted Scheduled Activity (UDA)

Month	2017	2018
April	-183	0
May	-77	129
June	-77	222
July	148	315
August	148	426
September	350	527
October	350	575
November	541	662
December	701	687
January	850	689
February	961	923
March	961	1,069
April	1,142	
May	1,142	
June	1,142	

QUALITY

	Quantity	Base Number	Contract	AT	Region	England
% of FP17s for the same patient ID Re-attending within 3 months - Children	20	316	6.3%	10.1%	11.5%	11.9%
% of FP17s for the same patient ID Re-attending within 3 months - Adults	32	386	8.3%	15.5%	16.8%	16.0%
% of FP17s for the same patient ID Re-attending between 3 & 9 months - Children	190	316	60.1%	48.4%	47.7%	58.3%
% of FP17s for the same patient ID Re-attending between 3 & 9 months - Adults	211	386	54.7%	38.1%	38.2%	50.3%
% of FP17s for Band 1 Urgent Courses	21	609	3.4%	10.1%	10.6%	9.1%
% of FP17s Relating to Free Repair or Replacements	2	609	0.3%	0.6%	0.6%	0.8%
% of FP17s Relating to Continuations	3	609	0.5%	0.9%	0.8%	1.0%
% of Patients satisfied with the dentistry they have received	0	0	N/A	90.1%	89.3%	91.5%
% of Patients satisfied with the time they had to wait for an appointment	0	0	N/A	86.9%	84.4%	87.9%

* This is based on patients treated on this contract for their most recent course of treatment. Figures in italics indicate the base number of FP17s or Patient Questionnaire responses are less than 100. N/A is shown where the base number of responses is less than 10 during the period. % is calculated as Quantity/Base number*100

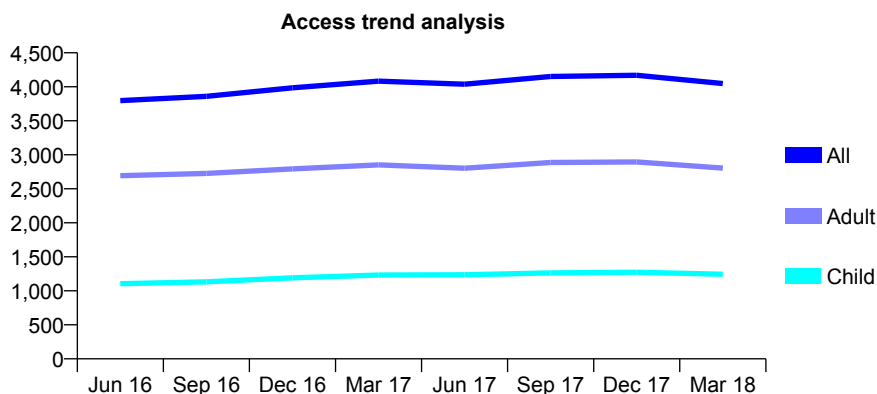
Q63 - Vital Signs At a Glance Contract Report for 164844/0001 - March 2018

Name or company name	Creekside Dental Practice
Contract type name	GDS Contract
Purpose of contract	General
Contract start date	01/04/2008
Contract end date	

17/18 Contracted general activity (UDA)	20,574
Carry forward general activity (UDA)	0
17/18 Contracted orthodontic activity (UOA)	0
Carry forward orthodontic activity (UOA)	0
Baseline contract value	£579,692.43

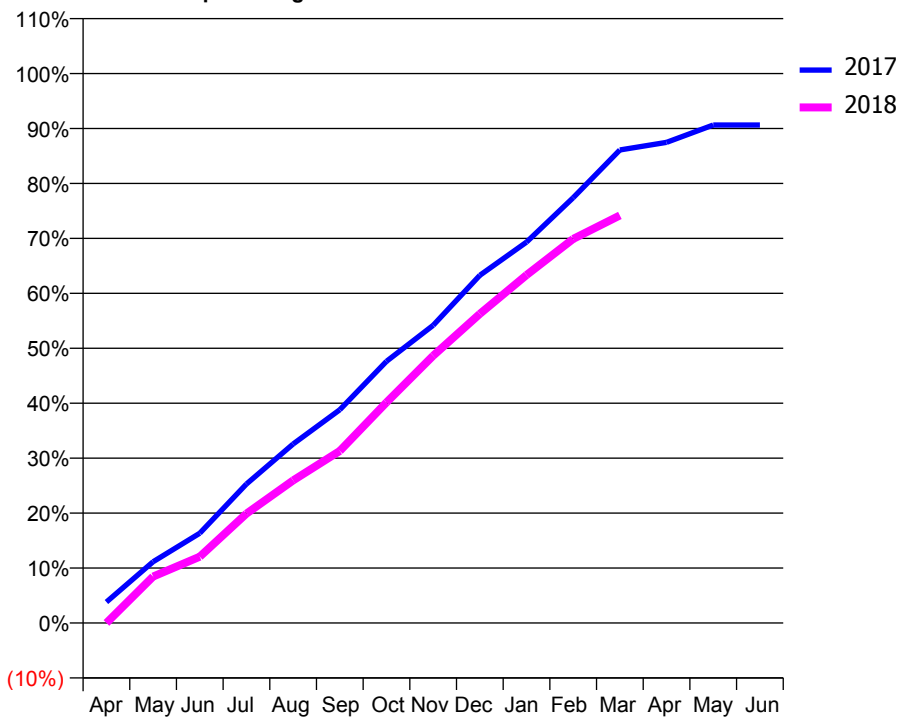
ACCESS*

Patients seen in 24 months	Total	Change since previous quarter
Quarter ending March 2017	4,084	
Quarter ending June 2017	4,039	↓
Quarter ending September 2017	4,151	↑
Quarter ending December 2017	4,169	→
Quarter ending March 2018	4,049	↓
Variance since March 2017	(0.9%)	→



ACTIVITY

Cumulative percentage of contracted UDA delivered 2017 & 2018



Month	Adjusted Scheduled Activity (UDA)	
	2017	2018
April	787	0
May	2,296	1,742
June	3,364	2,482
July	5,204	4,097
August	6,705	5,340
September	7,985	6,444
October	9,798	8,261
November	11,146	10,007
December	13,021	11,574
January	14,259	13,029
February	15,925	14,382
March	17,714	15,262
April	17,997	
May	18,647	
June	18,647	

QUALITY

	Quantity	Base Number	Contract	AT	Region	England
% of FP17s for the same patient ID Re-attending within 3 months - Children	119	1,530	7.8%	10.1%	11.5%	11.9%
% of FP17s for the same patient ID Re-attending within 3 months - Adults	495	2,893	17.1%	15.5%	16.8%	16.0%
% of FP17s for the same patient ID Re-attending between 3 & 9 months - Children	801	1,530	52.4%	48.4%	47.7%	58.3%
% of FP17s for the same patient ID Re-attending between 3 & 9 months - Adults	1,088	2,893	37.6%	38.1%	38.2%	50.3%
% of FP17s for Band 1 Urgent Courses	340	4,218	8.1%	10.1%	10.6%	9.1%
% of FP17s Relating to Free Repair or Replacements	20	4,218	0.5%	0.6%	0.6%	0.8%
% of FP17s Relating to Continuations	129	4,218	3.1%	0.9%	0.8%	1.0%
% of Patients satisfied with the dentistry they have received	2	2	N/A	90.1%	89.3%	91.5%
% of Patients satisfied with the time they had to wait for an appointment	2	2	N/A	86.9%	84.4%	87.9%

* This is based on patients treated on this contract for their most recent course of treatment. Figures in italics indicate the base number of FP17s or Patient Questionnaire responses are less than 100. N/A is shown where the base number of responses is less than 10 during the period. % is calculated as Quantity/Base number*100

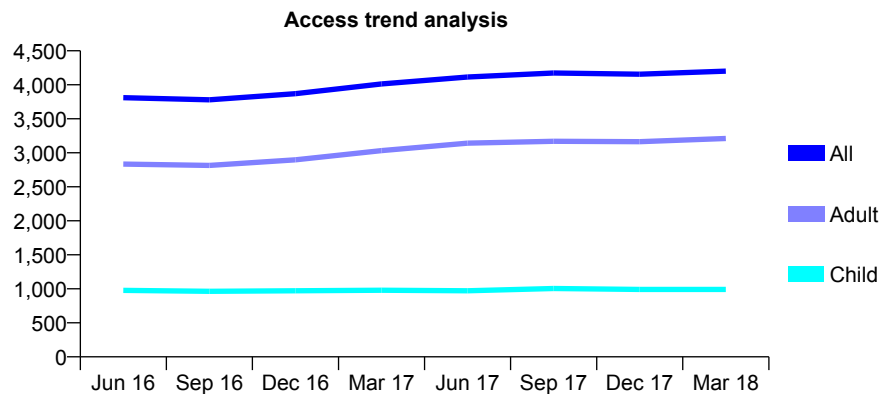
Q63 - Vital Signs At a Glance Contract Report for 166634/0001 - March 2018

Name or company name	Lancaster House Dental Practice
Contract type name	Pilot Contract
Purpose of contract	General and Orthodontic
Contract start date	01/04/2006
Contract end date	

17/18 Contracted general activity (UDA)	14,290
Carry forward general activity (UDA)	0
17/18 Contracted orthodontic activity (UOA)	224
Carry forward orthodontic activity (UOA)	0
Baseline contract value	£392,377.46

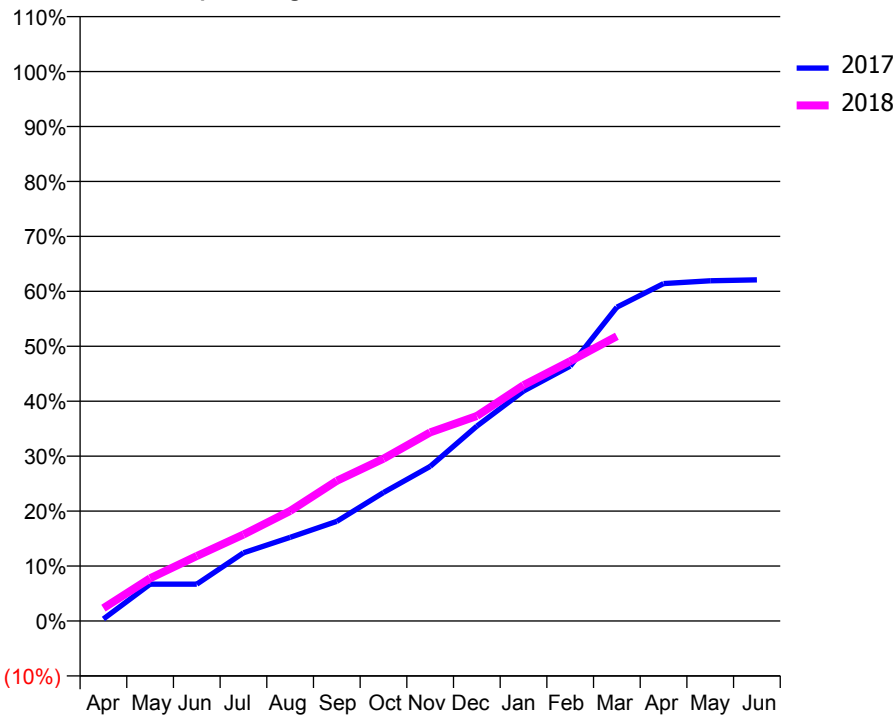
ACCESS*

Patients seen in 24 months	Total	Change since previous quarter
Quarter ending March 2017	4,012	
Quarter ending June 2017	4,115	↑
Quarter ending September 2017	4,174	→
Quarter ending December 2017	4,156	→
Quarter ending March 2018	4,201	→
Variance since March 2017	4.7%	↑



ACTIVITY

Cumulative percentage of contracted UDA delivered 2017 & 2018



Month	Adjusted Scheduled Activity (UDA)	
	2017	2018
April	54	336
May	960	1,110
June	960	1,691
July	1,774	2,249
August	2,175	2,861
September	2,592	3,647
October	3,340	4,220
November	4,020	4,905
December	5,068	5,332
January	5,981	6,133
February	6,629	6,757
March	8,160	7,404
April	8,775	
May	8,847	
June	8,873	

QUALITY

	Quantity	Base Number	Contract	AT	Region	England
% of FP17s for the same patient ID Re-attending within 3 months - Children	60	1,208	5.0%	10.1%	11.5%	11.9%
% of FP17s for the same patient ID Re-attending within 3 months - Adults	474	3,189	14.9%	15.5%	16.8%	16.0%
% of FP17s for the same patient ID Re-attending between 3 & 9 months - Children	505	1,208	41.8%	48.4%	47.7%	58.3%
% of FP17s for the same patient ID Re-attending between 3 & 9 months - Adults	787	3,189	24.7%	38.1%	38.2%	50.3%
% of FP17s for Band 1 Urgent Courses	586	3,737	15.7%	10.1%	10.6%	9.1%
% of FP17s Relating to Free Repair or Replacements	1	3,737	0.0%	0.6%	0.6%	0.8%
% of FP17s Relating to Continuations	8	3,737	0.2%	0.9%	0.8%	1.0%
% of Patients satisfied with the dentistry they have received	2	3	N/A	90.1%	89.3%	91.5%
% of Patients satisfied with the time they had to wait for an appointment	1	3	N/A	86.9%	84.4%	87.9%

* This is based on patients treated on this contract for their most recent course of treatment. Figures in italics indicate the base number of FP17s or Patient Questionnaire responses are less than 100. N/A is shown where the base number of responses is less than 10 during the period. % is calculated as Quantity/Base number*100

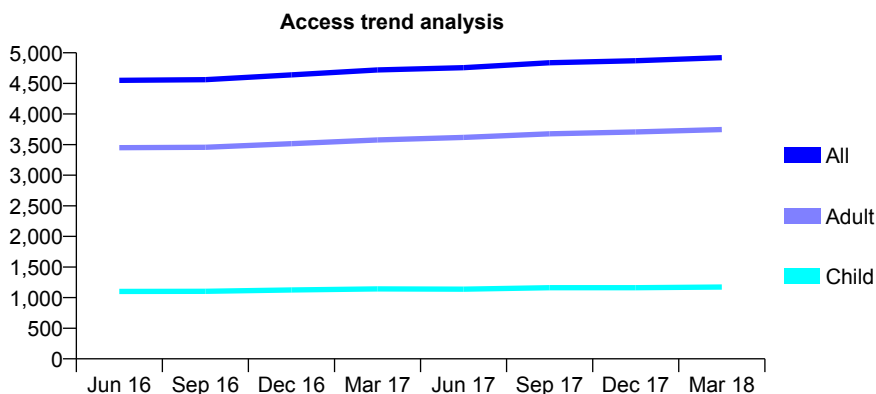
Q63 - Vital Signs At a Glance Contract Report for 167517/0001 - March 2018

Name or company name	HB Dental Practice Limited
Contract type name	GDS Contract
Purpose of contract	General
Contract start date	01/11/2009
Contract end date	

17/18 Contracted general activity (UDA)	20,586
Carry forward general activity (UDA)	0
17/18 Contracted orthodontic activity (UOA)	0
Carry forward orthodontic activity (UOA)	0
Baseline contract value	£491,947.24

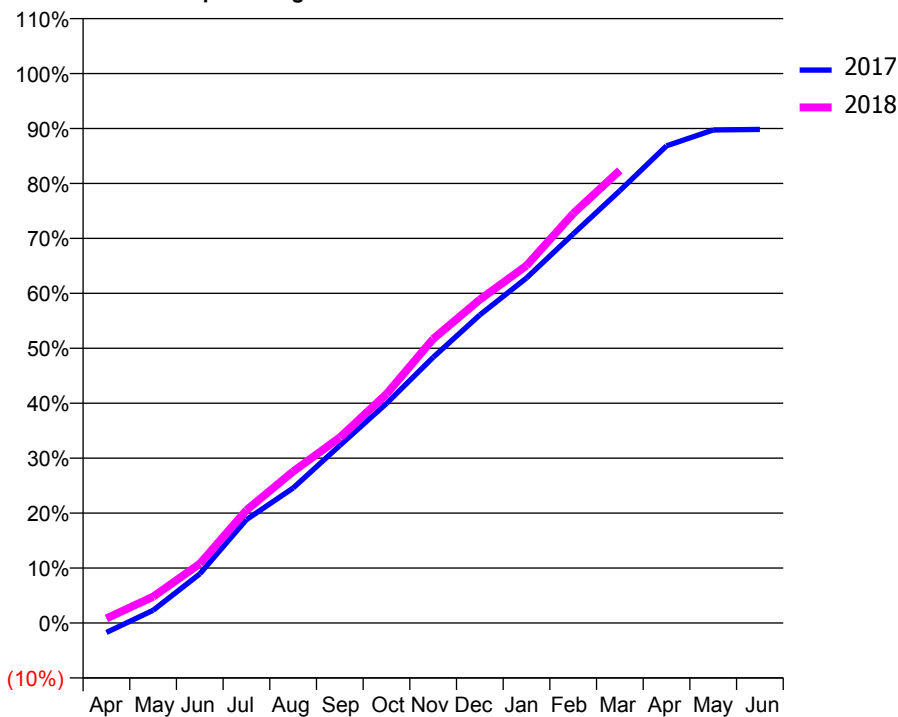
ACCESS*

Patients seen in 24 months	Total	Change since previous quarter
Quarter ending March 2017	4,720	
Quarter ending June 2017	4,757	→
Quarter ending September 2017	4,838	→
Quarter ending December 2017	4,871	→
Quarter ending March 2018	4,920	→
Variance since March 2017	4.2%	↑



ACTIVITY

Cumulative percentage of contracted UDA delivered 2017 & 2018



Month	Adjusted Scheduled Activity (UDA)	
	2017	2018
April	-359	171
May	479	985
June	1,841	2,222
July	3,875	4,228
August	5,056	5,679
September	6,652	6,950
October	8,224	8,582
November	9,956	10,644
December	11,543	12,117
January	12,924	13,393
February	14,574	15,339
March	16,196	16,959
April	17,878	
May	18,471	
June	18,489	

QUALITY

	Quantity	Base Number	Contract	AT	Region	England
% of FP17s for the same patient ID Re-attending within 3 months - Children	80	1,430	5.6%	10.1%	11.5%	11.9%
% of FP17s for the same patient ID Re-attending within 3 months - Adults	669	4,433	15.1%	15.5%	16.8%	16.0%
% of FP17s for the same patient ID Re-attending between 3 & 9 months - Children	623	1,430	43.6%	48.4%	47.7%	58.3%
% of FP17s for the same patient ID Re-attending between 3 & 9 months - Adults	1,821	4,433	41.1%	38.1%	38.2%	50.3%
% of FP17s for Band 1 Urgent Courses	385	5,215	7.4%	10.1%	10.6%	9.1%
% of FP17s Relating to Free Repair or Replacements	79	5,215	1.5%	0.6%	0.6%	0.8%
% of FP17s Relating to Continuations	106	5,215	2.0%	0.9%	0.8%	1.0%
% of Patients satisfied with the dentistry they have received	2	2	N/A	90.1%	89.3%	91.5%
% of Patients satisfied with the time they had to wait for an appointment	2	2	N/A	86.9%	84.4%	87.9%

* This is based on patients treated on this contract for their most recent course of treatment. Figures in italics indicate the base number of FP17s or Patient Questionnaire responses are less than 100. N/A is shown where the base number of responses is less than 10 during the period. % is calculated as Quantity/Base number*100

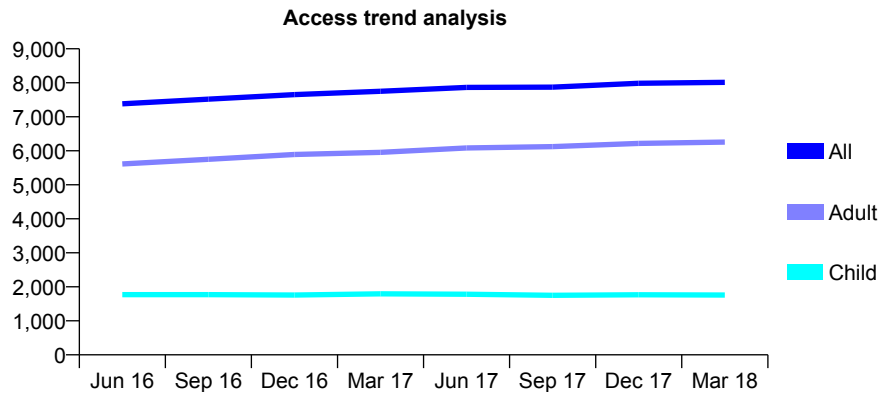
Q63 - Vital Signs At a Glance Contract Report for 168408/0001 - March 2018

Name or company name	Brixton Hill Dental Practice
Contract type name	GDS Contract
Purpose of contract	General
Contract start date	01/07/2014
Contract end date	

17/18 Contracted general activity (UDA)	35,407
Carry forward general activity (UDA)	0
17/18 Contracted orthodontic activity (UOA)	0
Carry forward orthodontic activity (UOA)	0
Baseline contract value	£1,164,831.65

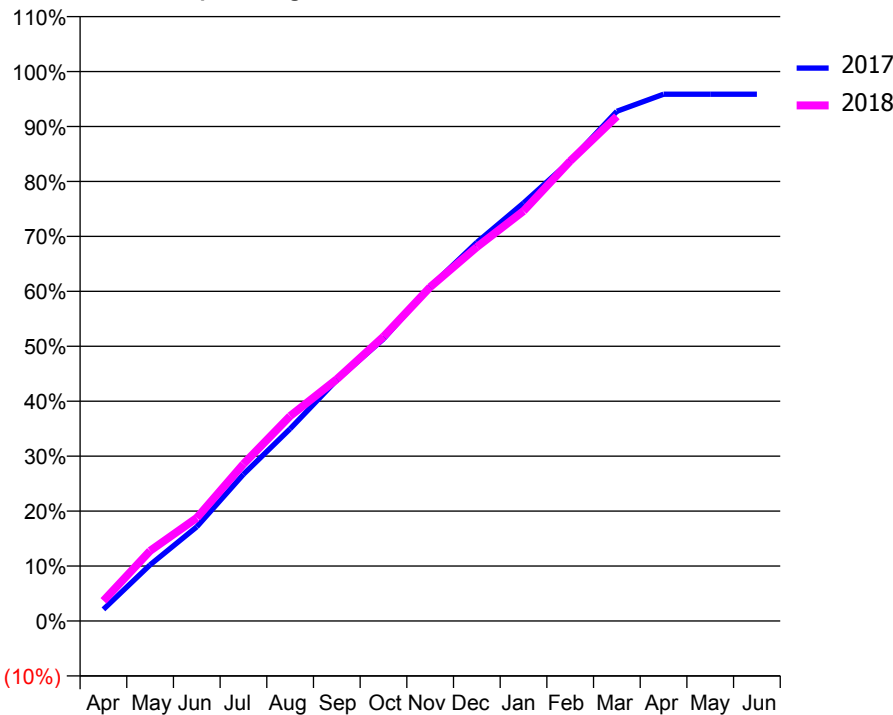
ACCESS*

Patients seen in 24 months	Total	Change since previous quarter
Quarter ending March 2017	7,750	
Quarter ending June 2017	7,865	→
Quarter ending September 2017	7,874	→
Quarter ending December 2017	7,985	→
Quarter ending March 2018	8,012	→
Variance since March 2017	3.4%	↑



ACTIVITY

Cumulative percentage of contracted UDA delivered 2017 & 2018



Month	Adjusted Scheduled Activity (UDA)	
	2017	2018
April	755	1,302
May	3,623	4,524
June	6,074	6,645
July	9,454	10,118
August	12,387	13,208
September	15,533	15,579
October	18,181	18,321
November	21,534	21,518
December	24,400	24,098
January	26,931	26,413
February	29,646	29,637
March	32,848	32,514
April	33,940	
May	33,940	
June	33,940	

QUALITY

	Quantity	Base Number	Contract	AT	Region	England
% of FP17s for the same patient ID Re-attending within 3 months - Children	115	1,943	5.9%	10.1%	11.5%	11.9%
% of FP17s for the same patient ID Re-attending within 3 months - Adults	494	5,991	8.2%	15.5%	16.8%	16.0%
% of FP17s for the same patient ID Re-attending between 3 & 9 months - Children	855	1,943	44.0%	48.4%	47.7%	58.3%
% of FP17s for the same patient ID Re-attending between 3 & 9 months - Adults	2,022	5,991	33.8%	38.1%	38.2%	50.3%
% of FP17s for Band 1 Urgent Courses	592	7,680	7.7%	10.1%	10.6%	9.1%
% of FP17s Relating to Free Repair or Replacements	11	7,680	0.1%	0.6%	0.6%	0.8%
% of FP17s Relating to Continuations	97	7,680	1.3%	0.9%	0.8%	1.0%
% of Patients satisfied with the dentistry they have received	6	6	N/A	90.1%	89.3%	91.5%
% of Patients satisfied with the time they had to wait for an appointment	6	6	N/A	86.9%	84.4%	87.9%

* This is based on patients treated on this contract for their most recent course of treatment. Figures in italics indicate the base number of FP17s or Patient Questionnaire responses are less than 100. N/A is shown where the base number of responses is less than 10 during the period. % is calculated as Quantity/Base number*100

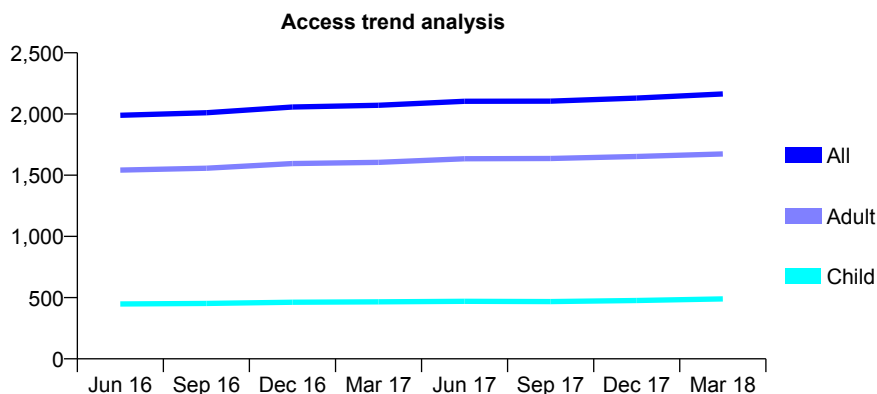
Q63 - Vital Signs At a Glance Contract Report for 168955/0001 - March 2018

Name or company name	Tolworth Rise Practice
Contract type name	GDS Contract
Purpose of contract	General
Contract start date	01/04/2009
Contract end date	

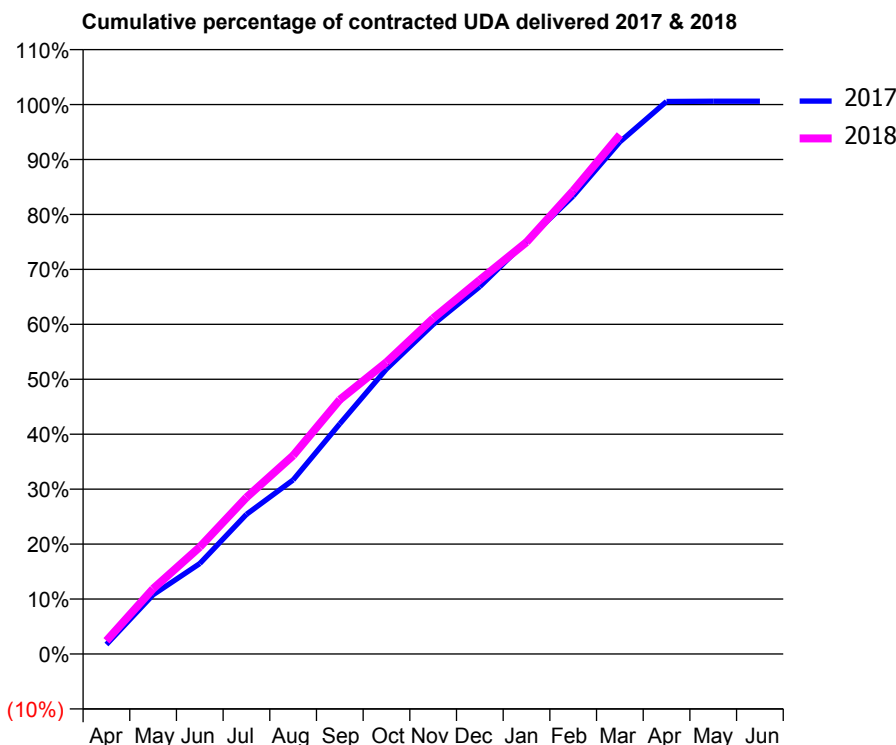
17/18 Contracted general activity (UDA)	6,000
Carry forward general activity (UDA)	-36
17/18 Contracted orthodontic activity (UOA)	0
Carry forward orthodontic activity (UOA)	0
Baseline contract value	£136,501.13

ACCESS*

Patients seen in 24 months	Total	Change since previous quarter
Quarter ending March 2017	2,071	
Quarter ending June 2017	2,104	→
Quarter ending September 2017	2,105	→
Quarter ending December 2017	2,130	→
Quarter ending March 2018	2,164	→
Variance since March 2017	4.5%	↑



ACTIVITY



Month	Adjusted Scheduled Activity (UDA)	
	2017	2018
April	105	144
May	648	713
June	988	1,168
July	1,525	1,710
August	1,901	2,167
September	2,514	2,778
October	3,112	3,187
November	3,599	3,665
December	4,012	4,084
January	4,508	4,496
February	5,000	5,058
March	5,591	5,668
April	6,034	
May	6,036	
June	6,036	

QUALITY

	Quantity	Base Number	Contract	AT	Region	England
% of FP17s for the same patient ID Re-attending within 3 months - Children	53	699	7.6%	10.1%	11.5%	11.9%
% of FP17s for the same patient ID Re-attending within 3 months - Adults	315	2,526	12.5%	15.5%	16.8%	16.0%
% of FP17s for the same patient ID Re-attending between 3 & 9 months - Children	418	699	59.8%	48.4%	47.7%	58.3%
% of FP17s for the same patient ID Re-attending between 3 & 9 months - Adults	1,595	2,526	63.1%	38.1%	38.2%	50.3%
% of FP17s for Band 1 Urgent Courses	122	3,007	4.1%	10.1%	10.6%	9.1%
% of FP17s Relating to Free Repair or Replacements	23	3,007	0.8%	0.6%	0.6%	0.8%
% of FP17s Relating to Continuations	57	3,007	1.9%	0.9%	0.8%	1.0%
% of Patients satisfied with the dentistry they have received	2	2	N/A	90.1%	89.3%	91.5%
% of Patients satisfied with the time they had to wait for an appointment	2	2	N/A	86.9%	84.4%	87.9%

* This is based on patients treated on this contract for their most recent course of treatment. Figures in italics indicate the base number of FP17s or Patient Questionnaire responses are less than 100. N/A is shown where the base number of responses is less than 10 during the period. % is calculated as Quantity/Base number*100

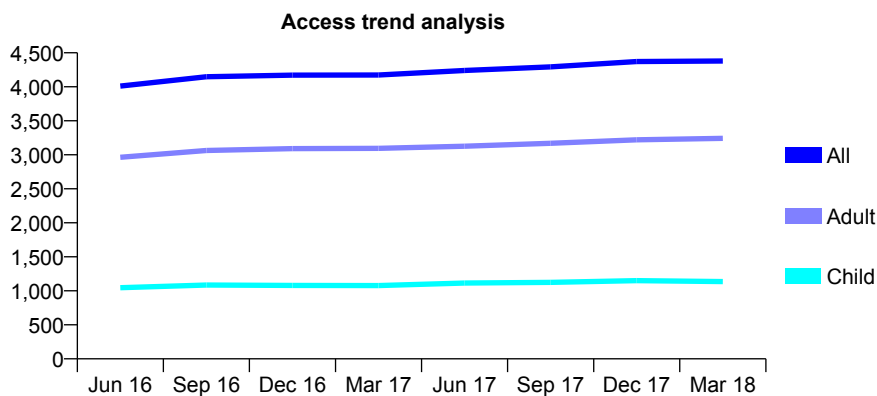
Q63 - Vital Signs At a Glance Contract Report for 170267/0001 - March 2018

Name or company name	Ramani Dental Practice
Contract type name	GDS Contract
Purpose of contract	General
Contract start date	01/04/2006
Contract end date	

17/18 Contracted general activity (UDA)	10,000
Carry forward general activity (UDA)	-75
17/18 Contracted orthodontic activity (UOA)	0
Carry forward orthodontic activity (UOA)	0
Baseline contract value	£261,026.26

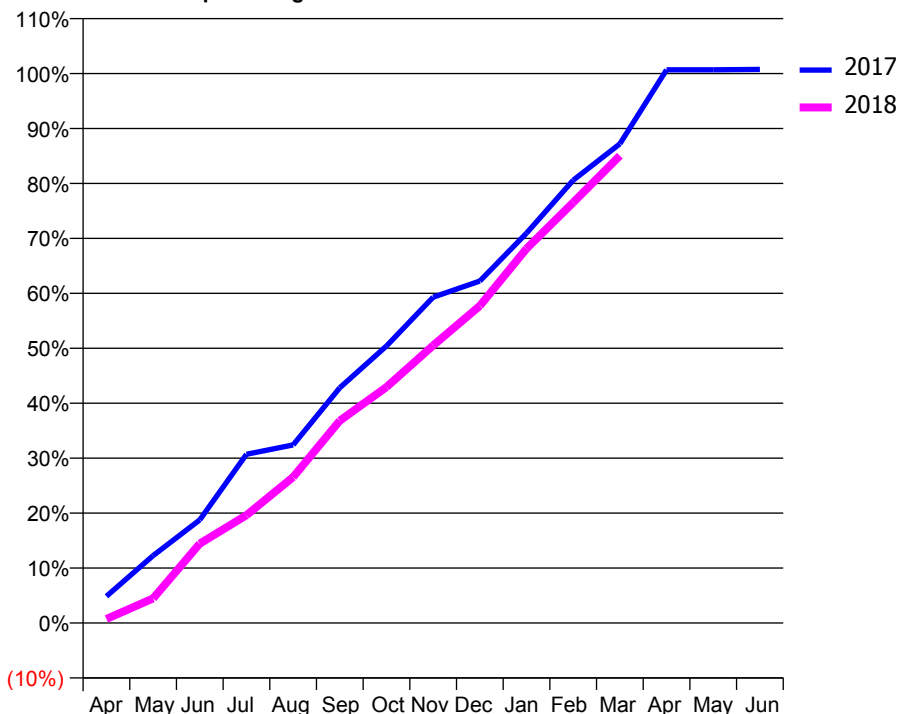
ACCESS*

Patients seen in 24 months	Total	Change since previous quarter
Quarter ending March 2017	4,174	
Quarter ending June 2017	4,241	→
Quarter ending September 2017	4,294	→
Quarter ending December 2017	4,371	→
Quarter ending March 2018	4,380	→
Variance since March 2017	4.9%	↑



ACTIVITY

Cumulative percentage of contracted UDA delivered 2017 & 2018



Month	Adjusted Scheduled Activity (UDA)	
	2017	2018
April	486	75
May	1,226	449
June	1,878	1,446
July	3,070	1,962
August	3,242	2,657
September	4,283	3,684
October	5,042	4,295
November	5,931	5,051
December	6,223	5,773
January	7,095	6,813
February	8,059	7,652
March	8,720	8,505
April	10,067	
May	10,067	
June	10,075	

QUALITY

	Quantity	Base Number	Contract	AT	Region	England
% of FP17s for the same patient ID Re-attending within 3 months - Children	110	1,401	7.9%	10.1%	11.5%	11.9%
% of FP17s for the same patient ID Re-attending within 3 months - Adults	516	3,524	14.6%	15.5%	16.8%	16.0%
% of FP17s for the same patient ID Re-attending between 3 & 9 months - Children	581	1,401	41.5%	48.4%	47.7%	58.3%
% of FP17s for the same patient ID Re-attending between 3 & 9 months - Adults	1,225	3,524	34.8%	38.1%	38.2%	50.3%
% of FP17s for Band 1 Urgent Courses	548	3,844	14.3%	10.1%	10.6%	9.1%
% of FP17s Relating to Free Repair or Replacements	49	3,844	1.3%	0.6%	0.6%	0.8%
% of FP17s Relating to Continuations	19	3,844	0.5%	0.9%	0.8%	1.0%
% of Patients satisfied with the dentistry they have received	4	5	N/A	90.1%	89.3%	91.5%
% of Patients satisfied with the time they had to wait for an appointment	5	5	N/A	86.9%	84.4%	87.9%

* This is based on patients treated on this contract for their most recent course of treatment. Figures in italics indicate the base number of FP17s or Patient Questionnaire responses are less than 100. N/A is shown where the base number of responses is less than 10 during the period. % is calculated as Quantity/Base number*100

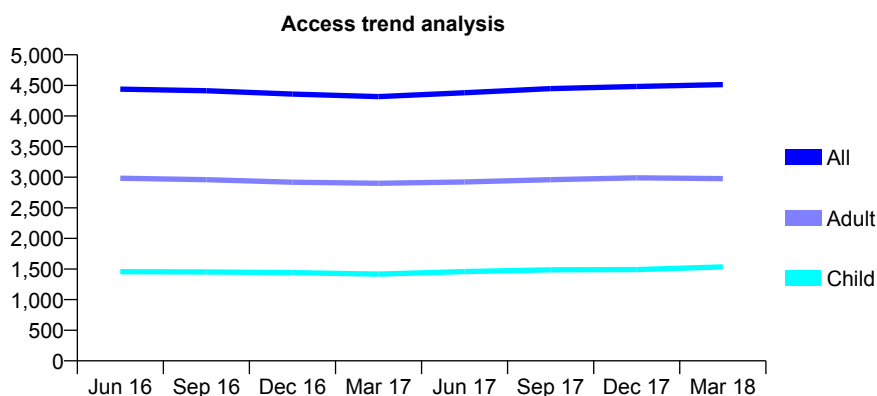
Q63 - Vital Signs At a Glance Contract Report for 170453/0001 - March 2018

Name or company name	The Lacey Dental Practice Partnership.
Contract type name	GDS Contract
Purpose of contract	General
Contract start date	01/06/2012
Contract end date	

17/18 Contracted general activity (UDA)	13,310
Carry forward general activity (UDA)	68
17/18 Contracted orthodontic activity (UOA)	0
Carry forward orthodontic activity (UOA)	0
Baseline contract value	£432,019.82

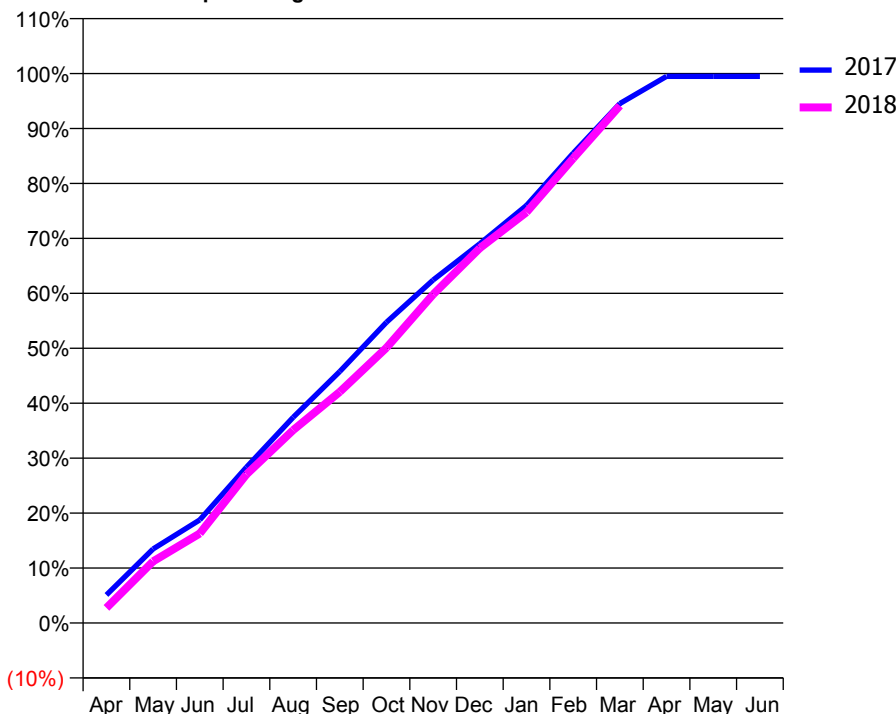
ACCESS*

Patients seen in 24 months	Total	Change since previous quarter
Quarter ending March 2017	4,317	
Quarter ending June 2017	4,380	→
Quarter ending September 2017	4,448	→
Quarter ending December 2017	4,482	→
Quarter ending March 2018	4,512	→
Variance since March 2017	4.5%	↑



ACTIVITY

Cumulative percentage of contracted UDA delivered 2017 & 2018



Month	Adjusted Scheduled Activity (UDA)	
	2017	2018
April	678	365
May	1,795	1,493
June	2,498	2,167
July	3,774	3,598
August	4,983	4,673
September	6,093	5,598
October	7,285	6,669
November	8,310	7,960
December	9,187	9,080
January	10,113	9,949
February	11,381	11,255
March	12,582	12,532
April	13,242	
May	13,242	
June	13,242	

QUALITY

	Quantity	Base Number	Contract	AT	Region	England
% of FP17s for the same patient ID Re-attending within 3 months - Children	117	1,864	6.3%	10.1%	11.5%	11.9%
% of FP17s for the same patient ID Re-attending within 3 months - Adults	511	3,095	16.5%	15.5%	16.8%	16.0%
% of FP17s for the same patient ID Re-attending between 3 & 9 months - Children	861	1,864	46.2%	48.4%	47.7%	58.3%
% of FP17s for the same patient ID Re-attending between 3 & 9 months - Adults	1,013	3,095	32.7%	38.1%	38.2%	50.3%
% of FP17s for Band 1 Urgent Courses	525	4,740	11.1%	10.1%	10.6%	9.1%
% of FP17s Relating to Free Repair or Replacements	6	4,740	0.1%	0.6%	0.6%	0.8%
% of FP17s Relating to Continuations	46	4,740	1.0%	0.9%	0.8%	1.0%
% of Patients satisfied with the dentistry they have received	1	2	N/A	90.1%	89.3%	91.5%
% of Patients satisfied with the time they had to wait for an appointment	1	2	N/A	86.9%	84.4%	87.9%

* This is based on patients treated on this contract for their most recent course of treatment. Figures in italics indicate the base number of FP17s or Patient Questionnaire responses are less than 100. N/A is shown where the base number of responses is less than 10 during the period. % is calculated as Quantity/Base number*100

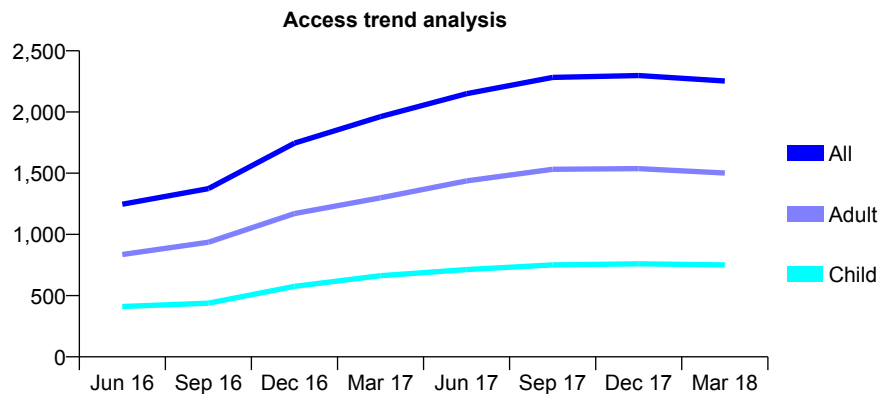
Q63 - Vital Signs At a Glance Contract Report for 170763/0001 - March 2018

Name or company name	MR R MAYOR
Contract type name	GDS Contract
Purpose of contract	General
Contract start date	01/12/2015
Contract end date	

17/18 Contracted general activity (UDA)	10,000
Carry forward general activity (UDA)	0
17/18 Contracted orthodontic activity (UOA)	0
Carry forward orthodontic activity (UOA)	0
Baseline contract value	£259,959.25

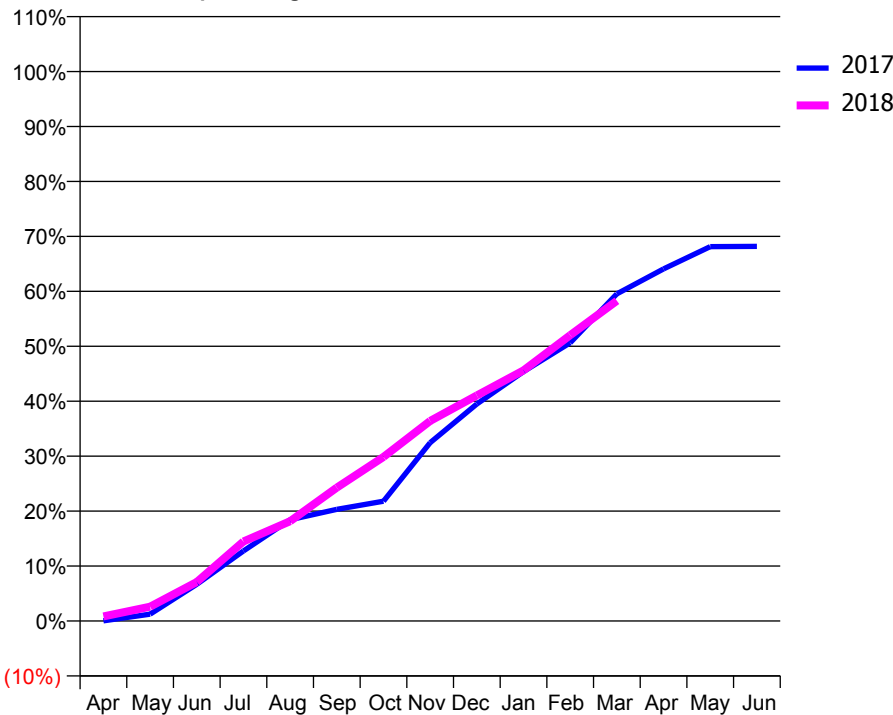
ACCESS*

Patients seen in 24 months	Total	Change since previous quarter
Quarter ending March 2017	1,962	
Quarter ending June 2017	2,150	↑
Quarter ending September 2017	2,283	↑
Quarter ending December 2017	2,298	→
Quarter ending March 2018	2,253	↓
Variance since March 2017	14.8%	↑



ACTIVITY

Cumulative percentage of contracted UDA delivered 2017 & 2018



Month	Adjusted Scheduled Activity (UDA)	
	2017	2018
April	4	83
May	126	261
June	670	710
July	1,275	1,448
August	1,842	1,816
September	2,031	2,429
October	2,180	2,986
November	3,247	3,642
December	3,950	4,104
January	4,539	4,560
February	5,063	5,201
March	5,953	5,828
April	6,407	
May	6,812	
June	6,818	

QUALITY

	Quantity	Base Number	Contract	AT	Region	England
% of FP17s for the same patient ID Re-attending within 3 months - Children	44	745	5.9%	10.1%	11.5%	11.9%
% of FP17s for the same patient ID Re-attending within 3 months - Adults	204	1,508	13.5%	15.5%	16.8%	16.0%
% of FP17s for the same patient ID Re-attending between 3 & 9 months - Children	204	745	27.4%	48.4%	47.7%	58.3%
% of FP17s for the same patient ID Re-attending between 3 & 9 months - Adults	470	1,508	31.2%	38.1%	38.2%	50.3%
% of FP17s for Band 1 Urgent Courses	111	2,039	5.4%	10.1%	10.6%	9.1%
% of FP17s Relating to Free Repair or Replacements	54	2,039	2.6%	0.6%	0.6%	0.8%
% of FP17s Relating to Continuations	4	2,039	0.2%	0.9%	0.8%	1.0%
% of Patients satisfied with the dentistry they have received	1	1	N/A	90.1%	89.3%	91.5%
% of Patients satisfied with the time they had to wait for an appointment	0	1	N/A	86.9%	84.4%	87.9%

* This is based on patients treated on this contract for their most recent course of treatment. Figures in italics indicate the base number of FP17s or Patient Questionnaire responses are less than 100. N/A is shown where the base number of responses is less than 10 during the period. % is calculated as Quantity/Base number*100

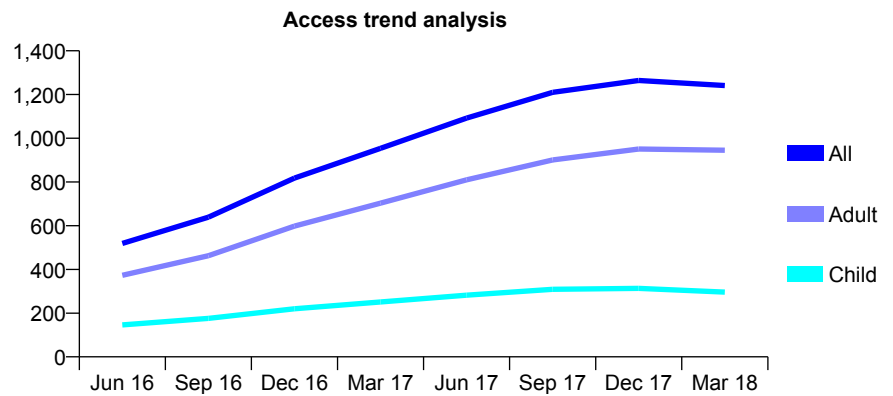
Q63 - Vital Signs At a Glance Contract Report for 170763/0002 - March 2018

Name or company name	MR R MAYOR
Contract type name	GDS Contract
Purpose of contract	General
Contract start date	01/12/2015
Contract end date	

17/18 Contracted general activity (UDA)	3,099
Carry forward general activity (UDA)	0
17/18 Contracted orthodontic activity (UOA)	0
Carry forward orthodontic activity (UOA)	0
Baseline contract value	£80,561.37

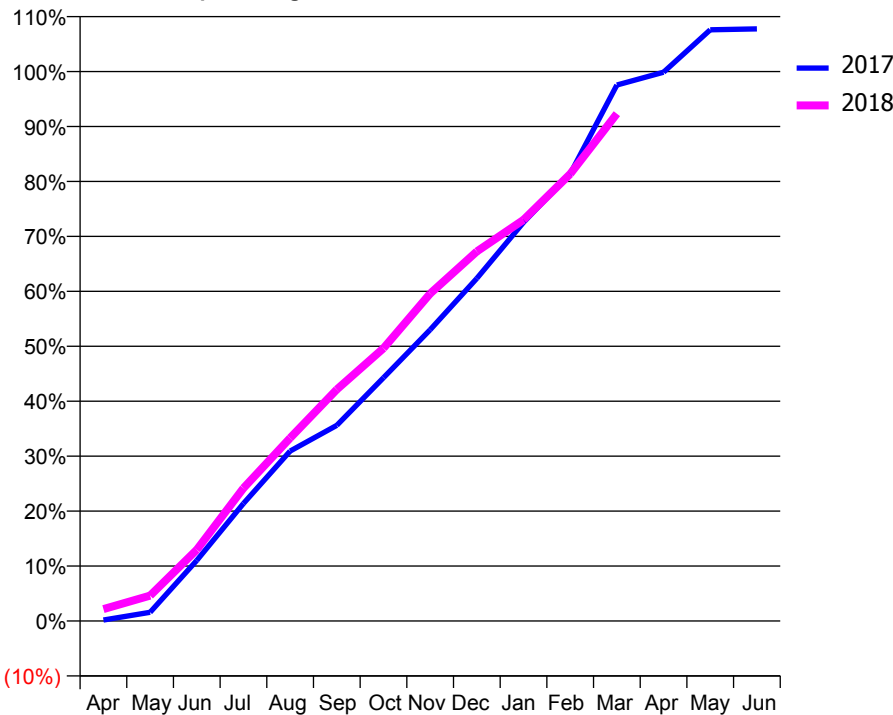
ACCESS*

Patients seen in 24 months	Total	Change since previous quarter
Quarter ending March 2017	954	
Quarter ending June 2017	1,092	↑
Quarter ending September 2017	1,210	↑
Quarter ending December 2017	1,264	↑
Quarter ending March 2018	1,241	↓
Variance since March 2017	30.1%	↑



ACTIVITY

Cumulative percentage of contracted UDA delivered 2017 & 2018



Month	Adjusted Scheduled Activity (UDA)	
	2017	2018
April	6	67
May	50	143
June	342	402
July	663	750
August	958	1,032
September	1,103	1,306
October	1,372	1,538
November	1,643	1,847
December	1,933	2,085
January	2,248	2,263
February	2,522	2,521
March	3,023	2,861
April	3,095	
May	3,334	
June	3,339	

QUALITY

	Quantity	Base Number	Contract	AT	Region	England
% of FP17s for the same patient ID Re-attending within 3 months - Children	9	267	3.4%	10.1%	11.5%	11.9%
% of FP17s for the same patient ID Re-attending within 3 months - Adults	99	898	11.0%	15.5%	16.8%	16.0%
% of FP17s for the same patient ID Re-attending between 3 & 9 months - Children	87	267	32.6%	48.4%	47.7%	58.3%
% of FP17s for the same patient ID Re-attending between 3 & 9 months - Adults	273	898	30.4%	38.1%	38.2%	50.3%
% of FP17s for Band 1 Urgent Courses	56	1,091	5.1%	10.1%	10.6%	9.1%
% of FP17s Relating to Free Repair or Replacements	17	1,091	1.6%	0.6%	0.6%	0.8%
% of FP17s Relating to Continuations	3	1,091	0.3%	0.9%	0.8%	1.0%
% of Patients satisfied with the dentistry they have received	1	1	N/A	90.1%	89.3%	91.5%
% of Patients satisfied with the time they had to wait for an appointment	1	1	N/A	86.9%	84.4%	87.9%

* This is based on patients treated on this contract for their most recent course of treatment. Figures in italics indicate the base number of FP17s or Patient Questionnaire responses are less than 100. N/A is shown where the base number of responses is less than 10 during the period. % is calculated as Quantity/Base number*100

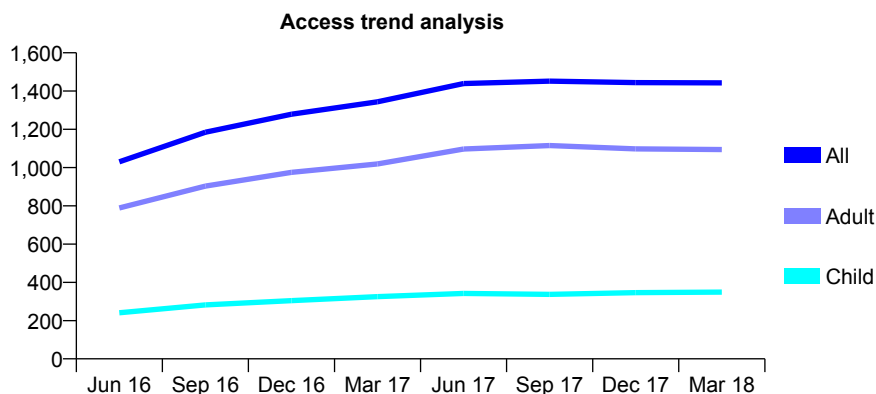
Q63 - Vital Signs At a Glance Contract Report for 170798/0001 - March 2018

Name or company name	Mrs S Patel
Contract type name	GDS Contract
Purpose of contract	General
Contract start date	01/08/2015
Contract end date	

17/18 Contracted general activity (UDA)	3,534
Carry forward general activity (UDA)	0
17/18 Contracted orthodontic activity (UOA)	0
Carry forward orthodontic activity (UOA)	0
Baseline contract value	£88,521.28

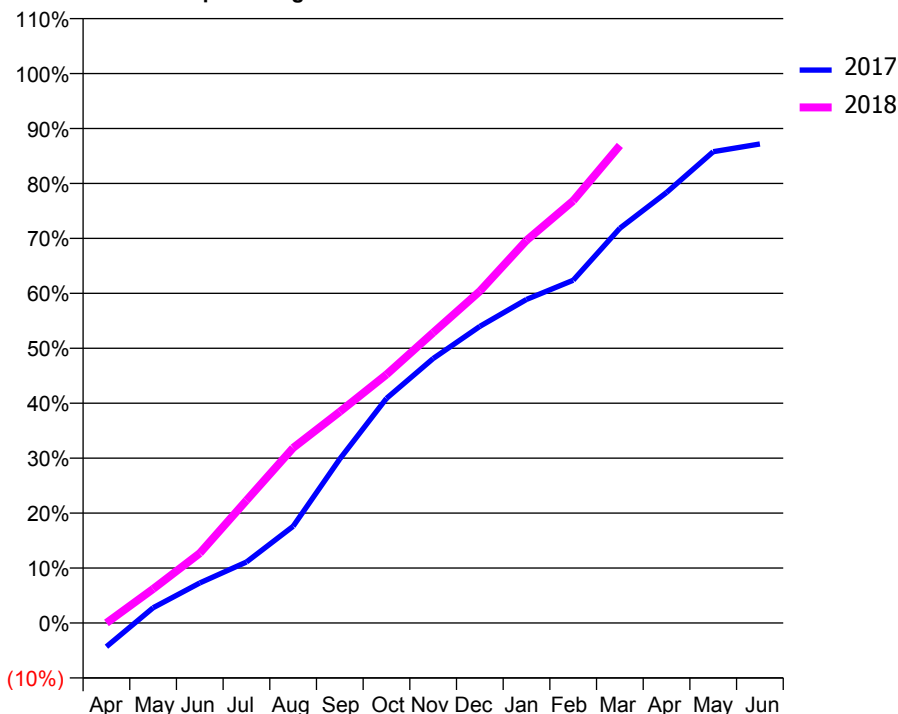
ACCESS*

Patients seen in 24 months	Total	Change since previous quarter
Quarter ending March 2017	1,344	
Quarter ending June 2017	1,439	↑
Quarter ending September 2017	1,452	→
Quarter ending December 2017	1,444	→
Quarter ending March 2018	1,443	→
Variance since March 2017	7.4%	↑



ACTIVITY

Cumulative percentage of contracted UDA delivered 2017 & 2018



Month	Adjusted Scheduled Activity (UDA)	
	2017	2018
April	-153	0
May	98	219
June	258	449
July	392	788
August	622	1,127
September	1,055	1,359
October	1,445	1,598
November	1,701	1,867
December	1,907	2,134
January	2,081	2,461
February	2,204	2,715
March	2,539	3,072
April	2,769	
May	3,031	
June	3,081	

QUALITY

	Quantity	Base Number	Contract	AT	Region	England
% of FP17s for the same patient ID Re-attending within 3 months - Children	13	406	3.2%	10.1%	11.5%	11.9%
% of FP17s for the same patient ID Re-attending within 3 months - Adults	77	1,270	6.1%	15.5%	16.8%	16.0%
% of FP17s for the same patient ID Re-attending between 3 & 9 months - Children	194	406	47.8%	48.4%	47.7%	58.3%
% of FP17s for the same patient ID Re-attending between 3 & 9 months - Adults	606	1,270	47.7%	38.1%	38.2%	50.3%
% of FP17s for Band 1 Urgent Courses	34	1,408	2.4%	10.1%	10.6%	9.1%
% of FP17s Relating to Free Repair or Replacements	4	1,408	0.3%	0.6%	0.6%	0.8%
% of FP17s Relating to Continuations	6	1,408	0.4%	0.9%	0.8%	1.0%
% of Patients satisfied with the dentistry they have received	2	2	N/A	90.1%	89.3%	91.5%
% of Patients satisfied with the time they had to wait for an appointment	2	2	N/A	86.9%	84.4%	87.9%

* This is based on patients treated on this contract for their most recent course of treatment. Figures in italics indicate the base number of FP17s or Patient Questionnaire responses are less than 100. N/A is shown where the base number of responses is less than 10 during the period. % is calculated as Quantity/Base number*100

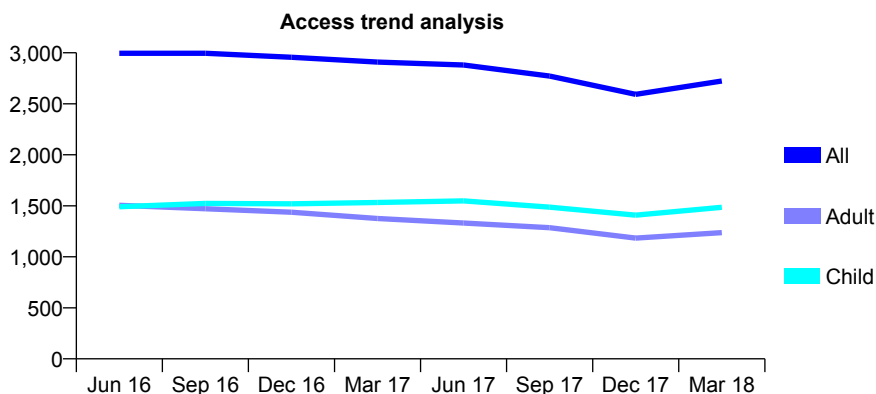
Q63 - Vital Signs At a Glance Contract Report for 170933/0001 - March 2018

Name or company name	Vijay Vithani, Varsha Vithani and Keya Vith
Contract type name	GDS Contract
Purpose of contract	General
Contract start date	01/04/2011
Contract end date	

17/18 Contracted general activity (UDA)	7,449
Carry forward general activity (UDA)	-89
17/18 Contracted orthodontic activity (UOA)	0
Carry forward orthodontic activity (UOA)	0
Baseline contract value	£179,362.05

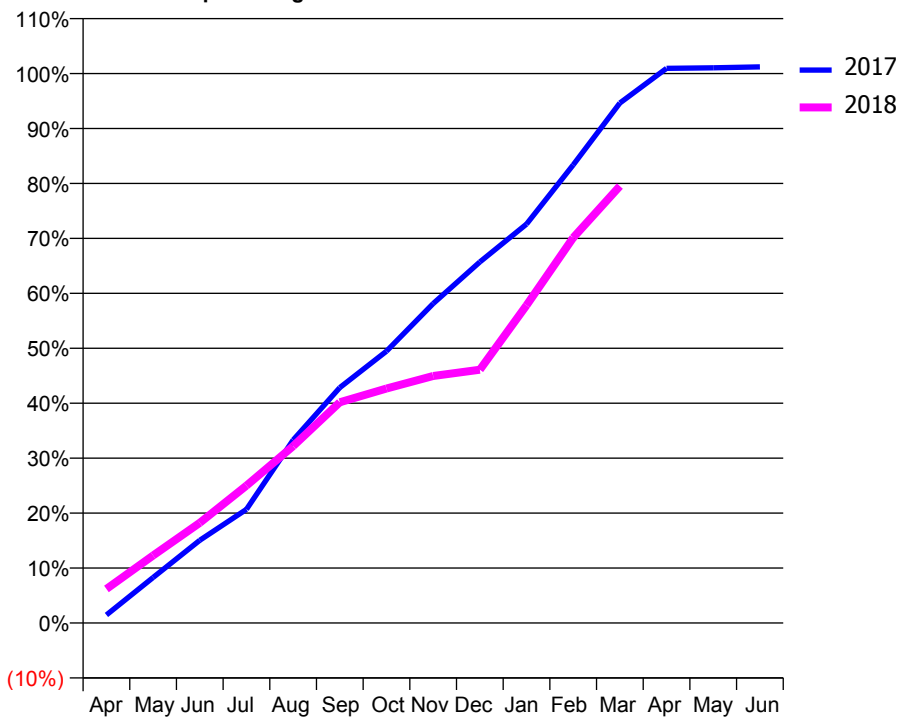
ACCESS*

Patients seen in 24 months	Total	Change since previous quarter
Quarter ending March 2017	2,909	
Quarter ending June 2017	2,880	→
Quarter ending September 2017	2,772	↓
Quarter ending December 2017	2,593	↓
Quarter ending March 2018	2,723	↑
Variance since March 2017	(6.4%)	↓



ACTIVITY

Cumulative percentage of contracted UDA delivered 2017 & 2018



Month	Adjusted Scheduled Activity (UDA)	
	2017	2018
April	110	462
May	617	915
June	1,122	1,358
July	1,542	1,863
August	2,480	2,398
September	3,191	2,993
October	3,684	3,179
November	4,330	3,349
December	4,894	3,434
January	5,407	4,306
February	6,211	5,223
March	7,049	5,923
April	7,518	
May	7,525	
June	7,538	

QUALITY

	Quantity	Base Number	Contract	AT	Region	England
% of FP17s for the same patient ID Re-attending within 3 months - Children	154	2,022	7.6%	10.1%	11.5%	11.9%
% of FP17s for the same patient ID Re-attending within 3 months - Adults	275	1,461	18.8%	15.5%	16.8%	16.0%
% of FP17s for the same patient ID Re-attending between 3 & 9 months - Children	1,134	2,022	56.1%	48.4%	47.7%	58.3%
% of FP17s for the same patient ID Re-attending between 3 & 9 months - Adults	487	1,461	33.3%	38.1%	38.2%	50.3%
% of FP17s for Band 1 Urgent Courses	251	3,243	7.7%	10.1%	10.6%	9.1%
% of FP17s Relating to Free Repair or Replacements	3	3,243	0.1%	0.6%	0.6%	0.8%
% of FP17s Relating to Continuations	4	3,243	0.1%	0.9%	0.8%	1.0%
% of Patients satisfied with the dentistry they have received	1	1	N/A	90.1%	89.3%	91.5%
% of Patients satisfied with the time they had to wait for an appointment	1	1	N/A	86.9%	84.4%	87.9%

* This is based on patients treated on this contract for their most recent course of treatment. Figures in italics indicate the base number of FP17s or Patient Questionnaire responses are less than 100. N/A is shown where the base number of responses is less than 10 during the period. % is calculated as Quantity/Base number*100

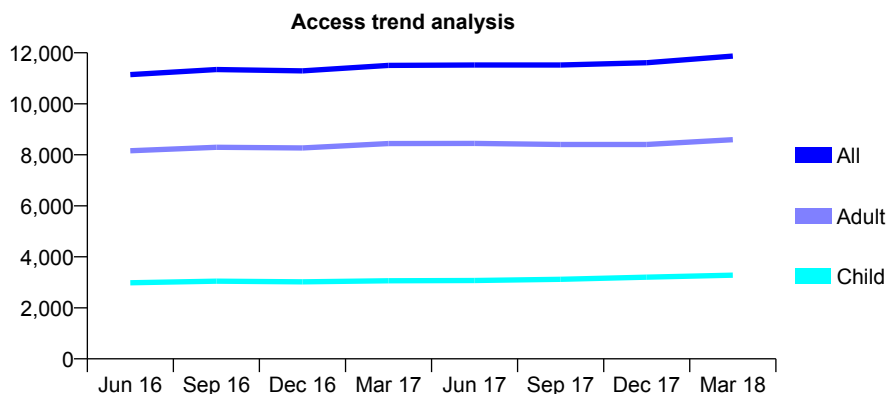
Q63 - Vital Signs At a Glance Contract Report for 171662/0001 - March 2018

Name or company name	Mr R Cutts & Miss A Patel
Contract type name	GDS Contract
Purpose of contract	General
Contract start date	01/04/2010
Contract end date	

17/18 Contracted general activity (UDA)	23,250
Carry forward general activity (UDA)	-334
17/18 Contracted orthodontic activity (UOA)	0
Carry forward orthodontic activity (UOA)	0
Baseline contract value	£650,409.74

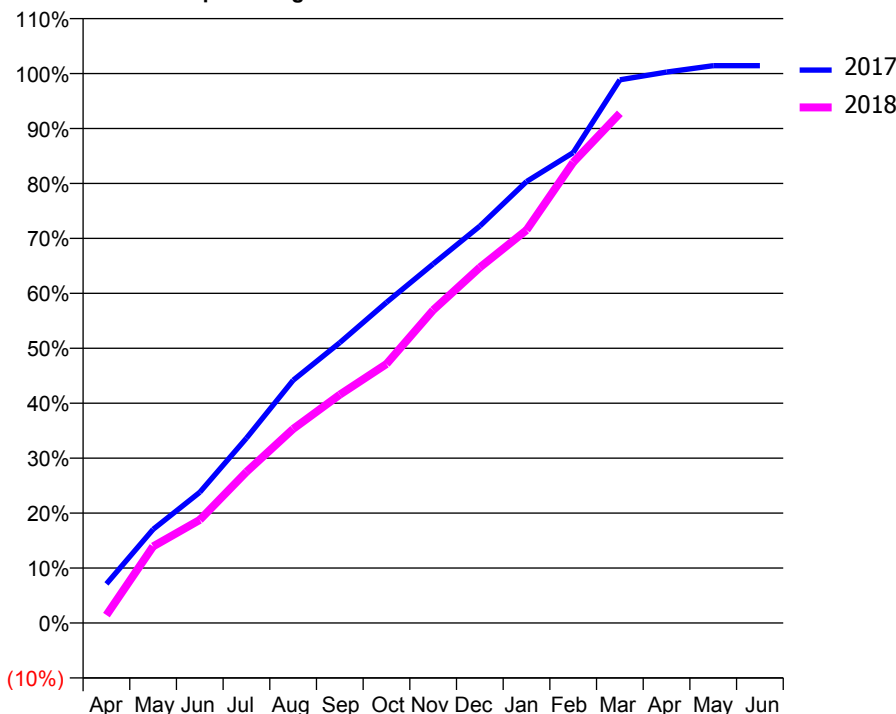
ACCESS*

Patients seen in 24 months	Total	Change since previous quarter
Quarter ending March 2017	11,506	
Quarter ending June 2017	11,520	→
Quarter ending September 2017	11,521	→
Quarter ending December 2017	11,608	→
Quarter ending March 2018	11,872	↑
Variance since March 2017	3.2%	↑



ACTIVITY

Cumulative percentage of contracted UDA delivered 2017 & 2018



QUALITY

	Quantity	Base Number	Contract	AT	Region	England
% of FP17s for the same patient ID Re-attending within 3 months - Children	251	4,465	5.6%	10.1%	11.5%	11.9%
% of FP17s for the same patient ID Re-attending within 3 months - Adults	868	9,105	9.5%	15.5%	16.8%	16.0%
% of FP17s for the same patient ID Re-attending between 3 & 9 months - Children	2,651	4,465	59.4%	48.4%	47.7%	58.3%
% of FP17s for the same patient ID Re-attending between 3 & 9 months - Adults	4,148	9,105	45.6%	38.1%	38.2%	50.3%
% of FP17s for Band 1 Urgent Courses	916	12,431	7.4%	10.1%	10.6%	9.1%
% of FP17s Relating to Free Repair or Replacements	21	12,431	0.2%	0.6%	0.6%	0.8%
% of FP17s Relating to Continuations	4	12,431	0.0%	0.9%	0.8%	1.0%
% of Patients satisfied with the dentistry they have received	14	17	82.4%	90.1%	89.3%	91.5%
% of Patients satisfied with the time they had to wait for an appointment	13	17	76.5%	86.9%	84.4%	87.9%

* This is based on patients treated on this contract for their most recent course of treatment. Figures in italics indicate the base number of FP17s or Patient Questionnaire responses are less than 100. N/A is shown where the base number of responses is less than 10 during the period. % is calculated as Quantity/Base number*100

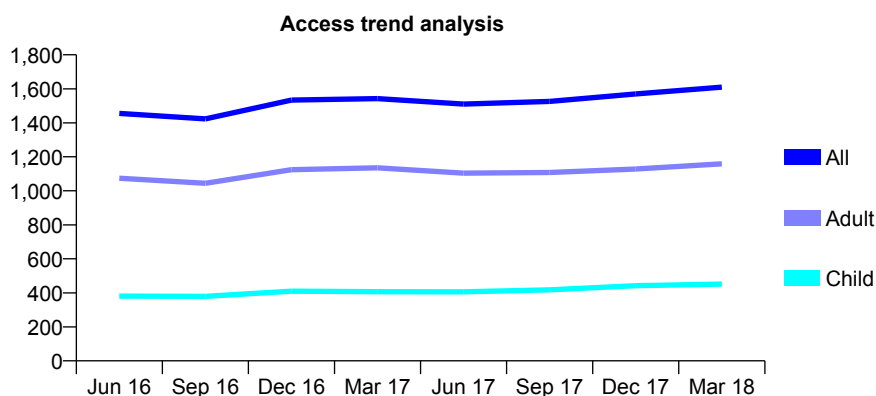
Q63 - Vital Signs At a Glance Contract Report for 171735/0001 - March 2018

Name or company name	SNS Dental Practice
Contract type name	GDS Contract
Purpose of contract	General
Contract start date	01/09/2008
Contract end date	

17/18 Contracted general activity (UDA)	5,500
Carry forward general activity (UDA)	54
17/18 Contracted orthodontic activity (UOA)	0
Carry forward orthodontic activity (UOA)	0
Baseline contract value	£188,304.76

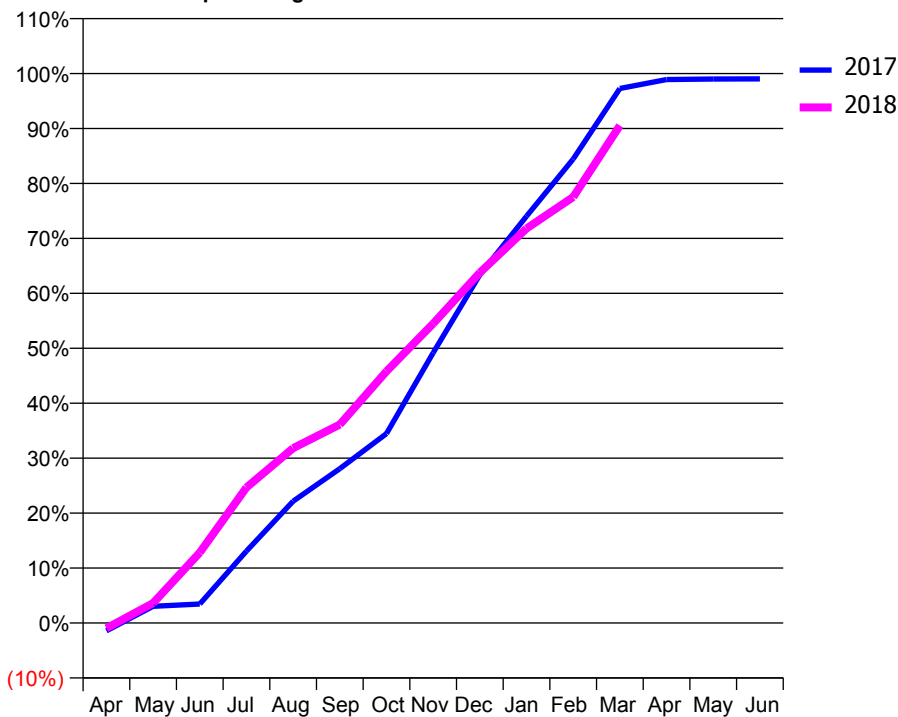
ACCESS*

Patients seen in 24 months	Total	Change since previous quarter
Quarter ending March 2017	1,542	
Quarter ending June 2017	1,510	↓
Quarter ending September 2017	1,526	→
Quarter ending December 2017	1,570	↑
Quarter ending March 2018	1,610	↑
Variance since March 2017	4.4%	↑



ACTIVITY

Cumulative percentage of contracted UDA delivered 2017 & 2018



Month	Adjusted Scheduled Activity (UDA)	
	2017	2018
April	-80	-54
May	168	199
June	190	705
July	720	1,356
August	1,219	1,750
September	1,545	1,986
October	1,896	2,520
November	2,705	2,998
December	3,486	3,506
January	4,071	3,949
February	4,644	4,264
March	5,350	4,978
April	5,440	
May	5,444	
June	5,446	

QUALITY

	Quantity	Base Number	Contract	AT	Region	England
% of FP17s for the same patient ID Re-attending within 3 months - Children	47	484	9.7%	10.1%	11.5%	11.9%
% of FP17s for the same patient ID Re-attending within 3 months - Adults	328	1,386	23.7%	15.5%	16.8%	16.0%
% of FP17s for the same patient ID Re-attending between 3 & 9 months - Children	178	484	36.8%	48.4%	47.7%	58.3%
% of FP17s for the same patient ID Re-attending between 3 & 9 months - Adults	522	1,386	37.7%	38.1%	38.2%	50.3%
% of FP17s for Band 1 Urgent Courses	379	1,825	20.8%	10.1%	10.6%	9.1%
% of FP17s Relating to Free Repair or Replacements	6	1,825	0.3%	0.6%	0.6%	0.8%
% of FP17s Relating to Continuations	0	1,825	0.0%	0.9%	0.8%	1.0%
% of Patients satisfied with the dentistry they have received	0	0	N/A	90.1%	89.3%	91.5%
% of Patients satisfied with the time they had to wait for an appointment	0	0	N/A	86.9%	84.4%	87.9%

* This is based on patients treated on this contract for their most recent course of treatment. Figures in italics indicate the base number of FP17s or Patient Questionnaire responses are less than 100. N/A is shown where the base number of responses is less than 10 during the period. % is calculated as Quantity/Base number*100

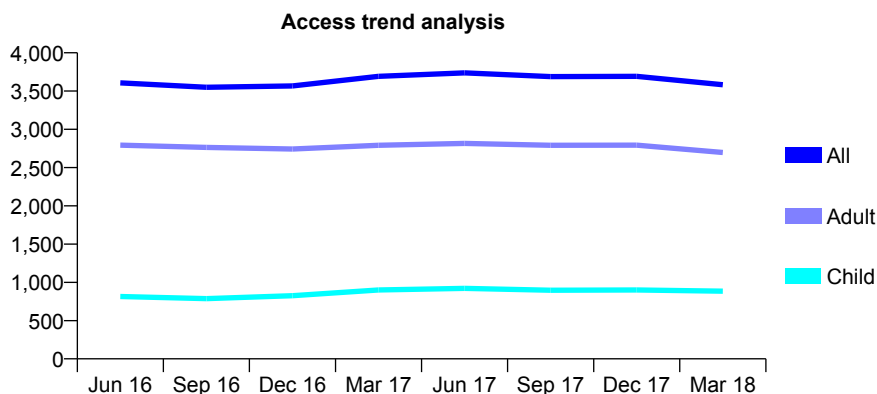
Q63 - Vital Signs At a Glance Contract Report for 171832/0001 - March 2018

Name or company name	S Cowley, R Ingham and J Angelo
Contract type name	GDS Contract
Purpose of contract	General
Contract start date	01/06/2014
Contract end date	

17/18 Contracted general activity (UDA)	16,550
Carry forward general activity (UDA)	-115
17/18 Contracted orthodontic activity (UOA)	0
Carry forward orthodontic activity (UOA)	0
Baseline contract value	£524,346.08

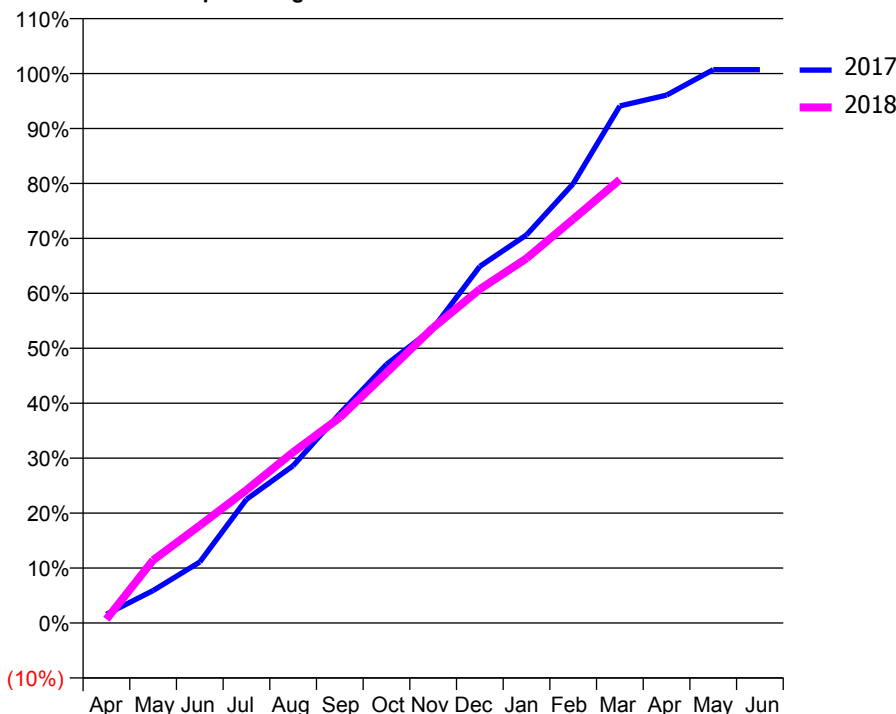
ACCESS*

Patients seen in 24 months	Total	Change since previous quarter
Quarter ending March 2017	3,692	
Quarter ending June 2017	3,737	→
Quarter ending September 2017	3,689	↓
Quarter ending December 2017	3,693	→
Quarter ending March 2018	3,582	↓
Variance since March 2017	(3.0%)	↓



ACTIVITY

Cumulative percentage of contracted UDA delivered 2017 & 2018



Month	Adjusted Scheduled Activity (UDA)	
	2017	2018
April	262	115
May	979	1,895
June	1,836	2,936
July	3,724	4,004
August	4,738	5,147
September	6,306	6,188
October	7,791	7,537
November	8,876	8,900
December	10,741	10,054
January	11,689	10,980
February	13,229	12,165
March	15,571	13,357
April	15,900	
May	16,665	
June	16,665	

QUALITY

	Quantity	Base Number	Contract	AT	Region	England
% of FP17s for the same patient ID Re-attending within 3 months - Children	87	1,060	8.2%	10.1%	11.5%	11.9%
% of FP17s for the same patient ID Re-attending within 3 months - Adults	386	2,670	14.5%	15.5%	16.8%	16.0%
% of FP17s for the same patient ID Re-attending between 3 & 9 months - Children	462	1,060	43.6%	48.4%	47.7%	58.3%
% of FP17s for the same patient ID Re-attending between 3 & 9 months - Adults	881	2,670	33.0%	38.1%	38.2%	50.3%
% of FP17s for Band 1 Urgent Courses	510	3,513	14.5%	10.1%	10.6%	9.1%
% of FP17s Relating to Free Repair or Replacements	11	3,513	0.3%	0.6%	0.6%	0.8%
% of FP17s Relating to Continuations	49	3,513	1.4%	0.9%	0.8%	1.0%
% of Patients satisfied with the dentistry they have received	1	1	N/A	90.1%	89.3%	91.5%
% of Patients satisfied with the time they had to wait for an appointment	0	1	N/A	86.9%	84.4%	87.9%

* This is based on patients treated on this contract for their most recent course of treatment. Figures in italics indicate the base number of FP17s or Patient Questionnaire responses are less than 100. N/A is shown where the base number of responses is less than 10 during the period. % is calculated as Quantity/Base number*100

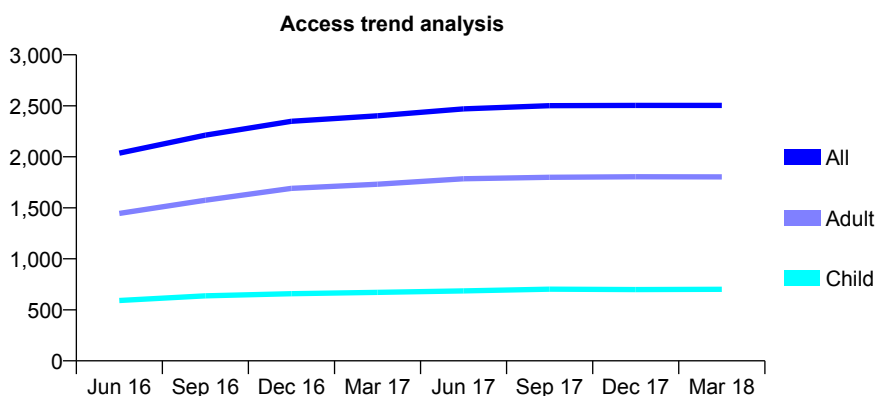
Q63 - Vital Signs At a Glance Contract Report for 171883/0001 - March 2018

Name or company name	Preventive Dental Practice
Contract type name	GDS Contract
Purpose of contract	General
Contract start date	01/11/2014
Contract end date	

17/18 Contracted general activity (UDA)	10,832
Carry forward general activity (UDA)	560
17/18 Contracted orthodontic activity (UOA)	0
Carry forward orthodontic activity (UOA)	0
Baseline contract value	£271,089.72

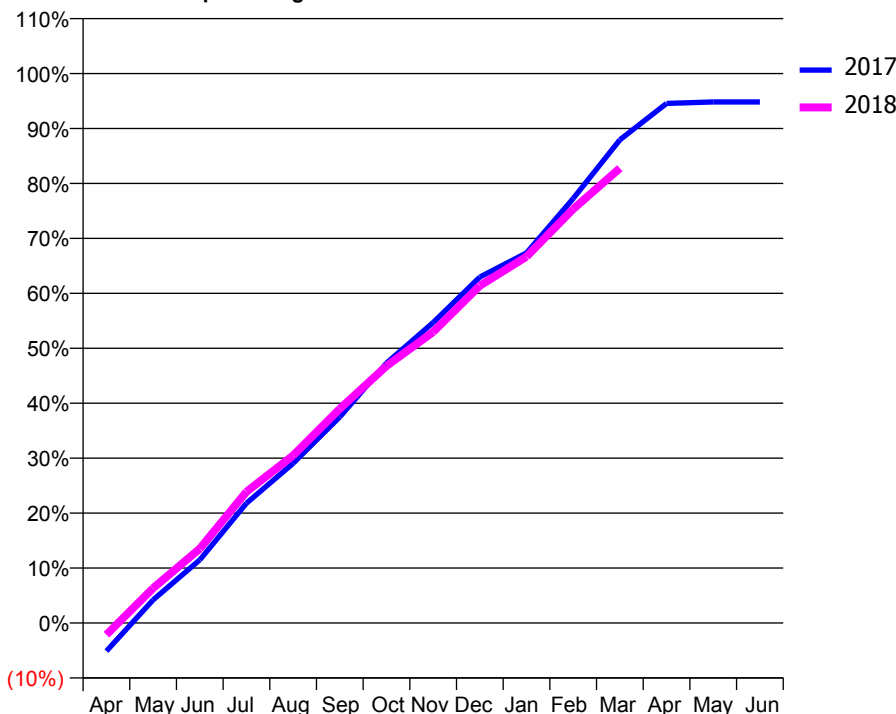
ACCESS*

Patients seen in 24 months	Total	Change since previous quarter
Quarter ending March 2017	2,402	
Quarter ending June 2017	2,470	↑
Quarter ending September 2017	2,501	→
Quarter ending December 2017	2,504	→
Quarter ending March 2018	2,504	→
Variance since March 2017	4.2%	↑



ACTIVITY

Cumulative percentage of contracted UDA delivered 2017 & 2018



Month	Adjusted Scheduled Activity (UDA)	
	2017	2018
April	-557	-232
May	455	686
June	1,246	1,465
July	2,362	2,589
August	3,148	3,302
September	4,062	4,222
October	5,126	5,066
November	5,924	5,736
December	6,820	6,649
January	7,296	7,221
February	8,368	8,159
March	9,526	8,964
April	10,242	
May	10,272	
June	10,272	

QUALITY

	Quantity	Base Number	Contract	AT	Region	England
% of FP17s for the same patient ID Re-attending within 3 months - Children	50	842	5.9%	10.1%	11.5%	11.9%
% of FP17s for the same patient ID Re-attending within 3 months - Adults	135	1,777	7.6%	15.5%	16.8%	16.0%
% of FP17s for the same patient ID Re-attending between 3 & 9 months - Children	355	842	42.2%	48.4%	47.7%	58.3%
% of FP17s for the same patient ID Re-attending between 3 & 9 months - Adults	754	1,777	42.4%	38.1%	38.2%	50.3%
% of FP17s for Band 1 Urgent Courses	49	2,484	2.0%	10.1%	10.6%	9.1%
% of FP17s Relating to Free Repair or Replacements	11	2,484	0.4%	0.6%	0.6%	0.8%
% of FP17s Relating to Continuations	20	2,484	0.8%	0.9%	0.8%	1.0%
% of Patients satisfied with the dentistry they have received	2	2	N/A	90.1%	89.3%	91.5%
% of Patients satisfied with the time they had to wait for an appointment	2	2	N/A	86.9%	84.4%	87.9%

* This is based on patients treated on this contract for their most recent course of treatment. Figures in italics indicate the base number of FP17s or Patient Questionnaire responses are less than 100. N/A is shown where the base number of responses is less than 10 during the period. % is calculated as Quantity/Base number*100

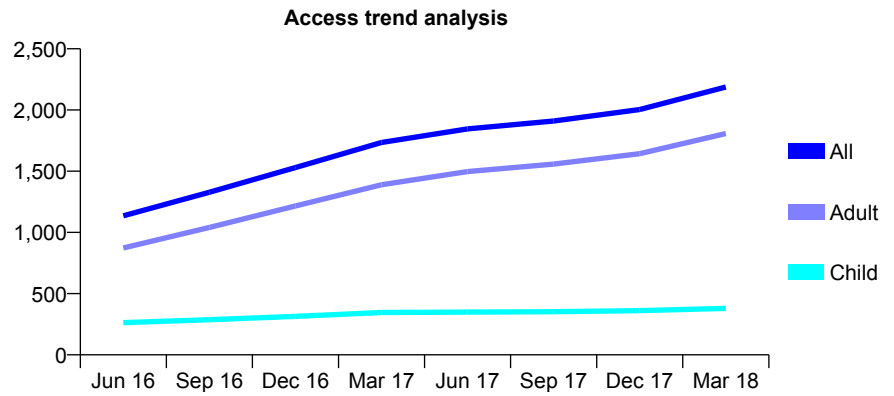
Q63 - Vital Signs At a Glance Contract Report for 173703/0001 - March 2018

Name or company name	Surrey Quays Dental Practice
Contract type name	GDS Contract
Purpose of contract	General
Contract start date	01/04/2015
Contract end date	

17/18 Contracted general activity (UDA)	8,533
Carry forward general activity (UDA)	0
17/18 Contracted orthodontic activity (UOA)	0
Carry forward orthodontic activity (UOA)	0
Baseline contract value	£218,995.73

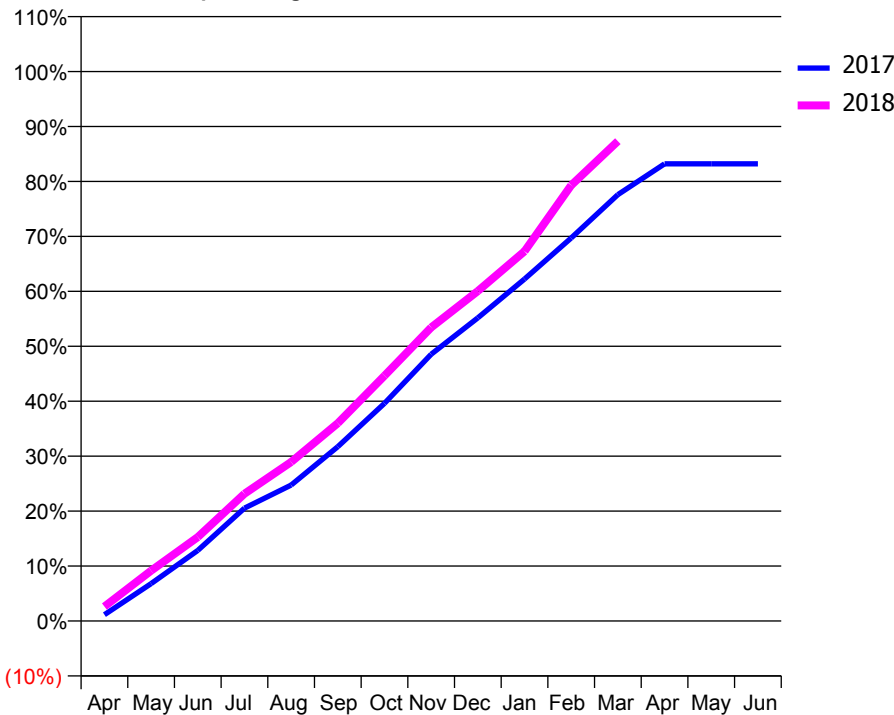
ACCESS*

Patients seen in 24 months	Total	Change since previous quarter
Quarter ending March 2017	1,735	
Quarter ending June 2017	1,846	↑
Quarter ending September 2017	1,910	↑
Quarter ending December 2017	2,004	↑
Quarter ending March 2018	2,188	↑
Variance since March 2017	26.1%	↑



ACTIVITY

Cumulative percentage of contracted UDA delivered 2017 & 2018



Month	Adjusted Scheduled Activity (UDA)	
	2017	2018
April	99	224
May	580	782
June	1,096	1,303
July	1,754	1,976
August	2,110	2,468
September	2,708	3,072
October	3,380	3,809
November	4,143	4,559
December	4,707	5,123
January	5,310	5,741
February	5,949	6,766
March	6,621	7,451
April	7,100	
May	7,100	
June	7,100	

QUALITY

	Quantity	Base Number	Contract	AT	Region	England
% of FP17s for the same patient ID Re-attending within 3 months - Children	31	407	7.6%	10.1%	11.5%	11.9%
% of FP17s for the same patient ID Re-attending within 3 months - Adults	259	1,784	14.5%	15.5%	16.8%	16.0%
% of FP17s for the same patient ID Re-attending between 3 & 9 months - Children	160	407	39.3%	48.4%	47.7%	58.3%
% of FP17s for the same patient ID Re-attending between 3 & 9 months - Adults	480	1,784	26.9%	38.1%	38.2%	50.3%
% of FP17s for Band 1 Urgent Courses	294	2,081	14.1%	10.1%	10.6%	9.1%
% of FP17s Relating to Free Repair or Replacements	28	2,081	1.3%	0.6%	0.6%	0.8%
% of FP17s Relating to Continuations	32	2,081	1.5%	0.9%	0.8%	1.0%
% of Patients satisfied with the dentistry they have received	1	1	N/A	90.1%	89.3%	91.5%
% of Patients satisfied with the time they had to wait for an appointment	1	1	N/A	86.9%	84.4%	87.9%

* This is based on patients treated on this contract for their most recent course of treatment. Figures in italics indicate the base number of FP17s or Patient Questionnaire responses are less than 100. N/A is shown where the base number of responses is less than 10 during the period. % is calculated as Quantity/Base number*100

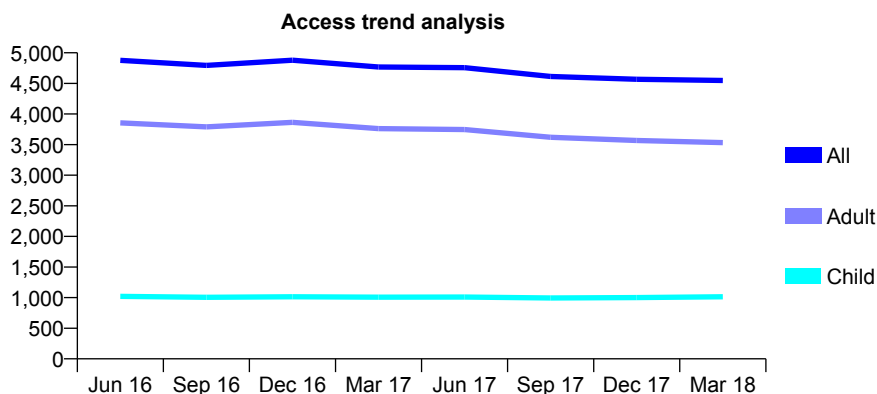
Q63 - Vital Signs At a Glance Contract Report for 173940/0001 - March 2018

Name or company name	Real Sweden Ltd
Contract type name	GDS Contract
Purpose of contract	General
Contract start date	01/10/2011
Contract end date	

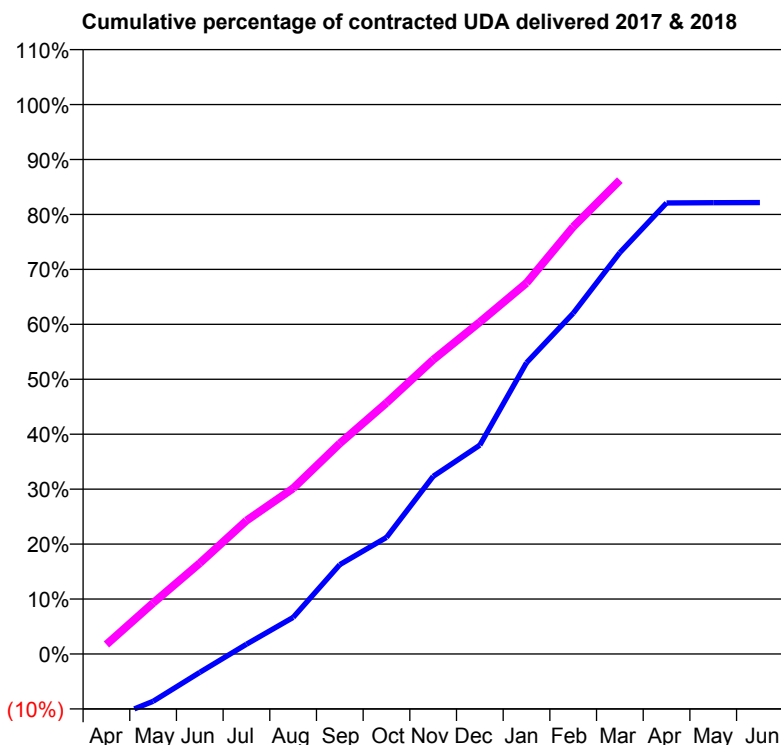
17/18 Contracted general activity (UDA)	18,485
Carry forward general activity (UDA)	0
17/18 Contracted orthodontic activity (UOA)	0
Carry forward orthodontic activity (UOA)	0
Baseline contract value	£474,581.72

ACCESS*

Patients seen in 24 months	Total	Change since previous quarter
Quarter ending March 2017	4,768	
Quarter ending June 2017	4,756	→
Quarter ending September 2017	4,613	↓
Quarter ending December 2017	4,568	→
Quarter ending March 2018	4,548	→
Variance since March 2017	(4.6%)	↓



ACTIVITY



Month	Adjusted Scheduled Activity (UDA)	
	2017	2018
April	-2,232	323
May	-1,593	1,715
June	-619	3,056
July	331	4,487
August	1,232	5,573
September	3,008	7,086
October	3,924	8,448
November	5,977	9,898
December	7,026	11,168
January	9,798	12,482
February	11,462	14,368
March	13,505	15,938
April	15,174	
May	15,184	
June	15,185	

QUALITY

	Quantity	Base Number	Contract	AT	Region	England
% of FP17s for the same patient ID Re-attending within 3 months - Children	98	1,374	7.1%	10.1%	11.5%	11.9%
% of FP17s for the same patient ID Re-attending within 3 months - Adults	651	4,075	16.0%	15.5%	16.8%	16.0%
% of FP17s for the same patient ID Re-attending between 3 & 9 months - Children	738	1,374	53.7%	48.4%	47.7%	58.3%
% of FP17s for the same patient ID Re-attending between 3 & 9 months - Adults	1,697	4,075	41.6%	38.1%	38.2%	50.3%
% of FP17s for Band 1 Urgent Courses	693	5,096	13.6%	10.1%	10.6%	9.1%
% of FP17s Relating to Free Repair or Replacements	9	5,096	0.2%	0.6%	0.6%	0.8%
% of FP17s Relating to Continuations	28	5,096	0.5%	0.9%	0.8%	1.0%
% of Patients satisfied with the dentistry they have received	3	4	N/A	90.1%	89.3%	91.5%
% of Patients satisfied with the time they had to wait for an appointment	4	4	N/A	86.9%	84.4%	87.9%

* This is based on patients treated on this contract for their most recent course of treatment. Figures in italics indicate the base number of FP17s or Patient Questionnaire responses are less than 100. N/A is shown where the base number of responses is less than 10 during the period. % is calculated as Quantity/Base number*100

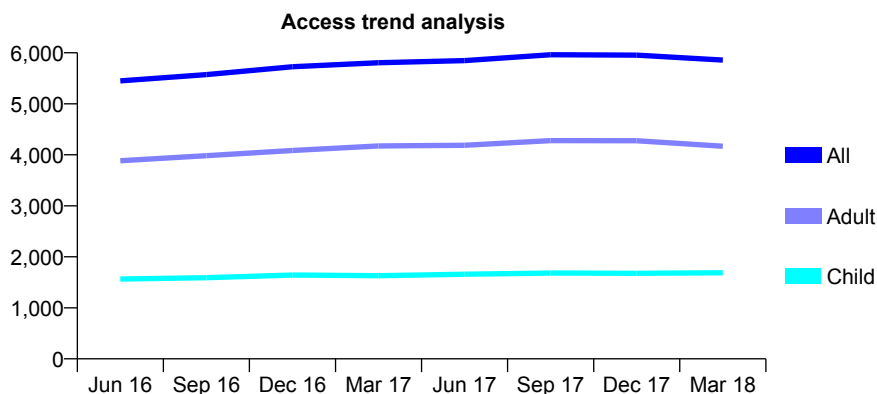
Q63 - Vital Signs At a Glance Contract Report for 173975/0001 - March 2018

Name or company name	Bridge Dental Centre Limited
Contract type name	GDS Contract
Purpose of contract	General
Contract start date	01/04/2009
Contract end date	

17/18 Contracted general activity (UDA)	12,000
Carry forward general activity (UDA)	-38
17/18 Contracted orthodontic activity (UOA)	0
Carry forward orthodontic activity (UOA)	0
Baseline contract value	£326,098.41

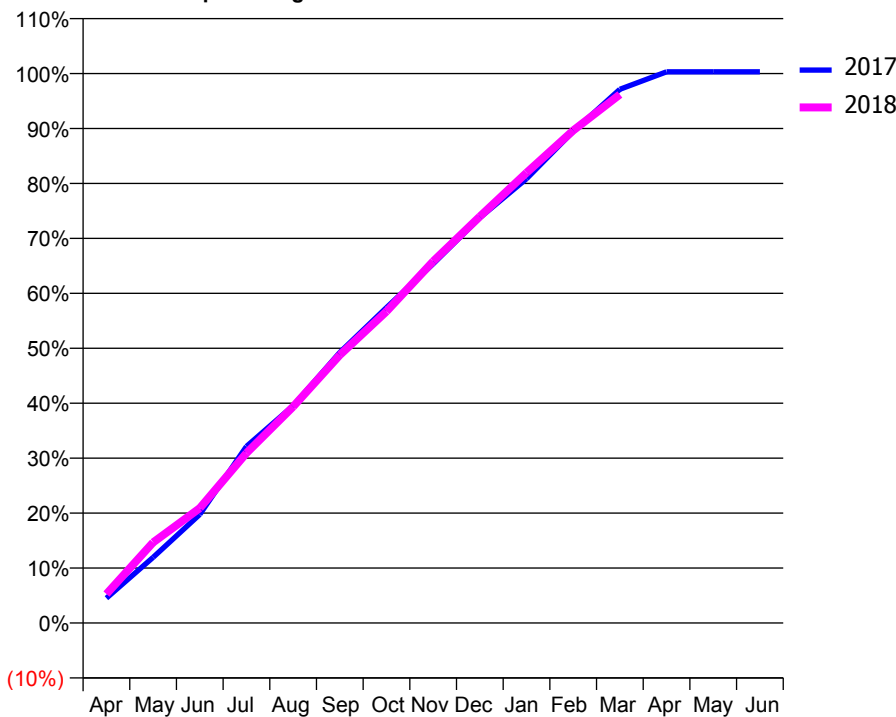
ACCESS*

Patients seen in 24 months	Total	Change since previous quarter
Quarter ending March 2017	5,805	
Quarter ending June 2017	5,846	→
Quarter ending September 2017	5,962	→
Quarter ending December 2017	5,953	→
Quarter ending March 2018	5,857	↓
Variance since March 2017	0.9%	→



ACTIVITY

Cumulative percentage of contracted UDA delivered 2017 & 2018



Month	Adjusted Scheduled Activity (UDA)	
	2017	2018
April	544	632
May	1,435	1,760
June	2,370	2,508
July	3,856	3,711
August	4,746	4,724
September	5,909	5,852
October	6,890	6,803
November	7,844	7,898
December	8,852	8,876
January	9,701	9,832
February	10,735	10,755
March	11,654	11,540
April	12,036	
May	12,038	
June	12,038	

QUALITY

	Quantity	Base Number	Contract	AT	Region	England
% of FP17s for the same patient ID Re-attending within 3 months - Children	96	2,198	4.4%	10.1%	11.5%	11.9%
% of FP17s for the same patient ID Re-attending within 3 months - Adults	648	4,748	13.6%	15.5%	16.8%	16.0%
% of FP17s for the same patient ID Re-attending between 3 & 9 months - Children	1,123	2,198	51.1%	48.4%	47.7%	58.3%
% of FP17s for the same patient ID Re-attending between 3 & 9 months - Adults	1,759	4,748	37.0%	38.1%	38.2%	50.3%
% of FP17s for Band 1 Urgent Courses	561	6,780	8.3%	10.1%	10.6%	9.1%
% of FP17s Relating to Free Repair or Replacements	54	6,780	0.8%	0.6%	0.6%	0.8%
% of FP17s Relating to Continuations	105	6,780	1.5%	0.9%	0.8%	1.0%
% of Patients satisfied with the dentistry they have received	7	7	N/A	90.1%	89.3%	91.5%
% of Patients satisfied with the time they had to wait for an appointment	5	7	N/A	86.9%	84.4%	87.9%

* This is based on patients treated on this contract for their most recent course of treatment. Figures in italics indicate the base number of FP17s or Patient Questionnaire responses are less than 100. N/A is shown where the base number of responses is less than 10 during the period. % is calculated as Quantity/Base number*100

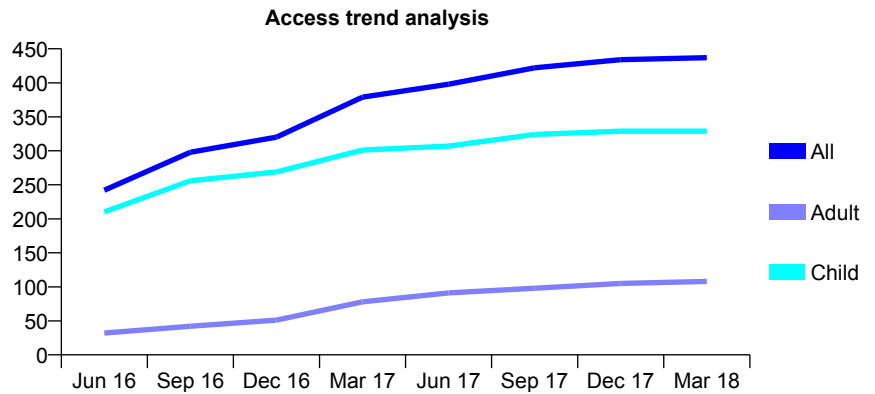
Q63 - Vital Signs At a Glance Contract Report for 174521/0001 - March 2018

Name or company name	Bridge Road Dental Surgery
Contract type name	GDS Contract
Purpose of contract	General
Contract start date	01/11/2015
Contract end date	

17/18 Contracted general activity (UDA)	1,000
Carry forward general activity (UDA)	-6
17/18 Contracted orthodontic activity (UOA)	0
Carry forward orthodontic activity (UOA)	0
Baseline contract value	£29,333.54

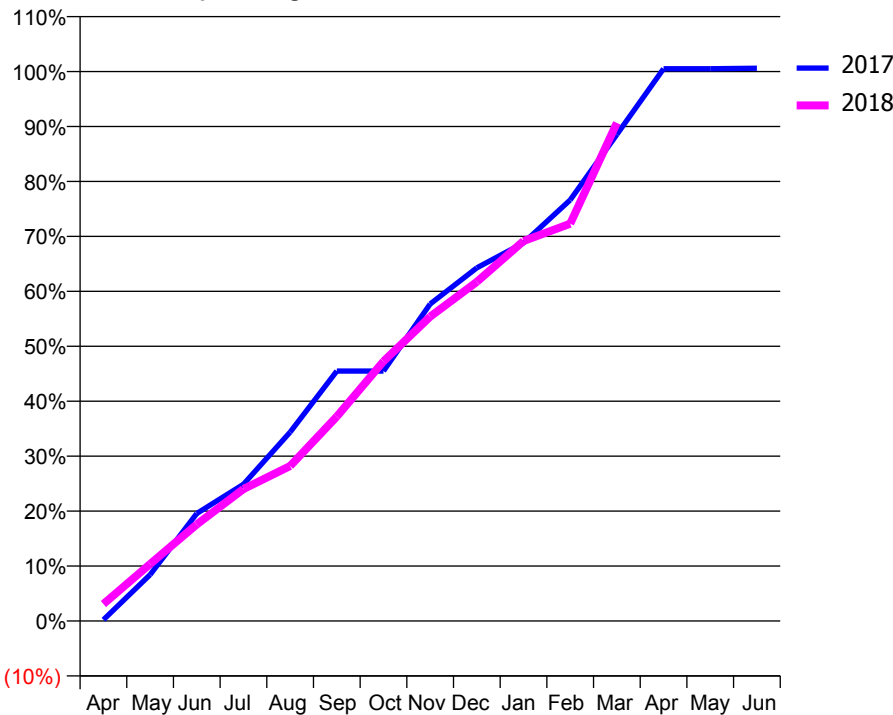
ACCESS*

Patients seen in 24 months	Total	Change since previous quarter
Quarter ending March 2017	379	
Quarter ending June 2017	398	↑
Quarter ending September 2017	422	↑
Quarter ending December 2017	434	↑
Quarter ending March 2018	437	→
Variance since March 2017	15.3%	↑



ACTIVITY

Cumulative percentage of contracted UDA delivered 2017 & 2018



Month	Adjusted Scheduled Activity (UDA)	
	2017	2018
April	2	31
May	84	104
June	196	176
July	249	240
August	344	282
September	455	372
October	455	473
November	577	554
December	643	617
January	688	692
February	766	723
March	885	906
April	1,005	
May	1,005	
June	1,006	

QUALITY

	Quantity	Base Number	Contract	AT	Region	England
% of FP17s for the same patient ID Re-attending within 3 months - Children	33	479	6.9%	10.1%	11.5%	11.9%
% of FP17s for the same patient ID Re-attending within 3 months - Adults	4	66	6.1%	15.5%	16.8%	16.0%
% of FP17s for the same patient ID Re-attending between 3 & 9 months - Children	274	479	57.2%	48.4%	47.7%	58.3%
% of FP17s for the same patient ID Re-attending between 3 & 9 months - Adults	15	66	22.7%	38.1%	38.2%	50.3%
% of FP17s for Band 1 Urgent Courses	32	500	6.4%	10.1%	10.6%	9.1%
% of FP17s Relating to Free Repair or Replacements	0	500	0.0%	0.6%	0.6%	0.8%
% of FP17s Relating to Continuations	0	500	0.0%	0.9%	0.8%	1.0%
% of Patients satisfied with the dentistry they have received	1	1	N/A	90.1%	89.3%	91.5%
% of Patients satisfied with the time they had to wait for an appointment	1	1	N/A	86.9%	84.4%	87.9%

* This is based on patients treated on this contract for their most recent course of treatment. Figures in italics indicate the base number of FP17s or Patient Questionnaire responses are less than 100. N/A is shown where the base number of responses is less than 10 during the period. % is calculated as Quantity/Base number*100

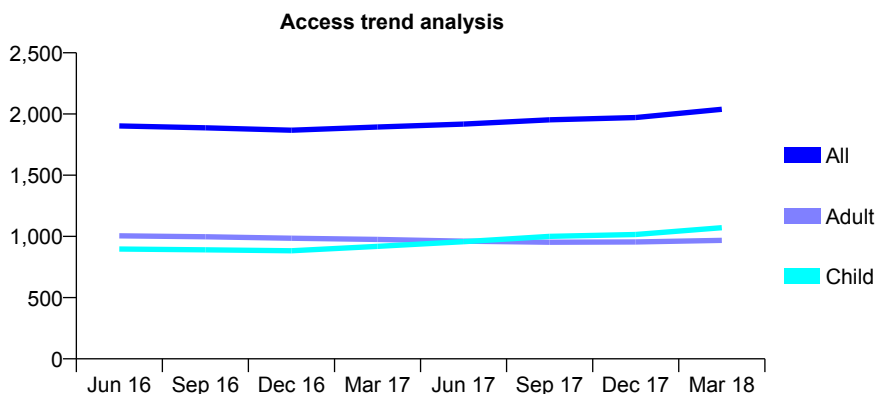
Q63 - Vital Signs At a Glance Contract Report for 174696/0001 - March 2018

Name or company name	Paget Dental Practice
Contract type name	GDS Contract
Purpose of contract	General
Contract start date	27/09/2007
Contract end date	

17/18 Contracted general activity (UDA)	5,043
Carry forward general activity (UDA)	201
17/18 Contracted orthodontic activity (UOA)	0
Carry forward orthodontic activity (UOA)	0
Baseline contract value	£118,224.74

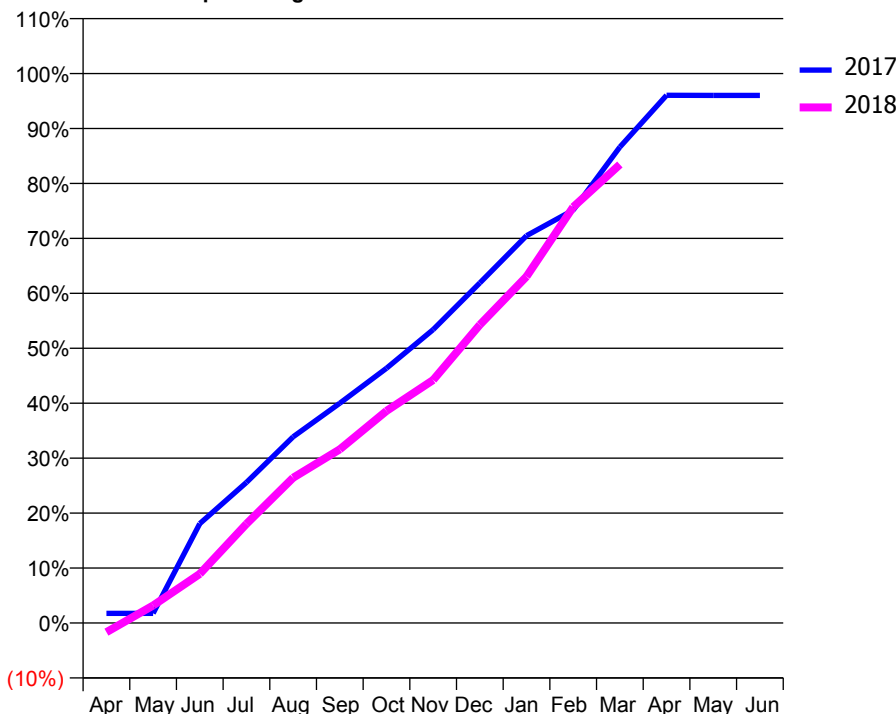
ACCESS*

Patients seen in 24 months	Total	Change since previous quarter
Quarter ending March 2017	1,894	
Quarter ending June 2017	1,918	→
Quarter ending September 2017	1,953	→
Quarter ending December 2017	1,971	→
Quarter ending March 2018	2,039	↑
Variance since March 2017	7.7%	↑



ACTIVITY

Cumulative percentage of contracted UDA delivered 2017 & 2018



Month	Adjusted Scheduled Activity (UDA)	
	2017	2018
April	89	-86
May	89	161
June	912	451
July	1,291	910
August	1,708	1,333
September	2,018	1,594
October	2,338	1,946
November	2,693	2,230
December	3,122	2,736
January	3,554	3,180
February	3,790	3,818
March	4,368	4,208
April	4,843	
May	4,842	
June	4,842	

QUALITY

	Quantity	Base Number	Contract	AT	Region	England
% of FP17s for the same patient ID Re-attending within 3 months - Children	173	1,859	9.3%	10.1%	11.5%	11.9%
% of FP17s for the same patient ID Re-attending within 3 months - Adults	199	1,467	13.6%	15.5%	16.8%	16.0%
% of FP17s for the same patient ID Re-attending between 3 & 9 months - Children	1,132	1,859	60.9%	48.4%	47.7%	58.3%
% of FP17s for the same patient ID Re-attending between 3 & 9 months - Adults	924	1,467	63.0%	38.1%	38.2%	50.3%
% of FP17s for Band 1 Urgent Courses	224	3,063	7.3%	10.1%	10.6%	9.1%
% of FP17s Relating to Free Repair or Replacements	3	3,063	0.1%	0.6%	0.6%	0.8%
% of FP17s Relating to Continuations	1	3,063	0.0%	0.9%	0.8%	1.0%
% of Patients satisfied with the dentistry they have received	3	3	N/A	90.1%	89.3%	91.5%
% of Patients satisfied with the time they had to wait for an appointment	3	3	N/A	86.9%	84.4%	87.9%

* This is based on patients treated on this contract for their most recent course of treatment. Figures in italics indicate the base number of FP17s or Patient Questionnaire responses are less than 100. N/A is shown where the base number of responses is less than 10 during the period. % is calculated as Quantity/Base number*100

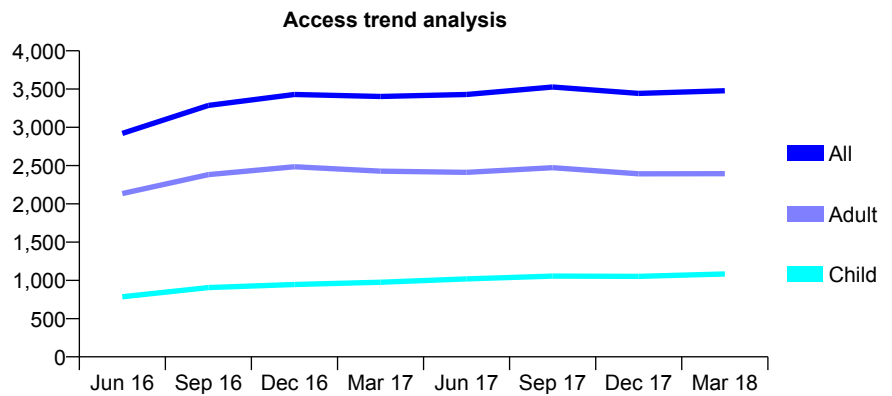
Q63 - Vital Signs At a Glance Contract Report for 174866/0001 - March 2018

Name or company name	Hasan and Hasan
Contract type name	GDS Contract
Purpose of contract	General
Contract start date	01/12/2014
Contract end date	

17/18 Contracted general activity (UDA)	6,100
Carry forward general activity (UDA)	-79
17/18 Contracted orthodontic activity (UOA)	0
Carry forward orthodontic activity (UOA)	0
Baseline contract value	£173,423.12

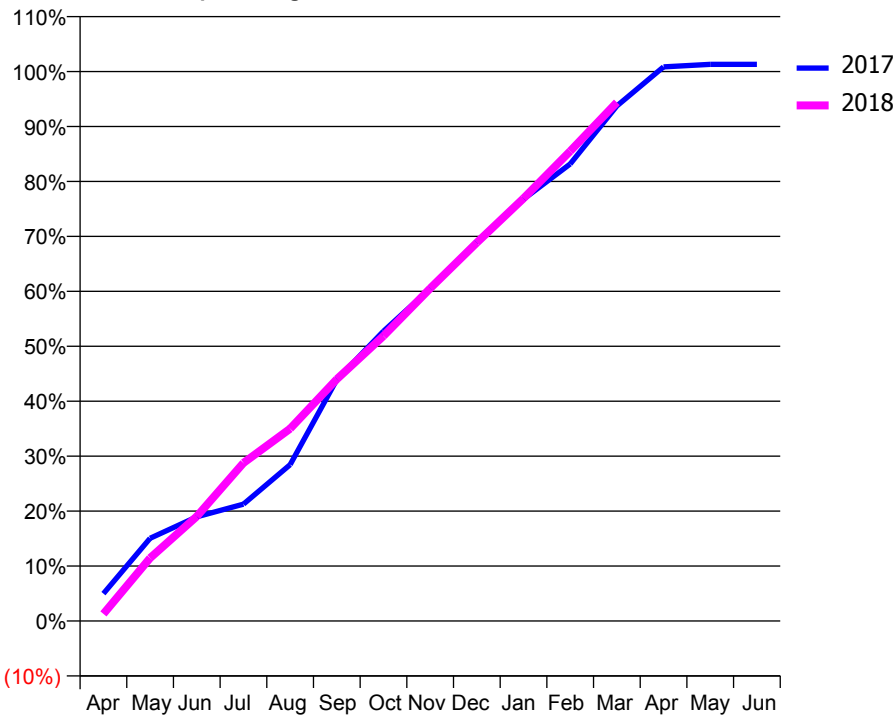
ACCESS*

Patients seen in 24 months	Total	Change since previous quarter
Quarter ending March 2017	3,403	
Quarter ending June 2017	3,430	→
Quarter ending September 2017	3,527	↑
Quarter ending December 2017	3,444	↓
Quarter ending March 2018	3,478	→
Variance since March 2017	2.2%	↑



ACTIVITY

Cumulative percentage of contracted UDA delivered 2017 & 2018



Month	Adjusted Scheduled Activity (UDA)	
	2017	2018
April	304	79
May	919	699
June	1,157	1,162
July	1,297	1,755
August	1,735	2,135
September	2,680	2,685
October	3,217	3,163
November	3,691	3,693
December	4,213	4,200
January	4,683	4,692
February	5,073	5,216
March	5,718	5,758
April	6,151	
May	6,179	
June	6,179	

QUALITY

	Quantity	Base Number	Contract	AT	Region	England
% of FP17s for the same patient ID Re-attending within 3 months - Children	45	938	4.8%	10.1%	11.5%	11.9%
% of FP17s for the same patient ID Re-attending within 3 months - Adults	89	1,871	4.8%	15.5%	16.8%	16.0%
% of FP17s for the same patient ID Re-attending between 3 & 9 months - Children	164	938	17.5%	48.4%	47.7%	58.3%
% of FP17s for the same patient ID Re-attending between 3 & 9 months - Adults	258	1,871	13.8%	38.1%	38.2%	50.3%
% of FP17s for Band 1 Urgent Courses	306	2,635	11.6%	10.1%	10.6%	9.1%
% of FP17s Relating to Free Repair or Replacements	11	2,635	0.4%	0.6%	0.6%	0.8%
% of FP17s Relating to Continuations	12	2,635	0.5%	0.9%	0.8%	1.0%
% of Patients satisfied with the dentistry they have received	2	2	N/A	90.1%	89.3%	91.5%
% of Patients satisfied with the time they had to wait for an appointment	2	2	N/A	86.9%	84.4%	87.9%

* This is based on patients treated on this contract for their most recent course of treatment. Figures in italics indicate the base number of FP17s or Patient Questionnaire responses are less than 100. N/A is shown where the base number of responses is less than 10 during the period. % is calculated as Quantity/Base number*100

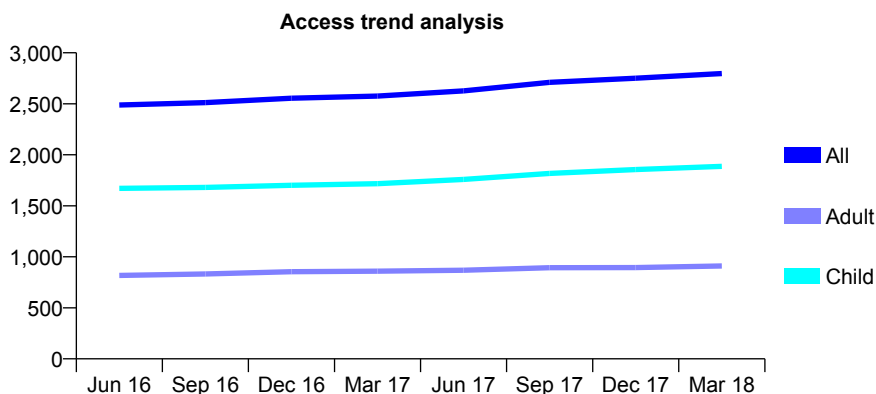
Q63 - Vital Signs At a Glance Contract Report for 175560/0001 - March 2018

Name or company name	Adams House Dental Practice
Contract type name	GDS Contract
Purpose of contract	General
Contract start date	06/04/2009
Contract end date	

17/18 Contracted general activity (UDA)	8,000
Carry forward general activity (UDA)	-75
17/18 Contracted orthodontic activity (UOA)	0
Carry forward orthodontic activity (UOA)	0
Baseline contract value	£212,571.99

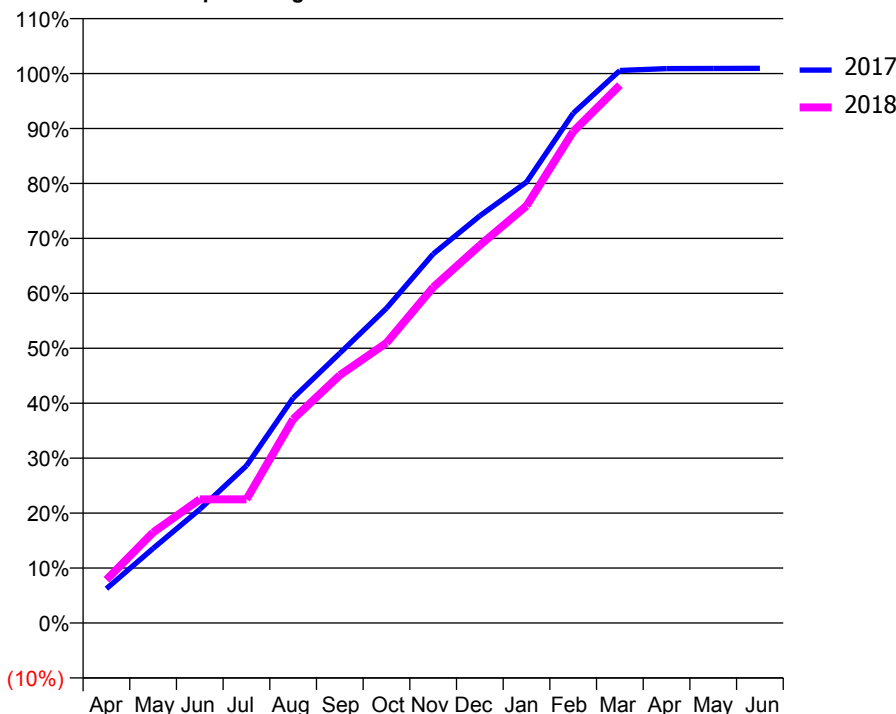
ACCESS*

Patients seen in 24 months	Total	Change since previous quarter
Quarter ending March 2017	2,576	
Quarter ending June 2017	2,627	→
Quarter ending September 2017	2,711	↑
Quarter ending December 2017	2,751	→
Quarter ending March 2018	2,797	→
Variance since March 2017	8.6%	↑



ACTIVITY

Cumulative percentage of contracted UDA delivered 2017 & 2018



Month	Adjusted Scheduled Activity (UDA)	
	2017	2018
April	500	631
May	1,085	1,318
June	1,656	1,801
July	2,290	1,801
August	3,277	2,967
September	3,929	3,609
October	4,583	4,078
November	5,372	4,888
December	5,929	5,498
January	6,420	6,074
February	7,421	7,154
March	8,044	7,830
April	8,071	
May	8,072	
June	8,075	

QUALITY

	Quantity	Base Number	Contract	AT	Region	England
% of FP17s for the same patient ID Re-attending within 3 months - Children	189	2,930	6.5%	10.1%	11.5%	11.9%
% of FP17s for the same patient ID Re-attending within 3 months - Adults	221	1,076	20.5%	15.5%	16.8%	16.0%
% of FP17s for the same patient ID Re-attending between 3 & 9 months - Children	1,948	2,930	66.5%	48.4%	47.7%	58.3%
% of FP17s for the same patient ID Re-attending between 3 & 9 months - Adults	502	1,076	46.7%	38.1%	38.2%	50.3%
% of FP17s for Band 1 Urgent Courses	335	3,987	8.4%	10.1%	10.6%	9.1%
% of FP17s Relating to Free Repair or Replacements	2	3,987	0.1%	0.6%	0.6%	0.8%
% of FP17s Relating to Continuations	0	3,987	0.0%	0.9%	0.8%	1.0%
% of Patients satisfied with the dentistry they have received	1	1	N/A	90.1%	89.3%	91.5%
% of Patients satisfied with the time they had to wait for an appointment	1	1	N/A	86.9%	84.4%	87.9%

* This is based on patients treated on this contract for their most recent course of treatment. Figures in italics indicate the base number of FP17s or Patient Questionnaire responses are less than 100. N/A is shown where the base number of responses is less than 10 during the period. % is calculated as Quantity/Base number*100

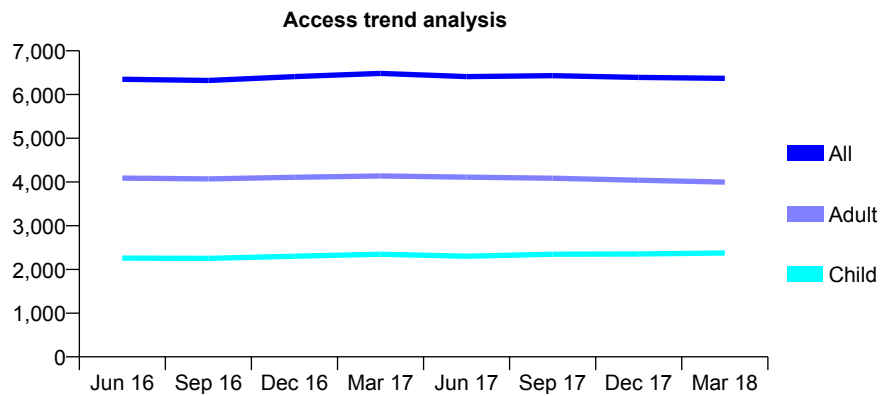
Q63 - Vital Signs At a Glance Contract Report for 179027/0001 - March 2018

Name or company name	Simply Bright
Contract type name	GDS Contract
Purpose of contract	General
Contract start date	17/05/2010
Contract end date	

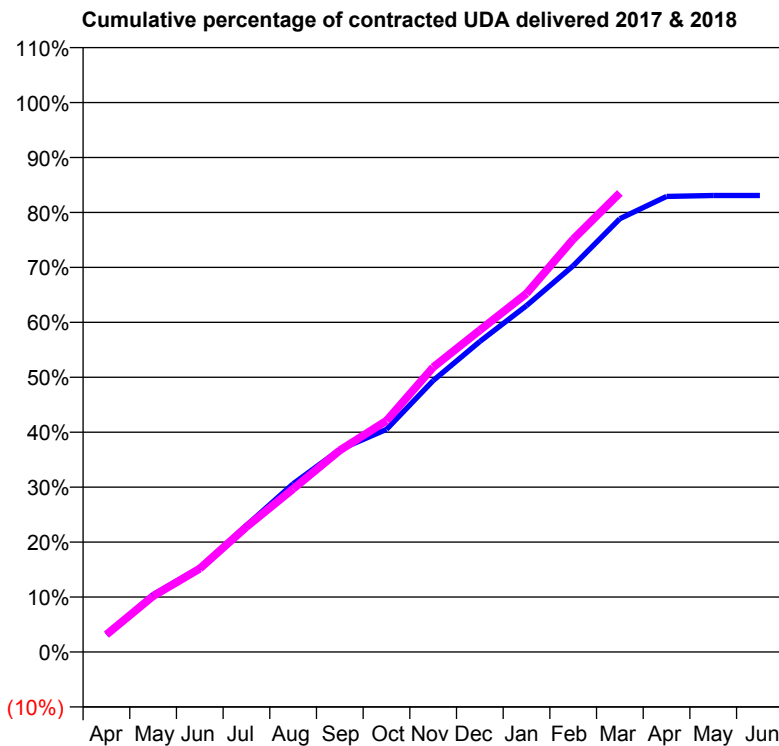
17/18 Contracted general activity (UDA)	17,000
Carry forward general activity (UDA)	0
17/18 Contracted orthodontic activity (UOA)	0
Carry forward orthodontic activity (UOA)	0
Baseline contract value	£420,423.73

ACCESS*

Patients seen in 24 months	Total	Change since previous quarter
Quarter ending March 2017	6,484	
Quarter ending June 2017	6,411	↓
Quarter ending September 2017	6,432	→
Quarter ending December 2017	6,392	→
Quarter ending March 2018	6,370	→
Variance since March 2017	(1.8%)	↓



ACTIVITY



Month	Adjusted Scheduled Activity (UDA)	
	2017	2018
April	599	540
May	1,983	1,730
June	2,915	2,580
July	4,379	3,870
August	5,816	5,048
September	7,004	6,238
October	7,697	7,156
November	9,385	8,810
December	10,737	9,955
January	11,977	11,091
February	13,354	12,770
March	14,981	14,200
April	15,751	
May	15,785	
June	15,786	

QUALITY

	Quantity	Base Number	Contract	AT	Region	England
% of FP17s for the same patient ID Re-attending within 3 months - Children	217	3,064	7.1%	10.1%	11.5%	11.9%
% of FP17s for the same patient ID Re-attending within 3 months - Adults	477	4,049	11.8%	15.5%	16.8%	16.0%
% of FP17s for the same patient ID Re-attending between 3 & 9 months - Children	1,580	3,064	51.6%	48.4%	47.7%	58.3%
% of FP17s for the same patient ID Re-attending between 3 & 9 months - Adults	1,606	4,049	39.7%	38.1%	38.2%	50.3%
% of FP17s for Band 1 Urgent Courses	507	6,776	7.5%	10.1%	10.6%	9.1%
% of FP17s Relating to Free Repair or Replacements	32	6,776	0.5%	0.6%	0.6%	0.8%
% of FP17s Relating to Continuations	18	6,776	0.3%	0.9%	0.8%	1.0%
% of Patients satisfied with the dentistry they have received	6	8	N/A	90.1%	89.3%	91.5%
% of Patients satisfied with the time they had to wait for an appointment	6	8	N/A	86.9%	84.4%	87.9%

* This is based on patients treated on this contract for their most recent course of treatment. Figures in italics indicate the base number of FP17s or Patient Questionnaire responses are less than 100. N/A is shown where the base number of responses is less than 10 during the period. % is calculated as Quantity/Base number*100

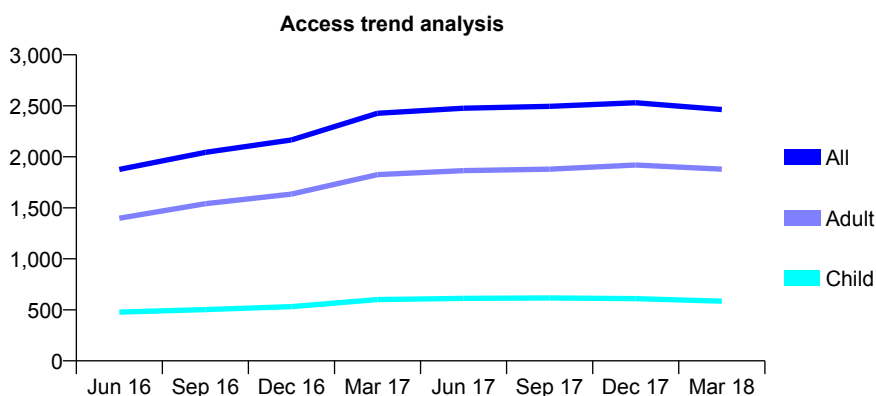
Q63 - Vital Signs At a Glance Contract Report for 179434/0008 - March 2018

Name or company name	S Cowley, R Ingham and J Angelo
Contract type name	GDS Contract
Purpose of contract	General
Contract start date	01/04/2015
Contract end date	

17/18 Contracted general activity (UDA)	12,947
Carry forward general activity (UDA)	0
17/18 Contracted orthodontic activity (UOA)	0
Carry forward orthodontic activity (UOA)	0
Baseline contract value	£388,300.40

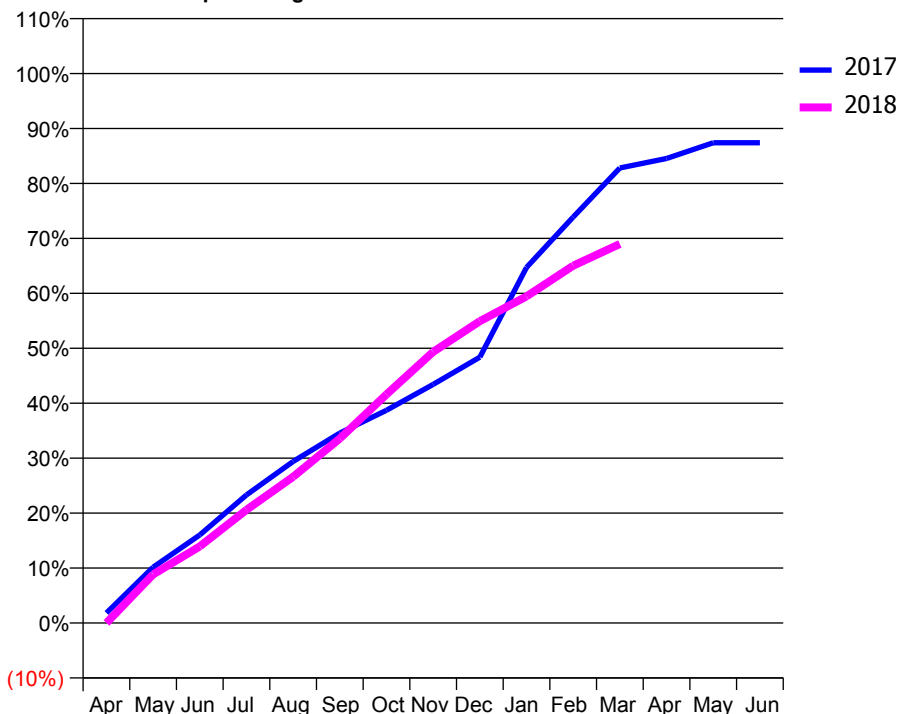
ACCESS*

Patients seen in 24 months	Total	Change since previous quarter
Quarter ending March 2017	2,427	
Quarter ending June 2017	2,477	↑
Quarter ending September 2017	2,495	→
Quarter ending December 2017	2,530	→
Quarter ending March 2018	2,464	↓
Variance since March 2017	1.5%	→



ACTIVITY

Cumulative percentage of contracted UDA delivered 2017 & 2018



Month	Adjusted Scheduled Activity (UDA)	
	2017	2018
April	237	0
May	1,314	1,144
June	2,075	1,805
July	3,018	2,665
August	3,806	3,445
September	4,477	4,348
October	5,013	5,388
November	5,622	6,388
December	6,262	7,110
January	8,379	7,695
February	9,565	8,419
March	10,720	8,932
April	10,946	
May	11,316	
June	11,316	

QUALITY

	Quantity	Base Number	Contract	AT	Region	England
% of FP17s for the same patient ID Re-attending within 3 months - Children	53	750	7.1%	10.1%	11.5%	11.9%
% of FP17s for the same patient ID Re-attending within 3 months - Adults	435	2,214	19.6%	15.5%	16.8%	16.0%
% of FP17s for the same patient ID Re-attending between 3 & 9 months - Children	417	750	55.6%	48.4%	47.7%	58.3%
% of FP17s for the same patient ID Re-attending between 3 & 9 months - Adults	854	2,214	38.6%	38.1%	38.2%	50.3%
% of FP17s for Band 1 Urgent Courses	253	2,805	9.0%	10.1%	10.6%	9.1%
% of FP17s Relating to Free Repair or Replacements	9	2,805	0.3%	0.6%	0.6%	0.8%
% of FP17s Relating to Continuations	100	2,805	3.6%	0.9%	0.8%	1.0%
% of Patients satisfied with the dentistry they have received	0	0	N/A	90.1%	89.3%	91.5%
% of Patients satisfied with the time they had to wait for an appointment	0	0	N/A	86.9%	84.4%	87.9%

* This is based on patients treated on this contract for their most recent course of treatment. Figures in italics indicate the base number of FP17s or Patient Questionnaire responses are less than 100. N/A is shown where the base number of responses is less than 10 during the period. % is calculated as Quantity/Base number*100

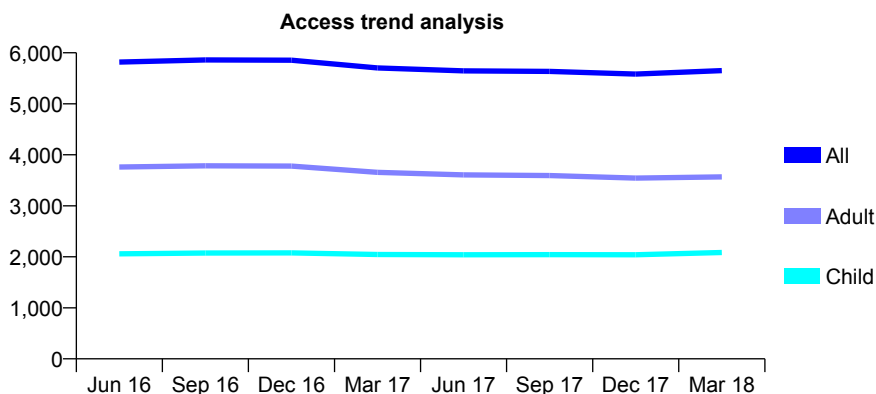
Q63 - Vital Signs At a Glance Contract Report for 179469/0002 - March 2018

Name or company name	Whitton Corner Dental Practice
Contract type name	GDS Contract
Purpose of contract	General
Contract start date	01/04/2014
Contract end date	

17/18 Contracted general activity (UDA)	20,000
Carry forward general activity (UDA)	-265
17/18 Contracted orthodontic activity (UOA)	0
Carry forward orthodontic activity (UOA)	0
Baseline contract value	£531,032.04

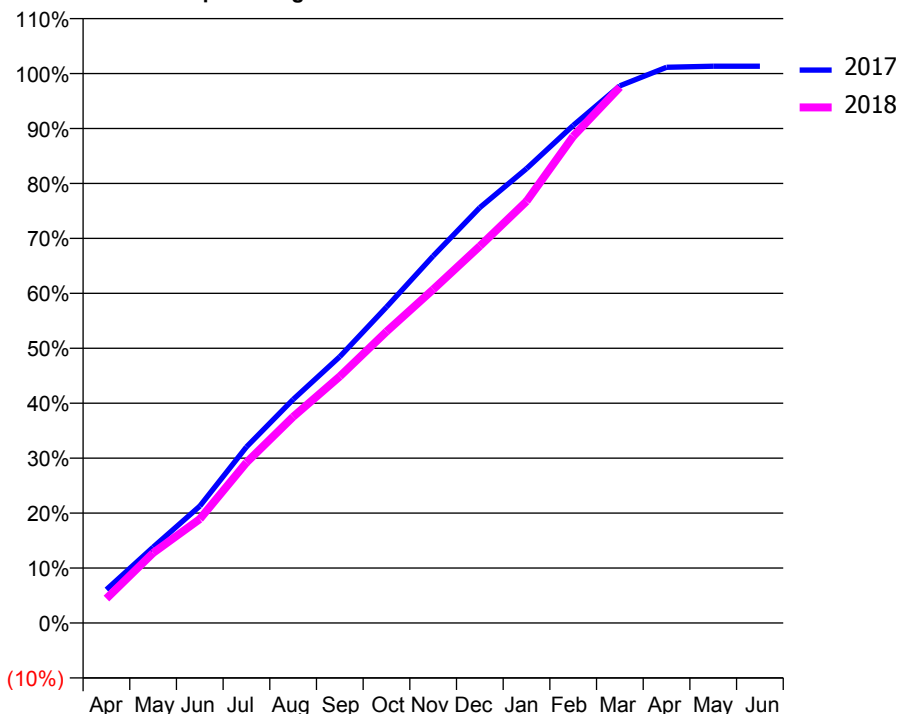
ACCESS*

Patients seen in 24 months	Total	Change since previous quarter
Quarter ending March 2017	5,703	
Quarter ending June 2017	5,646	→
Quarter ending September 2017	5,635	→
Quarter ending December 2017	5,584	→
Quarter ending March 2018	5,652	→
Variance since March 2017	(0.9%)	→



ACTIVITY

Cumulative percentage of contracted UDA delivered 2017 & 2018



Month	Adjusted Scheduled Activity (UDA)	
	2017	2018
April	1,215	890
May	2,757	2,550
June	4,254	3,783
July	6,408	5,839
August	8,137	7,507
September	9,697	8,978
October	11,498	10,606
November	13,361	12,143
December	15,121	13,719
January	16,538	15,350
February	18,110	17,715
March	19,553	19,502
April	20,227	
May	20,264	
June	20,265	

QUALITY

	Quantity	Base Number	Contract	AT	Region	England
% of FP17s for the same patient ID Re-attending within 3 months - Children	271	3,367	8.0%	10.1%	11.5%	11.9%
% of FP17s for the same patient ID Re-attending within 3 months - Adults	903	4,803	18.8%	15.5%	16.8%	16.0%
% of FP17s for the same patient ID Re-attending between 3 & 9 months - Children	2,175	3,367	64.6%	48.4%	47.7%	58.3%
% of FP17s for the same patient ID Re-attending between 3 & 9 months - Adults	2,299	4,803	47.9%	38.1%	38.2%	50.3%
% of FP17s for Band 1 Urgent Courses	956	7,888	12.1%	10.1%	10.6%	9.1%
% of FP17s Relating to Free Repair or Replacements	134	7,888	1.7%	0.6%	0.6%	0.8%
% of FP17s Relating to Continuations	11	7,888	0.1%	0.9%	0.8%	1.0%
% of Patients satisfied with the dentistry they have received	2	3	N/A	90.1%	89.3%	91.5%
% of Patients satisfied with the time they had to wait for an appointment	3	3	N/A	86.9%	84.4%	87.9%

* This is based on patients treated on this contract for their most recent course of treatment. Figures in italics indicate the base number of FP17s or Patient Questionnaire responses are less than 100. N/A is shown where the base number of responses is less than 10 during the period. % is calculated as Quantity/Base number*100

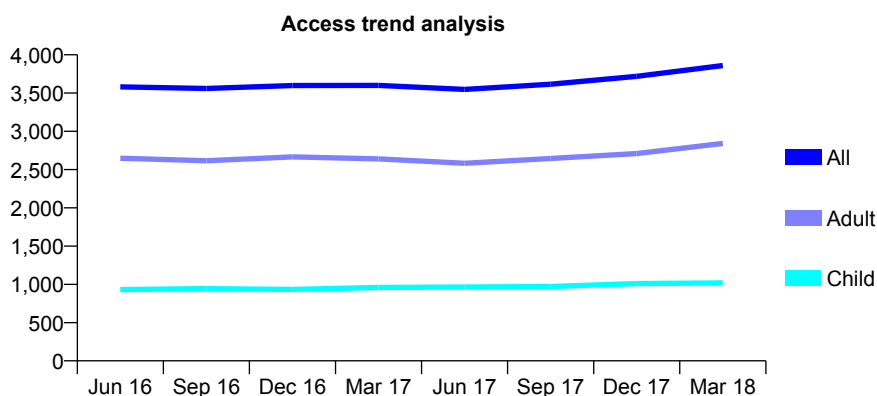
Q63 - Vital Signs At a Glance Contract Report for 181765/0001 - March 2018

Name or company name	Green Lane Dental Care Limited
Contract type name	GDS Contract
Purpose of contract	General
Contract start date	10/12/2010
Contract end date	

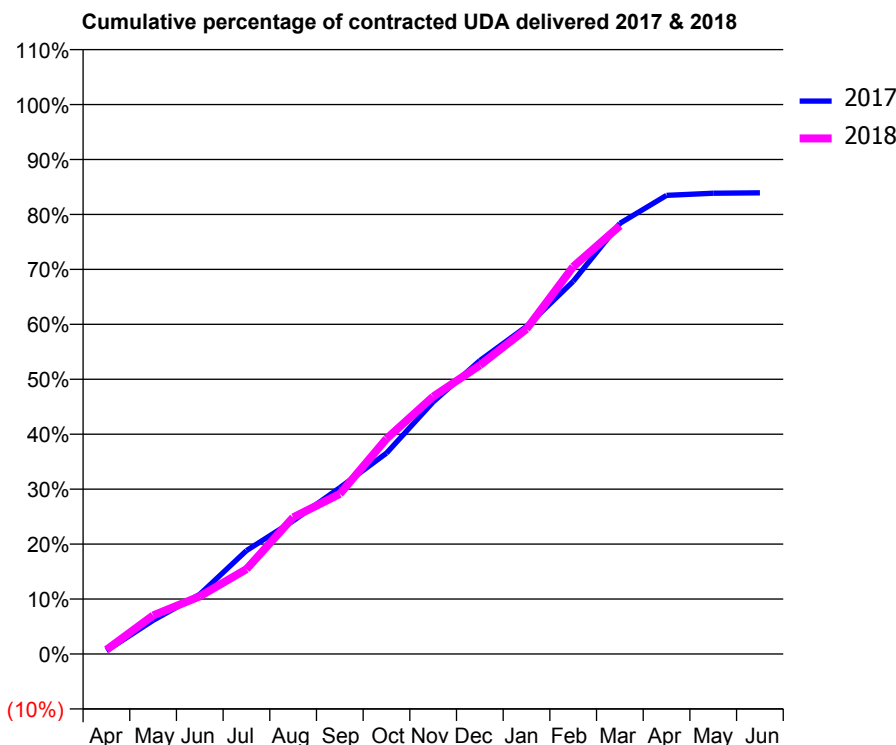
17/18 Contracted general activity (UDA)	17,064
Carry forward general activity (UDA)	0
17/18 Contracted orthodontic activity (UOA)	0
Carry forward orthodontic activity (UOA)	0
Baseline contract value	£521,507.96

ACCESS*

Patients seen in 24 months	Total	Change since previous quarter
Quarter ending March 2017	3,600	
Quarter ending June 2017	3,548	↓
Quarter ending September 2017	3,616	→
Quarter ending December 2017	3,719	↑
Quarter ending March 2018	3,859	↑
Variance since March 2017	7.2%	↑



ACTIVITY



Month	Adjusted Scheduled Activity (UDA)	
	2017	2018
April	103	130
May	1,047	1,197
June	1,853	1,790
July	3,212	2,635
August	4,135	4,243
September	5,164	4,971
October	6,237	6,685
November	7,829	7,994
December	9,110	8,966
January	10,173	10,093
February	11,574	12,029
March	13,375	13,298
April	14,243	
May	14,311	
June	14,323	

QUALITY

	Quantity	Base Number	Contract	AT	Region	England
% of FP17s for the same patient ID Re-attending within 3 months - Children	88	1,025	8.6%	10.1%	11.5%	11.9%
% of FP17s for the same patient ID Re-attending within 3 months - Adults	364	2,750	13.2%	15.5%	16.8%	16.0%
% of FP17s for the same patient ID Re-attending between 3 & 9 months - Children	331	1,025	32.3%	48.4%	47.7%	58.3%
% of FP17s for the same patient ID Re-attending between 3 & 9 months - Adults	736	2,750	26.8%	38.1%	38.2%	50.3%
% of FP17s for Band 1 Urgent Courses	434	3,546	12.2%	10.1%	10.6%	9.1%
% of FP17s Relating to Free Repair or Replacements	6	3,546	0.2%	0.6%	0.6%	0.8%
% of FP17s Relating to Continuations	25	3,546	0.7%	0.9%	0.8%	1.0%
% of Patients satisfied with the dentistry they have received	3	3	N/A	90.1%	89.3%	91.5%
% of Patients satisfied with the time they had to wait for an appointment	3	3	N/A	86.9%	84.4%	87.9%

* This is based on patients treated on this contract for their most recent course of treatment. Figures in italics indicate the base number of FP17s or Patient Questionnaire responses are less than 100. N/A is shown where the base number of responses is less than 10 during the period. % is calculated as Quantity/Base number*100

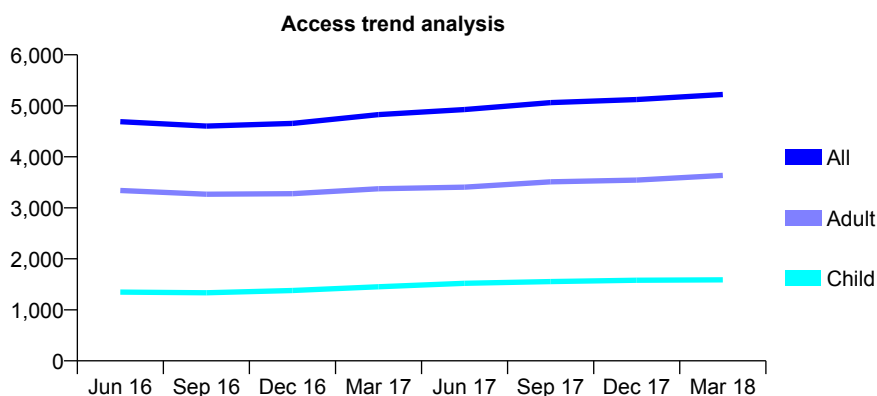
Q63 - Vital Signs At a Glance Contract Report for 181765/0002 - March 2018

Name or company name	Gabokun Dental Care Ltd
Contract type name	GDS Contract
Purpose of contract	General
Contract start date	01/02/2011
Contract end date	

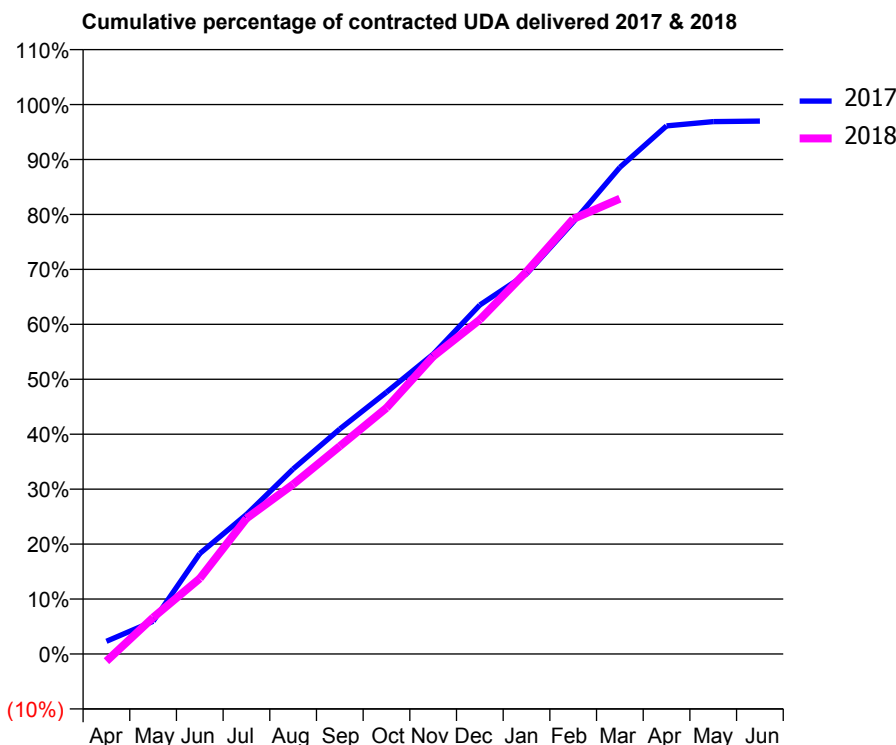
17/18 Contracted general activity (UDA)	16,000
Carry forward general activity (UDA)	483
17/18 Contracted orthodontic activity (UOA)	0
Carry forward orthodontic activity (UOA)	0
Baseline contract value	£619,645.21

ACCESS*

Patients seen in 24 months	Total	Change since previous quarter
Quarter ending March 2017	4,827	
Quarter ending June 2017	4,927	↑
Quarter ending September 2017	5,063	↑
Quarter ending December 2017	5,124	→
Quarter ending March 2018	5,223	→
Variance since March 2017	8.2%	↑



ACTIVITY



Month	Adjusted Scheduled Activity (UDA)	
	2017	2018
April	369	-210
May	954	1,060
June	2,927	2,199
July	4,062	3,947
August	5,388	4,940
September	6,553	6,052
October	7,624	7,167
November	8,732	8,665
December	10,162	9,738
January	11,067	11,133
February	12,576	12,667
March	14,169	13,256
April	15,376	
May	15,501	
June	15,517	

QUALITY

	Quantity	Base Number	Contract	AT	Region	England
% of FP17s for the same patient ID Re-attending within 3 months - Children	121	1,752	6.9%	10.1%	11.5%	11.9%
% of FP17s for the same patient ID Re-attending within 3 months - Adults	461	3,590	12.8%	15.5%	16.8%	16.0%
% of FP17s for the same patient ID Re-attending between 3 & 9 months - Children	680	1,752	38.8%	48.4%	47.7%	58.3%
% of FP17s for the same patient ID Re-attending between 3 & 9 months - Adults	976	3,590	27.2%	38.1%	38.2%	50.3%
% of FP17s for Band 1 Urgent Courses	317	4,448	7.1%	10.1%	10.6%	9.1%
% of FP17s Relating to Free Repair or Replacements	30	4,448	0.7%	0.6%	0.6%	0.8%
% of FP17s Relating to Continuations	64	4,448	1.4%	0.9%	0.8%	1.0%
% of Patients satisfied with the dentistry they have received	2	3	N/A	90.1%	89.3%	91.5%
% of Patients satisfied with the time they had to wait for an appointment	2	3	N/A	86.9%	84.4%	87.9%

* This is based on patients treated on this contract for their most recent course of treatment. Figures in italics indicate the base number of FP17s or Patient Questionnaire responses are less than 100. N/A is shown where the base number of responses is less than 10 during the period. % is calculated as Quantity/Base number*100

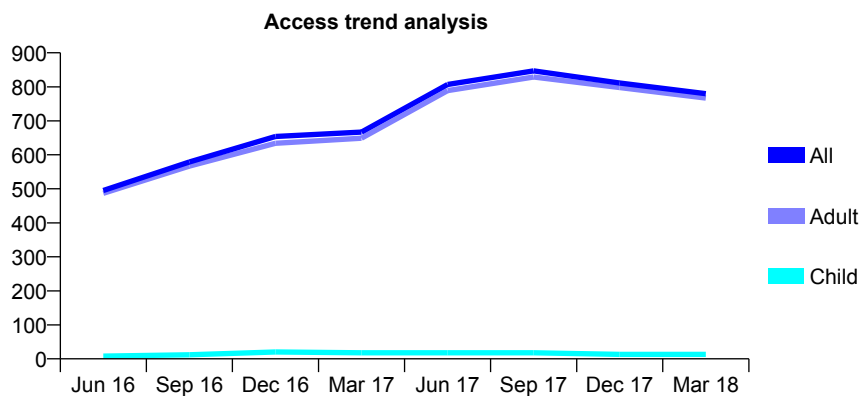
Q63 - Vital Signs At a Glance Contract Report for 181765/0003 - March 2018

Name or company name	Gabokun Dental Care Ltd
Contract type name	PDS Contract
Purpose of contract	General
Contract start date	01/04/2011
Contract end date	31/03/2018

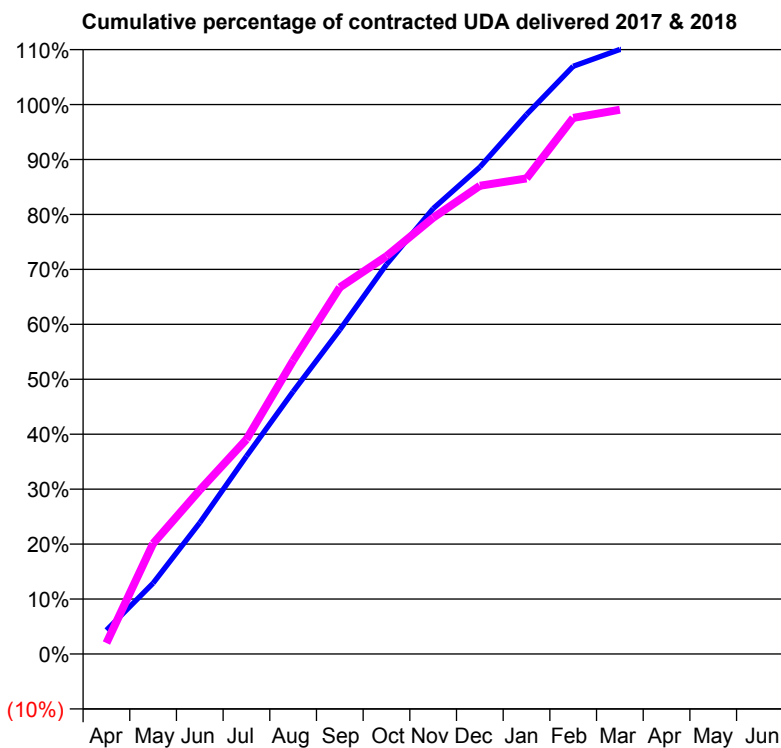
17/18 Contracted general activity (UDA)	1,800
Carry forward general activity (UDA)	-36
17/18 Contracted orthodontic activity (UOA)	0
Carry forward orthodontic activity (UOA)	0
Baseline contract value	£90,303.48

ACCESS*

Patients seen in 24 months	Total	Change since previous quarter
Quarter ending March 2017	667	
Quarter ending June 2017	807	↑
Quarter ending September 2017	847	↑
Quarter ending December 2017	811	↓
Quarter ending March 2018	780	↓
Variance since March 2017	16.9%	↑



ACTIVITY



Month	Adjusted Scheduled Activity (UDA)	
	2017	2018
April	78	36
May	232	362
June	430	537
July	648	703
August	860	961
September	1,062	1,201
October	1,276	1,303
November	1,459	1,429
December	1,595	1,534
January	1,767	1,558
February	1,925	1,756
March	1,980	1,783
April	2,004	
May	2,004	
June	2,004	

QUALITY

	Quantity	Base Number	Contract	AT	Region	England
% of FP17s for the same patient ID Re-attending within 3 months - Children	0	14	0.0%	10.1%	11.5%	11.9%
% of FP17s for the same patient ID Re-attending within 3 months - Adults	4	581	0.7%	15.5%	16.8%	16.0%
% of FP17s for the same patient ID Re-attending between 3 & 9 months - Children	0	14	0.0%	48.4%	47.7%	58.3%
% of FP17s for the same patient ID Re-attending between 3 & 9 months - Adults	1	581	0.2%	38.1%	38.2%	50.3%
% of FP17s for Band 1 Urgent Courses	0	587	0.0%	10.1%	10.6%	9.1%
% of FP17s Relating to Free Repair or Replacements	0	587	0.0%	0.6%	0.6%	0.8%
% of FP17s Relating to Continuations	0	587	0.0%	0.9%	0.8%	1.0%
% of Patients satisfied with the dentistry they have received	0	0	N/A	90.1%	89.3%	91.5%
% of Patients satisfied with the time they had to wait for an appointment	0	0	N/A	86.9%	84.4%	87.9%

* This is based on patients treated on this contract for their most recent course of treatment. Figures in italics indicate the base number of FP17s or Patient Questionnaire responses are less than 100. N/A is shown where the base number of responses is less than 10 during the period. % is calculated as Quantity/Base number*100

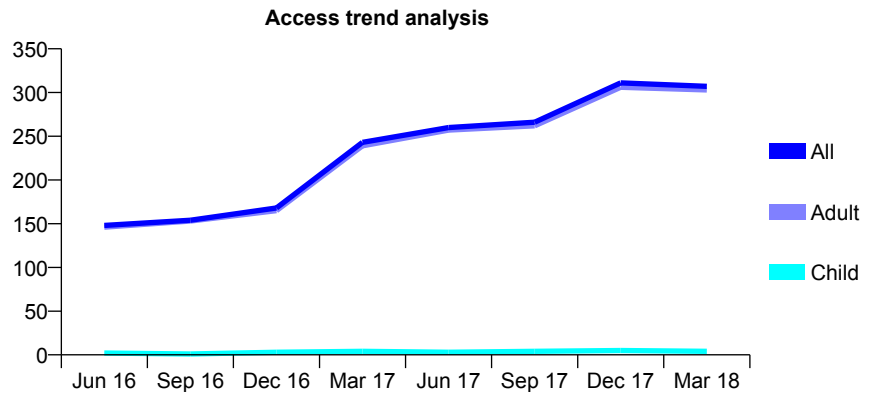
Q63 - Vital Signs At a Glance Contract Report for 181765/0004 - March 2018

Name or company name	Gabokun Dental Care Ltd
Contract type name	PDS Contract
Purpose of contract	General
Contract start date	01/04/2012
Contract end date	31/03/2018

17/18 Contracted general activity (UDA)	720
Carry forward general activity (UDA)	0
17/18 Contracted orthodontic activity (UOA)	0
Carry forward orthodontic activity (UOA)	0
Baseline contract value	£38,188.71

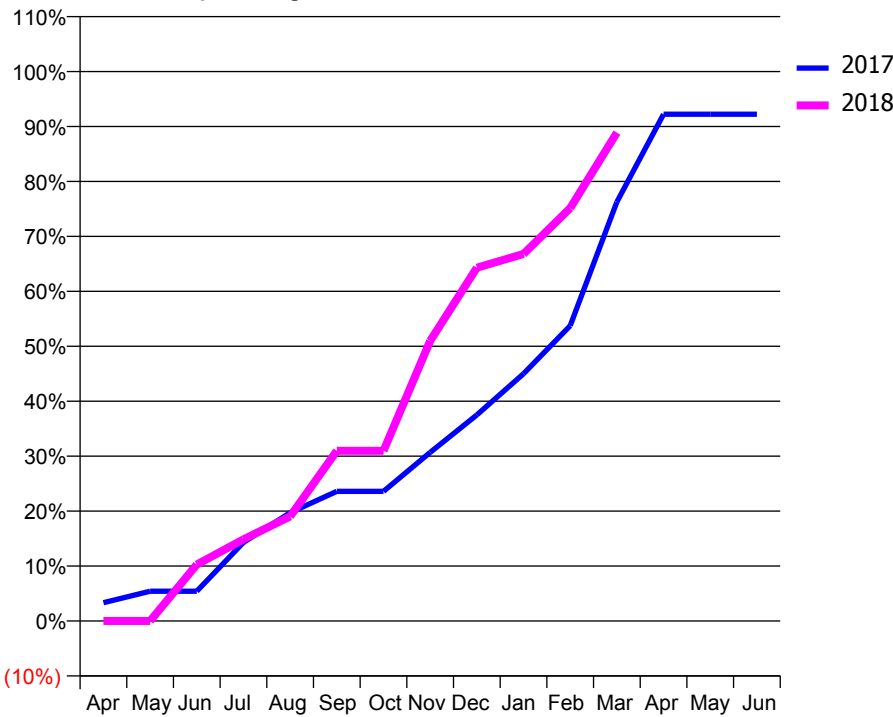
ACCESS*

Patients seen in 24 months	Total	Change since previous quarter
Quarter ending March 2017	243	
Quarter ending June 2017	260	↑
Quarter ending September 2017	266	↑
Quarter ending December 2017	311	↑
Quarter ending March 2018	307	↓
Variance since March 2017	26.3%	↑



ACTIVITY

Cumulative percentage of contracted UDA delivered 2017 & 2018



QUALITY

	Quantity	Base Number	Contract	AT	Region	England
% of FP17s for the same patient ID Re-attending within 3 months - Children	0	5	0.0%	10.1%	11.5%	11.9%
% of FP17s for the same patient ID Re-attending within 3 months - Adults	3	247	1.2%	15.5%	16.8%	16.0%
% of FP17s for the same patient ID Re-attending between 3 & 9 months - Children	0	5	0.0%	48.4%	47.7%	58.3%
% of FP17s for the same patient ID Re-attending between 3 & 9 months - Adults	2	247	0.8%	38.1%	38.2%	50.3%
% of FP17s for Band 1 Urgent Courses	0	213	0.0%	10.1%	10.6%	9.1%
% of FP17s Relating to Free Repair or Replacements	0	213	0.0%	0.6%	0.6%	0.8%
% of FP17s Relating to Continuations	0	213	0.0%	0.9%	0.8%	1.0%
% of Patients satisfied with the dentistry they have received	0	0	N/A	90.1%	89.3%	91.5%
% of Patients satisfied with the time they had to wait for an appointment	0	0	N/A	86.9%	84.4%	87.9%

* This is based on patients treated on this contract for their most recent course of treatment. Figures in italics indicate the base number of FP17s or Patient Questionnaire responses are less than 100. N/A is shown where the base number of responses is less than 10 during the period. % is calculated as Quantity/Base number*100

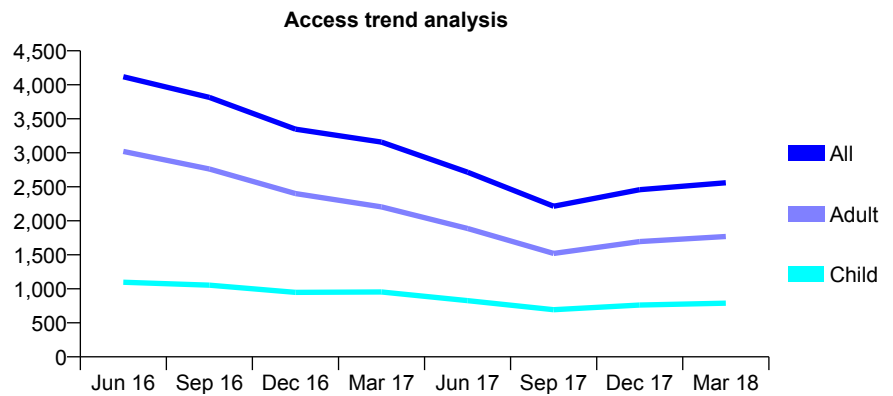
Q63 - Vital Signs At a Glance Contract Report for 181935/0001 - March 2018

Name or company name	Balham Dental Care Ltd
Contract type name	GDS Contract
Purpose of contract	General
Contract start date	16/01/2013
Contract end date	

17/18 Contracted general activity (UDA)	11,167
Carry forward general activity (UDA)	0
17/18 Contracted orthodontic activity (UOA)	0
Carry forward orthodontic activity (UOA)	0
Baseline contract value	£268,620.76

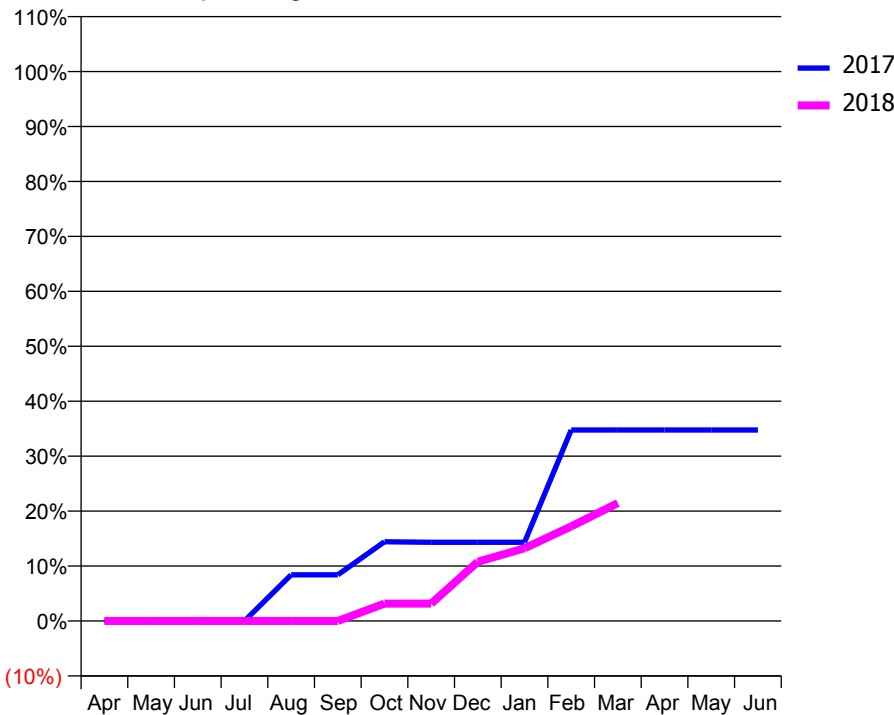
ACCESS*

Patients seen in 24 months	Total	Change since previous quarter
Quarter ending March 2017	3,157	
Quarter ending June 2017	2,715	↓
Quarter ending September 2017	2,214	↓
Quarter ending December 2017	2,458	↑
Quarter ending March 2018	2,560	↑
Variance since March 2017	(18.9%)	↓



ACTIVITY

Cumulative percentage of contracted UDA delivered 2017 & 2018



Month	Adjusted Scheduled Activity (UDA)	
	2017	2018
April	0	0
May	0	0
June	0	0
July	0	0
August	939	0
September	939	0
October	1,612	353
November	1,601	353
December	1,601	1,205
January	1,601	1,478
February	3,883	1,924
March	3,883	2,397
April	3,883	
May	3,883	
June	3,883	

QUALITY

	Quantity	Base Number	Contract	AT	Region	England
% of FP17s for the same patient ID Re-attending within 3 months - Children	29	836	3.5%	10.1%	11.5%	11.9%
% of FP17s for the same patient ID Re-attending within 3 months - Adults	182	1,816	10.0%	15.5%	16.8%	16.0%
% of FP17s for the same patient ID Re-attending between 3 & 9 months - Children	290	836	34.7%	48.4%	47.7%	58.3%
% of FP17s for the same patient ID Re-attending between 3 & 9 months - Adults	583	1,816	32.1%	38.1%	38.2%	50.3%
% of FP17s for Band 1 Urgent Courses	205	2,233	9.2%	10.1%	10.6%	9.1%
% of FP17s Relating to Free Repair or Replacements	0	2,233	0.0%	0.6%	0.6%	0.8%
% of FP17s Relating to Continuations	10	2,233	0.4%	0.9%	0.8%	1.0%
% of Patients satisfied with the dentistry they have received	1	1	N/A	90.1%	89.3%	91.5%
% of Patients satisfied with the time they had to wait for an appointment	1	1	N/A	86.9%	84.4%	87.9%

* This is based on patients treated on this contract for their most recent course of treatment. Figures in italics indicate the base number of FP17s or Patient Questionnaire responses are less than 100. N/A is shown where the base number of responses is less than 10 during the period. % is calculated as Quantity/Base number*100

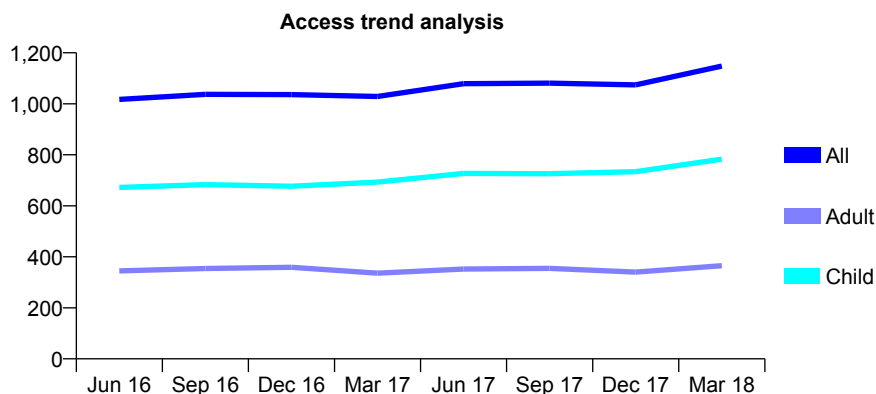
Q63 - Vital Signs At a Glance Contract Report for 183385/0001 - March 2018

Name or company name	Confident Dental Practice
Contract type name	GDS Contract
Purpose of contract	General
Contract start date	02/05/2008
Contract end date	

17/18 Contracted general activity (UDA)	2,966
Carry forward general activity (UDA)	0
17/18 Contracted orthodontic activity (UOA)	0
Carry forward orthodontic activity (UOA)	0
Baseline contract value	£74,198.25

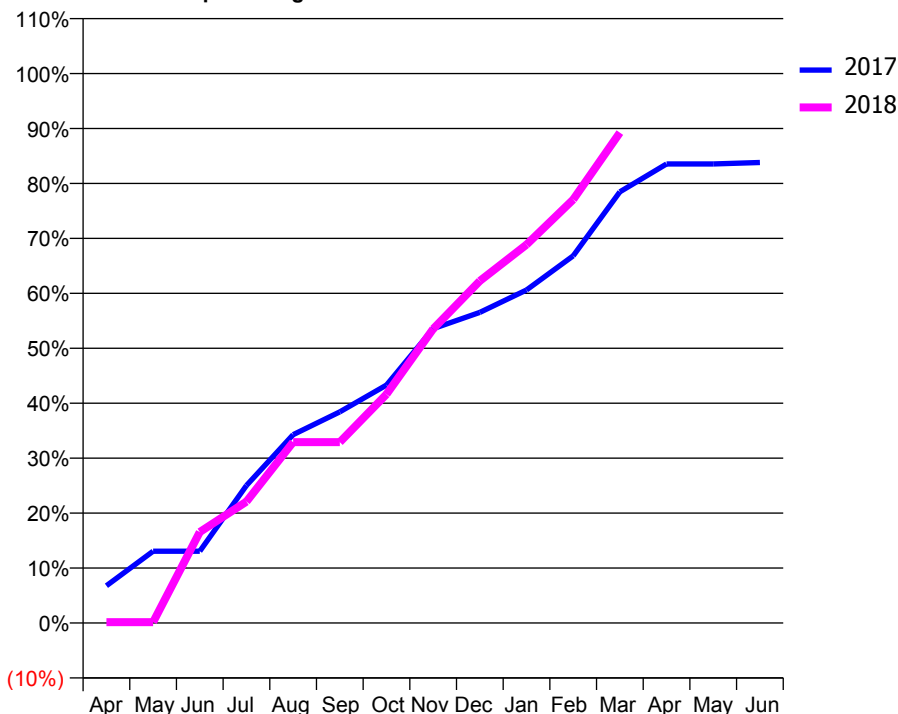
ACCESS*

Patients seen in 24 months	Total	Change since previous quarter
Quarter ending March 2017	1,029	
Quarter ending June 2017	1,079	↑
Quarter ending September 2017	1,081	→
Quarter ending December 2017	1,074	→
Quarter ending March 2018	1,148	↑
Variance since March 2017	11.6%	↑



ACTIVITY

Cumulative percentage of contracted UDA delivered 2017 & 2018



Month	Adjusted Scheduled Activity (UDA)	
	2017	2018
April	201	5
May	387	5
June	387	491
July	743	655
August	1,016	976
September	1,139	976
October	1,285	1,235
November	1,589	1,587
December	1,676	1,847
January	1,797	2,042
February	1,982	2,286
March	2,327	2,647
April	2,478	
May	2,478	
June	2,486	

QUALITY

	Quantity	Base Number	Contract	AT	Region	England
% of FP17s for the same patient ID Re-attending within 3 months - Children	93	1,072	8.7%	10.1%	11.5%	11.9%
% of FP17s for the same patient ID Re-attending within 3 months - Adults	32	338	9.5%	15.5%	16.8%	16.0%
% of FP17s for the same patient ID Re-attending between 3 & 9 months - Children	584	1,072	54.5%	48.4%	47.7%	58.3%
% of FP17s for the same patient ID Re-attending between 3 & 9 months - Adults	140	338	41.4%	38.1%	38.2%	50.3%
% of FP17s for Band 1 Urgent Courses	30	1,306	2.3%	10.1%	10.6%	9.1%
% of FP17s Relating to Free Repair or Replacements	4	1,306	0.3%	0.6%	0.6%	0.8%
% of FP17s Relating to Continuations	1	1,306	0.1%	0.9%	0.8%	1.0%
% of Patients satisfied with the dentistry they have received	1	1	N/A	90.1%	89.3%	91.5%
% of Patients satisfied with the time they had to wait for an appointment	1	1	N/A	86.9%	84.4%	87.9%

* This is based on patients treated on this contract for their most recent course of treatment. Figures in italics indicate the base number of FP17s or Patient Questionnaire responses are less than 100. N/A is shown where the base number of responses is less than 10 during the period. % is calculated as Quantity/Base number*100

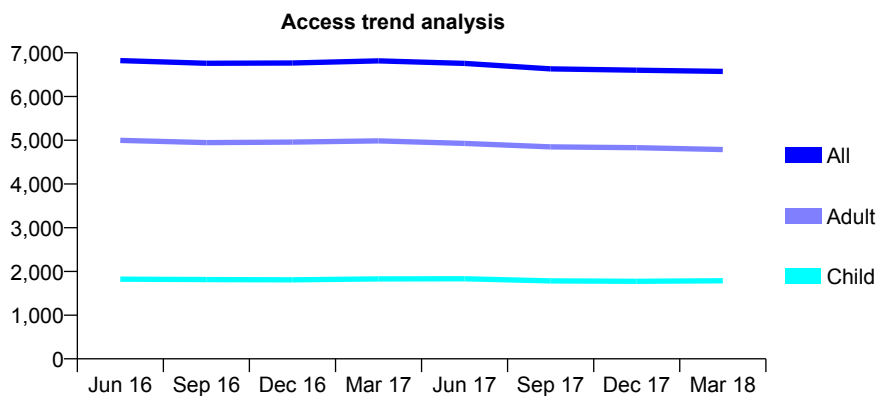
Q63 - Vital Signs At a Glance Contract Report for 183547/0001 - March 2018

Name or company name	Castlenau Dentists
Contract type name	GDS Contract
Purpose of contract	General
Contract start date	01/10/2013
Contract end date	

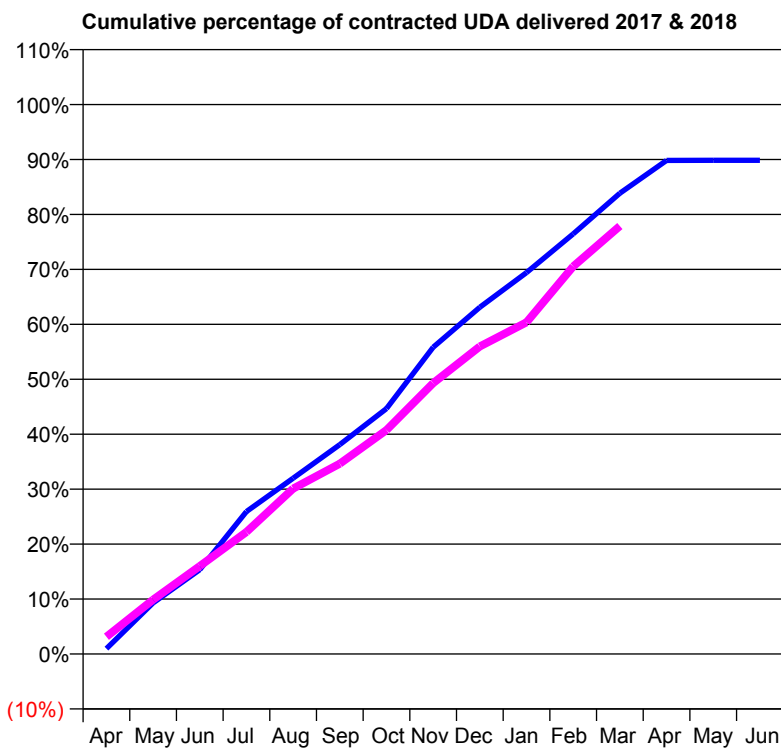
17/18 Contracted general activity (UDA)	15,300
Carry forward general activity (UDA)	0
17/18 Contracted orthodontic activity (UOA)	0
Carry forward orthodontic activity (UOA)	0
Baseline contract value	£437,598.16

ACCESS*

Patients seen in 24 months	Total	Change since previous quarter
Quarter ending March 2017	6,814	
Quarter ending June 2017	6,757	→
Quarter ending September 2017	6,631	↓
Quarter ending December 2017	6,603	→
Quarter ending March 2018	6,574	→
Variance since March 2017	(3.5%)	↓



ACTIVITY



Month	Adjusted Scheduled Activity (UDA)	
	2017	2018
April	150	482
May	1,422	1,513
June	2,347	2,449
July	3,966	3,398
August	4,897	4,606
September	5,833	5,300
October	6,834	6,237
November	8,543	7,541
December	9,657	8,562
January	10,620	9,237
February	11,698	10,792
March	12,830	11,918
April	13,744	
May	13,748	
June	13,748	

QUALITY

	Quantity	Base Number	Contract	AT	Region	England
% of FP17s for the same patient ID Re-attending within 3 months - Children	254	2,013	12.6%	10.1%	11.5%	11.9%
% of FP17s for the same patient ID Re-attending within 3 months - Adults	1,020	4,853	21.0%	15.5%	16.8%	16.0%
% of FP17s for the same patient ID Re-attending between 3 & 9 months - Children	698	2,013	34.7%	48.4%	47.7%	58.3%
% of FP17s for the same patient ID Re-attending between 3 & 9 months - Adults	1,315	4,853	27.1%	38.1%	38.2%	50.3%
% of FP17s for Band 1 Urgent Courses	1,203	6,062	19.8%	10.1%	10.6%	9.1%
% of FP17s Relating to Free Repair or Replacements	22	6,062	0.4%	0.6%	0.6%	0.8%
% of FP17s Relating to Continuations	156	6,062	2.6%	0.9%	0.8%	1.0%
% of Patients satisfied with the dentistry they have received	1	1	N/A	90.1%	89.3%	91.5%
% of Patients satisfied with the time they had to wait for an appointment	1	1	N/A	86.9%	84.4%	87.9%

* This is based on patients treated on this contract for their most recent course of treatment. Figures in italics indicate the base number of FP17s or Patient Questionnaire responses are less than 100. N/A is shown where the base number of responses is less than 10 during the period. % is calculated as Quantity/Base number*100

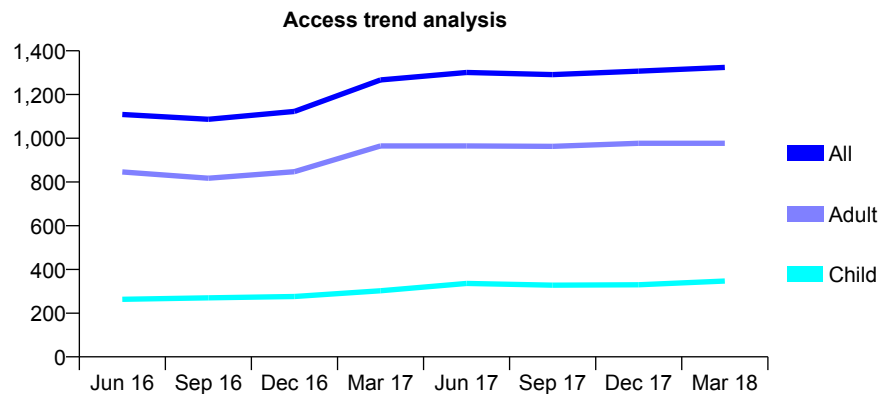
Q63 - Vital Signs At a Glance Contract Report for 183660/0001 - March 2018

Name or company name	PS Photay & Associates
Contract type name	GDS Contract
Purpose of contract	General
Contract start date	01/02/2014
Contract end date	

17/18 Contracted general activity (UDA)	2,778
Carry forward general activity (UDA)	0
17/18 Contracted orthodontic activity (UOA)	0
Carry forward orthodontic activity (UOA)	0
Baseline contract value	£80,853.49

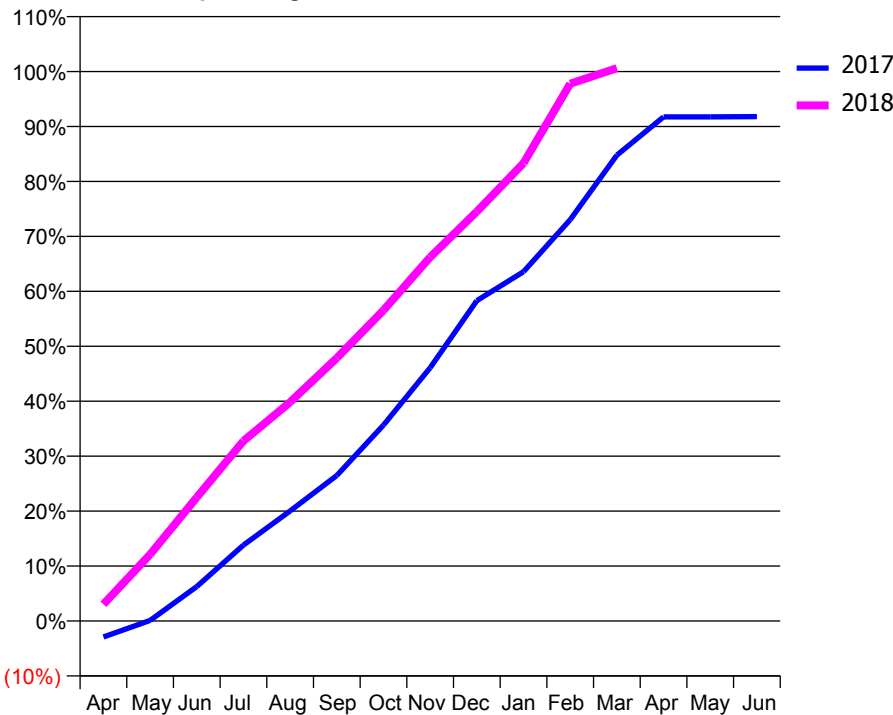
ACCESS*

Patients seen in 24 months	Total	Change since previous quarter
Quarter ending March 2017	1,267	
Quarter ending June 2017	1,301	↑
Quarter ending September 2017	1,291	→
Quarter ending December 2017	1,307	→
Quarter ending March 2018	1,324	→
Variance since March 2017	4.5%	↑



ACTIVITY

Cumulative percentage of contracted UDA delivered 2017 & 2018



Month	Adjusted Scheduled Activity (UDA)	
	2017	2018
April	-81	85
May	3	336
June	174	625
July	384	910
August	557	1,106
September	736	1,330
October	991	1,571
November	1,281	1,840
December	1,620	2,070
January	1,766	2,314
February	2,029	2,716
March	2,355	2,795
April	2,549	
May	2,549	
June	2,550	

QUALITY

	Quantity	Base Number	Contract	AT	Region	England
% of FP17s for the same patient ID Re-attending within 3 months - Children	19	399	4.8%	10.1%	11.5%	11.9%
% of FP17s for the same patient ID Re-attending within 3 months - Adults	61	857	7.1%	15.5%	16.8%	16.0%
% of FP17s for the same patient ID Re-attending between 3 & 9 months - Children	133	399	33.3%	48.4%	47.7%	58.3%
% of FP17s for the same patient ID Re-attending between 3 & 9 months - Adults	197	857	23.0%	38.1%	38.2%	50.3%
% of FP17s for Band 1 Urgent Courses	73	1,182	6.2%	10.1%	10.6%	9.1%
% of FP17s Relating to Free Repair or Replacements	3	1,182	0.3%	0.6%	0.6%	0.8%
% of FP17s Relating to Continuations	6	1,182	0.5%	0.9%	0.8%	1.0%
% of Patients satisfied with the dentistry they have received	3	4	N/A	90.1%	89.3%	91.5%
% of Patients satisfied with the time they had to wait for an appointment	4	4	N/A	86.9%	84.4%	87.9%

* This is based on patients treated on this contract for their most recent course of treatment. Figures in italics indicate the base number of FP17s or Patient Questionnaire responses are less than 100. N/A is shown where the base number of responses is less than 10 during the period. % is calculated as Quantity/Base number*100

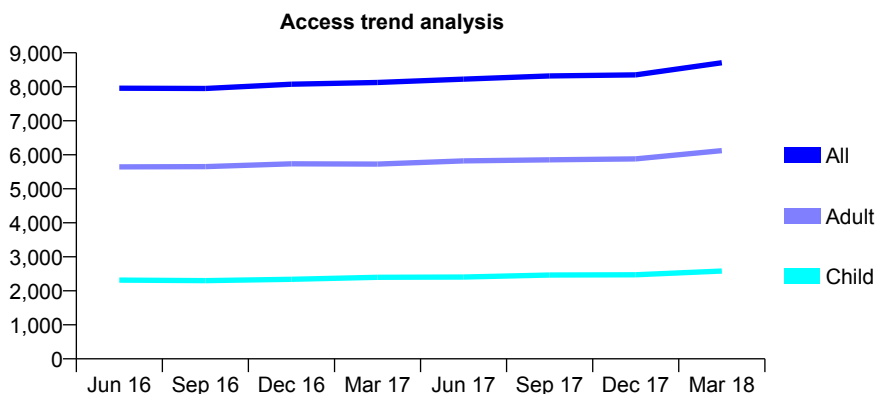
Q63 - Vital Signs At a Glance Contract Report for 185663/0001 - March 2018

Name or company name	Perry Vale Dental Limited
Contract type name	GDS Contract
Purpose of contract	General
Contract start date	01/12/2008
Contract end date	

17/18 Contracted general activity (UDA)	17,740
Carry forward general activity (UDA)	1,154
17/18 Contracted orthodontic activity (UOA)	0
Carry forward orthodontic activity (UOA)	0
Baseline contract value	£595,845.17

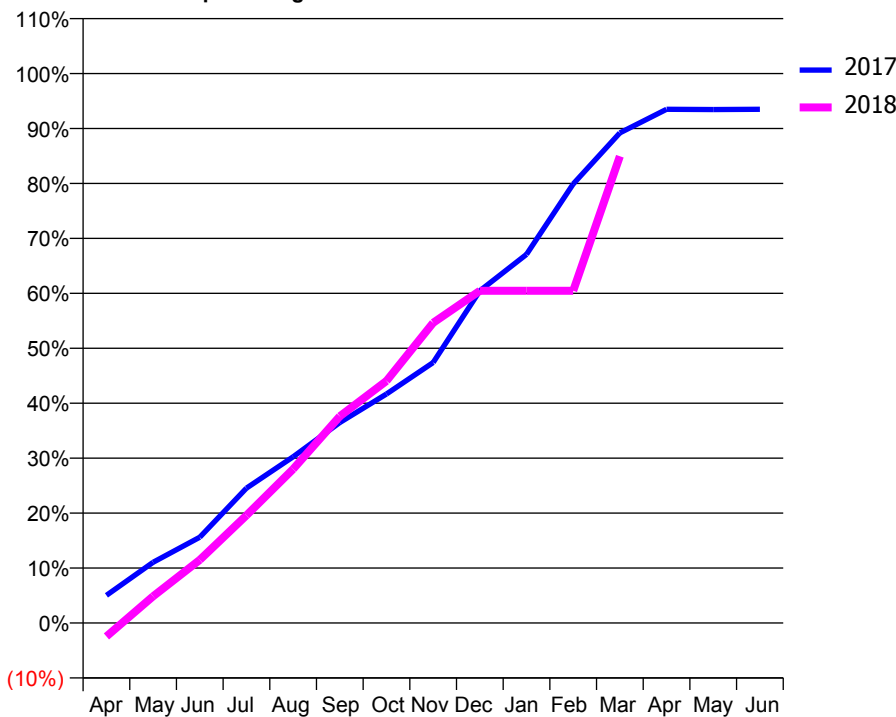
ACCESS*

Patients seen in 24 months	Total	Change since previous quarter
Quarter ending March 2017	8,127	
Quarter ending June 2017	8,227	→
Quarter ending September 2017	8,318	→
Quarter ending December 2017	8,350	→
Quarter ending March 2018	8,706	↑
Variance since March 2017	7.1%	↑



ACTIVITY

Cumulative percentage of contracted UDA delivered 2017 & 2018



Month	Adjusted Scheduled Activity (UDA)	
	2017	2018
April	892	-435
May	1,960	864
June	2,770	2,039
July	4,357	3,478
August	5,365	4,970
September	6,471	6,674
October	7,395	7,817
November	8,409	9,692
December	10,724	10,724
January	11,902	10,724
February	14,172	10,724
March	15,822	15,068
April	16,587	
May	16,576	
June	16,586	

QUALITY

	Quantity	Base Number	Contract	AT	Region	England
% of FP17s for the same patient ID Re-attending within 3 months - Children	212	2,976	7.1%	10.1%	11.5%	11.9%
% of FP17s for the same patient ID Re-attending within 3 months - Adults	1,043	6,532	16.0%	15.5%	16.8%	16.0%
% of FP17s for the same patient ID Re-attending between 3 & 9 months - Children	1,253	2,976	42.1%	48.4%	47.7%	58.3%
% of FP17s for the same patient ID Re-attending between 3 & 9 months - Adults	2,052	6,532	31.4%	38.1%	38.2%	50.3%
% of FP17s for Band 1 Urgent Courses	1,172	8,619	13.6%	10.1%	10.6%	9.1%
% of FP17s Relating to Free Repair or Replacements	121	8,619	1.4%	0.6%	0.6%	0.8%
% of FP17s Relating to Continuations	33	8,619	0.4%	0.9%	0.8%	1.0%
% of Patients satisfied with the dentistry they have received	2	2	N/A	90.1%	89.3%	91.5%
% of Patients satisfied with the time they had to wait for an appointment	2	2	N/A	86.9%	84.4%	87.9%

* This is based on patients treated on this contract for their most recent course of treatment. Figures in italics indicate the base number of FP17s or Patient Questionnaire responses are less than 100. N/A is shown where the base number of responses is less than 10 during the period. % is calculated as Quantity/Base number*100

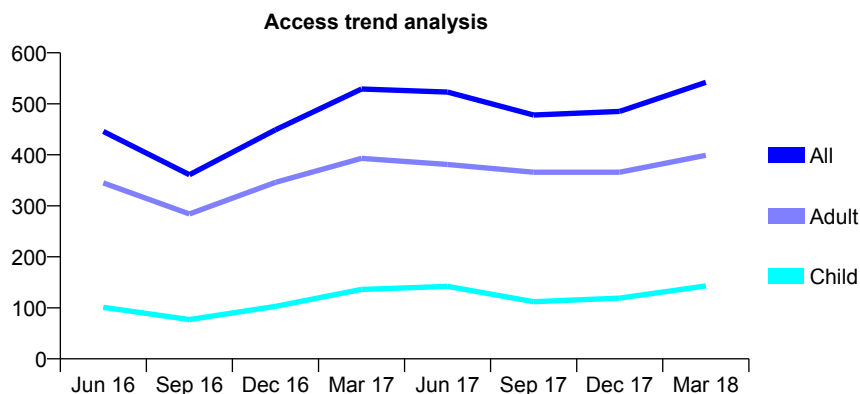
Q63 - Vital Signs At a Glance Contract Report for 185663/0002 - March 2018

Name or company name	Perry Vale Dental Limited
Contract type name	PDS Contract
Purpose of contract	General
Contract start date	01/04/2010
Contract end date	31/03/2018

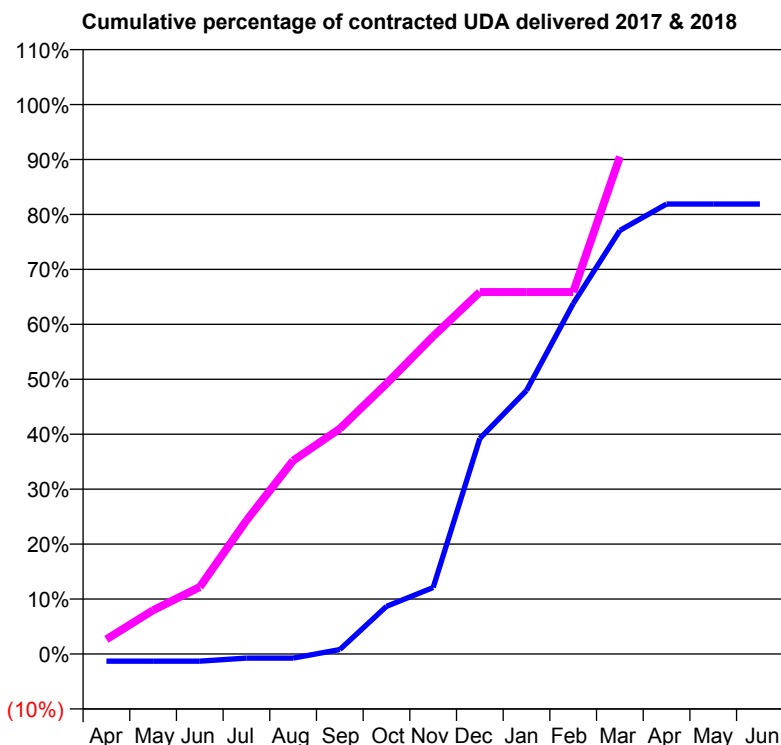
17/18 Contracted general activity (UDA)	2,100
Carry forward general activity (UDA)	0
17/18 Contracted orthodontic activity (UOA)	0
Carry forward orthodontic activity (UOA)	0
Baseline contract value	£173,398.43

ACCESS*

Patients seen in 24 months	Total	Change since previous quarter
Quarter ending March 2017	529	
Quarter ending June 2017	523	↓
Quarter ending September 2017	478	↓
Quarter ending December 2017	485	→
Quarter ending March 2018	542	↑
Variance since March 2017	2.5%	↑



ACTIVITY



Month	Adjusted Scheduled Activity (UDA)	
	2017	2018
April	-28	56
May	-28	167
June	-28	256
July	-16	510
August	-16	739
September	17	861
October	182	1,033
November	254	1,214
December	824	1,383
January	1,007	1,383
February	1,339	1,383
March	1,619	1,900
April	1,720	
May	1,720	
June	1,720	

QUALITY

	Quantity	Base Number	Contract	AT	Region	England
% of FP17s for the same patient ID Re-attending within 3 months - Children	5	172	2.9%	10.1%	11.5%	11.9%
% of FP17s for the same patient ID Re-attending within 3 months - Adults	28	411	6.8%	15.5%	16.8%	16.0%
% of FP17s for the same patient ID Re-attending between 3 & 9 months - Children	1	172	0.6%	48.4%	47.7%	58.3%
% of FP17s for the same patient ID Re-attending between 3 & 9 months - Adults	9	411	2.2%	38.1%	38.2%	50.3%
% of FP17s for Band 1 Urgent Courses	2	549	0.4%	10.1%	10.6%	9.1%
% of FP17s Relating to Free Repair or Replacements	2	549	0.4%	0.6%	0.6%	0.8%
% of FP17s Relating to Continuations	3	549	0.5%	0.9%	0.8%	1.0%
% of Patients satisfied with the dentistry they have received	0	0	N/A	90.1%	89.3%	91.5%
% of Patients satisfied with the time they had to wait for an appointment	0	0	N/A	86.9%	84.4%	87.9%

* This is based on patients treated on this contract for their most recent course of treatment. Figures in italics indicate the base number of FP17s or Patient Questionnaire responses are less than 100. N/A is shown where the base number of responses is less than 10 during the period. % is calculated as Quantity/Base number*100

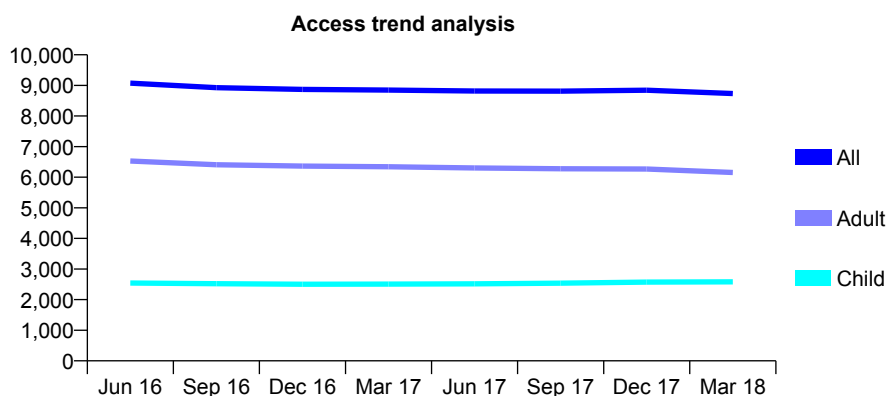
Q63 - Vital Signs At a Glance Contract Report for 186198/0001 - March 2018

Name or company name	S Cowley, R Ingham and J Angelo
Contract type name	GDS Contract
Purpose of contract	General
Contract start date	03/12/2012
Contract end date	

17/18 Contracted general activity (UDA)	29,500
Carry forward general activity (UDA)	-66
17/18 Contracted orthodontic activity (UOA)	0
Carry forward orthodontic activity (UOA)	0
Baseline contract value	£831,221.86

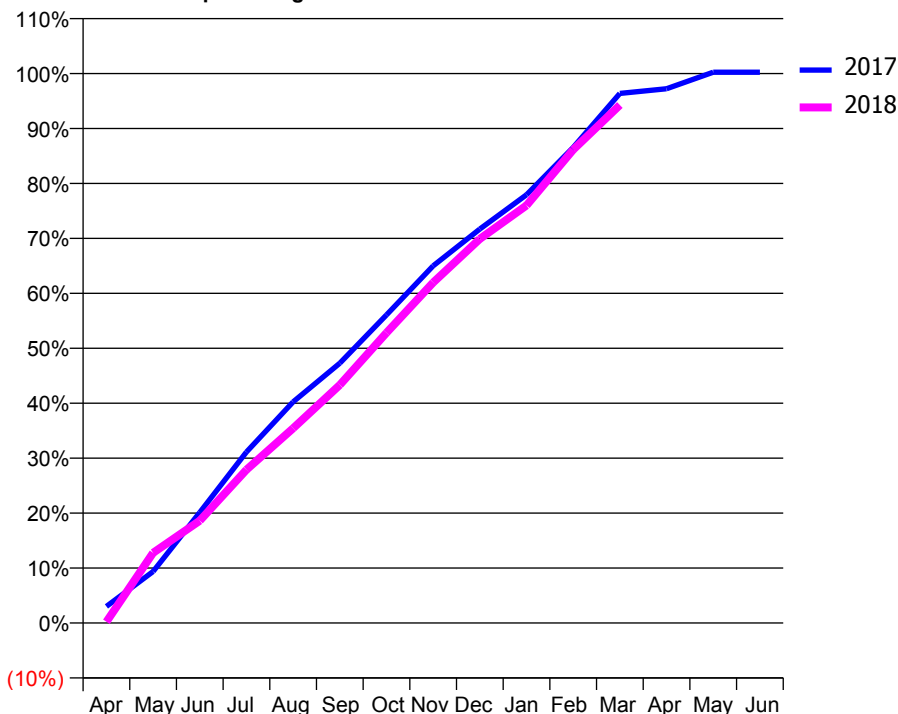
ACCESS*

Patients seen in 24 months	Total	Change since previous quarter
Quarter ending March 2017	8,848	
Quarter ending June 2017	8,819	→
Quarter ending September 2017	8,811	→
Quarter ending December 2017	8,841	→
Quarter ending March 2018	8,734	↓
Variance since March 2017	(1.3%)	↓



ACTIVITY

Cumulative percentage of contracted UDA delivered 2017 & 2018



Month	Adjusted Scheduled Activity (UDA)	
	2017	2018
April	888	66
May	2,770	3,768
June	5,940	5,494
July	9,185	8,230
August	11,876	10,457
September	13,949	12,782
October	16,540	15,581
November	19,172	18,279
December	21,148	20,623
January	22,989	22,415
February	25,535	25,409
March	28,431	27,810
April	28,680	
May	29,567	
June	29,566	

QUALITY

	Quantity	Base Number	Contract	AT	Region	England
% of FP17s for the same patient ID Re-attending within 3 months - Children	310	3,585	8.6%	10.1%	11.5%	11.9%
% of FP17s for the same patient ID Re-attending within 3 months - Adults	954	6,700	14.2%	15.5%	16.8%	16.0%
% of FP17s for the same patient ID Re-attending between 3 & 9 months - Children	1,804	3,585	50.3%	48.4%	47.7%	58.3%
% of FP17s for the same patient ID Re-attending between 3 & 9 months - Adults	2,752	6,700	41.1%	38.1%	38.2%	50.3%
% of FP17s for Band 1 Urgent Courses	872	9,887	8.8%	10.1%	10.6%	9.1%
% of FP17s Relating to Free Repair or Replacements	69	9,887	0.7%	0.6%	0.6%	0.8%
% of FP17s Relating to Continuations	218	9,887	2.2%	0.9%	0.8%	1.0%
% of Patients satisfied with the dentistry they have received	5	5	N/A	90.1%	89.3%	91.5%
% of Patients satisfied with the time they had to wait for an appointment	4	5	N/A	86.9%	84.4%	87.9%

* This is based on patients treated on this contract for their most recent course of treatment. Figures in italics indicate the base number of FP17s or Patient Questionnaire responses are less than 100. N/A is shown where the base number of responses is less than 10 during the period. % is calculated as Quantity/Base number*100

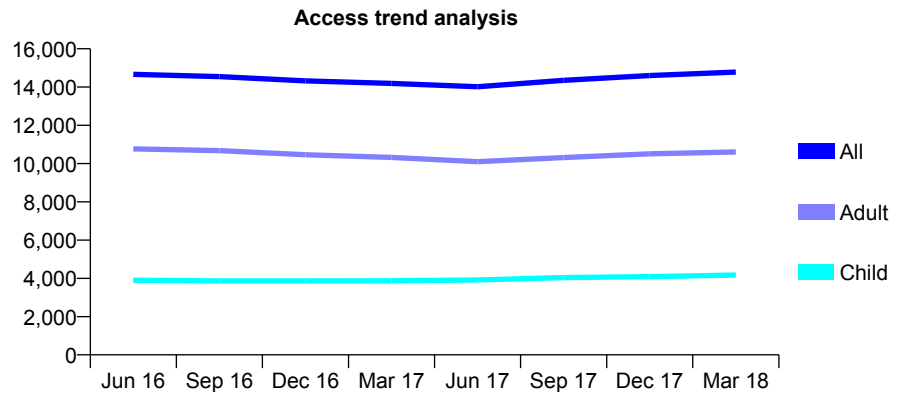
Q63 - Vital Signs At a Glance Contract Report for 186228/0001 - March 2018

Name or company name	Bexleyheath Dental Practice Ltd
Contract type name	GDS Contract
Purpose of contract	General
Contract start date	01/04/2010
Contract end date	

17/18 Contracted general activity (UDA)	32,882
Carry forward general activity (UDA)	86
17/18 Contracted orthodontic activity (UOA)	0
Carry forward orthodontic activity (UOA)	0
Baseline contract value	£983,094.70

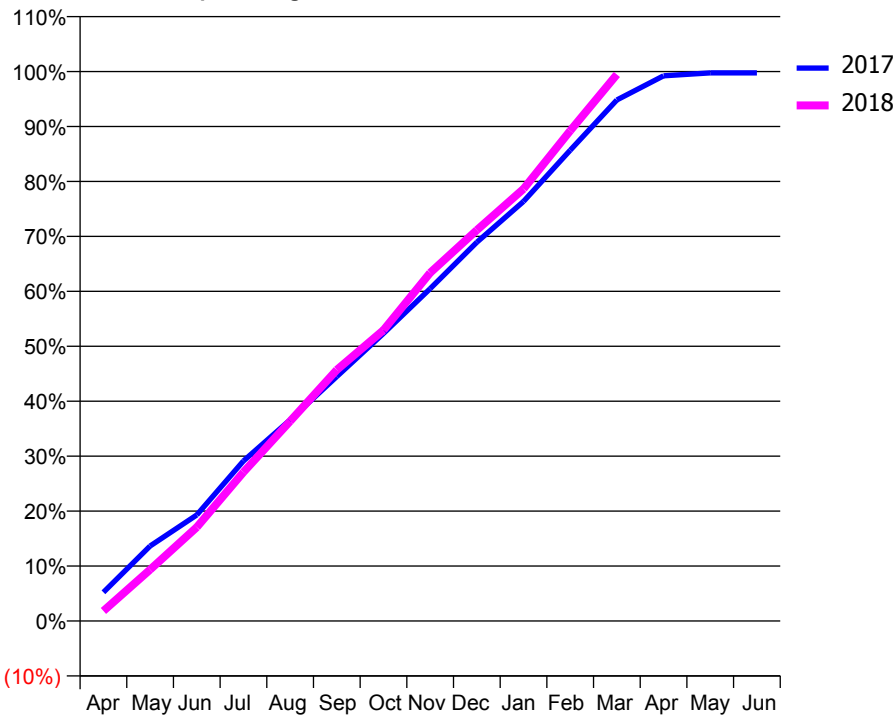
ACCESS*

Patients seen in 24 months	Total	Change since previous quarter
Quarter ending March 2017	14,193	
Quarter ending June 2017	14,016	↓
Quarter ending September 2017	14,353	↑
Quarter ending December 2017	14,604	→
Quarter ending March 2018	14,781	→
Variance since March 2017	4.1%	↑



ACTIVITY

Cumulative percentage of contracted UDA delivered 2017 & 2018



Month	Adjusted Scheduled Activity (UDA)	
	2017	2018
April	1,718	605
May	4,488	3,074
June	6,351	5,616
July	9,580	8,905
August	12,038	11,961
September	14,634	15,033
October	17,207	17,408
November	19,891	20,836
December	22,670	23,396
January	25,110	25,854
February	28,173	29,336
March	31,179	32,701
April	32,622	
May	32,796	
June	32,796	

QUALITY

	Quantity	Base Number	Contract	AT	Region	England
% of FP17s for the same patient ID Re-attending within 3 months - Children	318	4,823	6.6%	10.1%	11.5%	11.9%
% of FP17s for the same patient ID Re-attending within 3 months - Adults	1,144	10,627	10.8%	15.5%	16.8%	16.0%
% of FP17s for the same patient ID Re-attending between 3 & 9 months - Children	1,715	4,823	35.6%	48.4%	47.7%	58.3%
% of FP17s for the same patient ID Re-attending between 3 & 9 months - Adults	2,851	10,627	26.8%	38.1%	38.2%	50.3%
% of FP17s for Band 1 Urgent Courses	1,295	14,940	8.7%	10.1%	10.6%	9.1%
% of FP17s Relating to Free Repair or Replacements	13	14,940	0.1%	0.6%	0.6%	0.8%
% of FP17s Relating to Continuations	174	14,940	1.2%	0.9%	0.8%	1.0%
% of Patients satisfied with the dentistry they have received	9	10	90.0%	90.1%	89.3%	91.5%
% of Patients satisfied with the time they had to wait for an appointment	9	10	90.0%	86.9%	84.4%	87.9%

* This is based on patients treated on this contract for their most recent course of treatment. Figures in italics indicate the base number of FP17s or Patient Questionnaire responses are less than 100. N/A is shown where the base number of responses is less than 10 during the period. % is calculated as Quantity/Base number*100

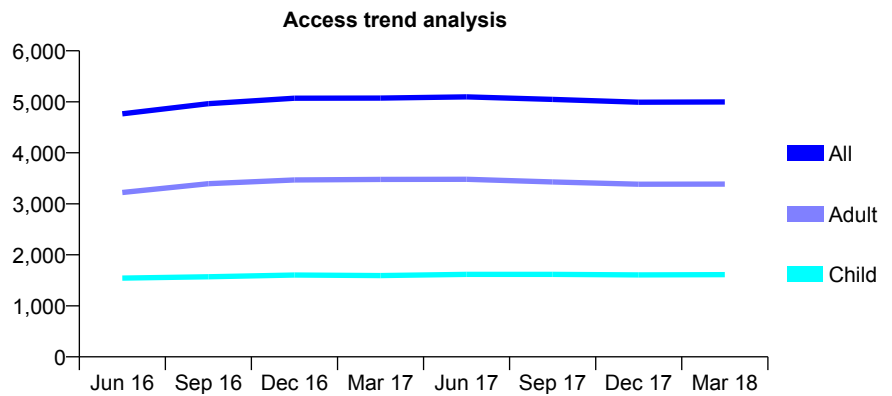
Q63 - Vital Signs At a Glance Contract Report for 186910/0001 - March 2018

Name or company name	Dentistree Battersea
Contract type name	GDS Contract
Purpose of contract	General
Contract start date	28/03/2013
Contract end date	

17/18 Contracted general activity (UDA)	11,500
Carry forward general activity (UDA)	17
17/18 Contracted orthodontic activity (UOA)	0
Carry forward orthodontic activity (UOA)	0
Baseline contract value	£324,102.83

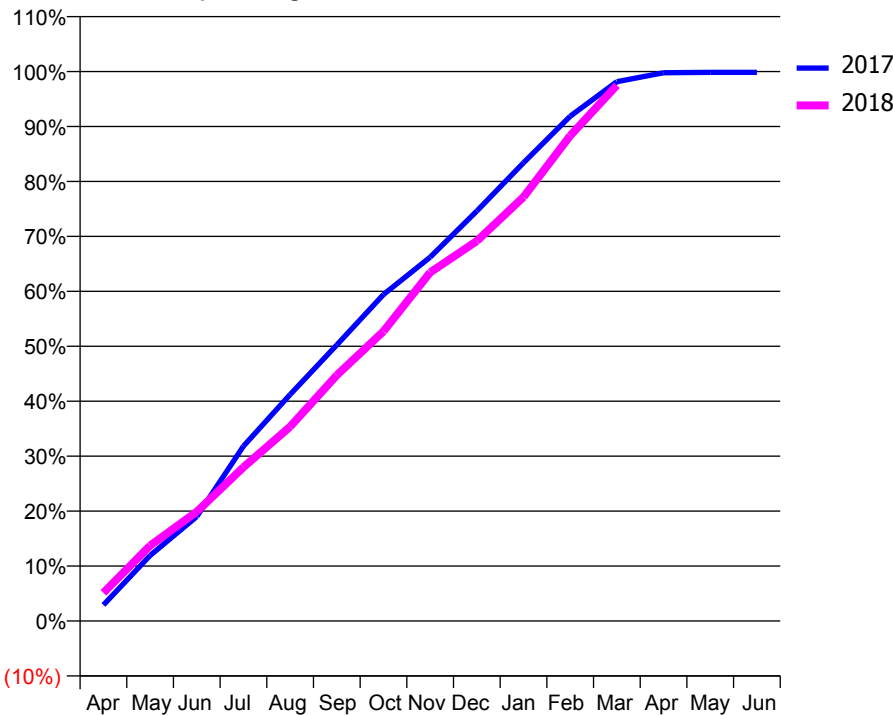
ACCESS*

Patients seen in 24 months	Total	Change since previous quarter
Quarter ending March 2017	5,072	
Quarter ending June 2017	5,096	→
Quarter ending September 2017	5,046	→
Quarter ending December 2017	4,992	↓
Quarter ending March 2018	4,998	→
Variance since March 2017	(1.5%)	↓



ACTIVITY

Cumulative percentage of contracted UDA delivered 2017 & 2018



Month	Adjusted Scheduled Activity (UDA)	
	2017	2018
April	336	591
May	1,372	1,577
June	2,186	2,288
July	3,661	3,218
August	4,740	4,068
September	5,778	5,146
October	6,832	6,063
November	7,614	7,295
December	8,579	7,951
January	9,591	8,873
February	10,565	10,156
March	11,286	11,210
April	11,475	
May	11,483	
June	11,483	

QUALITY

	Quantity	Base Number	Contract	AT	Region	England
% of FP17s for the same patient ID Re-attending within 3 months - Children	164	2,442	6.7%	10.1%	11.5%	11.9%
% of FP17s for the same patient ID Re-attending within 3 months - Adults	531	3,954	13.4%	15.5%	16.8%	16.0%
% of FP17s for the same patient ID Re-attending between 3 & 9 months - Children	1,532	2,442	62.7%	48.4%	47.7%	58.3%
% of FP17s for the same patient ID Re-attending between 3 & 9 months - Adults	1,686	3,954	42.6%	38.1%	38.2%	50.3%
% of FP17s for Band 1 Urgent Courses	626	6,295	9.9%	10.1%	10.6%	9.1%
% of FP17s Relating to Free Repair or Replacements	29	6,295	0.5%	0.6%	0.6%	0.8%
% of FP17s Relating to Continuations	21	6,295	0.3%	0.9%	0.8%	1.0%
% of Patients satisfied with the dentistry they have received	0	0	N/A	90.1%	89.3%	91.5%
% of Patients satisfied with the time they had to wait for an appointment	0	0	N/A	86.9%	84.4%	87.9%

* This is based on patients treated on this contract for their most recent course of treatment. Figures in italics indicate the base number of FP17s or Patient Questionnaire responses are less than 100. N/A is shown where the base number of responses is less than 10 during the period. % is calculated as Quantity/Base number*100

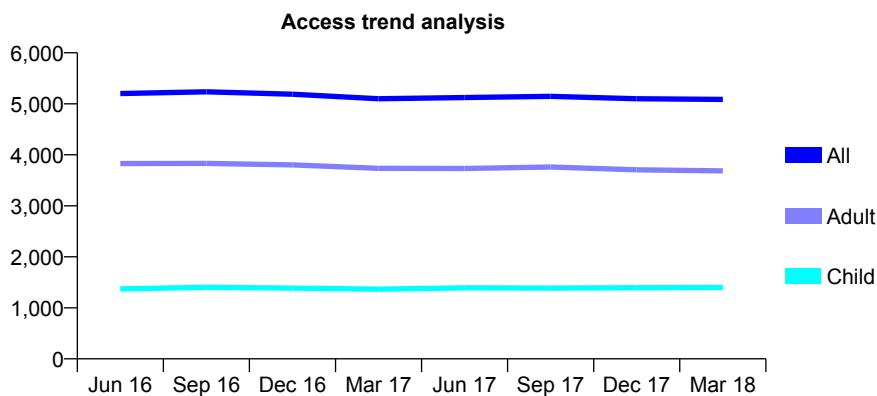
Q63 - Vital Signs At a Glance Contract Report for 186937/0001 - March 2018

Name or company name	Dr A.K. Patel & Dr S.N. Patel
Contract type name	GDS Contract
Purpose of contract	General
Contract start date	01/03/2008
Contract end date	

17/18 Contracted general activity (UDA)	15,553
Carry forward general activity (UDA)	0
17/18 Contracted orthodontic activity (UOA)	0
Carry forward orthodontic activity (UOA)	0
Baseline contract value	£440,723.00

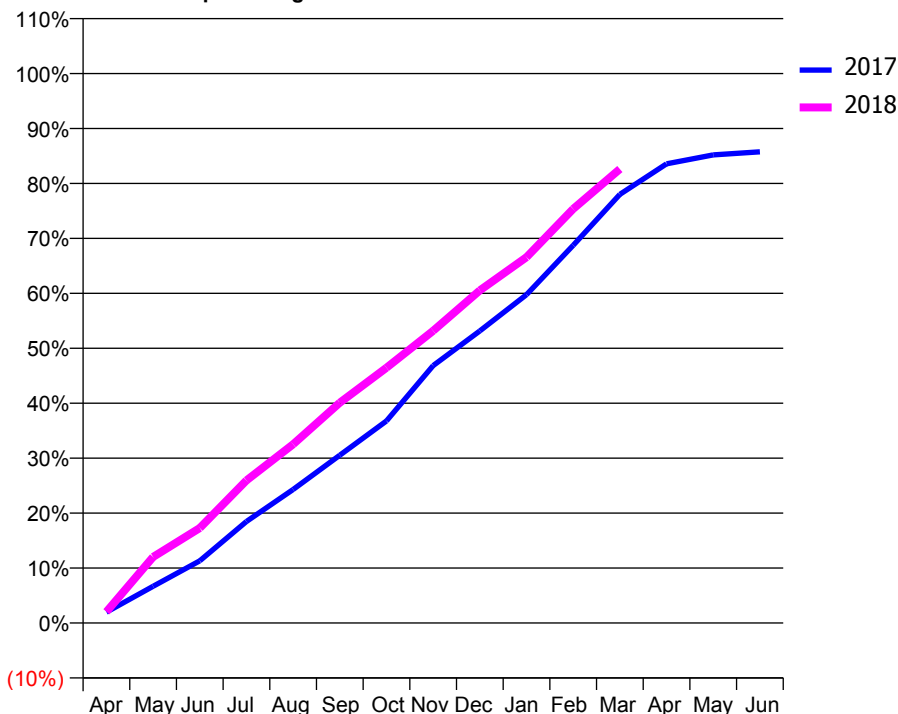
ACCESS*

Patients seen in 24 months	Total	Change since previous quarter
Quarter ending March 2017	5,100	
Quarter ending June 2017	5,124	→
Quarter ending September 2017	5,147	→
Quarter ending December 2017	5,099	→
Quarter ending March 2018	5,086	→
Variance since March 2017	(0.3%)	→



ACTIVITY

Cumulative percentage of contracted UDA delivered 2017 & 2018



Month	Adjusted Scheduled Activity (UDA)	
	2017	2018
April	308	319
May	1,040	1,870
June	1,762	2,691
July	2,872	4,037
August	3,781	5,060
September	4,752	6,236
October	5,720	7,227
November	7,286	8,273
December	8,269	9,415
January	9,294	10,353
February	10,690	11,719
March	12,130	12,849
April	12,995	
May	13,249	
June	13,338	

QUALITY

	Quantity	Base Number	Contract	AT	Region	England
% of FP17s for the same patient ID Re-attending within 3 months - Children	144	1,776	8.1%	10.1%	11.5%	11.9%
% of FP17s for the same patient ID Re-attending within 3 months - Adults	558	3,794	14.7%	15.5%	16.8%	16.0%
% of FP17s for the same patient ID Re-attending between 3 & 9 months - Children	819	1,776	46.1%	48.4%	47.7%	58.3%
% of FP17s for the same patient ID Re-attending between 3 & 9 months - Adults	1,215	3,794	32.0%	38.1%	38.2%	50.3%
% of FP17s for Band 1 Urgent Courses	598	5,136	11.6%	10.1%	10.6%	9.1%
% of FP17s Relating to Free Repair or Replacements	33	5,136	0.6%	0.6%	0.6%	0.8%
% of FP17s Relating to Continuations	58	5,136	1.1%	0.9%	0.8%	1.0%
% of Patients satisfied with the dentistry they have received	2	2	N/A	90.1%	89.3%	91.5%
% of Patients satisfied with the time they had to wait for an appointment	2	2	N/A	86.9%	84.4%	87.9%

* This is based on patients treated on this contract for their most recent course of treatment. Figures in italics indicate the base number of FP17s or Patient Questionnaire responses are less than 100. N/A is shown where the base number of responses is less than 10 during the period. % is calculated as Quantity/Base number*100

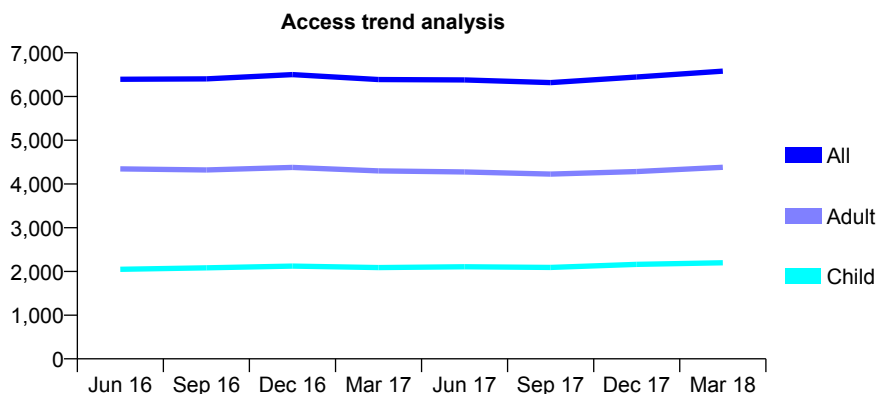
Q63 - Vital Signs At a Glance Contract Report for 187054/0001 - March 2018

Name or company name	Dr Jiten Patel and Dr Svinita Rina Bhavna f
Contract type name	GDS Contract
Purpose of contract	General
Contract start date	06/02/2014
Contract end date	

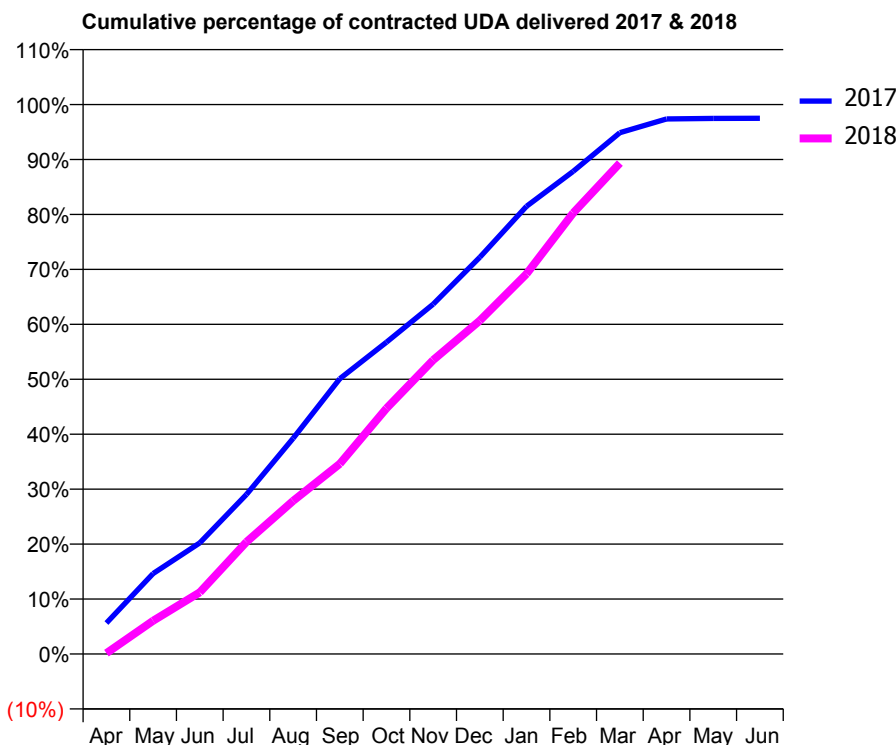
17/18 Contracted general activity (UDA)	14,029
Carry forward general activity (UDA)	353
17/18 Contracted orthodontic activity (UOA)	0
Carry forward orthodontic activity (UOA)	0
Baseline contract value	£336,915.26

ACCESS*

Patients seen in 24 months	Total	Change since previous quarter
Quarter ending March 2017	6,387	
Quarter ending June 2017	6,380	→
Quarter ending September 2017	6,319	→
Quarter ending December 2017	6,447	↑
Quarter ending March 2018	6,581	↑
Variance since March 2017	3.0%	↑



ACTIVITY



Month	Adjusted Scheduled Activity (UDA)	
	2017	2018
April	790	22
May	2,053	848
June	2,838	1,576
July	4,073	2,861
August	5,508	3,911
September	7,028	4,855
October	7,961	6,272
November	8,931	7,505
December	10,130	8,514
January	11,430	9,704
February	12,322	11,259
March	13,311	12,533
April	13,661	
May	13,674	
June	13,676	

QUALITY

	Quantity	Base Number	Contract	AT	Region	England
% of FP17s for the same patient ID Re-attending within 3 months - Children	126	2,658	4.7%	10.1%	11.5%	11.9%
% of FP17s for the same patient ID Re-attending within 3 months - Adults	493	4,623	10.7%	15.5%	16.8%	16.0%
% of FP17s for the same patient ID Re-attending between 3 & 9 months - Children	1,068	2,658	40.2%	48.4%	47.7%	58.3%
% of FP17s for the same patient ID Re-attending between 3 & 9 months - Adults	1,631	4,623	35.3%	38.1%	38.2%	50.3%
% of FP17s for Band 1 Urgent Courses	592	7,075	8.4%	10.1%	10.6%	9.1%
% of FP17s Relating to Free Repair or Replacements	25	7,075	0.4%	0.6%	0.6%	0.8%
% of FP17s Relating to Continuations	10	7,075	0.1%	0.9%	0.8%	1.0%
% of Patients satisfied with the dentistry they have received	4	4	N/A	90.1%	89.3%	91.5%
% of Patients satisfied with the time they had to wait for an appointment	3	4	N/A	86.9%	84.4%	87.9%

* This is based on patients treated on this contract for their most recent course of treatment. Figures in italics indicate the base number of FP17s or Patient Questionnaire responses are less than 100. N/A is shown where the base number of responses is less than 10 during the period. % is calculated as Quantity/Base number*100

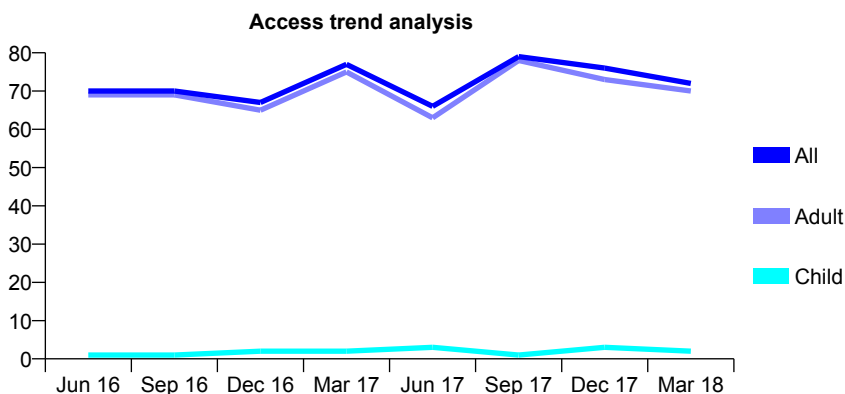
Q63 - Vital Signs At a Glance Contract Report for 187100/0001 - March 2018

Name or company name	V Jasani-DwSI Endodontics
Contract type name	PDS Contract
Purpose of contract	General
Contract start date	20/04/2009
Contract end date	31/03/2018

17/18 Contracted general activity (UDA)	300
Carry forward general activity (UDA)	0
17/18 Contracted orthodontic activity (UOA)	0
Carry forward orthodontic activity (UOA)	0
Baseline contract value	£41,945.07

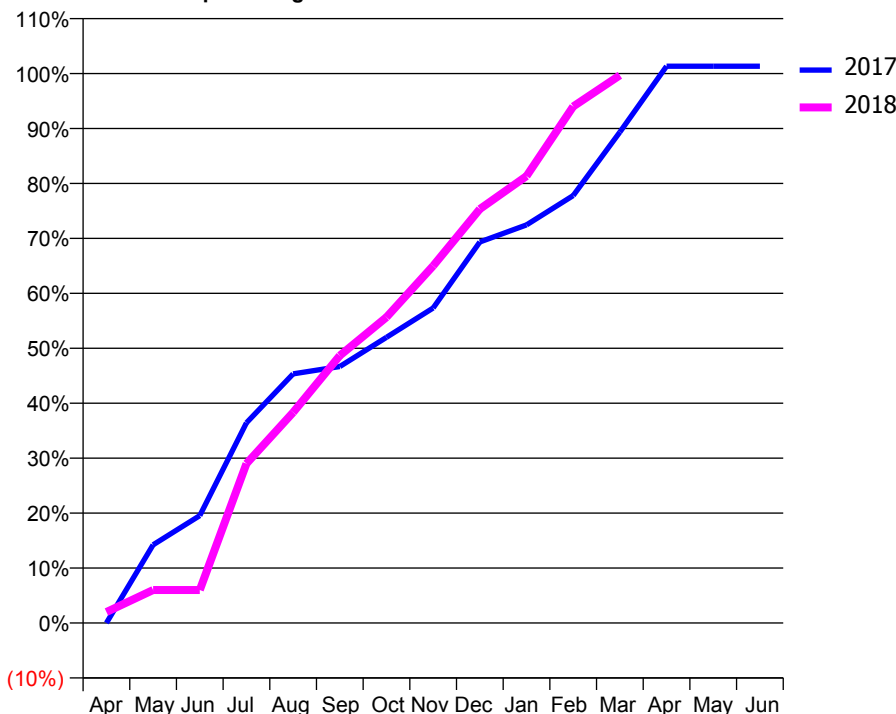
ACCESS*

Patients seen in 24 months	Total	Change since previous quarter
Quarter ending March 2017	77	
Quarter ending June 2017	66	↓
Quarter ending September 2017	79	↑
Quarter ending December 2017	76	↓
Quarter ending March 2018	72	↓
Variance since March 2017	(6.5%)	↓



ACTIVITY

Cumulative percentage of contracted UDA delivered 2017 & 2018



Month	Adjusted Scheduled Activity (UDA)	
	2017	2018
April	0	6
May	32	18
June	44	18
July	82	87
August	102	115
September	105	146
October	117	167
November	129	195
December	156	226
January	163	244
February	175	282
March	201	299
April	228	
May	228	
June	228	

QUALITY

	Quantity	Base Number	Contract	AT	Region	England
% of FP17s for the same patient ID Re-attending within 3 months - Children	0	7	0.0%	10.1%	11.5%	11.9%
% of FP17s for the same patient ID Re-attending within 3 months - Adults	11	115	9.6%	15.5%	16.8%	16.0%
% of FP17s for the same patient ID Re-attending between 3 & 9 months - Children	0	7	0.0%	48.4%	47.7%	58.3%
% of FP17s for the same patient ID Re-attending between 3 & 9 months - Adults	2	115	1.7%	38.1%	38.2%	50.3%
% of FP17s for Band 1 Urgent Courses	0	111	0.0%	10.1%	10.6%	9.1%
% of FP17s Relating to Free Repair or Replacements	0	111	0.0%	0.6%	0.6%	0.8%
% of FP17s Relating to Continuations	1	111	0.9%	0.9%	0.8%	1.0%
% of Patients satisfied with the dentistry they have received	0	0	N/A	90.1%	89.3%	91.5%
% of Patients satisfied with the time they had to wait for an appointment	0	0	N/A	86.9%	84.4%	87.9%

* This is based on patients treated on this contract for their most recent course of treatment. Figures in italics indicate the base number of FP17s or Patient Questionnaire responses are less than 100. N/A is shown where the base number of responses is less than 10 during the period. % is calculated as Quantity/Base number*100

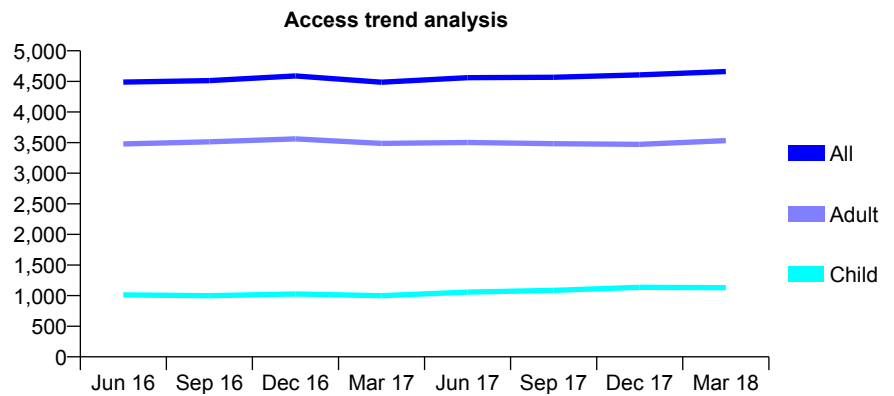
Q63 - Vital Signs At a Glance Contract Report for 187488/0001 - March 2018

Name or company name	Purley Dental Care
Contract type name	GDS Contract
Purpose of contract	General
Contract start date	20/06/2012
Contract end date	

17/18 Contracted general activity (UDA)	10,771
Carry forward general activity (UDA)	170
17/18 Contracted orthodontic activity (UOA)	0
Carry forward orthodontic activity (UOA)	0
Baseline contract value	£244,079.97

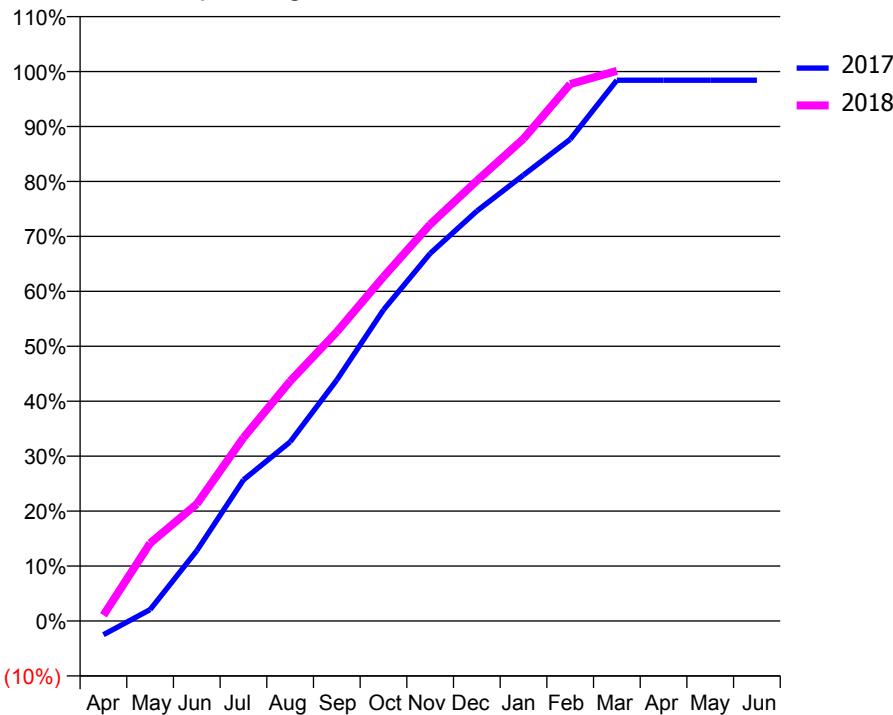
ACCESS*

Patients seen in 24 months	Total	Change since previous quarter
Quarter ending March 2017	4,486	
Quarter ending June 2017	4,561	→
Quarter ending September 2017	4,568	→
Quarter ending December 2017	4,607	→
Quarter ending March 2018	4,662	→
Variance since March 2017	3.9%	↑



ACTIVITY

Cumulative percentage of contracted UDA delivered 2017 & 2018



Month	Adjusted Scheduled Activity (UDA)	
	2017	2018
April	-272	114
May	225	1,526
June	1,378	2,293
July	2,767	3,591
August	3,512	4,700
September	4,723	5,668
October	6,100	6,747
November	7,204	7,775
December	8,035	8,629
January	8,742	9,452
February	9,442	10,524
March	10,601	10,783
April	10,601	
May	10,601	
June	10,601	

QUALITY

	Quantity	Base Number	Contract	AT	Region	England
% of FP17s for the same patient ID Re-attending within 3 months - Children	71	1,354	5.2%	10.1%	11.5%	11.9%
% of FP17s for the same patient ID Re-attending within 3 months - Adults	361	3,608	10.0%	15.5%	16.8%	16.0%
% of FP17s for the same patient ID Re-attending between 3 & 9 months - Children	525	1,354	38.8%	48.4%	47.7%	58.3%
% of FP17s for the same patient ID Re-attending between 3 & 9 months - Adults	1,472	3,608	40.8%	38.1%	38.2%	50.3%
% of FP17s for Band 1 Urgent Courses	349	4,962	7.0%	10.1%	10.6%	9.1%
% of FP17s Relating to Free Repair or Replacements	63	4,962	1.3%	0.6%	0.6%	0.8%
% of FP17s Relating to Continuations	49	4,962	1.0%	0.9%	0.8%	1.0%
% of Patients satisfied with the dentistry they have received	2	2	N/A	90.1%	89.3%	91.5%
% of Patients satisfied with the time they had to wait for an appointment	2	2	N/A	86.9%	84.4%	87.9%

* This is based on patients treated on this contract for their most recent course of treatment. Figures in italics indicate the base number of FP17s or Patient Questionnaire responses are less than 100. N/A is shown where the base number of responses is less than 10 during the period. % is calculated as Quantity/Base number*100

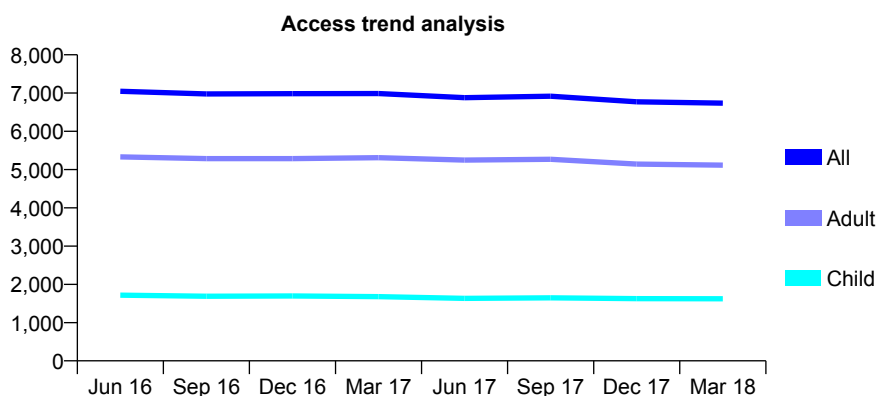
Q63 - Vital Signs At a Glance Contract Report for 188794/0001 - March 2018

Name or company name	Dr P Patel & Dr R Chadha
Contract type name	GDS Contract
Purpose of contract	General
Contract start date	01/04/2014
Contract end date	

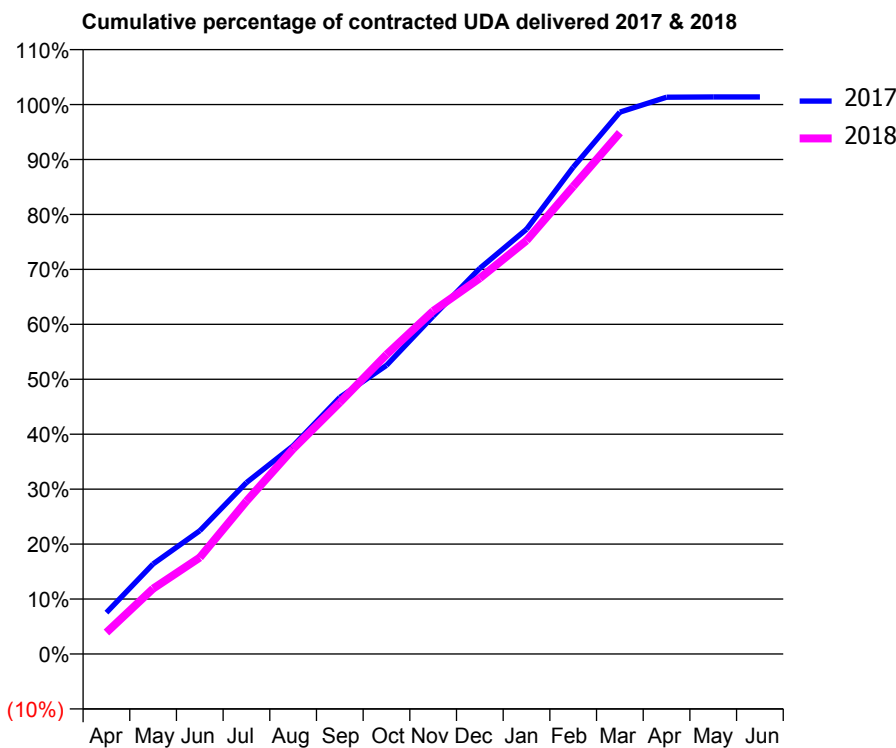
17/18 Contracted general activity (UDA)	17,100
Carry forward general activity (UDA)	-237
17/18 Contracted orthodontic activity (UOA)	0
Carry forward orthodontic activity (UOA)	0
Baseline contract value	£601,988.96

ACCESS*

Patients seen in 24 months	Total	Change since previous quarter
Quarter ending March 2017	6,988	
Quarter ending June 2017	6,880	↓
Quarter ending September 2017	6,916	→
Quarter ending December 2017	6,771	↓
Quarter ending March 2018	6,738	→
Variance since March 2017	(3.6%)	↓



ACTIVITY



Month	Adjusted Scheduled Activity (UDA)	
	2017	2018
April	1,289	670
May	2,802	2,036
June	3,836	3,004
July	5,336	4,758
August	6,481	6,386
September	7,985	7,830
October	8,984	9,319
November	10,515	10,676
December	12,001	11,694
January	13,219	12,867
February	15,147	14,550
March	16,863	16,221
April	17,326	
May	17,337	
June	17,337	

QUALITY

	Quantity	Base Number	Contract	AT	Region	England
% of FP17s for the same patient ID Re-attending within 3 months - Children	130	1,859	7.0%	10.1%	11.5%	11.9%
% of FP17s for the same patient ID Re-attending within 3 months - Adults	894	5,369	16.7%	15.5%	16.8%	16.0%
% of FP17s for the same patient ID Re-attending between 3 & 9 months - Children	818	1,859	44.0%	48.4%	47.7%	58.3%
% of FP17s for the same patient ID Re-attending between 3 & 9 months - Adults	1,917	5,369	35.7%	38.1%	38.2%	50.3%
% of FP17s for Band 1 Urgent Courses	906	7,040	12.9%	10.1%	10.6%	9.1%
% of FP17s Relating to Free Repair or Replacements	43	7,040	0.6%	0.6%	0.6%	0.8%
% of FP17s Relating to Continuations	71	7,040	1.0%	0.9%	0.8%	1.0%
% of Patients satisfied with the dentistry they have received	4	5	N/A	90.1%	89.3%	91.5%
% of Patients satisfied with the time they had to wait for an appointment	4	5	N/A	86.9%	84.4%	87.9%

* This is based on patients treated on this contract for their most recent course of treatment. Figures in italics indicate the base number of FP17s or Patient Questionnaire responses are less than 100. N/A is shown where the base number of responses is less than 10 during the period. % is calculated as Quantity/Base number*100

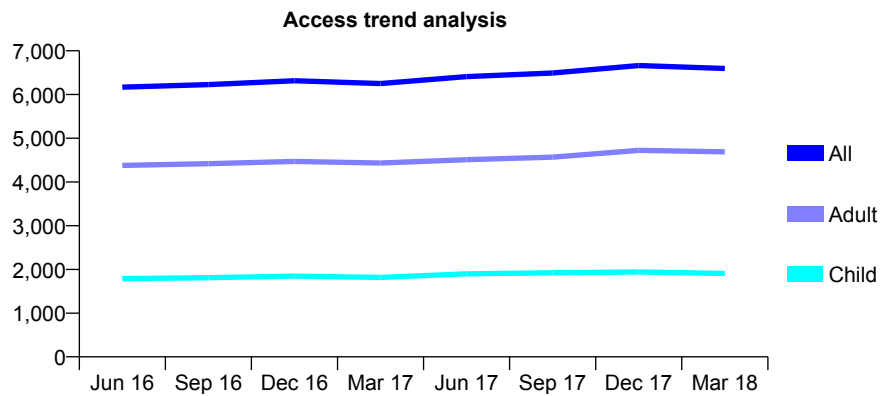
Q63 - Vital Signs At a Glance Contract Report for 188824/0001 - March 2018

Name or company name	Dr S Balachandran and Dr D Chellappah
Contract type name	GDS Contract
Purpose of contract	General
Contract start date	01/01/2013
Contract end date	

17/18 Contracted general activity (UDA)	18,000
Carry forward general activity (UDA)	94
17/18 Contracted orthodontic activity (UOA)	0
Carry forward orthodontic activity (UOA)	0
Baseline contract value	£469,964.41

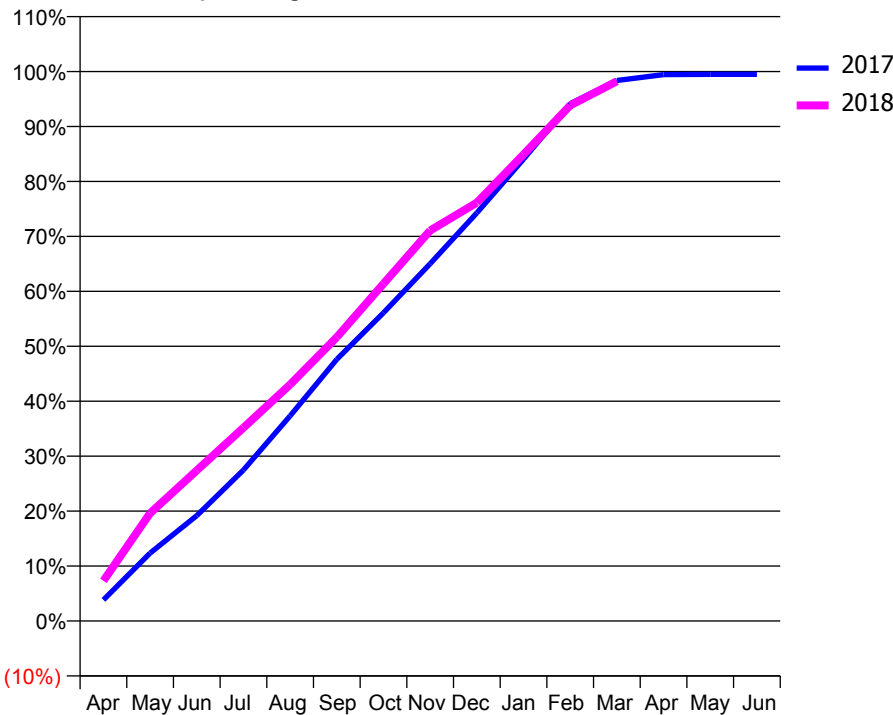
ACCESS*

Patients seen in 24 months	Total	Change since previous quarter
Quarter ending March 2017	6,250	
Quarter ending June 2017	6,411	↑
Quarter ending September 2017	6,491	→
Quarter ending December 2017	6,664	↑
Quarter ending March 2018	6,597	↓
Variance since March 2017	5.6%	↑



ACTIVITY

Cumulative percentage of contracted UDA delivered 2017 & 2018



Month	Adjusted Scheduled Activity (UDA)	
	2017	2018
April	694	1,319
May	2,227	3,532
June	3,454	4,932
July	4,948	6,333
August	6,720	7,748
September	8,574	9,298
October	10,097	11,048
November	11,702	12,793
December	13,367	13,703
January	15,128	15,283
February	16,944	16,890
March	17,704	17,678
April	17,898	
May	17,906	
June	17,906	

QUALITY

	Quantity	Base Number	Contract	AT	Region	England
% of FP17s for the same patient ID Re-attending within 3 months - Children	214	3,020	7.1%	10.1%	11.5%	11.9%
% of FP17s for the same patient ID Re-attending within 3 months - Adults	530	5,632	9.4%	15.5%	16.8%	16.0%
% of FP17s for the same patient ID Re-attending between 3 & 9 months - Children	1,880	3,020	62.3%	48.4%	47.7%	58.3%
% of FP17s for the same patient ID Re-attending between 3 & 9 months - Adults	2,655	5,632	47.1%	38.1%	38.2%	50.3%
% of FP17s for Band 1 Urgent Courses	828	8,499	9.7%	10.1%	10.6%	9.1%
% of FP17s Relating to Free Repair or Replacements	48	8,499	0.6%	0.6%	0.6%	0.8%
% of FP17s Relating to Continuations	3	8,499	0.0%	0.9%	0.8%	1.0%
% of Patients satisfied with the dentistry they have received	2	3	N/A	90.1%	89.3%	91.5%
% of Patients satisfied with the time they had to wait for an appointment	3	3	N/A	86.9%	84.4%	87.9%

* This is based on patients treated on this contract for their most recent course of treatment. Figures in italics indicate the base number of FP17s or Patient Questionnaire responses are less than 100. N/A is shown where the base number of responses is less than 10 during the period. % is calculated as Quantity/Base number*100

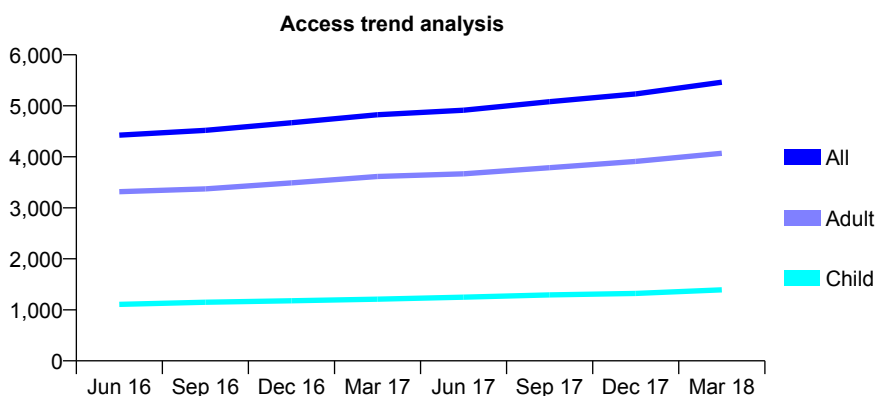
Q63 - Vital Signs At a Glance Contract Report for 189006/0001 - March 2018

Name or company name	Smile 4U Limited
Contract type name	GDS Contract
Purpose of contract	General
Contract start date	04/01/2010
Contract end date	

17/18 Contracted general activity (UDA)	14,250
Carry forward general activity (UDA)	-161
17/18 Contracted orthodontic activity (UOA)	0
Carry forward orthodontic activity (UOA)	0
Baseline contract value	£365,251.30

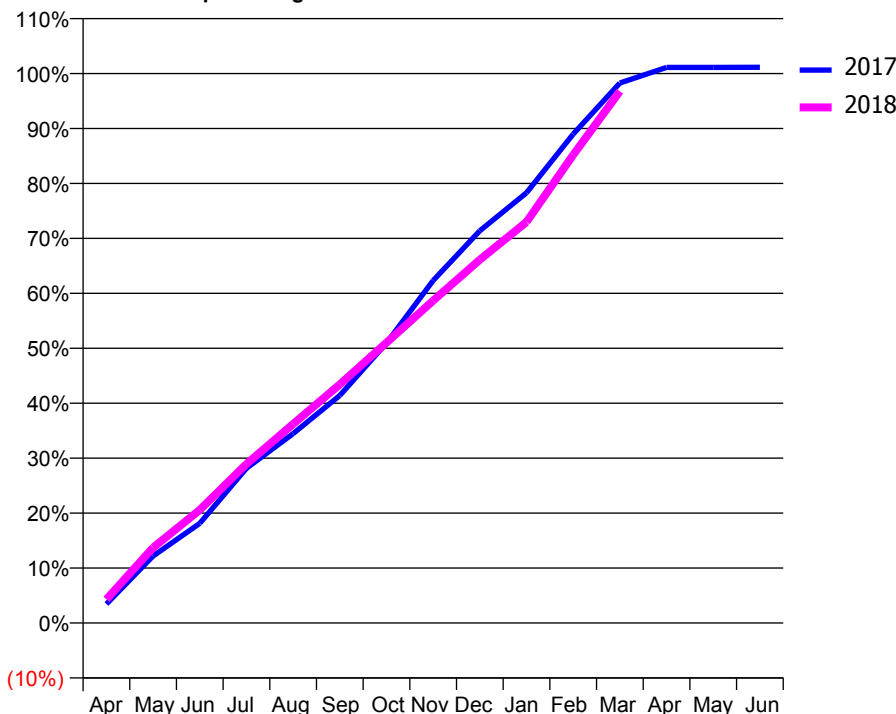
ACCESS*

Patients seen in 24 months	Total	Change since previous quarter
Quarter ending March 2017	4,824	
Quarter ending June 2017	4,914	→
Quarter ending September 2017	5,081	↑
Quarter ending December 2017	5,232	↑
Quarter ending March 2018	5,462	↑
Variance since March 2017	13.2%	↑



ACTIVITY

Cumulative percentage of contracted UDA delivered 2017 & 2018



Month	Adjusted Scheduled Activity (UDA)	
	2017	2018
April	491	614
May	1,739	1,954
June	2,586	2,936
July	4,013	4,123
August	4,912	5,160
September	5,903	6,189
October	7,261	7,272
November	8,882	8,359
December	10,173	9,420
January	11,157	10,401
February	12,679	12,139
March	14,002	13,791
April	14,407	
May	14,408	
June	14,411	

QUALITY

	Quantity	Base Number	Contract	AT	Region	England
% of FP17s for the same patient ID Re-attending within 3 months - Children	100	1,914	5.2%	10.1%	11.5%	11.9%
% of FP17s for the same patient ID Re-attending within 3 months - Adults	482	4,790	10.1%	15.5%	16.8%	16.0%
% of FP17s for the same patient ID Re-attending between 3 & 9 months - Children	1,091	1,914	57.0%	48.4%	47.7%	58.3%
% of FP17s for the same patient ID Re-attending between 3 & 9 months - Adults	2,204	4,790	46.0%	38.1%	38.2%	50.3%
% of FP17s for Band 1 Urgent Courses	534	6,552	8.2%	10.1%	10.6%	9.1%
% of FP17s Relating to Free Repair or Replacements	37	6,552	0.6%	0.6%	0.6%	0.8%
% of FP17s Relating to Continuations	16	6,552	0.2%	0.9%	0.8%	1.0%
% of Patients satisfied with the dentistry they have received	0	0	N/A	90.1%	89.3%	91.5%
% of Patients satisfied with the time they had to wait for an appointment	0	0	N/A	86.9%	84.4%	87.9%

* This is based on patients treated on this contract for their most recent course of treatment. Figures in italics indicate the base number of FP17s or Patient Questionnaire responses are less than 100. N/A is shown where the base number of responses is less than 10 during the period. % is calculated as Quantity/Base number*100

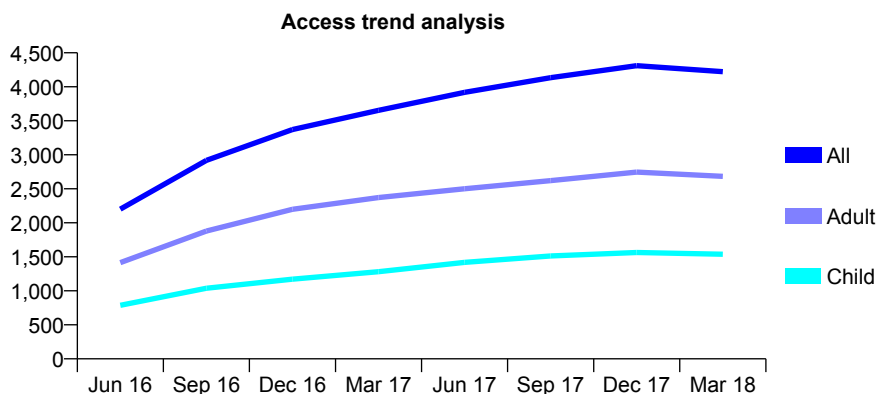
Q63 - Vital Signs At a Glance Contract Report for 192090/0001 - March 2018

Name or company name	Oasis Dental Care
Contract type name	GDS Contract
Purpose of contract	General
Contract start date	01/01/2016
Contract end date	

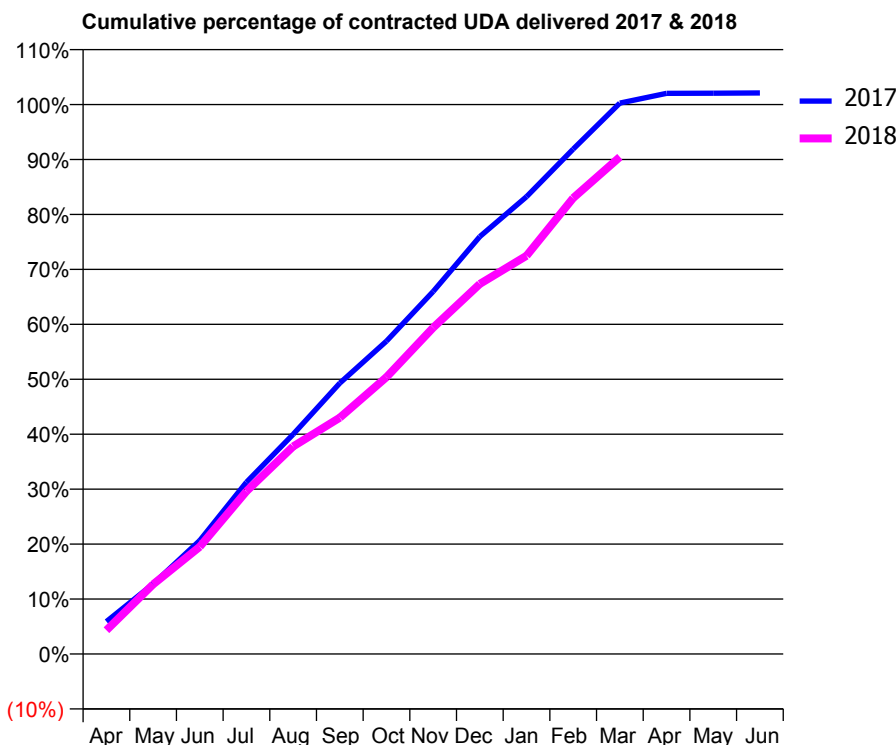
17/18 Contracted general activity (UDA)	12,796
Carry forward general activity (UDA)	0
17/18 Contracted orthodontic activity (UOA)	0
Carry forward orthodontic activity (UOA)	0
Baseline contract value	£368,116.71

ACCESS*

Patients seen in 24 months	Total	Change since previous quarter
Quarter ending March 2017	3,653	
Quarter ending June 2017	3,919	↑
Quarter ending September 2017	4,134	↑
Quarter ending December 2017	4,310	↑
Quarter ending March 2018	4,222	↓
Variance since March 2017	15.6%	↑



ACTIVITY



Month	Adjusted Scheduled Activity (UDA)	
	2017	2018
April	757	554
May	1,632	1,622
June	2,645	2,499
July	4,000	3,789
August	5,117	4,833
September	6,308	5,503
October	7,285	6,447
November	8,443	7,600
December	9,721	8,619
January	10,650	9,274
February	11,758	10,619
March	12,830	11,576
April	13,056	
May	13,059	
June	13,064	

QUALITY

	Quantity	Base Number	Contract	AT	Region	England
% of FP17s for the same patient ID Re-attending within 3 months - Children	150	2,164	6.9%	10.1%	11.5%	11.9%
% of FP17s for the same patient ID Re-attending within 3 months - Adults	499	3,294	15.1%	15.5%	16.8%	16.0%
% of FP17s for the same patient ID Re-attending between 3 & 9 months - Children	1,151	2,164	53.2%	48.4%	47.7%	58.3%
% of FP17s for the same patient ID Re-attending between 3 & 9 months - Adults	1,728	3,294	52.5%	38.1%	38.2%	50.3%
% of FP17s for Band 1 Urgent Courses	435	5,337	8.2%	10.1%	10.6%	9.1%
% of FP17s Relating to Free Repair or Replacements	14	5,337	0.3%	0.6%	0.6%	0.8%
% of FP17s Relating to Continuations	43	5,337	0.8%	0.9%	0.8%	1.0%
% of Patients satisfied with the dentistry they have received	1	1	N/A	90.1%	89.3%	91.5%
% of Patients satisfied with the time they had to wait for an appointment	1	1	N/A	86.9%	84.4%	87.9%

* This is based on patients treated on this contract for their most recent course of treatment. Figures in italics indicate the base number of FP17s or Patient Questionnaire responses are less than 100. N/A is shown where the base number of responses is less than 10 during the period. % is calculated as Quantity/Base number*100

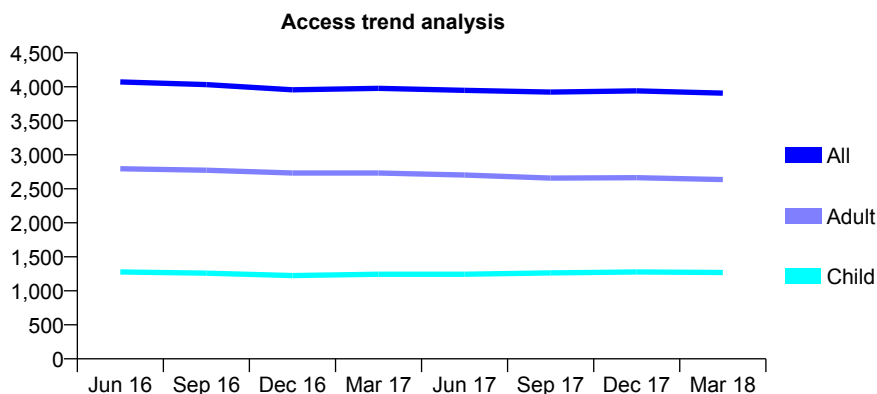
Q63 - Vital Signs At a Glance Contract Report for 192112/0001 - March 2018

Name or company name	Ark G Surgeries Ltd
Contract type name	GDS Contract
Purpose of contract	General
Contract start date	01/11/2012
Contract end date	

17/18 Contracted general activity (UDA)	14,539
Carry forward general activity (UDA)	-228
17/18 Contracted orthodontic activity (UOA)	0
Carry forward orthodontic activity (UOA)	0
Baseline contract value	£369,046.04

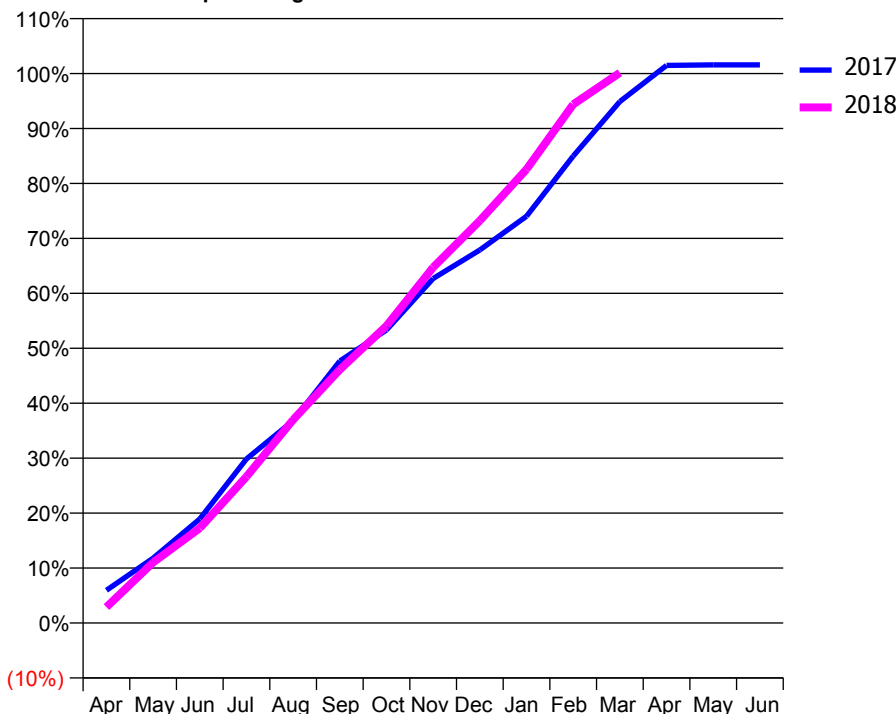
ACCESS*

Patients seen in 24 months	Total	Change since previous quarter
Quarter ending March 2017	3,978	
Quarter ending June 2017	3,948	→
Quarter ending September 2017	3,922	→
Quarter ending December 2017	3,941	→
Quarter ending March 2018	3,906	→
Variance since March 2017	(1.8%)	↓



ACTIVITY

Cumulative percentage of contracted UDA delivered 2017 & 2018



Month	Adjusted Scheduled Activity (UDA)	
	2017	2018
April	867	422
May	1,716	1,605
June	2,754	2,510
July	4,343	3,873
August	5,354	5,380
September	6,932	6,706
October	7,755	7,862
November	9,116	9,412
December	9,870	10,647
January	10,763	12,006
February	12,353	13,722
March	13,797	14,557
April	14,753	
May	14,767	
June	14,767	

QUALITY

	Quantity	Base Number	Contract	AT	Region	England
% of FP17s for the same patient ID Re-attending within 3 months - Children	92	1,470	6.3%	10.1%	11.5%	11.9%
% of FP17s for the same patient ID Re-attending within 3 months - Adults	394	2,851	13.8%	15.5%	16.8%	16.0%
% of FP17s for the same patient ID Re-attending between 3 & 9 months - Children	546	1,470	37.1%	48.4%	47.7%	58.3%
% of FP17s for the same patient ID Re-attending between 3 & 9 months - Adults	1,035	2,851	36.3%	38.1%	38.2%	50.3%
% of FP17s for Band 1 Urgent Courses	258	3,483	7.4%	10.1%	10.6%	9.1%
% of FP17s Relating to Free Repair or Replacements	0	3,483	0.0%	0.6%	0.6%	0.8%
% of FP17s Relating to Continuations	34	3,483	1.0%	0.9%	0.8%	1.0%
% of Patients satisfied with the dentistry they have received	2	2	N/A	90.1%	89.3%	91.5%
% of Patients satisfied with the time they had to wait for an appointment	1	2	N/A	86.9%	84.4%	87.9%

* This is based on patients treated on this contract for their most recent course of treatment. Figures in italics indicate the base number of FP17s or Patient Questionnaire responses are less than 100. N/A is shown where the base number of responses is less than 10 during the period. % is calculated as Quantity/Base number*100

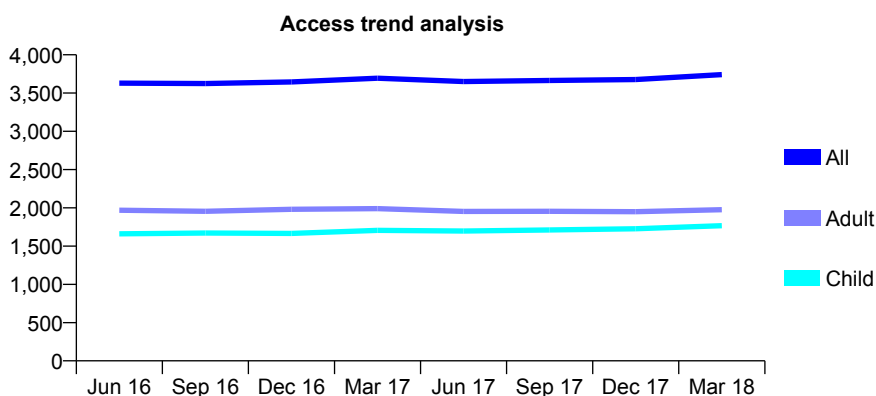
Q63 - Vital Signs At a Glance Contract Report for 192201/0001 - March 2018

Name or company name	Claremont Dental Practice
Contract type name	GDS Contract
Purpose of contract	General
Contract start date	01/05/2008
Contract end date	

17/18 Contracted general activity (UDA)	8,954
Carry forward general activity (UDA)	0
17/18 Contracted orthodontic activity (UOA)	0
Carry forward orthodontic activity (UOA)	0
Baseline contract value	£206,070.84

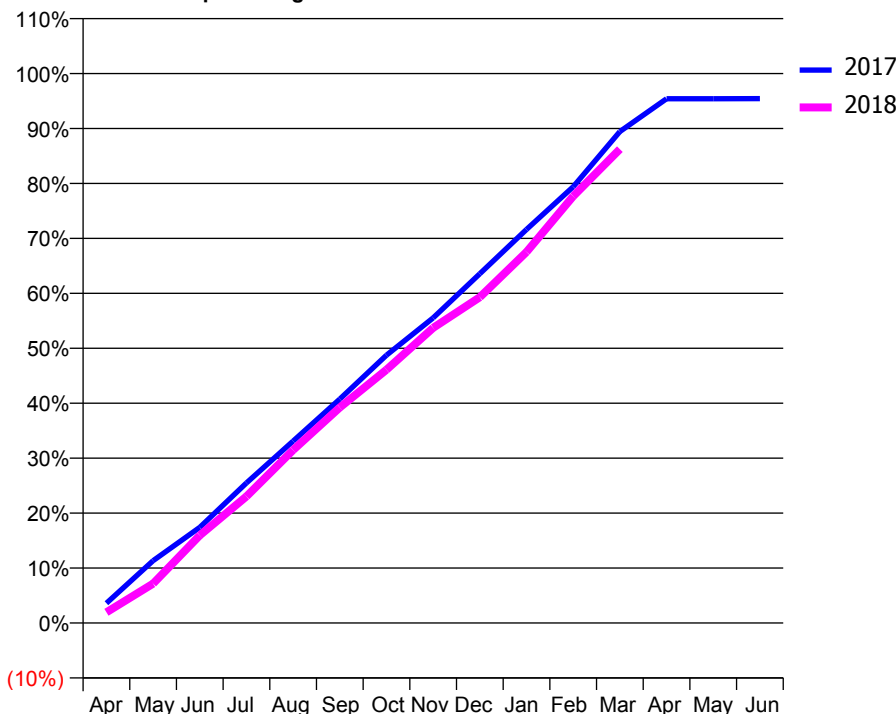
ACCESS*

Patients seen in 24 months	Total	Change since previous quarter
Quarter ending March 2017	3,694	
Quarter ending June 2017	3,650	↓
Quarter ending September 2017	3,665	→
Quarter ending December 2017	3,676	→
Quarter ending March 2018	3,741	→
Variance since March 2017	1.3%	→



ACTIVITY

Cumulative percentage of contracted UDA delivered 2017 & 2018



Month	Adjusted Scheduled Activity (UDA)	
	2017	2018
April	322	174
May	1,016	643
June	1,559	1,429
July	2,283	2,063
August	2,966	2,820
September	3,650	3,513
October	4,364	4,128
November	4,973	4,809
December	5,692	5,310
January	6,412	6,047
February	7,109	6,954
March	8,009	7,720
April	8,542	
May	8,543	
June	8,545	

QUALITY

	Quantity	Base Number	Contract	AT	Region	England
% of FP17s for the same patient ID Re-attending within 3 months - Children	107	2,399	4.5%	10.1%	11.5%	11.9%
% of FP17s for the same patient ID Re-attending within 3 months - Adults	232	2,483	9.3%	15.5%	16.8%	16.0%
% of FP17s for the same patient ID Re-attending between 3 & 9 months - Children	1,378	2,399	57.4%	48.4%	47.7%	58.3%
% of FP17s for the same patient ID Re-attending between 3 & 9 months - Adults	1,440	2,483	58.0%	38.1%	38.2%	50.3%
% of FP17s for Band 1 Urgent Courses	158	4,629	3.4%	10.1%	10.6%	9.1%
% of FP17s Relating to Free Repair or Replacements	33	4,629	0.7%	0.6%	0.6%	0.8%
% of FP17s Relating to Continuations	5	4,629	0.1%	0.9%	0.8%	1.0%
% of Patients satisfied with the dentistry they have received	0	0	N/A	90.1%	89.3%	91.5%
% of Patients satisfied with the time they had to wait for an appointment	0	0	N/A	86.9%	84.4%	87.9%

* This is based on patients treated on this contract for their most recent course of treatment. Figures in italics indicate the base number of FP17s or Patient Questionnaire responses are less than 100. N/A is shown where the base number of responses is less than 10 during the period. % is calculated as Quantity/Base number*100

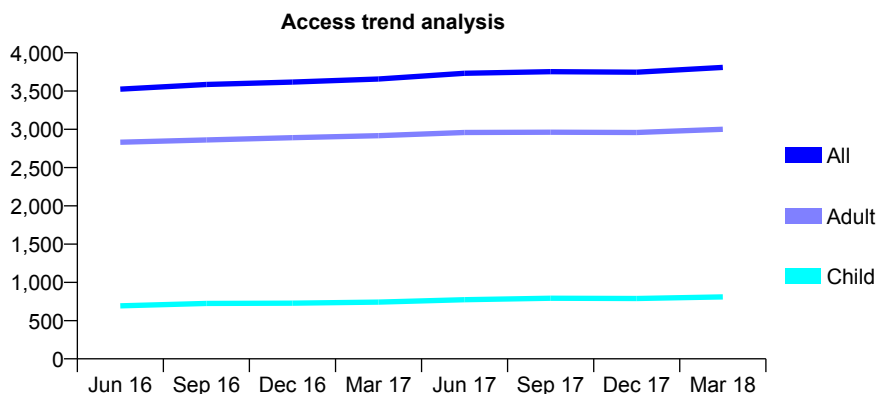
Q63 - Vital Signs At a Glance Contract Report for 192902/0001 - March 2018

Name or company name	I.J & S.C Fernandes
Contract type name	GDS Contract
Purpose of contract	General
Contract start date	17/04/2011
Contract end date	

17/18 Contracted general activity (UDA)	10,316
Carry forward general activity (UDA)	120
17/18 Contracted orthodontic activity (UOA)	0
Carry forward orthodontic activity (UOA)	0
Baseline contract value	£241,308.21

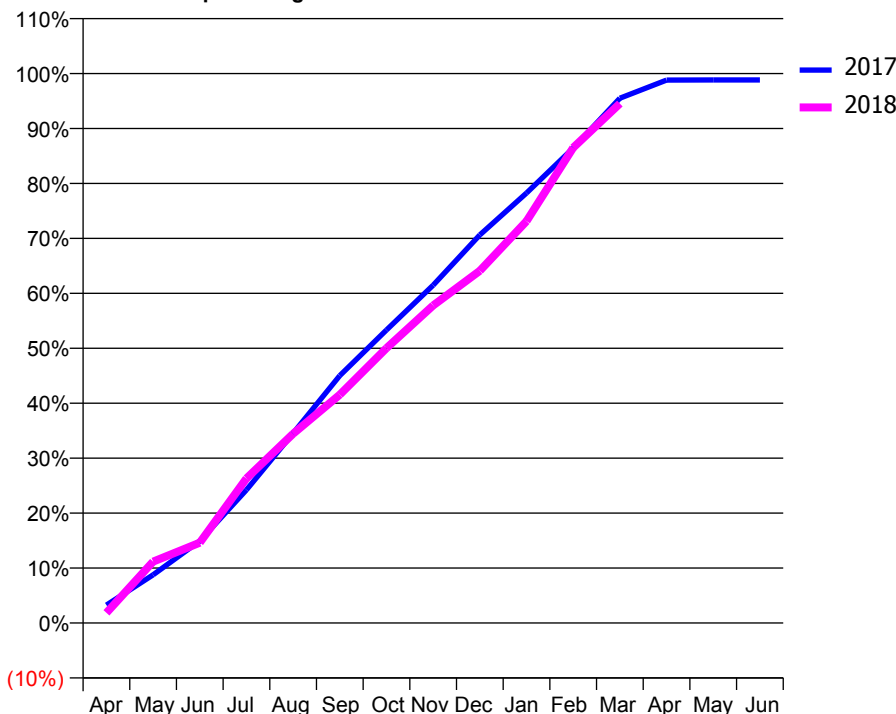
ACCESS*

Patients seen in 24 months	Total	Change since previous quarter
Quarter ending March 2017	3,658	
Quarter ending June 2017	3,732	↑
Quarter ending September 2017	3,754	→
Quarter ending December 2017	3,747	→
Quarter ending March 2018	3,810	→
Variance since March 2017	4.2%	↑



ACTIVITY

Cumulative percentage of contracted UDA delivered 2017 & 2018



Month	Adjusted Scheduled Activity (UDA)	
	2017	2018
April	336	192
May	905	1,152
June	1,540	1,509
July	2,499	2,715
August	3,565	3,554
September	4,645	4,287
October	5,502	5,161
November	6,343	5,963
December	7,286	6,613
January	8,073	7,544
February	8,916	8,924
March	9,853	9,753
April	10,193	
May	10,195	
June	10,196	

QUALITY

	Quantity	Base Number	Contract	AT	Region	England
% of FP17s for the same patient ID Re-attending within 3 months - Children	90	1,082	8.3%	10.1%	11.5%	11.9%
% of FP17s for the same patient ID Re-attending within 3 months - Adults	506	3,679	13.8%	15.5%	16.8%	16.0%
% of FP17s for the same patient ID Re-attending between 3 & 9 months - Children	540	1,082	49.9%	48.4%	47.7%	58.3%
% of FP17s for the same patient ID Re-attending between 3 & 9 months - Adults	1,632	3,679	44.4%	38.1%	38.2%	50.3%
% of FP17s for Band 1 Urgent Courses	539	4,591	11.7%	10.1%	10.6%	9.1%
% of FP17s Relating to Free Repair or Replacements	8	4,591	0.2%	0.6%	0.6%	0.8%
% of FP17s Relating to Continuations	47	4,591	1.0%	0.9%	0.8%	1.0%
% of Patients satisfied with the dentistry they have received	3	3	N/A	90.1%	89.3%	91.5%
% of Patients satisfied with the time they had to wait for an appointment	3	3	N/A	86.9%	84.4%	87.9%

* This is based on patients treated on this contract for their most recent course of treatment. Figures in italics indicate the base number of FP17s or Patient Questionnaire responses are less than 100. N/A is shown where the base number of responses is less than 10 during the period. % is calculated as Quantity/Base number*100

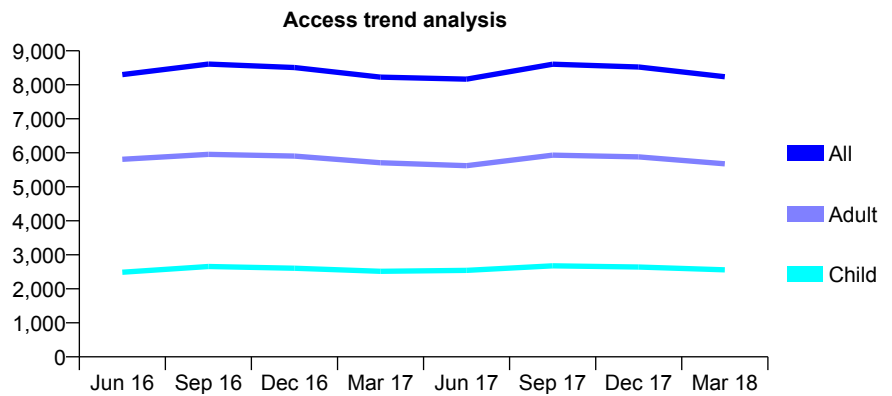
Q63 - Vital Signs At a Glance Contract Report for 192953/0001 - March 2018

Name or company name	S Cowley, R Ingham and J Angelo
Contract type name	GDS Contract
Purpose of contract	General
Contract start date	01/06/2014
Contract end date	

17/18 Contracted general activity (UDA)	34,739
Carry forward general activity (UDA)	385
17/18 Contracted orthodontic activity (UOA)	0
Carry forward orthodontic activity (UOA)	0
Baseline contract value	£1,110,464.74

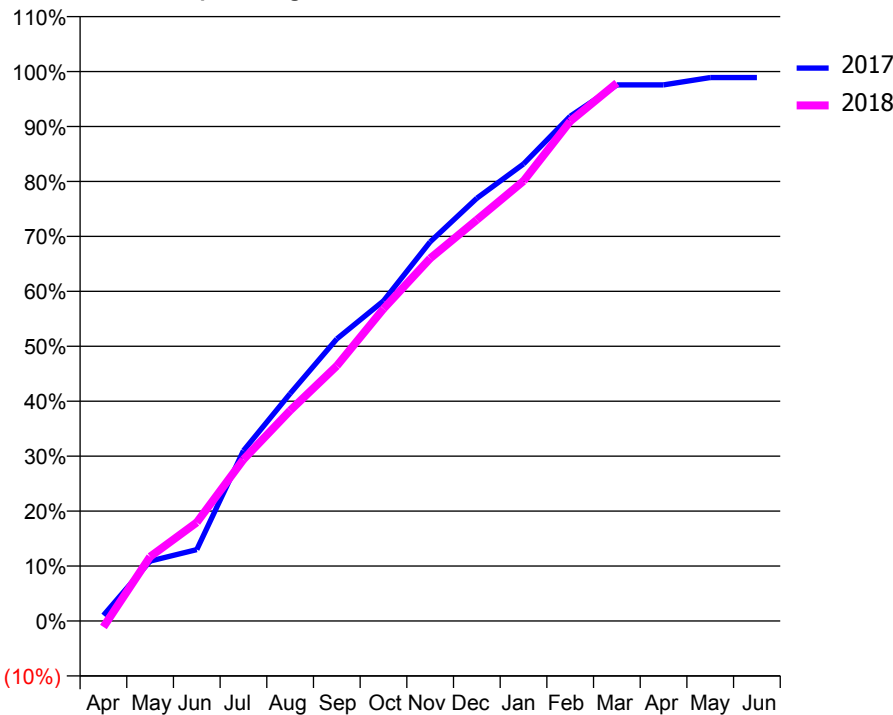
ACCESS*

Patients seen in 24 months	Total	Change since previous quarter
Quarter ending March 2017	8,226	
Quarter ending June 2017	8,166	→
Quarter ending September 2017	8,606	↑
Quarter ending December 2017	8,522	→
Quarter ending March 2018	8,238	↓
Variance since March 2017	0.1%	→



ACTIVITY

Cumulative percentage of contracted UDA delivered 2017 & 2018



Month	Adjusted Scheduled Activity (UDA)	
	2017	2018
April	355	-385
May	3,791	4,064
June	4,518	6,232
July	10,768	10,212
August	14,381	13,310
September	17,830	16,128
October	20,239	19,736
November	23,967	22,924
December	26,731	25,358
January	28,893	27,815
February	31,910	31,589
March	33,891	34,014
April	33,891	
May	34,354	
June	34,354	

QUALITY

	Quantity	Base Number	Contract	AT	Region	England
% of FP17s for the same patient ID Re-attending within 3 months - Children	204	2,663	7.7%	10.1%	11.5%	11.9%
% of FP17s for the same patient ID Re-attending within 3 months - Adults	909	5,421	16.8%	15.5%	16.8%	16.0%
% of FP17s for the same patient ID Re-attending between 3 & 9 months - Children	984	2,663	37.0%	48.4%	47.7%	58.3%
% of FP17s for the same patient ID Re-attending between 3 & 9 months - Adults	1,560	5,421	28.8%	38.1%	38.2%	50.3%
% of FP17s for Band 1 Urgent Courses	444	7,983	5.6%	10.1%	10.6%	9.1%
% of FP17s Relating to Free Repair or Replacements	96	7,983	1.2%	0.6%	0.6%	0.8%
% of FP17s Relating to Continuations	276	7,983	3.5%	0.9%	0.8%	1.0%
% of Patients satisfied with the dentistry they have received	2	2	N/A	90.1%	89.3%	91.5%
% of Patients satisfied with the time they had to wait for an appointment	1	2	N/A	86.9%	84.4%	87.9%

* This is based on patients treated on this contract for their most recent course of treatment. Figures in italics indicate the base number of FP17s or Patient Questionnaire responses are less than 100. N/A is shown where the base number of responses is less than 10 during the period. % is calculated as Quantity/Base number*100

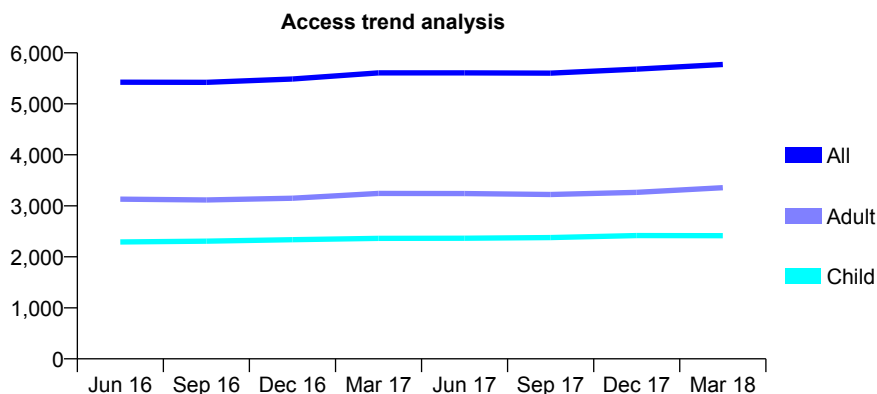
Q63 - Vital Signs At a Glance Contract Report for 193674/0001 - March 2018

Name or company name	Mr Nicholas Patsias, Ms Alexandra Sayer a
Contract type name	GDS Contract
Purpose of contract	General
Contract start date	02/01/2010
Contract end date	

17/18 Contracted general activity (UDA)	13,211
Carry forward general activity (UDA)	-62
17/18 Contracted orthodontic activity (UOA)	0
Carry forward orthodontic activity (UOA)	0
Baseline contract value	£336,278.16

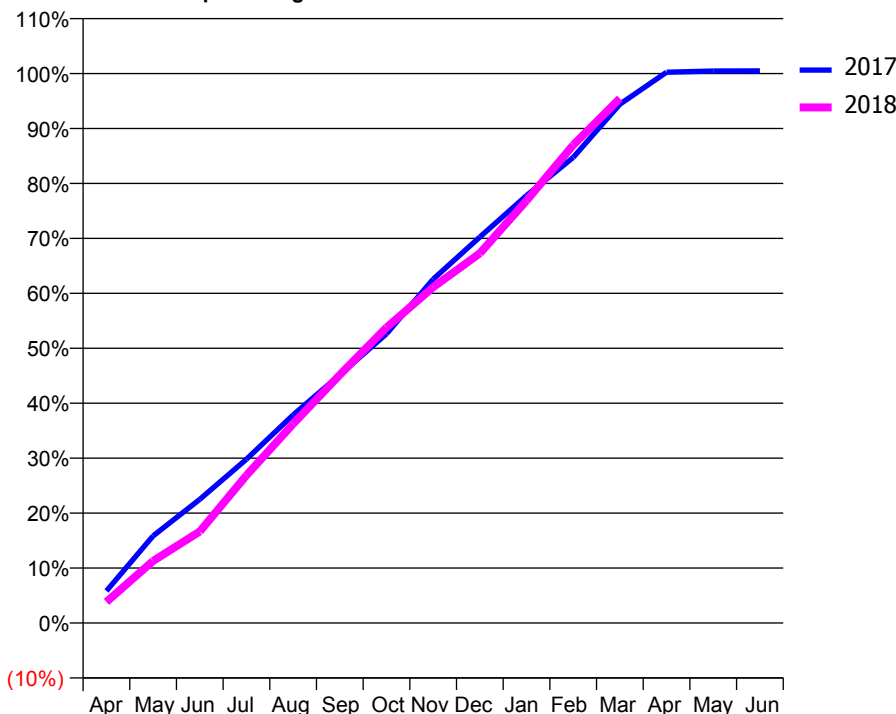
ACCESS*

Patients seen in 24 months	Total	Change since previous quarter
Quarter ending March 2017	5,607	
Quarter ending June 2017	5,606	→
Quarter ending September 2017	5,600	→
Quarter ending December 2017	5,681	→
Quarter ending March 2018	5,770	→
Variance since March 2017	2.9%	↑



ACTIVITY

Cumulative percentage of contracted UDA delivered 2017 & 2018



Month	Adjusted Scheduled Activity (UDA)	
	2017	2018
April	771	507
May	2,096	1,494
June	2,974	2,202
July	3,937	3,550
August	5,004	4,789
September	5,967	5,968
October	6,952	7,103
November	8,266	8,074
December	9,281	8,887
January	10,276	10,155
February	11,193	11,492
March	12,473	12,611
April	13,242	
May	13,270	
June	13,273	

QUALITY

	Quantity	Base Number	Contract	AT	Region	England
% of FP17s for the same patient ID Re-attending within 3 months - Children	246	3,327	7.4%	10.1%	11.5%	11.9%
% of FP17s for the same patient ID Re-attending within 3 months - Adults	580	3,860	15.0%	15.5%	16.8%	16.0%
% of FP17s for the same patient ID Re-attending between 3 & 9 months - Children	1,818	3,327	54.6%	48.4%	47.7%	58.3%
% of FP17s for the same patient ID Re-attending between 3 & 9 months - Adults	1,663	3,860	43.1%	38.1%	38.2%	50.3%
% of FP17s for Band 1 Urgent Courses	881	6,785	13.0%	10.1%	10.6%	9.1%
% of FP17s Relating to Free Repair or Replacements	13	6,785	0.2%	0.6%	0.6%	0.8%
% of FP17s Relating to Continuations	11	6,785	0.2%	0.9%	0.8%	1.0%
% of Patients satisfied with the dentistry they have received	4	4	N/A	90.1%	89.3%	91.5%
% of Patients satisfied with the time they had to wait for an appointment	4	4	N/A	86.9%	84.4%	87.9%

* This is based on patients treated on this contract for their most recent course of treatment. Figures in italics indicate the base number of FP17s or Patient Questionnaire responses are less than 100. N/A is shown where the base number of responses is less than 10 during the period. % is calculated as Quantity/Base number*100

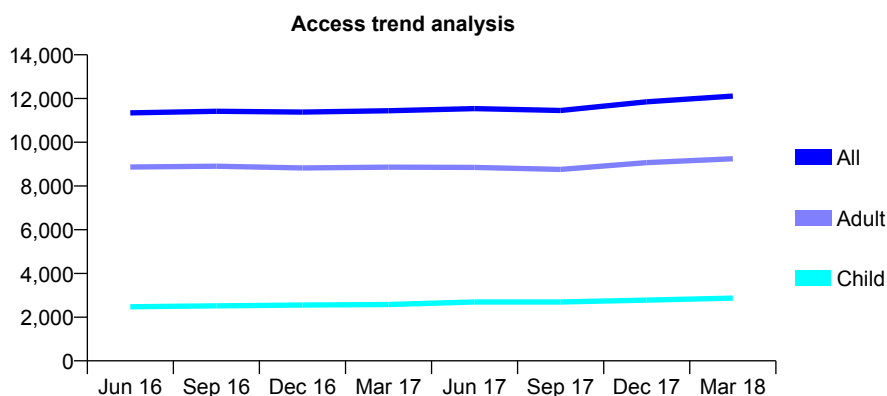
Q63 - Vital Signs At a Glance Contract Report for 193984/0001 - March 2018

Name or company name	Jayesh Kotecha
Contract type name	GDS Contract
Purpose of contract	General
Contract start date	01/04/2013
Contract end date	

17/18 Contracted general activity (UDA)	31,588
Carry forward general activity (UDA)	-59
17/18 Contracted orthodontic activity (UOA)	0
Carry forward orthodontic activity (UOA)	0
Baseline contract value	£860,673.39

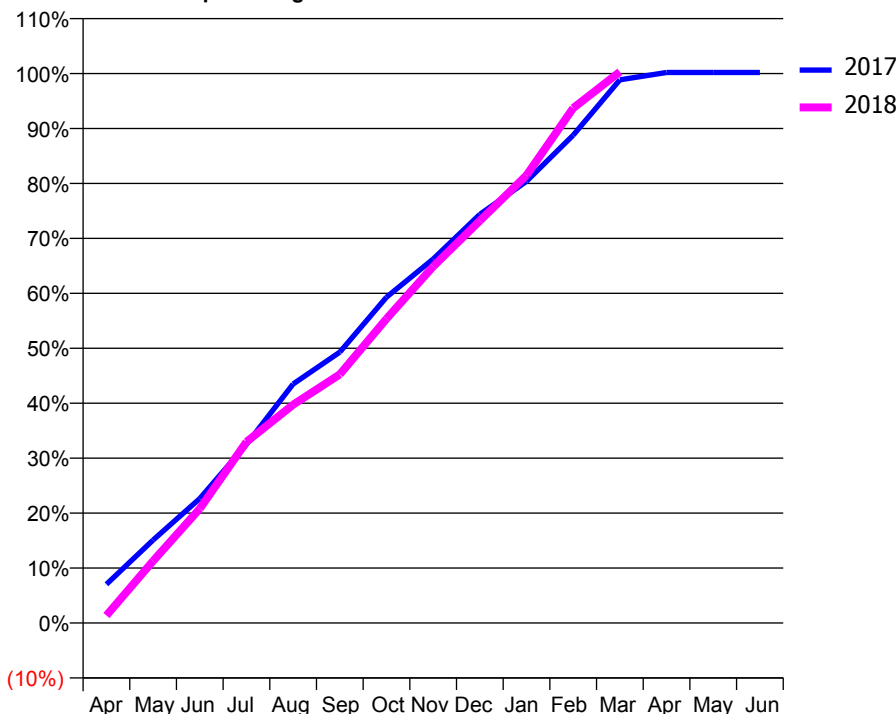
ACCESS*

Patients seen in 24 months	Total	Change since previous quarter
Quarter ending March 2017	11,439	
Quarter ending June 2017	11,541	→
Quarter ending September 2017	11,453	→
Quarter ending December 2017	11,849	↑
Quarter ending March 2018	12,115	↑
Variance since March 2017	5.9%	↑



ACTIVITY

Cumulative percentage of contracted UDA delivered 2017 & 2018



Month	Adjusted Scheduled Activity (UDA)	
	2017	2018
April	2,223	430
May	4,769	3,572
June	7,153	6,575
July	10,270	10,416
August	13,740	12,555
September	15,575	14,295
October	18,732	17,492
November	20,922	20,497
December	23,488	23,119
January	25,393	25,740
February	28,040	29,603
March	31,227	31,682
April	31,650	
May	31,647	
June	31,647	

QUALITY

	Quantity	Base Number	Contract	AT	Region	England
% of FP17s for the same patient ID Re-attending within 3 months - Children	206	3,348	6.2%	10.1%	11.5%	11.9%
% of FP17s for the same patient ID Re-attending within 3 months - Adults	827	8,649	9.6%	15.5%	16.8%	16.0%
% of FP17s for the same patient ID Re-attending between 3 & 9 months - Children	1,301	3,348	38.9%	48.4%	47.7%	58.3%
% of FP17s for the same patient ID Re-attending between 3 & 9 months - Adults	2,402	8,649	27.8%	38.1%	38.2%	50.3%
% of FP17s for Band 1 Urgent Courses	1,259	11,647	10.8%	10.1%	10.6%	9.1%
% of FP17s Relating to Free Repair or Replacements	29	11,647	0.2%	0.6%	0.6%	0.8%
% of FP17s Relating to Continuations	50	11,647	0.4%	0.9%	0.8%	1.0%
% of Patients satisfied with the dentistry they have received	6	6	N/A	90.1%	89.3%	91.5%
% of Patients satisfied with the time they had to wait for an appointment	4	6	N/A	86.9%	84.4%	87.9%

* This is based on patients treated on this contract for their most recent course of treatment. Figures in italics indicate the base number of FP17s or Patient Questionnaire responses are less than 100. N/A is shown where the base number of responses is less than 10 during the period. % is calculated as Quantity/Base number*100

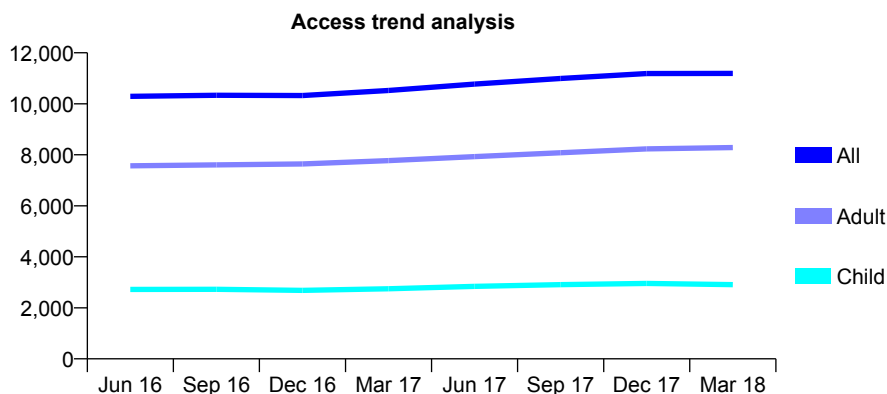
Q63 - Vital Signs At a Glance Contract Report for 194670/0001 - March 2018

Name or company name	The Family Dental Practice
Contract type name	GDS Contract
Purpose of contract	General
Contract start date	01/04/2008
Contract end date	

17/18 Contracted general activity (UDA)	40,022
Carry forward general activity (UDA)	0
17/18 Contracted orthodontic activity (UOA)	0
Carry forward orthodontic activity (UOA)	0
Baseline contract value	£1,009,171.60

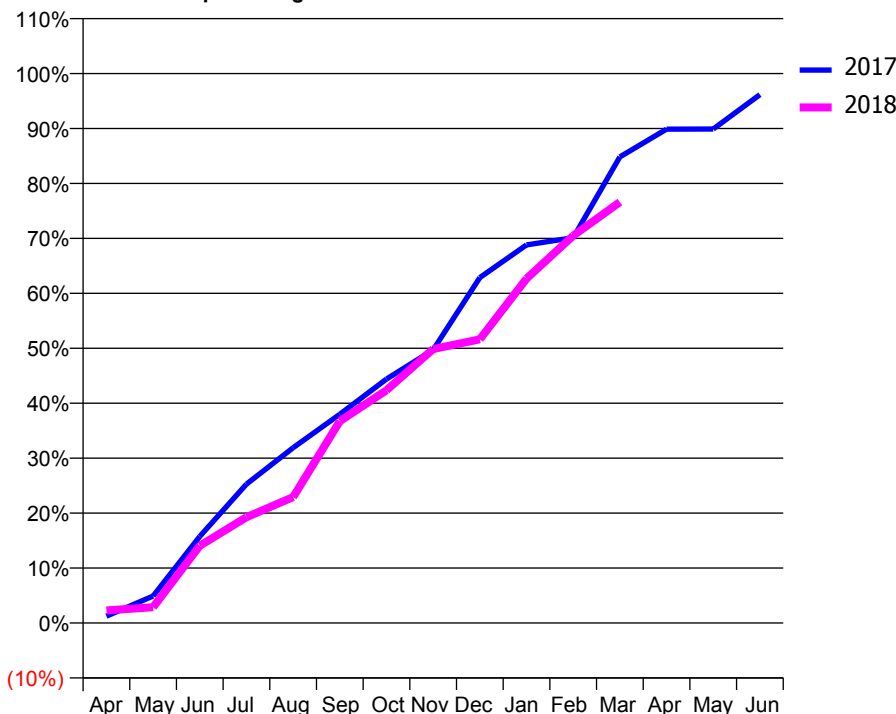
ACCESS*

Patients seen in 24 months	Total	Change since previous quarter
Quarter ending March 2017	10,521	
Quarter ending June 2017	10,773	↑
Quarter ending September 2017	10,994	↑
Quarter ending December 2017	11,188	→
Quarter ending March 2018	11,192	→
Variance since March 2017	6.4%	↑



ACTIVITY

Cumulative percentage of contracted UDA delivered 2017 & 2018



Month	Adjusted Scheduled Activity (UDA)	
	2017	2018
April	397	915
May	1,566	1,149
June	5,024	5,630
July	8,059	7,711
August	10,176	9,175
September	12,118	14,696
October	14,163	16,949
November	15,858	19,952
December	20,053	20,665
January	21,954	25,080
February	22,365	28,210
March	27,062	30,660
April	28,671	
May	28,674	
June	30,673	

QUALITY

	Quantity	Base Number	Contract	AT	Region	England
% of FP17s for the same patient ID Re-attending within 3 months - Children	369	4,930	7.5%	10.1%	11.5%	11.9%
% of FP17s for the same patient ID Re-attending within 3 months - Adults	2,055	12,699	16.2%	15.5%	16.8%	16.0%
% of FP17s for the same patient ID Re-attending between 3 & 9 months - Children	2,937	4,930	59.6%	48.4%	47.7%	58.3%
% of FP17s for the same patient ID Re-attending between 3 & 9 months - Adults	7,003	12,699	55.1%	38.1%	38.2%	50.3%
% of FP17s for Band 1 Urgent Courses	1,535	15,020	10.2%	10.1%	10.6%	9.1%
% of FP17s Relating to Free Repair or Replacements	125	15,020	0.8%	0.6%	0.6%	0.8%
% of FP17s Relating to Continuations	176	15,020	1.2%	0.9%	0.8%	1.0%
% of Patients satisfied with the dentistry they have received	3	3	N/A	90.1%	89.3%	91.5%
% of Patients satisfied with the time they had to wait for an appointment	2	3	N/A	86.9%	84.4%	87.9%

* This is based on patients treated on this contract for their most recent course of treatment. Figures in italics indicate the base number of FP17s or Patient Questionnaire responses are less than 100. N/A is shown where the base number of responses is less than 10 during the period. % is calculated as Quantity/Base number*100

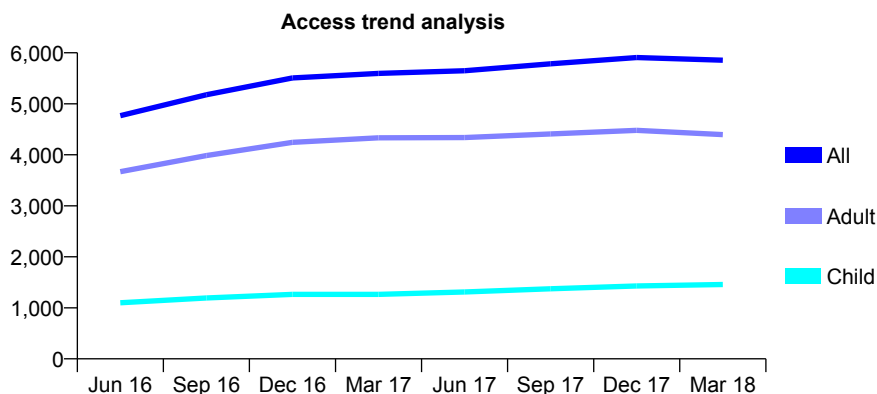
Q63 - Vital Signs At a Glance Contract Report for 194786/0001 - March 2018

Name or company name	Mitcham International Dental Centre
Contract type name	GDS Contract
Purpose of contract	General
Contract start date	01/01/2015
Contract end date	

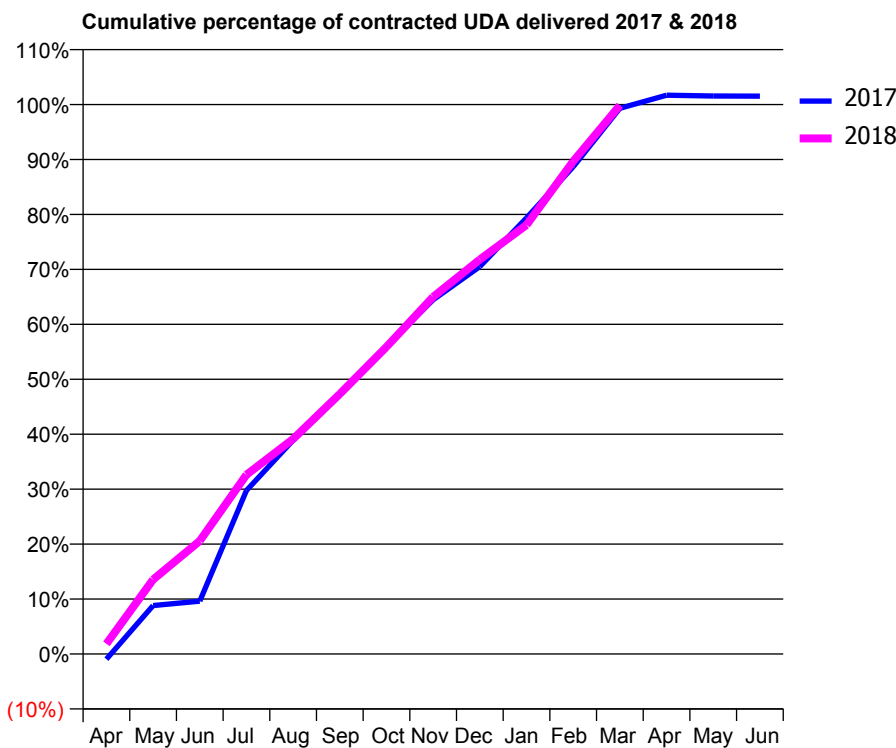
17/18 Contracted general activity (UDA)	22,178
Carry forward general activity (UDA)	-339
17/18 Contracted orthodontic activity (UOA)	0
Carry forward orthodontic activity (UOA)	0
Baseline contract value	£602,057.67

ACCESS*

Patients seen in 24 months	Total	Change since previous quarter
Quarter ending March 2017	5,596	
Quarter ending June 2017	5,649	→
Quarter ending September 2017	5,785	↑
Quarter ending December 2017	5,908	↑
Quarter ending March 2018	5,854	→
Variance since March 2017	4.6%	↑



ACTIVITY



Month	Adjusted Scheduled Activity (UDA)	
	2017	2018
April	-214	412
May	1,959	3,004
June	2,136	4,569
July	6,601	7,238
August	8,632	8,678
September	10,479	10,496
October	12,417	12,400
November	14,295	14,414
December	15,638	15,923
January	17,603	17,316
February	19,665	19,883
March	22,027	22,145
April	22,555	
May	22,520	
June	22,517	

QUALITY

	Quantity	Base Number	Contract	AT	Region	England
% of FP17s for the same patient ID Re-attending within 3 months - Children	87	1,703	5.1%	10.1%	11.5%	11.9%
% of FP17s for the same patient ID Re-attending within 3 months - Adults	531	4,665	11.4%	15.5%	16.8%	16.0%
% of FP17s for the same patient ID Re-attending between 3 & 9 months - Children	765	1,703	44.9%	48.4%	47.7%	58.3%
% of FP17s for the same patient ID Re-attending between 3 & 9 months - Adults	2,130	4,665	45.7%	38.1%	38.2%	50.3%
% of FP17s for Band 1 Urgent Courses	361	6,208	5.8%	10.1%	10.6%	9.1%
% of FP17s Relating to Free Repair or Replacements	22	6,208	0.4%	0.6%	0.6%	0.8%
% of FP17s Relating to Continuations	16	6,208	0.3%	0.9%	0.8%	1.0%
% of Patients satisfied with the dentistry they have received	6	6	N/A	90.1%	89.3%	91.5%
% of Patients satisfied with the time they had to wait for an appointment	4	6	N/A	86.9%	84.4%	87.9%

* This is based on patients treated on this contract for their most recent course of treatment. Figures in italics indicate the base number of FP17s or Patient Questionnaire responses are less than 100. N/A is shown where the base number of responses is less than 10 during the period. % is calculated as Quantity/Base number*100

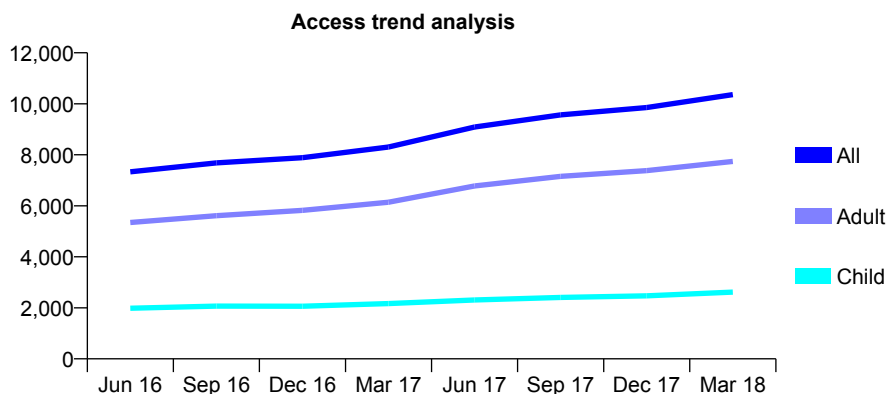
Q63 - Vital Signs At a Glance Contract Report for 195316/0002 - March 2018

Name or company name	MISS AR PATEL
Contract type name	GDS Contract
Purpose of contract	General
Contract start date	01/02/2014
Contract end date	

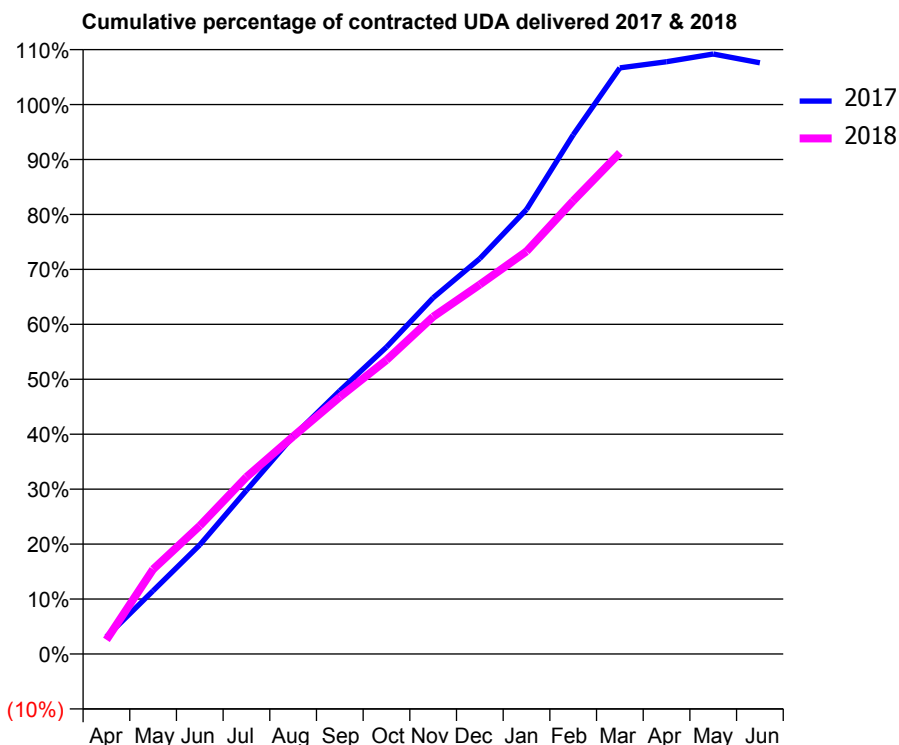
17/18 Contracted general activity (UDA)	29,751
Carry forward general activity (UDA)	0
17/18 Contracted orthodontic activity (UOA)	0
Carry forward orthodontic activity (UOA)	0
Baseline contract value	£837,522.84

ACCESS*

Patients seen in 24 months	Total	Change since previous quarter
Quarter ending March 2017	8,308	
Quarter ending June 2017	9,091	↑
Quarter ending September 2017	9,565	↑
Quarter ending December 2017	9,851	↑
Quarter ending March 2018	10,359	↑
Variance since March 2017	24.7%	↑



ACTIVITY



Month	Adjusted Scheduled Activity (UDA)	
	2017	2018
April	597	766
May	2,186	4,591
June	3,775	6,944
July	5,658	9,582
August	7,525	11,780
September	9,102	13,914
October	10,611	15,914
November	12,316	18,263
December	13,675	20,002
January	15,370	21,796
February	17,951	24,533
March	20,264	27,139
April	20,480	
May	20,746	
June	20,443	

QUALITY

	Quantity	Base Number	Contract	AT	Region	England
% of FP17s for the same patient ID Re-attending within 3 months - Children	412	4,254	9.7%	10.1%	11.5%	11.9%
% of FP17s for the same patient ID Re-attending within 3 months - Adults	1,557	10,660	14.6%	15.5%	16.8%	16.0%
% of FP17s for the same patient ID Re-attending between 3 & 9 months - Children	2,465	4,254	57.9%	48.4%	47.7%	58.3%
% of FP17s for the same patient ID Re-attending between 3 & 9 months - Adults	4,994	10,660	46.8%	38.1%	38.2%	50.3%
% of FP17s for Band 1 Urgent Courses	1,525	13,905	11.0%	10.1%	10.6%	9.1%
% of FP17s Relating to Free Repair or Replacements	37	13,905	0.3%	0.6%	0.6%	0.8%
% of FP17s Relating to Continuations	37	13,905	0.3%	0.9%	0.8%	1.0%
% of Patients satisfied with the dentistry they have received	6	6	N/A	90.1%	89.3%	91.5%
% of Patients satisfied with the time they had to wait for an appointment	6	6	N/A	86.9%	84.4%	87.9%

* This is based on patients treated on this contract for their most recent course of treatment. Figures in italics indicate the base number of FP17s or Patient Questionnaire responses are less than 100. N/A is shown where the base number of responses is less than 10 during the period. % is calculated as Quantity/Base number*100

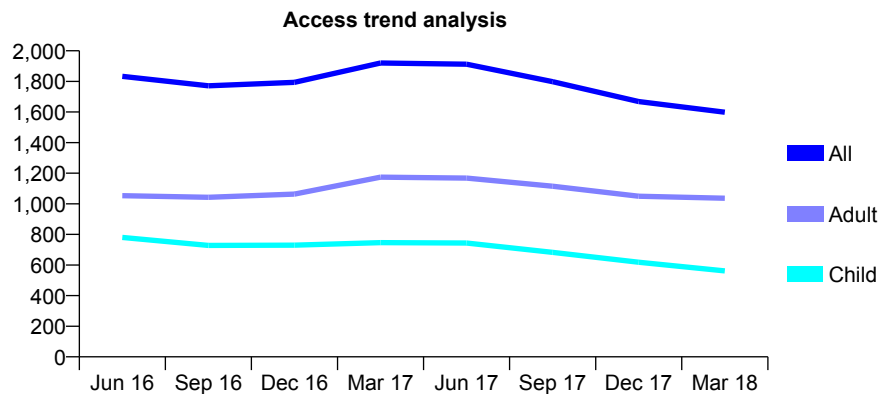
Q63 - Vital Signs At a Glance Contract Report for 195316/0003 - March 2018

Name or company name	MISS AR PATEL
Contract type name	GDS Contract
Purpose of contract	General
Contract start date	01/02/2014
Contract end date	

17/18 Contracted general activity (UDA)	3,846
Carry forward general activity (UDA)	-77
17/18 Contracted orthodontic activity (UOA)	0
Carry forward orthodontic activity (UOA)	0
Baseline contract value	£104,864.15

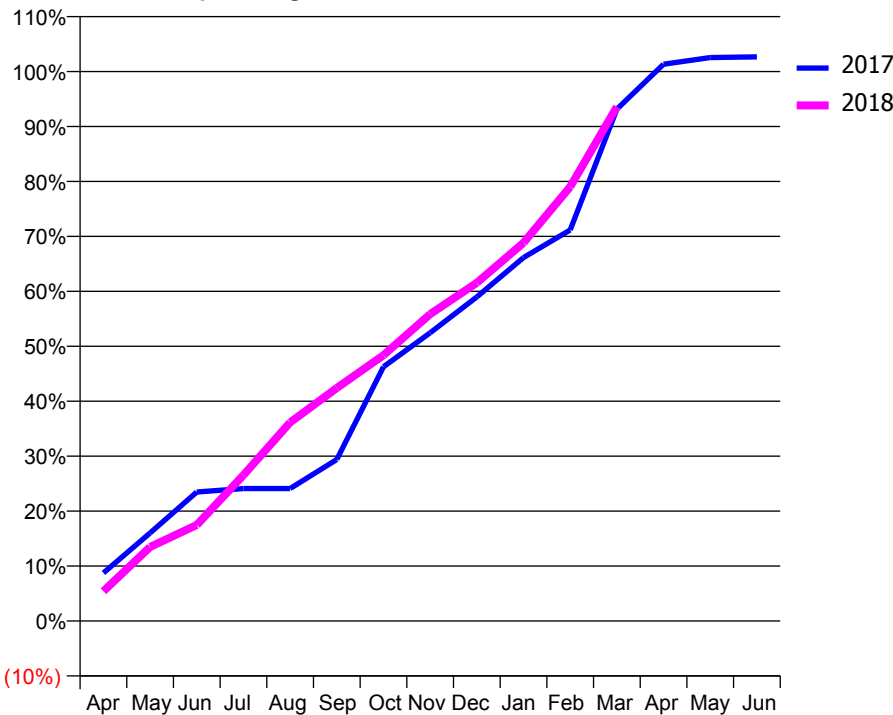
ACCESS*

Patients seen in 24 months	Total	Change since previous quarter
Quarter ending March 2017	1,920	
Quarter ending June 2017	1,912	→
Quarter ending September 2017	1,798	↓
Quarter ending December 2017	1,668	↓
Quarter ending March 2018	1,599	↓
Variance since March 2017	(16.7%)	↓



ACTIVITY

Cumulative percentage of contracted UDA delivered 2017 & 2018



Month	2017	2018
April	336	209
May	616	519
June	903	672
July	927	1,021
August	927	1,390
September	1,130	1,631
October	1,779	1,861
November	2,017	2,148
December	2,268	2,367
January	2,544	2,647
February	2,737	3,040
March	3,583	3,599
April	3,897	
May	3,943	
June	3,948	

QUALITY

	Quantity	Base Number	Contract	AT	Region	England
% of FP17s for the same patient ID Re-attending within 3 months - Children	42	867	4.8%	10.1%	11.5%	11.9%
% of FP17s for the same patient ID Re-attending within 3 months - Adults	112	1,233	9.1%	15.5%	16.8%	16.0%
% of FP17s for the same patient ID Re-attending between 3 & 9 months - Children	531	867	61.2%	48.4%	47.7%	58.3%
% of FP17s for the same patient ID Re-attending between 3 & 9 months - Adults	609	1,233	49.4%	38.1%	38.2%	50.3%
% of FP17s for Band 1 Urgent Courses	70	1,952	3.6%	10.1%	10.6%	9.1%
% of FP17s Relating to Free Repair or Replacements	9	1,952	0.5%	0.6%	0.6%	0.8%
% of FP17s Relating to Continuations	2	1,952	0.1%	0.9%	0.8%	1.0%
% of Patients satisfied with the dentistry they have received	1	1	N/A	90.1%	89.3%	91.5%
% of Patients satisfied with the time they had to wait for an appointment	1	1	N/A	86.9%	84.4%	87.9%

* This is based on patients treated on this contract for their most recent course of treatment. Figures in italics indicate the base number of FP17s or Patient Questionnaire responses are less than 100. N/A is shown where the base number of responses is less than 10 during the period. % is calculated as Quantity/Base number*100

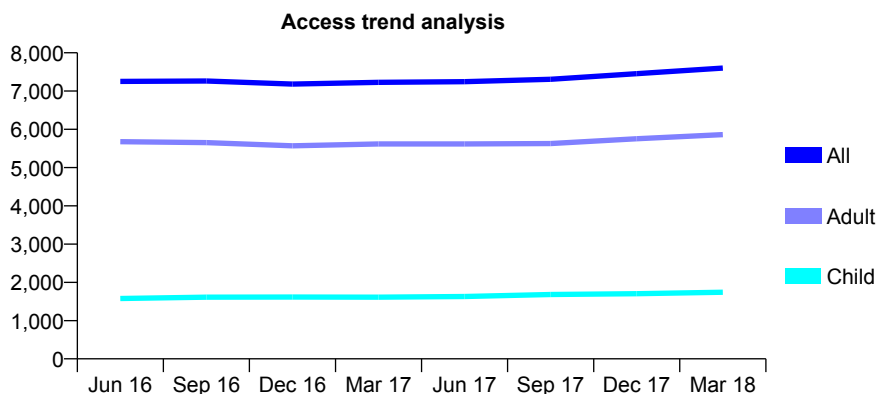
Q63 - Vital Signs At a Glance Contract Report for 196231/0001 - March 2018

Name or company name	Dr E Harunani and Dr MN Harunani
Contract type name	GDS Contract
Purpose of contract	General
Contract start date	01/12/2012
Contract end date	

17/18 Contracted general activity (UDA)	26,306
Carry forward general activity (UDA)	736
17/18 Contracted orthodontic activity (UOA)	0
Carry forward orthodontic activity (UOA)	0
Baseline contract value	£688,027.44

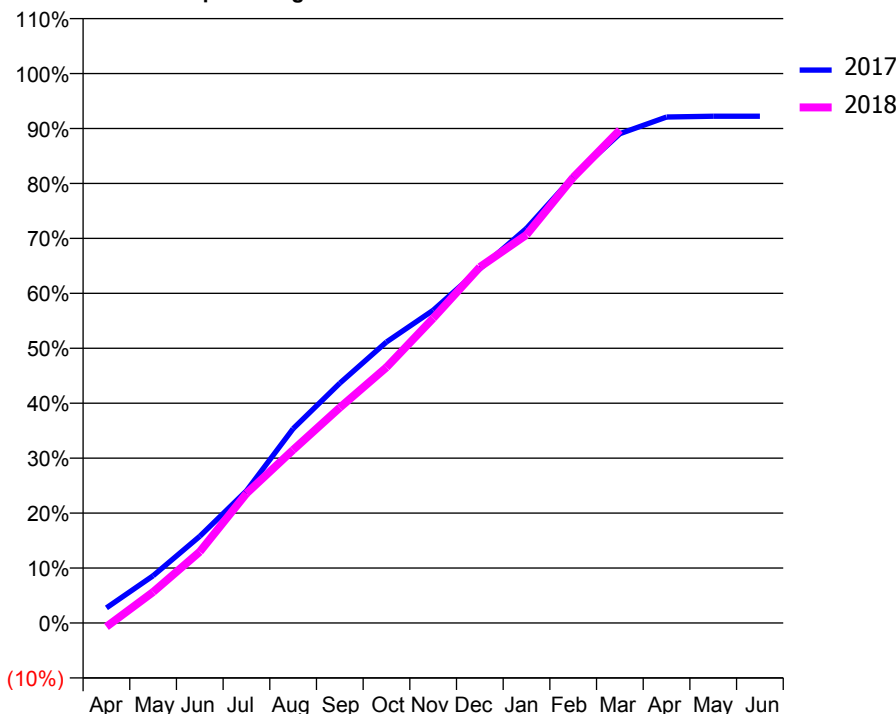
ACCESS*

Patients seen in 24 months	Total	Change since previous quarter
Quarter ending March 2017	7,229	
Quarter ending June 2017	7,246	→
Quarter ending September 2017	7,309	→
Quarter ending December 2017	7,455	→
Quarter ending March 2018	7,601	→
Variance since March 2017	5.1%	↑



ACTIVITY

Cumulative percentage of contracted UDA delivered 2017 & 2018



Month	Adjusted Scheduled Activity (UDA)	
	2017	2018
April	722	-181
May	2,262	1,486
June	4,150	3,412
July	6,327	6,199
August	9,304	8,289
September	11,482	10,314
October	13,454	12,238
November	14,975	14,590
December	16,958	17,040
January	18,890	18,584
February	21,370	21,332
March	23,422	23,603
April	24,222	
May	24,259	
June	24,260	

QUALITY

	Quantity	Base Number	Contract	AT	Region	England
% of FP17s for the same patient ID Re-attending within 3 months - Children	127	2,029	6.3%	10.1%	11.5%	11.9%
% of FP17s for the same patient ID Re-attending within 3 months - Adults	614	5,990	10.3%	15.5%	16.8%	16.0%
% of FP17s for the same patient ID Re-attending between 3 & 9 months - Children	788	2,029	38.8%	48.4%	47.7%	58.3%
% of FP17s for the same patient ID Re-attending between 3 & 9 months - Adults	1,789	5,990	29.9%	38.1%	38.2%	50.3%
% of FP17s for Band 1 Urgent Courses	915	7,777	11.8%	10.1%	10.6%	9.1%
% of FP17s Relating to Free Repair or Replacements	1	7,777	0.0%	0.6%	0.6%	0.8%
% of FP17s Relating to Continuations	48	7,777	0.6%	0.9%	0.8%	1.0%
% of Patients satisfied with the dentistry they have received	4	5	N/A	90.1%	89.3%	91.5%
% of Patients satisfied with the time they had to wait for an appointment	4	5	N/A	86.9%	84.4%	87.9%

* This is based on patients treated on this contract for their most recent course of treatment. Figures in italics indicate the base number of FP17s or Patient Questionnaire responses are less than 100. N/A is shown where the base number of responses is less than 10 during the period. % is calculated as Quantity/Base number*100

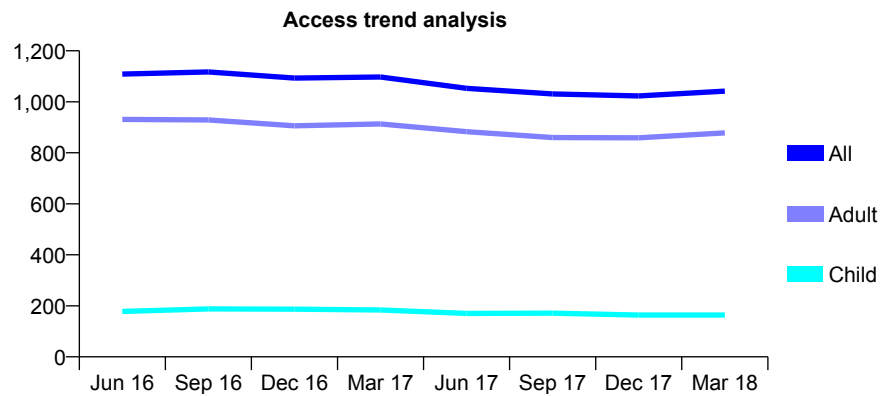
Q63 - Vital Signs At a Glance Contract Report for 196932/0001 - March 2018

Name or company name	Miss C McCarthy & Miss M McCarthy
Contract type name	GDS Contract
Purpose of contract	General
Contract start date	01/08/2010
Contract end date	

17/18 Contracted general activity (UDA)	2,200
Carry forward general activity (UDA)	-44
17/18 Contracted orthodontic activity (UOA)	0
Carry forward orthodontic activity (UOA)	0
Baseline contract value	£57,211.54

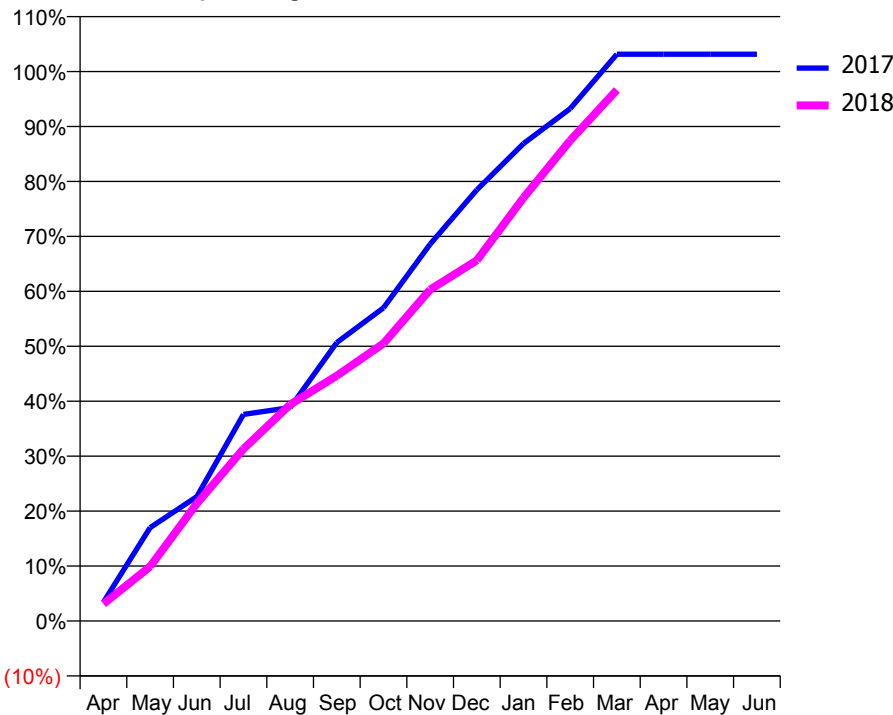
ACCESS*

Patients seen in 24 months	Total	Change since previous quarter
Quarter ending March 2017	1,097	
Quarter ending June 2017	1,053	↓
Quarter ending September 2017	1,031	↓
Quarter ending December 2017	1,023	→
Quarter ending March 2018	1,042	→
Variance since March 2017	(5.0%)	↓



ACTIVITY

Cumulative percentage of contracted UDA delivered 2017 & 2018



Month	Adjusted Scheduled Activity (UDA)	
	2017	2018
April	75	68
May	374	218
June	498	470
July	827	689
August	855	867
September	1,115	982
October	1,254	1,111
November	1,509	1,327
December	1,726	1,444
January	1,912	1,695
February	2,051	1,924
March	2,269	2,126
April	2,269	
May	2,269	
June	2,269	

QUALITY

	Quantity	Base Number	Contract	AT	Region	England
% of FP17s for the same patient ID Re-attending within 3 months - Children	1	188	0.5%	10.1%	11.5%	11.9%
% of FP17s for the same patient ID Re-attending within 3 months - Adults	11	947	1.2%	15.5%	16.8%	16.0%
% of FP17s for the same patient ID Re-attending between 3 & 9 months - Children	84	188	44.7%	48.4%	47.7%	58.3%
% of FP17s for the same patient ID Re-attending between 3 & 9 months - Adults	563	947	59.5%	38.1%	38.2%	50.3%
% of FP17s for Band 1 Urgent Courses	55	1,135	4.8%	10.1%	10.6%	9.1%
% of FP17s Relating to Free Repair or Replacements	0	1,135	0.0%	0.6%	0.6%	0.8%
% of FP17s Relating to Continuations	0	1,135	0.0%	0.9%	0.8%	1.0%
% of Patients satisfied with the dentistry they have received	1	1	N/A	90.1%	89.3%	91.5%
% of Patients satisfied with the time they had to wait for an appointment	0	1	N/A	86.9%	84.4%	87.9%

* This is based on patients treated on this contract for their most recent course of treatment. Figures in italics indicate the base number of FP17s or Patient Questionnaire responses are less than 100. N/A is shown where the base number of responses is less than 10 during the period. % is calculated as Quantity/Base number*100

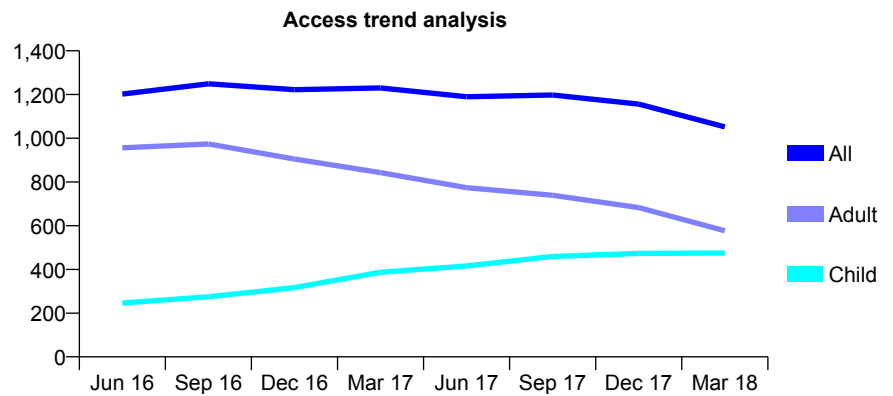
Q63 - Vital Signs At a Glance Contract Report for 198544/0001 - March 2018

Name or company name	Dr Zuleyha Cetinkaya DUZGUNOGLU
Contract type name	GDS Contract
Purpose of contract	General
Contract start date	01/06/2014
Contract end date	

17/18 Contracted general activity (UDA)	2,200
Carry forward general activity (UDA)	-20
17/18 Contracted orthodontic activity (UOA)	0
Carry forward orthodontic activity (UOA)	0
Baseline contract value	£70,826.02

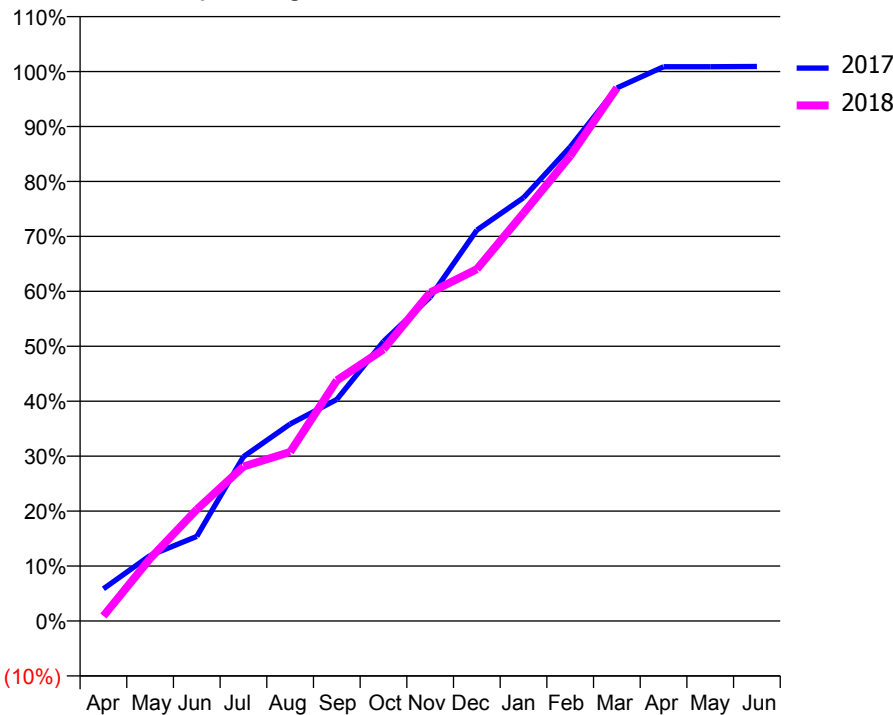
ACCESS*

Patients seen in 24 months	Total	Change since previous quarter
Quarter ending March 2017	1,230	
Quarter ending June 2017	1,190	↓
Quarter ending September 2017	1,198	→
Quarter ending December 2017	1,156	↓
Quarter ending March 2018	1,052	↓
Variance since March 2017	(14.5%)	↓



ACTIVITY

Cumulative percentage of contracted UDA delivered 2017 & 2018



Month	Adjusted Scheduled Activity (UDA)	
	2017	2018
April	129	20
May	262	250
June	339	447
July	658	618
August	789	677
September	887	963
October	1,119	1,088
November	1,297	1,315
December	1,565	1,409
January	1,695	1,634
February	1,898	1,862
March	2,134	2,134
April	2,219	
May	2,219	
June	2,220	

QUALITY

	Quantity	Base Number	Contract	AT	Region	England
% of FP17s for the same patient ID Re-attending within 3 months - Children	25	645	3.9%	10.1%	11.5%	11.9%
% of FP17s for the same patient ID Re-attending within 3 months - Adults	53	645	8.2%	15.5%	16.8%	16.0%
% of FP17s for the same patient ID Re-attending between 3 & 9 months - Children	362	645	56.1%	48.4%	47.7%	58.3%
% of FP17s for the same patient ID Re-attending between 3 & 9 months - Adults	327	645	50.7%	38.1%	38.2%	50.3%
% of FP17s for Band 1 Urgent Courses	60	1,227	4.9%	10.1%	10.6%	9.1%
% of FP17s Relating to Free Repair or Replacements	1	1,227	0.1%	0.6%	0.6%	0.8%
% of FP17s Relating to Continuations	1	1,227	0.1%	0.9%	0.8%	1.0%
% of Patients satisfied with the dentistry they have received	0	0	N/A	90.1%	89.3%	91.5%
% of Patients satisfied with the time they had to wait for an appointment	0	0	N/A	86.9%	84.4%	87.9%

* This is based on patients treated on this contract for their most recent course of treatment. Figures in italics indicate the base number of FP17s or Patient Questionnaire responses are less than 100. N/A is shown where the base number of responses is less than 10 during the period. % is calculated as Quantity/Base number*100

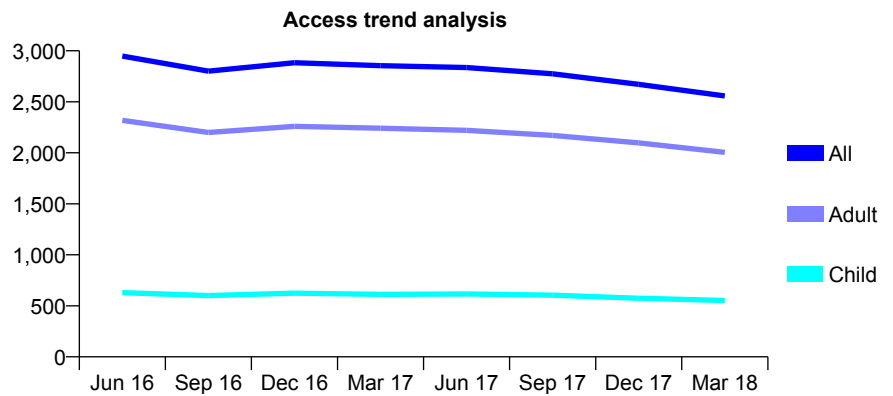
Q63 - Vital Signs At a Glance Contract Report for 198897/0001 - March 2018

Name or company name	Dr D Patel and Dr K Patel
Contract type name	GDS Contract
Purpose of contract	General
Contract start date	01/11/2013
Contract end date	

17/18 Contracted general activity (UDA)	13,000
Carry forward general activity (UDA)	0
17/18 Contracted orthodontic activity (UOA)	0
Carry forward orthodontic activity (UOA)	0
Baseline contract value	£333,065.64

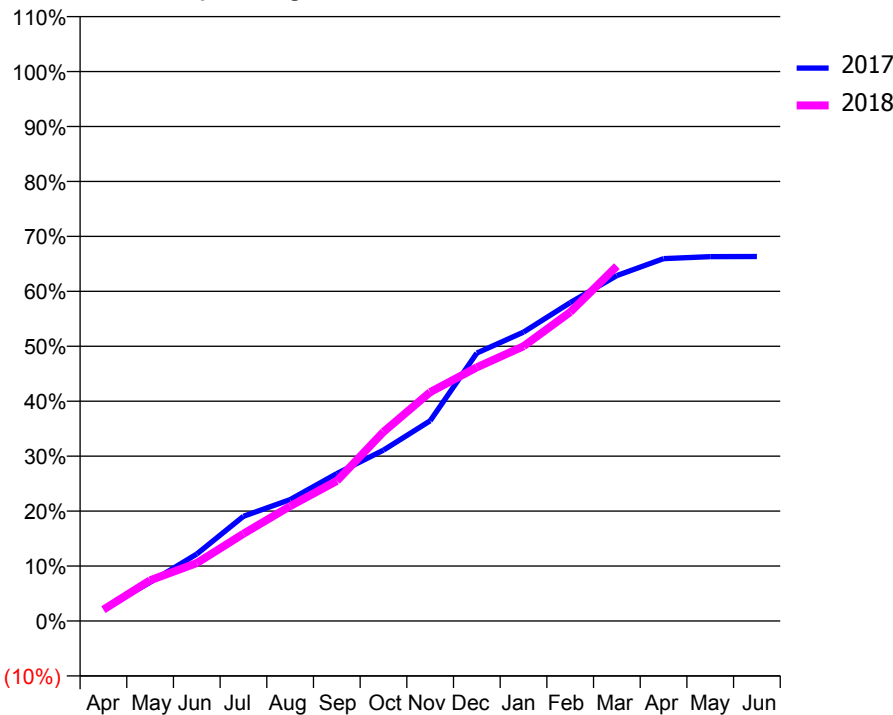
ACCESS*

Patients seen in 24 months	Total	Change since previous quarter
Quarter ending March 2017	2,854	
Quarter ending June 2017	2,836	→
Quarter ending September 2017	2,775	↓
Quarter ending December 2017	2,671	↓
Quarter ending March 2018	2,557	↓
Variance since March 2017	(10.4%)	↓



ACTIVITY

Cumulative percentage of contracted UDA delivered 2017 & 2018



Month	Adjusted Scheduled Activity (UDA)	
	2017	2018
April	287	271
May	917	963
June	1,586	1,372
July	2,478	2,066
August	2,874	2,719
September	3,487	3,315
October	4,043	4,474
November	4,737	5,417
December	6,340	6,003
January	6,836	6,500
February	7,531	7,308
March	8,171	8,397
April	8,573	
May	8,621	
June	8,624	

QUALITY

	Quantity	Base Number	Contract	AT	Region	England
% of FP17s for the same patient ID Re-attending within 3 months - Children	35	594	5.9%	10.1%	11.5%	11.9%
% of FP17s for the same patient ID Re-attending within 3 months - Adults	265	2,007	13.2%	15.5%	16.8%	16.0%
% of FP17s for the same patient ID Re-attending between 3 & 9 months - Children	228	594	38.4%	48.4%	47.7%	58.3%
% of FP17s for the same patient ID Re-attending between 3 & 9 months - Adults	674	2,007	33.6%	38.1%	38.2%	50.3%
% of FP17s for Band 1 Urgent Courses	176	2,486	7.1%	10.1%	10.6%	9.1%
% of FP17s Relating to Free Repair or Replacements	29	2,486	1.2%	0.6%	0.6%	0.8%
% of FP17s Relating to Continuations	75	2,486	3.0%	0.9%	0.8%	1.0%
% of Patients satisfied with the dentistry they have received	2	3	N/A	90.1%	89.3%	91.5%
% of Patients satisfied with the time they had to wait for an appointment	3	3	N/A	86.9%	84.4%	87.9%

* This is based on patients treated on this contract for their most recent course of treatment. Figures in italics indicate the base number of FP17s or Patient Questionnaire responses are less than 100. N/A is shown where the base number of responses is less than 10 during the period. % is calculated as Quantity/Base number*100

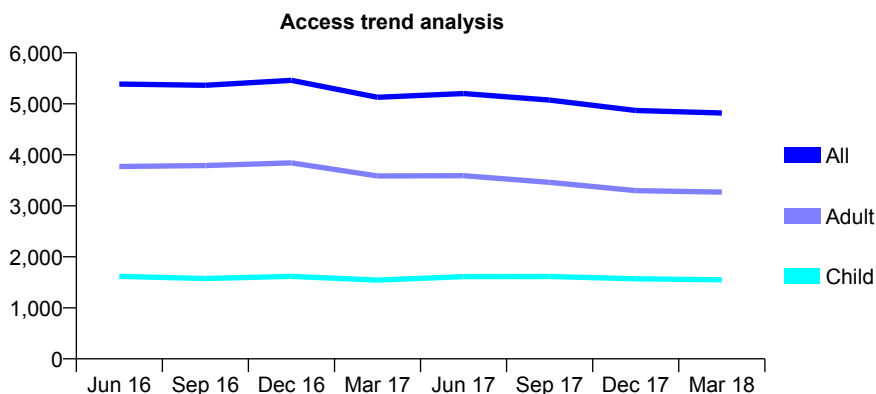
Q63 - Vital Signs At a Glance Contract Report for 198943/0001 - March 2018

Name or company name	P S Photay & Associates
Contract type name	GDS Contract
Purpose of contract	General
Contract start date	01/10/2013
Contract end date	

17/18 Contracted general activity (UDA)	16,824
Carry forward general activity (UDA)	640
17/18 Contracted orthodontic activity (UOA)	0
Carry forward orthodontic activity (UOA)	0
Baseline contract value	£435,047.63

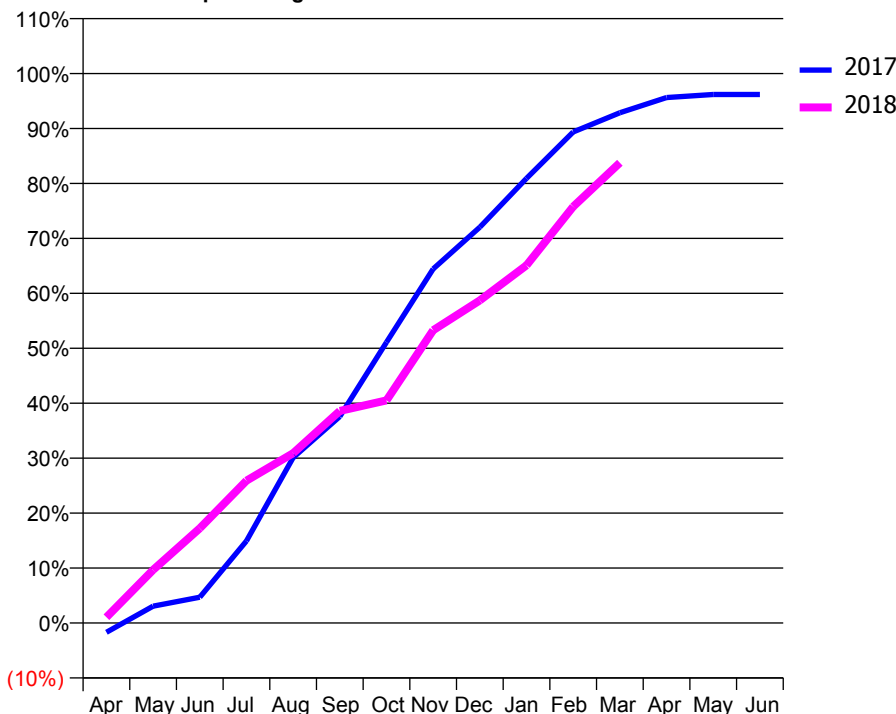
ACCESS*

Patients seen in 24 months	Total	Change since previous quarter
Quarter ending March 2017	5,128	
Quarter ending June 2017	5,202	→
Quarter ending September 2017	5,074	↓
Quarter ending December 2017	4,869	↓
Quarter ending March 2018	4,820	↓
Variance since March 2017	(6.0%)	↓



ACTIVITY

Cumulative percentage of contracted UDA delivered 2017 & 2018



Month	Adjusted Scheduled Activity (UDA)	
	2017	2018
April	-287	178
May	515	1,626
June	789	2,902
July	2,514	4,359
August	5,065	5,200
September	6,321	6,492
October	8,596	6,815
November	10,843	8,963
December	12,119	9,877
January	13,613	10,951
February	15,034	12,747
March	15,620	14,090
April	16,087	
May	16,184	
June	16,184	

QUALITY

	Quantity	Base Number	Contract	AT	Region	England
% of FP17s for the same patient ID Re-attending within 3 months - Children	114	1,647	6.9%	10.1%	11.5%	11.9%
% of FP17s for the same patient ID Re-attending within 3 months - Adults	449	3,008	14.9%	15.5%	16.8%	16.0%
% of FP17s for the same patient ID Re-attending between 3 & 9 months - Children	638	1,647	38.7%	48.4%	47.7%	58.3%
% of FP17s for the same patient ID Re-attending between 3 & 9 months - Adults	762	3,008	25.3%	38.1%	38.2%	50.3%
% of FP17s for Band 1 Urgent Courses	536	4,461	12.0%	10.1%	10.6%	9.1%
% of FP17s Relating to Free Repair or Replacements	0	4,461	0.0%	0.6%	0.6%	0.8%
% of FP17s Relating to Continuations	84	4,461	1.9%	0.9%	0.8%	1.0%
% of Patients satisfied with the dentistry they have received	3	4	N/A	90.1%	89.3%	91.5%
% of Patients satisfied with the time they had to wait for an appointment	2	4	N/A	86.9%	84.4%	87.9%

* This is based on patients treated on this contract for their most recent course of treatment. Figures in italics indicate the base number of FP17s or Patient Questionnaire responses are less than 100. N/A is shown where the base number of responses is less than 10 during the period. % is calculated as Quantity/Base number*100

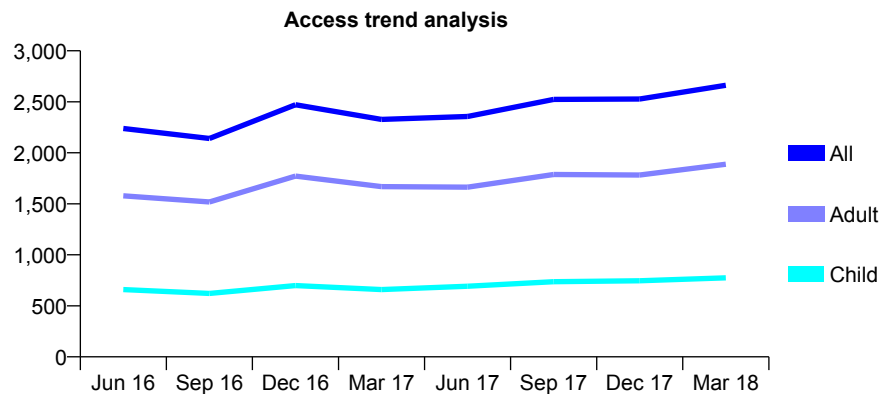
Q63 - Vital Signs At a Glance Contract Report for 198943/0002 - March 2018

Name or company name	P S Photay & Associates
Contract type name	GDS Contract
Purpose of contract	General
Contract start date	01/10/2013
Contract end date	

17/18 Contracted general activity (UDA)	8,520
Carry forward general activity (UDA)	204
17/18 Contracted orthodontic activity (UOA)	0
Carry forward orthodontic activity (UOA)	0
Baseline contract value	£221,418.12

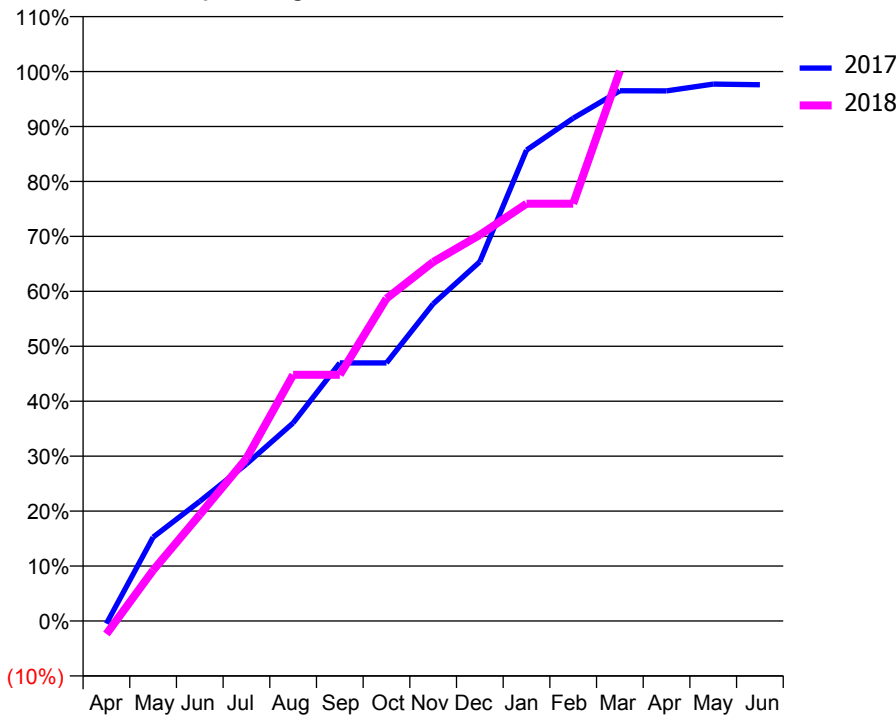
ACCESS*

Patients seen in 24 months	Total	Change since previous quarter
Quarter ending March 2017	2,327	
Quarter ending June 2017	2,356	→
Quarter ending September 2017	2,524	↑
Quarter ending December 2017	2,528	→
Quarter ending March 2018	2,662	↑
Variance since March 2017	14.4%	↑



ACTIVITY

Cumulative percentage of contracted UDA delivered 2017 & 2018



Month	Adjusted Scheduled Activity (UDA)	
	2017	2018
April	-43	-204
May	1,299	788
June	1,855	1,650
July	2,435	2,521
August	3,072	3,819
September	4,001	3,819
October	4,001	4,999
November	4,917	5,567
December	5,571	5,987
January	7,302	6,469
February	7,795	6,469
March	8,222	8,530
April	8,219	
May	8,325	
June	8,316	

QUALITY

	Quantity	Base Number	Contract	AT	Region	England
% of FP17s for the same patient ID Re-attending within 3 months - Children	41	974	4.2%	10.1%	11.5%	11.9%
% of FP17s for the same patient ID Re-attending within 3 months - Adults	162	1,840	8.8%	15.5%	16.8%	16.0%
% of FP17s for the same patient ID Re-attending between 3 & 9 months - Children	378	974	38.8%	48.4%	47.7%	58.3%
% of FP17s for the same patient ID Re-attending between 3 & 9 months - Adults	483	1,840	26.3%	38.1%	38.2%	50.3%
% of FP17s for Band 1 Urgent Courses	461	2,777	16.6%	10.1%	10.6%	9.1%
% of FP17s Relating to Free Repair or Replacements	0	2,777	0.0%	0.6%	0.6%	0.8%
% of FP17s Relating to Continuations	11	2,777	0.4%	0.9%	0.8%	1.0%
% of Patients satisfied with the dentistry they have received	1	1	N/A	90.1%	89.3%	91.5%
% of Patients satisfied with the time they had to wait for an appointment	1	1	N/A	86.9%	84.4%	87.9%

* This is based on patients treated on this contract for their most recent course of treatment. Figures in italics indicate the base number of FP17s or Patient Questionnaire responses are less than 100. N/A is shown where the base number of responses is less than 10 during the period. % is calculated as Quantity/Base number*100

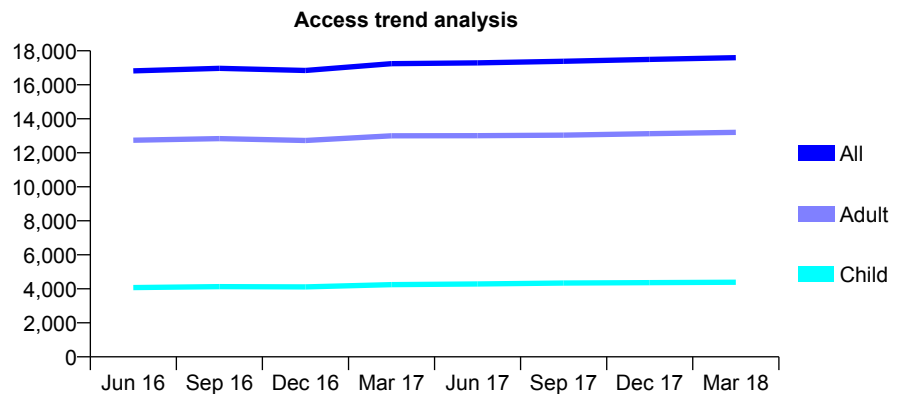
Q63 - Vital Signs At a Glance Contract Report for 199214/0001 - March 2018

Name or company name	L. Ziman & Associates
Contract type name	GDS Contract
Purpose of contract	General
Contract start date	01/04/2013
Contract end date	

17/18 Contracted general activity (UDA)	47,912
Carry forward general activity (UDA)	0
17/18 Contracted orthodontic activity (UOA)	0
Carry forward orthodontic activity (UOA)	0
Baseline contract value	£1,333,320.08

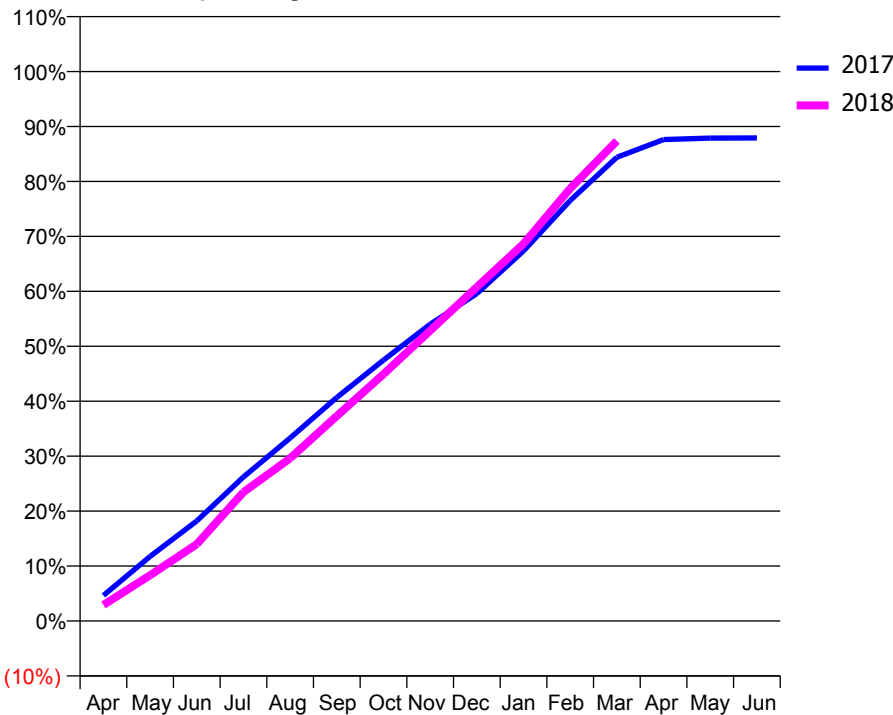
ACCESS*

Patients seen in 24 months	Total	Change since previous quarter
Quarter ending March 2017	17,247	
Quarter ending June 2017	17,294	→
Quarter ending September 2017	17,381	→
Quarter ending December 2017	17,492	→
Quarter ending March 2018	17,593	→
Variance since March 2017	2.0%	↑



ACTIVITY

Cumulative percentage of contracted UDA delivered 2017 & 2018



Month	Adjusted Scheduled Activity (UDA)	
	2017	2018
April	2,406	1,401
May	6,109	4,000
June	9,452	6,698
July	13,614	11,239
August	17,286	14,192
September	21,117	17,878
October	24,645	21,529
November	28,031	25,316
December	30,931	29,117
January	34,959	32,889
February	39,731	37,715
March	43,803	41,860
April	45,486	
May	45,618	
June	45,635	

QUALITY

	Quantity	Base Number	Contract	AT	Region	England
% of FP17s for the same patient ID Re-attending within 3 months - Children	359	6,120	5.9%	10.1%	11.5%	11.9%
% of FP17s for the same patient ID Re-attending within 3 months - Adults	1,875	14,912	12.6%	15.5%	16.8%	16.0%
% of FP17s for the same patient ID Re-attending between 3 & 9 months - Children	3,502	6,120	57.2%	48.4%	47.7%	58.3%
% of FP17s for the same patient ID Re-attending between 3 & 9 months - Adults	6,078	14,912	40.8%	38.1%	38.2%	50.3%
% of FP17s for Band 1 Urgent Courses	1,766	19,698	9.0%	10.1%	10.6%	9.1%
% of FP17s Relating to Free Repair or Replacements	185	19,698	0.9%	0.6%	0.6%	0.8%
% of FP17s Relating to Continuations	96	19,698	0.5%	0.9%	0.8%	1.0%
% of Patients satisfied with the dentistry they have received	3	3	N/A	90.1%	89.3%	91.5%
% of Patients satisfied with the time they had to wait for an appointment	2	3	N/A	86.9%	84.4%	87.9%

* This is based on patients treated on this contract for their most recent course of treatment. Figures in italics indicate the base number of FP17s or Patient Questionnaire responses are less than 100. N/A is shown where the base number of responses is less than 10 during the period. % is calculated as Quantity/Base number*100

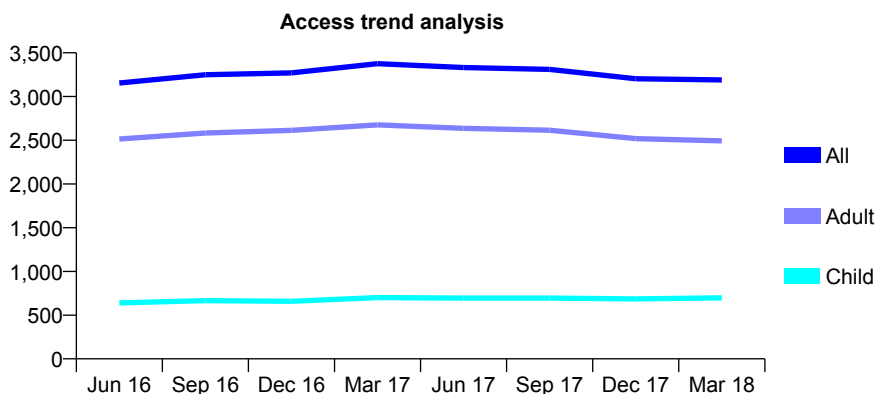
Q63 - Vital Signs At a Glance Contract Report for 199249/0001 - March 2018

Name or company name	Maxident Limited
Contract type name	GDS Contract
Purpose of contract	General
Contract start date	01/03/2011
Contract end date	

17/18 Contracted general activity (UDA)	9,489
Carry forward general activity (UDA)	-190
17/18 Contracted orthodontic activity (UOA)	0
Carry forward orthodontic activity (UOA)	0
Baseline contract value	£270,362.40

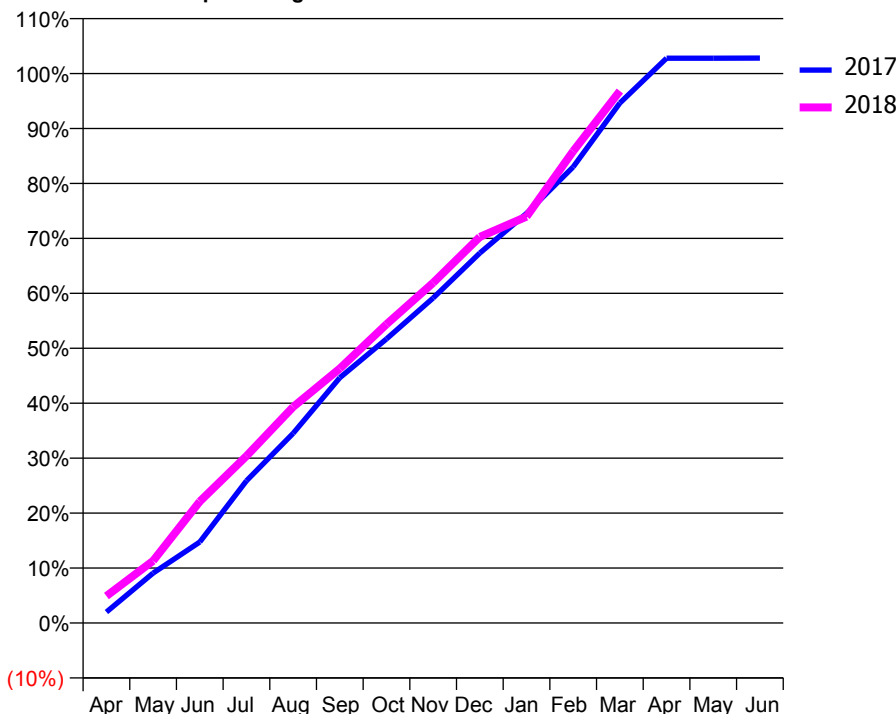
ACCESS*

Patients seen in 24 months	Total	Change since previous quarter
Quarter ending March 2017	3,376	
Quarter ending June 2017	3,331	↓
Quarter ending September 2017	3,310	→
Quarter ending December 2017	3,204	↓
Quarter ending March 2018	3,190	→
Variance since March 2017	(5.5%)	↓



ACTIVITY

Cumulative percentage of contracted UDA delivered 2017 & 2018



Month	Adjusted Scheduled Activity (UDA)	
	2017	2018
April	190	467
May	863	1,074
June	1,400	2,100
July	2,456	2,884
August	3,275	3,732
September	4,235	4,394
October	4,907	5,159
November	5,612	5,874
December	6,389	6,668
January	7,072	7,018
February	7,877	8,148
March	8,979	9,188
April	9,754	
May	9,754	
June	9,755	

QUALITY

	Quantity	Base Number	Contract	AT	Region	England
% of FP17s for the same patient ID Re-attending within 3 months - Children	45	749	6.0%	10.1%	11.5%	11.9%
% of FP17s for the same patient ID Re-attending within 3 months - Adults	376	2,353	16.0%	15.5%	16.8%	16.0%
% of FP17s for the same patient ID Re-attending between 3 & 9 months - Children	262	749	35.0%	48.4%	47.7%	58.3%
% of FP17s for the same patient ID Re-attending between 3 & 9 months - Adults	709	2,353	30.1%	38.1%	38.2%	50.3%
% of FP17s for Band 1 Urgent Courses	248	2,911	8.5%	10.1%	10.6%	9.1%
% of FP17s Relating to Free Repair or Replacements	0	2,911	0.0%	0.6%	0.6%	0.8%
% of FP17s Relating to Continuations	2	2,911	0.1%	0.9%	0.8%	1.0%
% of Patients satisfied with the dentistry they have received	1	1	N/A	90.1%	89.3%	91.5%
% of Patients satisfied with the time they had to wait for an appointment	1	1	N/A	86.9%	84.4%	87.9%

* This is based on patients treated on this contract for their most recent course of treatment. Figures in italics indicate the base number of FP17s or Patient Questionnaire responses are less than 100. N/A is shown where the base number of responses is less than 10 during the period. % is calculated as Quantity/Base number*100

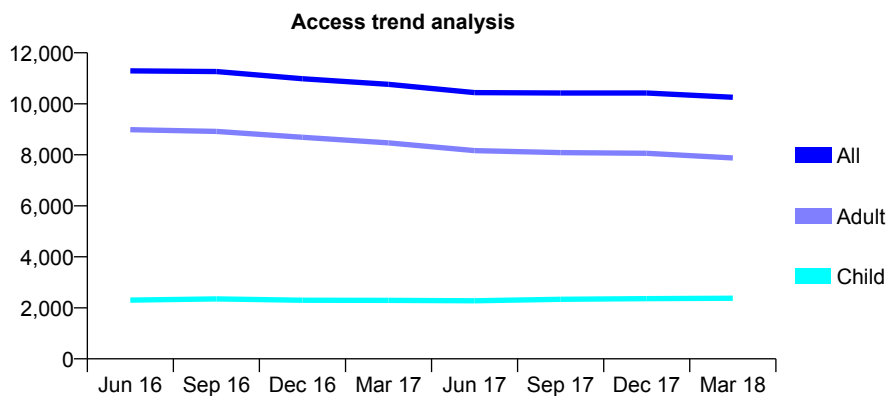
Q63 - Vital Signs At a Glance Contract Report for 199443/0001 - March 2018

Name or company name	Namta Ltd
Contract type name	GDS Contract
Purpose of contract	General
Contract start date	01/04/2011
Contract end date	

17/18 Contracted general activity (UDA)	26,885
Carry forward general activity (UDA)	875
17/18 Contracted orthodontic activity (UOA)	0
Carry forward orthodontic activity (UOA)	0
Baseline contract value	£719,155.40

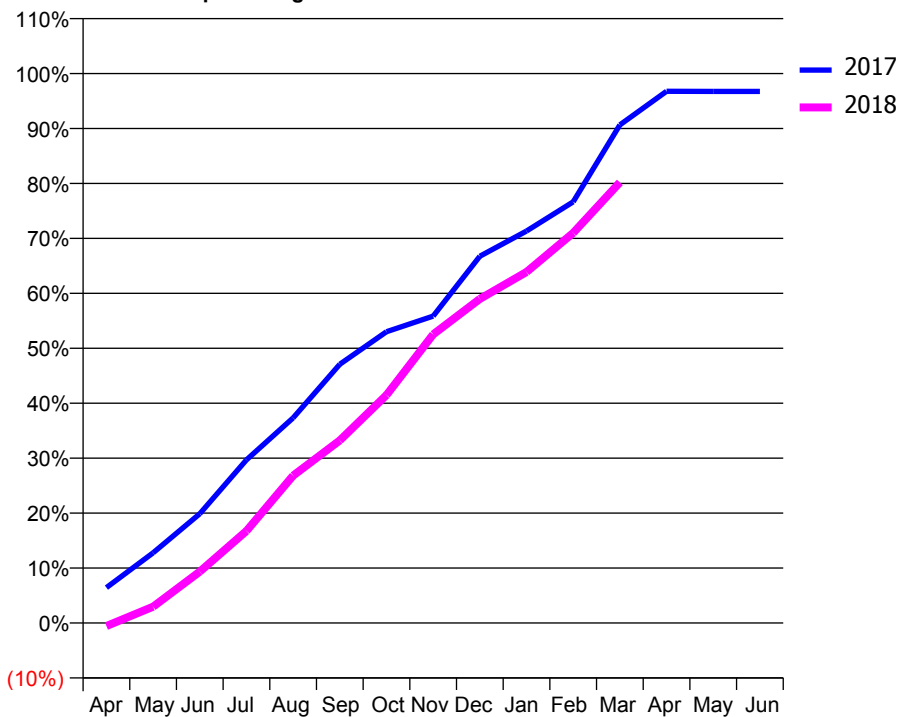
ACCESS*

Patients seen in 24 months	Total	Change since previous quarter
Quarter ending March 2017	10,761	
Quarter ending June 2017	10,441	↓
Quarter ending September 2017	10,423	→
Quarter ending December 2017	10,422	→
Quarter ending March 2018	10,254	↓
Variance since March 2017	(4.7%)	↓



ACTIVITY

Cumulative percentage of contracted UDA delivered 2017 & 2018



Month	Adjusted Scheduled Activity (UDA)	
	2017	2018
April	1,729	-155
May	3,438	802
June	5,344	2,516
July	7,981	4,502
August	10,038	7,211
September	12,661	8,932
October	14,250	11,152
November	15,018	14,121
December	17,943	15,857
January	19,180	17,176
February	20,606	19,089
March	24,374	21,557
April	26,014	
May	26,009	
June	26,010	

QUALITY

	Quantity	Base Number	Contract	AT	Region	England
% of FP17s for the same patient ID Re-attending within 3 months - Children	269	2,893	9.3%	10.1%	11.5%	11.9%
% of FP17s for the same patient ID Re-attending within 3 months - Adults	1,333	8,139	16.4%	15.5%	16.8%	16.0%
% of FP17s for the same patient ID Re-attending between 3 & 9 months - Children	1,200	2,893	41.5%	48.4%	47.7%	58.3%
% of FP17s for the same patient ID Re-attending between 3 & 9 months - Adults	2,765	8,139	34.0%	38.1%	38.2%	50.3%
% of FP17s for Band 1 Urgent Courses	1,559	10,346	15.1%	10.1%	10.6%	9.1%
% of FP17s Relating to Free Repair or Replacements	59	10,346	0.6%	0.6%	0.6%	0.8%
% of FP17s Relating to Continuations	16	10,346	0.2%	0.9%	0.8%	1.0%
% of Patients satisfied with the dentistry they have received	8	9	N/A	90.1%	89.3%	91.5%
% of Patients satisfied with the time they had to wait for an appointment	7	9	N/A	86.9%	84.4%	87.9%

* This is based on patients treated on this contract for their most recent course of treatment. Figures in italics indicate the base number of FP17s or Patient Questionnaire responses are less than 100. N/A is shown where the base number of responses is less than 10 during the period. % is calculated as Quantity/Base number*100

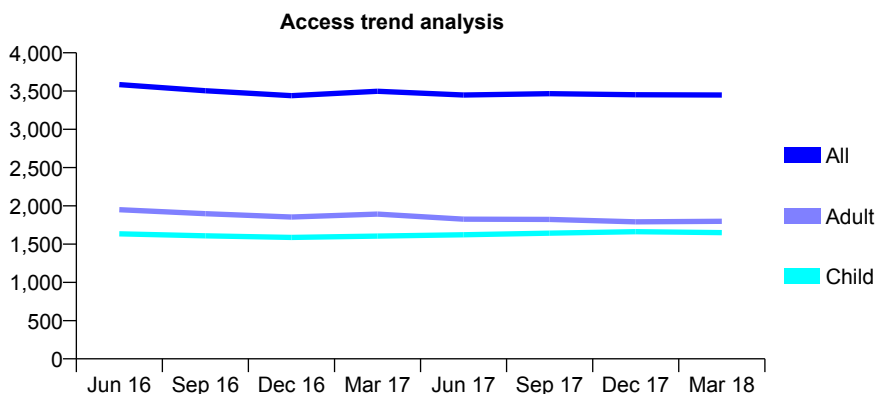
Q63 - Vital Signs At a Glance Contract Report for 199826/0001 - March 2018

Name or company name	FEARNS LIMITED
Contract type name	GDS Contract
Purpose of contract	General
Contract start date	01/03/2009
Contract end date	

17/18 Contracted general activity (UDA)	6,400
Carry forward general activity (UDA)	56
17/18 Contracted orthodontic activity (UOA)	0
Carry forward orthodontic activity (UOA)	0
Baseline contract value	£150,757.39

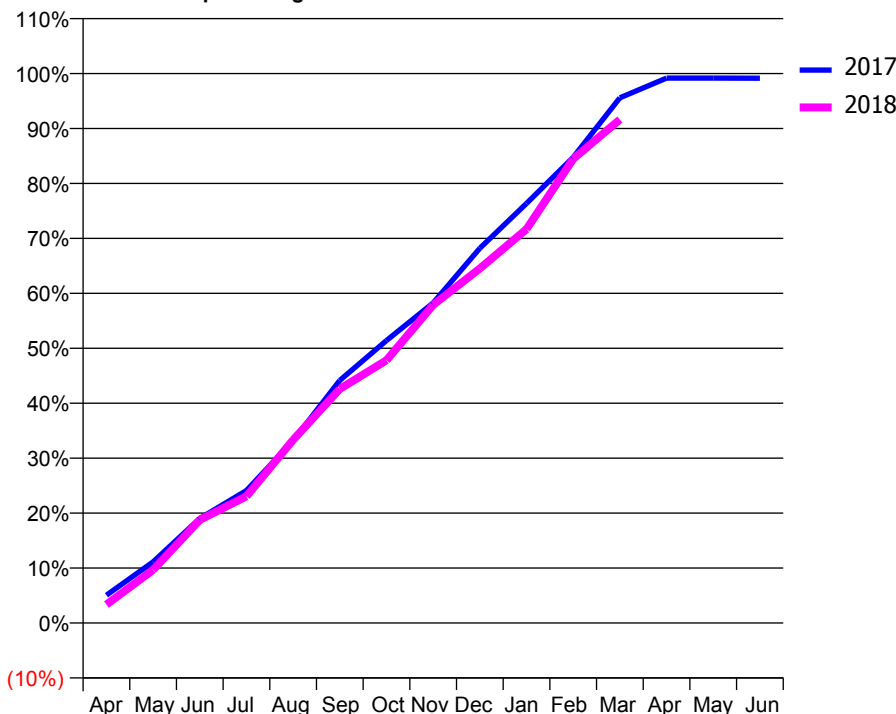
ACCESS*

Patients seen in 24 months	Total	Change since previous quarter
Quarter ending March 2017	3,497	
Quarter ending June 2017	3,448	↓
Quarter ending September 2017	3,465	→
Quarter ending December 2017	3,452	→
Quarter ending March 2018	3,448	→
Variance since March 2017	(1.4%)	↓



ACTIVITY

Cumulative percentage of contracted UDA delivered 2017 & 2018



Adjusted Scheduled Activity (UDA)

Month	2017	2018
April	323	215
May	711	619
June	1,218	1,202
July	1,543	1,476
August	2,125	2,134
September	2,826	2,727
October	3,291	3,061
November	3,728	3,705
December	4,365	4,129
January	4,887	4,587
February	5,425	5,406
March	6,116	5,864
April	6,347	
May	6,347	
June	6,344	

QUALITY

	Quantity	Base Number	Contract	AT	Region	England
% of FP17s for the same patient ID Re-attending within 3 months - Children	119	2,657	4.5%	10.1%	11.5%	11.9%
% of FP17s for the same patient ID Re-attending within 3 months - Adults	274	2,007	13.7%	15.5%	16.8%	16.0%
% of FP17s for the same patient ID Re-attending between 3 & 9 months - Children	1,865	2,657	70.2%	48.4%	47.7%	58.3%
% of FP17s for the same patient ID Re-attending between 3 & 9 months - Adults	963	2,007	48.0%	38.1%	38.2%	50.3%
% of FP17s for Band 1 Urgent Courses	182	3,383	5.4%	10.1%	10.6%	9.1%
% of FP17s Relating to Free Repair or Replacements	5	3,383	0.1%	0.6%	0.6%	0.8%
% of FP17s Relating to Continuations	5	3,383	0.1%	0.9%	0.8%	1.0%
% of Patients satisfied with the dentistry they have received	1	1	N/A	90.1%	89.3%	91.5%
% of Patients satisfied with the time they had to wait for an appointment	1	1	N/A	86.9%	84.4%	87.9%

* This is based on patients treated on this contract for their most recent course of treatment. Figures in italics indicate the base number of FP17s or Patient Questionnaire responses are less than 100. N/A is shown where the base number of responses is less than 10 during the period. % is calculated as Quantity/Base number*100

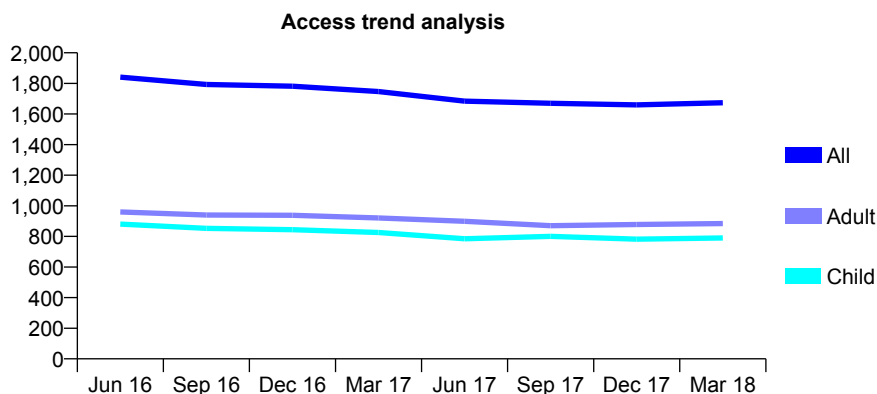
Q63 - Vital Signs At a Glance Contract Report for 204307/0002 - March 2018

Name or company name	MR RN SILVERSTONE
Contract type name	GDS Contract
Purpose of contract	General
Contract start date	16/12/2013
Contract end date	

17/18 Contracted general activity (UDA)	7,500
Carry forward general activity (UDA)	0
17/18 Contracted orthodontic activity (UOA)	0
Carry forward orthodontic activity (UOA)	0
Baseline contract value	£269,162.05

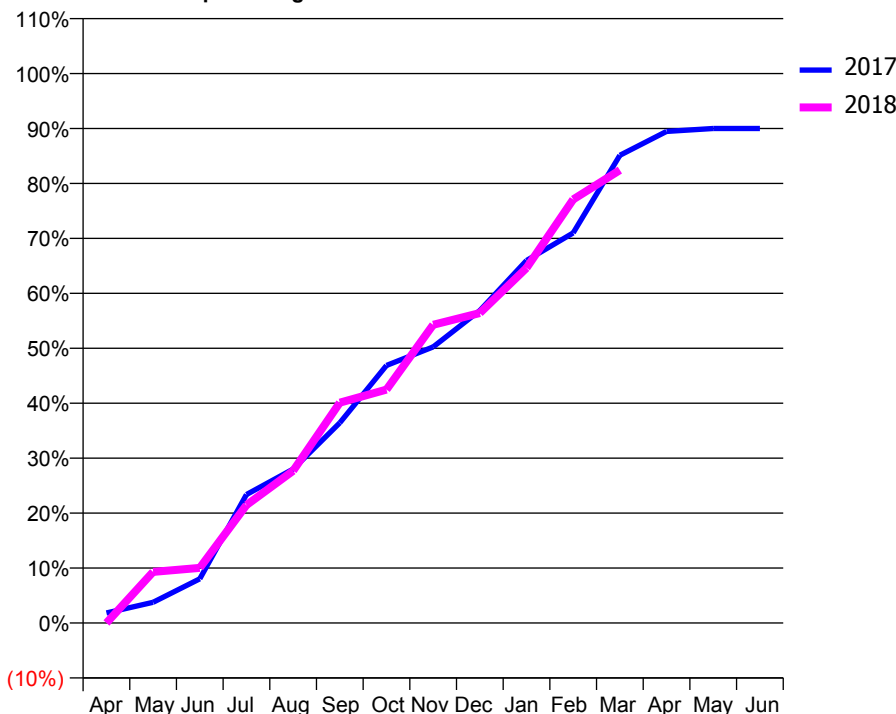
ACCESS*

Patients seen in 24 months	Total	Change since previous quarter
Quarter ending March 2017	1,747	
Quarter ending June 2017	1,684	↓
Quarter ending September 2017	1,670	→
Quarter ending December 2017	1,660	→
Quarter ending March 2018	1,674	→
Variance since March 2017	(4.2%)	↓



ACTIVITY

Cumulative percentage of contracted UDA delivered 2017 & 2018



Adjusted Scheduled Activity (UDA)

Month	2017	2018
April	137	0
May	282	699
June	604	752
July	1,754	1,610
August	2,101	2,077
September	2,733	3,007
October	3,516	3,185
November	3,769	4,071
December	4,266	4,230
January	4,948	4,845
February	5,325	5,782
March	6,384	6,181
April	6,709	
May	6,749	
June	6,749	

QUALITY

	Quantity	Base Number	Contract	AT	Region	England
% of FP17s for the same patient ID Re-attending within 3 months - Children	77	998	7.7%	10.1%	11.5%	11.9%
% of FP17s for the same patient ID Re-attending within 3 months - Adults	305	1,095	27.9%	15.5%	16.8%	16.0%
% of FP17s for the same patient ID Re-attending between 3 & 9 months - Children	476	998	47.7%	48.4%	47.7%	58.3%
% of FP17s for the same patient ID Re-attending between 3 & 9 months - Adults	404	1,095	36.9%	38.1%	38.2%	50.3%
% of FP17s for Band 1 Urgent Courses	229	2,013	11.4%	10.1%	10.6%	9.1%
% of FP17s Relating to Free Repair or Replacements	50	2,013	2.5%	0.6%	0.6%	0.8%
% of FP17s Relating to Continuations	61	2,013	3.0%	0.9%	0.8%	1.0%
% of Patients satisfied with the dentistry they have received	4	4	N/A	90.1%	89.3%	91.5%
% of Patients satisfied with the time they had to wait for an appointment	4	4	N/A	86.9%	84.4%	87.9%

* This is based on patients treated on this contract for their most recent course of treatment. Figures in italics indicate the base number of FP17s or Patient Questionnaire responses are less than 100. N/A is shown where the base number of responses is less than 10 during the period. % is calculated as Quantity/Base number*100

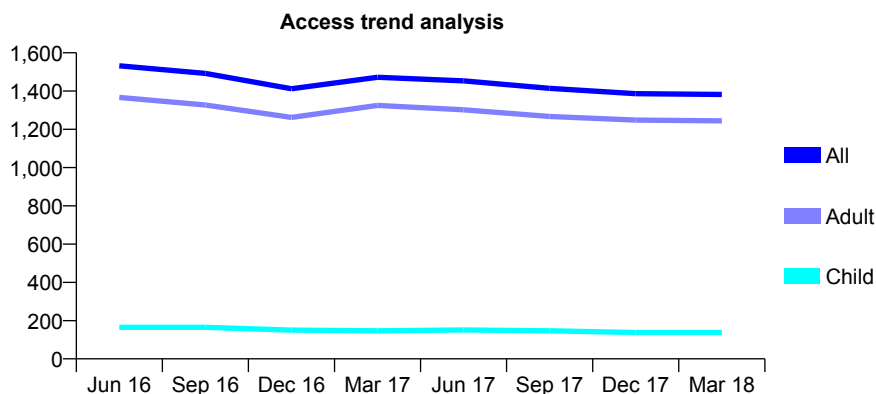
Q63 - Vital Signs At a Glance Contract Report for 206660/0002 - March 2018

Name or company name	MR HK AGYEKUM
Contract type name	GDS Contract
Purpose of contract	General
Contract start date	02/04/2011
Contract end date	

17/18 Contracted general activity (UDA)	5,840
Carry forward general activity (UDA)	-117
17/18 Contracted orthodontic activity (UOA)	0
Carry forward orthodontic activity (UOA)	0
Baseline contract value	£189,335.65

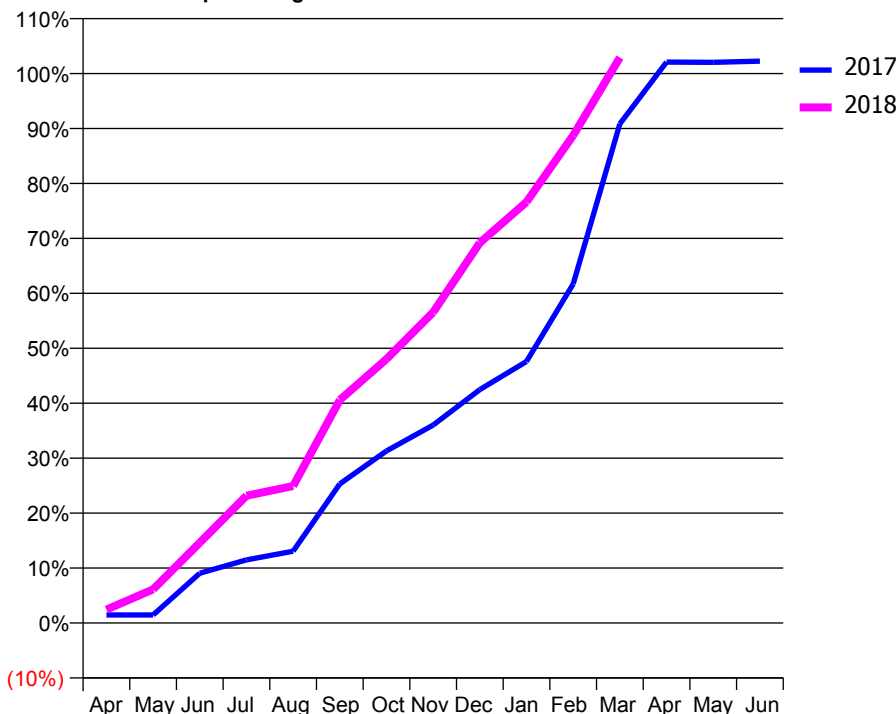
ACCESS*

Patients seen in 24 months	Total	Change since previous quarter
Quarter ending March 2017	1,472	
Quarter ending June 2017	1,453	↓
Quarter ending September 2017	1,414	↓
Quarter ending December 2017	1,386	↓
Quarter ending March 2018	1,382	→
Variance since March 2017	(6.1%)	↓



ACTIVITY

Cumulative percentage of contracted UDA delivered 2017 & 2018



Month	Adjusted Scheduled Activity (UDA)	
	2017	2018
April	86	143
May	86	358
June	529	854
July	672	1,353
August	764	1,457
September	1,478	2,370
October	1,829	2,805
November	2,103	3,303
December	2,481	4,041
January	2,780	4,475
February	3,604	5,182
March	5,305	6,010
April	5,961	
May	5,959	
June	5,971	

QUALITY

	Quantity	Base Number	Contract	AT	Region	England
% of FP17s for the same patient ID Re-attending within 3 months - Children	17	220	7.7%	10.1%	11.5%	11.9%
% of FP17s for the same patient ID Re-attending within 3 months - Adults	310	1,660	18.7%	15.5%	16.8%	16.0%
% of FP17s for the same patient ID Re-attending between 3 & 9 months - Children	106	220	48.2%	48.4%	47.7%	58.3%
% of FP17s for the same patient ID Re-attending between 3 & 9 months - Adults	770	1,660	46.4%	38.1%	38.2%	50.3%
% of FP17s for Band 1 Urgent Courses	134	1,662	8.1%	10.1%	10.6%	9.1%
% of FP17s Relating to Free Repair or Replacements	2	1,662	0.1%	0.6%	0.6%	0.8%
% of FP17s Relating to Continuations	0	1,662	0.0%	0.9%	0.8%	1.0%
% of Patients satisfied with the dentistry they have received	1	1	N/A	90.1%	89.3%	91.5%
% of Patients satisfied with the time they had to wait for an appointment	1	1	N/A	86.9%	84.4%	87.9%

* This is based on patients treated on this contract for their most recent course of treatment. Figures in italics indicate the base number of FP17s or Patient Questionnaire responses are less than 100. N/A is shown where the base number of responses is less than 10 during the period. % is calculated as Quantity/Base number*100

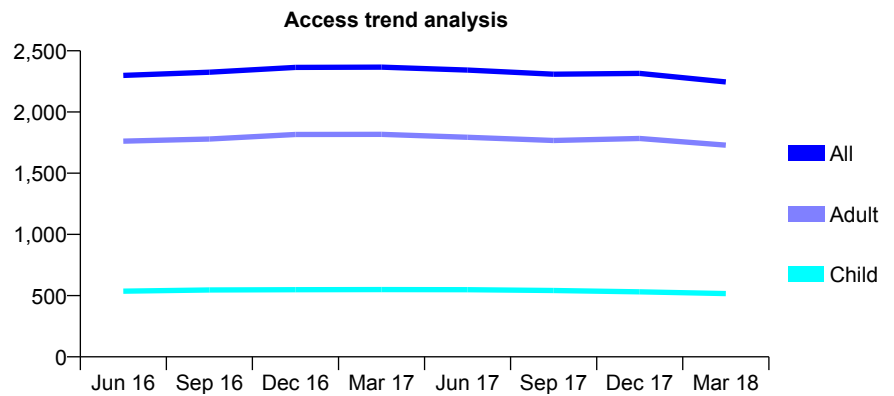
Q63 - Vital Signs At a Glance Contract Report for 213349/0001 - March 2018

Name or company name	MR GJ HUMPHRIES
Contract type name	GDS Contract
Purpose of contract	General
Contract start date	01/04/2006
Contract end date	

17/18 Contracted general activity (UDA)	6,029
Carry forward general activity (UDA)	0
17/18 Contracted orthodontic activity (UOA)	0
Carry forward orthodontic activity (UOA)	0
Baseline contract value	£163,715.53

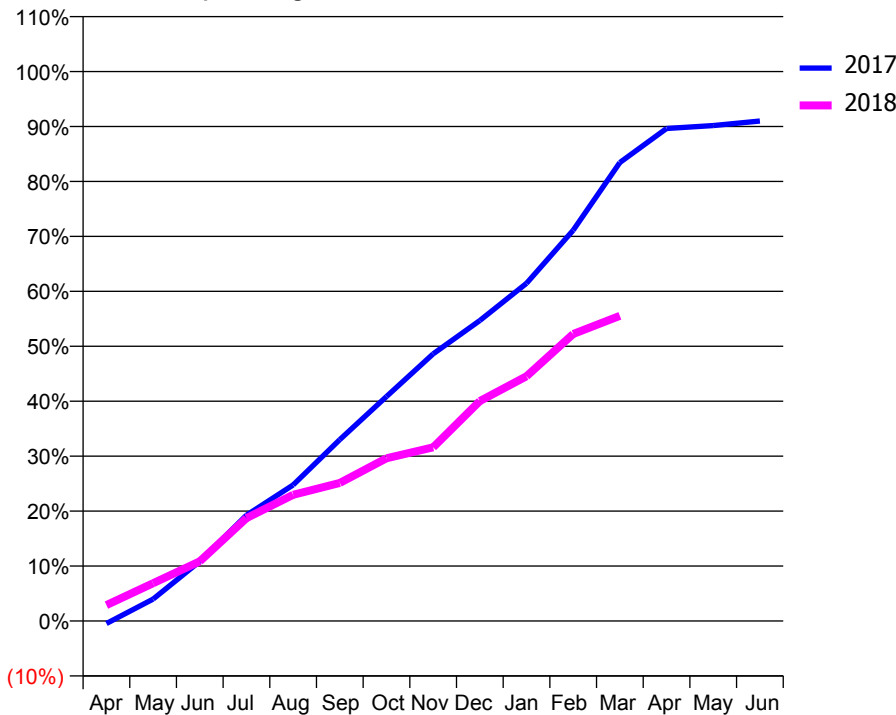
ACCESS*

Patients seen in 24 months	Total	Change since previous quarter
Quarter ending March 2017	2,367	
Quarter ending June 2017	2,343	↓
Quarter ending September 2017	2,309	↓
Quarter ending December 2017	2,315	→
Quarter ending March 2018	2,246	↓
Variance since March 2017	(5.1%)	↓



ACTIVITY

Cumulative percentage of contracted UDA delivered 2017 & 2018



Month	Adjusted Scheduled Activity (UDA)	
	2017	2018
April	-29	175
May	241	414
June	655	655
July	1,161	1,129
August	1,493	1,384
September	1,991	1,515
October	2,464	1,785
November	2,931	1,905
December	3,298	2,413
January	3,705	2,685
February	4,288	3,149
March	5,030	3,349
April	5,404	
May	5,437	
June	5,486	

QUALITY

	Quantity	Base Number	Contract	AT	Region	England
% of FP17s for the same patient ID Re-attending within 3 months - Children	44	555	7.9%	10.1%	11.5%	11.9%
% of FP17s for the same patient ID Re-attending within 3 months - Adults	251	1,576	15.9%	15.5%	16.8%	16.0%
% of FP17s for the same patient ID Re-attending between 3 & 9 months - Children	239	555	43.1%	48.4%	47.7%	58.3%
% of FP17s for the same patient ID Re-attending between 3 & 9 months - Adults	590	1,576	37.4%	38.1%	38.2%	50.3%
% of FP17s for Band 1 Urgent Courses	208	1,918	10.8%	10.1%	10.6%	9.1%
% of FP17s Relating to Free Repair or Replacements	45	1,918	2.3%	0.6%	0.6%	0.8%
% of FP17s Relating to Continuations	35	1,918	1.8%	0.9%	0.8%	1.0%
% of Patients satisfied with the dentistry they have received	0	0	N/A	90.1%	89.3%	91.5%
% of Patients satisfied with the time they had to wait for an appointment	0	0	N/A	86.9%	84.4%	87.9%

* This is based on patients treated on this contract for their most recent course of treatment. Figures in italics indicate the base number of FP17s or Patient Questionnaire responses are less than 100. N/A is shown where the base number of responses is less than 10 during the period. % is calculated as Quantity/Base number*100

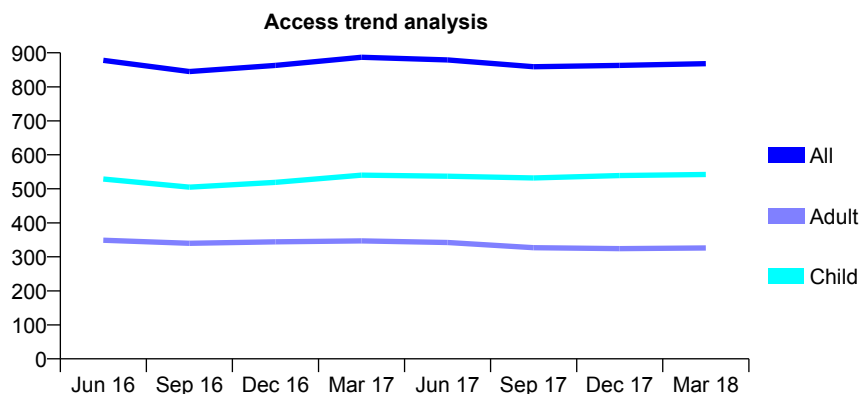
Q63 - Vital Signs At a Glance Contract Report for 214582/0001 - March 2018

Name or company name	S Shah
Contract type name	GDS Contract
Purpose of contract	General
Contract start date	01/04/2006
Contract end date	

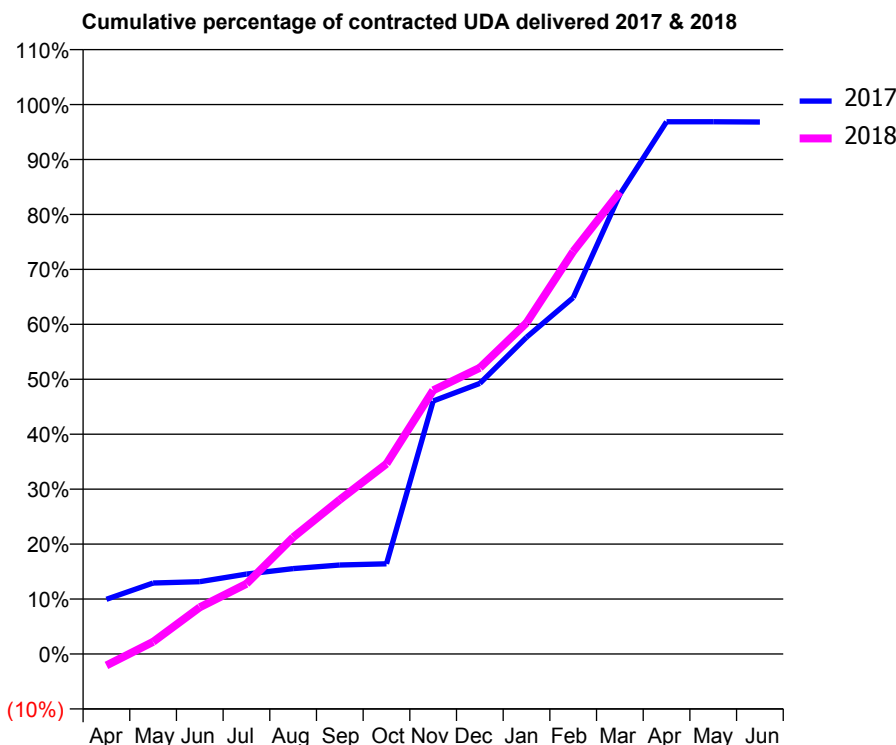
17/18 Contracted general activity (UDA)	2,040
Carry forward general activity (UDA)	65
17/18 Contracted orthodontic activity (UOA)	0
Carry forward orthodontic activity (UOA)	0
Baseline contract value	£52,590.97

ACCESS*

Patients seen in 24 months	Total	Change since previous quarter
Quarter ending March 2017	887	
Quarter ending June 2017	879	→
Quarter ending September 2017	859	↓
Quarter ending December 2017	863	→
Quarter ending March 2018	868	→
Variance since March 2017	(2.1%)	↓



ACTIVITY



Month	Adjusted Scheduled Activity (UDA)	
	2017	2018
April	203	-43
May	264	45
June	269	174
July	297	261
August	317	434
September	331	573
October	335	706
November	939	979
December	1,005	1,063
January	1,176	1,229
February	1,323	1,494
March	1,706	1,716
April	1,976	
May	1,976	
June	1,975	

QUALITY

	Quantity	Base Number	Contract	AT	Region	England
% of FP17s for the same patient ID Re-attending within 3 months - Children	63	1,040	6.1%	10.1%	11.5%	11.9%
% of FP17s for the same patient ID Re-attending within 3 months - Adults	32	327	9.8%	15.5%	16.8%	16.0%
% of FP17s for the same patient ID Re-attending between 3 & 9 months - Children	764	1,040	73.5%	48.4%	47.7%	58.3%
% of FP17s for the same patient ID Re-attending between 3 & 9 months - Adults	162	327	49.5%	38.1%	38.2%	50.3%
% of FP17s for Band 1 Urgent Courses	64	1,254	5.1%	10.1%	10.6%	9.1%
% of FP17s Relating to Free Repair or Replacements	0	1,254	0.0%	0.6%	0.6%	0.8%
% of FP17s Relating to Continuations	0	1,254	0.0%	0.9%	0.8%	1.0%
% of Patients satisfied with the dentistry they have received	1	1	N/A	90.1%	89.3%	91.5%
% of Patients satisfied with the time they had to wait for an appointment	1	1	N/A	86.9%	84.4%	87.9%

* This is based on patients treated on this contract for their most recent course of treatment. Figures in italics indicate the base number of FP17s or Patient Questionnaire responses are less than 100. N/A is shown where the base number of responses is less than 10 during the period. % is calculated as Quantity/Base number*100

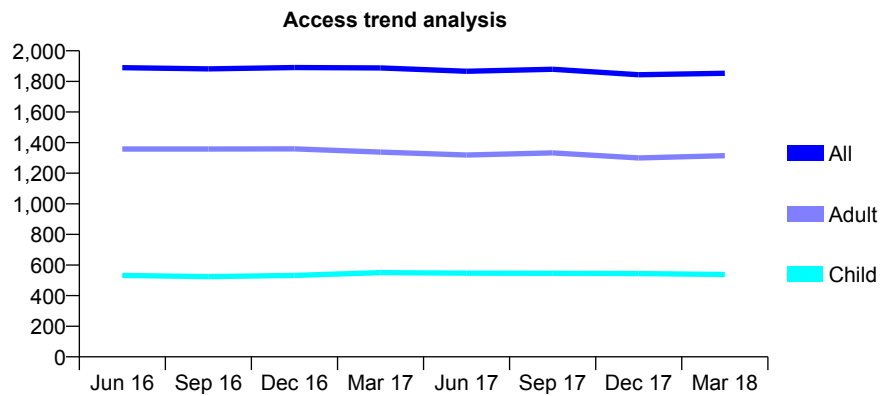
Q63 - Vital Signs At a Glance Contract Report for 214752/0001 - March 2018

Name or company name	MR A PATEL
Contract type name	GDS Contract
Purpose of contract	General
Contract start date	01/04/2006
Contract end date	

17/18 Contracted general activity (UDA)	4,304
Carry forward general activity (UDA)	-29
17/18 Contracted orthodontic activity (UOA)	0
Carry forward orthodontic activity (UOA)	0
Baseline contract value	£127,524.14

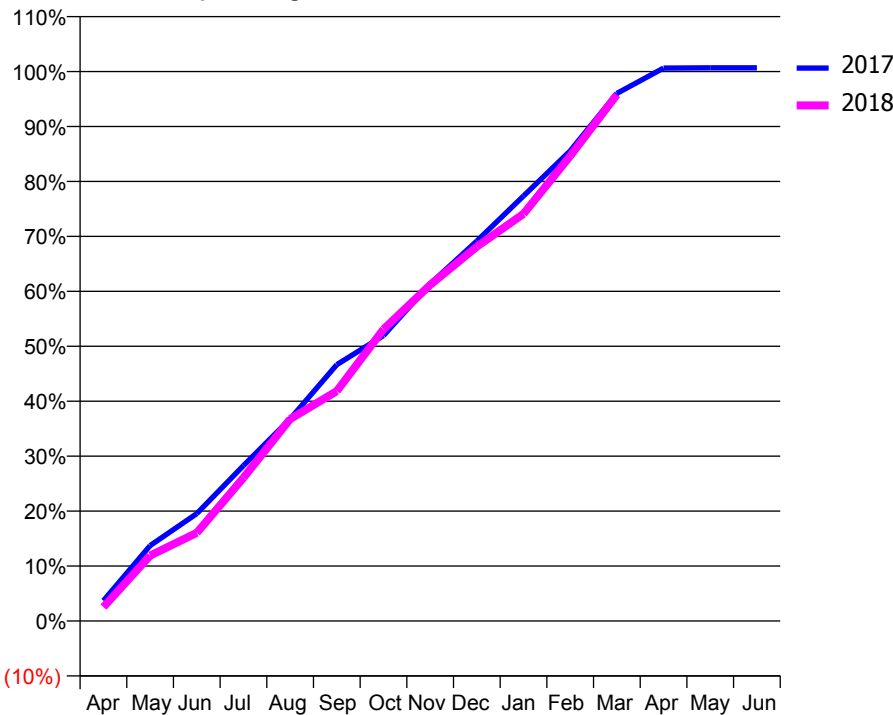
ACCESS*

Patients seen in 24 months	Total	Change since previous quarter
Quarter ending March 2017	1,888	
Quarter ending June 2017	1,866	↓
Quarter ending September 2017	1,879	→
Quarter ending December 2017	1,844	↓
Quarter ending March 2018	1,853	→
Variance since March 2017	(1.9%)	↓



ACTIVITY

Cumulative percentage of contracted UDA delivered 2017 & 2018



Month	Adjusted Scheduled Activity (UDA)	
	2017	2018
April	159	109
May	591	512
June	842	691
July	1,218	1,122
August	1,583	1,582
September	2,008	1,801
October	2,236	2,284
November	2,641	2,633
December	2,976	2,932
January	3,330	3,189
February	3,682	3,643
March	4,132	4,122
April	4,331	
May	4,333	
June	4,333	

QUALITY

	Quantity	Base Number	Contract	AT	Region	England
% of FP17s for the same patient ID Re-attending within 3 months - Children	57	616	9.3%	10.1%	11.5%	11.9%
% of FP17s for the same patient ID Re-attending within 3 months - Adults	88	1,274	6.9%	15.5%	16.8%	16.0%
% of FP17s for the same patient ID Re-attending between 3 & 9 months - Children	215	616	34.9%	48.4%	47.7%	58.3%
% of FP17s for the same patient ID Re-attending between 3 & 9 months - Adults	395	1,274	31.0%	38.1%	38.2%	50.3%
% of FP17s for Band 1 Urgent Courses	104	1,793	5.8%	10.1%	10.6%	9.1%
% of FP17s Relating to Free Repair or Replacements	8	1,793	0.4%	0.6%	0.6%	0.8%
% of FP17s Relating to Continuations	16	1,793	0.9%	0.9%	0.8%	1.0%
% of Patients satisfied with the dentistry they have received	1	1	N/A	90.1%	89.3%	91.5%
% of Patients satisfied with the time they had to wait for an appointment	1	1	N/A	86.9%	84.4%	87.9%

* This is based on patients treated on this contract for their most recent course of treatment. Figures in italics indicate the base number of FP17s or Patient Questionnaire responses are less than 100. N/A is shown where the base number of responses is less than 10 during the period. % is calculated as Quantity/Base number*100

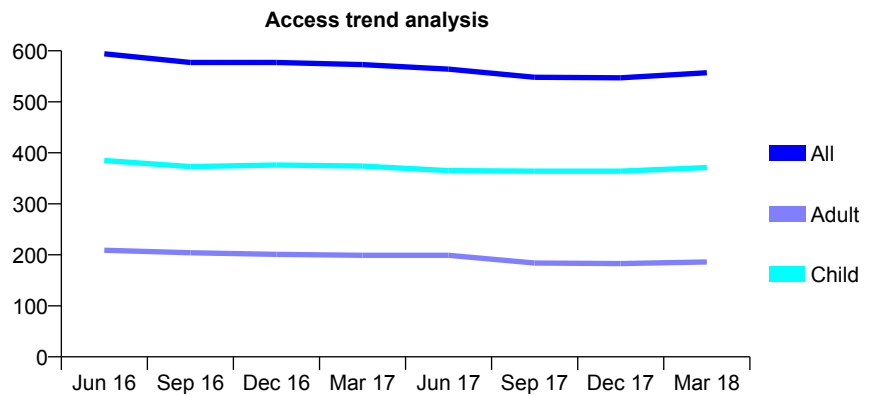
Q63 - Vital Signs At a Glance Contract Report for 215775/0001 - March 2018

Name or company name	MR HE ROBERTS-HARRY
Contract type name	GDS Contract
Purpose of contract	General
Contract start date	01/04/2006
Contract end date	

17/18 Contracted general activity (UDA)	1,272
Carry forward general activity (UDA)	0
17/18 Contracted orthodontic activity (UOA)	0
Carry forward orthodontic activity (UOA)	0
Baseline contract value	£34,737.08

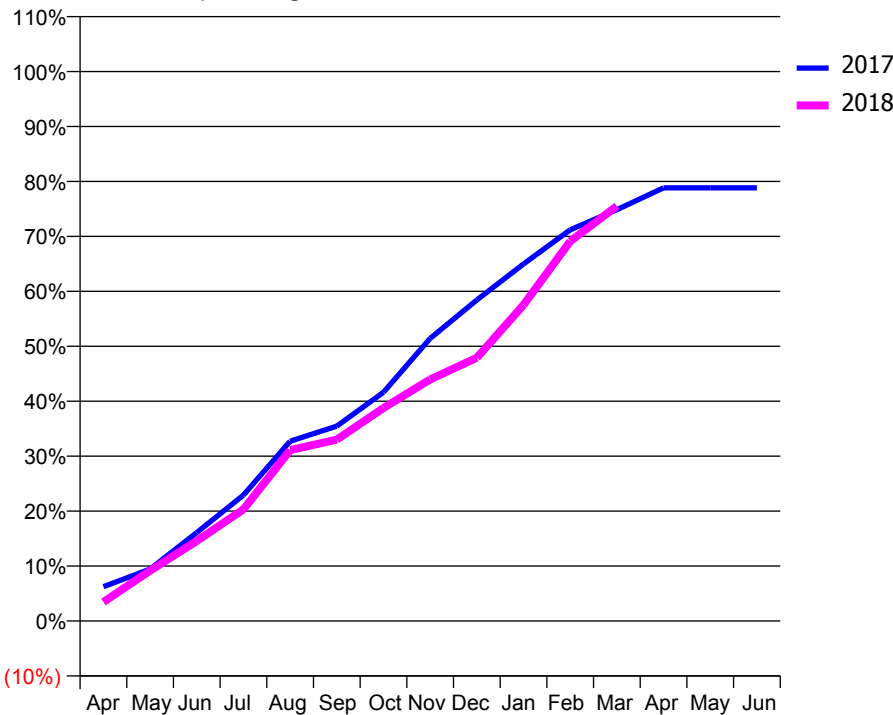
ACCESS*

Patients seen in 24 months	Total	Change since previous quarter
Quarter ending March 2017	573	
Quarter ending June 2017	564	↓
Quarter ending September 2017	548	↓
Quarter ending December 2017	547	→
Quarter ending March 2018	557	→
Variance since March 2017	(2.8%)	↓



ACTIVITY

Cumulative percentage of contracted UDA delivered 2017 & 2018



Month	Adjusted Scheduled Activity (UDA)	
	2017	2018
April	80	44
May	120	116
June	205	185
July	291	258
August	416	396
September	451	420
October	530	493
November	654	559
December	743	610
January	826	732
February	906	879
March	952	960
April	1,003	
May	1,003	
June	1,003	

QUALITY

	Quantity	Base Number	Contract	AT	Region	England
% of FP17s for the same patient ID Re-attending within 3 months - Children	24	595	4.0%	10.1%	11.5%	11.9%
% of FP17s for the same patient ID Re-attending within 3 months - Adults	3	151	2.0%	15.5%	16.8%	16.0%
% of FP17s for the same patient ID Re-attending between 3 & 9 months - Children	370	595	62.2%	48.4%	47.7%	58.3%
% of FP17s for the same patient ID Re-attending between 3 & 9 months - Adults	82	151	54.3%	38.1%	38.2%	50.3%
% of FP17s for Band 1 Urgent Courses	27	711	3.8%	10.1%	10.6%	9.1%
% of FP17s Relating to Free Repair or Replacements	0	711	0.0%	0.6%	0.6%	0.8%
% of FP17s Relating to Continuations	0	711	0.0%	0.9%	0.8%	1.0%
% of Patients satisfied with the dentistry they have received	0	0	N/A	90.1%	89.3%	91.5%
% of Patients satisfied with the time they had to wait for an appointment	0	0	N/A	86.9%	84.4%	87.9%

* This is based on patients treated on this contract for their most recent course of treatment. Figures in italics indicate the base number of FP17s or Patient Questionnaire responses are less than 100. N/A is shown where the base number of responses is less than 10 during the period. % is calculated as Quantity/Base number*100

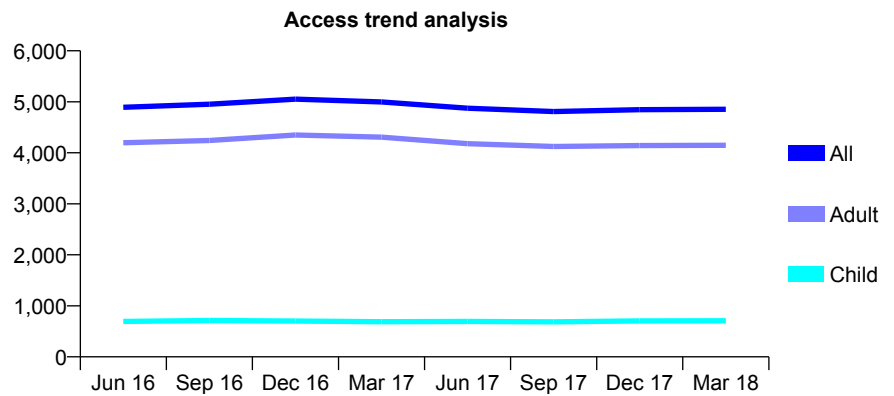
Q63 - Vital Signs At a Glance Contract Report for 218146/0002 - March 2018

Name or company name	MR BH ANNOBIL
Contract type name	GDS Contract
Purpose of contract	General
Contract start date	21/04/2008
Contract end date	

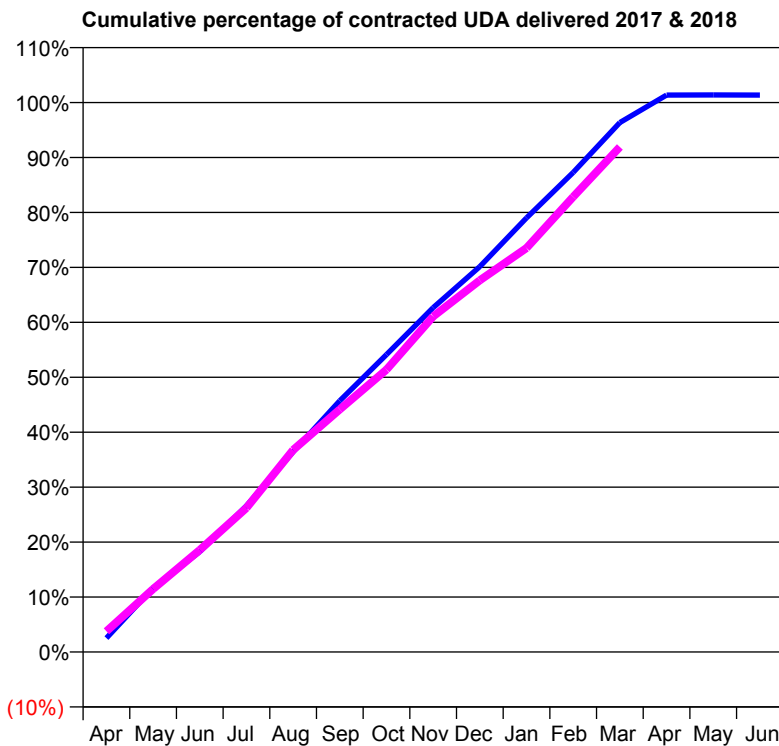
17/18 Contracted general activity (UDA)	12,300
Carry forward general activity (UDA)	-167
17/18 Contracted orthodontic activity (UOA)	0
Carry forward orthodontic activity (UOA)	0
Baseline contract value	£382,830.09

ACCESS*

Patients seen in 24 months	Total	Change since previous quarter
Quarter ending March 2017	4,997	
Quarter ending June 2017	4,875	↓
Quarter ending September 2017	4,808	↓
Quarter ending December 2017	4,847	→
Quarter ending March 2018	4,854	→
Variance since March 2017	(2.9%)	↓



ACTIVITY



Month	Adjusted Scheduled Activity (UDA)	
	2017	2018
April	313	463
May	1,434	1,411
June	2,246	2,284
July	3,272	3,225
August	4,483	4,525
September	5,626	5,431
October	6,657	6,321
November	7,709	7,512
December	8,627	8,320
January	9,717	9,043
February	10,734	10,187
March	11,851	11,305
April	12,465	
May	12,470	
June	12,467	

QUALITY

	Quantity	Base Number	Contract	AT	Region	England
% of FP17s for the same patient ID Re-attending within 3 months - Children	41	692	5.9%	10.1%	11.5%	11.9%
% of FP17s for the same patient ID Re-attending within 3 months - Adults	380	3,484	10.9%	15.5%	16.8%	16.0%
% of FP17s for the same patient ID Re-attending between 3 & 9 months - Children	218	692	31.5%	48.4%	47.7%	58.3%
% of FP17s for the same patient ID Re-attending between 3 & 9 months - Adults	735	3,484	21.1%	38.1%	38.2%	50.3%
% of FP17s for Band 1 Urgent Courses	635	3,972	16.0%	10.1%	10.6%	9.1%
% of FP17s Relating to Free Repair or Replacements	7	3,972	0.2%	0.6%	0.6%	0.8%
% of FP17s Relating to Continuations	0	3,972	0.0%	0.9%	0.8%	1.0%
% of Patients satisfied with the dentistry they have received	1	2	N/A	90.1%	89.3%	91.5%
% of Patients satisfied with the time they had to wait for an appointment	2	2	N/A	86.9%	84.4%	87.9%

* This is based on patients treated on this contract for their most recent course of treatment. Figures in italics indicate the base number of FP17s or Patient Questionnaire responses are less than 100. N/A is shown where the base number of responses is less than 10 during the period. % is calculated as Quantity/Base number*100

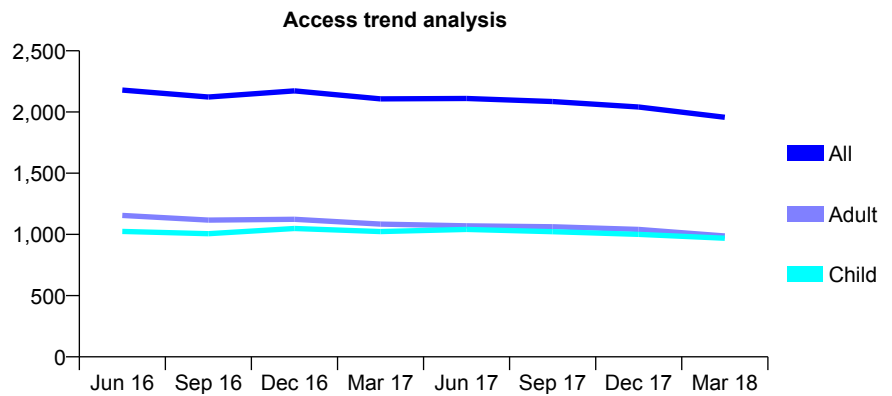
Q63 - Vital Signs At a Glance Contract Report for 219851/0001 - March 2018

Name or company name	MR DN COGGER
Contract type name	GDS Contract
Purpose of contract	General
Contract start date	01/04/2006
Contract end date	

17/18 Contracted general activity (UDA)	7,000
Carry forward general activity (UDA)	0
17/18 Contracted orthodontic activity (UOA)	0
Carry forward orthodontic activity (UOA)	0
Baseline contract value	£187,459.75

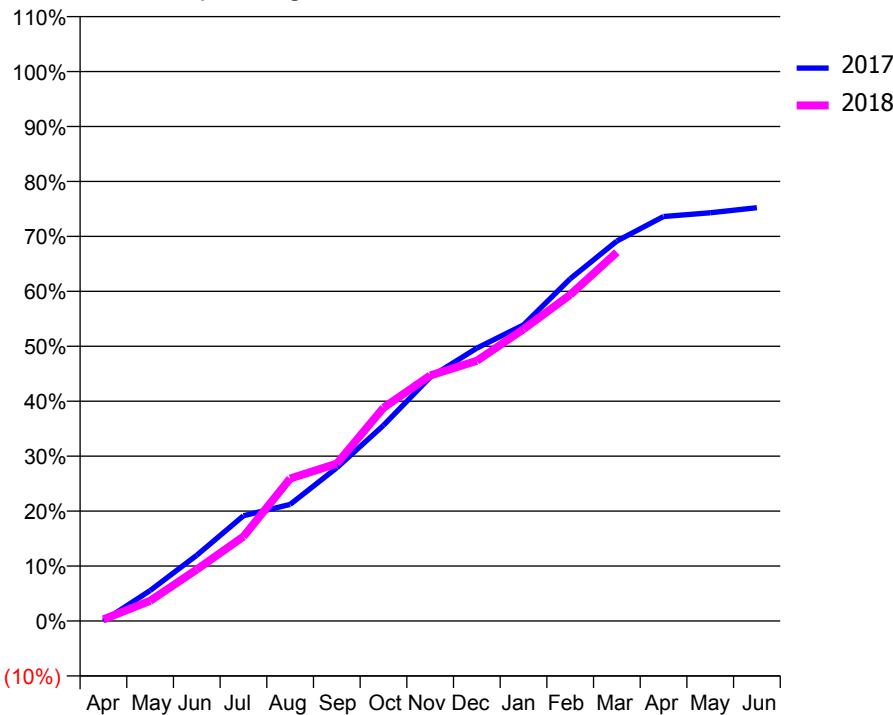
ACCESS*

Patients seen in 24 months	Total	Change since previous quarter
Quarter ending March 2017	2,107	
Quarter ending June 2017	2,111	→
Quarter ending September 2017	2,085	↓
Quarter ending December 2017	2,041	↓
Quarter ending March 2018	1,957	↓
Variance since March 2017	(7.1%)	↓



ACTIVITY

Cumulative percentage of contracted UDA delivered 2017 & 2018



Month	Adjusted Scheduled Activity (UDA)	
	2017	2018
April	0	21
May	388	258
June	838	656
July	1,341	1,076
August	1,486	1,815
September	1,953	2,005
October	2,493	2,718
November	3,107	3,128
December	3,476	3,315
January	3,771	3,717
February	4,360	4,157
March	4,841	4,698
April	5,153	
May	5,200	
June	5,264	

QUALITY

	Quantity	Base Number	Contract	AT	Region	England
% of FP17s for the same patient ID Re-attending within 3 months - Children	84	1,183	7.1%	10.1%	11.5%	11.9%
% of FP17s for the same patient ID Re-attending within 3 months - Adults	213	1,228	17.3%	15.5%	16.8%	16.0%
% of FP17s for the same patient ID Re-attending between 3 & 9 months - Children	531	1,183	44.9%	48.4%	47.7%	58.3%
% of FP17s for the same patient ID Re-attending between 3 & 9 months - Adults	556	1,228	45.3%	38.1%	38.2%	50.3%
% of FP17s for Band 1 Urgent Courses	283	2,254	12.6%	10.1%	10.6%	9.1%
% of FP17s Relating to Free Repair or Replacements	0	2,254	0.0%	0.6%	0.6%	0.8%
% of FP17s Relating to Continuations	4	2,254	0.2%	0.9%	0.8%	1.0%
% of Patients satisfied with the dentistry they have received	4	4	N/A	90.1%	89.3%	91.5%
% of Patients satisfied with the time they had to wait for an appointment	4	4	N/A	86.9%	84.4%	87.9%

* This is based on patients treated on this contract for their most recent course of treatment. Figures in italics indicate the base number of FP17s or Patient Questionnaire responses are less than 100. N/A is shown where the base number of responses is less than 10 during the period. % is calculated as Quantity/Base number*100

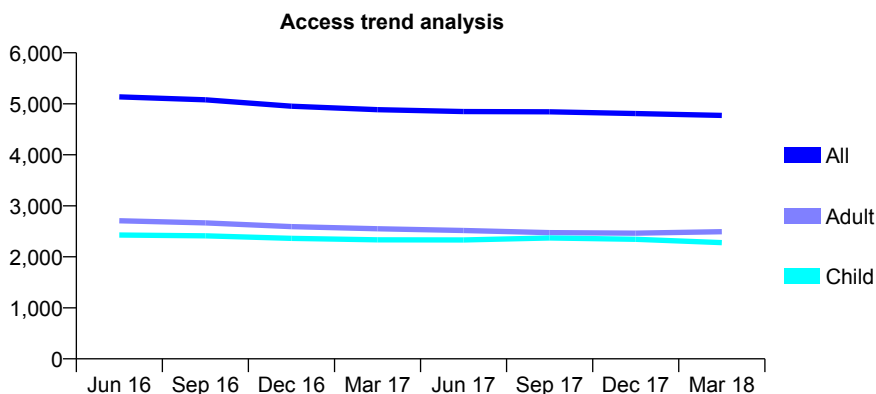
Q63 - Vital Signs At a Glance Contract Report for 220000/0001 - March 2018

Name or company name	MR FH HUSSAIN
Contract type name	GDS Contract
Purpose of contract	General
Contract start date	01/04/2006
Contract end date	

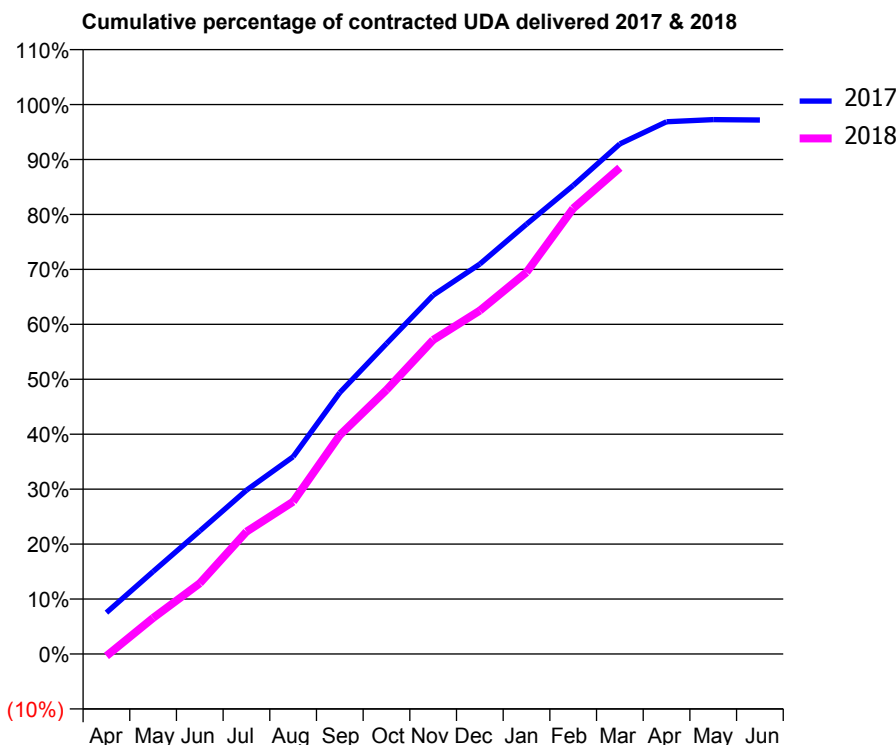
17/18 Contracted general activity (UDA)	16,178
Carry forward general activity (UDA)	455
17/18 Contracted orthodontic activity (UOA)	0
Carry forward orthodontic activity (UOA)	0
Baseline contract value	£557,867.59

ACCESS*

Patients seen in 24 months	Total	Change since previous quarter
Quarter ending March 2017	4,884	
Quarter ending June 2017	4,848	→
Quarter ending September 2017	4,843	→
Quarter ending December 2017	4,808	→
Quarter ending March 2018	4,772	→
Variance since March 2017	(2.3%)	↓



ACTIVITY



Month	Adjusted Scheduled Activity (UDA)	
	2017	2018
April	1,220	-61
May	2,428	1,064
June	3,623	2,083
July	4,821	3,601
August	5,809	4,487
September	7,697	6,446
October	9,137	7,775
November	10,561	9,246
December	11,481	10,112
January	12,653	11,237
February	13,793	13,119
March	15,020	14,316
April	15,671	
May	15,735	
June	15,723	

QUALITY

	Quantity	Base Number	Contract	AT	Region	England
% of FP17s for the same patient ID Re-attending within 3 months - Children	143	2,169	6.6%	10.1%	11.5%	11.9%
% of FP17s for the same patient ID Re-attending within 3 months - Adults	465	2,440	19.1%	15.5%	16.8%	16.0%
% of FP17s for the same patient ID Re-attending between 3 & 9 months - Children	465	2,169	21.4%	48.4%	47.7%	58.3%
% of FP17s for the same patient ID Re-attending between 3 & 9 months - Adults	628	2,440	25.7%	38.1%	38.2%	50.3%
% of FP17s for Band 1 Urgent Courses	614	4,435	13.8%	10.1%	10.6%	9.1%
% of FP17s Relating to Free Repair or Replacements	0	4,435	0.0%	0.6%	0.6%	0.8%
% of FP17s Relating to Continuations	9	4,435	0.2%	0.9%	0.8%	1.0%
% of Patients satisfied with the dentistry they have received	1	1	N/A	90.1%	89.3%	91.5%
% of Patients satisfied with the time they had to wait for an appointment	1	1	N/A	86.9%	84.4%	87.9%

* This is based on patients treated on this contract for their most recent course of treatment. Figures in italics indicate the base number of FP17s or Patient Questionnaire responses are less than 100. N/A is shown where the base number of responses is less than 10 during the period. % is calculated as Quantity/Base number*100

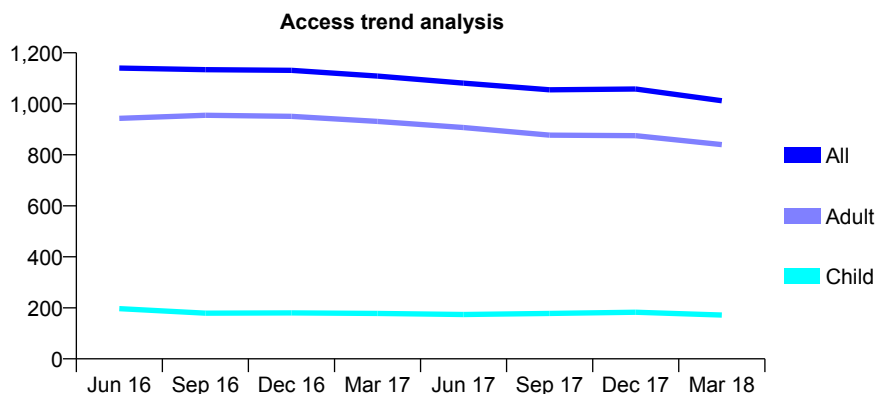
Q63 - Vital Signs At a Glance Contract Report for 220132/0001 - March 2018

Name or company name	MR WC YEAP
Contract type name	GDS Contract
Purpose of contract	General
Contract start date	01/04/2006
Contract end date	

17/18 Contracted general activity (UDA)	6,260
Carry forward general activity (UDA)	0
17/18 Contracted orthodontic activity (UOA)	0
Carry forward orthodontic activity (UOA)	0
Baseline contract value	£169,009.38

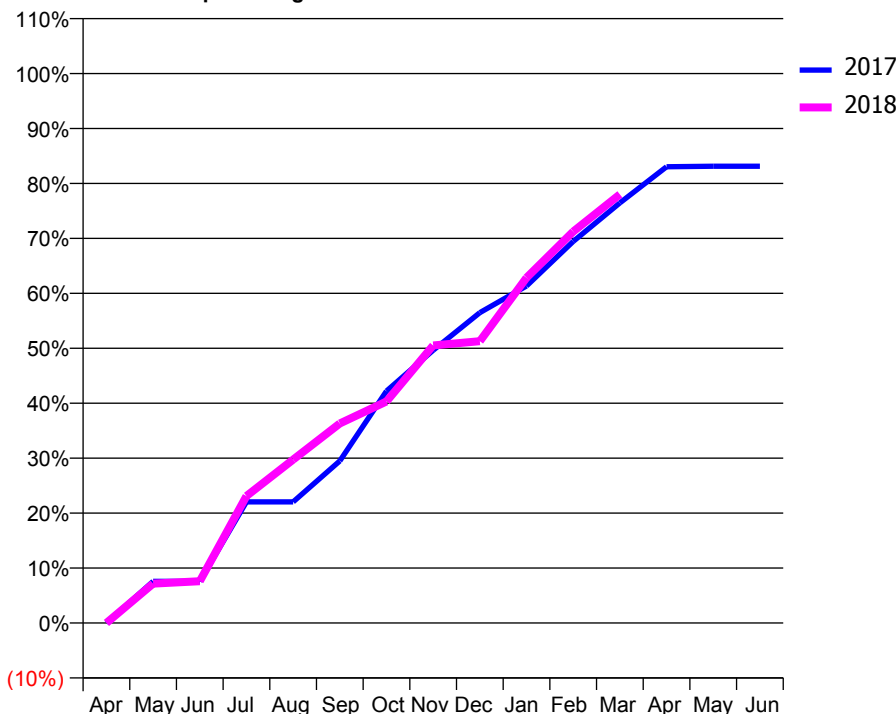
ACCESS*

Patients seen in 24 months	Total	Change since previous quarter
Quarter ending March 2017	1,109	
Quarter ending June 2017	1,081	↓
Quarter ending September 2017	1,055	↓
Quarter ending December 2017	1,058	→
Quarter ending March 2018	1,012	↓
Variance since March 2017	(8.7%)	↓



ACTIVITY

Cumulative percentage of contracted UDA delivered 2017 & 2018



Adjusted Scheduled Activity (UDA)

Month	2017	2018
April	0	1
May	474	448
June	474	476
July	1,380	1,447
August	1,380	1,861
September	1,846	2,273
October	2,642	2,524
November	3,107	3,162
December	3,535	3,211
January	3,840	3,933
February	4,347	4,459
March	4,786	4,884
April	5,198	
May	5,204	
June	5,204	

QUALITY

	Quantity	Base Number	Contract	AT	Region	England
% of FP17s for the same patient ID Re-attending within 3 months - Children	10	172	5.8%	10.1%	11.5%	11.9%
% of FP17s for the same patient ID Re-attending within 3 months - Adults	83	779	10.7%	15.5%	16.8%	16.0%
% of FP17s for the same patient ID Re-attending between 3 & 9 months - Children	43	172	25.0%	48.4%	47.7%	58.3%
% of FP17s for the same patient ID Re-attending between 3 & 9 months - Adults	243	779	31.2%	38.1%	38.2%	50.3%
% of FP17s for Band 1 Urgent Courses	75	878	8.5%	10.1%	10.6%	9.1%
% of FP17s Relating to Free Repair or Replacements	0	878	0.0%	0.6%	0.6%	0.8%
% of FP17s Relating to Continuations	3	878	0.3%	0.9%	0.8%	1.0%
% of Patients satisfied with the dentistry they have received	1	1	N/A	90.1%	89.3%	91.5%
% of Patients satisfied with the time they had to wait for an appointment	0	1	N/A	86.9%	84.4%	87.9%

* This is based on patients treated on this contract for their most recent course of treatment. Figures in italics indicate the base number of FP17s or Patient Questionnaire responses are less than 100. N/A is shown where the base number of responses is less than 10 during the period. % is calculated as Quantity/Base number*100

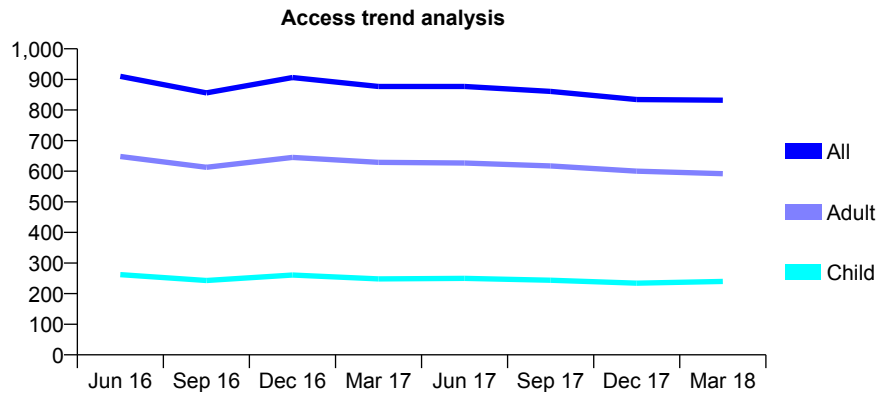
Q63 - Vital Signs At a Glance Contract Report for 220949/0001 - March 2018

Name or company name	MR HS SIRHA
Contract type name	GDS Contract
Purpose of contract	General
Contract start date	01/04/2006
Contract end date	

17/18 Contracted general activity (UDA)	2,097
Carry forward general activity (UDA)	0
17/18 Contracted orthodontic activity (UOA)	0
Carry forward orthodontic activity (UOA)	0
Baseline contract value	£60,748.25

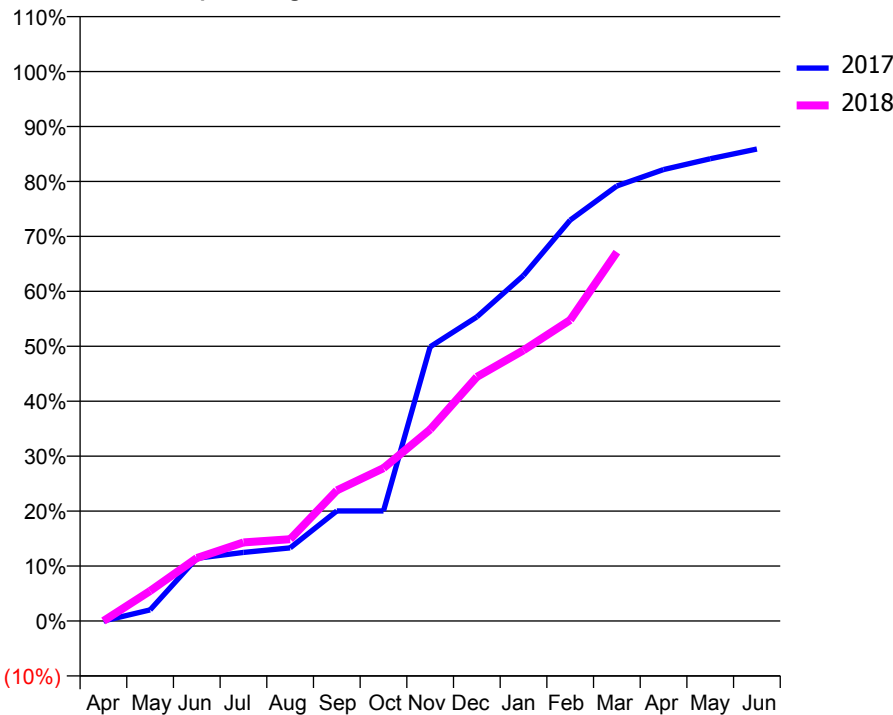
ACCESS*

Patients seen in 24 months	Total	Change since previous quarter
Quarter ending March 2017	877	
Quarter ending June 2017	877	→
Quarter ending September 2017	861	↓
Quarter ending December 2017	834	↓
Quarter ending March 2018	832	→
Variance since March 2017	(5.1%)	↓



ACTIVITY

Cumulative percentage of contracted UDA delivered 2017 & 2018



Month	Adjusted Scheduled Activity (UDA)	
	2017	2018
April	0	0
May	43	115
June	240	240
July	262	300
August	279	312
September	420	499
October	420	584
November	1,047	731
December	1,160	932
January	1,319	1,033
February	1,530	1,149
March	1,660	1,408
April	1,723	
May	1,764	
June	1,801	

QUALITY

	Quantity	Base Number	Contract	AT	Region	England
% of FP17s for the same patient ID Re-attending within 3 months - Children	39	368	10.6%	10.1%	11.5%	11.9%
% of FP17s for the same patient ID Re-attending within 3 months - Adults	65	588	11.1%	15.5%	16.8%	16.0%
% of FP17s for the same patient ID Re-attending between 3 & 9 months - Children	208	368	56.5%	48.4%	47.7%	58.3%
% of FP17s for the same patient ID Re-attending between 3 & 9 months - Adults	178	588	30.3%	38.1%	38.2%	50.3%
% of FP17s for Band 1 Urgent Courses	67	862	7.8%	10.1%	10.6%	9.1%
% of FP17s Relating to Free Repair or Replacements	5	862	0.6%	0.6%	0.6%	0.8%
% of FP17s Relating to Continuations	1	862	0.1%	0.9%	0.8%	1.0%
% of Patients satisfied with the dentistry they have received	0	0	N/A	90.1%	89.3%	91.5%
% of Patients satisfied with the time they had to wait for an appointment	0	0	N/A	86.9%	84.4%	87.9%

* This is based on patients treated on this contract for their most recent course of treatment. Figures in italics indicate the base number of FP17s or Patient Questionnaire responses are less than 100. N/A is shown where the base number of responses is less than 10 during the period. % is calculated as Quantity/Base number*100

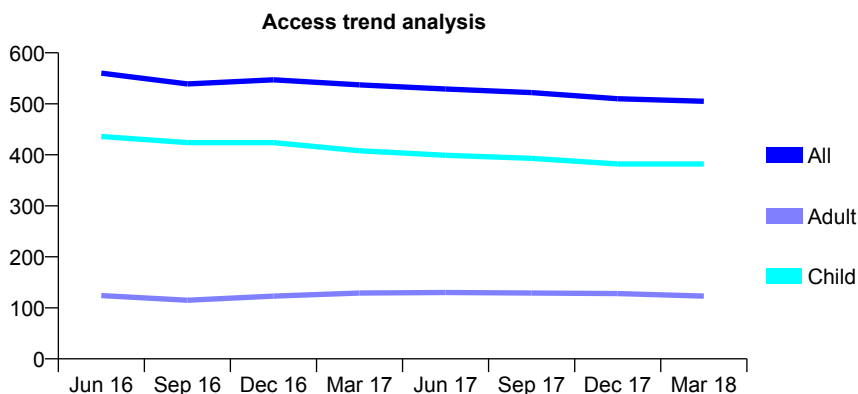
Q63 - Vital Signs At a Glance Contract Report for 228605/0001 - March 2018

Name or company name	MRS CS HENSLEY
Contract type name	GDS Contract
Purpose of contract	General
Contract start date	01/04/2006
Contract end date	

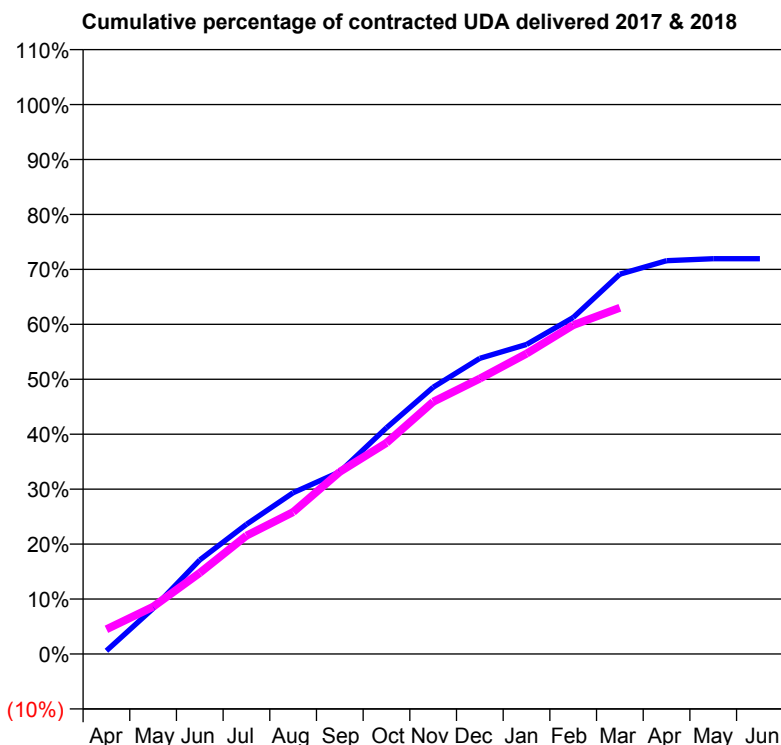
17/18 Contracted general activity (UDA)	1,400
Carry forward general activity (UDA)	0
17/18 Contracted orthodontic activity (UOA)	0
Carry forward orthodontic activity (UOA)	0
Baseline contract value	£29,081.27

ACCESS*

Patients seen in 24 months	Total	Change since previous quarter
Quarter ending March 2017	537	
Quarter ending June 2017	529	↓
Quarter ending September 2017	522	↓
Quarter ending December 2017	510	↓
Quarter ending March 2018	505	→
Variance since March 2017	(6.0%)	↓



ACTIVITY



Month	Adjusted Scheduled Activity (UDA)	
	2017	2018
April	8	63
May	116	121
June	240	207
July	330	302
August	411	362
September	464	464
October	576	538
November	680	643
December	753	702
January	789	765
February	857	838
March	968	882
April	1,002	
May	1,007	
June	1,007	

QUALITY

	Quantity	Base Number	Contract	AT	Region	England
% of FP17s for the same patient ID Re-attending within 3 months - Children	41	550	7.5%	10.1%	11.5%	11.9%
% of FP17s for the same patient ID Re-attending within 3 months - Adults	16	89	18.0%	15.5%	16.8%	16.0%
% of FP17s for the same patient ID Re-attending between 3 & 9 months - Children	272	550	49.5%	48.4%	47.7%	58.3%
% of FP17s for the same patient ID Re-attending between 3 & 9 months - Adults	37	89	41.6%	38.1%	38.2%	50.3%
% of FP17s for Band 1 Urgent Courses	42	614	6.8%	10.1%	10.6%	9.1%
% of FP17s Relating to Free Repair or Replacements	0	614	0.0%	0.6%	0.6%	0.8%
% of FP17s Relating to Continuations	1	614	0.2%	0.9%	0.8%	1.0%
% of Patients satisfied with the dentistry they have received	0	0	N/A	90.1%	89.3%	91.5%
% of Patients satisfied with the time they had to wait for an appointment	0	0	N/A	86.9%	84.4%	87.9%

* This is based on patients treated on this contract for their most recent course of treatment. Figures in italics indicate the base number of FP17s or Patient Questionnaire responses are less than 100. N/A is shown where the base number of responses is less than 10 during the period. % is calculated as Quantity/Base number*100

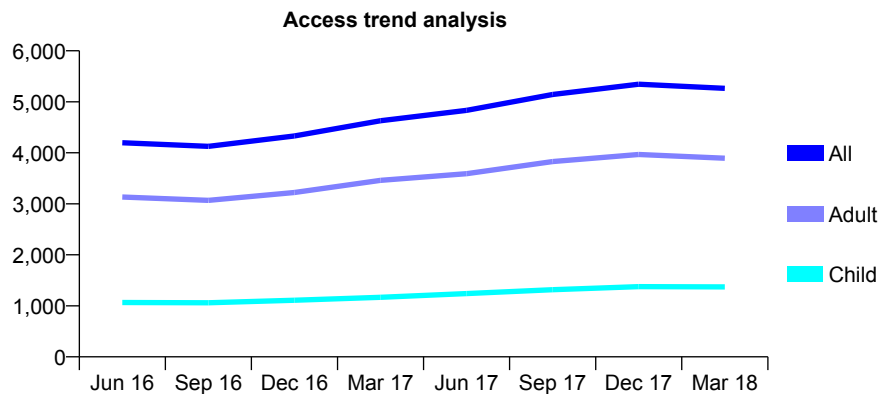
Q63 - Vital Signs At a Glance Contract Report for 228850/0002 - March 2018

Name or company name	Tushar and Sandeep Patel
Contract type name	GDS Contract
Purpose of contract	General
Contract start date	01/04/2006
Contract end date	

17/18 Contracted general activity (UDA)	12,283
Carry forward general activity (UDA)	-102
17/18 Contracted orthodontic activity (UOA)	0
Carry forward orthodontic activity (UOA)	0
Baseline contract value	£360,474.59

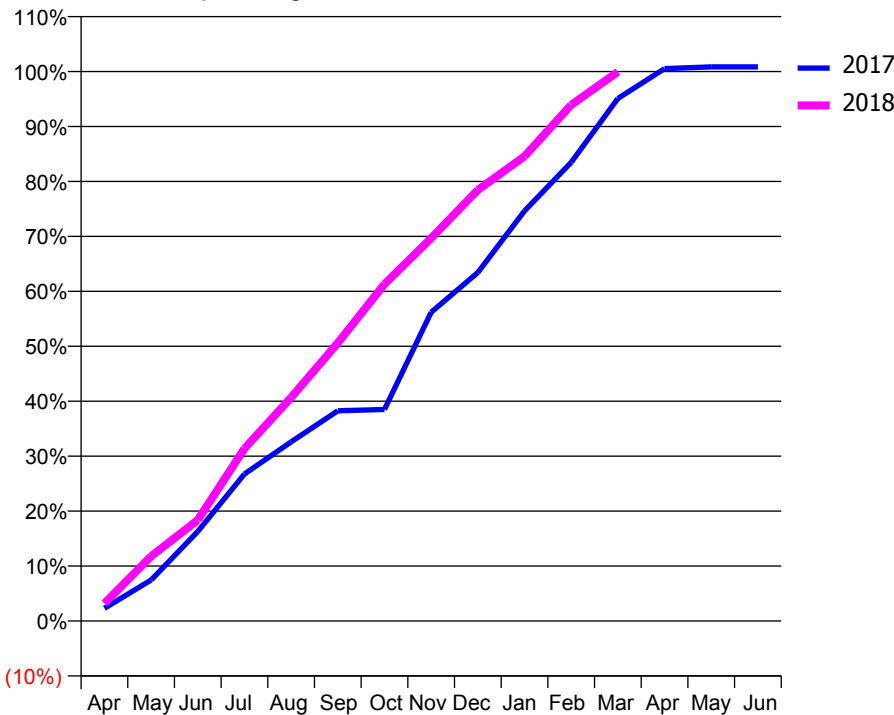
ACCESS*

Patients seen in 24 months	Total	Change since previous quarter
Quarter ending March 2017	4,629	
Quarter ending June 2017	4,832	↑
Quarter ending September 2017	5,145	↑
Quarter ending December 2017	5,344	↑
Quarter ending March 2018	5,264	↓
Variance since March 2017	13.7%	↑



ACTIVITY

Cumulative percentage of contracted UDA delivered 2017 & 2018



Month	Adjusted Scheduled Activity (UDA)	
	2017	2018
April	286	394
May	917	1,446
June	2,000	2,257
July	3,286	3,856
August	4,005	4,998
September	4,698	6,215
October	4,728	7,532
November	6,902	8,557
December	7,789	9,637
January	9,168	10,386
February	10,252	11,538
March	11,681	12,277
April	12,346	
May	12,385	
June	12,385	

QUALITY

	Quantity	Base Number	Contract	AT	Region	England
% of FP17s for the same patient ID Re-attending within 3 months - Children	141	1,661	8.5%	10.1%	11.5%	11.9%
% of FP17s for the same patient ID Re-attending within 3 months - Adults	637	4,268	14.9%	15.5%	16.8%	16.0%
% of FP17s for the same patient ID Re-attending between 3 & 9 months - Children	647	1,661	39.0%	48.4%	47.7%	58.3%
% of FP17s for the same patient ID Re-attending between 3 & 9 months - Adults	1,394	4,268	32.7%	38.1%	38.2%	50.3%
% of FP17s for Band 1 Urgent Courses	738	5,621	13.1%	10.1%	10.6%	9.1%
% of FP17s Relating to Free Repair or Replacements	2	5,621	0.0%	0.6%	0.6%	0.8%
% of FP17s Relating to Continuations	68	5,621	1.2%	0.9%	0.8%	1.0%
% of Patients satisfied with the dentistry they have received	2	2	N/A	90.1%	89.3%	91.5%
% of Patients satisfied with the time they had to wait for an appointment	2	2	N/A	86.9%	84.4%	87.9%

* This is based on patients treated on this contract for their most recent course of treatment. Figures in italics indicate the base number of FP17s or Patient Questionnaire responses are less than 100. N/A is shown where the base number of responses is less than 10 during the period. % is calculated as Quantity/Base number*100

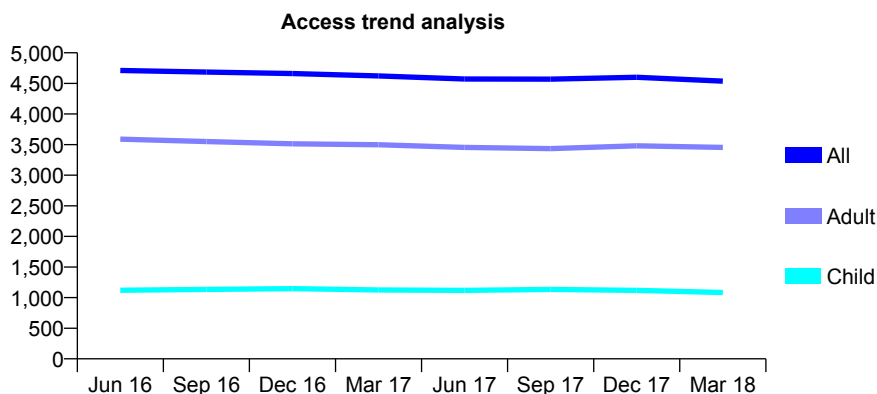
Q63 - Vital Signs At a Glance Contract Report for 228850/0003 - March 2018

Name or company name	Tushar and Sandeep Patel
Contract type name	GDS Contract
Purpose of contract	General
Contract start date	01/04/2006
Contract end date	

17/18 Contracted general activity (UDA)	12,334
Carry forward general activity (UDA)	-24
17/18 Contracted orthodontic activity (UOA)	0
Carry forward orthodontic activity (UOA)	0
Baseline contract value	£408,763.31

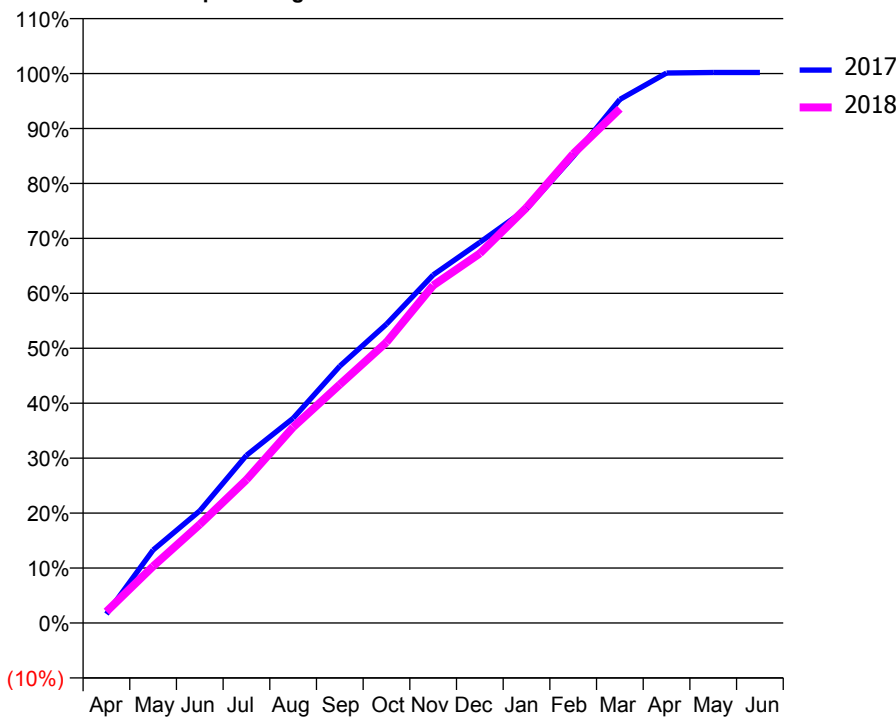
ACCESS*

Patients seen in 24 months	Total	Change since previous quarter
Quarter ending March 2017	4,622	
Quarter ending June 2017	4,572	↓
Quarter ending September 2017	4,570	→
Quarter ending December 2017	4,600	→
Quarter ending March 2018	4,538	↓
Variance since March 2017	(1.8%)	↓



ACTIVITY

Cumulative percentage of contracted UDA delivered 2017 & 2018



Month	Adjusted Scheduled Activity (UDA)	
	2017	2018
April	202	256
May	1,639	1,275
June	2,518	2,213
July	3,763	3,216
August	4,597	4,394
September	5,768	5,353
October	6,710	6,301
November	7,813	7,577
December	8,543	8,296
January	9,296	9,326
February	10,471	10,533
March	11,753	11,544
April	12,345	
May	12,358	
June	12,358	

QUALITY

	Quantity	Base Number	Contract	AT	Region	England
% of FP17s for the same patient ID Re-attending within 3 months - Children	102	1,370	7.4%	10.1%	11.5%	11.9%
% of FP17s for the same patient ID Re-attending within 3 months - Adults	431	3,617	11.9%	15.5%	16.8%	16.0%
% of FP17s for the same patient ID Re-attending between 3 & 9 months - Children	648	1,370	47.3%	48.4%	47.7%	58.3%
% of FP17s for the same patient ID Re-attending between 3 & 9 months - Adults	1,254	3,617	34.7%	38.1%	38.2%	50.3%
% of FP17s for Band 1 Urgent Courses	315	4,467	7.1%	10.1%	10.6%	9.1%
% of FP17s Relating to Free Repair or Replacements	24	4,467	0.5%	0.6%	0.6%	0.8%
% of FP17s Relating to Continuations	81	4,467	1.8%	0.9%	0.8%	1.0%
% of Patients satisfied with the dentistry they have received	3	3	N/A	90.1%	89.3%	91.5%
% of Patients satisfied with the time they had to wait for an appointment	3	3	N/A	86.9%	84.4%	87.9%

* This is based on patients treated on this contract for their most recent course of treatment. Figures in italics indicate the base number of FP17s or Patient Questionnaire responses are less than 100. N/A is shown where the base number of responses is less than 10 during the period. % is calculated as Quantity/Base number*100

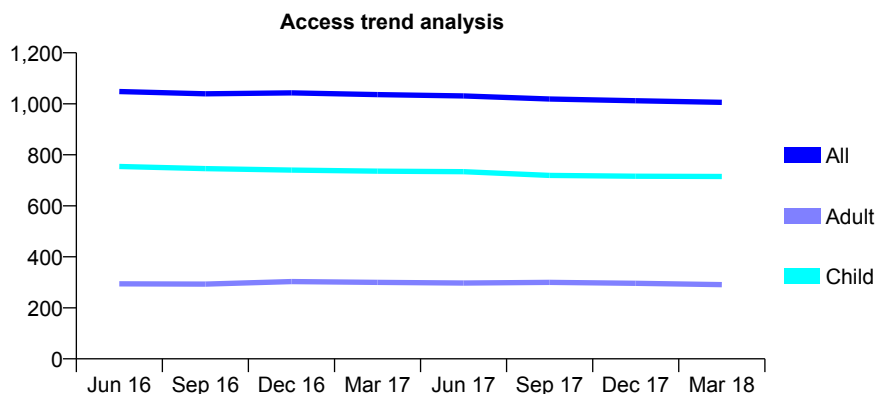
Q63 - Vital Signs At a Glance Contract Report for 228966/0001 - March 2018

Name or company name	MR AM TOMALIN
Contract type name	GDS Contract
Purpose of contract	General
Contract start date	01/04/2006
Contract end date	

17/18 Contracted general activity (UDA)	2,100
Carry forward general activity (UDA)	0
17/18 Contracted orthodontic activity (UOA)	0
Carry forward orthodontic activity (UOA)	0
Baseline contract value	£46,292.54

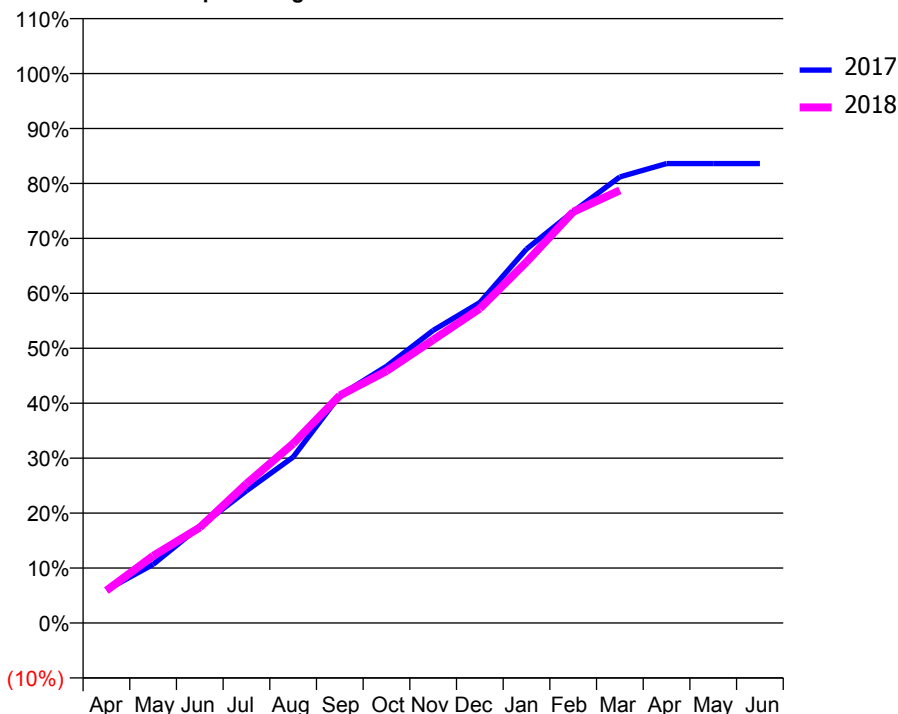
ACCESS*

Patients seen in 24 months	Total	Change since previous quarter
Quarter ending March 2017	1,036	
Quarter ending June 2017	1,031	→
Quarter ending September 2017	1,019	↓
Quarter ending December 2017	1,012	→
Quarter ending March 2018	1,006	→
Variance since March 2017	(2.9%)	↓



ACTIVITY

Cumulative percentage of contracted UDA delivered 2017 & 2018



Month	Adjusted Scheduled Activity (UDA)	
	2017	2018
April	126	124
May	224	257
June	369	365
July	505	532
August	634	686
September	870	870
October	981	963
November	1,118	1,082
December	1,225	1,202
January	1,429	1,380
February	1,572	1,571
March	1,705	1,653
April	1,756	
May	1,756	
June	1,756	

QUALITY

	Quantity	Base Number	Contract	AT	Region	England
% of FP17s for the same patient ID Re-attending within 3 months - Children	72	1,142	6.3%	10.1%	11.5%	11.9%
% of FP17s for the same patient ID Re-attending within 3 months - Adults	7	243	2.9%	15.5%	16.8%	16.0%
% of FP17s for the same patient ID Re-attending between 3 & 9 months - Children	746	1,142	65.3%	48.4%	47.7%	58.3%
% of FP17s for the same patient ID Re-attending between 3 & 9 months - Adults	134	243	55.1%	38.1%	38.2%	50.3%
% of FP17s for Band 1 Urgent Courses	32	1,353	2.4%	10.1%	10.6%	9.1%
% of FP17s Relating to Free Repair or Replacements	0	1,353	0.0%	0.6%	0.6%	0.8%
% of FP17s Relating to Continuations	0	1,353	0.0%	0.9%	0.8%	1.0%
% of Patients satisfied with the dentistry they have received	0	0	N/A	90.1%	89.3%	91.5%
% of Patients satisfied with the time they had to wait for an appointment	0	0	N/A	86.9%	84.4%	87.9%

* This is based on patients treated on this contract for their most recent course of treatment. Figures in italics indicate the base number of FP17s or Patient Questionnaire responses are less than 100. N/A is shown where the base number of responses is less than 10 during the period. % is calculated as Quantity/Base number*100

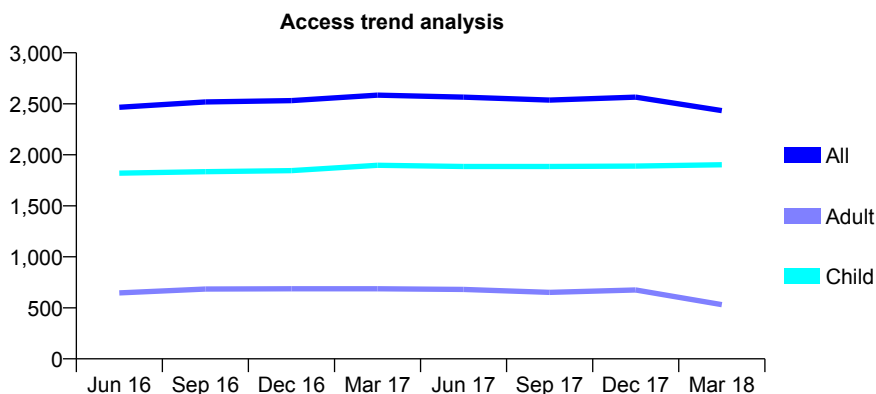
Q63 - Vital Signs At a Glance Contract Report for 230316/0001 - March 2018

Name or company name	MR PA DOOLEY
Contract type name	GDS Contract
Purpose of contract	General
Contract start date	01/09/2014
Contract end date	

17/18 Contracted general activity (UDA)	5,500
Carry forward general activity (UDA)	72
17/18 Contracted orthodontic activity (UOA)	0
Carry forward orthodontic activity (UOA)	0
Baseline contract value	£126,849.01

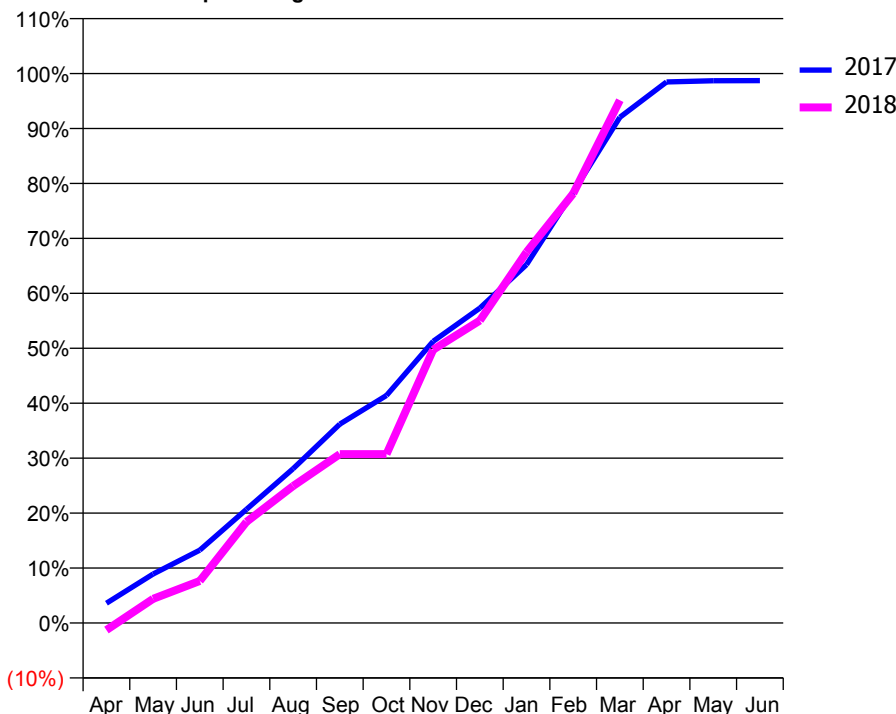
ACCESS*

Patients seen in 24 months	Total	Change since previous quarter
Quarter ending March 2017	2,585	
Quarter ending June 2017	2,566	→
Quarter ending September 2017	2,537	↓
Quarter ending December 2017	2,565	→
Quarter ending March 2018	2,433	↓
Variance since March 2017	(5.9%)	↓



ACTIVITY

Cumulative percentage of contracted UDA delivered 2017 & 2018



Month	Adjusted Scheduled Activity (UDA)	
	2017	2018
April	199	-72
May	491	242
June	729	421
July	1,138	1,012
August	1,545	1,371
September	1,991	1,690
October	2,278	1,690
November	2,820	2,735
December	3,151	3,028
January	3,587	3,712
February	4,313	4,298
March	5,062	5,233
April	5,415	
May	5,427	
June	5,428	

QUALITY

	Quantity	Base Number	Contract	AT	Region	England
% of FP17s for the same patient ID Re-attending within 3 months - Children	173	3,019	5.7%	10.1%	11.5%	11.9%
% of FP17s for the same patient ID Re-attending within 3 months - Adults	22	385	5.7%	15.5%	16.8%	16.0%
% of FP17s for the same patient ID Re-attending between 3 & 9 months - Children	1,865	3,019	61.8%	48.4%	47.7%	58.3%
% of FP17s for the same patient ID Re-attending between 3 & 9 months - Adults	188	385	48.8%	38.1%	38.2%	50.3%
% of FP17s for Band 1 Urgent Courses	69	3,162	2.2%	10.1%	10.6%	9.1%
% of FP17s Relating to Free Repair or Replacements	0	3,162	0.0%	0.6%	0.6%	0.8%
% of FP17s Relating to Continuations	0	3,162	0.0%	0.9%	0.8%	1.0%
% of Patients satisfied with the dentistry they have received	2	2	N/A	90.1%	89.3%	91.5%
% of Patients satisfied with the time they had to wait for an appointment	2	2	N/A	86.9%	84.4%	87.9%

* This is based on patients treated on this contract for their most recent course of treatment. Figures in italics indicate the base number of FP17s or Patient Questionnaire responses are less than 100. N/A is shown where the base number of responses is less than 10 during the period. % is calculated as Quantity/Base number*100

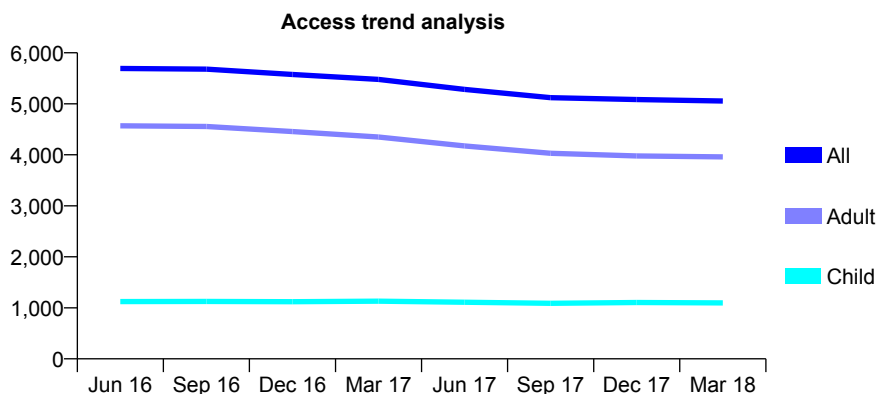
Q63 - Vital Signs At a Glance Contract Report for 234141/0001 - March 2018

Name or company name	MR DS TRENT
Contract type name	GDS Contract
Purpose of contract	General
Contract start date	01/04/2006
Contract end date	

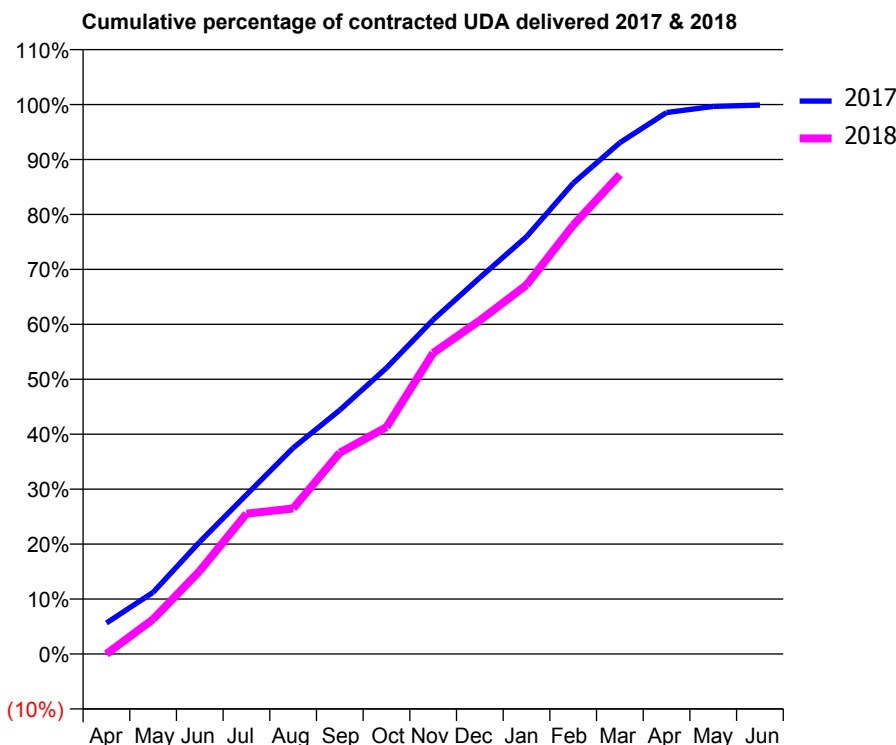
17/18 Contracted general activity (UDA)	19,000
Carry forward general activity (UDA)	20
17/18 Contracted orthodontic activity (UOA)	0
Carry forward orthodontic activity (UOA)	0
Baseline contract value	£557,953.97

ACCESS*

Patients seen in 24 months	Total	Change since previous quarter
Quarter ending March 2017	5,478	
Quarter ending June 2017	5,283	↓
Quarter ending September 2017	5,119	↓
Quarter ending December 2017	5,084	→
Quarter ending March 2018	5,055	→
Variance since March 2017	(7.7%)	↓



ACTIVITY



Month	Adjusted Scheduled Activity (UDA)	
	2017	2018
April	1,073	1
May	2,135	1,202
June	3,882	2,874
July	5,509	4,851
August	7,126	5,030
September	8,435	6,959
October	9,891	7,847
November	11,557	10,408
December	13,013	11,532
January	14,428	12,758
February	16,278	14,827
March	17,678	16,572
April	18,724	
May	18,932	
June	18,980	

QUALITY

	Quantity	Base Number	Contract	AT	Region	England
% of FP17s for the same patient ID Re-attending within 3 months - Children	56	1,072	5.2%	10.1%	11.5%	11.9%
% of FP17s for the same patient ID Re-attending within 3 months - Adults	345	4,094	8.4%	15.5%	16.8%	16.0%
% of FP17s for the same patient ID Re-attending between 3 & 9 months - Children	318	1,072	29.7%	48.4%	47.7%	58.3%
% of FP17s for the same patient ID Re-attending between 3 & 9 months - Adults	1,450	4,094	35.4%	38.1%	38.2%	50.3%
% of FP17s for Band 1 Urgent Courses	192	4,831	4.0%	10.1%	10.6%	9.1%
% of FP17s Relating to Free Repair or Replacements	23	4,831	0.5%	0.6%	0.6%	0.8%
% of FP17s Relating to Continuations	42	4,831	0.9%	0.9%	0.8%	1.0%
% of Patients satisfied with the dentistry they have received	17	20	85.0%	90.1%	89.3%	91.5%
% of Patients satisfied with the time they had to wait for an appointment	17	20	85.0%	86.9%	84.4%	87.9%

* This is based on patients treated on this contract for their most recent course of treatment. Figures in italics indicate the base number of FP17s or Patient Questionnaire responses are less than 100. N/A is shown where the base number of responses is less than 10 during the period. % is calculated as Quantity/Base number*100

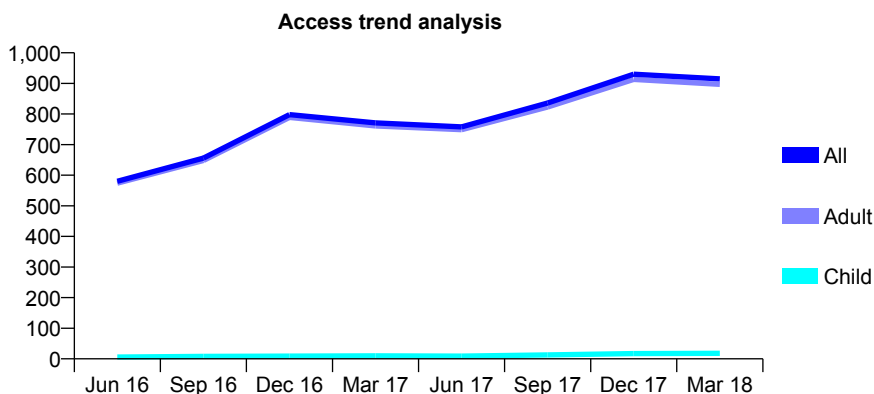
Q63 - Vital Signs At a Glance Contract Report for 234141/0002 - March 2018

Name or company name	MR DS TRENT
Contract type name	PDS Contract
Purpose of contract	General
Contract start date	01/09/2010
Contract end date	31/03/2018

17/18 Contracted general activity (UDA)	2,097
Carry forward general activity (UDA)	-42
17/18 Contracted orthodontic activity (UOA)	0
Carry forward orthodontic activity (UOA)	0
Baseline contract value	£103,321.04

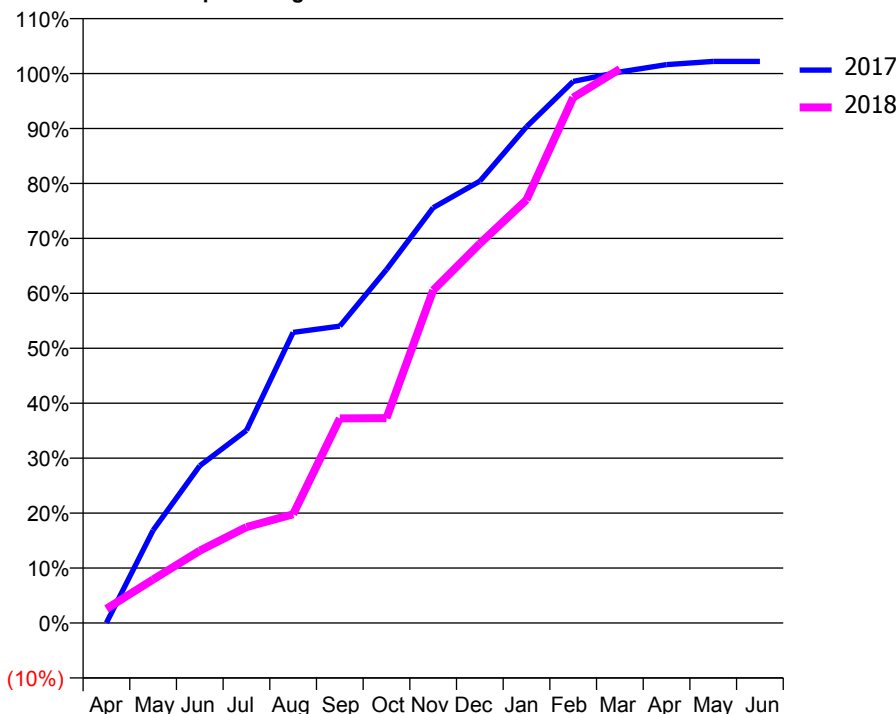
ACCESS*

Patients seen in 24 months	Total	Change since previous quarter
Quarter ending March 2017	771	
Quarter ending June 2017	758	↓
Quarter ending September 2017	836	↑
Quarter ending December 2017	930	↑
Quarter ending March 2018	915	↓
Variance since March 2017	18.7%	↑



ACTIVITY

Cumulative percentage of contracted UDA delivered 2017 & 2018



Month	Adjusted Scheduled Activity (UDA)	
	2017	2018
April	1	54
May	354	166
June	600	276
July	735	366
August	1,109	415
September	1,133	781
October	1,349	782
November	1,585	1,270
December	1,686	1,448
January	1,894	1,615
February	2,067	2,005
March	2,103	2,114
April	2,131	
May	2,143	
June	2,143	

QUALITY

	Quantity	Base Number	Contract	AT	Region	England
% of FP17s for the same patient ID Re-attending within 3 months - Children	0	20	0.0%	10.1%	11.5%	11.9%
% of FP17s for the same patient ID Re-attending within 3 months - Adults	7	772	0.9%	15.5%	16.8%	16.0%
% of FP17s for the same patient ID Re-attending between 3 & 9 months - Children	0	20	0.0%	48.4%	47.7%	58.3%
% of FP17s for the same patient ID Re-attending between 3 & 9 months - Adults	7	772	0.9%	38.1%	38.2%	50.3%
% of FP17s for Band 1 Urgent Courses	0	776	0.0%	10.1%	10.6%	9.1%
% of FP17s Relating to Free Repair or Replacements	0	776	0.0%	0.6%	0.6%	0.8%
% of FP17s Relating to Continuations	0	776	0.0%	0.9%	0.8%	1.0%
% of Patients satisfied with the dentistry they have received	1	1	N/A	90.1%	89.3%	91.5%
% of Patients satisfied with the time they had to wait for an appointment	1	1	N/A	86.9%	84.4%	87.9%

* This is based on patients treated on this contract for their most recent course of treatment. Figures in italics indicate the base number of FP17s or Patient Questionnaire responses are less than 100. N/A is shown where the base number of responses is less than 10 during the period. % is calculated as Quantity/Base number*100

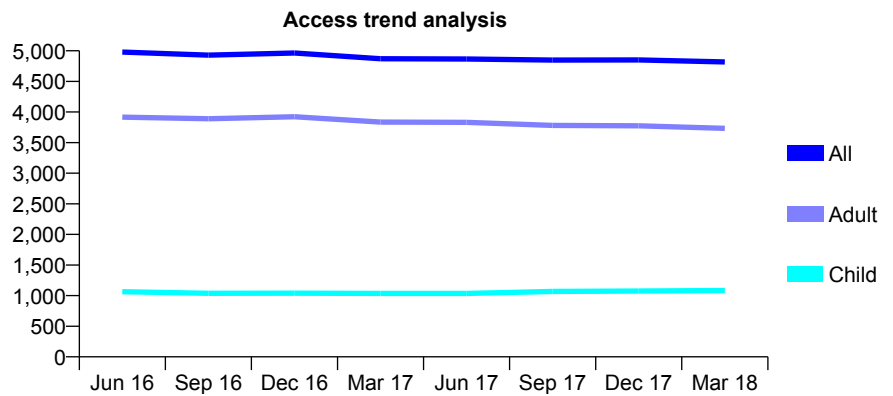
Q63 - Vital Signs At a Glance Contract Report for 239992/0001 - March 2018

Name or company name	MR J PATEL
Contract type name	GDS Contract
Purpose of contract	General
Contract start date	01/04/2006
Contract end date	

17/18 Contracted general activity (UDA)	14,173
Carry forward general activity (UDA)	0
17/18 Contracted orthodontic activity (UOA)	0
Carry forward orthodontic activity (UOA)	0
Baseline contract value	£382,497.42

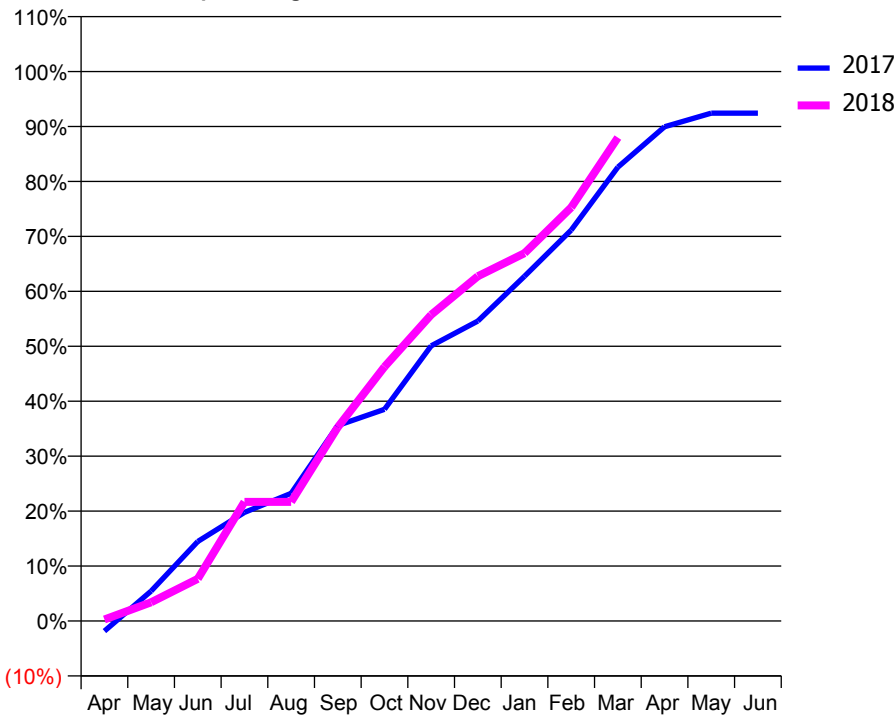
ACCESS*

Patients seen in 24 months	Total	Change since previous quarter
Quarter ending March 2017	4,871	
Quarter ending June 2017	4,867	→
Quarter ending September 2017	4,849	→
Quarter ending December 2017	4,850	→
Quarter ending March 2018	4,817	→
Variance since March 2017	(1.1%)	↓



ACTIVITY

Cumulative percentage of contracted UDA delivered 2017 & 2018



Month	Adjusted Scheduled Activity (UDA)	
	2017	2018
April	-262	38
May	774	484
June	2,051	1,088
July	2,801	3,074
August	3,294	3,074
September	5,044	5,001
October	5,458	6,558
November	7,098	7,898
December	7,737	8,894
January	8,892	9,489
February	10,082	10,667
March	11,707	12,470
April	12,748	
May	13,098	
June	13,099	

QUALITY

	Quantity	Base Number	Contract	AT	Region	England
% of FP17s for the same patient ID Re-attending within 3 months - Children	171	1,557	11.0%	10.1%	11.5%	11.9%
% of FP17s for the same patient ID Re-attending within 3 months - Adults	514	4,214	12.2%	15.5%	16.8%	16.0%
% of FP17s for the same patient ID Re-attending between 3 & 9 months - Children	751	1,557	48.2%	48.4%	47.7%	58.3%
% of FP17s for the same patient ID Re-attending between 3 & 9 months - Adults	1,751	4,214	41.6%	38.1%	38.2%	50.3%
% of FP17s for Band 1 Urgent Courses	437	5,378	8.1%	10.1%	10.6%	9.1%
% of FP17s Relating to Free Repair or Replacements	19	5,378	0.4%	0.6%	0.6%	0.8%
% of FP17s Relating to Continuations	62	5,378	1.2%	0.9%	0.8%	1.0%
% of Patients satisfied with the dentistry they have received	5	5	N/A	90.1%	89.3%	91.5%
% of Patients satisfied with the time they had to wait for an appointment	5	5	N/A	86.9%	84.4%	87.9%

* This is based on patients treated on this contract for their most recent course of treatment. Figures in italics indicate the base number of FP17s or Patient Questionnaire responses are less than 100. N/A is shown where the base number of responses is less than 10 during the period. % is calculated as Quantity/Base number*100

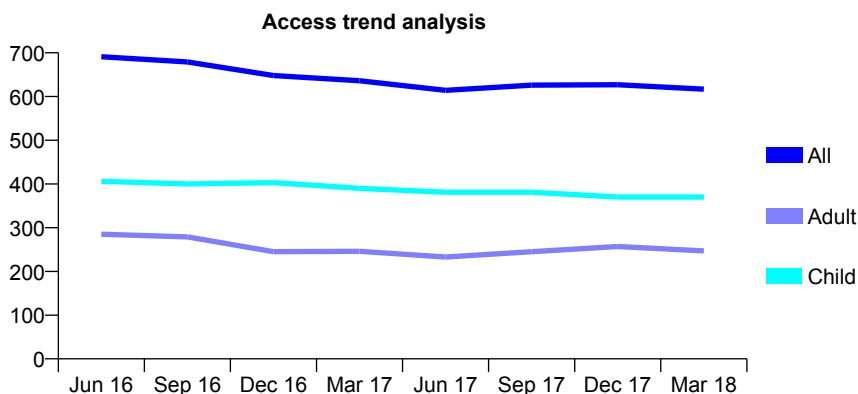
Q63 - Vital Signs At a Glance Contract Report for 241377/0001 - March 2018

Name or company name	MR DJ SCHWARTZ
Contract type name	GDS Contract
Purpose of contract	General
Contract start date	01/01/2013
Contract end date	

17/18 Contracted general activity (UDA)	1,315
Carry forward general activity (UDA)	-10
17/18 Contracted orthodontic activity (UOA)	0
Carry forward orthodontic activity (UOA)	0
Baseline contract value	£28,783.17

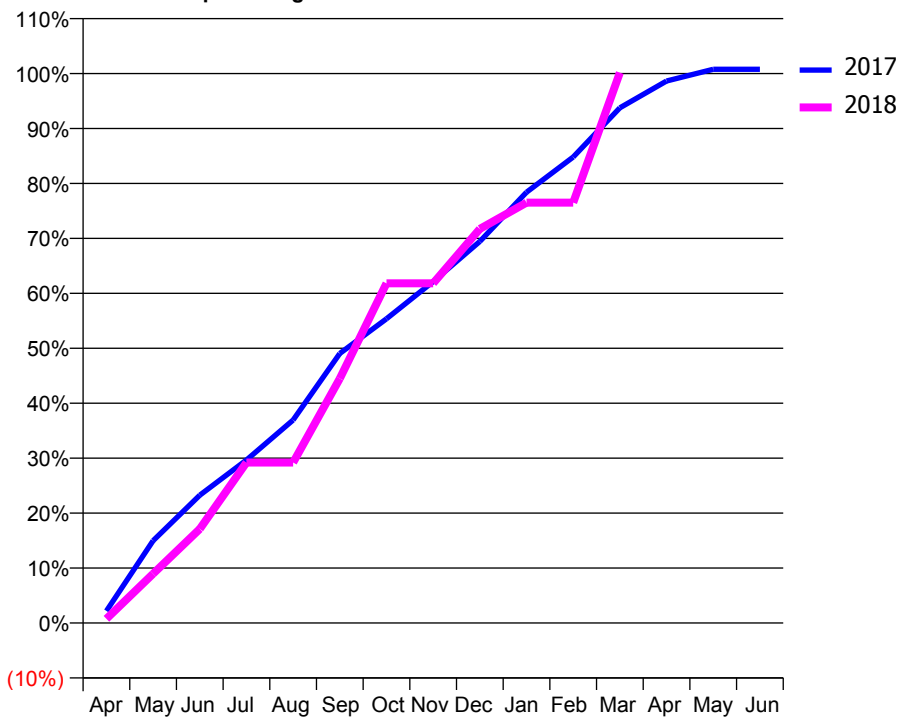
ACCESS*

Patients seen in 24 months	Total	Change since previous quarter
Quarter ending March 2017	636	
Quarter ending June 2017	614	↓
Quarter ending September 2017	626	→
Quarter ending December 2017	627	→
Quarter ending March 2018	617	↓
Variance since March 2017	(3.0%)	↓



ACTIVITY

Cumulative percentage of contracted UDA delivered 2017 & 2018



Month	Adjusted Scheduled Activity (UDA)	
	2017	2018
April	29	10
May	197	118
June	306	225
July	390	384
August	486	384
September	645	585
October	728	813
November	817	813
December	913	943
January	1,031	1,006
February	1,115	1,006
March	1,233	1,317
April	1,297	
May	1,325	
June	1,325	

QUALITY

	Quantity	Base Number	Contract	AT	Region	England
% of FP17s for the same patient ID Re-attending within 3 months - Children	4	377	1.1%	10.1%	11.5%	11.9%
% of FP17s for the same patient ID Re-attending within 3 months - Adults	4	155	2.6%	15.5%	16.8%	16.0%
% of FP17s for the same patient ID Re-attending between 3 & 9 months - Children	77	377	20.4%	48.4%	47.7%	58.3%
% of FP17s for the same patient ID Re-attending between 3 & 9 months - Adults	15	155	9.7%	38.1%	38.2%	50.3%
% of FP17s for Band 1 Urgent Courses	1	510	0.2%	10.1%	10.6%	9.1%
% of FP17s Relating to Free Repair or Replacements	0	510	0.0%	0.6%	0.6%	0.8%
% of FP17s Relating to Continuations	0	510	0.0%	0.9%	0.8%	1.0%
% of Patients satisfied with the dentistry they have received	1	1	N/A	90.1%	89.3%	91.5%
% of Patients satisfied with the time they had to wait for an appointment	1	1	N/A	86.9%	84.4%	87.9%

* This is based on patients treated on this contract for their most recent course of treatment. Figures in italics indicate the base number of FP17s or Patient Questionnaire responses are less than 100. N/A is shown where the base number of responses is less than 10 during the period. % is calculated as Quantity/Base number*100

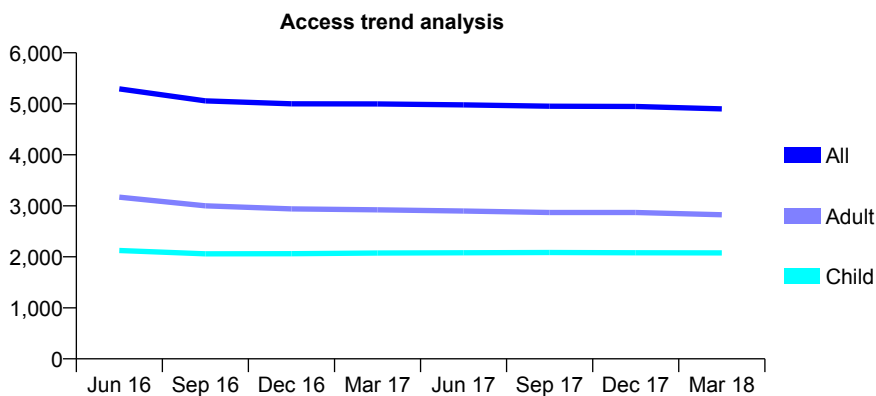
Q63 - Vital Signs At a Glance Contract Report for 244317/0001 - March 2018

Name or company name	MR DS KULLAR
Contract type name	GDS Contract
Purpose of contract	General
Contract start date	01/04/2006
Contract end date	

17/18 Contracted general activity (UDA)	16,130
Carry forward general activity (UDA)	223
17/18 Contracted orthodontic activity (UOA)	0
Carry forward orthodontic activity (UOA)	0
Baseline contract value	£438,757.73

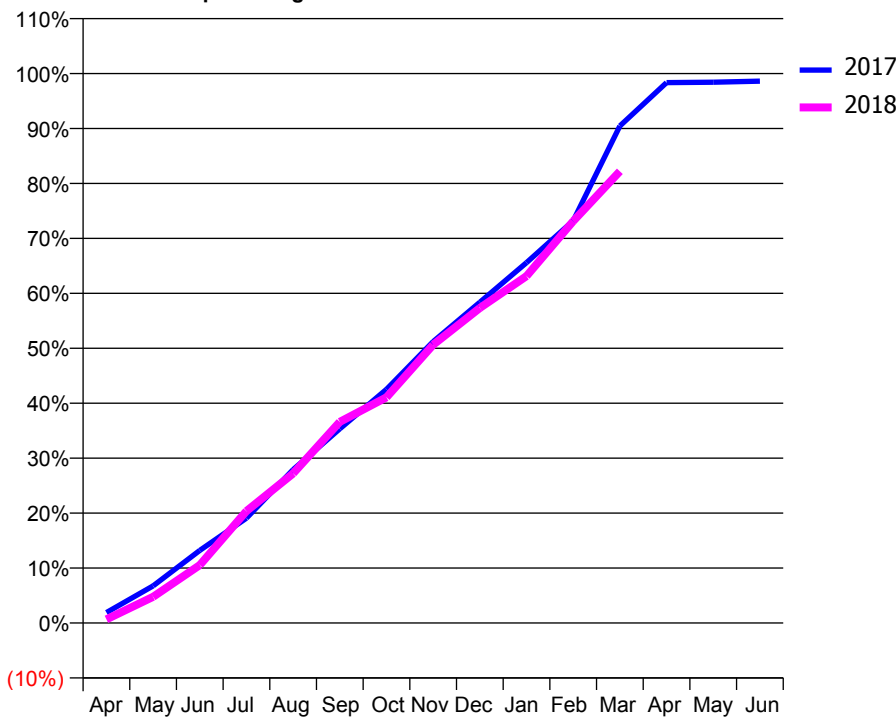
ACCESS*

Patients seen in 24 months	Total	Change since previous quarter
Quarter ending March 2017	4,997	
Quarter ending June 2017	4,979	→
Quarter ending September 2017	4,953	→
Quarter ending December 2017	4,948	→
Quarter ending March 2018	4,900	→
Variance since March 2017	(1.9%)	↓



ACTIVITY

Cumulative percentage of contracted UDA delivered 2017 & 2018



Month	Adjusted Scheduled Activity (UDA)	
	2017	2018
April	306	108
May	1,091	768
June	2,133	1,701
July	3,078	3,284
August	4,505	4,389
September	5,703	5,904
October	6,858	6,626
November	8,260	8,167
December	9,414	9,249
January	10,577	10,184
February	11,806	11,797
March	14,589	13,260
April	15,861	
May	15,874	
June	15,907	

QUALITY

	Quantity	Base Number	Contract	AT	Region	England
% of FP17s for the same patient ID Re-attending within 3 months - Children	107	2,553	4.2%	10.1%	11.5%	11.9%
% of FP17s for the same patient ID Re-attending within 3 months - Adults	399	3,111	12.8%	15.5%	16.8%	16.0%
% of FP17s for the same patient ID Re-attending between 3 & 9 months - Children	1,378	2,553	54.0%	48.4%	47.7%	58.3%
% of FP17s for the same patient ID Re-attending between 3 & 9 months - Adults	1,128	3,111	36.3%	38.1%	38.2%	50.3%
% of FP17s for Band 1 Urgent Courses	604	5,305	11.4%	10.1%	10.6%	9.1%
% of FP17s Relating to Free Repair or Replacements	14	5,305	0.3%	0.6%	0.6%	0.8%
% of FP17s Relating to Continuations	6	5,305	0.1%	0.9%	0.8%	1.0%
% of Patients satisfied with the dentistry they have received	5	5	N/A	90.1%	89.3%	91.5%
% of Patients satisfied with the time they had to wait for an appointment	4	5	N/A	86.9%	84.4%	87.9%

* This is based on patients treated on this contract for their most recent course of treatment. Figures in italics indicate the base number of FP17s or Patient Questionnaire responses are less than 100. N/A is shown where the base number of responses is less than 10 during the period. % is calculated as Quantity/Base number*100

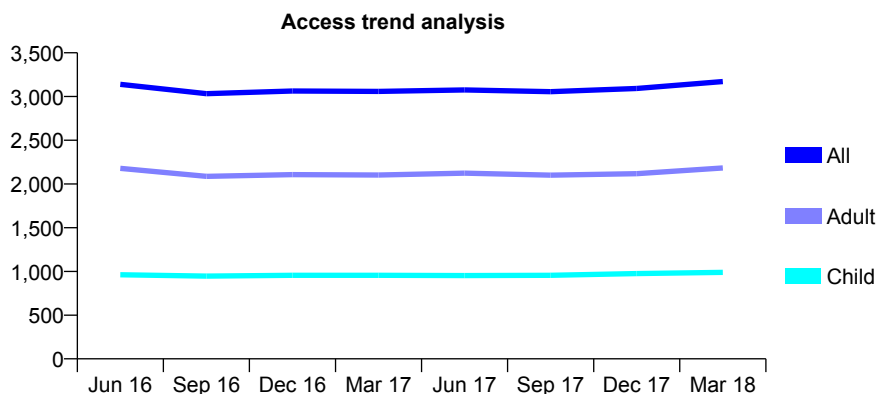
Q63 - Vital Signs At a Glance Contract Report for 244325/0001 - March 2018

Name or company name	MISS G MEHRA
Contract type name	GDS Contract
Purpose of contract	General
Contract start date	01/04/2006
Contract end date	

17/18 Contracted general activity (UDA)	6,912
Carry forward general activity (UDA)	-138
17/18 Contracted orthodontic activity (UOA)	0
Carry forward orthodontic activity (UOA)	0
Baseline contract value	£208,654.07

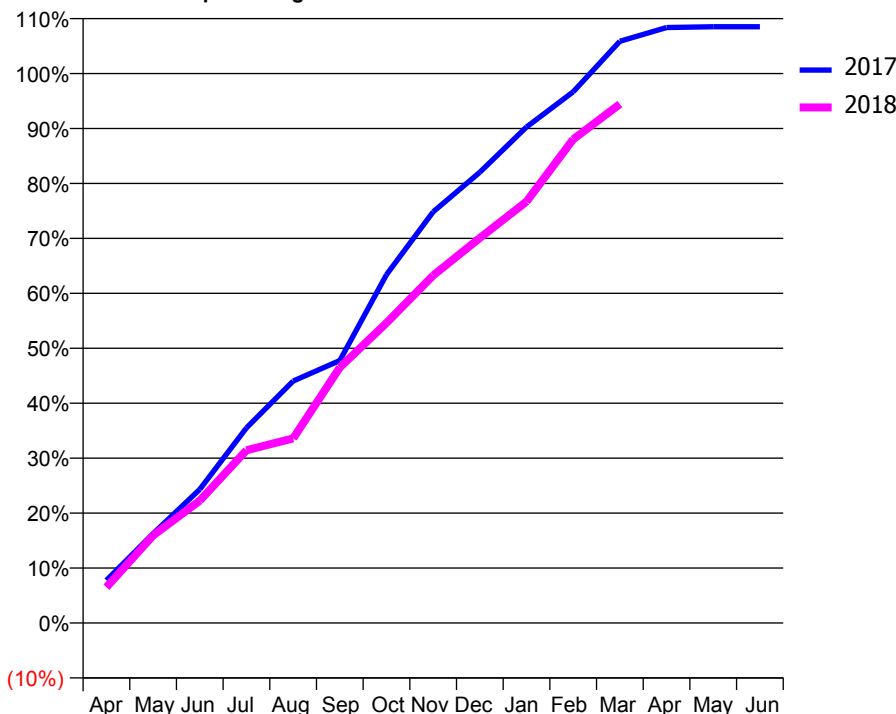
ACCESS*

Patients seen in 24 months	Total	Change since previous quarter
Quarter ending March 2017	3,059	
Quarter ending June 2017	3,076	→
Quarter ending September 2017	3,055	→
Quarter ending December 2017	3,092	→
Quarter ending March 2018	3,172	↑
Variance since March 2017	3.7%	↑



ACTIVITY

Cumulative percentage of contracted UDA delivered 2017 & 2018



Adjusted Scheduled Activity (UDA)

Month	2017	2018
April	538	450
May	1,124	1,102
June	1,682	1,538
July	2,456	2,173
August	3,043	2,322
September	3,303	3,215
October	4,382	3,775
November	5,172	4,372
December	5,671	4,843
January	6,239	5,301
February	6,681	6,085
March	7,318	6,527
April	7,491	
May	7,500	
June	7,500	

QUALITY

	Quantity	Base Number	Contract	AT	Region	England
% of FP17s for the same patient ID Re-attending within 3 months - Children	69	1,322	5.2%	10.1%	11.5%	11.9%
% of FP17s for the same patient ID Re-attending within 3 months - Adults	279	2,515	11.1%	15.5%	16.8%	16.0%
% of FP17s for the same patient ID Re-attending between 3 & 9 months - Children	742	1,322	56.1%	48.4%	47.7%	58.3%
% of FP17s for the same patient ID Re-attending between 3 & 9 months - Adults	1,033	2,515	41.1%	38.1%	38.2%	50.3%
% of FP17s for Band 1 Urgent Courses	279	3,760	7.4%	10.1%	10.6%	9.1%
% of FP17s Relating to Free Repair or Replacements	14	3,760	0.4%	0.6%	0.6%	0.8%
% of FP17s Relating to Continuations	51	3,760	1.4%	0.9%	0.8%	1.0%
% of Patients satisfied with the dentistry they have received	1	1	N/A	90.1%	89.3%	91.5%
% of Patients satisfied with the time they had to wait for an appointment	1	1	N/A	86.9%	84.4%	87.9%

* This is based on patients treated on this contract for their most recent course of treatment. Figures in italics indicate the base number of FP17s or Patient Questionnaire responses are less than 100. N/A is shown where the base number of responses is less than 10 during the period. % is calculated as Quantity/Base number*100

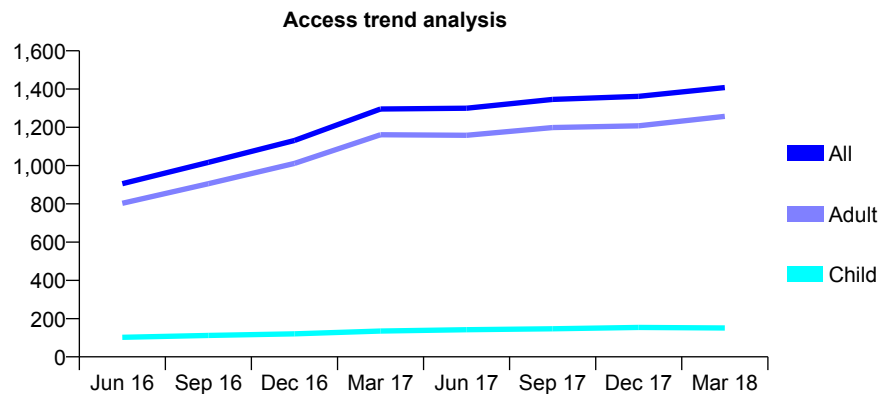
Q63 - Vital Signs At a Glance Contract Report for 253766/0002 - March 2018

Name or company name	MR OA ODEYEMI
Contract type name	GDS Contract
Purpose of contract	General
Contract start date	01/04/2015
Contract end date	

17/18 Contracted general activity (UDA)	3,667
Carry forward general activity (UDA)	0
17/18 Contracted orthodontic activity (UOA)	0
Carry forward orthodontic activity (UOA)	0
Baseline contract value	£100,325.08

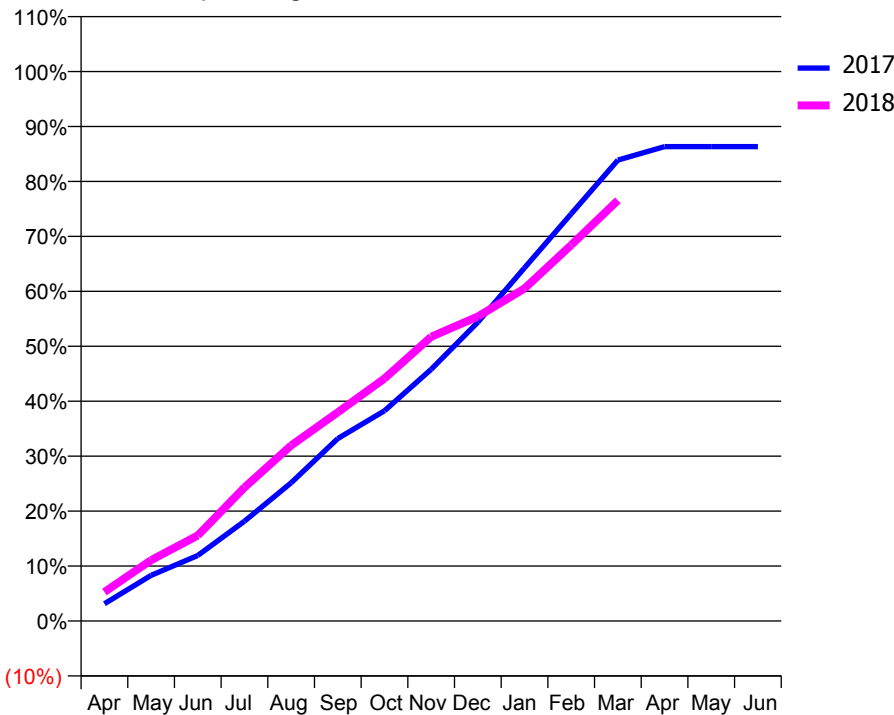
ACCESS*

Patients seen in 24 months	Total	Change since previous quarter
Quarter ending March 2017	1,296	
Quarter ending June 2017	1,300	→
Quarter ending September 2017	1,346	↑
Quarter ending December 2017	1,362	→
Quarter ending March 2018	1,408	↑
Variance since March 2017	8.6%	↑



ACTIVITY

Cumulative percentage of contracted UDA delivered 2017 & 2018



Month	Adjusted Scheduled Activity (UDA)	
	2017	2018
April	115	193
May	305	406
June	437	571
July	666	891
August	922	1,171
September	1,218	1,393
October	1,403	1,618
November	1,680	1,897
December	1,993	2,032
January	2,357	2,219
February	2,718	2,509
March	3,076	2,807
April	3,166	
May	3,166	
June	3,166	

QUALITY

	Quantity	Base Number	Contract	AT	Region	England
% of FP17s for the same patient ID Re-attending within 3 months - Children	9	139	6.5%	10.1%	11.5%	11.9%
% of FP17s for the same patient ID Re-attending within 3 months - Adults	77	1,054	7.3%	15.5%	16.8%	16.0%
% of FP17s for the same patient ID Re-attending between 3 & 9 months - Children	35	139	25.2%	48.4%	47.7%	58.3%
% of FP17s for the same patient ID Re-attending between 3 & 9 months - Adults	248	1,054	23.5%	38.1%	38.2%	50.3%
% of FP17s for Band 1 Urgent Courses	85	1,154	7.4%	10.1%	10.6%	9.1%
% of FP17s Relating to Free Repair or Replacements	0	1,154	0.0%	0.6%	0.6%	0.8%
% of FP17s Relating to Continuations	14	1,154	1.2%	0.9%	0.8%	1.0%
% of Patients satisfied with the dentistry they have received	0	0	N/A	90.1%	89.3%	91.5%
% of Patients satisfied with the time they had to wait for an appointment	0	0	N/A	86.9%	84.4%	87.9%

* This is based on patients treated on this contract for their most recent course of treatment. Figures in italics indicate the base number of FP17s or Patient Questionnaire responses are less than 100. N/A is shown where the base number of responses is less than 10 during the period. % is calculated as Quantity/Base number*100

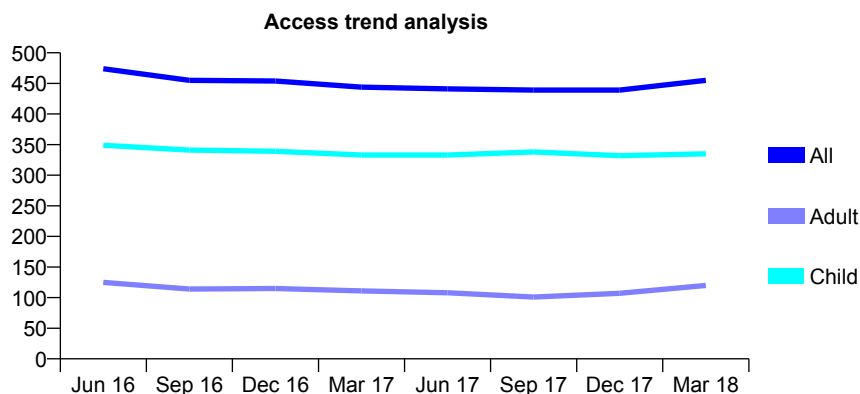
Q63 - Vital Signs At a Glance Contract Report for 254010/0001 - March 2018

Name or company name	MR P AZARI
Contract type name	GDS Contract
Purpose of contract	General
Contract start date	01/04/2006
Contract end date	

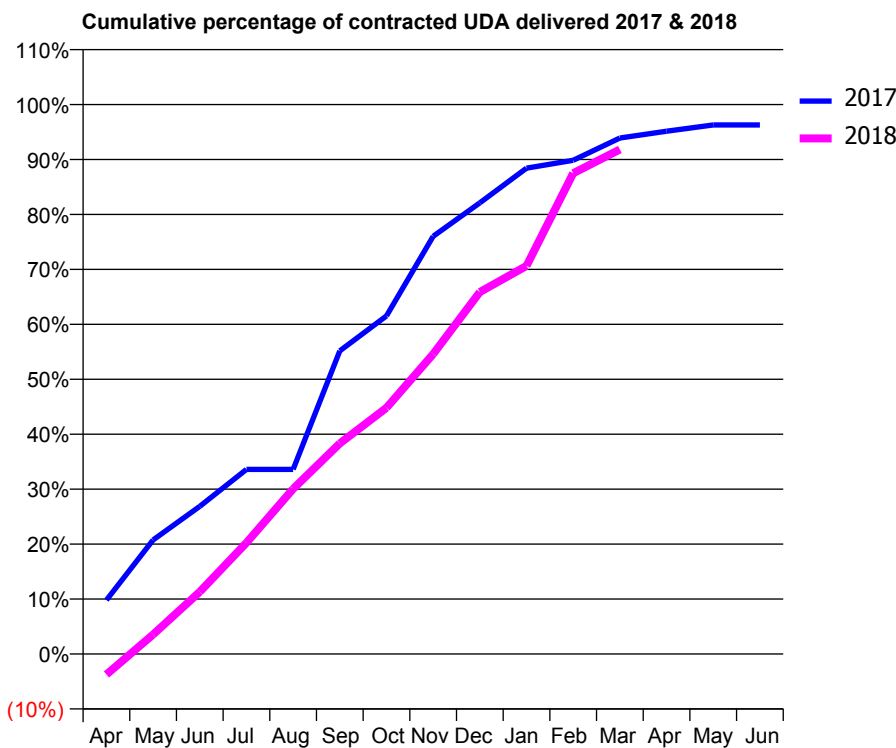
17/18 Contracted general activity (UDA)	800
Carry forward general activity (UDA)	30
17/18 Contracted orthodontic activity (UOA)	0
Carry forward orthodontic activity (UOA)	0
Baseline contract value	£22,139.63

ACCESS*

Patients seen in 24 months	Total	Change since previous quarter
Quarter ending March 2017	444	
Quarter ending June 2017	441	→
Quarter ending September 2017	439	→
Quarter ending December 2017	439	→
Quarter ending March 2018	455	↑
Variance since March 2017	2.5%	↑



ACTIVITY



Month	Adjusted Scheduled Activity (UDA)	
	2017	2018
April	79	-30
May	166	28
June	215	91
July	269	162
August	269	240
September	441	307
October	492	358
November	608	437
December	657	527
January	707	565
February	719	700
March	751	735
April	761	
May	770	
June	770	

QUALITY

	Quantity	Base Number	Contract	AT	Region	England
% of FP17s for the same patient ID Re-attending within 3 months - Children	20	423	4.7%	10.1%	11.5%	11.9%
% of FP17s for the same patient ID Re-attending within 3 months - Adults	19	110	17.3%	15.5%	16.8%	16.0%
% of FP17s for the same patient ID Re-attending between 3 & 9 months - Children	137	423	32.4%	48.4%	47.7%	58.3%
% of FP17s for the same patient ID Re-attending between 3 & 9 months - Adults	40	110	36.4%	38.1%	38.2%	50.3%
% of FP17s for Band 1 Urgent Courses	38	508	7.5%	10.1%	10.6%	9.1%
% of FP17s Relating to Free Repair or Replacements	0	508	0.0%	0.6%	0.6%	0.8%
% of FP17s Relating to Continuations	1	508	0.2%	0.9%	0.8%	1.0%
% of Patients satisfied with the dentistry they have received	1	1	N/A	90.1%	89.3%	91.5%
% of Patients satisfied with the time they had to wait for an appointment	1	1	N/A	86.9%	84.4%	87.9%

* This is based on patients treated on this contract for their most recent course of treatment. Figures in italics indicate the base number of FP17s or Patient Questionnaire responses are less than 100. N/A is shown where the base number of responses is less than 10 during the period. % is calculated as Quantity/Base number*100

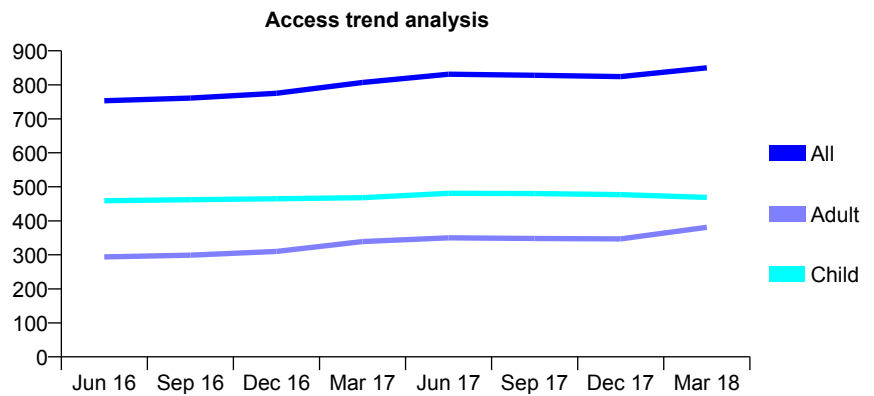
Q63 - Vital Signs At a Glance Contract Report for 254010/0002 - March 2018

Name or company name	Days Lane Dental
Contract type name	GDS Contract
Purpose of contract	General
Contract start date	01/04/2006
Contract end date	

17/18 Contracted general activity (UDA)	1,828
Carry forward general activity (UDA)	-37
17/18 Contracted orthodontic activity (UOA)	0
Carry forward orthodontic activity (UOA)	0
Baseline contract value	£55,398.65

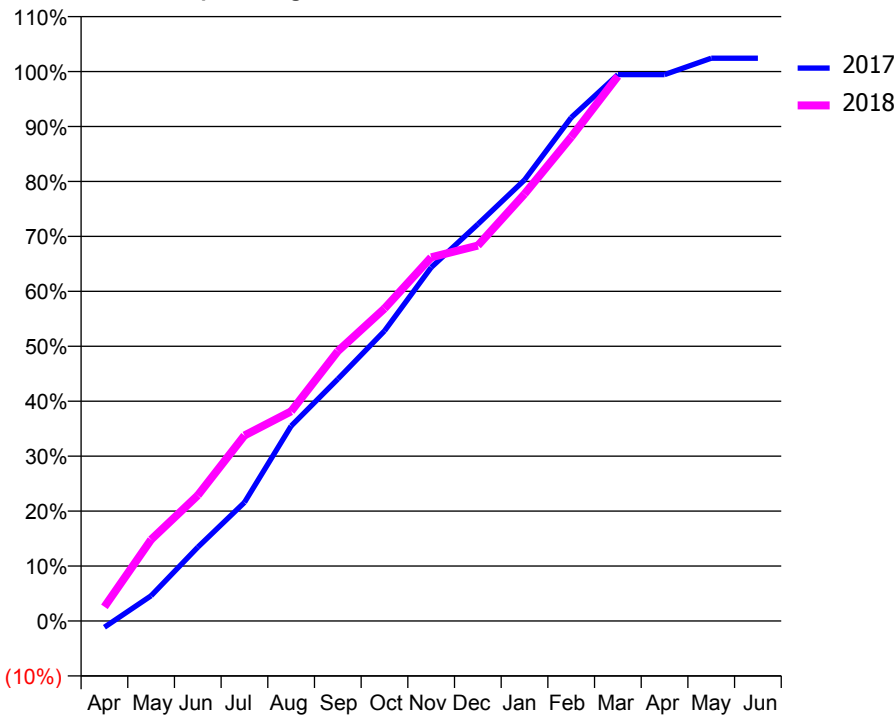
ACCESS*

Patients seen in 24 months	Total	Change since previous quarter
Quarter ending March 2017	807	
Quarter ending June 2017	831	↑
Quarter ending September 2017	828	→
Quarter ending December 2017	824	→
Quarter ending March 2018	850	↑
Variance since March 2017	5.3%	↑



ACTIVITY

Cumulative percentage of contracted UDA delivered 2017 & 2018



Month	Adjusted Scheduled Activity (UDA)	
	2017	2018
April	-21	47
May	84	271
June	245	418
July	395	617
August	649	697
September	805	898
October	965	1,040
November	1,176	1,210
December	1,320	1,249
January	1,467	1,421
February	1,675	1,610
March	1,818	1,812
April	1,818	
May	1,872	
June	1,872	

QUALITY

	Quantity	Base Number	Contract	AT	Region	England
% of FP17s for the same patient ID Re-attending within 3 months - Children	30	694	4.3%	10.1%	11.5%	11.9%
% of FP17s for the same patient ID Re-attending within 3 months - Adults	41	381	10.8%	15.5%	16.8%	16.0%
% of FP17s for the same patient ID Re-attending between 3 & 9 months - Children	394	694	56.8%	48.4%	47.7%	58.3%
% of FP17s for the same patient ID Re-attending between 3 & 9 months - Adults	177	381	46.5%	38.1%	38.2%	50.3%
% of FP17s for Band 1 Urgent Courses	36	1,036	3.5%	10.1%	10.6%	9.1%
% of FP17s Relating to Free Repair or Replacements	3	1,036	0.3%	0.6%	0.6%	0.8%
% of FP17s Relating to Continuations	2	1,036	0.2%	0.9%	0.8%	1.0%
% of Patients satisfied with the dentistry they have received	0	0	N/A	90.1%	89.3%	91.5%
% of Patients satisfied with the time they had to wait for an appointment	0	0	N/A	86.9%	84.4%	87.9%

* This is based on patients treated on this contract for their most recent course of treatment. Figures in italics indicate the base number of FP17s or Patient Questionnaire responses are less than 100. N/A is shown where the base number of responses is less than 10 during the period. % is calculated as Quantity/Base number*100

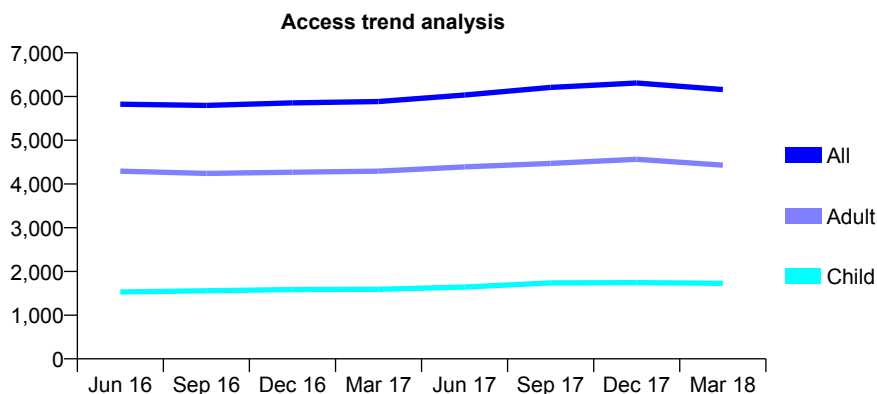
Q63 - Vital Signs At a Glance Contract Report for 257001/0001 - March 2018

Name or company name	MR DS MATHEW
Contract type name	GDS Contract
Purpose of contract	General
Contract start date	01/04/2006
Contract end date	

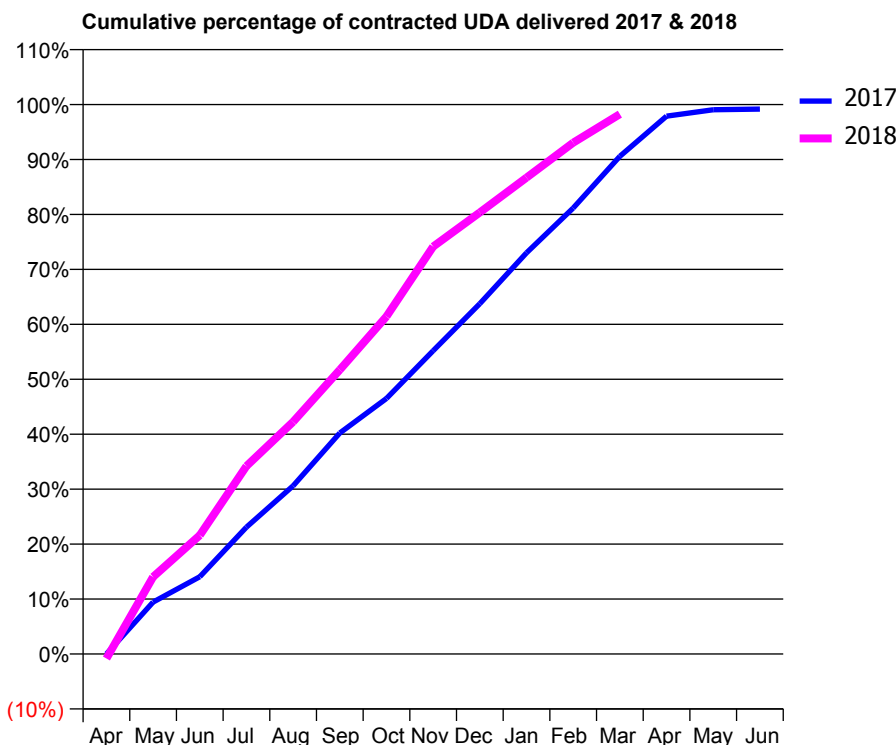
17/18 Contracted general activity (UDA)	14,901
Carry forward general activity (UDA)	126
17/18 Contracted orthodontic activity (UOA)	0
Carry forward orthodontic activity (UOA)	0
Baseline contract value	£388,008.00

ACCESS*

Patients seen in 24 months	Total	Change since previous quarter
Quarter ending March 2017	5,884	
Quarter ending June 2017	6,035	↑
Quarter ending September 2017	6,208	↑
Quarter ending December 2017	6,309	→
Quarter ending March 2018	6,160	↓
Variance since March 2017	4.7%	↑



ACTIVITY



Month	Adjusted Scheduled Activity (UDA)	
	2017	2018
April	0	-123
May	1,407	2,092
June	2,094	3,218
July	3,440	5,097
August	4,561	6,296
September	5,995	7,708
October	6,930	9,155
November	8,226	11,049
December	9,502	11,976
January	10,878	12,919
February	12,093	13,866
March	13,497	14,641
April	14,587	
May	14,758	
June	14,775	

QUALITY

	Quantity	Base Number	Contract	AT	Region	England
% of FP17s for the same patient ID Re-attending within 3 months - Children	180	2,147	8.4%	10.1%	11.5%	11.9%
% of FP17s for the same patient ID Re-attending within 3 months - Adults	428	4,409	9.7%	15.5%	16.8%	16.0%
% of FP17s for the same patient ID Re-attending between 3 & 9 months - Children	889	2,147	41.4%	48.4%	47.7%	58.3%
% of FP17s for the same patient ID Re-attending between 3 & 9 months - Adults	1,508	4,409	34.2%	38.1%	38.2%	50.3%
% of FP17s for Band 1 Urgent Courses	241	6,148	3.9%	10.1%	10.6%	9.1%
% of FP17s Relating to Free Repair or Replacements	23	6,148	0.4%	0.6%	0.6%	0.8%
% of FP17s Relating to Continuations	52	6,148	0.8%	0.9%	0.8%	1.0%
% of Patients satisfied with the dentistry they have received	7	8	N/A	90.1%	89.3%	91.5%
% of Patients satisfied with the time they had to wait for an appointment	8	8	N/A	86.9%	84.4%	87.9%

* This is based on patients treated on this contract for their most recent course of treatment. Figures in italics indicate the base number of FP17s or Patient Questionnaire responses are less than 100. N/A is shown where the base number of responses is less than 10 during the period. % is calculated as Quantity/Base number*100

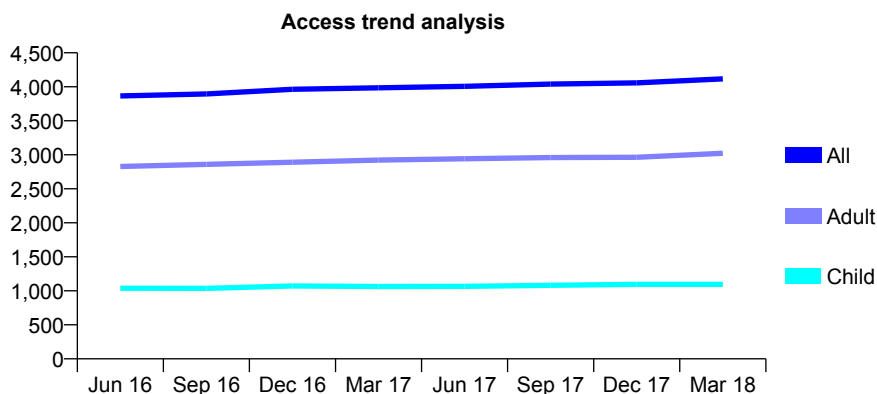
Q63 - Vital Signs At a Glance Contract Report for 257222/0001 - March 2018

Name or company name	MS S RADPOUR
Contract type name	GDS Contract
Purpose of contract	General
Contract start date	01/04/2006
Contract end date	

17/18 Contracted general activity (UDA)	9,500
Carry forward general activity (UDA)	-117
17/18 Contracted orthodontic activity (UOA)	0
Carry forward orthodontic activity (UOA)	0
Baseline contract value	£235,564.39

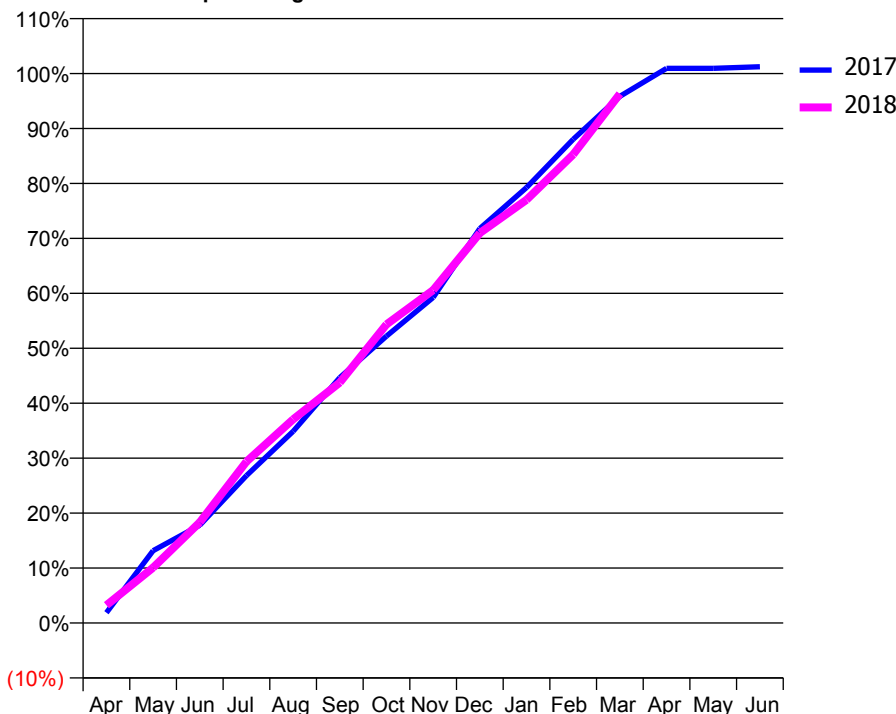
ACCESS*

Patients seen in 24 months	Total	Change since previous quarter
Quarter ending March 2017	3,986	
Quarter ending June 2017	4,007	→
Quarter ending September 2017	4,041	→
Quarter ending December 2017	4,058	→
Quarter ending March 2018	4,117	→
Variance since March 2017	3.3%	↑



ACTIVITY

Cumulative percentage of contracted UDA delivered 2017 & 2018



Month	Adjusted Scheduled Activity (UDA)	
	2017	2018
April	179	309
May	1,250	957
June	1,692	1,741
July	2,549	2,790
August	3,314	3,521
September	4,244	4,158
October	4,959	5,163
November	5,629	5,755
December	6,820	6,743
January	7,527	7,316
February	8,362	8,099
March	9,104	9,149
April	9,588	
May	9,589	
June	9,617	

QUALITY

	Quantity	Base Number	Contract	AT	Region	England
% of FP17s for the same patient ID Re-attending within 3 months - Children	70	1,497	4.7%	10.1%	11.5%	11.9%
% of FP17s for the same patient ID Re-attending within 3 months - Adults	428	3,454	12.4%	15.5%	16.8%	16.0%
% of FP17s for the same patient ID Re-attending between 3 & 9 months - Children	849	1,497	56.7%	48.4%	47.7%	58.3%
% of FP17s for the same patient ID Re-attending between 3 & 9 months - Adults	1,348	3,454	39.0%	38.1%	38.2%	50.3%
% of FP17s for Band 1 Urgent Courses	365	4,706	7.8%	10.1%	10.6%	9.1%
% of FP17s Relating to Free Repair or Replacements	23	4,706	0.5%	0.6%	0.6%	0.8%
% of FP17s Relating to Continuations	44	4,706	0.9%	0.9%	0.8%	1.0%
% of Patients satisfied with the dentistry they have received	1	1	N/A	90.1%	89.3%	91.5%
% of Patients satisfied with the time they had to wait for an appointment	1	1	N/A	86.9%	84.4%	87.9%

* This is based on patients treated on this contract for their most recent course of treatment. Figures in italics indicate the base number of FP17s or Patient Questionnaire responses are less than 100. N/A is shown where the base number of responses is less than 10 during the period. % is calculated as Quantity/Base number*100

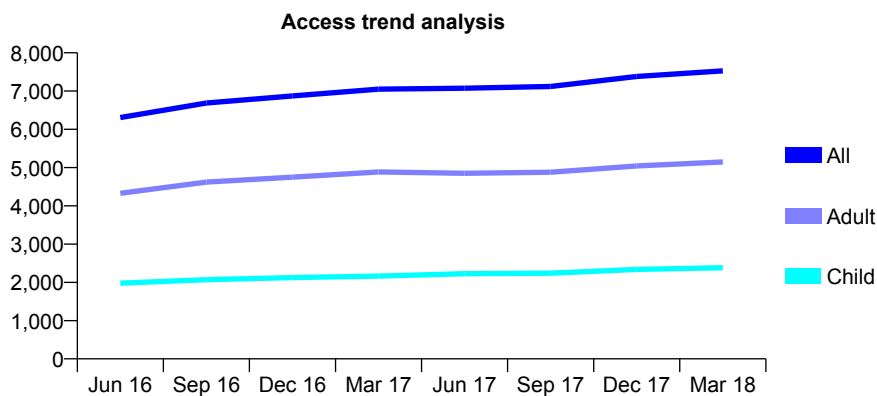
Q63 - Vital Signs At a Glance Contract Report for 257486/0003 - March 2018

Name or company name	MR RM QURESHI
Contract type name	GDS Contract
Purpose of contract	General
Contract start date	01/10/2014
Contract end date	

17/18 Contracted general activity (UDA)	17,212
Carry forward general activity (UDA)	682
17/18 Contracted orthodontic activity (UOA)	0
Carry forward orthodontic activity (UOA)	0
Baseline contract value	£435,369.89

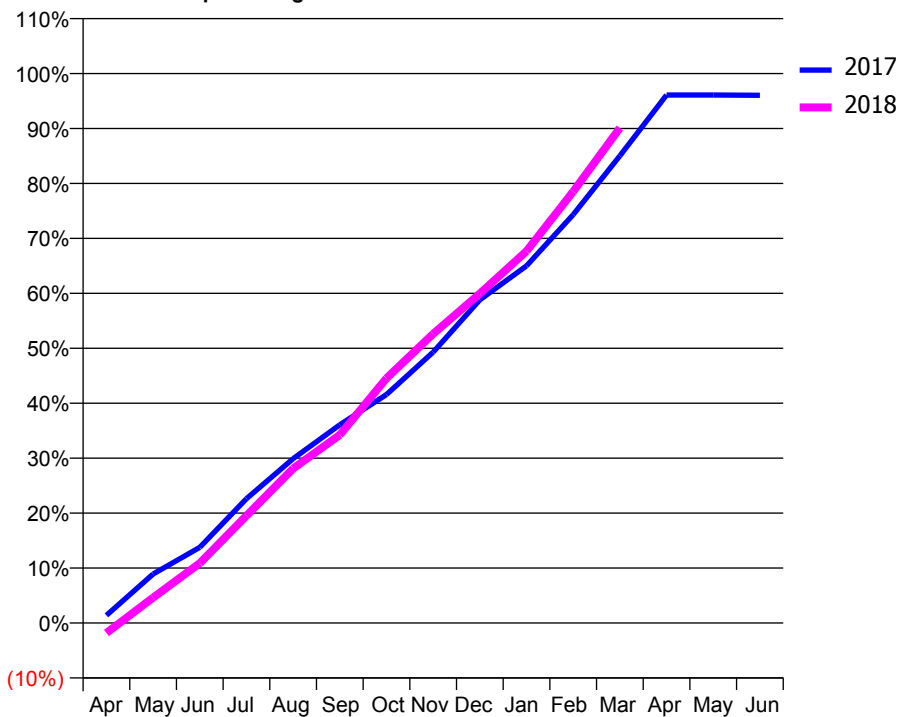
ACCESS*

Patients seen in 24 months	Total	Change since previous quarter
Quarter ending March 2017	7,049	
Quarter ending June 2017	7,076	→
Quarter ending September 2017	7,120	→
Quarter ending December 2017	7,381	↑
Quarter ending March 2018	7,529	↑
Variance since March 2017	6.8%	↑



ACTIVITY

Cumulative percentage of contracted UDA delivered 2017 & 2018



Month	Adjusted Scheduled Activity (UDA)	
	2017	2018
April	239	-315
May	1,535	795
June	2,368	1,873
July	3,895	3,361
August	5,149	4,840
September	6,208	5,890
October	7,156	7,666
November	8,487	9,059
December	10,121	10,319
January	11,189	11,646
February	12,792	13,514
March	14,634	15,508
April	16,540	
May	16,539	
June	16,530	

QUALITY

	Quantity	Base Number	Contract	AT	Region	England
% of FP17s for the same patient ID Re-attending within 3 months - Children	192	3,085	6.2%	10.1%	11.5%	11.9%
% of FP17s for the same patient ID Re-attending within 3 months - Adults	696	5,658	12.3%	15.5%	16.8%	16.0%
% of FP17s for the same patient ID Re-attending between 3 & 9 months - Children	1,438	3,085	46.6%	48.4%	47.7%	58.3%
% of FP17s for the same patient ID Re-attending between 3 & 9 months - Adults	2,166	5,658	38.3%	38.1%	38.2%	50.3%
% of FP17s for Band 1 Urgent Courses	725	8,169	8.9%	10.1%	10.6%	9.1%
% of FP17s Relating to Free Repair or Replacements	46	8,169	0.6%	0.6%	0.6%	0.8%
% of FP17s Relating to Continuations	10	8,169	0.1%	0.9%	0.8%	1.0%
% of Patients satisfied with the dentistry they have received	4	4	N/A	90.1%	89.3%	91.5%
% of Patients satisfied with the time they had to wait for an appointment	4	4	N/A	86.9%	84.4%	87.9%

* This is based on patients treated on this contract for their most recent course of treatment. Figures in italics indicate the base number of FP17s or Patient Questionnaire responses are less than 100. N/A is shown where the base number of responses is less than 10 during the period. % is calculated as Quantity/Base number*100

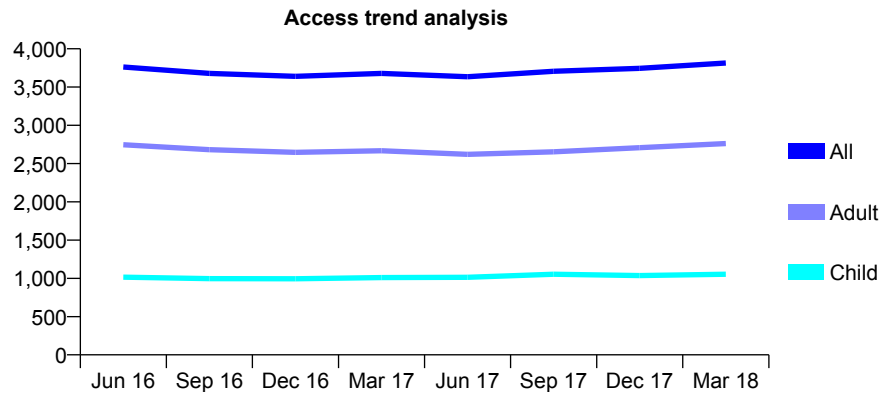
Q63 - Vital Signs At a Glance Contract Report for 262447/0001 - March 2018

Name or company name	MR CC BAILIE
Contract type name	GDS Contract
Purpose of contract	General
Contract start date	01/04/2006
Contract end date	

17/18 Contracted general activity (UDA)	15,000
Carry forward general activity (UDA)	1,623
17/18 Contracted orthodontic activity (UOA)	0
Carry forward orthodontic activity (UOA)	0
Baseline contract value	£536,431.88

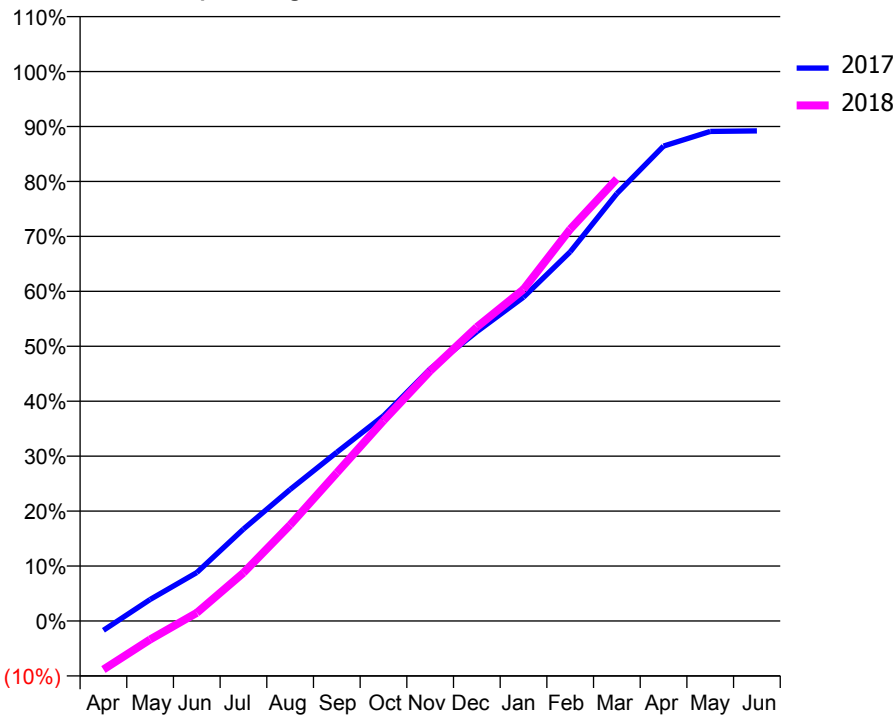
ACCESS*

Patients seen in 24 months	Total	Change since previous quarter
Quarter ending March 2017	3,678	
Quarter ending June 2017	3,634	↓
Quarter ending September 2017	3,706	→
Quarter ending December 2017	3,744	→
Quarter ending March 2018	3,814	→
Variance since March 2017	3.7%	↑



ACTIVITY

Cumulative percentage of contracted UDA delivered 2017 & 2018



Month	Adjusted Scheduled Activity (UDA)	
	2017	2018
April	-257	-1,326
May	588	-506
June	1,325	222
July	2,509	1,316
August	3,590	2,622
September	4,607	4,046
October	5,599	5,470
November	6,881	6,828
December	7,896	8,023
January	8,840	9,054
February	10,079	10,695
March	11,667	12,067
April	12,965	
May	13,364	
June	13,377	

QUALITY

	Quantity	Base Number	Contract	AT	Region	England
% of FP17s for the same patient ID Re-attending within 3 months - Children	93	1,255	7.4%	10.1%	11.5%	11.9%
% of FP17s for the same patient ID Re-attending within 3 months - Adults	744	3,434	21.7%	15.5%	16.8%	16.0%
% of FP17s for the same patient ID Re-attending between 3 & 9 months - Children	544	1,255	43.3%	48.4%	47.7%	58.3%
% of FP17s for the same patient ID Re-attending between 3 & 9 months - Adults	1,174	3,434	34.2%	38.1%	38.2%	50.3%
% of FP17s for Band 1 Urgent Courses	431	4,338	9.9%	10.1%	10.6%	9.1%
% of FP17s Relating to Free Repair or Replacements	39	4,338	0.9%	0.6%	0.6%	0.8%
% of FP17s Relating to Continuations	135	4,338	3.1%	0.9%	0.8%	1.0%
% of Patients satisfied with the dentistry they have received	3	3	N/A	90.1%	89.3%	91.5%
% of Patients satisfied with the time they had to wait for an appointment	3	3	N/A	86.9%	84.4%	87.9%

* This is based on patients treated on this contract for their most recent course of treatment. Figures in italics indicate the base number of FP17s or Patient Questionnaire responses are less than 100. N/A is shown where the base number of responses is less than 10 during the period. % is calculated as Quantity/Base number*100

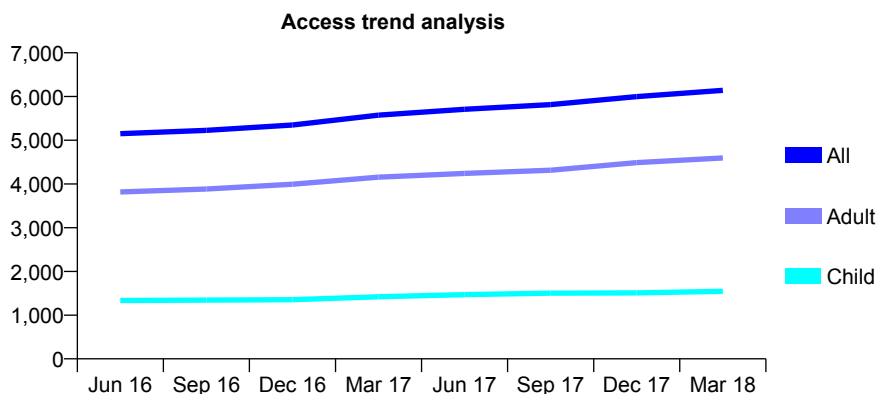
Q63 - Vital Signs At a Glance Contract Report for 262803/0003 - March 2018

Name or company name	MR SA BUTT
Contract type name	GDS Contract
Purpose of contract	General
Contract start date	01/04/2006
Contract end date	

17/18 Contracted general activity (UDA)	23,400
Carry forward general activity (UDA)	0
17/18 Contracted orthodontic activity (UOA)	0
Carry forward orthodontic activity (UOA)	0
Baseline contract value	£703,257.68

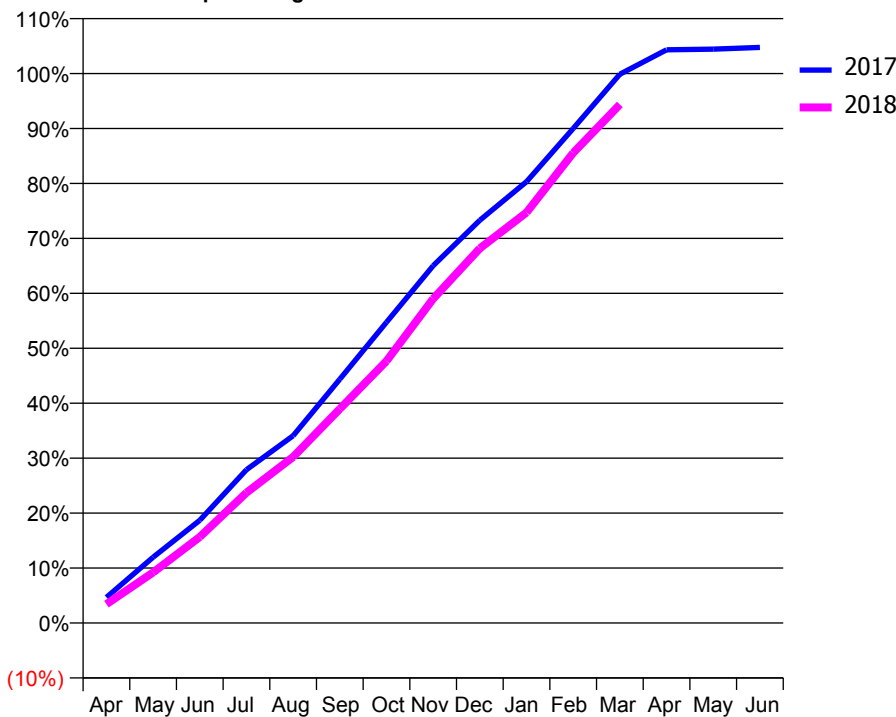
ACCESS*

Patients seen in 24 months	Total	Change since previous quarter
Quarter ending March 2017	5,574	
Quarter ending June 2017	5,709	↑
Quarter ending September 2017	5,814	→
Quarter ending December 2017	5,997	↑
Quarter ending March 2018	6,141	↑
Variance since March 2017	10.2%	↑



ACTIVITY

Cumulative percentage of contracted UDA delivered 2017 & 2018



Month	Adjusted Scheduled Activity (UDA)	
	2017	2018
April	946	804
May	2,432	2,155
June	3,793	3,663
July	5,663	5,551
August	6,921	7,071
September	9,009	9,118
October	11,113	11,154
November	13,200	13,809
December	14,877	15,952
January	16,306	17,480
February	18,268	20,018
March	20,272	22,082
April	21,175	
May	21,202	
June	21,262	

QUALITY

	Quantity	Base Number	Contract	AT	Region	England
% of FP17s for the same patient ID Re-attending within 3 months - Children	211	2,162	9.8%	10.1%	11.5%	11.9%
% of FP17s for the same patient ID Re-attending within 3 months - Adults	1,275	5,878	21.7%	15.5%	16.8%	16.0%
% of FP17s for the same patient ID Re-attending between 3 & 9 months - Children	1,058	2,162	48.9%	48.4%	47.7%	58.3%
% of FP17s for the same patient ID Re-attending between 3 & 9 months - Adults	2,107	5,878	35.8%	38.1%	38.2%	50.3%
% of FP17s for Band 1 Urgent Courses	1,247	7,388	16.9%	10.1%	10.6%	9.1%
% of FP17s Relating to Free Repair or Replacements	31	7,388	0.4%	0.6%	0.6%	0.8%
% of FP17s Relating to Continuations	49	7,388	0.7%	0.9%	0.8%	1.0%
% of Patients satisfied with the dentistry they have received	5	5	N/A	90.1%	89.3%	91.5%
% of Patients satisfied with the time they had to wait for an appointment	5	5	N/A	86.9%	84.4%	87.9%

* This is based on patients treated on this contract for their most recent course of treatment. Figures in italics indicate the base number of FP17s or Patient Questionnaire responses are less than 100. N/A is shown where the base number of responses is less than 10 during the period. % is calculated as Quantity/Base number*100

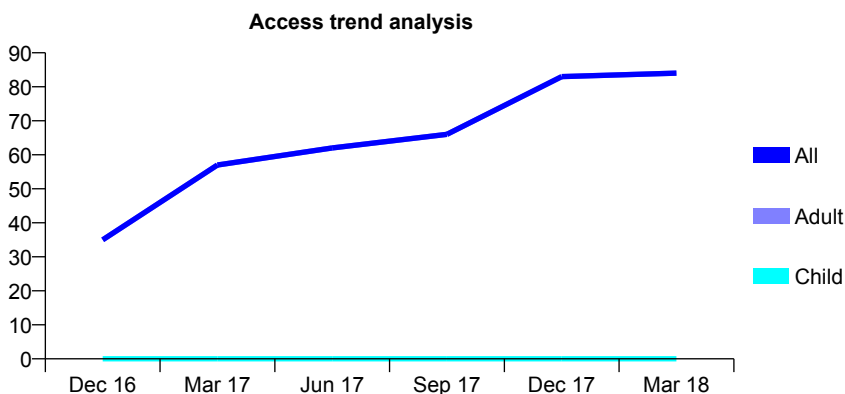
Q63 - Vital Signs At a Glance Contract Report for 262803/0006 - March 2018

Name or company name	MR SA BUTT
Contract type name	PDS Contract
Purpose of contract	General
Contract start date	01/06/2013
Contract end date	31/03/2018

17/18 Contracted general activity (UDA)	300
Carry forward general activity (UDA)	0
17/18 Contracted orthodontic activity (UOA)	0
Carry forward orthodontic activity (UOA)	0
Baseline contract value	£16,514.04

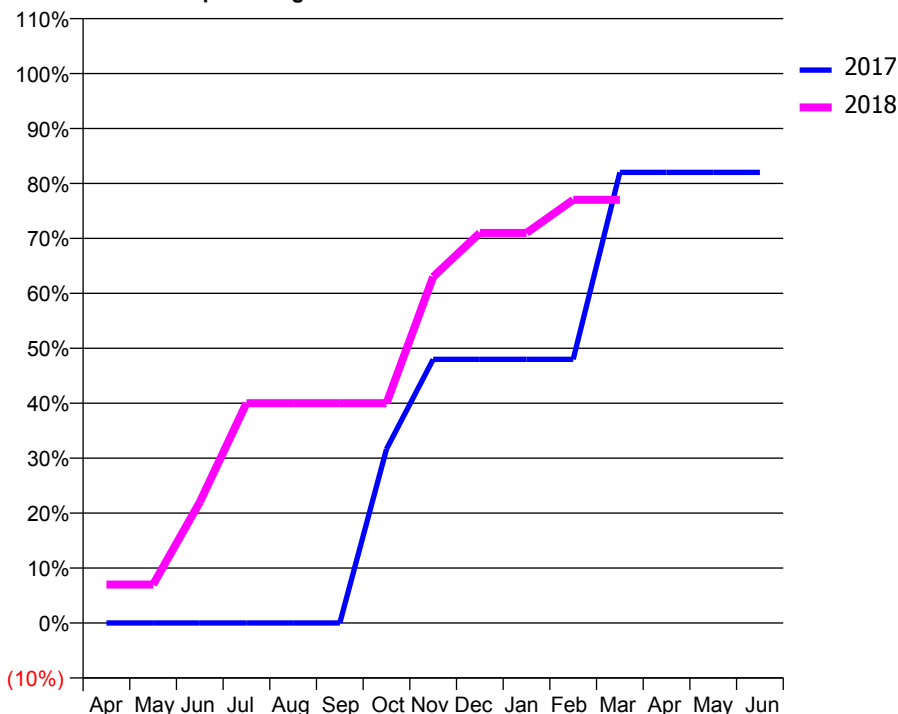
ACCESS*

Patients seen in 24 months	Total	Change since previous quarter
Quarter ending March 2017	57	
Quarter ending June 2017	62	↑
Quarter ending September 2017	66	↑
Quarter ending December 2017	83	↑
Quarter ending March 2018	84	→
Variance since March 2017	47.4%	↑



ACTIVITY

Cumulative percentage of contracted UDA delivered 2017 & 2018



Month	Adjusted Scheduled Activity (UDA)	
	2017	2018
April	0	21
May	0	21
June	0	66
July	0	120
August	0	120
September	0	120
October	95	120
November	144	189
December	144	213
January	144	213
February	144	231
March	246	231
April	246	
May	246	
June	246	

QUALITY

	Quantity	Base Number	Contract	AT	Region	England
% of FP17s for the same patient ID Re-attending within 3 months - Children	0	0	N/A	10.1%	11.5%	11.9%
% of FP17s for the same patient ID Re-attending within 3 months - Adults	0	77	0.0%	15.5%	16.8%	16.0%
% of FP17s for the same patient ID Re-attending between 3 & 9 months - Children	0	0	N/A	48.4%	47.7%	58.3%
% of FP17s for the same patient ID Re-attending between 3 & 9 months - Adults	0	77	0.0%	38.1%	38.2%	50.3%
% of FP17s for Band 1 Urgent Courses	0	77	0.0%	10.1%	10.6%	9.1%
% of FP17s Relating to Free Repair or Replacements	0	77	0.0%	0.6%	0.6%	0.8%
% of FP17s Relating to Continuations	0	77	0.0%	0.9%	0.8%	1.0%
% of Patients satisfied with the dentistry they have received	0	0	N/A	90.1%	89.3%	91.5%
% of Patients satisfied with the time they had to wait for an appointment	0	0	N/A	86.9%	84.4%	87.9%

* This is based on patients treated on this contract for their most recent course of treatment. Figures in italics indicate the base number of FP17s or Patient Questionnaire responses are less than 100. N/A is shown where the base number of responses is less than 10 during the period. % is calculated as Quantity/Base number*100

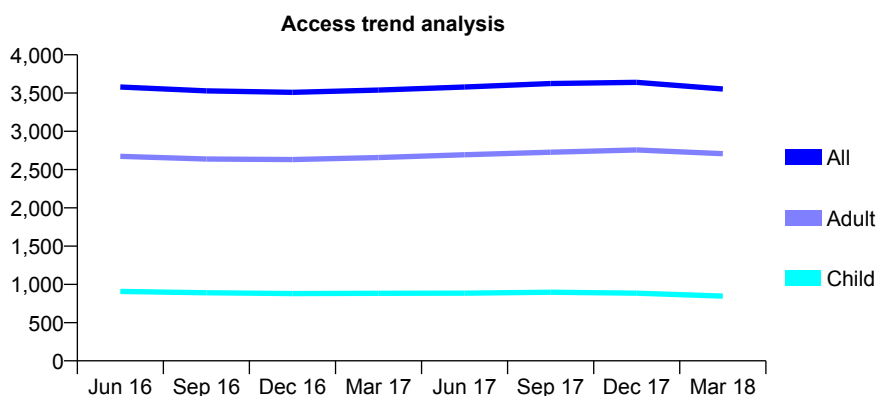
Q63 - Vital Signs At a Glance Contract Report for 263850/0001 - March 2018

Name or company name	MR SG JOHN
Contract type name	GDS Contract
Purpose of contract	General
Contract start date	01/04/2006
Contract end date	

17/18 Contracted general activity (UDA)	9,242
Carry forward general activity (UDA)	285
17/18 Contracted orthodontic activity (UOA)	0
Carry forward orthodontic activity (UOA)	0
Baseline contract value	£291,225.65

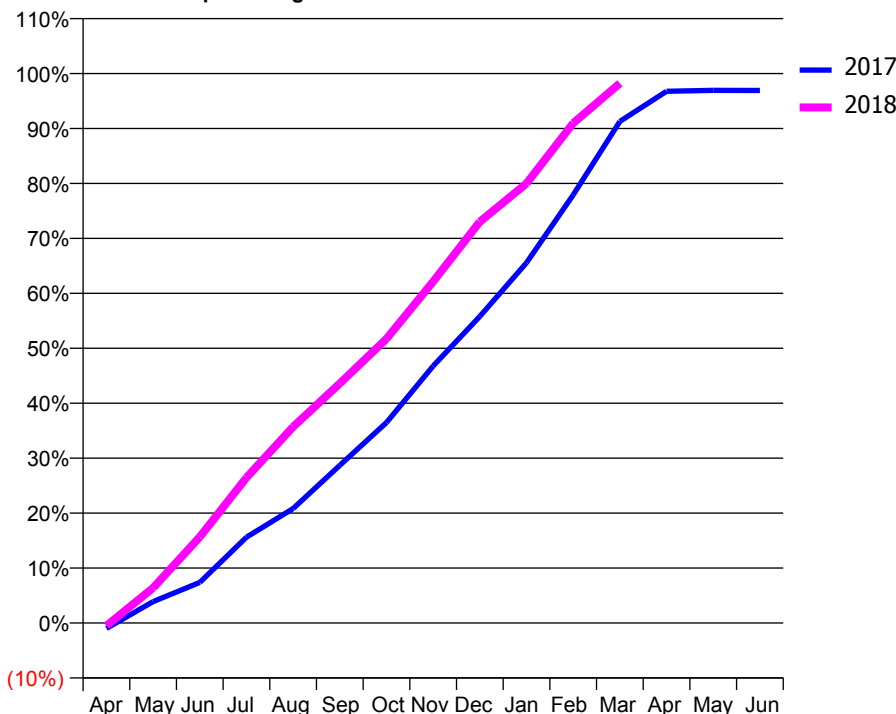
ACCESS*

Patients seen in 24 months	Total	Change since previous quarter
Quarter ending March 2017	3,539	
Quarter ending June 2017	3,579	→
Quarter ending September 2017	3,624	→
Quarter ending December 2017	3,640	→
Quarter ending March 2018	3,553	↓
Variance since March 2017	0.4%	→



ACTIVITY

Cumulative percentage of contracted UDA delivered 2017 & 2018



Month	Adjusted Scheduled Activity (UDA)	
	2017	2018
April	-93	-49
May	360	590
June	682	1,447
July	1,443	2,446
August	1,925	3,300
September	2,653	4,029
October	3,372	4,780
November	4,323	5,744
December	5,158	6,749
January	6,060	7,392
February	7,201	8,407
March	8,437	9,077
April	8,944	
May	8,958	
June	8,957	

QUALITY

	Quantity	Base Number	Contract	AT	Region	England
% of FP17s for the same patient ID Re-attending within 3 months - Children	33	836	3.9%	10.1%	11.5%	11.9%
% of FP17s for the same patient ID Re-attending within 3 months - Adults	245	2,754	8.9%	15.5%	16.8%	16.0%
% of FP17s for the same patient ID Re-attending between 3 & 9 months - Children	235	836	28.1%	48.4%	47.7%	58.3%
% of FP17s for the same patient ID Re-attending between 3 & 9 months - Adults	1,015	2,754	36.9%	38.1%	38.2%	50.3%
% of FP17s for Band 1 Urgent Courses	214	2,885	7.4%	10.1%	10.6%	9.1%
% of FP17s Relating to Free Repair or Replacements	3	2,885	0.1%	0.6%	0.6%	0.8%
% of FP17s Relating to Continuations	19	2,885	0.7%	0.9%	0.8%	1.0%
% of Patients satisfied with the dentistry they have received	6	6	N/A	90.1%	89.3%	91.5%
% of Patients satisfied with the time they had to wait for an appointment	4	6	N/A	86.9%	84.4%	87.9%

* This is based on patients treated on this contract for their most recent course of treatment. Figures in italics indicate the base number of FP17s or Patient Questionnaire responses are less than 100. N/A is shown where the base number of responses is less than 10 during the period. % is calculated as Quantity/Base number*100

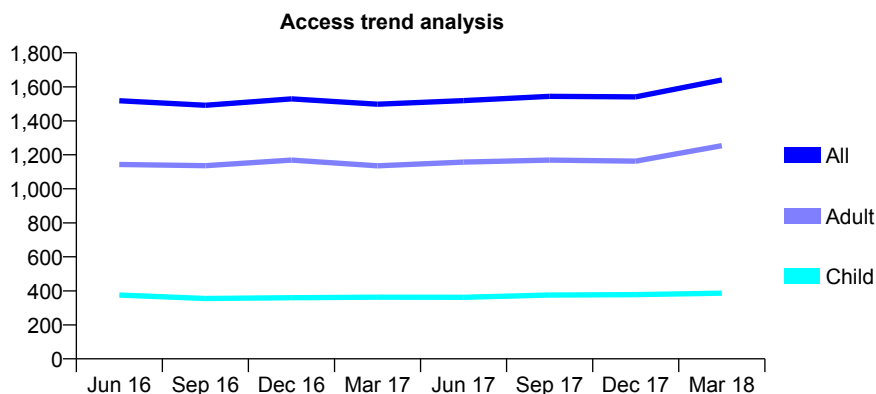
Q63 - Vital Signs At a Glance Contract Report for 264296/0001 - March 2018

Name or company name	MR RD VAZIRI
Contract type name	GDS Contract
Purpose of contract	General
Contract start date	01/04/2006
Contract end date	

17/18 Contracted general activity (UDA)	4,996
Carry forward general activity (UDA)	41
17/18 Contracted orthodontic activity (UOA)	0
Carry forward orthodontic activity (UOA)	0
Baseline contract value	£147,914.78

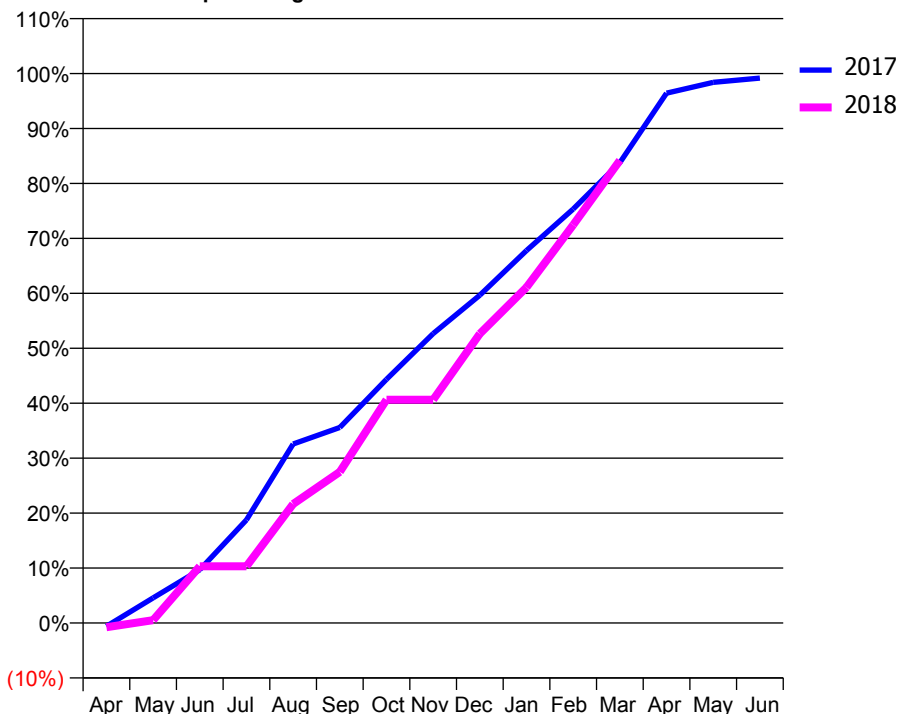
ACCESS*

Patients seen in 24 months	Total	Change since previous quarter
Quarter ending March 2017	1,498	
Quarter ending June 2017	1,519	→
Quarter ending September 2017	1,544	→
Quarter ending December 2017	1,541	→
Quarter ending March 2018	1,640	↑
Variance since March 2017	9.5%	↑



ACTIVITY

Cumulative percentage of contracted UDA delivered 2017 & 2018



Month	Adjusted Scheduled Activity (UDA)	
	2017	2018
April	-30	-40
May	229	26
June	484	516
July	937	516
August	1,628	1,082
September	1,778	1,374
October	2,215	2,030
November	2,632	2,030
December	2,981	2,630
January	3,387	3,052
February	3,764	3,620
March	4,185	4,206
April	4,817	
May	4,916	
June	4,955	

QUALITY

	Quantity	Base Number	Contract	AT	Region	England
% of FP17s for the same patient ID Re-attending within 3 months - Children	22	367	6.0%	10.1%	11.5%	11.9%
% of FP17s for the same patient ID Re-attending within 3 months - Adults	98	999	9.8%	15.5%	16.8%	16.0%
% of FP17s for the same patient ID Re-attending between 3 & 9 months - Children	81	367	22.1%	48.4%	47.7%	58.3%
% of FP17s for the same patient ID Re-attending between 3 & 9 months - Adults	169	999	16.9%	38.1%	38.2%	50.3%
% of FP17s for Band 1 Urgent Courses	216	1,235	17.5%	10.1%	10.6%	9.1%
% of FP17s Relating to Free Repair or Replacements	1	1,235	0.1%	0.6%	0.6%	0.8%
% of FP17s Relating to Continuations	10	1,235	0.8%	0.9%	0.8%	1.0%
% of Patients satisfied with the dentistry they have received	0	0	N/A	90.1%	89.3%	91.5%
% of Patients satisfied with the time they had to wait for an appointment	0	0	N/A	86.9%	84.4%	87.9%

* This is based on patients treated on this contract for their most recent course of treatment. Figures in italics indicate the base number of FP17s or Patient Questionnaire responses are less than 100. N/A is shown where the base number of responses is less than 10 during the period. % is calculated as Quantity/Base number*100

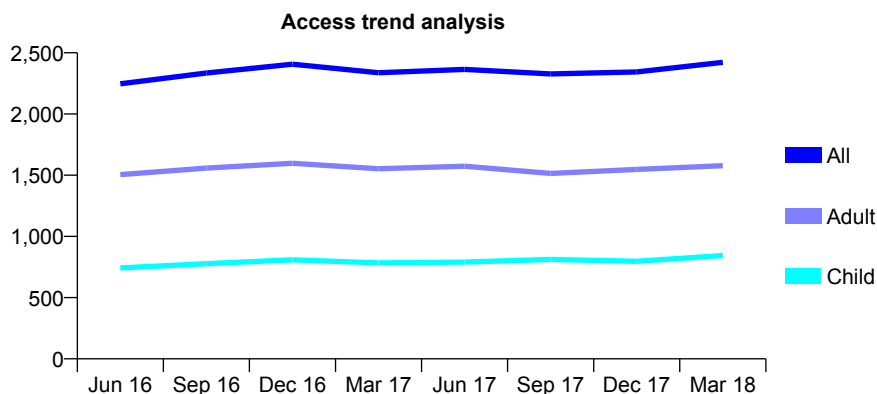
Q63 - Vital Signs At a Glance Contract Report for 264636/0002 - March 2018

Name or company name	MR O DADASHIAN
Contract type name	GDS Contract
Purpose of contract	General
Contract start date	01/04/2011
Contract end date	

17/18 Contracted general activity (UDA)	6,020
Carry forward general activity (UDA)	-10
17/18 Contracted orthodontic activity (UOA)	0
Carry forward orthodontic activity (UOA)	0
Baseline contract value	£175,311.10

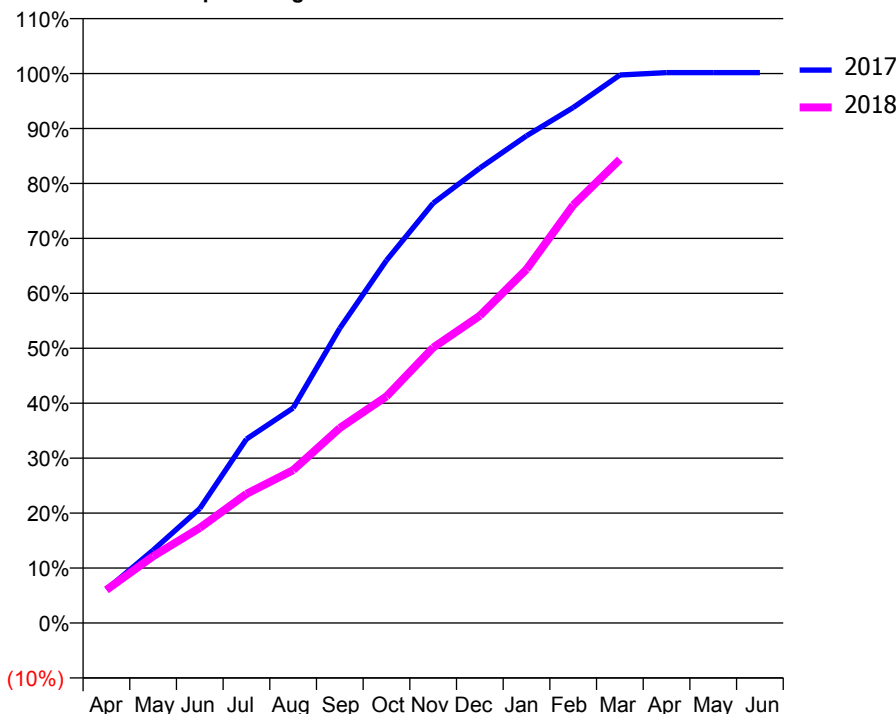
ACCESS*

Patients seen in 24 months	Total	Change since previous quarter
Quarter ending March 2017	2,337	
Quarter ending June 2017	2,364	→
Quarter ending September 2017	2,327	↓
Quarter ending December 2017	2,344	→
Quarter ending March 2018	2,422	↑
Variance since March 2017	3.6%	↑



ACTIVITY

Cumulative percentage of contracted UDA delivered 2017 & 2018



Month	Adjusted Scheduled Activity (UDA)	
	2017	2018
April	367	363
May	799	731
June	1,255	1,043
July	2,015	1,414
August	2,355	1,675
September	3,229	2,137
October	3,973	2,483
November	4,599	3,018
December	4,984	3,366
January	5,337	3,874
February	5,646	4,577
March	6,004	5,079
April	6,030	
May	6,030	
June	6,030	

QUALITY

	Quantity	Base Number	Contract	AT	Region	England
% of FP17s for the same patient ID Re-attending within 3 months - Children	74	961	7.7%	10.1%	11.5%	11.9%
% of FP17s for the same patient ID Re-attending within 3 months - Adults	199	1,510	13.2%	15.5%	16.8%	16.0%
% of FP17s for the same patient ID Re-attending between 3 & 9 months - Children	317	961	33.0%	48.4%	47.7%	58.3%
% of FP17s for the same patient ID Re-attending between 3 & 9 months - Adults	421	1,510	27.9%	38.1%	38.2%	50.3%
% of FP17s for Band 1 Urgent Courses	248	2,467	10.1%	10.1%	10.6%	9.1%
% of FP17s Relating to Free Repair or Replacements	2	2,467	0.1%	0.6%	0.6%	0.8%
% of FP17s Relating to Continuations	8	2,467	0.3%	0.9%	0.8%	1.0%
% of Patients satisfied with the dentistry they have received	4	4	N/A	90.1%	89.3%	91.5%
% of Patients satisfied with the time they had to wait for an appointment	2	4	N/A	86.9%	84.4%	87.9%

* This is based on patients treated on this contract for their most recent course of treatment. Figures in italics indicate the base number of FP17s or Patient Questionnaire responses are less than 100. N/A is shown where the base number of responses is less than 10 during the period. % is calculated as Quantity/Base number*100

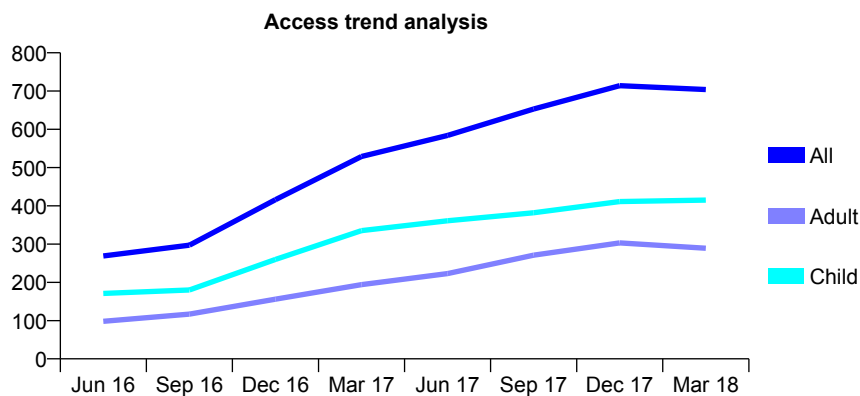
Q63 - Vital Signs At a Glance Contract Report for 264636/0003 - March 2018

Name or company name	MR O DADASHIAN
Contract type name	GDS Contract
Purpose of contract	General
Contract start date	01/11/2015
Contract end date	

17/18 Contracted general activity (UDA)	1,585
Carry forward general activity (UDA)	0
17/18 Contracted orthodontic activity (UOA)	0
Carry forward orthodontic activity (UOA)	0
Baseline contract value	£32,825.86

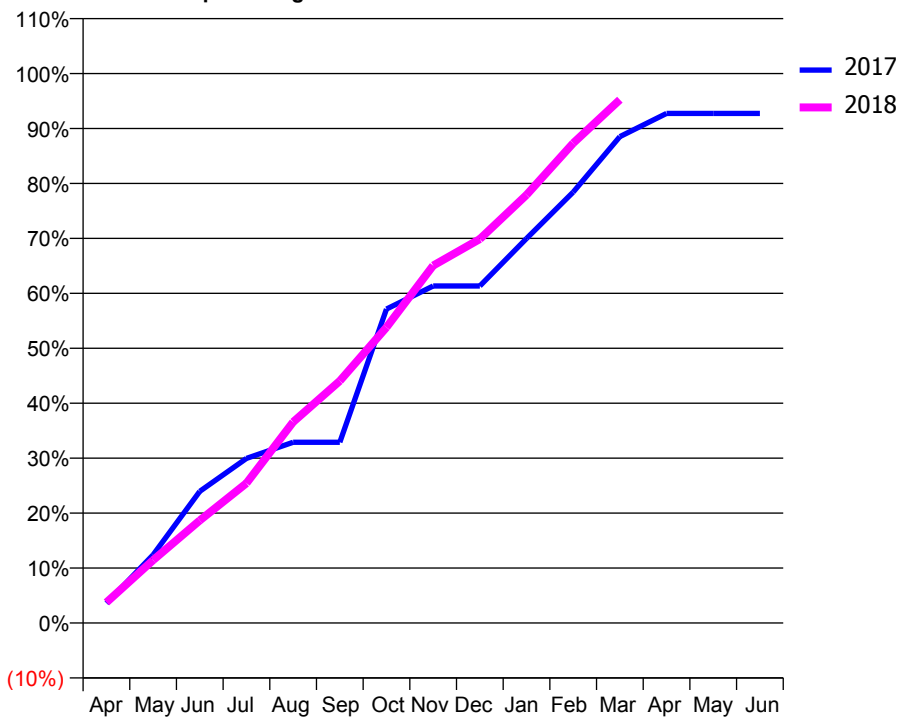
ACCESS*

Patients seen in 24 months	Total	Change since previous quarter
Quarter ending March 2017	529	
Quarter ending June 2017	584	↑
Quarter ending September 2017	653	↑
Quarter ending December 2017	714	↑
Quarter ending March 2018	704	↓
Variance since March 2017	33.1%	↑



ACTIVITY

Cumulative percentage of contracted UDA delivered 2017 & 2018



Month	Adjusted Scheduled Activity (UDA)	
	2017	2018
April	57	59
May	197	181
June	380	296
July	475	403
August	521	580
September	521	698
October	906	853
November	972	1,031
December	972	1,107
January	1,109	1,235
February	1,243	1,384
March	1,403	1,510
April	1,470	
May	1,470	
June	1,470	

QUALITY

	Quantity	Base Number	Contract	AT	Region	England
% of FP17s for the same patient ID Re-attending within 3 months - Children	29	508	5.7%	10.1%	11.5%	11.9%
% of FP17s for the same patient ID Re-attending within 3 months - Adults	45	307	14.7%	15.5%	16.8%	16.0%
% of FP17s for the same patient ID Re-attending between 3 & 9 months - Children	226	508	44.5%	48.4%	47.7%	58.3%
% of FP17s for the same patient ID Re-attending between 3 & 9 months - Adults	96	307	31.3%	38.1%	38.2%	50.3%
% of FP17s for Band 1 Urgent Courses	68	790	8.6%	10.1%	10.6%	9.1%
% of FP17s Relating to Free Repair or Replacements	0	790	0.0%	0.6%	0.6%	0.8%
% of FP17s Relating to Continuations	0	790	0.0%	0.9%	0.8%	1.0%
% of Patients satisfied with the dentistry they have received	0	0	N/A	90.1%	89.3%	91.5%
% of Patients satisfied with the time they had to wait for an appointment	0	0	N/A	86.9%	84.4%	87.9%

* This is based on patients treated on this contract for their most recent course of treatment. Figures in italics indicate the base number of FP17s or Patient Questionnaire responses are less than 100. N/A is shown where the base number of responses is less than 10 during the period. % is calculated as Quantity/Base number*100

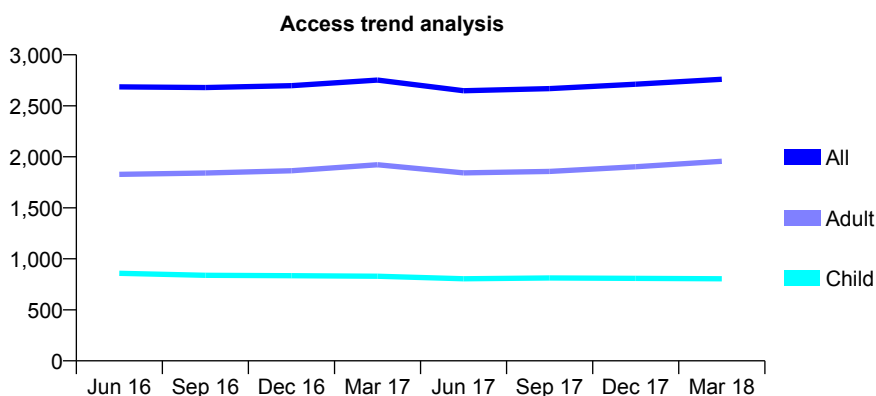
Q63 - Vital Signs At a Glance Contract Report for 271500/0001 - March 2018

Name or company name	MR P MAZAHERI
Contract type name	GDS Contract
Purpose of contract	General
Contract start date	01/04/2006
Contract end date	

17/18 Contracted general activity (UDA)	6,109
Carry forward general activity (UDA)	-44
17/18 Contracted orthodontic activity (UOA)	0
Carry forward orthodontic activity (UOA)	0
Baseline contract value	£183,757.32

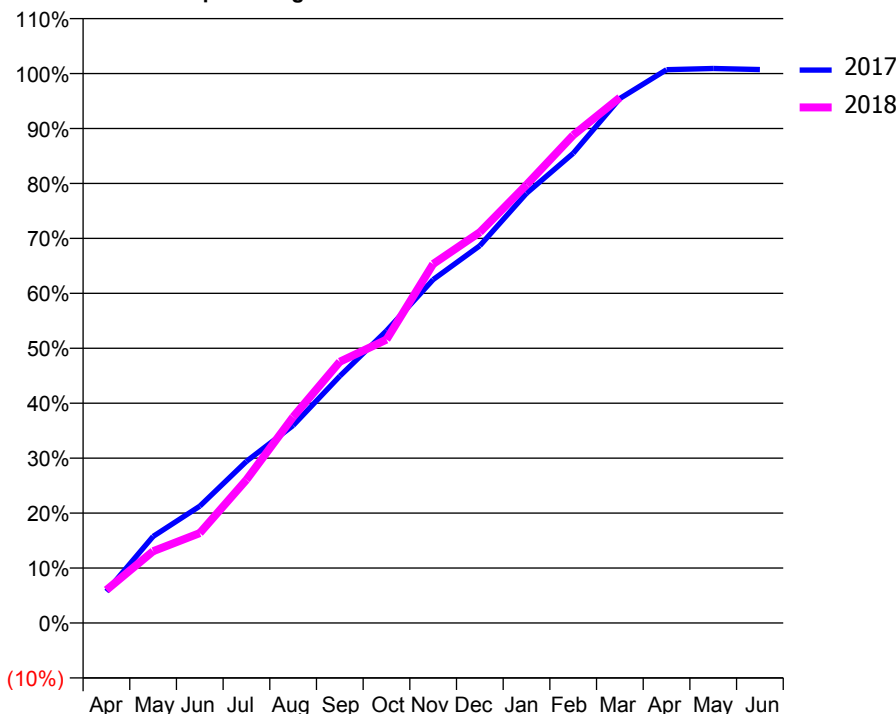
ACCESS*

Patients seen in 24 months	Total	Change since previous quarter
Quarter ending March 2017	2,752	
Quarter ending June 2017	2,648	↓
Quarter ending September 2017	2,669	→
Quarter ending December 2017	2,712	→
Quarter ending March 2018	2,760	→
Variance since March 2017	0.3%	→



ACTIVITY

Cumulative percentage of contracted UDA delivered 2017 & 2018



Month	Adjusted Scheduled Activity (UDA)	
	2017	2018
April	351	367
May	962	798
June	1,300	999
July	1,797	1,594
August	2,196	2,291
September	2,745	2,904
October	3,248	3,151
November	3,818	3,991
December	4,194	4,345
January	4,777	4,872
February	5,222	5,423
March	5,831	5,842
April	6,152	
May	6,165	
June	6,153	

QUALITY

	Quantity	Base Number	Contract	AT	Region	England
% of FP17s for the same patient ID Re-attending within 3 months - Children	47	1,062	4.4%	10.1%	11.5%	11.9%
% of FP17s for the same patient ID Re-attending within 3 months - Adults	294	1,963	15.0%	15.5%	16.8%	16.0%
% of FP17s for the same patient ID Re-attending between 3 & 9 months - Children	625	1,062	58.9%	48.4%	47.7%	58.3%
% of FP17s for the same patient ID Re-attending between 3 & 9 months - Adults	621	1,963	31.6%	38.1%	38.2%	50.3%
% of FP17s for Band 1 Urgent Courses	234	2,893	8.1%	10.1%	10.6%	9.1%
% of FP17s Relating to Free Repair or Replacements	10	2,893	0.3%	0.6%	0.6%	0.8%
% of FP17s Relating to Continuations	14	2,893	0.5%	0.9%	0.8%	1.0%
% of Patients satisfied with the dentistry they have received	0	0	N/A	90.1%	89.3%	91.5%
% of Patients satisfied with the time they had to wait for an appointment	0	0	N/A	86.9%	84.4%	87.9%

* This is based on patients treated on this contract for their most recent course of treatment. Figures in italics indicate the base number of FP17s or Patient Questionnaire responses are less than 100. N/A is shown where the base number of responses is less than 10 during the period. % is calculated as Quantity/Base number*100

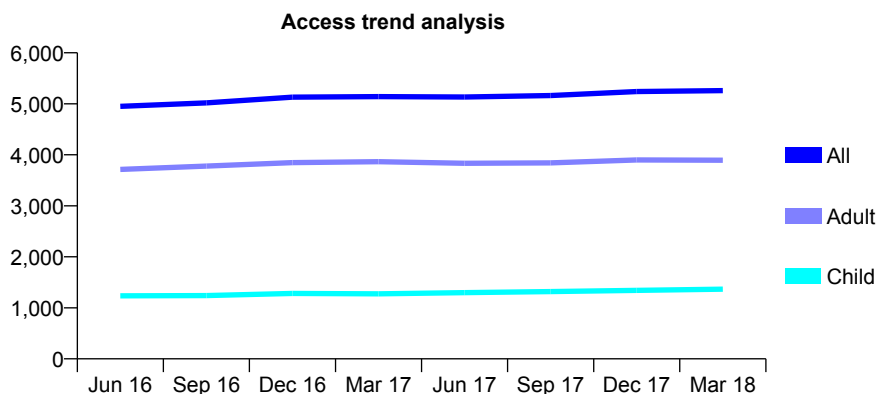
Q63 - Vital Signs At a Glance Contract Report for 272833/0001 - March 2018

Name or company name	MR D GOVINDASAMI
Contract type name	GDS Contract
Purpose of contract	General
Contract start date	01/04/2006
Contract end date	

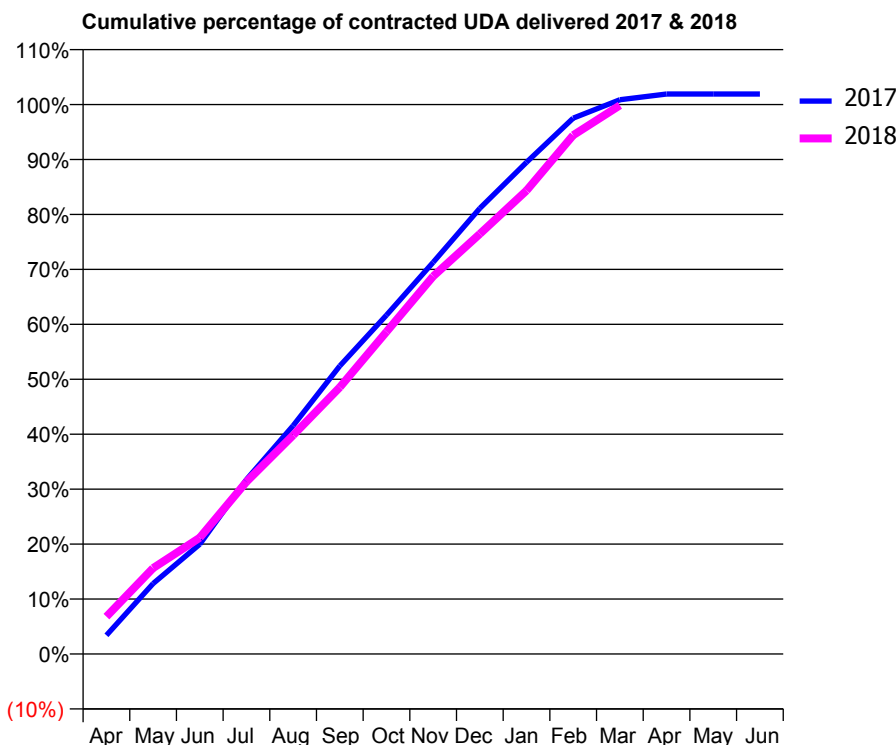
17/18 Contracted general activity (UDA)	11,557
Carry forward general activity (UDA)	-221
17/18 Contracted orthodontic activity (UOA)	0
Carry forward orthodontic activity (UOA)	0
Baseline contract value	£282,822.98

ACCESS*

Patients seen in 24 months	Total	Change since previous quarter
Quarter ending March 2017	5,140	
Quarter ending June 2017	5,134	→
Quarter ending September 2017	5,161	→
Quarter ending December 2017	5,241	→
Quarter ending March 2018	5,259	→
Variance since March 2017	2.3%	↑



ACTIVITY



Month	Adjusted Scheduled Activity (UDA)	
	2017	2018
April	395	788
May	1,482	1,806
June	2,308	2,448
July	3,670	3,621
August	4,803	4,601
September	6,058	5,609
October	7,128	6,777
November	8,239	7,943
December	9,374	8,836
January	10,341	9,747
February	11,269	10,912
March	11,656	11,538
April	11,778	
May	11,778	
June	11,778	

QUALITY

	Quantity	Base Number	Contract	AT	Region	England
% of FP17s for the same patient ID Re-attending within 3 months - Children	116	2,077	5.6%	10.1%	11.5%	11.9%
% of FP17s for the same patient ID Re-attending within 3 months - Adults	628	5,282	11.9%	15.5%	16.8%	16.0%
% of FP17s for the same patient ID Re-attending between 3 & 9 months - Children	1,280	2,077	61.6%	48.4%	47.7%	58.3%
% of FP17s for the same patient ID Re-attending between 3 & 9 months - Adults	2,899	5,282	54.9%	38.1%	38.2%	50.3%
% of FP17s for Band 1 Urgent Courses	392	6,614	5.9%	10.1%	10.6%	9.1%
% of FP17s Relating to Free Repair or Replacements	76	6,614	1.1%	0.6%	0.6%	0.8%
% of FP17s Relating to Continuations	82	6,614	1.2%	0.9%	0.8%	1.0%
% of Patients satisfied with the dentistry they have received	4	4	N/A	90.1%	89.3%	91.5%
% of Patients satisfied with the time they had to wait for an appointment	4	4	N/A	86.9%	84.4%	87.9%

* This is based on patients treated on this contract for their most recent course of treatment. Figures in italics indicate the base number of FP17s or Patient Questionnaire responses are less than 100. N/A is shown where the base number of responses is less than 10 during the period. % is calculated as Quantity/Base number*100

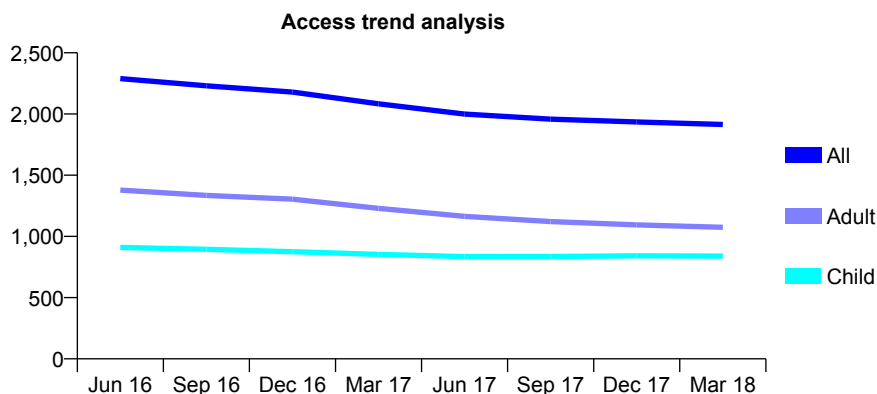
Q63 - Vital Signs At a Glance Contract Report for 273740/0003 - March 2018

Name or company name	MR J PATEL
Contract type name	GDS Contract
Purpose of contract	General and Orthodontic
Contract start date	01/10/2013
Contract end date	

17/18 Contracted general activity (UDA)	4,500
Carry forward general activity (UDA)	0
17/18 Contracted orthodontic activity (UOA)	750
Carry forward orthodontic activity (UOA)	0
Baseline contract value	£152,113.45

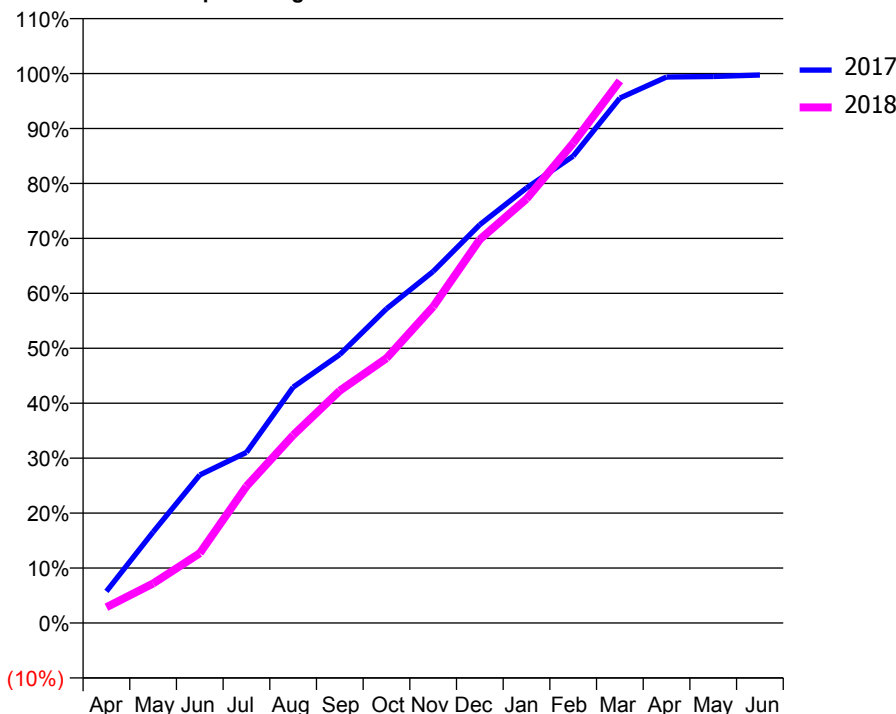
ACCESS*

Patients seen in 24 months	Total	Change since previous quarter
Quarter ending March 2017	2,083	
Quarter ending June 2017	1,999	↓
Quarter ending September 2017	1,958	↓
Quarter ending December 2017	1,935	↓
Quarter ending March 2018	1,914	↓
Variance since March 2017	(8.1%)	↓



ACTIVITY

Cumulative percentage of contracted UDA delivered 2017 & 2018



Month	Adjusted Scheduled Activity (UDA)	
	2017	2018
April	260	129
May	746	324
June	1,212	571
July	1,397	1,120
August	1,931	1,538
September	2,199	1,903
October	2,574	2,169
November	2,879	2,590
December	3,262	3,141
January	3,562	3,473
February	3,823	3,931
March	4,298	4,439
April	4,471	
May	4,476	
June	4,488	

QUALITY

	Quantity	Base Number	Contract	AT	Region	England
% of FP17s for the same patient ID Re-attending within 3 months - Children	179	1,176	15.2%	10.1%	11.5%	11.9%
% of FP17s for the same patient ID Re-attending within 3 months - Adults	176	1,093	16.1%	15.5%	16.8%	16.0%
% of FP17s for the same patient ID Re-attending between 3 & 9 months - Children	530	1,176	45.1%	48.4%	47.7%	58.3%
% of FP17s for the same patient ID Re-attending between 3 & 9 months - Adults	360	1,093	32.9%	38.1%	38.2%	50.3%
% of FP17s for Band 1 Urgent Courses	247	2,090	11.8%	10.1%	10.6%	9.1%
% of FP17s Relating to Free Repair or Replacements	17	2,090	0.8%	0.6%	0.6%	0.8%
% of FP17s Relating to Continuations	52	2,090	2.5%	0.9%	0.8%	1.0%
% of Patients satisfied with the dentistry they have received	1	1	N/A	90.1%	89.3%	91.5%
% of Patients satisfied with the time they had to wait for an appointment	1	1	N/A	86.9%	84.4%	87.9%

* This is based on patients treated on this contract for their most recent course of treatment. Figures in italics indicate the base number of FP17s or Patient Questionnaire responses are less than 100. N/A is shown where the base number of responses is less than 10 during the period. % is calculated as Quantity/Base number*100

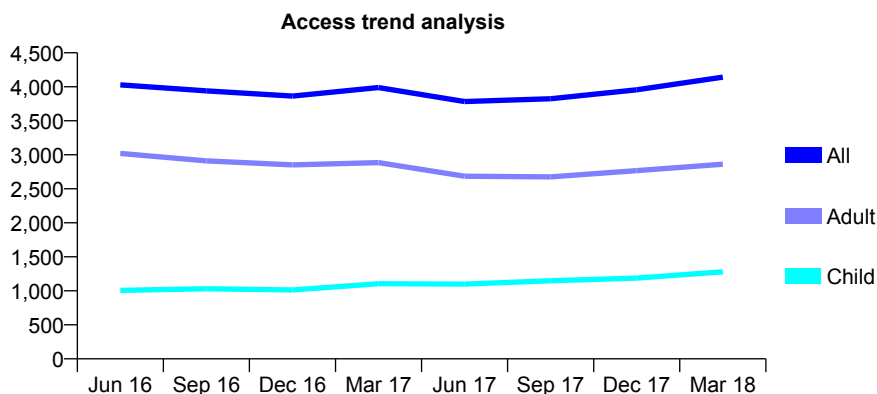
Q63 - Vital Signs At a Glance Contract Report for 274526/0001 - March 2018

Name or company name	O'Connors Partnership
Contract type name	GDS Contract
Purpose of contract	General
Contract start date	01/04/2006
Contract end date	

17/18 Contracted general activity (UDA)	13,409
Carry forward general activity (UDA)	526
17/18 Contracted orthodontic activity (UOA)	0
Carry forward orthodontic activity (UOA)	0
Baseline contract value	£426,091.94

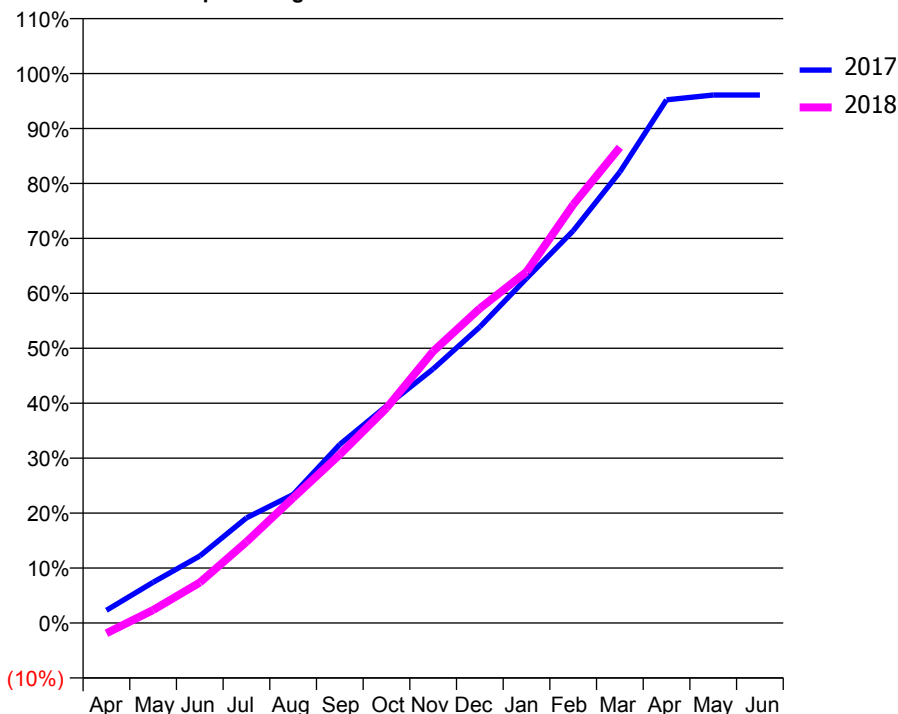
ACCESS*

Patients seen in 24 months	Total	Change since previous quarter
Quarter ending March 2017	3,990	
Quarter ending June 2017	3,784	↓
Quarter ending September 2017	3,824	→
Quarter ending December 2017	3,956	↑
Quarter ending March 2018	4,142	↑
Variance since March 2017	3.8%	↑



ACTIVITY

Cumulative percentage of contracted UDA delivered 2017 & 2018



Month	Adjusted Scheduled Activity (UDA)	
	2017	2018
April	311	-253
May	994	317
June	1,636	988
July	2,566	1,980
August	3,135	3,055
September	4,360	4,111
October	5,297	5,243
November	6,202	6,631
December	7,224	7,678
January	8,411	8,570
February	9,571	10,210
March	11,005	11,610
April	12,767	
May	12,883	
June	12,883	

QUALITY

	Quantity	Base Number	Contract	AT	Region	England
% of FP17s for the same patient ID Re-attending within 3 months - Children	97	1,691	5.7%	10.1%	11.5%	11.9%
% of FP17s for the same patient ID Re-attending within 3 months - Adults	525	3,309	15.9%	15.5%	16.8%	16.0%
% of FP17s for the same patient ID Re-attending between 3 & 9 months - Children	734	1,691	43.4%	48.4%	47.7%	58.3%
% of FP17s for the same patient ID Re-attending between 3 & 9 months - Adults	1,157	3,309	35.0%	38.1%	38.2%	50.3%
% of FP17s for Band 1 Urgent Courses	724	4,539	16.0%	10.1%	10.6%	9.1%
% of FP17s Relating to Free Repair or Replacements	9	4,539	0.2%	0.6%	0.6%	0.8%
% of FP17s Relating to Continuations	45	4,539	1.0%	0.9%	0.8%	1.0%
% of Patients satisfied with the dentistry they have received	1	1	N/A	90.1%	89.3%	91.5%
% of Patients satisfied with the time they had to wait for an appointment	1	1	N/A	86.9%	84.4%	87.9%

* This is based on patients treated on this contract for their most recent course of treatment. Figures in italics indicate the base number of FP17s or Patient Questionnaire responses are less than 100. N/A is shown where the base number of responses is less than 10 during the period. % is calculated as Quantity/Base number*100

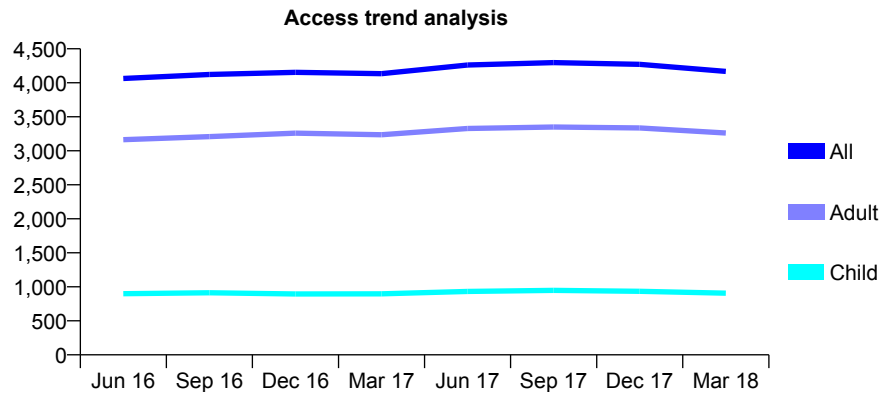
Q63 - Vital Signs At a Glance Contract Report for 276928/0001 - March 2018

Name or company name	MS T SINGH
Contract type name	GDS Contract
Purpose of contract	General
Contract start date	01/09/2013
Contract end date	

17/18 Contracted general activity (UDA)	17,743
Carry forward general activity (UDA)	472
17/18 Contracted orthodontic activity (UOA)	0
Carry forward orthodontic activity (UOA)	0
Baseline contract value	£497,507.64

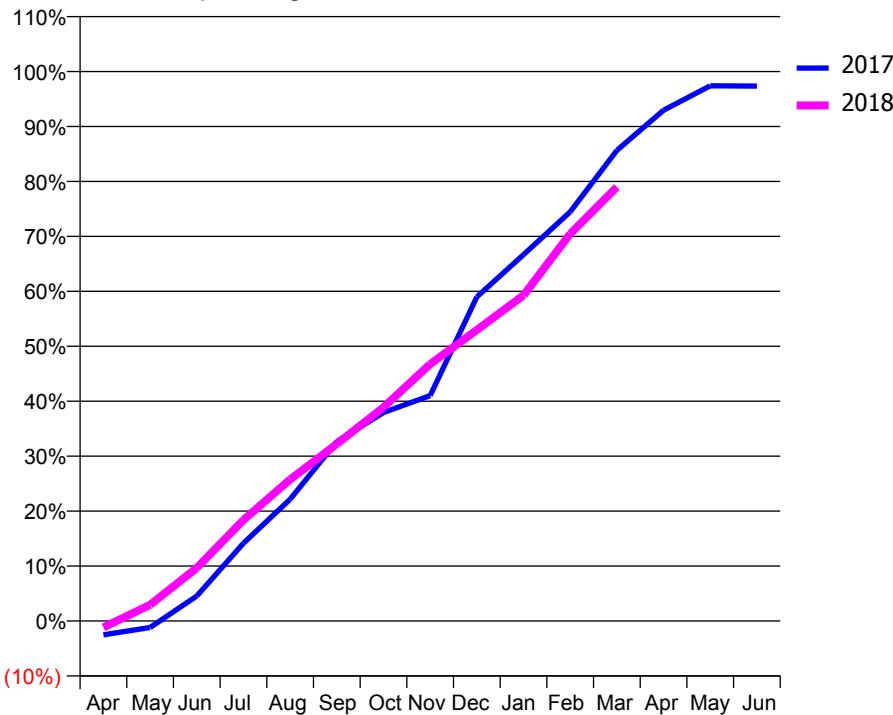
ACCESS*

Patients seen in 24 months	Total	Change since previous quarter
Quarter ending March 2017	4,135	
Quarter ending June 2017	4,261	↑
Quarter ending September 2017	4,298	→
Quarter ending December 2017	4,272	→
Quarter ending March 2018	4,167	↓
Variance since March 2017	0.8%	→



ACTIVITY

Cumulative percentage of contracted UDA delivered 2017 & 2018



Month	Adjusted Scheduled Activity (UDA)	
	2017	2018
April	-449	-209
May	-215	524
June	805	1,715
July	2,510	3,260
August	3,932	4,571
September	5,792	5,716
October	6,730	6,902
November	7,280	8,294
December	10,465	9,396
January	11,832	10,518
February	13,214	12,503
March	15,195	14,014
April	16,495	
May	17,283	
June	17,271	

QUALITY

	Quantity	Base Number	Contract	AT	Region	England
% of FP17s for the same patient ID Re-attending within 3 months - Children	99	1,131	8.8%	10.1%	11.5%	11.9%
% of FP17s for the same patient ID Re-attending within 3 months - Adults	876	4,032	21.7%	15.5%	16.8%	16.0%
% of FP17s for the same patient ID Re-attending between 3 & 9 months - Children	480	1,131	42.4%	48.4%	47.7%	58.3%
% of FP17s for the same patient ID Re-attending between 3 & 9 months - Adults	1,559	4,032	38.7%	38.1%	38.2%	50.3%
% of FP17s for Band 1 Urgent Courses	599	4,589	13.1%	10.1%	10.6%	9.1%
% of FP17s Relating to Free Repair or Replacements	111	4,589	2.4%	0.6%	0.6%	0.8%
% of FP17s Relating to Continuations	76	4,589	1.7%	0.9%	0.8%	1.0%
% of Patients satisfied with the dentistry they have received	3	3	N/A	90.1%	89.3%	91.5%
% of Patients satisfied with the time they had to wait for an appointment	3	3	N/A	86.9%	84.4%	87.9%

* This is based on patients treated on this contract for their most recent course of treatment. Figures in italics indicate the base number of FP17s or Patient Questionnaire responses are less than 100. N/A is shown where the base number of responses is less than 10 during the period. % is calculated as Quantity/Base number*100

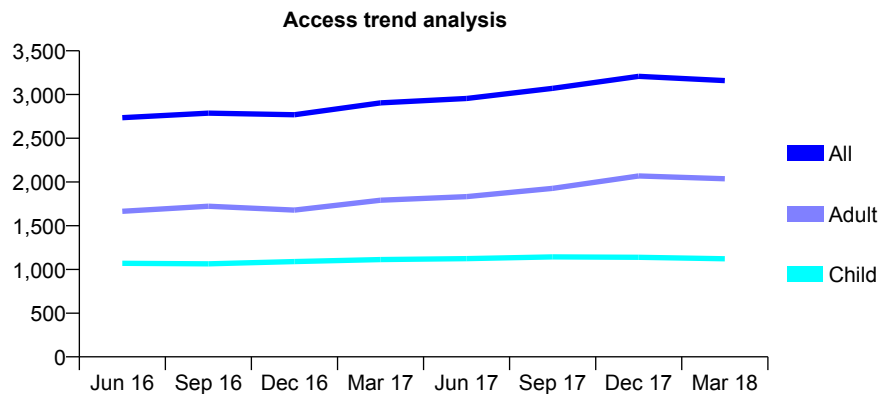
Q63 - Vital Signs At a Glance Contract Report for 280038/0001 - March 2018

Name or company name	MR M MOHSEN
Contract type name	GDS Contract
Purpose of contract	General
Contract start date	12/07/2008
Contract end date	

17/18 Contracted general activity (UDA)	7,200
Carry forward general activity (UDA)	-13
17/18 Contracted orthodontic activity (UOA)	0
Carry forward orthodontic activity (UOA)	0
Baseline contract value	£222,462.45

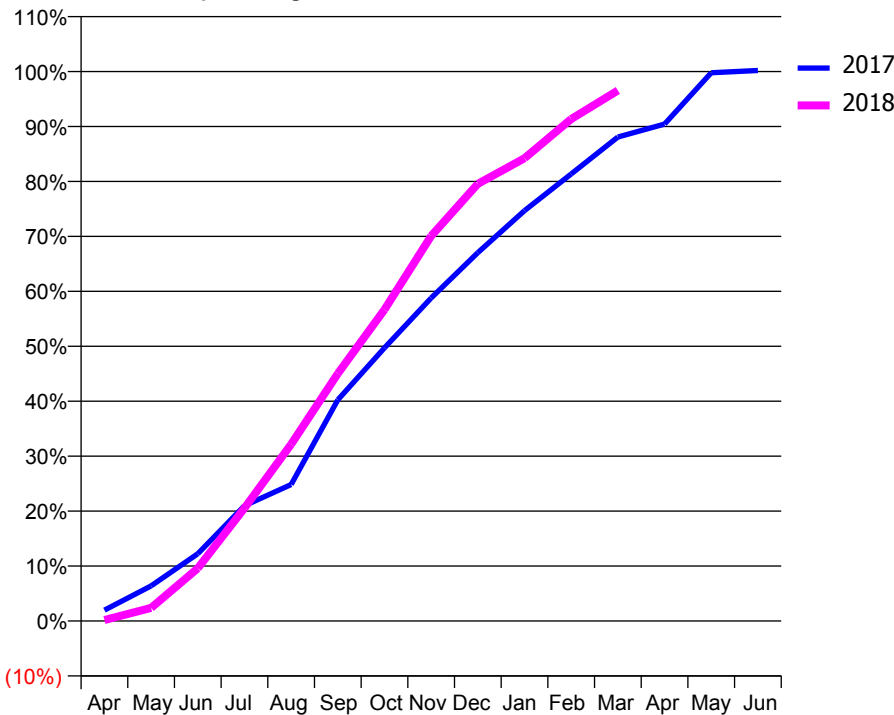
ACCESS*

Patients seen in 24 months	Total	Change since previous quarter
Quarter ending March 2017	2,904	
Quarter ending June 2017	2,955	→
Quarter ending September 2017	3,070	↑
Quarter ending December 2017	3,208	↑
Quarter ending March 2018	3,159	↓
Variance since March 2017	8.8%	↑



ACTIVITY

Cumulative percentage of contracted UDA delivered 2017 & 2018



Month	Adjusted Scheduled Activity (UDA)	
	2017	2018
April	143	13
May	461	172
June	881	690
July	1,511	1,480
August	1,789	2,317
September	2,898	3,241
October	3,579	4,080
November	4,233	5,045
December	4,826	5,727
January	5,377	6,063
February	5,858	6,577
March	6,341	6,952
April	6,510	
May	7,184	
June	7,213	

QUALITY

	Quantity	Base Number	Contract	AT	Region	England
% of FP17s for the same patient ID Re-attending within 3 months - Children	71	1,259	5.6%	10.1%	11.5%	11.9%
% of FP17s for the same patient ID Re-attending within 3 months - Adults	199	1,939	10.3%	15.5%	16.8%	16.0%
% of FP17s for the same patient ID Re-attending between 3 & 9 months - Children	452	1,259	35.9%	48.4%	47.7%	58.3%
% of FP17s for the same patient ID Re-attending between 3 & 9 months - Adults	397	1,939	20.5%	38.1%	38.2%	50.3%
% of FP17s for Band 1 Urgent Courses	216	2,820	7.7%	10.1%	10.6%	9.1%
% of FP17s Relating to Free Repair or Replacements	5	2,820	0.2%	0.6%	0.6%	0.8%
% of FP17s Relating to Continuations	6	2,820	0.2%	0.9%	0.8%	1.0%
% of Patients satisfied with the dentistry they have received	1	1	N/A	90.1%	89.3%	91.5%
% of Patients satisfied with the time they had to wait for an appointment	0	1	N/A	86.9%	84.4%	87.9%

* This is based on patients treated on this contract for their most recent course of treatment. Figures in italics indicate the base number of FP17s or Patient Questionnaire responses are less than 100. N/A is shown where the base number of responses is less than 10 during the period. % is calculated as Quantity/Base number*100

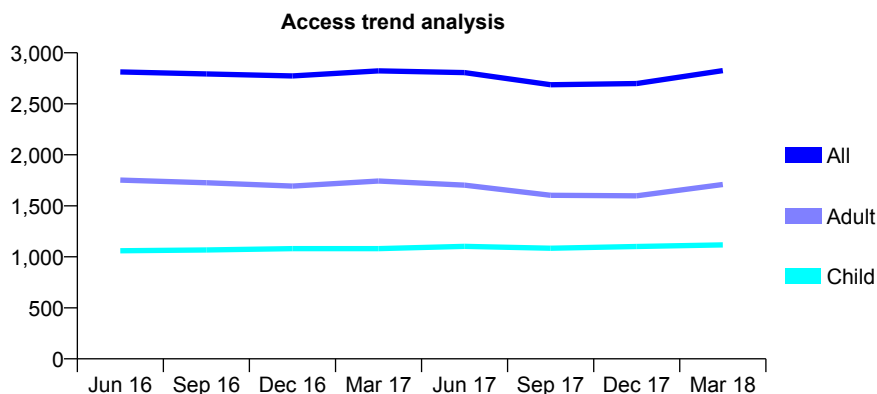
Q63 - Vital Signs At a Glance Contract Report for 283460/0002 - March 2018

Name or company name	MR S KAMYAB
Contract type name	GDS Contract
Purpose of contract	General
Contract start date	01/11/2008
Contract end date	

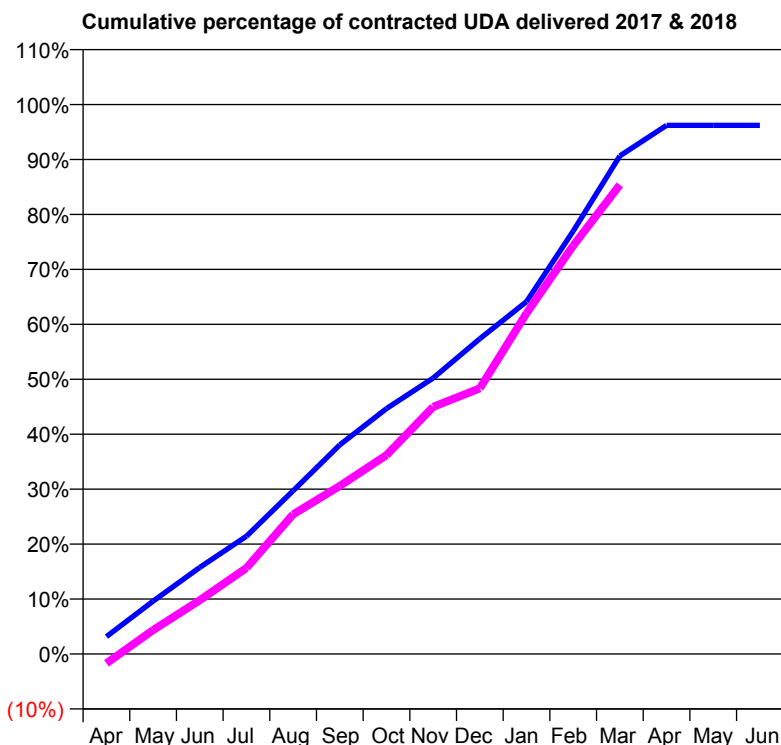
17/18 Contracted general activity (UDA)	11,565
Carry forward general activity (UDA)	439
17/18 Contracted orthodontic activity (UOA)	0
Carry forward orthodontic activity (UOA)	0
Baseline contract value	£342,660.93

ACCESS*

Patients seen in 24 months	Total	Change since previous quarter
Quarter ending March 2017	2,823	
Quarter ending June 2017	2,806	→
Quarter ending September 2017	2,687	↓
Quarter ending December 2017	2,699	→
Quarter ending March 2018	2,826	↑
Variance since March 2017	0.1%	→



ACTIVITY



Month	Adjusted Scheduled Activity (UDA)	
	2017	2018
April	366	-197
May	1,112	504
June	1,823	1,132
July	2,481	1,812
August	3,438	2,940
September	4,402	3,536
October	5,167	4,186
November	5,807	5,201
December	6,636	5,592
January	7,415	7,172
February	8,900	8,595
March	10,483	9,875
April	11,125	
May	11,125	
June	11,126	

QUALITY

	Quantity	Base Number	Contract	AT	Region	England
% of FP17s for the same patient ID Re-attending within 3 months - Children	151	1,234	12.2%	10.1%	11.5%	11.9%
% of FP17s for the same patient ID Re-attending within 3 months - Adults	284	1,452	19.6%	15.5%	16.8%	16.0%
% of FP17s for the same patient ID Re-attending between 3 & 9 months - Children	390	1,234	31.6%	48.4%	47.7%	58.3%
% of FP17s for the same patient ID Re-attending between 3 & 9 months - Adults	323	1,452	22.2%	38.1%	38.2%	50.3%
% of FP17s for Band 1 Urgent Courses	353	2,575	13.7%	10.1%	10.6%	9.1%
% of FP17s Relating to Free Repair or Replacements	0	2,575	0.0%	0.6%	0.6%	0.8%
% of FP17s Relating to Continuations	25	2,575	1.0%	0.9%	0.8%	1.0%
% of Patients satisfied with the dentistry they have received	1	1	N/A	90.1%	89.3%	91.5%
% of Patients satisfied with the time they had to wait for an appointment	1	1	N/A	86.9%	84.4%	87.9%

* This is based on patients treated on this contract for their most recent course of treatment. Figures in italics indicate the base number of FP17s or Patient Questionnaire responses are less than 100. N/A is shown where the base number of responses is less than 10 during the period. % is calculated as Quantity/Base number*100

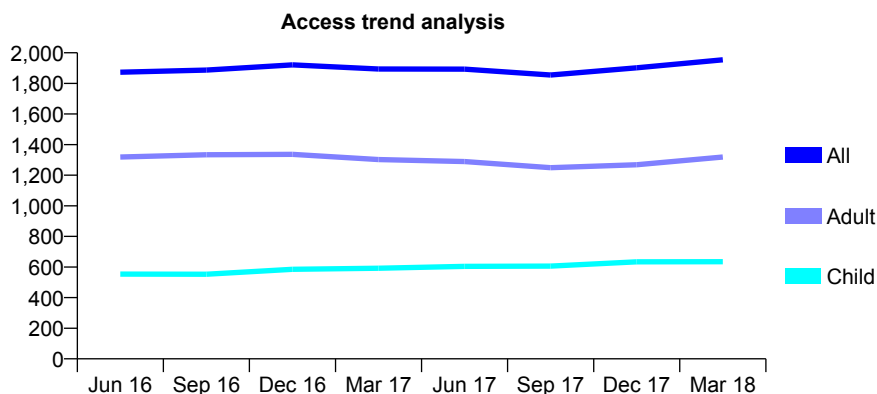
Q63 - Vital Signs At a Glance Contract Report for 283460/0004 - March 2018

Name or company name	MR S KAMYAB
Contract type name	GDS Contract
Purpose of contract	General
Contract start date	01/04/2011
Contract end date	

17/18 Contracted general activity (UDA)	6,095
Carry forward general activity (UDA)	-122
17/18 Contracted orthodontic activity (UOA)	0
Carry forward orthodontic activity (UOA)	0
Baseline contract value	£216,826.21

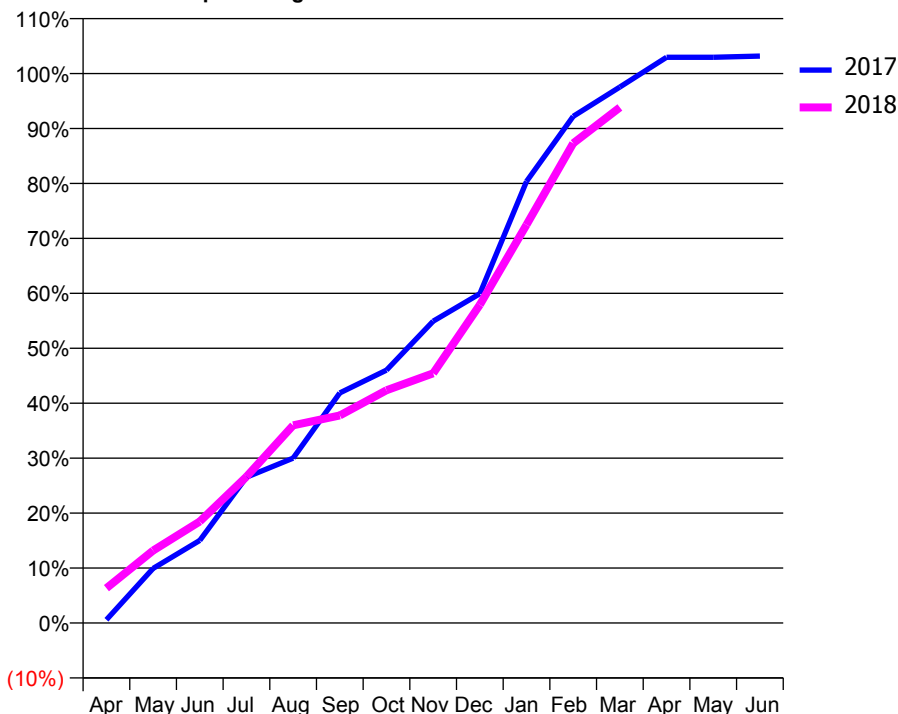
ACCESS*

Patients seen in 24 months	Total	Change since previous quarter
Quarter ending March 2017	1,894	
Quarter ending June 2017	1,893	→
Quarter ending September 2017	1,855	↓
Quarter ending December 2017	1,902	↑
Quarter ending March 2018	1,954	↑
Variance since March 2017	3.2%	↑



ACTIVITY

Cumulative percentage of contracted UDA delivered 2017 & 2018



Month	Adjusted Scheduled Activity (UDA)	
	2017	2018
April	36	386
May	606	805
June	916	1,126
July	1,618	1,624
August	1,829	2,192
September	2,551	2,302
October	2,805	2,582
November	3,348	2,769
December	3,652	3,530
January	4,897	4,417
February	5,619	5,321
March	5,946	5,719
April	6,275	
May	6,275	
June	6,288	

QUALITY

	Quantity	Base Number	Contract	AT	Region	England
% of FP17s for the same patient ID Re-attending within 3 months - Children	71	833	8.5%	10.1%	11.5%	11.9%
% of FP17s for the same patient ID Re-attending within 3 months - Adults	196	1,203	16.3%	15.5%	16.8%	16.0%
% of FP17s for the same patient ID Re-attending between 3 & 9 months - Children	385	833	46.2%	48.4%	47.7%	58.3%
% of FP17s for the same patient ID Re-attending between 3 & 9 months - Adults	309	1,203	25.7%	38.1%	38.2%	50.3%
% of FP17s for Band 1 Urgent Courses	426	1,941	21.9%	10.1%	10.6%	9.1%
% of FP17s Relating to Free Repair or Replacements	0	1,941	0.0%	0.6%	0.6%	0.8%
% of FP17s Relating to Continuations	0	1,941	0.0%	0.9%	0.8%	1.0%
% of Patients satisfied with the dentistry they have received	2	2	N/A	90.1%	89.3%	91.5%
% of Patients satisfied with the time they had to wait for an appointment	2	2	N/A	86.9%	84.4%	87.9%

* This is based on patients treated on this contract for their most recent course of treatment. Figures in italics indicate the base number of FP17s or Patient Questionnaire responses are less than 100. N/A is shown where the base number of responses is less than 10 during the period. % is calculated as Quantity/Base number*100

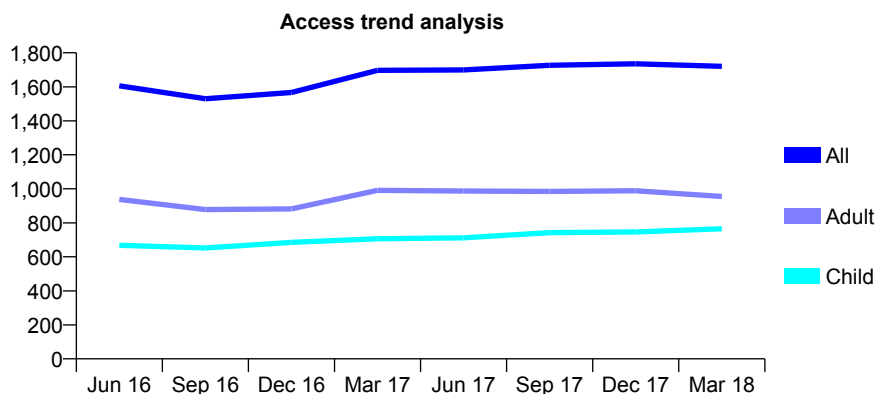
Q63 - Vital Signs At a Glance Contract Report for 283460/0005 - March 2018

Name or company name	MR S KAMYAB
Contract type name	GDS Contract
Purpose of contract	General
Contract start date	01/04/2012
Contract end date	

17/18 Contracted general activity (UDA)	5,416
Carry forward general activity (UDA)	-28
17/18 Contracted orthodontic activity (UOA)	0
Carry forward orthodontic activity (UOA)	0
Baseline contract value	£125,263.25

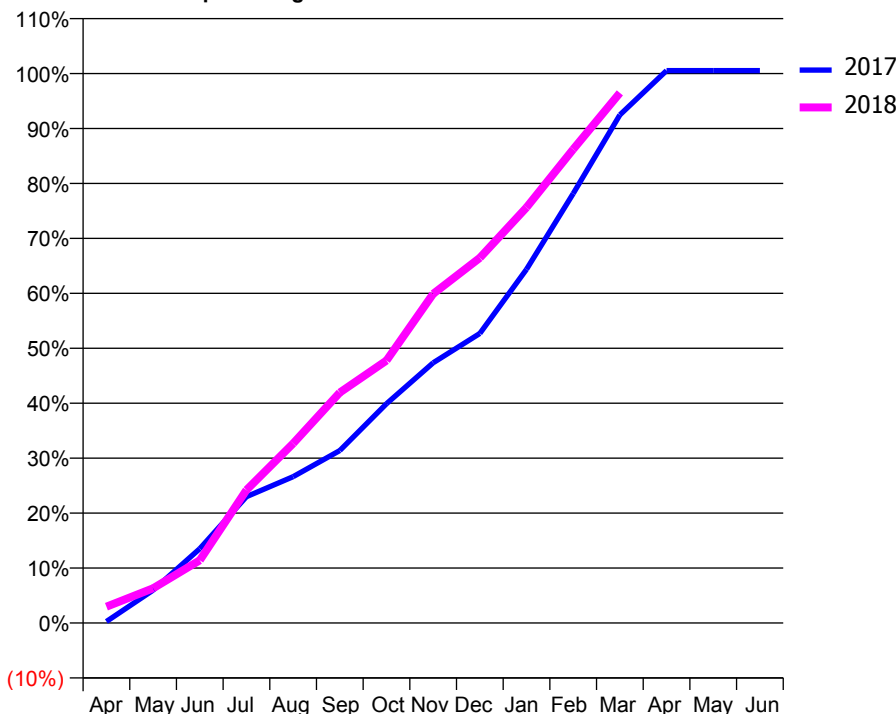
ACCESS*

Patients seen in 24 months	Total	Change since previous quarter
Quarter ending March 2017	1,697	
Quarter ending June 2017	1,699	→
Quarter ending September 2017	1,727	→
Quarter ending December 2017	1,735	→
Quarter ending March 2018	1,720	→
Variance since March 2017	1.4%	→



ACTIVITY

Cumulative percentage of contracted UDA delivered 2017 & 2018



Month	Adjusted Scheduled Activity (UDA)	
	2017	2018
April	15	162
May	324	342
June	733	619
July	1,246	1,311
August	1,442	1,770
September	1,700	2,271
October	2,162	2,588
November	2,564	3,244
December	2,854	3,599
January	3,486	4,096
February	4,232	4,669
March	5,008	5,226
April	5,444	
May	5,444	
June	5,444	

QUALITY

	Quantity	Base Number	Contract	AT	Region	England
% of FP17s for the same patient ID Re-attending within 3 months - Children	70	948	7.4%	10.1%	11.5%	11.9%
% of FP17s for the same patient ID Re-attending within 3 months - Adults	118	828	14.3%	15.5%	16.8%	16.0%
% of FP17s for the same patient ID Re-attending between 3 & 9 months - Children	452	948	47.7%	48.4%	47.7%	58.3%
% of FP17s for the same patient ID Re-attending between 3 & 9 months - Adults	238	828	28.7%	38.1%	38.2%	50.3%
% of FP17s for Band 1 Urgent Courses	203	1,665	12.2%	10.1%	10.6%	9.1%
% of FP17s Relating to Free Repair or Replacements	1	1,665	0.1%	0.6%	0.6%	0.8%
% of FP17s Relating to Continuations	1	1,665	0.1%	0.9%	0.8%	1.0%
% of Patients satisfied with the dentistry they have received	0	1	N/A	90.1%	89.3%	91.5%
% of Patients satisfied with the time they had to wait for an appointment	0	1	N/A	86.9%	84.4%	87.9%

* This is based on patients treated on this contract for their most recent course of treatment. Figures in italics indicate the base number of FP17s or Patient Questionnaire responses are less than 100. N/A is shown where the base number of responses is less than 10 during the period. % is calculated as Quantity/Base number*100

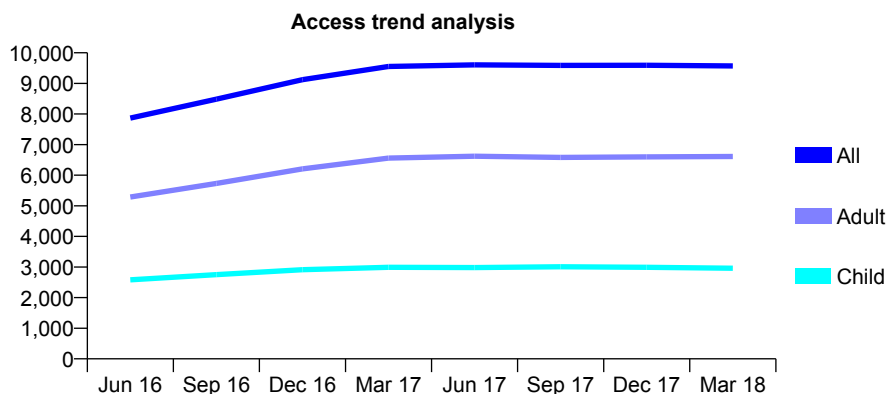
Q63 - Vital Signs At a Glance Contract Report for 287881/0001 - March 2018

Name or company name	MR AR PATEL
Contract type name	GDS Contract
Purpose of contract	General
Contract start date	01/05/2015
Contract end date	

17/18 Contracted general activity (UDA)	26,220
Carry forward general activity (UDA)	-69
17/18 Contracted orthodontic activity (UOA)	0
Carry forward orthodontic activity (UOA)	0
Baseline contract value	£876,148.47

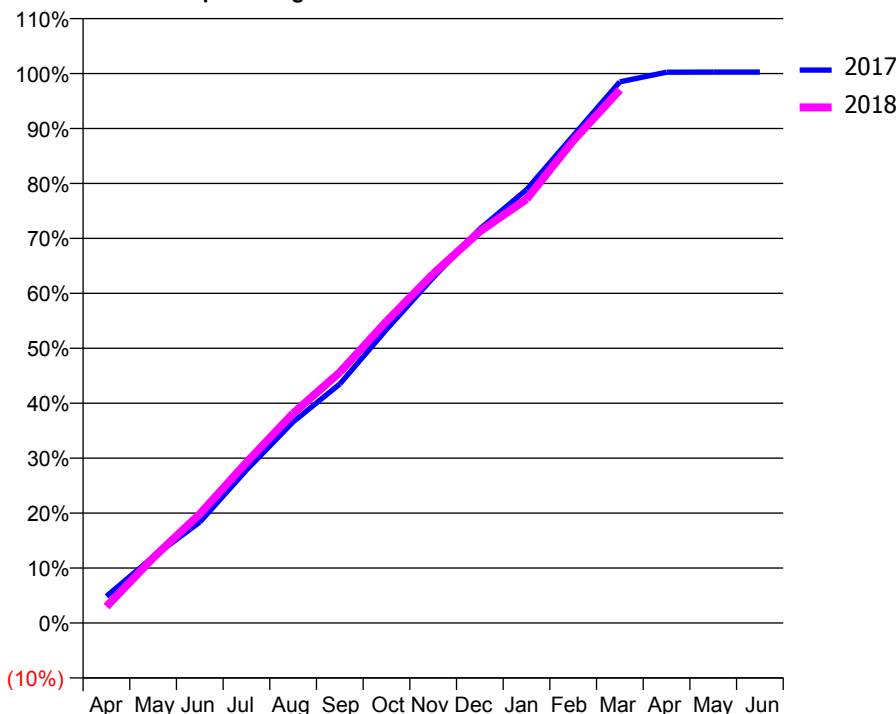
ACCESS*

Patients seen in 24 months	Total	Change since previous quarter
Quarter ending March 2017	9,552	
Quarter ending June 2017	9,604	→
Quarter ending September 2017	9,590	→
Quarter ending December 2017	9,591	→
Quarter ending March 2018	9,572	→
Variance since March 2017	0.2%	→



ACTIVITY

Cumulative percentage of contracted UDA delivered 2017 & 2018



Month	Adjusted Scheduled Activity (UDA)	
	2017	2018
April	1,278	785
May	3,159	3,109
June	4,813	5,201
July	7,300	7,663
August	9,600	10,007
September	11,407	11,967
October	14,007	14,394
November	16,482	16,664
December	18,805	18,687
January	20,674	20,223
February	23,255	23,014
March	25,826	25,443
April	26,284	
May	26,285	
June	26,289	

QUALITY

	Quantity	Base Number	Contract	AT	Region	England
% of FP17s for the same patient ID Re-attending within 3 months - Children	155	3,468	4.5%	10.1%	11.5%	11.9%
% of FP17s for the same patient ID Re-attending within 3 months - Adults	676	7,000	9.7%	15.5%	16.8%	16.0%
% of FP17s for the same patient ID Re-attending between 3 & 9 months - Children	1,660	3,468	47.9%	48.4%	47.7%	58.3%
% of FP17s for the same patient ID Re-attending between 3 & 9 months - Adults	2,913	7,000	41.6%	38.1%	38.2%	50.3%
% of FP17s for Band 1 Urgent Courses	793	10,282	7.7%	10.1%	10.6%	9.1%
% of FP17s Relating to Free Repair or Replacements	47	10,282	0.5%	0.6%	0.6%	0.8%
% of FP17s Relating to Continuations	12	10,282	0.1%	0.9%	0.8%	1.0%
% of Patients satisfied with the dentistry they have received	10	10	100.0%	90.1%	89.3%	91.5%
% of Patients satisfied with the time they had to wait for an appointment	10	10	100.0%	86.9%	84.4%	87.9%

* This is based on patients treated on this contract for their most recent course of treatment. Figures in italics indicate the base number of FP17s or Patient Questionnaire responses are less than 100. N/A is shown where the base number of responses is less than 10 during the period. % is calculated as Quantity/Base number*100

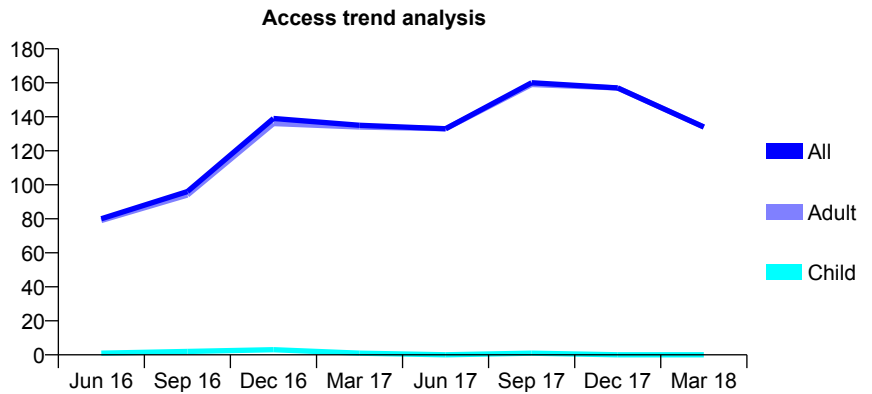
Q63 - Vital Signs At a Glance Contract Report for 294551/0001 - March 2018

Name or company name	MRS T JAYARAM
Contract type name	PDS Contract
Purpose of contract	General
Contract start date	20/04/2009
Contract end date	31/03/2018

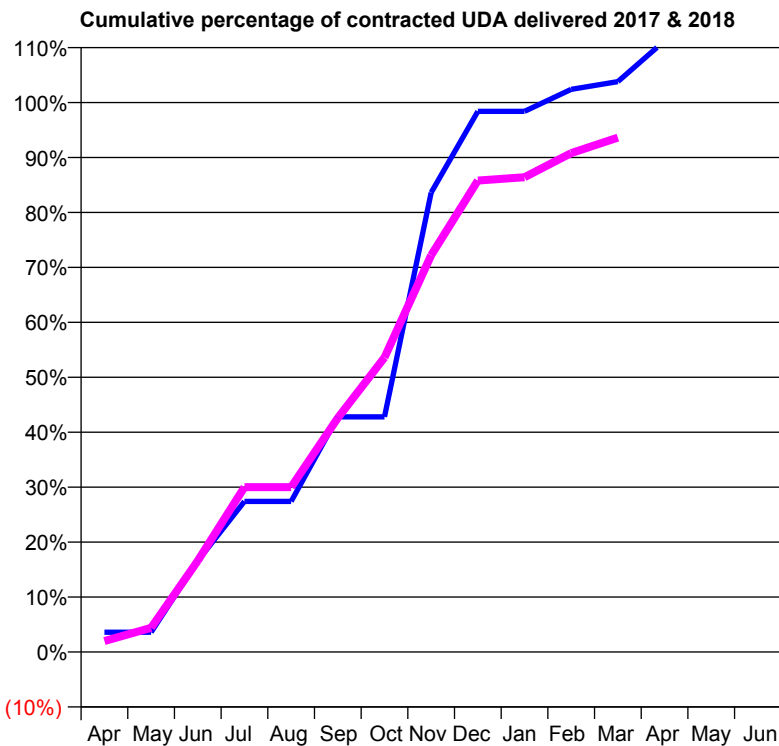
17/18 Contracted general activity (UDA)	500
Carry forward general activity (UDA)	-10
17/18 Contracted orthodontic activity (UOA)	0
Carry forward orthodontic activity (UOA)	0
Baseline contract value	£69,908.45

ACCESS*

Patients seen in 24 months	Total	Change since previous quarter
Quarter ending March 2017	135	
Quarter ending June 2017	133	↓
Quarter ending September 2017	160	↑
Quarter ending December 2017	157	↓
Quarter ending March 2018	134	↓
Variance since March 2017	(0.7%)	→



ACTIVITY



Month	Adjusted Scheduled Activity (UDA)	
	2017	2018
April	18	10
May	18	22
June	83	83
July	137	150
August	137	150
September	214	213
October	214	268
November	418	361
December	492	429
January	492	432
February	512	454
March	519	468
April	556	
May	556	
June	556	

QUALITY

	Quantity	Base Number	Contract	AT	Region	England
% of FP17s for the same patient ID Re-attending within 3 months - Children	0	6	0.0%	10.1%	11.5%	11.9%
% of FP17s for the same patient ID Re-attending within 3 months - Adults	1	209	0.5%	15.5%	16.8%	16.0%
% of FP17s for the same patient ID Re-attending between 3 & 9 months - Children	0	6	0.0%	48.4%	47.7%	58.3%
% of FP17s for the same patient ID Re-attending between 3 & 9 months - Adults	2	209	1.0%	38.1%	38.2%	50.3%
% of FP17s for Band 1 Urgent Courses	0	178	0.0%	10.1%	10.6%	9.1%
% of FP17s Relating to Free Repair or Replacements	0	178	0.0%	0.6%	0.6%	0.8%
% of FP17s Relating to Continuations	0	178	0.0%	0.9%	0.8%	1.0%
% of Patients satisfied with the dentistry they have received	0	0	N/A	90.1%	89.3%	91.5%
% of Patients satisfied with the time they had to wait for an appointment	0	0	N/A	86.9%	84.4%	87.9%

* This is based on patients treated on this contract for their most recent course of treatment. Figures in italics indicate the base number of FP17s or Patient Questionnaire responses are less than 100. N/A is shown where the base number of responses is less than 10 during the period. % is calculated as Quantity/Base number*100

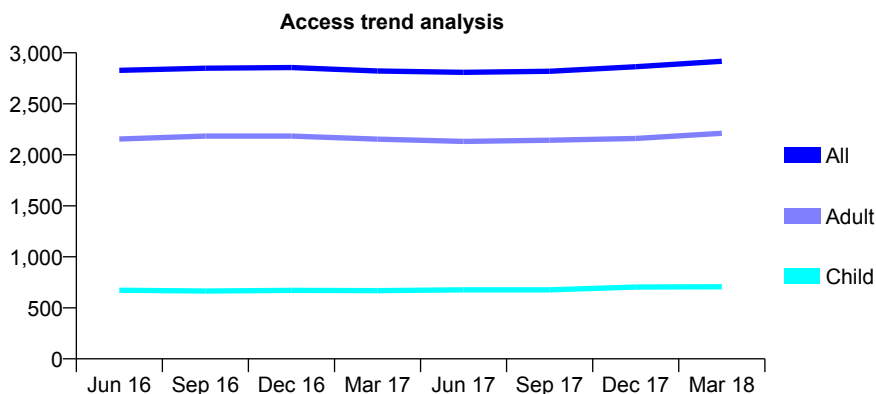
Q63 - Vital Signs At a Glance Contract Report for 299758/0001 - March 2018

Name or company name	MR AJ MEHTA
Contract type name	GDS Contract
Purpose of contract	General
Contract start date	01/10/2010
Contract end date	

17/18 Contracted general activity (UDA)	9,243
Carry forward general activity (UDA)	254
17/18 Contracted orthodontic activity (UOA)	0
Carry forward orthodontic activity (UOA)	0
Baseline contract value	£297,688.25

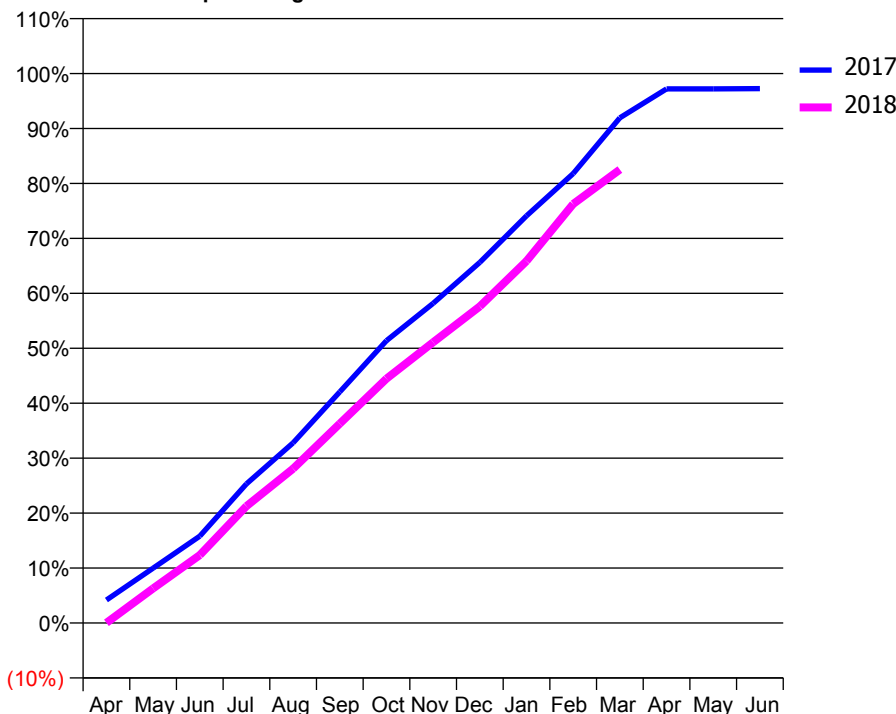
ACCESS*

Patients seen in 24 months	Total	Change since previous quarter
Quarter ending March 2017	2,821	
Quarter ending June 2017	2,809	→
Quarter ending September 2017	2,819	→
Quarter ending December 2017	2,864	→
Quarter ending March 2018	2,917	→
Variance since March 2017	3.4%	↑



ACTIVITY

Cumulative percentage of contracted UDA delivered 2017 & 2018



Month	Adjusted Scheduled Activity (UDA)	
	2017	2018
April	387	3
May	923	581
June	1,462	1,142
July	2,340	1,966
August	3,032	2,597
September	3,889	3,355
October	4,750	4,111
November	5,378	4,722
December	6,067	5,327
January	6,848	6,089
February	7,560	7,048
March	8,498	7,628
April	8,984	
May	8,985	
June	8,989	

QUALITY

	Quantity	Base Number	Contract	AT	Region	England
% of FP17s for the same patient ID Re-attending within 3 months - Children	67	941	7.1%	10.1%	11.5%	11.9%
% of FP17s for the same patient ID Re-attending within 3 months - Adults	543	2,802	19.4%	15.5%	16.8%	16.0%
% of FP17s for the same patient ID Re-attending between 3 & 9 months - Children	439	941	46.7%	48.4%	47.7%	58.3%
% of FP17s for the same patient ID Re-attending between 3 & 9 months - Adults	1,088	2,802	38.8%	38.1%	38.2%	50.3%
% of FP17s for Band 1 Urgent Courses	430	3,344	12.9%	10.1%	10.6%	9.1%
% of FP17s Relating to Free Repair or Replacements	17	3,344	0.5%	0.6%	0.6%	0.8%
% of FP17s Relating to Continuations	41	3,344	1.2%	0.9%	0.8%	1.0%
% of Patients satisfied with the dentistry they have received	1	1	N/A	90.1%	89.3%	91.5%
% of Patients satisfied with the time they had to wait for an appointment	1	1	N/A	86.9%	84.4%	87.9%

* This is based on patients treated on this contract for their most recent course of treatment. Figures in italics indicate the base number of FP17s or Patient Questionnaire responses are less than 100. N/A is shown where the base number of responses is less than 10 during the period. % is calculated as Quantity/Base number*100

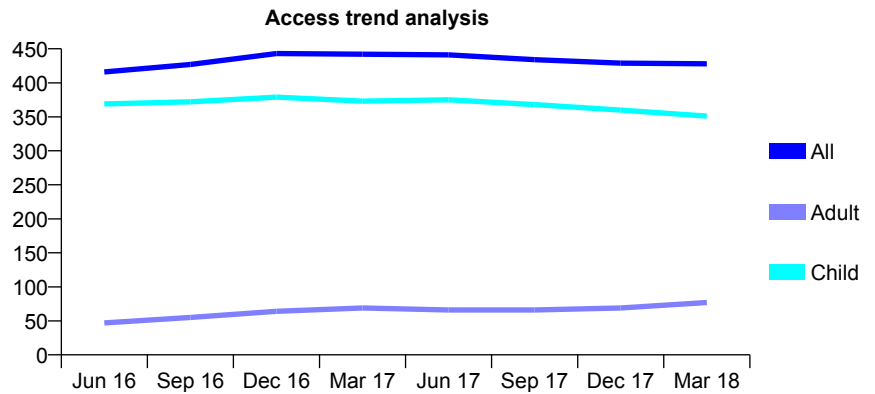
Q63 - Vital Signs At a Glance Contract Report for 303631/0001 - March 2018

Name or company name	MRS BS OWEN
Contract type name	GDS Contract
Purpose of contract	General
Contract start date	01/02/2015
Contract end date	

17/18 Contracted general activity (UDA)	1,200
Carry forward general activity (UDA)	0
17/18 Contracted orthodontic activity (UOA)	0
Carry forward orthodontic activity (UOA)	0
Baseline contract value	£31,346.29

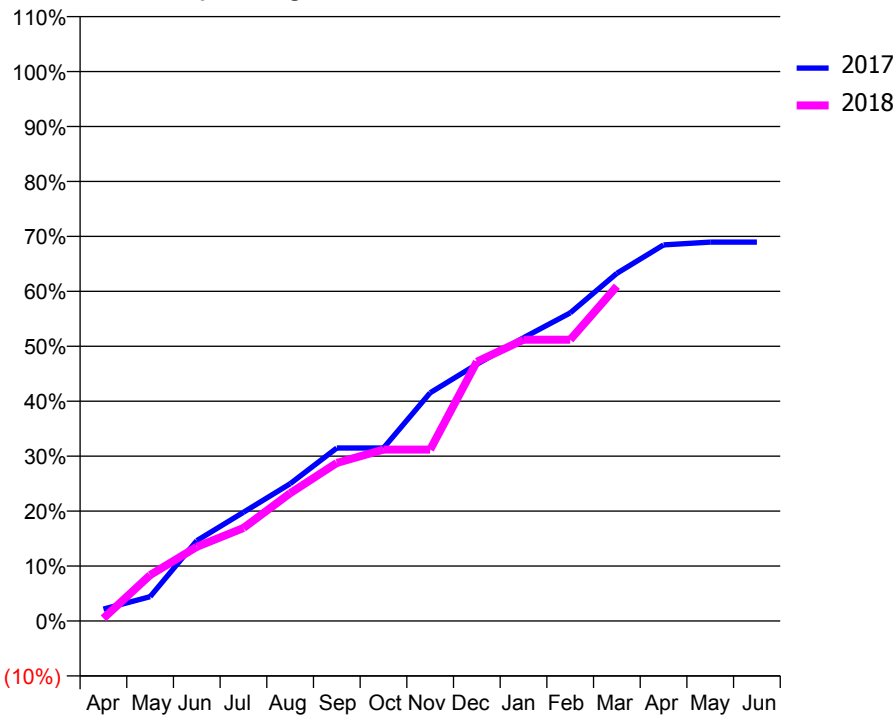
ACCESS*

Patients seen in 24 months	Total	Change since previous quarter
Quarter ending March 2017	442	
Quarter ending June 2017	441	→
Quarter ending September 2017	434	↓
Quarter ending December 2017	429	↓
Quarter ending March 2018	428	→
Variance since March 2017	(3.2%)	↓



ACTIVITY

Cumulative percentage of contracted UDA delivered 2017 & 2018



Month	Adjusted Scheduled Activity (UDA)	
	2017	2018
April	26	6
May	53	100
June	175	162
July	237	203
August	300	279
September	378	345
October	378	374
November	498	374
December	561	566
January	619	614
February	673	614
March	759	731
April	821	
May	827	
June	827	

QUALITY

	Quantity	Base Number	Contract	AT	Region	England
% of FP17s for the same patient ID Re-attending within 3 months - Children	22	505	4.4%	10.1%	11.5%	11.9%
% of FP17s for the same patient ID Re-attending within 3 months - Adults	1	37	2.7%	15.5%	16.8%	16.0%
% of FP17s for the same patient ID Re-attending between 3 & 9 months - Children	327	505	64.8%	48.4%	47.7%	58.3%
% of FP17s for the same patient ID Re-attending between 3 & 9 months - Adults	25	37	67.6%	38.1%	38.2%	50.3%
% of FP17s for Band 1 Urgent Courses	10	492	2.0%	10.1%	10.6%	9.1%
% of FP17s Relating to Free Repair or Replacements	0	492	0.0%	0.6%	0.6%	0.8%
% of FP17s Relating to Continuations	2	492	0.4%	0.9%	0.8%	1.0%
% of Patients satisfied with the dentistry they have received	0	0	N/A	90.1%	89.3%	91.5%
% of Patients satisfied with the time they had to wait for an appointment	0	0	N/A	86.9%	84.4%	87.9%

* This is based on patients treated on this contract for their most recent course of treatment. Figures in italics indicate the base number of FP17s or Patient Questionnaire responses are less than 100. N/A is shown where the base number of responses is less than 10 during the period. % is calculated as Quantity/Base number*100

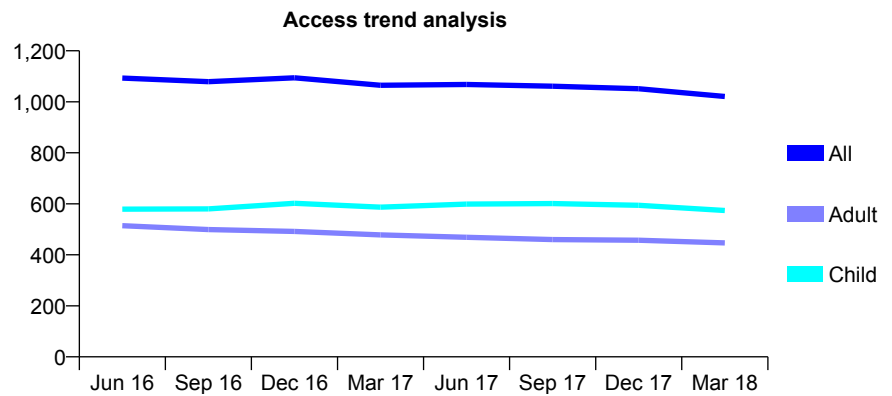
Q63 - Vital Signs At a Glance Contract Report for 304336/0003 - March 2018

Name or company name	MR PA NORTON
Contract type name	GDS Contract
Purpose of contract	General
Contract start date	01/04/2006
Contract end date	

17/18 Contracted general activity (UDA)	2,104
Carry forward general activity (UDA)	60
17/18 Contracted orthodontic activity (UOA)	0
Carry forward orthodontic activity (UOA)	0
Baseline contract value	£57,688.56

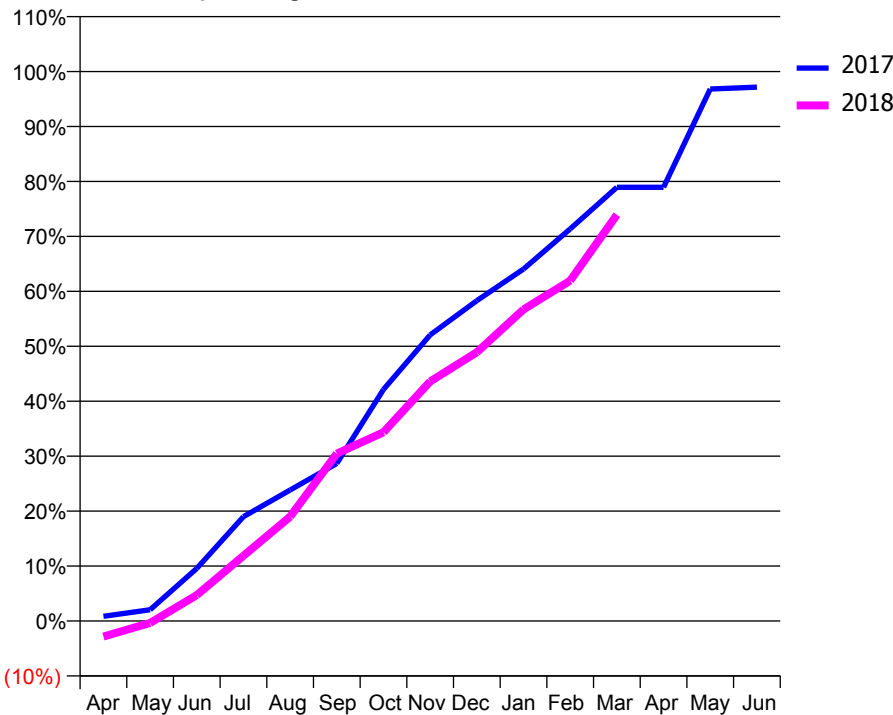
ACCESS*

Patients seen in 24 months	Total	Change since previous quarter
Quarter ending March 2017	1,065	
Quarter ending June 2017	1,068	→
Quarter ending September 2017	1,061	→
Quarter ending December 2017	1,051	→
Quarter ending March 2018	1,021	↓
Variance since March 2017	(4.1%)	↓



ACTIVITY

Cumulative percentage of contracted UDA delivered 2017 & 2018



Month	Adjusted Scheduled Activity (UDA)	
	2017	2018
April	18	-60
May	43	-8
June	201	99
July	399	250
August	501	399
September	603	641
October	887	723
November	1,096	917
December	1,227	1,029
January	1,348	1,193
February	1,502	1,303
March	1,661	1,556
April	1,661	
May	2,037	
June	2,044	

QUALITY

	Quantity	Base Number	Contract	AT	Region	England
% of FP17s for the same patient ID Re-attending within 3 months - Children	14	585	2.4%	10.1%	11.5%	11.9%
% of FP17s for the same patient ID Re-attending within 3 months - Adults	39	400	9.8%	15.5%	16.8%	16.0%
% of FP17s for the same patient ID Re-attending between 3 & 9 months - Children	199	585	34.0%	48.4%	47.7%	58.3%
% of FP17s for the same patient ID Re-attending between 3 & 9 months - Adults	121	400	30.3%	38.1%	38.2%	50.3%
% of FP17s for Band 1 Urgent Courses	13	832	1.6%	10.1%	10.6%	9.1%
% of FP17s Relating to Free Repair or Replacements	0	832	0.0%	0.6%	0.6%	0.8%
% of FP17s Relating to Continuations	0	832	0.0%	0.9%	0.8%	1.0%
% of Patients satisfied with the dentistry they have received	1	1	N/A	90.1%	89.3%	91.5%
% of Patients satisfied with the time they had to wait for an appointment	1	1	N/A	86.9%	84.4%	87.9%

* This is based on patients treated on this contract for their most recent course of treatment. Figures in italics indicate the base number of FP17s or Patient Questionnaire responses are less than 100. N/A is shown where the base number of responses is less than 10 during the period. % is calculated as Quantity/Base number*100

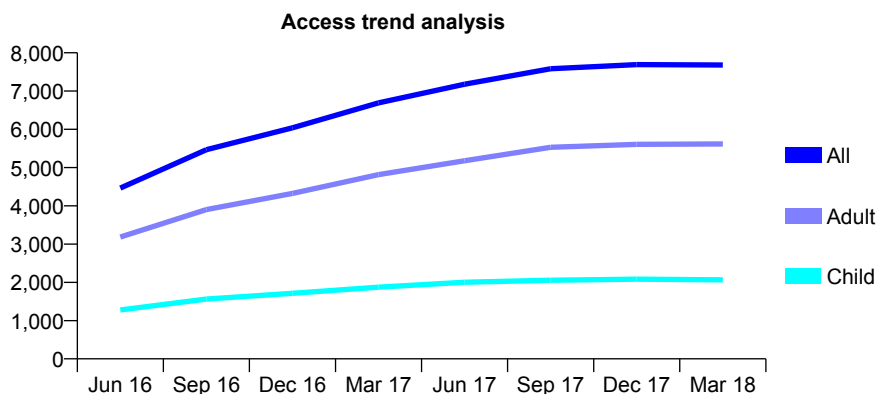
Q63 - Vital Signs At a Glance Contract Report for 304425/0002 - March 2018

Name or company name	MR SR PATEL
Contract type name	GDS Contract
Purpose of contract	General
Contract start date	03/09/2015
Contract end date	

17/18 Contracted general activity (UDA)	18,833
Carry forward general activity (UDA)	0
17/18 Contracted orthodontic activity (UOA)	0
Carry forward orthodontic activity (UOA)	0
Baseline contract value	£561,136.07

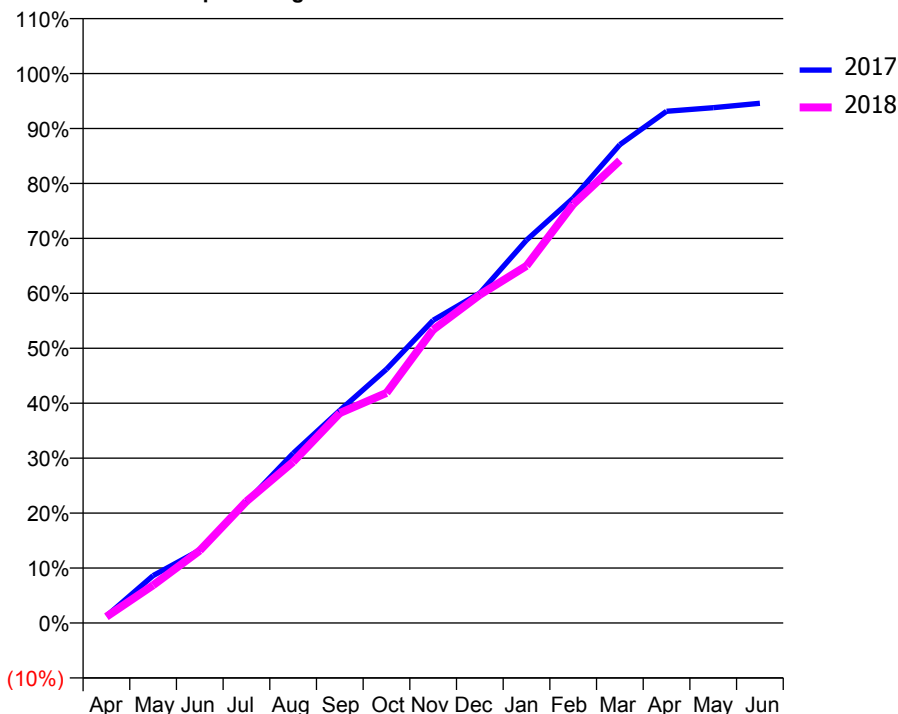
ACCESS*

Patients seen in 24 months	Total	Change since previous quarter
Quarter ending March 2017	6,691	
Quarter ending June 2017	7,178	↑
Quarter ending September 2017	7,584	↑
Quarter ending December 2017	7,692	→
Quarter ending March 2018	7,681	→
Variance since March 2017	14.8%	↑



ACTIVITY

Cumulative percentage of contracted UDA delivered 2017 & 2018



Month	Adjusted Scheduled Activity (UDA)	
	2017	2018
April	242	216
May	1,625	1,295
June	2,496	2,483
July	4,146	4,171
August	5,816	5,523
September	7,287	7,195
October	8,699	7,887
November	10,377	10,052
December	11,309	11,249
January	13,123	12,242
February	14,564	14,355
March	16,395	15,852
April	17,536	
May	17,663	
June	17,811	

QUALITY

	Quantity	Base Number	Contract	AT	Region	England
% of FP17s for the same patient ID Re-attending within 3 months - Children	149	2,392	6.2%	10.1%	11.5%	11.9%
% of FP17s for the same patient ID Re-attending within 3 months - Adults	572	5,682	10.1%	15.5%	16.8%	16.0%
% of FP17s for the same patient ID Re-attending between 3 & 9 months - Children	1,041	2,392	43.5%	48.4%	47.7%	58.3%
% of FP17s for the same patient ID Re-attending between 3 & 9 months - Adults	2,150	5,682	37.8%	38.1%	38.2%	50.3%
% of FP17s for Band 1 Urgent Courses	296	6,730	4.4%	10.1%	10.6%	9.1%
% of FP17s Relating to Free Repair or Replacements	37	6,730	0.5%	0.6%	0.6%	0.8%
% of FP17s Relating to Continuations	59	6,730	0.9%	0.9%	0.8%	1.0%
% of Patients satisfied with the dentistry they have received	2	2	N/A	90.1%	89.3%	91.5%
% of Patients satisfied with the time they had to wait for an appointment	2	2	N/A	86.9%	84.4%	87.9%

* This is based on patients treated on this contract for their most recent course of treatment. Figures in italics indicate the base number of FP17s or Patient Questionnaire responses are less than 100. N/A is shown where the base number of responses is less than 10 during the period. % is calculated as Quantity/Base number*100

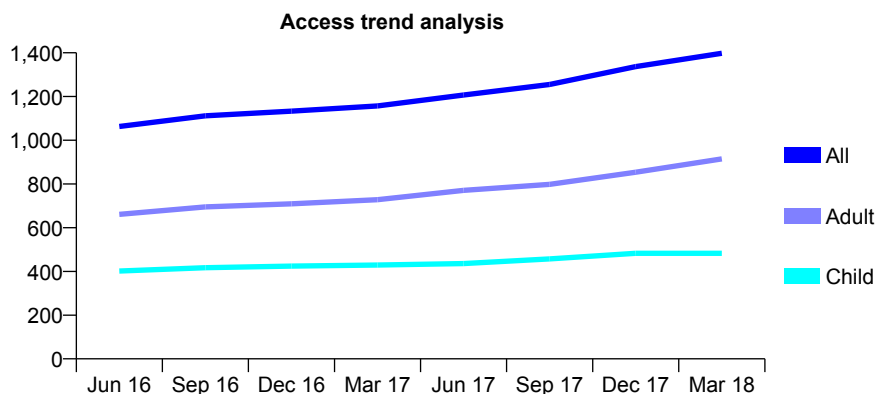
Q63 - Vital Signs At a Glance Contract Report for 305707/0002 - March 2018

Name or company name	MR A PAICE
Contract type name	GDS Contract
Purpose of contract	General
Contract start date	03/07/2007
Contract end date	

17/18 Contracted general activity (UDA)	2,999
Carry forward general activity (UDA)	0
17/18 Contracted orthodontic activity (UOA)	0
Carry forward orthodontic activity (UOA)	0
Baseline contract value	£92,270.94

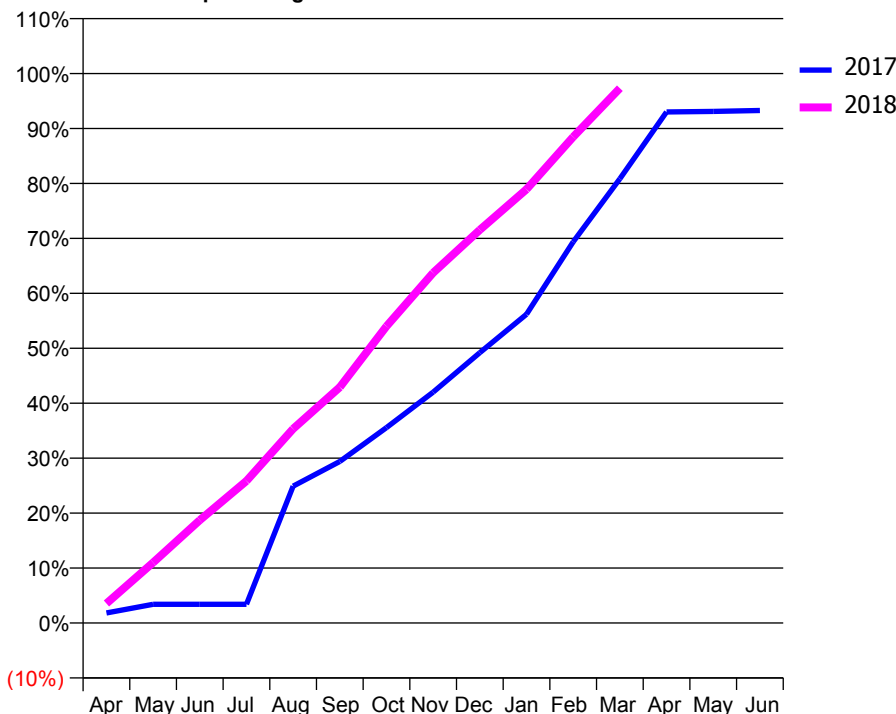
ACCESS*

Patients seen in 24 months	Total	Change since previous quarter
Quarter ending March 2017	1,157	
Quarter ending June 2017	1,207	↑
Quarter ending September 2017	1,255	↑
Quarter ending December 2017	1,337	↑
Quarter ending March 2018	1,398	↑
Variance since March 2017	20.8%	↑



ACTIVITY

Cumulative percentage of contracted UDA delivered 2017 & 2018



Month	Adjusted Scheduled Activity (UDA)	
	2017	2018
April	55	107
May	102	330
June	102	561
July	102	775
August	747	1,060
September	882	1,287
October	1,067	1,620
November	1,260	1,912
December	1,475	2,146
January	1,685	2,367
February	2,081	2,653
March	2,424	2,919
April	2,789	
May	2,792	
June	2,797	

QUALITY

	Quantity	Base Number	Contract	AT	Region	England
% of FP17s for the same patient ID Re-attending within 3 months - Children	37	611	6.1%	10.1%	11.5%	11.9%
% of FP17s for the same patient ID Re-attending within 3 months - Adults	112	997	11.2%	15.5%	16.8%	16.0%
% of FP17s for the same patient ID Re-attending between 3 & 9 months - Children	307	611	50.2%	48.4%	47.7%	58.3%
% of FP17s for the same patient ID Re-attending between 3 & 9 months - Adults	362	997	36.3%	38.1%	38.2%	50.3%
% of FP17s for Band 1 Urgent Courses	75	1,495	5.0%	10.1%	10.6%	9.1%
% of FP17s Relating to Free Repair or Replacements	15	1,495	1.0%	0.6%	0.6%	0.8%
% of FP17s Relating to Continuations	4	1,495	0.3%	0.9%	0.8%	1.0%
% of Patients satisfied with the dentistry they have received	0	1	N/A	90.1%	89.3%	91.5%
% of Patients satisfied with the time they had to wait for an appointment	1	1	N/A	86.9%	84.4%	87.9%

* This is based on patients treated on this contract for their most recent course of treatment. Figures in italics indicate the base number of FP17s or Patient Questionnaire responses are less than 100. N/A is shown where the base number of responses is less than 10 during the period. % is calculated as Quantity/Base number*100

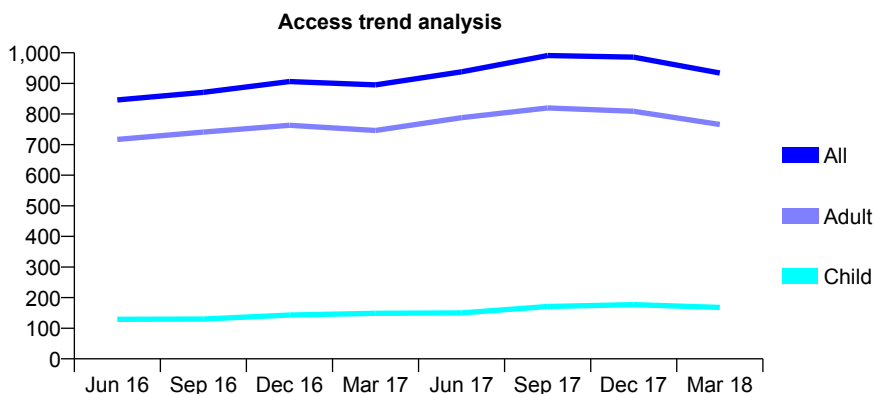
Q63 - Vital Signs At a Glance Contract Report for 319341/0001 - March 2018

Name or company name	MR AW MAINE
Contract type name	GDS Contract
Purpose of contract	General
Contract start date	01/04/2006
Contract end date	

17/18 Contracted general activity (UDA)	2,259
Carry forward general activity (UDA)	-45
17/18 Contracted orthodontic activity (UOA)	0
Carry forward orthodontic activity (UOA)	0
Baseline contract value	£68,767.18

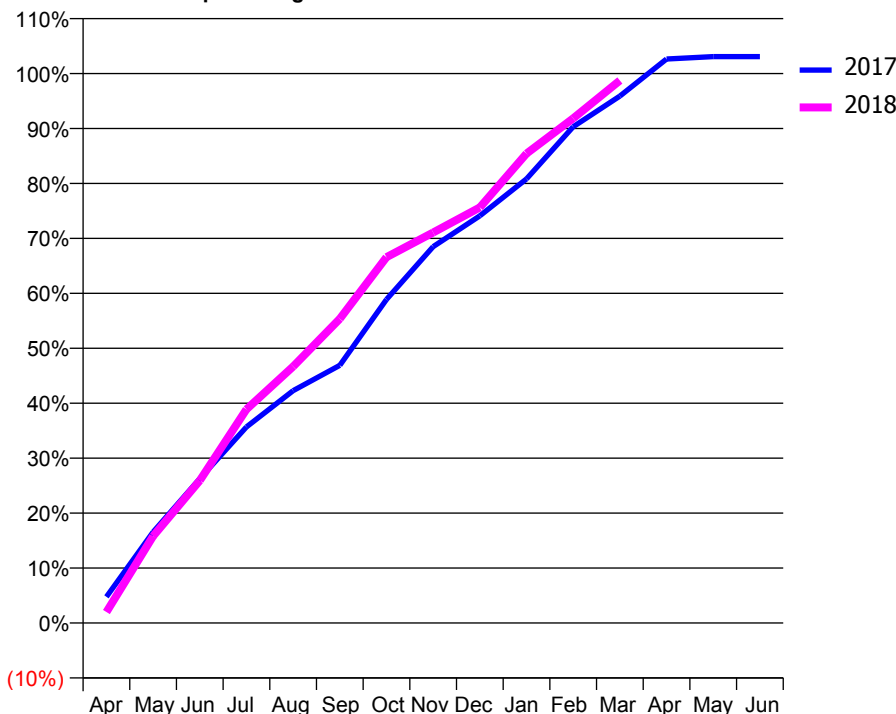
ACCESS*

Patients seen in 24 months	Total	Change since previous quarter
Quarter ending March 2017	895	
Quarter ending June 2017	938	↑
Quarter ending September 2017	991	↑
Quarter ending December 2017	986	→
Quarter ending March 2018	934	↓
Variance since March 2017	4.4%	↑



ACTIVITY

Cumulative percentage of contracted UDA delivered 2017 & 2018



Month	Adjusted Scheduled Activity (UDA)	
	2017	2018
April	108	45
May	374	357
June	593	586
July	806	878
August	955	1,055
September	1,060	1,251
October	1,330	1,504
November	1,547	1,605
December	1,674	1,708
January	1,826	1,930
February	2,040	2,075
March	2,166	2,230
April	2,319	
May	2,329	
June	2,329	

QUALITY

	Quantity	Base Number	Contract	AT	Region	England
% of FP17s for the same patient ID Re-attending within 3 months - Children	11	163	6.7%	10.1%	11.5%	11.9%
% of FP17s for the same patient ID Re-attending within 3 months - Adults	118	795	14.8%	15.5%	16.8%	16.0%
% of FP17s for the same patient ID Re-attending between 3 & 9 months - Children	33	163	20.2%	48.4%	47.7%	58.3%
% of FP17s for the same patient ID Re-attending between 3 & 9 months - Adults	208	795	26.2%	38.1%	38.2%	50.3%
% of FP17s for Band 1 Urgent Courses	188	892	21.1%	10.1%	10.6%	9.1%
% of FP17s Relating to Free Repair or Replacements	7	892	0.8%	0.6%	0.6%	0.8%
% of FP17s Relating to Continuations	2	892	0.2%	0.9%	0.8%	1.0%
% of Patients satisfied with the dentistry they have received	1	2	N/A	90.1%	89.3%	91.5%
% of Patients satisfied with the time they had to wait for an appointment	2	2	N/A	86.9%	84.4%	87.9%

* This is based on patients treated on this contract for their most recent course of treatment. Figures in italics indicate the base number of FP17s or Patient Questionnaire responses are less than 100. N/A is shown where the base number of responses is less than 10 during the period. % is calculated as Quantity/Base number*100

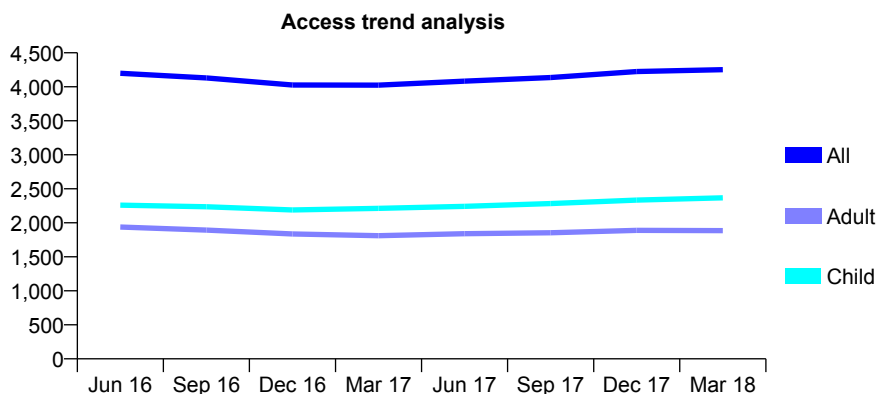
Q63 - Vital Signs At a Glance Contract Report for 321176/0001 - March 2018

Name or company name	MR RS PATEL
Contract type name	GDS Contract
Purpose of contract	General
Contract start date	01/04/2006
Contract end date	

17/18 Contracted general activity (UDA)	11,373
Carry forward general activity (UDA)	10
17/18 Contracted orthodontic activity (UOA)	0
Carry forward orthodontic activity (UOA)	0
Baseline contract value	£361,993.87

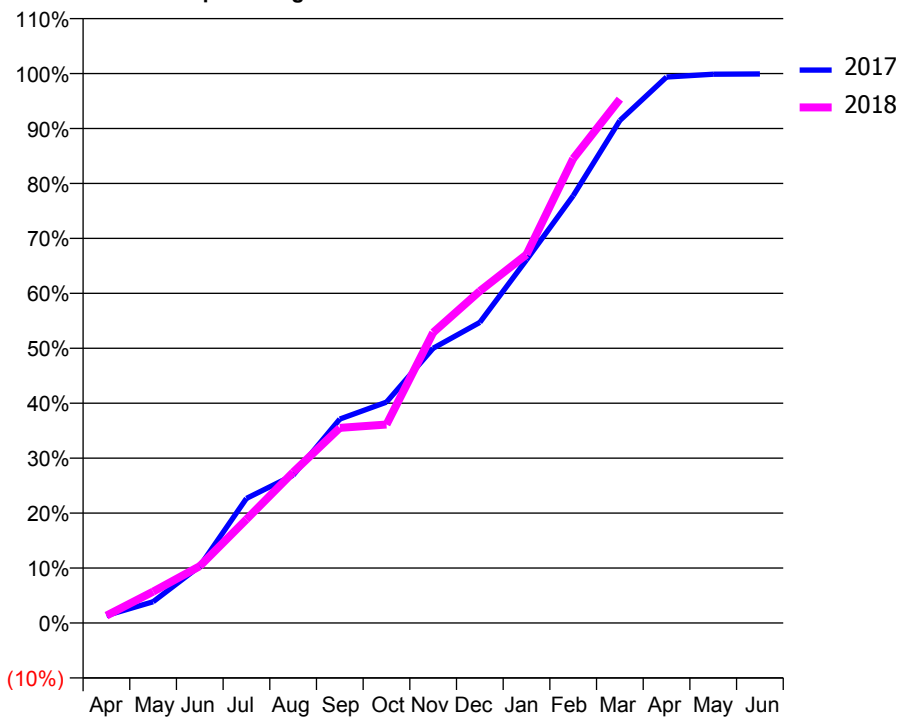
ACCESS*

Patients seen in 24 months	Total	Change since previous quarter
Quarter ending March 2017	4,024	
Quarter ending June 2017	4,083	→
Quarter ending September 2017	4,136	→
Quarter ending December 2017	4,225	↑
Quarter ending March 2018	4,252	→
Variance since March 2017	5.7%	↑



ACTIVITY

Cumulative percentage of contracted UDA delivered 2017 & 2018



Adjusted Scheduled Activity (UDA)

Month	2017	2018
April	157	152
May	441	650
June	1,176	1,177
July	2,578	2,146
August	3,058	3,121
September	4,221	4,040
October	4,570	4,108
November	5,686	6,013
December	6,221	6,870
January	7,516	7,626
February	8,844	9,610
March	10,400	10,842
April	11,300	
May	11,357	
June	11,363	

QUALITY

	Quantity	Base Number	Contract	AT	Region	England
% of FP17s for the same patient ID Re-attending within 3 months - Children	286	3,136	9.1%	10.1%	11.5%	11.9%
% of FP17s for the same patient ID Re-attending within 3 months - Adults	737	2,411	30.6%	15.5%	16.8%	16.0%
% of FP17s for the same patient ID Re-attending between 3 & 9 months - Children	1,436	3,136	45.8%	48.4%	47.7%	58.3%
% of FP17s for the same patient ID Re-attending between 3 & 9 months - Adults	795	2,411	33.0%	38.1%	38.2%	50.3%
% of FP17s for Band 1 Urgent Courses	798	4,734	16.9%	10.1%	10.6%	9.1%
% of FP17s Relating to Free Repair or Replacements	0	4,734	0.0%	0.6%	0.6%	0.8%
% of FP17s Relating to Continuations	0	4,734	0.0%	0.9%	0.8%	1.0%
% of Patients satisfied with the dentistry they have received	1	1	N/A	90.1%	89.3%	91.5%
% of Patients satisfied with the time they had to wait for an appointment	1	1	N/A	86.9%	84.4%	87.9%

* This is based on patients treated on this contract for their most recent course of treatment. Figures in italics indicate the base number of FP17s or Patient Questionnaire responses are less than 100. N/A is shown where the base number of responses is less than 10 during the period. % is calculated as Quantity/Base number*100

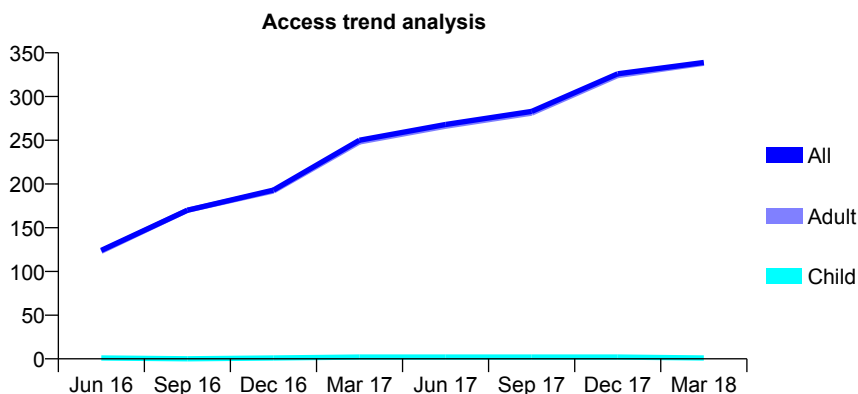
Q63 - Vital Signs At a Glance Contract Report for 321176/0003 - March 2018

Name or company name	MR RS PATEL
Contract type name	PDS Contract
Purpose of contract	General
Contract start date	01/06/2013
Contract end date	31/03/2018

17/18 Contracted general activity (UDA)	850
Carry forward general activity (UDA)	0
17/18 Contracted orthodontic activity (UOA)	0
Carry forward orthodontic activity (UOA)	0
Baseline contract value	£45,035.15

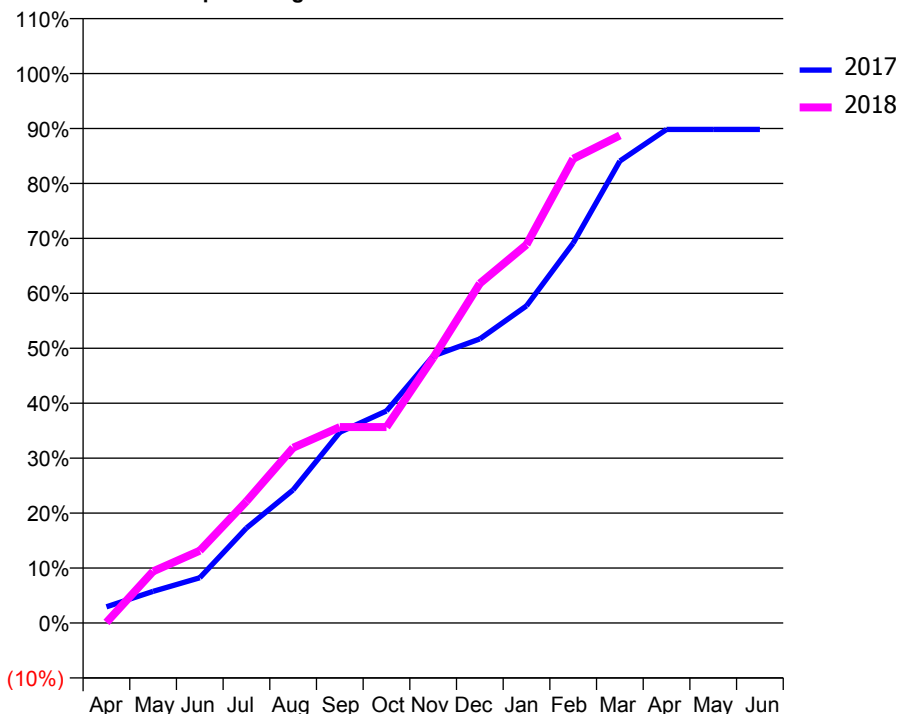
ACCESS*

Patients seen in 24 months	Total	Change since previous quarter
Quarter ending March 2017	250	
Quarter ending June 2017	268	↑
Quarter ending September 2017	283	↑
Quarter ending December 2017	326	↑
Quarter ending March 2018	339	↑
Variance since March 2017	35.6%	↑



ACTIVITY

Cumulative percentage of contracted UDA delivered 2017 & 2018



Month	Adjusted Scheduled Activity (UDA)	
	2017	2018
April	25	1
May	49	80
June	70	112
July	147	188
August	206	271
September	295	303
October	328	303
November	413	410
December	439	525
January	491	585
February	588	718
March	715	754
April	764	
May	764	
June	764	

QUALITY

	Quantity	Base Number	Contract	AT	Region	England
% of FP17s for the same patient ID Re-attending within 3 months - Children	0	0	N/A	10.1%	11.5%	11.9%
% of FP17s for the same patient ID Re-attending within 3 months - Adults	3	295	1.0%	15.5%	16.8%	16.0%
% of FP17s for the same patient ID Re-attending between 3 & 9 months - Children	0	0	N/A	48.4%	47.7%	58.3%
% of FP17s for the same patient ID Re-attending between 3 & 9 months - Adults	0	295	0.0%	38.1%	38.2%	50.3%
% of FP17s for Band 1 Urgent Courses	1	278	0.4%	10.1%	10.6%	9.1%
% of FP17s Relating to Free Repair or Replacements	0	278	0.0%	0.6%	0.6%	0.8%
% of FP17s Relating to Continuations	0	278	0.0%	0.9%	0.8%	1.0%
% of Patients satisfied with the dentistry they have received	0	0	N/A	90.1%	89.3%	91.5%
% of Patients satisfied with the time they had to wait for an appointment	0	0	N/A	86.9%	84.4%	87.9%

* This is based on patients treated on this contract for their most recent course of treatment. Figures in italics indicate the base number of FP17s or Patient Questionnaire responses are less than 100. N/A is shown where the base number of responses is less than 10 during the period. % is calculated as Quantity/Base number*100

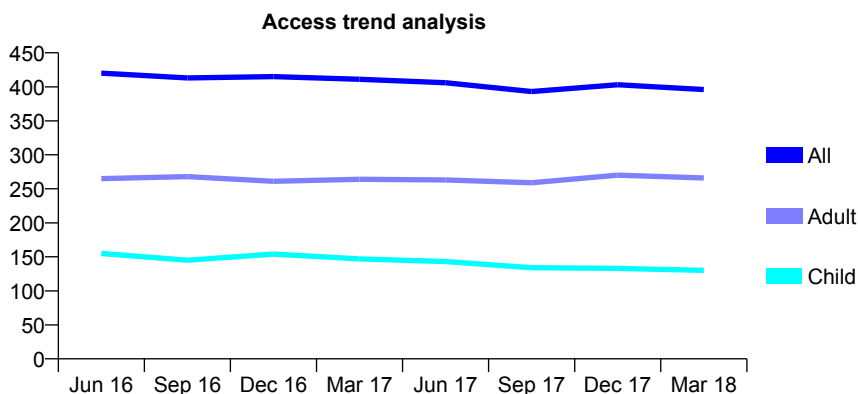
Q63 - Vital Signs At a Glance Contract Report for 322164/0001 - March 2018

Name or company name	Mr V Rhaasa and Mr GK Ooi
Contract type name	GDS Contract
Purpose of contract	General
Contract start date	01/04/2006
Contract end date	

17/18 Contracted general activity (UDA)	1,406
Carry forward general activity (UDA)	0
17/18 Contracted orthodontic activity (UOA)	0
Carry forward orthodontic activity (UOA)	0
Baseline contract value	£46,524.23

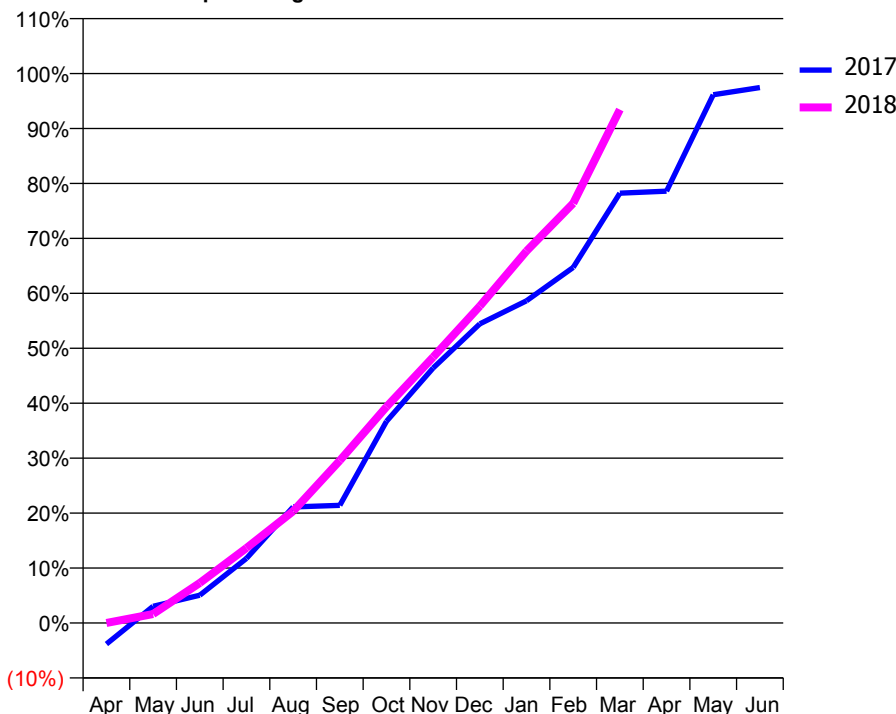
ACCESS*

Patients seen in 24 months	Total	Change since previous quarter
Quarter ending March 2017	411	
Quarter ending June 2017	406	↓
Quarter ending September 2017	393	↓
Quarter ending December 2017	403	↑
Quarter ending March 2018	396	↓
Variance since March 2017	(3.6%)	↓



ACTIVITY

Cumulative percentage of contracted UDA delivered 2017 & 2018



Month	Adjusted Scheduled Activity (UDA)	
	2017	2018
April	-54	0
May	43	23
June	71	103
July	165	192
August	297	286
September	301	416
October	516	553
November	652	681
December	765	811
January	824	952
February	910	1,074
March	1,100	1,314
April	1,105	
May	1,352	
June	1,370	

QUALITY

	Quantity	Base Number	Contract	AT	Region	England
% of FP17s for the same patient ID Re-attending within 3 months - Children	8	198	4.0%	10.1%	11.5%	11.9%
% of FP17s for the same patient ID Re-attending within 3 months - Adults	36	375	9.6%	15.5%	16.8%	16.0%
% of FP17s for the same patient ID Re-attending between 3 & 9 months - Children	121	198	61.1%	48.4%	47.7%	58.3%
% of FP17s for the same patient ID Re-attending between 3 & 9 months - Adults	194	375	51.7%	38.1%	38.2%	50.3%
% of FP17s for Band 1 Urgent Courses	34	479	7.1%	10.1%	10.6%	9.1%
% of FP17s Relating to Free Repair or Replacements	3	479	0.6%	0.6%	0.6%	0.8%
% of FP17s Relating to Continuations	5	479	1.0%	0.9%	0.8%	1.0%
% of Patients satisfied with the dentistry they have received	1	1	N/A	90.1%	89.3%	91.5%
% of Patients satisfied with the time they had to wait for an appointment	0	1	N/A	86.9%	84.4%	87.9%

* This is based on patients treated on this contract for their most recent course of treatment. Figures in italics indicate the base number of FP17s or Patient Questionnaire responses are less than 100. N/A is shown where the base number of responses is less than 10 during the period. % is calculated as Quantity/Base number*100

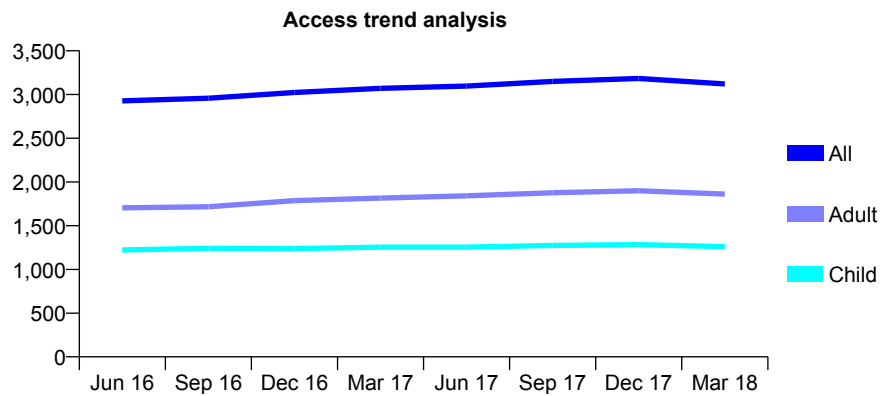
Q63 - Vital Signs At a Glance Contract Report for 324612/0001 - March 2018

Name or company name	MRS KM WALKER
Contract type name	GDS Contract
Purpose of contract	General
Contract start date	01/04/2006
Contract end date	

17/18 Contracted general activity (UDA)	7,295
Carry forward general activity (UDA)	-74
17/18 Contracted orthodontic activity (UOA)	0
Carry forward orthodontic activity (UOA)	0
Baseline contract value	£199,979.17

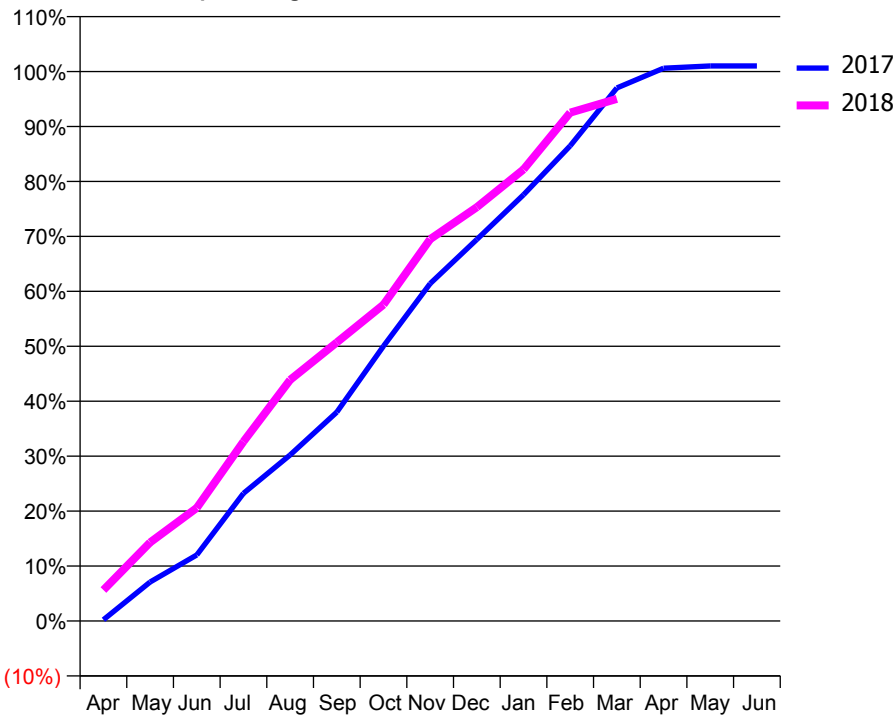
ACCESS*

Patients seen in 24 months	Total	Change since previous quarter
Quarter ending March 2017	3,070	
Quarter ending June 2017	3,097	→
Quarter ending September 2017	3,150	→
Quarter ending December 2017	3,183	→
Quarter ending March 2018	3,121	↓
Variance since March 2017	1.7%	→



ACTIVITY

Cumulative percentage of contracted UDA delivered 2017 & 2018



Month	Adjusted Scheduled Activity (UDA)	
	2017	2018
April	16	412
May	517	1,043
June	877	1,502
July	1,695	2,382
August	2,205	3,201
September	2,773	3,699
October	3,649	4,201
November	4,480	5,069
December	5,066	5,494
January	5,659	5,994
February	6,308	6,749
March	7,077	6,932
April	7,338	
May	7,369	
June	7,369	

QUALITY

	Quantity	Base Number	Contract	AT	Region	England
% of FP17s for the same patient ID Re-attending within 3 months - Children	147	1,236	11.9%	10.1%	11.5%	11.9%
% of FP17s for the same patient ID Re-attending within 3 months - Adults	390	1,824	21.4%	15.5%	16.8%	16.0%
% of FP17s for the same patient ID Re-attending between 3 & 9 months - Children	345	1,236	27.9%	48.4%	47.7%	58.3%
% of FP17s for the same patient ID Re-attending between 3 & 9 months - Adults	478	1,824	26.2%	38.1%	38.2%	50.3%
% of FP17s for Band 1 Urgent Courses	596	2,943	20.3%	10.1%	10.6%	9.1%
% of FP17s Relating to Free Repair or Replacements	0	2,943	0.0%	0.6%	0.6%	0.8%
% of FP17s Relating to Continuations	28	2,943	1.0%	0.9%	0.8%	1.0%
% of Patients satisfied with the dentistry they have received	2	3	N/A	90.1%	89.3%	91.5%
% of Patients satisfied with the time they had to wait for an appointment	1	3	N/A	86.9%	84.4%	87.9%

* This is based on patients treated on this contract for their most recent course of treatment. Figures in italics indicate the base number of FP17s or Patient Questionnaire responses are less than 100. N/A is shown where the base number of responses is less than 10 during the period. % is calculated as Quantity/Base number*100

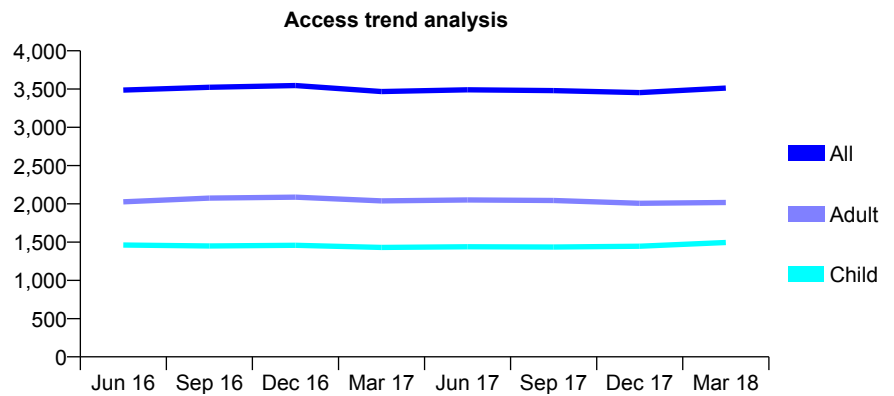
Q63 - Vital Signs At a Glance Contract Report for 324752/0001 - March 2018

Name or company name	MRS SW DONNELLY
Contract type name	GDS Contract
Purpose of contract	General
Contract start date	01/04/2006
Contract end date	

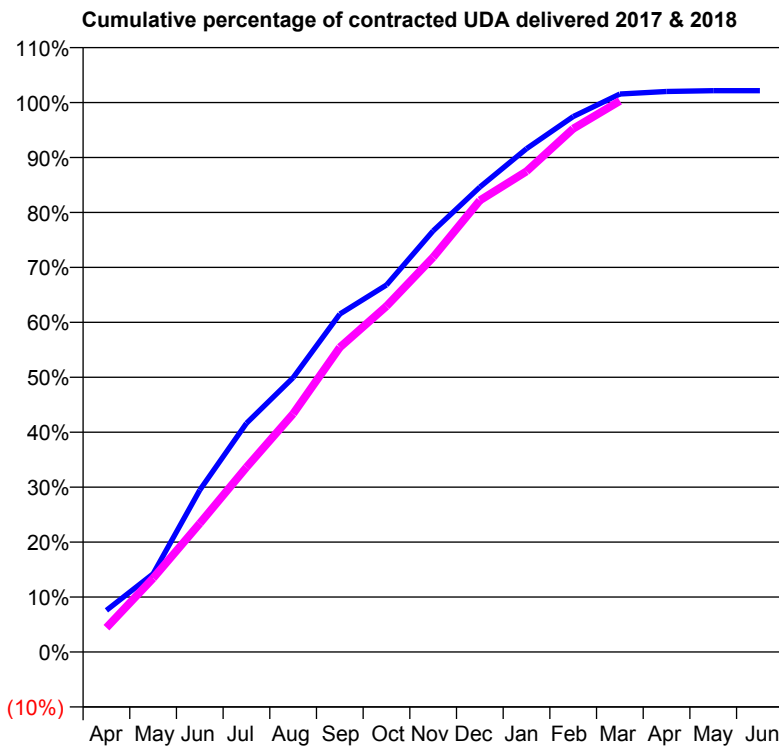
17/18 Contracted general activity (UDA)	6,835
Carry forward general activity (UDA)	-137
17/18 Contracted orthodontic activity (UOA)	0
Carry forward orthodontic activity (UOA)	0
Baseline contract value	£217,164.21

ACCESS*

Patients seen in 24 months	Total	Change since previous quarter
Quarter ending March 2017	3,468	
Quarter ending June 2017	3,490	→
Quarter ending September 2017	3,480	→
Quarter ending December 2017	3,453	→
Quarter ending March 2018	3,512	→
Variance since March 2017	1.3%	→



ACTIVITY



Month	Adjusted Scheduled Activity (UDA)	
	2017	2018
April	518	303
May	972	918
June	2,014	1,600
July	2,845	2,299
August	3,413	2,963
September	4,204	3,789
October	4,565	4,302
November	5,239	4,911
December	5,782	5,618
January	6,260	5,979
February	6,660	6,509
March	6,940	6,855
April	6,972	
May	6,982	
June	6,982	

QUALITY

	Quantity	Base Number	Contract	AT	Region	England
% of FP17s for the same patient ID Re-attending within 3 months - Children	70	1,368	5.1%	10.1%	11.5%	11.9%
% of FP17s for the same patient ID Re-attending within 3 months - Adults	189	1,839	10.3%	15.5%	16.8%	16.0%
% of FP17s for the same patient ID Re-attending between 3 & 9 months - Children	284	1,368	20.8%	48.4%	47.7%	58.3%
% of FP17s for the same patient ID Re-attending between 3 & 9 months - Adults	368	1,839	20.0%	38.1%	38.2%	50.3%
% of FP17s for Band 1 Urgent Courses	320	3,168	10.1%	10.1%	10.6%	9.1%
% of FP17s Relating to Free Repair or Replacements	0	3,168	0.0%	0.6%	0.6%	0.8%
% of FP17s Relating to Continuations	18	3,168	0.6%	0.9%	0.8%	1.0%
% of Patients satisfied with the dentistry they have received	1	1	N/A	90.1%	89.3%	91.5%
% of Patients satisfied with the time they had to wait for an appointment	0	1	N/A	86.9%	84.4%	87.9%

* This is based on patients treated on this contract for their most recent course of treatment. Figures in italics indicate the base number of FP17s or Patient Questionnaire responses are less than 100. N/A is shown where the base number of responses is less than 10 during the period. % is calculated as Quantity/Base number*100

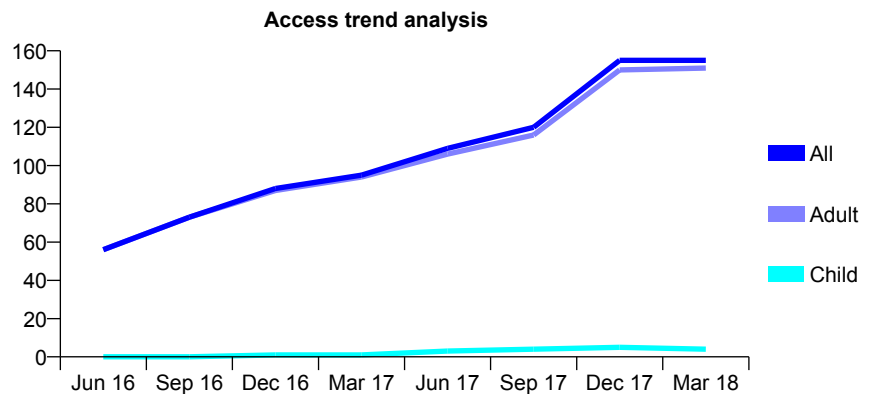
Q63 - Vital Signs At a Glance Contract Report for 324752/0002 - March 2018

Name or company name	MRS SW DONNELLY
Contract type name	PDS Contract
Purpose of contract	General
Contract start date	01/06/2013
Contract end date	31/03/2018

17/18 Contracted general activity (UDA)	300
Carry forward general activity (UDA)	0
17/18 Contracted orthodontic activity (UOA)	0
Carry forward orthodontic activity (UOA)	0
Baseline contract value	£16,514.04

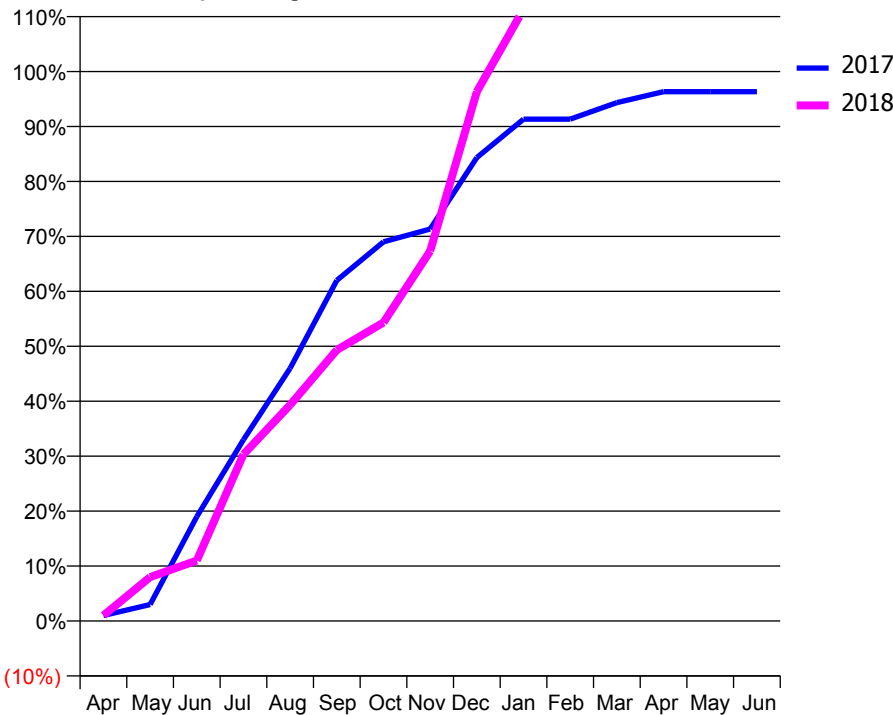
ACCESS*

Patients seen in 24 months	Total	Change since previous quarter
Quarter ending March 2017	95	
Quarter ending June 2017	109	↑
Quarter ending September 2017	120	↑
Quarter ending December 2017	155	↑
Quarter ending March 2018	155	→
Variance since March 2017	63.2%	↑



ACTIVITY

Cumulative percentage of contracted UDA delivered 2017 & 2018



Month	Adjusted Scheduled Activity (UDA)	
	2017	2018
April	3	3
May	9	24
June	57	33
July	99	91
August	138	118
September	186	148
October	207	163
November	214	202
December	253	289
January	274	334
February	274	346
March	283	346
April	289	
May	289	
June	289	

QUALITY

	Quantity	Base Number	Contract	AT	Region	England
% of FP17s for the same patient ID Re-attending within 3 months - Children	0	6	0.0%	10.1%	11.5%	11.9%
% of FP17s for the same patient ID Re-attending within 3 months - Adults	0	120	0.0%	15.5%	16.8%	16.0%
% of FP17s for the same patient ID Re-attending between 3 & 9 months - Children	0	6	0.0%	48.4%	47.7%	58.3%
% of FP17s for the same patient ID Re-attending between 3 & 9 months - Adults	2	120	1.7%	38.1%	38.2%	50.3%
% of FP17s for Band 1 Urgent Courses	0	124	0.0%	10.1%	10.6%	9.1%
% of FP17s Relating to Free Repair or Replacements	0	124	0.0%	0.6%	0.6%	0.8%
% of FP17s Relating to Continuations	0	124	0.0%	0.9%	0.8%	1.0%
% of Patients satisfied with the dentistry they have received	0	0	N/A	90.1%	89.3%	91.5%
% of Patients satisfied with the time they had to wait for an appointment	0	0	N/A	86.9%	84.4%	87.9%

* This is based on patients treated on this contract for their most recent course of treatment. Figures in italics indicate the base number of FP17s or Patient Questionnaire responses are less than 100. N/A is shown where the base number of responses is less than 10 during the period. % is calculated as Quantity/Base number*100

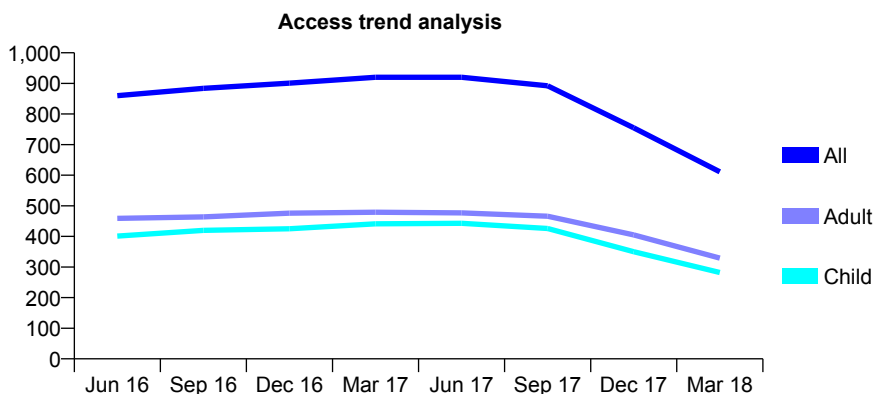
Q63 - Vital Signs At a Glance Contract Report for 325317/0001 - March 2018

Name or company name	MR PD EVANS
Contract type name	GDS Contract
Purpose of contract	General
Contract start date	01/04/2006
Contract end date	

17/18 Contracted general activity (UDA)	2,800
Carry forward general activity (UDA)	66
17/18 Contracted orthodontic activity (UOA)	0
Carry forward orthodontic activity (UOA)	0
Baseline contract value	£66,237.81

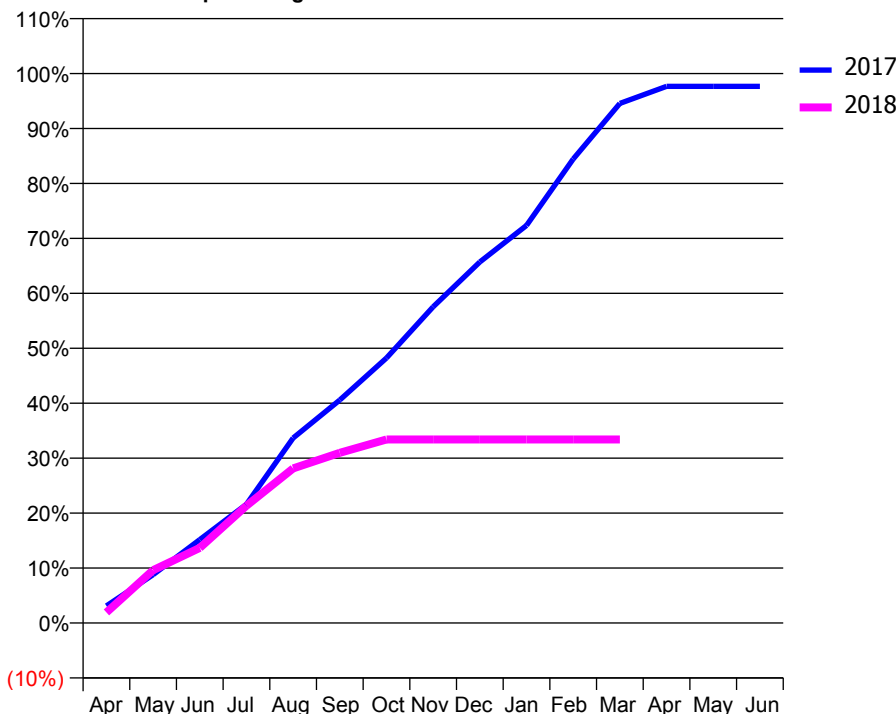
ACCESS*

Patients seen in 24 months	Total	Change since previous quarter
Quarter ending March 2017	920	
Quarter ending June 2017	920	→
Quarter ending September 2017	892	↓
Quarter ending December 2017	755	↓
Quarter ending March 2018	611	↓
Variance since March 2017	(33.6%)	↓



ACTIVITY

Cumulative percentage of contracted UDA delivered 2017 & 2018



Month	Adjusted Scheduled Activity (UDA)	
	2017	2018
April	87	54
May	247	270
June	425	383
July	605	598
August	943	788
September	1,137	867
October	1,350	936
November	1,611	936
December	1,840	936
January	2,026	936
February	2,364	936
March	2,647	936
April	2,734	
May	2,734	
June	2,734	

QUALITY

	Quantity	Base Number	Contract	AT	Region	England
% of FP17s for the same patient ID Re-attending within 3 months - Children	17	305	5.6%	10.1%	11.5%	11.9%
% of FP17s for the same patient ID Re-attending within 3 months - Adults	43	250	17.2%	15.5%	16.8%	16.0%
% of FP17s for the same patient ID Re-attending between 3 & 9 months - Children	197	305	64.6%	48.4%	47.7%	58.3%
% of FP17s for the same patient ID Re-attending between 3 & 9 months - Adults	132	250	52.8%	38.1%	38.2%	50.3%
% of FP17s for Band 1 Urgent Courses	33	510	6.5%	10.1%	10.6%	9.1%
% of FP17s Relating to Free Repair or Replacements	0	510	0.0%	0.6%	0.6%	0.8%
% of FP17s Relating to Continuations	1	510	0.2%	0.9%	0.8%	1.0%
% of Patients satisfied with the dentistry they have received	0	0	N/A	90.1%	89.3%	91.5%
% of Patients satisfied with the time they had to wait for an appointment	0	0	N/A	86.9%	84.4%	87.9%

* This is based on patients treated on this contract for their most recent course of treatment. Figures in italics indicate the base number of FP17s or Patient Questionnaire responses are less than 100. N/A is shown where the base number of responses is less than 10 during the period. % is calculated as Quantity/Base number*100

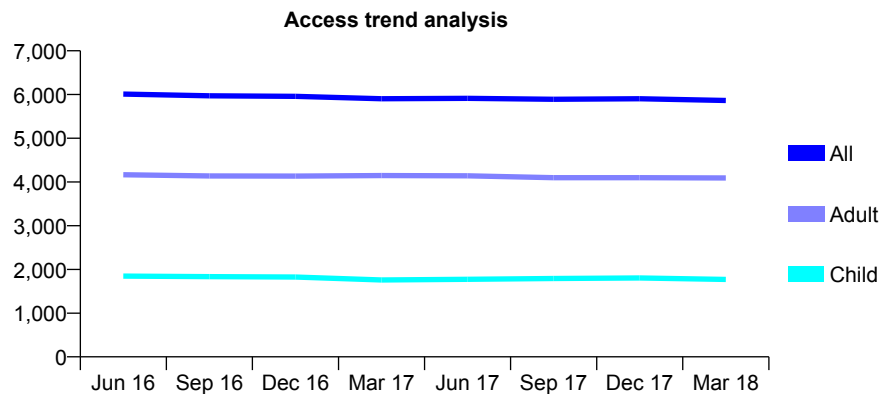
Q63 - Vital Signs At a Glance Contract Report for 325333/0001 - March 2018

Name or company name	MR JT BLANKENDAAL
Contract type name	GDS Contract
Purpose of contract	General
Contract start date	01/04/2006
Contract end date	

17/18 Contracted general activity (UDA)	23,073
Carry forward general activity (UDA)	612
17/18 Contracted orthodontic activity (UOA)	0
Carry forward orthodontic activity (UOA)	0
Baseline contract value	£793,288.42

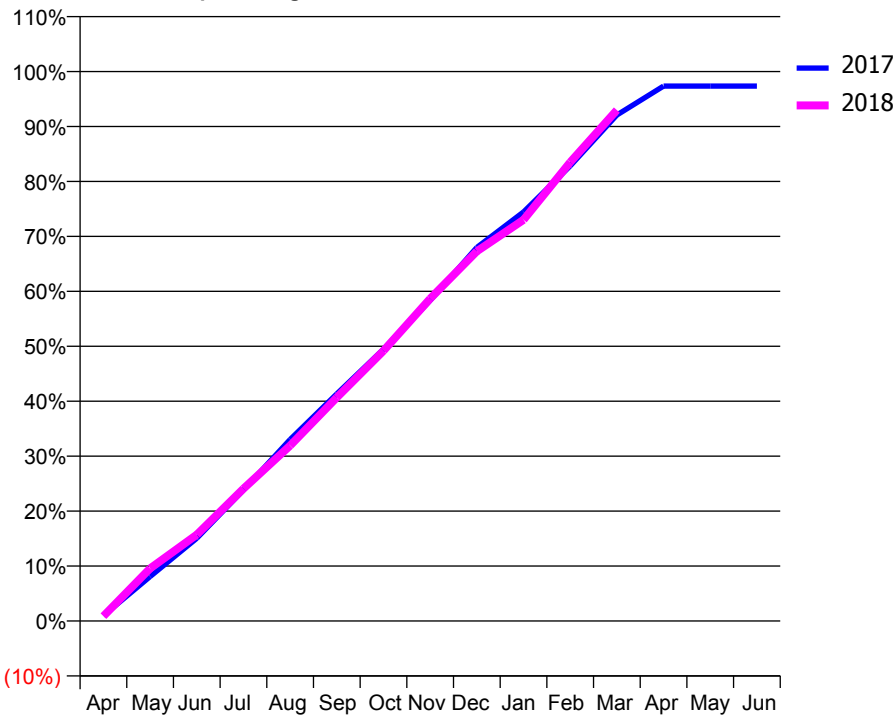
ACCESS*

Patients seen in 24 months	Total	Change since previous quarter
Quarter ending March 2017	5,903	
Quarter ending June 2017	5,914	→
Quarter ending September 2017	5,892	→
Quarter ending December 2017	5,902	→
Quarter ending March 2018	5,863	→
Variance since March 2017	(0.7%)	→



ACTIVITY

Cumulative percentage of contracted UDA delivered 2017 & 2018



Month	Adjusted Scheduled Activity (UDA)	
	2017	2018
April	229	204
May	1,869	2,211
June	3,475	3,626
July	5,501	5,558
August	7,623	7,367
September	9,540	9,384
October	11,415	11,348
November	13,463	13,535
December	15,688	15,522
January	17,175	16,842
February	19,109	19,263
March	21,248	21,454
April	22,458	
May	22,462	
June	22,461	

QUALITY

	Quantity	Base Number	Contract	AT	Region	England
% of FP17s for the same patient ID Re-attending within 3 months - Children	140	2,402	5.8%	10.1%	11.5%	11.9%
% of FP17s for the same patient ID Re-attending within 3 months - Adults	526	4,817	10.9%	15.5%	16.8%	16.0%
% of FP17s for the same patient ID Re-attending between 3 & 9 months - Children	1,387	2,402	57.7%	48.4%	47.7%	58.3%
% of FP17s for the same patient ID Re-attending between 3 & 9 months - Adults	2,441	4,817	50.7%	38.1%	38.2%	50.3%
% of FP17s for Band 1 Urgent Courses	441	6,894	6.4%	10.1%	10.6%	9.1%
% of FP17s Relating to Free Repair or Replacements	25	6,894	0.4%	0.6%	0.6%	0.8%
% of FP17s Relating to Continuations	12	6,894	0.2%	0.9%	0.8%	1.0%
% of Patients satisfied with the dentistry they have received	4	4	N/A	90.1%	89.3%	91.5%
% of Patients satisfied with the time they had to wait for an appointment	4	4	N/A	86.9%	84.4%	87.9%

* This is based on patients treated on this contract for their most recent course of treatment. Figures in italics indicate the base number of FP17s or Patient Questionnaire responses are less than 100. N/A is shown where the base number of responses is less than 10 during the period. % is calculated as Quantity/Base number*100

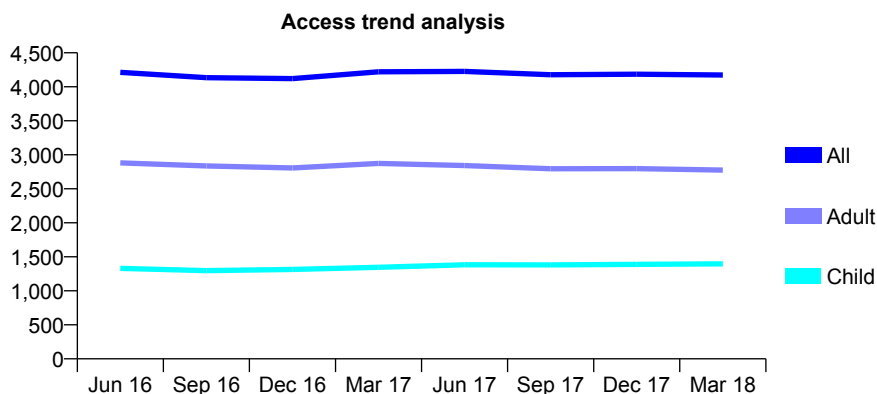
Q63 - Vital Signs At a Glance Contract Report for 330191/0001 - March 2018

Name or company name	MR ID HENNING
Contract type name	GDS Contract
Purpose of contract	General
Contract start date	01/04/2006
Contract end date	

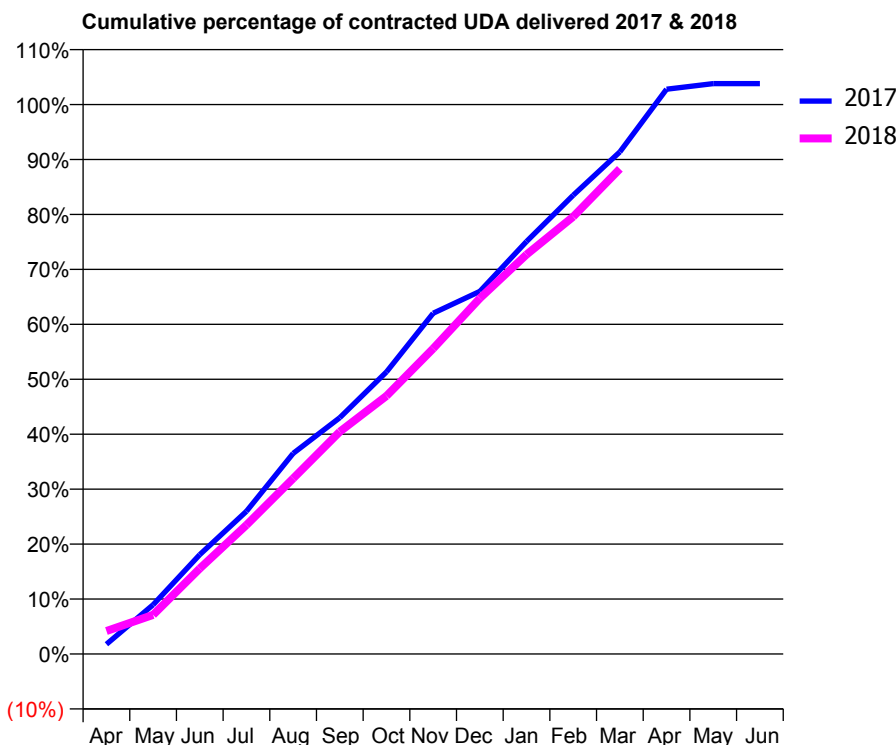
17/18 Contracted general activity (UDA)	8,428
Carry forward general activity (UDA)	-169
17/18 Contracted orthodontic activity (UOA)	0
Carry forward orthodontic activity (UOA)	0
Baseline contract value	£201,413.78

ACCESS*

Patients seen in 24 months	Total	Change since previous quarter
Quarter ending March 2017	4,221	
Quarter ending June 2017	4,226	→
Quarter ending September 2017	4,178	↓
Quarter ending December 2017	4,186	→
Quarter ending March 2018	4,173	→
Variance since March 2017	(1.1%)	↓



ACTIVITY



Month	Adjusted Scheduled Activity (UDA)	
	2017	2018
April	151	352
May	757	600
June	1,524	1,313
July	2,189	1,979
August	3,077	2,692
September	3,625	3,409
October	4,326	3,959
November	5,227	4,685
December	5,563	5,455
January	6,328	6,127
February	7,036	6,708
March	7,702	7,441
April	8,663	
May	8,748	
June	8,748	

QUALITY

	Quantity	Base Number	Contract	AT	Region	England
% of FP17s for the same patient ID Re-attending within 3 months - Children	72	1,633	4.4%	10.1%	11.5%	11.9%
% of FP17s for the same patient ID Re-attending within 3 months - Adults	157	2,485	6.3%	15.5%	16.8%	16.0%
% of FP17s for the same patient ID Re-attending between 3 & 9 months - Children	712	1,633	43.6%	48.4%	47.7%	58.3%
% of FP17s for the same patient ID Re-attending between 3 & 9 months - Adults	772	2,485	31.1%	38.1%	38.2%	50.3%
% of FP17s for Band 1 Urgent Courses	157	3,590	4.4%	10.1%	10.6%	9.1%
% of FP17s Relating to Free Repair or Replacements	19	3,590	0.5%	0.6%	0.6%	0.8%
% of FP17s Relating to Continuations	33	3,590	0.9%	0.9%	0.8%	1.0%
% of Patients satisfied with the dentistry they have received	3	3	N/A	90.1%	89.3%	91.5%
% of Patients satisfied with the time they had to wait for an appointment	3	3	N/A	86.9%	84.4%	87.9%

* This is based on patients treated on this contract for their most recent course of treatment. Figures in italics indicate the base number of FP17s or Patient Questionnaire responses are less than 100. N/A is shown where the base number of responses is less than 10 during the period. % is calculated as Quantity/Base number*100

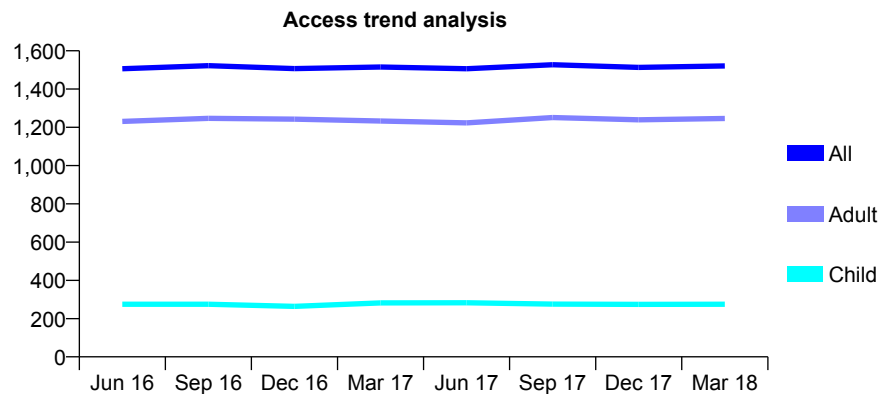
Q63 - Vital Signs At a Glance Contract Report for 330361/0001 - March 2018

Name or company name	MRS RH PATEL
Contract type name	GDS Contract
Purpose of contract	General
Contract start date	01/04/2006
Contract end date	

17/18 Contracted general activity (UDA)	4,100
Carry forward general activity (UDA)	-23
17/18 Contracted orthodontic activity (UOA)	0
Carry forward orthodontic activity (UOA)	0
Baseline contract value	£109,346.62

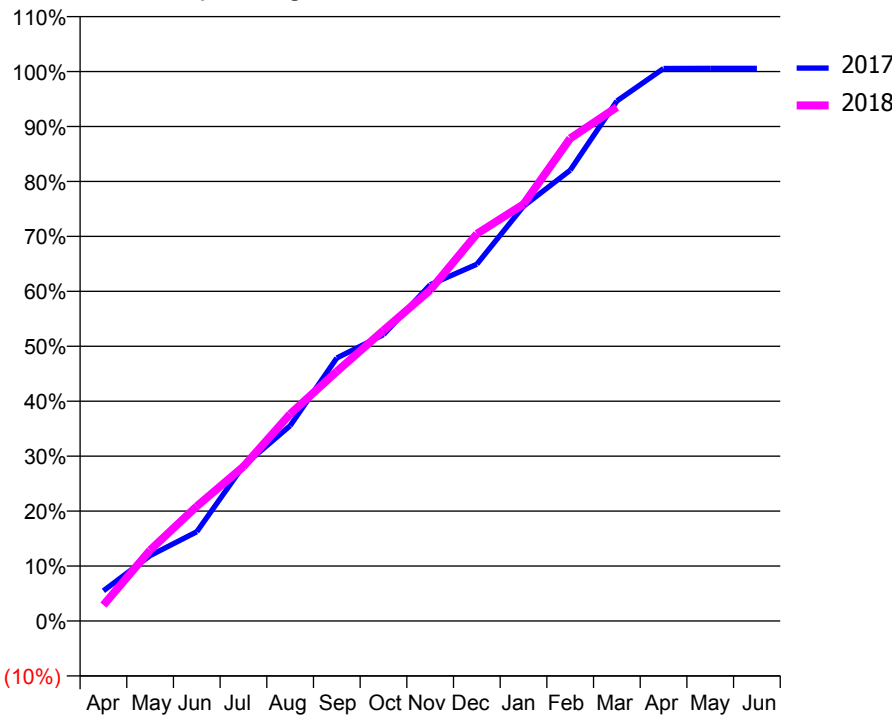
ACCESS*

Patients seen in 24 months	Total	Change since previous quarter
Quarter ending March 2017	1,515	
Quarter ending June 2017	1,506	→
Quarter ending September 2017	1,527	→
Quarter ending December 2017	1,513	→
Quarter ending March 2018	1,521	→
Variance since March 2017	0.4%	→



ACTIVITY

Cumulative percentage of contracted UDA delivered 2017 & 2018



Month	Adjusted Scheduled Activity (UDA)	
	2017	2018
April	225	119
May	488	529
June	666	857
July	1,159	1,153
August	1,457	1,545
September	1,963	1,862
October	2,136	2,168
November	2,509	2,469
December	2,662	2,889
January	3,095	3,110
February	3,363	3,601
March	3,880	3,834
April	4,122	
May	4,123	
June	4,123	

QUALITY

	Quantity	Base Number	Contract	AT	Region	England
% of FP17s for the same patient ID Re-attending within 3 months - Children	10	405	2.5%	10.1%	11.5%	11.9%
% of FP17s for the same patient ID Re-attending within 3 months - Adults	108	1,636	6.6%	15.5%	16.8%	16.0%
% of FP17s for the same patient ID Re-attending between 3 & 9 months - Children	265	405	65.4%	48.4%	47.7%	58.3%
% of FP17s for the same patient ID Re-attending between 3 & 9 months - Adults	1,008	1,636	61.6%	38.1%	38.2%	50.3%
% of FP17s for Band 1 Urgent Courses	131	1,949	6.7%	10.1%	10.6%	9.1%
% of FP17s Relating to Free Repair or Replacements	0	1,949	0.0%	0.6%	0.6%	0.8%
% of FP17s Relating to Continuations	0	1,949	0.0%	0.9%	0.8%	1.0%
% of Patients satisfied with the dentistry they have received	1	1	N/A	90.1%	89.3%	91.5%
% of Patients satisfied with the time they had to wait for an appointment	1	1	N/A	86.9%	84.4%	87.9%

* This is based on patients treated on this contract for their most recent course of treatment. Figures in italics indicate the base number of FP17s or Patient Questionnaire responses are less than 100. N/A is shown where the base number of responses is less than 10 during the period. % is calculated as Quantity/Base number*100

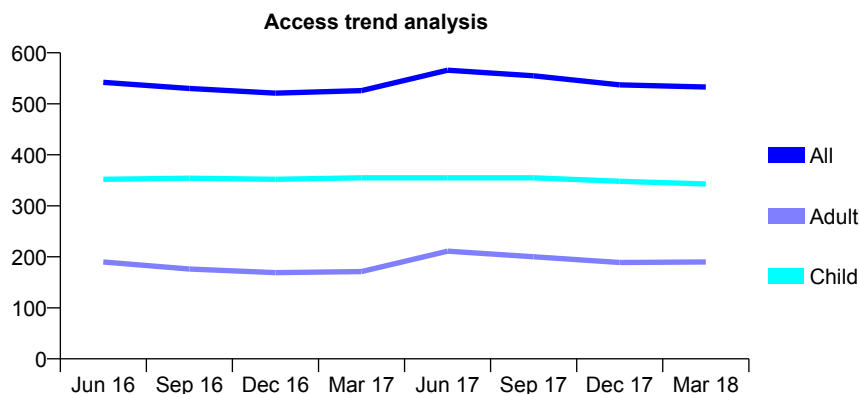
Q63 - Vital Signs At a Glance Contract Report for 331228/0001 - March 2018

Name or company name	MR S PATEL
Contract type name	GDS Contract
Purpose of contract	General
Contract start date	01/04/2006
Contract end date	

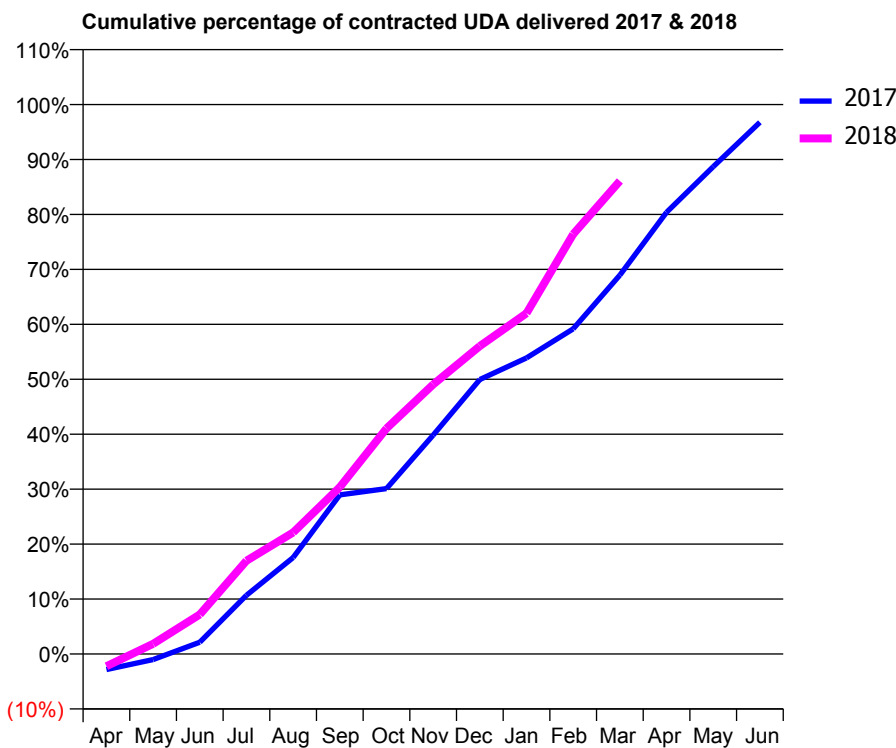
17/18 Contracted general activity (UDA)	1,155
Carry forward general activity (UDA)	37
17/18 Contracted orthodontic activity (UOA)	0
Carry forward orthodontic activity (UOA)	0
Baseline contract value	£29,585.83

ACCESS*

Patients seen in 24 months	Total	Change since previous quarter
Quarter ending March 2017	526	
Quarter ending June 2017	566	↑
Quarter ending September 2017	555	↓
Quarter ending December 2017	537	↓
Quarter ending March 2018	533	→
Variance since March 2017	1.3%	→



ACTIVITY



Month	Adjusted Scheduled Activity (UDA)	
	2017	2018
April	-33	-26
May	-12	21
June	25	83
July	123	196
August	203	255
September	335	351
October	348	474
November	460	567
December	577	647
January	622	716
February	684	883
March	796	994
April	928	
May	1,024	
June	1,118	

QUALITY

	Quantity	Base Number	Contract	AT	Region	England
% of FP17s for the same patient ID Re-attending within 3 months - Children	30	456	6.6%	10.1%	11.5%	11.9%
% of FP17s for the same patient ID Re-attending within 3 months - Adults	32	209	15.3%	15.5%	16.8%	16.0%
% of FP17s for the same patient ID Re-attending between 3 & 9 months - Children	227	456	49.8%	48.4%	47.7%	58.3%
% of FP17s for the same patient ID Re-attending between 3 & 9 months - Adults	51	209	24.4%	38.1%	38.2%	50.3%
% of FP17s for Band 1 Urgent Courses	42	540	7.8%	10.1%	10.6%	9.1%
% of FP17s Relating to Free Repair or Replacements	0	540	0.0%	0.6%	0.6%	0.8%
% of FP17s Relating to Continuations	6	540	1.1%	0.9%	0.8%	1.0%
% of Patients satisfied with the dentistry they have received	1	1	N/A	90.1%	89.3%	91.5%
% of Patients satisfied with the time they had to wait for an appointment	1	1	N/A	86.9%	84.4%	87.9%

* This is based on patients treated on this contract for their most recent course of treatment. Figures in italics indicate the base number of FP17s or Patient Questionnaire responses are less than 100. N/A is shown where the base number of responses is less than 10 during the period. % is calculated as Quantity/Base number*100

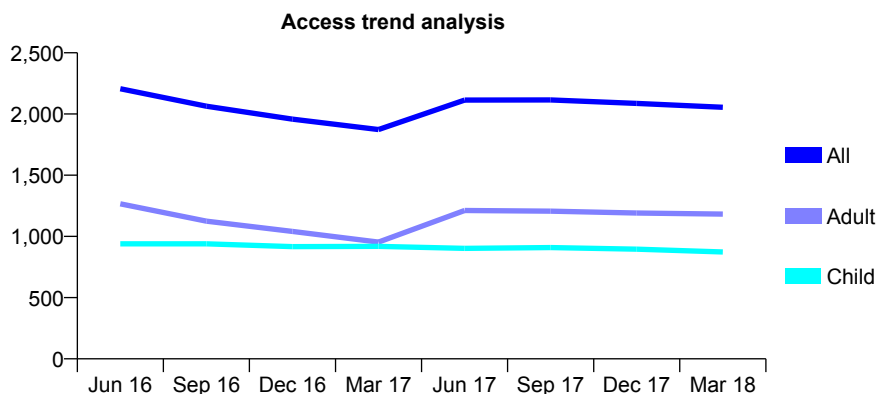
Q63 - Vital Signs At a Glance Contract Report for 331228/0002 - March 2018

Name or company name	MR S PATEL
Contract type name	GDS Contract
Purpose of contract	General
Contract start date	01/04/2006
Contract end date	

17/18 Contracted general activity (UDA)	5,250
Carry forward general activity (UDA)	158
17/18 Contracted orthodontic activity (UOA)	0
Carry forward orthodontic activity (UOA)	0
Baseline contract value	£124,412.65

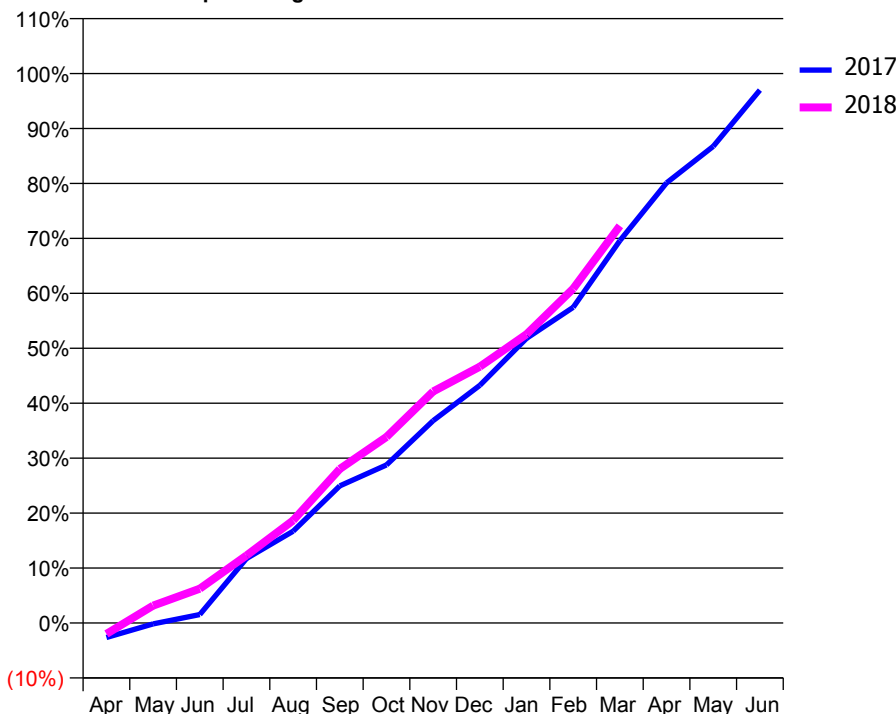
ACCESS*

Patients seen in 24 months	Total	Change since previous quarter
Quarter ending March 2017	1,873	
Quarter ending June 2017	2,114	↑
Quarter ending September 2017	2,115	→
Quarter ending December 2017	2,087	↓
Quarter ending March 2018	2,055	↓
Variance since March 2017	9.7%	↑



ACTIVITY

Cumulative percentage of contracted UDA delivered 2017 & 2018



Month	Adjusted Scheduled Activity (UDA)	
	2017	2018
April	-140	-106
May	-9	166
June	81	328
July	616	645
August	877	980
September	1,310	1,472
October	1,510	1,778
November	1,933	2,212
December	2,271	2,450
January	2,719	2,758
February	3,016	3,194
March	3,653	3,795
April	4,205	
May	4,554	
June	5,092	

QUALITY

	Quantity	Base Number	Contract	AT	Region	England
% of FP17s for the same patient ID Re-attending within 3 months - Children	95	1,187	8.0%	10.1%	11.5%	11.9%
% of FP17s for the same patient ID Re-attending within 3 months - Adults	138	1,334	10.3%	15.5%	16.8%	16.0%
% of FP17s for the same patient ID Re-attending between 3 & 9 months - Children	598	1,187	50.4%	48.4%	47.7%	58.3%
% of FP17s for the same patient ID Re-attending between 3 & 9 months - Adults	372	1,334	27.9%	38.1%	38.2%	50.3%
% of FP17s for Band 1 Urgent Courses	161	1,761	9.1%	10.1%	10.6%	9.1%
% of FP17s Relating to Free Repair or Replacements	4	1,761	0.2%	0.6%	0.6%	0.8%
% of FP17s Relating to Continuations	3	1,761	0.2%	0.9%	0.8%	1.0%
% of Patients satisfied with the dentistry they have received	2	2	N/A	90.1%	89.3%	91.5%
% of Patients satisfied with the time they had to wait for an appointment	2	2	N/A	86.9%	84.4%	87.9%

* This is based on patients treated on this contract for their most recent course of treatment. Figures in italics indicate the base number of FP17s or Patient Questionnaire responses are less than 100. N/A is shown where the base number of responses is less than 10 during the period. % is calculated as Quantity/Base number*100

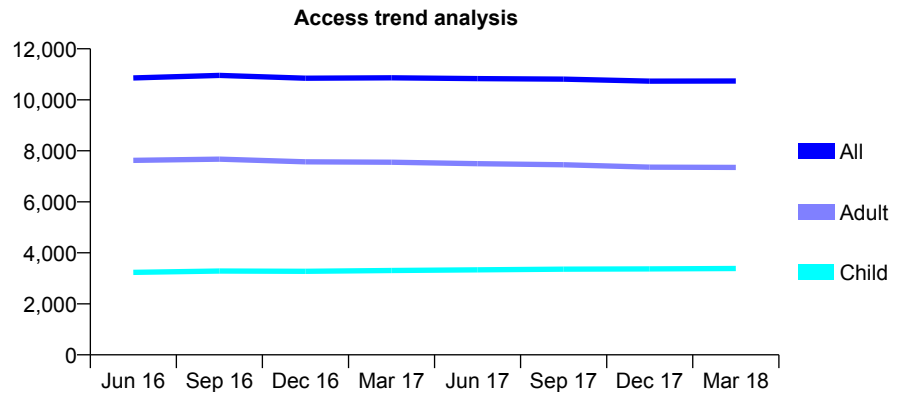
Q63 - Vital Signs At a Glance Contract Report for 331732/0001 - March 2018

Name or company name	MR M HATIMI
Contract type name	GDS Contract
Purpose of contract	General
Contract start date	01/04/2006
Contract end date	

17/18 Contracted general activity (UDA)	30,000
Carry forward general activity (UDA)	402
17/18 Contracted orthodontic activity (UOA)	0
Carry forward orthodontic activity (UOA)	0
Baseline contract value	£824,894.22

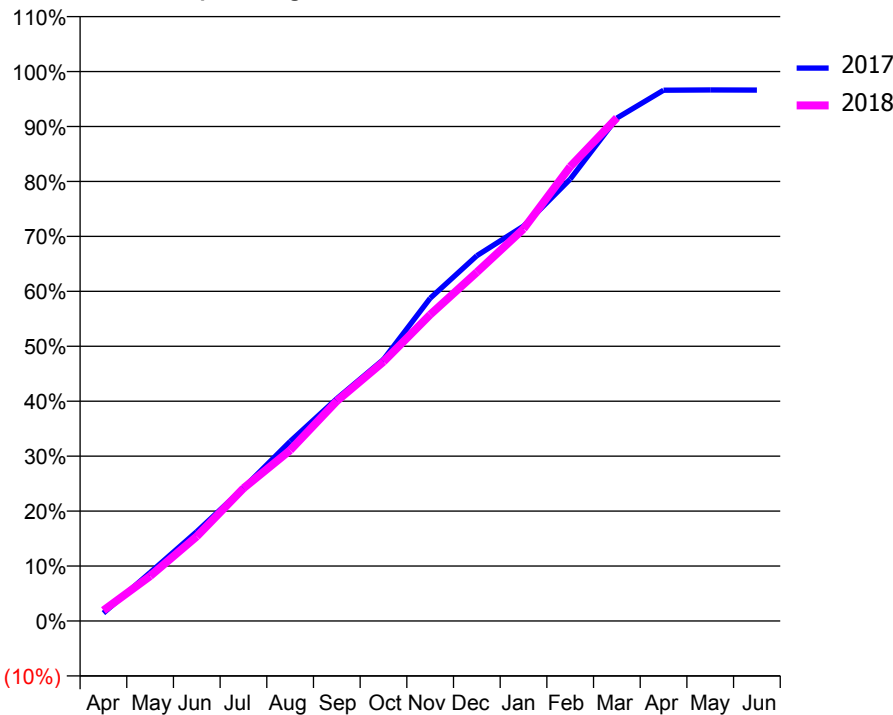
ACCESS*

Patients seen in 24 months	Total	Change since previous quarter
Quarter ending March 2017	10,863	
Quarter ending June 2017	10,830	→
Quarter ending September 2017	10,813	→
Quarter ending December 2017	10,733	→
Quarter ending March 2018	10,735	→
Variance since March 2017	(1.2%)	↓



ACTIVITY

Cumulative percentage of contracted UDA delivered 2017 & 2018



Month	Adjusted Scheduled Activity (UDA)	
	2017	2018
April	431	582
May	2,644	2,451
June	4,885	4,621
July	7,262	7,247
August	9,804	9,321
September	12,138	12,007
October	14,278	14,153
November	17,622	16,725
December	19,946	19,043
January	21,560	21,406
February	24,120	24,807
March	27,454	27,468
April	28,981	
May	28,992	
June	28,988	

QUALITY

	Quantity	Base Number	Contract	AT	Region	England
% of FP17s for the same patient ID Re-attending within 3 months - Children	337	4,240	7.9%	10.1%	11.5%	11.9%
% of FP17s for the same patient ID Re-attending within 3 months - Adults	1,331	7,837	17.0%	15.5%	16.8%	16.0%
% of FP17s for the same patient ID Re-attending between 3 & 9 months - Children	1,957	4,240	46.2%	48.4%	47.7%	58.3%
% of FP17s for the same patient ID Re-attending between 3 & 9 months - Adults	2,629	7,837	33.5%	38.1%	38.2%	50.3%
% of FP17s for Band 1 Urgent Courses	1,879	11,571	16.2%	10.1%	10.6%	9.1%
% of FP17s Relating to Free Repair or Replacements	41	11,571	0.4%	0.6%	0.6%	0.8%
% of FP17s Relating to Continuations	23	11,571	0.2%	0.9%	0.8%	1.0%
% of Patients satisfied with the dentistry they have received	3	5	N/A	90.1%	89.3%	91.5%
% of Patients satisfied with the time they had to wait for an appointment	4	5	N/A	86.9%	84.4%	87.9%

* This is based on patients treated on this contract for their most recent course of treatment. Figures in italics indicate the base number of FP17s or Patient Questionnaire responses are less than 100. N/A is shown where the base number of responses is less than 10 during the period. % is calculated as Quantity/Base number*100

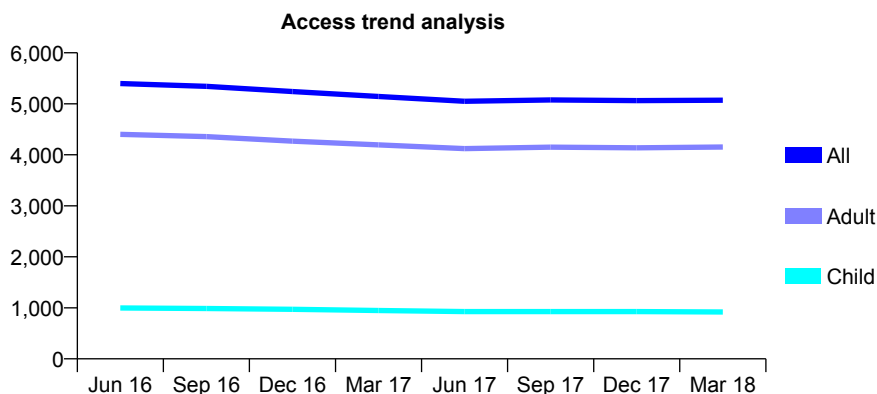
Q63 - Vital Signs At a Glance Contract Report for 332577/0001 - March 2018

Name or company name	MRS P DJAN
Contract type name	GDS Contract
Purpose of contract	General
Contract start date	01/04/2006
Contract end date	

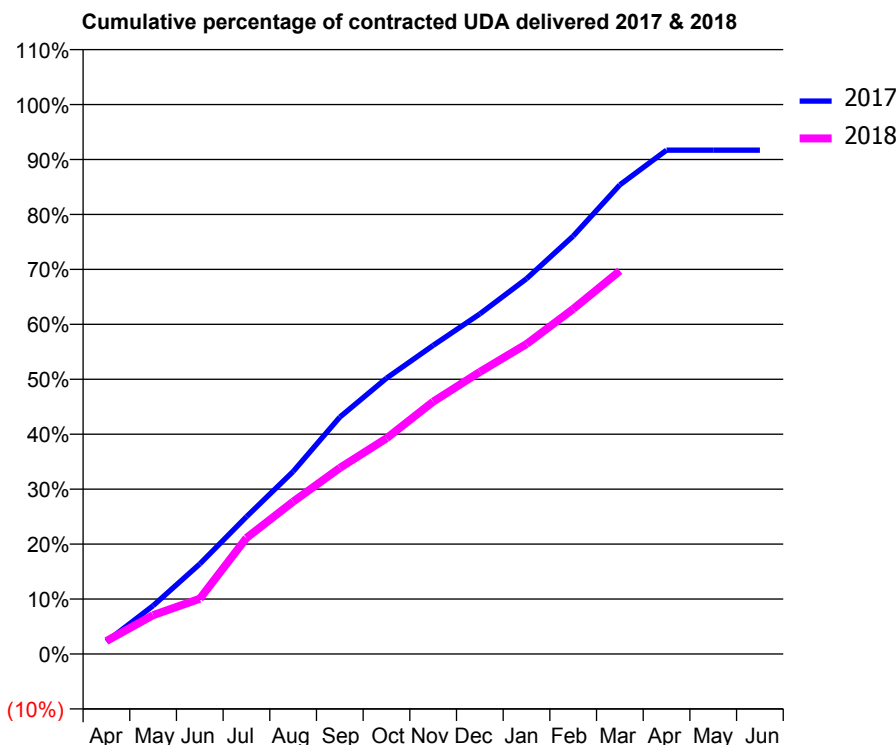
17/18 Contracted general activity (UDA)	21,167
Carry forward general activity (UDA)	0
17/18 Contracted orthodontic activity (UOA)	0
Carry forward orthodontic activity (UOA)	0
Baseline contract value	£739,186.47

ACCESS*

Patients seen in 24 months	Total	Change since previous quarter
Quarter ending March 2017	5,143	
Quarter ending June 2017	5,050	↓
Quarter ending September 2017	5,076	→
Quarter ending December 2017	5,064	→
Quarter ending March 2018	5,070	→
Variance since March 2017	(1.4%)	↓



ACTIVITY



Month	Adjusted Scheduled Activity (UDA)	
	2017	2018
April	479	501
May	1,861	1,498
June	3,469	2,131
July	5,286	4,470
August	7,031	5,868
September	9,125	7,167
October	10,627	8,309
November	11,890	9,719
December	13,100	10,866
January	14,458	11,938
February	16,102	13,293
March	18,075	14,758
April	19,410	
May	19,410	
June	19,410	

QUALITY

	Quantity	Base Number	Contract	AT	Region	England
% of FP17s for the same patient ID Re-attending within 3 months - Children	85	1,235	6.9%	10.1%	11.5%	11.9%
% of FP17s for the same patient ID Re-attending within 3 months - Adults	979	5,564	17.6%	15.5%	16.8%	16.0%
% of FP17s for the same patient ID Re-attending between 3 & 9 months - Children	659	1,235	53.4%	48.4%	47.7%	58.3%
% of FP17s for the same patient ID Re-attending between 3 & 9 months - Adults	2,682	5,564	48.2%	38.1%	38.2%	50.3%
% of FP17s for Band 1 Urgent Courses	765	6,445	11.9%	10.1%	10.6%	9.1%
% of FP17s Relating to Free Repair or Replacements	110	6,445	1.7%	0.6%	0.6%	0.8%
% of FP17s Relating to Continuations	3	6,445	0.0%	0.9%	0.8%	1.0%
% of Patients satisfied with the dentistry they have received	4	5	N/A	90.1%	89.3%	91.5%
% of Patients satisfied with the time they had to wait for an appointment	3	5	N/A	86.9%	84.4%	87.9%

* This is based on patients treated on this contract for their most recent course of treatment. Figures in italics indicate the base number of FP17s or Patient Questionnaire responses are less than 100. N/A is shown where the base number of responses is less than 10 during the period. % is calculated as Quantity/Base number*100

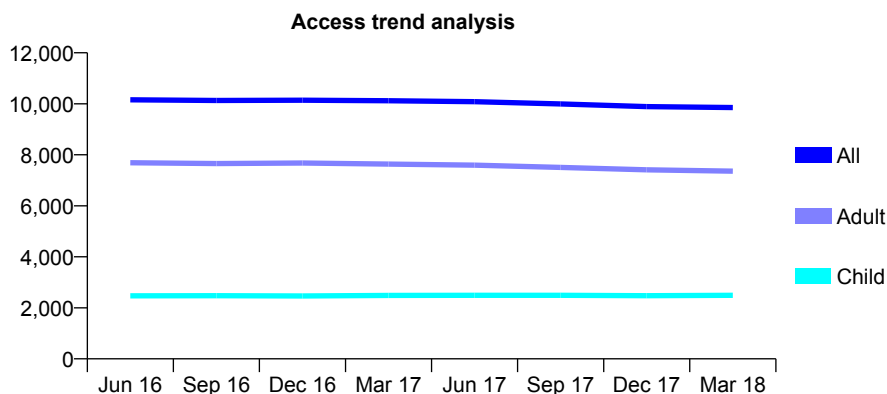
Q63 - Vital Signs At a Glance Contract Report for 333182/0001 - March 2018

Name or company name	MR K TSE
Contract type name	GDS Contract
Purpose of contract	General
Contract start date	01/04/2006
Contract end date	

17/18 Contracted general activity (UDA)	26,383
Carry forward general activity (UDA)	-259
17/18 Contracted orthodontic activity (UOA)	0
Carry forward orthodontic activity (UOA)	0
Baseline contract value	£696,353.76

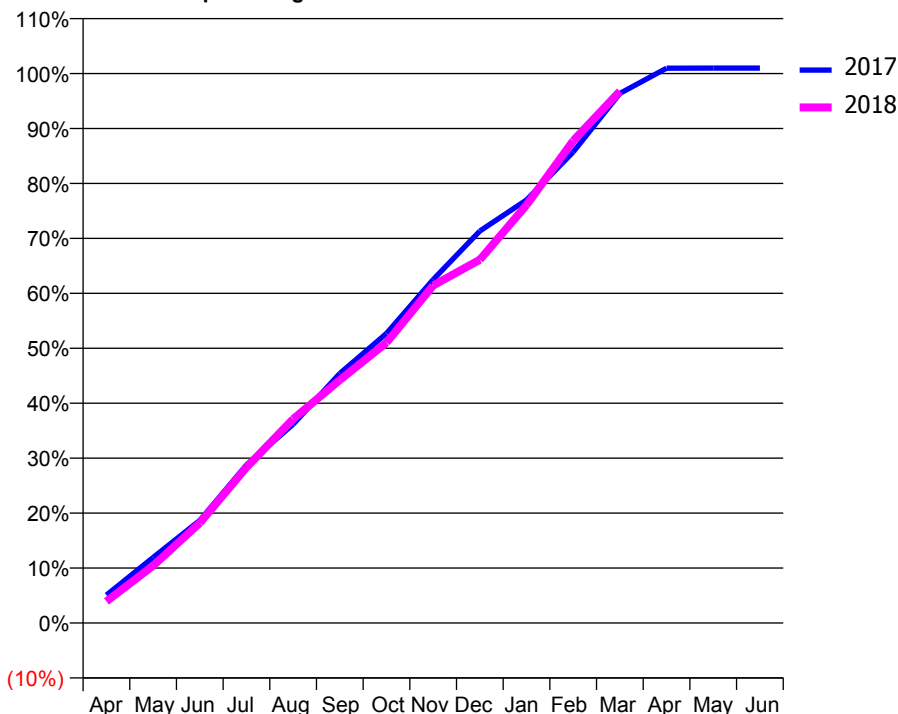
ACCESS*

Patients seen in 24 months	Total	Change since previous quarter
Quarter ending March 2017	10,121	
Quarter ending June 2017	10,084	→
Quarter ending September 2017	9,995	→
Quarter ending December 2017	9,888	↓
Quarter ending March 2018	9,853	→
Variance since March 2017	(2.6%)	↓



ACTIVITY

Cumulative percentage of contracted UDA delivered 2017 & 2018



Month	Adjusted Scheduled Activity (UDA)	
	2017	2018
April	1,338	1,043
May	3,147	2,747
June	4,926	4,808
July	7,590	7,473
August	9,541	9,795
September	11,979	11,670
October	13,904	13,461
November	16,488	16,210
December	18,819	17,440
January	20,312	20,066
February	22,615	23,156
March	25,429	25,531
April	26,639	
May	26,644	
June	26,642	

QUALITY

	Quantity	Base Number	Contract	AT	Region	England
% of FP17s for the same patient ID Re-attending within 3 months - Children	277	4,093	6.8%	10.1%	11.5%	11.9%
% of FP17s for the same patient ID Re-attending within 3 months - Adults	1,156	10,304	11.2%	15.5%	16.8%	16.0%
% of FP17s for the same patient ID Re-attending between 3 & 9 months - Children	2,899	4,093	70.8%	48.4%	47.7%	58.3%
% of FP17s for the same patient ID Re-attending between 3 & 9 months - Adults	5,868	10,304	56.9%	38.1%	38.2%	50.3%
% of FP17s for Band 1 Urgent Courses	561	13,737	4.1%	10.1%	10.6%	9.1%
% of FP17s Relating to Free Repair or Replacements	118	13,737	0.9%	0.6%	0.6%	0.8%
% of FP17s Relating to Continuations	104	13,737	0.8%	0.9%	0.8%	1.0%
% of Patients satisfied with the dentistry they have received	4	4	N/A	90.1%	89.3%	91.5%
% of Patients satisfied with the time they had to wait for an appointment	4	4	N/A	86.9%	84.4%	87.9%

* This is based on patients treated on this contract for their most recent course of treatment. Figures in italics indicate the base number of FP17s or Patient Questionnaire responses are less than 100. N/A is shown where the base number of responses is less than 10 during the period. % is calculated as Quantity/Base number*100

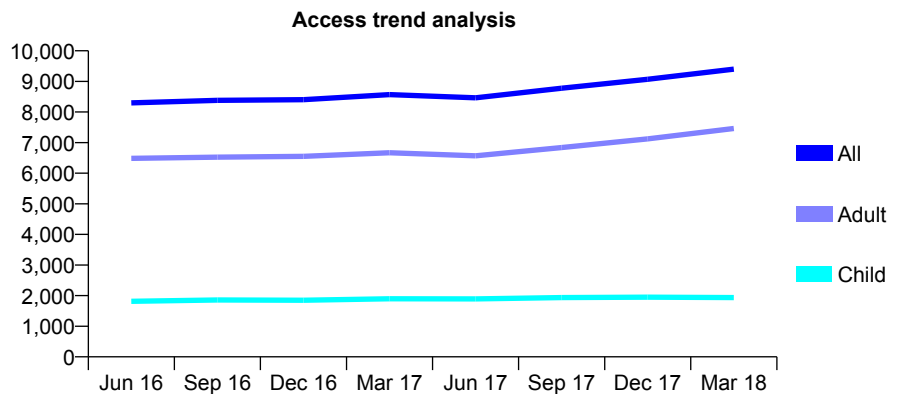
Q63 - Vital Signs At a Glance Contract Report for 334626/0001 - March 2018

Name or company name	MR KS CHANDRAN
Contract type name	GDS Contract
Purpose of contract	General
Contract start date	01/04/2009
Contract end date	

17/18 Contracted general activity (UDA)	29,500
Carry forward general activity (UDA)	935
17/18 Contracted orthodontic activity (UOA)	0
Carry forward orthodontic activity (UOA)	0
Baseline contract value	£858,607.23

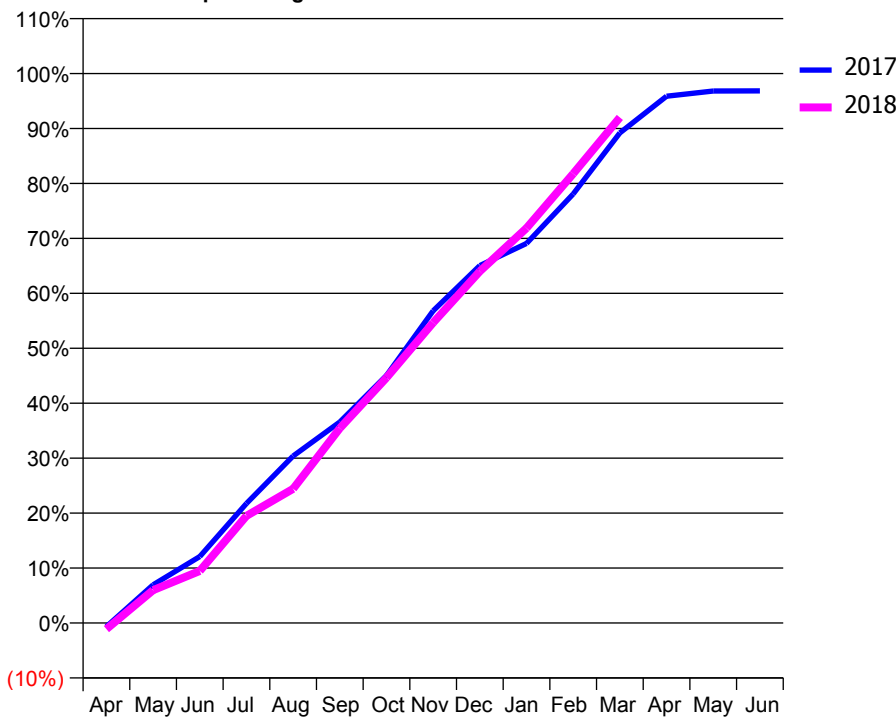
ACCESS*

Patients seen in 24 months	Total	Change since previous quarter
Quarter ending March 2017	8,567	
Quarter ending June 2017	8,463	↓
Quarter ending September 2017	8,776	↑
Quarter ending December 2017	9,070	↑
Quarter ending March 2018	9,400	↑
Variance since March 2017	9.7%	↑



ACTIVITY

Cumulative percentage of contracted UDA delivered 2017 & 2018



Month	Adjusted Scheduled Activity (UDA)	
	2017	2018
April	-197	-334
May	2,053	1,768
June	3,569	2,794
July	6,418	5,752
August	8,969	7,203
September	10,792	10,457
October	13,288	13,168
November	16,765	16,125
December	19,188	18,878
January	20,376	21,199
February	23,037	24,118
March	26,314	27,141
April	28,279	
May	28,562	
June	28,565	

QUALITY

	Quantity	Base Number	Contract	AT	Region	England
% of FP17s for the same patient ID Re-attending within 3 months - Children	187	2,203	8.5%	10.1%	11.5%	11.9%
% of FP17s for the same patient ID Re-attending within 3 months - Adults	1,083	7,328	14.8%	15.5%	16.8%	16.0%
% of FP17s for the same patient ID Re-attending between 3 & 9 months - Children	893	2,203	40.5%	48.4%	47.7%	58.3%
% of FP17s for the same patient ID Re-attending between 3 & 9 months - Adults	2,009	7,328	27.4%	38.1%	38.2%	50.3%
% of FP17s for Band 1 Urgent Courses	1,248	8,930	14.0%	10.1%	10.6%	9.1%
% of FP17s Relating to Free Repair or Replacements	92	8,930	1.0%	0.6%	0.6%	0.8%
% of FP17s Relating to Continuations	38	8,930	0.4%	0.9%	0.8%	1.0%
% of Patients satisfied with the dentistry they have received	9	9	N/A	90.1%	89.3%	91.5%
% of Patients satisfied with the time they had to wait for an appointment	8	9	N/A	86.9%	84.4%	87.9%

* This is based on patients treated on this contract for their most recent course of treatment. Figures in italics indicate the base number of FP17s or Patient Questionnaire responses are less than 100. N/A is shown where the base number of responses is less than 10 during the period. % is calculated as Quantity/Base number*100

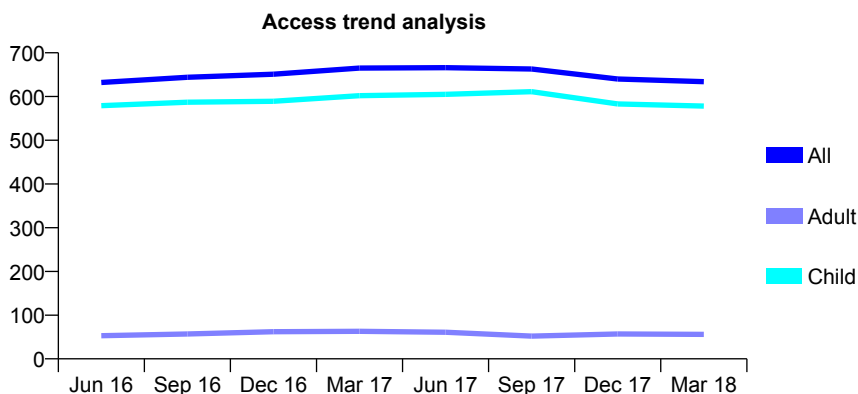
Q63 - Vital Signs At a Glance Contract Report for 335223/0001 - March 2018

Name or company name	MISS LJ LYNCH
Contract type name	GDS Contract
Purpose of contract	General
Contract start date	01/04/2006
Contract end date	

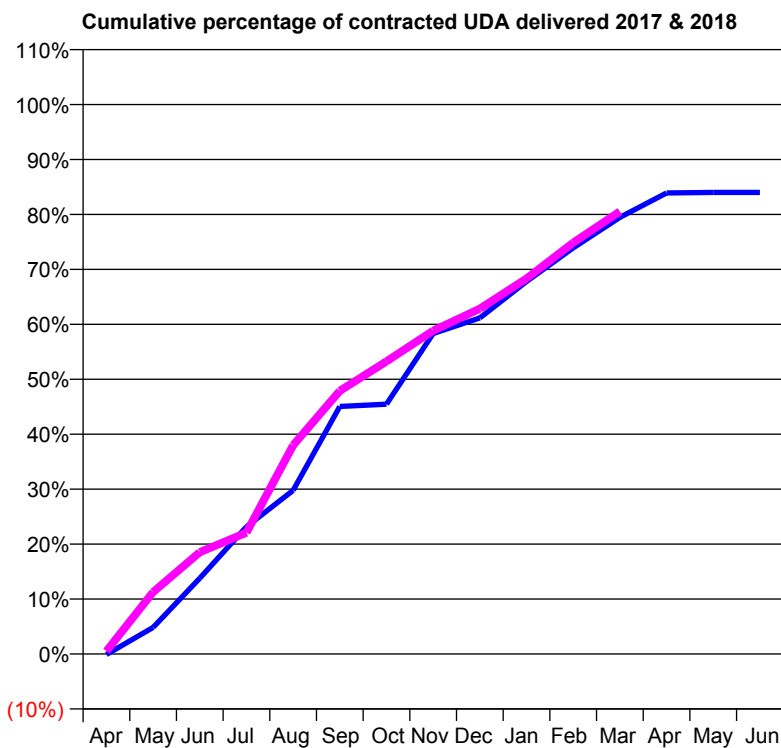
17/18 Contracted general activity (UDA)	950
Carry forward general activity (UDA)	0
17/18 Contracted orthodontic activity (UOA)	0
Carry forward orthodontic activity (UOA)	0
Baseline contract value	£21,210.54

ACCESS*

Patients seen in 24 months	Total	Change since previous quarter
Quarter ending March 2017	665	
Quarter ending June 2017	666	→
Quarter ending September 2017	663	→
Quarter ending December 2017	640	↓
Quarter ending March 2018	634	→
Variance since March 2017	(4.7%)	↓



ACTIVITY



Month	Adjusted Scheduled Activity (UDA)	
	2017	2018
April	-1	5
May	46	107
June	131	176
July	220	210
August	283	361
September	428	455
October	432	506
November	554	559
December	581	597
January	644	649
February	702	711
March	755	765
April	797	
May	798	
June	798	

QUALITY

	Quantity	Base Number	Contract	AT	Region	England
% of FP17s for the same patient ID Re-attending within 3 months - Children	20	553	3.6%	10.1%	11.5%	11.9%
% of FP17s for the same patient ID Re-attending within 3 months - Adults	2	18	11.1%	15.5%	16.8%	16.0%
% of FP17s for the same patient ID Re-attending between 3 & 9 months - Children	86	553	15.6%	48.4%	47.7%	58.3%
% of FP17s for the same patient ID Re-attending between 3 & 9 months - Adults	3	18	16.7%	38.1%	38.2%	50.3%
% of FP17s for Band 1 Urgent Courses	0	551	0.0%	10.1%	10.6%	9.1%
% of FP17s Relating to Free Repair or Replacements	0	551	0.0%	0.6%	0.6%	0.8%
% of FP17s Relating to Continuations	0	551	0.0%	0.9%	0.8%	1.0%
% of Patients satisfied with the dentistry they have received	0	0	N/A	90.1%	89.3%	91.5%
% of Patients satisfied with the time they had to wait for an appointment	0	0	N/A	86.9%	84.4%	87.9%

* This is based on patients treated on this contract for their most recent course of treatment. Figures in italics indicate the base number of FP17s or Patient Questionnaire responses are less than 100. N/A is shown where the base number of responses is less than 10 during the period. % is calculated as Quantity/Base number*100

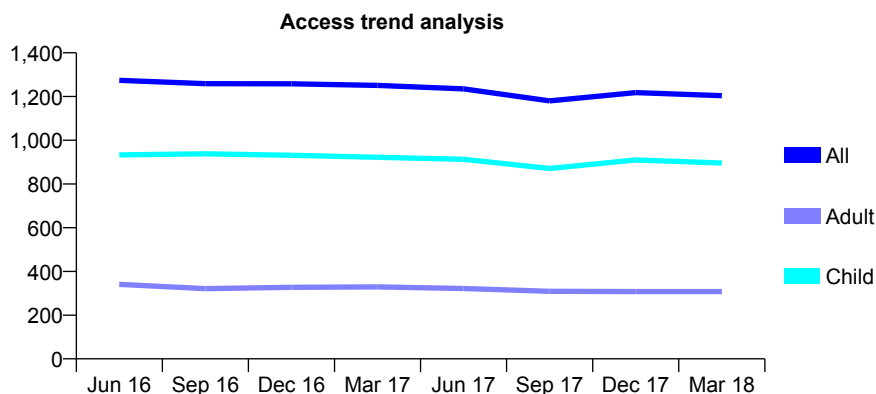
Q63 - Vital Signs At a Glance Contract Report for 335282/0001 - March 2018

Name or company name	MR SB PATEL
Contract type name	GDS Contract
Purpose of contract	General
Contract start date	01/06/2008
Contract end date	

17/18 Contracted general activity (UDA)	2,750
Carry forward general activity (UDA)	0
17/18 Contracted orthodontic activity (UOA)	0
Carry forward orthodontic activity (UOA)	0
Baseline contract value	£58,770.37

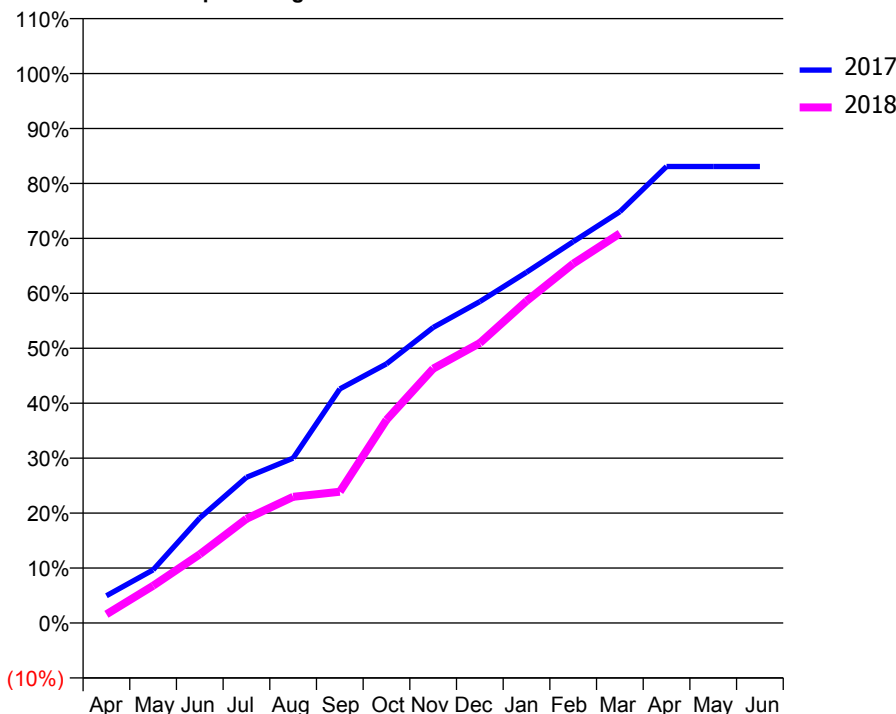
ACCESS*

Patients seen in 24 months	Total	Change since previous quarter
Quarter ending March 2017	1,251	
Quarter ending June 2017	1,235	↓
Quarter ending September 2017	1,180	↓
Quarter ending December 2017	1,218	↑
Quarter ending March 2018	1,204	↓
Variance since March 2017	(3.8%)	↓



ACTIVITY

Cumulative percentage of contracted UDA delivered 2017 & 2018



Month	Adjusted Scheduled Activity (UDA)	
	2017	2018
April	136	44
May	266	186
June	526	344
July	729	521
August	825	632
September	1,172	657
October	1,297	1,016
November	1,479	1,273
December	1,609	1,401
January	1,755	1,611
February	1,908	1,798
March	2,058	1,950
April	2,285	
May	2,285	
June	2,285	

QUALITY

	Quantity	Base Number	Contract	AT	Region	England
% of FP17s for the same patient ID Re-attending within 3 months - Children	76	1,396	5.4%	10.1%	11.5%	11.9%
% of FP17s for the same patient ID Re-attending within 3 months - Adults	32	254	12.6%	15.5%	16.8%	16.0%
% of FP17s for the same patient ID Re-attending between 3 & 9 months - Children	820	1,396	58.7%	48.4%	47.7%	58.3%
% of FP17s for the same patient ID Re-attending between 3 & 9 months - Adults	121	254	47.6%	38.1%	38.2%	50.3%
% of FP17s for Band 1 Urgent Courses	55	1,468	3.7%	10.1%	10.6%	9.1%
% of FP17s Relating to Free Repair or Replacements	1	1,468	0.1%	0.6%	0.6%	0.8%
% of FP17s Relating to Continuations	0	1,468	0.0%	0.9%	0.8%	1.0%
% of Patients satisfied with the dentistry they have received	0	0	N/A	90.1%	89.3%	91.5%
% of Patients satisfied with the time they had to wait for an appointment	0	0	N/A	86.9%	84.4%	87.9%

* This is based on patients treated on this contract for their most recent course of treatment. Figures in italics indicate the base number of FP17s or Patient Questionnaire responses are less than 100. N/A is shown where the base number of responses is less than 10 during the period. % is calculated as Quantity/Base number*100

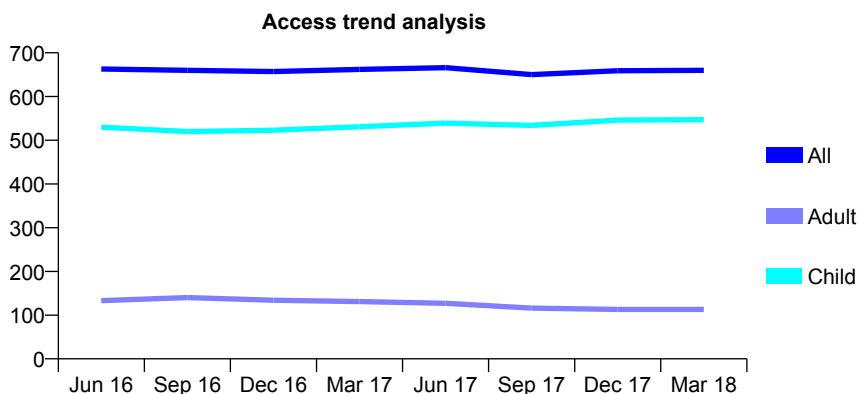
Q63 - Vital Signs At a Glance Contract Report for 336866/0001 - March 2018

Name or company name	MR MP O'BRIEN
Contract type name	GDS Contract
Purpose of contract	General
Contract start date	01/04/2006
Contract end date	

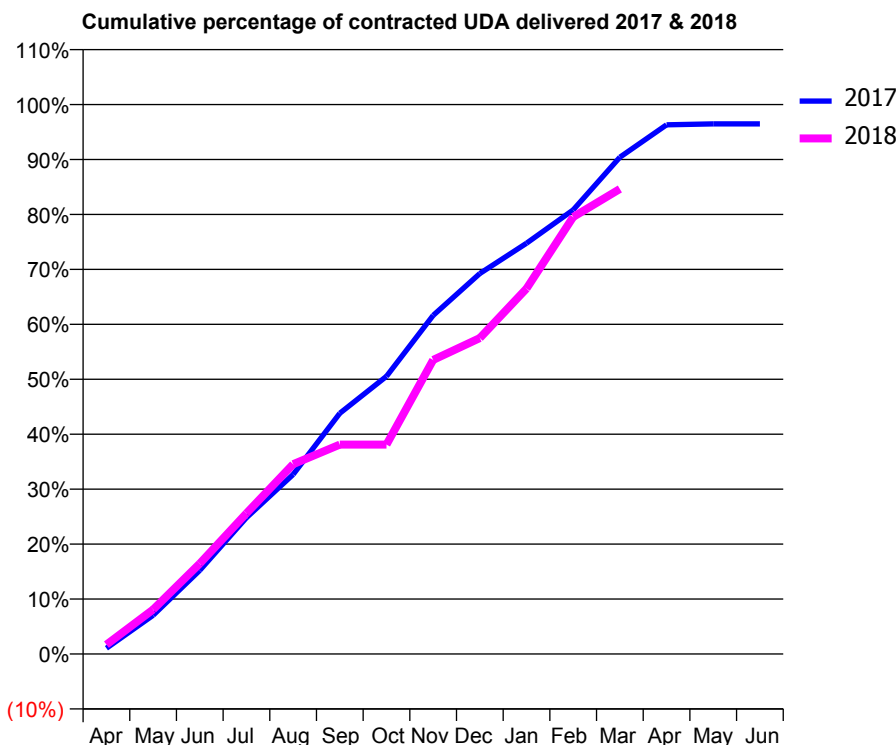
17/18 Contracted general activity (UDA)	1,235
Carry forward general activity (UDA)	44
17/18 Contracted orthodontic activity (UOA)	0
Carry forward orthodontic activity (UOA)	0
Baseline contract value	£27,073.74

ACCESS*

Patients seen in 24 months	Total	Change since previous quarter
Quarter ending March 2017	662	
Quarter ending June 2017	666	→
Quarter ending September 2017	650	↓
Quarter ending December 2017	659	→
Quarter ending March 2018	660	→
Variance since March 2017	(0.3%)	→



ACTIVITY



Month	Adjusted Scheduled Activity (UDA)	
	2017	2018
April	13	21
May	87	100
June	188	203
July	306	316
August	404	427
September	541	471
October	624	471
November	761	661
December	855	710
January	923	821
February	998	982
March	1,116	1,045
April	1,189	
May	1,191	
June	1,191	

QUALITY

	Quantity	Base Number	Contract	AT	Region	England
% of FP17s for the same patient ID Re-attending within 3 months - Children	45	930	4.8%	10.1%	11.5%	11.9%
% of FP17s for the same patient ID Re-attending within 3 months - Adults	5	83	6.0%	15.5%	16.8%	16.0%
% of FP17s for the same patient ID Re-attending between 3 & 9 months - Children	673	930	72.4%	48.4%	47.7%	58.3%
% of FP17s for the same patient ID Re-attending between 3 & 9 months - Adults	46	83	55.4%	38.1%	38.2%	50.3%
% of FP17s for Band 1 Urgent Courses	6	948	0.6%	10.1%	10.6%	9.1%
% of FP17s Relating to Free Repair or Replacements	0	948	0.0%	0.6%	0.6%	0.8%
% of FP17s Relating to Continuations	0	948	0.0%	0.9%	0.8%	1.0%
% of Patients satisfied with the dentistry they have received	0	0	N/A	90.1%	89.3%	91.5%
% of Patients satisfied with the time they had to wait for an appointment	0	0	N/A	86.9%	84.4%	87.9%

* This is based on patients treated on this contract for their most recent course of treatment. Figures in italics indicate the base number of FP17s or Patient Questionnaire responses are less than 100. N/A is shown where the base number of responses is less than 10 during the period. % is calculated as Quantity/Base number*100

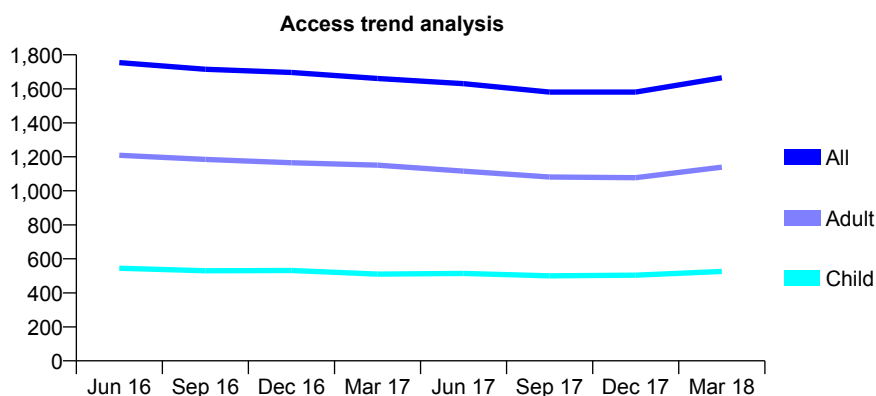
Q63 - Vital Signs At a Glance Contract Report for 337137/0001 - March 2018

Name or company name	MR G TSOLAKIDES
Contract type name	GDS Contract
Purpose of contract	General
Contract start date	01/04/2006
Contract end date	

17/18 Contracted general activity (UDA)	5,119
Carry forward general activity (UDA)	0
17/18 Contracted orthodontic activity (UOA)	0
Carry forward orthodontic activity (UOA)	0
Baseline contract value	£137,998.75

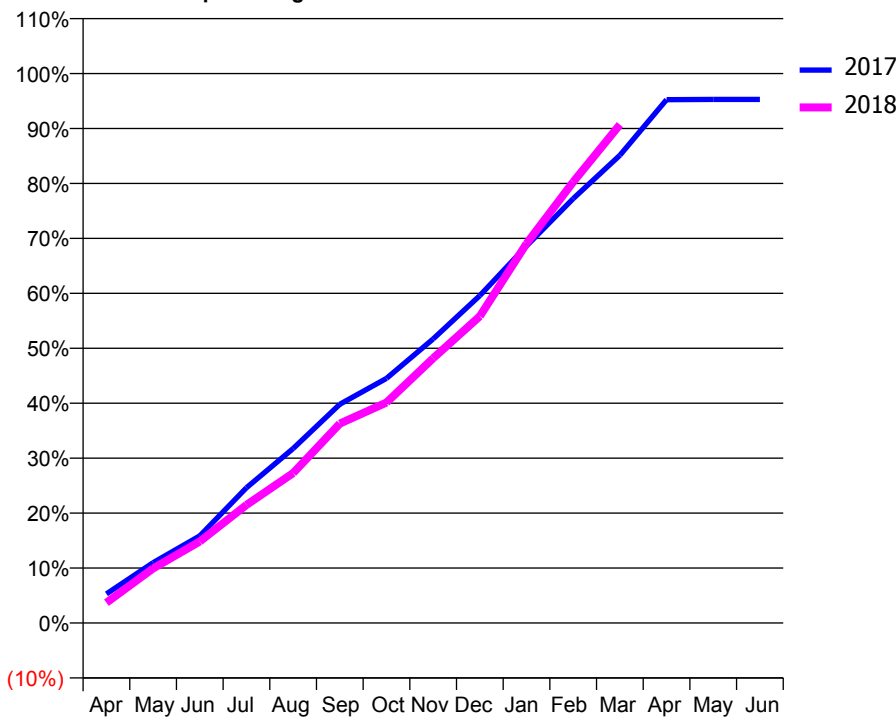
ACCESS*

Patients seen in 24 months	Total	Change since previous quarter
Quarter ending March 2017	1,661	
Quarter ending June 2017	1,630	↓
Quarter ending September 2017	1,581	↓
Quarter ending December 2017	1,581	→
Quarter ending March 2018	1,665	↑
Variance since March 2017	0.2%	→



ACTIVITY

Cumulative percentage of contracted UDA delivered 2017 & 2018



Month	Adjusted Scheduled Activity (UDA)	
	2017	2018
April	272	190
May	562	509
June	811	760
July	1,260	1,101
August	1,625	1,397
September	2,038	1,857
October	2,279	2,054
November	2,647	2,466
December	3,050	2,858
January	3,512	3,535
February	3,954	4,109
March	4,357	4,642
April	4,875	
May	4,878	
June	4,878	

QUALITY

	Quantity	Base Number	Contract	AT	Region	England
% of FP17s for the same patient ID Re-attending within 3 months - Children	33	752	4.4%	10.1%	11.5%	11.9%
% of FP17s for the same patient ID Re-attending within 3 months - Adults	150	1,249	12.0%	15.5%	16.8%	16.0%
% of FP17s for the same patient ID Re-attending between 3 & 9 months - Children	406	752	54.0%	48.4%	47.7%	58.3%
% of FP17s for the same patient ID Re-attending between 3 & 9 months - Adults	435	1,249	34.8%	38.1%	38.2%	50.3%
% of FP17s for Band 1 Urgent Courses	151	1,897	8.0%	10.1%	10.6%	9.1%
% of FP17s Relating to Free Repair or Replacements	0	1,897	0.0%	0.6%	0.6%	0.8%
% of FP17s Relating to Continuations	0	1,897	0.0%	0.9%	0.8%	1.0%
% of Patients satisfied with the dentistry they have received	1	1	N/A	90.1%	89.3%	91.5%
% of Patients satisfied with the time they had to wait for an appointment	0	1	N/A	86.9%	84.4%	87.9%

* This is based on patients treated on this contract for their most recent course of treatment. Figures in italics indicate the base number of FP17s or Patient Questionnaire responses are less than 100. N/A is shown where the base number of responses is less than 10 during the period. % is calculated as Quantity/Base number*100

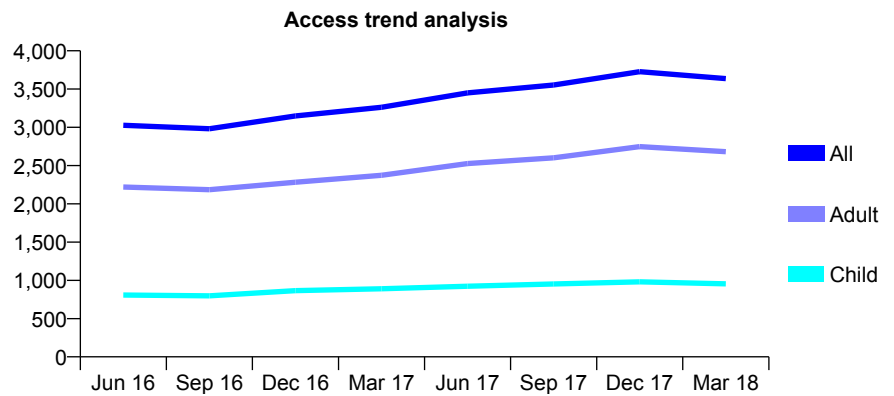
Q63 - Vital Signs At a Glance Contract Report for 337765/0002 - March 2018

Name or company name	MR SI YOUNG
Contract type name	GDS Contract
Purpose of contract	General
Contract start date	01/04/2006
Contract end date	

17/18 Contracted general activity (UDA)	10,500
Carry forward general activity (UDA)	-162
17/18 Contracted orthodontic activity (UOA)	0
Carry forward orthodontic activity (UOA)	0
Baseline contract value	£262,106.11

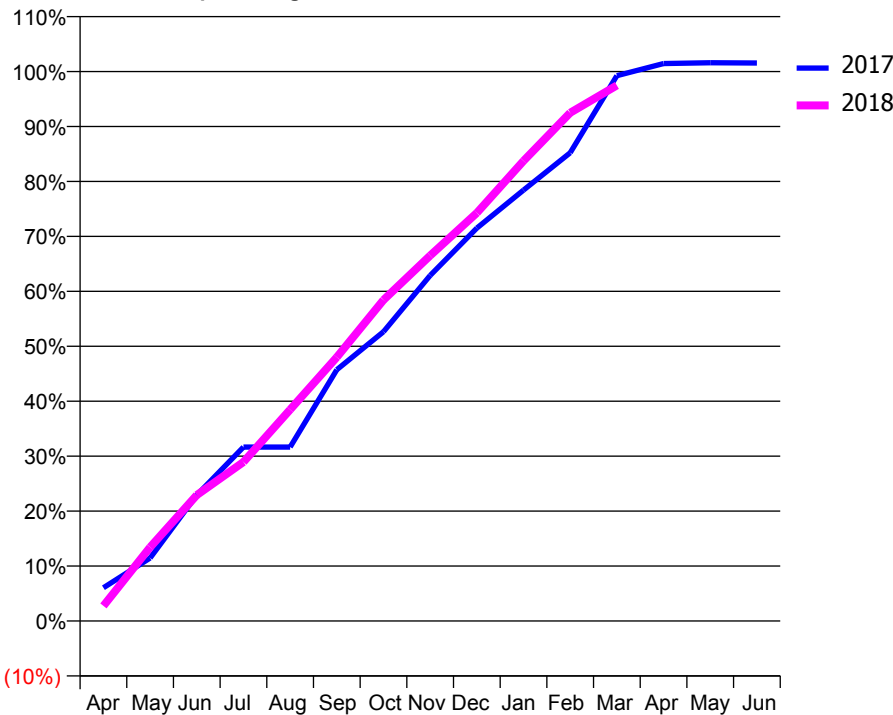
ACCESS*

Patients seen in 24 months	Total	Change since previous quarter
Quarter ending March 2017	3,262	
Quarter ending June 2017	3,450	↑
Quarter ending September 2017	3,553	↑
Quarter ending December 2017	3,728	↑
Quarter ending March 2018	3,636	↓
Variance since March 2017	11.5%	↑



ACTIVITY

Cumulative percentage of contracted UDA delivered 2017 & 2018



Month	Adjusted Scheduled Activity (UDA)	
	2017	2018
April	637	290
May	1,204	1,410
June	2,407	2,407
July	3,323	3,038
August	3,323	4,041
September	4,801	5,042
October	5,528	6,135
November	6,603	6,982
December	7,508	7,798
January	8,233	8,792
February	8,947	9,713
March	10,421	10,233
April	10,653	
May	10,666	
June	10,662	

QUALITY

	Quantity	Base Number	Contract	AT	Region	England
% of FP17s for the same patient ID Re-attending within 3 months - Children	76	1,145	6.6%	10.1%	11.5%	11.9%
% of FP17s for the same patient ID Re-attending within 3 months - Adults	515	2,978	17.3%	15.5%	16.8%	16.0%
% of FP17s for the same patient ID Re-attending between 3 & 9 months - Children	521	1,145	45.5%	48.4%	47.7%	58.3%
% of FP17s for the same patient ID Re-attending between 3 & 9 months - Adults	961	2,978	32.3%	38.1%	38.2%	50.3%
% of FP17s for Band 1 Urgent Courses	653	3,967	16.5%	10.1%	10.6%	9.1%
% of FP17s Relating to Free Repair or Replacements	1	3,967	0.0%	0.6%	0.6%	0.8%
% of FP17s Relating to Continuations	26	3,967	0.7%	0.9%	0.8%	1.0%
% of Patients satisfied with the dentistry they have received	0	0	N/A	90.1%	89.3%	91.5%
% of Patients satisfied with the time they had to wait for an appointment	0	0	N/A	86.9%	84.4%	87.9%

* This is based on patients treated on this contract for their most recent course of treatment. Figures in italics indicate the base number of FP17s or Patient Questionnaire responses are less than 100. N/A is shown where the base number of responses is less than 10 during the period. % is calculated as Quantity/Base number*100

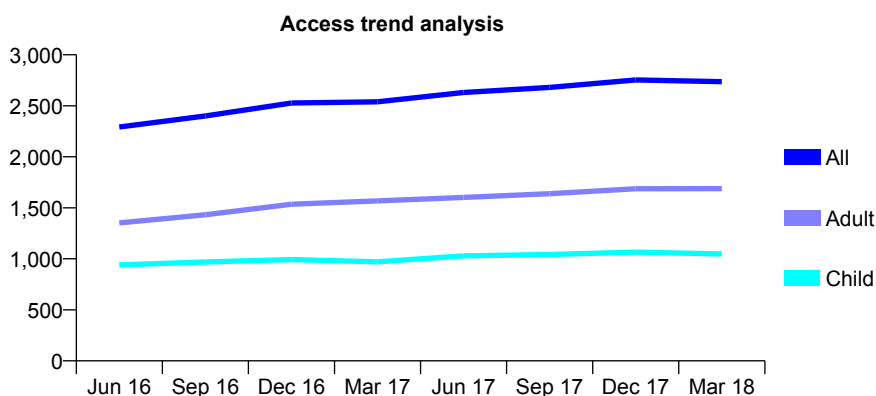
Q63 - Vital Signs At a Glance Contract Report for 338664/0001 - March 2018

Name or company name	MR MR POURREZA JORSHARI
Contract type name	GDS Contract
Purpose of contract	General
Contract start date	01/04/2006
Contract end date	

17/18 Contracted general activity (UDA)	6,890
Carry forward general activity (UDA)	-1
17/18 Contracted orthodontic activity (UOA)	0
Carry forward orthodontic activity (UOA)	0
Baseline contract value	£219,770.13

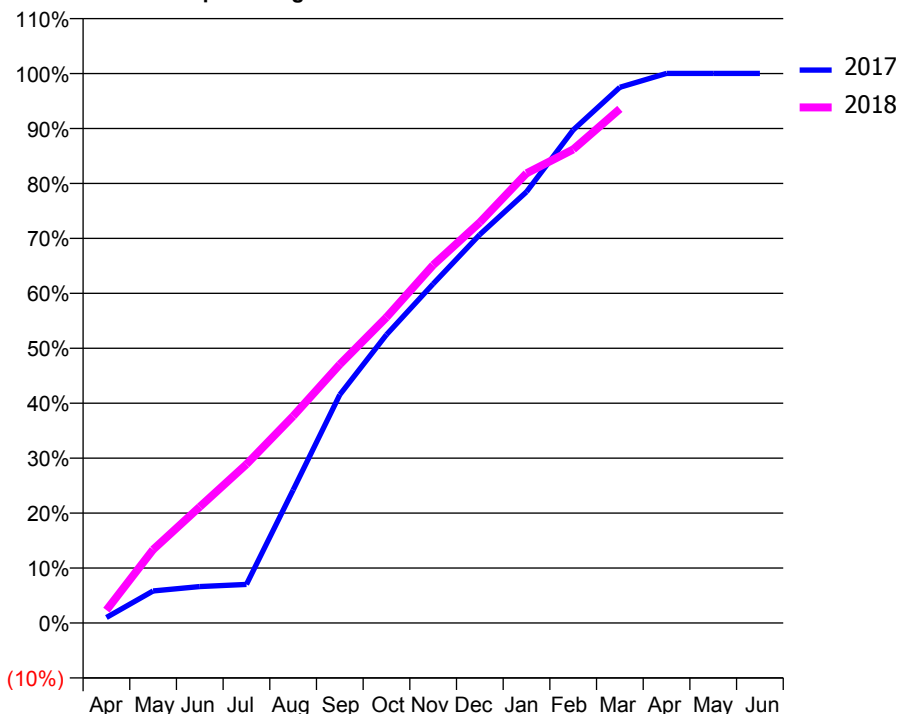
ACCESS*

Patients seen in 24 months	Total	Change since previous quarter
Quarter ending March 2017	2,539	
Quarter ending June 2017	2,631	↑
Quarter ending September 2017	2,680	→
Quarter ending December 2017	2,753	↑
Quarter ending March 2018	2,736	→
Variance since March 2017	7.8%	↑



ACTIVITY

Cumulative percentage of contracted UDA delivered 2017 & 2018



Month	Adjusted Scheduled Activity (UDA)	
	2017	2018
April	70	161
May	402	920
June	457	1,457
July	484	1,990
August	1,667	2,594
September	2,864	3,243
October	3,616	3,834
November	4,253	4,489
December	4,872	5,023
January	5,406	5,638
February	6,182	5,938
March	6,717	6,446
April	6,891	
May	6,891	
June	6,891	

QUALITY

	Quantity	Base Number	Contract	AT	Region	England
% of FP17s for the same patient ID Re-attending within 3 months - Children	68	987	6.9%	10.1%	11.5%	11.9%
% of FP17s for the same patient ID Re-attending within 3 months - Adults	163	1,338	12.2%	15.5%	16.8%	16.0%
% of FP17s for the same patient ID Re-attending between 3 & 9 months - Children	229	987	23.2%	48.4%	47.7%	58.3%
% of FP17s for the same patient ID Re-attending between 3 & 9 months - Adults	282	1,338	21.1%	38.1%	38.2%	50.3%
% of FP17s for Band 1 Urgent Courses	196	2,263	8.7%	10.1%	10.6%	9.1%
% of FP17s Relating to Free Repair or Replacements	0	2,263	0.0%	0.6%	0.6%	0.8%
% of FP17s Relating to Continuations	4	2,263	0.2%	0.9%	0.8%	1.0%
% of Patients satisfied with the dentistry they have received	1	1	N/A	90.1%	89.3%	91.5%
% of Patients satisfied with the time they had to wait for an appointment	1	1	N/A	86.9%	84.4%	87.9%

* This is based on patients treated on this contract for their most recent course of treatment. Figures in italics indicate the base number of FP17s or Patient Questionnaire responses are less than 100. N/A is shown where the base number of responses is less than 10 during the period. % is calculated as Quantity/Base number*100

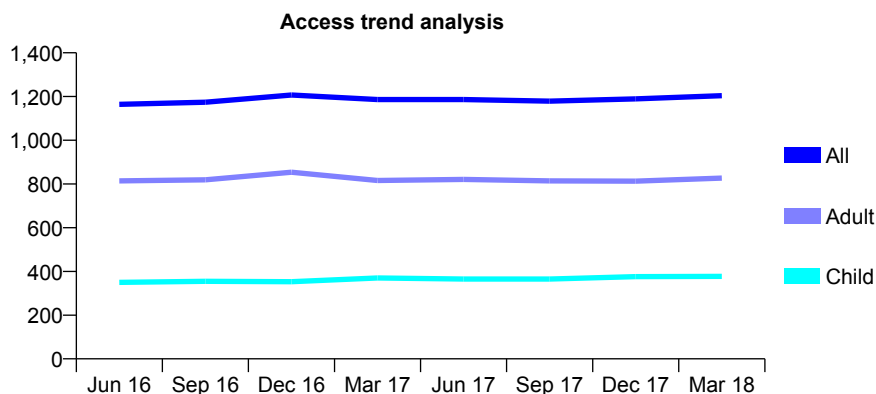
Q63 - Vital Signs At a Glance Contract Report for 338664/0002 - March 2018

Name or company name	MR MR POURREZA JORSHARI
Contract type name	GDS Contract
Purpose of contract	General
Contract start date	01/04/2006
Contract end date	

17/18 Contracted general activity (UDA)	3,547
Carry forward general activity (UDA)	-1
17/18 Contracted orthodontic activity (UOA)	0
Carry forward orthodontic activity (UOA)	0
Baseline contract value	£112,565.84

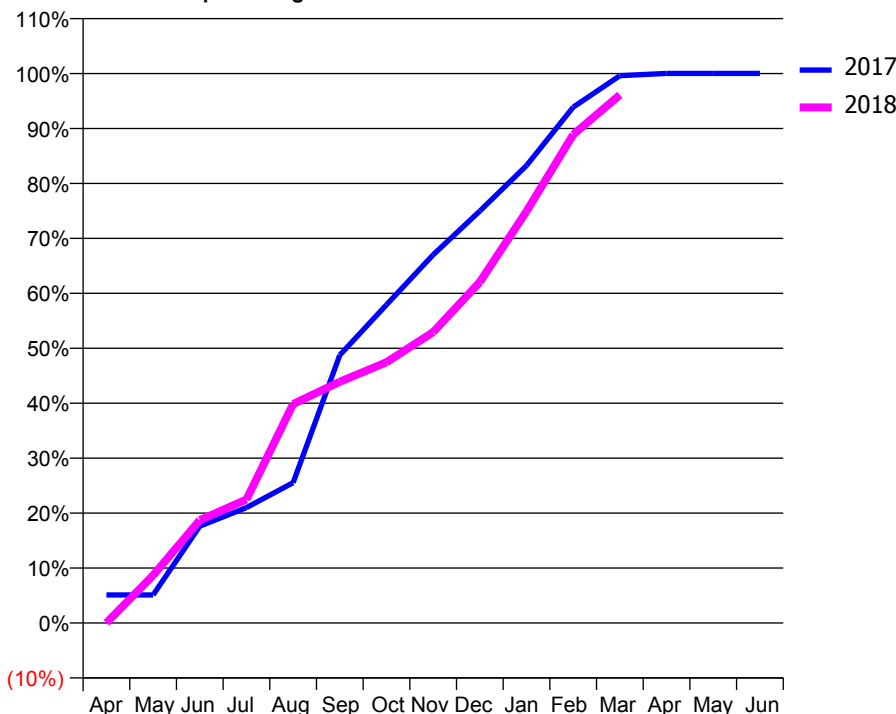
ACCESS*

Patients seen in 24 months	Total	Change since previous quarter
Quarter ending March 2017	1,186	
Quarter ending June 2017	1,186	→
Quarter ending September 2017	1,179	→
Quarter ending December 2017	1,189	→
Quarter ending March 2018	1,204	→
Variance since March 2017	1.5%	→



ACTIVITY

Cumulative percentage of contracted UDA delivered 2017 & 2018



Month	Adjusted Scheduled Activity (UDA)	
	2017	2018
April	181	1
May	181	308
June	625	664
July	745	797
August	906	1,413
September	1,730	1,557
October	2,054	1,683
November	2,377	1,878
December	2,659	2,202
January	2,953	2,658
February	3,329	3,153
March	3,533	3,409
April	3,548	
May	3,548	
June	3,548	

QUALITY

	Quantity	Base Number	Contract	AT	Region	England
% of FP17s for the same patient ID Re-attending within 3 months - Children	32	392	8.2%	10.1%	11.5%	11.9%
% of FP17s for the same patient ID Re-attending within 3 months - Adults	68	710	9.6%	15.5%	16.8%	16.0%
% of FP17s for the same patient ID Re-attending between 3 & 9 months - Children	100	392	25.5%	48.4%	47.7%	58.3%
% of FP17s for the same patient ID Re-attending between 3 & 9 months - Adults	214	710	30.1%	38.1%	38.2%	50.3%
% of FP17s for Band 1 Urgent Courses	63	1,091	5.8%	10.1%	10.6%	9.1%
% of FP17s Relating to Free Repair or Replacements	5	1,091	0.5%	0.6%	0.6%	0.8%
% of FP17s Relating to Continuations	23	1,091	2.1%	0.9%	0.8%	1.0%
% of Patients satisfied with the dentistry they have received	1	1	N/A	90.1%	89.3%	91.5%
% of Patients satisfied with the time they had to wait for an appointment	1	1	N/A	86.9%	84.4%	87.9%

* This is based on patients treated on this contract for their most recent course of treatment. Figures in italics indicate the base number of FP17s or Patient Questionnaire responses are less than 100. N/A is shown where the base number of responses is less than 10 during the period. % is calculated as Quantity/Base number*100

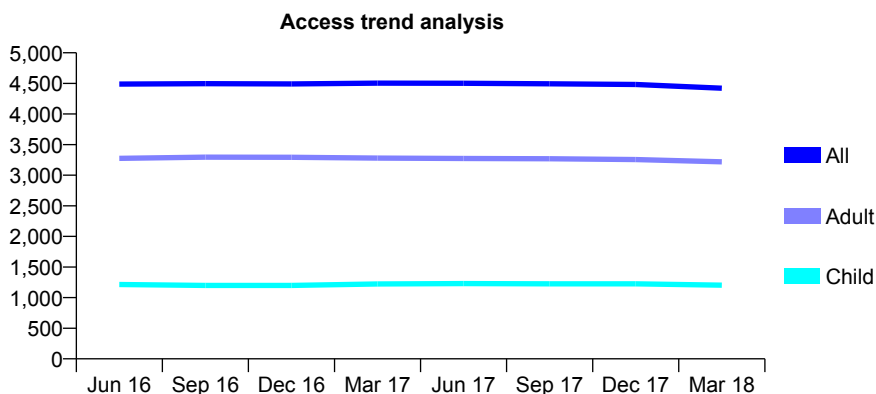
Q63 - Vital Signs At a Glance Contract Report for 339679/0001 - March 2018

Name or company name	MR H GHODS
Contract type name	GDS Contract
Purpose of contract	General
Contract start date	01/04/2006
Contract end date	

17/18 Contracted general activity (UDA)	18,267
Carry forward general activity (UDA)	-82
17/18 Contracted orthodontic activity (UOA)	0
Carry forward orthodontic activity (UOA)	0
Baseline contract value	£544,106.75

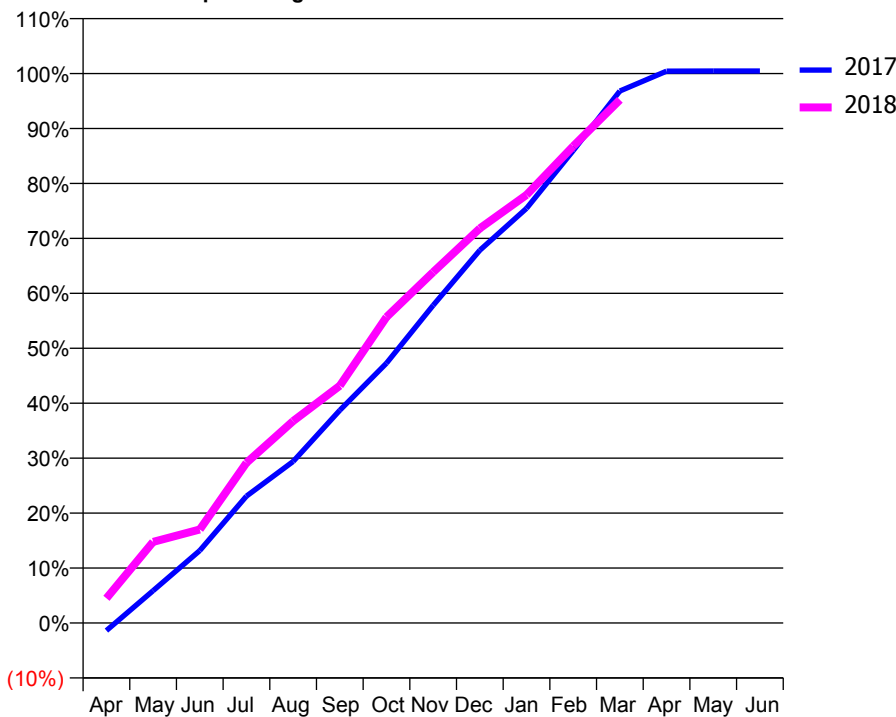
ACCESS*

Patients seen in 24 months	Total	Change since previous quarter
Quarter ending March 2017	4,504	
Quarter ending June 2017	4,503	→
Quarter ending September 2017	4,494	→
Quarter ending December 2017	4,482	→
Quarter ending March 2018	4,422	↓
Variance since March 2017	(1.8%)	↓



ACTIVITY

Cumulative percentage of contracted UDA delivered 2017 & 2018



Month	Adjusted Scheduled Activity (UDA)	
	2017	2018
April	-254	822
May	1,075	2,699
June	2,408	3,110
July	4,218	5,326
August	5,370	6,713
September	7,073	7,889
October	8,636	10,172
November	10,562	11,666
December	12,391	13,121
January	13,786	14,233
February	15,705	15,850
March	17,684	17,394
April	18,347	
May	18,349	
June	18,349	

QUALITY

	Quantity	Base Number	Contract	AT	Region	England
% of FP17s for the same patient ID Re-attending within 3 months - Children	162	1,690	9.6%	10.1%	11.5%	11.9%
% of FP17s for the same patient ID Re-attending within 3 months - Adults	724	3,856	18.8%	15.5%	16.8%	16.0%
% of FP17s for the same patient ID Re-attending between 3 & 9 months - Children	899	1,690	53.2%	48.4%	47.7%	58.3%
% of FP17s for the same patient ID Re-attending between 3 & 9 months - Adults	1,705	3,856	44.2%	38.1%	38.2%	50.3%
% of FP17s for Band 1 Urgent Courses	612	5,353	11.4%	10.1%	10.6%	9.1%
% of FP17s Relating to Free Repair or Replacements	78	5,353	1.5%	0.6%	0.6%	0.8%
% of FP17s Relating to Continuations	46	5,353	0.9%	0.9%	0.8%	1.0%
% of Patients satisfied with the dentistry they have received	7	7	N/A	90.1%	89.3%	91.5%
% of Patients satisfied with the time they had to wait for an appointment	7	7	N/A	86.9%	84.4%	87.9%

* This is based on patients treated on this contract for their most recent course of treatment. Figures in italics indicate the base number of FP17s or Patient Questionnaire responses are less than 100. N/A is shown where the base number of responses is less than 10 during the period. % is calculated as Quantity/Base number*100

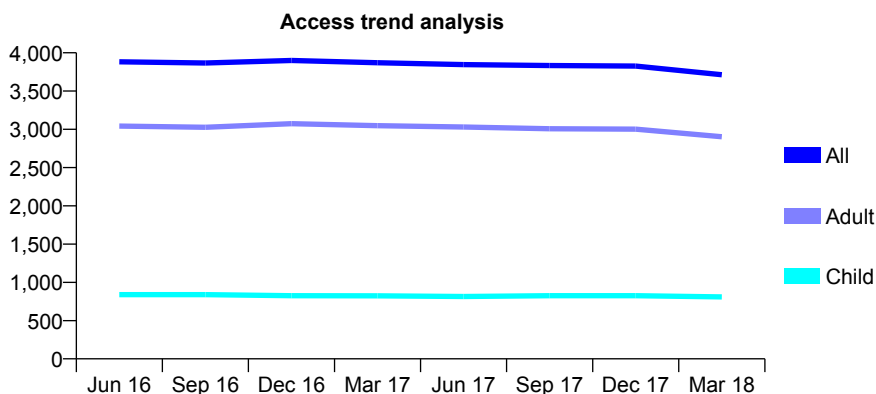
Q63 - Vital Signs At a Glance Contract Report for 340383/0001 - March 2018

Name or company name	MR NC RODRIGUES
Contract type name	GDS Contract
Purpose of contract	General
Contract start date	01/04/2006
Contract end date	

17/18 Contracted general activity (UDA)	10,312
Carry forward general activity (UDA)	87
17/18 Contracted orthodontic activity (UOA)	0
Carry forward orthodontic activity (UOA)	0
Baseline contract value	£330,155.97

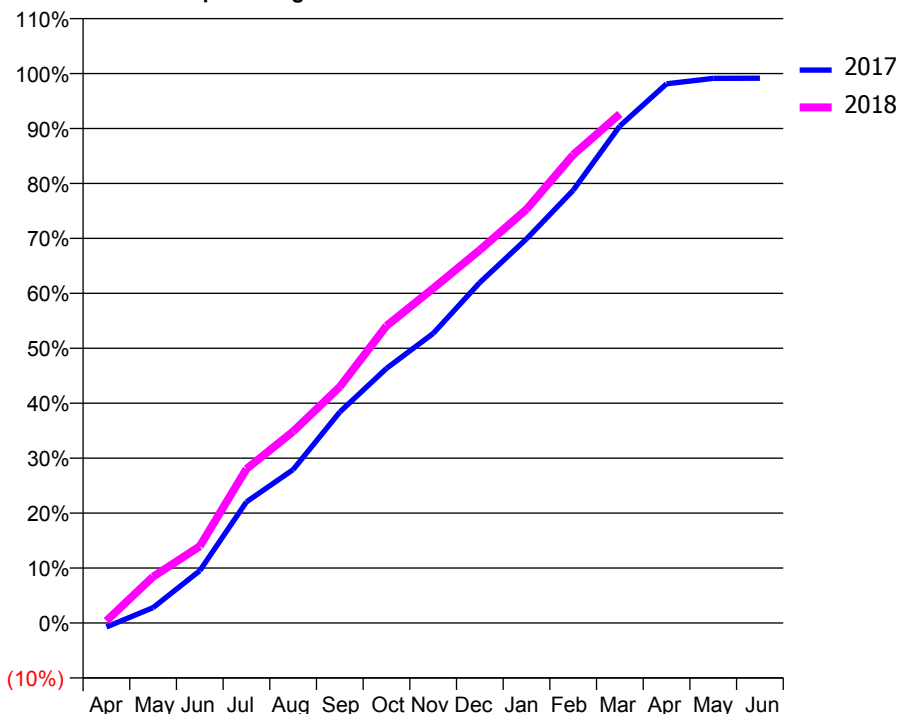
ACCESS*

Patients seen in 24 months	Total	Change since previous quarter
Quarter ending March 2017	3,871	
Quarter ending June 2017	3,845	→
Quarter ending September 2017	3,834	→
Quarter ending December 2017	3,827	→
Quarter ending March 2018	3,713	↓
Variance since March 2017	(4.1%)	↓



ACTIVITY

Cumulative percentage of contracted UDA delivered 2017 & 2018



Month	Adjusted Scheduled Activity (UDA)	
	2017	2018
April	-77	41
May	290	869
June	981	1,441
July	2,273	2,892
August	2,878	3,594
September	3,961	4,434
October	4,777	5,578
November	5,434	6,280
December	6,389	7,001
January	7,208	7,765
February	8,121	8,788
March	9,327	9,552
April	10,118	
May	10,221	
June	10,225	

QUALITY

	Quantity	Base Number	Contract	AT	Region	England
% of FP17s for the same patient ID Re-attending within 3 months - Children	14	820	1.7%	10.1%	11.5%	11.9%
% of FP17s for the same patient ID Re-attending within 3 months - Adults	89	2,753	3.2%	15.5%	16.8%	16.0%
% of FP17s for the same patient ID Re-attending between 3 & 9 months - Children	318	820	38.8%	48.4%	47.7%	58.3%
% of FP17s for the same patient ID Re-attending between 3 & 9 months - Adults	1,079	2,753	39.2%	38.1%	38.2%	50.3%
% of FP17s for Band 1 Urgent Courses	249	3,337	7.5%	10.1%	10.6%	9.1%
% of FP17s Relating to Free Repair or Replacements	3	3,337	0.1%	0.6%	0.6%	0.8%
% of FP17s Relating to Continuations	0	3,337	0.0%	0.9%	0.8%	1.0%
% of Patients satisfied with the dentistry they have received	1	2	N/A	90.1%	89.3%	91.5%
% of Patients satisfied with the time they had to wait for an appointment	2	2	N/A	86.9%	84.4%	87.9%

* This is based on patients treated on this contract for their most recent course of treatment. Figures in italics indicate the base number of FP17s or Patient Questionnaire responses are less than 100. N/A is shown where the base number of responses is less than 10 during the period. % is calculated as Quantity/Base number*100

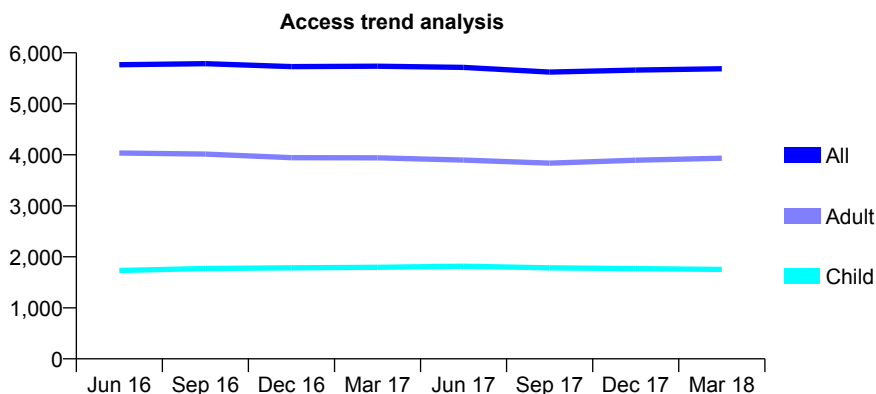
Q63 - Vital Signs At a Glance Contract Report for 340529/0001 - March 2018

Name or company name	MRS K THILLAINATHAN
Contract type name	GDS Contract
Purpose of contract	General
Contract start date	01/04/2006
Contract end date	

17/18 Contracted general activity (UDA)	14,339
Carry forward general activity (UDA)	-136
17/18 Contracted orthodontic activity (UOA)	0
Carry forward orthodontic activity (UOA)	0
Baseline contract value	£352,629.26

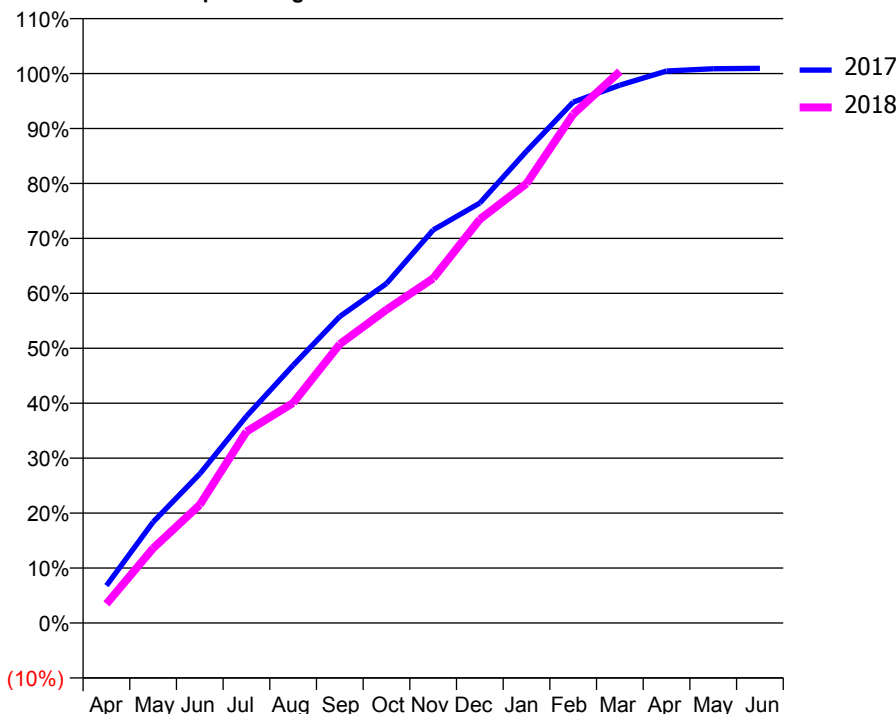
ACCESS*

Patients seen in 24 months	Total	Change since previous quarter
Quarter ending March 2017	5,737	
Quarter ending June 2017	5,713	→
Quarter ending September 2017	5,622	↓
Quarter ending December 2017	5,662	→
Quarter ending March 2018	5,688	→
Variance since March 2017	(0.9%)	→



ACTIVITY

Cumulative percentage of contracted UDA delivered 2017 & 2018



Month	Adjusted Scheduled Activity (UDA)	
	2017	2018
April	977	499
May	2,635	1,951
June	3,893	3,084
July	5,395	4,994
August	6,724	5,743
September	7,998	7,279
October	8,856	8,177
November	10,256	8,994
December	10,959	10,535
January	12,311	11,469
February	13,592	13,275
March	14,034	14,392
April	14,404	
May	14,462	
June	14,475	

QUALITY

	Quantity	Base Number	Contract	AT	Region	England
% of FP17s for the same patient ID Re-attending within 3 months - Children	169	2,478	6.8%	10.1%	11.5%	11.9%
% of FP17s for the same patient ID Re-attending within 3 months - Adults	721	4,915	14.7%	15.5%	16.8%	16.0%
% of FP17s for the same patient ID Re-attending between 3 & 9 months - Children	1,423	2,478	57.4%	48.4%	47.7%	58.3%
% of FP17s for the same patient ID Re-attending between 3 & 9 months - Adults	2,271	4,915	46.2%	38.1%	38.2%	50.3%
% of FP17s for Band 1 Urgent Courses	875	7,158	12.2%	10.1%	10.6%	9.1%
% of FP17s Relating to Free Repair or Replacements	50	7,158	0.7%	0.6%	0.6%	0.8%
% of FP17s Relating to Continuations	17	7,158	0.2%	0.9%	0.8%	1.0%
% of Patients satisfied with the dentistry they have received	6	6	N/A	90.1%	89.3%	91.5%
% of Patients satisfied with the time they had to wait for an appointment	5	6	N/A	86.9%	84.4%	87.9%

* This is based on patients treated on this contract for their most recent course of treatment. Figures in italics indicate the base number of FP17s or Patient Questionnaire responses are less than 100. N/A is shown where the base number of responses is less than 10 during the period. % is calculated as Quantity/Base number*100

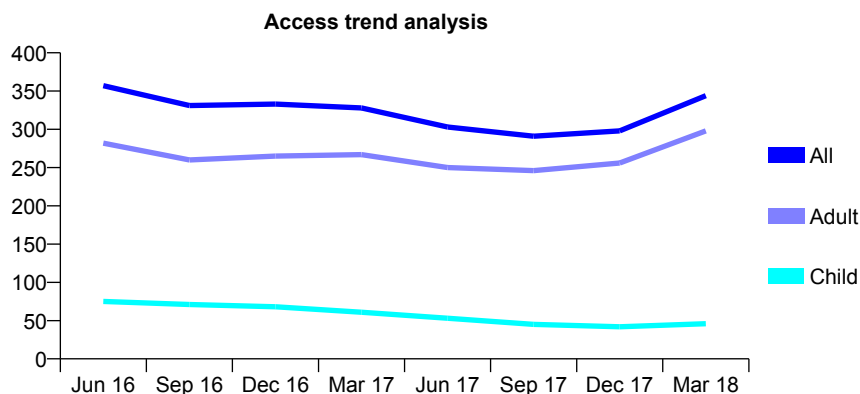
Q63 - Vital Signs At a Glance Contract Report for 340529/0002 - March 2018

Name or company name	MRS K THILLAINATHAN
Contract type name	GDS Contract
Purpose of contract	General
Contract start date	01/04/2006
Contract end date	

17/18 Contracted general activity (UDA)	761
Carry forward general activity (UDA)	-10
17/18 Contracted orthodontic activity (UOA)	0
Carry forward orthodontic activity (UOA)	0
Baseline contract value	£26,419.69

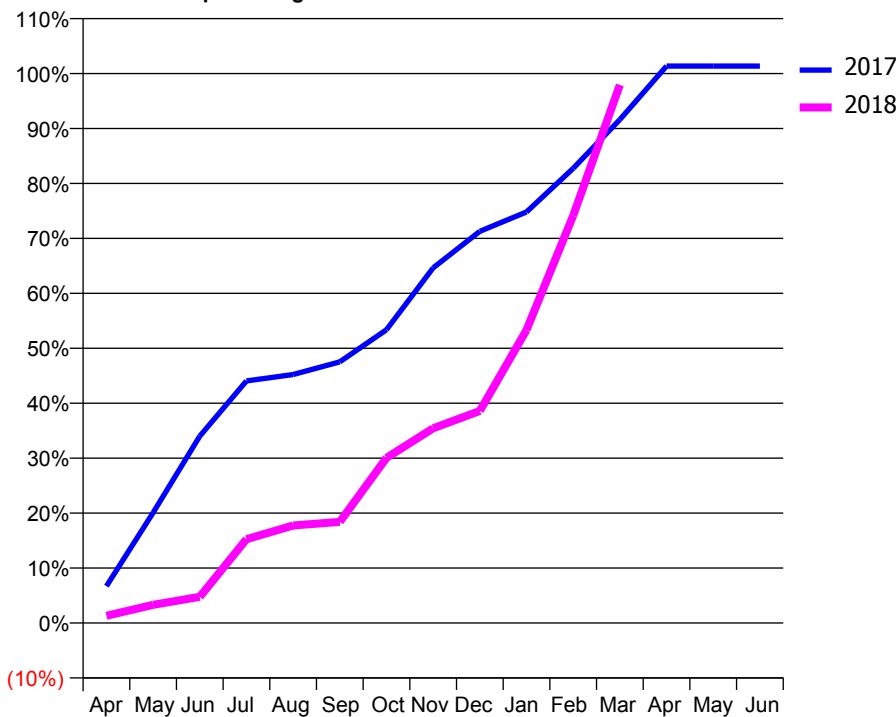
ACCESS*

Patients seen in 24 months	Total	Change since previous quarter
Quarter ending March 2017	328	
Quarter ending June 2017	303	↓
Quarter ending September 2017	291	↓
Quarter ending December 2017	298	↑
Quarter ending March 2018	344	↑
Variance since March 2017	4.9%	↑



ACTIVITY

Cumulative percentage of contracted UDA delivered 2017 & 2018



Month	Adjusted Scheduled Activity (UDA)	
	2017	2018
April	51	10
May	153	25
June	259	36
July	335	116
August	344	135
September	362	140
October	406	229
November	492	270
December	542	294
January	569	406
February	630	564
March	697	745
April	771	
May	771	
June	771	

QUALITY

	Quantity	Base Number	Contract	AT	Region	England
% of FP17s for the same patient ID Re-attending within 3 months - Children	0	44	0.0%	10.1%	11.5%	11.9%
% of FP17s for the same patient ID Re-attending within 3 months - Adults	27	261	10.3%	15.5%	16.8%	16.0%
% of FP17s for the same patient ID Re-attending between 3 & 9 months - Children	5	44	11.4%	48.4%	47.7%	58.3%
% of FP17s for the same patient ID Re-attending between 3 & 9 months - Adults	20	261	7.7%	38.1%	38.2%	50.3%
% of FP17s for Band 1 Urgent Courses	61	268	22.8%	10.1%	10.6%	9.1%
% of FP17s Relating to Free Repair or Replacements	3	268	1.1%	0.6%	0.6%	0.8%
% of FP17s Relating to Continuations	1	268	0.4%	0.9%	0.8%	1.0%
% of Patients satisfied with the dentistry they have received	0	0	N/A	90.1%	89.3%	91.5%
% of Patients satisfied with the time they had to wait for an appointment	0	0	N/A	86.9%	84.4%	87.9%

* This is based on patients treated on this contract for their most recent course of treatment. Figures in italics indicate the base number of FP17s or Patient Questionnaire responses are less than 100. N/A is shown where the base number of responses is less than 10 during the period. % is calculated as Quantity/Base number*100

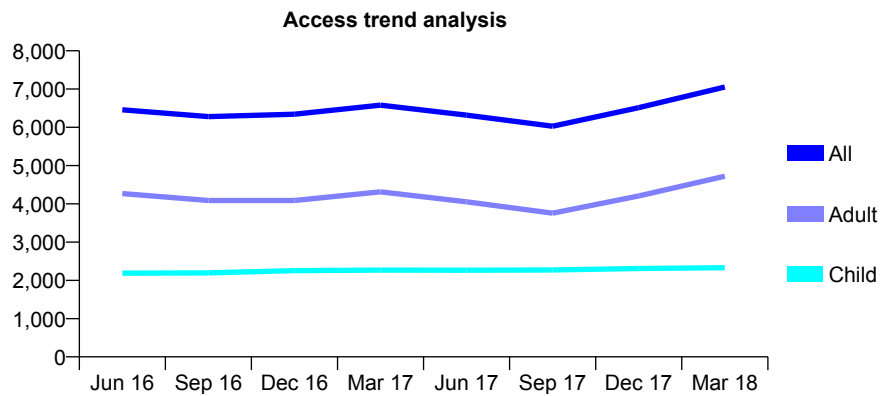
Q63 - Vital Signs At a Glance Contract Report for 341517/0001 - March 2018

Name or company name	MR AR NADJAFI
Contract type name	GDS Contract
Purpose of contract	General
Contract start date	01/04/2006
Contract end date	

17/18 Contracted general activity (UDA)	22,500
Carry forward general activity (UDA)	258
17/18 Contracted orthodontic activity (UOA)	0
Carry forward orthodontic activity (UOA)	0
Baseline contract value	£657,430.19

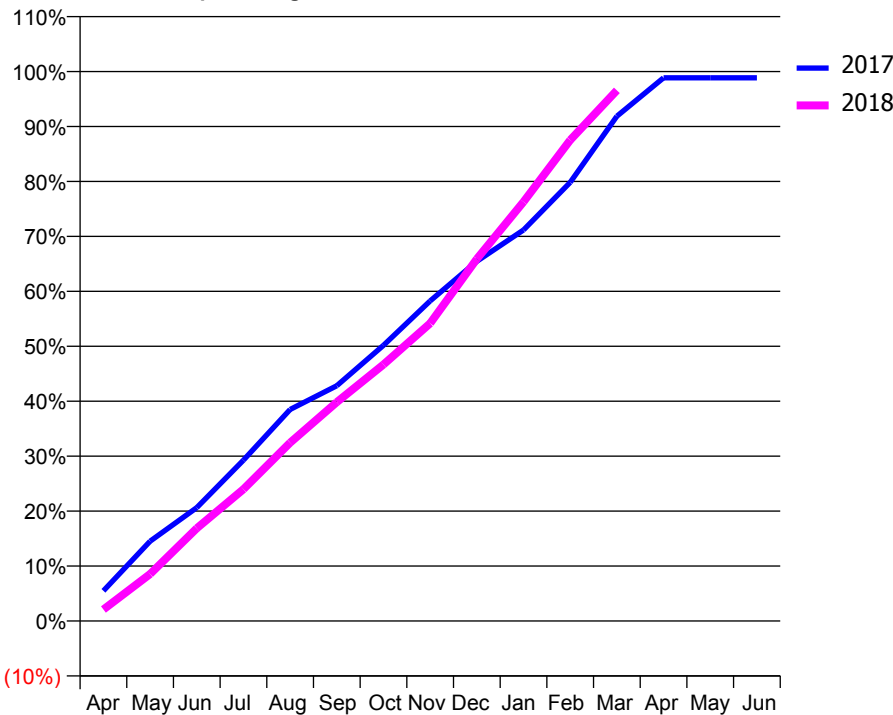
ACCESS*

Patients seen in 24 months	Total	Change since previous quarter
Quarter ending March 2017	6,580	
Quarter ending June 2017	6,317	↓
Quarter ending September 2017	6,028	↓
Quarter ending December 2017	6,515	↑
Quarter ending March 2018	7,052	↑
Variance since March 2017	7.2%	↑



ACTIVITY

Cumulative percentage of contracted UDA delivered 2017 & 2018



Month	Adjusted Scheduled Activity (UDA)	
	2017	2018
April	1,237	473
May	3,265	1,925
June	4,641	3,799
July	6,590	5,399
August	8,661	7,305
September	9,635	8,965
October	11,289	10,501
November	13,104	12,189
December	14,730	14,825
January	16,012	17,166
February	17,962	19,694
March	20,669	21,727
April	22,242	
May	22,242	
June	22,242	

QUALITY

	Quantity	Base Number	Contract	AT	Region	England
% of FP17s for the same patient ID Re-attending within 3 months - Children	160	2,695	5.9%	10.1%	11.5%	11.9%
% of FP17s for the same patient ID Re-attending within 3 months - Adults	928	5,450	17.0%	15.5%	16.8%	16.0%
% of FP17s for the same patient ID Re-attending between 3 & 9 months - Children	1,237	2,695	45.9%	48.4%	47.7%	58.3%
% of FP17s for the same patient ID Re-attending between 3 & 9 months - Adults	1,633	5,450	30.0%	38.1%	38.2%	50.3%
% of FP17s for Band 1 Urgent Courses	624	7,674	8.1%	10.1%	10.6%	9.1%
% of FP17s Relating to Free Repair or Replacements	20	7,674	0.3%	0.6%	0.6%	0.8%
% of FP17s Relating to Continuations	52	7,674	0.7%	0.9%	0.8%	1.0%
% of Patients satisfied with the dentistry they have received	3	4	N/A	90.1%	89.3%	91.5%
% of Patients satisfied with the time they had to wait for an appointment	3	4	N/A	86.9%	84.4%	87.9%

* This is based on patients treated on this contract for their most recent course of treatment. Figures in italics indicate the base number of FP17s or Patient Questionnaire responses are less than 100. N/A is shown where the base number of responses is less than 10 during the period. % is calculated as Quantity/Base number*100

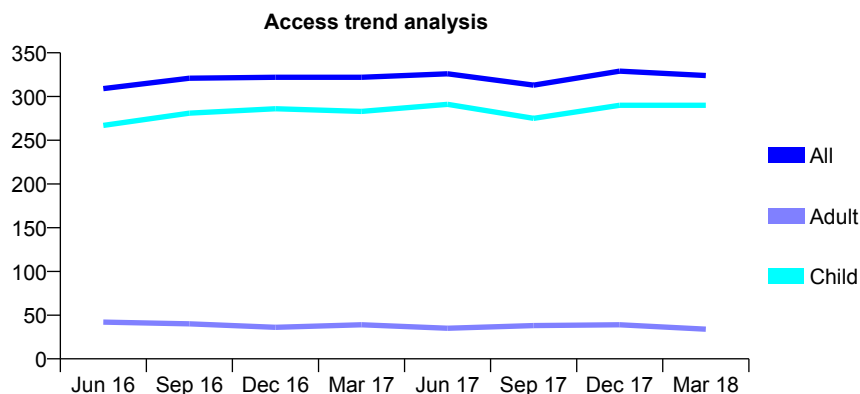
Q63 - Vital Signs At a Glance Contract Report for 342130/0001 - March 2018

Name or company name	MR SA SIMPSON
Contract type name	GDS Contract
Purpose of contract	General
Contract start date	01/04/2006
Contract end date	

17/18 Contracted general activity (UDA)	435
Carry forward general activity (UDA)	0
17/18 Contracted orthodontic activity (UOA)	0
Carry forward orthodontic activity (UOA)	0
Baseline contract value	£10,531.03

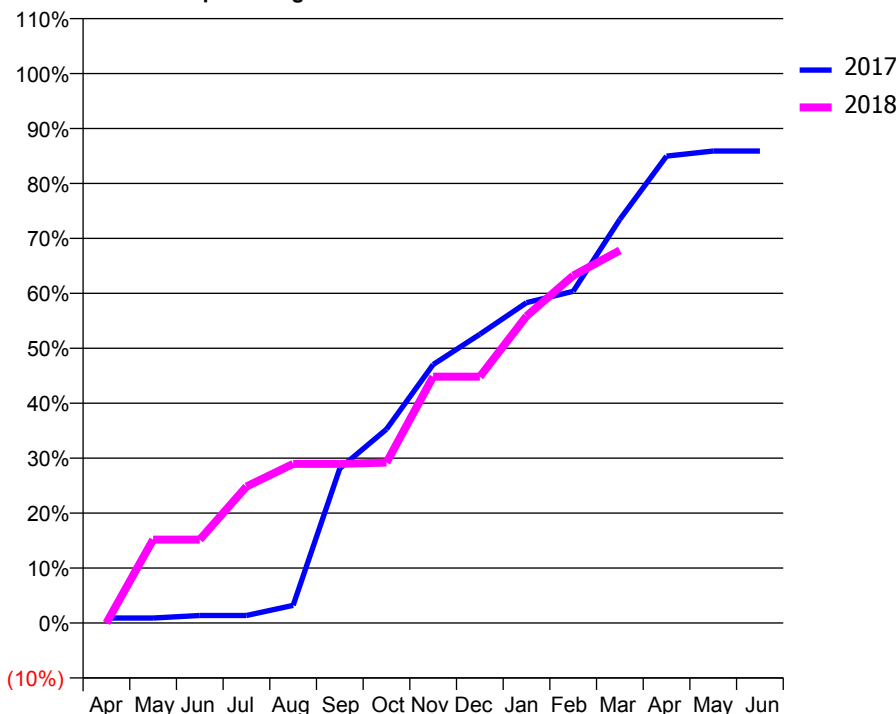
ACCESS*

Patients seen in 24 months	Total	Change since previous quarter
Quarter ending March 2017	322	
Quarter ending June 2017	326	→
Quarter ending September 2017	313	↓
Quarter ending December 2017	329	↑
Quarter ending March 2018	324	↓
Variance since March 2017	0.6%	→



ACTIVITY

Cumulative percentage of contracted UDA delivered 2017 & 2018



Month	Adjusted Scheduled Activity (UDA)	
	2017	2018
April	4	0
May	4	66
June	6	66
July	6	108
August	14	126
September	122	126
October	153	127
November	205	195
December	229	195
January	254	243
February	263	275
March	320	295
April	370	
May	374	
June	374	

QUALITY

	Quantity	Base Number	Contract	AT	Region	England
% of FP17s for the same patient ID Re-attending within 3 months - Children	4	311	1.3%	10.1%	11.5%	11.9%
% of FP17s for the same patient ID Re-attending within 3 months - Adults	4	26	15.4%	15.5%	16.8%	16.0%
% of FP17s for the same patient ID Re-attending between 3 & 9 months - Children	141	311	45.3%	48.4%	47.7%	58.3%
% of FP17s for the same patient ID Re-attending between 3 & 9 months - Adults	6	26	23.1%	38.1%	38.2%	50.3%
% of FP17s for Band 1 Urgent Courses	0	303	0.0%	10.1%	10.6%	9.1%
% of FP17s Relating to Free Repair or Replacements	0	303	0.0%	0.6%	0.6%	0.8%
% of FP17s Relating to Continuations	0	303	0.0%	0.9%	0.8%	1.0%
% of Patients satisfied with the dentistry they have received	0	0	N/A	90.1%	89.3%	91.5%
% of Patients satisfied with the time they had to wait for an appointment	0	0	N/A	86.9%	84.4%	87.9%

* This is based on patients treated on this contract for their most recent course of treatment. Figures in italics indicate the base number of FP17s or Patient Questionnaire responses are less than 100. N/A is shown where the base number of responses is less than 10 during the period. % is calculated as Quantity/Base number*100

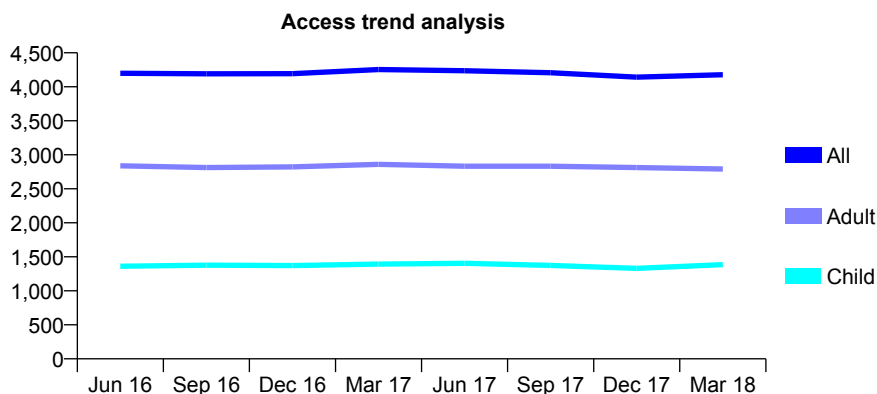
Q63 - Vital Signs At a Glance Contract Report for 345725/0001 - March 2018

Name or company name	DR OO AJANAKU
Contract type name	GDS Contract
Purpose of contract	General
Contract start date	01/04/2006
Contract end date	

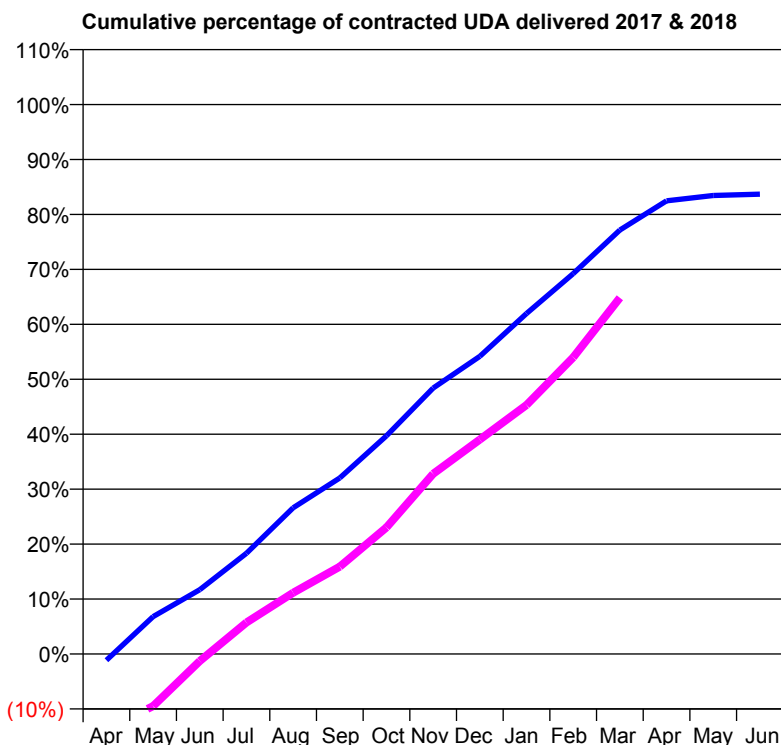
17/18 Contracted general activity (UDA)	13,100
Carry forward general activity (UDA)	2,136
17/18 Contracted orthodontic activity (UOA)	0
Carry forward orthodontic activity (UOA)	0
Baseline contract value	£409,604.94

ACCESS*

Patients seen in 24 months	Total	Change since previous quarter
Quarter ending March 2017	4,253	
Quarter ending June 2017	4,237	→
Quarter ending September 2017	4,206	→
Quarter ending December 2017	4,142	↓
Quarter ending March 2018	4,177	→
Variance since March 2017	(1.8%)	↓



ACTIVITY



Month	Adjusted Scheduled Activity (UDA)	
	2017	2018
April	-150	-1,801
May	892	-1,245
June	1,533	-169
July	2,402	752
August	3,486	1,460
September	4,198	2,085
October	5,202	3,019
November	6,340	4,298
December	7,096	5,114
January	8,118	5,937
February	9,069	7,073
March	10,109	8,493
April	10,805	
May	10,931	
June	10,964	

QUALITY

	Quantity	Base Number	Contract	AT	Region	England
% of FP17s for the same patient ID Re-attending within 3 months - Children	123	1,585	7.8%	10.1%	11.5%	11.9%
% of FP17s for the same patient ID Re-attending within 3 months - Adults	462	2,777	16.6%	15.5%	16.8%	16.0%
% of FP17s for the same patient ID Re-attending between 3 & 9 months - Children	627	1,585	39.6%	48.4%	47.7%	58.3%
% of FP17s for the same patient ID Re-attending between 3 & 9 months - Adults	788	2,777	28.4%	38.1%	38.2%	50.3%
% of FP17s for Band 1 Urgent Courses	260	4,074	6.4%	10.1%	10.6%	9.1%
% of FP17s Relating to Free Repair or Replacements	29	4,074	0.7%	0.6%	0.6%	0.8%
% of FP17s Relating to Continuations	45	4,074	1.1%	0.9%	0.8%	1.0%
% of Patients satisfied with the dentistry they have received	2	2	N/A	90.1%	89.3%	91.5%
% of Patients satisfied with the time they had to wait for an appointment	2	2	N/A	86.9%	84.4%	87.9%

* This is based on patients treated on this contract for their most recent course of treatment. Figures in italics indicate the base number of FP17s or Patient Questionnaire responses are less than 100. N/A is shown where the base number of responses is less than 10 during the period. % is calculated as Quantity/Base number*100

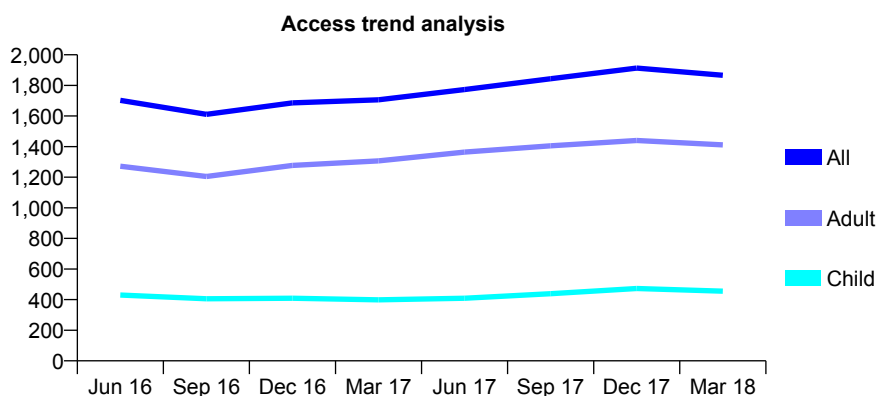
Q63 - Vital Signs At a Glance Contract Report for 346268/0001 - March 2018

Name or company name	MR M NEKOUJ
Contract type name	GDS Contract
Purpose of contract	General
Contract start date	01/04/2006
Contract end date	

17/18 Contracted general activity (UDA)	4,910
Carry forward general activity (UDA)	-98
17/18 Contracted orthodontic activity (UOA)	0
Carry forward orthodontic activity (UOA)	0
Baseline contract value	£135,639.54

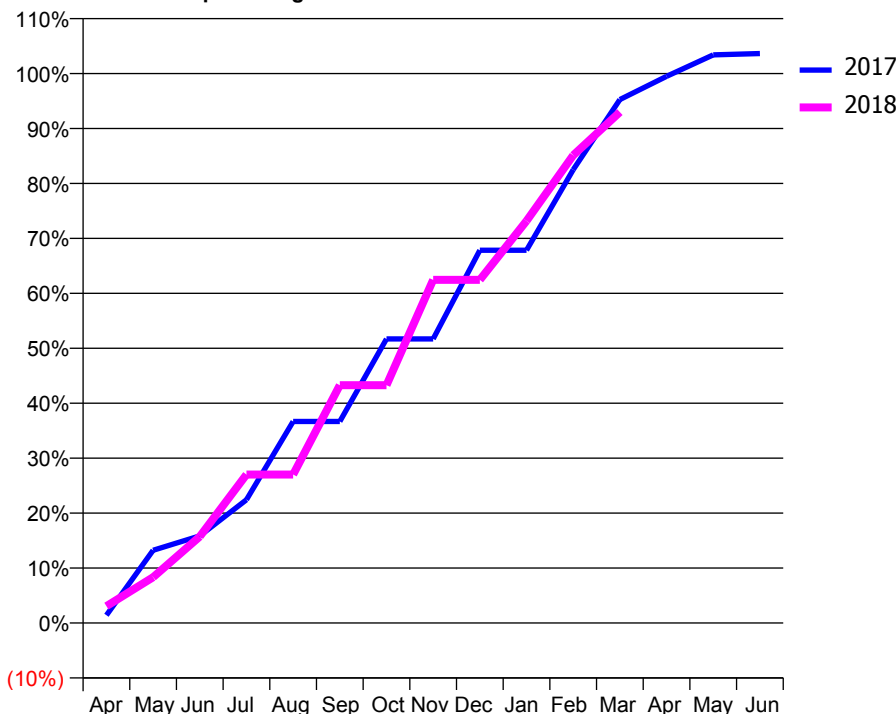
ACCESS*

Patients seen in 24 months	Total	Change since previous quarter
Quarter ending March 2017	1,706	
Quarter ending June 2017	1,773	↑
Quarter ending September 2017	1,844	↑
Quarter ending December 2017	1,913	↑
Quarter ending March 2018	1,866	↓
Variance since March 2017	9.4%	↑



ACTIVITY

Cumulative percentage of contracted UDA delivered 2017 & 2018



Month	Adjusted Scheduled Activity (UDA)	
	2017	2018
April	70	151
May	650	409
June	778	772
July	1,102	1,327
August	1,800	1,327
September	1,800	2,125
October	2,539	2,125
November	2,539	3,066
December	3,331	3,066
January	3,331	3,593
February	4,051	4,179
March	4,677	4,565
April	4,885	
May	5,077	
June	5,089	

QUALITY

	Quantity	Base Number	Contract	AT	Region	England
% of FP17s for the same patient ID Re-attending within 3 months - Children	10	467	2.1%	10.1%	11.5%	11.9%
% of FP17s for the same patient ID Re-attending within 3 months - Adults	34	1,180	2.9%	15.5%	16.8%	16.0%
% of FP17s for the same patient ID Re-attending between 3 & 9 months - Children	134	467	28.7%	48.4%	47.7%	58.3%
% of FP17s for the same patient ID Re-attending between 3 & 9 months - Adults	258	1,180	21.9%	38.1%	38.2%	50.3%
% of FP17s for Band 1 Urgent Courses	91	1,541	5.9%	10.1%	10.6%	9.1%
% of FP17s Relating to Free Repair or Replacements	0	1,541	0.0%	0.6%	0.6%	0.8%
% of FP17s Relating to Continuations	7	1,541	0.5%	0.9%	0.8%	1.0%
% of Patients satisfied with the dentistry they have received	0	0	N/A	90.1%	89.3%	91.5%
% of Patients satisfied with the time they had to wait for an appointment	0	0	N/A	86.9%	84.4%	87.9%

* This is based on patients treated on this contract for their most recent course of treatment. Figures in italics indicate the base number of FP17s or Patient Questionnaire responses are less than 100. N/A is shown where the base number of responses is less than 10 during the period. % is calculated as Quantity/Base number*100

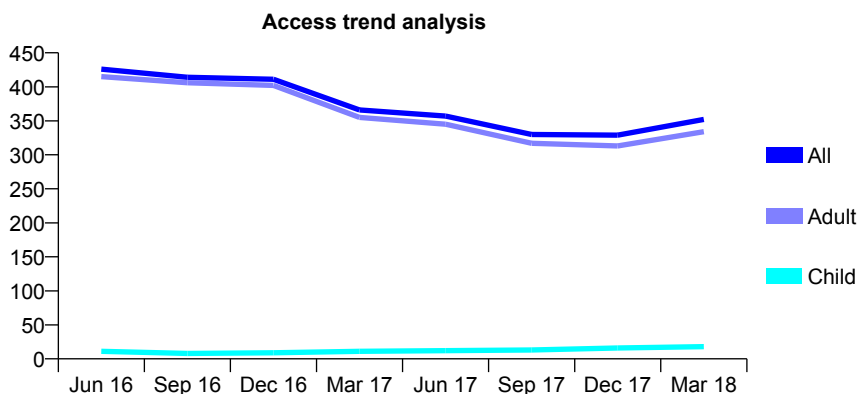
Q63 - Vital Signs At a Glance Contract Report for 354325/0003 - March 2018

Name or company name	MS VN EGEMONYE
Contract type name	PDS Contract
Purpose of contract	General
Contract start date	28/03/2011
Contract end date	31/03/2019

17/18 Contracted general activity (UDA)	1,164
Carry forward general activity (UDA)	0
17/18 Contracted orthodontic activity (UOA)	0
Carry forward orthodontic activity (UOA)	0
Baseline contract value	£61,989.42

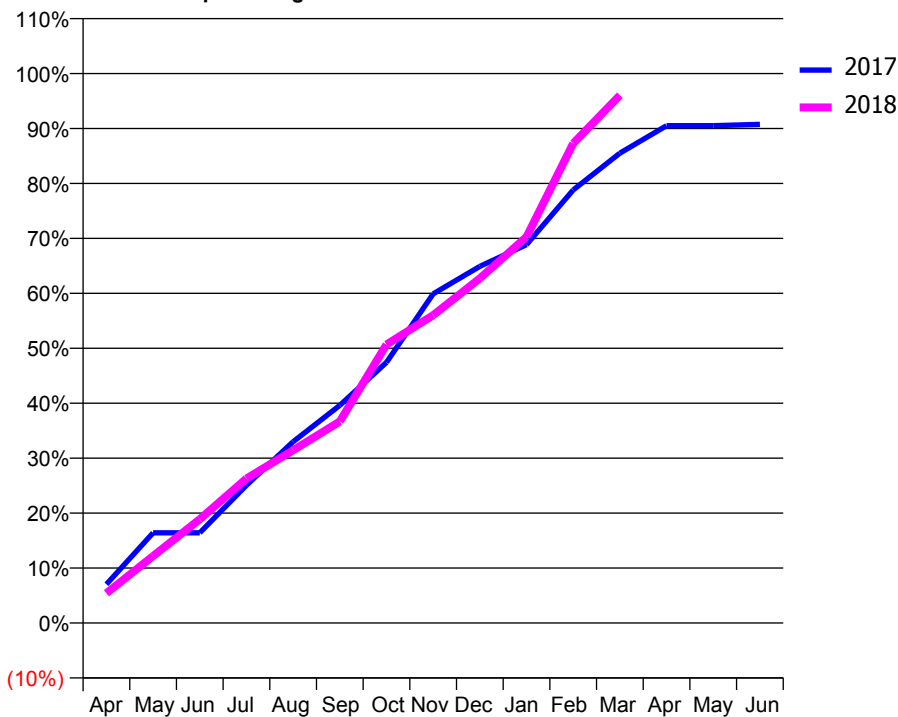
ACCESS*

Patients seen in 24 months	Total	Change since previous quarter
Quarter ending March 2017	366	
Quarter ending June 2017	357	↓
Quarter ending September 2017	330	↓
Quarter ending December 2017	329	→
Quarter ending March 2018	352	↑
Variance since March 2017	(3.8%)	↓



ACTIVITY

Cumulative percentage of contracted UDA delivered 2017 & 2018



Adjusted Scheduled Activity (UDA)		
Month	2017	2018
April	82	63
May	191	142
June	191	220
July	292	306
August	384	366
September	461	427
October	552	590
November	697	652
December	755	730
January	801	818
February	917	1,016
March	995	1,118
April	1,053	
May	1,053	
June	1,056	

QUALITY

	Quantity	Base Number	Contract	AT	Region	England
% of FP17s for the same patient ID Re-attending within 3 months - Children	0	18	0.0%	10.1%	11.5%	11.9%
% of FP17s for the same patient ID Re-attending within 3 months - Adults	3	268	1.1%	15.5%	16.8%	16.0%
% of FP17s for the same patient ID Re-attending between 3 & 9 months - Children	0	18	0.0%	48.4%	47.7%	58.3%
% of FP17s for the same patient ID Re-attending between 3 & 9 months - Adults	4	268	1.5%	38.1%	38.2%	50.3%
% of FP17s for Band 1 Urgent Courses	0	271	0.0%	10.1%	10.6%	9.1%
% of FP17s Relating to Free Repair or Replacements	0	271	0.0%	0.6%	0.6%	0.8%
% of FP17s Relating to Continuations	0	271	0.0%	0.9%	0.8%	1.0%
% of Patients satisfied with the dentistry they have received	0	0	N/A	90.1%	89.3%	91.5%
% of Patients satisfied with the time they had to wait for an appointment	0	0	N/A	86.9%	84.4%	87.9%

* This is based on patients treated on this contract for their most recent course of treatment. Figures in italics indicate the base number of FP17s or Patient Questionnaire responses are less than 100. N/A is shown where the base number of responses is less than 10 during the period. % is calculated as Quantity/Base number*100

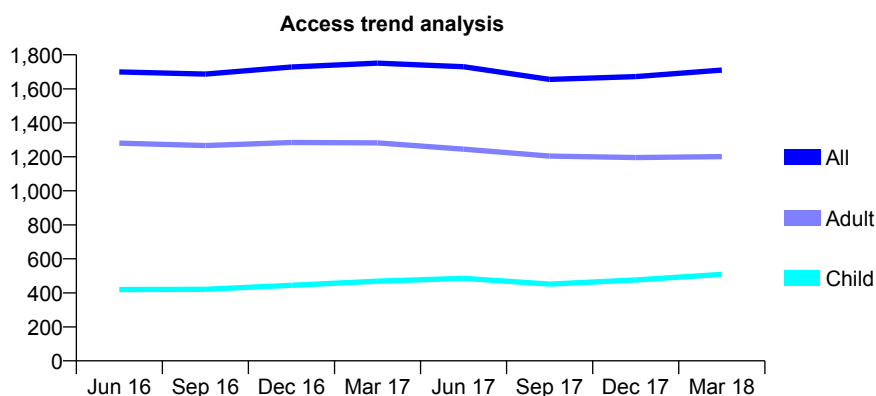
Q63 - Vital Signs At a Glance Contract Report for 360341/0001 - March 2018

Name or company name	MS O SADIQ
Contract type name	GDS Contract
Purpose of contract	General
Contract start date	01/06/2013
Contract end date	

17/18 Contracted general activity (UDA)	4,700
Carry forward general activity (UDA)	-35
17/18 Contracted orthodontic activity (UOA)	0
Carry forward orthodontic activity (UOA)	0
Baseline contract value	£161,133.20

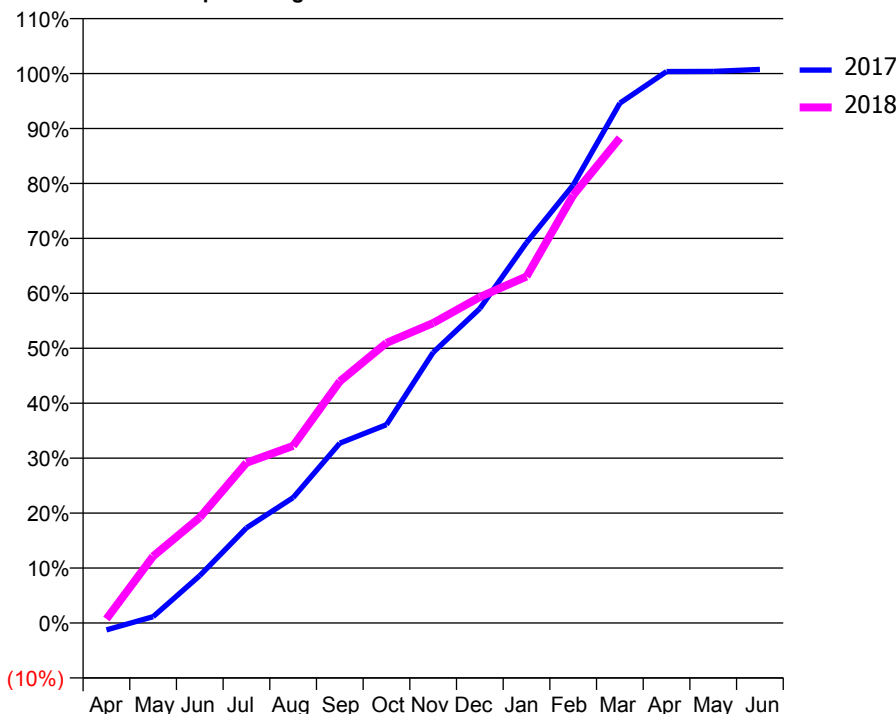
ACCESS*

Patients seen in 24 months	Total	Change since previous quarter
Quarter ending March 2017	1,751	
Quarter ending June 2017	1,730	↓
Quarter ending September 2017	1,655	↓
Quarter ending December 2017	1,672	→
Quarter ending March 2018	1,710	↑
Variance since March 2017	(2.3%)	↓



ACTIVITY

Cumulative percentage of contracted UDA delivered 2017 & 2018



Month	Adjusted Scheduled Activity (UDA)	
	2017	2018
April	-60	35
May	55	571
June	406	903
July	814	1,370
August	1,073	1,515
September	1,538	2,067
October	1,696	2,396
November	2,315	2,566
December	2,690	2,788
January	3,253	2,964
February	3,747	3,659
March	4,447	4,148
April	4,717	
May	4,718	
June	4,735	

QUALITY

	Quantity	Base Number	Contract	AT	Region	England
% of FP17s for the same patient ID Re-attending within 3 months - Children	32	530	6.0%	10.1%	11.5%	11.9%
% of FP17s for the same patient ID Re-attending within 3 months - Adults	210	1,214	17.3%	15.5%	16.8%	16.0%
% of FP17s for the same patient ID Re-attending between 3 & 9 months - Children	215	530	40.6%	48.4%	47.7%	58.3%
% of FP17s for the same patient ID Re-attending between 3 & 9 months - Adults	379	1,214	31.2%	38.1%	38.2%	50.3%
% of FP17s for Band 1 Urgent Courses	121	1,665	7.3%	10.1%	10.6%	9.1%
% of FP17s Relating to Free Repair or Replacements	26	1,665	1.6%	0.6%	0.6%	0.8%
% of FP17s Relating to Continuations	79	1,665	4.7%	0.9%	0.8%	1.0%
% of Patients satisfied with the dentistry they have received	0	0	N/A	90.1%	89.3%	91.5%
% of Patients satisfied with the time they had to wait for an appointment	0	0	N/A	86.9%	84.4%	87.9%

* This is based on patients treated on this contract for their most recent course of treatment. Figures in italics indicate the base number of FP17s or Patient Questionnaire responses are less than 100. N/A is shown where the base number of responses is less than 10 during the period. % is calculated as Quantity/Base number*100

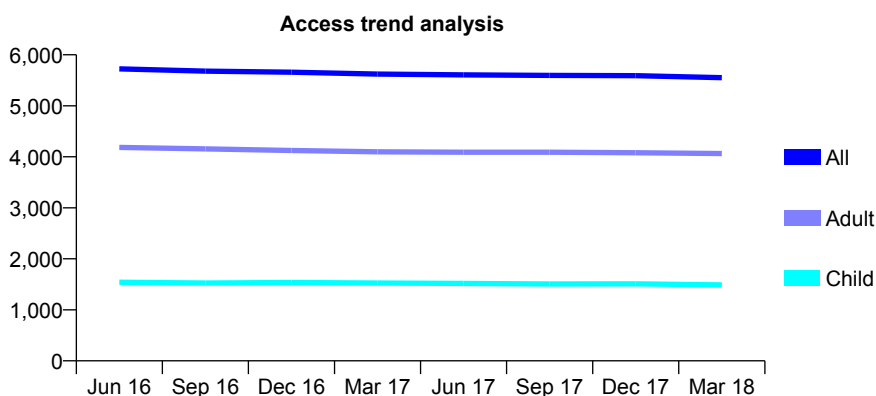
Q63 - Vital Signs At a Glance Contract Report for 361534/0001 - March 2018

Name or company name	MR R JETHA
Contract type name	GDS Contract
Purpose of contract	General
Contract start date	01/02/2011
Contract end date	

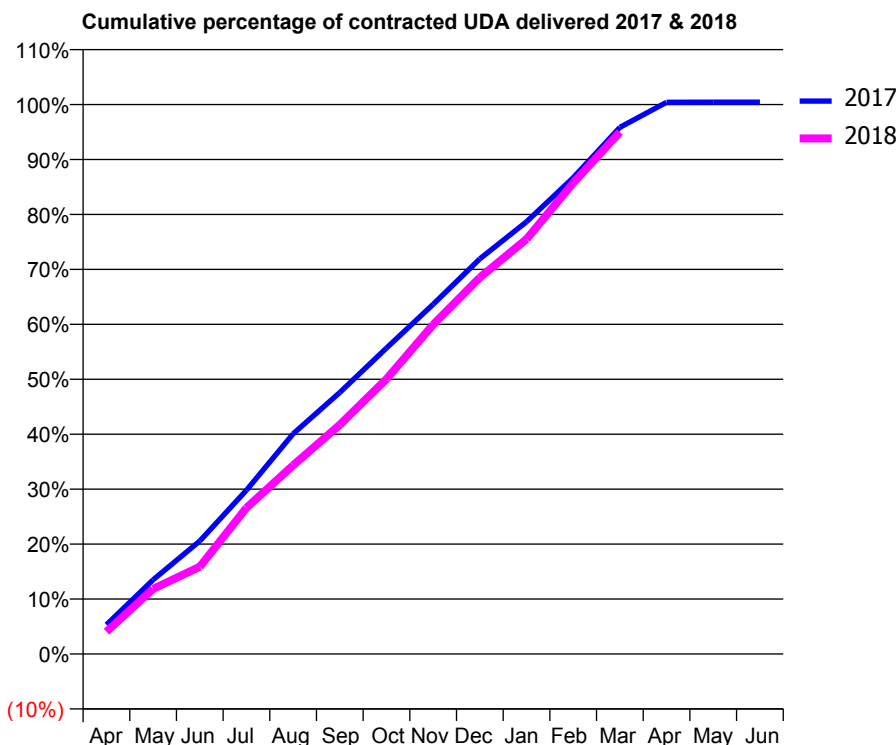
17/18 Contracted general activity (UDA)	12,069
Carry forward general activity (UDA)	-52
17/18 Contracted orthodontic activity (UOA)	0
Carry forward orthodontic activity (UOA)	0
Baseline contract value	£273,403.07

ACCESS*

Patients seen in 24 months	Total	Change since previous quarter
Quarter ending March 2017	5,623	
Quarter ending June 2017	5,607	→
Quarter ending September 2017	5,597	→
Quarter ending December 2017	5,590	→
Quarter ending March 2018	5,552	→
Variance since March 2017	(1.3%)	↓



ACTIVITY



Month	Adjusted Scheduled Activity (UDA)	
	2017	2018
April	643	490
May	1,630	1,431
June	2,482	1,916
July	3,599	3,213
August	4,836	4,145
September	5,745	5,035
October	6,720	6,040
November	7,681	7,237
December	8,678	8,269
January	9,493	9,113
February	10,461	10,345
March	11,568	11,466
April	12,118	
May	12,119	
June	12,121	

QUALITY

	Quantity	Base Number	Contract	AT	Region	England
% of FP17s for the same patient ID Re-attending within 3 months - Children	149	2,370	6.3%	10.1%	11.5%	11.9%
% of FP17s for the same patient ID Re-attending within 3 months - Adults	848	5,482	15.5%	15.5%	16.8%	16.0%
% of FP17s for the same patient ID Re-attending between 3 & 9 months - Children	1,588	2,370	67.0%	48.4%	47.7%	58.3%
% of FP17s for the same patient ID Re-attending between 3 & 9 months - Adults	2,824	5,482	51.5%	38.1%	38.2%	50.3%
% of FP17s for Band 1 Urgent Courses	695	6,992	9.9%	10.1%	10.6%	9.1%
% of FP17s Relating to Free Repair or Replacements	75	6,992	1.1%	0.6%	0.6%	0.8%
% of FP17s Relating to Continuations	45	6,992	0.6%	0.9%	0.8%	1.0%
% of Patients satisfied with the dentistry they have received	5	6	N/A	90.1%	89.3%	91.5%
% of Patients satisfied with the time they had to wait for an appointment	6	6	N/A	86.9%	84.4%	87.9%

* This is based on patients treated on this contract for their most recent course of treatment. Figures in italics indicate the base number of FP17s or Patient Questionnaire responses are less than 100. N/A is shown where the base number of responses is less than 10 during the period. % is calculated as Quantity/Base number*100

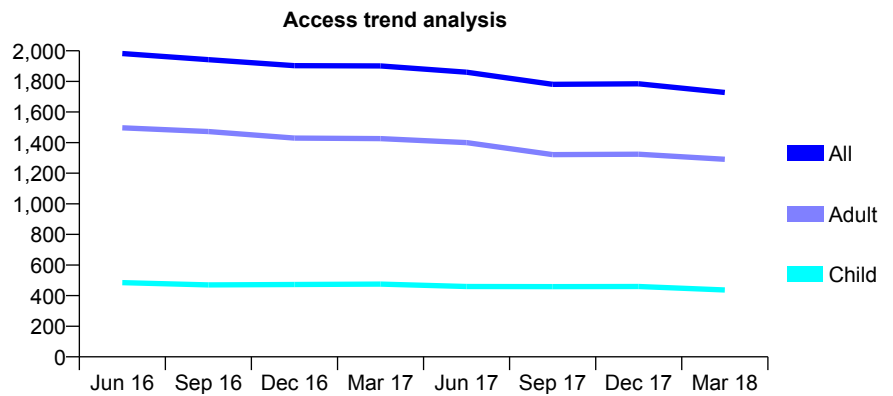
Q63 - Vital Signs At a Glance Contract Report for 381608/0002 - March 2018

Name or company name	Battersea Bridge Dental Practice
Contract type name	GDS Contract
Purpose of contract	General
Contract start date	02/10/2008
Contract end date	

17/18 Contracted general activity (UDA)	9,674
Carry forward general activity (UDA)	0
17/18 Contracted orthodontic activity (UOA)	0
Carry forward orthodontic activity (UOA)	0
Baseline contract value	£261,179.14

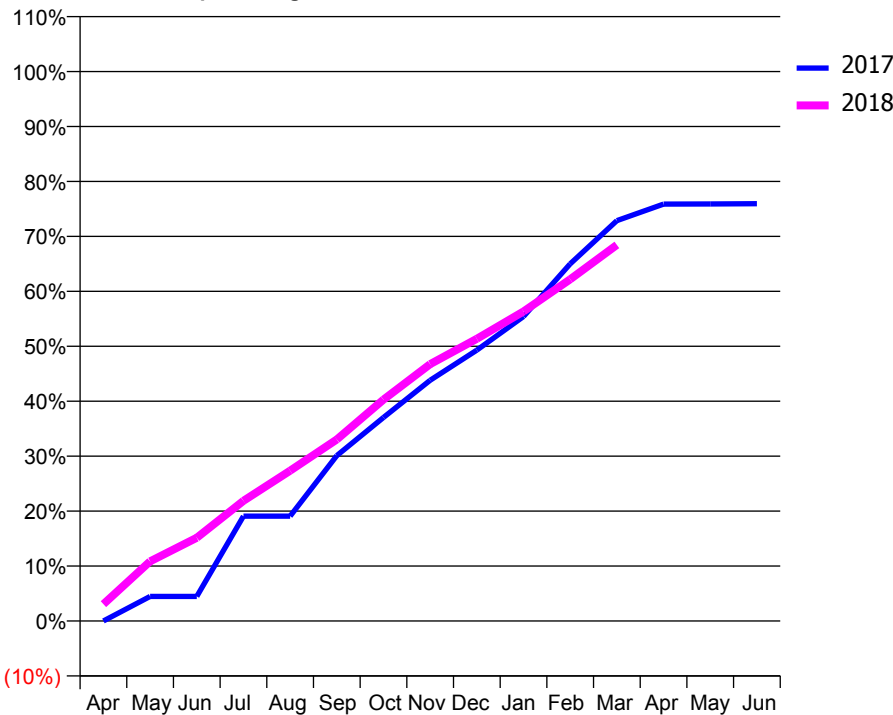
ACCESS*

Patients seen in 24 months	Total	Change since previous quarter
Quarter ending March 2017	1,901	
Quarter ending June 2017	1,860	↓
Quarter ending September 2017	1,781	↓
Quarter ending December 2017	1,784	→
Quarter ending March 2018	1,728	↓
Variance since March 2017	(9.1%)	↓



ACTIVITY

Cumulative percentage of contracted UDA delivered 2017 & 2018



Month	2017	2018
April	0	296
May	433	1,049
June	433	1,467
July	1,847	2,116
August	1,847	2,646
September	2,913	3,197
October	3,583	3,899
November	4,239	4,523
December	4,770	4,968
January	5,360	5,450
February	6,288	6,015
March	7,049	6,622
April	7,339	
May	7,343	
June	7,347	

QUALITY

	Quantity	Base Number	Contract	AT	Region	England
% of FP17s for the same patient ID Re-attending within 3 months - Children	43	566	7.6%	10.1%	11.5%	11.9%
% of FP17s for the same patient ID Re-attending within 3 months - Adults	408	1,688	24.2%	15.5%	16.8%	16.0%
% of FP17s for the same patient ID Re-attending between 3 & 9 months - Children	271	566	47.9%	48.4%	47.7%	58.3%
% of FP17s for the same patient ID Re-attending between 3 & 9 months - Adults	574	1,688	34.0%	38.1%	38.2%	50.3%
% of FP17s for Band 1 Urgent Courses	380	2,160	17.6%	10.1%	10.6%	9.1%
% of FP17s Relating to Free Repair or Replacements	17	2,160	0.8%	0.6%	0.6%	0.8%
% of FP17s Relating to Continuations	5	2,160	0.2%	0.9%	0.8%	1.0%
% of Patients satisfied with the dentistry they have received	0	1	N/A	90.1%	89.3%	91.5%
% of Patients satisfied with the time they had to wait for an appointment	0	1	N/A	86.9%	84.4%	87.9%

* This is based on patients treated on this contract for their most recent course of treatment. Figures in italics indicate the base number of FP17s or Patient Questionnaire responses are less than 100. N/A is shown where the base number of responses is less than 10 during the period. % is calculated as Quantity/Base number*100

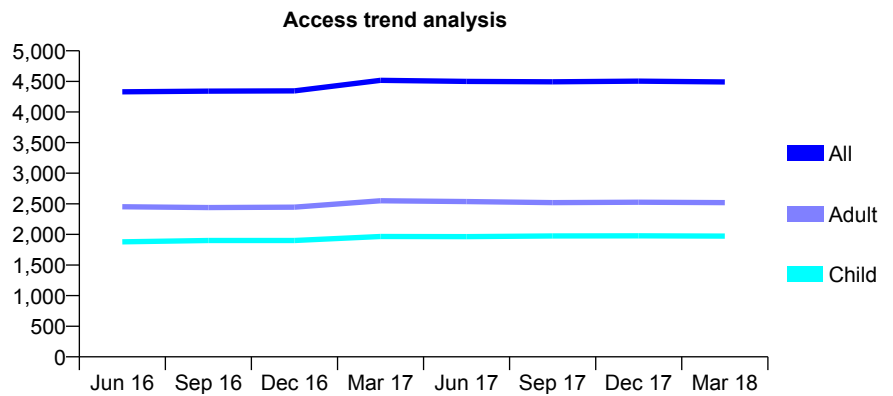
Q63 - Vital Signs At a Glance Contract Report for 390364/0001 - March 2018

Name or company name	Dr Bandlish and Associates
Contract type name	GDS Contract
Purpose of contract	General
Contract start date	01/04/2006
Contract end date	

17/18 Contracted general activity (UDA)	13,432
Carry forward general activity (UDA)	318
17/18 Contracted orthodontic activity (UOA)	0
Carry forward orthodontic activity (UOA)	0
Baseline contract value	£345,114.64

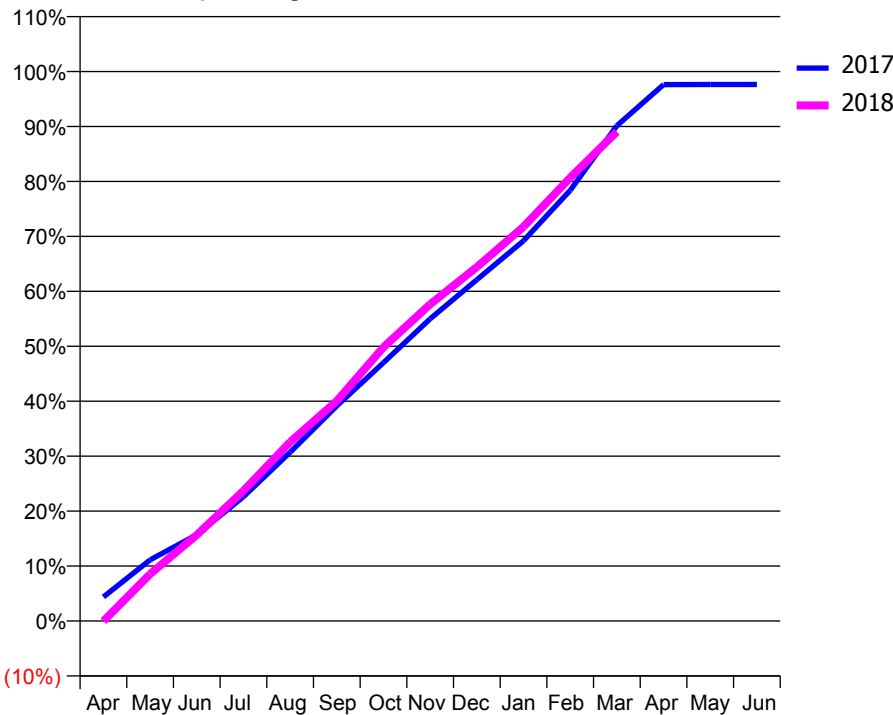
ACCESS*

Patients seen in 24 months	Total	Change since previous quarter
Quarter ending March 2017	4,517	
Quarter ending June 2017	4,500	→
Quarter ending September 2017	4,494	→
Quarter ending December 2017	4,505	→
Quarter ending March 2018	4,492	→
Variance since March 2017	(0.6%)	→



ACTIVITY

Cumulative percentage of contracted UDA delivered 2017 & 2018



Month	Adjusted Scheduled Activity (UDA)	
	2017	2018
April	588	-4
May	1,495	1,150
June	2,110	2,103
July	3,040	3,184
August	4,124	4,375
September	5,261	5,379
October	6,314	6,695
November	7,389	7,742
December	8,342	8,654
January	9,295	9,638
February	10,528	10,836
March	12,109	11,962
April	13,111	
May	13,114	
June	13,114	

QUALITY

	Quantity	Base Number	Contract	AT	Region	England
% of FP17s for the same patient ID Re-attending within 3 months - Children	143	2,309	6.2%	10.1%	11.5%	11.9%
% of FP17s for the same patient ID Re-attending within 3 months - Adults	481	2,925	16.4%	15.5%	16.8%	16.0%
% of FP17s for the same patient ID Re-attending between 3 & 9 months - Children	1,022	2,309	44.3%	48.4%	47.7%	58.3%
% of FP17s for the same patient ID Re-attending between 3 & 9 months - Adults	1,185	2,925	40.5%	38.1%	38.2%	50.3%
% of FP17s for Band 1 Urgent Courses	445	4,943	9.0%	10.1%	10.6%	9.1%
% of FP17s Relating to Free Repair or Replacements	5	4,943	0.1%	0.6%	0.6%	0.8%
% of FP17s Relating to Continuations	9	4,943	0.2%	0.9%	0.8%	1.0%
% of Patients satisfied with the dentistry they have received	1	1	N/A	90.1%	89.3%	91.5%
% of Patients satisfied with the time they had to wait for an appointment	1	1	N/A	86.9%	84.4%	87.9%

* This is based on patients treated on this contract for their most recent course of treatment. Figures in italics indicate the base number of FP17s or Patient Questionnaire responses are less than 100. N/A is shown where the base number of responses is less than 10 during the period. % is calculated as Quantity/Base number*100

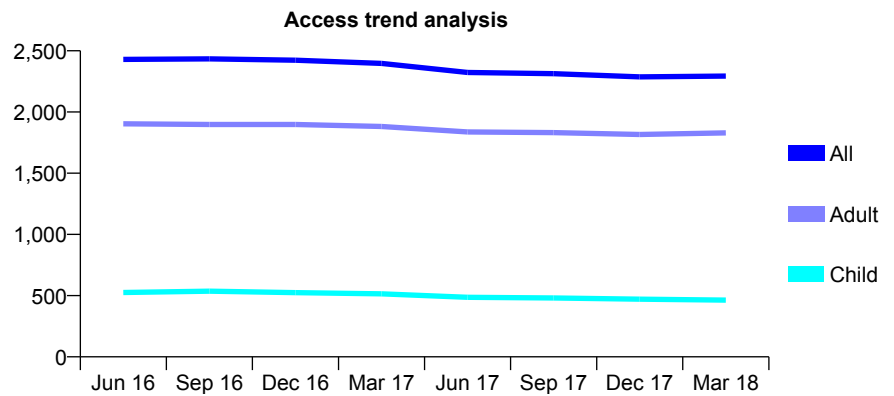
Q63 - Vital Signs At a Glance Contract Report for 394653/0001 - March 2018

Name or company name	MR FE DARTFORD
Contract type name	GDS Contract
Purpose of contract	General
Contract start date	01/05/2007
Contract end date	

17/18 Contracted general activity (UDA)	6,963
Carry forward general activity (UDA)	0
17/18 Contracted orthodontic activity (UOA)	0
Carry forward orthodontic activity (UOA)	0
Baseline contract value	£154,465.70

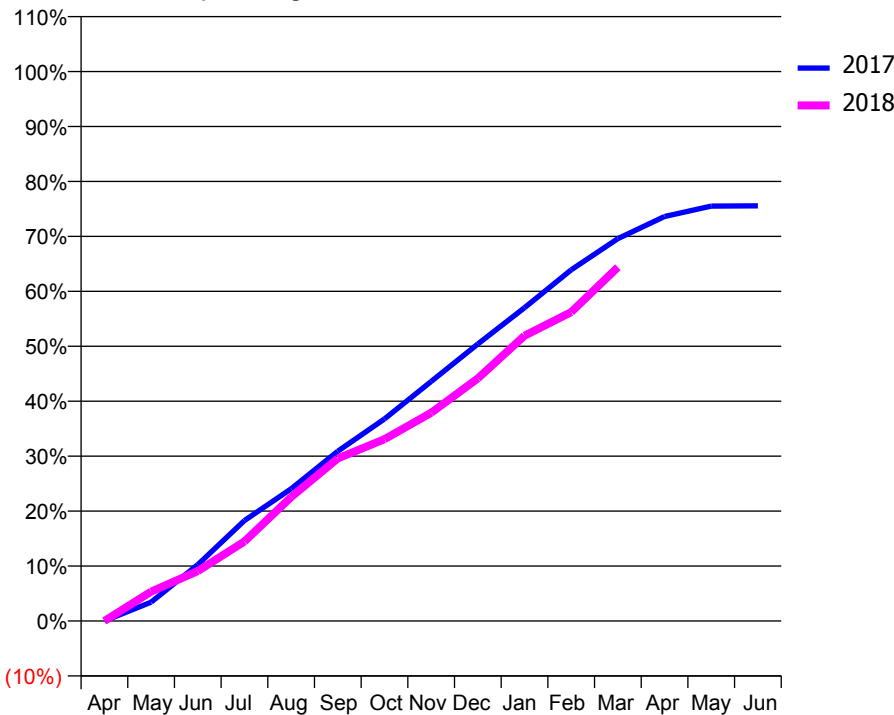
ACCESS*

Patients seen in 24 months	Total	Change since previous quarter
Quarter ending March 2017	2,397	
Quarter ending June 2017	2,323	↓
Quarter ending September 2017	2,313	→
Quarter ending December 2017	2,287	↓
Quarter ending March 2018	2,294	→
Variance since March 2017	(4.3%)	↓



ACTIVITY

Cumulative percentage of contracted UDA delivered 2017 & 2018



Month	Adjusted Scheduled Activity (UDA)	
	2017	2018
April	0	0
May	240	372
June	714	632
July	1,273	1,008
August	1,675	1,570
September	2,152	2,060
October	2,561	2,304
November	3,035	2,638
December	3,511	3,075
January	3,969	3,615
February	4,449	3,914
March	4,845	4,483
April	5,126	
May	5,258	
June	5,261	

QUALITY

	Quantity	Base Number	Contract	AT	Region	England
% of FP17s for the same patient ID Re-attending within 3 months - Children	28	509	5.5%	10.1%	11.5%	11.9%
% of FP17s for the same patient ID Re-attending within 3 months - Adults	160	1,807	8.9%	15.5%	16.8%	16.0%
% of FP17s for the same patient ID Re-attending between 3 & 9 months - Children	236	509	46.4%	48.4%	47.7%	58.3%
% of FP17s for the same patient ID Re-attending between 3 & 9 months - Adults	758	1,807	41.9%	38.1%	38.2%	50.3%
% of FP17s for Band 1 Urgent Courses	50	2,123	2.4%	10.1%	10.6%	9.1%
% of FP17s Relating to Free Repair or Replacements	0	2,123	0.0%	0.6%	0.6%	0.8%
% of FP17s Relating to Continuations	14	2,123	0.7%	0.9%	0.8%	1.0%
% of Patients satisfied with the dentistry they have received	4	4	N/A	90.1%	89.3%	91.5%
% of Patients satisfied with the time they had to wait for an appointment	3	4	N/A	86.9%	84.4%	87.9%

* This is based on patients treated on this contract for their most recent course of treatment. Figures in italics indicate the base number of FP17s or Patient Questionnaire responses are less than 100. N/A is shown where the base number of responses is less than 10 during the period. % is calculated as Quantity/Base number*100

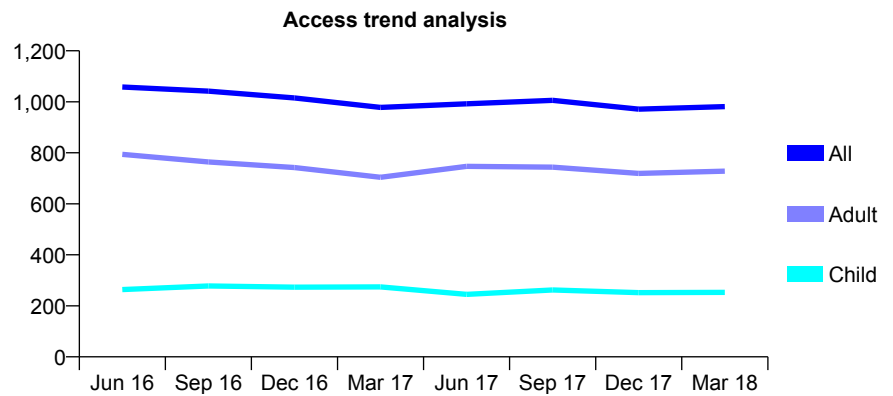
Q63 - Vital Signs At a Glance Contract Report for 395234/0001 - March 2018

Name or company name	MR MZ SHEIKH
Contract type name	GDS Contract
Purpose of contract	General
Contract start date	01/04/2006
Contract end date	

17/18 Contracted general activity (UDA)	2,888
Carry forward general activity (UDA)	-5
17/18 Contracted orthodontic activity (UOA)	0
Carry forward orthodontic activity (UOA)	0
Baseline contract value	£104,514.57

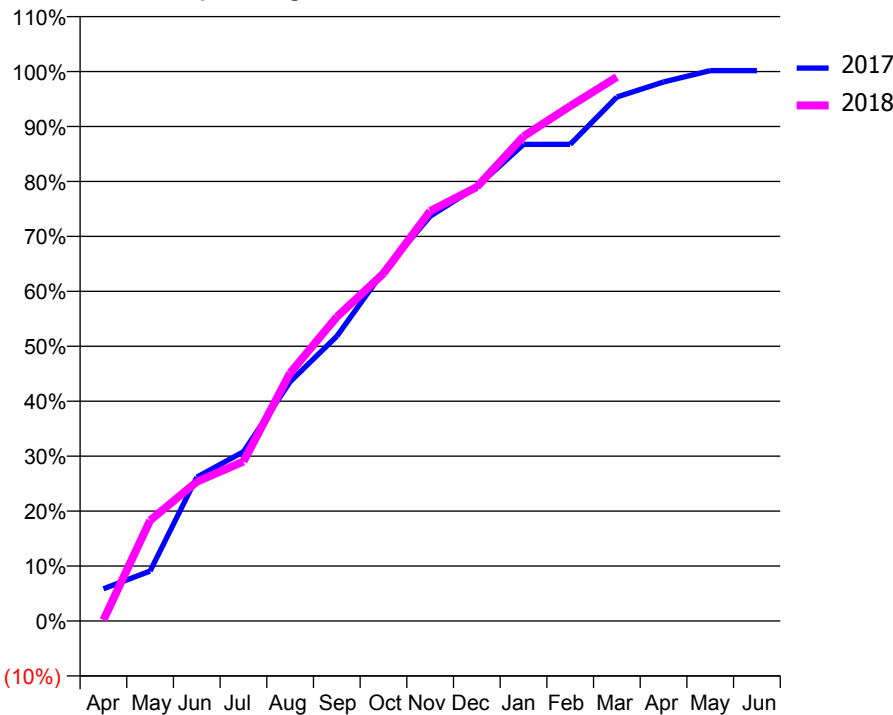
ACCESS*

Patients seen in 24 months	Total	Change since previous quarter
Quarter ending March 2017	978	
Quarter ending June 2017	992	→
Quarter ending September 2017	1,006	→
Quarter ending December 2017	971	↓
Quarter ending March 2018	981	→
Variance since March 2017	0.3%	→



ACTIVITY

Cumulative percentage of contracted UDA delivered 2017 & 2018



Month	Adjusted Scheduled Activity (UDA)	
	2017	2018
April	169	5
May	262	529
June	756	732
July	890	838
August	1,257	1,304
September	1,497	1,598
October	1,838	1,827
November	2,127	2,154
December	2,282	2,281
January	2,505	2,547
February	2,505	2,706
March	2,754	2,859
April	2,833	
May	2,893	
June	2,893	

QUALITY

	Quantity	Base Number	Contract	AT	Region	England
% of FP17s for the same patient ID Re-attending within 3 months - Children	18	222	8.1%	10.1%	11.5%	11.9%
% of FP17s for the same patient ID Re-attending within 3 months - Adults	55	671	8.2%	15.5%	16.8%	16.0%
% of FP17s for the same patient ID Re-attending between 3 & 9 months - Children	61	222	27.5%	48.4%	47.7%	58.3%
% of FP17s for the same patient ID Re-attending between 3 & 9 months - Adults	160	671	23.8%	38.1%	38.2%	50.3%
% of FP17s for Band 1 Urgent Courses	50	822	6.1%	10.1%	10.6%	9.1%
% of FP17s Relating to Free Repair or Replacements	6	822	0.7%	0.6%	0.6%	0.8%
% of FP17s Relating to Continuations	15	822	1.8%	0.9%	0.8%	1.0%
% of Patients satisfied with the dentistry they have received	0	0	N/A	90.1%	89.3%	91.5%
% of Patients satisfied with the time they had to wait for an appointment	0	0	N/A	86.9%	84.4%	87.9%

* This is based on patients treated on this contract for their most recent course of treatment. Figures in italics indicate the base number of FP17s or Patient Questionnaire responses are less than 100. N/A is shown where the base number of responses is less than 10 during the period. % is calculated as Quantity/Base number*100

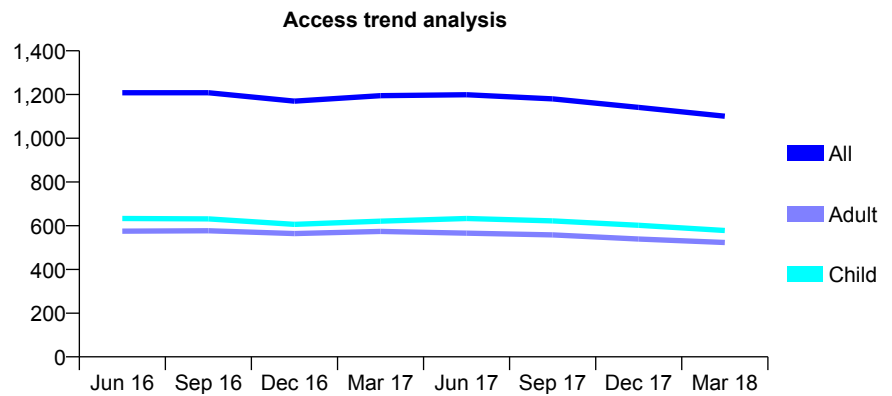
Q63 - Vital Signs At a Glance Contract Report for 395668/0001 - March 2018

Name or company name	Balham Lodge Practice
Contract type name	GDS Contract
Purpose of contract	General
Contract start date	01/04/2006
Contract end date	

17/18 Contracted general activity (UDA)	3,856
Carry forward general activity (UDA)	-4
17/18 Contracted orthodontic activity (UOA)	0
Carry forward orthodontic activity (UOA)	0
Baseline contract value	£111,718.28

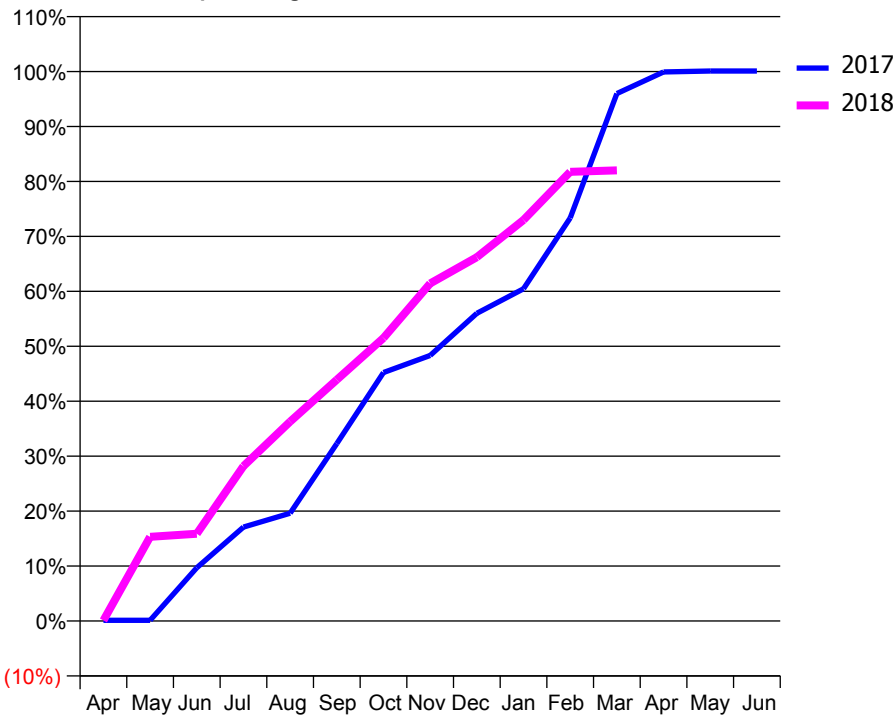
ACCESS*

Patients seen in 24 months	Total	Change since previous quarter
Quarter ending March 2017	1,195	
Quarter ending June 2017	1,199	→
Quarter ending September 2017	1,180	↓
Quarter ending December 2017	1,141	↓
Quarter ending March 2018	1,101	↓
Variance since March 2017	(7.9%)	↓



ACTIVITY

Cumulative percentage of contracted UDA delivered 2017 & 2018



Month	Adjusted Scheduled Activity (UDA)	
	2017	2018
April	5	4
May	5	591
June	373	612
July	659	1,087
August	757	1,399
September	1,245	1,693
October	1,744	1,986
November	1,864	2,369
December	2,159	2,554
January	2,332	2,815
February	2,828	3,152
March	3,701	3,162
April	3,853	
May	3,860	
June	3,860	

QUALITY

	Quantity	Base Number	Contract	AT	Region	England
% of FP17s for the same patient ID Re-attending within 3 months - Children	23	453	5.1%	10.1%	11.5%	11.9%
% of FP17s for the same patient ID Re-attending within 3 months - Adults	76	457	16.6%	15.5%	16.8%	16.0%
% of FP17s for the same patient ID Re-attending between 3 & 9 months - Children	99	453	21.9%	48.4%	47.7%	58.3%
% of FP17s for the same patient ID Re-attending between 3 & 9 months - Adults	122	457	26.7%	38.1%	38.2%	50.3%
% of FP17s for Band 1 Urgent Courses	61	877	7.0%	10.1%	10.6%	9.1%
% of FP17s Relating to Free Repair or Replacements	0	877	0.0%	0.6%	0.6%	0.8%
% of FP17s Relating to Continuations	0	877	0.0%	0.9%	0.8%	1.0%
% of Patients satisfied with the dentistry they have received	0	0	N/A	90.1%	89.3%	91.5%
% of Patients satisfied with the time they had to wait for an appointment	0	0	N/A	86.9%	84.4%	87.9%

* This is based on patients treated on this contract for their most recent course of treatment. Figures in italics indicate the base number of FP17s or Patient Questionnaire responses are less than 100. N/A is shown where the base number of responses is less than 10 during the period. % is calculated as Quantity/Base number*100

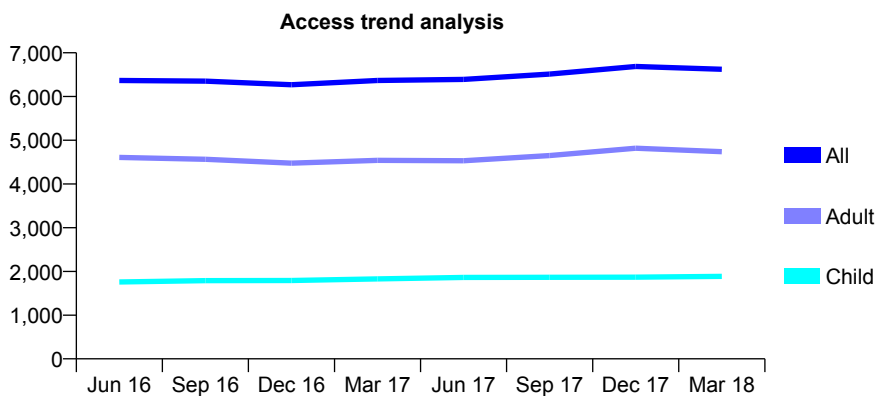
Q63 - Vital Signs At a Glance Contract Report for 397717/0001 - March 2018

Name or company name	MR R KARDEL-TABAR
Contract type name	GDS Contract
Purpose of contract	General
Contract start date	01/08/2008
Contract end date	

17/18 Contracted general activity (UDA)	16,633
Carry forward general activity (UDA)	-333
17/18 Contracted orthodontic activity (UOA)	0
Carry forward orthodontic activity (UOA)	0
Baseline contract value	£416,960.83

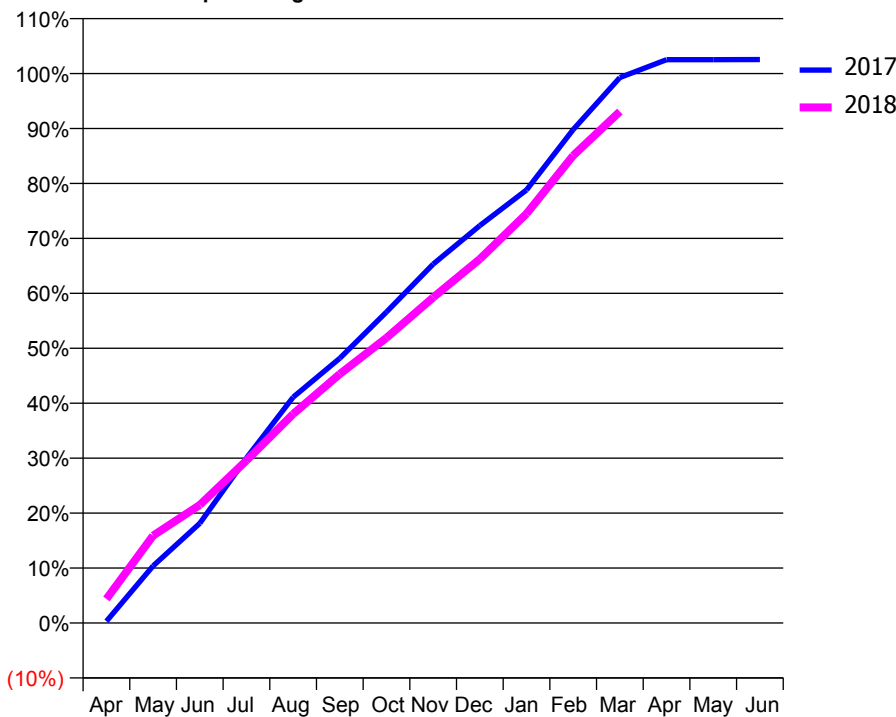
ACCESS*

Patients seen in 24 months	Total	Change since previous quarter
Quarter ending March 2017	6,367	
Quarter ending June 2017	6,393	→
Quarter ending September 2017	6,515	→
Quarter ending December 2017	6,688	↑
Quarter ending March 2018	6,622	→
Variance since March 2017	4.0%	↑



ACTIVITY

Cumulative percentage of contracted UDA delivered 2017 & 2018



Month	Adjusted Scheduled Activity (UDA)	
	2017	2018
April	56	729
May	1,731	2,645
June	3,019	3,574
July	4,995	4,919
August	6,835	6,329
September	8,015	7,536
October	9,414	8,633
November	10,865	9,853
December	12,029	11,017
January	13,108	12,391
February	14,937	14,148
March	16,512	15,482
April	17,051	
May	17,051	
June	17,056	

QUALITY

	Quantity	Base Number	Contract	AT	Region	England
% of FP17s for the same patient ID Re-attending within 3 months - Children	150	2,076	7.2%	10.1%	11.5%	11.9%
% of FP17s for the same patient ID Re-attending within 3 months - Adults	568	4,681	12.1%	15.5%	16.8%	16.0%
% of FP17s for the same patient ID Re-attending between 3 & 9 months - Children	855	2,076	41.2%	48.4%	47.7%	58.3%
% of FP17s for the same patient ID Re-attending between 3 & 9 months - Adults	1,511	4,681	32.3%	38.1%	38.2%	50.3%
% of FP17s for Band 1 Urgent Courses	838	6,498	12.9%	10.1%	10.6%	9.1%
% of FP17s Relating to Free Repair or Replacements	27	6,498	0.4%	0.6%	0.6%	0.8%
% of FP17s Relating to Continuations	19	6,498	0.3%	0.9%	0.8%	1.0%
% of Patients satisfied with the dentistry they have received	3	3	N/A	90.1%	89.3%	91.5%
% of Patients satisfied with the time they had to wait for an appointment	3	3	N/A	86.9%	84.4%	87.9%

* This is based on patients treated on this contract for their most recent course of treatment. Figures in italics indicate the base number of FP17s or Patient Questionnaire responses are less than 100. N/A is shown where the base number of responses is less than 10 during the period. % is calculated as Quantity/Base number*100

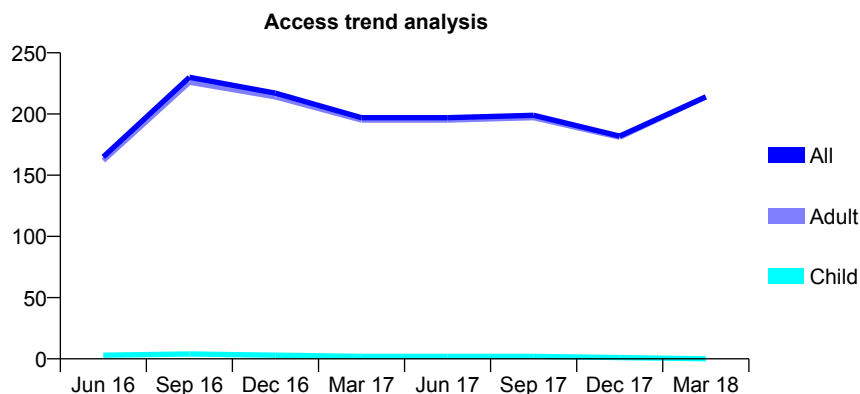
Q63 - Vital Signs At a Glance Contract Report for 397717/0003 - March 2018

Name or company name	MR R KARDEL-TABAR
Contract type name	PDS Contract
Purpose of contract	General
Contract start date	01/06/2013
Contract end date	31/03/2018

17/18 Contracted general activity (UDA)	600
Carry forward general activity (UDA)	-5
17/18 Contracted orthodontic activity (UOA)	0
Carry forward orthodontic activity (UOA)	0
Baseline contract value	£31,995.95

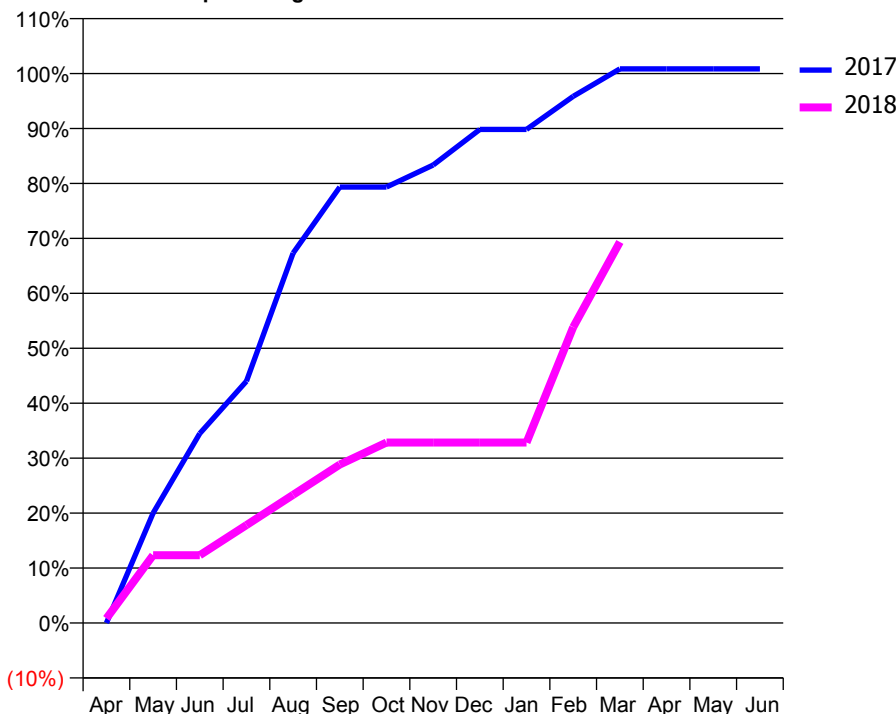
ACCESS*

Patients seen in 24 months	Total	Change since previous quarter
Quarter ending March 2017	197	
Quarter ending June 2017	197	→
Quarter ending September 2017	199	→
Quarter ending December 2017	182	↓
Quarter ending March 2018	214	↑
Variance since March 2017	8.6%	↑



ACTIVITY

Cumulative percentage of contracted UDA delivered 2017 & 2018



Month	Adjusted Scheduled Activity (UDA)	
	2017	2018
April	0	5
May	120	74
June	207	74
July	264	107
August	404	140
September	476	173
October	476	197
November	500	197
December	539	197
January	539	197
February	575	323
March	605	416
April	605	
May	605	
June	605	

QUALITY

	Quantity	Base Number	Contract	AT	Region	England
% of FP17s for the same patient ID Re-attending within 3 months - Children	0	0	N/A	10.1%	11.5%	11.9%
% of FP17s for the same patient ID Re-attending within 3 months - Adults	0	137	0.0%	15.5%	16.8%	16.0%
% of FP17s for the same patient ID Re-attending between 3 & 9 months - Children	0	0	N/A	48.4%	47.7%	58.3%
% of FP17s for the same patient ID Re-attending between 3 & 9 months - Adults	1	137	0.7%	38.1%	38.2%	50.3%
% of FP17s for Band 1 Urgent Courses	0	137	0.0%	10.1%	10.6%	9.1%
% of FP17s Relating to Free Repair or Replacements	1	137	0.7%	0.6%	0.6%	0.8%
% of FP17s Relating to Continuations	9	137	6.6%	0.9%	0.8%	1.0%
% of Patients satisfied with the dentistry they have received	0	0	N/A	90.1%	89.3%	91.5%
% of Patients satisfied with the time they had to wait for an appointment	0	0	N/A	86.9%	84.4%	87.9%

* This is based on patients treated on this contract for their most recent course of treatment. Figures in italics indicate the base number of FP17s or Patient Questionnaire responses are less than 100. N/A is shown where the base number of responses is less than 10 during the period. % is calculated as Quantity/Base number*100

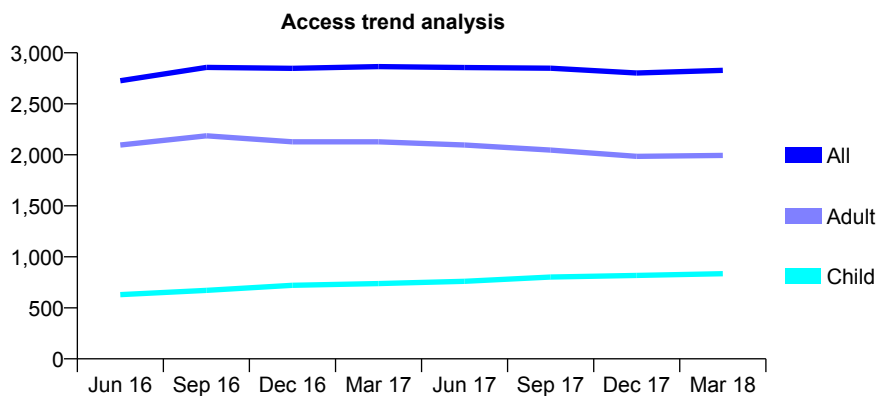
Q63 - Vital Signs At a Glance Contract Report for 397717/0004 - March 2018

Name or company name	MR R KARDEL-TABAR
Contract type name	GDS Contract
Purpose of contract	General
Contract start date	01/10/2014
Contract end date	

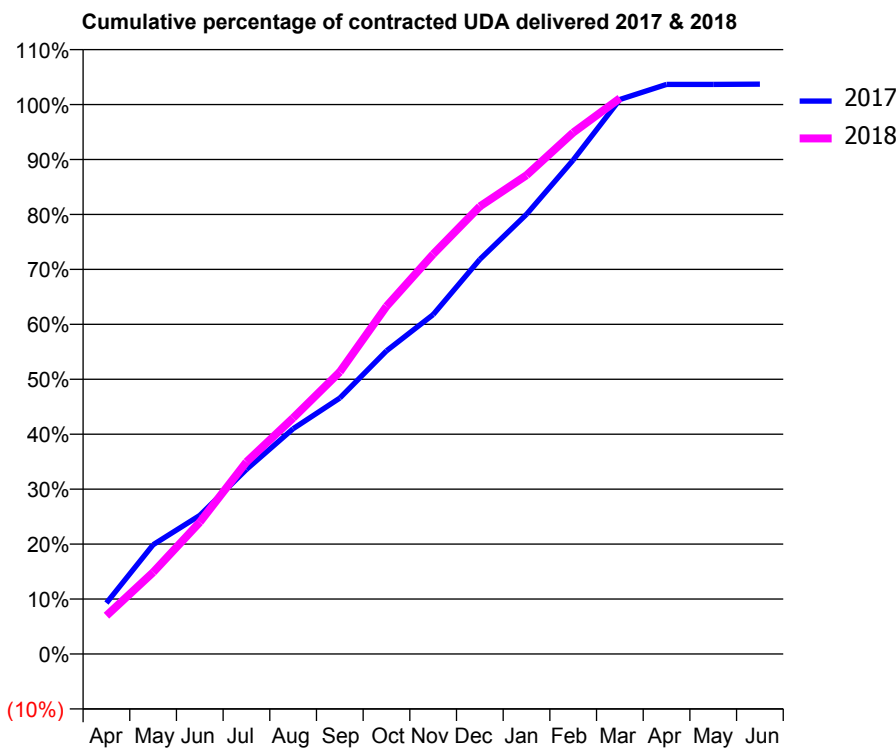
17/18 Contracted general activity (UDA)	6,334
Carry forward general activity (UDA)	-127
17/18 Contracted orthodontic activity (UOA)	0
Carry forward orthodontic activity (UOA)	0
Baseline contract value	£164,894.32

ACCESS*

Patients seen in 24 months	Total	Change since previous quarter
Quarter ending March 2017	2,865	
Quarter ending June 2017	2,856	→
Quarter ending September 2017	2,849	→
Quarter ending December 2017	2,802	↓
Quarter ending March 2018	2,828	→
Variance since March 2017	(1.3%)	↓



ACTIVITY



Month	Adjusted Scheduled Activity (UDA)	
	2017	2018
April	588	443
May	1,259	942
June	1,598	1,519
July	2,128	2,215
August	2,597	2,722
September	2,950	3,252
October	3,495	4,008
November	3,912	4,609
December	4,548	5,159
January	5,068	5,519
February	5,694	6,011
March	6,392	6,406
April	6,566	
May	6,566	
June	6,569	

QUALITY

	Quantity	Base Number	Contract	AT	Region	England
% of FP17s for the same patient ID Re-attending within 3 months - Children	74	925	8.0%	10.1%	11.5%	11.9%
% of FP17s for the same patient ID Re-attending within 3 months - Adults	207	1,776	11.7%	15.5%	16.8%	16.0%
% of FP17s for the same patient ID Re-attending between 3 & 9 months - Children	392	925	42.4%	48.4%	47.7%	58.3%
% of FP17s for the same patient ID Re-attending between 3 & 9 months - Adults	460	1,776	25.9%	38.1%	38.2%	50.3%
% of FP17s for Band 1 Urgent Courses	501	2,631	19.0%	10.1%	10.6%	9.1%
% of FP17s Relating to Free Repair or Replacements	1	2,631	0.0%	0.6%	0.6%	0.8%
% of FP17s Relating to Continuations	7	2,631	0.3%	0.9%	0.8%	1.0%
% of Patients satisfied with the dentistry they have received	2	2	N/A	90.1%	89.3%	91.5%
% of Patients satisfied with the time they had to wait for an appointment	2	2	N/A	86.9%	84.4%	87.9%

* This is based on patients treated on this contract for their most recent course of treatment. Figures in italics indicate the base number of FP17s or Patient Questionnaire responses are less than 100. N/A is shown where the base number of responses is less than 10 during the period. % is calculated as Quantity/Base number*100

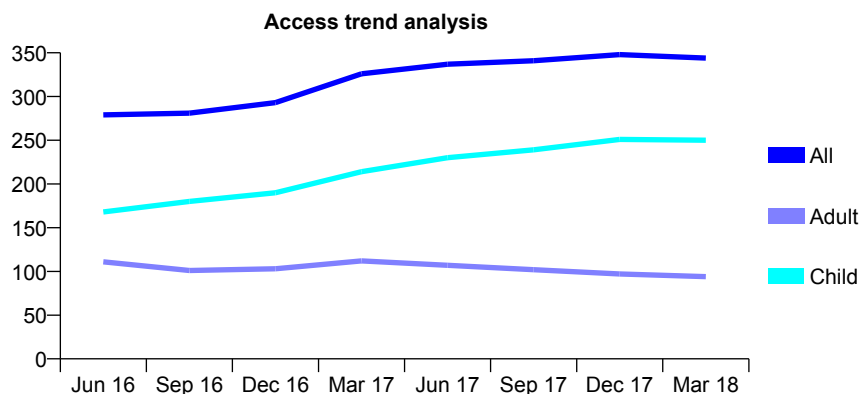
Q63 - Vital Signs At a Glance Contract Report for 559083/0005 - March 2018

Name or company name	MR VS SEHMI
Contract type name	GDS Contract
Purpose of contract	General
Contract start date	23/01/2012
Contract end date	

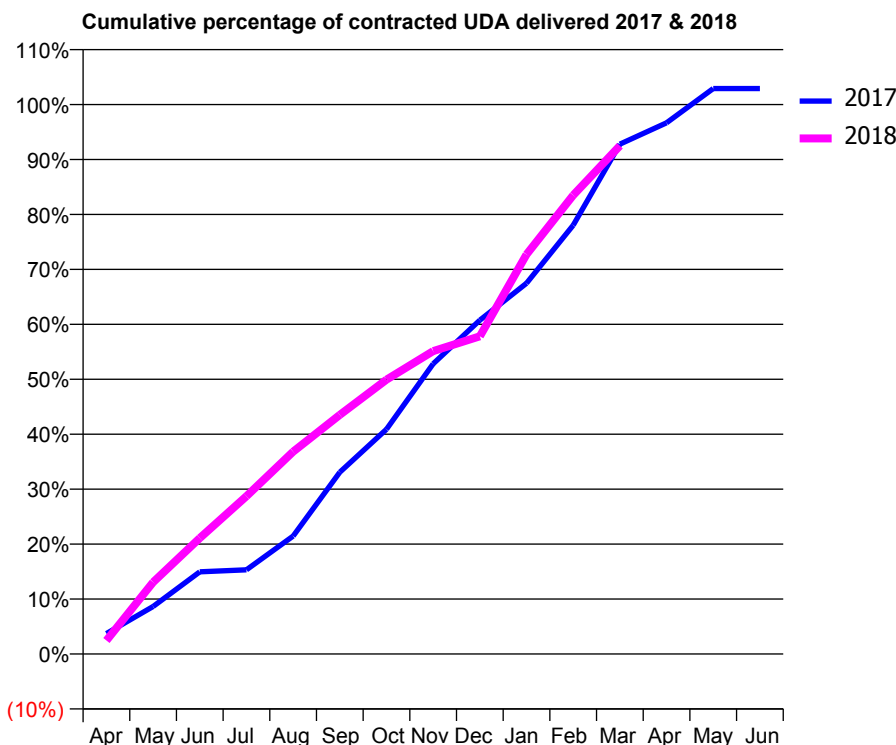
17/18 Contracted general activity (UDA)	859
Carry forward general activity (UDA)	-17
17/18 Contracted orthodontic activity (UOA)	0
Carry forward orthodontic activity (UOA)	0
Baseline contract value	£19,584.05

ACCESS*

Patients seen in 24 months	Total	Change since previous quarter
Quarter ending March 2017	326	
Quarter ending June 2017	337	↑
Quarter ending September 2017	341	→
Quarter ending December 2017	348	↑
Quarter ending March 2018	344	↓
Variance since March 2017	5.5%	↑



ACTIVITY



Month	Adjusted Scheduled Activity (UDA)	
	2017	2018
April	32	21
May	74	112
June	129	181
July	132	247
August	184	316
September	284	374
October	351	429
November	454	473
December	522	497
January	580	625
February	670	717
March	797	795
April	830	
May	884	
June	884	

QUALITY

	Quantity	Base Number	Contract	AT	Region	England
% of FP17s for the same patient ID Re-attending within 3 months - Children	28	291	9.6%	10.1%	11.5%	11.9%
% of FP17s for the same patient ID Re-attending within 3 months - Adults	26	100	26.0%	15.5%	16.8%	16.0%
% of FP17s for the same patient ID Re-attending between 3 & 9 months - Children	111	291	38.1%	48.4%	47.7%	58.3%
% of FP17s for the same patient ID Re-attending between 3 & 9 months - Adults	32	100	32.0%	38.1%	38.2%	50.3%
% of FP17s for Band 1 Urgent Courses	38	357	10.6%	10.1%	10.6%	9.1%
% of FP17s Relating to Free Repair or Replacements	0	357	0.0%	0.6%	0.6%	0.8%
% of FP17s Relating to Continuations	0	357	0.0%	0.9%	0.8%	1.0%
% of Patients satisfied with the dentistry they have received	0	0	N/A	90.1%	89.3%	91.5%
% of Patients satisfied with the time they had to wait for an appointment	0	0	N/A	86.9%	84.4%	87.9%

* This is based on patients treated on this contract for their most recent course of treatment. Figures in italics indicate the base number of FP17s or Patient Questionnaire responses are less than 100. N/A is shown where the base number of responses is less than 10 during the period. % is calculated as Quantity/Base number*100

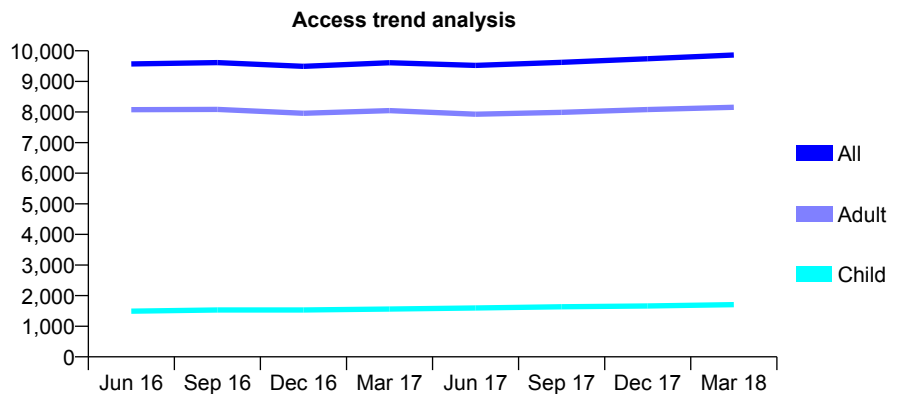
Q63 - Vital Signs At a Glance Contract Report for 559350/0001 - March 2018

Name or company name	MR S SURENDRA
Contract type name	GDS Contract
Purpose of contract	General
Contract start date	01/04/2006
Contract end date	

17/18 Contracted general activity (UDA)	24,100
Carry forward general activity (UDA)	710
17/18 Contracted orthodontic activity (UOA)	0
Carry forward orthodontic activity (UOA)	0
Baseline contract value	£725,354.98

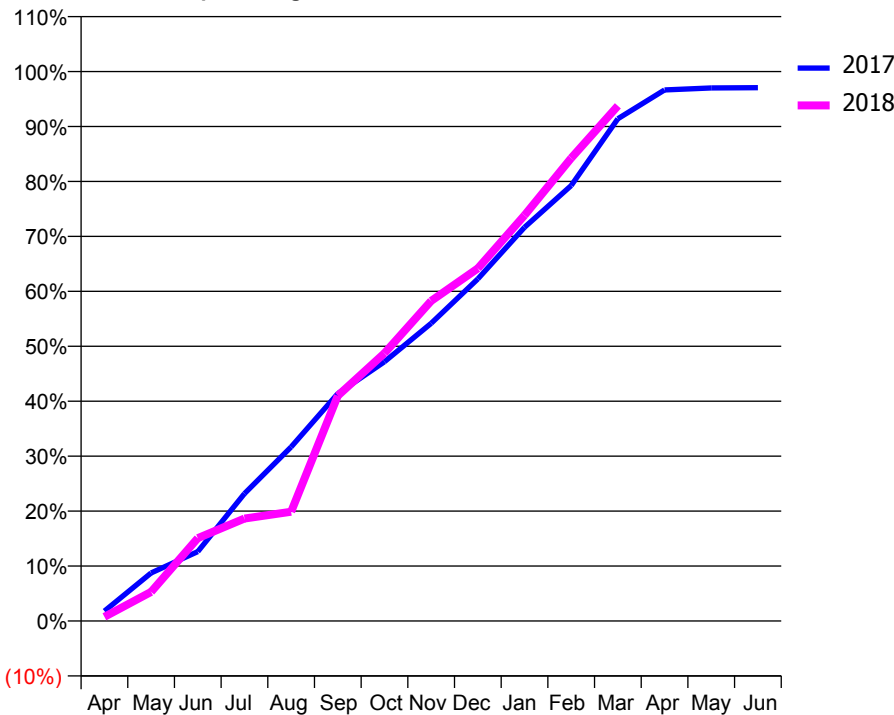
ACCESS*

Patients seen in 24 months	Total	Change since previous quarter
Quarter ending March 2017	9,611	
Quarter ending June 2017	9,522	→
Quarter ending September 2017	9,625	→
Quarter ending December 2017	9,740	→
Quarter ending March 2018	9,864	→
Variance since March 2017	2.6%	↑



ACTIVITY

Cumulative percentage of contracted UDA delivered 2017 & 2018



Month	Adjusted Scheduled Activity (UDA)	
	2017	2018
April	438	185
May	2,108	1,277
June	3,044	3,632
July	5,589	4,495
August	7,634	4,792
September	9,972	9,883
October	11,370	11,747
November	13,059	14,039
December	15,005	15,463
January	17,265	17,794
February	19,096	20,302
March	22,028	22,598
April	23,291	
May	23,381	
June	23,390	

QUALITY

	Quantity	Base Number	Contract	AT	Region	England
% of FP17s for the same patient ID Re-attending within 3 months - Children	147	2,006	7.3%	10.1%	11.5%	11.9%
% of FP17s for the same patient ID Re-attending within 3 months - Adults	872	7,641	11.4%	15.5%	16.8%	16.0%
% of FP17s for the same patient ID Re-attending between 3 & 9 months - Children	908	2,006	45.3%	48.4%	47.7%	58.3%
% of FP17s for the same patient ID Re-attending between 3 & 9 months - Adults	2,582	7,641	33.8%	38.1%	38.2%	50.3%
% of FP17s for Band 1 Urgent Courses	581	9,224	6.3%	10.1%	10.6%	9.1%
% of FP17s Relating to Free Repair or Replacements	5	9,224	0.1%	0.6%	0.6%	0.8%
% of FP17s Relating to Continuations	69	9,224	0.7%	0.9%	0.8%	1.0%
% of Patients satisfied with the dentistry they have received	2	2	N/A	90.1%	89.3%	91.5%
% of Patients satisfied with the time they had to wait for an appointment	2	2	N/A	86.9%	84.4%	87.9%

* This is based on patients treated on this contract for their most recent course of treatment. Figures in italics indicate the base number of FP17s or Patient Questionnaire responses are less than 100. N/A is shown where the base number of responses is less than 10 during the period. % is calculated as Quantity/Base number*100

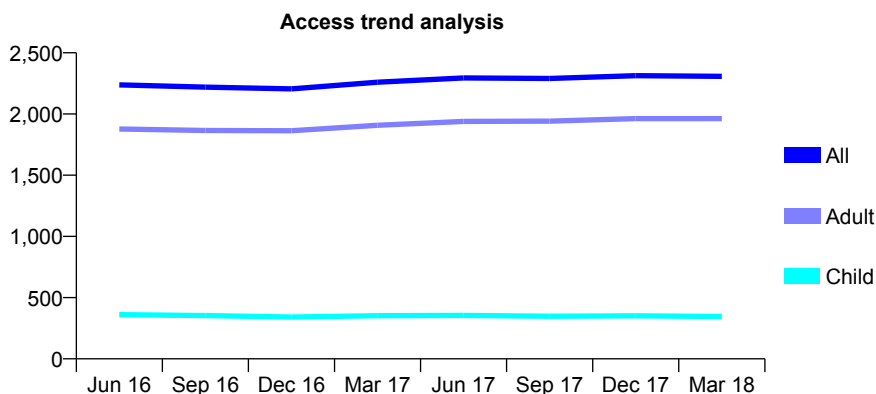
Q63 - Vital Signs At a Glance Contract Report for 565164/0001 - March 2018

Name or company name	MISS P SARGENT
Contract type name	GDS Contract
Purpose of contract	General
Contract start date	01/04/2006
Contract end date	

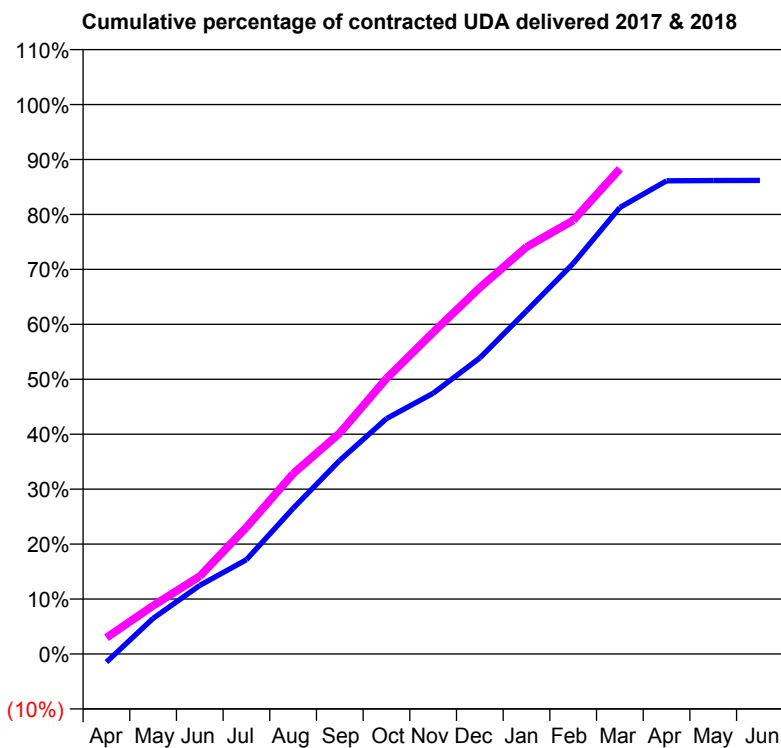
17/18 Contracted general activity (UDA)	6,700
Carry forward general activity (UDA)	0
17/18 Contracted orthodontic activity (UOA)	0
Carry forward orthodontic activity (UOA)	0
Baseline contract value	£139,898.72

ACCESS*

Patients seen in 24 months	Total	Change since previous quarter
Quarter ending March 2017	2,260	
Quarter ending June 2017	2,295	→
Quarter ending September 2017	2,290	→
Quarter ending December 2017	2,313	→
Quarter ending March 2018	2,308	→
Variance since March 2017	2.1%	↑



ACTIVITY



Month	Adjusted Scheduled Activity (UDA)	
	2017	2018
April	-100	199
May	434	590
June	837	949
July	1,151	1,545
August	1,776	2,198
September	2,361	2,694
October	2,871	3,360
November	3,179	3,923
December	3,610	4,468
January	4,183	4,964
February	4,761	5,286
March	5,445	5,916
April	5,769	
May	5,773	
June	5,775	

QUALITY

	Quantity	Base Number	Contract	AT	Region	England
% of FP17s for the same patient ID Re-attending within 3 months - Children	10	485	2.1%	10.1%	11.5%	11.9%
% of FP17s for the same patient ID Re-attending within 3 months - Adults	365	3,059	11.9%	15.5%	16.8%	16.0%
% of FP17s for the same patient ID Re-attending between 3 & 9 months - Children	273	485	56.3%	48.4%	47.7%	58.3%
% of FP17s for the same patient ID Re-attending between 3 & 9 months - Adults	1,662	3,059	54.3%	38.1%	38.2%	50.3%
% of FP17s for Band 1 Urgent Courses	239	3,391	7.0%	10.1%	10.6%	9.1%
% of FP17s Relating to Free Repair or Replacements	0	3,391	0.0%	0.6%	0.6%	0.8%
% of FP17s Relating to Continuations	24	3,391	0.7%	0.9%	0.8%	1.0%
% of Patients satisfied with the dentistry they have received	7	7	N/A	90.1%	89.3%	91.5%
% of Patients satisfied with the time they had to wait for an appointment	7	7	N/A	86.9%	84.4%	87.9%

* This is based on patients treated on this contract for their most recent course of treatment. Figures in italics indicate the base number of FP17s or Patient Questionnaire responses are less than 100. N/A is shown where the base number of responses is less than 10 during the period. % is calculated as Quantity/Base number*100

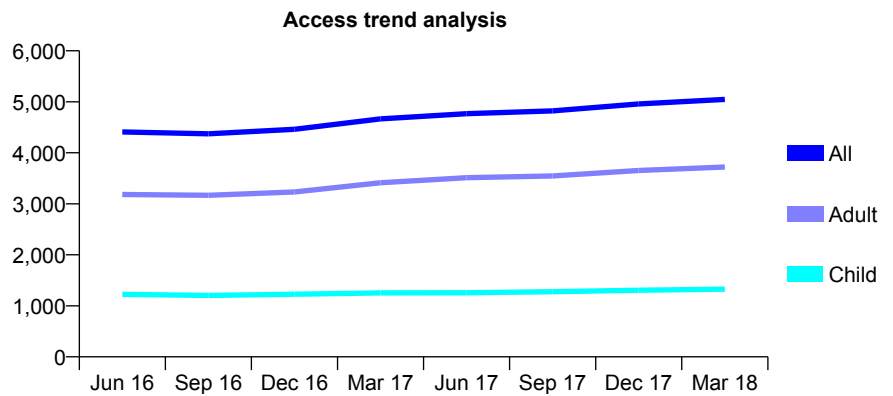
Q63 - Vital Signs At a Glance Contract Report for 566470/0001 - March 2018

Name or company name	MISS D OZA
Contract type name	GDS Contract
Purpose of contract	General
Contract start date	01/04/2006
Contract end date	

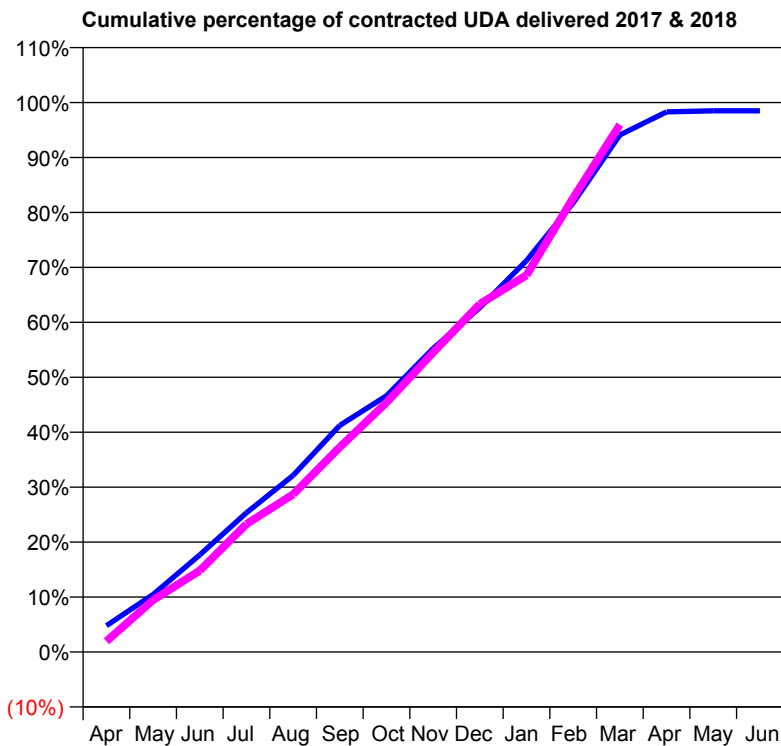
17/18 Contracted general activity (UDA)	13,874
Carry forward general activity (UDA)	211
17/18 Contracted orthodontic activity (UOA)	0
Carry forward orthodontic activity (UOA)	0
Baseline contract value	£357,561.66

ACCESS*

Patients seen in 24 months	Total	Change since previous quarter
Quarter ending March 2017	4,665	
Quarter ending June 2017	4,768	↑
Quarter ending September 2017	4,823	→
Quarter ending December 2017	4,958	↑
Quarter ending March 2018	5,048	→
Variance since March 2017	8.2%	↑



ACTIVITY



Month	Adjusted Scheduled Activity (UDA)	
	2017	2018
April	666	273
May	1,451	1,313
June	2,453	2,054
July	3,517	3,231
August	4,460	3,982
September	5,721	5,171
October	6,469	6,297
November	7,664	7,565
December	8,693	8,785
January	9,883	9,512
February	11,337	11,464
March	13,055	13,315
April	13,637	
May	13,663	
June	13,663	

QUALITY

	Quantity	Base Number	Contract	AT	Region	England
% of FP17s for the same patient ID Re-attending within 3 months - Children	151	1,658	9.1%	10.1%	11.5%	11.9%
% of FP17s for the same patient ID Re-attending within 3 months - Adults	469	3,827	12.3%	15.5%	16.8%	16.0%
% of FP17s for the same patient ID Re-attending between 3 & 9 months - Children	752	1,658	45.4%	48.4%	47.7%	58.3%
% of FP17s for the same patient ID Re-attending between 3 & 9 months - Adults	1,474	3,827	38.5%	38.1%	38.2%	50.3%
% of FP17s for Band 1 Urgent Courses	441	5,271	8.4%	10.1%	10.6%	9.1%
% of FP17s Relating to Free Repair or Replacements	19	5,271	0.4%	0.6%	0.6%	0.8%
% of FP17s Relating to Continuations	15	5,271	0.3%	0.9%	0.8%	1.0%
% of Patients satisfied with the dentistry they have received	2	3	N/A	90.1%	89.3%	91.5%
% of Patients satisfied with the time they had to wait for an appointment	2	3	N/A	86.9%	84.4%	87.9%

* This is based on patients treated on this contract for their most recent course of treatment. Figures in italics indicate the base number of FP17s or Patient Questionnaire responses are less than 100. N/A is shown where the base number of responses is less than 10 during the period. % is calculated as Quantity/Base number*100

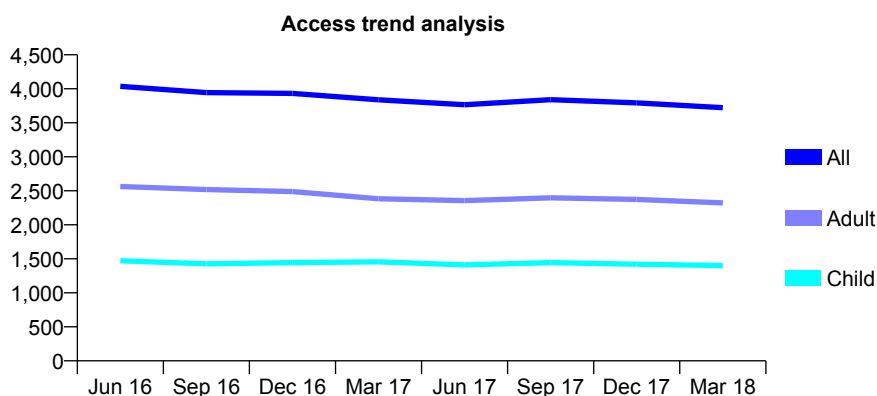
Q63 - Vital Signs At a Glance Contract Report for 567159/0002 - March 2018

Name or company name	K Sachdev, A Sachdev, M Sachdev, N Sac
Contract type name	GDS Contract
Purpose of contract	General
Contract start date	01/04/2006
Contract end date	

17/18 Contracted general activity (UDA)	8,750
Carry forward general activity (UDA)	105
17/18 Contracted orthodontic activity (UOA)	0
Carry forward orthodontic activity (UOA)	0
Baseline contract value	£289,800.20

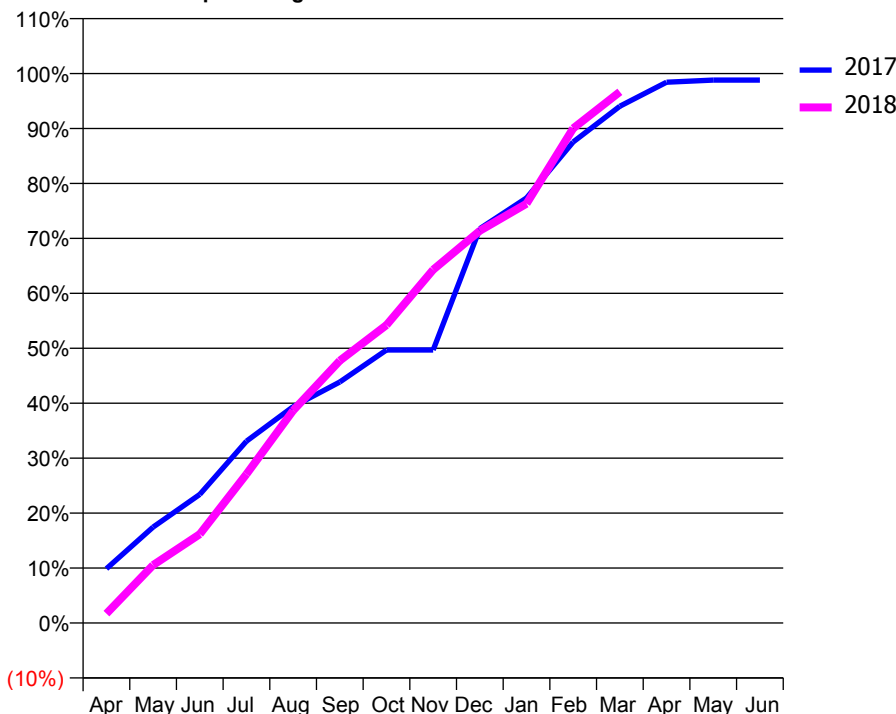
ACCESS*

Patients seen in 24 months	Total	Change since previous quarter
Quarter ending March 2017	3,838	
Quarter ending June 2017	3,766	↓
Quarter ending September 2017	3,841	→
Quarter ending December 2017	3,794	↓
Quarter ending March 2018	3,723	↓
Variance since March 2017	(3.0%)	↓



ACTIVITY

Cumulative percentage of contracted UDA delivered 2017 & 2018



Month	Adjusted Scheduled Activity (UDA)	
	2017	2018
April	865	150
May	1,528	922
June	2,049	1,416
July	2,894	2,371
August	3,444	3,383
September	3,837	4,178
October	4,347	4,745
November	4,347	5,625
December	6,280	6,245
January	6,767	6,676
February	7,660	7,876
March	8,229	8,457
April	8,612	
May	8,645	
June	8,645	

QUALITY

	Quantity	Base Number	Contract	AT	Region	England
% of FP17s for the same patient ID Re-attending within 3 months - Children	165	1,885	8.8%	10.1%	11.5%	11.9%
% of FP17s for the same patient ID Re-attending within 3 months - Adults	406	2,525	16.1%	15.5%	16.8%	16.0%
% of FP17s for the same patient ID Re-attending between 3 & 9 months - Children	830	1,885	44.0%	48.4%	47.7%	58.3%
% of FP17s for the same patient ID Re-attending between 3 & 9 months - Adults	701	2,525	27.8%	38.1%	38.2%	50.3%
% of FP17s for Band 1 Urgent Courses	573	4,243	13.5%	10.1%	10.6%	9.1%
% of FP17s Relating to Free Repair or Replacements	2	4,243	0.0%	0.6%	0.6%	0.8%
% of FP17s Relating to Continuations	59	4,243	1.4%	0.9%	0.8%	1.0%
% of Patients satisfied with the dentistry they have received	1	2	N/A	90.1%	89.3%	91.5%
% of Patients satisfied with the time they had to wait for an appointment	2	2	N/A	86.9%	84.4%	87.9%

* This is based on patients treated on this contract for their most recent course of treatment. Figures in italics indicate the base number of FP17s or Patient Questionnaire responses are less than 100. N/A is shown where the base number of responses is less than 10 during the period. % is calculated as Quantity/Base number*100

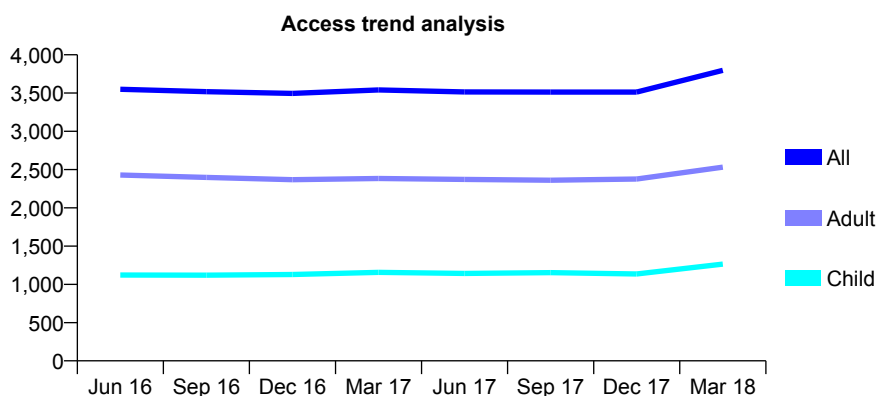
Q63 - Vital Signs At a Glance Contract Report for 567159/0003 - March 2018

Name or company name	K Sachdev, A Sachdev, M Sachdev, N Sac
Contract type name	GDS Contract
Purpose of contract	General
Contract start date	01/04/2006
Contract end date	

17/18 Contracted general activity (UDA)	12,000
Carry forward general activity (UDA)	-226
17/18 Contracted orthodontic activity (UOA)	0
Carry forward orthodontic activity (UOA)	0
Baseline contract value	£370,335.40

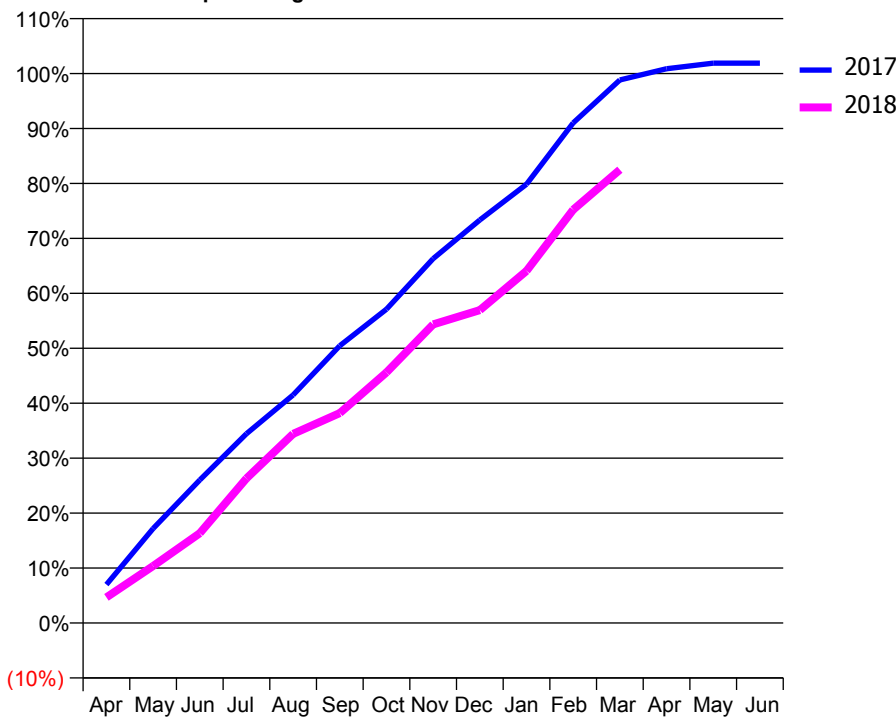
ACCESS*

Patients seen in 24 months	Total	Change since previous quarter
Quarter ending March 2017	3,541	
Quarter ending June 2017	3,514	→
Quarter ending September 2017	3,513	→
Quarter ending December 2017	3,513	→
Quarter ending March 2018	3,797	↑
Variance since March 2017	7.2%	↑



ACTIVITY

Cumulative percentage of contracted UDA delivered 2017 & 2018



Adjusted Scheduled Activity (UDA)

Month	2017	2018
April	840	559
May	2,064	1,244
June	3,122	1,962
July	4,134	3,159
August	4,980	4,132
September	6,055	4,585
October	6,853	5,474
November	7,957	6,522
December	8,803	6,832
January	9,581	7,689
February	10,921	9,026
March	11,858	9,900
April	12,104	
May	12,226	
June	12,226	

QUALITY

	Quantity	Base Number	Contract	AT	Region	England
% of FP17s for the same patient ID Re-attending within 3 months - Children	96	1,188	8.1%	10.1%	11.5%	11.9%
% of FP17s for the same patient ID Re-attending within 3 months - Adults	454	2,444	18.6%	15.5%	16.8%	16.0%
% of FP17s for the same patient ID Re-attending between 3 & 9 months - Children	410	1,188	34.5%	48.4%	47.7%	58.3%
% of FP17s for the same patient ID Re-attending between 3 & 9 months - Adults	699	2,444	28.6%	38.1%	38.2%	50.3%
% of FP17s for Band 1 Urgent Courses	866	3,543	24.4%	10.1%	10.6%	9.1%
% of FP17s Relating to Free Repair or Replacements	21	3,543	0.6%	0.6%	0.6%	0.8%
% of FP17s Relating to Continuations	28	3,543	0.8%	0.9%	0.8%	1.0%
% of Patients satisfied with the dentistry they have received	2	2	N/A	90.1%	89.3%	91.5%
% of Patients satisfied with the time they had to wait for an appointment	1	2	N/A	86.9%	84.4%	87.9%

* This is based on patients treated on this contract for their most recent course of treatment. Figures in italics indicate the base number of FP17s or Patient Questionnaire responses are less than 100. N/A is shown where the base number of responses is less than 10 during the period. % is calculated as Quantity/Base number*100

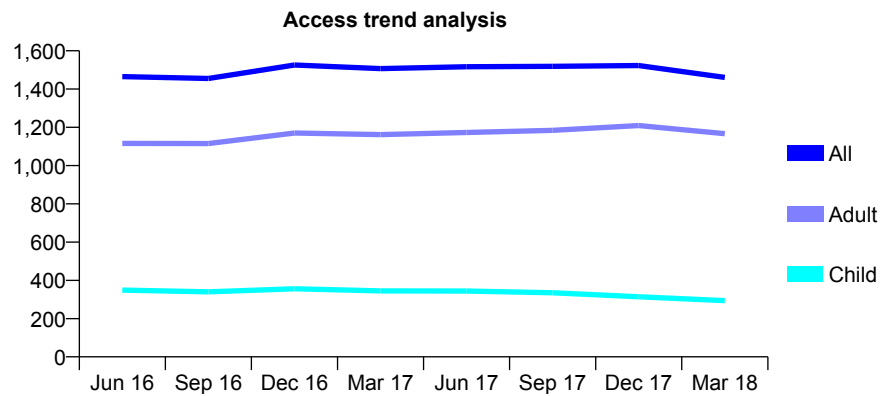
Q63 - Vital Signs At a Glance Contract Report for 567280/0001 - March 2018

Name or company name	MR NL WATERS
Contract type name	GDS Contract
Purpose of contract	General
Contract start date	01/04/2006
Contract end date	

17/18 Contracted general activity (UDA)	3,519
Carry forward general activity (UDA)	-70
17/18 Contracted orthodontic activity (UOA)	0
Carry forward orthodontic activity (UOA)	0
Baseline contract value	£103,385.57

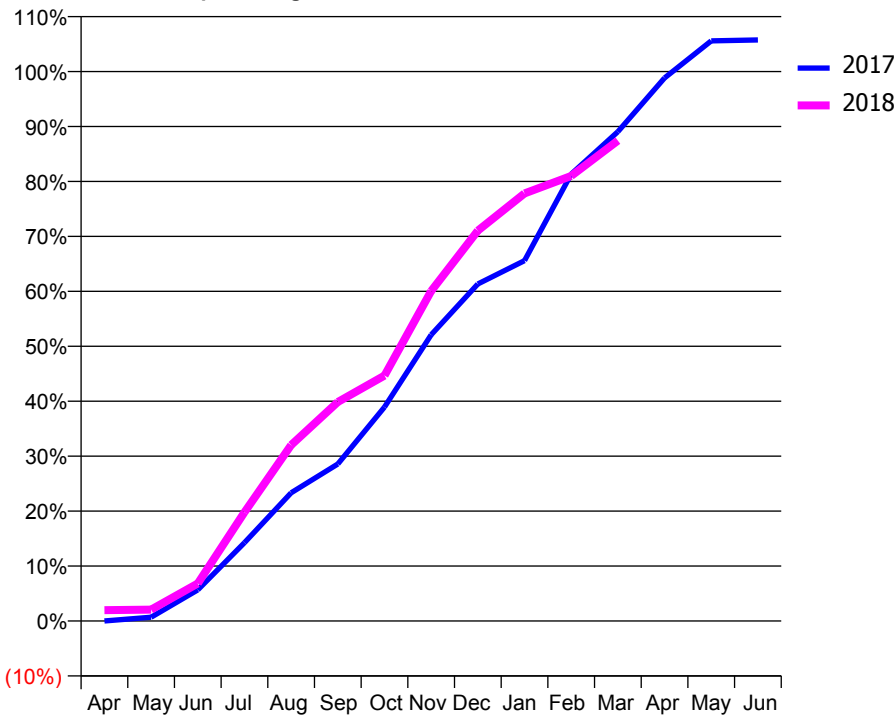
ACCESS*

Patients seen in 24 months	Total	Change since previous quarter
Quarter ending March 2017	1,507	
Quarter ending June 2017	1,517	→
Quarter ending September 2017	1,519	→
Quarter ending December 2017	1,523	→
Quarter ending March 2018	1,461	↓
Variance since March 2017	(3.1%)	↓



ACTIVITY

Cumulative percentage of contracted UDA delivered 2017 & 2018



Month	Adjusted Scheduled Activity (UDA)	
	2017	2018
April	0	70
May	24	73
June	200	240
July	502	696
August	821	1,127
September	1,006	1,403
October	1,370	1,571
November	1,833	2,113
December	2,158	2,500
January	2,308	2,738
February	2,862	2,850
March	3,134	3,076
April	3,478	
May	3,715	
June	3,721	

QUALITY

	Quantity	Base Number	Contract	AT	Region	England
% of FP17s for the same patient ID Re-attending within 3 months - Children	39	310	12.6%	10.1%	11.5%	11.9%
% of FP17s for the same patient ID Re-attending within 3 months - Adults	128	1,055	12.1%	15.5%	16.8%	16.0%
% of FP17s for the same patient ID Re-attending between 3 & 9 months - Children	102	310	32.9%	48.4%	47.7%	58.3%
% of FP17s for the same patient ID Re-attending between 3 & 9 months - Adults	260	1,055	24.6%	38.1%	38.2%	50.3%
% of FP17s for Band 1 Urgent Courses	102	1,173	8.7%	10.1%	10.6%	9.1%
% of FP17s Relating to Free Repair or Replacements	0	1,173	0.0%	0.6%	0.6%	0.8%
% of FP17s Relating to Continuations	0	1,173	0.0%	0.9%	0.8%	1.0%
% of Patients satisfied with the dentistry they have received	0	0	N/A	90.1%	89.3%	91.5%
% of Patients satisfied with the time they had to wait for an appointment	0	0	N/A	86.9%	84.4%	87.9%

* This is based on patients treated on this contract for their most recent course of treatment. Figures in italics indicate the base number of FP17s or Patient Questionnaire responses are less than 100. N/A is shown where the base number of responses is less than 10 during the period. % is calculated as Quantity/Base number*100

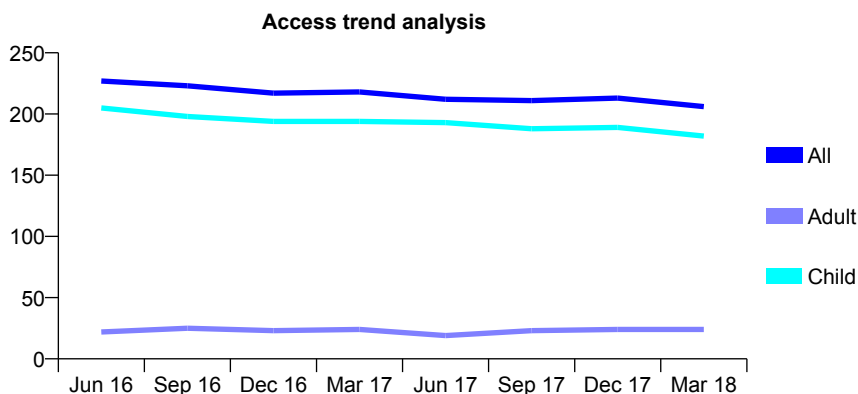
Q63 - Vital Signs At a Glance Contract Report for 567310/0001 - March 2018

Name or company name	MR NS RANA
Contract type name	GDS Contract
Purpose of contract	General
Contract start date	01/04/2006
Contract end date	

17/18 Contracted general activity (UDA)	260
Carry forward general activity (UDA)	-5
17/18 Contracted orthodontic activity (UOA)	0
Carry forward orthodontic activity (UOA)	0
Baseline contract value	£6,766.32

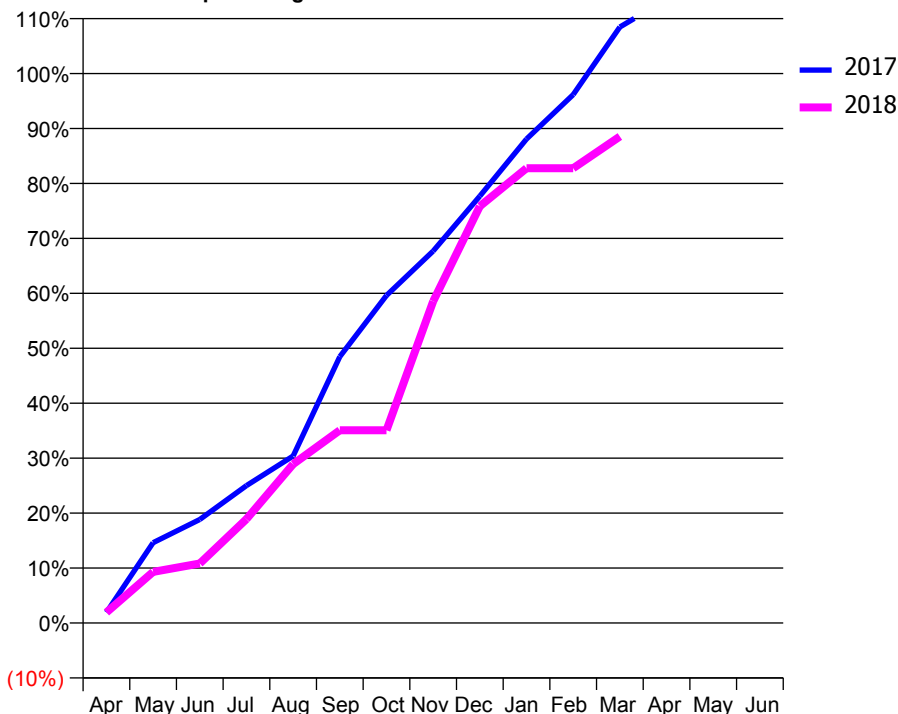
ACCESS*

Patients seen in 24 months	Total	Change since previous quarter
Quarter ending March 2017	218	
Quarter ending June 2017	212	↓
Quarter ending September 2017	211	→
Quarter ending December 2017	213	→
Quarter ending March 2018	206	↓
Variance since March 2017	(5.5%)	↓



ACTIVITY

Cumulative percentage of contracted UDA delivered 2017 & 2018



Month	Adjusted Scheduled Activity (UDA)	
	2017	2018
April	5	5
May	38	24
June	49	28
July	65	49
August	79	75
September	126	91
October	155	91
November	176	152
December	202	197
January	229	215
February	250	215
March	282	230
April	295	
May	306	
June	306	

QUALITY

	Quantity	Base Number	Contract	AT	Region	England
% of FP17s for the same patient ID Re-attending within 3 months - Children	6	221	2.7%	10.1%	11.5%	11.9%
% of FP17s for the same patient ID Re-attending within 3 months - Adults	0	7	0.0%	15.5%	16.8%	16.0%
% of FP17s for the same patient ID Re-attending between 3 & 9 months - Children	124	221	56.1%	48.4%	47.7%	58.3%
% of FP17s for the same patient ID Re-attending between 3 & 9 months - Adults	5	7	71.4%	38.1%	38.2%	50.3%
% of FP17s for Band 1 Urgent Courses	1	207	0.5%	10.1%	10.6%	9.1%
% of FP17s Relating to Free Repair or Replacements	0	207	0.0%	0.6%	0.6%	0.8%
% of FP17s Relating to Continuations	0	207	0.0%	0.9%	0.8%	1.0%
% of Patients satisfied with the dentistry they have received	0	0	N/A	90.1%	89.3%	91.5%
% of Patients satisfied with the time they had to wait for an appointment	0	0	N/A	86.9%	84.4%	87.9%

* This is based on patients treated on this contract for their most recent course of treatment. Figures in italics indicate the base number of FP17s or Patient Questionnaire responses are less than 100. N/A is shown where the base number of responses is less than 10 during the period. % is calculated as Quantity/Base number*100

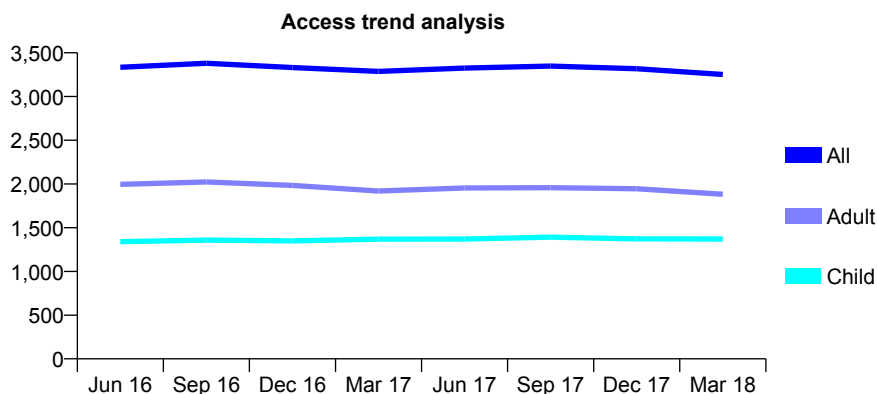
Q63 - Vital Signs At a Glance Contract Report for 567736/0001 - March 2018

Name or company name	MR DM JOSHI
Contract type name	GDS Contract
Purpose of contract	General
Contract start date	01/04/2006
Contract end date	

17/18 Contracted general activity (UDA)	6,296
Carry forward general activity (UDA)	57
17/18 Contracted orthodontic activity (UOA)	0
Carry forward orthodontic activity (UOA)	0
Baseline contract value	£189,710.63

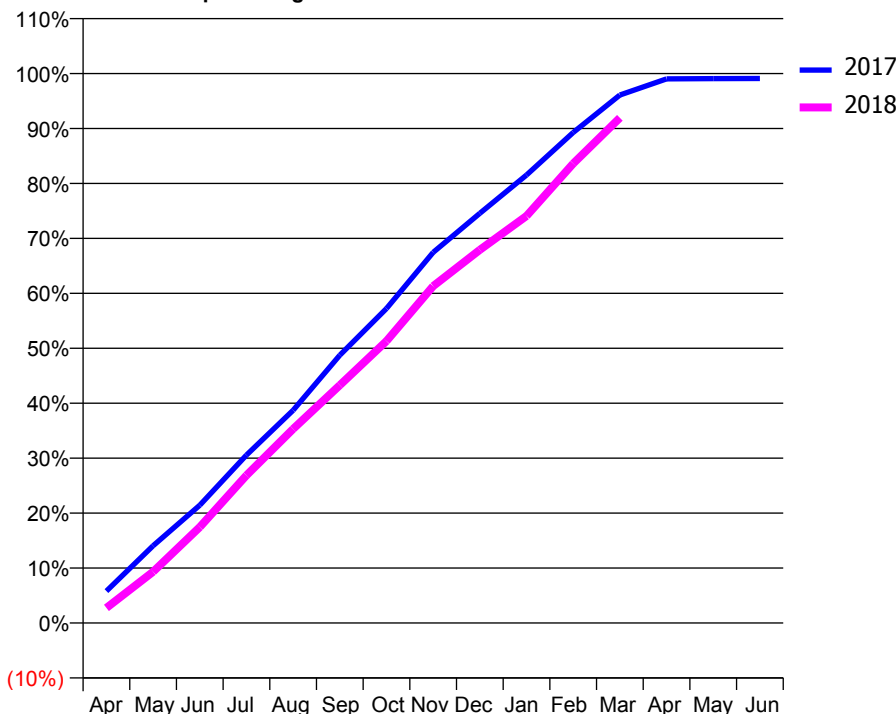
ACCESS*

Patients seen in 24 months	Total	Change since previous quarter
Quarter ending March 2017	3,288	
Quarter ending June 2017	3,326	→
Quarter ending September 2017	3,348	→
Quarter ending December 2017	3,317	→
Quarter ending March 2018	3,252	↓
Variance since March 2017	(1.1%)	↓



ACTIVITY

Cumulative percentage of contracted UDA delivered 2017 & 2018



Adjusted Scheduled Activity (UDA)

Month	2017	2018
April	367	173
May	885	588
June	1,350	1,100
July	1,925	1,692
August	2,437	2,224
September	3,069	2,725
October	3,604	3,231
November	4,247	3,861
December	4,695	4,276
January	5,132	4,663
February	5,620	5,264
March	6,049	5,789
April	6,234	
May	6,237	
June	6,239	

QUALITY

	Quantity	Base Number	Contract	AT	Region	England
% of FP17s for the same patient ID Re-attending within 3 months - Children	70	1,928	3.6%	10.1%	11.5%	11.9%
% of FP17s for the same patient ID Re-attending within 3 months - Adults	104	1,861	5.6%	15.5%	16.8%	16.0%
% of FP17s for the same patient ID Re-attending between 3 & 9 months - Children	1,222	1,928	63.4%	48.4%	47.7%	58.3%
% of FP17s for the same patient ID Re-attending between 3 & 9 months - Adults	753	1,861	40.5%	38.1%	38.2%	50.3%
% of FP17s for Band 1 Urgent Courses	223	3,626	6.2%	10.1%	10.6%	9.1%
% of FP17s Relating to Free Repair or Replacements	1	3,626	0.0%	0.6%	0.6%	0.8%
% of FP17s Relating to Continuations	4	3,626	0.1%	0.9%	0.8%	1.0%
% of Patients satisfied with the dentistry they have received	1	1	N/A	90.1%	89.3%	91.5%
% of Patients satisfied with the time they had to wait for an appointment	1	1	N/A	86.9%	84.4%	87.9%

* This is based on patients treated on this contract for their most recent course of treatment. Figures in italics indicate the base number of FP17s or Patient Questionnaire responses are less than 100. N/A is shown where the base number of responses is less than 10 during the period. % is calculated as Quantity/Base number*100

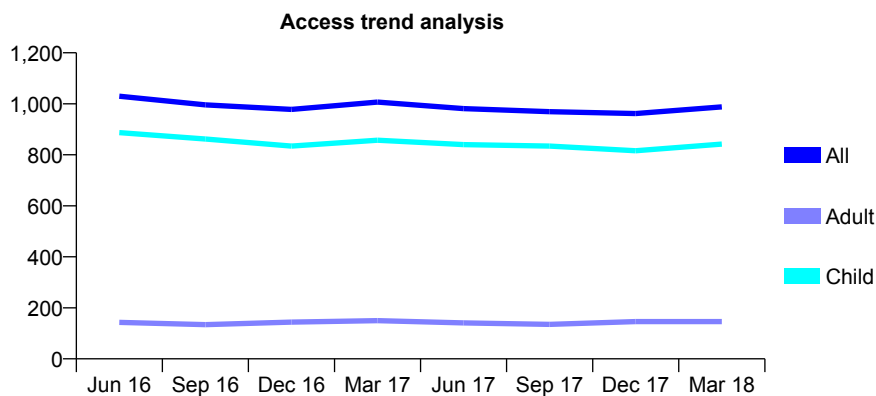
Q63 - Vital Signs At a Glance Contract Report for 574481/0001 - March 2018

Name or company name	MR PD BANNER
Contract type name	GDS Contract
Purpose of contract	General
Contract start date	01/04/2006
Contract end date	

17/18 Contracted general activity (UDA)	2,000
Carry forward general activity (UDA)	7
17/18 Contracted orthodontic activity (UOA)	0
Carry forward orthodontic activity (UOA)	0
Baseline contract value	£48,615.62

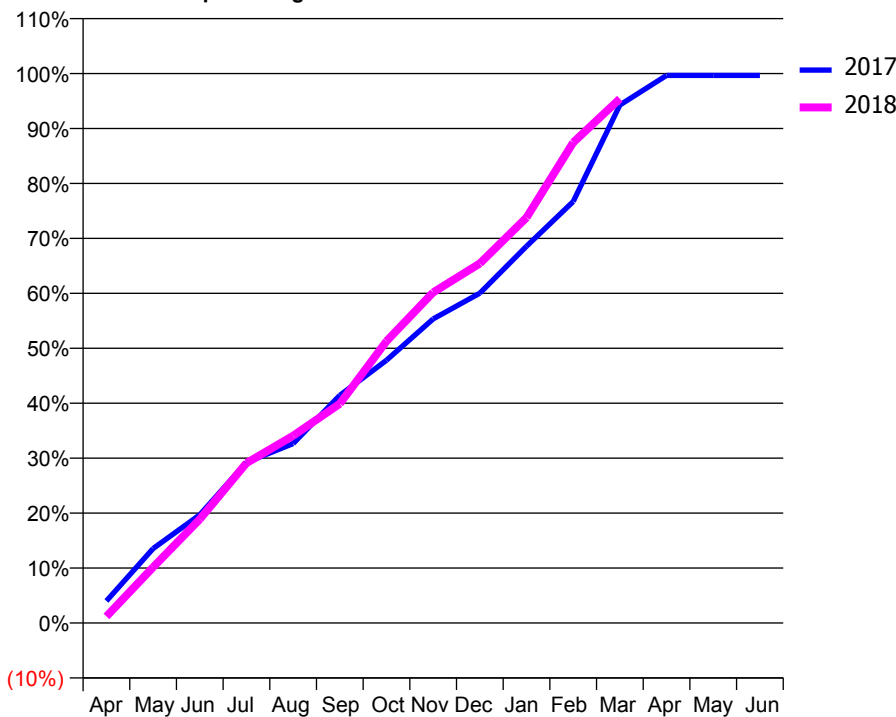
ACCESS*

Patients seen in 24 months	Total	Change since previous quarter
Quarter ending March 2017	1,007	
Quarter ending June 2017	981	↓
Quarter ending September 2017	969	↓
Quarter ending December 2017	962	→
Quarter ending March 2018	988	↑
Variance since March 2017	(1.9%)	↓



ACTIVITY

Cumulative percentage of contracted UDA delivered 2017 & 2018



Month	Adjusted Scheduled Activity (UDA)	
	2017	2018
April	80	24
May	271	203
June	394	378
July	585	582
August	653	682
September	829	798
October	956	1,026
November	1,107	1,203
December	1,201	1,309
January	1,371	1,476
February	1,534	1,749
March	1,885	1,908
April	1,993	
May	1,993	
June	1,993	

QUALITY

	Quantity	Base Number	Contract	AT	Region	England
% of FP17s for the same patient ID Re-attending within 3 months - Children	46	1,234	3.7%	10.1%	11.5%	11.9%
% of FP17s for the same patient ID Re-attending within 3 months - Adults	2	76	2.6%	15.5%	16.8%	16.0%
% of FP17s for the same patient ID Re-attending between 3 & 9 months - Children	788	1,234	63.9%	48.4%	47.7%	58.3%
% of FP17s for the same patient ID Re-attending between 3 & 9 months - Adults	46	76	60.5%	38.1%	38.2%	50.3%
% of FP17s for Band 1 Urgent Courses	20	1,236	1.6%	10.1%	10.6%	9.1%
% of FP17s Relating to Free Repair or Replacements	0	1,236	0.0%	0.6%	0.6%	0.8%
% of FP17s Relating to Continuations	5	1,236	0.4%	0.9%	0.8%	1.0%
% of Patients satisfied with the dentistry they have received	0	0	N/A	90.1%	89.3%	91.5%
% of Patients satisfied with the time they had to wait for an appointment	0	0	N/A	86.9%	84.4%	87.9%

* This is based on patients treated on this contract for their most recent course of treatment. Figures in italics indicate the base number of FP17s or Patient Questionnaire responses are less than 100. N/A is shown where the base number of responses is less than 10 during the period. % is calculated as Quantity/Base number*100

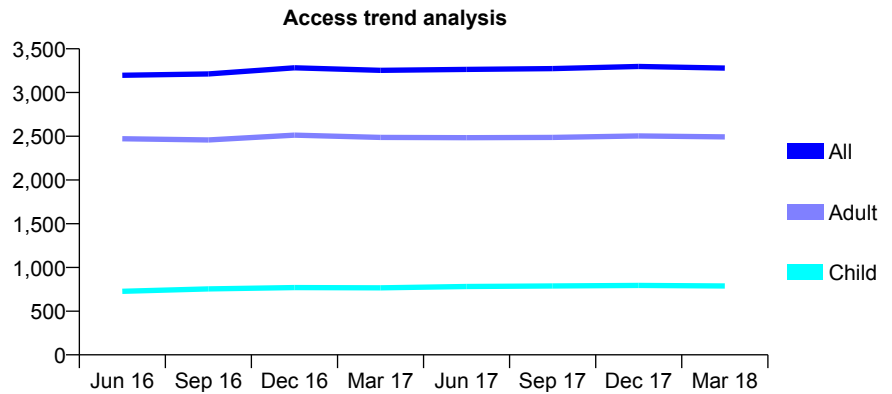
Q63 - Vital Signs At a Glance Contract Report for 574678/0001 - March 2018

Name or company name	MR MJ PRITCHARD
Contract type name	GDS Contract
Purpose of contract	General
Contract start date	01/04/2006
Contract end date	

17/18 Contracted general activity (UDA)	8,500
Carry forward general activity (UDA)	-88
17/18 Contracted orthodontic activity (UOA)	0
Carry forward orthodontic activity (UOA)	0
Baseline contract value	£226,902.16

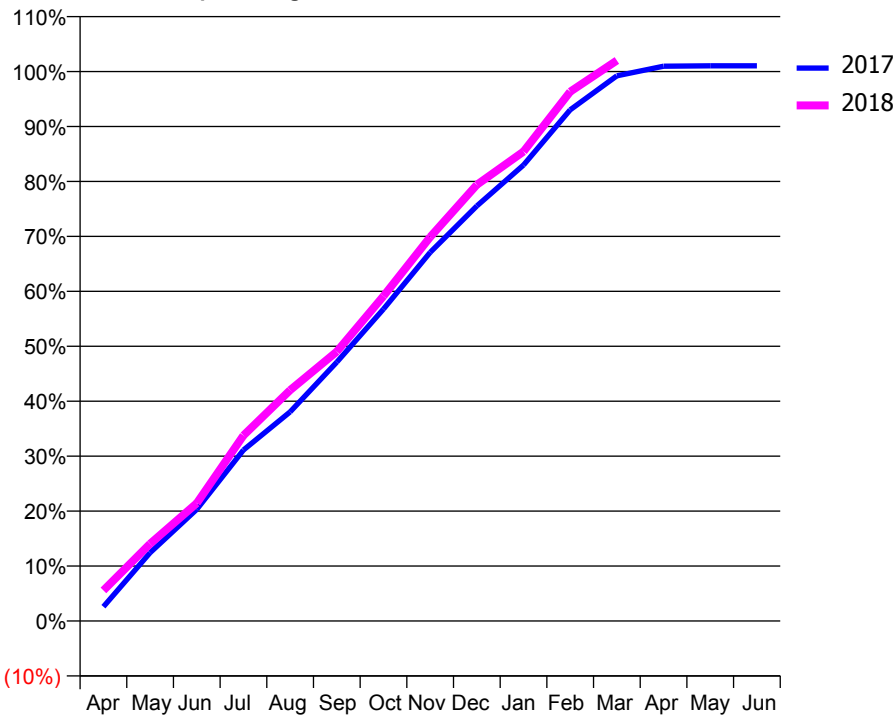
ACCESS*

Patients seen in 24 months	Total	Change since previous quarter
Quarter ending March 2017	3,254	
Quarter ending June 2017	3,265	→
Quarter ending September 2017	3,274	→
Quarter ending December 2017	3,298	→
Quarter ending March 2018	3,280	→
Variance since March 2017	0.8%	→



ACTIVITY

Cumulative percentage of contracted UDA delivered 2017 & 2018



Month	Adjusted Scheduled Activity (UDA)	
	2017	2018
April	222	474
May	1,057	1,196
June	1,728	1,823
July	2,645	2,871
August	3,236	3,571
September	4,004	4,167
October	4,826	5,026
November	5,702	5,939
December	6,421	6,748
January	7,053	7,262
February	7,907	8,188
March	8,433	8,671
April	8,581	
May	8,588	
June	8,588	

QUALITY

	Quantity	Base Number	Contract	AT	Region	England
% of FP17s for the same patient ID Re-attending within 3 months - Children	68	1,192	5.7%	10.1%	11.5%	11.9%
% of FP17s for the same patient ID Re-attending within 3 months - Adults	306	3,293	9.3%	15.5%	16.8%	16.0%
% of FP17s for the same patient ID Re-attending between 3 & 9 months - Children	794	1,192	66.6%	48.4%	47.7%	58.3%
% of FP17s for the same patient ID Re-attending between 3 & 9 months - Adults	1,957	3,293	59.4%	38.1%	38.2%	50.3%
% of FP17s for Band 1 Urgent Courses	47	4,411	1.1%	10.1%	10.6%	9.1%
% of FP17s Relating to Free Repair or Replacements	9	4,411	0.2%	0.6%	0.6%	0.8%
% of FP17s Relating to Continuations	7	4,411	0.2%	0.9%	0.8%	1.0%
% of Patients satisfied with the dentistry they have received	5	5	N/A	90.1%	89.3%	91.5%
% of Patients satisfied with the time they had to wait for an appointment	4	5	N/A	86.9%	84.4%	87.9%

* This is based on patients treated on this contract for their most recent course of treatment. Figures in italics indicate the base number of FP17s or Patient Questionnaire responses are less than 100. N/A is shown where the base number of responses is less than 10 during the period. % is calculated as Quantity/Base number*100

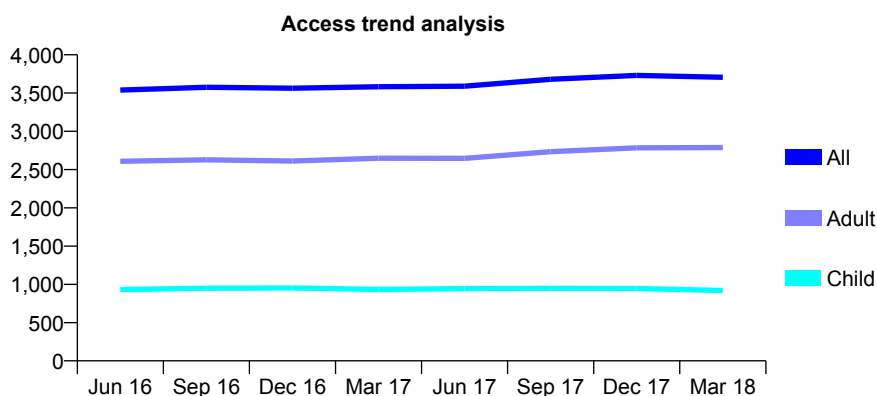
Q63 - Vital Signs At a Glance Contract Report for 576611/0001 - March 2018

Name or company name	MISS SN PATEL
Contract type name	GDS Contract
Purpose of contract	General
Contract start date	01/04/2006
Contract end date	

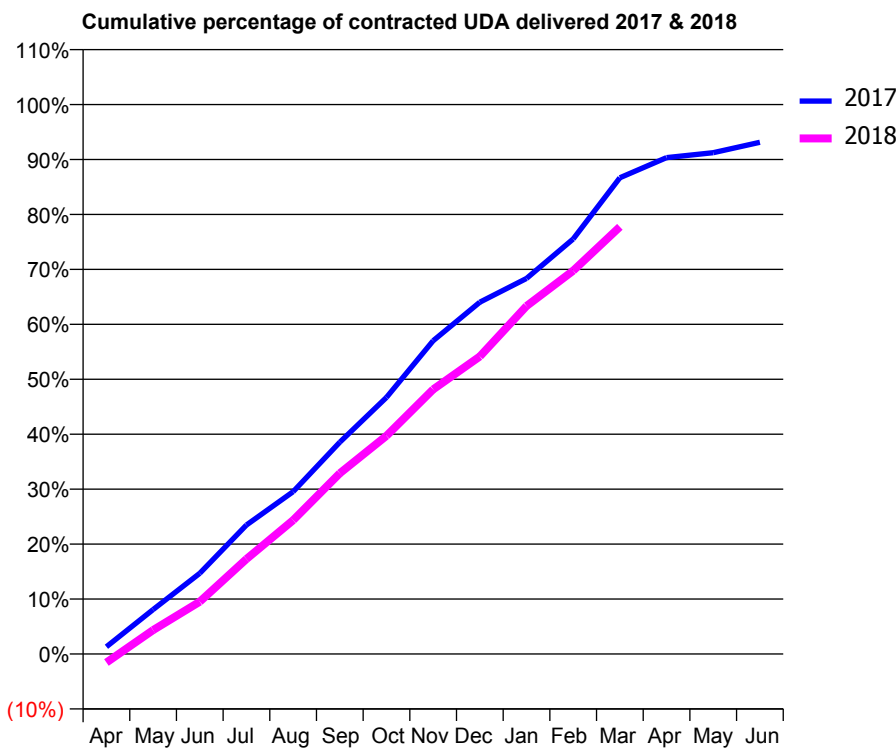
17/18 Contracted general activity (UDA)	10,620
Carry forward general activity (UDA)	390
17/18 Contracted orthodontic activity (UOA)	0
Carry forward orthodontic activity (UOA)	0
Baseline contract value	£264,858.92

ACCESS*

Patients seen in 24 months	Total	Change since previous quarter
Quarter ending March 2017	3,582	
Quarter ending June 2017	3,590	→
Quarter ending September 2017	3,681	↑
Quarter ending December 2017	3,730	→
Quarter ending March 2018	3,707	→
Variance since March 2017	3.5%	↑



ACTIVITY



Month	Adjusted Scheduled Activity (UDA)	
	2017	2018
April	140	-165
May	860	461
June	1,560	1,011
July	2,494	1,836
August	3,137	2,586
September	4,093	3,494
October	4,960	4,218
November	6,055	5,113
December	6,799	5,750
January	7,259	6,726
February	8,021	7,408
March	9,204	8,255
April	9,593	
May	9,688	
June	9,890	

QUALITY

	Quantity	Base Number	Contract	AT	Region	England
% of FP17s for the same patient ID Re-attending within 3 months - Children	51	1,000	5.1%	10.1%	11.5%	11.9%
% of FP17s for the same patient ID Re-attending within 3 months - Adults	441	2,773	15.9%	15.5%	16.8%	16.0%
% of FP17s for the same patient ID Re-attending between 3 & 9 months - Children	447	1,000	44.7%	48.4%	47.7%	58.3%
% of FP17s for the same patient ID Re-attending between 3 & 9 months - Adults	862	2,773	31.1%	38.1%	38.2%	50.3%
% of FP17s for Band 1 Urgent Courses	363	3,062	11.9%	10.1%	10.6%	9.1%
% of FP17s Relating to Free Repair or Replacements	33	3,062	1.1%	0.6%	0.6%	0.8%
% of FP17s Relating to Continuations	21	3,062	0.7%	0.9%	0.8%	1.0%
% of Patients satisfied with the dentistry they have received	0	0	N/A	90.1%	89.3%	91.5%
% of Patients satisfied with the time they had to wait for an appointment	0	0	N/A	86.9%	84.4%	87.9%

* This is based on patients treated on this contract for their most recent course of treatment. Figures in italics indicate the base number of FP17s or Patient Questionnaire responses are less than 100. N/A is shown where the base number of responses is less than 10 during the period. % is calculated as Quantity/Base number*100

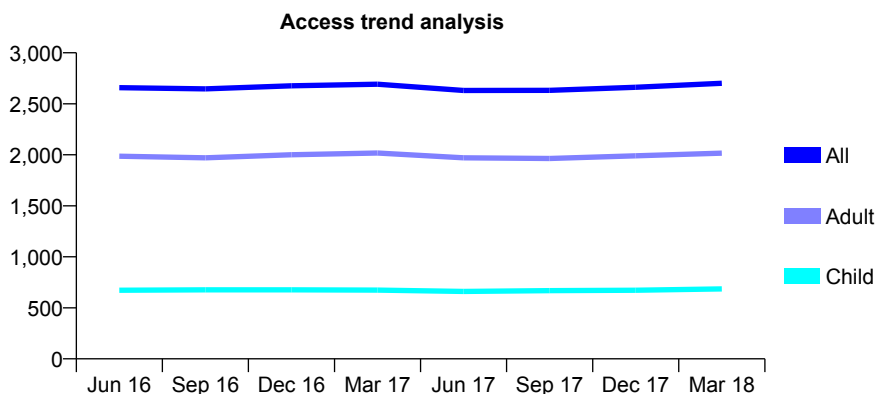
Q63 - Vital Signs At a Glance Contract Report for 577464/0001 - March 2018

Name or company name	MR NR RUBAKUMAR
Contract type name	GDS Contract
Purpose of contract	General
Contract start date	01/04/2006
Contract end date	

17/18 Contracted general activity (UDA)	7,583
Carry forward general activity (UDA)	0
17/18 Contracted orthodontic activity (UOA)	0
Carry forward orthodontic activity (UOA)	0
Baseline contract value	£211,394.33

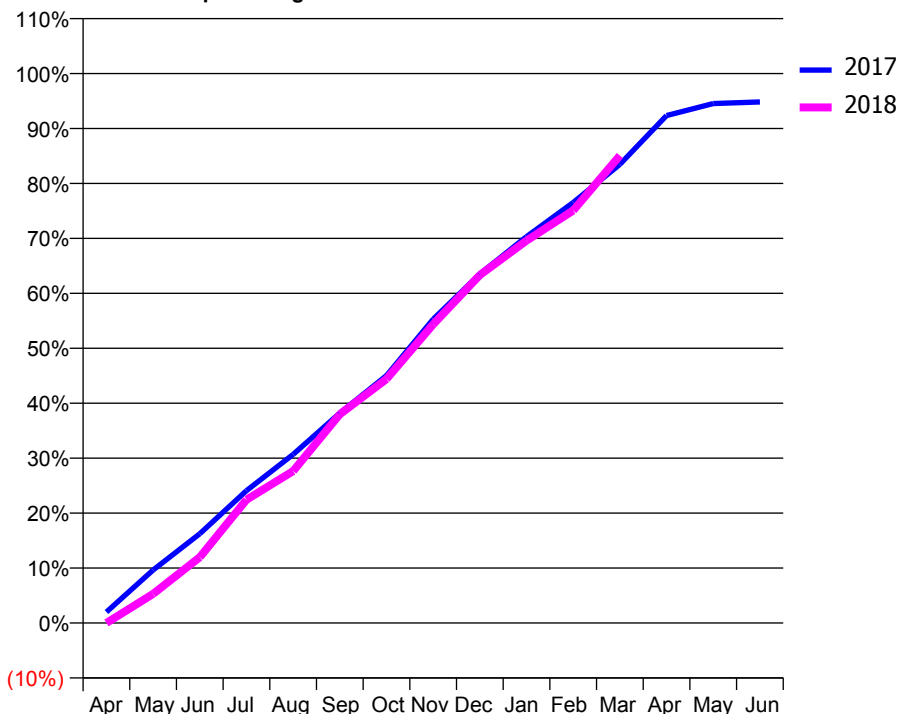
ACCESS*

Patients seen in 24 months	Total	Change since previous quarter
Quarter ending March 2017	2,692	
Quarter ending June 2017	2,631	↓
Quarter ending September 2017	2,632	→
Quarter ending December 2017	2,662	→
Quarter ending March 2018	2,701	→
Variance since March 2017	0.3%	→



ACTIVITY

Cumulative percentage of contracted UDA delivered 2017 & 2018



Month	Adjusted Scheduled Activity (UDA)	
	2017	2018
April	152	0
May	732	402
June	1,232	908
July	1,826	1,701
August	2,327	2,096
September	2,897	2,880
October	3,415	3,366
November	4,193	4,120
December	4,817	4,801
January	5,332	5,276
February	5,804	5,693
March	6,330	6,450
April	7,004	
May	7,169	
June	7,190	

QUALITY

	Quantity	Base Number	Contract	AT	Region	England
% of FP17s for the same patient ID Re-attending within 3 months - Children	67	819	8.2%	10.1%	11.5%	11.9%
% of FP17s for the same patient ID Re-attending within 3 months - Adults	464	2,185	21.2%	15.5%	16.8%	16.0%
% of FP17s for the same patient ID Re-attending between 3 & 9 months - Children	298	819	36.4%	48.4%	47.7%	58.3%
% of FP17s for the same patient ID Re-attending between 3 & 9 months - Adults	592	2,185	27.1%	38.1%	38.2%	50.3%
% of FP17s for Band 1 Urgent Courses	451	2,659	17.0%	10.1%	10.6%	9.1%
% of FP17s Relating to Free Repair or Replacements	18	2,659	0.7%	0.6%	0.6%	0.8%
% of FP17s Relating to Continuations	43	2,659	1.6%	0.9%	0.8%	1.0%
% of Patients satisfied with the dentistry they have received	2	2	N/A	90.1%	89.3%	91.5%
% of Patients satisfied with the time they had to wait for an appointment	2	2	N/A	86.9%	84.4%	87.9%

* This is based on patients treated on this contract for their most recent course of treatment. Figures in italics indicate the base number of FP17s or Patient Questionnaire responses are less than 100. N/A is shown where the base number of responses is less than 10 during the period. % is calculated as Quantity/Base number*100

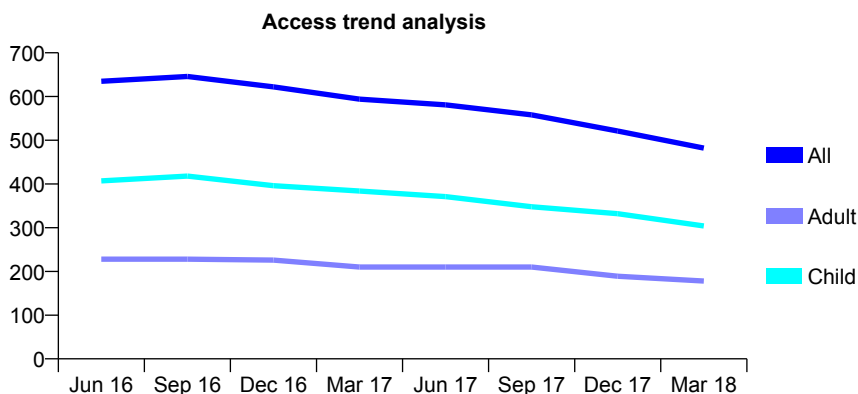
Q63 - Vital Signs At a Glance Contract Report for 578673/0002 - March 2018

Name or company name	M Shah
Contract type name	GDS Contract
Purpose of contract	General
Contract start date	01/04/2006
Contract end date	

17/18 Contracted general activity (UDA)	2,235
Carry forward general activity (UDA)	-45
17/18 Contracted orthodontic activity (UOA)	0
Carry forward orthodontic activity (UOA)	0
Baseline contract value	£56,586.95

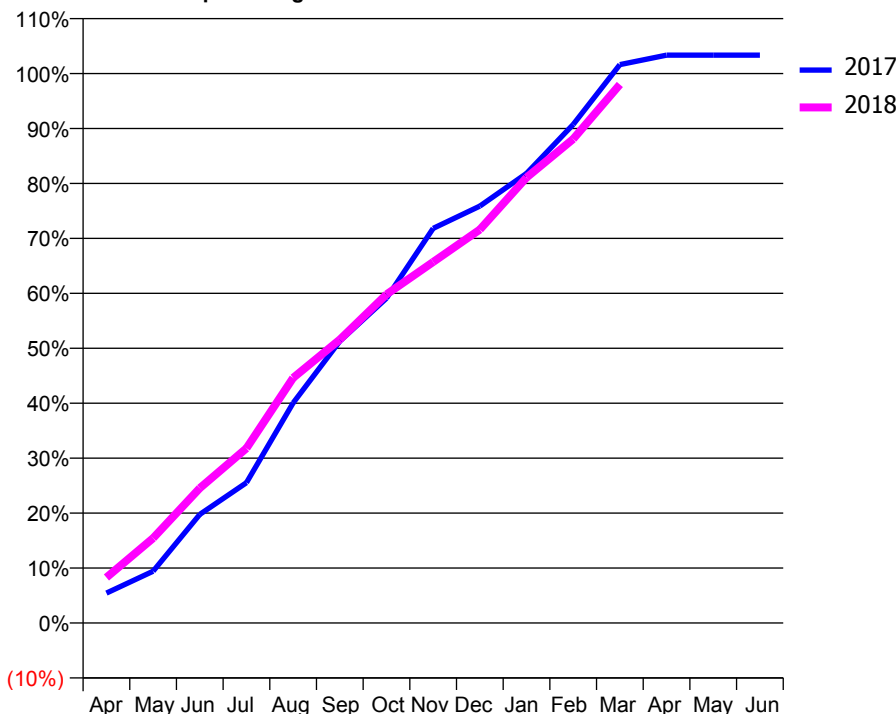
ACCESS*

Patients seen in 24 months	Total	Change since previous quarter
Quarter ending March 2017	594	
Quarter ending June 2017	581	↓
Quarter ending September 2017	558	↓
Quarter ending December 2017	521	↓
Quarter ending March 2018	482	↓
Variance since March 2017	(18.9%)	↓



ACTIVITY

Cumulative percentage of contracted UDA delivered 2017 & 2018



Month	Adjusted Scheduled Activity (UDA)	
	2017	2018
April	122	185
May	211	345
June	442	548
July	571	711
August	895	997
September	1,146	1,153
October	1,321	1,337
November	1,605	1,469
December	1,696	1,600
January	1,828	1,812
February	2,028	1,968
March	2,271	2,190
April	2,310	
May	2,310	
June	2,310	

QUALITY

	Quantity	Base Number	Contract	AT	Region	England
% of FP17s for the same patient ID Re-attending within 3 months - Children	44	518	8.5%	10.1%	11.5%	11.9%
% of FP17s for the same patient ID Re-attending within 3 months - Adults	56	269	20.8%	15.5%	16.8%	16.0%
% of FP17s for the same patient ID Re-attending between 3 & 9 months - Children	380	518	73.4%	48.4%	47.7%	58.3%
% of FP17s for the same patient ID Re-attending between 3 & 9 months - Adults	182	269	67.7%	38.1%	38.2%	50.3%
% of FP17s for Band 1 Urgent Courses	27	767	3.5%	10.1%	10.6%	9.1%
% of FP17s Relating to Free Repair or Replacements	2	767	0.3%	0.6%	0.6%	0.8%
% of FP17s Relating to Continuations	4	767	0.5%	0.9%	0.8%	1.0%
% of Patients satisfied with the dentistry they have received	2	2	N/A	90.1%	89.3%	91.5%
% of Patients satisfied with the time they had to wait for an appointment	2	2	N/A	86.9%	84.4%	87.9%

* This is based on patients treated on this contract for their most recent course of treatment. Figures in italics indicate the base number of FP17s or Patient Questionnaire responses are less than 100. N/A is shown where the base number of responses is less than 10 during the period. % is calculated as Quantity/Base number*100

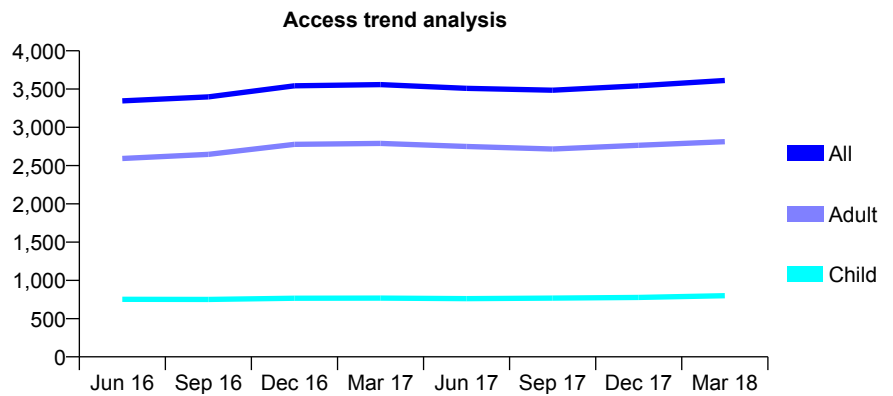
Q63 - Vital Signs At a Glance Contract Report for 610070/0001 - March 2018

Name or company name	MR DV PATEL
Contract type name	GDS Contract
Purpose of contract	General
Contract start date	01/04/2011
Contract end date	

17/18 Contracted general activity (UDA)	7,500
Carry forward general activity (UDA)	-105
17/18 Contracted orthodontic activity (UOA)	0
Carry forward orthodontic activity (UOA)	0
Baseline contract value	£207,003.47

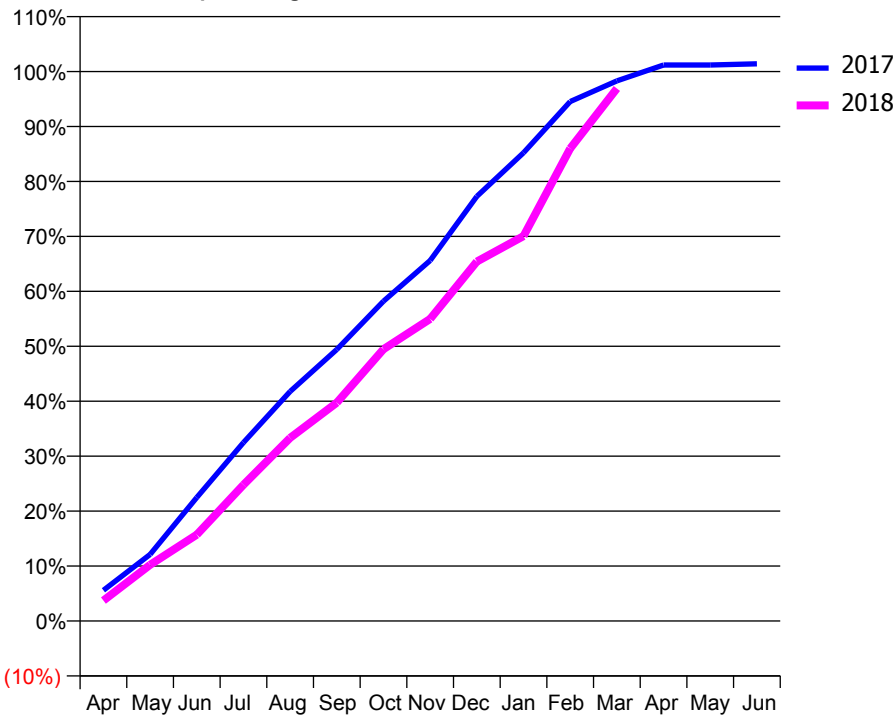
ACCESS*

Patients seen in 24 months	Total	Change since previous quarter
Quarter ending March 2017	3,558	
Quarter ending June 2017	3,510	↓
Quarter ending September 2017	3,485	→
Quarter ending December 2017	3,542	→
Quarter ending March 2018	3,612	→
Variance since March 2017	1.5%	→



ACTIVITY

Cumulative percentage of contracted UDA delivered 2017 & 2018



Month	Adjusted Scheduled Activity (UDA)	
	2017	2018
April	420	280
May	909	767
June	1,687	1,178
July	2,435	1,859
August	3,134	2,500
September	3,706	2,981
October	4,365	3,710
November	4,920	4,123
December	5,796	4,907
January	6,391	5,253
February	7,090	6,449
March	7,372	7,268
April	7,588	
May	7,589	
June	7,605	

QUALITY

	Quantity	Base Number	Contract	AT	Region	England
% of FP17s for the same patient ID Re-attending within 3 months - Children	75	883	8.5%	10.1%	11.5%	11.9%
% of FP17s for the same patient ID Re-attending within 3 months - Adults	311	2,611	11.9%	15.5%	16.8%	16.0%
% of FP17s for the same patient ID Re-attending between 3 & 9 months - Children	340	883	38.5%	48.4%	47.7%	58.3%
% of FP17s for the same patient ID Re-attending between 3 & 9 months - Adults	789	2,611	30.2%	38.1%	38.2%	50.3%
% of FP17s for Band 1 Urgent Courses	475	3,367	14.1%	10.1%	10.6%	9.1%
% of FP17s Relating to Free Repair or Replacements	13	3,367	0.4%	0.6%	0.6%	0.8%
% of FP17s Relating to Continuations	29	3,367	0.9%	0.9%	0.8%	1.0%
% of Patients satisfied with the dentistry they have received	1	1	N/A	90.1%	89.3%	91.5%
% of Patients satisfied with the time they had to wait for an appointment	1	1	N/A	86.9%	84.4%	87.9%

* This is based on patients treated on this contract for their most recent course of treatment. Figures in italics indicate the base number of FP17s or Patient Questionnaire responses are less than 100. N/A is shown where the base number of responses is less than 10 during the period. % is calculated as Quantity/Base number*100

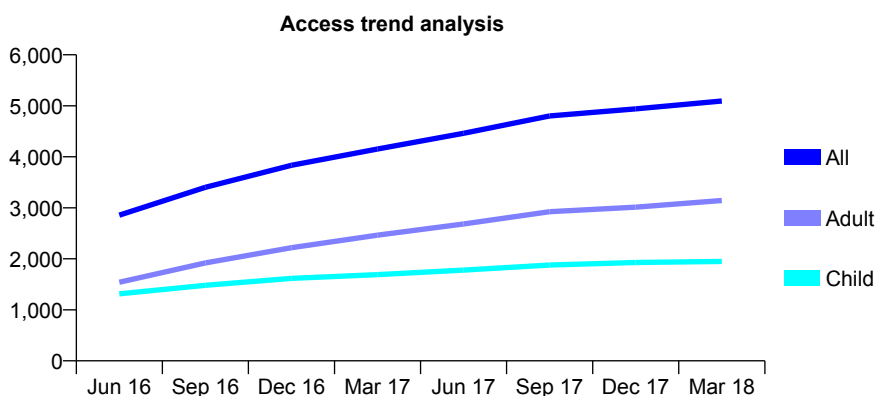
Q63 - Vital Signs At a Glance Contract Report for 610070/0002 - March 2018

Name or company name	MR DV PATEL
Contract type name	GDS Contract
Purpose of contract	General
Contract start date	01/11/2015
Contract end date	

17/18 Contracted general activity (UDA)	10,000
Carry forward general activity (UDA)	-200
17/18 Contracted orthodontic activity (UOA)	0
Carry forward orthodontic activity (UOA)	0
Baseline contract value	£253,941.61

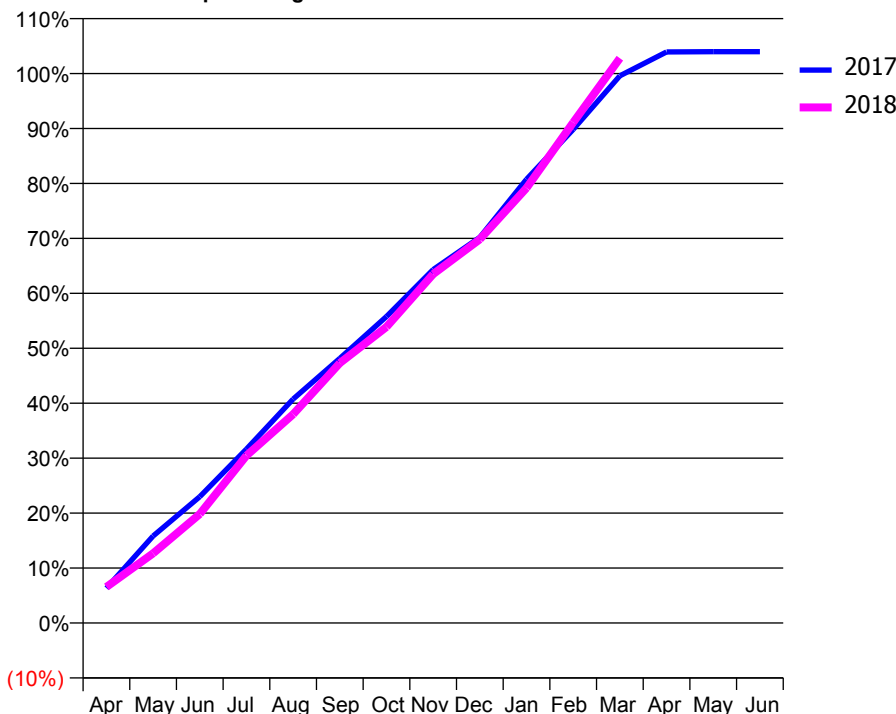
ACCESS*

Patients seen in 24 months	Total	Change since previous quarter
Quarter ending March 2017	4,154	
Quarter ending June 2017	4,462	↑
Quarter ending September 2017	4,801	↑
Quarter ending December 2017	4,941	↑
Quarter ending March 2018	5,093	↑
Variance since March 2017	22.6%	↑



ACTIVITY

Cumulative percentage of contracted UDA delivered 2017 & 2018



Month	Adjusted Scheduled Activity (UDA)	
	2017	2018
April	635	656
May	1,583	1,267
June	2,298	1,985
July	3,165	3,046
August	4,075	3,800
September	4,817	4,730
October	5,578	5,390
November	6,432	6,351
December	7,019	6,982
January	8,074	7,918
February	8,982	9,109
March	9,959	10,279
April	10,393	
May	10,396	
June	10,396	

QUALITY

	Quantity	Base Number	Contract	AT	Region	England
% of FP17s for the same patient ID Re-attending within 3 months - Children	141	2,772	5.1%	10.1%	11.5%	11.9%
% of FP17s for the same patient ID Re-attending within 3 months - Adults	346	3,641	9.5%	15.5%	16.8%	16.0%
% of FP17s for the same patient ID Re-attending between 3 & 9 months - Children	1,678	2,772	60.5%	48.4%	47.7%	58.3%
% of FP17s for the same patient ID Re-attending between 3 & 9 months - Adults	1,650	3,641	45.3%	38.1%	38.2%	50.3%
% of FP17s for Band 1 Urgent Courses	461	6,140	7.5%	10.1%	10.6%	9.1%
% of FP17s Relating to Free Repair or Replacements	21	6,140	0.3%	0.6%	0.6%	0.8%
% of FP17s Relating to Continuations	0	6,140	0.0%	0.9%	0.8%	1.0%
% of Patients satisfied with the dentistry they have received	6	6	N/A	90.1%	89.3%	91.5%
% of Patients satisfied with the time they had to wait for an appointment	5	6	N/A	86.9%	84.4%	87.9%

* This is based on patients treated on this contract for their most recent course of treatment. Figures in italics indicate the base number of FP17s or Patient Questionnaire responses are less than 100. N/A is shown where the base number of responses is less than 10 during the period. % is calculated as Quantity/Base number*100

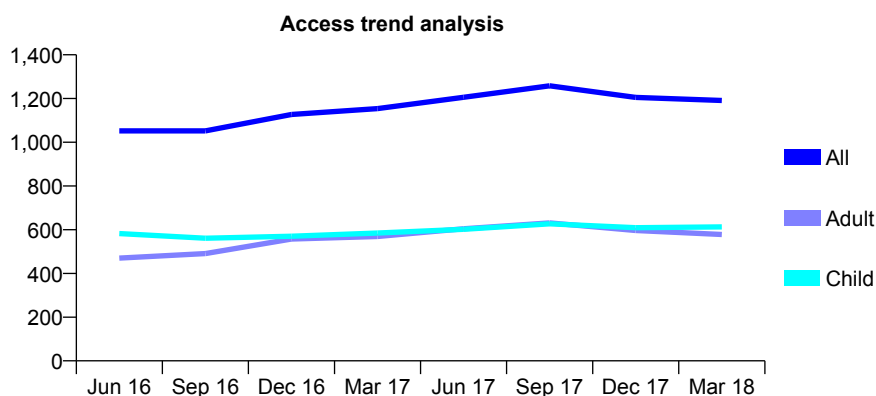
Q63 - Vital Signs At a Glance Contract Report for 623369/0002 - March 2018

Name or company name	MR RP BATEMAN
Contract type name	PDS Contract
Purpose of contract	General and Orthodontic
Contract start date	01/04/2006
Contract end date	31/03/2019

17/18 Contracted general activity (UDA)	1,777
Carry forward general activity (UDA)	-4
17/18 Contracted orthodontic activity (UOA)	3,951
Carry forward orthodontic activity (UOA)	-59
Baseline contract value	£344,140.64

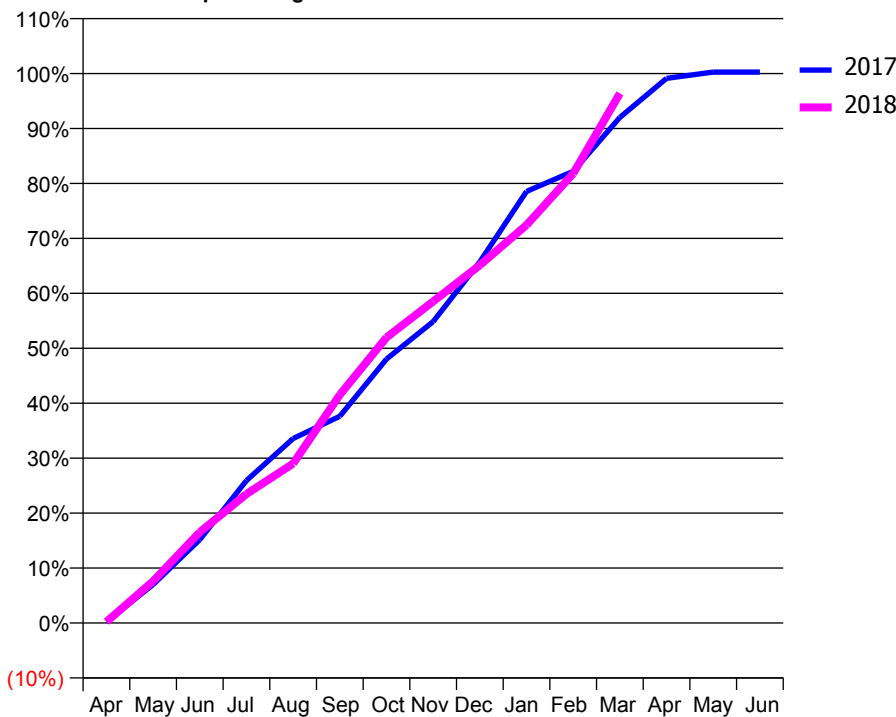
ACCESS*

Patients seen in 24 months	Total	Change since previous quarter
Quarter ending March 2017	1,154	
Quarter ending June 2017	1,206	↑
Quarter ending September 2017	1,258	↑
Quarter ending December 2017	1,205	↓
Quarter ending March 2018	1,191	↓
Variance since March 2017	3.2%	↑



ACTIVITY

Cumulative percentage of contracted UDA delivered 2017 & 2018



Month	Adjusted Scheduled Activity (UDA)	
	2017	2018
April	4	4
May	125	135
June	270	294
July	461	417
August	597	515
September	669	738
October	853	923
November	975	1,040
December	1,168	1,157
January	1,396	1,287
February	1,461	1,454
March	1,635	1,713
April	1,761	
May	1,781	
June	1,781	

QUALITY

	Quantity	Base Number	Contract	AT	Region	England
% of FP17s for the same patient ID Re-attending within 3 months - Children	30	958	3.1%	10.1%	11.5%	11.9%
% of FP17s for the same patient ID Re-attending within 3 months - Adults	56	525	10.7%	15.5%	16.8%	16.0%
% of FP17s for the same patient ID Re-attending between 3 & 9 months - Children	138	958	14.4%	48.4%	47.7%	58.3%
% of FP17s for the same patient ID Re-attending between 3 & 9 months - Adults	166	525	31.6%	38.1%	38.2%	50.3%
% of FP17s for Band 1 Urgent Courses	48	792	6.1%	10.1%	10.6%	9.1%
% of FP17s Relating to Free Repair or Replacements	5	792	0.6%	0.6%	0.6%	0.8%
% of FP17s Relating to Continuations	1	792	0.1%	0.9%	0.8%	1.0%
% of Patients satisfied with the dentistry they have received	1	1	N/A	90.1%	89.3%	91.5%
% of Patients satisfied with the time they had to wait for an appointment	1	1	N/A	86.9%	84.4%	87.9%

* This is based on patients treated on this contract for their most recent course of treatment. Figures in italics indicate the base number of FP17s or Patient Questionnaire responses are less than 100. N/A is shown where the base number of responses is less than 10 during the period. % is calculated as Quantity/Base number*100

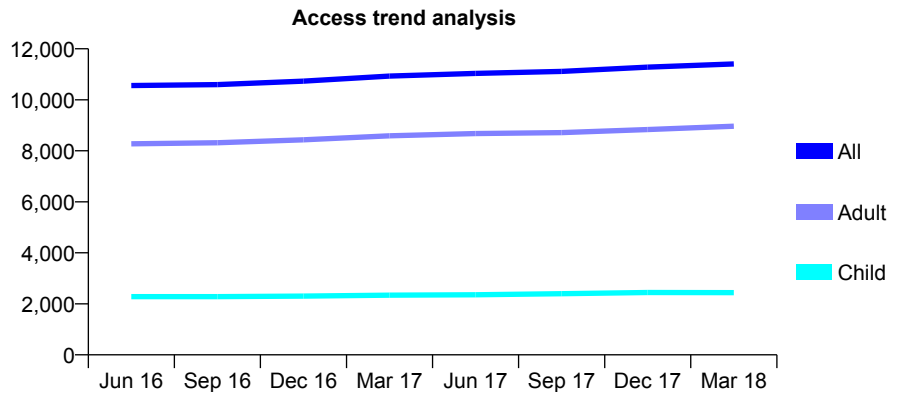
Q63 - Vital Signs At a Glance Contract Report for 624896/0003 - March 2018

Name or company name	Dentaria
Contract type name	GDS Contract
Purpose of contract	General
Contract start date	01/04/2006
Contract end date	

17/18 Contracted general activity (UDA)	30,842
Carry forward general activity (UDA)	119
17/18 Contracted orthodontic activity (UOA)	0
Carry forward orthodontic activity (UOA)	0
Baseline contract value	£903,722.47

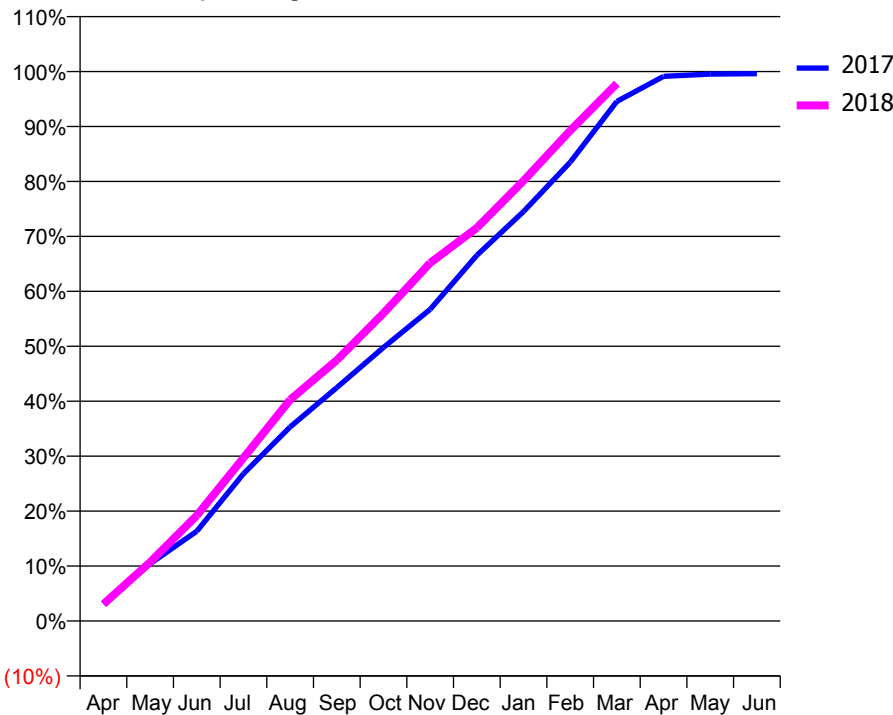
ACCESS*

Patients seen in 24 months	Total	Change since previous quarter
Quarter ending March 2017	10,931	
Quarter ending June 2017	11,036	→
Quarter ending September 2017	11,114	→
Quarter ending December 2017	11,279	→
Quarter ending March 2018	11,406	→
Variance since March 2017	4.3%	↑



ACTIVITY

Cumulative percentage of contracted UDA delivered 2017 & 2018



Month	Adjusted Scheduled Activity (UDA)	
	2017	2018
April	951	949
May	3,211	3,304
June	5,041	5,921
July	8,263	9,154
August	10,895	12,422
September	13,100	14,643
October	15,351	17,280
November	17,492	20,103
December	20,523	22,067
January	22,984	24,711
February	25,748	27,523
March	29,165	30,163
April	30,572	
May	30,697	
June	30,723	

QUALITY

	Quantity	Base Number	Contract	AT	Region	England
% of FP17s for the same patient ID Re-attending within 3 months - Children	189	3,073	6.2%	10.1%	11.5%	11.9%
% of FP17s for the same patient ID Re-attending within 3 months - Adults	1,202	10,032	12.0%	15.5%	16.8%	16.0%
% of FP17s for the same patient ID Re-attending between 3 & 9 months - Children	1,436	3,073	46.7%	48.4%	47.7%	58.3%
% of FP17s for the same patient ID Re-attending between 3 & 9 months - Adults	4,424	10,032	44.1%	38.1%	38.2%	50.3%
% of FP17s for Band 1 Urgent Courses	972	12,568	7.7%	10.1%	10.6%	9.1%
% of FP17s Relating to Free Repair or Replacements	96	12,568	0.8%	0.6%	0.6%	0.8%
% of FP17s Relating to Continuations	119	12,568	0.9%	0.9%	0.8%	1.0%
% of Patients satisfied with the dentistry they have received	8	8	N/A	90.1%	89.3%	91.5%
% of Patients satisfied with the time they had to wait for an appointment	8	8	N/A	86.9%	84.4%	87.9%

* This is based on patients treated on this contract for their most recent course of treatment. Figures in italics indicate the base number of FP17s or Patient Questionnaire responses are less than 100. N/A is shown where the base number of responses is less than 10 during the period. % is calculated as Quantity/Base number*100

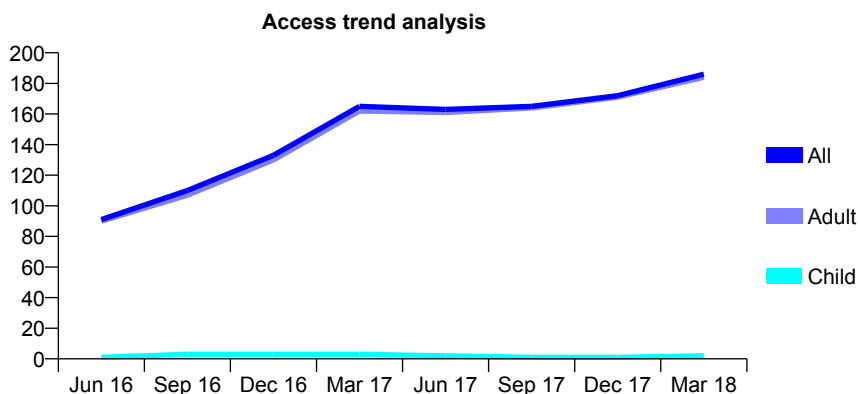
Q63 - Vital Signs At a Glance Contract Report for 624896/0005 - March 2018

Name or company name	MR JA GINTY
Contract type name	PDS Contract
Purpose of contract	General
Contract start date	01/09/2010
Contract end date	31/03/2018

17/18 Contracted general activity (UDA)	500
Carry forward general activity (UDA)	0
17/18 Contracted orthodontic activity (UOA)	0
Carry forward orthodontic activity (UOA)	0
Baseline contract value	£24,986.65

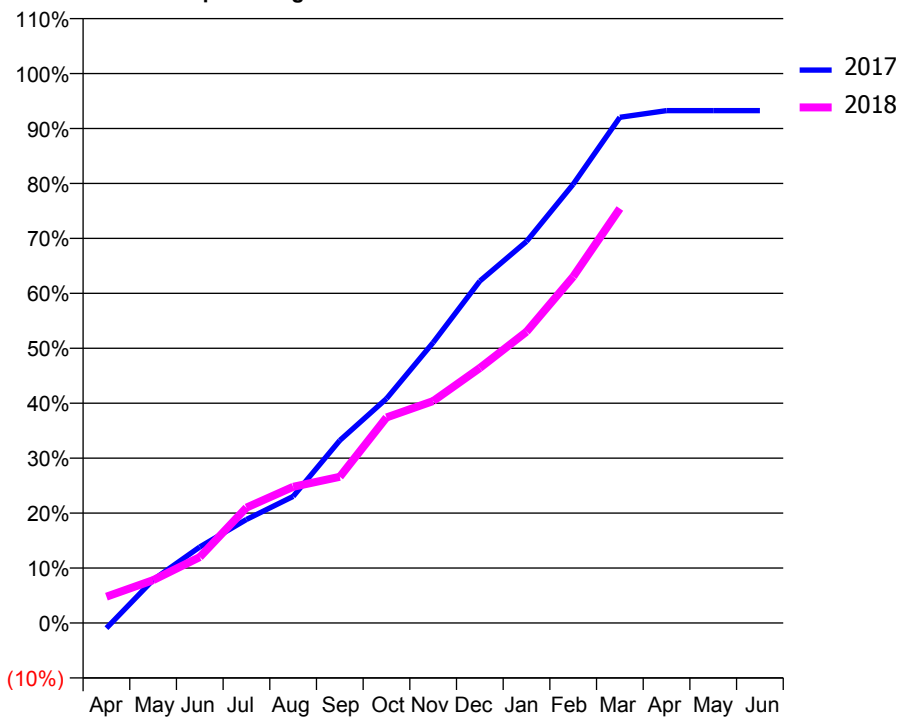
ACCESS*

Patients seen in 24 months	Total	Change since previous quarter
Quarter ending March 2017	165	
Quarter ending June 2017	163	↓
Quarter ending September 2017	165	→
Quarter ending December 2017	172	↑
Quarter ending March 2018	186	↑
Variance since March 2017	12.7%	↑



ACTIVITY

Cumulative percentage of contracted UDA delivered 2017 & 2018



Month	Adjusted Scheduled Activity (UDA)	
	2017	2018
April	-5	24
May	39	39
June	69	60
July	94	105
August	115	124
September	166	133
October	204	187
November	255	202
December	311	232
January	347	265
February	399	315
March	460	377
April	466	
May	466	
June	466	

QUALITY

	Quantity	Base Number	Contract	AT	Region	England
% of FP17s for the same patient ID Re-attending within 3 months - Children	0	1	0.0%	10.1%	11.5%	11.9%
% of FP17s for the same patient ID Re-attending within 3 months - Adults	1	132	0.8%	15.5%	16.8%	16.0%
% of FP17s for the same patient ID Re-attending between 3 & 9 months - Children	0	1	0.0%	48.4%	47.7%	58.3%
% of FP17s for the same patient ID Re-attending between 3 & 9 months - Adults	0	132	0.0%	38.1%	38.2%	50.3%
% of FP17s for Band 1 Urgent Courses	1	131	0.8%	10.1%	10.6%	9.1%
% of FP17s Relating to Free Repair or Replacements	0	131	0.0%	0.6%	0.6%	0.8%
% of FP17s Relating to Continuations	0	131	0.0%	0.9%	0.8%	1.0%
% of Patients satisfied with the dentistry they have received	0	0	N/A	90.1%	89.3%	91.5%
% of Patients satisfied with the time they had to wait for an appointment	0	0	N/A	86.9%	84.4%	87.9%

* This is based on patients treated on this contract for their most recent course of treatment. Figures in italics indicate the base number of FP17s or Patient Questionnaire responses are less than 100. N/A is shown where the base number of responses is less than 10 during the period. % is calculated as Quantity/Base number*100

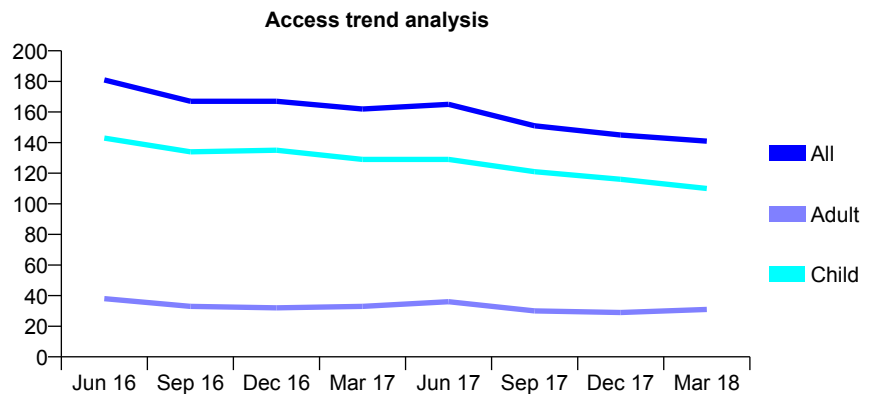
Q63 - Vital Signs At a Glance Contract Report for 630667/0001 - March 2018

Name or company name	MRS CA SIDA-MURRAY
Contract type name	GDS Contract
Purpose of contract	General
Contract start date	01/04/2006
Contract end date	

17/18 Contracted general activity (UDA)	300
Carry forward general activity (UDA)	0
17/18 Contracted orthodontic activity (UOA)	0
Carry forward orthodontic activity (UOA)	0
Baseline contract value	£7,279.60

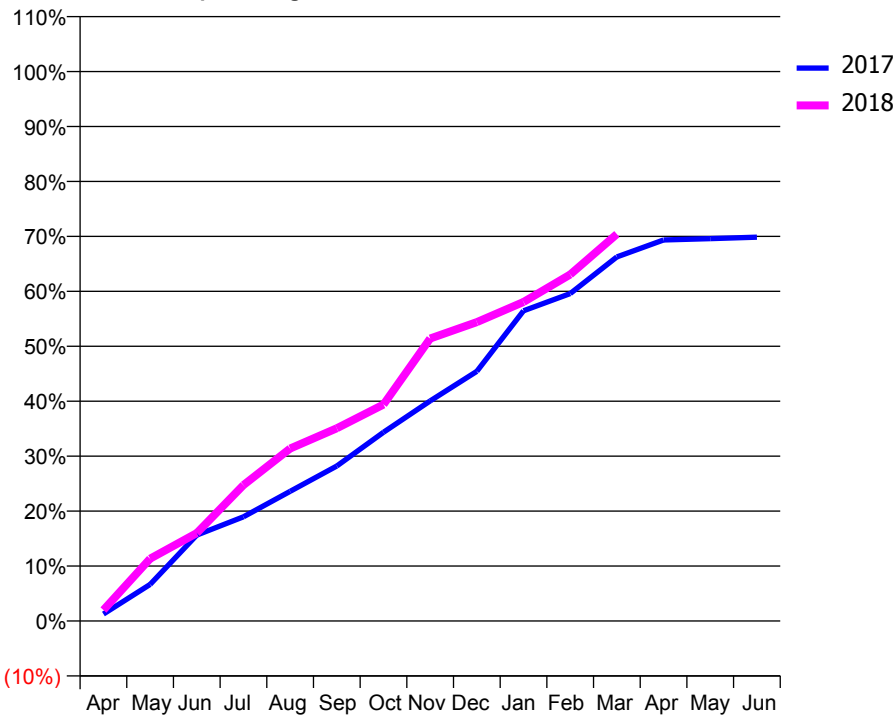
ACCESS*

Patients seen in 24 months	Total	Change since previous quarter
Quarter ending March 2017	162	
Quarter ending June 2017	165	→
Quarter ending September 2017	151	↓
Quarter ending December 2017	145	↓
Quarter ending March 2018	141	↓
Variance since March 2017	(13.0%)	↓



ACTIVITY

Cumulative percentage of contracted UDA delivered 2017 & 2018



Month	Adjusted Scheduled Activity (UDA)	
	2017	2018
April	5	6
May	26	34
June	61	48
July	74	74
August	92	94
September	110	105
October	134	118
November	156	154
December	177	163
January	220	174
February	232	189
March	258	211
April	270	
May	271	
June	272	

QUALITY

	Quantity	Base Number	Contract	AT	Region	England
% of FP17s for the same patient ID Re-attending within 3 months - Children	11	188	5.9%	10.1%	11.5%	11.9%
% of FP17s for the same patient ID Re-attending within 3 months - Adults	0	11	0.0%	15.5%	16.8%	16.0%
% of FP17s for the same patient ID Re-attending between 3 & 9 months - Children	136	188	72.3%	48.4%	47.7%	58.3%
% of FP17s for the same patient ID Re-attending between 3 & 9 months - Adults	8	11	72.7%	38.1%	38.2%	50.3%
% of FP17s for Band 1 Urgent Courses	1	183	0.5%	10.1%	10.6%	9.1%
% of FP17s Relating to Free Repair or Replacements	0	183	0.0%	0.6%	0.6%	0.8%
% of FP17s Relating to Continuations	0	183	0.0%	0.9%	0.8%	1.0%
% of Patients satisfied with the dentistry they have received	1	1	N/A	90.1%	89.3%	91.5%
% of Patients satisfied with the time they had to wait for an appointment	1	1	N/A	86.9%	84.4%	87.9%

* This is based on patients treated on this contract for their most recent course of treatment. Figures in italics indicate the base number of FP17s or Patient Questionnaire responses are less than 100. N/A is shown where the base number of responses is less than 10 during the period. % is calculated as Quantity/Base number*100

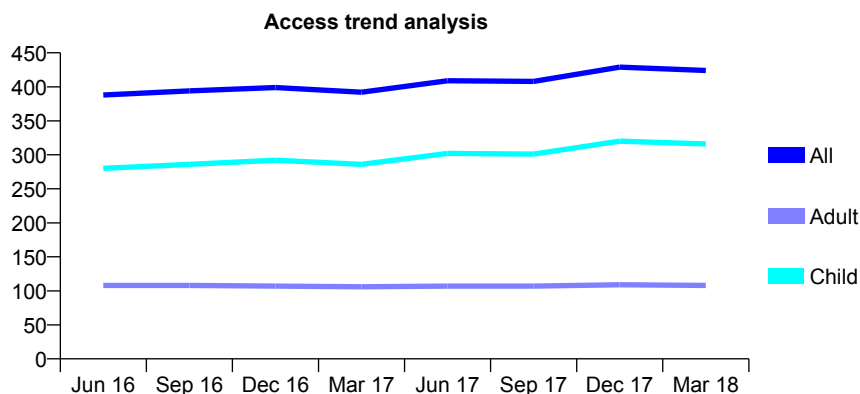
Q63 - Vital Signs At a Glance Contract Report for 632236/0001 - March 2018

Name or company name	MR WO DE VRIES
Contract type name	GDS Contract
Purpose of contract	General
Contract start date	01/04/2006
Contract end date	

17/18 Contracted general activity (UDA)	850
Carry forward general activity (UDA)	-5
17/18 Contracted orthodontic activity (UOA)	0
Carry forward orthodontic activity (UOA)	0
Baseline contract value	£24,322.60

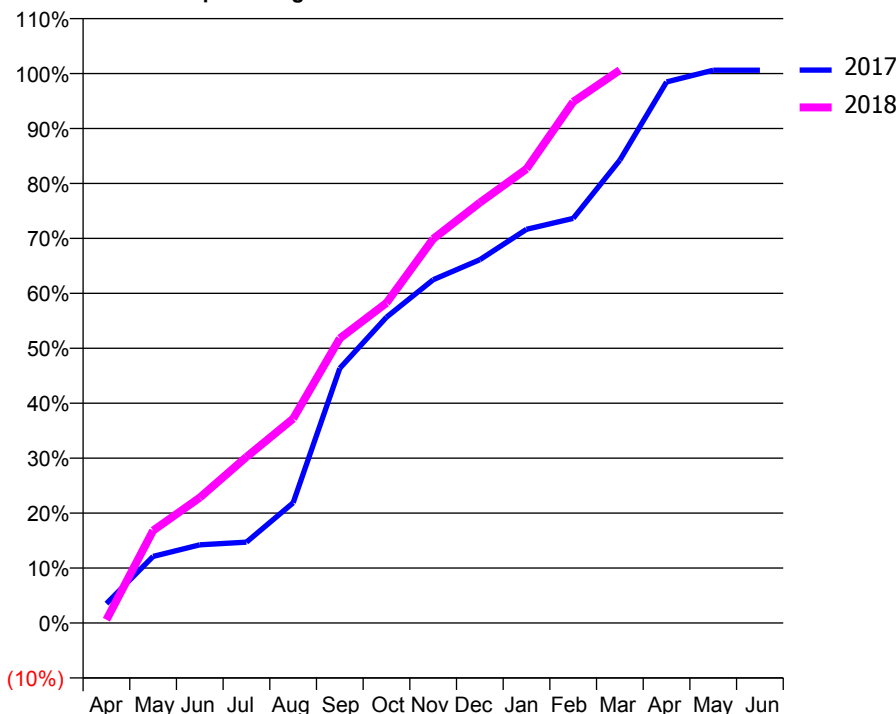
ACCESS*

Patients seen in 24 months	Total	Change since previous quarter
Quarter ending March 2017	392	
Quarter ending June 2017	409	↑
Quarter ending September 2017	408	→
Quarter ending December 2017	429	↑
Quarter ending March 2018	424	↓
Variance since March 2017	8.2%	↑



ACTIVITY

Cumulative percentage of contracted UDA delivered 2017 & 2018



Month	Adjusted Scheduled Activity (UDA)	
	2017	2018
April	30	5
May	103	143
June	121	194
July	125	257
August	186	316
September	394	440
October	473	495
November	531	594
December	562	650
January	609	702
February	626	806
March	716	855
April	837	
May	855	
June	855	

QUALITY

	Quantity	Base Number	Contract	AT	Region	England
% of FP17s for the same patient ID Re-attending within 3 months - Children	5	569	0.9%	10.1%	11.5%	11.9%
% of FP17s for the same patient ID Re-attending within 3 months - Adults	3	108	2.8%	15.5%	16.8%	16.0%
% of FP17s for the same patient ID Re-attending between 3 & 9 months - Children	403	569	70.8%	48.4%	47.7%	58.3%
% of FP17s for the same patient ID Re-attending between 3 & 9 months - Adults	76	108	70.4%	38.1%	38.2%	50.3%
% of FP17s for Band 1 Urgent Courses	1	576	0.2%	10.1%	10.6%	9.1%
% of FP17s Relating to Free Repair or Replacements	0	576	0.0%	0.6%	0.6%	0.8%
% of FP17s Relating to Continuations	0	576	0.0%	0.9%	0.8%	1.0%
% of Patients satisfied with the dentistry they have received	0	0	N/A	90.1%	89.3%	91.5%
% of Patients satisfied with the time they had to wait for an appointment	0	0	N/A	86.9%	84.4%	87.9%

* This is based on patients treated on this contract for their most recent course of treatment. Figures in italics indicate the base number of FP17s or Patient Questionnaire responses are less than 100. N/A is shown where the base number of responses is less than 10 during the period. % is calculated as Quantity/Base number*100

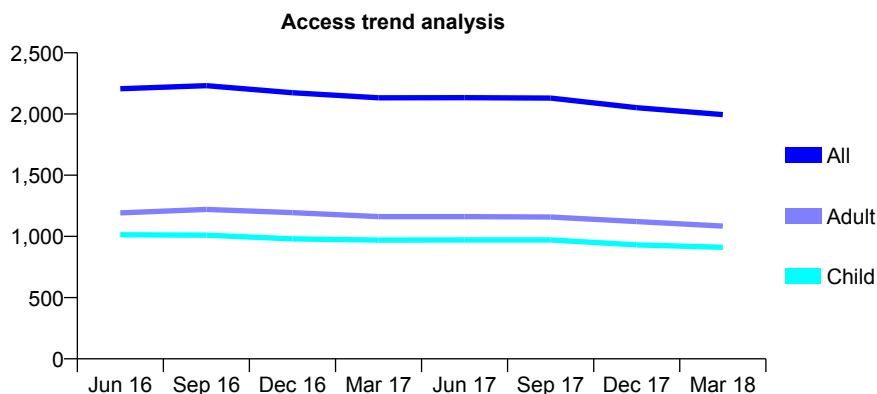
Q63 - Vital Signs At a Glance Contract Report for 632775/0001 - March 2018

Name or company name	MR AJ WHITTOME
Contract type name	GDS Contract
Purpose of contract	General
Contract start date	01/04/2006
Contract end date	

17/18 Contracted general activity (UDA)	7,187
Carry forward general activity (UDA)	0
17/18 Contracted orthodontic activity (UOA)	0
Carry forward orthodontic activity (UOA)	0
Baseline contract value	£185,920.26

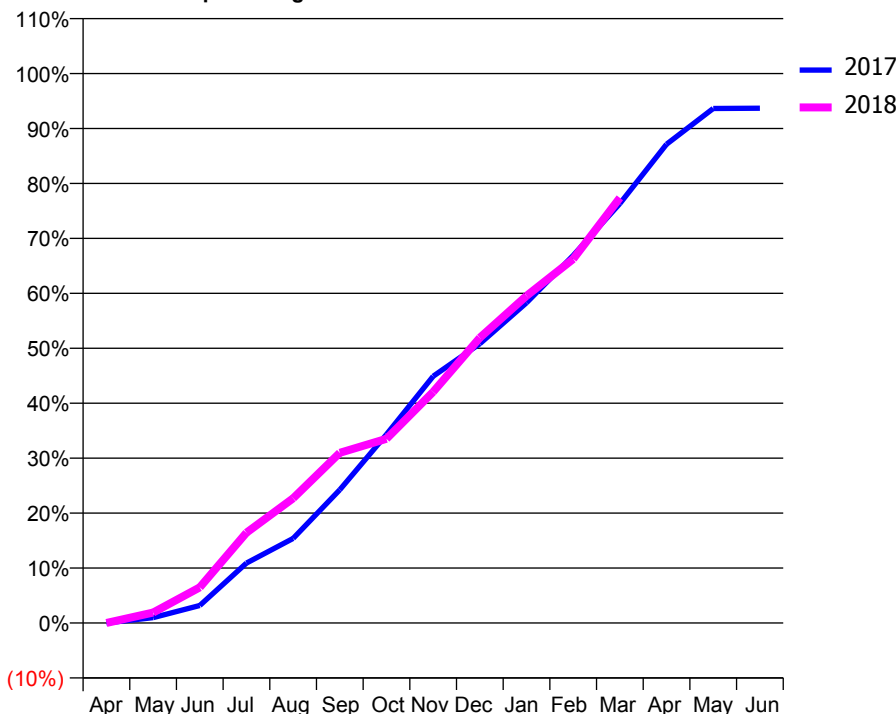
ACCESS*

Patients seen in 24 months	Total	Change since previous quarter
Quarter ending March 2017	2,132	
Quarter ending June 2017	2,133	→
Quarter ending September 2017	2,130	→
Quarter ending December 2017	2,052	↓
Quarter ending March 2018	1,995	↓
Variance since March 2017	(6.4%)	↓



ACTIVITY

Cumulative percentage of contracted UDA delivered 2017 & 2018



Month	Adjusted Scheduled Activity (UDA)	
	2017	2018
April	0	1
May	70	137
June	229	466
July	784	1,181
August	1,107	1,632
September	1,744	2,227
October	2,467	2,410
November	3,228	3,024
December	3,653	3,731
January	4,189	4,279
February	4,807	4,760
March	5,486	5,561
April	6,262	
May	6,730	
June	6,733	

QUALITY

	Quantity	Base Number	Contract	AT	Region	England
% of FP17s for the same patient ID Re-attending within 3 months - Children	125	1,242	10.1%	10.1%	11.5%	11.9%
% of FP17s for the same patient ID Re-attending within 3 months - Adults	360	1,403	25.7%	15.5%	16.8%	16.0%
% of FP17s for the same patient ID Re-attending between 3 & 9 months - Children	604	1,242	48.6%	48.4%	47.7%	58.3%
% of FP17s for the same patient ID Re-attending between 3 & 9 months - Adults	543	1,403	38.7%	38.1%	38.2%	50.3%
% of FP17s for Band 1 Urgent Courses	285	2,236	12.7%	10.1%	10.6%	9.1%
% of FP17s Relating to Free Repair or Replacements	0	2,236	0.0%	0.6%	0.6%	0.8%
% of FP17s Relating to Continuations	0	2,236	0.0%	0.9%	0.8%	1.0%
% of Patients satisfied with the dentistry they have received	1	1	N/A	90.1%	89.3%	91.5%
% of Patients satisfied with the time they had to wait for an appointment	1	1	N/A	86.9%	84.4%	87.9%

* This is based on patients treated on this contract for their most recent course of treatment. Figures in italics indicate the base number of FP17s or Patient Questionnaire responses are less than 100. N/A is shown where the base number of responses is less than 10 during the period. % is calculated as Quantity/Base number*100

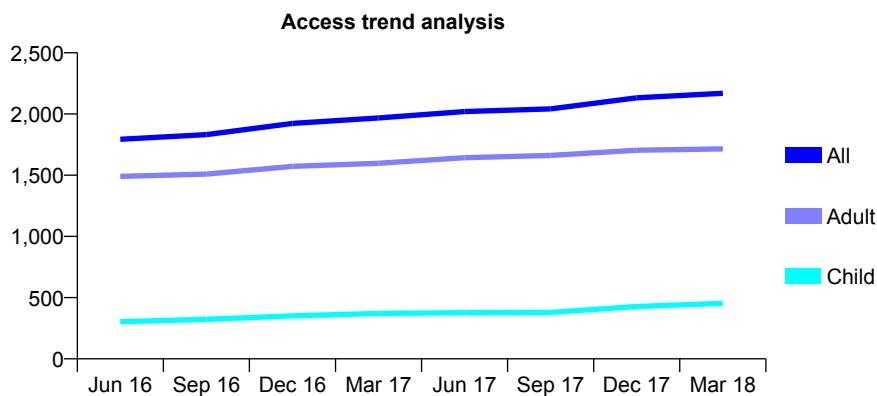
Q63 - Vital Signs At a Glance Contract Report for 635006/0001 - March 2018

Name or company name	MR CJ LEE
Contract type name	GDS Contract
Purpose of contract	General
Contract start date	01/04/2006
Contract end date	

17/18 Contracted general activity (UDA)	8,206
Carry forward general activity (UDA)	-164
17/18 Contracted orthodontic activity (UOA)	0
Carry forward orthodontic activity (UOA)	0
Baseline contract value	£300,470.15

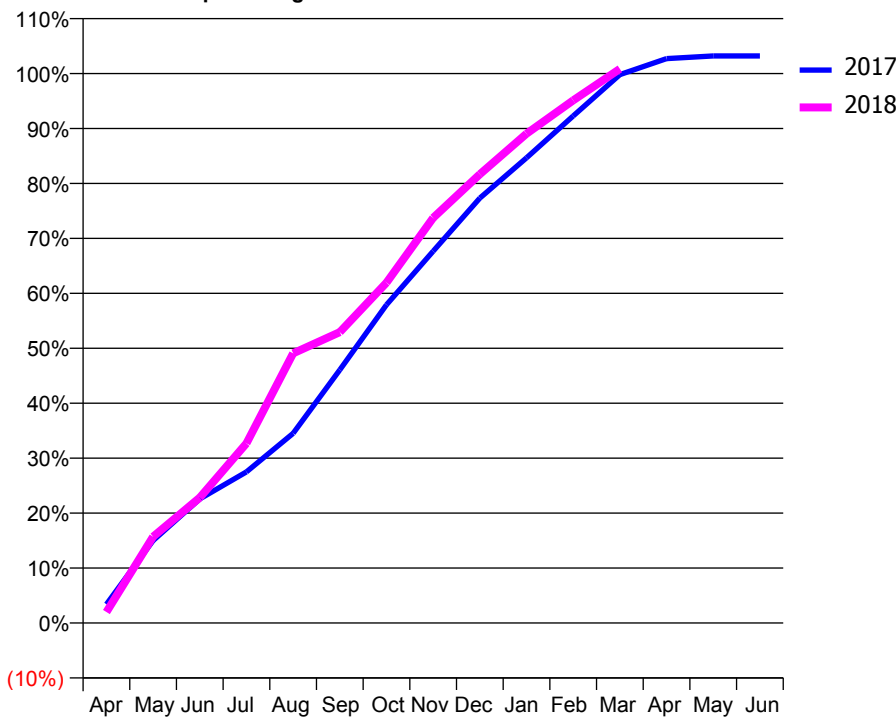
ACCESS*

Patients seen in 24 months	Total	Change since previous quarter
Quarter ending March 2017	1,968	
Quarter ending June 2017	2,020	↑
Quarter ending September 2017	2,042	→
Quarter ending December 2017	2,132	↑
Quarter ending March 2018	2,169	→
Variance since March 2017	10.2%	↑



ACTIVITY

Cumulative percentage of contracted UDA delivered 2017 & 2018



Month	Adjusted Scheduled Activity (UDA)	
	2017	2018
April	279	164
May	1,232	1,289
June	1,852	1,872
July	2,257	2,684
August	2,832	4,028
September	3,781	4,344
October	4,753	5,083
November	5,553	6,051
December	6,345	6,702
January	6,948	7,307
February	7,571	7,805
March	8,190	8,275
April	8,428	
May	8,468	
June	8,468	

QUALITY

	Quantity	Base Number	Contract	AT	Region	England
% of FP17s for the same patient ID Re-attending within 3 months - Children	48	564	8.5%	10.1%	11.5%	11.9%
% of FP17s for the same patient ID Re-attending within 3 months - Adults	285	2,156	13.2%	15.5%	16.8%	16.0%
% of FP17s for the same patient ID Re-attending between 3 & 9 months - Children	231	564	41.0%	48.4%	47.7%	58.3%
% of FP17s for the same patient ID Re-attending between 3 & 9 months - Adults	1,003	2,156	46.5%	38.1%	38.2%	50.3%
% of FP17s for Band 1 Urgent Courses	241	2,558	9.4%	10.1%	10.6%	9.1%
% of FP17s Relating to Free Repair or Replacements	46	2,558	1.8%	0.6%	0.6%	0.8%
% of FP17s Relating to Continuations	39	2,558	1.5%	0.9%	0.8%	1.0%
% of Patients satisfied with the dentistry they have received	6	6	N/A	90.1%	89.3%	91.5%
% of Patients satisfied with the time they had to wait for an appointment	5	6	N/A	86.9%	84.4%	87.9%

* This is based on patients treated on this contract for their most recent course of treatment. Figures in italics indicate the base number of FP17s or Patient Questionnaire responses are less than 100. N/A is shown where the base number of responses is less than 10 during the period. % is calculated as Quantity/Base number*100

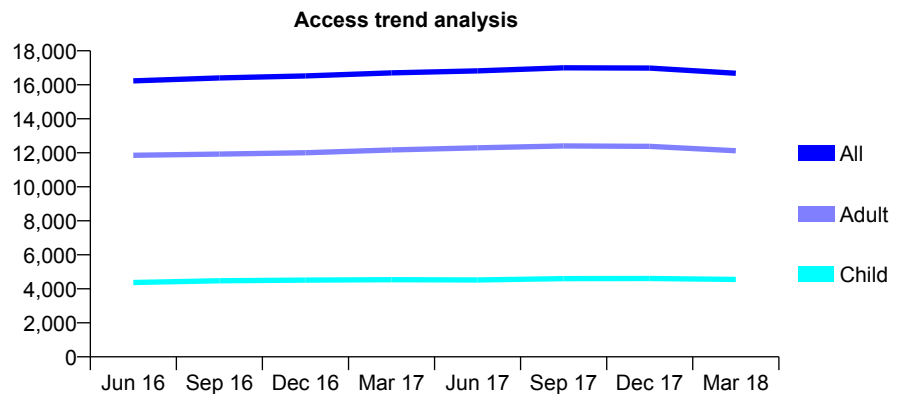
Q63 - Vital Signs At a Glance Contract Report for 638021/0001 - March 2018

Name or company name	MR U PATEL
Contract type name	GDS Contract
Purpose of contract	General
Contract start date	01/04/2006
Contract end date	

17/18 Contracted general activity (UDA)	56,222
Carry forward general activity (UDA)	-880
17/18 Contracted orthodontic activity (UOA)	0
Carry forward orthodontic activity (UOA)	0
Baseline contract value	£1,656,730.33

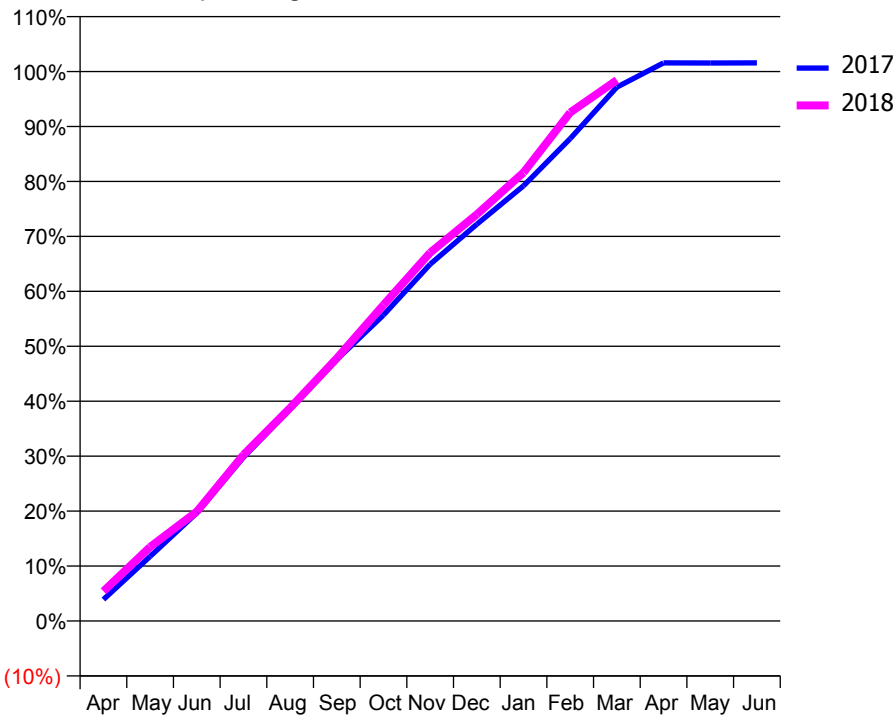
ACCESS*

Patients seen in 24 months	Total	Change since previous quarter
Quarter ending March 2017	16,702	
Quarter ending June 2017	16,820	→
Quarter ending September 2017	17,002	→
Quarter ending December 2017	16,986	→
Quarter ending March 2018	16,677	↓
Variance since March 2017	(0.1%)	→



ACTIVITY

Cumulative percentage of contracted UDA delivered 2017 & 2018



Month	Adjusted Scheduled Activity (UDA)	
	2017	2018
April	2,206	3,051
May	6,611	7,578
June	11,057	11,197
July	16,749	17,012
August	21,676	21,807
September	26,746	26,881
October	31,309	32,341
November	36,507	37,696
December	40,601	41,610
January	44,522	45,894
February	49,353	52,025
March	54,620	55,342
April	57,110	
May	57,095	
June	57,102	

QUALITY

	Quantity	Base Number	Contract	AT	Region	England
% of FP17s for the same patient ID Re-attending within 3 months - Children	634	5,490	11.5%	10.1%	11.5%	11.9%
% of FP17s for the same patient ID Re-attending within 3 months - Adults	2,011	12,133	16.6%	15.5%	16.8%	16.0%
% of FP17s for the same patient ID Re-attending between 3 & 9 months - Children	2,330	5,490	42.4%	48.4%	47.7%	58.3%
% of FP17s for the same patient ID Re-attending between 3 & 9 months - Adults	3,829	12,133	31.6%	38.1%	38.2%	50.3%
% of FP17s for Band 1 Urgent Courses	1,311	16,794	7.8%	10.1%	10.6%	9.1%
% of FP17s Relating to Free Repair or Replacements	369	16,794	2.2%	0.6%	0.6%	0.8%
% of FP17s Relating to Continuations	199	16,794	1.2%	0.9%	0.8%	1.0%
% of Patients satisfied with the dentistry they have received	7	7	N/A	90.1%	89.3%	91.5%
% of Patients satisfied with the time they had to wait for an appointment	7	7	N/A	86.9%	84.4%	87.9%

* This is based on patients treated on this contract for their most recent course of treatment. Figures in italics indicate the base number of FP17s or Patient Questionnaire responses are less than 100. N/A is shown where the base number of responses is less than 10 during the period. % is calculated as Quantity/Base number*100

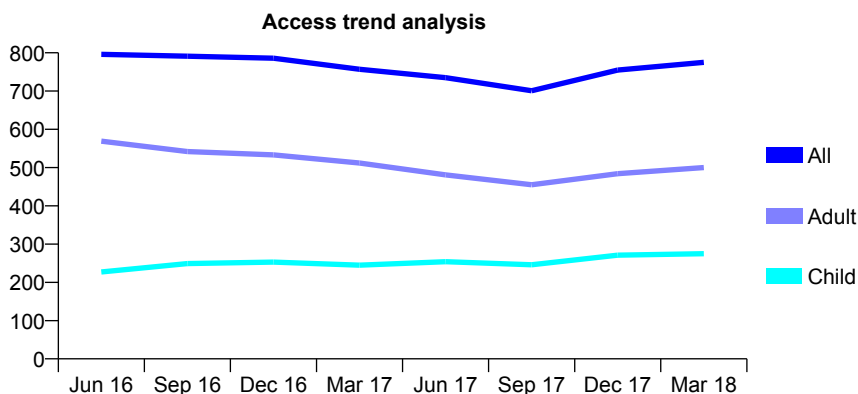
Q63 - Vital Signs At a Glance Contract Report for 638323/0005 - March 2018

Name or company name	MR SS PHOTAY
Contract type name	GDS Contract
Purpose of contract	General
Contract start date	01/09/2012
Contract end date	

17/18 Contracted general activity (UDA)	2,268
Carry forward general activity (UDA)	-45
17/18 Contracted orthodontic activity (UOA)	0
Carry forward orthodontic activity (UOA)	0
Baseline contract value	£56,303.31

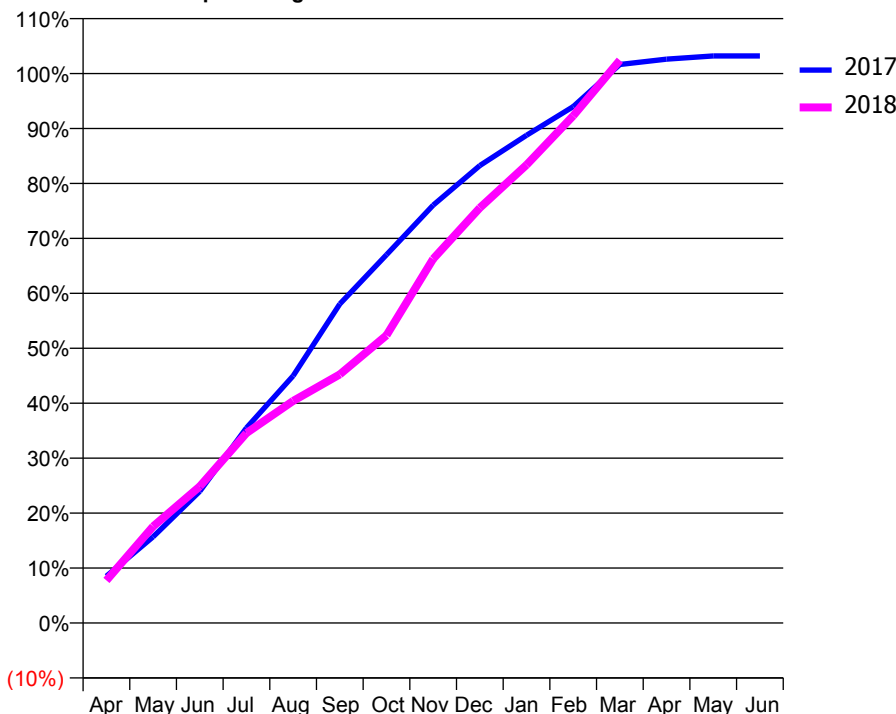
ACCESS*

Patients seen in 24 months	Total	Change since previous quarter
Quarter ending March 2017	757	
Quarter ending June 2017	735	↓
Quarter ending September 2017	701	↓
Quarter ending December 2017	755	↑
Quarter ending March 2018	775	↑
Variance since March 2017	2.4%	↑



ACTIVITY

Cumulative percentage of contracted UDA delivered 2017 & 2018



Month	Adjusted Scheduled Activity (UDA)	
	2017	2018
April	193	176
May	356	399
June	544	564
July	805	784
August	1,020	916
September	1,317	1,026
October	1,520	1,187
November	1,724	1,503
December	1,888	1,714
January	2,013	1,891
February	2,131	2,093
March	2,305	2,323
April	2,327	
May	2,340	
June	2,340	

QUALITY

	Quantity	Base Number	Contract	AT	Region	England
% of FP17s for the same patient ID Re-attending within 3 months - Children	28	278	10.1%	10.1%	11.5%	11.9%
% of FP17s for the same patient ID Re-attending within 3 months - Adults	127	594	21.4%	15.5%	16.8%	16.0%
% of FP17s for the same patient ID Re-attending between 3 & 9 months - Children	77	278	27.7%	48.4%	47.7%	58.3%
% of FP17s for the same patient ID Re-attending between 3 & 9 months - Adults	140	594	23.6%	38.1%	38.2%	50.3%
% of FP17s for Band 1 Urgent Courses	87	857	10.2%	10.1%	10.6%	9.1%
% of FP17s Relating to Free Repair or Replacements	4	857	0.5%	0.6%	0.6%	0.8%
% of FP17s Relating to Continuations	5	857	0.6%	0.9%	0.8%	1.0%
% of Patients satisfied with the dentistry they have received	3	3	N/A	90.1%	89.3%	91.5%
% of Patients satisfied with the time they had to wait for an appointment	1	3	N/A	86.9%	84.4%	87.9%

* This is based on patients treated on this contract for their most recent course of treatment. Figures in italics indicate the base number of FP17s or Patient Questionnaire responses are less than 100. N/A is shown where the base number of responses is less than 10 during the period. % is calculated as Quantity/Base number*100

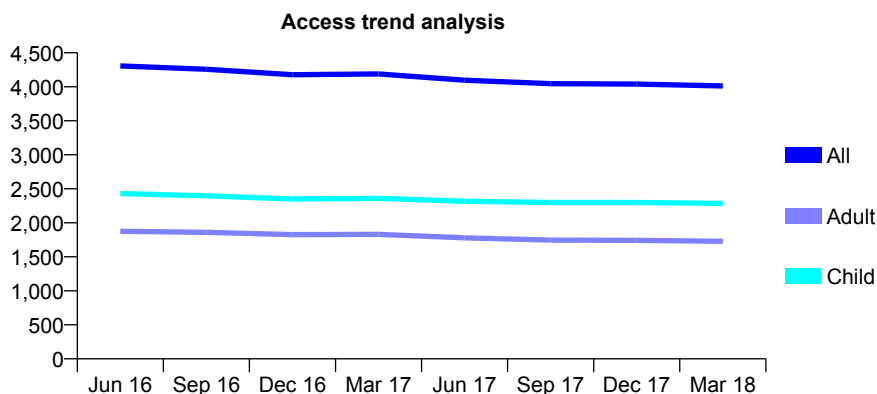
Q63 - Vital Signs At a Glance Contract Report for 643963/0001 - March 2018

Name or company name	MR BJ O'ROURKE
Contract type name	GDS Contract
Purpose of contract	General
Contract start date	01/04/2006
Contract end date	

17/18 Contracted general activity (UDA)	15,452
Carry forward general activity (UDA)	0
17/18 Contracted orthodontic activity (UOA)	0
Carry forward orthodontic activity (UOA)	0
Baseline contract value	£462,438.99

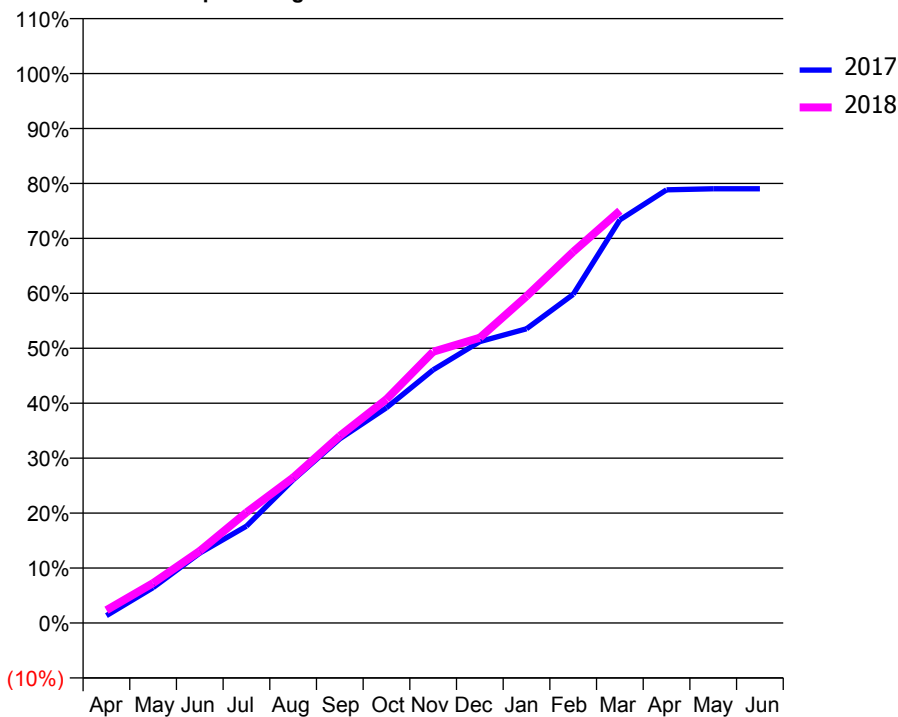
ACCESS*

Patients seen in 24 months	Total	Change since previous quarter
Quarter ending March 2017	4,189	
Quarter ending June 2017	4,097	↓
Quarter ending September 2017	4,046	↓
Quarter ending December 2017	4,041	→
Quarter ending March 2018	4,013	→
Variance since March 2017	(4.2%)	↓



ACTIVITY

Cumulative percentage of contracted UDA delivered 2017 & 2018



Month	Adjusted Scheduled Activity (UDA)	
	2017	2018
April	208	361
May	996	1,124
June	1,967	2,027
July	2,723	3,112
August	4,026	4,089
September	5,180	5,265
October	6,055	6,295
November	7,120	7,627
December	7,915	8,024
January	8,273	9,190
February	9,243	10,439
March	11,338	11,593
April	12,180	
May	12,209	
June	12,209	

QUALITY

	Quantity	Base Number	Contract	AT	Region	England
% of FP17s for the same patient ID Re-attending within 3 months - Children	213	2,943	7.2%	10.1%	11.5%	11.9%
% of FP17s for the same patient ID Re-attending within 3 months - Adults	653	2,079	31.4%	15.5%	16.8%	16.0%
% of FP17s for the same patient ID Re-attending between 3 & 9 months - Children	1,437	2,943	48.8%	48.4%	47.7%	58.3%
% of FP17s for the same patient ID Re-attending between 3 & 9 months - Adults	633	2,079	30.4%	38.1%	38.2%	50.3%
% of FP17s for Band 1 Urgent Courses	658	4,753	13.8%	10.1%	10.6%	9.1%
% of FP17s Relating to Free Repair or Replacements	0	4,753	0.0%	0.6%	0.6%	0.8%
% of FP17s Relating to Continuations	57	4,753	1.2%	0.9%	0.8%	1.0%
% of Patients satisfied with the dentistry they have received	1	1	N/A	90.1%	89.3%	91.5%
% of Patients satisfied with the time they had to wait for an appointment	1	1	N/A	86.9%	84.4%	87.9%

* This is based on patients treated on this contract for their most recent course of treatment. Figures in italics indicate the base number of FP17s or Patient Questionnaire responses are less than 100. N/A is shown where the base number of responses is less than 10 during the period. % is calculated as Quantity/Base number*100

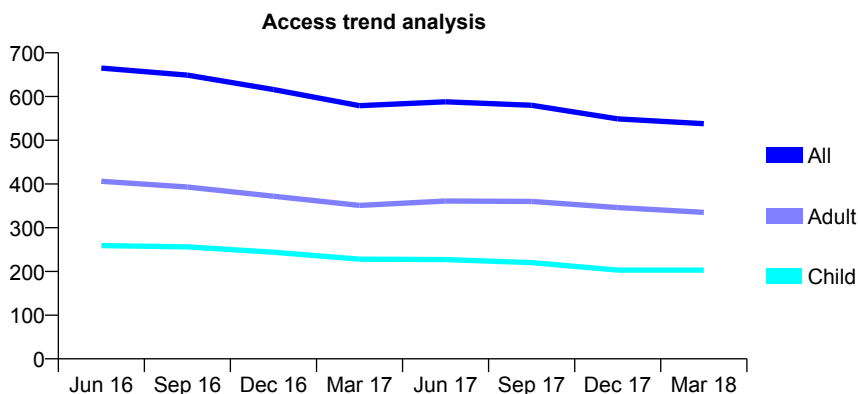
Q63 - Vital Signs At a Glance Contract Report for 651478/0001 - March 2018

Name or company name	MS NA DATHI
Contract type name	GDS Contract
Purpose of contract	General
Contract start date	01/04/2006
Contract end date	

17/18 Contracted general activity (UDA)	1,000
Carry forward general activity (UDA)	0
17/18 Contracted orthodontic activity (UOA)	0
Carry forward orthodontic activity (UOA)	0
Baseline contract value	£23,761.13

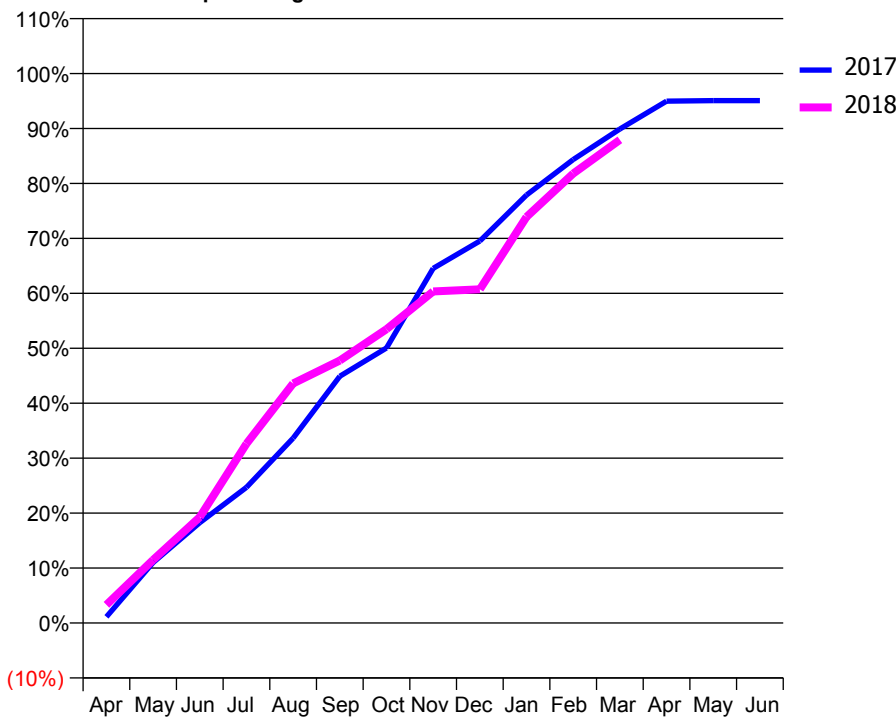
ACCESS*

Patients seen in 24 months	Total	Change since previous quarter
Quarter ending March 2017	579	
Quarter ending June 2017	588	→
Quarter ending September 2017	580	↓
Quarter ending December 2017	549	↓
Quarter ending March 2018	538	↓
Variance since March 2017	(7.1%)	↓



ACTIVITY

Cumulative percentage of contracted UDA delivered 2017 & 2018



Month	Adjusted Scheduled Activity (UDA)	
	2017	2018
April	11	33
May	110	115
June	183	193
July	247	326
August	336	436
September	449	478
October	500	535
November	645	603
December	695	607
January	779	739
February	843	818
March	899	879
April	950	
May	951	
June	951	

QUALITY

	Quantity	Base Number	Contract	AT	Region	England
% of FP17s for the same patient ID Re-attending within 3 months - Children	7	233	3.0%	10.1%	11.5%	11.9%
% of FP17s for the same patient ID Re-attending within 3 months - Adults	18	297	6.1%	15.5%	16.8%	16.0%
% of FP17s for the same patient ID Re-attending between 3 & 9 months - Children	116	233	49.8%	48.4%	47.7%	58.3%
% of FP17s for the same patient ID Re-attending between 3 & 9 months - Adults	105	297	35.4%	38.1%	38.2%	50.3%
% of FP17s for Band 1 Urgent Courses	27	502	5.4%	10.1%	10.6%	9.1%
% of FP17s Relating to Free Repair or Replacements	0	502	0.0%	0.6%	0.6%	0.8%
% of FP17s Relating to Continuations	1	502	0.2%	0.9%	0.8%	1.0%
% of Patients satisfied with the dentistry they have received	3	3	N/A	90.1%	89.3%	91.5%
% of Patients satisfied with the time they had to wait for an appointment	2	3	N/A	86.9%	84.4%	87.9%

* This is based on patients treated on this contract for their most recent course of treatment. Figures in italics indicate the base number of FP17s or Patient Questionnaire responses are less than 100. N/A is shown where the base number of responses is less than 10 during the period. % is calculated as Quantity/Base number*100

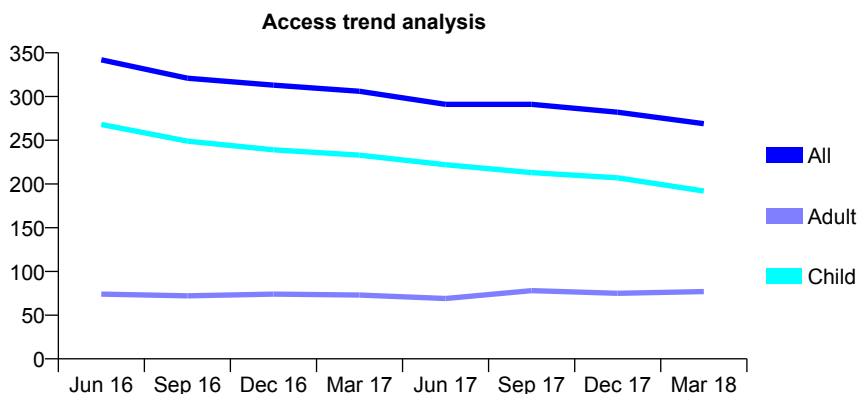
Q63 - Vital Signs At a Glance Contract Report for 651680/0001 - March 2018

Name or company name	MR RH BAYLIS
Contract type name	GDS Contract
Purpose of contract	General
Contract start date	01/04/2006
Contract end date	

17/18 Contracted general activity (UDA)	546
Carry forward general activity (UDA)	0
17/18 Contracted orthodontic activity (UOA)	0
Carry forward orthodontic activity (UOA)	0
Baseline contract value	£14,078.15

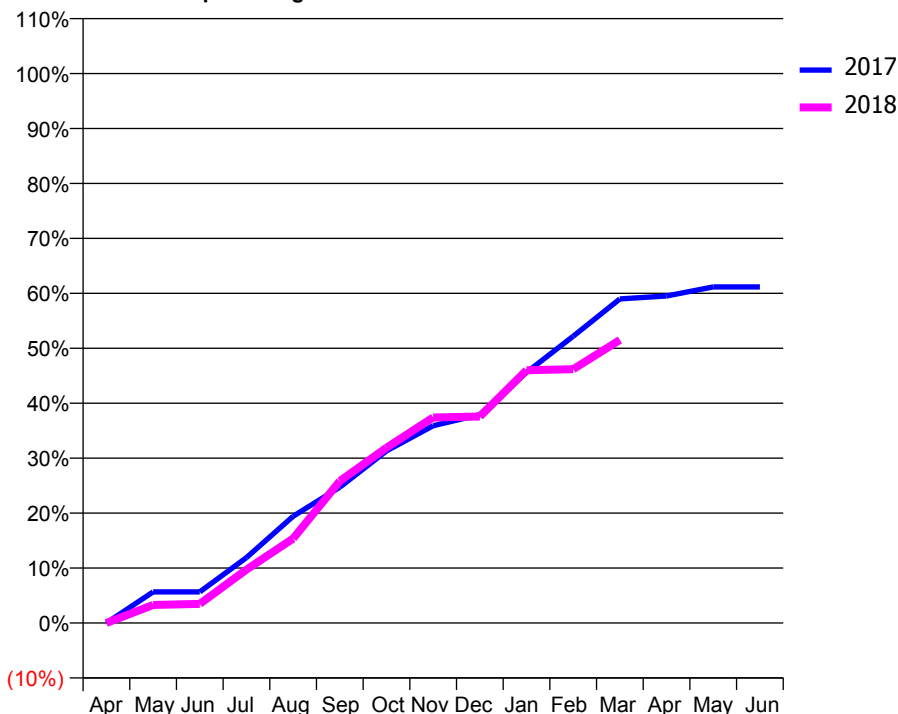
ACCESS*

Patients seen in 24 months	Total	Change since previous quarter
Quarter ending March 2017	306	
Quarter ending June 2017	291	↓
Quarter ending September 2017	291	→
Quarter ending December 2017	282	↓
Quarter ending March 2018	269	↓
Variance since March 2017	(12.1%)	↓



ACTIVITY

Cumulative percentage of contracted UDA delivered 2017 & 2018



Adjusted Scheduled Activity (UDA)

Month	2017	2018
April	0	0
May	31	18
June	31	19
July	65	53
August	106	84
September	135	141
October	171	174
November	196	204
December	207	205
January	249	251
February	285	252
March	322	281
April	325	
May	334	
June	334	

QUALITY

	Quantity	Base Number	Contract	AT	Region	England
% of FP17s for the same patient ID Re-attending within 3 months - Children	5	226	2.2%	10.1%	11.5%	11.9%
% of FP17s for the same patient ID Re-attending within 3 months - Adults	1	36	2.8%	15.5%	16.8%	16.0%
% of FP17s for the same patient ID Re-attending between 3 & 9 months - Children	98	226	43.4%	48.4%	47.7%	58.3%
% of FP17s for the same patient ID Re-attending between 3 & 9 months - Adults	16	36	44.4%	38.1%	38.2%	50.3%
% of FP17s for Band 1 Urgent Courses	1	249	0.4%	10.1%	10.6%	9.1%
% of FP17s Relating to Free Repair or Replacements	0	249	0.0%	0.6%	0.6%	0.8%
% of FP17s Relating to Continuations	0	249	0.0%	0.9%	0.8%	1.0%
% of Patients satisfied with the dentistry they have received	0	0	N/A	90.1%	89.3%	91.5%
% of Patients satisfied with the time they had to wait for an appointment	0	0	N/A	86.9%	84.4%	87.9%

* This is based on patients treated on this contract for their most recent course of treatment. Figures in italics indicate the base number of FP17s or Patient Questionnaire responses are less than 100. N/A is shown where the base number of responses is less than 10 during the period. % is calculated as Quantity/Base number*100

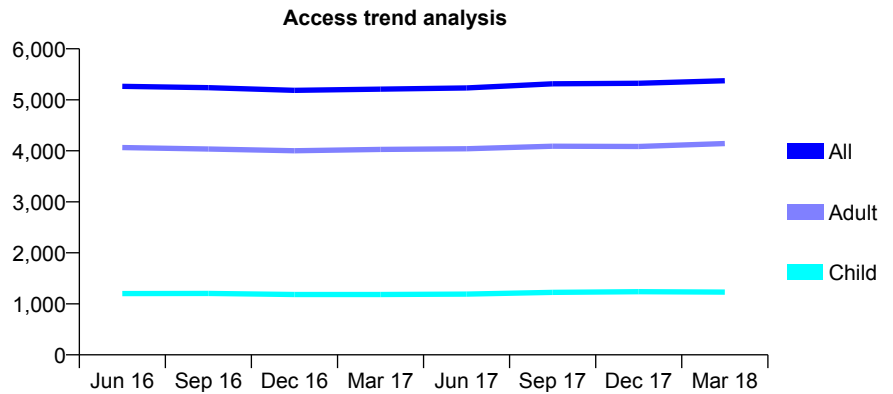
Q63 - Vital Signs At a Glance Contract Report for 656704/0003 - March 2018

Name or company name	MR R PATEL
Contract type name	GDS Contract
Purpose of contract	General
Contract start date	01/04/2006
Contract end date	

17/18 Contracted general activity (UDA)	15,926
Carry forward general activity (UDA)	0
17/18 Contracted orthodontic activity (UOA)	0
Carry forward orthodontic activity (UOA)	0
Baseline contract value	£446,612.97

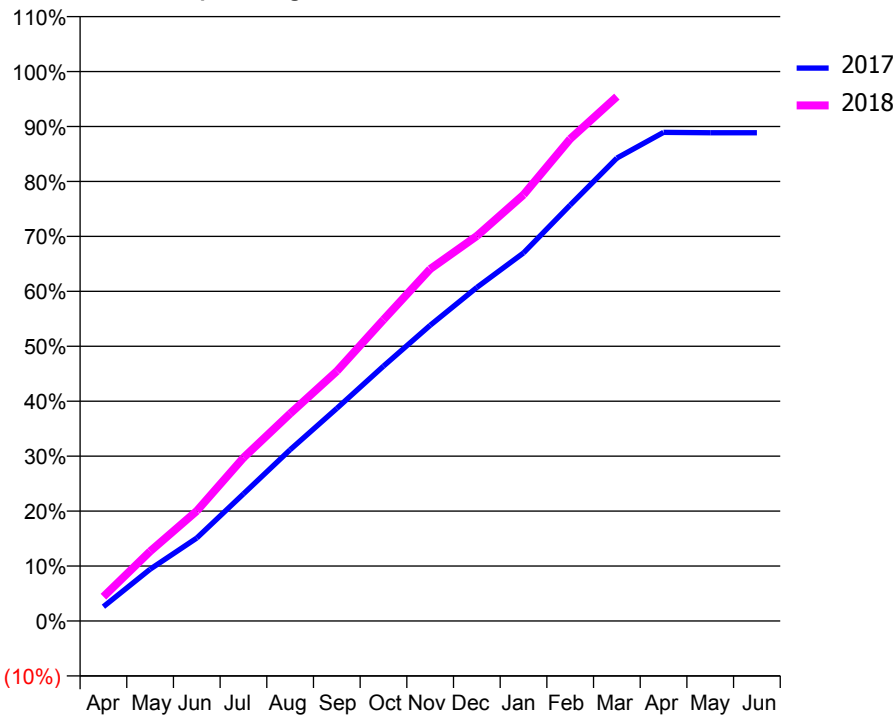
ACCESS*

Patients seen in 24 months	Total	Change since previous quarter
Quarter ending March 2017	5,210	
Quarter ending June 2017	5,232	→
Quarter ending September 2017	5,313	→
Quarter ending December 2017	5,324	→
Quarter ending March 2018	5,373	→
Variance since March 2017	3.1%	↑



ACTIVITY

Cumulative percentage of contracted UDA delivered 2017 & 2018



Month	Adjusted Scheduled Activity (UDA)	
	2017	2018
April	415	705
May	1,503	2,019
June	2,407	3,189
July	3,685	4,734
August	4,964	6,013
September	6,161	7,241
October	7,387	8,734
November	8,569	10,202
December	9,666	11,158
January	10,669	12,355
February	12,055	13,971
March	13,415	15,199
April	14,164	
May	14,151	
June	14,151	

QUALITY

	Quantity	Base Number	Contract	AT	Region	England
% of FP17s for the same patient ID Re-attending within 3 months - Children	135	1,627	8.3%	10.1%	11.5%	11.9%
% of FP17s for the same patient ID Re-attending within 3 months - Adults	624	4,483	13.9%	15.5%	16.8%	16.0%
% of FP17s for the same patient ID Re-attending between 3 & 9 months - Children	763	1,627	46.9%	48.4%	47.7%	58.3%
% of FP17s for the same patient ID Re-attending between 3 & 9 months - Adults	1,606	4,483	35.8%	38.1%	38.2%	50.3%
% of FP17s for Band 1 Urgent Courses	481	5,879	8.2%	10.1%	10.6%	9.1%
% of FP17s Relating to Free Repair or Replacements	114	5,879	1.9%	0.6%	0.6%	0.8%
% of FP17s Relating to Continuations	75	5,879	1.3%	0.9%	0.8%	1.0%
% of Patients satisfied with the dentistry they have received	9	9	N/A	90.1%	89.3%	91.5%
% of Patients satisfied with the time they had to wait for an appointment	8	9	N/A	86.9%	84.4%	87.9%

* This is based on patients treated on this contract for their most recent course of treatment. Figures in italics indicate the base number of FP17s or Patient Questionnaire responses are less than 100. N/A is shown where the base number of responses is less than 10 during the period. % is calculated as Quantity/Base number*100

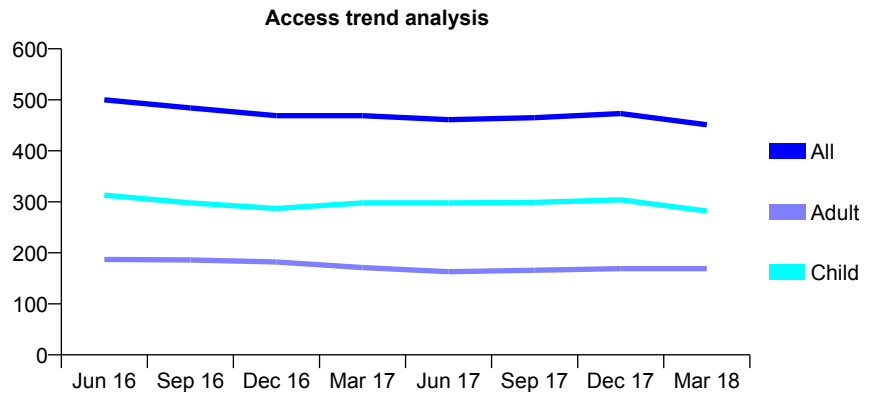
Q63 - Vital Signs At a Glance Contract Report for 656917/0001 - March 2018

Name or company name	MR P MORAITIS
Contract type name	GDS Contract
Purpose of contract	General
Contract start date	01/04/2006
Contract end date	

17/18 Contracted general activity (UDA)	1,090
Carry forward general activity (UDA)	-22
17/18 Contracted orthodontic activity (UOA)	0
Carry forward orthodontic activity (UOA)	0
Baseline contract value	£29,562.88

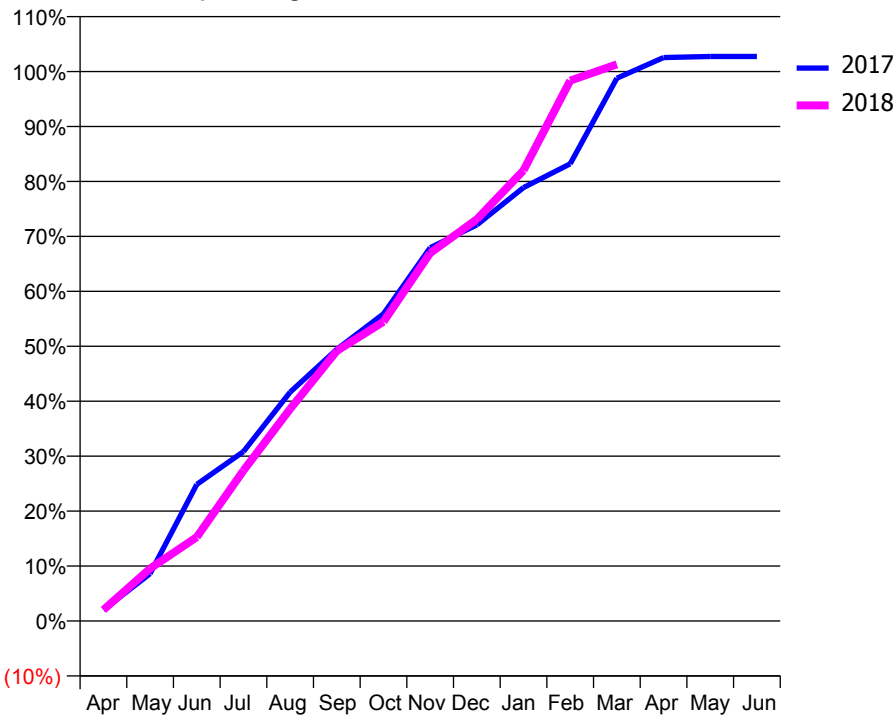
ACCESS*

Patients seen in 24 months	Total	Change since previous quarter
Quarter ending March 2017	469	
Quarter ending June 2017	461	↓
Quarter ending September 2017	465	→
Quarter ending December 2017	473	→
Quarter ending March 2018	451	↓
Variance since March 2017	(3.8%)	↓



ACTIVITY

Cumulative percentage of contracted UDA delivered 2017 & 2018



Month	Adjusted Scheduled Activity (UDA)	
	2017	2018
April	22	22
May	94	104
June	271	166
July	336	298
August	454	421
September	539	536
October	609	594
November	741	730
December	786	797
January	860	894
February	907	1,072
March	1,077	1,104
April	1,118	
May	1,120	
June	1,120	

QUALITY

	Quantity	Base Number	Contract	AT	Region	England
% of FP17s for the same patient ID Re-attending within 3 months - Children	13	392	3.3%	10.1%	11.5%	11.9%
% of FP17s for the same patient ID Re-attending within 3 months - Adults	31	184	16.8%	15.5%	16.8%	16.0%
% of FP17s for the same patient ID Re-attending between 3 & 9 months - Children	238	392	60.7%	48.4%	47.7%	58.3%
% of FP17s for the same patient ID Re-attending between 3 & 9 months - Adults	85	184	46.2%	38.1%	38.2%	50.3%
% of FP17s for Band 1 Urgent Courses	6	552	1.1%	10.1%	10.6%	9.1%
% of FP17s Relating to Free Repair or Replacements	0	552	0.0%	0.6%	0.6%	0.8%
% of FP17s Relating to Continuations	1	552	0.2%	0.9%	0.8%	1.0%
% of Patients satisfied with the dentistry they have received	1	1	N/A	90.1%	89.3%	91.5%
% of Patients satisfied with the time they had to wait for an appointment	1	1	N/A	86.9%	84.4%	87.9%

* This is based on patients treated on this contract for their most recent course of treatment. Figures in italics indicate the base number of FP17s or Patient Questionnaire responses are less than 100. N/A is shown where the base number of responses is less than 10 during the period. % is calculated as Quantity/Base number*100

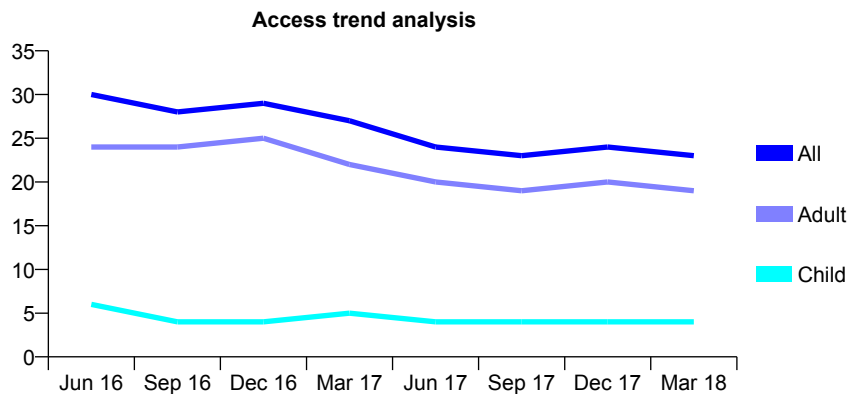
Q63 - Vital Signs At a Glance Contract Report for 671908/0001 - March 2018

Name or company name	MR J SHELDON
Contract type name	GDS Contract
Purpose of contract	General
Contract start date	01/04/2006
Contract end date	

17/18 Contracted general activity (UDA)	100
Carry forward general activity (UDA)	1
17/18 Contracted orthodontic activity (UOA)	0
Carry forward orthodontic activity (UOA)	0
Baseline contract value	£2,767.37

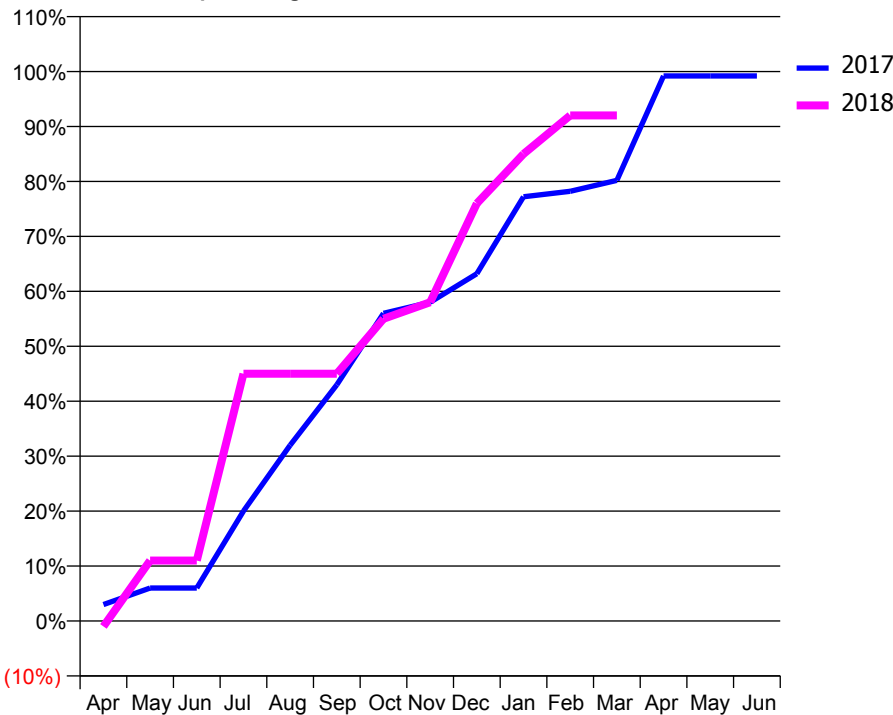
ACCESS*

Patients seen in 24 months	Total	Change since previous quarter
Quarter ending March 2017	27	
Quarter ending June 2017	24	↓
Quarter ending September 2017	23	↓
Quarter ending December 2017	24	↑
Quarter ending March 2018	23	↓
Variance since March 2017	(14.8%)	↓



ACTIVITY

Cumulative percentage of contracted UDA delivered 2017 & 2018



Month	Adjusted Scheduled Activity (UDA)	
	2017	2018
April	3	-1
May	6	11
June	6	11
July	20	45
August	32	45
September	43	45
October	56	55
November	58	58
December	63	76
January	77	85
February	78	92
March	80	92
April	99	
May	99	
June	99	

QUALITY

	Quantity	Base Number	Contract	AT	Region	England
% of FP17s for the same patient ID Re-attending within 3 months - Children	0	7	0.0%	10.1%	11.5%	11.9%
% of FP17s for the same patient ID Re-attending within 3 months - Adults	2	32	6.3%	15.5%	16.8%	16.0%
% of FP17s for the same patient ID Re-attending between 3 & 9 months - Children	5	7	71.4%	48.4%	47.7%	58.3%
% of FP17s for the same patient ID Re-attending between 3 & 9 months - Adults	25	32	78.1%	38.1%	38.2%	50.3%
% of FP17s for Band 1 Urgent Courses	0	35	0.0%	10.1%	10.6%	9.1%
% of FP17s Relating to Free Repair or Replacements	0	35	0.0%	0.6%	0.6%	0.8%
% of FP17s Relating to Continuations	0	35	0.0%	0.9%	0.8%	1.0%
% of Patients satisfied with the dentistry they have received	0	0	N/A	90.1%	89.3%	91.5%
% of Patients satisfied with the time they had to wait for an appointment	0	0	N/A	86.9%	84.4%	87.9%

* This is based on patients treated on this contract for their most recent course of treatment. Figures in italics indicate the base number of FP17s or Patient Questionnaire responses are less than 100. N/A is shown where the base number of responses is less than 10 during the period. % is calculated as Quantity/Base number*100

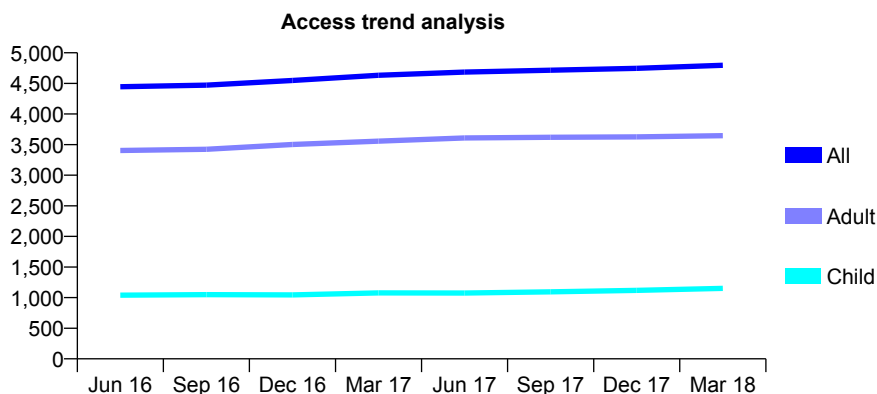
Q63 - Vital Signs At a Glance Contract Report for 673498/0001 - March 2018

Name or company name	MR TM ASHRAF
Contract type name	GDS Contract
Purpose of contract	General
Contract start date	01/04/2006
Contract end date	

17/18 Contracted general activity (UDA)	14,750
Carry forward general activity (UDA)	165
17/18 Contracted orthodontic activity (UOA)	0
Carry forward orthodontic activity (UOA)	0
Baseline contract value	£376,787.37

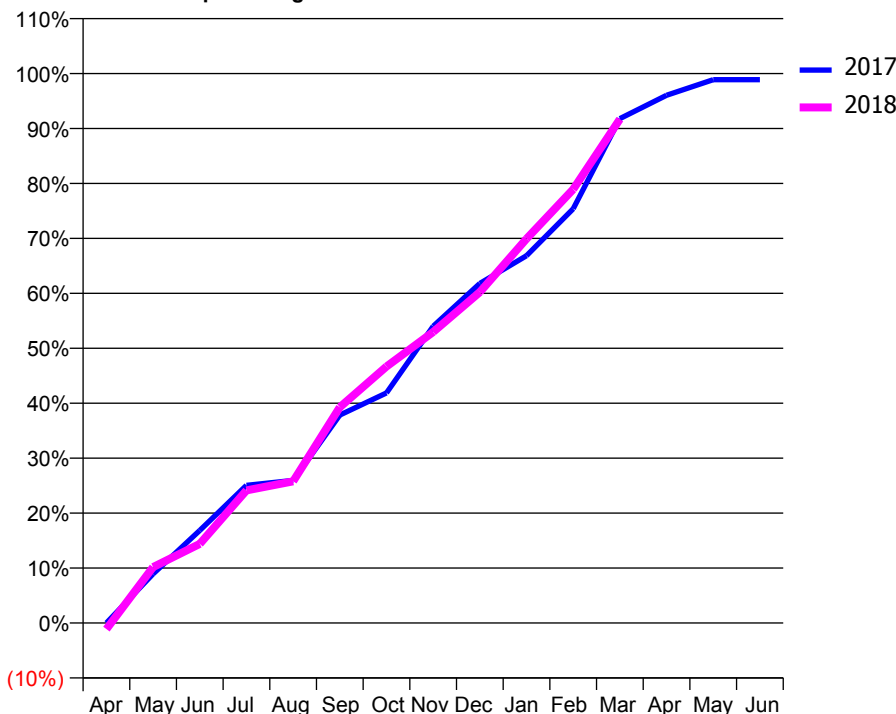
ACCESS*

Patients seen in 24 months	Total	Change since previous quarter
Quarter ending March 2017	4,633	
Quarter ending June 2017	4,685	→
Quarter ending September 2017	4,715	→
Quarter ending December 2017	4,746	→
Quarter ending March 2018	4,797	→
Variance since March 2017	3.5%	↑



ACTIVITY

Cumulative percentage of contracted UDA delivered 2017 & 2018



Month	Adjusted Scheduled Activity (UDA)	
	2017	2018
April	0	-165
May	1,319	1,503
June	2,487	2,123
July	3,695	3,559
August	3,829	3,804
September	5,580	5,792
October	6,175	6,886
November	7,966	7,814
December	9,114	8,884
January	9,858	10,315
February	11,120	11,641
March	13,540	13,526
April	14,165	
May	14,582	
June	14,585	

QUALITY

	Quantity	Base Number	Contract	AT	Region	England
% of FP17s for the same patient ID Re-attending within 3 months - Children	85	1,377	6.2%	10.1%	11.5%	11.9%
% of FP17s for the same patient ID Re-attending within 3 months - Adults	484	3,632	13.3%	15.5%	16.8%	16.0%
% of FP17s for the same patient ID Re-attending between 3 & 9 months - Children	690	1,377	50.1%	48.4%	47.7%	58.3%
% of FP17s for the same patient ID Re-attending between 3 & 9 months - Adults	1,254	3,632	34.5%	38.1%	38.2%	50.3%
% of FP17s for Band 1 Urgent Courses	221	4,728	4.7%	10.1%	10.6%	9.1%
% of FP17s Relating to Free Repair or Replacements	49	4,728	1.0%	0.6%	0.6%	0.8%
% of FP17s Relating to Continuations	144	4,728	3.0%	0.9%	0.8%	1.0%
% of Patients satisfied with the dentistry they have received	1	1	N/A	90.1%	89.3%	91.5%
% of Patients satisfied with the time they had to wait for an appointment	0	1	N/A	86.9%	84.4%	87.9%

* This is based on patients treated on this contract for their most recent course of treatment. Figures in italics indicate the base number of FP17s or Patient Questionnaire responses are less than 100. N/A is shown where the base number of responses is less than 10 during the period. % is calculated as Quantity/Base number*100

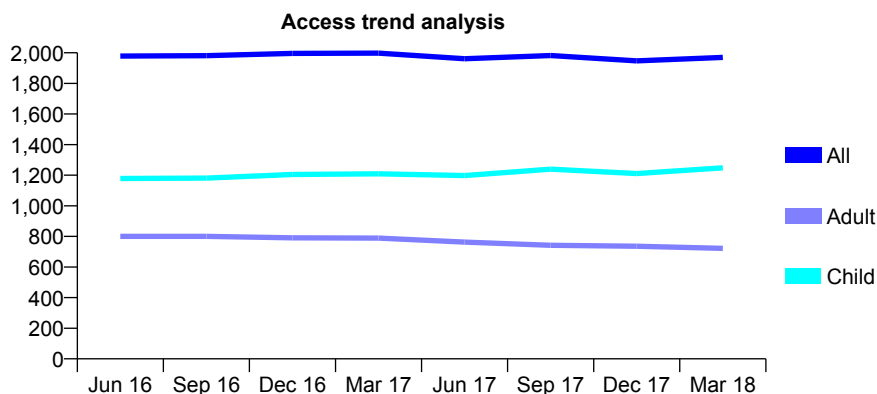
Q63 - Vital Signs At a Glance Contract Report for 674656/0001 - March 2018

Name or company name	MRS B VAHEESWARAN
Contract type name	GDS Contract
Purpose of contract	General
Contract start date	01/04/2006
Contract end date	

17/18 Contracted general activity (UDA)	5,998
Carry forward general activity (UDA)	-41
17/18 Contracted orthodontic activity (UOA)	0
Carry forward orthodontic activity (UOA)	0
Baseline contract value	£173,763.43

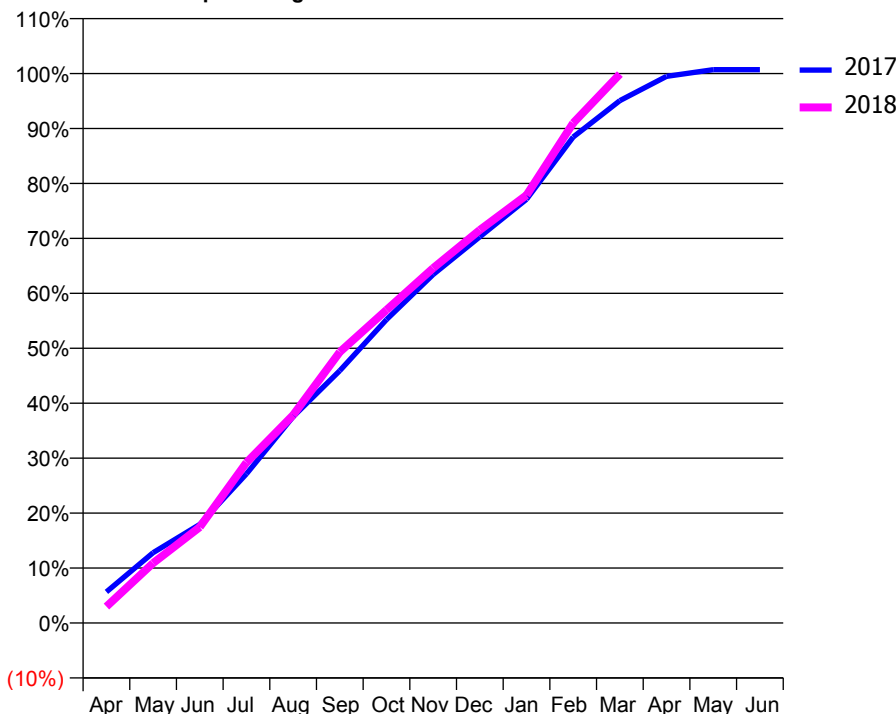
ACCESS*

Patients seen in 24 months	Total	Change since previous quarter
Quarter ending March 2017	1,998	
Quarter ending June 2017	1,961	↓
Quarter ending September 2017	1,982	→
Quarter ending December 2017	1,947	↓
Quarter ending March 2018	1,970	→
Variance since March 2017	(1.4%)	↓



ACTIVITY

Cumulative percentage of contracted UDA delivered 2017 & 2018



Month	Adjusted Scheduled Activity (UDA)	
	2017	2018
April	340	180
May	768	654
June	1,076	1,048
July	1,628	1,752
August	2,252	2,269
September	2,755	2,958
October	3,312	3,417
November	3,804	3,874
December	4,216	4,290
January	4,625	4,670
February	5,305	5,458
March	5,702	5,992
April	5,967	
May	6,039	
June	6,039	

QUALITY

	Quantity	Base Number	Contract	AT	Region	England
% of FP17s for the same patient ID Re-attending within 3 months - Children	167	1,858	9.0%	10.1%	11.5%	11.9%
% of FP17s for the same patient ID Re-attending within 3 months - Adults	272	919	29.6%	15.5%	16.8%	16.0%
% of FP17s for the same patient ID Re-attending between 3 & 9 months - Children	1,054	1,858	56.7%	48.4%	47.7%	58.3%
% of FP17s for the same patient ID Re-attending between 3 & 9 months - Adults	344	919	37.4%	38.1%	38.2%	50.3%
% of FP17s for Band 1 Urgent Courses	260	2,668	9.7%	10.1%	10.6%	9.1%
% of FP17s Relating to Free Repair or Replacements	0	2,668	0.0%	0.6%	0.6%	0.8%
% of FP17s Relating to Continuations	0	2,668	0.0%	0.9%	0.8%	1.0%
% of Patients satisfied with the dentistry they have received	0	0	N/A	90.1%	89.3%	91.5%
% of Patients satisfied with the time they had to wait for an appointment	0	0	N/A	86.9%	84.4%	87.9%

* This is based on patients treated on this contract for their most recent course of treatment. Figures in italics indicate the base number of FP17s or Patient Questionnaire responses are less than 100. N/A is shown where the base number of responses is less than 10 during the period. % is calculated as Quantity/Base number*100

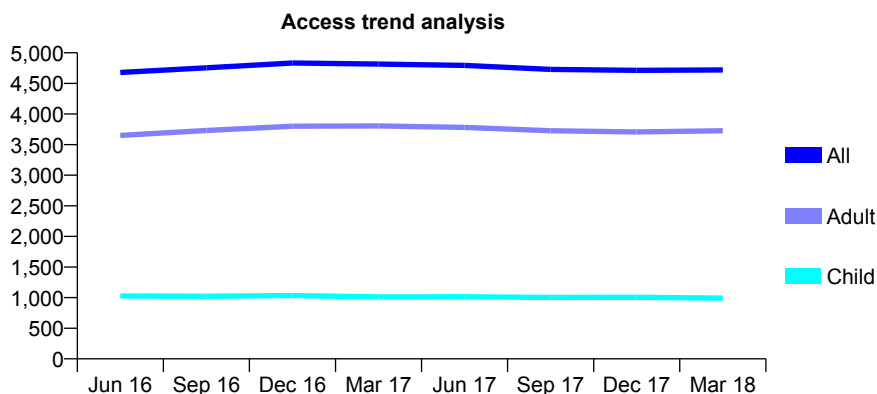
Q63 - Vital Signs At a Glance Contract Report for 674915/0001 - March 2018

Name or company name	MISS P AKHAVAN-TABIB
Contract type name	GDS Contract
Purpose of contract	General
Contract start date	01/04/2006
Contract end date	

17/18 Contracted general activity (UDA)	20,491
Carry forward general activity (UDA)	37
17/18 Contracted orthodontic activity (UOA)	0
Carry forward orthodontic activity (UOA)	0
Baseline contract value	£557,975.69

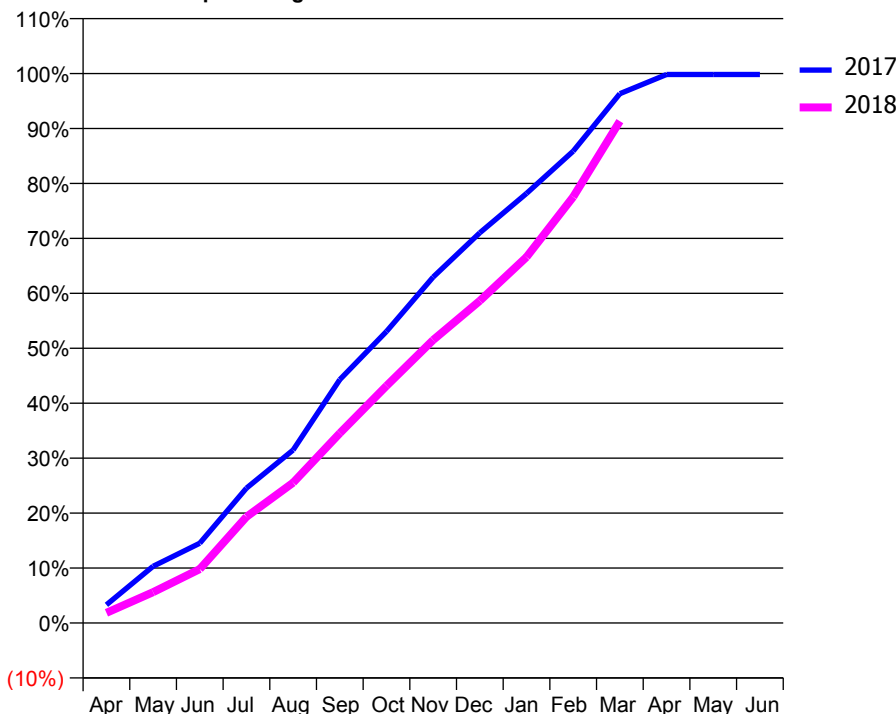
ACCESS*

Patients seen in 24 months	Total	Change since previous quarter
Quarter ending March 2017	4,815	
Quarter ending June 2017	4,795	→
Quarter ending September 2017	4,729	↓
Quarter ending December 2017	4,714	→
Quarter ending March 2018	4,719	→
Variance since March 2017	(2.0%)	↓



ACTIVITY

Cumulative percentage of contracted UDA delivered 2017 & 2018



Month	Adjusted Scheduled Activity (UDA)	
	2017	2018
April	681	382
May	2,116	1,149
June	2,976	2,010
July	5,031	3,963
August	6,453	5,232
September	9,079	7,077
October	10,870	8,845
November	12,903	10,552
December	14,554	12,015
January	16,017	13,647
February	17,595	15,891
March	19,736	18,712
April	20,454	
May	20,454	
June	20,454	

QUALITY

	Quantity	Base Number	Contract	AT	Region	England
% of FP17s for the same patient ID Re-attending within 3 months - Children	100	1,002	10.0%	10.1%	11.5%	11.9%
% of FP17s for the same patient ID Re-attending within 3 months - Adults	612	3,490	17.5%	15.5%	16.8%	16.0%
% of FP17s for the same patient ID Re-attending between 3 & 9 months - Children	303	1,002	30.2%	48.4%	47.7%	58.3%
% of FP17s for the same patient ID Re-attending between 3 & 9 months - Adults	875	3,490	25.1%	38.1%	38.2%	50.3%
% of FP17s for Band 1 Urgent Courses	571	4,192	13.6%	10.1%	10.6%	9.1%
% of FP17s Relating to Free Repair or Replacements	17	4,192	0.4%	0.6%	0.6%	0.8%
% of FP17s Relating to Continuations	121	4,192	2.9%	0.9%	0.8%	1.0%
% of Patients satisfied with the dentistry they have received	3	3	N/A	90.1%	89.3%	91.5%
% of Patients satisfied with the time they had to wait for an appointment	3	3	N/A	86.9%	84.4%	87.9%

* This is based on patients treated on this contract for their most recent course of treatment. Figures in italics indicate the base number of FP17s or Patient Questionnaire responses are less than 100. N/A is shown where the base number of responses is less than 10 during the period. % is calculated as Quantity/Base number*100

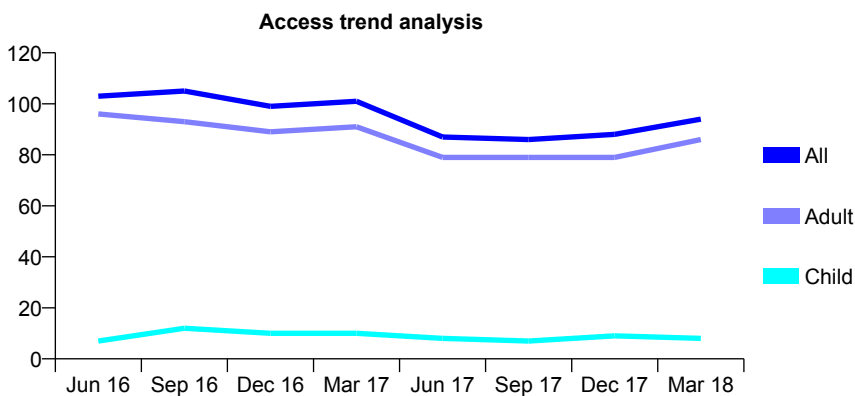
Q63 - Vital Signs At a Glance Contract Report for 674915/0004 - March 2018

Name or company name	MISS P AKHAVAN-TABIB
Contract type name	PDS Contract
Purpose of contract	General
Contract start date	01/08/2010
Contract end date	31/03/2018

17/18 Contracted general activity (UDA)	180
Carry forward general activity (UDA)	0
17/18 Contracted orthodontic activity (UOA)	0
Carry forward orthodontic activity (UOA)	0
Baseline contract value	£9,352.86

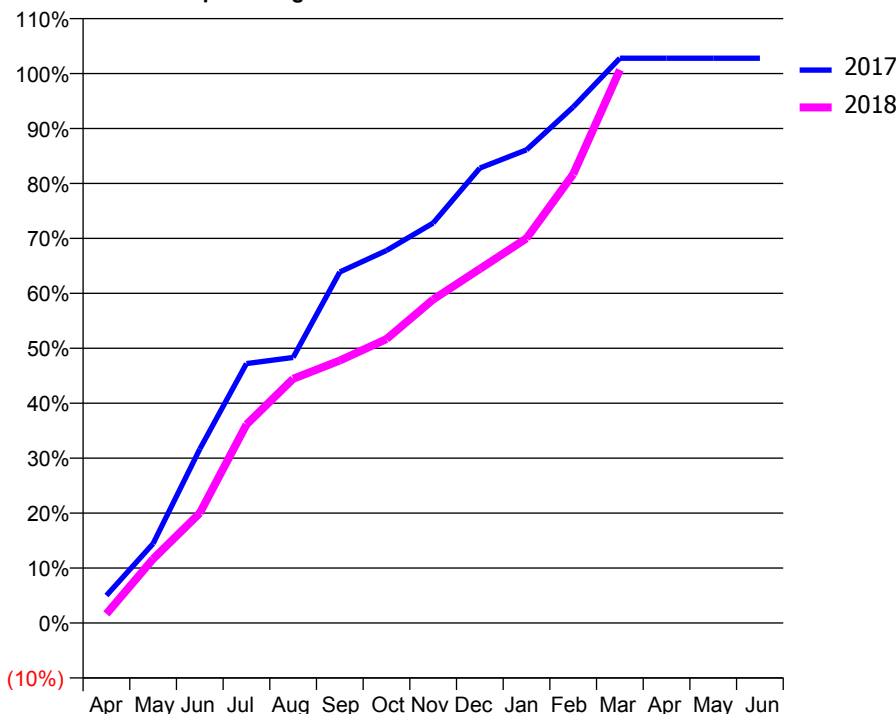
ACCESS*

Patients seen in 24 months	Total	Change since previous quarter
Quarter ending March 2017	101	
Quarter ending June 2017	87	↓
Quarter ending September 2017	86	↓
Quarter ending December 2017	88	↑
Quarter ending March 2018	94	↑
Variance since March 2017	(6.9%)	↓



ACTIVITY

Cumulative percentage of contracted UDA delivered 2017 & 2018



Month	Adjusted Scheduled Activity (UDA)	
	2017	2018
April	9	3
May	26	21
June	57	36
July	85	65
August	87	80
September	115	86
October	122	93
November	131	106
December	149	116
January	155	126
February	169	147
March	185	181
April	185	
May	185	
June	185	

QUALITY

	Quantity	Base Number	Contract	AT	Region	England
% of FP17s for the same patient ID Re-attending within 3 months - Children	0	7	0.0%	10.1%	11.5%	11.9%
% of FP17s for the same patient ID Re-attending within 3 months - Adults	2	83	2.4%	15.5%	16.8%	16.0%
% of FP17s for the same patient ID Re-attending between 3 & 9 months - Children	0	7	0.0%	48.4%	47.7%	58.3%
% of FP17s for the same patient ID Re-attending between 3 & 9 months - Adults	2	83	2.4%	38.1%	38.2%	50.3%
% of FP17s for Band 1 Urgent Courses	1	90	1.1%	10.1%	10.6%	9.1%
% of FP17s Relating to Free Repair or Replacements	0	90	0.0%	0.6%	0.6%	0.8%
% of FP17s Relating to Continuations	0	90	0.0%	0.9%	0.8%	1.0%
% of Patients satisfied with the dentistry they have received	0	0	N/A	90.1%	89.3%	91.5%
% of Patients satisfied with the time they had to wait for an appointment	0	0	N/A	86.9%	84.4%	87.9%

* This is based on patients treated on this contract for their most recent course of treatment. Figures in italics indicate the base number of FP17s or Patient Questionnaire responses are less than 100. N/A is shown where the base number of responses is less than 10 during the period. % is calculated as Quantity/Base number*100

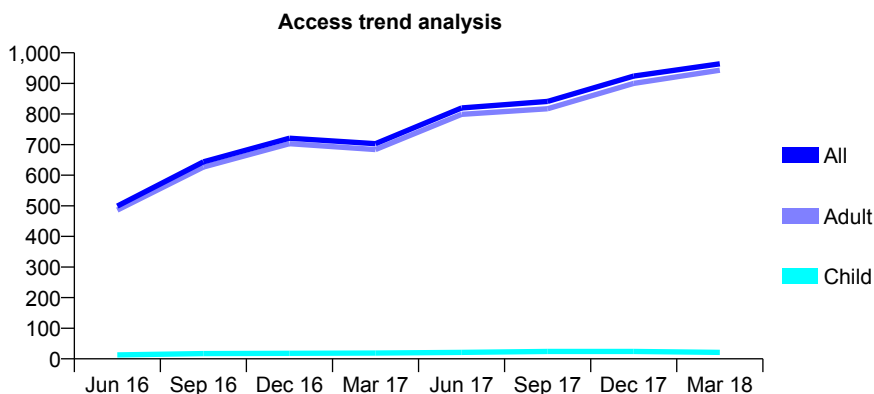
Q63 - Vital Signs At a Glance Contract Report for 674915/0006 - March 2018

Name or company name	MISS P AKHAVAN-TABIB
Contract type name	PDS Contract
Purpose of contract	General
Contract start date	01/09/2010
Contract end date	31/03/2018

17/18 Contracted general activity (UDA)	2,000
Carry forward general activity (UDA)	5
17/18 Contracted orthodontic activity (UOA)	0
Carry forward orthodontic activity (UOA)	0
Baseline contract value	£101,236.64

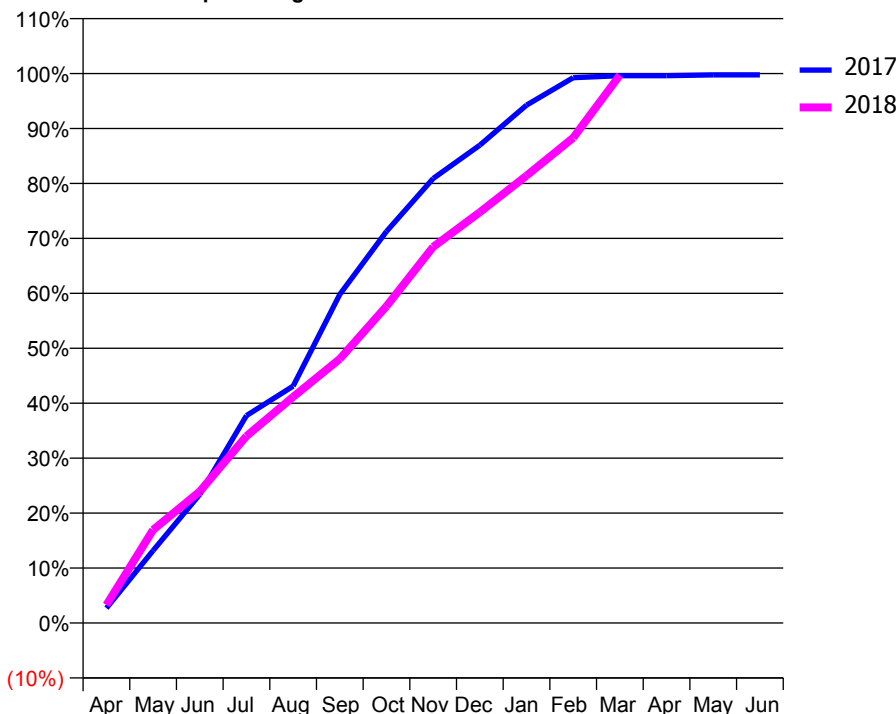
ACCESS*

Patients seen in 24 months	Total	Change since previous quarter
Quarter ending March 2017	703	
Quarter ending June 2017	820	↑
Quarter ending September 2017	841	↑
Quarter ending December 2017	924	↑
Quarter ending March 2018	964	↑
Variance since March 2017	37.1%	↑



ACTIVITY

Cumulative percentage of contracted UDA delivered 2017 & 2018



Month	Adjusted Scheduled Activity (UDA)	
	2017	2018
April	54	66
May	264	339
June	468	479
July	755	680
August	862	823
September	1,196	961
October	1,425	1,153
November	1,618	1,369
December	1,739	1,495
January	1,885	1,628
February	1,985	1,766
March	1,992	1,994
April	1,992	
May	1,995	
June	1,995	

QUALITY

	Quantity	Base Number	Contract	AT	Region	England
% of FP17s for the same patient ID Re-attending within 3 months - Children	0	22	0.0%	10.1%	11.5%	11.9%
% of FP17s for the same patient ID Re-attending within 3 months - Adults	10	827	1.2%	15.5%	16.8%	16.0%
% of FP17s for the same patient ID Re-attending between 3 & 9 months - Children	1	22	4.5%	48.4%	47.7%	58.3%
% of FP17s for the same patient ID Re-attending between 3 & 9 months - Adults	4	827	0.5%	38.1%	38.2%	50.3%
% of FP17s for Band 1 Urgent Courses	0	848	0.0%	10.1%	10.6%	9.1%
% of FP17s Relating to Free Repair or Replacements	0	848	0.0%	0.6%	0.6%	0.8%
% of FP17s Relating to Continuations	0	848	0.0%	0.9%	0.8%	1.0%
% of Patients satisfied with the dentistry they have received	0	0	N/A	90.1%	89.3%	91.5%
% of Patients satisfied with the time they had to wait for an appointment	0	0	N/A	86.9%	84.4%	87.9%

* This is based on patients treated on this contract for their most recent course of treatment. Figures in italics indicate the base number of FP17s or Patient Questionnaire responses are less than 100. N/A is shown where the base number of responses is less than 10 during the period. % is calculated as Quantity/Base number*100

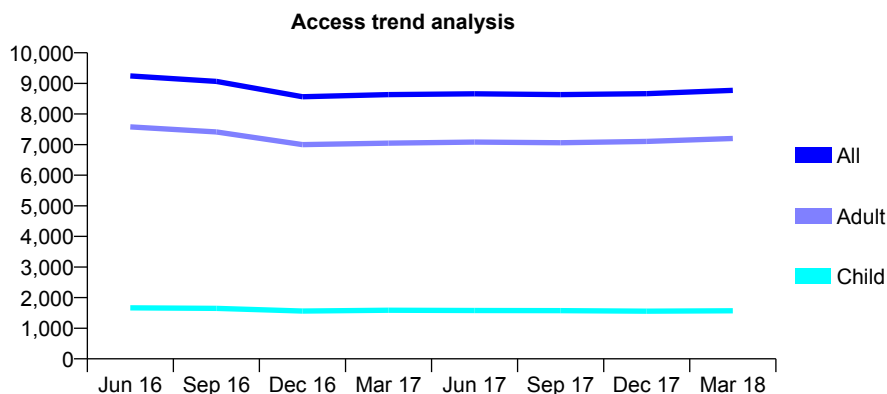
Q63 - Vital Signs At a Glance Contract Report for 675075/0001 - March 2018

Name or company name	MR S SRI RANGANATHAN
Contract type name	GDS Contract
Purpose of contract	General
Contract start date	01/04/2006
Contract end date	

17/18 Contracted general activity (UDA)	30,570
Carry forward general activity (UDA)	0
17/18 Contracted orthodontic activity (UOA)	0
Carry forward orthodontic activity (UOA)	0
Baseline contract value	£861,688.28

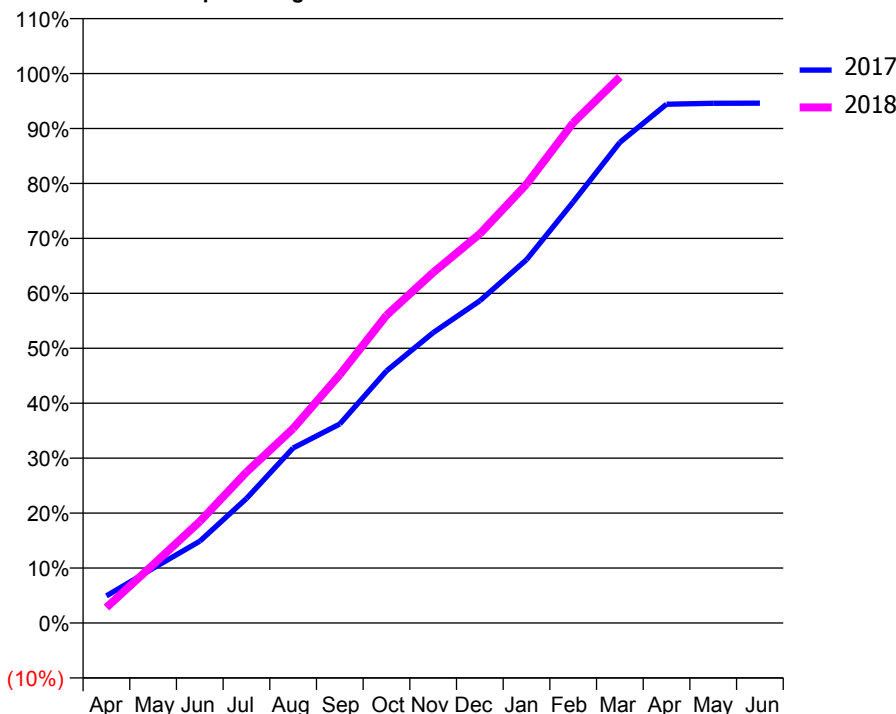
ACCESS*

Patients seen in 24 months	Total	Change since previous quarter
Quarter ending March 2017	8,636	
Quarter ending June 2017	8,660	→
Quarter ending September 2017	8,635	→
Quarter ending December 2017	8,663	→
Quarter ending March 2018	8,772	→
Variance since March 2017	1.6%	→



ACTIVITY

Cumulative percentage of contracted UDA delivered 2017 & 2018



Month	Adjusted Scheduled Activity (UDA)	
	2017	2018
April	1,510	862
May	3,049	3,249
June	4,551	5,653
July	6,923	8,396
August	9,737	10,822
September	11,071	13,818
October	14,025	17,117
November	16,155	19,498
December	17,923	21,651
January	20,213	24,409
February	23,424	27,827
March	26,736	30,378
April	28,858	
May	28,912	
June	28,922	

QUALITY

	Quantity	Base Number	Contract	AT	Region	England
% of FP17s for the same patient ID Re-attending within 3 months - Children	108	1,608	6.7%	10.1%	11.5%	11.9%
% of FP17s for the same patient ID Re-attending within 3 months - Adults	1,106	7,268	15.2%	15.5%	16.8%	16.0%
% of FP17s for the same patient ID Re-attending between 3 & 9 months - Children	531	1,608	33.0%	48.4%	47.7%	58.3%
% of FP17s for the same patient ID Re-attending between 3 & 9 months - Adults	1,728	7,268	23.8%	38.1%	38.2%	50.3%
% of FP17s for Band 1 Urgent Courses	845	8,302	10.2%	10.1%	10.6%	9.1%
% of FP17s Relating to Free Repair or Replacements	59	8,302	0.7%	0.6%	0.6%	0.8%
% of FP17s Relating to Continuations	209	8,302	2.5%	0.9%	0.8%	1.0%
% of Patients satisfied with the dentistry they have received	18	22	81.8%	90.1%	89.3%	91.5%
% of Patients satisfied with the time they had to wait for an appointment	20	22	90.9%	86.9%	84.4%	87.9%

* This is based on patients treated on this contract for their most recent course of treatment. Figures in italics indicate the base number of FP17s or Patient Questionnaire responses are less than 100. N/A is shown where the base number of responses is less than 10 during the period. % is calculated as Quantity/Base number*100

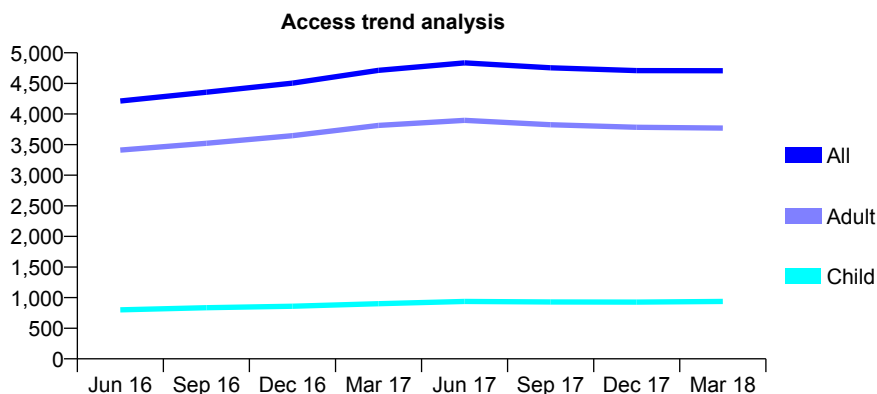
Q63 - Vital Signs At a Glance Contract Report for 675075/0002 - March 2018

Name or company name	MR S SRI RANGANATHAN
Contract type name	GDS Contract
Purpose of contract	General
Contract start date	01/04/2006
Contract end date	

17/18 Contracted general activity (UDA)	11,326
Carry forward general activity (UDA)	-167
17/18 Contracted orthodontic activity (UOA)	0
Carry forward orthodontic activity (UOA)	0
Baseline contract value	£316,532.86

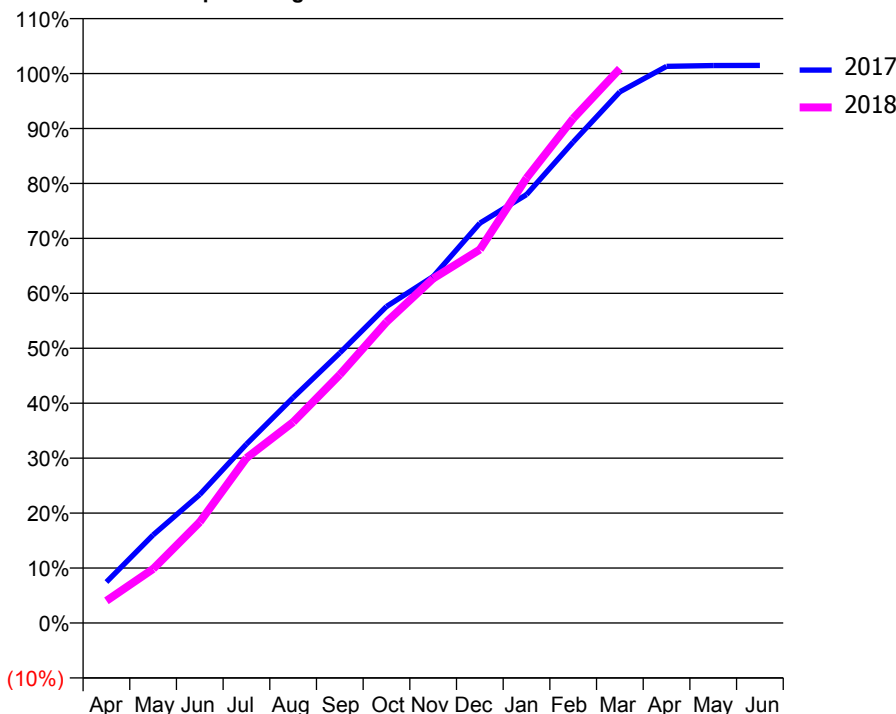
ACCESS*

Patients seen in 24 months	Total	Change since previous quarter
Quarter ending March 2017	4,713	
Quarter ending June 2017	4,835	↑
Quarter ending September 2017	4,754	↓
Quarter ending December 2017	4,709	→
Quarter ending March 2018	4,708	→
Variance since March 2017	(0.1%)	→



ACTIVITY

Cumulative percentage of contracted UDA delivered 2017 & 2018



Month	Adjusted Scheduled Activity (UDA)	
	2017	2018
April	846	457
May	1,815	1,115
June	2,649	2,083
July	3,687	3,402
August	4,648	4,142
September	5,568	5,120
October	6,524	6,206
November	7,143	7,102
December	8,240	7,698
January	8,829	9,171
February	9,916	10,400
March	10,948	11,427
April	11,473	
May	11,490	
June	11,493	

QUALITY

	Quantity	Base Number	Contract	AT	Region	England
% of FP17s for the same patient ID Re-attending within 3 months - Children	81	936	8.7%	10.1%	11.5%	11.9%
% of FP17s for the same patient ID Re-attending within 3 months - Adults	492	3,392	14.5%	15.5%	16.8%	16.0%
% of FP17s for the same patient ID Re-attending between 3 & 9 months - Children	237	936	25.3%	48.4%	47.7%	58.3%
% of FP17s for the same patient ID Re-attending between 3 & 9 months - Adults	710	3,392	20.9%	38.1%	38.2%	50.3%
% of FP17s for Band 1 Urgent Courses	644	4,142	15.5%	10.1%	10.6%	9.1%
% of FP17s Relating to Free Repair or Replacements	9	4,142	0.2%	0.6%	0.6%	0.8%
% of FP17s Relating to Continuations	50	4,142	1.2%	0.9%	0.8%	1.0%
% of Patients satisfied with the dentistry they have received	7	9	N/A	90.1%	89.3%	91.5%
% of Patients satisfied with the time they had to wait for an appointment	6	9	N/A	86.9%	84.4%	87.9%

* This is based on patients treated on this contract for their most recent course of treatment. Figures in italics indicate the base number of FP17s or Patient Questionnaire responses are less than 100. N/A is shown where the base number of responses is less than 10 during the period. % is calculated as Quantity/Base number*100

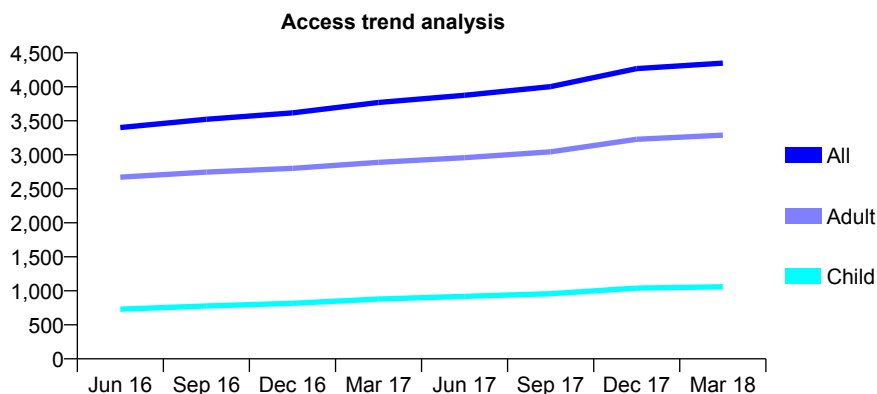
Q63 - Vital Signs At a Glance Contract Report for 676632/0001 - March 2018

Name or company name	MR J HAGHBEDEH
Contract type name	GDS Contract
Purpose of contract	General
Contract start date	01/12/2009
Contract end date	

17/18 Contracted general activity (UDA)	12,477
Carry forward general activity (UDA)	554
17/18 Contracted orthodontic activity (UOA)	0
Carry forward orthodontic activity (UOA)	0
Baseline contract value	£297,380.95

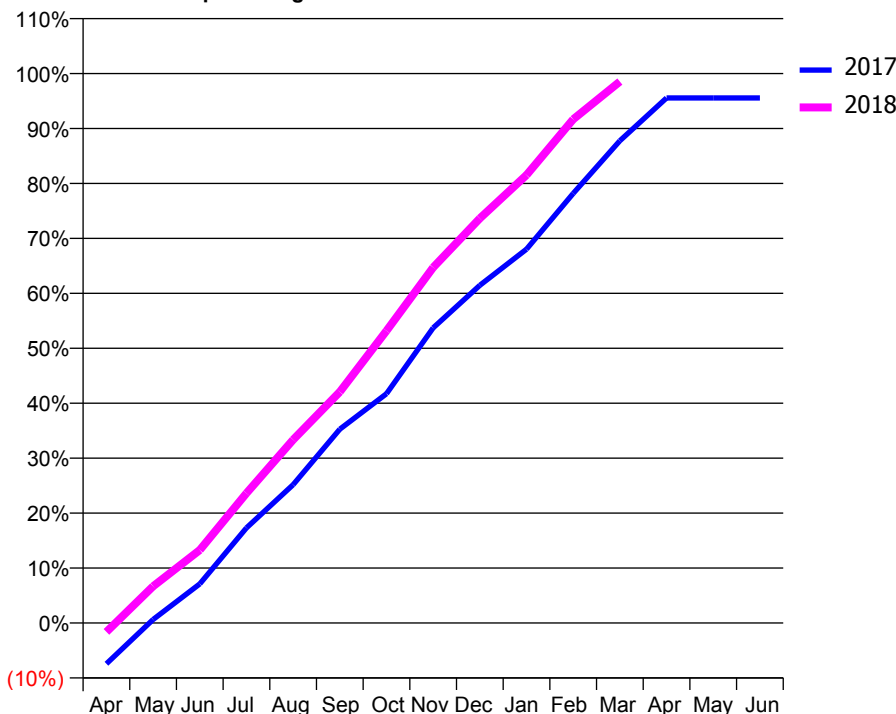
ACCESS*

Patients seen in 24 months	Total	Change since previous quarter
Quarter ending March 2017	3,769	
Quarter ending June 2017	3,876	↑
Quarter ending September 2017	4,002	↑
Quarter ending December 2017	4,268	↑
Quarter ending March 2018	4,349	→
Variance since March 2017	15.4%	↑



ACTIVITY

Cumulative percentage of contracted UDA delivered 2017 & 2018



Month	Adjusted Scheduled Activity (UDA)	
	2017	2018
April	-927	-204
May	81	834
June	888	1,659
July	2,159	2,948
August	3,143	4,163
September	4,402	5,250
October	5,206	6,636
November	6,703	8,074
December	7,668	9,187
January	8,487	10,170
February	9,754	11,437
March	10,951	12,295
April	11,922	
May	11,923	
June	11,923	

QUALITY

	Quantity	Base Number	Contract	AT	Region	England
% of FP17s for the same patient ID Re-attending within 3 months - Children	124	1,557	8.0%	10.1%	11.5%	11.9%
% of FP17s for the same patient ID Re-attending within 3 months - Adults	847	4,631	18.3%	15.5%	16.8%	16.0%
% of FP17s for the same patient ID Re-attending between 3 & 9 months - Children	873	1,557	56.1%	48.4%	47.7%	58.3%
% of FP17s for the same patient ID Re-attending between 3 & 9 months - Adults	2,213	4,631	47.8%	38.1%	38.2%	50.3%
% of FP17s for Band 1 Urgent Courses	706	5,888	12.0%	10.1%	10.6%	9.1%
% of FP17s Relating to Free Repair or Replacements	55	5,888	0.9%	0.6%	0.6%	0.8%
% of FP17s Relating to Continuations	116	5,888	2.0%	0.9%	0.8%	1.0%
% of Patients satisfied with the dentistry they have received	5	5	N/A	90.1%	89.3%	91.5%
% of Patients satisfied with the time they had to wait for an appointment	5	5	N/A	86.9%	84.4%	87.9%

* This is based on patients treated on this contract for their most recent course of treatment. Figures in italics indicate the base number of FP17s or Patient Questionnaire responses are less than 100. N/A is shown where the base number of responses is less than 10 during the period. % is calculated as Quantity/Base number*100

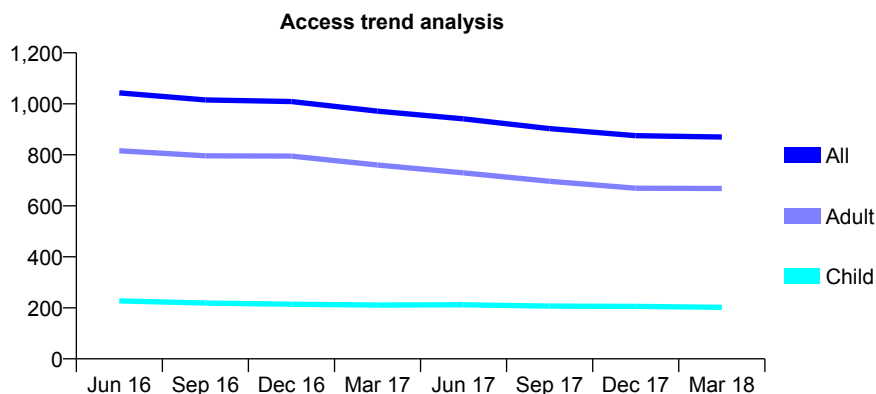
Q63 - Vital Signs At a Glance Contract Report for 677051/0001 - March 2018

Name or company name	MR R FARZAD
Contract type name	GDS Contract
Purpose of contract	General
Contract start date	01/04/2006
Contract end date	

17/18 Contracted general activity (UDA)	5,121
Carry forward general activity (UDA)	-8
17/18 Contracted orthodontic activity (UOA)	0
Carry forward orthodontic activity (UOA)	0
Baseline contract value	£210,863.47

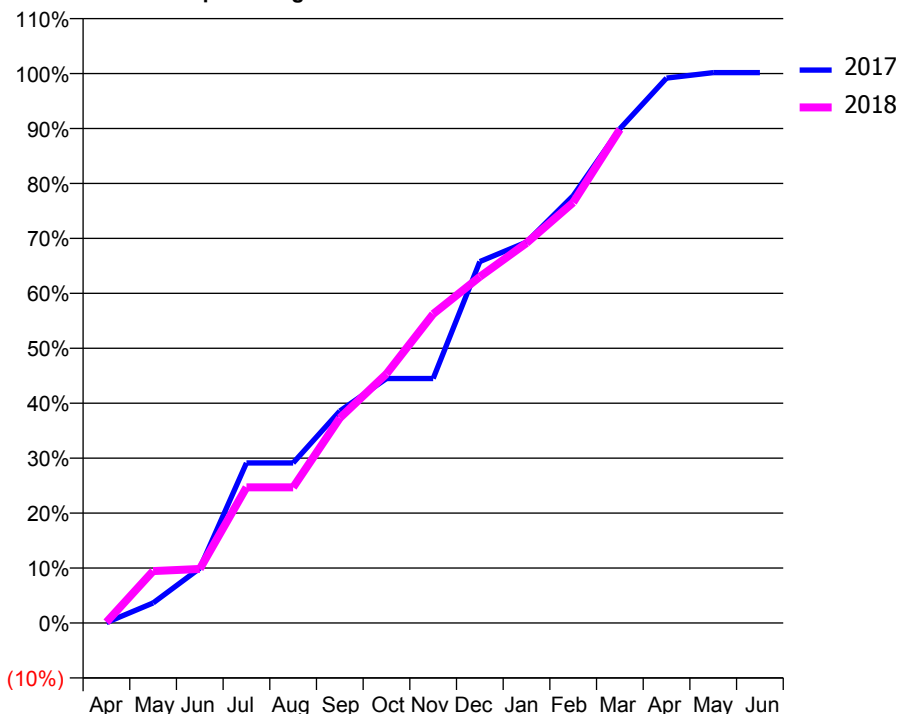
ACCESS*

Patients seen in 24 months	Total	Change since previous quarter
Quarter ending March 2017	971	
Quarter ending June 2017	941	↓
Quarter ending September 2017	903	↓
Quarter ending December 2017	875	↓
Quarter ending March 2018	870	→
Variance since March 2017	(10.4%)	↓



ACTIVITY

Cumulative percentage of contracted UDA delivered 2017 & 2018



Month	Adjusted Scheduled Activity (UDA)	
	2017	2018
April	4	8
May	187	484
June	510	504
July	1,492	1,264
August	1,492	1,264
September	1,975	1,911
October	2,279	2,322
November	2,279	2,880
December	3,368	3,226
January	3,550	3,541
February	3,982	3,919
March	4,606	4,600
April	5,079	
May	5,129	
June	5,129	

QUALITY

	Quantity	Base Number	Contract	AT	Region	England
% of FP17s for the same patient ID Re-attending within 3 months - Children	47	309	15.2%	10.1%	11.5%	11.9%
% of FP17s for the same patient ID Re-attending within 3 months - Adults	134	686	19.5%	15.5%	16.8%	16.0%
% of FP17s for the same patient ID Re-attending between 3 & 9 months - Children	128	309	41.4%	48.4%	47.7%	58.3%
% of FP17s for the same patient ID Re-attending between 3 & 9 months - Adults	225	686	32.8%	38.1%	38.2%	50.3%
% of FP17s for Band 1 Urgent Courses	85	909	9.4%	10.1%	10.6%	9.1%
% of FP17s Relating to Free Repair or Replacements	2	909	0.2%	0.6%	0.6%	0.8%
% of FP17s Relating to Continuations	5	909	0.6%	0.9%	0.8%	1.0%
% of Patients satisfied with the dentistry they have received	0	0	N/A	90.1%	89.3%	91.5%
% of Patients satisfied with the time they had to wait for an appointment	0	0	N/A	86.9%	84.4%	87.9%

* This is based on patients treated on this contract for their most recent course of treatment. Figures in italics indicate the base number of FP17s or Patient Questionnaire responses are less than 100. N/A is shown where the base number of responses is less than 10 during the period. % is calculated as Quantity/Base number*100

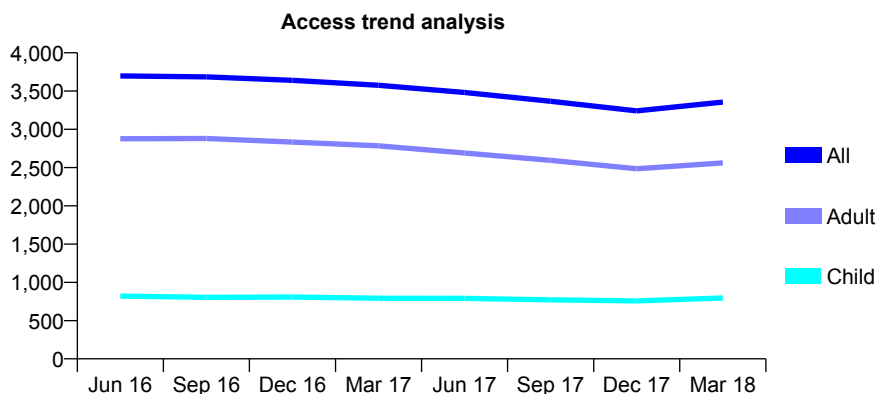
Q63 - Vital Signs At a Glance Contract Report for 677191/0001 - March 2018

Name or company name	Styliani Styliou and Raman Sandhu
Contract type name	GDS Contract
Purpose of contract	General
Contract start date	01/01/2012
Contract end date	

17/18 Contracted general activity (UDA)	11,285
Carry forward general activity (UDA)	-30
17/18 Contracted orthodontic activity (UOA)	0
Carry forward orthodontic activity (UOA)	0
Baseline contract value	£258,043.34

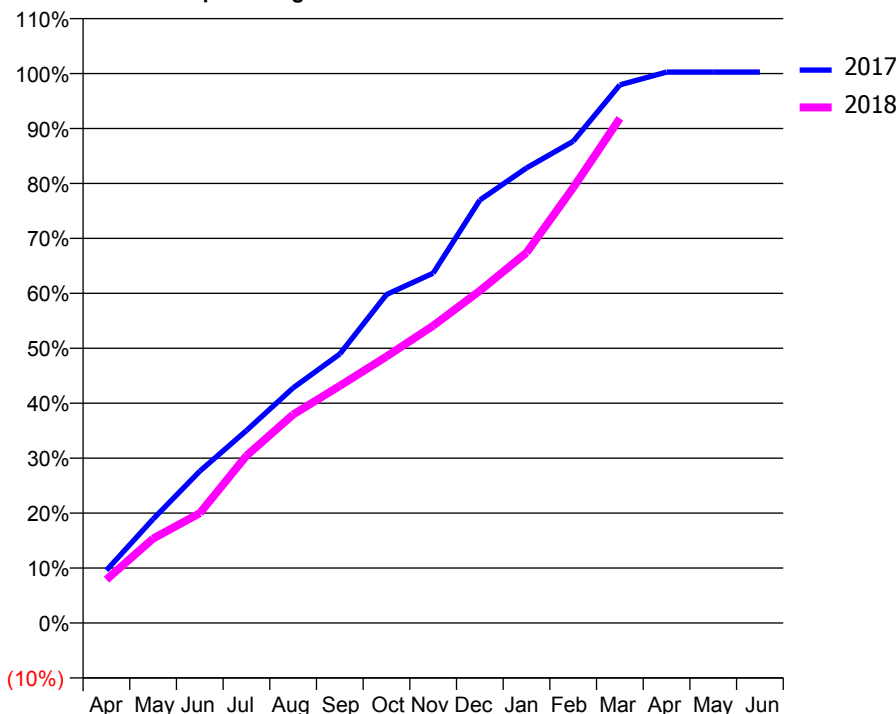
ACCESS*

Patients seen in 24 months	Total	Change since previous quarter
Quarter ending March 2017	3,576	
Quarter ending June 2017	3,482	↓
Quarter ending September 2017	3,367	↓
Quarter ending December 2017	3,241	↓
Quarter ending March 2018	3,356	↑
Variance since March 2017	(6.2%)	↓



ACTIVITY

Cumulative percentage of contracted UDA delivered 2017 & 2018



Month	Adjusted Scheduled Activity (UDA)	
	2017	2018
April	1,082	892
May	2,134	1,735
June	3,118	2,256
July	3,953	3,437
August	4,829	4,283
September	5,526	4,871
October	6,746	5,472
November	7,185	6,105
December	8,684	6,824
January	9,346	7,607
February	9,893	8,941
March	11,051	10,363
April	11,315	
May	11,315	
June	11,315	

QUALITY

	Quantity	Base Number	Contract	AT	Region	England
% of FP17s for the same patient ID Re-attending within 3 months - Children	94	1,107	8.5%	10.1%	11.5%	11.9%
% of FP17s for the same patient ID Re-attending within 3 months - Adults	811	3,490	23.2%	15.5%	16.8%	16.0%
% of FP17s for the same patient ID Re-attending between 3 & 9 months - Children	510	1,107	46.1%	48.4%	47.7%	58.3%
% of FP17s for the same patient ID Re-attending between 3 & 9 months - Adults	1,412	3,490	40.5%	38.1%	38.2%	50.3%
% of FP17s for Band 1 Urgent Courses	694	4,479	15.5%	10.1%	10.6%	9.1%
% of FP17s Relating to Free Repair or Replacements	19	4,479	0.4%	0.6%	0.6%	0.8%
% of FP17s Relating to Continuations	39	4,479	0.9%	0.9%	0.8%	1.0%
% of Patients satisfied with the dentistry they have received	4	4	N/A	90.1%	89.3%	91.5%
% of Patients satisfied with the time they had to wait for an appointment	3	4	N/A	86.9%	84.4%	87.9%

* This is based on patients treated on this contract for their most recent course of treatment. Figures in italics indicate the base number of FP17s or Patient Questionnaire responses are less than 100. N/A is shown where the base number of responses is less than 10 during the period. % is calculated as Quantity/Base number*100

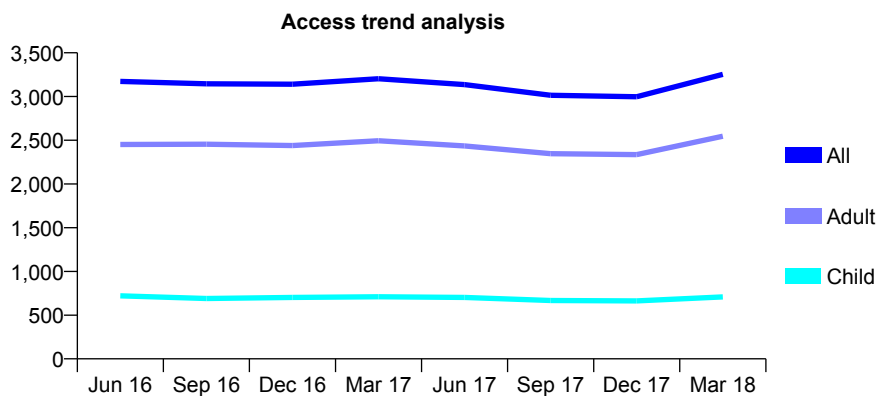
Q63 - Vital Signs At a Glance Contract Report for 677213/0001 - March 2018

Name or company name	MRS F FEKRAZAD
Contract type name	GDS Contract
Purpose of contract	General
Contract start date	01/04/2006
Contract end date	

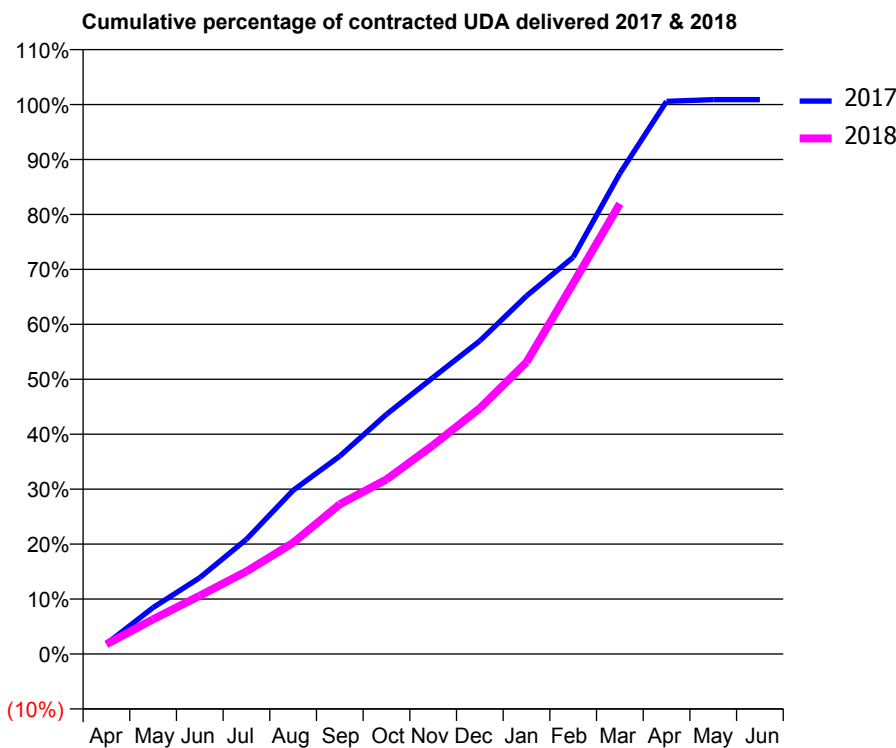
17/18 Contracted general activity (UDA)	12,767
Carry forward general activity (UDA)	-115
17/18 Contracted orthodontic activity (UOA)	0
Carry forward orthodontic activity (UOA)	0
Baseline contract value	£358,480.45

ACCESS*

Patients seen in 24 months	Total	Change since previous quarter
Quarter ending March 2017	3,204	
Quarter ending June 2017	3,136	↓
Quarter ending September 2017	3,014	↓
Quarter ending December 2017	2,997	→
Quarter ending March 2018	3,254	↑
Variance since March 2017	1.6%	→



ACTIVITY



Month	Adjusted Scheduled Activity (UDA)	
	2017	2018
April	237	229
May	1,079	808
June	1,774	1,355
July	2,667	1,918
August	3,802	2,584
September	4,599	3,480
October	5,569	4,057
November	6,426	4,853
December	7,276	5,711
January	8,321	6,781
February	9,220	8,613
March	11,168	10,462
April	12,840	
May	12,882	
June	12,882	

QUALITY

	Quantity	Base Number	Contract	AT	Region	England
% of FP17s for the same patient ID Re-attending within 3 months - Children	25	698	3.6%	10.1%	11.5%	11.9%
% of FP17s for the same patient ID Re-attending within 3 months - Adults	162	2,572	6.3%	15.5%	16.8%	16.0%
% of FP17s for the same patient ID Re-attending between 3 & 9 months - Children	208	698	29.8%	48.4%	47.7%	58.3%
% of FP17s for the same patient ID Re-attending between 3 & 9 months - Adults	1,049	2,572	40.8%	38.1%	38.2%	50.3%
% of FP17s for Band 1 Urgent Courses	124	2,976	4.2%	10.1%	10.6%	9.1%
% of FP17s Relating to Free Repair or Replacements	0	2,976	0.0%	0.6%	0.6%	0.8%
% of FP17s Relating to Continuations	2	2,976	0.1%	0.9%	0.8%	1.0%
% of Patients satisfied with the dentistry they have received	2	2	N/A	90.1%	89.3%	91.5%
% of Patients satisfied with the time they had to wait for an appointment	2	2	N/A	86.9%	84.4%	87.9%

* This is based on patients treated on this contract for their most recent course of treatment. Figures in italics indicate the base number of FP17s or Patient Questionnaire responses are less than 100. N/A is shown where the base number of responses is less than 10 during the period. % is calculated as Quantity/Base number*100

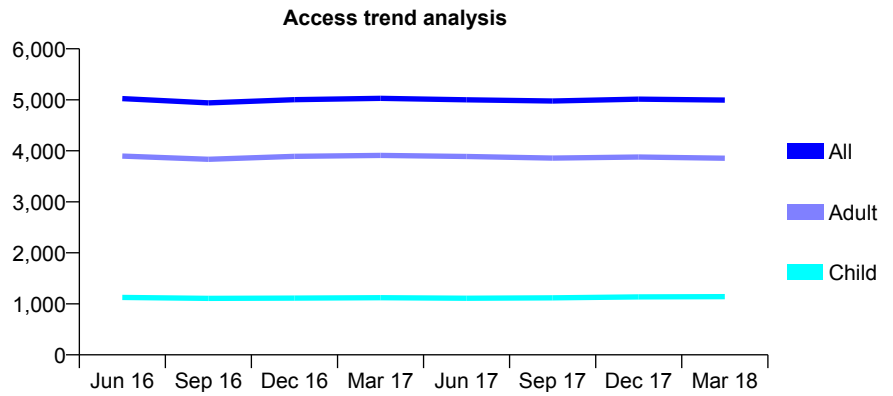
Q63 - Vital Signs At a Glance Contract Report for 679003/0001 - March 2018

Name or company name	MRS M JAHANGIRI
Contract type name	GDS Contract
Purpose of contract	General
Contract start date	01/04/2006
Contract end date	

17/18 Contracted general activity (UDA)	18,534
Carry forward general activity (UDA)	0
17/18 Contracted orthodontic activity (UOA)	0
Carry forward orthodontic activity (UOA)	0
Baseline contract value	£610,495.59

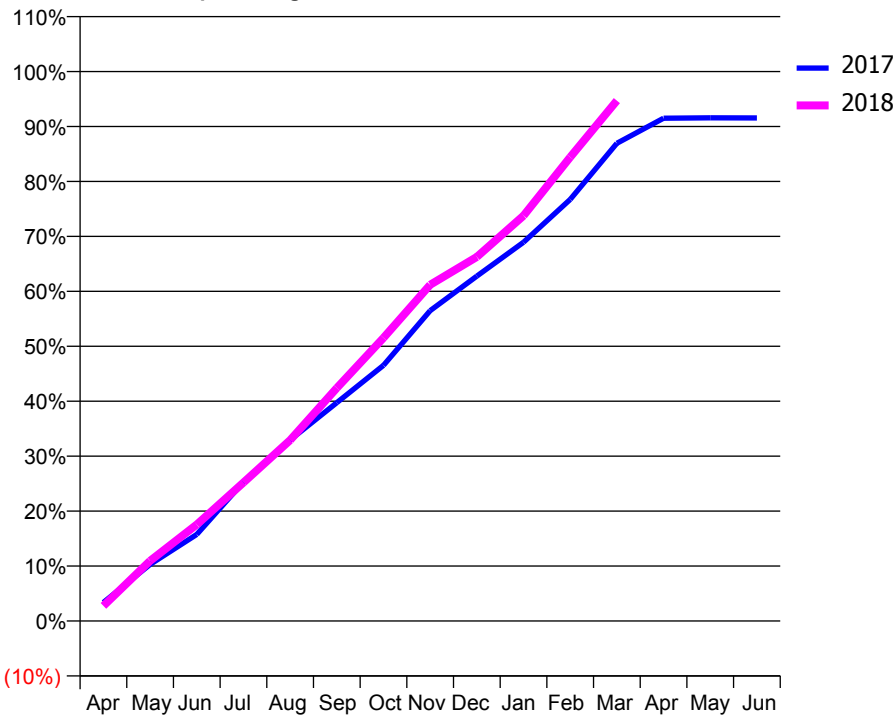
ACCESS*

Patients seen in 24 months	Total	Change since previous quarter
Quarter ending March 2017	5,028	
Quarter ending June 2017	5,001	→
Quarter ending September 2017	4,976	→
Quarter ending December 2017	5,013	→
Quarter ending March 2018	4,996	→
Variance since March 2017	(0.6%)	→



ACTIVITY

Cumulative percentage of contracted UDA delivered 2017 & 2018



Month	Adjusted Scheduled Activity (UDA)	
	2017	2018
April	626	512
May	1,911	2,029
June	2,923	3,253
July	4,688	4,672
August	6,106	6,102
September	7,364	7,862
October	8,625	9,552
November	10,467	11,340
December	11,635	12,279
January	12,776	13,670
February	14,221	15,647
March	16,112	17,550
April	16,958	
May	16,970	
June	16,969	

QUALITY

	Quantity	Base Number	Contract	AT	Region	England
% of FP17s for the same patient ID Re-attending within 3 months - Children	117	1,625	7.2%	10.1%	11.5%	11.9%
% of FP17s for the same patient ID Re-attending within 3 months - Adults	875	5,308	16.5%	15.5%	16.8%	16.0%
% of FP17s for the same patient ID Re-attending between 3 & 9 months - Children	959	1,625	59.0%	48.4%	47.7%	58.3%
% of FP17s for the same patient ID Re-attending between 3 & 9 months - Adults	2,549	5,308	48.0%	38.1%	38.2%	50.3%
% of FP17s for Band 1 Urgent Courses	652	6,615	9.9%	10.1%	10.6%	9.1%
% of FP17s Relating to Free Repair or Replacements	42	6,615	0.6%	0.6%	0.6%	0.8%
% of FP17s Relating to Continuations	138	6,615	2.1%	0.9%	0.8%	1.0%
% of Patients satisfied with the dentistry they have received	5	5	N/A	90.1%	89.3%	91.5%
% of Patients satisfied with the time they had to wait for an appointment	5	5	N/A	86.9%	84.4%	87.9%

* This is based on patients treated on this contract for their most recent course of treatment. Figures in italics indicate the base number of FP17s or Patient Questionnaire responses are less than 100. N/A is shown where the base number of responses is less than 10 during the period. % is calculated as Quantity/Base number*100

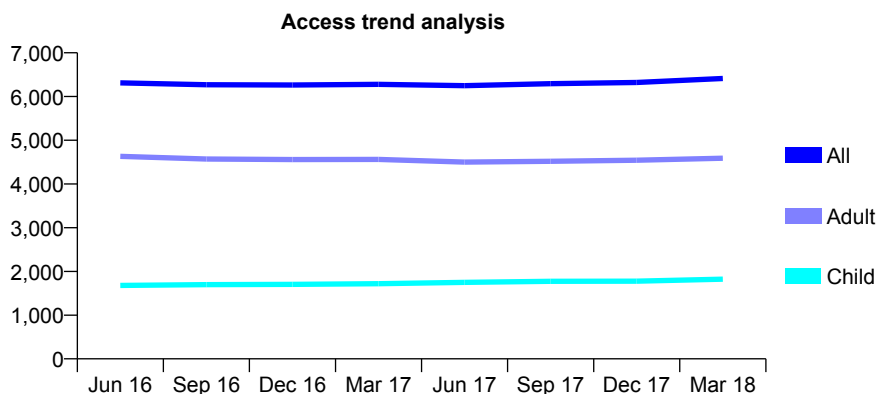
Q63 - Vital Signs At a Glance Contract Report for 682144/0001 - March 2018

Name or company name	MR AA DADASHIAN
Contract type name	GDS Contract
Purpose of contract	General
Contract start date	01/04/2006
Contract end date	

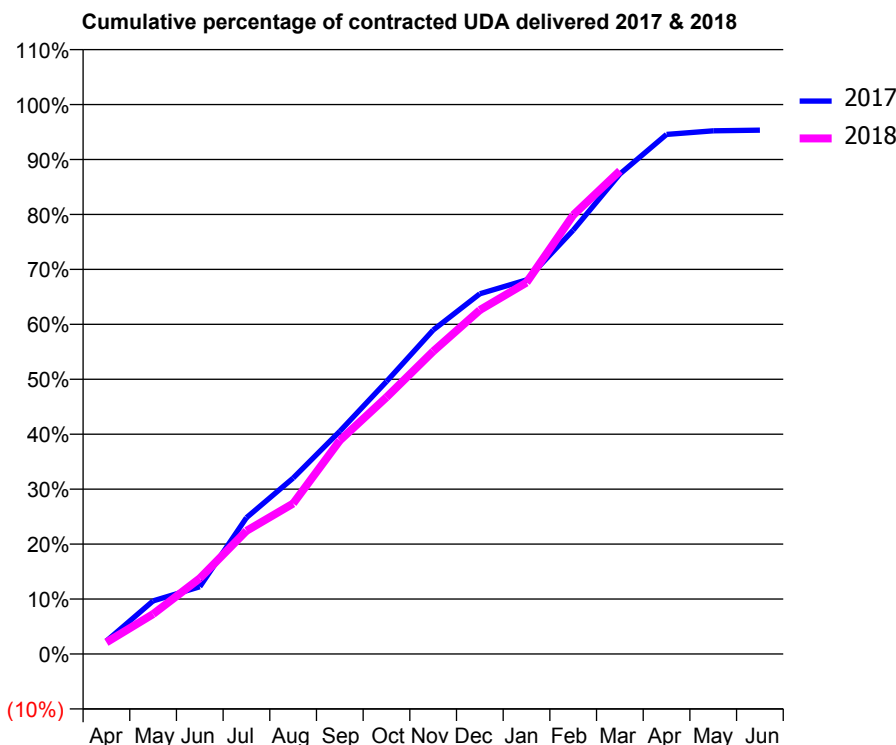
17/18 Contracted general activity (UDA)	24,000
Carry forward general activity (UDA)	0
17/18 Contracted orthodontic activity (UOA)	0
Carry forward orthodontic activity (UOA)	0
Baseline contract value	£664,251.32

ACCESS*

Patients seen in 24 months	Total	Change since previous quarter
Quarter ending March 2017	6,280	
Quarter ending June 2017	6,249	→
Quarter ending September 2017	6,293	→
Quarter ending December 2017	6,320	→
Quarter ending March 2018	6,413	→
Variance since March 2017	2.1%	↑



ACTIVITY



Month	Adjusted Scheduled Activity (UDA)	
	2017	2018
April	566	508
May	2,322	1,742
June	2,940	3,307
July	5,954	5,378
August	7,687	6,570
September	9,730	9,325
October	11,900	11,214
November	14,147	13,219
December	15,736	15,025
January	16,340	16,222
February	18,515	19,171
March	20,961	21,104
April	22,692	
May	22,849	
June	22,880	

QUALITY

	Quantity	Base Number	Contract	AT	Region	England
% of FP17s for the same patient ID Re-attending within 3 months - Children	128	2,142	6.0%	10.1%	11.5%	11.9%
% of FP17s for the same patient ID Re-attending within 3 months - Adults	500	4,578	10.9%	15.5%	16.8%	16.0%
% of FP17s for the same patient ID Re-attending between 3 & 9 months - Children	769	2,142	35.9%	48.4%	47.7%	58.3%
% of FP17s for the same patient ID Re-attending between 3 & 9 months - Adults	1,263	4,578	27.6%	38.1%	38.2%	50.3%
% of FP17s for Band 1 Urgent Courses	599	6,314	9.5%	10.1%	10.6%	9.1%
% of FP17s Relating to Free Repair or Replacements	13	6,314	0.2%	0.6%	0.6%	0.8%
% of FP17s Relating to Continuations	31	6,314	0.5%	0.9%	0.8%	1.0%
% of Patients satisfied with the dentistry they have received	6	8	N/A	90.1%	89.3%	91.5%
% of Patients satisfied with the time they had to wait for an appointment	6	8	N/A	86.9%	84.4%	87.9%

* This is based on patients treated on this contract for their most recent course of treatment. Figures in italics indicate the base number of FP17s or Patient Questionnaire responses are less than 100. N/A is shown where the base number of responses is less than 10 during the period. % is calculated as Quantity/Base number*100

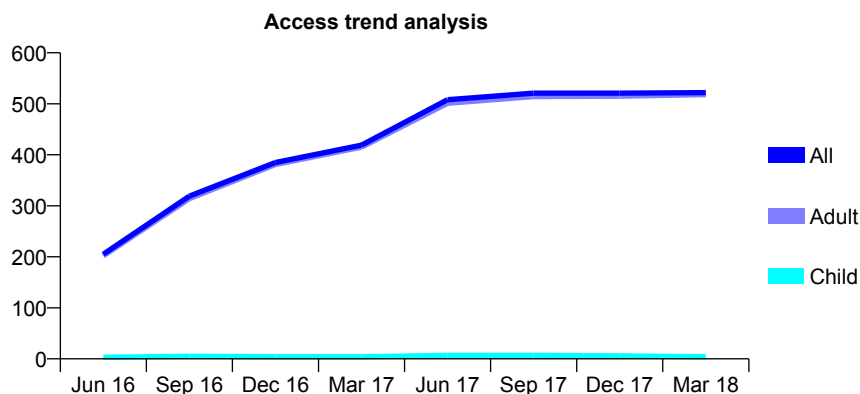
Q63 - Vital Signs At a Glance Contract Report for 682144/0002 - March 2018

Name or company name	MR AA DADASHIAN
Contract type name	PDS Contract
Purpose of contract	General
Contract start date	01/04/2011
Contract end date	31/03/2018

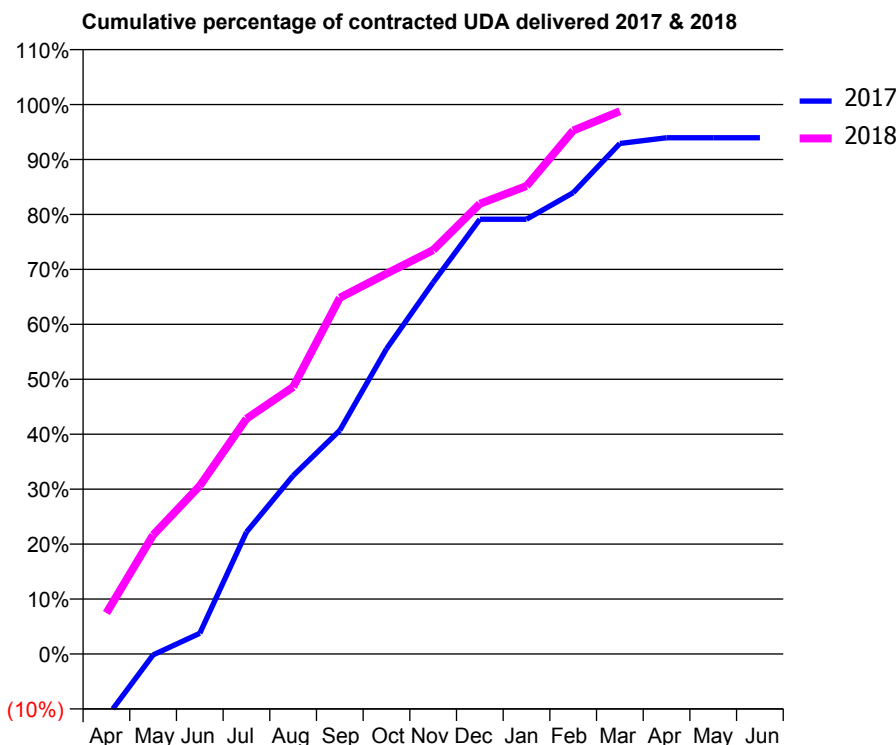
17/18 Contracted general activity (UDA)	1,140
Carry forward general activity (UDA)	0
17/18 Contracted orthodontic activity (UOA)	0
Carry forward orthodontic activity (UOA)	0
Baseline contract value	£55,849.81

ACCESS*

Patients seen in 24 months	Total	Change since previous quarter
Quarter ending March 2017	419	
Quarter ending June 2017	508	↑
Quarter ending September 2017	521	↑
Quarter ending December 2017	521	→
Quarter ending March 2018	522	→
Variance since March 2017	24.6%	↑



ACTIVITY



Month	Adjusted Scheduled Activity (UDA)	
	2017	2018
April	-132	85
May	-2	247
June	43	349
July	253	488
August	370	554
September	464	739
October	633	789
November	771	838
December	902	934
January	902	971
February	957	1,086
March	1,059	1,126
April	1,071	
May	1,071	
June	1,071	

QUALITY

	Quantity	Base Number	Contract	AT	Region	England
% of FP17s for the same patient ID Re-attending within 3 months - Children	0	3	0.0%	10.1%	11.5%	11.9%
% of FP17s for the same patient ID Re-attending within 3 months - Adults	1	395	0.3%	15.5%	16.8%	16.0%
% of FP17s for the same patient ID Re-attending between 3 & 9 months - Children	0	3	0.0%	48.4%	47.7%	58.3%
% of FP17s for the same patient ID Re-attending between 3 & 9 months - Adults	0	395	0.0%	38.1%	38.2%	50.3%
% of FP17s for Band 1 Urgent Courses	0	394	0.0%	10.1%	10.6%	9.1%
% of FP17s Relating to Free Repair or Replacements	0	394	0.0%	0.6%	0.6%	0.8%
% of FP17s Relating to Continuations	0	394	0.0%	0.9%	0.8%	1.0%
% of Patients satisfied with the dentistry they have received	0	0	N/A	90.1%	89.3%	91.5%
% of Patients satisfied with the time they had to wait for an appointment	0	0	N/A	86.9%	84.4%	87.9%

* This is based on patients treated on this contract for their most recent course of treatment. Figures in italics indicate the base number of FP17s or Patient Questionnaire responses are less than 100. N/A is shown where the base number of responses is less than 10 during the period. % is calculated as Quantity/Base number*100

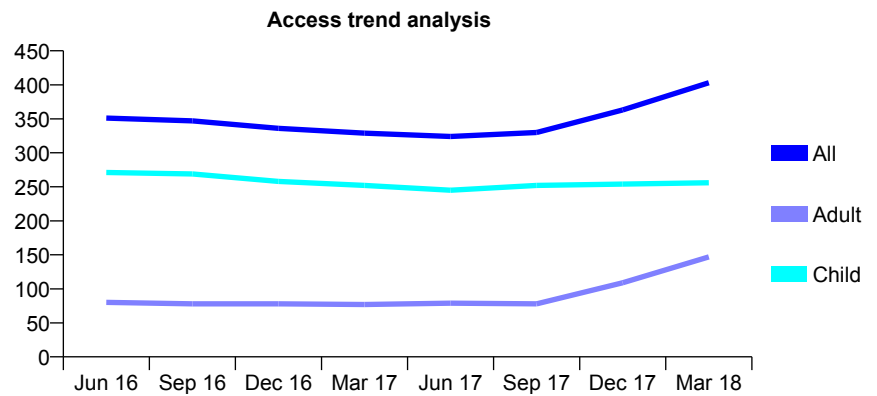
Q63 - Vital Signs At a Glance Contract Report for 684864/0001 - March 2018

Name or company name	MR P BOAMAH
Contract type name	GDS Contract
Purpose of contract	General
Contract start date	01/05/2009
Contract end date	

17/18 Contracted general activity (UDA)	799
Carry forward general activity (UDA)	0
17/18 Contracted orthodontic activity (UOA)	0
Carry forward orthodontic activity (UOA)	0
Baseline contract value	£17,004.41

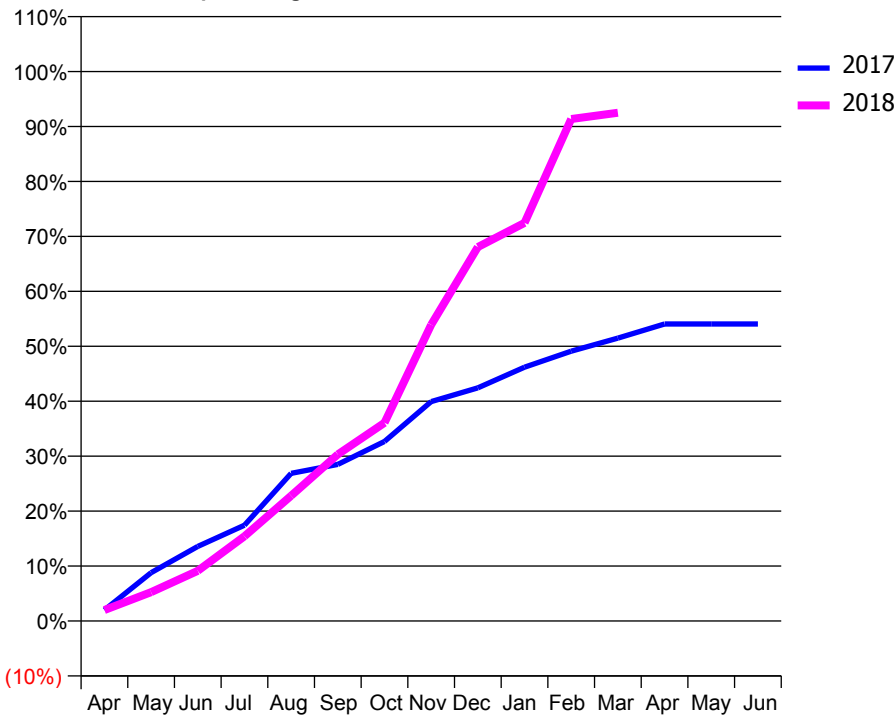
ACCESS*

Patients seen in 24 months	Total	Change since previous quarter
Quarter ending March 2017	329	
Quarter ending June 2017	324	↓
Quarter ending September 2017	330	→
Quarter ending December 2017	363	↑
Quarter ending March 2018	403	↑
Variance since March 2017	22.5%	↑



ACTIVITY

Cumulative percentage of contracted UDA delivered 2017 & 2018



Month	Adjusted Scheduled Activity (UDA)	
	2017	2018
April	16	16
May	70	42
June	108	73
July	139	123
August	215	182
September	228	242
October	261	288
November	319	431
December	339	544
January	369	579
February	392	730
March	411	739
April	432	
May	432	
June	432	

QUALITY

	Quantity	Base Number	Contract	AT	Region	England
% of FP17s for the same patient ID Re-attending within 3 months - Children	9	257	3.5%	10.1%	11.5%	11.9%
% of FP17s for the same patient ID Re-attending within 3 months - Adults	2	119	1.7%	15.5%	16.8%	16.0%
% of FP17s for the same patient ID Re-attending between 3 & 9 months - Children	68	257	26.5%	48.4%	47.7%	58.3%
% of FP17s for the same patient ID Re-attending between 3 & 9 months - Adults	6	119	5.0%	38.1%	38.2%	50.3%
% of FP17s for Band 1 Urgent Courses	5	362	1.4%	10.1%	10.6%	9.1%
% of FP17s Relating to Free Repair or Replacements	0	362	0.0%	0.6%	0.6%	0.8%
% of FP17s Relating to Continuations	1	362	0.3%	0.9%	0.8%	1.0%
% of Patients satisfied with the dentistry they have received	0	0	N/A	90.1%	89.3%	91.5%
% of Patients satisfied with the time they had to wait for an appointment	0	0	N/A	86.9%	84.4%	87.9%

* This is based on patients treated on this contract for their most recent course of treatment. Figures in italics indicate the base number of FP17s or Patient Questionnaire responses are less than 100. N/A is shown where the base number of responses is less than 10 during the period. % is calculated as Quantity/Base number*100

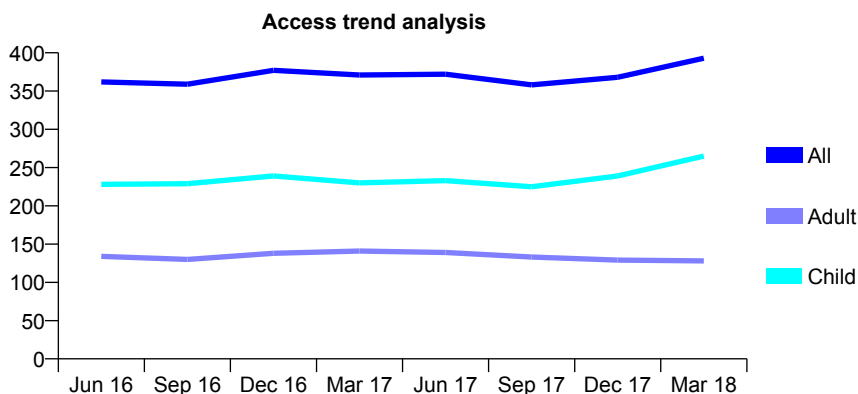
Q63 - Vital Signs At a Glance Contract Report for 687219/0001 - March 2018

Name or company name	MR AA ZAIDI
Contract type name	GDS Contract
Purpose of contract	General
Contract start date	01/09/2007
Contract end date	

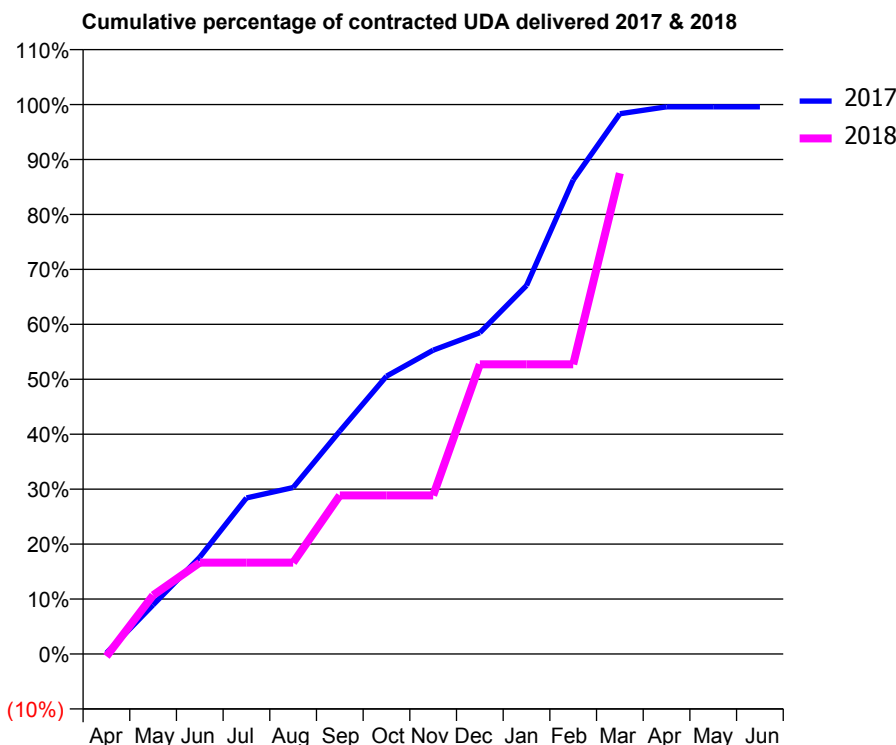
17/18 Contracted general activity (UDA)	1,104
Carry forward general activity (UDA)	5
17/18 Contracted orthodontic activity (UOA)	0
Carry forward orthodontic activity (UOA)	0
Baseline contract value	£26,321.69

ACCESS*

Patients seen in 24 months	Total	Change since previous quarter
Quarter ending March 2017	371	
Quarter ending June 2017	372	→
Quarter ending September 2017	358	↓
Quarter ending December 2017	368	↑
Quarter ending March 2018	393	↑
Variance since March 2017	5.9%	↑



ACTIVITY



Month	Adjusted Scheduled Activity (UDA)	
	2017	2018
April	2	-5
May	99	118
June	195	184
July	314	184
August	335	184
September	448	319
October	558	319
November	610	319
December	645	582
January	740	582
February	952	582
March	1,085	966
April	1,099	
May	1,099	
June	1,099	

QUALITY

	Quantity	Base Number	Contract	AT	Region	England
% of FP17s for the same patient ID Re-attending within 3 months - Children	14	288	4.9%	10.1%	11.5%	11.9%
% of FP17s for the same patient ID Re-attending within 3 months - Adults	7	109	6.4%	15.5%	16.8%	16.0%
% of FP17s for the same patient ID Re-attending between 3 & 9 months - Children	121	288	42.0%	48.4%	47.7%	58.3%
% of FP17s for the same patient ID Re-attending between 3 & 9 months - Adults	48	109	44.0%	38.1%	38.2%	50.3%
% of FP17s for Band 1 Urgent Courses	5	391	1.3%	10.1%	10.6%	9.1%
% of FP17s Relating to Free Repair or Replacements	0	391	0.0%	0.6%	0.6%	0.8%
% of FP17s Relating to Continuations	0	391	0.0%	0.9%	0.8%	1.0%
% of Patients satisfied with the dentistry they have received	0	0	N/A	90.1%	89.3%	91.5%
% of Patients satisfied with the time they had to wait for an appointment	0	0	N/A	86.9%	84.4%	87.9%

* This is based on patients treated on this contract for their most recent course of treatment. Figures in italics indicate the base number of FP17s or Patient Questionnaire responses are less than 100. N/A is shown where the base number of responses is less than 10 during the period. % is calculated as Quantity/Base number*100

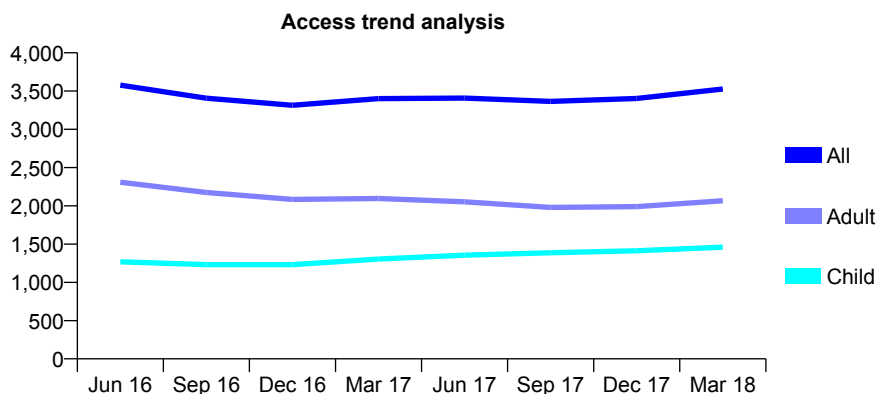
Q63 - Vital Signs At a Glance Contract Report for 689416/0001 - March 2018

Name or company name	MR MB PATEL
Contract type name	GDS Contract
Purpose of contract	General
Contract start date	01/07/2007
Contract end date	

17/18 Contracted general activity (UDA)	8,500
Carry forward general activity (UDA)	482
17/18 Contracted orthodontic activity (UOA)	0
Carry forward orthodontic activity (UOA)	0
Baseline contract value	£211,583.46

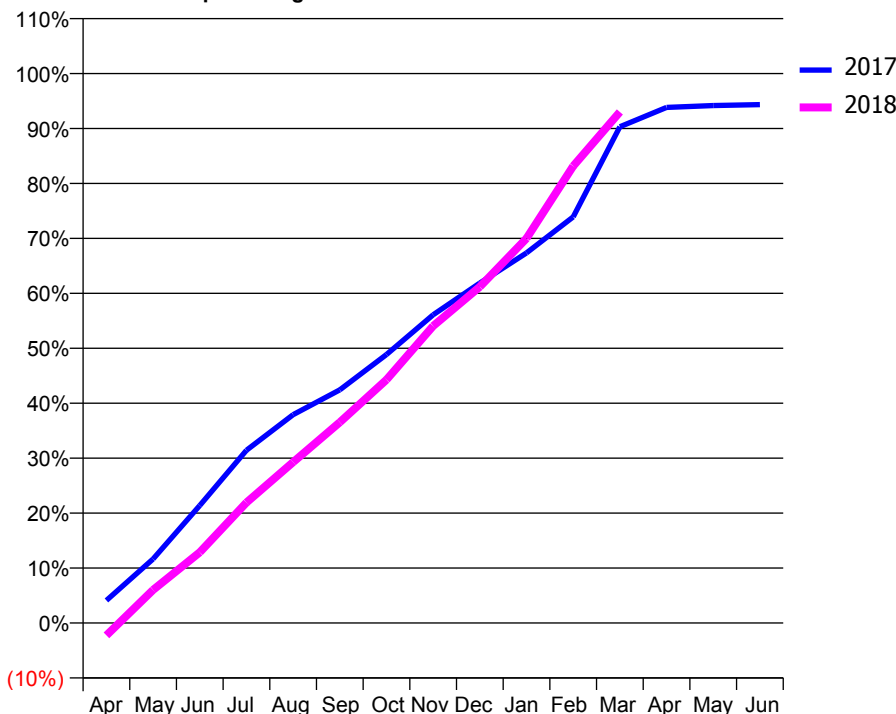
ACCESS*

Patients seen in 24 months	Total	Change since previous quarter
Quarter ending March 2017	3,401	
Quarter ending June 2017	3,408	→
Quarter ending September 2017	3,365	↓
Quarter ending December 2017	3,403	→
Quarter ending March 2018	3,526	↑
Variance since March 2017	3.7%	↑



ACTIVITY

Cumulative percentage of contracted UDA delivered 2017 & 2018



Month	Adjusted Scheduled Activity (UDA)	
	2017	2018
April	349	-194
May	992	512
June	1,818	1,095
July	2,673	1,863
August	3,223	2,488
September	3,607	3,105
October	4,153	3,762
November	4,769	4,594
December	5,258	5,202
January	5,724	5,949
February	6,282	7,068
March	7,675	7,905
April	7,976	
May	8,004	
June	8,018	

QUALITY

	Quantity	Base Number	Contract	AT	Region	England
% of FP17s for the same patient ID Re-attending within 3 months - Children	120	1,962	6.1%	10.1%	11.5%	11.9%
% of FP17s for the same patient ID Re-attending within 3 months - Adults	206	2,149	9.6%	15.5%	16.8%	16.0%
% of FP17s for the same patient ID Re-attending between 3 & 9 months - Children	887	1,962	45.2%	48.4%	47.7%	58.3%
% of FP17s for the same patient ID Re-attending between 3 & 9 months - Adults	746	2,149	34.7%	38.1%	38.2%	50.3%
% of FP17s for Band 1 Urgent Courses	352	3,951	8.9%	10.1%	10.6%	9.1%
% of FP17s Relating to Free Repair or Replacements	3	3,951	0.1%	0.6%	0.6%	0.8%
% of FP17s Relating to Continuations	10	3,951	0.3%	0.9%	0.8%	1.0%
% of Patients satisfied with the dentistry they have received	6	7	N/A	90.1%	89.3%	91.5%
% of Patients satisfied with the time they had to wait for an appointment	6	7	N/A	86.9%	84.4%	87.9%

* This is based on patients treated on this contract for their most recent course of treatment. Figures in italics indicate the base number of FP17s or Patient Questionnaire responses are less than 100. N/A is shown where the base number of responses is less than 10 during the period. % is calculated as Quantity/Base number*100

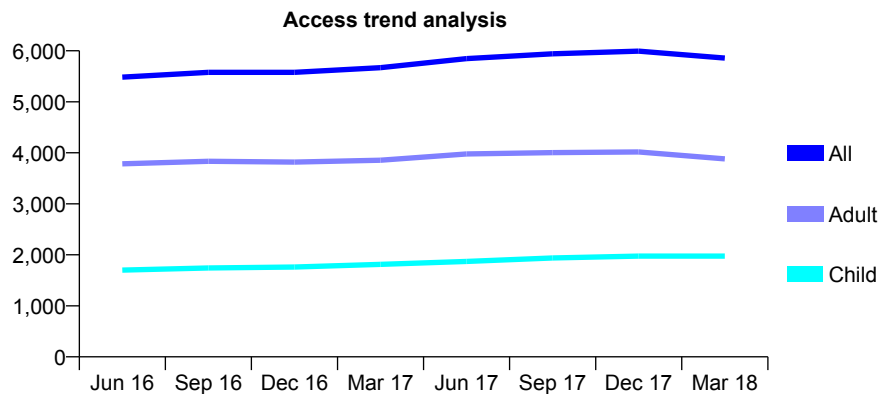
Q63 - Vital Signs At a Glance Contract Report for 691445/0001 - March 2018

Name or company name	MR AF YUSUF
Contract type name	GDS Contract
Purpose of contract	General
Contract start date	01/11/2008
Contract end date	

17/18 Contracted general activity (UDA)	16,352
Carry forward general activity (UDA)	-327
17/18 Contracted orthodontic activity (UOA)	0
Carry forward orthodontic activity (UOA)	0
Baseline contract value	£515,567.32

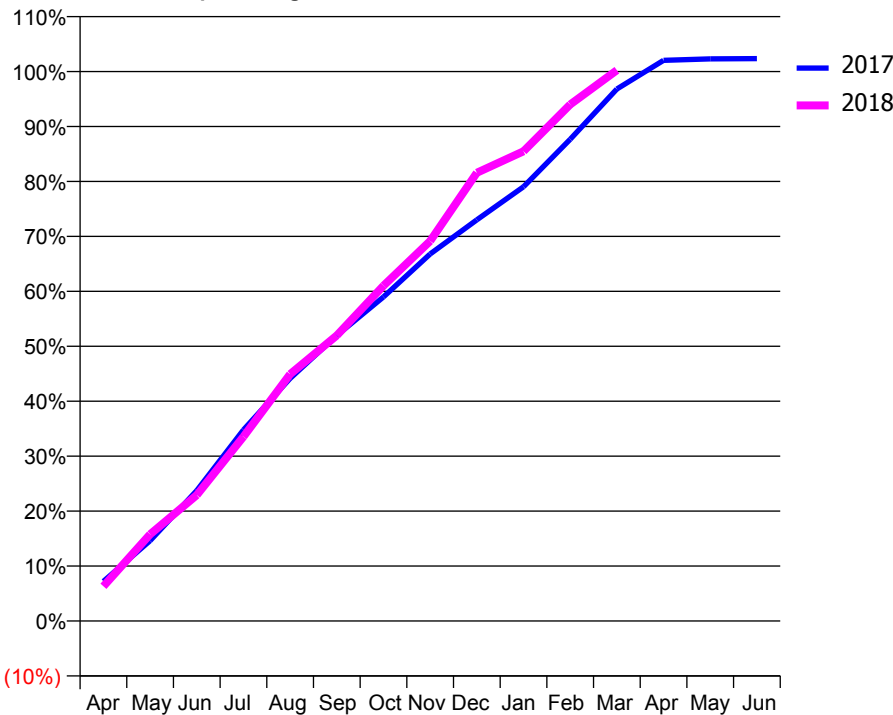
ACCESS*

Patients seen in 24 months	Total	Change since previous quarter
Quarter ending March 2017	5,668	
Quarter ending June 2017	5,848	↑
Quarter ending September 2017	5,941	→
Quarter ending December 2017	5,993	→
Quarter ending March 2018	5,858	↓
Variance since March 2017	3.4%	↑



ACTIVITY

Cumulative percentage of contracted UDA delivered 2017 & 2018



Month	Adjusted Scheduled Activity (UDA)	
	2017	2018
April	1,181	1,035
May	2,393	2,580
June	3,881	3,749
July	5,689	5,484
August	7,221	7,348
September	8,496	8,498
October	9,645	9,977
November	10,921	11,309
December	11,937	13,338
January	12,922	13,977
February	14,333	15,371
March	15,832	16,392
April	16,684	
May	16,727	
June	16,734	

QUALITY

	Quantity	Base Number	Contract	AT	Region	England
% of FP17s for the same patient ID Re-attending within 3 months - Children	138	2,422	5.7%	10.1%	11.5%	11.9%
% of FP17s for the same patient ID Re-attending within 3 months - Adults	508	3,932	12.9%	15.5%	16.8%	16.0%
% of FP17s for the same patient ID Re-attending between 3 & 9 months - Children	1,101	2,422	45.5%	48.4%	47.7%	58.3%
% of FP17s for the same patient ID Re-attending between 3 & 9 months - Adults	1,283	3,932	32.6%	38.1%	38.2%	50.3%
% of FP17s for Band 1 Urgent Courses	752	6,030	12.5%	10.1%	10.6%	9.1%
% of FP17s Relating to Free Repair or Replacements	33	6,030	0.5%	0.6%	0.6%	0.8%
% of FP17s Relating to Continuations	1	6,030	0.0%	0.9%	0.8%	1.0%
% of Patients satisfied with the dentistry they have received	1	1	N/A	90.1%	89.3%	91.5%
% of Patients satisfied with the time they had to wait for an appointment	1	1	N/A	86.9%	84.4%	87.9%

* This is based on patients treated on this contract for their most recent course of treatment. Figures in italics indicate the base number of FP17s or Patient Questionnaire responses are less than 100. N/A is shown where the base number of responses is less than 10 during the period. % is calculated as Quantity/Base number*100

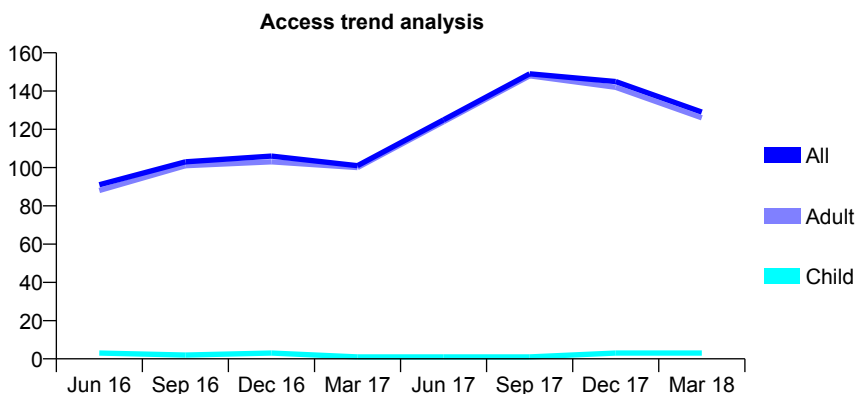
Q63 - Vital Signs At a Glance Contract Report for 691445/0002 - March 2018

Name or company name	MR AF YUSUF
Contract type name	PDS Contract
Purpose of contract	General
Contract start date	01/04/2009
Contract end date	31/03/2018

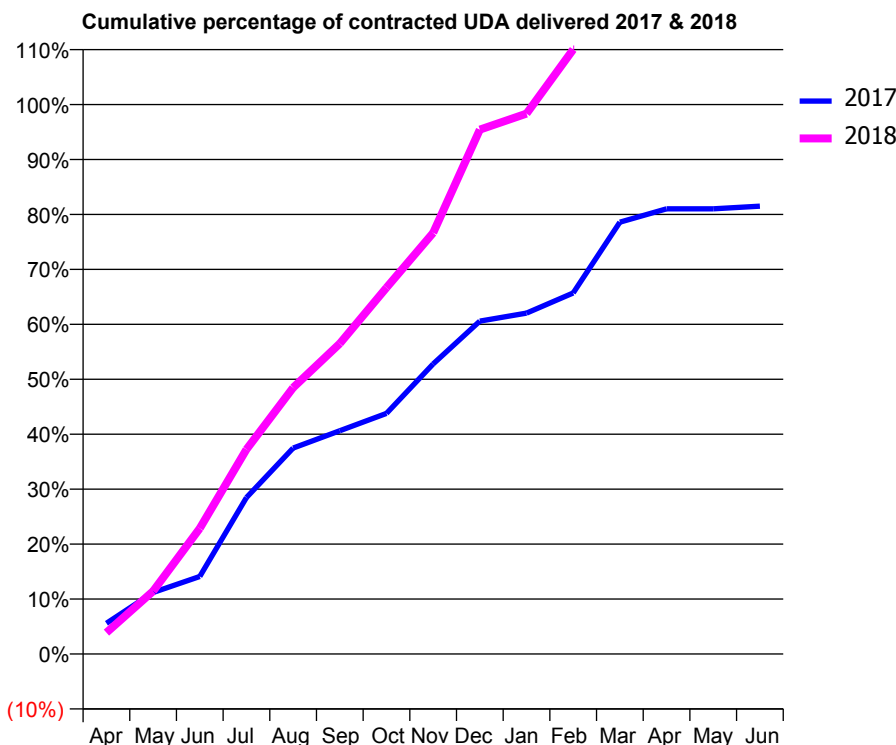
17/18 Contracted general activity (UDA)	411
Carry forward general activity (UDA)	0
17/18 Contracted orthodontic activity (UOA)	0
Carry forward orthodontic activity (UOA)	0
Baseline contract value	£57,464.74

ACCESS*

Patients seen in 24 months	Total	Change since previous quarter
Quarter ending March 2017	101	
Quarter ending June 2017	125	↑
Quarter ending September 2017	149	↑
Quarter ending December 2017	145	↓
Quarter ending March 2018	129	↓
Variance since March 2017	27.7%	↑



ACTIVITY



Month	Adjusted Scheduled Activity (UDA)	
	2017	2018
April	23	16
May	46	47
June	58	94
July	117	153
August	154	199
September	167	232
October	180	274
November	217	315
December	249	392
January	255	404
February	270	452
March	323	472
April	333	
May	333	
June	335	

QUALITY

	Quantity	Base Number	Contract	AT	Region	England
% of FP17s for the same patient ID Re-attending within 3 months - Children	0	5	0.0%	10.1%	11.5%	11.9%
% of FP17s for the same patient ID Re-attending within 3 months - Adults	13	176	7.4%	15.5%	16.8%	16.0%
% of FP17s for the same patient ID Re-attending between 3 & 9 months - Children	0	5	0.0%	48.4%	47.7%	58.3%
% of FP17s for the same patient ID Re-attending between 3 & 9 months - Adults	3	176	1.7%	38.1%	38.2%	50.3%
% of FP17s for Band 1 Urgent Courses	1	175	0.6%	10.1%	10.6%	9.1%
% of FP17s Relating to Free Repair or Replacements	0	175	0.0%	0.6%	0.6%	0.8%
% of FP17s Relating to Continuations	16	175	9.1%	0.9%	0.8%	1.0%
% of Patients satisfied with the dentistry they have received	1	1	N/A	90.1%	89.3%	91.5%
% of Patients satisfied with the time they had to wait for an appointment	1	1	N/A	86.9%	84.4%	87.9%

* This is based on patients treated on this contract for their most recent course of treatment. Figures in italics indicate the base number of FP17s or Patient Questionnaire responses are less than 100. N/A is shown where the base number of responses is less than 10 during the period. % is calculated as Quantity/Base number*100

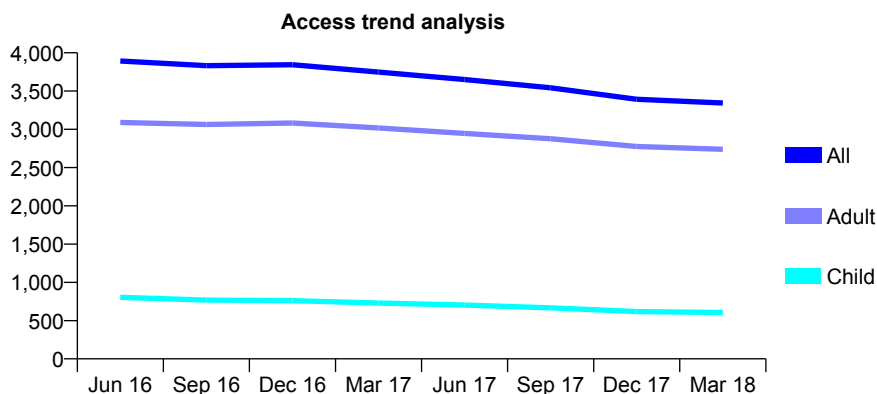
Q63 - Vital Signs At a Glance Contract Report for 729477/0001 - March 2018

Name or company name	MR JP YOUNGHUSBAND
Contract type name	GDS Contract
Purpose of contract	General
Contract start date	01/04/2006
Contract end date	

17/18 Contracted general activity (UDA)	15,139
Carry forward general activity (UDA)	0
17/18 Contracted orthodontic activity (UOA)	0
Carry forward orthodontic activity (UOA)	0
Baseline contract value	£431,811.55

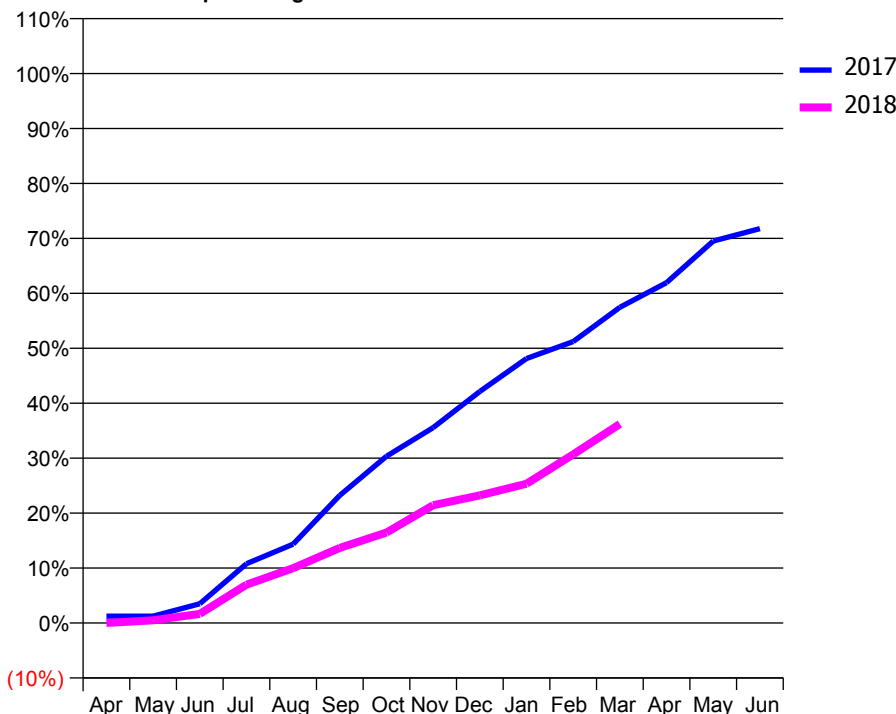
ACCESS*

Patients seen in 24 months	Total	Change since previous quarter
Quarter ending March 2017	3,748	
Quarter ending June 2017	3,651	↓
Quarter ending September 2017	3,543	↓
Quarter ending December 2017	3,393	↓
Quarter ending March 2018	3,344	↓
Variance since March 2017	(10.8%)	↓



ACTIVITY

Cumulative percentage of contracted UDA delivered 2017 & 2018



Adjusted Scheduled Activity (UDA)

Month	2017	2018
April	188	0
May	191	76
June	532	252
July	1,632	1,058
August	2,173	1,513
September	3,518	2,070
October	4,596	2,494
November	5,385	3,244
December	6,378	3,517
January	7,287	3,838
February	7,755	4,646
March	8,697	5,483
April	9,377	
May	10,524	
June	10,864	

QUALITY

	Quantity	Base Number	Contract	AT	Region	England
% of FP17s for the same patient ID Re-attending within 3 months - Children	44	694	6.3%	10.1%	11.5%	11.9%
% of FP17s for the same patient ID Re-attending within 3 months - Adults	392	2,730	14.4%	15.5%	16.8%	16.0%
% of FP17s for the same patient ID Re-attending between 3 & 9 months - Children	323	694	46.5%	48.4%	47.7%	58.3%
% of FP17s for the same patient ID Re-attending between 3 & 9 months - Adults	1,113	2,730	40.8%	38.1%	38.2%	50.3%
% of FP17s for Band 1 Urgent Courses	303	2,513	12.1%	10.1%	10.6%	9.1%
% of FP17s Relating to Free Repair or Replacements	88	2,513	3.5%	0.6%	0.6%	0.8%
% of FP17s Relating to Continuations	41	2,513	1.6%	0.9%	0.8%	1.0%
% of Patients satisfied with the dentistry they have received	3	3	N/A	90.1%	89.3%	91.5%
% of Patients satisfied with the time they had to wait for an appointment	3	3	N/A	86.9%	84.4%	87.9%

* This is based on patients treated on this contract for their most recent course of treatment. Figures in italics indicate the base number of FP17s or Patient Questionnaire responses are less than 100. N/A is shown where the base number of responses is less than 10 during the period. % is calculated as Quantity/Base number*100

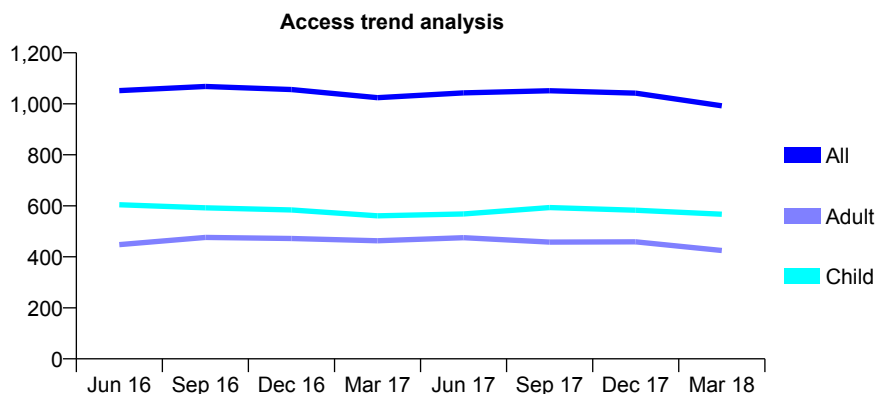
Q63 - Vital Signs At a Glance Contract Report for 730025/0001 - March 2018

Name or company name	MR SN MOOI
Contract type name	GDS Contract
Purpose of contract	General
Contract start date	01/04/2006
Contract end date	

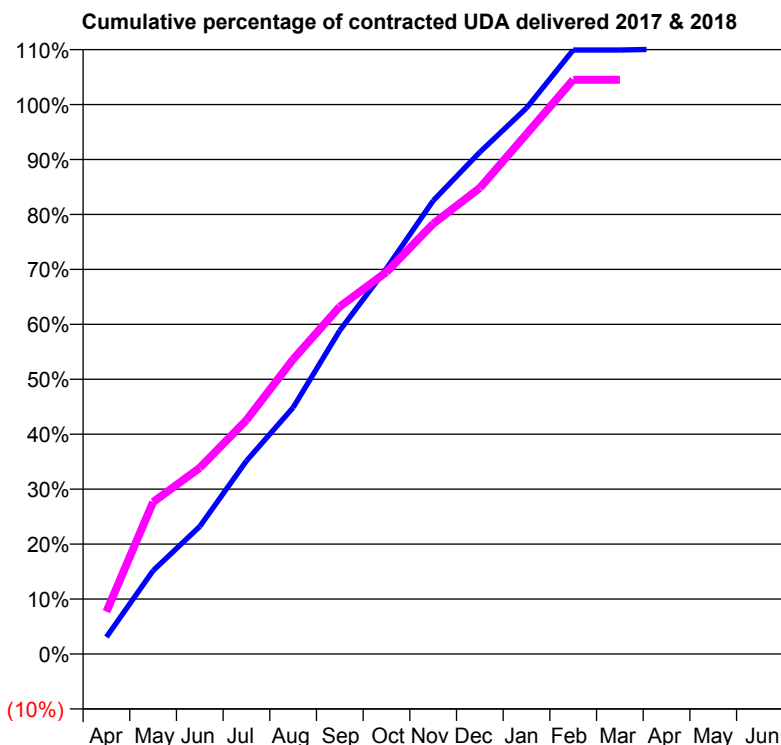
17/18 Contracted general activity (UDA)	1,844
Carry forward general activity (UDA)	-37
17/18 Contracted orthodontic activity (UOA)	0
Carry forward orthodontic activity (UOA)	0
Baseline contract value	£51,411.06

ACCESS*

Patients seen in 24 months	Total	Change since previous quarter
Quarter ending March 2017	1,024	
Quarter ending June 2017	1,043	→
Quarter ending September 2017	1,051	→
Quarter ending December 2017	1,042	→
Quarter ending March 2018	992	↓
Variance since March 2017	(3.1%)	↓



ACTIVITY



Month	Adjusted Scheduled Activity (UDA)	
	2017	2018
April	57	142
May	280	510
June	428	625
July	648	785
August	827	989
September	1,086	1,166
October	1,294	1,282
November	1,521	1,444
December	1,684	1,564
January	1,832	1,745
February	2,027	1,927
March	2,027	1,927
April	2,030	
May	2,030	
June	2,030	

QUALITY

	Quantity	Base Number	Contract	AT	Region	England
% of FP17s for the same patient ID Re-attending within 3 months - Children	18	619	2.9%	10.1%	11.5%	11.9%
% of FP17s for the same patient ID Re-attending within 3 months - Adults	14	303	4.6%	15.5%	16.8%	16.0%
% of FP17s for the same patient ID Re-attending between 3 & 9 months - Children	195	619	31.5%	48.4%	47.7%	58.3%
% of FP17s for the same patient ID Re-attending between 3 & 9 months - Adults	103	303	34.0%	38.1%	38.2%	50.3%
% of FP17s for Band 1 Urgent Courses	0	921	0.0%	10.1%	10.6%	9.1%
% of FP17s Relating to Free Repair or Replacements	0	921	0.0%	0.6%	0.6%	0.8%
% of FP17s Relating to Continuations	3	921	0.3%	0.9%	0.8%	1.0%
% of Patients satisfied with the dentistry they have received	0	0	N/A	90.1%	89.3%	91.5%
% of Patients satisfied with the time they had to wait for an appointment	0	0	N/A	86.9%	84.4%	87.9%

* This is based on patients treated on this contract for their most recent course of treatment. Figures in italics indicate the base number of FP17s or Patient Questionnaire responses are less than 100. N/A is shown where the base number of responses is less than 10 during the period. % is calculated as Quantity/Base number*100

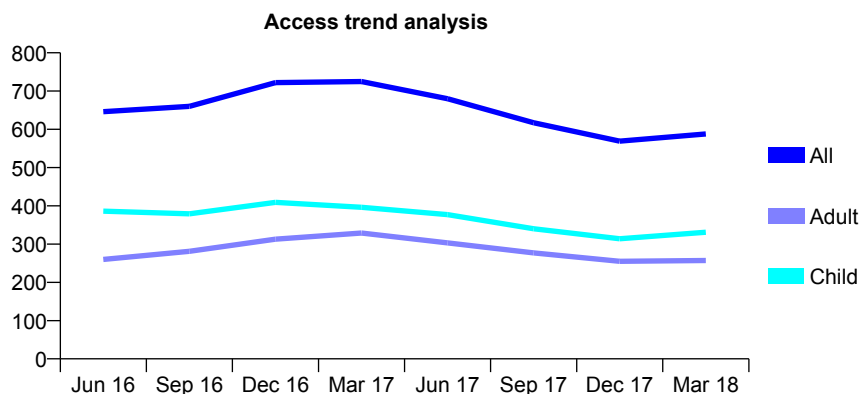
Q63 - Vital Signs At a Glance Contract Report for 730114/0001 - March 2018

Name or company name	Mr Raj Patel
Contract type name	GDS Contract
Purpose of contract	General
Contract start date	01/04/2006
Contract end date	

17/18 Contracted general activity (UDA)	1,455
Carry forward general activity (UDA)	-14
17/18 Contracted orthodontic activity (UOA)	0
Carry forward orthodontic activity (UOA)	0
Baseline contract value	£45,078.88

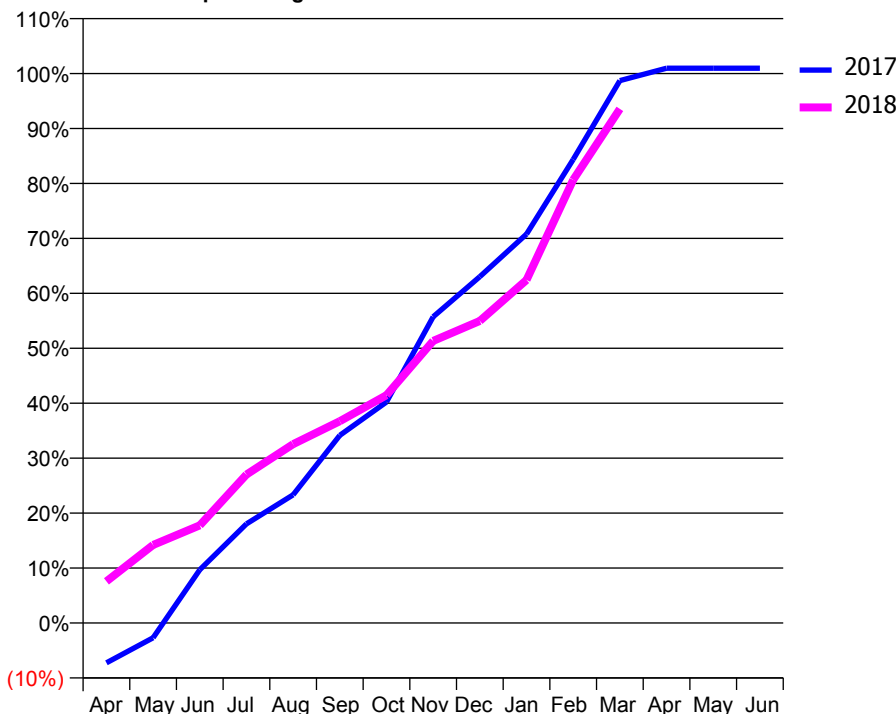
ACCESS*

Patients seen in 24 months	Total	Change since previous quarter
Quarter ending March 2017	725	
Quarter ending June 2017	680	↓
Quarter ending September 2017	617	↓
Quarter ending December 2017	569	↓
Quarter ending March 2018	588	↑
Variance since March 2017	(18.9%)	↓



ACTIVITY

Cumulative percentage of contracted UDA delivered 2017 & 2018



Adjusted Scheduled Activity (UDA)

Month	2017	2018
April	-106	110
May	-39	207
June	141	259
July	262	393
August	339	474
September	497	534
October	585	603
November	811	747
December	917	800
January	1,030	908
February	1,228	1,173
March	1,436	1,361
April	1,469	
May	1,469	
June	1,469	

QUALITY

	Quantity	Base Number	Contract	AT	Region	England
% of FP17s for the same patient ID Re-attending within 3 months - Children	60	433	13.9%	10.1%	11.5%	11.9%
% of FP17s for the same patient ID Re-attending within 3 months - Adults	44	244	18.0%	15.5%	16.8%	16.0%
% of FP17s for the same patient ID Re-attending between 3 & 9 months - Children	250	433	57.7%	48.4%	47.7%	58.3%
% of FP17s for the same patient ID Re-attending between 3 & 9 months - Adults	109	244	44.7%	38.1%	38.2%	50.3%
% of FP17s for Band 1 Urgent Courses	46	666	6.9%	10.1%	10.6%	9.1%
% of FP17s Relating to Free Repair or Replacements	5	666	0.8%	0.6%	0.6%	0.8%
% of FP17s Relating to Continuations	1	666	0.2%	0.9%	0.8%	1.0%
% of Patients satisfied with the dentistry they have received	0	0	N/A	90.1%	89.3%	91.5%
% of Patients satisfied with the time they had to wait for an appointment	0	0	N/A	86.9%	84.4%	87.9%

* This is based on patients treated on this contract for their most recent course of treatment. Figures in italics indicate the base number of FP17s or Patient Questionnaire responses are less than 100. N/A is shown where the base number of responses is less than 10 during the period. % is calculated as Quantity/Base number*100

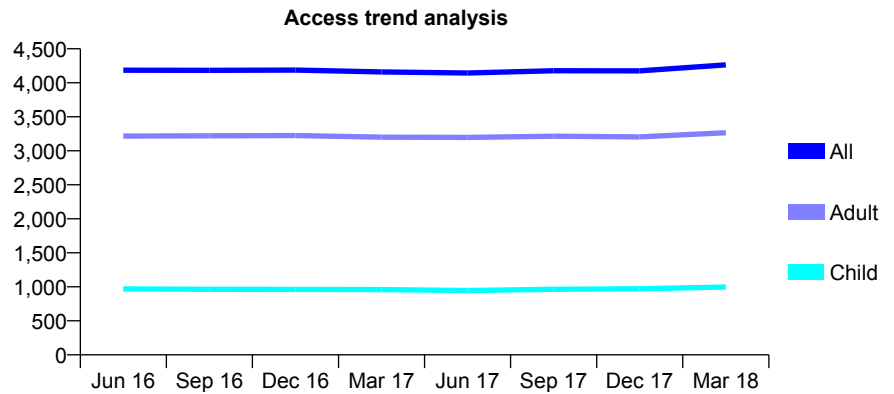
Q63 - Vital Signs At a Glance Contract Report for 730874/0001 - March 2018

Name or company name	MR GK OOI
Contract type name	GDS Contract
Purpose of contract	General
Contract start date	01/04/2006
Contract end date	

17/18 Contracted general activity (UDA)	12,108
Carry forward general activity (UDA)	-11
17/18 Contracted orthodontic activity (UOA)	0
Carry forward orthodontic activity (UOA)	0
Baseline contract value	£406,491.79

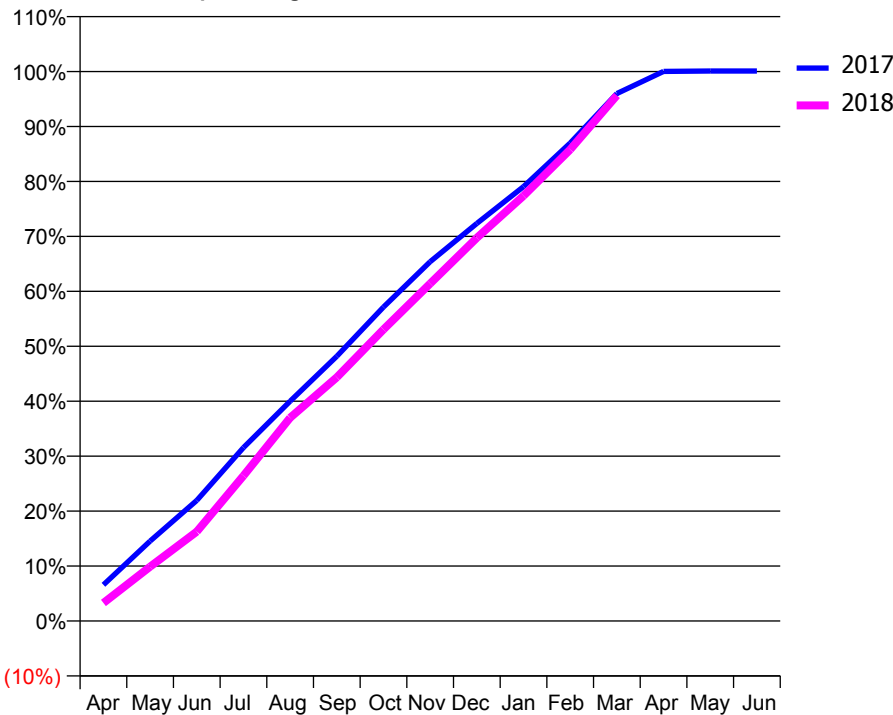
ACCESS*

Patients seen in 24 months	Total	Change since previous quarter
Quarter ending March 2017	4,160	
Quarter ending June 2017	4,144	→
Quarter ending September 2017	4,178	→
Quarter ending December 2017	4,175	→
Quarter ending March 2018	4,263	↑
Variance since March 2017	2.5%	↑



ACTIVITY

Cumulative percentage of contracted UDA delivered 2017 & 2018



Month	Adjusted Scheduled Activity (UDA)	
	2017	2018
April	799	399
May	1,761	1,197
June	2,657	1,969
July	3,822	3,201
August	4,844	4,479
September	5,833	5,369
October	6,918	6,425
November	7,916	7,434
December	8,762	8,443
January	9,572	9,368
February	10,533	10,388
March	11,623	11,580
April	12,111	
May	12,118	
June	12,119	

QUALITY

	Quantity	Base Number	Contract	AT	Region	England
% of FP17s for the same patient ID Re-attending within 3 months - Children	108	1,132	9.5%	10.1%	11.5%	11.9%
% of FP17s for the same patient ID Re-attending within 3 months - Adults	382	3,441	11.1%	15.5%	16.8%	16.0%
% of FP17s for the same patient ID Re-attending between 3 & 9 months - Children	401	1,132	35.4%	48.4%	47.7%	58.3%
% of FP17s for the same patient ID Re-attending between 3 & 9 months - Adults	1,333	3,441	38.7%	38.1%	38.2%	50.3%
% of FP17s for Band 1 Urgent Courses	245	4,395	5.6%	10.1%	10.6%	9.1%
% of FP17s Relating to Free Repair or Replacements	36	4,395	0.8%	0.6%	0.6%	0.8%
% of FP17s Relating to Continuations	94	4,395	2.1%	0.9%	0.8%	1.0%
% of Patients satisfied with the dentistry they have received	2	4	N/A	90.1%	89.3%	91.5%
% of Patients satisfied with the time they had to wait for an appointment	4	4	N/A	86.9%	84.4%	87.9%

* This is based on patients treated on this contract for their most recent course of treatment. Figures in italics indicate the base number of FP17s or Patient Questionnaire responses are less than 100. N/A is shown where the base number of responses is less than 10 during the period. % is calculated as Quantity/Base number*100

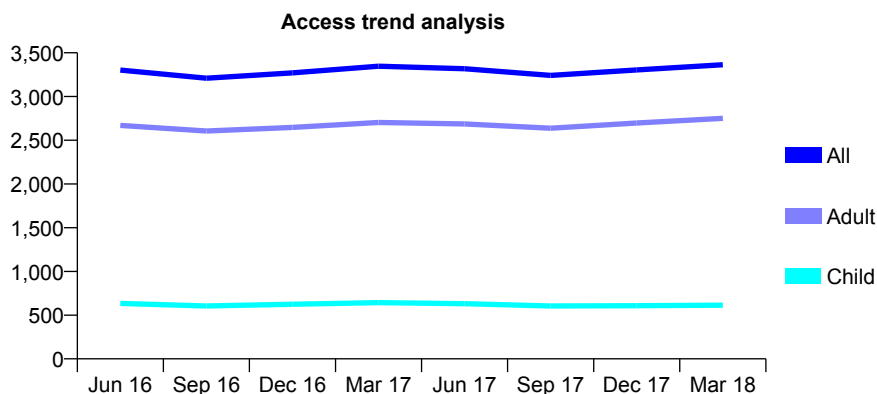
Q63 - Vital Signs At a Glance Contract Report for 730874/0002 - March 2018

Name or company name	MR GK OOI
Contract type name	GDS Contract
Purpose of contract	General
Contract start date	01/04/2006
Contract end date	

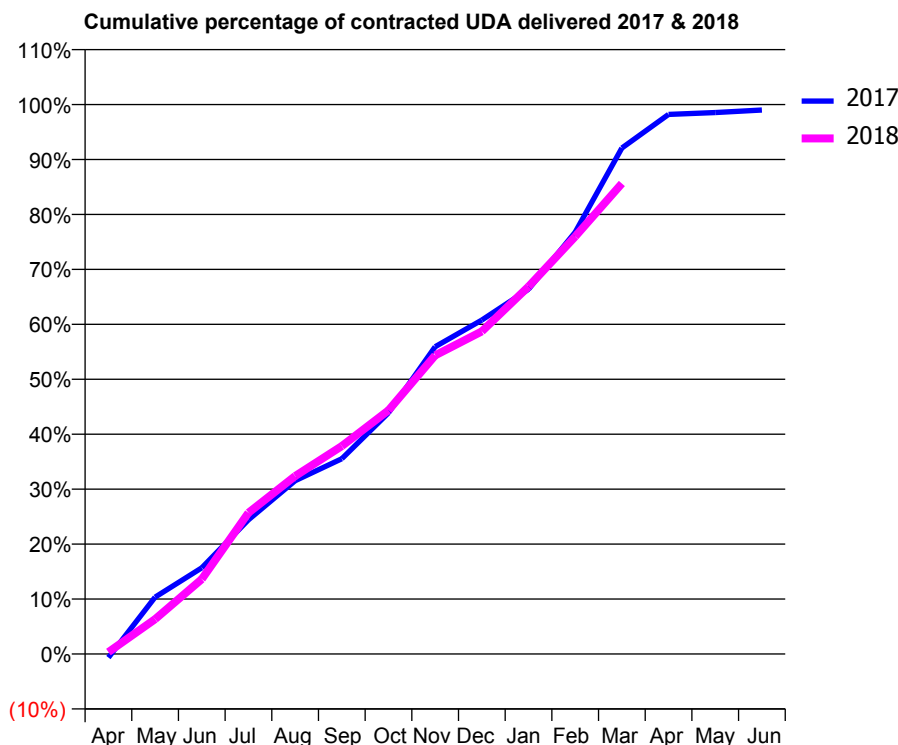
17/18 Contracted general activity (UDA)	12,740
Carry forward general activity (UDA)	129
17/18 Contracted orthodontic activity (UOA)	0
Carry forward orthodontic activity (UOA)	0
Baseline contract value	£453,600.15

ACCESS*

Patients seen in 24 months	Total	Change since previous quarter
Quarter ending March 2017	3,346	
Quarter ending June 2017	3,317	→
Quarter ending September 2017	3,242	↓
Quarter ending December 2017	3,304	→
Quarter ending March 2018	3,364	→
Variance since March 2017	0.5%	→



ACTIVITY



Month	Adjusted Scheduled Activity (UDA)	
	2017	2018
April	-85	45
May	1,320	807
June	1,999	1,736
July	3,111	3,276
August	4,016	4,127
September	4,528	4,823
October	5,591	5,649
November	7,126	6,925
December	7,743	7,481
January	8,457	8,519
February	9,781	9,679
March	11,732	10,910
April	12,511	
May	12,554	
June	12,611	

QUALITY

	Quantity	Base Number	Contract	AT	Region	England
% of FP17s for the same patient ID Re-attending within 3 months - Children	77	690	11.2%	10.1%	11.5%	11.9%
% of FP17s for the same patient ID Re-attending within 3 months - Adults	569	3,080	18.5%	15.5%	16.8%	16.0%
% of FP17s for the same patient ID Re-attending between 3 & 9 months - Children	220	690	31.9%	48.4%	47.7%	58.3%
% of FP17s for the same patient ID Re-attending between 3 & 9 months - Adults	868	3,080	28.2%	38.1%	38.2%	50.3%
% of FP17s for Band 1 Urgent Courses	872	3,530	24.7%	10.1%	10.6%	9.1%
% of FP17s Relating to Free Repair or Replacements	34	3,530	1.0%	0.6%	0.6%	0.8%
% of FP17s Relating to Continuations	61	3,530	1.7%	0.9%	0.8%	1.0%
% of Patients satisfied with the dentistry they have received	3	3	N/A	90.1%	89.3%	91.5%
% of Patients satisfied with the time they had to wait for an appointment	3	3	N/A	86.9%	84.4%	87.9%

* This is based on patients treated on this contract for their most recent course of treatment. Figures in italics indicate the base number of FP17s or Patient Questionnaire responses are less than 100. N/A is shown where the base number of responses is less than 10 during the period. % is calculated as Quantity/Base number*100

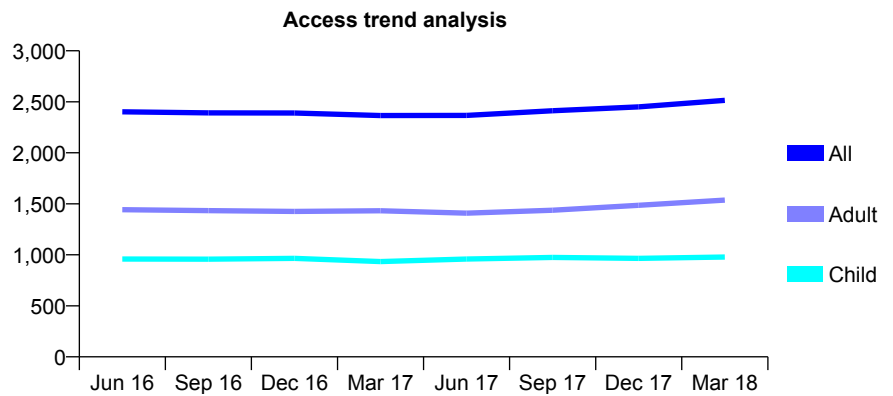
Q63 - Vital Signs At a Glance Contract Report for 731196/0001 - March 2018

Name or company name	MISS EA DIGHE
Contract type name	GDS Contract
Purpose of contract	General
Contract start date	01/04/2006
Contract end date	

17/18 Contracted general activity (UDA)	7,341
Carry forward general activity (UDA)	53
17/18 Contracted orthodontic activity (UOA)	0
Carry forward orthodontic activity (UOA)	0
Baseline contract value	£295,558.76

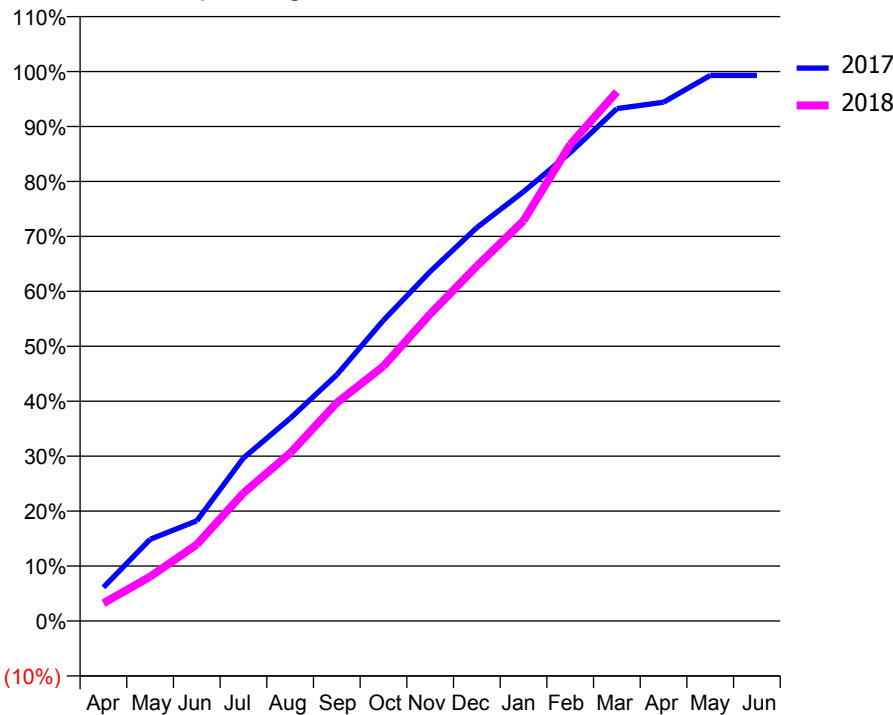
ACCESS*

Patients seen in 24 months	Total	Change since previous quarter
Quarter ending March 2017	2,366	
Quarter ending June 2017	2,367	→
Quarter ending September 2017	2,412	→
Quarter ending December 2017	2,450	→
Quarter ending March 2018	2,514	↑
Variance since March 2017	6.3%	↑



ACTIVITY

Cumulative percentage of contracted UDA delivered 2017 & 2018



Month	Adjusted Scheduled Activity (UDA)	
	2017	2018
April	449	238
May	1,091	592
June	1,338	1,022
July	2,177	1,711
August	2,707	2,241
September	3,290	2,916
October	4,018	3,405
November	4,669	4,102
December	5,257	4,742
January	5,736	5,348
February	6,258	6,366
March	6,846	7,070
April	6,930	
May	7,288	
June	7,288	

QUALITY

	Quantity	Base Number	Contract	AT	Region	England
% of FP17s for the same patient ID Re-attending within 3 months - Children	76	1,387	5.5%	10.1%	11.5%	11.9%
% of FP17s for the same patient ID Re-attending within 3 months - Adults	286	1,818	15.7%	15.5%	16.8%	16.0%
% of FP17s for the same patient ID Re-attending between 3 & 9 months - Children	768	1,387	55.4%	48.4%	47.7%	58.3%
% of FP17s for the same patient ID Re-attending between 3 & 9 months - Adults	772	1,818	42.5%	38.1%	38.2%	50.3%
% of FP17s for Band 1 Urgent Courses	269	2,997	9.0%	10.1%	10.6%	9.1%
% of FP17s Relating to Free Repair or Replacements	9	2,997	0.3%	0.6%	0.6%	0.8%
% of FP17s Relating to Continuations	62	2,997	2.1%	0.9%	0.8%	1.0%
% of Patients satisfied with the dentistry they have received	1	1	N/A	90.1%	89.3%	91.5%
% of Patients satisfied with the time they had to wait for an appointment	1	1	N/A	86.9%	84.4%	87.9%

* This is based on patients treated on this contract for their most recent course of treatment. Figures in italics indicate the base number of FP17s or Patient Questionnaire responses are less than 100. N/A is shown where the base number of responses is less than 10 during the period. % is calculated as Quantity/Base number*100

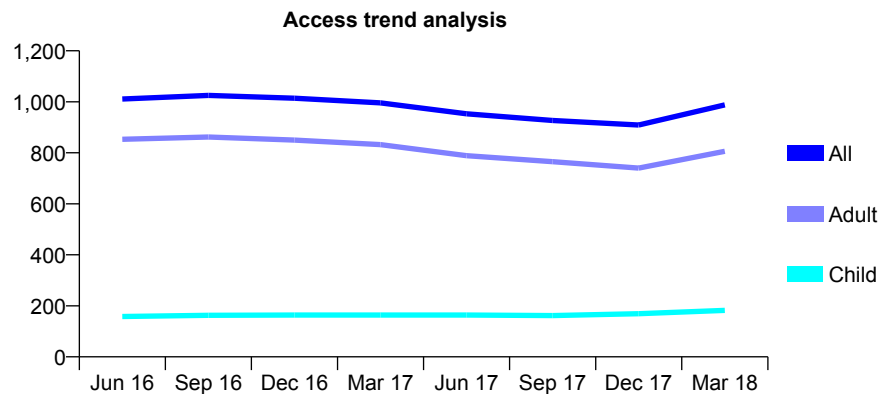
Q63 - Vital Signs At a Glance Contract Report for 732036/0001 - March 2018

Name or company name	MR YK HO
Contract type name	GDS Contract
Purpose of contract	General
Contract start date	01/04/2006
Contract end date	

17/18 Contracted general activity (UDA)	1,288
Carry forward general activity (UDA)	-15
17/18 Contracted orthodontic activity (UOA)	0
Carry forward orthodontic activity (UOA)	0
Baseline contract value	£35,729.24

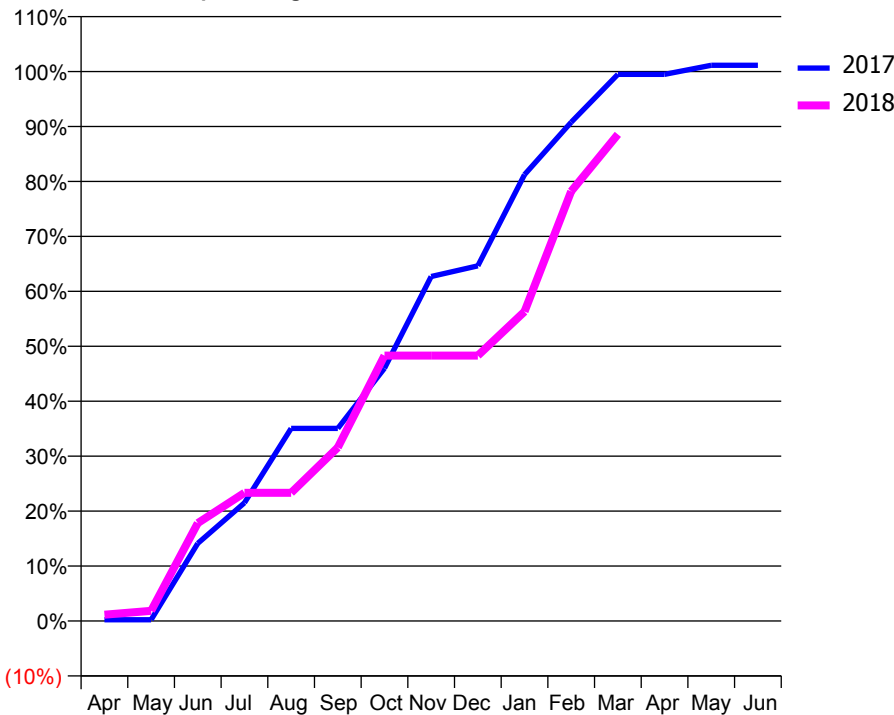
ACCESS*

Patients seen in 24 months	Total	Change since previous quarter
Quarter ending March 2017	996	
Quarter ending June 2017	953	↓
Quarter ending September 2017	927	↓
Quarter ending December 2017	909	↓
Quarter ending March 2018	988	↑
Variance since March 2017	(0.8%)	→



ACTIVITY

Cumulative percentage of contracted UDA delivered 2017 & 2018



Month	Adjusted Scheduled Activity (UDA)	
	2017	2018
April	3	15
May	3	24
June	182	230
July	277	301
August	452	301
September	452	407
October	593	622
November	808	622
December	833	622
January	1,046	725
February	1,169	1,007
March	1,281	1,141
April	1,281	
May	1,303	
June	1,303	

QUALITY

	Quantity	Base Number	Contract	AT	Region	England
% of FP17s for the same patient ID Re-attending within 3 months - Children	3	159	1.9%	10.1%	11.5%	11.9%
% of FP17s for the same patient ID Re-attending within 3 months - Adults	11	576	1.9%	15.5%	16.8%	16.0%
% of FP17s for the same patient ID Re-attending between 3 & 9 months - Children	13	159	8.2%	48.4%	47.7%	58.3%
% of FP17s for the same patient ID Re-attending between 3 & 9 months - Adults	53	576	9.2%	38.1%	38.2%	50.3%
% of FP17s for Band 1 Urgent Courses	26	727	3.6%	10.1%	10.6%	9.1%
% of FP17s Relating to Free Repair or Replacements	0	727	0.0%	0.6%	0.6%	0.8%
% of FP17s Relating to Continuations	0	727	0.0%	0.9%	0.8%	1.0%
% of Patients satisfied with the dentistry they have received	0	0	N/A	90.1%	89.3%	91.5%
% of Patients satisfied with the time they had to wait for an appointment	0	0	N/A	86.9%	84.4%	87.9%

* This is based on patients treated on this contract for their most recent course of treatment. Figures in italics indicate the base number of FP17s or Patient Questionnaire responses are less than 100. N/A is shown where the base number of responses is less than 10 during the period. % is calculated as Quantity/Base number*100

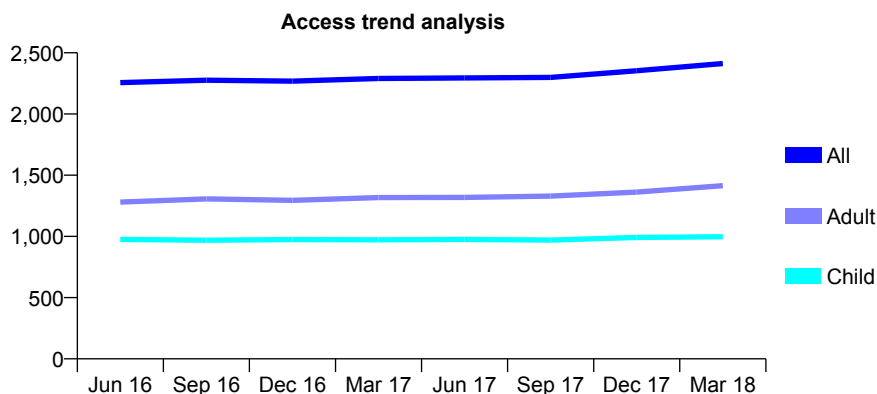
Q63 - Vital Signs At a Glance Contract Report for 735841/0001 - March 2018

Name or company name	Miss Yanika Amin
Contract type name	GDS Contract
Purpose of contract	General
Contract start date	01/04/2006
Contract end date	

17/18 Contracted general activity (UDA)	4,000
Carry forward general activity (UDA)	154
17/18 Contracted orthodontic activity (UOA)	0
Carry forward orthodontic activity (UOA)	0
Baseline contract value	£89,808.59

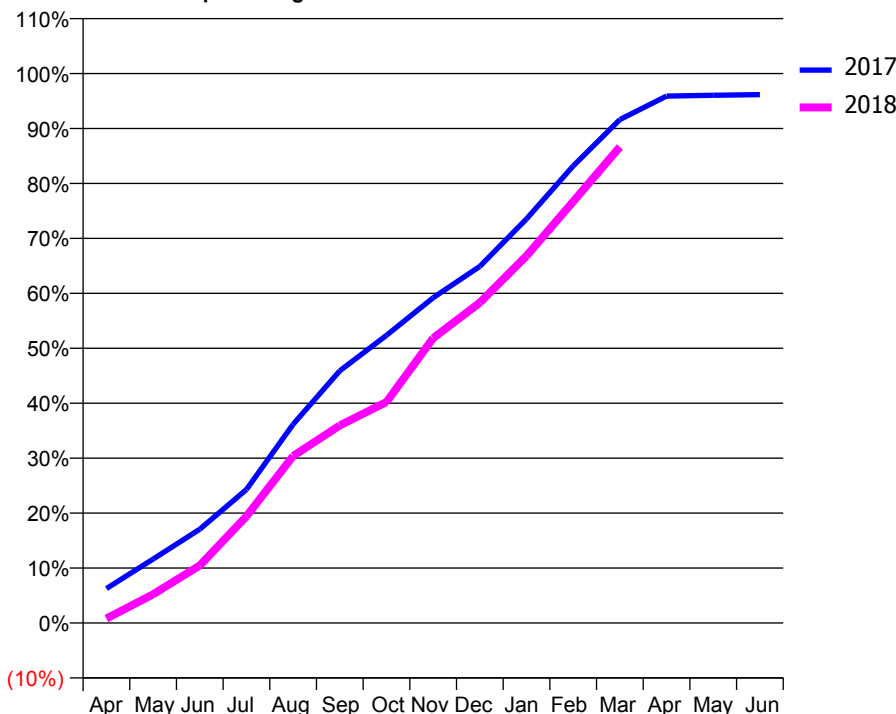
ACCESS*

Patients seen in 24 months	Total	Change since previous quarter
Quarter ending March 2017	2,290	
Quarter ending June 2017	2,295	→
Quarter ending September 2017	2,299	→
Quarter ending December 2017	2,354	↑
Quarter ending March 2018	2,412	↑
Variance since March 2017	5.3%	↑



ACTIVITY

Cumulative percentage of contracted UDA delivered 2017 & 2018



Adjusted Scheduled Activity (UDA)

Month	2017	2018
April	251	33
May	466	209
June	683	419
July	972	777
August	1,447	1,216
September	1,836	1,438
October	2,094	1,609
November	2,368	2,074
December	2,596	2,332
January	2,942	2,673
February	3,327	3,068
March	3,665	3,466
April	3,835	
May	3,841	
June	3,846	

QUALITY

	Quantity	Base Number	Contract	AT	Region	England
% of FP17s for the same patient ID Re-attending within 3 months - Children	162	1,801	9.0%	10.1%	11.5%	11.9%
% of FP17s for the same patient ID Re-attending within 3 months - Adults	290	2,046	14.2%	15.5%	16.8%	16.0%
% of FP17s for the same patient ID Re-attending between 3 & 9 months - Children	1,295	1,801	71.9%	48.4%	47.7%	58.3%
% of FP17s for the same patient ID Re-attending between 3 & 9 months - Adults	1,239	2,046	60.6%	38.1%	38.2%	50.3%
% of FP17s for Band 1 Urgent Courses	152	2,421	6.3%	10.1%	10.6%	9.1%
% of FP17s Relating to Free Repair or Replacements	2	2,421	0.1%	0.6%	0.6%	0.8%
% of FP17s Relating to Continuations	12	2,421	0.5%	0.9%	0.8%	1.0%
% of Patients satisfied with the dentistry they have received	2	2	N/A	90.1%	89.3%	91.5%
% of Patients satisfied with the time they had to wait for an appointment	1	2	N/A	86.9%	84.4%	87.9%

* This is based on patients treated on this contract for their most recent course of treatment. Figures in italics indicate the base number of FP17s or Patient Questionnaire responses are less than 100. N/A is shown where the base number of responses is less than 10 during the period. % is calculated as Quantity/Base number*100

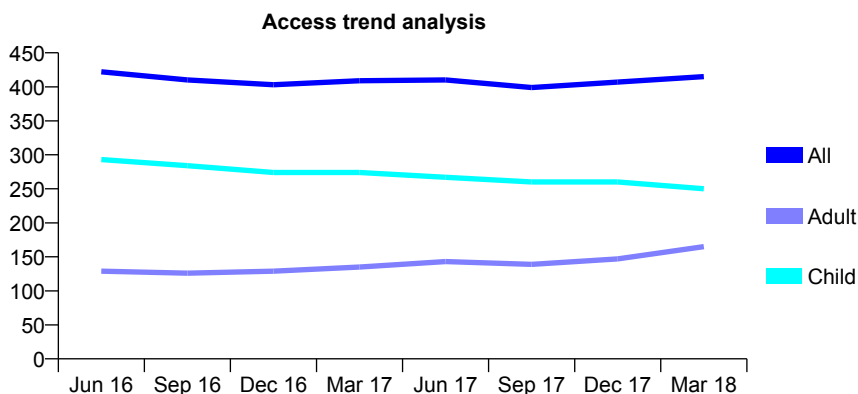
Q63 - Vital Signs At a Glance Contract Report for 736856/0001 - March 2018

Name or company name	David Stroud & James Metcalf
Contract type name	GDS Contract
Purpose of contract	General
Contract start date	01/04/2006
Contract end date	

17/18 Contracted general activity (UDA)	1,200
Carry forward general activity (UDA)	0
17/18 Contracted orthodontic activity (UOA)	0
Carry forward orthodontic activity (UOA)	0
Baseline contract value	£33,144.64

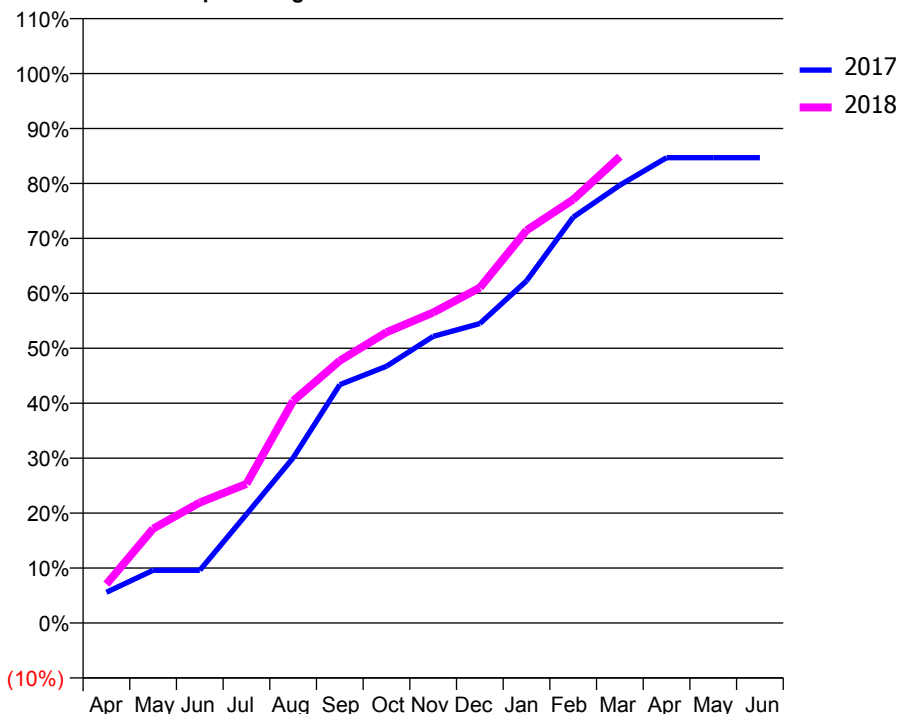
ACCESS*

Patients seen in 24 months	Total	Change since previous quarter
Quarter ending March 2017	409	
Quarter ending June 2017	410	→
Quarter ending September 2017	399	↓
Quarter ending December 2017	407	↑
Quarter ending March 2018	415	→
Variance since March 2017	1.5%	→



ACTIVITY

Cumulative percentage of contracted UDA delivered 2017 & 2018



Month	Adjusted Scheduled Activity (UDA)	
	2017	2018
April	67	85
May	115	206
June	115	263
July	237	304
August	361	485
September	521	573
October	561	635
November	626	678
December	654	732
January	747	857
February	886	925
March	956	1,019
April	1,016	
May	1,016	
June	1,016	

QUALITY

	Quantity	Base Number	Contract	AT	Region	England
% of FP17s for the same patient ID Re-attending within 3 months - Children	9	287	3.1%	10.1%	11.5%	11.9%
% of FP17s for the same patient ID Re-attending within 3 months - Adults	11	144	7.6%	15.5%	16.8%	16.0%
% of FP17s for the same patient ID Re-attending between 3 & 9 months - Children	127	287	44.3%	48.4%	47.7%	58.3%
% of FP17s for the same patient ID Re-attending between 3 & 9 months - Adults	52	144	36.1%	38.1%	38.2%	50.3%
% of FP17s for Band 1 Urgent Courses	3	411	0.7%	10.1%	10.6%	9.1%
% of FP17s Relating to Free Repair or Replacements	0	411	0.0%	0.6%	0.6%	0.8%
% of FP17s Relating to Continuations	7	411	1.7%	0.9%	0.8%	1.0%
% of Patients satisfied with the dentistry they have received	0	0	N/A	90.1%	89.3%	91.5%
% of Patients satisfied with the time they had to wait for an appointment	0	0	N/A	86.9%	84.4%	87.9%

* This is based on patients treated on this contract for their most recent course of treatment. Figures in italics indicate the base number of FP17s or Patient Questionnaire responses are less than 100. N/A is shown where the base number of responses is less than 10 during the period. % is calculated as Quantity/Base number*100

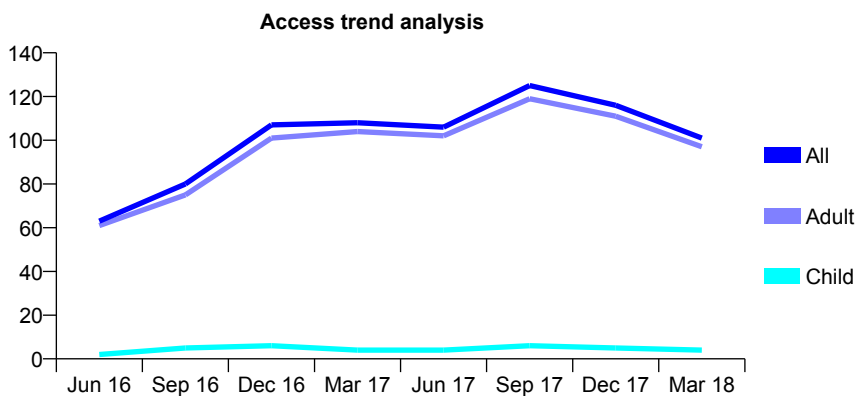
Q63 - Vital Signs At a Glance Contract Report for 739677/0004 - March 2018

Name or company name	MR LW MCARDLE
Contract type name	PDS Contract
Purpose of contract	General
Contract start date	01/06/2013
Contract end date	31/03/2018

17/18 Contracted general activity (UDA)	352
Carry forward general activity (UDA)	6
17/18 Contracted orthodontic activity (UOA)	0
Carry forward orthodontic activity (UOA)	0
Baseline contract value	£19,145.96

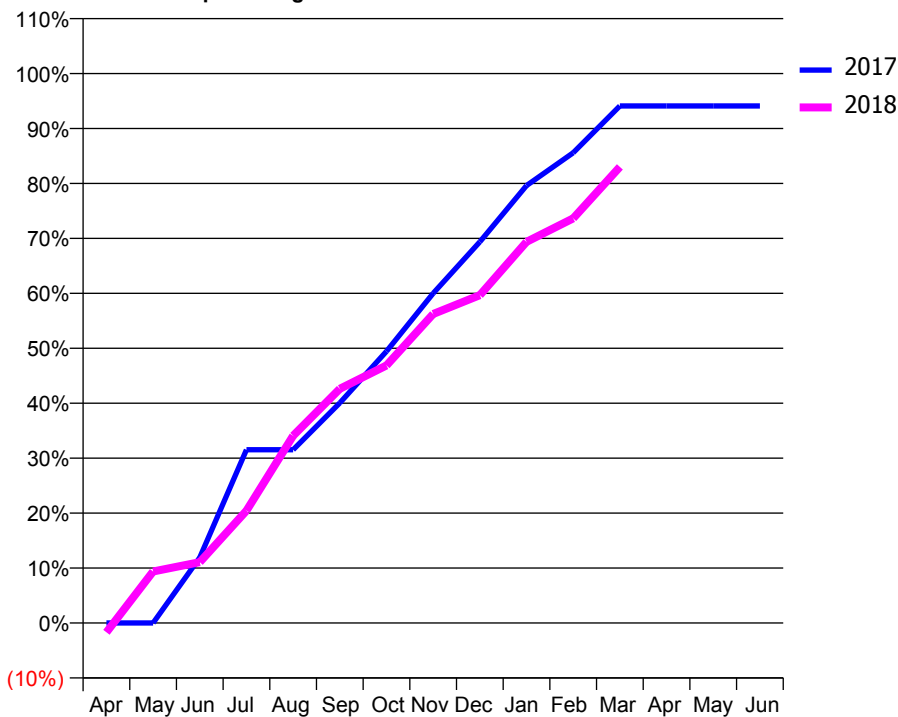
ACCESS*

Patients seen in 24 months	Total	Change since previous quarter
Quarter ending March 2017	108	
Quarter ending June 2017	106	↓
Quarter ending September 2017	125	↑
Quarter ending December 2017	116	↓
Quarter ending March 2018	101	↓
Variance since March 2017	(6.5%)	↓



ACTIVITY

Cumulative percentage of contracted UDA delivered 2017 & 2018



Month	Adjusted Scheduled Activity (UDA)	
	2017	2018
April	0	-6
May	0	33
June	42	39
July	111	72
August	111	120
September	141	150
October	174	165
November	211	198
December	244	210
January	280	244
February	301	259
March	331	292
April	331	
May	331	
June	331	

QUALITY

	Quantity	Base Number	Contract	AT	Region	England
% of FP17s for the same patient ID Re-attending within 3 months - Children	0	6	0.0%	10.1%	11.5%	11.9%
% of FP17s for the same patient ID Re-attending within 3 months - Adults	0	94	0.0%	15.5%	16.8%	16.0%
% of FP17s for the same patient ID Re-attending between 3 & 9 months - Children	0	6	0.0%	48.4%	47.7%	58.3%
% of FP17s for the same patient ID Re-attending between 3 & 9 months - Adults	0	94	0.0%	38.1%	38.2%	50.3%
% of FP17s for Band 1 Urgent Courses	1	100	1.0%	10.1%	10.6%	9.1%
% of FP17s Relating to Free Repair or Replacements	0	100	0.0%	0.6%	0.6%	0.8%
% of FP17s Relating to Continuations	0	100	0.0%	0.9%	0.8%	1.0%
% of Patients satisfied with the dentistry they have received	0	0	N/A	90.1%	89.3%	91.5%
% of Patients satisfied with the time they had to wait for an appointment	0	0	N/A	86.9%	84.4%	87.9%

* This is based on patients treated on this contract for their most recent course of treatment. Figures in italics indicate the base number of FP17s or Patient Questionnaire responses are less than 100. N/A is shown where the base number of responses is less than 10 during the period. % is calculated as Quantity/Base number*100

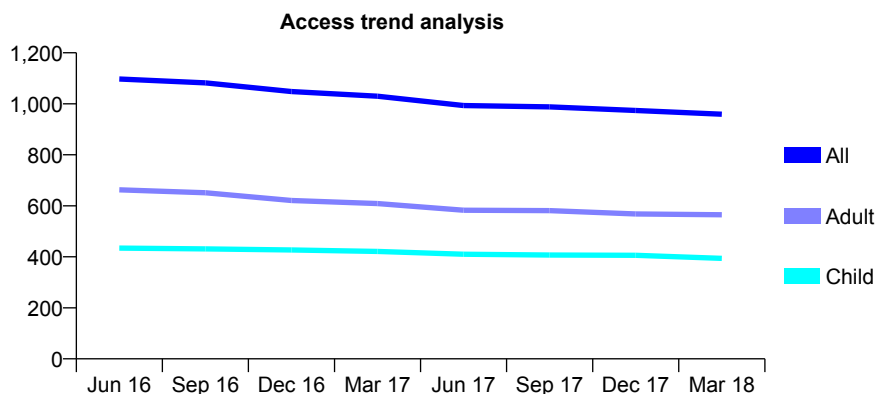
Q63 - Vital Signs At a Glance Contract Report for 739952/0001 - March 2018

Name or company name	MR JM CLARKE
Contract type name	GDS Contract
Purpose of contract	General
Contract start date	01/04/2006
Contract end date	

17/18 Contracted general activity (UDA)	3,136
Carry forward general activity (UDA)	0
17/18 Contracted orthodontic activity (UOA)	0
Carry forward orthodontic activity (UOA)	0
Baseline contract value	£83,474.14

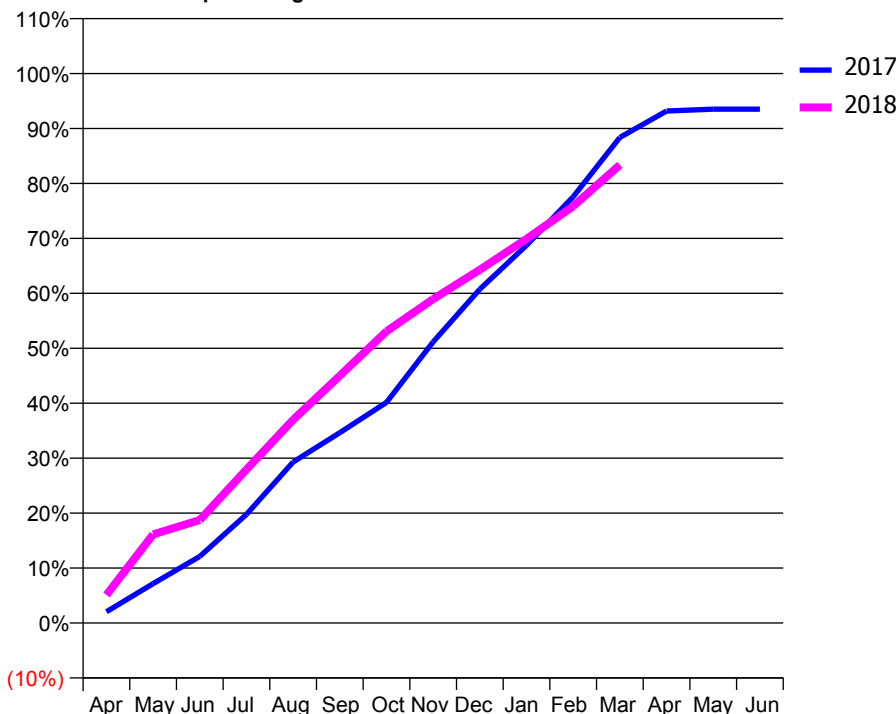
ACCESS*

Patients seen in 24 months	Total	Change since previous quarter
Quarter ending March 2017	1,030	
Quarter ending June 2017	993	↓
Quarter ending September 2017	988	→
Quarter ending December 2017	974	↓
Quarter ending March 2018	959	↓
Variance since March 2017	(6.9%)	↓



ACTIVITY

Cumulative percentage of contracted UDA delivered 2017 & 2018



Month	Adjusted Scheduled Activity (UDA)	
	2017	2018
April	64	160
May	225	506
June	380	588
July	620	877
August	919	1,160
September	1,086	1,412
October	1,259	1,665
November	1,605	1,849
December	1,905	2,016
January	2,156	2,192
February	2,433	2,378
March	2,771	2,615
April	2,922	
May	2,933	
June	2,933	

QUALITY

	Quantity	Base Number	Contract	AT	Region	England
% of FP17s for the same patient ID Re-attending within 3 months - Children	41	563	7.3%	10.1%	11.5%	11.9%
% of FP17s for the same patient ID Re-attending within 3 months - Adults	108	703	15.4%	15.5%	16.8%	16.0%
% of FP17s for the same patient ID Re-attending between 3 & 9 months - Children	320	563	56.8%	48.4%	47.7%	58.3%
% of FP17s for the same patient ID Re-attending between 3 & 9 months - Adults	398	703	56.6%	38.1%	38.2%	50.3%
% of FP17s for Band 1 Urgent Courses	49	1,217	4.0%	10.1%	10.6%	9.1%
% of FP17s Relating to Free Repair or Replacements	8	1,217	0.7%	0.6%	0.6%	0.8%
% of FP17s Relating to Continuations	5	1,217	0.4%	0.9%	0.8%	1.0%
% of Patients satisfied with the dentistry they have received	1	1	N/A	90.1%	89.3%	91.5%
% of Patients satisfied with the time they had to wait for an appointment	1	1	N/A	86.9%	84.4%	87.9%

* This is based on patients treated on this contract for their most recent course of treatment. Figures in italics indicate the base number of FP17s or Patient Questionnaire responses are less than 100. N/A is shown where the base number of responses is less than 10 during the period. % is calculated as Quantity/Base number*100

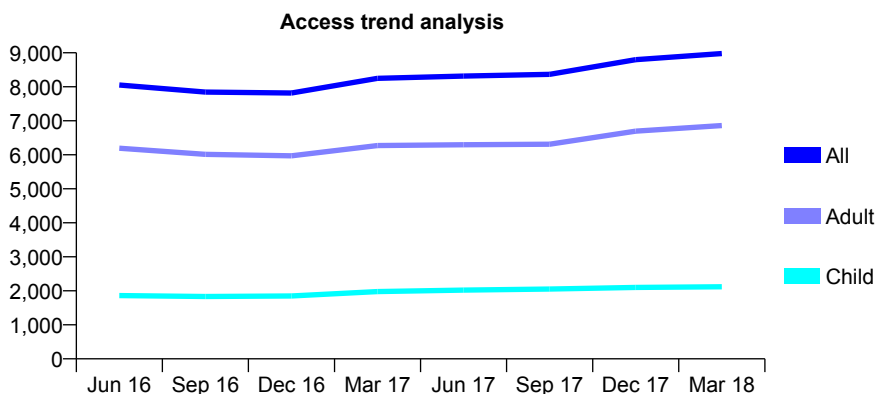
Q63 - Vital Signs At a Glance Contract Report for 740373/0001 - March 2018

Name or company name	MR J PATEL
Contract type name	Pilot Contract
Purpose of contract	General
Contract start date	01/04/2006
Contract end date	

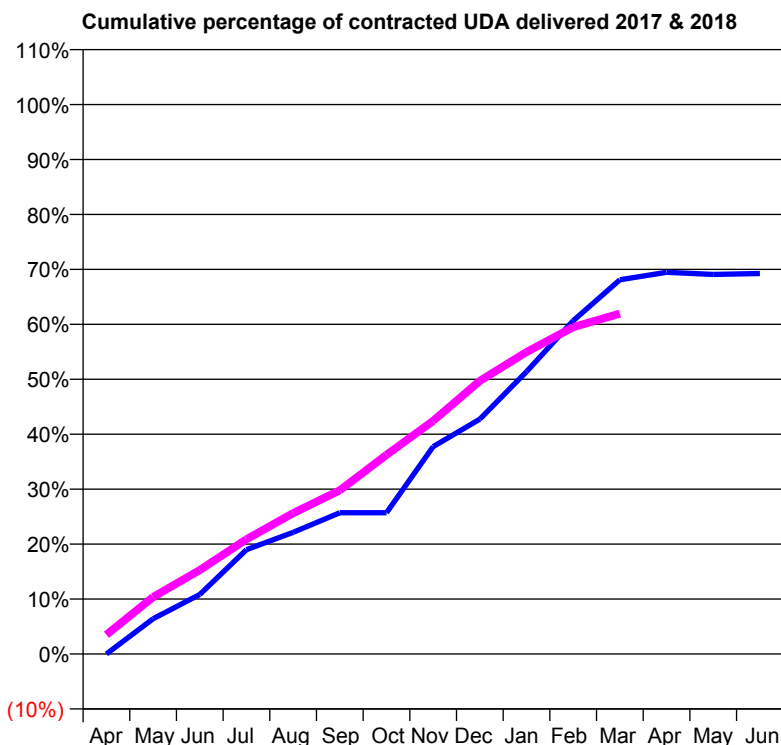
17/18 Contracted general activity (UDA)	32,742
Carry forward general activity (UDA)	0
17/18 Contracted orthodontic activity (UOA)	0
Carry forward orthodontic activity (UOA)	0
Baseline contract value	£1,096,912.32

ACCESS*

Patients seen in 24 months	Total	Change since previous quarter
Quarter ending March 2017	8,250	
Quarter ending June 2017	8,315	→
Quarter ending September 2017	8,366	→
Quarter ending December 2017	8,798	↑
Quarter ending March 2018	8,980	↑
Variance since March 2017	8.8%	↑



ACTIVITY



Month	Adjusted Scheduled Activity (UDA)	
	2017	2018
April	0	1,151
May	2,103	3,396
June	3,548	5,005
July	6,215	6,838
August	7,253	8,398
September	8,417	9,753
October	8,417	11,866
November	12,360	13,893
December	13,993	16,280
January	16,824	17,991
February	19,858	19,477
March	22,297	20,282
April	22,742	
May	22,615	
June	22,671	

QUALITY

	Quantity	Base Number	Contract	AT	Region	England
% of FP17s for the same patient ID Re-attending within 3 months - Children	104	2,113	4.9%	10.1%	11.5%	11.9%
% of FP17s for the same patient ID Re-attending within 3 months - Adults	613	6,247	9.8%	15.5%	16.8%	16.0%
% of FP17s for the same patient ID Re-attending between 3 & 9 months - Children	704	2,113	33.3%	48.4%	47.7%	58.3%
% of FP17s for the same patient ID Re-attending between 3 & 9 months - Adults	1,570	6,247	25.1%	38.1%	38.2%	50.3%
% of FP17s for Band 1 Urgent Courses	544	7,731	7.0%	10.1%	10.6%	9.1%
% of FP17s Relating to Free Repair or Replacements	9	7,731	0.1%	0.6%	0.6%	0.8%
% of FP17s Relating to Continuations	82	7,731	1.1%	0.9%	0.8%	1.0%
% of Patients satisfied with the dentistry they have received	2	2	N/A	90.1%	89.3%	91.5%
% of Patients satisfied with the time they had to wait for an appointment	2	2	N/A	86.9%	84.4%	87.9%

* This is based on patients treated on this contract for their most recent course of treatment. Figures in italics indicate the base number of FP17s or Patient Questionnaire responses are less than 100. N/A is shown where the base number of responses is less than 10 during the period. % is calculated as Quantity/Base number*100

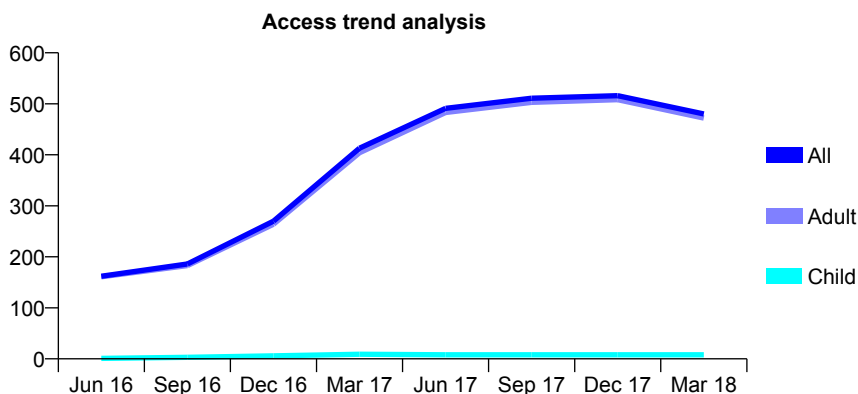
Q63 - Vital Signs At a Glance Contract Report for 740373/0002 - March 2018

Name or company name	MR J PATEL
Contract type name	PDS Contract
Purpose of contract	General
Contract start date	01/10/2007
Contract end date	31/03/2018

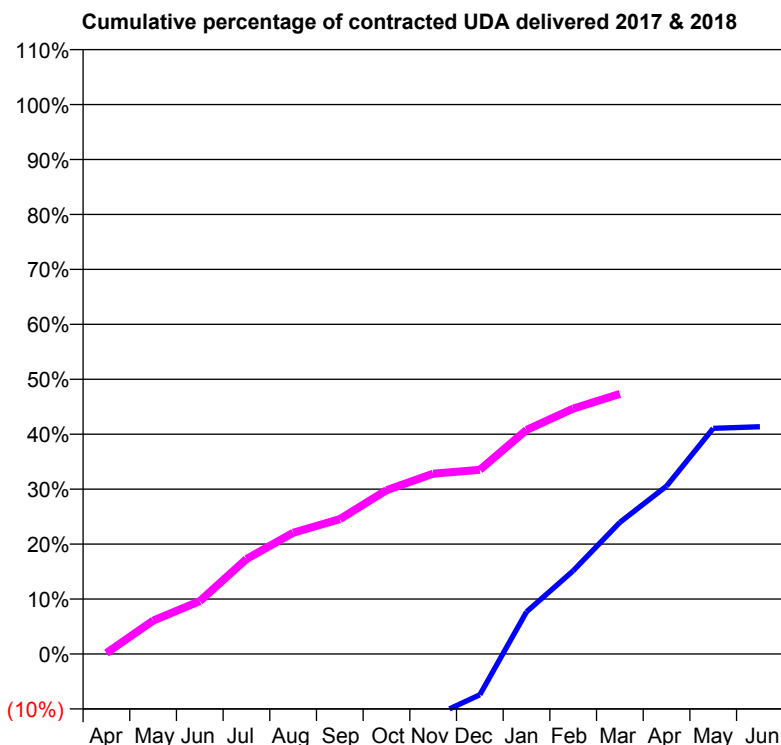
17/18 Contracted general activity (UDA)	1,695
Carry forward general activity (UDA)	0
17/18 Contracted orthodontic activity (UOA)	0
Carry forward orthodontic activity (UOA)	0
Baseline contract value	£78,965.85

ACCESS*

Patients seen in 24 months	Total	Change since previous quarter
Quarter ending March 2017	413	
Quarter ending June 2017	491	↑
Quarter ending September 2017	511	↑
Quarter ending December 2017	516	→
Quarter ending March 2018	480	↓
Variance since March 2017	16.2%	↑



ACTIVITY



Month	Adjusted Scheduled Activity (UDA)	
	2017	2018
April	-599	3
May	-564	103
June	-545	163
July	-510	293
August	-448	374
September	-369	416
October	-342	505
November	-193	556
December	-126	568
January	130	691
February	257	757
March	406	802
April	518	
May	696	
June	701	

QUALITY

	Quantity	Base Number	Contract	AT	Region	England
% of FP17s for the same patient ID Re-attending within 3 months - Children	0	3	0.0%	10.1%	11.5%	11.9%
% of FP17s for the same patient ID Re-attending within 3 months - Adults	5	369	1.4%	15.5%	16.8%	16.0%
% of FP17s for the same patient ID Re-attending between 3 & 9 months - Children	0	3	0.0%	48.4%	47.7%	58.3%
% of FP17s for the same patient ID Re-attending between 3 & 9 months - Adults	0	369	0.0%	38.1%	38.2%	50.3%
% of FP17s for Band 1 Urgent Courses	1	274	0.4%	10.1%	10.6%	9.1%
% of FP17s Relating to Free Repair or Replacements	1	274	0.4%	0.6%	0.6%	0.8%
% of FP17s Relating to Continuations	0	274	0.0%	0.9%	0.8%	1.0%
% of Patients satisfied with the dentistry they have received	0	0	N/A	90.1%	89.3%	91.5%
% of Patients satisfied with the time they had to wait for an appointment	0	0	N/A	86.9%	84.4%	87.9%

* This is based on patients treated on this contract for their most recent course of treatment. Figures in italics indicate the base number of FP17s or Patient Questionnaire responses are less than 100. N/A is shown where the base number of responses is less than 10 during the period. % is calculated as Quantity/Base number*100

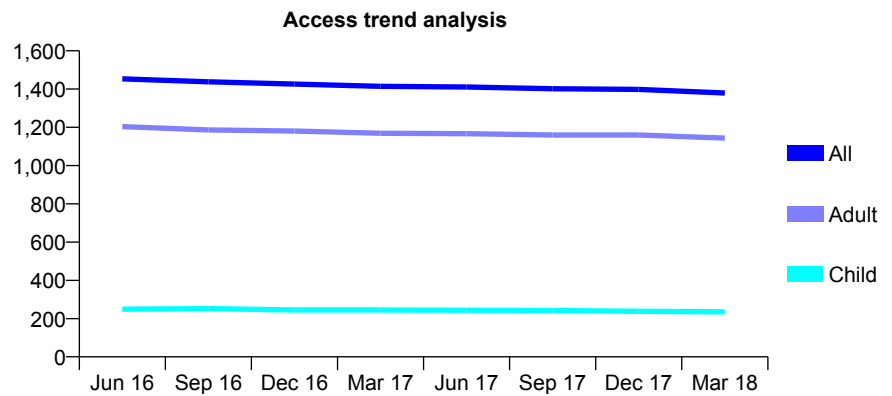
Q63 - Vital Signs At a Glance Contract Report for 740438/0001 - March 2018

Name or company name	MR K SINGH
Contract type name	GDS Contract
Purpose of contract	General
Contract start date	01/04/2006
Contract end date	

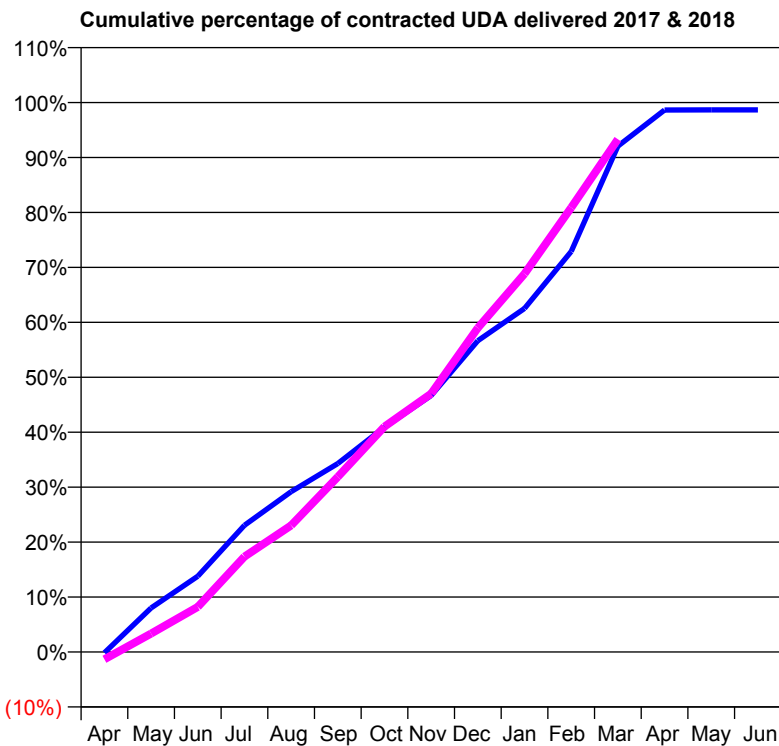
17/18 Contracted general activity (UDA)	7,307
Carry forward general activity (UDA)	98
17/18 Contracted orthodontic activity (UOA)	0
Carry forward orthodontic activity (UOA)	0
Baseline contract value	£181,015.37

ACCESS*

Patients seen in 24 months	Total	Change since previous quarter
Quarter ending March 2017	1,414	
Quarter ending June 2017	1,411	→
Quarter ending September 2017	1,402	→
Quarter ending December 2017	1,398	→
Quarter ending March 2018	1,379	↓
Variance since March 2017	(2.5%)	↓



ACTIVITY



Month	Adjusted Scheduled Activity (UDA)	
	2017	2018
April	-11	-98
May	585	246
June	1,008	600
July	1,686	1,269
August	2,132	1,683
September	2,506	2,330
October	2,990	2,998
November	3,411	3,435
December	4,139	4,309
January	4,569	5,029
February	5,326	5,910
March	6,726	6,820
April	7,206	
May	7,209	
June	7,209	

QUALITY

	Quantity	Base Number	Contract	AT	Region	England
% of FP17s for the same patient ID Re-attending within 3 months - Children	25	407	6.1%	10.1%	11.5%	11.9%
% of FP17s for the same patient ID Re-attending within 3 months - Adults	285	1,689	16.9%	15.5%	16.8%	16.0%
% of FP17s for the same patient ID Re-attending between 3 & 9 months - Children	314	407	77.1%	48.4%	47.7%	58.3%
% of FP17s for the same patient ID Re-attending between 3 & 9 months - Adults	676	1,689	40.0%	38.1%	38.2%	50.3%
% of FP17s for Band 1 Urgent Courses	138	1,996	6.9%	10.1%	10.6%	9.1%
% of FP17s Relating to Free Repair or Replacements	33	1,996	1.7%	0.6%	0.6%	0.8%
% of FP17s Relating to Continuations	90	1,996	4.5%	0.9%	0.8%	1.0%
% of Patients satisfied with the dentistry they have received	1	2	N/A	90.1%	89.3%	91.5%
% of Patients satisfied with the time they had to wait for an appointment	2	2	N/A	86.9%	84.4%	87.9%

* This is based on patients treated on this contract for their most recent course of treatment. Figures in italics indicate the base number of FP17s or Patient Questionnaire responses are less than 100. N/A is shown where the base number of responses is less than 10 during the period. % is calculated as Quantity/Base number*100

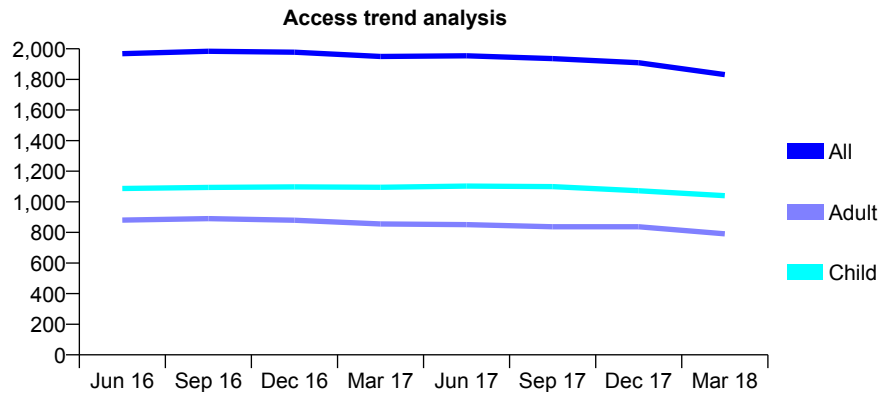
Q63 - Vital Signs At a Glance Contract Report for 741299/0002 - March 2018

Name or company name	MISS DH QUIGLEY
Contract type name	GDS Contract
Purpose of contract	General
Contract start date	01/04/2006
Contract end date	

17/18 Contracted general activity (UDA)	6,718
Carry forward general activity (UDA)	0
17/18 Contracted orthodontic activity (UOA)	0
Carry forward orthodontic activity (UOA)	0
Baseline contract value	£177,131.28

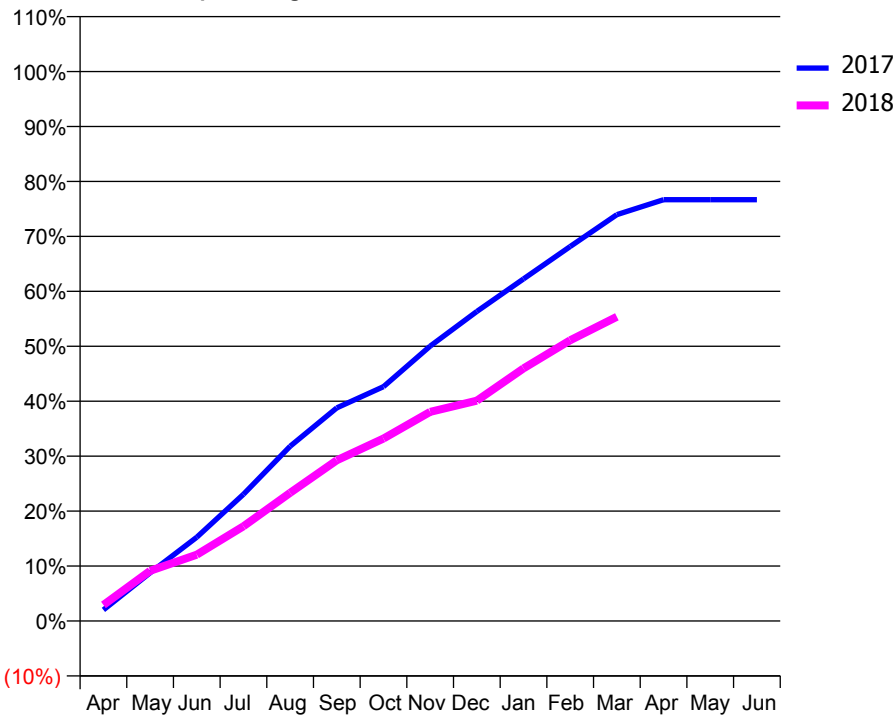
ACCESS*

Patients seen in 24 months	Total	Change since previous quarter
Quarter ending March 2017	1,950	
Quarter ending June 2017	1,954	→
Quarter ending September 2017	1,936	→
Quarter ending December 2017	1,909	↓
Quarter ending March 2018	1,831	↓
Variance since March 2017	(6.1%)	↓



ACTIVITY

Cumulative percentage of contracted UDA delivered 2017 & 2018



Month	Adjusted Scheduled Activity (UDA)	
	2017	2018
April	135	197
May	589	615
June	1,025	811
July	1,550	1,158
August	2,137	1,568
September	2,606	1,965
October	2,865	2,231
November	3,361	2,557
December	3,785	2,694
January	4,183	3,089
February	4,578	3,433
March	4,969	3,719
April	5,150	
May	5,150	
June	5,150	

QUALITY

	Quantity	Base Number	Contract	AT	Region	England
% of FP17s for the same patient ID Re-attending within 3 months - Children	134	1,306	10.3%	10.1%	11.5%	11.9%
% of FP17s for the same patient ID Re-attending within 3 months - Adults	156	823	19.0%	15.5%	16.8%	16.0%
% of FP17s for the same patient ID Re-attending between 3 & 9 months - Children	635	1,306	48.6%	48.4%	47.7%	58.3%
% of FP17s for the same patient ID Re-attending between 3 & 9 months - Adults	350	823	42.5%	38.1%	38.2%	50.3%
% of FP17s for Band 1 Urgent Courses	311	2,042	15.2%	10.1%	10.6%	9.1%
% of FP17s Relating to Free Repair or Replacements	1	2,042	0.0%	0.6%	0.6%	0.8%
% of FP17s Relating to Continuations	10	2,042	0.5%	0.9%	0.8%	1.0%
% of Patients satisfied with the dentistry they have received	1	1	N/A	90.1%	89.3%	91.5%
% of Patients satisfied with the time they had to wait for an appointment	0	1	N/A	86.9%	84.4%	87.9%

* This is based on patients treated on this contract for their most recent course of treatment. Figures in italics indicate the base number of FP17s or Patient Questionnaire responses are less than 100. N/A is shown where the base number of responses is less than 10 during the period. % is calculated as Quantity/Base number*100

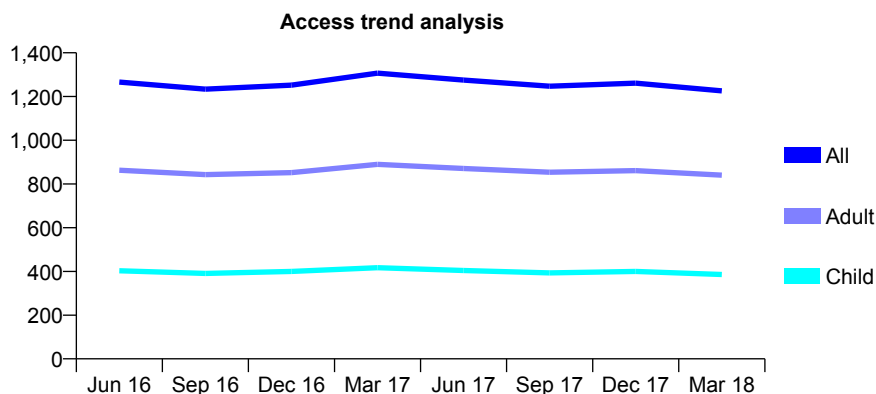
Q63 - Vital Signs At a Glance Contract Report for 742066/0001 - March 2018

Name or company name	MISS S GAJREE
Contract type name	GDS Contract
Purpose of contract	General
Contract start date	01/04/2006
Contract end date	

17/18 Contracted general activity (UDA)	4,621
Carry forward general activity (UDA)	-92
17/18 Contracted orthodontic activity (UOA)	0
Carry forward orthodontic activity (UOA)	0
Baseline contract value	£134,366.66

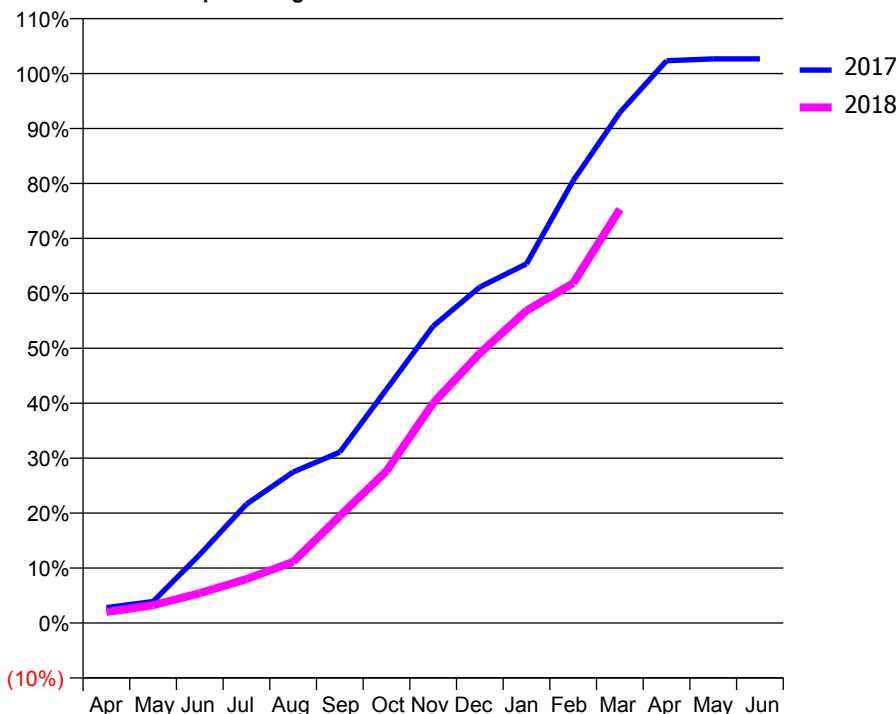
ACCESS*

Patients seen in 24 months	Total	Change since previous quarter
Quarter ending March 2017	1,307	
Quarter ending June 2017	1,275	↓
Quarter ending September 2017	1,247	↓
Quarter ending December 2017	1,261	→
Quarter ending March 2018	1,226	↓
Variance since March 2017	(6.2%)	↓



ACTIVITY

Cumulative percentage of contracted UDA delivered 2017 & 2018



Month	Adjusted Scheduled Activity (UDA)	
	2017	2018
April	130	92
May	181	150
June	576	251
July	999	369
August	1,270	514
September	1,437	900
October	1,965	1,277
November	2,497	1,850
December	2,825	2,268
January	3,021	2,627
February	3,720	2,858
March	4,294	3,480
April	4,728	
May	4,744	
June	4,744	

QUALITY

	Quantity	Base Number	Contract	AT	Region	England
% of FP17s for the same patient ID Re-attending within 3 months - Children	31	467	6.6%	10.1%	11.5%	11.9%
% of FP17s for the same patient ID Re-attending within 3 months - Adults	111	874	12.7%	15.5%	16.8%	16.0%
% of FP17s for the same patient ID Re-attending between 3 & 9 months - Children	217	467	46.5%	48.4%	47.7%	58.3%
% of FP17s for the same patient ID Re-attending between 3 & 9 months - Adults	363	874	41.5%	38.1%	38.2%	50.3%
% of FP17s for Band 1 Urgent Courses	161	1,208	13.3%	10.1%	10.6%	9.1%
% of FP17s Relating to Free Repair or Replacements	4	1,208	0.3%	0.6%	0.6%	0.8%
% of FP17s Relating to Continuations	2	1,208	0.2%	0.9%	0.8%	1.0%
% of Patients satisfied with the dentistry they have received	2	2	N/A	90.1%	89.3%	91.5%
% of Patients satisfied with the time they had to wait for an appointment	2	2	N/A	86.9%	84.4%	87.9%

* This is based on patients treated on this contract for their most recent course of treatment. Figures in italics indicate the base number of FP17s or Patient Questionnaire responses are less than 100. N/A is shown where the base number of responses is less than 10 during the period. % is calculated as Quantity/Base number*100

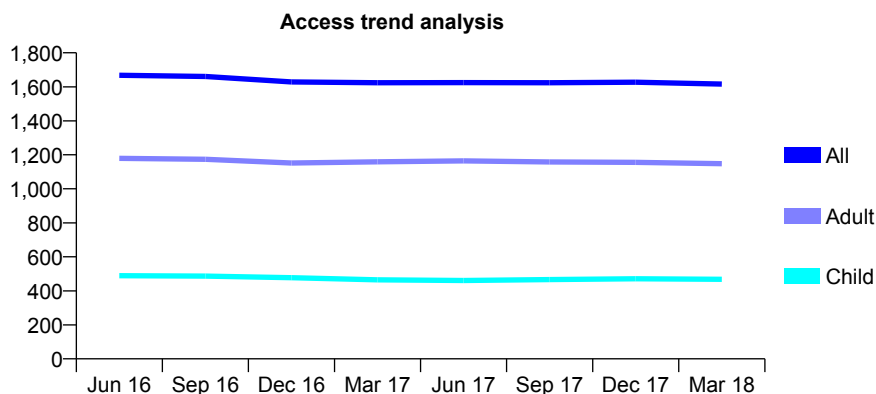
Q63 - Vital Signs At a Glance Contract Report for 745022/0001 - March 2018

Name or company name	MR NH DOUGLAS
Contract type name	GDS Contract
Purpose of contract	General
Contract start date	01/04/2006
Contract end date	

17/18 Contracted general activity (UDA)	5,200
Carry forward general activity (UDA)	-16
17/18 Contracted orthodontic activity (UOA)	0
Carry forward orthodontic activity (UOA)	0
Baseline contract value	£122,244.84

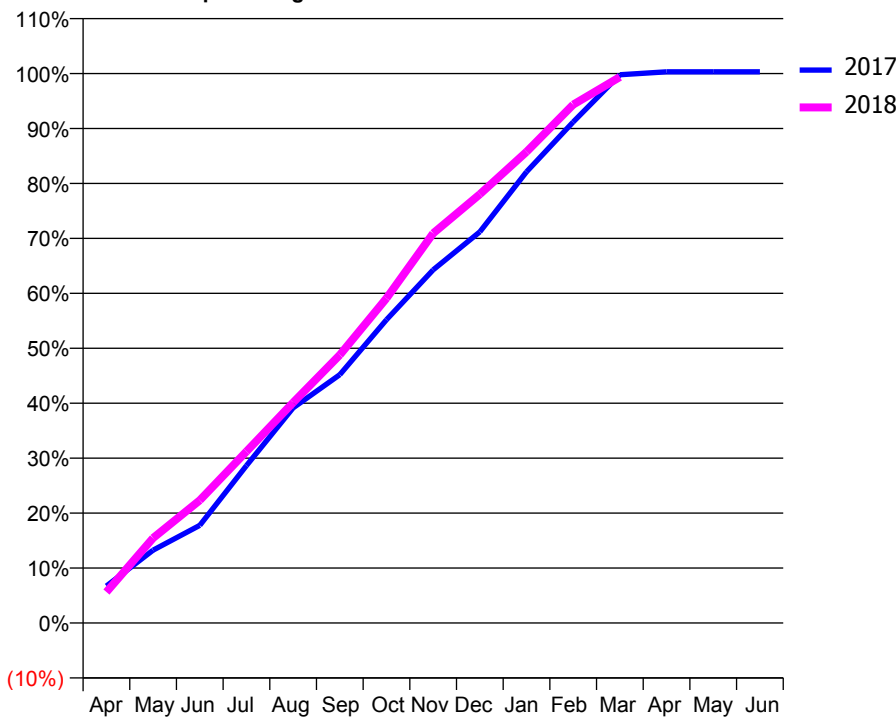
ACCESS*

Patients seen in 24 months	Total	Change since previous quarter
Quarter ending March 2017	1,624	
Quarter ending June 2017	1,625	→
Quarter ending September 2017	1,624	→
Quarter ending December 2017	1,627	→
Quarter ending March 2018	1,616	→
Variance since March 2017	(0.5%)	→



ACTIVITY

Cumulative percentage of contracted UDA delivered 2017 & 2018



Month	Adjusted Scheduled Activity (UDA)	
	2017	2018
April	350	293
May	690	804
June	925	1,161
July	1,490	1,623
August	2,036	2,087
September	2,350	2,537
October	2,870	3,074
November	3,342	3,688
December	3,701	4,058
January	4,270	4,459
February	4,742	4,906
March	5,189	5,166
April	5,216	
May	5,216	
June	5,216	

QUALITY

	Quantity	Base Number	Contract	AT	Region	England
% of FP17s for the same patient ID Re-attending within 3 months - Children	35	642	5.5%	10.1%	11.5%	11.9%
% of FP17s for the same patient ID Re-attending within 3 months - Adults	326	1,588	20.5%	15.5%	16.8%	16.0%
% of FP17s for the same patient ID Re-attending between 3 & 9 months - Children	346	642	53.9%	48.4%	47.7%	58.3%
% of FP17s for the same patient ID Re-attending between 3 & 9 months - Adults	784	1,588	49.4%	38.1%	38.2%	50.3%
% of FP17s for Band 1 Urgent Courses	181	2,209	8.2%	10.1%	10.6%	9.1%
% of FP17s Relating to Free Repair or Replacements	19	2,209	0.9%	0.6%	0.6%	0.8%
% of FP17s Relating to Continuations	90	2,209	4.1%	0.9%	0.8%	1.0%
% of Patients satisfied with the dentistry they have received	2	2	N/A	90.1%	89.3%	91.5%
% of Patients satisfied with the time they had to wait for an appointment	2	2	N/A	86.9%	84.4%	87.9%

* This is based on patients treated on this contract for their most recent course of treatment. Figures in italics indicate the base number of FP17s or Patient Questionnaire responses are less than 100. N/A is shown where the base number of responses is less than 10 during the period. % is calculated as Quantity/Base number*100

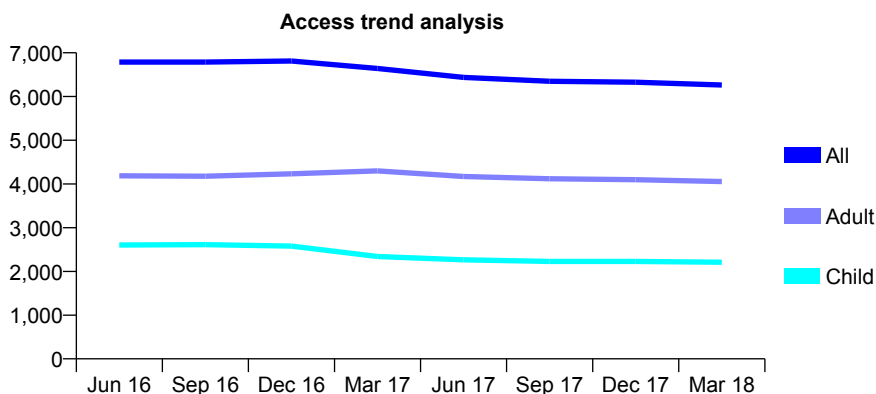
Q63 - Vital Signs At a Glance Contract Report for 746584/0001 - March 2018

Name or company name	MR N KARIA
Contract type name	GDS Contract
Purpose of contract	General
Contract start date	01/04/2006
Contract end date	

17/18 Contracted general activity (UDA)	16,350
Carry forward general activity (UDA)	-171
17/18 Contracted orthodontic activity (UOA)	0
Carry forward orthodontic activity (UOA)	0
Baseline contract value	£473,024.69

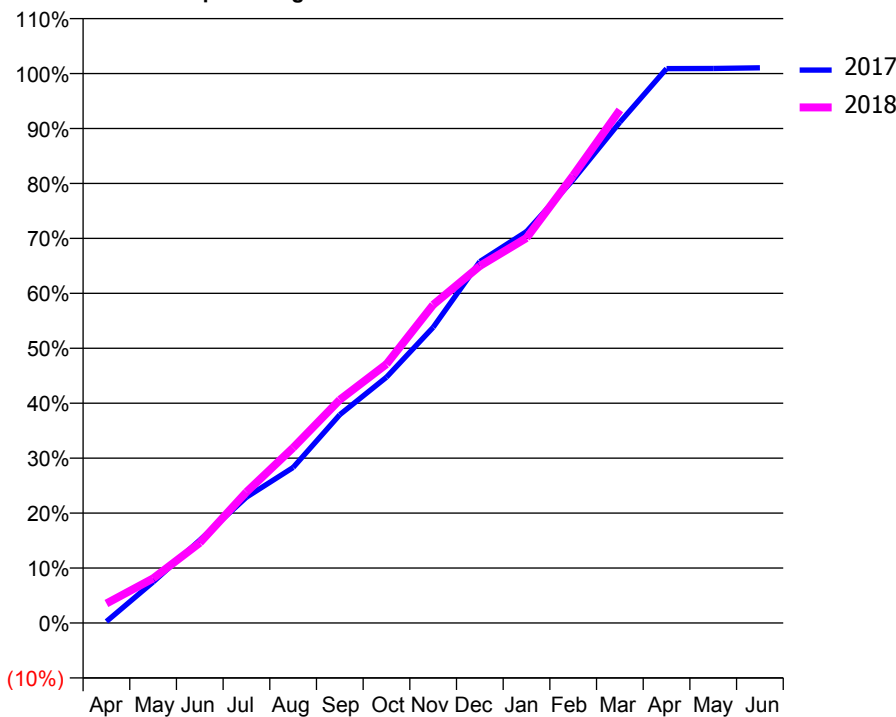
ACCESS*

Patients seen in 24 months	Total	Change since previous quarter
Quarter ending March 2017	6,642	
Quarter ending June 2017	6,437	↓
Quarter ending September 2017	6,348	↓
Quarter ending December 2017	6,328	→
Quarter ending March 2018	6,264	↓
Variance since March 2017	(5.7%)	↓



ACTIVITY

Cumulative percentage of contracted UDA delivered 2017 & 2018



Month	Adjusted Scheduled Activity (UDA)	
	2017	2018
April	47	583
May	1,220	1,326
June	2,465	2,385
July	3,745	3,899
August	4,629	5,217
September	6,199	6,644
October	7,313	7,703
November	8,800	9,468
December	10,756	10,622
January	11,645	11,458
February	13,192	13,317
March	14,900	15,266
April	16,494	
May	16,501	
June	16,521	

QUALITY

	Quantity	Base Number	Contract	AT	Region	England
% of FP17s for the same patient ID Re-attending within 3 months - Children	188	2,426	7.7%	10.1%	11.5%	11.9%
% of FP17s for the same patient ID Re-attending within 3 months - Adults	913	4,587	19.9%	15.5%	16.8%	16.0%
% of FP17s for the same patient ID Re-attending between 3 & 9 months - Children	910	2,426	37.5%	48.4%	47.7%	58.3%
% of FP17s for the same patient ID Re-attending between 3 & 9 months - Adults	1,644	4,587	35.8%	38.1%	38.2%	50.3%
% of FP17s for Band 1 Urgent Courses	867	5,986	14.5%	10.1%	10.6%	9.1%
% of FP17s Relating to Free Repair or Replacements	5	5,986	0.1%	0.6%	0.6%	0.8%
% of FP17s Relating to Continuations	63	5,986	1.1%	0.9%	0.8%	1.0%
% of Patients satisfied with the dentistry they have received	4	4	N/A	90.1%	89.3%	91.5%
% of Patients satisfied with the time they had to wait for an appointment	4	4	N/A	86.9%	84.4%	87.9%

* This is based on patients treated on this contract for their most recent course of treatment. Figures in italics indicate the base number of FP17s or Patient Questionnaire responses are less than 100. N/A is shown where the base number of responses is less than 10 during the period. % is calculated as Quantity/Base number*100

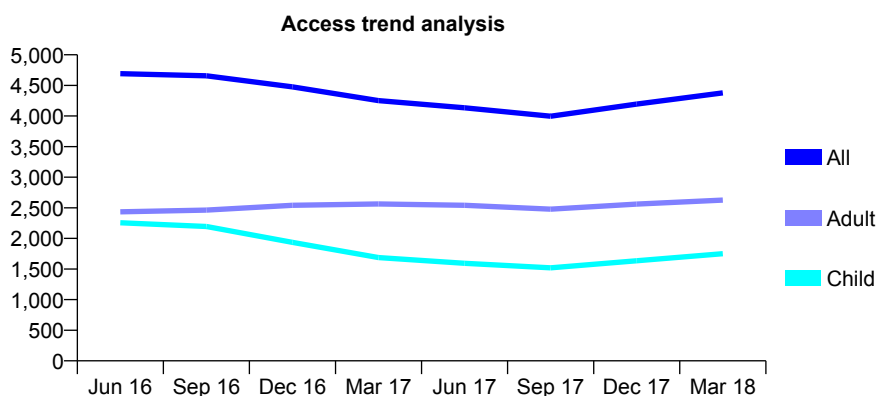
Q63 - Vital Signs At a Glance Contract Report for 746584/0004 - March 2018

Name or company name	MR N KARIA
Contract type name	GDS Contract
Purpose of contract	General
Contract start date	01/04/2006
Contract end date	

17/18 Contracted general activity (UDA)	11,787
Carry forward general activity (UDA)	171
17/18 Contracted orthodontic activity (UOA)	0
Carry forward orthodontic activity (UOA)	0
Baseline contract value	£305,784.67

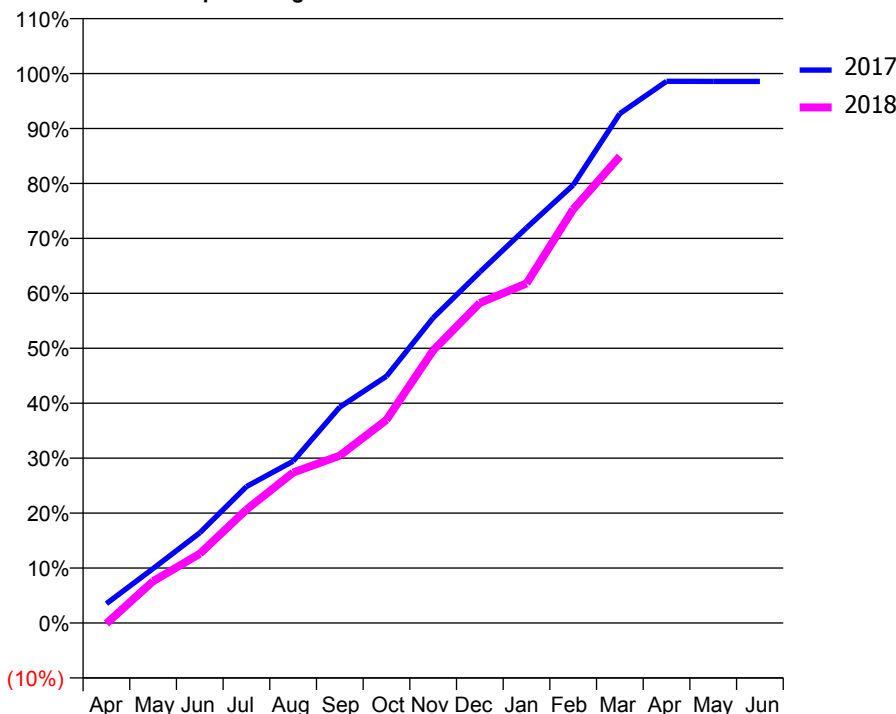
ACCESS*

Patients seen in 24 months	Total	Change since previous quarter
Quarter ending March 2017	4,252	
Quarter ending June 2017	4,135	↓
Quarter ending September 2017	3,997	↓
Quarter ending December 2017	4,195	↑
Quarter ending March 2018	4,377	↑
Variance since March 2017	2.9%	↑



ACTIVITY

Cumulative percentage of contracted UDA delivered 2017 & 2018



Month	Adjusted Scheduled Activity (UDA)	
	2017	2018
April	417	-12
May	1,168	898
June	1,935	1,487
July	2,929	2,432
August	3,471	3,227
September	4,633	3,590
October	5,293	4,357
November	6,547	5,847
December	7,528	6,867
January	8,478	7,285
February	9,395	8,874
March	10,929	10,009
April	11,619	
May	11,616	
June	11,616	

QUALITY

	Quantity	Base Number	Contract	AT	Region	England
% of FP17s for the same patient ID Re-attending within 3 months - Children	146	2,231	6.5%	10.1%	11.5%	11.9%
% of FP17s for the same patient ID Re-attending within 3 months - Adults	549	3,306	16.6%	15.5%	16.8%	16.0%
% of FP17s for the same patient ID Re-attending between 3 & 9 months - Children	1,114	2,231	49.9%	48.4%	47.7%	58.3%
% of FP17s for the same patient ID Re-attending between 3 & 9 months - Adults	1,709	3,306	51.7%	38.1%	38.2%	50.3%
% of FP17s for Band 1 Urgent Courses	637	5,259	12.1%	10.1%	10.6%	9.1%
% of FP17s Relating to Free Repair or Replacements	6	5,259	0.1%	0.6%	0.6%	0.8%
% of FP17s Relating to Continuations	46	5,259	0.9%	0.9%	0.8%	1.0%
% of Patients satisfied with the dentistry they have received	0	0	N/A	90.1%	89.3%	91.5%
% of Patients satisfied with the time they had to wait for an appointment	0	0	N/A	86.9%	84.4%	87.9%

* This is based on patients treated on this contract for their most recent course of treatment. Figures in italics indicate the base number of FP17s or Patient Questionnaire responses are less than 100. N/A is shown where the base number of responses is less than 10 during the period. % is calculated as Quantity/Base number*100

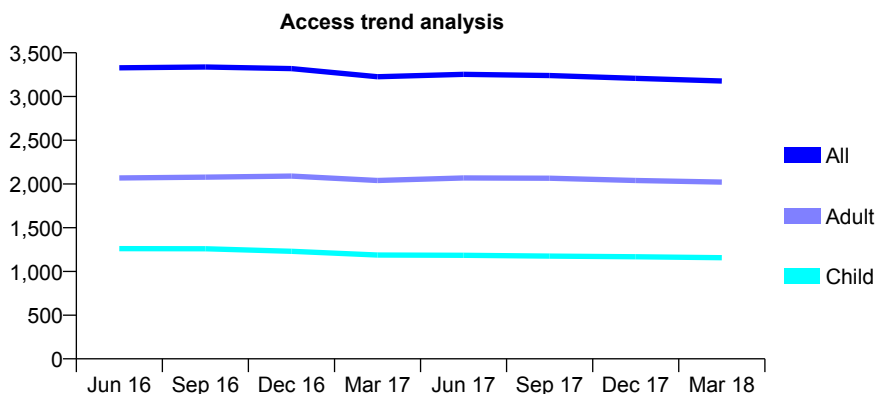
Q63 - Vital Signs At a Glance Contract Report for 748587/0001 - March 2018

Name or company name	MISS KD MCLAREN
Contract type name	GDS Contract
Purpose of contract	General
Contract start date	01/04/2006
Contract end date	

17/18 Contracted general activity (UDA)	5,992
Carry forward general activity (UDA)	-120
17/18 Contracted orthodontic activity (UOA)	0
Carry forward orthodontic activity (UOA)	0
Baseline contract value	£137,621.74

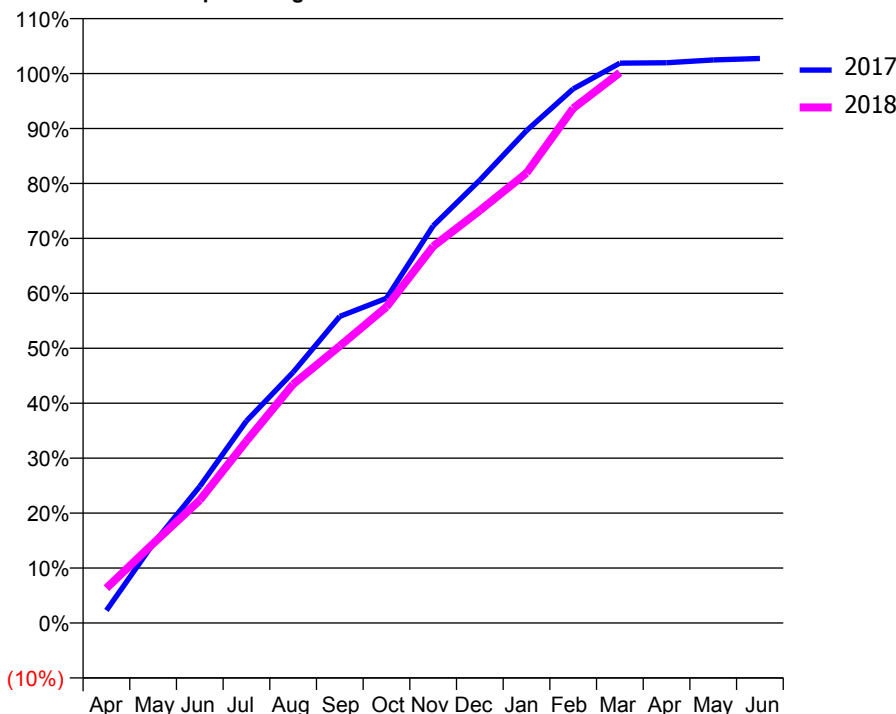
ACCESS*

Patients seen in 24 months	Total	Change since previous quarter
Quarter ending March 2017	3,226	
Quarter ending June 2017	3,253	→
Quarter ending September 2017	3,240	→
Quarter ending December 2017	3,208	→
Quarter ending March 2018	3,177	→
Variance since March 2017	(1.5%)	↓



ACTIVITY

Cumulative percentage of contracted UDA delivered 2017 & 2018



Month	Adjusted Scheduled Activity (UDA)	
	2017	2018
April	138	380
May	863	866
June	1,490	1,340
July	2,203	1,984
August	2,734	2,603
September	3,343	3,020
October	3,542	3,447
November	4,332	4,107
December	4,829	4,499
January	5,370	4,907
February	5,824	5,612
March	6,105	6,002
April	6,109	
May	6,140	
June	6,156	

QUALITY

	Quantity	Base Number	Contract	AT	Region	England
% of FP17s for the same patient ID Re-attending within 3 months - Children	66	1,606	4.1%	10.1%	11.5%	11.9%
% of FP17s for the same patient ID Re-attending within 3 months - Adults	167	1,925	8.7%	15.5%	16.8%	16.0%
% of FP17s for the same patient ID Re-attending between 3 & 9 months - Children	895	1,606	55.7%	48.4%	47.7%	58.3%
% of FP17s for the same patient ID Re-attending between 3 & 9 months - Adults	596	1,925	31.0%	38.1%	38.2%	50.3%
% of FP17s for Band 1 Urgent Courses	221	3,498	6.3%	10.1%	10.6%	9.1%
% of FP17s Relating to Free Repair or Replacements	20	3,498	0.6%	0.6%	0.6%	0.8%
% of FP17s Relating to Continuations	8	3,498	0.2%	0.9%	0.8%	1.0%
% of Patients satisfied with the dentistry they have received	1	1	N/A	90.1%	89.3%	91.5%
% of Patients satisfied with the time they had to wait for an appointment	0	1	N/A	86.9%	84.4%	87.9%

* This is based on patients treated on this contract for their most recent course of treatment. Figures in italics indicate the base number of FP17s or Patient Questionnaire responses are less than 100. N/A is shown where the base number of responses is less than 10 during the period. % is calculated as Quantity/Base number*100

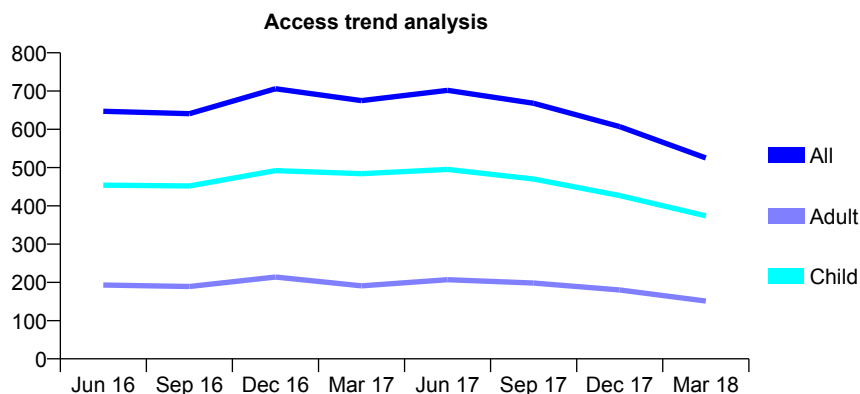
Q63 - Vital Signs At a Glance Contract Report for 750263/0001 - March 2018

Name or company name	MISS B THURAI SUNDARAM
Contract type name	GDS Contract
Purpose of contract	General
Contract start date	01/04/2006
Contract end date	

17/18 Contracted general activity (UDA)	2,000
Carry forward general activity (UDA)	-40
17/18 Contracted orthodontic activity (UOA)	0
Carry forward orthodontic activity (UOA)	0
Baseline contract value	£52,066.40

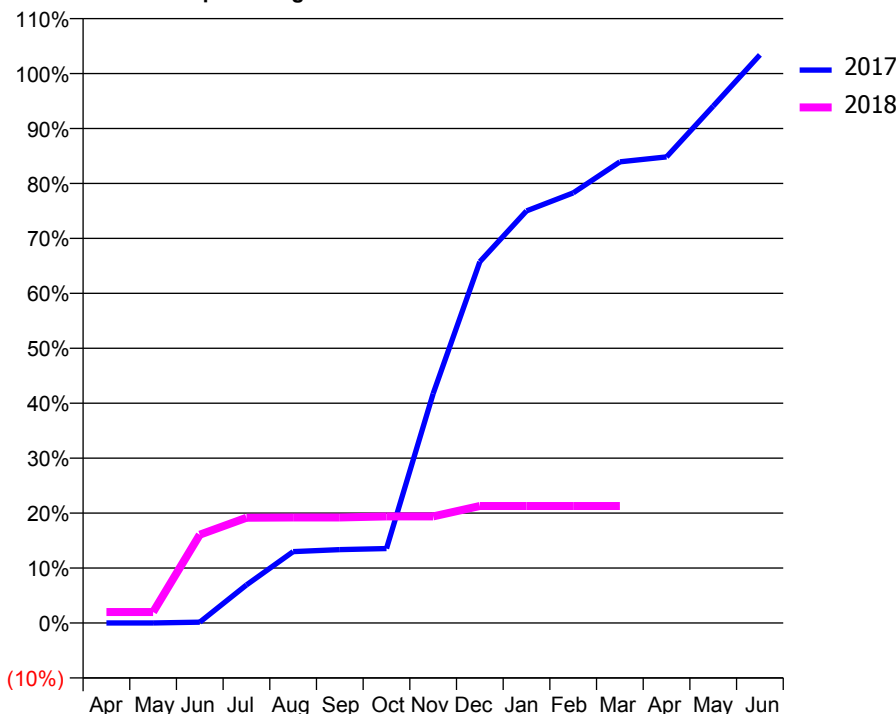
ACCESS*

Patients seen in 24 months	Total	Change since previous quarter
Quarter ending March 2017	675	
Quarter ending June 2017	702	↑
Quarter ending September 2017	668	↓
Quarter ending December 2017	607	↓
Quarter ending March 2018	525	↓
Variance since March 2017	(22.2%)	↓



ACTIVITY

Cumulative percentage of contracted UDA delivered 2017 & 2018



Month	Adjusted Scheduled Activity (UDA)	
	2017	2018
April	0	40
May	0	40
June	3	321
July	138	383
August	260	384
September	267	384
October	271	388
November	835	388
December	1,315	426
January	1,500	426
February	1,566	426
March	1,679	426
April	1,697	
May	1,882	
June	2,068	

QUALITY

	Quantity	Base Number	Contract	AT	Region	England
% of FP17s for the same patient ID Re-attending within 3 months - Children	25	215	11.6%	10.1%	11.5%	11.9%
% of FP17s for the same patient ID Re-attending within 3 months - Adults	8	58	13.8%	15.5%	16.8%	16.0%
% of FP17s for the same patient ID Re-attending between 3 & 9 months - Children	116	215	54.0%	48.4%	47.7%	58.3%
% of FP17s for the same patient ID Re-attending between 3 & 9 months - Adults	24	58	41.4%	38.1%	38.2%	50.3%
% of FP17s for Band 1 Urgent Courses	19	168	11.3%	10.1%	10.6%	9.1%
% of FP17s Relating to Free Repair or Replacements	0	168	0.0%	0.6%	0.6%	0.8%
% of FP17s Relating to Continuations	0	168	0.0%	0.9%	0.8%	1.0%
% of Patients satisfied with the dentistry they have received	0	0	N/A	90.1%	89.3%	91.5%
% of Patients satisfied with the time they had to wait for an appointment	0	0	N/A	86.9%	84.4%	87.9%

* This is based on patients treated on this contract for their most recent course of treatment. Figures in italics indicate the base number of FP17s or Patient Questionnaire responses are less than 100. N/A is shown where the base number of responses is less than 10 during the period. % is calculated as Quantity/Base number*100

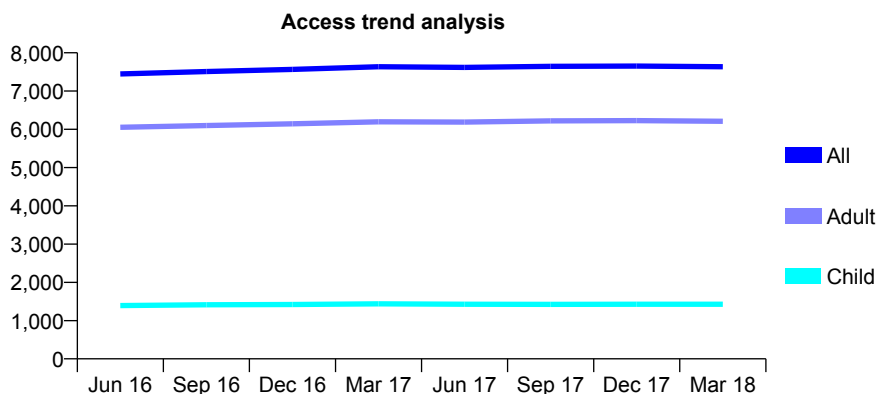
Q63 - Vital Signs At a Glance Contract Report for 752304/0002 - March 2018

Name or company name	MR MS DARR
Contract type name	GDS Contract
Purpose of contract	General
Contract start date	01/01/2007
Contract end date	

17/18 Contracted general activity (UDA)	21,659
Carry forward general activity (UDA)	226
17/18 Contracted orthodontic activity (UOA)	0
Carry forward orthodontic activity (UOA)	0
Baseline contract value	£564,083.20

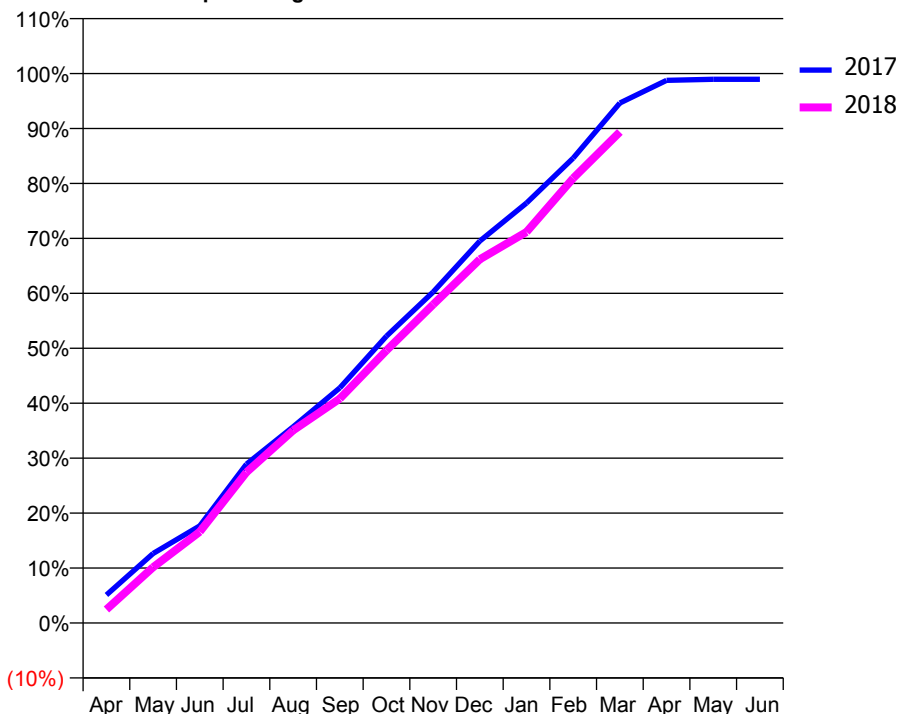
ACCESS*

Patients seen in 24 months	Total	Change since previous quarter
Quarter ending March 2017	7,635	
Quarter ending June 2017	7,618	→
Quarter ending September 2017	7,645	→
Quarter ending December 2017	7,652	→
Quarter ending March 2018	7,637	→
Variance since March 2017	0.0%	→



ACTIVITY

Cumulative percentage of contracted UDA delivered 2017 & 2018



Adjusted Scheduled Activity (UDA)

Month	2017	2018
April	1,104	532
May	2,740	2,202
June	3,828	3,598
July	6,261	5,942
August	7,734	7,591
September	9,267	8,842
October	11,306	10,745
November	13,049	12,554
December	15,054	14,337
January	16,556	15,414
February	18,323	17,531
March	20,498	19,353
April	21,391	
May	21,430	
June	21,433	

QUALITY

	Quantity	Base Number	Contract	AT	Region	England
% of FP17s for the same patient ID Re-attending within 3 months - Children	134	1,901	7.0%	10.1%	11.5%	11.9%
% of FP17s for the same patient ID Re-attending within 3 months - Adults	1,017	8,020	12.7%	15.5%	16.8%	16.0%
% of FP17s for the same patient ID Re-attending between 3 & 9 months - Children	659	1,901	34.7%	48.4%	47.7%	58.3%
% of FP17s for the same patient ID Re-attending between 3 & 9 months - Adults	3,141	8,020	39.2%	38.1%	38.2%	50.3%
% of FP17s for Band 1 Urgent Courses	720	9,554	7.5%	10.1%	10.6%	9.1%
% of FP17s Relating to Free Repair or Replacements	120	9,554	1.3%	0.6%	0.6%	0.8%
% of FP17s Relating to Continuations	88	9,554	0.9%	0.9%	0.8%	1.0%
% of Patients satisfied with the dentistry they have received	6	7	N/A	90.1%	89.3%	91.5%
% of Patients satisfied with the time they had to wait for an appointment	6	7	N/A	86.9%	84.4%	87.9%

* This is based on patients treated on this contract for their most recent course of treatment. Figures in italics indicate the base number of FP17s or Patient Questionnaire responses are less than 100. N/A is shown where the base number of responses is less than 10 during the period. % is calculated as Quantity/Base number*100

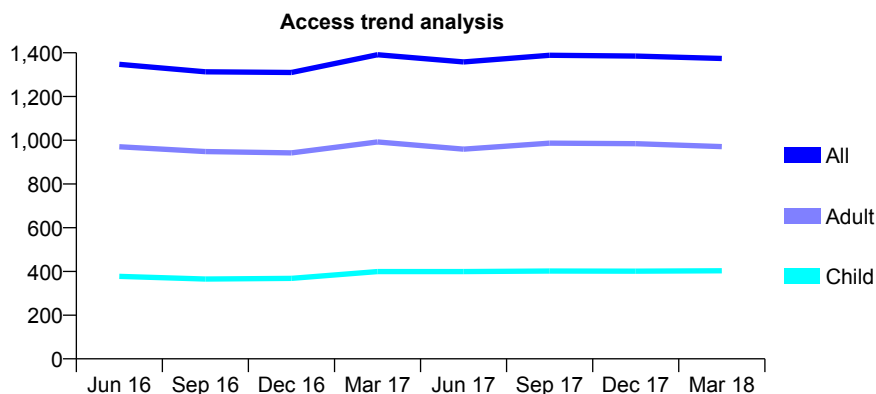
Q63 - Vital Signs At a Glance Contract Report for 753610/0002 - March 2018

Name or company name	MRS MC HASOON
Contract type name	GDS Contract
Purpose of contract	General
Contract start date	09/03/2007
Contract end date	

17/18 Contracted general activity (UDA)	3,482
Carry forward general activity (UDA)	-45
17/18 Contracted orthodontic activity (UOA)	0
Carry forward orthodontic activity (UOA)	0
Baseline contract value	£90,781.10

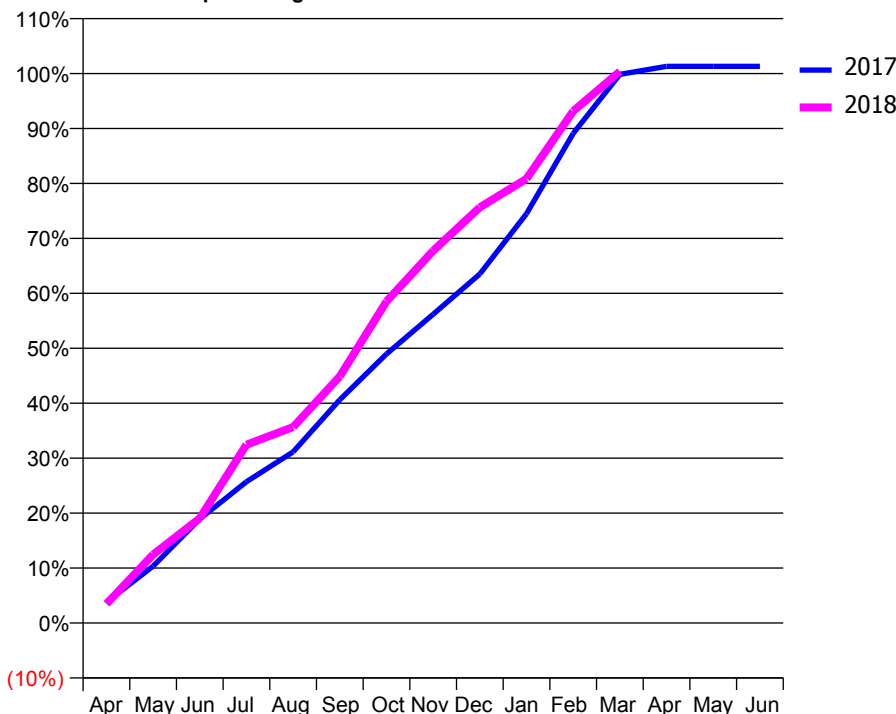
ACCESS*

Patients seen in 24 months	Total	Change since previous quarter
Quarter ending March 2017	1,391	
Quarter ending June 2017	1,358	↓
Quarter ending September 2017	1,389	↑
Quarter ending December 2017	1,385	→
Quarter ending March 2018	1,374	→
Variance since March 2017	(1.2%)	↓



ACTIVITY

Cumulative percentage of contracted UDA delivered 2017 & 2018



Month	Adjusted Scheduled Activity (UDA)	
	2017	2018
April	132	121
May	360	434
June	660	664
July	895	1,130
August	1,085	1,242
September	1,415	1,562
October	1,705	2,038
November	1,957	2,359
December	2,212	2,634
January	2,594	2,815
February	3,103	3,244
March	3,476	3,496
April	3,527	
May	3,527	
June	3,527	

QUALITY

	Quantity	Base Number	Contract	AT	Region	England
% of FP17s for the same patient ID Re-attending within 3 months - Children	18	411	4.4%	10.1%	11.5%	11.9%
% of FP17s for the same patient ID Re-attending within 3 months - Adults	72	933	7.7%	15.5%	16.8%	16.0%
% of FP17s for the same patient ID Re-attending between 3 & 9 months - Children	142	411	34.5%	48.4%	47.7%	58.3%
% of FP17s for the same patient ID Re-attending between 3 & 9 months - Adults	223	933	23.9%	38.1%	38.2%	50.3%
% of FP17s for Band 1 Urgent Courses	93	1,330	7.0%	10.1%	10.6%	9.1%
% of FP17s Relating to Free Repair or Replacements	11	1,330	0.8%	0.6%	0.6%	0.8%
% of FP17s Relating to Continuations	3	1,330	0.2%	0.9%	0.8%	1.0%
% of Patients satisfied with the dentistry they have received	3	3	N/A	90.1%	89.3%	91.5%
% of Patients satisfied with the time they had to wait for an appointment	3	3	N/A	86.9%	84.4%	87.9%

* This is based on patients treated on this contract for their most recent course of treatment. Figures in italics indicate the base number of FP17s or Patient Questionnaire responses are less than 100. N/A is shown where the base number of responses is less than 10 during the period. % is calculated as Quantity/Base number*100

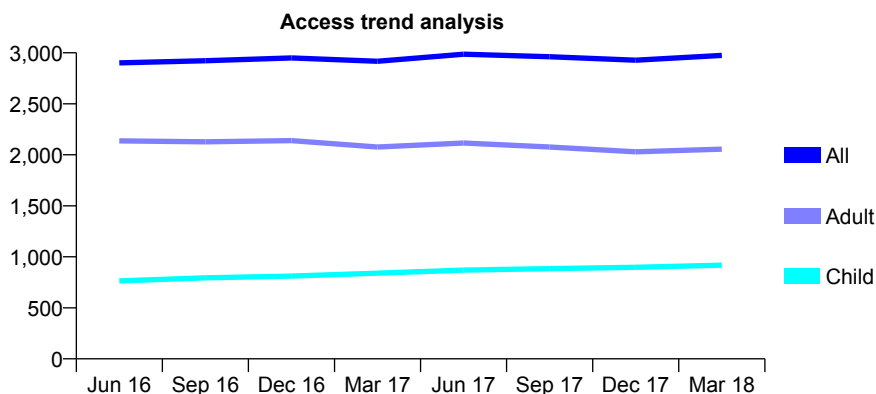
Q63 - Vital Signs At a Glance Contract Report for 753610/0003 - March 2018

Name or company name	MRS MC HASOON
Contract type name	GDS Contract
Purpose of contract	General
Contract start date	09/01/2013
Contract end date	

17/18 Contracted general activity (UDA)	7,224
Carry forward general activity (UDA)	-94
17/18 Contracted orthodontic activity (UOA)	0
Carry forward orthodontic activity (UOA)	0
Baseline contract value	£185,739.84

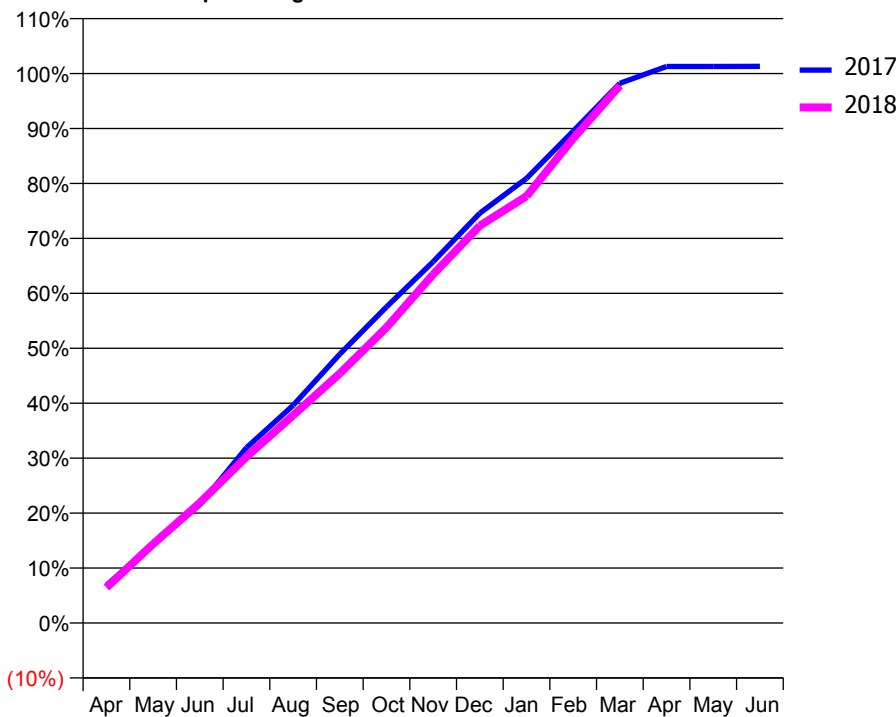
ACCESS*

Patients seen in 24 months	Total	Change since previous quarter
Quarter ending March 2017	2,917	
Quarter ending June 2017	2,986	↑
Quarter ending September 2017	2,961	→
Quarter ending December 2017	2,927	↓
Quarter ending March 2018	2,974	→
Variance since March 2017	2.0%	→



ACTIVITY

Cumulative percentage of contracted UDA delivered 2017 & 2018



Month	Adjusted Scheduled Activity (UDA)	
	2017	2018
April	496	466
May	1,031	1,039
June	1,555	1,580
July	2,304	2,186
August	2,863	2,730
September	3,534	3,282
October	4,156	3,886
November	4,749	4,584
December	5,388	5,222
January	5,845	5,610
February	6,466	6,370
March	7,096	7,066
April	7,317	
May	7,317	
June	7,318	

QUALITY

	Quantity	Base Number	Contract	AT	Region	England
% of FP17s for the same patient ID Re-attending within 3 months - Children	49	1,003	4.9%	10.1%	11.5%	11.9%
% of FP17s for the same patient ID Re-attending within 3 months - Adults	219	2,145	10.2%	15.5%	16.8%	16.0%
% of FP17s for the same patient ID Re-attending between 3 & 9 months - Children	394	1,003	39.3%	48.4%	47.7%	58.3%
% of FP17s for the same patient ID Re-attending between 3 & 9 months - Adults	647	2,145	30.2%	38.1%	38.2%	50.3%
% of FP17s for Band 1 Urgent Courses	286	3,064	9.3%	10.1%	10.6%	9.1%
% of FP17s Relating to Free Repair or Replacements	8	3,064	0.3%	0.6%	0.6%	0.8%
% of FP17s Relating to Continuations	22	3,064	0.7%	0.9%	0.8%	1.0%
% of Patients satisfied with the dentistry they have received	0	0	N/A	90.1%	89.3%	91.5%
% of Patients satisfied with the time they had to wait for an appointment	0	0	N/A	86.9%	84.4%	87.9%

* This is based on patients treated on this contract for their most recent course of treatment. Figures in italics indicate the base number of FP17s or Patient Questionnaire responses are less than 100. N/A is shown where the base number of responses is less than 10 during the period. % is calculated as Quantity/Base number*100

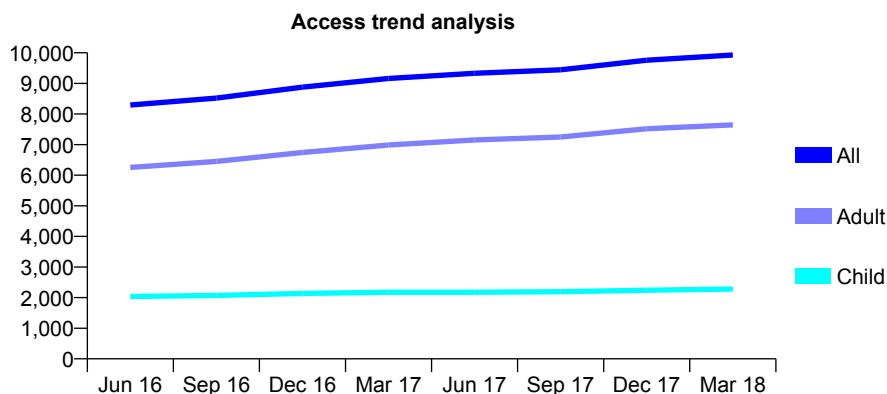
Q63 - Vital Signs At a Glance Contract Report for 762342/0001 - March 2018

Name or company name	MR D MOHAMMADI SOSHIK
Contract type name	GDS Contract
Purpose of contract	General
Contract start date	01/04/2006
Contract end date	

17/18 Contracted general activity (UDA)	32,064
Carry forward general activity (UDA)	968
17/18 Contracted orthodontic activity (UOA)	0
Carry forward orthodontic activity (UOA)	0
Baseline contract value	£895,564.79

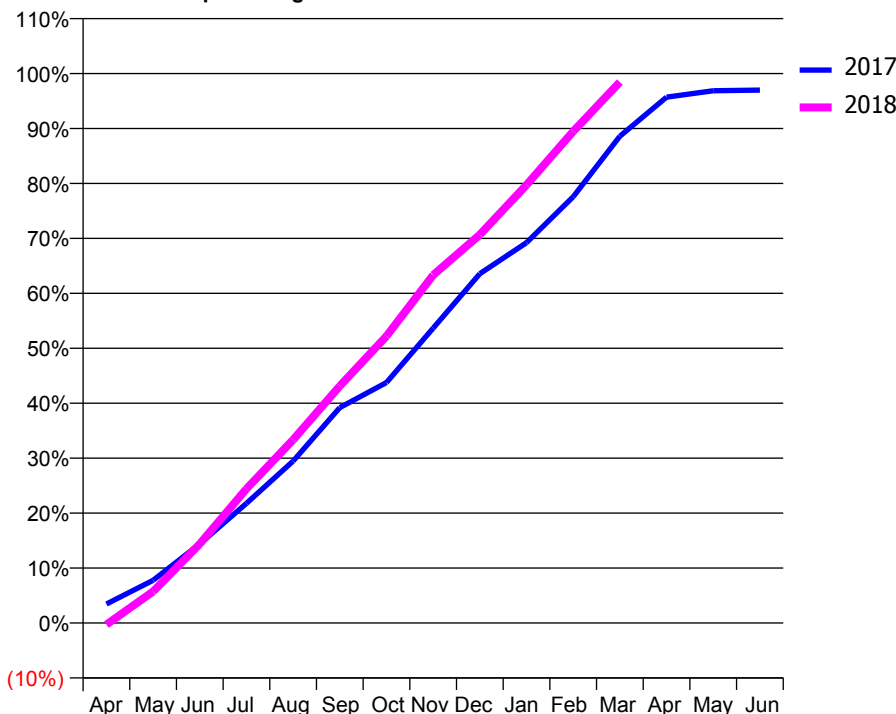
ACCESS*

Patients seen in 24 months	Total	Change since previous quarter
Quarter ending March 2017	9,163	
Quarter ending June 2017	9,329	→
Quarter ending September 2017	9,445	→
Quarter ending December 2017	9,760	↑
Quarter ending March 2018	9,927	→
Variance since March 2017	8.3%	↑



ACTIVITY

Cumulative percentage of contracted UDA delivered 2017 & 2018



Month	Adjusted Scheduled Activity (UDA)	
	2017	2018
April	1,111	-98
May	2,498	1,837
June	4,622	4,616
July	6,986	7,835
August	9,454	10,694
September	12,572	13,828
October	14,031	16,741
November	17,204	20,303
December	20,381	22,660
January	22,194	25,561
February	24,871	28,684
March	28,405	31,562
April	30,687	
May	31,060	
June	31,096	

QUALITY

	Quantity	Base Number	Contract	AT	Region	England
% of FP17s for the same patient ID Re-attending within 3 months - Children	344	2,985	11.5%	10.1%	11.5%	11.9%
% of FP17s for the same patient ID Re-attending within 3 months - Adults	1,980	9,464	20.9%	15.5%	16.8%	16.0%
% of FP17s for the same patient ID Re-attending between 3 & 9 months - Children	1,179	2,985	39.5%	48.4%	47.7%	58.3%
% of FP17s for the same patient ID Re-attending between 3 & 9 months - Adults	2,906	9,464	30.7%	38.1%	38.2%	50.3%
% of FP17s for Band 1 Urgent Courses	2,937	11,742	25.0%	10.1%	10.6%	9.1%
% of FP17s Relating to Free Repair or Replacements	76	11,742	0.6%	0.6%	0.6%	0.8%
% of FP17s Relating to Continuations	204	11,742	1.7%	0.9%	0.8%	1.0%
% of Patients satisfied with the dentistry they have received	10	11	90.9%	90.1%	89.3%	91.5%
% of Patients satisfied with the time they had to wait for an appointment	9	11	81.8%	86.9%	84.4%	87.9%

* This is based on patients treated on this contract for their most recent course of treatment. Figures in italics indicate the base number of FP17s or Patient Questionnaire responses are less than 100. N/A is shown where the base number of responses is less than 10 during the period. % is calculated as Quantity/Base number*100

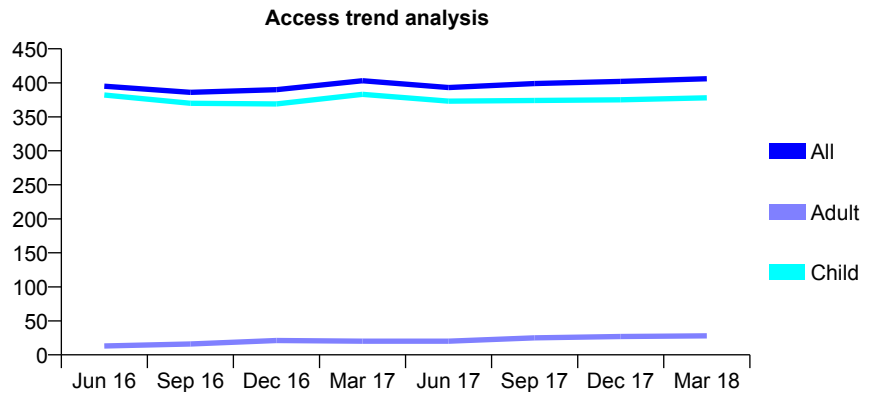
Q63 - Vital Signs At a Glance Contract Report for 764973/0001 - March 2018

Name or company name	MISS C PASE
Contract type name	GDS Contract
Purpose of contract	General
Contract start date	01/04/2006
Contract end date	

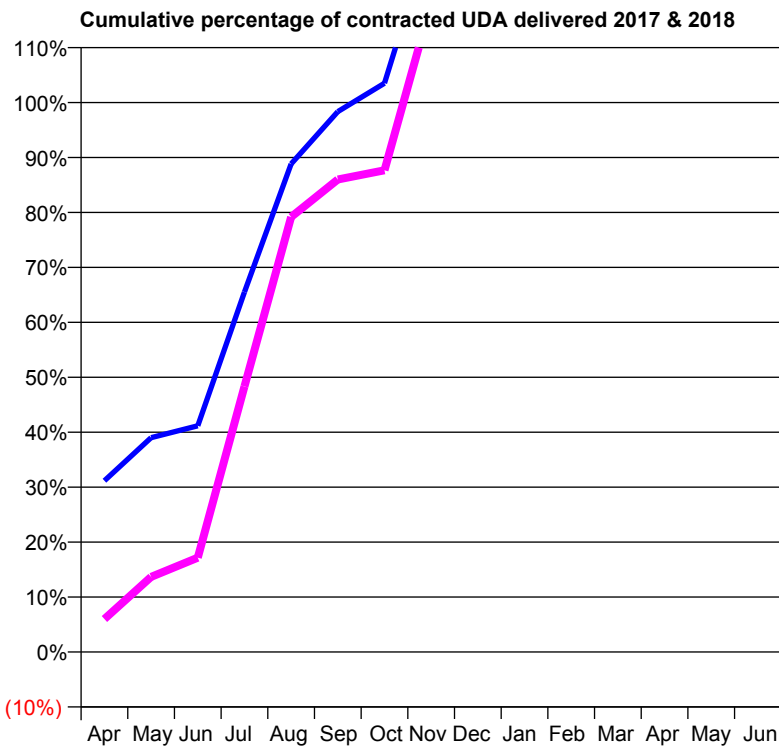
17/18 Contracted general activity (UDA)	600
Carry forward general activity (UDA)	-12
17/18 Contracted orthodontic activity (UOA)	0
Carry forward orthodontic activity (UOA)	0
Baseline contract value	£14,190.54

ACCESS*

Patients seen in 24 months	Total	Change since previous quarter
Quarter ending March 2017	403	
Quarter ending June 2017	393	↓
Quarter ending September 2017	399	→
Quarter ending December 2017	402	→
Quarter ending March 2018	406	→
Variance since March 2017	0.7%	→



ACTIVITY



Month	Adjusted Scheduled Activity (UDA)	
	2017	2018
April	187	36
May	234	82
June	247	103
July	393	290
August	533	475
September	590	516
October	621	526
November	785	708
December	807	739
January	906	857
February	1,004	857
March	1,094	1,023
April	1,143	
May	1,143	
June	1,143	

QUALITY

	Quantity	Base Number	Contract	AT	Region	England
% of FP17s for the same patient ID Re-attending within 3 months - Children	17	418	4.1%	10.1%	11.5%	11.9%
% of FP17s for the same patient ID Re-attending within 3 months - Adults	1	10	10.0%	15.5%	16.8%	16.0%
% of FP17s for the same patient ID Re-attending between 3 & 9 months - Children	175	418	41.9%	48.4%	47.7%	58.3%
% of FP17s for the same patient ID Re-attending between 3 & 9 months - Adults	6	10	60.0%	38.1%	38.2%	50.3%
% of FP17s for Band 1 Urgent Courses	0	408	0.0%	10.1%	10.6%	9.1%
% of FP17s Relating to Free Repair or Replacements	0	408	0.0%	0.6%	0.6%	0.8%
% of FP17s Relating to Continuations	0	408	0.0%	0.9%	0.8%	1.0%
% of Patients satisfied with the dentistry they have received	0	0	N/A	90.1%	89.3%	91.5%
% of Patients satisfied with the time they had to wait for an appointment	0	0	N/A	86.9%	84.4%	87.9%

* This is based on patients treated on this contract for their most recent course of treatment. Figures in italics indicate the base number of FP17s or Patient Questionnaire responses are less than 100. N/A is shown where the base number of responses is less than 10 during the period. % is calculated as Quantity/Base number*100

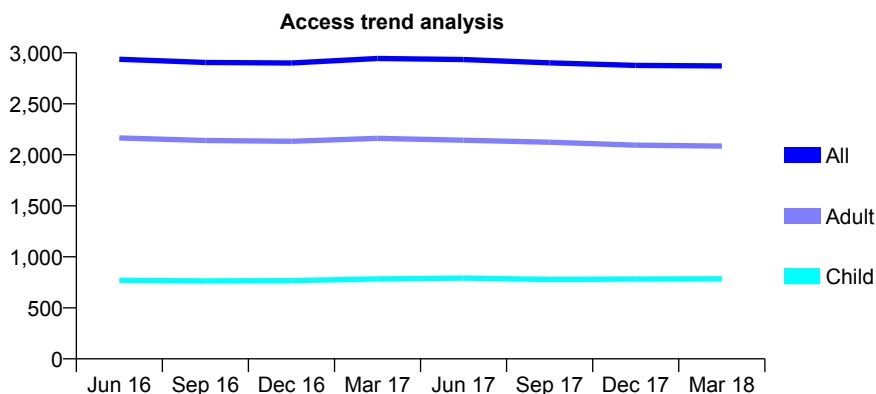
Q63 - Vital Signs At a Glance Contract Report for 766038/0002 - March 2018

Name or company name	MR VO AKINSOLA
Contract type name	GDS Contract
Purpose of contract	General
Contract start date	01/04/2006
Contract end date	

17/18 Contracted general activity (UDA)	12,000
Carry forward general activity (UDA)	0
17/18 Contracted orthodontic activity (UOA)	0
Carry forward orthodontic activity (UOA)	0
Baseline contract value	£382,628.74

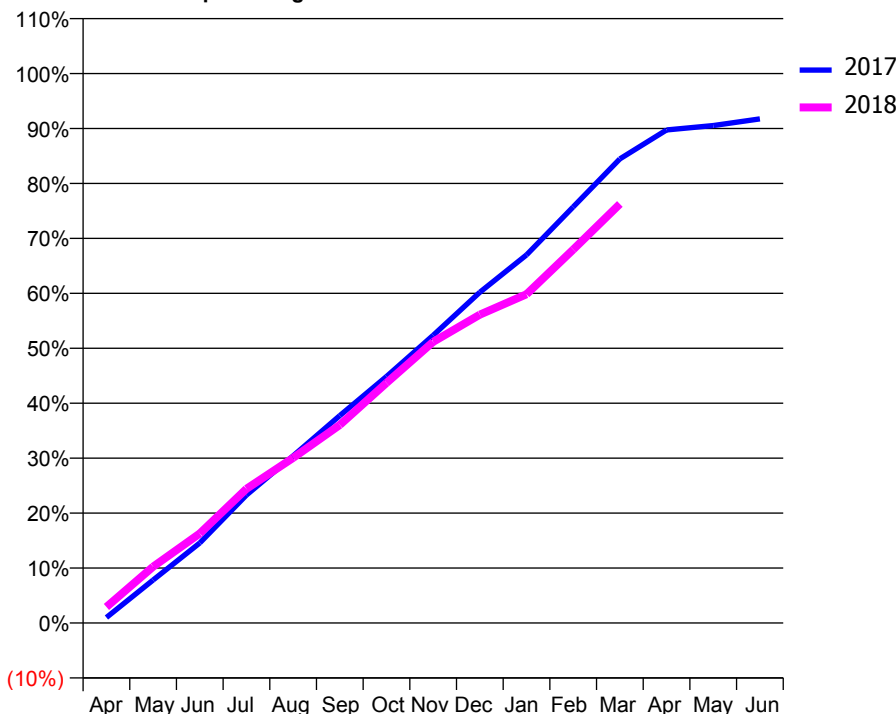
ACCESS*

Patients seen in 24 months	Total	Change since previous quarter
Quarter ending March 2017	2,945	
Quarter ending June 2017	2,934	→
Quarter ending September 2017	2,901	↓
Quarter ending December 2017	2,877	→
Quarter ending March 2018	2,871	→
Variance since March 2017	(2.5%)	↓



ACTIVITY

Cumulative percentage of contracted UDA delivered 2017 & 2018



Month	Adjusted Scheduled Activity (UDA)	
	2017	2018
April	120	350
May	938	1,230
June	1,749	1,956
July	2,795	2,932
August	3,652	3,607
September	4,529	4,327
October	5,382	5,244
November	6,282	6,140
December	7,223	6,733
January	8,038	7,181
February	9,087	8,156
March	10,134	9,152
April	10,767	
May	10,863	
June	11,009	

QUALITY

	Quantity	Base Number	Contract	AT	Region	England
% of FP17s for the same patient ID Re-attending within 3 months - Children	62	761	8.1%	10.1%	11.5%	11.9%
% of FP17s for the same patient ID Re-attending within 3 months - Adults	334	1,937	17.2%	15.5%	16.8%	16.0%
% of FP17s for the same patient ID Re-attending between 3 & 9 months - Children	196	761	25.8%	48.4%	47.7%	58.3%
% of FP17s for the same patient ID Re-attending between 3 & 9 months - Adults	454	1,937	23.4%	38.1%	38.2%	50.3%
% of FP17s for Band 1 Urgent Courses	335	2,527	13.3%	10.1%	10.6%	9.1%
% of FP17s Relating to Free Repair or Replacements	25	2,527	1.0%	0.6%	0.6%	0.8%
% of FP17s Relating to Continuations	3	2,527	0.1%	0.9%	0.8%	1.0%
% of Patients satisfied with the dentistry they have received	1	1	N/A	90.1%	89.3%	91.5%
% of Patients satisfied with the time they had to wait for an appointment	1	1	N/A	86.9%	84.4%	87.9%

* This is based on patients treated on this contract for their most recent course of treatment. Figures in italics indicate the base number of FP17s or Patient Questionnaire responses are less than 100. N/A is shown where the base number of responses is less than 10 during the period. % is calculated as Quantity/Base number*100

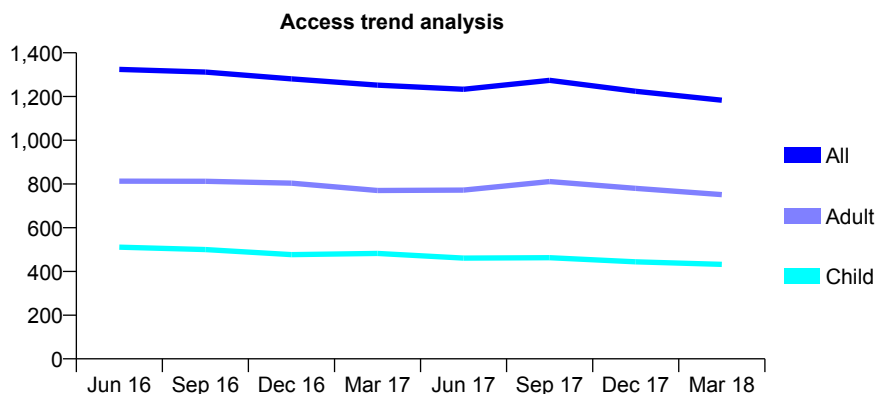
Q63 - Vital Signs At a Glance Contract Report for 766089/0001 - March 2018

Name or company name	MS G MOBAYEN
Contract type name	GDS Contract
Purpose of contract	General
Contract start date	01/04/2006
Contract end date	

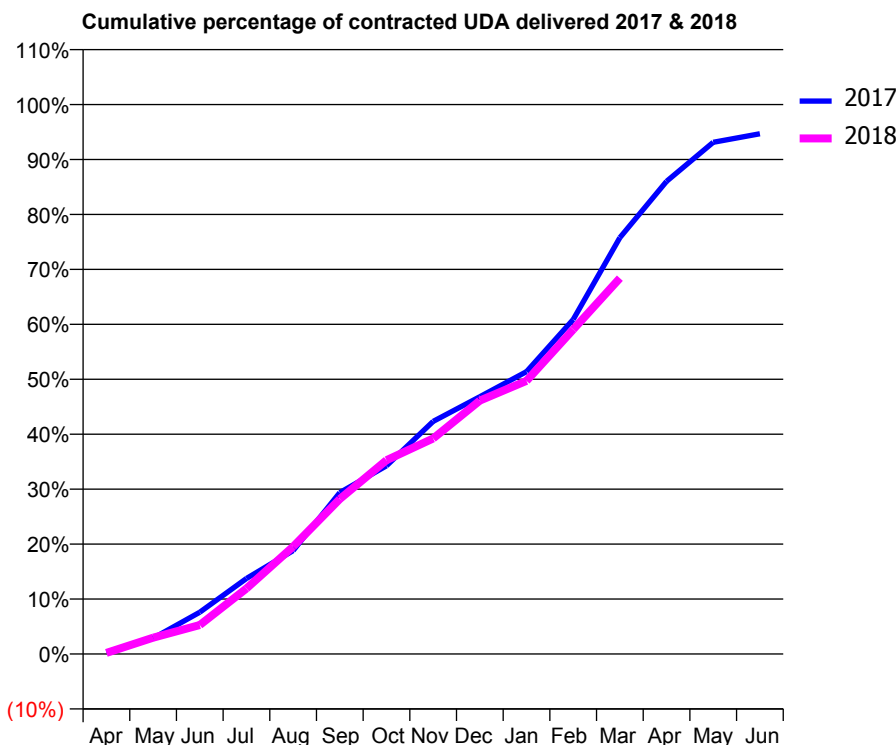
17/18 Contracted general activity (UDA)	7,689
Carry forward general activity (UDA)	0
17/18 Contracted orthodontic activity (UOA)	0
Carry forward orthodontic activity (UOA)	0
Baseline contract value	£223,799.90

ACCESS*

Patients seen in 24 months	Total	Change since previous quarter
Quarter ending March 2017	1,252	
Quarter ending June 2017	1,233	↓
Quarter ending September 2017	1,274	↑
Quarter ending December 2017	1,224	↓
Quarter ending March 2018	1,183	↓
Variance since March 2017	(5.5%)	↓



ACTIVITY



Month	Adjusted Scheduled Activity (UDA)	
	2017	2018
April	26	16
May	221	229
June	584	406
July	1,057	917
August	1,448	1,503
September	2,258	2,169
October	2,633	2,711
November	3,254	3,016
December	3,600	3,546
January	3,951	3,823
February	4,680	4,540
March	5,826	5,259
April	6,613	
May	7,161	
June	7,279	

QUALITY

	Quantity	Base Number	Contract	AT	Region	England
% of FP17s for the same patient ID Re-attending within 3 months - Children	26	415	6.3%	10.1%	11.5%	11.9%
% of FP17s for the same patient ID Re-attending within 3 months - Adults	57	600	9.5%	15.5%	16.8%	16.0%
% of FP17s for the same patient ID Re-attending between 3 & 9 months - Children	118	415	28.4%	48.4%	47.7%	58.3%
% of FP17s for the same patient ID Re-attending between 3 & 9 months - Adults	125	600	20.8%	38.1%	38.2%	50.3%
% of FP17s for Band 1 Urgent Courses	78	836	9.3%	10.1%	10.6%	9.1%
% of FP17s Relating to Free Repair or Replacements	0	836	0.0%	0.6%	0.6%	0.8%
% of FP17s Relating to Continuations	3	836	0.4%	0.9%	0.8%	1.0%
% of Patients satisfied with the dentistry they have received	2	2	N/A	90.1%	89.3%	91.5%
% of Patients satisfied with the time they had to wait for an appointment	1	2	N/A	86.9%	84.4%	87.9%

* This is based on patients treated on this contract for their most recent course of treatment. Figures in italics indicate the base number of FP17s or Patient Questionnaire responses are less than 100. N/A is shown where the base number of responses is less than 10 during the period. % is calculated as Quantity/Base number*100

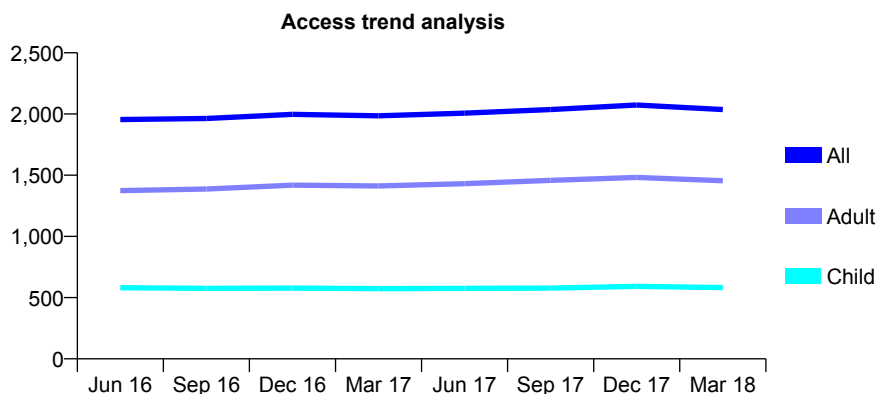
Q63 - Vital Signs At a Glance Contract Report for 766801/0001 - March 2018

Name or company name	MR D KOWLESSAR
Contract type name	GDS Contract
Purpose of contract	General
Contract start date	01/04/2006
Contract end date	

17/18 Contracted general activity (UDA)	7,250
Carry forward general activity (UDA)	122
17/18 Contracted orthodontic activity (UOA)	0
Carry forward orthodontic activity (UOA)	0
Baseline contract value	£195,351.71

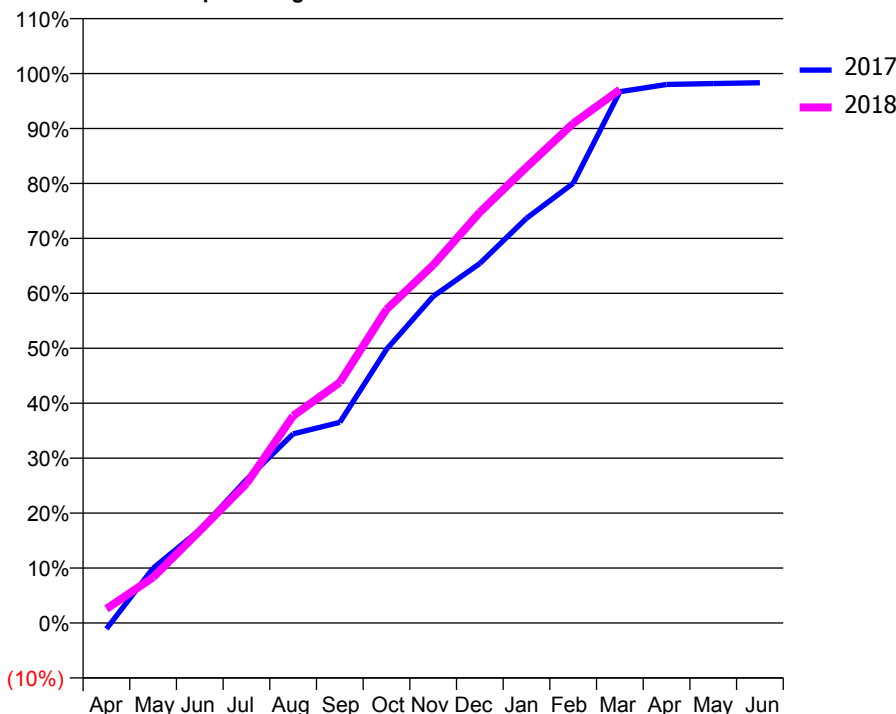
ACCESS*

Patients seen in 24 months	Total	Change since previous quarter
Quarter ending March 2017	1,985	
Quarter ending June 2017	2,007	→
Quarter ending September 2017	2,036	→
Quarter ending December 2017	2,074	→
Quarter ending March 2018	2,037	↓
Variance since March 2017	2.6%	↑



ACTIVITY

Cumulative percentage of contracted UDA delivered 2017 & 2018



Month	Adjusted Scheduled Activity (UDA)	
	2017	2018
April	-78	188
May	724	602
June	1,229	1,217
July	1,891	1,839
August	2,496	2,733
September	2,647	3,175
October	3,611	4,137
November	4,310	4,723
December	4,743	5,420
January	5,341	6,014
February	5,801	6,592
March	7,010	7,037
April	7,106	
May	7,118	
June	7,128	

QUALITY

	Quantity	Base Number	Contract	AT	Region	England
% of FP17s for the same patient ID Re-attending within 3 months - Children	50	778	6.4%	10.1%	11.5%	11.9%
% of FP17s for the same patient ID Re-attending within 3 months - Adults	188	1,490	12.6%	15.5%	16.8%	16.0%
% of FP17s for the same patient ID Re-attending between 3 & 9 months - Children	375	778	48.2%	48.4%	47.7%	58.3%
% of FP17s for the same patient ID Re-attending between 3 & 9 months - Adults	537	1,490	36.0%	38.1%	38.2%	50.3%
% of FP17s for Band 1 Urgent Courses	235	2,217	10.6%	10.1%	10.6%	9.1%
% of FP17s Relating to Free Repair or Replacements	23	2,217	1.0%	0.6%	0.6%	0.8%
% of FP17s Relating to Continuations	7	2,217	0.3%	0.9%	0.8%	1.0%
% of Patients satisfied with the dentistry they have received	3	3	N/A	90.1%	89.3%	91.5%
% of Patients satisfied with the time they had to wait for an appointment	3	3	N/A	86.9%	84.4%	87.9%

* This is based on patients treated on this contract for their most recent course of treatment. Figures in italics indicate the base number of FP17s or Patient Questionnaire responses are less than 100. N/A is shown where the base number of responses is less than 10 during the period. % is calculated as Quantity/Base number*100

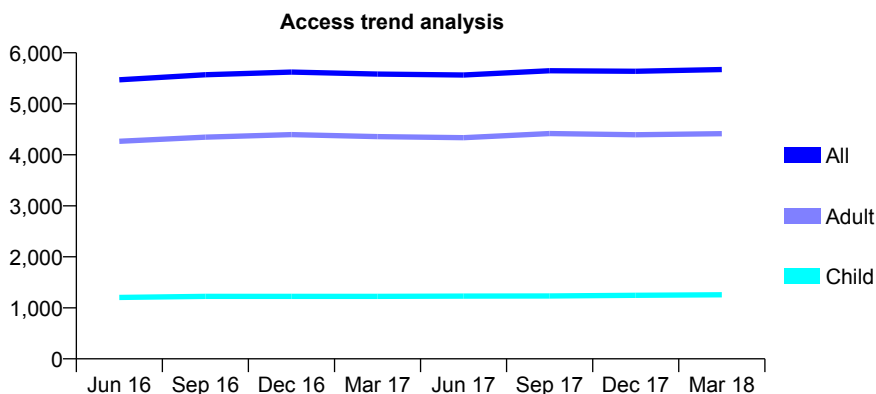
Q63 - Vital Signs At a Glance Contract Report for 767298/0001 - March 2018

Name or company name	MISS H KHAK-SERESHT
Contract type name	GDS Contract
Purpose of contract	General
Contract start date	01/04/2006
Contract end date	

17/18 Contracted general activity (UDA)	19,500
Carry forward general activity (UDA)	596
17/18 Contracted orthodontic activity (UOA)	0
Carry forward orthodontic activity (UOA)	0
Baseline contract value	£588,826.06

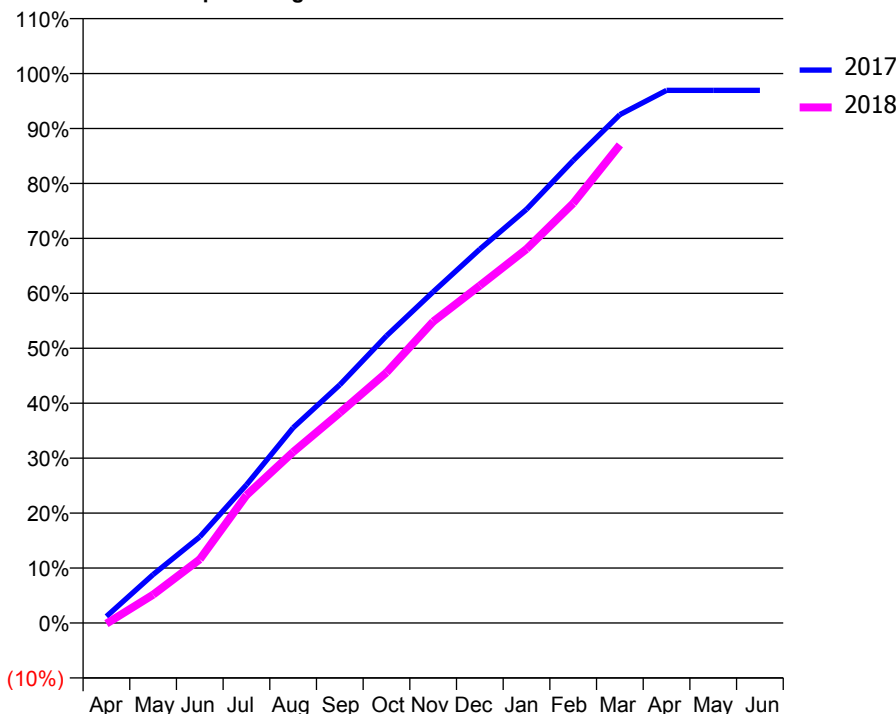
ACCESS*

Patients seen in 24 months	Total	Change since previous quarter
Quarter ending March 2017	5,584	
Quarter ending June 2017	5,566	→
Quarter ending September 2017	5,648	→
Quarter ending December 2017	5,638	→
Quarter ending March 2018	5,671	→
Variance since March 2017	1.6%	→



ACTIVITY

Cumulative percentage of contracted UDA delivered 2017 & 2018



Month	Adjusted Scheduled Activity (UDA)	
	2017	2018
April	232	-28
May	1,721	1,005
June	3,058	2,257
July	4,906	4,535
August	6,931	6,067
September	8,453	7,460
October	10,191	8,888
November	11,752	10,696
December	13,265	11,972
January	14,682	13,270
February	16,413	14,895
March	18,041	16,968
April	18,904	
May	18,904	
June	18,904	

QUALITY

	Quantity	Base Number	Contract	AT	Region	England
% of FP17s for the same patient ID Re-attending within 3 months - Children	83	1,396	5.9%	10.1%	11.5%	11.9%
% of FP17s for the same patient ID Re-attending within 3 months - Adults	459	4,215	10.9%	15.5%	16.8%	16.0%
% of FP17s for the same patient ID Re-attending between 3 & 9 months - Children	565	1,396	40.5%	48.4%	47.7%	58.3%
% of FP17s for the same patient ID Re-attending between 3 & 9 months - Adults	1,324	4,215	31.4%	38.1%	38.2%	50.3%
% of FP17s for Band 1 Urgent Courses	435	5,387	8.1%	10.1%	10.6%	9.1%
% of FP17s Relating to Free Repair or Replacements	68	5,387	1.3%	0.6%	0.6%	0.8%
% of FP17s Relating to Continuations	83	5,387	1.5%	0.9%	0.8%	1.0%
% of Patients satisfied with the dentistry they have received	2	3	N/A	90.1%	89.3%	91.5%
% of Patients satisfied with the time they had to wait for an appointment	3	3	N/A	86.9%	84.4%	87.9%

* This is based on patients treated on this contract for their most recent course of treatment. Figures in italics indicate the base number of FP17s or Patient Questionnaire responses are less than 100. N/A is shown where the base number of responses is less than 10 during the period. % is calculated as Quantity/Base number*100

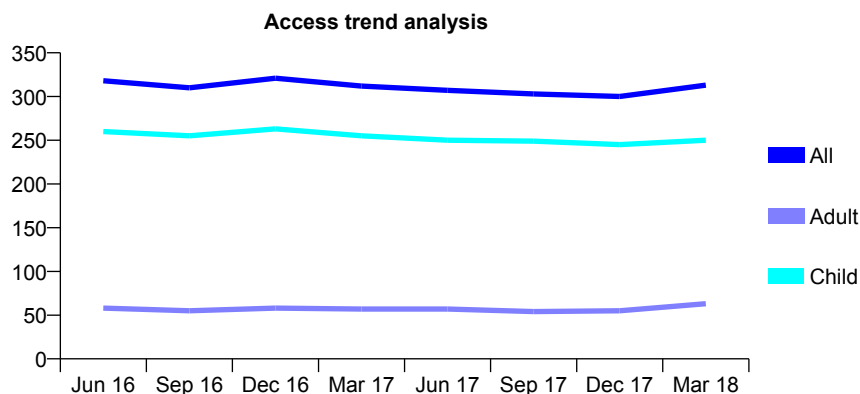
Q63 - Vital Signs At a Glance Contract Report for 771716/0001 - March 2018

Name or company name	MR JM METCALF
Contract type name	GDS Contract
Purpose of contract	General
Contract start date	01/04/2006
Contract end date	

17/18 Contracted general activity (UDA)	1,031
Carry forward general activity (UDA)	0
17/18 Contracted orthodontic activity (UOA)	0
Carry forward orthodontic activity (UOA)	0
Baseline contract value	£28,437.44

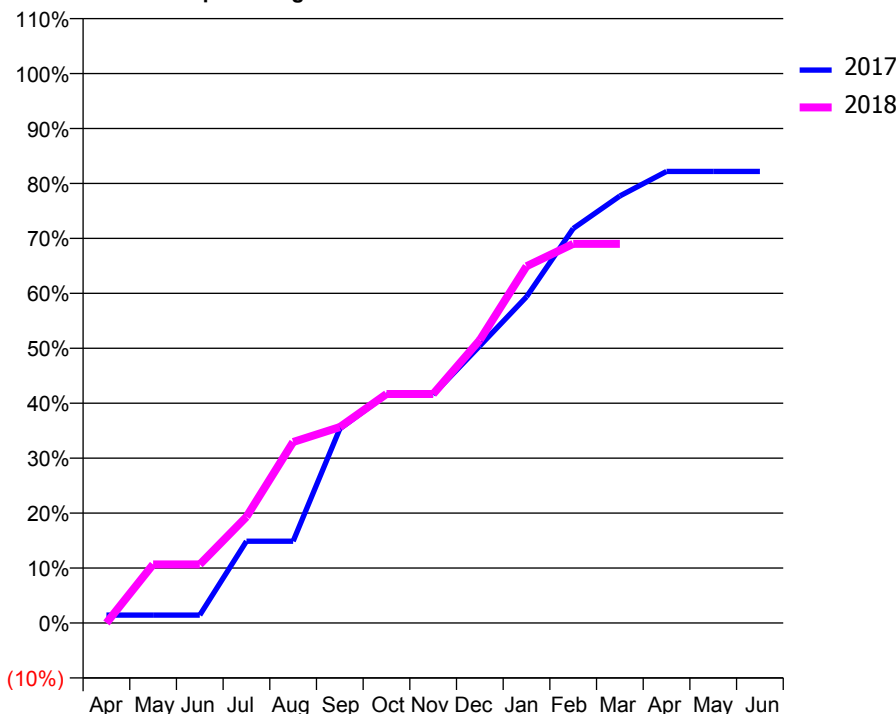
ACCESS*

Patients seen in 24 months	Total	Change since previous quarter
Quarter ending March 2017	312	
Quarter ending June 2017	307	↓
Quarter ending September 2017	303	↓
Quarter ending December 2017	300	→
Quarter ending March 2018	313	↑
Variance since March 2017	0.3%	→



ACTIVITY

Cumulative percentage of contracted UDA delivered 2017 & 2018



Month	Adjusted Scheduled Activity (UDA)	
	2017	2018
April	15	0
May	15	110
June	15	110
July	153	199
August	153	340
September	364	368
October	429	430
November	429	430
December	520	531
January	612	669
February	740	711
March	801	711
April	847	
May	847	
June	847	

QUALITY

	Quantity	Base Number	Contract	AT	Region	England
% of FP17s for the same patient ID Re-attending within 3 months - Children	14	286	4.9%	10.1%	11.5%	11.9%
% of FP17s for the same patient ID Re-attending within 3 months - Adults	10	53	18.9%	15.5%	16.8%	16.0%
% of FP17s for the same patient ID Re-attending between 3 & 9 months - Children	154	286	53.8%	48.4%	47.7%	58.3%
% of FP17s for the same patient ID Re-attending between 3 & 9 months - Adults	26	53	49.1%	38.1%	38.2%	50.3%
% of FP17s for Band 1 Urgent Courses	7	319	2.2%	10.1%	10.6%	9.1%
% of FP17s Relating to Free Repair or Replacements	0	319	0.0%	0.6%	0.6%	0.8%
% of FP17s Relating to Continuations	4	319	1.3%	0.9%	0.8%	1.0%
% of Patients satisfied with the dentistry they have received	1	1	N/A	90.1%	89.3%	91.5%
% of Patients satisfied with the time they had to wait for an appointment	1	1	N/A	86.9%	84.4%	87.9%

* This is based on patients treated on this contract for their most recent course of treatment. Figures in italics indicate the base number of FP17s or Patient Questionnaire responses are less than 100. N/A is shown where the base number of responses is less than 10 during the period. % is calculated as Quantity/Base number*100

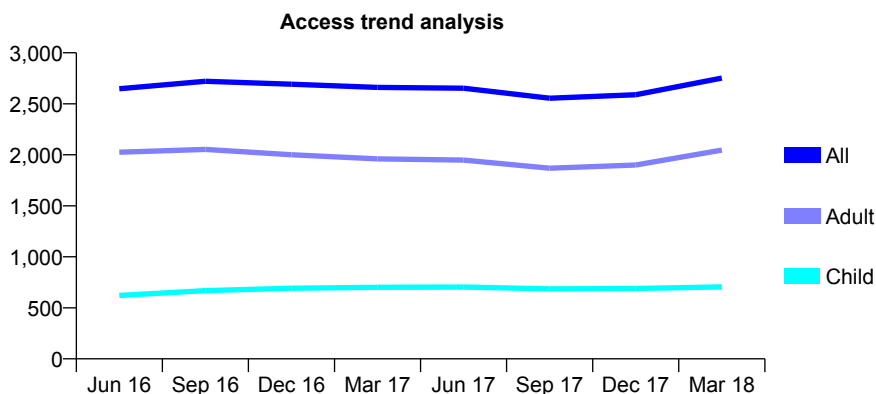
Q63 - Vital Signs At a Glance Contract Report for 771996/0003 - March 2018

Name or company name	MR H RAZBAN
Contract type name	GDS Contract
Purpose of contract	General
Contract start date	01/05/2013
Contract end date	

17/18 Contracted general activity (UDA)	6,700
Carry forward general activity (UDA)	0
17/18 Contracted orthodontic activity (UOA)	0
Carry forward orthodontic activity (UOA)	0
Baseline contract value	£160,744.41

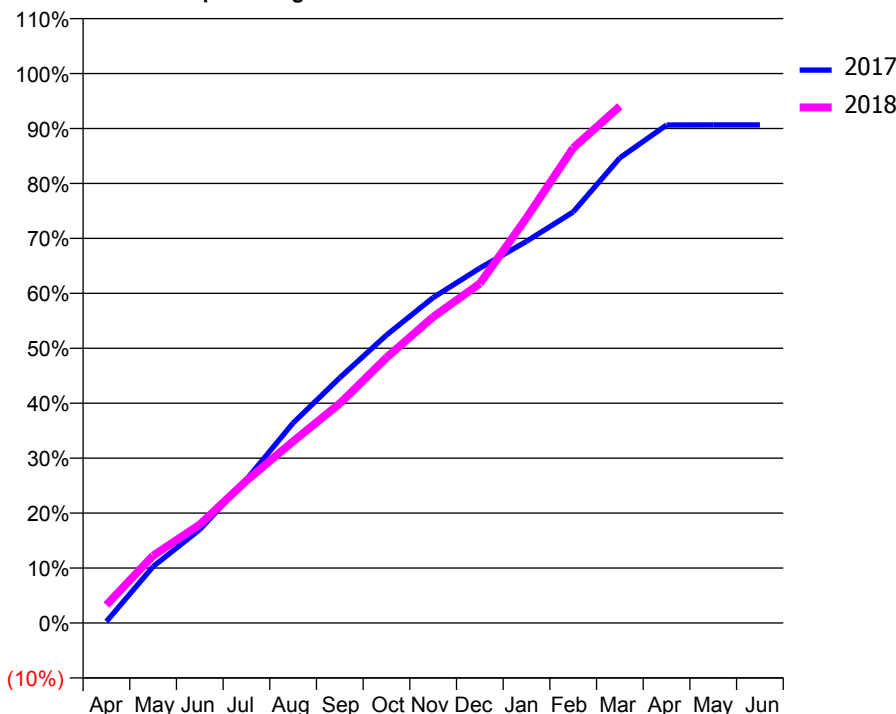
ACCESS*

Patients seen in 24 months	Total	Change since previous quarter
Quarter ending March 2017	2,661	
Quarter ending June 2017	2,653	→
Quarter ending September 2017	2,555	↓
Quarter ending December 2017	2,589	→
Quarter ending March 2018	2,752	↑
Variance since March 2017	3.4%	↑



ACTIVITY

Cumulative percentage of contracted UDA delivered 2017 & 2018



Month	Adjusted Scheduled Activity (UDA)	
	2017	2018
April	19	220
May	688	822
June	1,141	1,201
July	1,750	1,736
August	2,440	2,216
September	2,991	2,677
October	3,510	3,237
November	3,969	3,732
December	4,327	4,139
January	4,655	4,941
February	5,012	5,793
March	5,673	6,302
April	6,073	
May	6,074	
June	6,074	

QUALITY

	Quantity	Base Number	Contract	AT	Region	England
% of FP17s for the same patient ID Re-attending within 3 months - Children	7	640	1.1%	10.1%	11.5%	11.9%
% of FP17s for the same patient ID Re-attending within 3 months - Adults	64	1,739	3.7%	15.5%	16.8%	16.0%
% of FP17s for the same patient ID Re-attending between 3 & 9 months - Children	245	640	38.3%	48.4%	47.7%	58.3%
% of FP17s for the same patient ID Re-attending between 3 & 9 months - Adults	487	1,739	28.0%	38.1%	38.2%	50.3%
% of FP17s for Band 1 Urgent Courses	109	2,260	4.8%	10.1%	10.6%	9.1%
% of FP17s Relating to Free Repair or Replacements	0	2,260	0.0%	0.6%	0.6%	0.8%
% of FP17s Relating to Continuations	8	2,260	0.4%	0.9%	0.8%	1.0%
% of Patients satisfied with the dentistry they have received	1	1	N/A	90.1%	89.3%	91.5%
% of Patients satisfied with the time they had to wait for an appointment	1	1	N/A	86.9%	84.4%	87.9%

* This is based on patients treated on this contract for their most recent course of treatment. Figures in italics indicate the base number of FP17s or Patient Questionnaire responses are less than 100. N/A is shown where the base number of responses is less than 10 during the period. % is calculated as Quantity/Base number*100

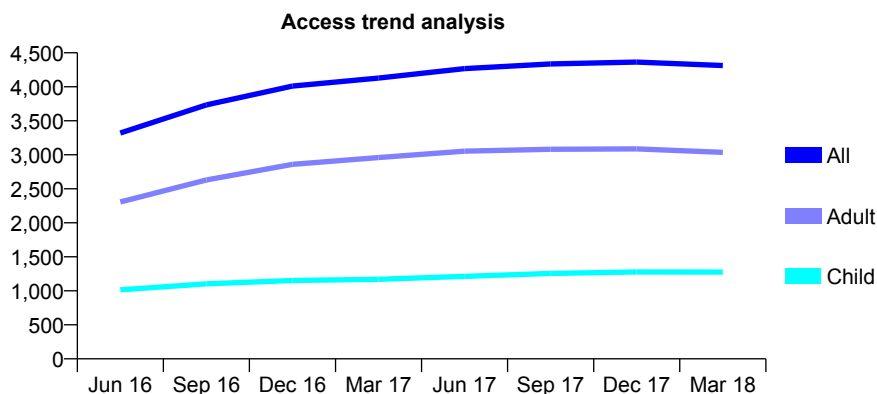
Q63 - Vital Signs At a Glance Contract Report for 772046/0001 - March 2018

Name or company name	MR A PATEL
Contract type name	GDS Contract
Purpose of contract	General
Contract start date	01/03/2015
Contract end date	

17/18 Contracted general activity (UDA)	8,500
Carry forward general activity (UDA)	-170
17/18 Contracted orthodontic activity (UOA)	0
Carry forward orthodontic activity (UOA)	0
Baseline contract value	£225,492.55

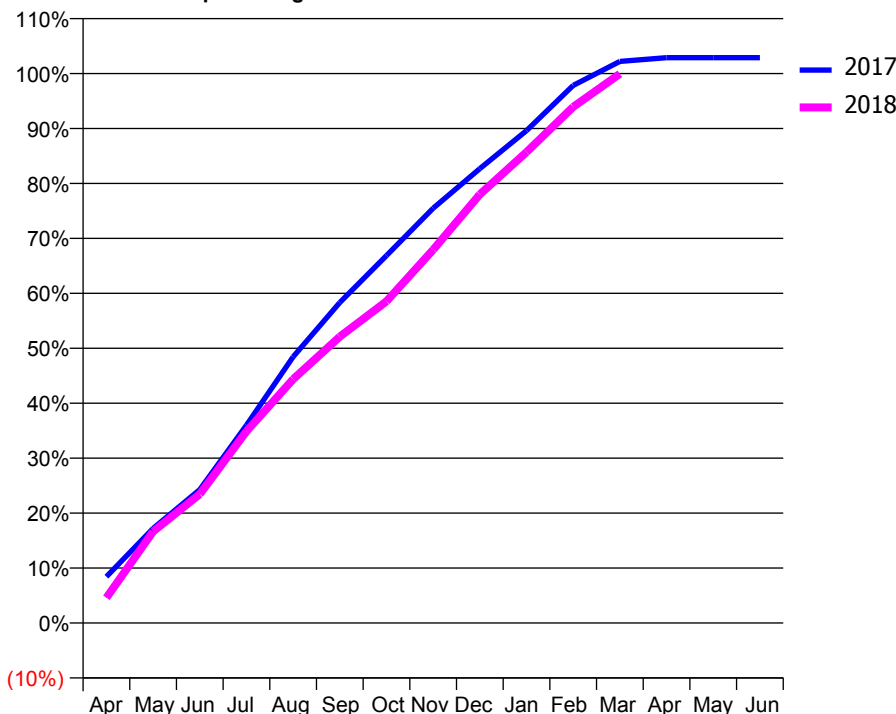
ACCESS*

Patients seen in 24 months	Total	Change since previous quarter
Quarter ending March 2017	4,129	
Quarter ending June 2017	4,267	↑
Quarter ending September 2017	4,337	→
Quarter ending December 2017	4,364	→
Quarter ending March 2018	4,313	↓
Variance since March 2017	4.5%	↑



ACTIVITY

Cumulative percentage of contracted UDA delivered 2017 & 2018



Month	Adjusted Scheduled Activity (UDA)	
	2017	2018
April	717	392
May	1,463	1,417
June	2,064	1,993
July	3,060	2,966
August	4,117	3,771
September	4,957	4,429
October	5,684	4,977
November	6,416	5,775
December	7,029	6,631
January	7,616	7,285
February	8,316	7,984
March	8,686	8,496
April	8,745	
May	8,745	
June	8,745	

QUALITY

	Quantity	Base Number	Contract	AT	Region	England
% of FP17s for the same patient ID Re-attending within 3 months - Children	107	1,676	6.4%	10.1%	11.5%	11.9%
% of FP17s for the same patient ID Re-attending within 3 months - Adults	530	3,382	15.7%	15.5%	16.8%	16.0%
% of FP17s for the same patient ID Re-attending between 3 & 9 months - Children	918	1,676	54.8%	48.4%	47.7%	58.3%
% of FP17s for the same patient ID Re-attending between 3 & 9 months - Adults	1,290	3,382	38.1%	38.1%	38.2%	50.3%
% of FP17s for Band 1 Urgent Courses	744	5,007	14.9%	10.1%	10.6%	9.1%
% of FP17s Relating to Free Repair or Replacements	6	5,007	0.1%	0.6%	0.6%	0.8%
% of FP17s Relating to Continuations	50	5,007	1.0%	0.9%	0.8%	1.0%
% of Patients satisfied with the dentistry they have received	1	2	N/A	90.1%	89.3%	91.5%
% of Patients satisfied with the time they had to wait for an appointment	2	2	N/A	86.9%	84.4%	87.9%

* This is based on patients treated on this contract for their most recent course of treatment. Figures in italics indicate the base number of FP17s or Patient Questionnaire responses are less than 100. N/A is shown where the base number of responses is less than 10 during the period. % is calculated as Quantity/Base number*100

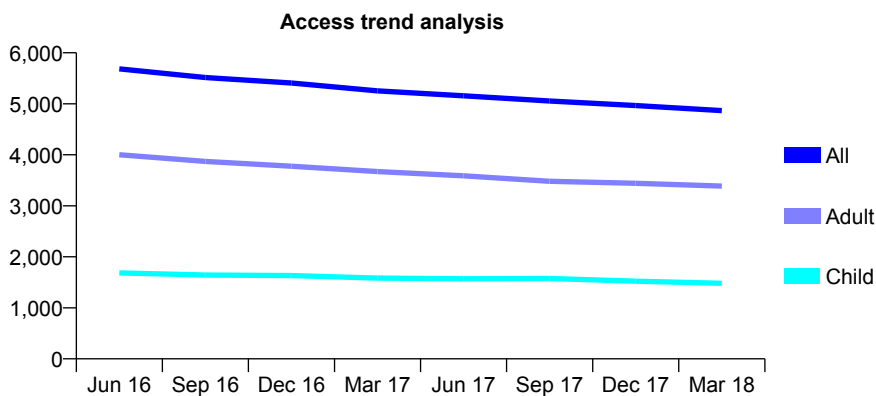
Q63 - Vital Signs At a Glance Contract Report for 772283/0001 - March 2018

Name or company name	Figges Marsh Dental Practice
Contract type name	GDS Contract
Purpose of contract	General
Contract start date	01/04/2006
Contract end date	

17/18 Contracted general activity (UDA)	17,000
Carry forward general activity (UDA)	0
17/18 Contracted orthodontic activity (UOA)	0
Carry forward orthodontic activity (UOA)	0
Baseline contract value	£432,434.07

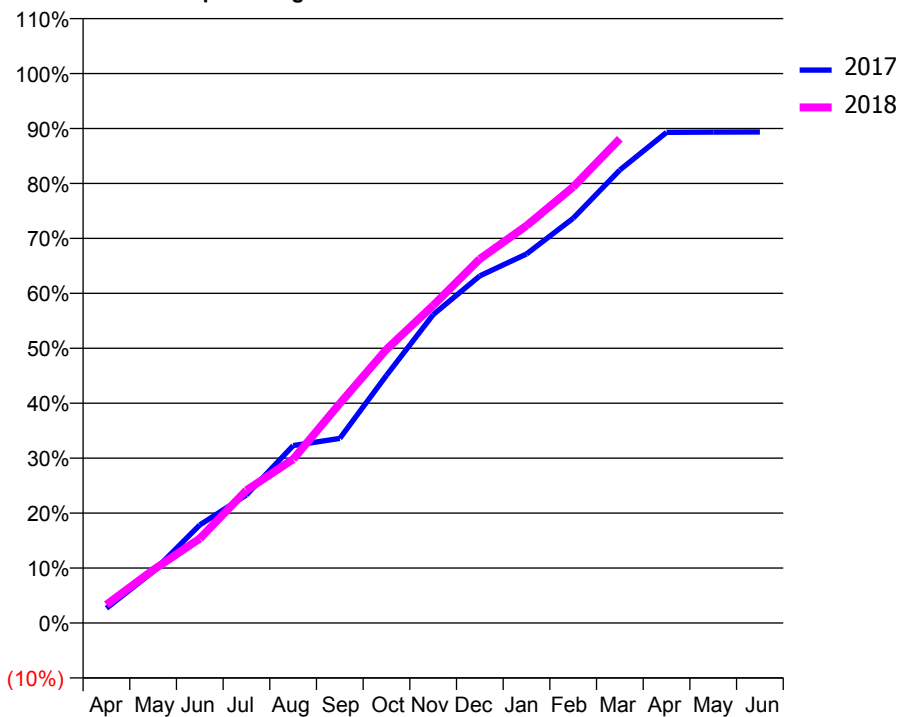
ACCESS*

Patients seen in 24 months	Total	Change since previous quarter
Quarter ending March 2017	5,254	
Quarter ending June 2017	5,158	↓
Quarter ending September 2017	5,055	↓
Quarter ending December 2017	4,965	↓
Quarter ending March 2018	4,866	↓
Variance since March 2017	(7.4%)	↓



ACTIVITY

Cumulative percentage of contracted UDA delivered 2017 & 2018



Month	Adjusted Scheduled Activity (UDA)	
	2017	2018
April	457	567
May	1,592	1,641
June	3,033	2,615
July	3,963	4,108
August	5,489	5,068
September	5,713	6,794
October	7,664	8,466
November	9,542	9,825
December	10,741	11,263
January	11,415	12,290
February	12,523	13,491
March	14,017	14,982
April	15,177	
May	15,186	
June	15,192	

QUALITY

	Quantity	Base Number	Contract	AT	Region	England
% of FP17s for the same patient ID Re-attending within 3 months - Children	132	1,879	7.0%	10.1%	11.5%	11.9%
% of FP17s for the same patient ID Re-attending within 3 months - Adults	597	3,583	16.7%	15.5%	16.8%	16.0%
% of FP17s for the same patient ID Re-attending between 3 & 9 months - Children	926	1,879	49.3%	48.4%	47.7%	58.3%
% of FP17s for the same patient ID Re-attending between 3 & 9 months - Adults	1,180	3,583	32.9%	38.1%	38.2%	50.3%
% of FP17s for Band 1 Urgent Courses	572	5,086	11.2%	10.1%	10.6%	9.1%
% of FP17s Relating to Free Repair or Replacements	19	5,086	0.4%	0.6%	0.6%	0.8%
% of FP17s Relating to Continuations	15	5,086	0.3%	0.9%	0.8%	1.0%
% of Patients satisfied with the dentistry they have received	3	3	N/A	90.1%	89.3%	91.5%
% of Patients satisfied with the time they had to wait for an appointment	3	3	N/A	86.9%	84.4%	87.9%

* This is based on patients treated on this contract for their most recent course of treatment. Figures in italics indicate the base number of FP17s or Patient Questionnaire responses are less than 100. N/A is shown where the base number of responses is less than 10 during the period. % is calculated as Quantity/Base number*100

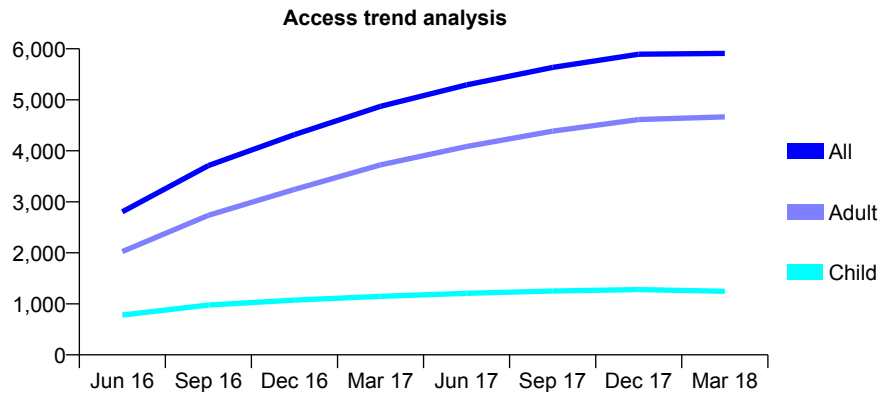
Q63 - Vital Signs At a Glance Contract Report for 775215/0010 - March 2018

Name or company name	MR C PATEL
Contract type name	GDS Contract
Purpose of contract	General and Orthodontic
Contract start date	01/01/2016
Contract end date	

17/18 Contracted general activity (UDA)	23,346
Carry forward general activity (UDA)	800
17/18 Contracted orthodontic activity (UOA)	326
Carry forward orthodontic activity (UOA)	-7
Baseline contract value	£765,680.89

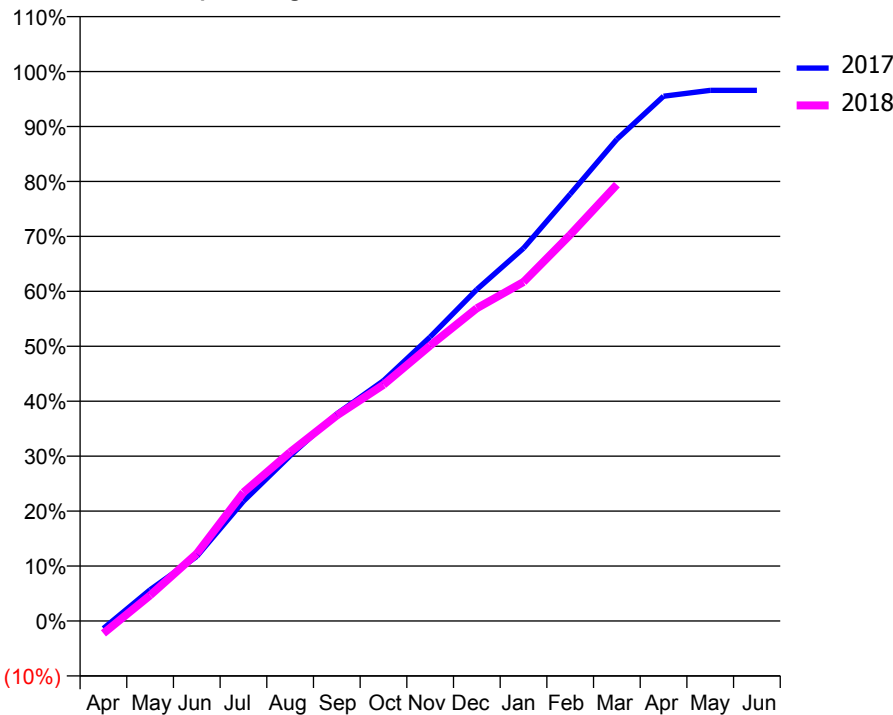
ACCESS*

Patients seen in 24 months	Total	Change since previous quarter
Quarter ending March 2017	4,871	
Quarter ending June 2017	5,292	↑
Quarter ending September 2017	5,636	↑
Quarter ending December 2017	5,893	↑
Quarter ending March 2018	5,911	→
Variance since March 2017	21.4%	↑



ACTIVITY

Cumulative percentage of contracted UDA delivered 2017 & 2018



Month	Adjusted Scheduled Activity (UDA)	
	2017	2018
April	-322	-527
May	1,329	1,092
June	2,746	2,865
July	5,090	5,466
August	7,022	7,175
September	8,804	8,736
October	10,210	10,039
November	12,070	11,701
December	14,087	13,290
January	15,838	14,402
February	18,136	16,412
March	20,469	18,539
April	22,296	
May	22,543	
June	22,546	

QUALITY

	Quantity	Base Number	Contract	AT	Region	England
% of FP17s for the same patient ID Re-attending within 3 months - Children	125	1,544	8.1%	10.1%	11.5%	11.9%
% of FP17s for the same patient ID Re-attending within 3 months - Adults	632	5,055	12.5%	15.5%	16.8%	16.0%
% of FP17s for the same patient ID Re-attending between 3 & 9 months - Children	663	1,544	42.9%	48.4%	47.7%	58.3%
% of FP17s for the same patient ID Re-attending between 3 & 9 months - Adults	1,903	5,055	37.6%	38.1%	38.2%	50.3%
% of FP17s for Band 1 Urgent Courses	592	6,023	9.8%	10.1%	10.6%	9.1%
% of FP17s Relating to Free Repair or Replacements	14	6,023	0.2%	0.6%	0.6%	0.8%
% of FP17s Relating to Continuations	49	6,023	0.8%	0.9%	0.8%	1.0%
% of Patients satisfied with the dentistry they have received	2	3	N/A	90.1%	89.3%	91.5%
% of Patients satisfied with the time they had to wait for an appointment	2	3	N/A	86.9%	84.4%	87.9%

* This is based on patients treated on this contract for their most recent course of treatment. Figures in italics indicate the base number of FP17s or Patient Questionnaire responses are less than 100. N/A is shown where the base number of responses is less than 10 during the period. % is calculated as Quantity/Base number*100

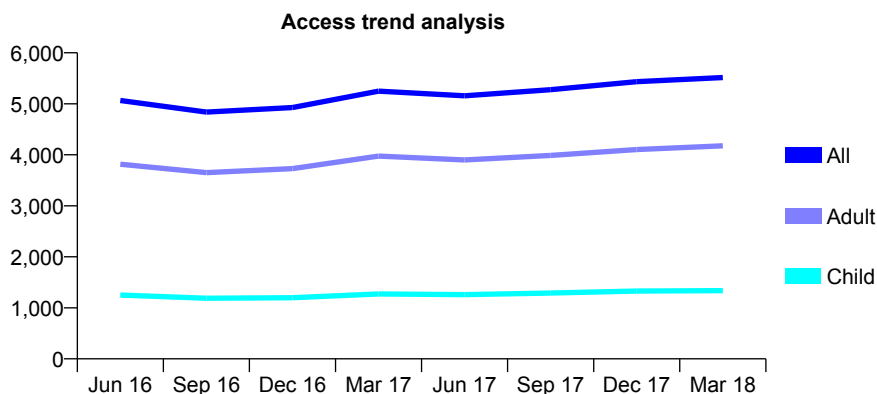
Q63 - Vital Signs At a Glance Contract Report for 775304/0001 - March 2018

Name or company name	Mrs Megha Deval
Contract type name	GDS Contract
Purpose of contract	General
Contract start date	19/04/2008
Contract end date	

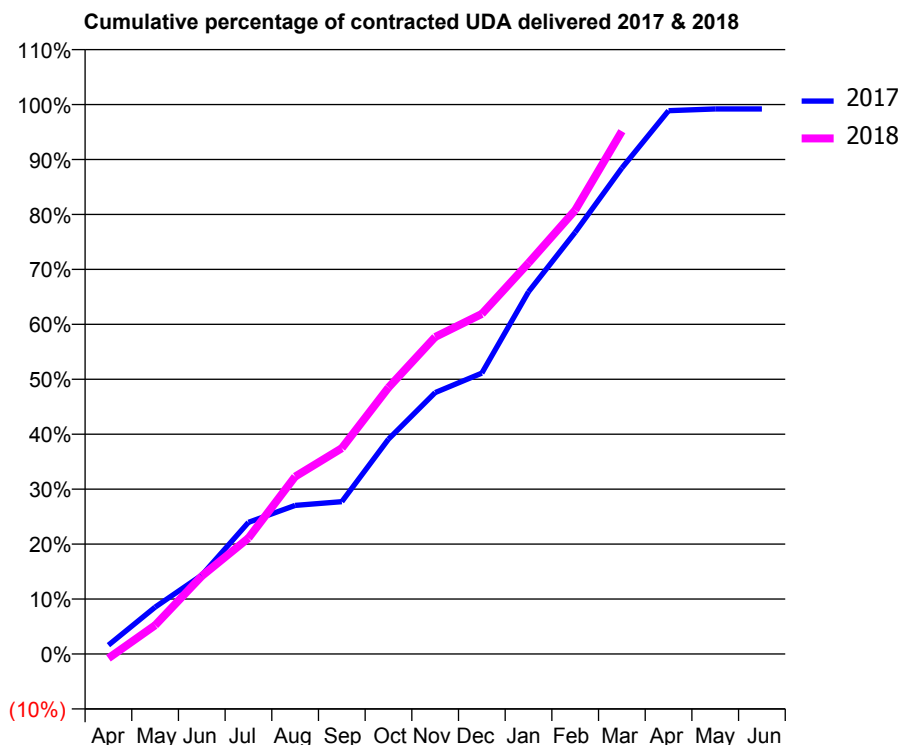
17/18 Contracted general activity (UDA)	15,500
Carry forward general activity (UDA)	124
17/18 Contracted orthodontic activity (UOA)	0
Carry forward orthodontic activity (UOA)	0
Baseline contract value	£355,591.46

ACCESS*

Patients seen in 24 months	Total	Change since previous quarter
Quarter ending March 2017	5,249	
Quarter ending June 2017	5,158	↓
Quarter ending September 2017	5,277	↑
Quarter ending December 2017	5,433	↑
Quarter ending March 2018	5,515	→
Variance since March 2017	5.1%	↑



ACTIVITY



Month	Adjusted Scheduled Activity (UDA)	
	2017	2018
April	251	-124
May	1,324	810
June	2,224	2,197
July	3,715	3,269
August	4,192	5,004
September	4,297	5,807
October	6,063	7,517
November	7,374	8,944
December	7,923	9,592
January	10,216	11,029
February	11,894	12,521
March	13,709	14,748
April	15,325	
May	15,373	
June	15,376	

QUALITY

	Quantity	Base Number	Contract	AT	Region	England
% of FP17s for the same patient ID Re-attending within 3 months - Children	113	1,443	7.8%	10.1%	11.5%	11.9%
% of FP17s for the same patient ID Re-attending within 3 months - Adults	618	4,151	14.9%	15.5%	16.8%	16.0%
% of FP17s for the same patient ID Re-attending between 3 & 9 months - Children	471	1,443	32.6%	48.4%	47.7%	58.3%
% of FP17s for the same patient ID Re-attending between 3 & 9 months - Adults	1,169	4,151	28.2%	38.1%	38.2%	50.3%
% of FP17s for Band 1 Urgent Courses	479	5,184	9.2%	10.1%	10.6%	9.1%
% of FP17s Relating to Free Repair or Replacements	39	5,184	0.8%	0.6%	0.6%	0.8%
% of FP17s Relating to Continuations	65	5,184	1.3%	0.9%	0.8%	1.0%
% of Patients satisfied with the dentistry they have received	5	5	N/A	90.1%	89.3%	91.5%
% of Patients satisfied with the time they had to wait for an appointment	5	5	N/A	86.9%	84.4%	87.9%

* This is based on patients treated on this contract for their most recent course of treatment. Figures in italics indicate the base number of FP17s or Patient Questionnaire responses are less than 100. N/A is shown where the base number of responses is less than 10 during the period. % is calculated as Quantity/Base number*100

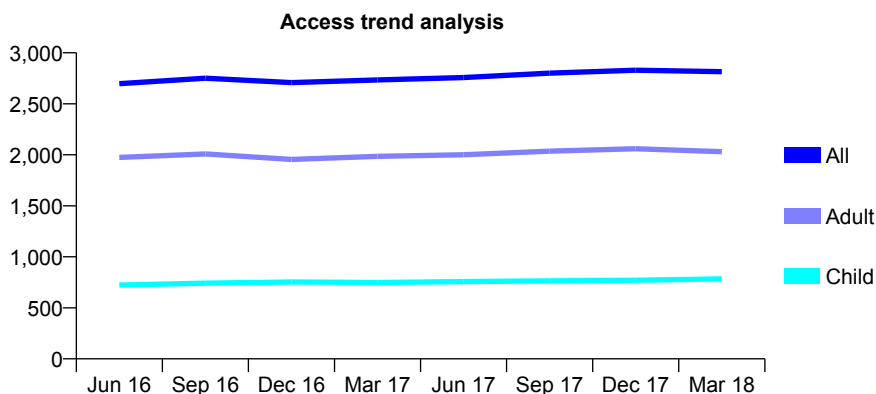
Q63 - Vital Signs At a Glance Contract Report for 776513/0002 - March 2018

Name or company name	MS P GUPTA
Contract type name	GDS Contract
Purpose of contract	General
Contract start date	09/03/2007
Contract end date	

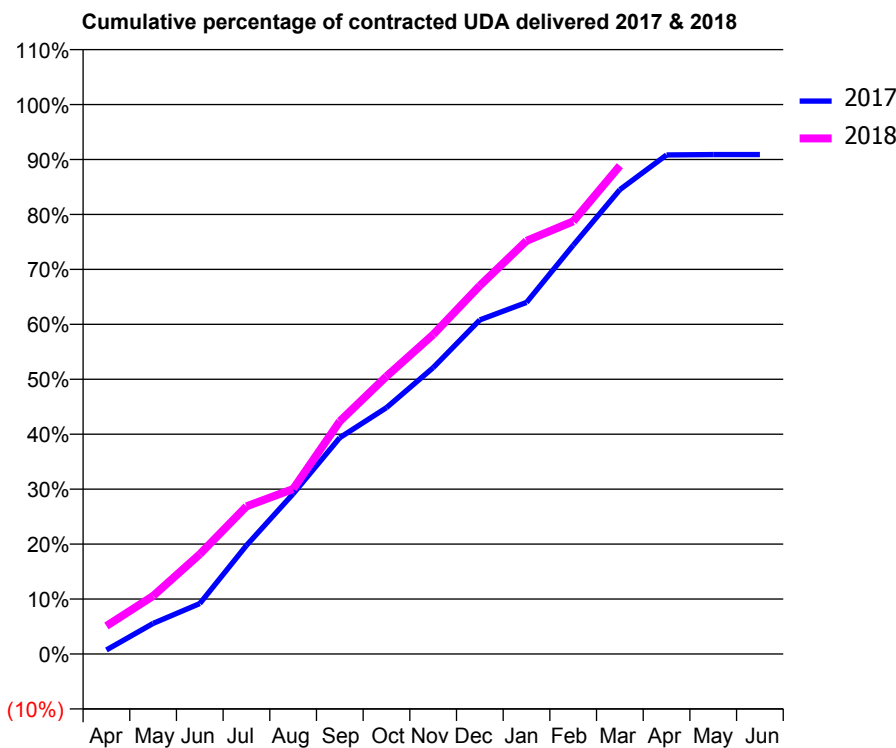
17/18 Contracted general activity (UDA)	7,716
Carry forward general activity (UDA)	0
17/18 Contracted orthodontic activity (UOA)	0
Carry forward orthodontic activity (UOA)	0
Baseline contract value	£201,163.91

ACCESS*

Patients seen in 24 months	Total	Change since previous quarter
Quarter ending March 2017	2,734	
Quarter ending June 2017	2,758	→
Quarter ending September 2017	2,800	→
Quarter ending December 2017	2,830	→
Quarter ending March 2018	2,815	→
Variance since March 2017	3.0%	↑



ACTIVITY



Month	Adjusted Scheduled Activity (UDA)	
	2017	2018
April	58	395
May	429	815
June	709	1,402
July	1,525	2,074
August	2,250	2,317
September	3,039	3,268
October	3,459	3,900
November	4,021	4,485
December	4,691	5,173
January	4,936	5,801
February	5,740	6,076
March	6,520	6,857
April	7,008	
May	7,014	
June	7,014	

QUALITY

	Quantity	Base Number	Contract	AT	Region	England
% of FP17s for the same patient ID Re-attending within 3 months - Children	129	1,034	12.5%	10.1%	11.5%	11.9%
% of FP17s for the same patient ID Re-attending within 3 months - Adults	457	2,624	17.4%	15.5%	16.8%	16.0%
% of FP17s for the same patient ID Re-attending between 3 & 9 months - Children	511	1,034	49.4%	48.4%	47.7%	58.3%
% of FP17s for the same patient ID Re-attending between 3 & 9 months - Adults	1,203	2,624	45.8%	38.1%	38.2%	50.3%
% of FP17s for Band 1 Urgent Courses	253	3,475	7.3%	10.1%	10.6%	9.1%
% of FP17s Relating to Free Repair or Replacements	48	3,475	1.4%	0.6%	0.6%	0.8%
% of FP17s Relating to Continuations	91	3,475	2.6%	0.9%	0.8%	1.0%
% of Patients satisfied with the dentistry they have received	1	1	N/A	90.1%	89.3%	91.5%
% of Patients satisfied with the time they had to wait for an appointment	1	1	N/A	86.9%	84.4%	87.9%

* This is based on patients treated on this contract for their most recent course of treatment. Figures in italics indicate the base number of FP17s or Patient Questionnaire responses are less than 100. N/A is shown where the base number of responses is less than 10 during the period. % is calculated as Quantity/Base number*100

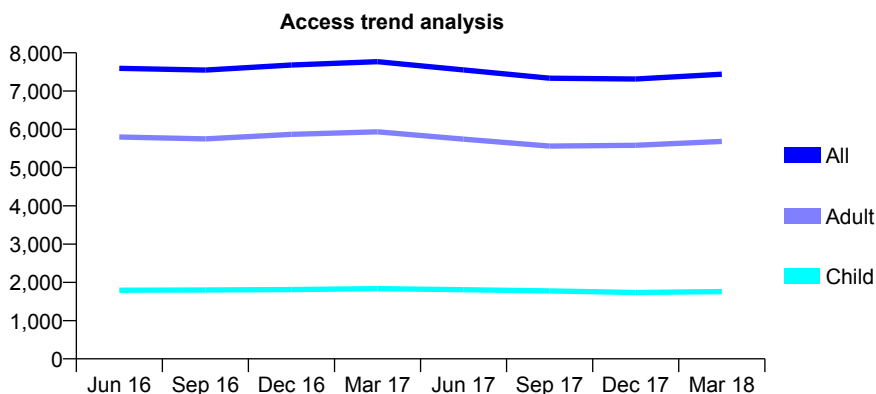
Q63 - Vital Signs At a Glance Contract Report for 781584/0001 - March 2018

Name or company name	MR M KANANI
Contract type name	GDS Contract
Purpose of contract	General
Contract start date	01/04/2007
Contract end date	

17/18 Contracted general activity (UDA)	26,302
Carry forward general activity (UDA)	796
17/18 Contracted orthodontic activity (UOA)	0
Carry forward orthodontic activity (UOA)	0
Baseline contract value	£704,893.16

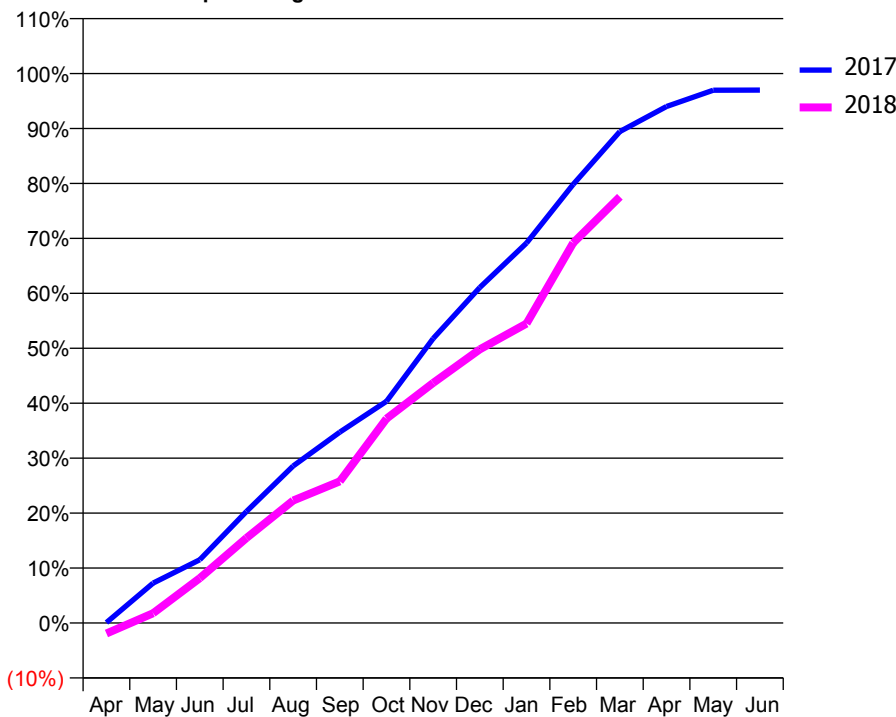
ACCESS*

Patients seen in 24 months	Total	Change since previous quarter
Quarter ending March 2017	7,768	
Quarter ending June 2017	7,552	↓
Quarter ending September 2017	7,337	↓
Quarter ending December 2017	7,316	→
Quarter ending March 2018	7,439	→
Variance since March 2017	(4.2%)	↓



ACTIVITY

Cumulative percentage of contracted UDA delivered 2017 & 2018



Month	Adjusted Scheduled Activity (UDA)	
	2017	2018
April	22	-509
May	1,915	472
June	3,032	2,151
July	5,342	4,068
August	7,519	5,864
September	9,138	6,784
October	10,609	9,779
November	13,619	11,491
December	16,059	13,101
January	18,189	14,333
February	20,997	18,191
March	23,526	20,402
April	24,720	
May	25,501	
June	25,506	

QUALITY

	Quantity	Base Number	Contract	AT	Region	England
% of FP17s for the same patient ID Re-attending within 3 months - Children	196	1,949	10.1%	10.1%	11.5%	11.9%
% of FP17s for the same patient ID Re-attending within 3 months - Adults	904	5,745	15.7%	15.5%	16.8%	16.0%
% of FP17s for the same patient ID Re-attending between 3 & 9 months - Children	685	1,949	35.1%	48.4%	47.7%	58.3%
% of FP17s for the same patient ID Re-attending between 3 & 9 months - Adults	1,736	5,745	30.2%	38.1%	38.2%	50.3%
% of FP17s for Band 1 Urgent Courses	1,080	7,099	15.2%	10.1%	10.6%	9.1%
% of FP17s Relating to Free Repair or Replacements	36	7,099	0.5%	0.6%	0.6%	0.8%
% of FP17s Relating to Continuations	123	7,099	1.7%	0.9%	0.8%	1.0%
% of Patients satisfied with the dentistry they have received	3	3	N/A	90.1%	89.3%	91.5%
% of Patients satisfied with the time they had to wait for an appointment	3	3	N/A	86.9%	84.4%	87.9%

* This is based on patients treated on this contract for their most recent course of treatment. Figures in italics indicate the base number of FP17s or Patient Questionnaire responses are less than 100. N/A is shown where the base number of responses is less than 10 during the period. % is calculated as Quantity/Base number*100

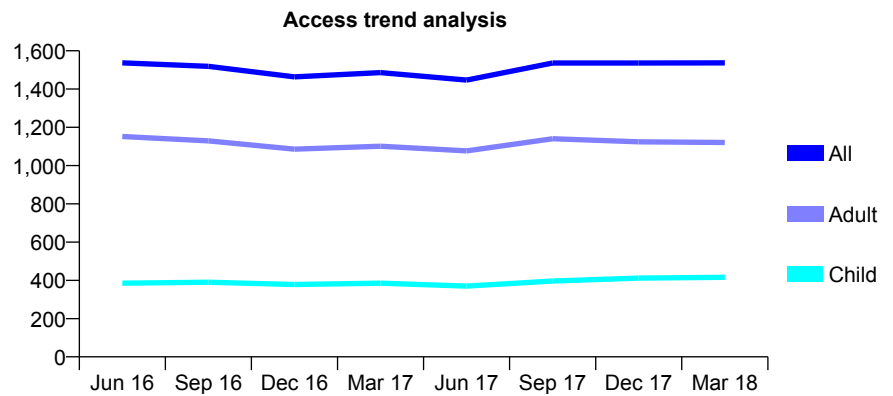
Q63 - Vital Signs At a Glance Contract Report for 781789/0001 - March 2018

Name or company name	L Haghogozar & Mohammed Najafi
Contract type name	GDS Contract
Purpose of contract	General
Contract start date	01/04/2006
Contract end date	

17/18 Contracted general activity (UDA)	5,596
Carry forward general activity (UDA)	0
17/18 Contracted orthodontic activity (UOA)	0
Carry forward orthodontic activity (UOA)	0
Baseline contract value	£159,120.43

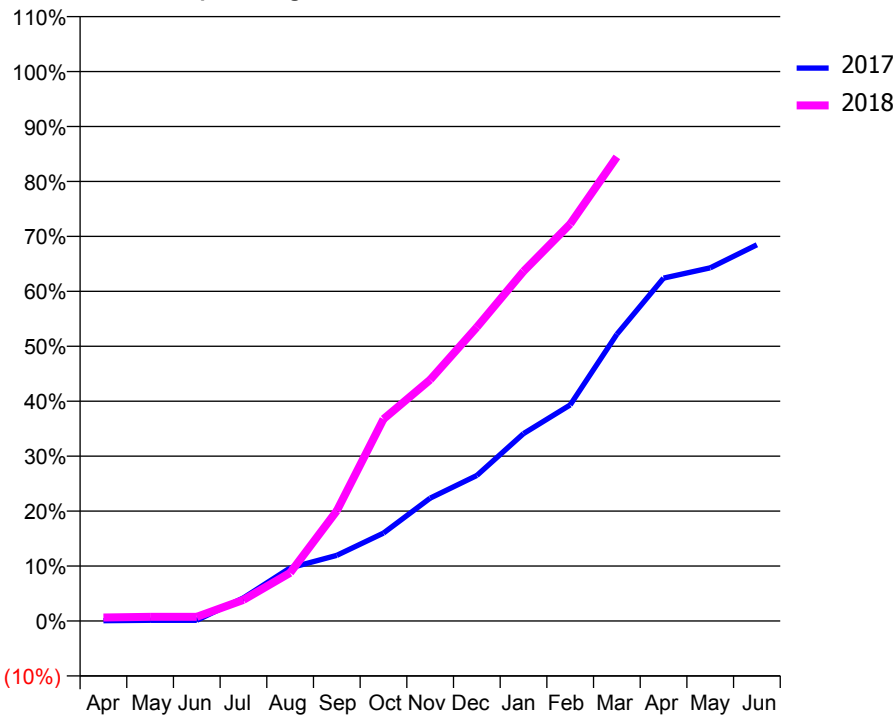
ACCESS*

Patients seen in 24 months	Total	Change since previous quarter
Quarter ending March 2017	1,486	
Quarter ending June 2017	1,447	↓
Quarter ending September 2017	1,536	↑
Quarter ending December 2017	1,536	→
Quarter ending March 2018	1,537	→
Variance since March 2017	3.4%	↑



ACTIVITY

Cumulative percentage of contracted UDA delivered 2017 & 2018



Month	Adjusted Scheduled Activity (UDA)	
	2017	2018
April	3	36
May	7	42
June	8	42
July	235	215
August	541	491
September	669	1,123
October	895	2,057
November	1,252	2,457
December	1,482	2,992
January	1,909	3,561
February	2,201	4,043
March	2,920	4,726
April	3,492	
May	3,596	
June	3,832	

QUALITY

	Quantity	Base Number	Contract	AT	Region	England
% of FP17s for the same patient ID Re-attending within 3 months - Children	42	412	10.2%	10.1%	11.5%	11.9%
% of FP17s for the same patient ID Re-attending within 3 months - Adults	188	1,178	16.0%	15.5%	16.8%	16.0%
% of FP17s for the same patient ID Re-attending between 3 & 9 months - Children	117	412	28.4%	48.4%	47.7%	58.3%
% of FP17s for the same patient ID Re-attending between 3 & 9 months - Adults	315	1,178	26.7%	38.1%	38.2%	50.3%
% of FP17s for Band 1 Urgent Courses	163	1,424	11.4%	10.1%	10.6%	9.1%
% of FP17s Relating to Free Repair or Replacements	2	1,424	0.1%	0.6%	0.6%	0.8%
% of FP17s Relating to Continuations	17	1,424	1.2%	0.9%	0.8%	1.0%
% of Patients satisfied with the dentistry they have received	1	1	N/A	90.1%	89.3%	91.5%
% of Patients satisfied with the time they had to wait for an appointment	1	1	N/A	86.9%	84.4%	87.9%

* This is based on patients treated on this contract for their most recent course of treatment. Figures in italics indicate the base number of FP17s or Patient Questionnaire responses are less than 100. N/A is shown where the base number of responses is less than 10 during the period. % is calculated as Quantity/Base number*100

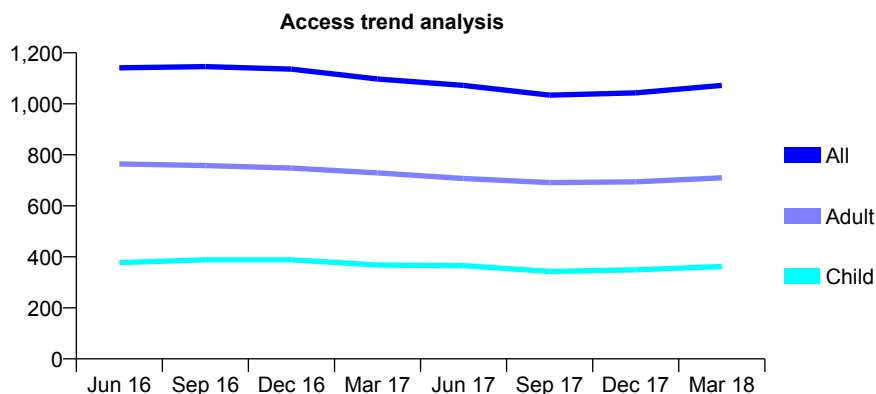
Q63 - Vital Signs At a Glance Contract Report for 781819/0001 - March 2018

Name or company name	MRS I AZENABOR
Contract type name	GDS Contract
Purpose of contract	General
Contract start date	01/04/2011
Contract end date	

17/18 Contracted general activity (UDA)	2,519
Carry forward general activity (UDA)	-23
17/18 Contracted orthodontic activity (UOA)	0
Carry forward orthodontic activity (UOA)	0
Baseline contract value	£65,403.95

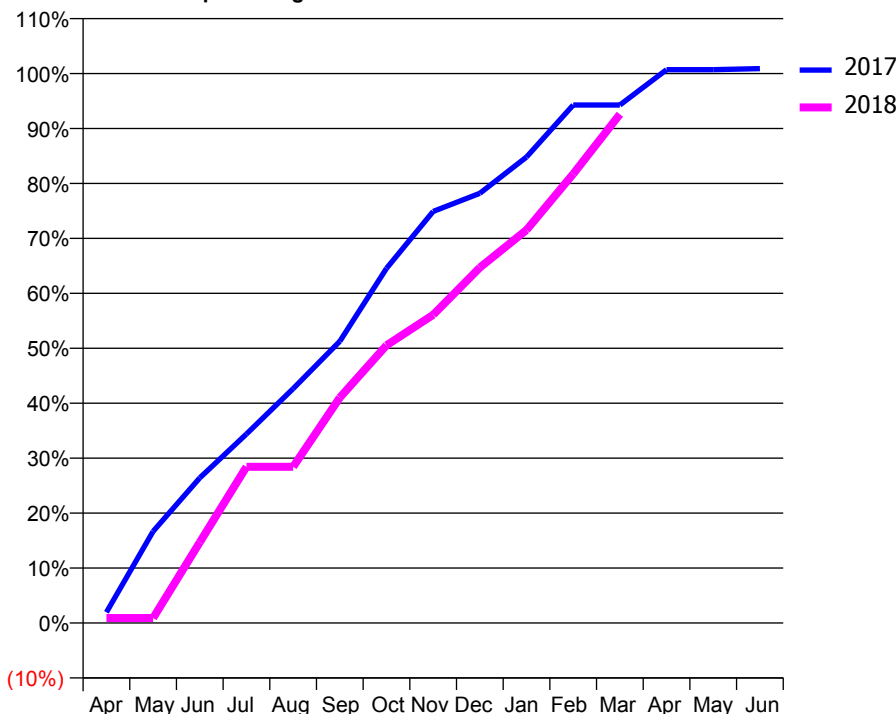
ACCESS*

Patients seen in 24 months	Total	Change since previous quarter
Quarter ending March 2017	1,097	
Quarter ending June 2017	1,072	↓
Quarter ending September 2017	1,034	↓
Quarter ending December 2017	1,043	→
Quarter ending March 2018	1,072	↑
Variance since March 2017	(2.3%)	↓



ACTIVITY

Cumulative percentage of contracted UDA delivered 2017 & 2018



Adjusted Scheduled Activity (UDA)

Month	2017	2018
April	49	23
May	420	23
June	665	370
July	867	716
August	1,074	716
September	1,291	1,033
October	1,626	1,273
November	1,887	1,413
December	1,970	1,630
January	2,136	1,802
February	2,375	2,059
March	2,375	2,333
April	2,537	
May	2,537	
June	2,542	

QUALITY

	Quantity	Base Number	Contract	AT	Region	England
% of FP17s for the same patient ID Re-attending within 3 months - Children	19	461	4.1%	10.1%	11.5%	11.9%
% of FP17s for the same patient ID Re-attending within 3 months - Adults	74	797	9.3%	15.5%	16.8%	16.0%
% of FP17s for the same patient ID Re-attending between 3 & 9 months - Children	205	461	44.5%	48.4%	47.7%	58.3%
% of FP17s for the same patient ID Re-attending between 3 & 9 months - Adults	343	797	43.0%	38.1%	38.2%	50.3%
% of FP17s for Band 1 Urgent Courses	88	1,156	7.6%	10.1%	10.6%	9.1%
% of FP17s Relating to Free Repair or Replacements	2	1,156	0.2%	0.6%	0.6%	0.8%
% of FP17s Relating to Continuations	2	1,156	0.2%	0.9%	0.8%	1.0%
% of Patients satisfied with the dentistry they have received	1	1	N/A	90.1%	89.3%	91.5%
% of Patients satisfied with the time they had to wait for an appointment	1	1	N/A	86.9%	84.4%	87.9%

* This is based on patients treated on this contract for their most recent course of treatment. Figures in italics indicate the base number of FP17s or Patient Questionnaire responses are less than 100. N/A is shown where the base number of responses is less than 10 during the period. % is calculated as Quantity/Base number*100

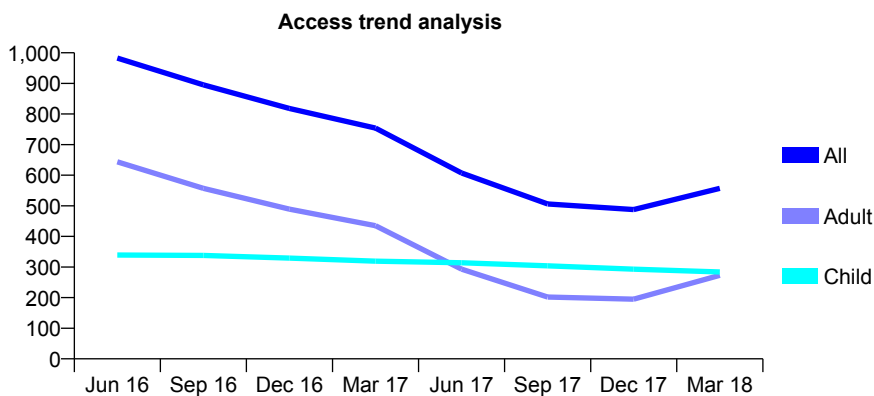
Q63 - Vital Signs At a Glance Contract Report for 794694/0001 - March 2018

Name or company name	Ian & Kim Duthie
Contract type name	GDS Contract
Purpose of contract	General
Contract start date	01/04/2006
Contract end date	

17/18 Contracted general activity (UDA)	1,344
Carry forward general activity (UDA)	-16
17/18 Contracted orthodontic activity (UOA)	0
Carry forward orthodontic activity (UOA)	0
Baseline contract value	£30,318.09

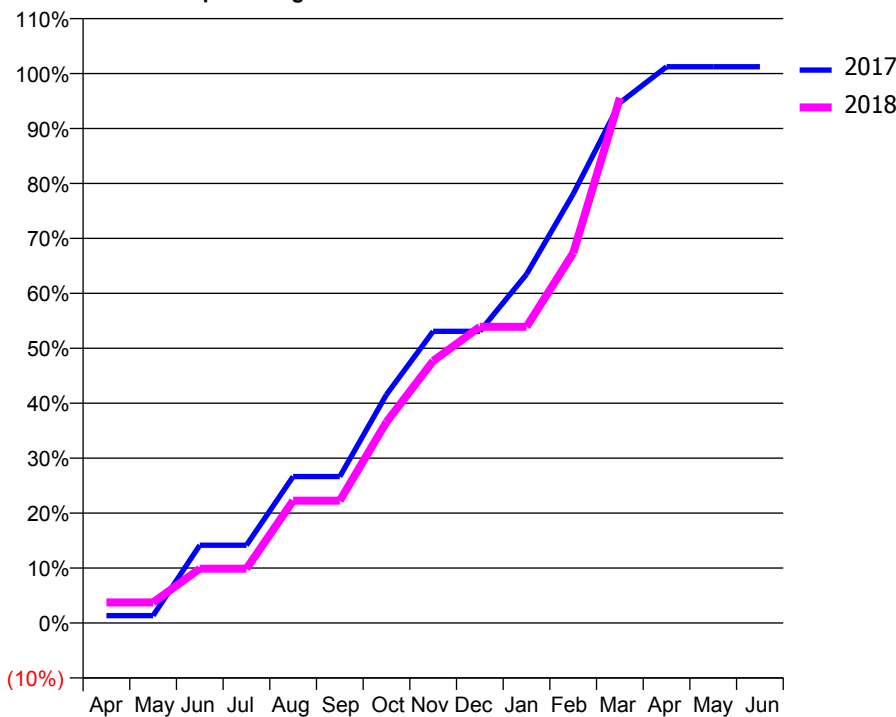
ACCESS*

Patients seen in 24 months	Total	Change since previous quarter
Quarter ending March 2017	754	
Quarter ending June 2017	607	↓
Quarter ending September 2017	506	↓
Quarter ending December 2017	488	↓
Quarter ending March 2018	557	↑
Variance since March 2017	(26.1%)	↓



ACTIVITY

Cumulative percentage of contracted UDA delivered 2017 & 2018



Adjusted Scheduled Activity (UDA)

Month	2017	2018
April	18	50
May	18	50
June	190	133
July	190	133
August	358	299
September	358	299
October	559	492
November	713	641
December	713	724
January	853	724
February	1,049	905
March	1,272	1,285
April	1,360	
May	1,360	
June	1,360	

QUALITY

	Quantity	Base Number	Contract	AT	Region	England
% of FP17s for the same patient ID Re-attending within 3 months - Children	43	497	8.7%	10.1%	11.5%	11.9%
% of FP17s for the same patient ID Re-attending within 3 months - Adults	52	300	17.3%	15.5%	16.8%	16.0%
% of FP17s for the same patient ID Re-attending between 3 & 9 months - Children	329	497	66.2%	48.4%	47.7%	58.3%
% of FP17s for the same patient ID Re-attending between 3 & 9 months - Adults	91	300	30.3%	38.1%	38.2%	50.3%
% of FP17s for Band 1 Urgent Courses	23	767	3.0%	10.1%	10.6%	9.1%
% of FP17s Relating to Free Repair or Replacements	0	767	0.0%	0.6%	0.6%	0.8%
% of FP17s Relating to Continuations	17	767	2.2%	0.9%	0.8%	1.0%
% of Patients satisfied with the dentistry they have received	0	0	N/A	90.1%	89.3%	91.5%
% of Patients satisfied with the time they had to wait for an appointment	0	0	N/A	86.9%	84.4%	87.9%

* This is based on patients treated on this contract for their most recent course of treatment. Figures in italics indicate the base number of FP17s or Patient Questionnaire responses are less than 100. N/A is shown where the base number of responses is less than 10 during the period. % is calculated as Quantity/Base number*100

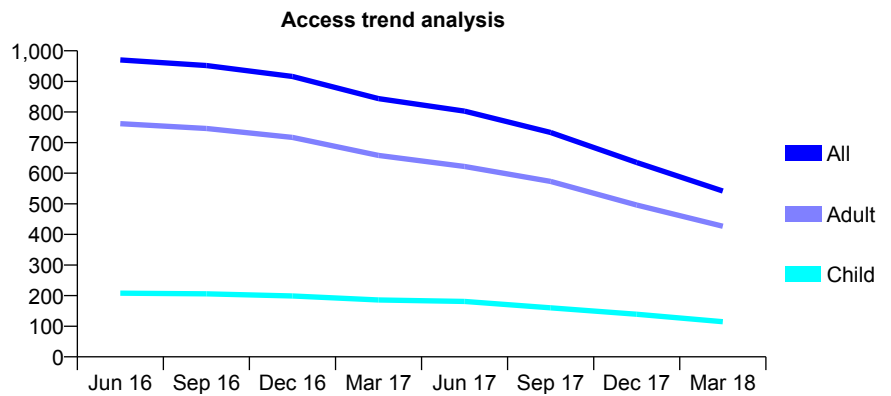
Q63 - Vital Signs At a Glance Contract Report for 795860/0001 - March 2018

Name or company name	MR S KHAN
Contract type name	GDS Contract
Purpose of contract	General
Contract start date	01/04/2006
Contract end date	

17/18 Contracted general activity (UDA)	4,000
Carry forward general activity (UDA)	0
17/18 Contracted orthodontic activity (UOA)	0
Carry forward orthodontic activity (UOA)	0
Baseline contract value	£97,061.27

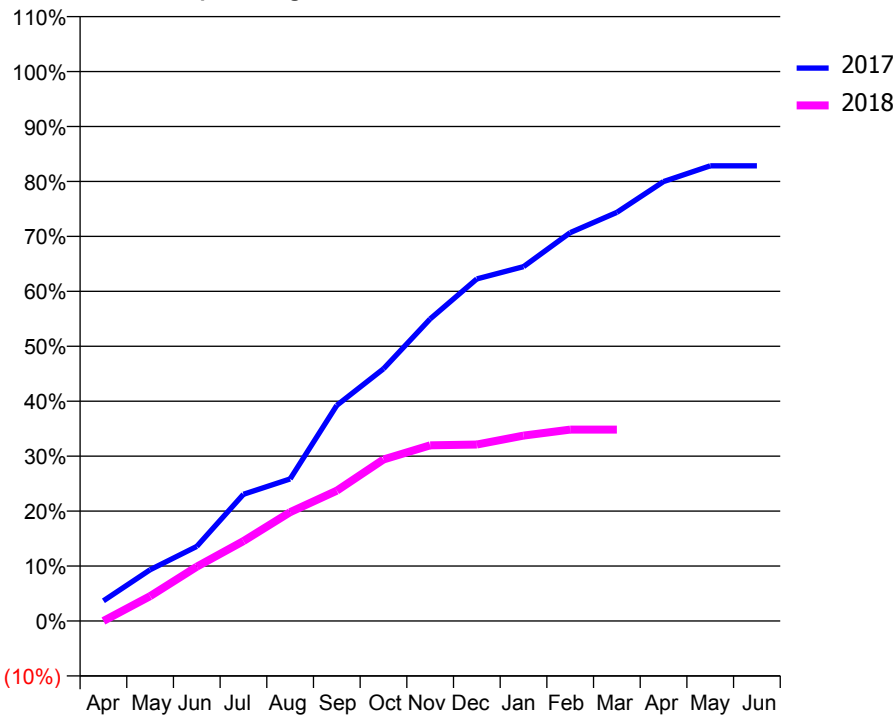
ACCESS*

Patients seen in 24 months	Total	Change since previous quarter
Quarter ending March 2017	844	
Quarter ending June 2017	803	↓
Quarter ending September 2017	733	↓
Quarter ending December 2017	635	↓
Quarter ending March 2018	542	↓
Variance since March 2017	(35.8%)	↓



ACTIVITY

Cumulative percentage of contracted UDA delivered 2017 & 2018



Month	Adjusted Scheduled Activity (UDA)	
	2017	2018
April	147	0
May	373	181
June	543	396
July	922	582
August	1,034	793
September	1,570	949
October	1,836	1,176
November	2,199	1,279
December	2,490	1,285
January	2,580	1,350
February	2,827	1,393
March	2,974	1,393
April	3,199	
May	3,313	
June	3,313	

QUALITY

	Quantity	Base Number	Contract	AT	Region	England
% of FP17s for the same patient ID Re-attending within 3 months - Children	5	124	4.0%	10.1%	11.5%	11.9%
% of FP17s for the same patient ID Re-attending within 3 months - Adults	15	377	4.0%	15.5%	16.8%	16.0%
% of FP17s for the same patient ID Re-attending between 3 & 9 months - Children	58	124	46.8%	48.4%	47.7%	58.3%
% of FP17s for the same patient ID Re-attending between 3 & 9 months - Adults	177	377	46.9%	38.1%	38.2%	50.3%
% of FP17s for Band 1 Urgent Courses	0	418	0.0%	10.1%	10.6%	9.1%
% of FP17s Relating to Free Repair or Replacements	0	418	0.0%	0.6%	0.6%	0.8%
% of FP17s Relating to Continuations	0	418	0.0%	0.9%	0.8%	1.0%
% of Patients satisfied with the dentistry they have received	0	0	N/A	90.1%	89.3%	91.5%
% of Patients satisfied with the time they had to wait for an appointment	0	0	N/A	86.9%	84.4%	87.9%

* This is based on patients treated on this contract for their most recent course of treatment. Figures in italics indicate the base number of FP17s or Patient Questionnaire responses are less than 100. N/A is shown where the base number of responses is less than 10 during the period. % is calculated as Quantity/Base number*100

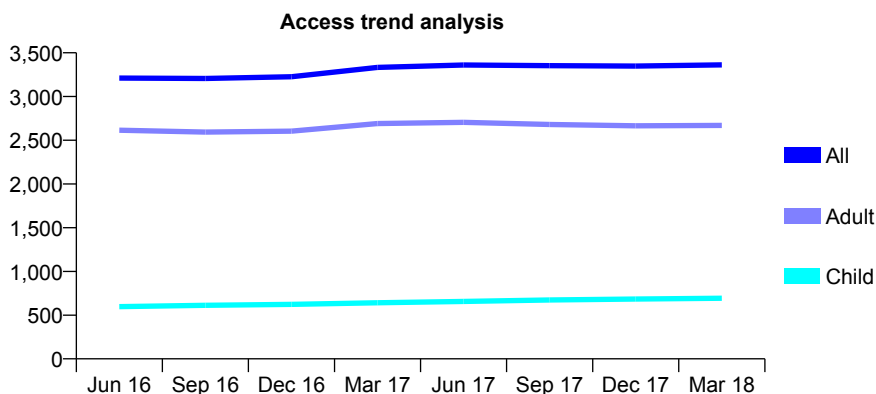
Q63 - Vital Signs At a Glance Contract Report for 801011/0001 - March 2018

Name or company name	MR H KELAY
Contract type name	GDS Contract
Purpose of contract	General
Contract start date	01/04/2006
Contract end date	

17/18 Contracted general activity (UDA)	11,000
Carry forward general activity (UDA)	0
17/18 Contracted orthodontic activity (UOA)	0
Carry forward orthodontic activity (UOA)	0
Baseline contract value	£253,640.97

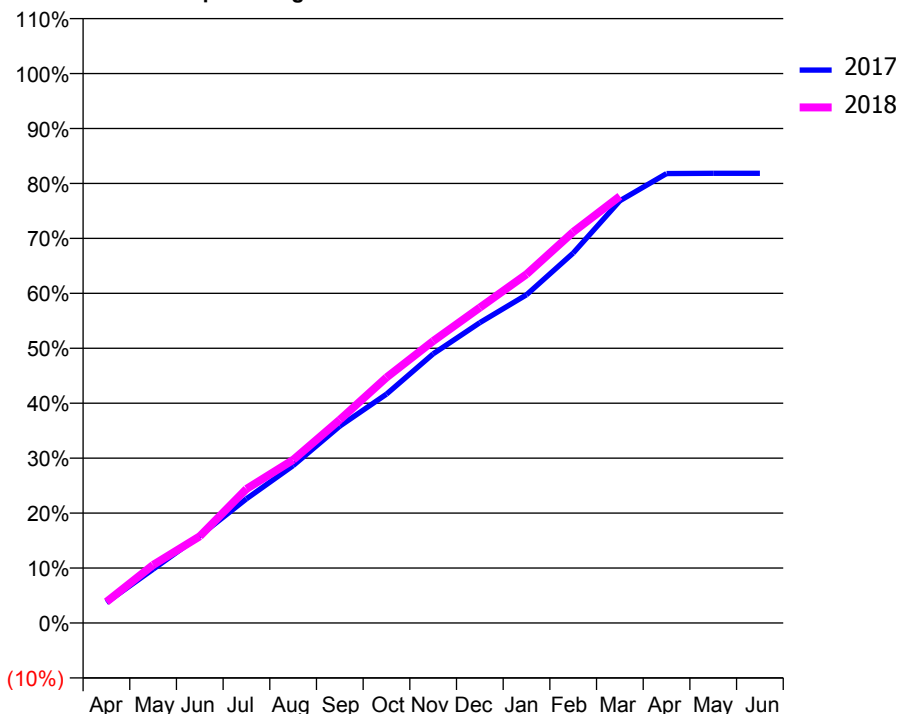
ACCESS*

Patients seen in 24 months	Total	Change since previous quarter
Quarter ending March 2017	3,333	
Quarter ending June 2017	3,360	→
Quarter ending September 2017	3,353	→
Quarter ending December 2017	3,349	→
Quarter ending March 2018	3,362	→
Variance since March 2017	0.9%	→



ACTIVITY

Cumulative percentage of contracted UDA delivered 2017 & 2018



Month	Adjusted Scheduled Activity (UDA)	
	2017	2018
April	411	423
May	1,077	1,162
June	1,747	1,738
July	2,486	2,683
August	3,151	3,265
September	3,941	4,070
October	4,581	4,916
November	5,388	5,645
December	6,012	6,314
January	6,570	6,983
February	7,407	7,829
March	8,454	8,544
April	8,998	
May	9,003	
June	9,003	

QUALITY

	Quantity	Base Number	Contract	AT	Region	England
% of FP17s for the same patient ID Re-attending within 3 months - Children	60	851	7.1%	10.1%	11.5%	11.9%
% of FP17s for the same patient ID Re-attending within 3 months - Adults	396	3,083	12.8%	15.5%	16.8%	16.0%
% of FP17s for the same patient ID Re-attending between 3 & 9 months - Children	324	851	38.1%	48.4%	47.7%	58.3%
% of FP17s for the same patient ID Re-attending between 3 & 9 months - Adults	1,255	3,083	40.7%	38.1%	38.2%	50.3%
% of FP17s for Band 1 Urgent Courses	211	3,420	6.2%	10.1%	10.6%	9.1%
% of FP17s Relating to Free Repair or Replacements	8	3,420	0.2%	0.6%	0.6%	0.8%
% of FP17s Relating to Continuations	82	3,420	2.4%	0.9%	0.8%	1.0%
% of Patients satisfied with the dentistry they have received	0	1	N/A	90.1%	89.3%	91.5%
% of Patients satisfied with the time they had to wait for an appointment	0	1	N/A	86.9%	84.4%	87.9%

* This is based on patients treated on this contract for their most recent course of treatment. Figures in italics indicate the base number of FP17s or Patient Questionnaire responses are less than 100. N/A is shown where the base number of responses is less than 10 during the period. % is calculated as Quantity/Base number*100

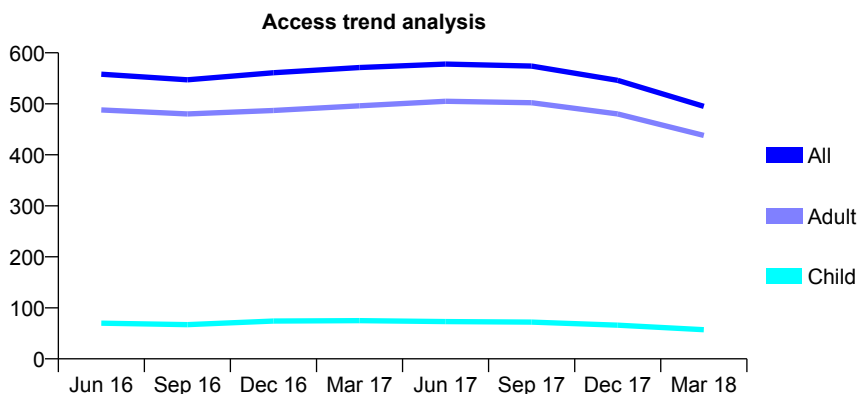
Q63 - Vital Signs At a Glance Contract Report for 801321/0002 - March 2018

Name or company name	MR AJ WEISS
Contract type name	GDS Contract
Purpose of contract	General
Contract start date	01/04/2006
Contract end date	

17/18 Contracted general activity (UDA)	1,200
Carry forward general activity (UDA)	-24
17/18 Contracted orthodontic activity (UOA)	0
Carry forward orthodontic activity (UOA)	0
Baseline contract value	£24,989.67

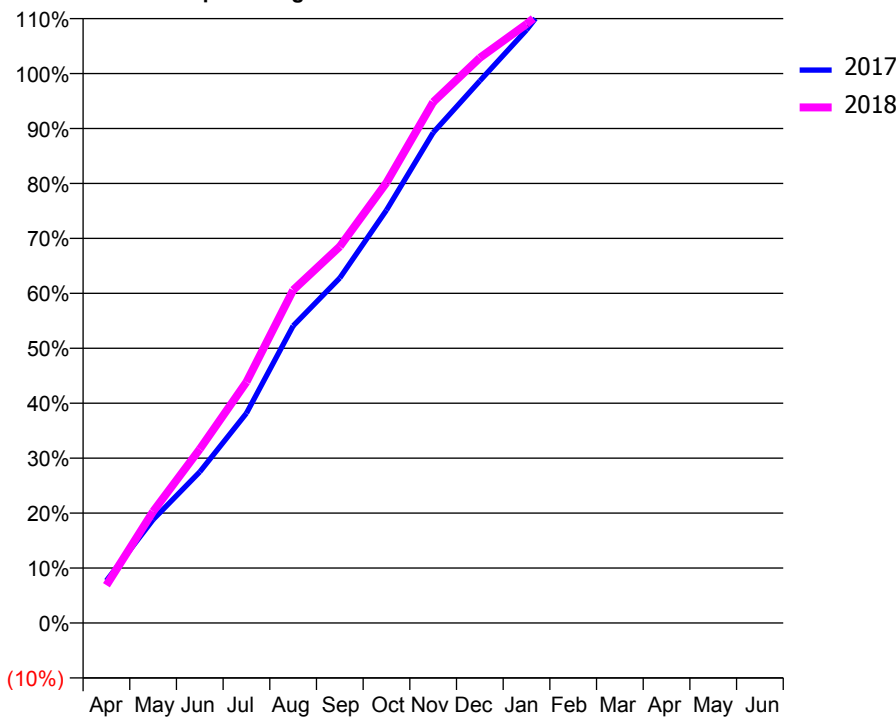
ACCESS*

Patients seen in 24 months	Total	Change since previous quarter
Quarter ending March 2017	571	
Quarter ending June 2017	578	→
Quarter ending September 2017	574	→
Quarter ending December 2017	546	↓
Quarter ending March 2018	495	↓
Variance since March 2017	(13.3%)	↓



ACTIVITY

Cumulative percentage of contracted UDA delivered 2017 & 2018



Month	Adjusted Scheduled Activity (UDA)	
	2017	2018
April	92	83
May	226	244
June	330	380
July	458	526
August	649	727
September	753	822
October	902	962
November	1,071	1,138
December	1,184	1,234
January	1,295	1,308
February	1,425	1,392
March	1,601	1,413
April	1,630	
May	1,630	
June	1,630	

QUALITY

	Quantity	Base Number	Contract	AT	Region	England
% of FP17s for the same patient ID Re-attending within 3 months - Children	2	80	2.5%	10.1%	11.5%	11.9%
% of FP17s for the same patient ID Re-attending within 3 months - Adults	108	742	14.6%	15.5%	16.8%	16.0%
% of FP17s for the same patient ID Re-attending between 3 & 9 months - Children	58	80	72.5%	48.4%	47.7%	58.3%
% of FP17s for the same patient ID Re-attending between 3 & 9 months - Adults	503	742	67.8%	38.1%	38.2%	50.3%
% of FP17s for Band 1 Urgent Courses	70	802	8.7%	10.1%	10.6%	9.1%
% of FP17s Relating to Free Repair or Replacements	0	802	0.0%	0.6%	0.6%	0.8%
% of FP17s Relating to Continuations	4	802	0.5%	0.9%	0.8%	1.0%
% of Patients satisfied with the dentistry they have received	0	0	N/A	90.1%	89.3%	91.5%
% of Patients satisfied with the time they had to wait for an appointment	0	0	N/A	86.9%	84.4%	87.9%

* This is based on patients treated on this contract for their most recent course of treatment. Figures in italics indicate the base number of FP17s or Patient Questionnaire responses are less than 100. N/A is shown where the base number of responses is less than 10 during the period. % is calculated as Quantity/Base number*100

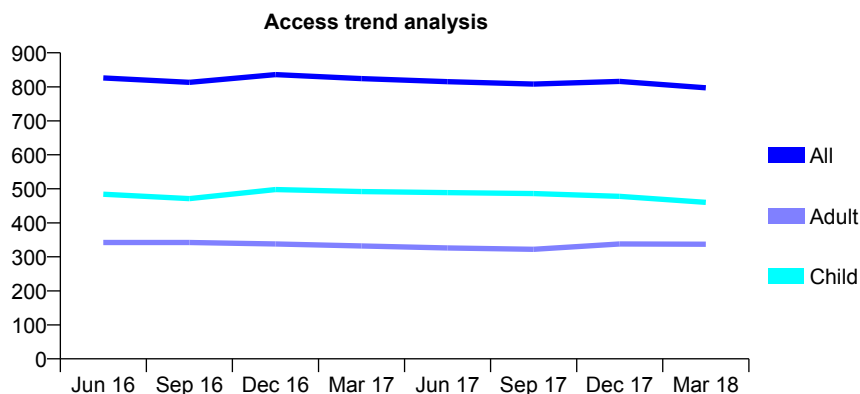
Q63 - Vital Signs At a Glance Contract Report for 801518/0001 - March 2018

Name or company name	MR DH KEEN
Contract type name	GDS Contract
Purpose of contract	General
Contract start date	01/04/2006
Contract end date	

17/18 Contracted general activity (UDA)	2,287
Carry forward general activity (UDA)	55
17/18 Contracted orthodontic activity (UOA)	0
Carry forward orthodontic activity (UOA)	0
Baseline contract value	£59,547.62

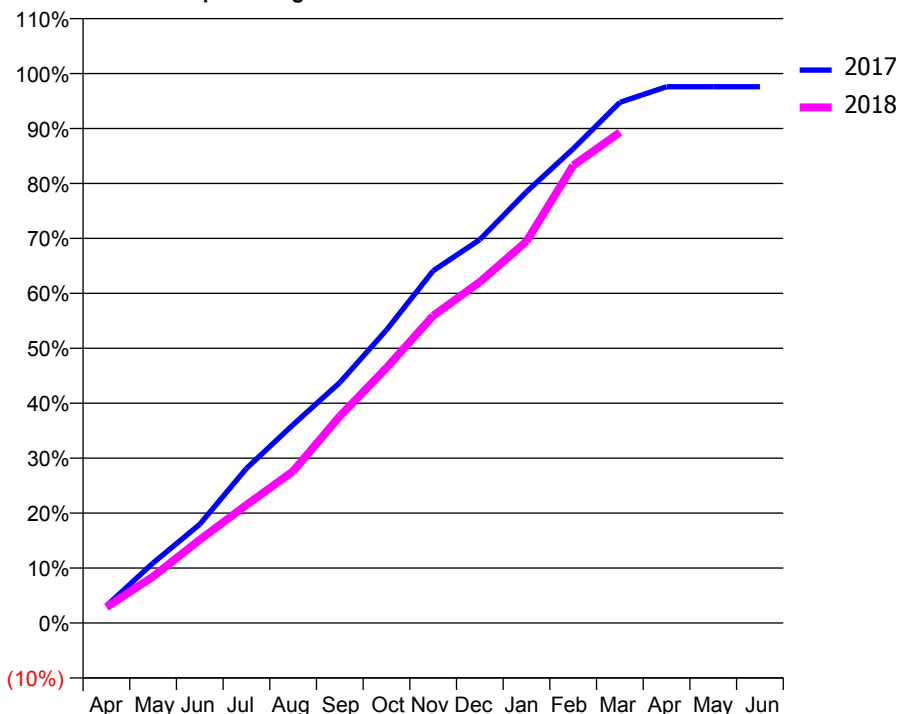
ACCESS*

Patients seen in 24 months	Total	Change since previous quarter
Quarter ending March 2017	824	
Quarter ending June 2017	815	↓
Quarter ending September 2017	808	→
Quarter ending December 2017	816	→
Quarter ending March 2018	797	↓
Variance since March 2017	(3.3%)	↓



ACTIVITY

Cumulative percentage of contracted UDA delivered 2017 & 2018



Month	Adjusted Scheduled Activity (UDA)	
	2017	2018
April	71	66
May	250	194
June	411	347
July	644	492
August	826	632
September	1,001	861
October	1,220	1,062
November	1,466	1,279
December	1,596	1,419
January	1,795	1,589
February	1,974	1,905
March	2,167	2,042
April	2,232	
May	2,232	
June	2,232	

QUALITY

	Quantity	Base Number	Contract	AT	Region	England
% of FP17s for the same patient ID Re-attending within 3 months - Children	60	631	9.5%	10.1%	11.5%	11.9%
% of FP17s for the same patient ID Re-attending within 3 months - Adults	41	372	11.0%	15.5%	16.8%	16.0%
% of FP17s for the same patient ID Re-attending between 3 & 9 months - Children	341	631	54.0%	48.4%	47.7%	58.3%
% of FP17s for the same patient ID Re-attending between 3 & 9 months - Adults	192	372	51.6%	38.1%	38.2%	50.3%
% of FP17s for Band 1 Urgent Courses	29	974	3.0%	10.1%	10.6%	9.1%
% of FP17s Relating to Free Repair or Replacements	0	974	0.0%	0.6%	0.6%	0.8%
% of FP17s Relating to Continuations	0	974	0.0%	0.9%	0.8%	1.0%
% of Patients satisfied with the dentistry they have received	0	0	N/A	90.1%	89.3%	91.5%
% of Patients satisfied with the time they had to wait for an appointment	0	0	N/A	86.9%	84.4%	87.9%

* This is based on patients treated on this contract for their most recent course of treatment. Figures in italics indicate the base number of FP17s or Patient Questionnaire responses are less than 100. N/A is shown where the base number of responses is less than 10 during the period. % is calculated as Quantity/Base number*100

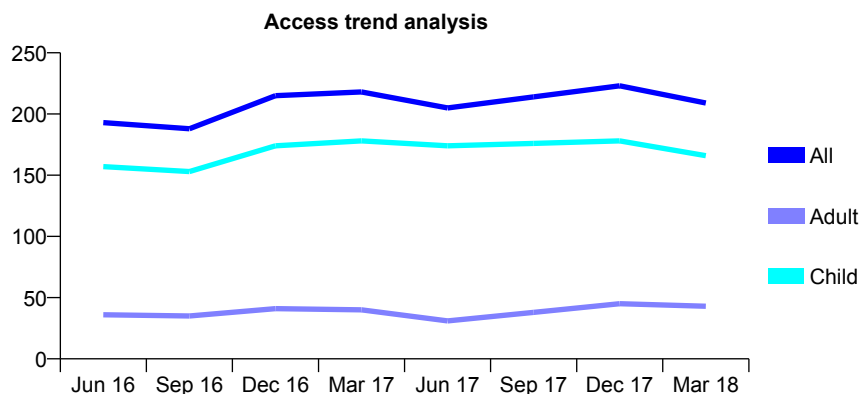
Q63 - Vital Signs At a Glance Contract Report for 801976/0001 - March 2018

Name or company name	MR BG GRUNDY
Contract type name	GDS Contract
Purpose of contract	General
Contract start date	01/04/2006
Contract end date	

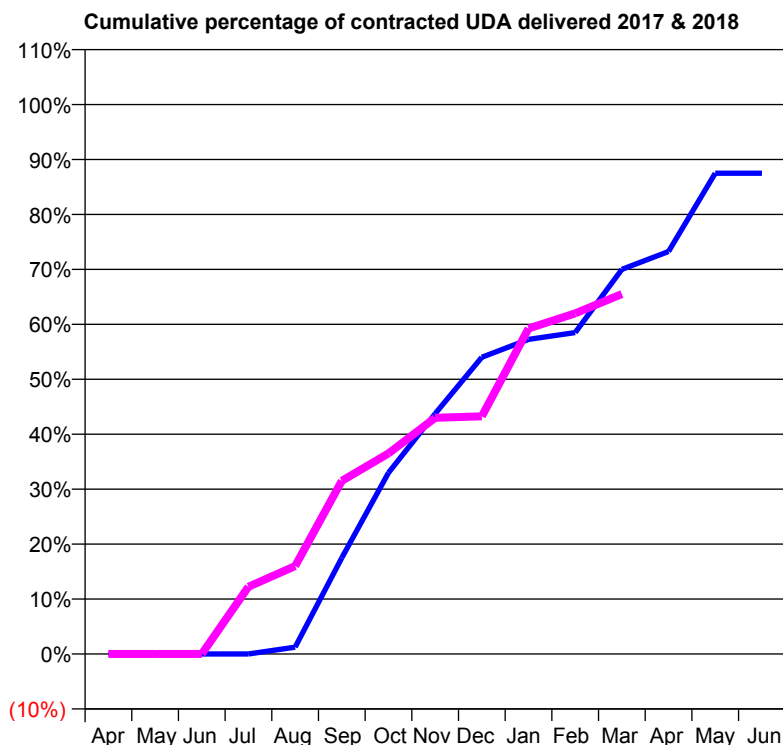
17/18 Contracted general activity (UDA)	400
Carry forward general activity (UDA)	0
17/18 Contracted orthodontic activity (UOA)	0
Carry forward orthodontic activity (UOA)	0
Baseline contract value	£10,881.44

ACCESS*

Patients seen in 24 months	Total	Change since previous quarter
Quarter ending March 2017	218	
Quarter ending June 2017	205	↓
Quarter ending September 2017	214	↑
Quarter ending December 2017	223	↑
Quarter ending March 2018	209	↓
Variance since March 2017	(4.1%)	↓



ACTIVITY



Month	Adjusted Scheduled Activity (UDA)	
	2017	2018
April	0	0
May	0	0
June	0	0
July	0	49
August	5	64
September	70	126
October	132	146
November	175	172
December	216	173
January	229	237
February	234	248
March	280	262
April	293	
May	350	
June	350	

QUALITY

	Quantity	Base Number	Contract	AT	Region	England
% of FP17s for the same patient ID Re-attending within 3 months - Children	6	170	3.5%	10.1%	11.5%	11.9%
% of FP17s for the same patient ID Re-attending within 3 months - Adults	1	20	5.0%	15.5%	16.8%	16.0%
% of FP17s for the same patient ID Re-attending between 3 & 9 months - Children	50	170	29.4%	48.4%	47.7%	58.3%
% of FP17s for the same patient ID Re-attending between 3 & 9 months - Adults	0	20	0.0%	38.1%	38.2%	50.3%
% of FP17s for Band 1 Urgent Courses	0	163	0.0%	10.1%	10.6%	9.1%
% of FP17s Relating to Free Repair or Replacements	0	163	0.0%	0.6%	0.6%	0.8%
% of FP17s Relating to Continuations	0	163	0.0%	0.9%	0.8%	1.0%
% of Patients satisfied with the dentistry they have received	0	0	N/A	90.1%	89.3%	91.5%
% of Patients satisfied with the time they had to wait for an appointment	0	0	N/A	86.9%	84.4%	87.9%

* This is based on patients treated on this contract for their most recent course of treatment. Figures in italics indicate the base number of FP17s or Patient Questionnaire responses are less than 100. N/A is shown where the base number of responses is less than 10 during the period. % is calculated as Quantity/Base number*100

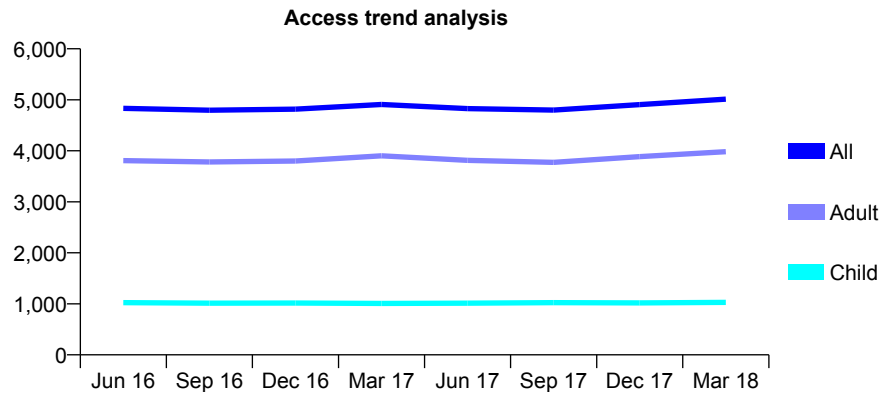
Q63 - Vital Signs At a Glance Contract Report for 803804/0001 - March 2018

Name or company name	Thanet House Dental Care
Contract type name	GDS Contract
Purpose of contract	General
Contract start date	01/04/2006
Contract end date	

17/18 Contracted general activity (UDA)	13,632
Carry forward general activity (UDA)	-5
17/18 Contracted orthodontic activity (UOA)	0
Carry forward orthodontic activity (UOA)	0
Baseline contract value	£356,030.12

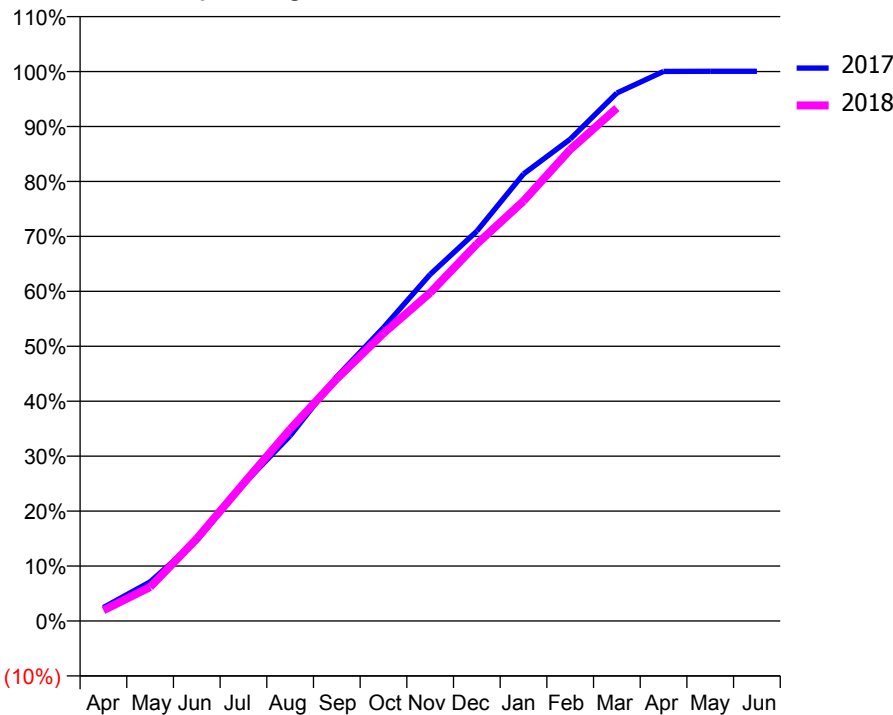
ACCESS*

Patients seen in 24 months	Total	Change since previous quarter
Quarter ending March 2017	4,909	
Quarter ending June 2017	4,827	↓
Quarter ending September 2017	4,799	→
Quarter ending December 2017	4,905	↑
Quarter ending March 2018	5,012	↑
Variance since March 2017	2.1%	↑



ACTIVITY

Cumulative percentage of contracted UDA delivered 2017 & 2018



Month	Adjusted Scheduled Activity (UDA)	
	2017	2018
April	335	268
May	971	843
June	2,003	2,042
July	3,394	3,413
August	4,598	4,759
September	6,061	6,011
October	7,280	7,138
November	8,599	8,141
December	9,670	9,354
January	11,091	10,419
February	11,954	11,697
March	13,099	12,723
April	13,633	
May	13,637	
June	13,637	

QUALITY

	Quantity	Base Number	Contract	AT	Region	England
% of FP17s for the same patient ID Re-attending within 3 months - Children	46	1,129	4.1%	10.1%	11.5%	11.9%
% of FP17s for the same patient ID Re-attending within 3 months - Adults	441	4,041	10.9%	15.5%	16.8%	16.0%
% of FP17s for the same patient ID Re-attending between 3 & 9 months - Children	463	1,129	41.0%	48.4%	47.7%	58.3%
% of FP17s for the same patient ID Re-attending between 3 & 9 months - Adults	1,436	4,041	35.5%	38.1%	38.2%	50.3%
% of FP17s for Band 1 Urgent Courses	369	4,944	7.5%	10.1%	10.6%	9.1%
% of FP17s Relating to Free Repair or Replacements	21	4,944	0.4%	0.6%	0.6%	0.8%
% of FP17s Relating to Continuations	16	4,944	0.3%	0.9%	0.8%	1.0%
% of Patients satisfied with the dentistry they have received	3	3	N/A	90.1%	89.3%	91.5%
% of Patients satisfied with the time they had to wait for an appointment	3	3	N/A	86.9%	84.4%	87.9%

* This is based on patients treated on this contract for their most recent course of treatment. Figures in italics indicate the base number of FP17s or Patient Questionnaire responses are less than 100. N/A is shown where the base number of responses is less than 10 during the period. % is calculated as Quantity/Base number*100

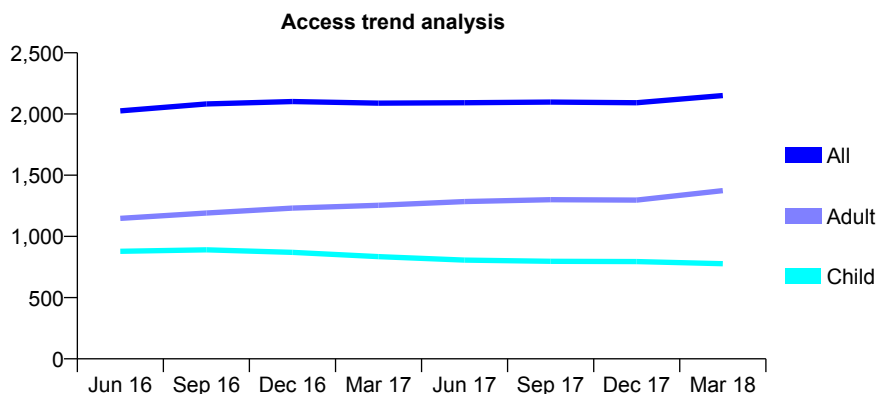
Q63 - Vital Signs At a Glance Contract Report for 808601/0001 - March 2018

Name or company name	MR GM BURR
Contract type name	GDS Contract
Purpose of contract	General
Contract start date	01/04/2006
Contract end date	

17/18 Contracted general activity (UDA)	4,000
Carry forward general activity (UDA)	27
17/18 Contracted orthodontic activity (UOA)	0
Carry forward orthodontic activity (UOA)	0
Baseline contract value	£104,150.01

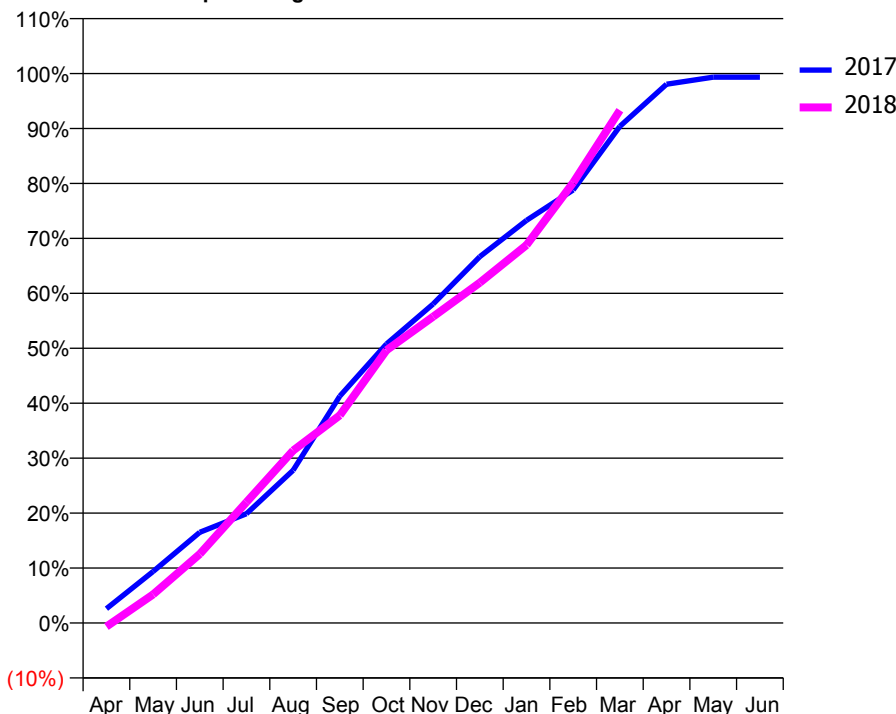
ACCESS*

Patients seen in 24 months	Total	Change since previous quarter
Quarter ending March 2017	2,089	
Quarter ending June 2017	2,092	→
Quarter ending September 2017	2,097	→
Quarter ending December 2017	2,092	→
Quarter ending March 2018	2,151	↑
Variance since March 2017	3.0%	↑



ACTIVITY

Cumulative percentage of contracted UDA delivered 2017 & 2018



Month	Adjusted Scheduled Activity (UDA)	
	2017	2018
April	105	-27
May	375	208
June	660	502
July	795	880
August	1,112	1,255
September	1,651	1,511
October	2,031	1,986
November	2,323	2,230
December	2,667	2,478
January	2,931	2,751
February	3,152	3,206
March	3,616	3,732
April	3,922	
May	3,973	
June	3,973	

QUALITY

	Quantity	Base Number	Contract	AT	Region	England
% of FP17s for the same patient ID Re-attending within 3 months - Children	35	874	4.0%	10.1%	11.5%	11.9%
% of FP17s for the same patient ID Re-attending within 3 months - Adults	127	1,313	9.7%	15.5%	16.8%	16.0%
% of FP17s for the same patient ID Re-attending between 3 & 9 months - Children	326	874	37.3%	48.4%	47.7%	58.3%
% of FP17s for the same patient ID Re-attending between 3 & 9 months - Adults	353	1,313	26.9%	38.1%	38.2%	50.3%
% of FP17s for Band 1 Urgent Courses	112	2,028	5.5%	10.1%	10.6%	9.1%
% of FP17s Relating to Free Repair or Replacements	1	2,028	0.0%	0.6%	0.6%	0.8%
% of FP17s Relating to Continuations	0	2,028	0.0%	0.9%	0.8%	1.0%
% of Patients satisfied with the dentistry they have received	1	1	N/A	90.1%	89.3%	91.5%
% of Patients satisfied with the time they had to wait for an appointment	1	1	N/A	86.9%	84.4%	87.9%

* This is based on patients treated on this contract for their most recent course of treatment. Figures in italics indicate the base number of FP17s or Patient Questionnaire responses are less than 100. N/A is shown where the base number of responses is less than 10 during the period. % is calculated as Quantity/Base number*100

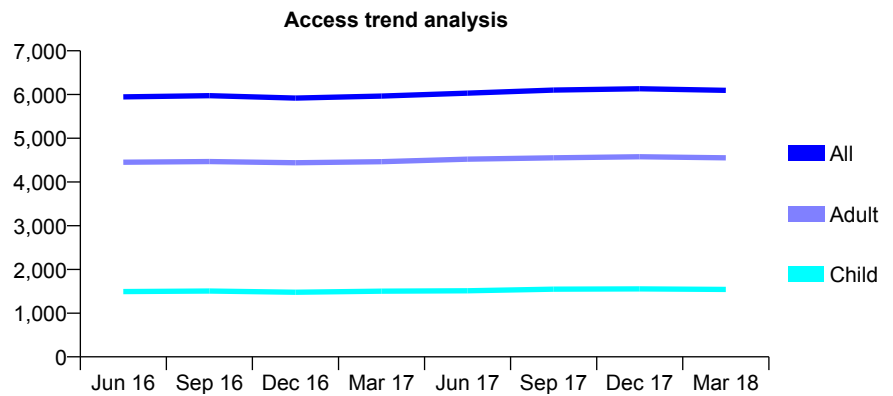
Q63 - Vital Signs At a Glance Contract Report for 809365/0001 - March 2018

Name or company name	MR CJ WETTON
Contract type name	GDS Contract
Purpose of contract	General
Contract start date	01/08/2012
Contract end date	

17/18 Contracted general activity (UDA)	14,364
Carry forward general activity (UDA)	-287
17/18 Contracted orthodontic activity (UOA)	0
Carry forward orthodontic activity (UOA)	0
Baseline contract value	£373,452.62

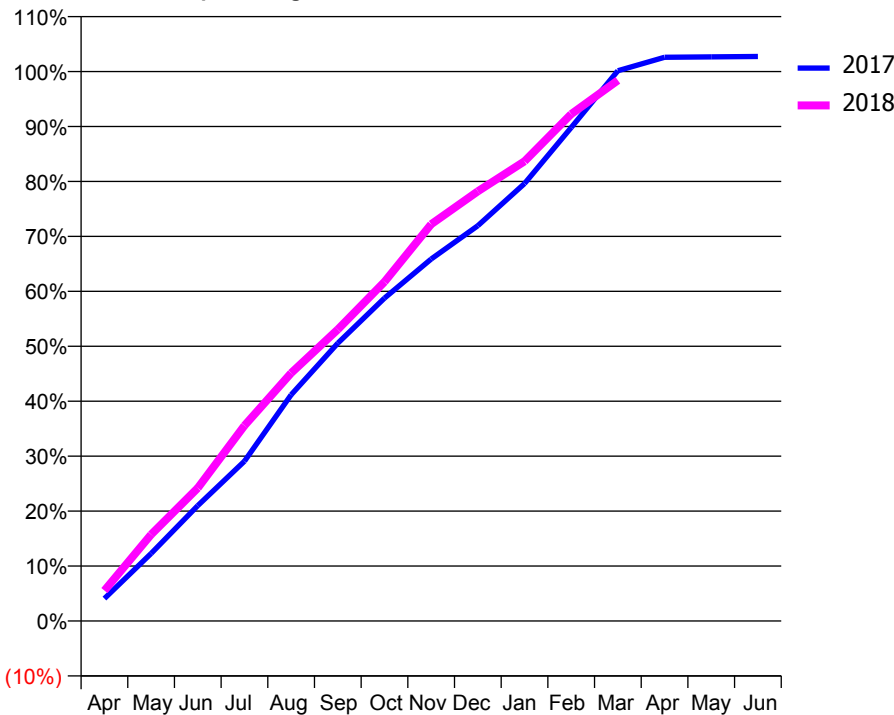
ACCESS*

Patients seen in 24 months	Total	Change since previous quarter
Quarter ending March 2017	5,965	
Quarter ending June 2017	6,032	→
Quarter ending September 2017	6,102	→
Quarter ending December 2017	6,131	→
Quarter ending March 2018	6,096	→
Variance since March 2017	2.2%	↑



ACTIVITY

Cumulative percentage of contracted UDA delivered 2017 & 2018



Month	Adjusted Scheduled Activity (UDA)	
	2017	2018
April	588	797
May	1,764	2,259
June	3,016	3,476
July	4,176	5,107
August	5,913	6,481
September	7,263	7,620
October	8,441	8,866
November	9,462	10,370
December	10,335	11,233
January	11,436	12,017
February	12,900	13,250
March	14,383	14,133
April	14,736	
May	14,747	
June	14,756	

QUALITY

	Quantity	Base Number	Contract	AT	Region	England
% of FP17s for the same patient ID Re-attending within 3 months - Children	117	2,173	5.4%	10.1%	11.5%	11.9%
% of FP17s for the same patient ID Re-attending within 3 months - Adults	542	5,661	9.6%	15.5%	16.8%	16.0%
% of FP17s for the same patient ID Re-attending between 3 & 9 months - Children	1,093	2,173	50.3%	48.4%	47.7%	58.3%
% of FP17s for the same patient ID Re-attending between 3 & 9 months - Adults	2,601	5,661	45.9%	38.1%	38.2%	50.3%
% of FP17s for Band 1 Urgent Courses	462	7,680	6.0%	10.1%	10.6%	9.1%
% of FP17s Relating to Free Repair or Replacements	104	7,680	1.4%	0.6%	0.6%	0.8%
% of FP17s Relating to Continuations	25	7,680	0.3%	0.9%	0.8%	1.0%
% of Patients satisfied with the dentistry they have received	0	0	N/A	90.1%	89.3%	91.5%
% of Patients satisfied with the time they had to wait for an appointment	0	0	N/A	86.9%	84.4%	87.9%

* This is based on patients treated on this contract for their most recent course of treatment. Figures in italics indicate the base number of FP17s or Patient Questionnaire responses are less than 100. N/A is shown where the base number of responses is less than 10 during the period. % is calculated as Quantity/Base number*100

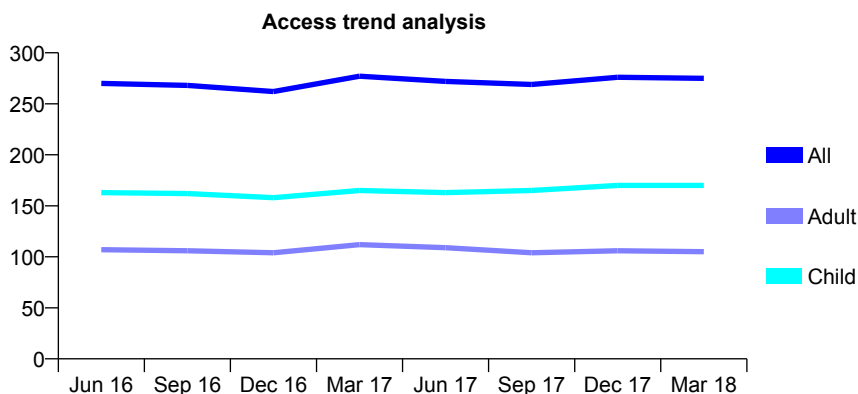
Q63 - Vital Signs At a Glance Contract Report for 810576/0001 - March 2018

Name or company name	MR RA PEREIRA
Contract type name	GDS Contract
Purpose of contract	General
Contract start date	01/04/2006
Contract end date	

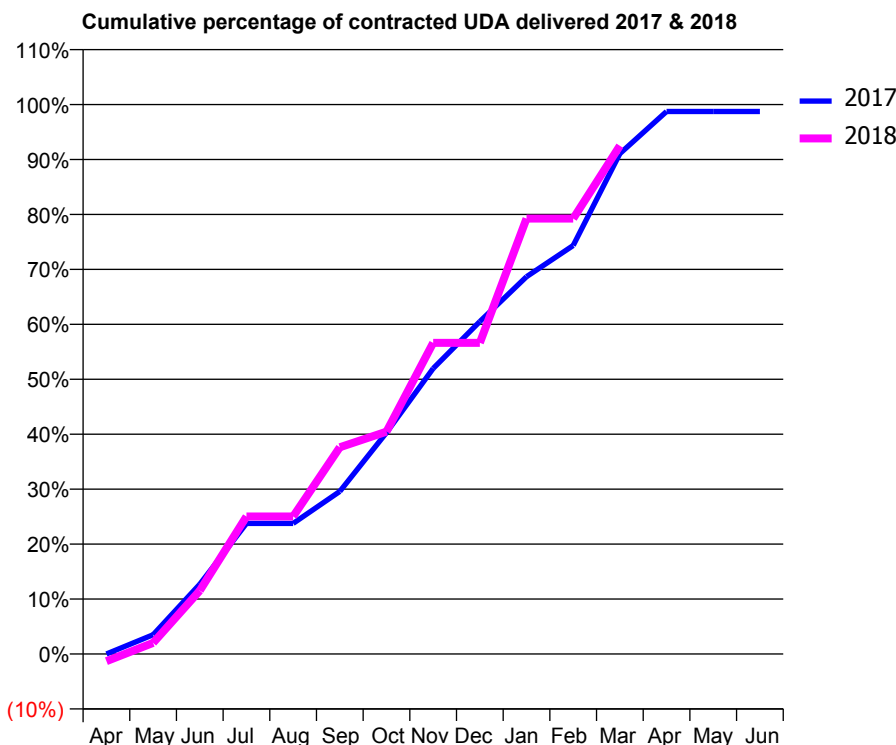
17/18 Contracted general activity (UDA)	600
Carry forward general activity (UDA)	8
17/18 Contracted orthodontic activity (UOA)	0
Carry forward orthodontic activity (UOA)	0
Baseline contract value	£16,385.56

ACCESS*

Patients seen in 24 months	Total	Change since previous quarter
Quarter ending March 2017	277	
Quarter ending June 2017	272	↓
Quarter ending September 2017	269	↓
Quarter ending December 2017	276	↑
Quarter ending March 2018	275	→
Variance since March 2017	(0.7%)	→



ACTIVITY



Month	Adjusted Scheduled Activity (UDA)	
	2017	2018
April	0	-8
May	21	12
June	76	69
July	143	150
August	143	150
September	178	226
October	242	243
November	312	340
December	363	340
January	412	475
February	446	475
March	546	555
April	592	
May	592	
June	592	

QUALITY

	Quantity	Base Number	Contract	AT	Region	England
% of FP17s for the same patient ID Re-attending within 3 months - Children	2	180	1.1%	10.1%	11.5%	11.9%
% of FP17s for the same patient ID Re-attending within 3 months - Adults	6	90	6.7%	15.5%	16.8%	16.0%
% of FP17s for the same patient ID Re-attending between 3 & 9 months - Children	33	180	18.3%	48.4%	47.7%	58.3%
% of FP17s for the same patient ID Re-attending between 3 & 9 months - Adults	28	90	31.1%	38.1%	38.2%	50.3%
% of FP17s for Band 1 Urgent Courses	10	249	4.0%	10.1%	10.6%	9.1%
% of FP17s Relating to Free Repair or Replacements	0	249	0.0%	0.6%	0.6%	0.8%
% of FP17s Relating to Continuations	0	249	0.0%	0.9%	0.8%	1.0%
% of Patients satisfied with the dentistry they have received	1	1	N/A	90.1%	89.3%	91.5%
% of Patients satisfied with the time they had to wait for an appointment	1	1	N/A	86.9%	84.4%	87.9%

* This is based on patients treated on this contract for their most recent course of treatment. Figures in italics indicate the base number of FP17s or Patient Questionnaire responses are less than 100. N/A is shown where the base number of responses is less than 10 during the period. % is calculated as Quantity/Base number*100

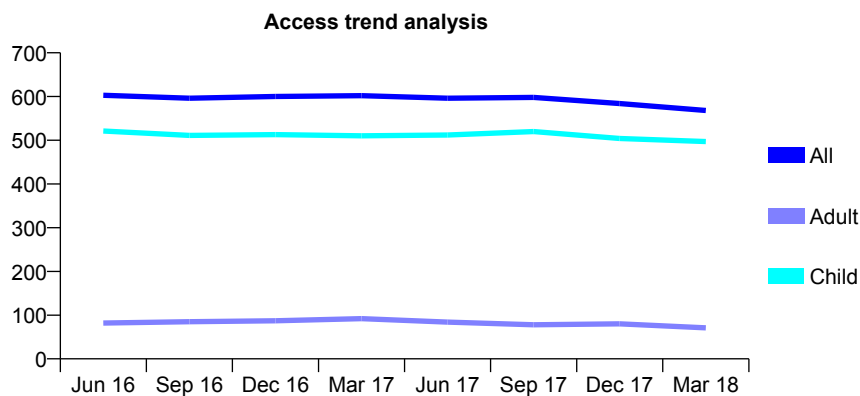
Q63 - Vital Signs At a Glance Contract Report for 813141/0001 - March 2018

Name or company name	Dental Surgery
Contract type name	GDS Contract
Purpose of contract	General
Contract start date	01/04/2006
Contract end date	

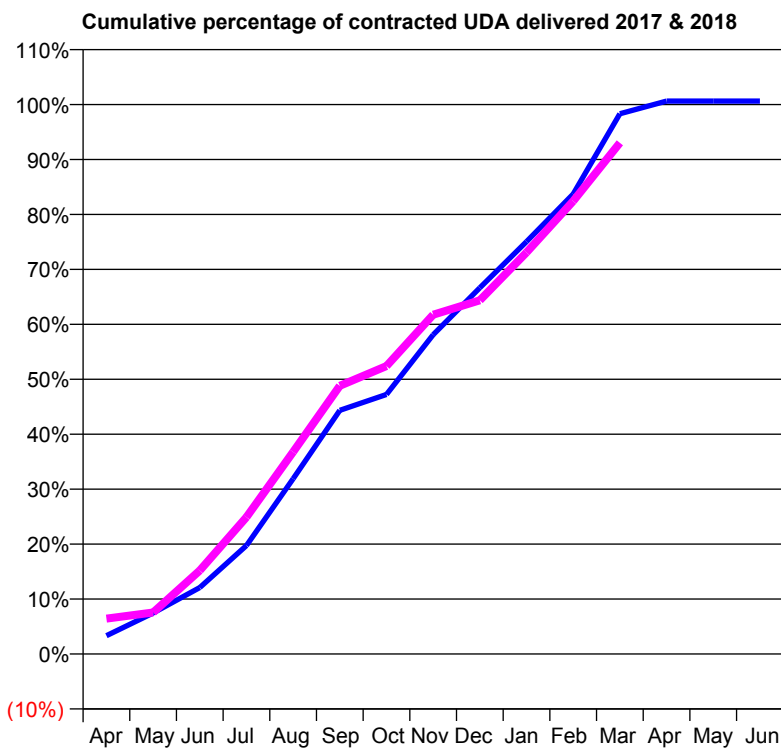
17/18 Contracted general activity (UDA)	1,261
Carry forward general activity (UDA)	-8
17/18 Contracted orthodontic activity (UOA)	0
Carry forward orthodontic activity (UOA)	0
Baseline contract value	£43,279.52

ACCESS*

Patients seen in 24 months	Total	Change since previous quarter
Quarter ending March 2017	602	
Quarter ending June 2017	596	→
Quarter ending September 2017	598	→
Quarter ending December 2017	584	↓
Quarter ending March 2018	568	↓
Variance since March 2017	(5.6%)	↓



ACTIVITY



Month	Adjusted Scheduled Activity (UDA)	
	2017	2018
April	42	81
May	94	95
June	152	192
July	249	314
August	402	464
September	559	615
October	596	661
November	733	779
December	840	812
January	946	921
February	1,056	1,039
March	1,240	1,173
April	1,269	
May	1,269	
June	1,269	

QUALITY

	Quantity	Base Number	Contract	AT	Region	England
% of FP17s for the same patient ID Re-attending within 3 months - Children	37	716	5.2%	10.1%	11.5%	11.9%
% of FP17s for the same patient ID Re-attending within 3 months - Adults	0	31	0.0%	15.5%	16.8%	16.0%
% of FP17s for the same patient ID Re-attending between 3 & 9 months - Children	399	716	55.7%	48.4%	47.7%	58.3%
% of FP17s for the same patient ID Re-attending between 3 & 9 months - Adults	19	31	61.3%	38.1%	38.2%	50.3%
% of FP17s for Band 1 Urgent Courses	25	729	3.4%	10.1%	10.6%	9.1%
% of FP17s Relating to Free Repair or Replacements	1	729	0.1%	0.6%	0.6%	0.8%
% of FP17s Relating to Continuations	2	729	0.3%	0.9%	0.8%	1.0%
% of Patients satisfied with the dentistry they have received	0	0	N/A	90.1%	89.3%	91.5%
% of Patients satisfied with the time they had to wait for an appointment	0	0	N/A	86.9%	84.4%	87.9%

* This is based on patients treated on this contract for their most recent course of treatment. Figures in italics indicate the base number of FP17s or Patient Questionnaire responses are less than 100. N/A is shown where the base number of responses is less than 10 during the period. % is calculated as Quantity/Base number*100

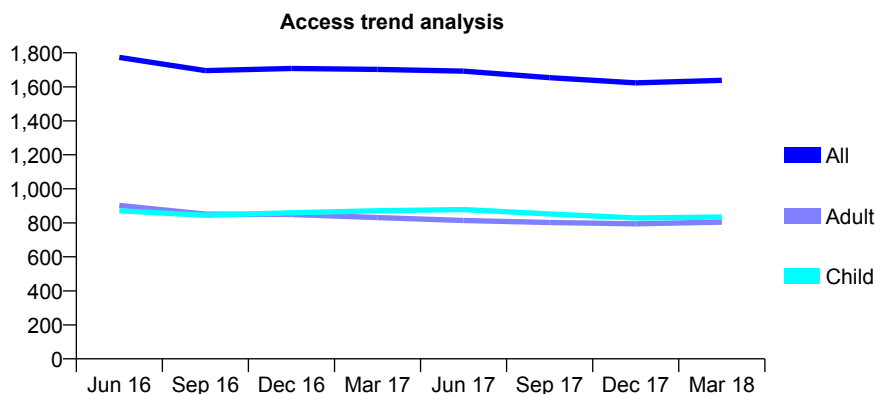
Q63 - Vital Signs At a Glance Contract Report for 813656/0001 - March 2018

Name or company name	MR KJ BROPHY
Contract type name	GDS Contract
Purpose of contract	General
Contract start date	01/04/2006
Contract end date	

17/18 Contracted general activity (UDA)	7,642
Carry forward general activity (UDA)	0
17/18 Contracted orthodontic activity (UOA)	0
Carry forward orthodontic activity (UOA)	0
Baseline contract value	£248,970.59

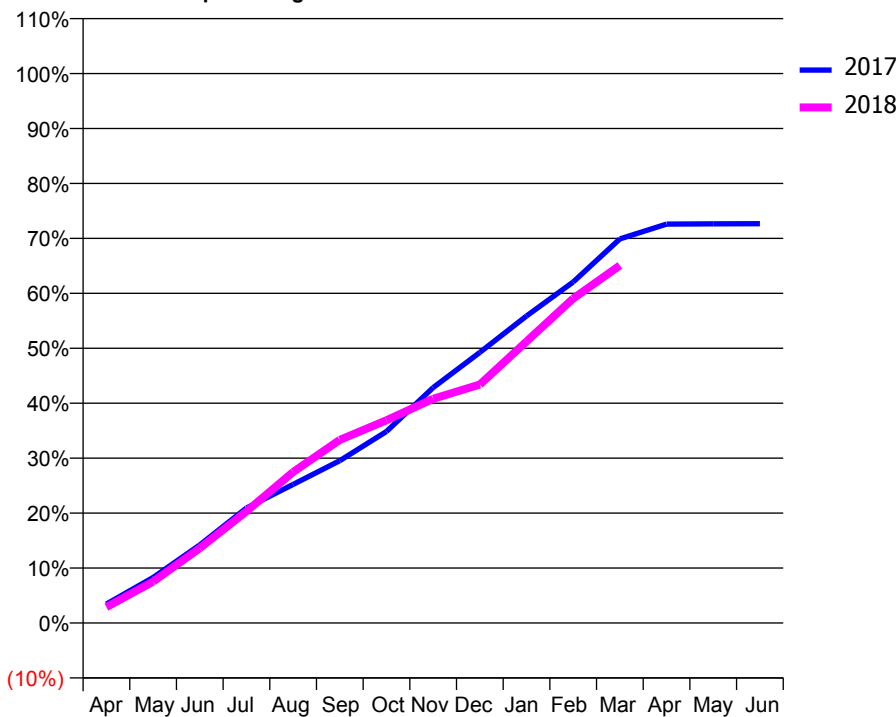
ACCESS*

Patients seen in 24 months	Total	Change since previous quarter
Quarter ending March 2017	1,702	
Quarter ending June 2017	1,692	→
Quarter ending September 2017	1,654	↓
Quarter ending December 2017	1,623	↓
Quarter ending March 2018	1,638	→
Variance since March 2017	(3.8%)	↓



ACTIVITY

Cumulative percentage of contracted UDA delivered 2017 & 2018



Month	Adjusted Scheduled Activity (UDA)	
	2017	2018
April	264	221
May	633	576
June	1,085	1,041
July	1,599	1,552
August	1,927	2,100
September	2,259	2,548
October	2,664	2,819
November	3,275	3,118
December	3,764	3,317
January	4,271	3,915
February	4,742	4,512
March	5,342	4,973
April	5,548	
May	5,551	
June	5,554	

QUALITY

	Quantity	Base Number	Contract	AT	Region	England
% of FP17s for the same patient ID Re-attending within 3 months - Children	64	1,017	6.3%	10.1%	11.5%	11.9%
% of FP17s for the same patient ID Re-attending within 3 months - Adults	211	951	22.2%	15.5%	16.8%	16.0%
% of FP17s for the same patient ID Re-attending between 3 & 9 months - Children	481	1,017	47.3%	48.4%	47.7%	58.3%
% of FP17s for the same patient ID Re-attending between 3 & 9 months - Adults	380	951	40.0%	38.1%	38.2%	50.3%
% of FP17s for Band 1 Urgent Courses	166	1,880	8.8%	10.1%	10.6%	9.1%
% of FP17s Relating to Free Repair or Replacements	34	1,880	1.8%	0.6%	0.6%	0.8%
% of FP17s Relating to Continuations	0	1,880	0.0%	0.9%	0.8%	1.0%
% of Patients satisfied with the dentistry they have received	0	0	N/A	90.1%	89.3%	91.5%
% of Patients satisfied with the time they had to wait for an appointment	0	0	N/A	86.9%	84.4%	87.9%

* This is based on patients treated on this contract for their most recent course of treatment. Figures in italics indicate the base number of FP17s or Patient Questionnaire responses are less than 100. N/A is shown where the base number of responses is less than 10 during the period. % is calculated as Quantity/Base number*100

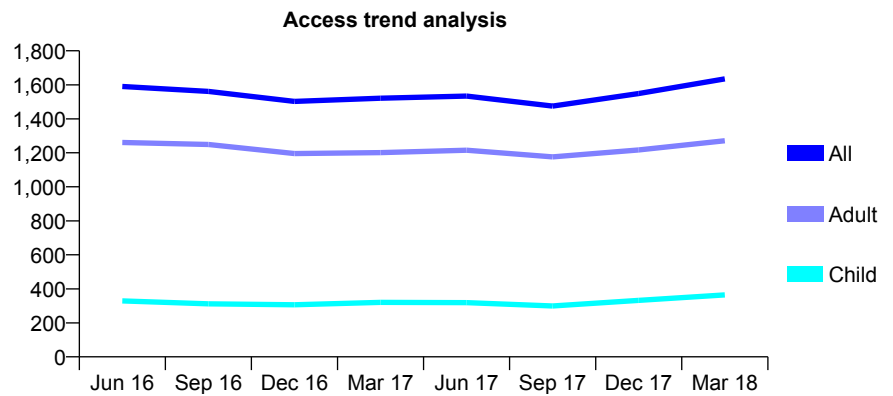
Q63 - Vital Signs At a Glance Contract Report for 819859/0001 - March 2018

Name or company name	MR CF MCCONNELL
Contract type name	GDS Contract
Purpose of contract	General
Contract start date	01/04/2006
Contract end date	

17/18 Contracted general activity (UDA)	5,369
Carry forward general activity (UDA)	-26
17/18 Contracted orthodontic activity (UOA)	0
Carry forward orthodontic activity (UOA)	0
Baseline contract value	£142,334.34

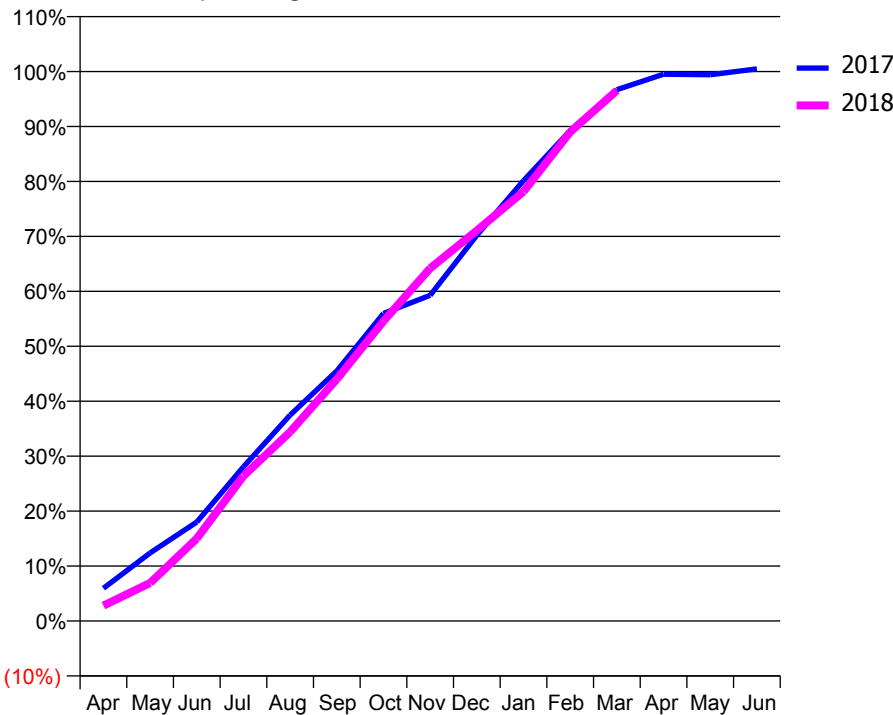
ACCESS*

Patients seen in 24 months	Total	Change since previous quarter
Quarter ending March 2017	1,521	
Quarter ending June 2017	1,534	→
Quarter ending September 2017	1,475	↓
Quarter ending December 2017	1,549	↑
Quarter ending March 2018	1,635	↑
Variance since March 2017	7.5%	↑



ACTIVITY

Cumulative percentage of contracted UDA delivered 2017 & 2018



Month	Adjusted Scheduled Activity (UDA)	
	2017	2018
April	320	150
May	665	371
June	968	805
July	1,507	1,416
August	2,012	1,848
September	2,443	2,363
October	3,005	2,929
November	3,182	3,447
December	3,768	3,815
January	4,303	4,196
February	4,792	4,779
March	5,191	5,184
April	5,342	
May	5,337	
June	5,395	

QUALITY

	Quantity	Base Number	Contract	AT	Region	England
% of FP17s for the same patient ID Re-attending within 3 months - Children	14	459	3.1%	10.1%	11.5%	11.9%
% of FP17s for the same patient ID Re-attending within 3 months - Adults	120	1,708	7.0%	15.5%	16.8%	16.0%
% of FP17s for the same patient ID Re-attending between 3 & 9 months - Children	60	459	13.1%	48.4%	47.7%	58.3%
% of FP17s for the same patient ID Re-attending between 3 & 9 months - Adults	251	1,708	14.7%	38.1%	38.2%	50.3%
% of FP17s for Band 1 Urgent Courses	151	2,065	7.3%	10.1%	10.6%	9.1%
% of FP17s Relating to Free Repair or Replacements	16	2,065	0.8%	0.6%	0.6%	0.8%
% of FP17s Relating to Continuations	40	2,065	1.9%	0.9%	0.8%	1.0%
% of Patients satisfied with the dentistry they have received	3	3	N/A	90.1%	89.3%	91.5%
% of Patients satisfied with the time they had to wait for an appointment	3	3	N/A	86.9%	84.4%	87.9%

* This is based on patients treated on this contract for their most recent course of treatment. Figures in italics indicate the base number of FP17s or Patient Questionnaire responses are less than 100. N/A is shown where the base number of responses is less than 10 during the period. % is calculated as Quantity/Base number*100

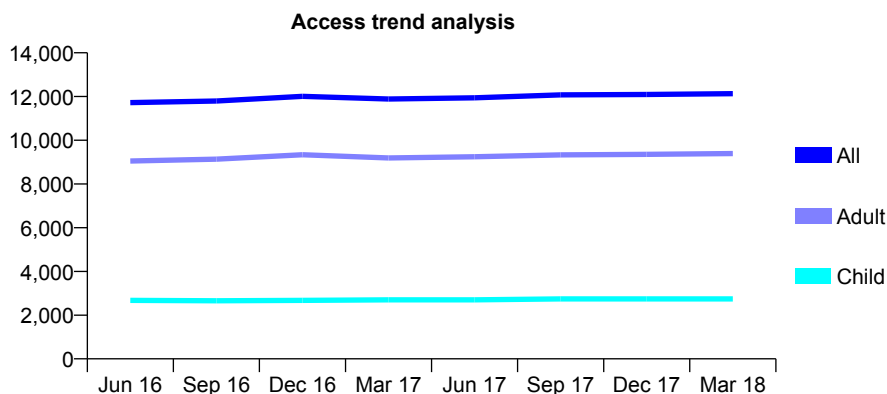
Q63 - Vital Signs At a Glance Contract Report for 825948/0006 - March 2018

Name or company name	MR JK KOTECHA
Contract type name	GDS Contract
Purpose of contract	General
Contract start date	01/04/2006
Contract end date	

17/18 Contracted general activity (UDA)	36,391
Carry forward general activity (UDA)	-666
17/18 Contracted orthodontic activity (UOA)	0
Carry forward orthodontic activity (UOA)	0
Baseline contract value	£1,235,334.28

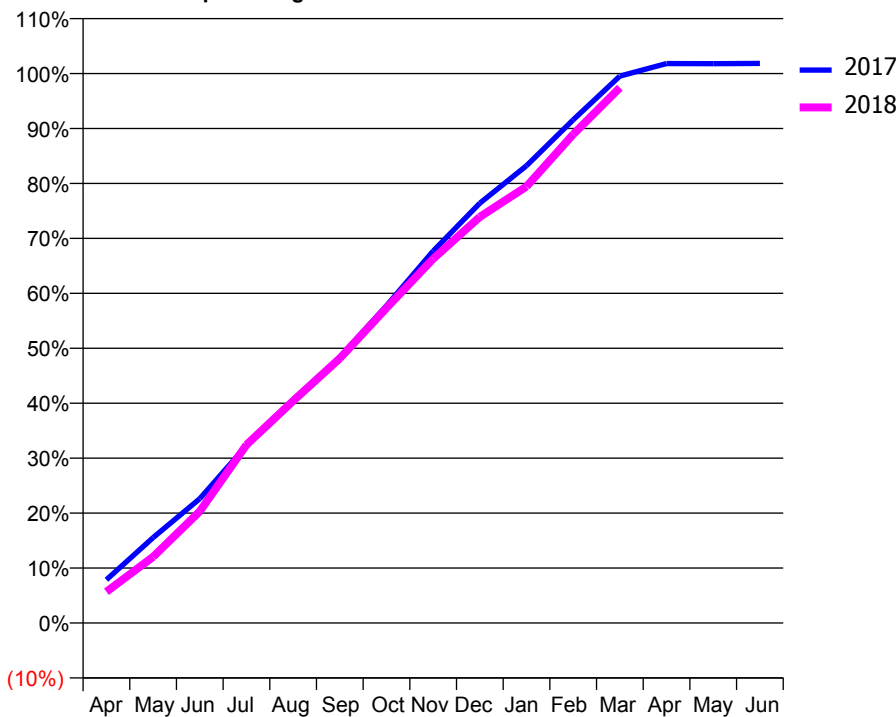
ACCESS*

Patients seen in 24 months	Total	Change since previous quarter
Quarter ending March 2017	11,889	
Quarter ending June 2017	11,943	→
Quarter ending September 2017	12,077	→
Quarter ending December 2017	12,096	→
Quarter ending March 2018	12,132	→
Variance since March 2017	2.0%	↑



ACTIVITY

Cumulative percentage of contracted UDA delivered 2017 & 2018



Month	Adjusted Scheduled Activity (UDA)	
	2017	2018
April	2,867	2,071
May	5,659	4,385
June	8,234	7,397
July	11,749	11,805
August	14,784	14,705
September	17,604	17,524
October	21,011	20,866
November	24,630	24,121
December	27,802	26,893
January	30,288	28,911
February	33,327	32,362
March	36,224	35,449
April	37,054	
May	37,044	
June	37,057	

QUALITY

	Quantity	Base Number	Contract	AT	Region	England
% of FP17s for the same patient ID Re-attending within 3 months - Children	137	3,349	4.1%	10.1%	11.5%	11.9%
% of FP17s for the same patient ID Re-attending within 3 months - Adults	644	8,790	7.3%	15.5%	16.8%	16.0%
% of FP17s for the same patient ID Re-attending between 3 & 9 months - Children	1,754	3,349	52.4%	48.4%	47.7%	58.3%
% of FP17s for the same patient ID Re-attending between 3 & 9 months - Adults	3,375	8,790	38.4%	38.1%	38.2%	50.3%
% of FP17s for Band 1 Urgent Courses	517	11,770	4.4%	10.1%	10.6%	9.1%
% of FP17s Relating to Free Repair or Replacements	28	11,770	0.2%	0.6%	0.6%	0.8%
% of FP17s Relating to Continuations	0	11,770	0.0%	0.9%	0.8%	1.0%
% of Patients satisfied with the dentistry they have received	1	2	N/A	90.1%	89.3%	91.5%
% of Patients satisfied with the time they had to wait for an appointment	1	2	N/A	86.9%	84.4%	87.9%

* This is based on patients treated on this contract for their most recent course of treatment. Figures in italics indicate the base number of FP17s or Patient Questionnaire responses are less than 100. N/A is shown where the base number of responses is less than 10 during the period. % is calculated as Quantity/Base number*100

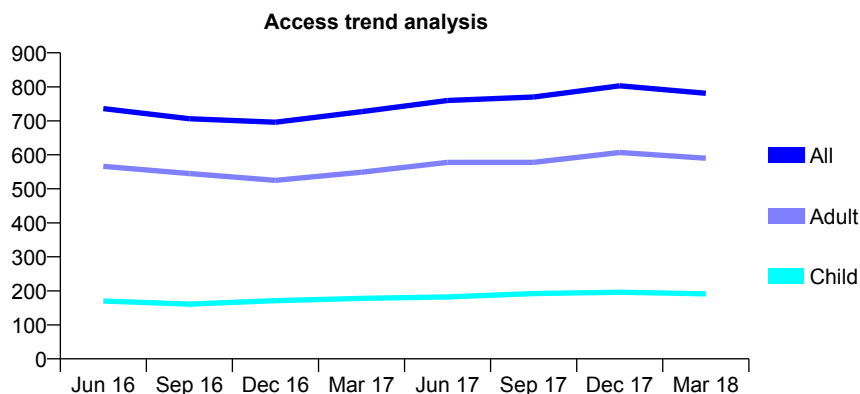
Q63 - Vital Signs At a Glance Contract Report for 825980/0001 - March 2018

Name or company name	MR KF D'SOUZA
Contract type name	GDS Contract
Purpose of contract	General
Contract start date	01/04/2006
Contract end date	

17/18 Contracted general activity (UDA)	2,000
Carry forward general activity (UDA)	-38
17/18 Contracted orthodontic activity (UOA)	0
Carry forward orthodontic activity (UOA)	0
Baseline contract value	£81,596.65

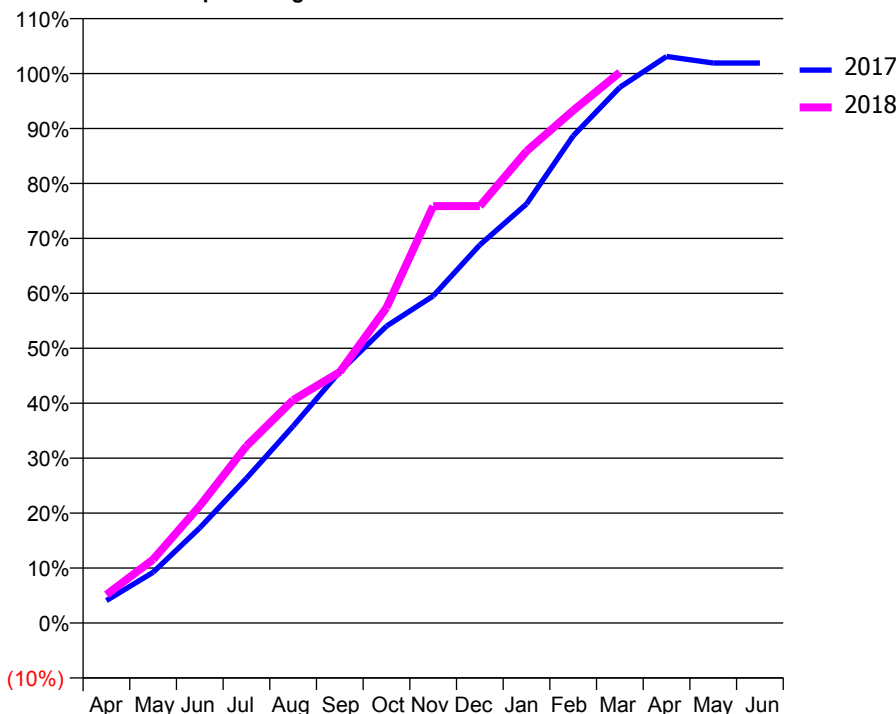
ACCESS*

Patients seen in 24 months	Total	Change since previous quarter
Quarter ending March 2017	727	
Quarter ending June 2017	760	↑
Quarter ending September 2017	770	→
Quarter ending December 2017	803	↑
Quarter ending March 2018	781	↓
Variance since March 2017	7.4%	↑



ACTIVITY

Cumulative percentage of contracted UDA delivered 2017 & 2018



Month	Adjusted Scheduled Activity (UDA)	
	2017	2018
April	82	103
May	185	231
June	346	426
July	527	644
August	716	812
September	915	914
October	1,080	1,148
November	1,190	1,517
December	1,376	1,517
January	1,525	1,717
February	1,773	1,865
March	1,950	2,004
April	2,062	
May	2,038	
June	2,038	

QUALITY

	Quantity	Base Number	Contract	AT	Region	England
% of FP17s for the same patient ID Re-attending within 3 months - Children	7	159	4.4%	10.1%	11.5%	11.9%
% of FP17s for the same patient ID Re-attending within 3 months - Adults	27	530	5.1%	15.5%	16.8%	16.0%
% of FP17s for the same patient ID Re-attending between 3 & 9 months - Children	40	159	25.2%	48.4%	47.7%	58.3%
% of FP17s for the same patient ID Re-attending between 3 & 9 months - Adults	101	530	19.1%	38.1%	38.2%	50.3%
% of FP17s for Band 1 Urgent Courses	16	660	2.4%	10.1%	10.6%	9.1%
% of FP17s Relating to Free Repair or Replacements	0	660	0.0%	0.6%	0.6%	0.8%
% of FP17s Relating to Continuations	1	660	0.2%	0.9%	0.8%	1.0%
% of Patients satisfied with the dentistry they have received	2	2	N/A	90.1%	89.3%	91.5%
% of Patients satisfied with the time they had to wait for an appointment	2	2	N/A	86.9%	84.4%	87.9%

* This is based on patients treated on this contract for their most recent course of treatment. Figures in italics indicate the base number of FP17s or Patient Questionnaire responses are less than 100. N/A is shown where the base number of responses is less than 10 during the period. % is calculated as Quantity/Base number*100

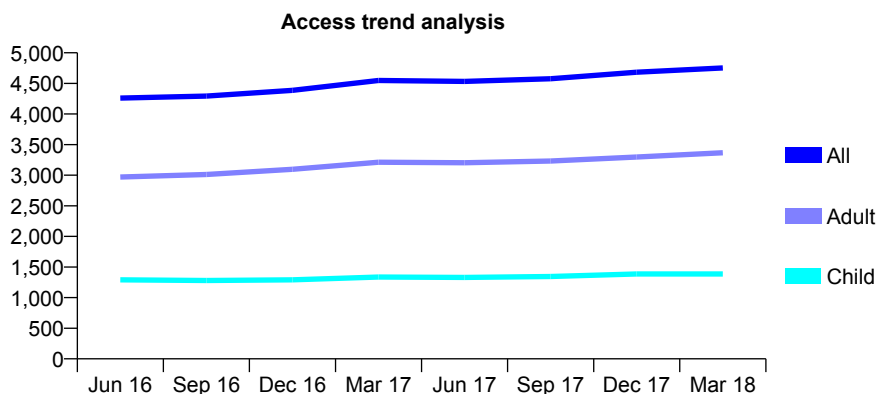
Q63 - Vital Signs At a Glance Contract Report for 829153/0001 - March 2018

Name or company name	MR GN BROWN
Contract type name	Pilot Contract
Purpose of contract	General
Contract start date	01/04/2006
Contract end date	

17/18 Contracted general activity (UDA)	14,148
Carry forward general activity (UDA)	0
17/18 Contracted orthodontic activity (UOA)	0
Carry forward orthodontic activity (UOA)	0
Baseline contract value	£444,765.87

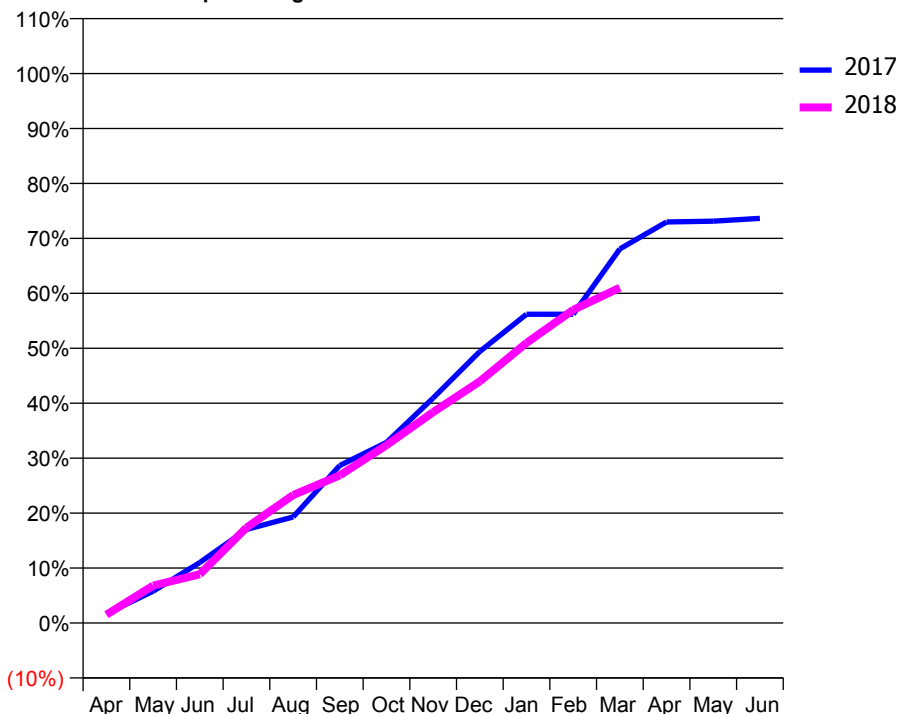
ACCESS*

Patients seen in 24 months	Total	Change since previous quarter
Quarter ending March 2017	4,549	
Quarter ending June 2017	4,533	→
Quarter ending September 2017	4,576	→
Quarter ending December 2017	4,684	↑
Quarter ending March 2018	4,753	→
Variance since March 2017	4.5%	↑



ACTIVITY

Cumulative percentage of contracted UDA delivered 2017 & 2018



Month	Adjusted Scheduled Activity (UDA)	
	2017	2018
April	240	215
May	820	965
June	1,556	1,255
July	2,409	2,458
August	2,733	3,294
September	4,057	3,802
October	4,651	4,577
November	5,792	5,431
December	6,991	6,223
January	7,948	7,213
February	7,948	8,065
March	9,633	8,632
April	10,325	
May	10,345	
June	10,418	

QUALITY

	Quantity	Base Number	Contract	AT	Region	England
% of FP17s for the same patient ID Re-attending within 3 months - Children	65	1,221	5.3%	10.1%	11.5%	11.9%
% of FP17s for the same patient ID Re-attending within 3 months - Adults	202	2,705	7.5%	15.5%	16.8%	16.0%
% of FP17s for the same patient ID Re-attending between 3 & 9 months - Children	375	1,221	30.7%	48.4%	47.7%	58.3%
% of FP17s for the same patient ID Re-attending between 3 & 9 months - Adults	681	2,705	25.2%	38.1%	38.2%	50.3%
% of FP17s for Band 1 Urgent Courses	132	3,193	4.1%	10.1%	10.6%	9.1%
% of FP17s Relating to Free Repair or Replacements	8	3,193	0.3%	0.6%	0.6%	0.8%
% of FP17s Relating to Continuations	31	3,193	1.0%	0.9%	0.8%	1.0%
% of Patients satisfied with the dentistry they have received	1	1	N/A	90.1%	89.3%	91.5%
% of Patients satisfied with the time they had to wait for an appointment	1	1	N/A	86.9%	84.4%	87.9%

* This is based on patients treated on this contract for their most recent course of treatment. Figures in italics indicate the base number of FP17s or Patient Questionnaire responses are less than 100. N/A is shown where the base number of responses is less than 10 during the period. % is calculated as Quantity/Base number*100

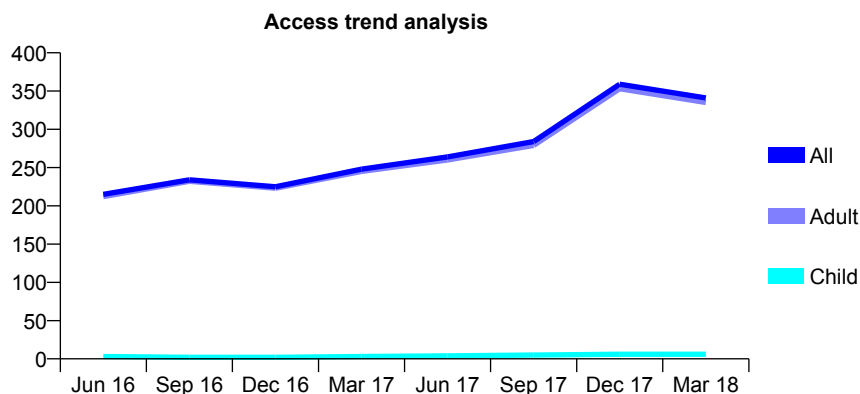
Q63 - Vital Signs At a Glance Contract Report for 829153/0003 - March 2018

Name or company name	MR GN BROWN
Contract type name	PDS Contract
Purpose of contract	General
Contract start date	01/01/2008
Contract end date	31/03/2018

17/18 Contracted general activity (UDA)	1,500
Carry forward general activity (UDA)	0
17/18 Contracted orthodontic activity (UOA)	0
Carry forward orthodontic activity (UOA)	0
Baseline contract value	£69,877.69

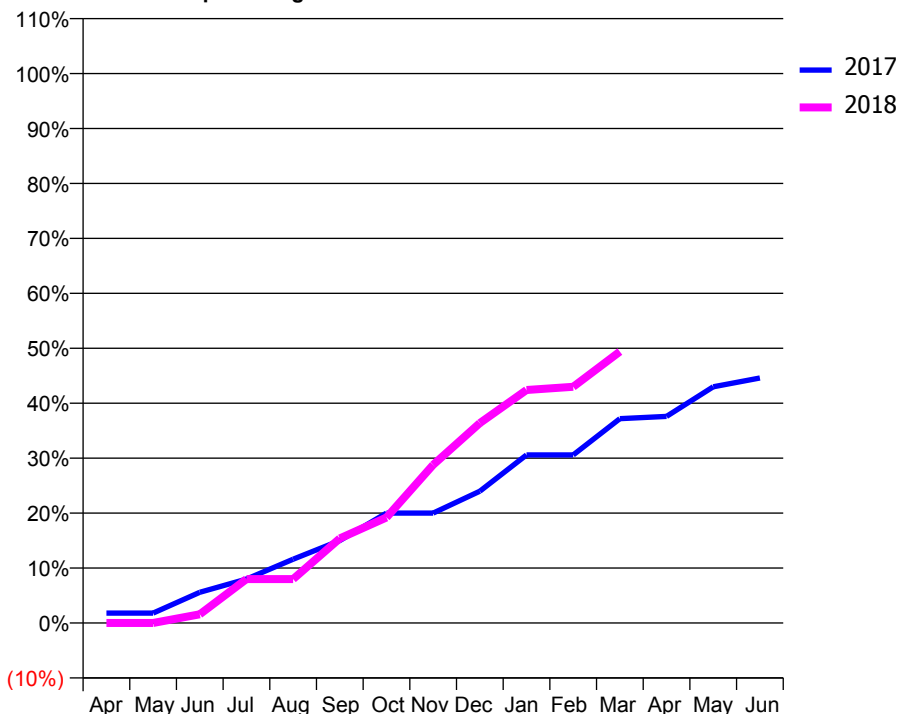
ACCESS*

Patients seen in 24 months	Total	Change since previous quarter
Quarter ending March 2017	248	
Quarter ending June 2017	264	↑
Quarter ending September 2017	284	↑
Quarter ending December 2017	359	↑
Quarter ending March 2018	341	↓
Variance since March 2017	37.5%	↑



ACTIVITY

Cumulative percentage of contracted UDA delivered 2017 & 2018



Month	Adjusted Scheduled Activity (UDA)	
	2017	2018
April	27	0
May	27	0
June	84	24
July	120	120
August	174	120
September	225	231
October	300	288
November	300	432
December	360	546
January	459	636
February	459	645
March	558	741
April	564	
May	645	
June	669	

QUALITY

	Quantity	Base Number	Contract	AT	Region	England
% of FP17s for the same patient ID Re-attending within 3 months - Children	0	4	0.0%	10.1%	11.5%	11.9%
% of FP17s for the same patient ID Re-attending within 3 months - Adults	2	291	0.7%	15.5%	16.8%	16.0%
% of FP17s for the same patient ID Re-attending between 3 & 9 months - Children	0	4	0.0%	48.4%	47.7%	58.3%
% of FP17s for the same patient ID Re-attending between 3 & 9 months - Adults	1	291	0.3%	38.1%	38.2%	50.3%
% of FP17s for Band 1 Urgent Courses	0	258	0.0%	10.1%	10.6%	9.1%
% of FP17s Relating to Free Repair or Replacements	0	258	0.0%	0.6%	0.6%	0.8%
% of FP17s Relating to Continuations	0	258	0.0%	0.9%	0.8%	1.0%
% of Patients satisfied with the dentistry they have received	1	1	N/A	90.1%	89.3%	91.5%
% of Patients satisfied with the time they had to wait for an appointment	1	1	N/A	86.9%	84.4%	87.9%

* This is based on patients treated on this contract for their most recent course of treatment. Figures in italics indicate the base number of FP17s or Patient Questionnaire responses are less than 100. N/A is shown where the base number of responses is less than 10 during the period. % is calculated as Quantity/Base number*100

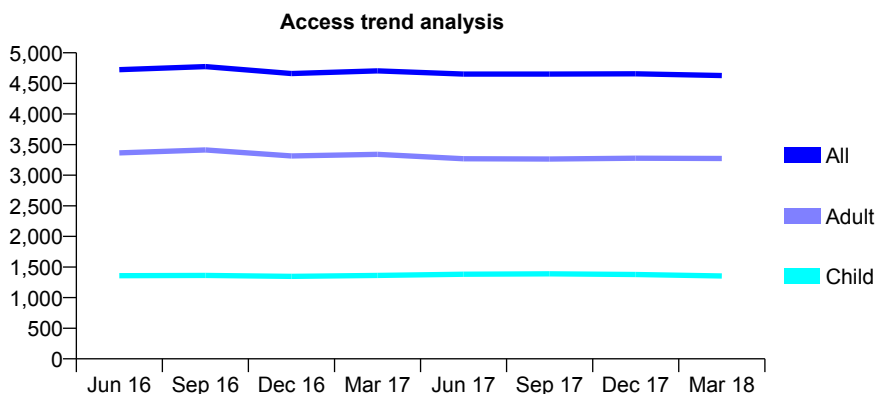
Q63 - Vital Signs At a Glance Contract Report for 829285/0002 - March 2018

Name or company name	MRS CO ADELOYE
Contract type name	GDS Contract
Purpose of contract	General
Contract start date	01/04/2006
Contract end date	

17/18 Contracted general activity (UDA)	15,503
Carry forward general activity (UDA)	533
17/18 Contracted orthodontic activity (UOA)	0
Carry forward orthodontic activity (UOA)	0
Baseline contract value	£377,975.64

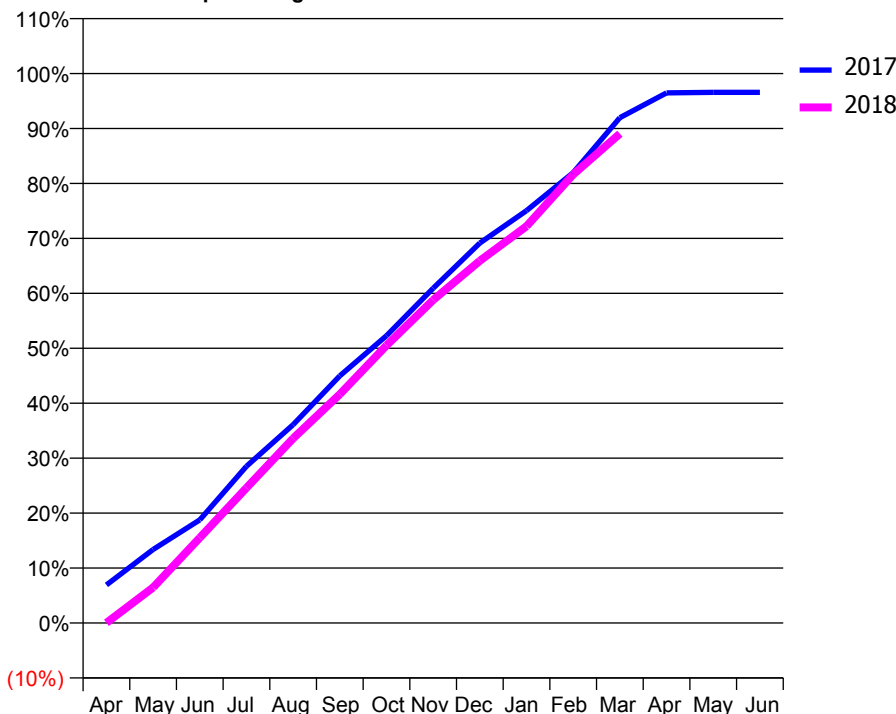
ACCESS*

Patients seen in 24 months	Total	Change since previous quarter
Quarter ending March 2017	4,704	
Quarter ending June 2017	4,653	↓
Quarter ending September 2017	4,653	→
Quarter ending December 2017	4,656	→
Quarter ending March 2018	4,629	→
Variance since March 2017	(1.6%)	↓



ACTIVITY

Cumulative percentage of contracted UDA delivered 2017 & 2018



Month	Adjusted Scheduled Activity (UDA)	
	2017	2018
April	1,074	7
May	2,074	1,004
June	2,909	2,405
July	4,424	3,812
August	5,595	5,207
September	6,973	6,452
October	8,104	7,832
November	9,445	9,114
December	10,719	10,222
January	11,634	11,196
February	12,708	12,655
March	14,258	13,804
April	14,955	
May	14,970	
June	14,970	

QUALITY

	Quantity	Base Number	Contract	AT	Region	England
% of FP17s for the same patient ID Re-attending within 3 months - Children	165	1,678	9.8%	10.1%	11.5%	11.9%
% of FP17s for the same patient ID Re-attending within 3 months - Adults	626	3,637	17.2%	15.5%	16.8%	16.0%
% of FP17s for the same patient ID Re-attending between 3 & 9 months - Children	682	1,678	40.6%	48.4%	47.7%	58.3%
% of FP17s for the same patient ID Re-attending between 3 & 9 months - Adults	1,306	3,637	35.9%	38.1%	38.2%	50.3%
% of FP17s for Band 1 Urgent Courses	418	5,091	8.2%	10.1%	10.6%	9.1%
% of FP17s Relating to Free Repair or Replacements	53	5,091	1.0%	0.6%	0.6%	0.8%
% of FP17s Relating to Continuations	40	5,091	0.8%	0.9%	0.8%	1.0%
% of Patients satisfied with the dentistry they have received	5	5	N/A	90.1%	89.3%	91.5%
% of Patients satisfied with the time they had to wait for an appointment	5	5	N/A	86.9%	84.4%	87.9%

* This is based on patients treated on this contract for their most recent course of treatment. Figures in italics indicate the base number of FP17s or Patient Questionnaire responses are less than 100. N/A is shown where the base number of responses is less than 10 during the period. % is calculated as Quantity/Base number*100

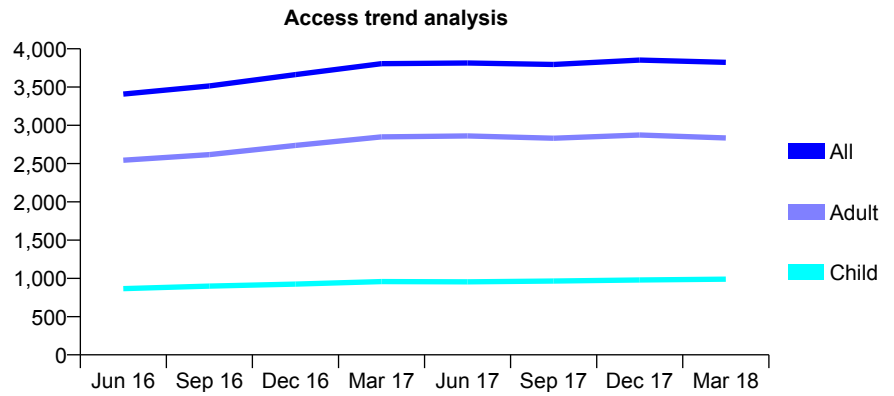
Q63 - Vital Signs At a Glance Contract Report for 829285/0006 - March 2018

Name or company name	MRS CO ADELOYE
Contract type name	GDS Contract
Purpose of contract	General
Contract start date	15/10/2009
Contract end date	

17/18 Contracted general activity (UDA)	10,500
Carry forward general activity (UDA)	-89
17/18 Contracted orthodontic activity (UOA)	0
Carry forward orthodontic activity (UOA)	0
Baseline contract value	£299,962.31

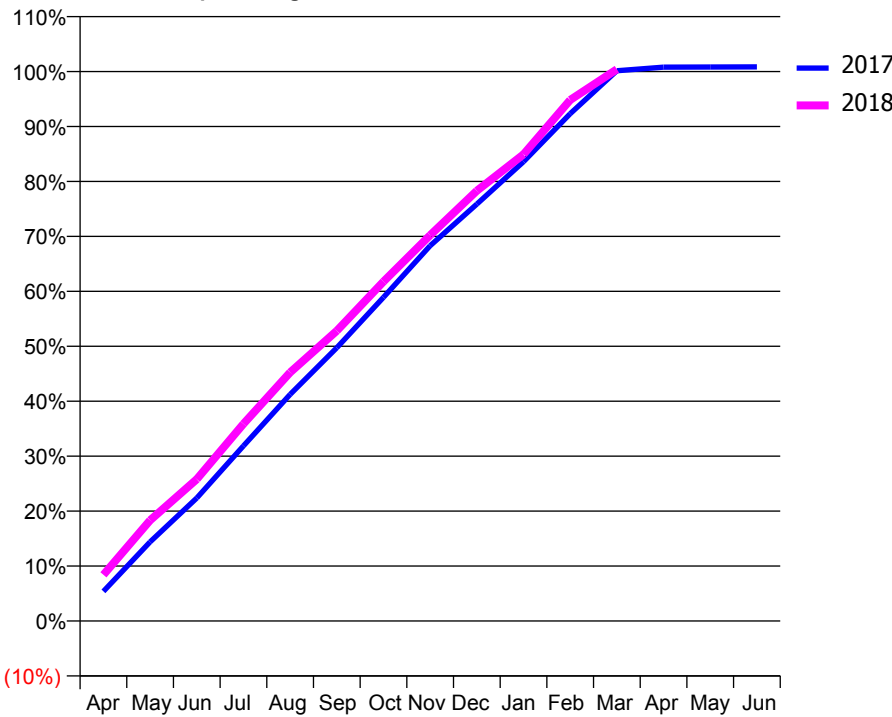
ACCESS*

Patients seen in 24 months	Total	Change since previous quarter
Quarter ending March 2017	3,806	
Quarter ending June 2017	3,815	→
Quarter ending September 2017	3,796	→
Quarter ending December 2017	3,853	→
Quarter ending March 2018	3,823	→
Variance since March 2017	0.4%	→



ACTIVITY

Cumulative percentage of contracted UDA delivered 2017 & 2018



Month	Adjusted Scheduled Activity (UDA)	
	2017	2018
April	567	882
May	1,513	1,924
June	2,351	2,709
July	3,347	3,767
August	4,330	4,751
September	5,223	5,545
October	6,186	6,486
November	7,171	7,373
December	7,966	8,222
January	8,777	8,916
February	9,693	9,955
March	10,515	10,542
April	10,584	
May	10,587	
June	10,589	

QUALITY

	Quantity	Base Number	Contract	AT	Region	England
% of FP17s for the same patient ID Re-attending within 3 months - Children	72	1,041	6.9%	10.1%	11.5%	11.9%
% of FP17s for the same patient ID Re-attending within 3 months - Adults	382	2,818	13.6%	15.5%	16.8%	16.0%
% of FP17s for the same patient ID Re-attending between 3 & 9 months - Children	325	1,041	31.2%	48.4%	47.7%	58.3%
% of FP17s for the same patient ID Re-attending between 3 & 9 months - Adults	814	2,818	28.9%	38.1%	38.2%	50.3%
% of FP17s for Band 1 Urgent Courses	390	3,794	10.3%	10.1%	10.6%	9.1%
% of FP17s Relating to Free Repair or Replacements	16	3,794	0.4%	0.6%	0.6%	0.8%
% of FP17s Relating to Continuations	19	3,794	0.5%	0.9%	0.8%	1.0%
% of Patients satisfied with the dentistry they have received	0	0	N/A	90.1%	89.3%	91.5%
% of Patients satisfied with the time they had to wait for an appointment	0	0	N/A	86.9%	84.4%	87.9%

* This is based on patients treated on this contract for their most recent course of treatment. Figures in italics indicate the base number of FP17s or Patient Questionnaire responses are less than 100. N/A is shown where the base number of responses is less than 10 during the period. % is calculated as Quantity/Base number*100

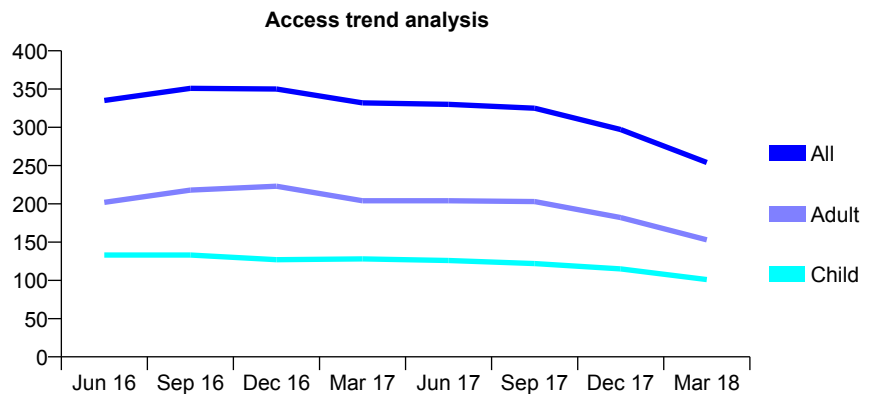
Q63 - Vital Signs At a Glance Contract Report for 835099/0001 - March 2018

Name or company name	MISS F PESSIAN HAGHIGHI
Contract type name	GDS Contract
Purpose of contract	General
Contract start date	12/11/2007
Contract end date	31/03/2018

17/18 Contracted general activity (UDA)	700
Carry forward general activity (UDA)	-13
17/18 Contracted orthodontic activity (UOA)	0
Carry forward orthodontic activity (UOA)	0
Baseline contract value	£18,223.25

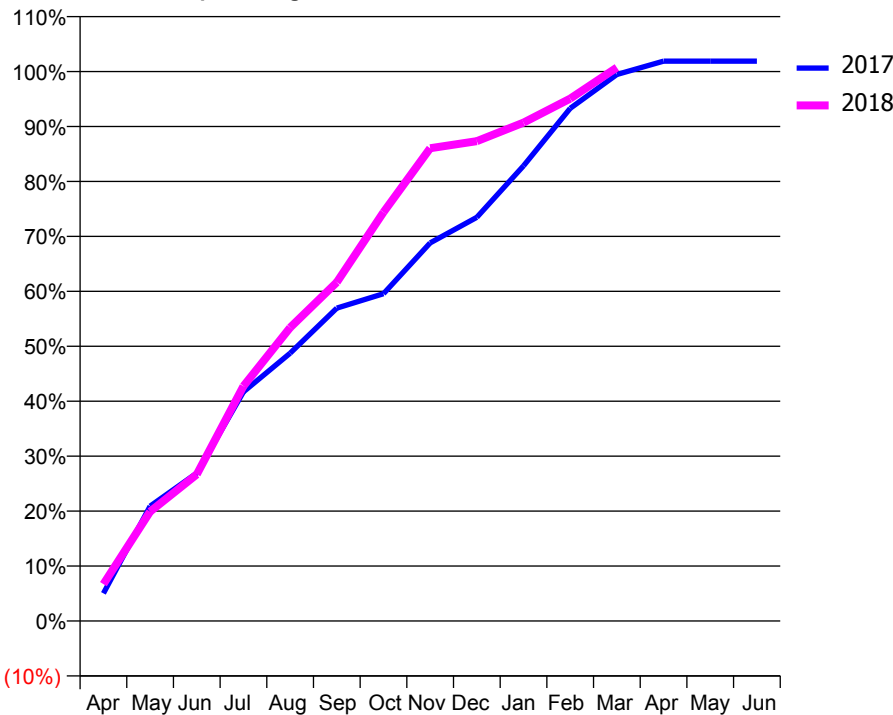
ACCESS*

Patients seen in 24 months	Total	Change since previous quarter
Quarter ending March 2017	332	
Quarter ending June 2017	330	→
Quarter ending September 2017	325	↓
Quarter ending December 2017	297	↓
Quarter ending March 2018	254	↓
Variance since March 2017	(23.5%)	↓



ACTIVITY

Cumulative percentage of contracted UDA delivered 2017 & 2018



Month	Adjusted Scheduled Activity (UDA)	
	2017	2018
April	35	47
May	146	139
June	188	187
July	292	299
August	341	374
September	399	432
October	417	521
November	482	602
December	514	611
January	580	635
February	653	665
March	696	705
April	713	
May	713	
June	713	

QUALITY

	Quantity	Base Number	Contract	AT	Region	England
% of FP17s for the same patient ID Re-attending within 3 months - Children	9	136	6.6%	10.1%	11.5%	11.9%
% of FP17s for the same patient ID Re-attending within 3 months - Adults	15	158	9.5%	15.5%	16.8%	16.0%
% of FP17s for the same patient ID Re-attending between 3 & 9 months - Children	61	136	44.9%	48.4%	47.7%	58.3%
% of FP17s for the same patient ID Re-attending between 3 & 9 months - Adults	71	158	44.9%	38.1%	38.2%	50.3%
% of FP17s for Band 1 Urgent Courses	25	290	8.6%	10.1%	10.6%	9.1%
% of FP17s Relating to Free Repair or Replacements	2	290	0.7%	0.6%	0.6%	0.8%
% of FP17s Relating to Continuations	0	290	0.0%	0.9%	0.8%	1.0%
% of Patients satisfied with the dentistry they have received	0	0	N/A	90.1%	89.3%	91.5%
% of Patients satisfied with the time they had to wait for an appointment	0	0	N/A	86.9%	84.4%	87.9%

* This is based on patients treated on this contract for their most recent course of treatment. Figures in italics indicate the base number of FP17s or Patient Questionnaire responses are less than 100. N/A is shown where the base number of responses is less than 10 during the period. % is calculated as Quantity/Base number*100

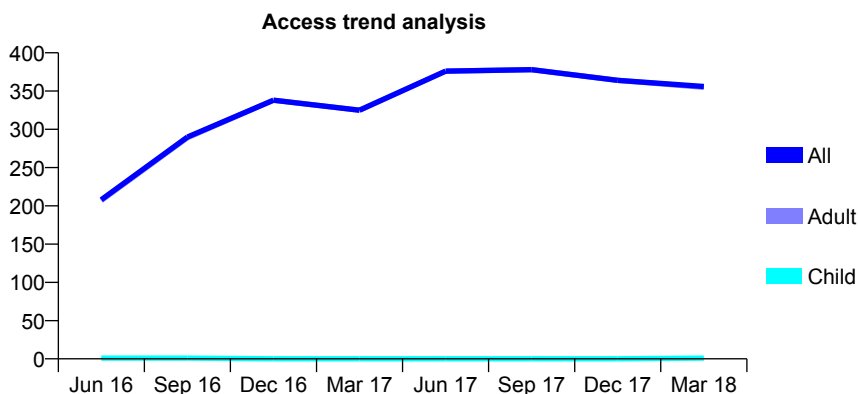
Q63 - Vital Signs At a Glance Contract Report for 835099/0002 - March 2018

Name or company name	MISS F PESSIAN HAGHIGHI
Contract type name	PDS Contract
Purpose of contract	General
Contract start date	01/06/2013
Contract end date	31/03/2018

17/18 Contracted general activity (UDA)	999
Carry forward general activity (UDA)	2
17/18 Contracted orthodontic activity (UOA)	0
Carry forward orthodontic activity (UOA)	0
Baseline contract value	£53,131.83

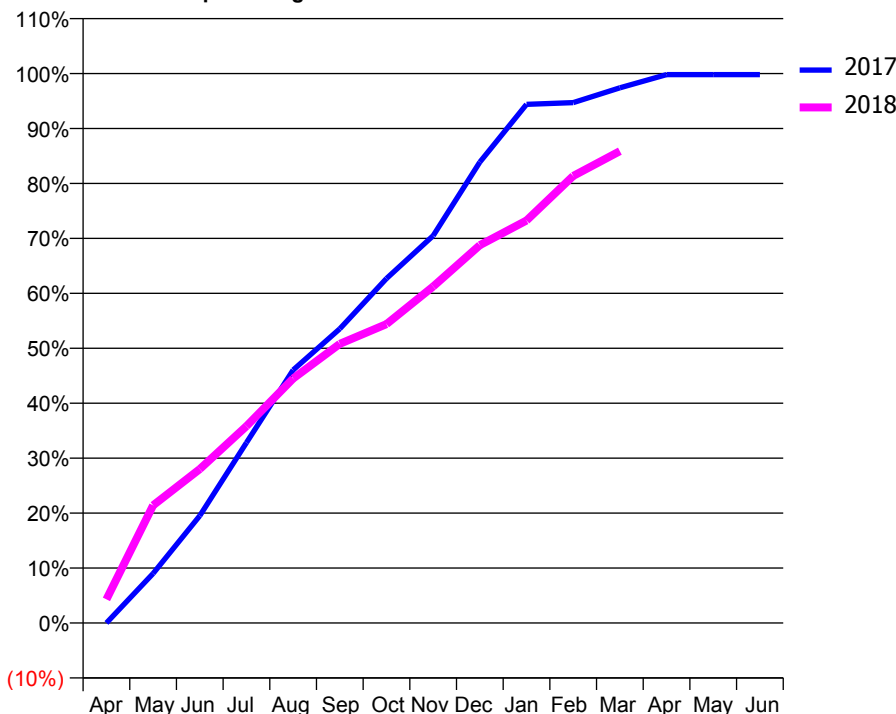
ACCESS*

Patients seen in 24 months	Total	Change since previous quarter
Quarter ending March 2017	325	
Quarter ending June 2017	376	↑
Quarter ending September 2017	378	→
Quarter ending December 2017	364	↓
Quarter ending March 2018	356	↓
Variance since March 2017	9.5%	↑



ACTIVITY

Cumulative percentage of contracted UDA delivered 2017 & 2018



Adjusted Scheduled Activity (UDA)

Month	2017	2018
April	0	43
May	90	214
June	195	280
July	328	358
August	460	444
September	535	507
October	626	543
November	704	612
December	838	687
January	943	732
February	946	813
March	973	858
April	997	
May	997	
June	997	

QUALITY

	Quantity	Base Number	Contract	AT	Region	England
% of FP17s for the same patient ID Re-attending within 3 months - Children	0	1	0.0%	10.1%	11.5%	11.9%
% of FP17s for the same patient ID Re-attending within 3 months - Adults	1	296	0.3%	15.5%	16.8%	16.0%
% of FP17s for the same patient ID Re-attending between 3 & 9 months - Children	0	1	0.0%	48.4%	47.7%	58.3%
% of FP17s for the same patient ID Re-attending between 3 & 9 months - Adults	2	296	0.7%	38.1%	38.2%	50.3%
% of FP17s for Band 1 Urgent Courses	4	289	1.4%	10.1%	10.6%	9.1%
% of FP17s Relating to Free Repair or Replacements	0	289	0.0%	0.6%	0.6%	0.8%
% of FP17s Relating to Continuations	0	289	0.0%	0.9%	0.8%	1.0%
% of Patients satisfied with the dentistry they have received	0	0	N/A	90.1%	89.3%	91.5%
% of Patients satisfied with the time they had to wait for an appointment	0	0	N/A	86.9%	84.4%	87.9%

* This is based on patients treated on this contract for their most recent course of treatment. Figures in italics indicate the base number of FP17s or Patient Questionnaire responses are less than 100. N/A is shown where the base number of responses is less than 10 during the period. % is calculated as Quantity/Base number*100

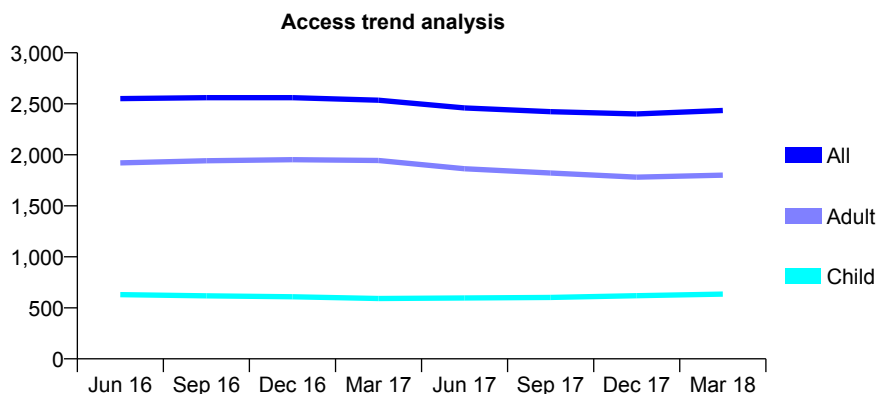
Q63 - Vital Signs At a Glance Contract Report for 839876/0001 - March 2018

Name or company name	MISS RN NATH
Contract type name	GDS Contract
Purpose of contract	General
Contract start date	01/04/2006
Contract end date	

17/18 Contracted general activity (UDA)	5,861
Carry forward general activity (UDA)	-41
17/18 Contracted orthodontic activity (UOA)	0
Carry forward orthodontic activity (UOA)	0
Baseline contract value	£145,759.60

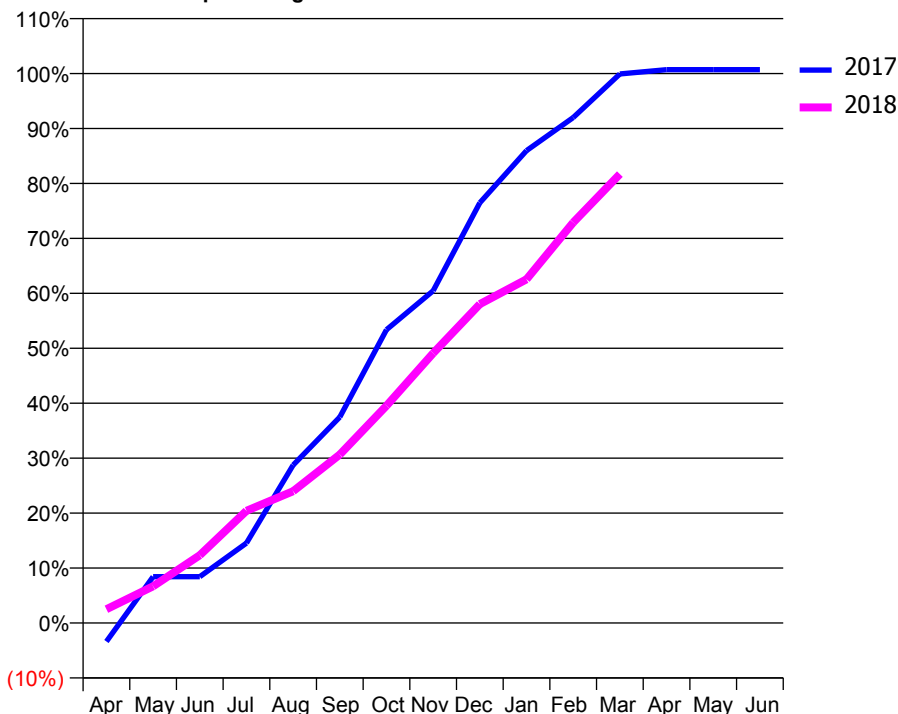
ACCESS*

Patients seen in 24 months	Total	Change since previous quarter
Quarter ending March 2017	2,535	
Quarter ending June 2017	2,460	↓
Quarter ending September 2017	2,423	↓
Quarter ending December 2017	2,400	→
Quarter ending March 2018	2,435	→
Variance since March 2017	(3.9%)	↓



ACTIVITY

Cumulative percentage of contracted UDA delivered 2017 & 2018



Month	Adjusted Scheduled Activity (UDA)	
	2017	2018
April	-198	147
May	494	392
June	494	724
July	852	1,197
August	1,684	1,406
September	2,197	1,798
October	3,128	2,318
November	3,544	2,878
December	4,482	3,401
January	5,039	3,666
February	5,391	4,271
March	5,856	4,788
April	5,902	
May	5,902	
June	5,902	

QUALITY

	Quantity	Base Number	Contract	AT	Region	England
% of FP17s for the same patient ID Re-attending within 3 months - Children	102	928	11.0%	10.1%	11.5%	11.9%
% of FP17s for the same patient ID Re-attending within 3 months - Adults	254	1,604	15.8%	15.5%	16.8%	16.0%
% of FP17s for the same patient ID Re-attending between 3 & 9 months - Children	468	928	50.4%	48.4%	47.7%	58.3%
% of FP17s for the same patient ID Re-attending between 3 & 9 months - Adults	583	1,604	36.3%	38.1%	38.2%	50.3%
% of FP17s for Band 1 Urgent Courses	209	2,005	10.4%	10.1%	10.6%	9.1%
% of FP17s Relating to Free Repair or Replacements	6	2,005	0.3%	0.6%	0.6%	0.8%
% of FP17s Relating to Continuations	5	2,005	0.2%	0.9%	0.8%	1.0%
% of Patients satisfied with the dentistry they have received	0	0	N/A	90.1%	89.3%	91.5%
% of Patients satisfied with the time they had to wait for an appointment	0	0	N/A	86.9%	84.4%	87.9%

* This is based on patients treated on this contract for their most recent course of treatment. Figures in italics indicate the base number of FP17s or Patient Questionnaire responses are less than 100. N/A is shown where the base number of responses is less than 10 during the period. % is calculated as Quantity/Base number*100

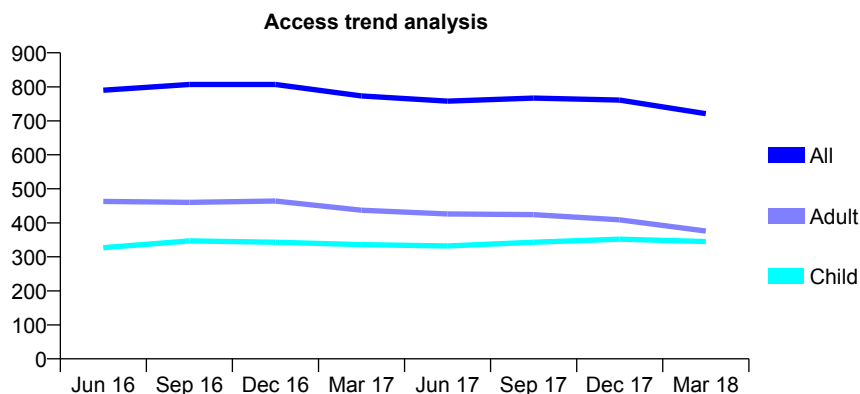
Q63 - Vital Signs At a Glance Contract Report for 842761/0001 - March 2018

Name or company name	MRS H SEBI
Contract type name	GDS Contract
Purpose of contract	General
Contract start date	01/04/2006
Contract end date	

17/18 Contracted general activity (UDA)	1,704
Carry forward general activity (UDA)	-31
17/18 Contracted orthodontic activity (UOA)	0
Carry forward orthodontic activity (UOA)	0
Baseline contract value	£43,128.64

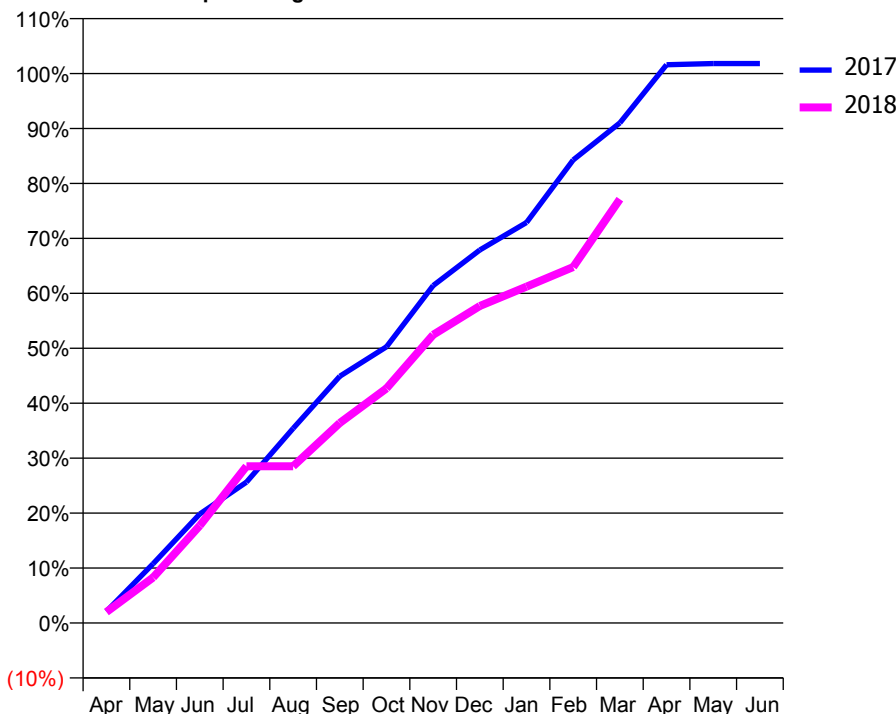
ACCESS*

Patients seen in 24 months	Total	Change since previous quarter
Quarter ending March 2017	773	
Quarter ending June 2017	758	↓
Quarter ending September 2017	767	→
Quarter ending December 2017	761	→
Quarter ending March 2018	721	↓
Variance since March 2017	(6.7%)	↓



ACTIVITY

Cumulative percentage of contracted UDA delivered 2017 & 2018



Month	Adjusted Scheduled Activity (UDA)	
	2017	2018
April	36	34
May	184	141
June	338	302
July	437	486
August	603	486
September	765	620
October	856	728
November	1,046	894
December	1,157	983
January	1,242	1,043
February	1,436	1,104
March	1,551	1,314
April	1,731	
May	1,735	
June	1,735	

QUALITY

	Quantity	Base Number	Contract	AT	Region	England
% of FP17s for the same patient ID Re-attending within 3 months - Children	2	344	0.6%	10.1%	11.5%	11.9%
% of FP17s for the same patient ID Re-attending within 3 months - Adults	16	294	5.4%	15.5%	16.8%	16.0%
% of FP17s for the same patient ID Re-attending between 3 & 9 months - Children	90	344	26.2%	48.4%	47.7%	58.3%
% of FP17s for the same patient ID Re-attending between 3 & 9 months - Adults	81	294	27.6%	38.1%	38.2%	50.3%
% of FP17s for Band 1 Urgent Courses	12	588	2.0%	10.1%	10.6%	9.1%
% of FP17s Relating to Free Repair or Replacements	0	588	0.0%	0.6%	0.6%	0.8%
% of FP17s Relating to Continuations	2	588	0.3%	0.9%	0.8%	1.0%
% of Patients satisfied with the dentistry they have received	1	1	N/A	90.1%	89.3%	91.5%
% of Patients satisfied with the time they had to wait for an appointment	1	1	N/A	86.9%	84.4%	87.9%

* This is based on patients treated on this contract for their most recent course of treatment. Figures in italics indicate the base number of FP17s or Patient Questionnaire responses are less than 100. N/A is shown where the base number of responses is less than 10 during the period. % is calculated as Quantity/Base number*100

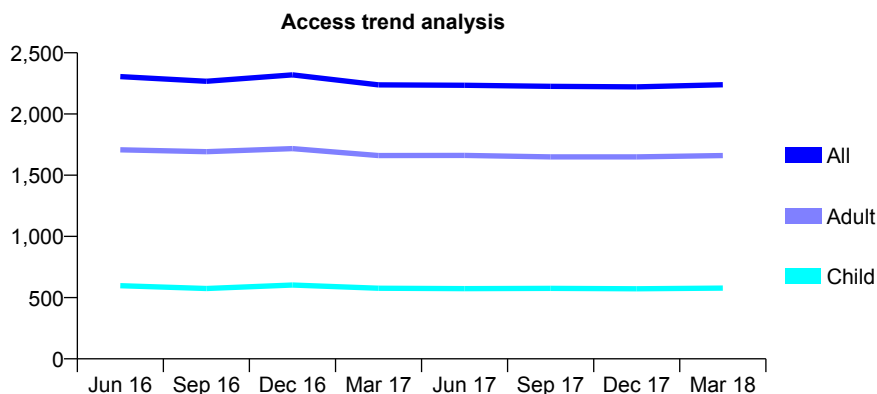
Q63 - Vital Signs At a Glance Contract Report for 843210/0001 - March 2018

Name or company name	MISS S HAMZEHNEJAD
Contract type name	GDS Contract
Purpose of contract	General
Contract start date	01/04/2006
Contract end date	

17/18 Contracted general activity (UDA)	8,228
Carry forward general activity (UDA)	0
17/18 Contracted orthodontic activity (UOA)	0
Carry forward orthodontic activity (UOA)	0
Baseline contract value	£222,271.18

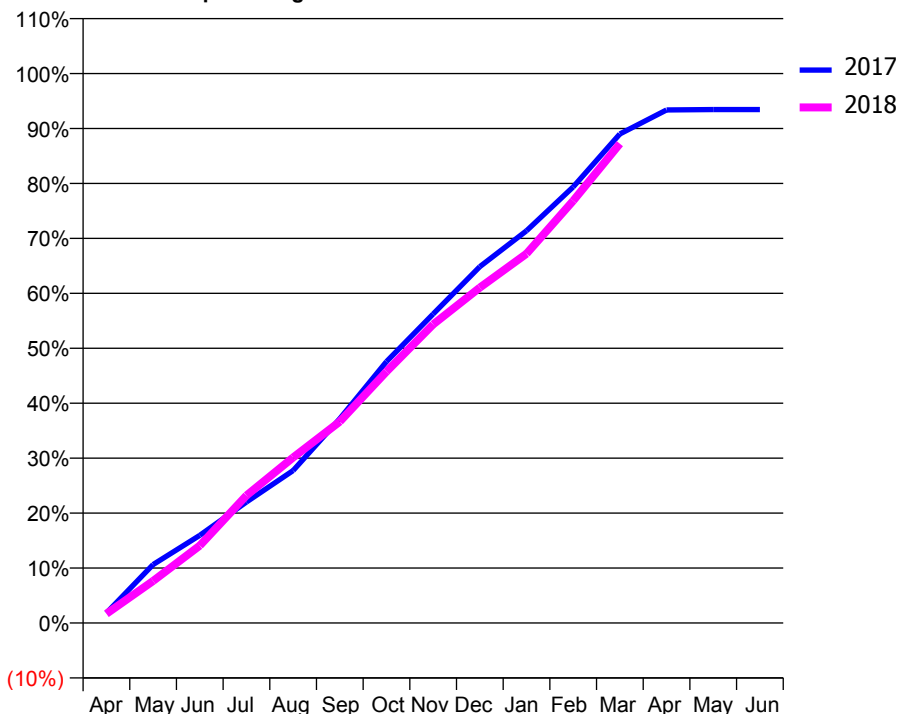
ACCESS*

Patients seen in 24 months	Total	Change since previous quarter
Quarter ending March 2017	2,238	
Quarter ending June 2017	2,235	→
Quarter ending September 2017	2,226	→
Quarter ending December 2017	2,222	→
Quarter ending March 2018	2,239	→
Variance since March 2017	0.0%	→



ACTIVITY

Cumulative percentage of contracted UDA delivered 2017 & 2018



Month	Adjusted Scheduled Activity (UDA)	
	2017	2018
April	151	139
May	875	630
June	1,312	1,159
July	1,811	1,909
August	2,282	2,478
September	3,060	3,016
October	3,915	3,764
November	4,628	4,471
December	5,336	5,023
January	5,872	5,530
February	6,530	6,323
March	7,323	7,177
April	7,682	
May	7,689	
June	7,689	

QUALITY

	Quantity	Base Number	Contract	AT	Region	England
% of FP17s for the same patient ID Re-attending within 3 months - Children	50	719	7.0%	10.1%	11.5%	11.9%
% of FP17s for the same patient ID Re-attending within 3 months - Adults	369	2,086	17.7%	15.5%	16.8%	16.0%
% of FP17s for the same patient ID Re-attending between 3 & 9 months - Children	374	719	52.0%	48.4%	47.7%	58.3%
% of FP17s for the same patient ID Re-attending between 3 & 9 months - Adults	950	2,086	45.5%	38.1%	38.2%	50.3%
% of FP17s for Band 1 Urgent Courses	288	2,683	10.7%	10.1%	10.6%	9.1%
% of FP17s Relating to Free Repair or Replacements	65	2,683	2.4%	0.6%	0.6%	0.8%
% of FP17s Relating to Continuations	41	2,683	1.5%	0.9%	0.8%	1.0%
% of Patients satisfied with the dentistry they have received	2	2	N/A	90.1%	89.3%	91.5%
% of Patients satisfied with the time they had to wait for an appointment	1	2	N/A	86.9%	84.4%	87.9%

* This is based on patients treated on this contract for their most recent course of treatment. Figures in italics indicate the base number of FP17s or Patient Questionnaire responses are less than 100. N/A is shown where the base number of responses is less than 10 during the period. % is calculated as Quantity/Base number*100

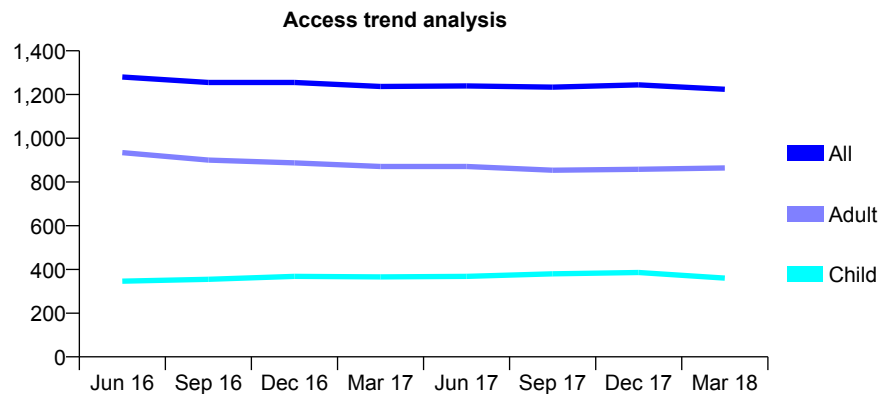
Q63 - Vital Signs At a Glance Contract Report for 843423/0001 - March 2018

Name or company name	MISS S RAHIMI-ATA
Contract type name	GDS Contract
Purpose of contract	General
Contract start date	01/04/2006
Contract end date	

17/18 Contracted general activity (UDA)	4,738
Carry forward general activity (UDA)	-50
17/18 Contracted orthodontic activity (UOA)	0
Carry forward orthodontic activity (UOA)	0
Baseline contract value	£148,947.89

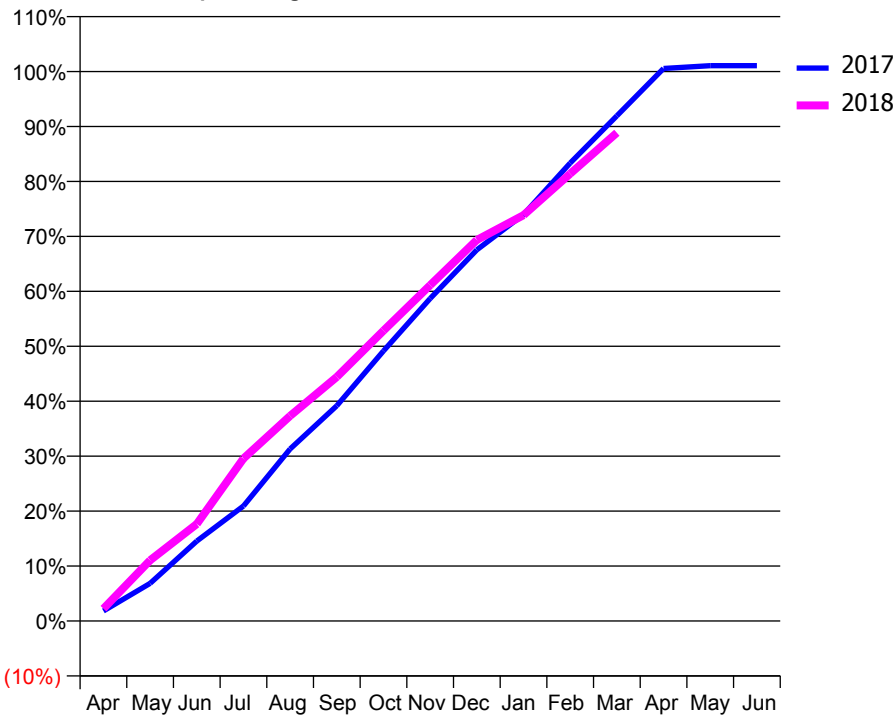
ACCESS*

Patients seen in 24 months	Total	Change since previous quarter
Quarter ending March 2017	1,237	
Quarter ending June 2017	1,239	→
Quarter ending September 2017	1,234	→
Quarter ending December 2017	1,244	→
Quarter ending March 2018	1,224	↓
Variance since March 2017	(1.1%)	↓



ACTIVITY

Cumulative percentage of contracted UDA delivered 2017 & 2018



Month	Adjusted Scheduled Activity (UDA)	
	2017	2018
April	86	106
May	325	524
June	689	836
July	992	1,401
August	1,484	1,769
September	1,856	2,105
October	2,329	2,504
November	2,781	2,896
December	3,201	3,286
January	3,505	3,500
February	3,949	3,856
March	4,356	4,210
April	4,764	
May	4,788	
June	4,788	

QUALITY

	Quantity	Base Number	Contract	AT	Region	England
% of FP17s for the same patient ID Re-attending within 3 months - Children	23	520	4.4%	10.1%	11.5%	11.9%
% of FP17s for the same patient ID Re-attending within 3 months - Adults	118	1,050	11.2%	15.5%	16.8%	16.0%
% of FP17s for the same patient ID Re-attending between 3 & 9 months - Children	261	520	50.2%	48.4%	47.7%	58.3%
% of FP17s for the same patient ID Re-attending between 3 & 9 months - Adults	496	1,050	47.2%	38.1%	38.2%	50.3%
% of FP17s for Band 1 Urgent Courses	43	1,485	2.9%	10.1%	10.6%	9.1%
% of FP17s Relating to Free Repair or Replacements	0	1,485	0.0%	0.6%	0.6%	0.8%
% of FP17s Relating to Continuations	15	1,485	1.0%	0.9%	0.8%	1.0%
% of Patients satisfied with the dentistry they have received	1	1	N/A	90.1%	89.3%	91.5%
% of Patients satisfied with the time they had to wait for an appointment	1	1	N/A	86.9%	84.4%	87.9%

* This is based on patients treated on this contract for their most recent course of treatment. Figures in italics indicate the base number of FP17s or Patient Questionnaire responses are less than 100. N/A is shown where the base number of responses is less than 10 during the period. % is calculated as Quantity/Base number*100

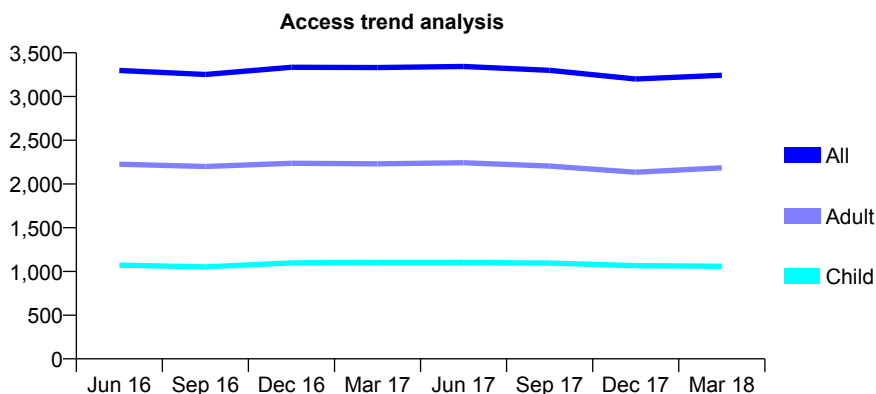
Q63 - Vital Signs At a Glance Contract Report for 844578/0001 - March 2018

Name or company name	MR PS PANESAR
Contract type name	GDS Contract
Purpose of contract	General
Contract start date	01/04/2006
Contract end date	

17/18 Contracted general activity (UDA)	5,350
Carry forward general activity (UDA)	179
17/18 Contracted orthodontic activity (UOA)	0
Carry forward orthodontic activity (UOA)	0
Baseline contract value	£148,991.10

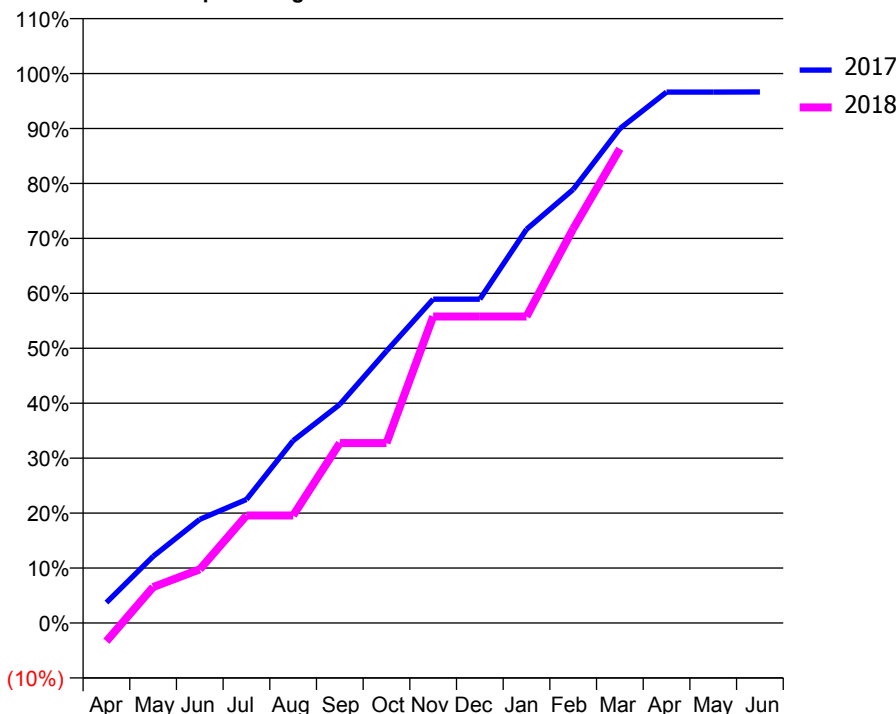
ACCESS*

Patients seen in 24 months	Total	Change since previous quarter
Quarter ending March 2017	3,332	
Quarter ending June 2017	3,343	→
Quarter ending September 2017	3,300	↓
Quarter ending December 2017	3,200	↓
Quarter ending March 2018	3,243	→
Variance since March 2017	(2.7%)	↓



ACTIVITY

Cumulative percentage of contracted UDA delivered 2017 & 2018



Adjusted Scheduled Activity (UDA)

Month	2017	2018
April	199	-179
May	648	350
June	1,010	522
July	1,203	1,047
August	1,776	1,047
September	2,128	1,752
October	2,648	1,752
November	3,153	2,984
December	3,153	2,984
January	3,833	2,984
February	4,222	3,838
March	4,814	4,617
April	5,170	
May	5,169	
June	5,171	

QUALITY

	Quantity	Base Number	Contract	AT	Region	England
% of FP17s for the same patient ID Re-attending within 3 months - Children	68	1,293	5.3%	10.1%	11.5%	11.9%
% of FP17s for the same patient ID Re-attending within 3 months - Adults	260	2,355	11.0%	15.5%	16.8%	16.0%
% of FP17s for the same patient ID Re-attending between 3 & 9 months - Children	629	1,293	48.6%	48.4%	47.7%	58.3%
% of FP17s for the same patient ID Re-attending between 3 & 9 months - Adults	837	2,355	35.5%	38.1%	38.2%	50.3%
% of FP17s for Band 1 Urgent Courses	269	2,657	10.1%	10.1%	10.6%	9.1%
% of FP17s Relating to Free Repair or Replacements	20	2,657	0.8%	0.6%	0.6%	0.8%
% of FP17s Relating to Continuations	0	2,657	0.0%	0.9%	0.8%	1.0%
% of Patients satisfied with the dentistry they have received	1	2	N/A	90.1%	89.3%	91.5%
% of Patients satisfied with the time they had to wait for an appointment	2	2	N/A	86.9%	84.4%	87.9%

* This is based on patients treated on this contract for their most recent course of treatment. Figures in italics indicate the base number of FP17s or Patient Questionnaire responses are less than 100. N/A is shown where the base number of responses is less than 10 during the period. % is calculated as Quantity/Base number*100

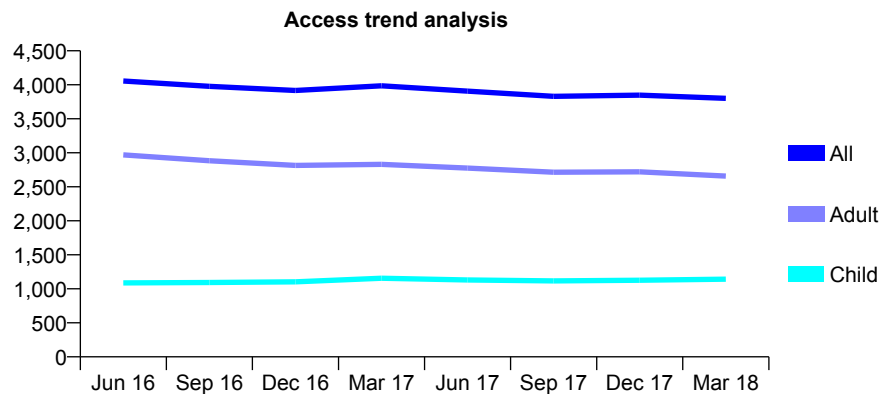
Q63 - Vital Signs At a Glance Contract Report for 844616/0001 - March 2018

Name or company name	MISS RY ISLAM
Contract type name	GDS Contract
Purpose of contract	General
Contract start date	01/04/2006
Contract end date	

17/18 Contracted general activity (UDA)	10,375
Carry forward general activity (UDA)	-12
17/18 Contracted orthodontic activity (UOA)	0
Carry forward orthodontic activity (UOA)	0
Baseline contract value	£286,100.26

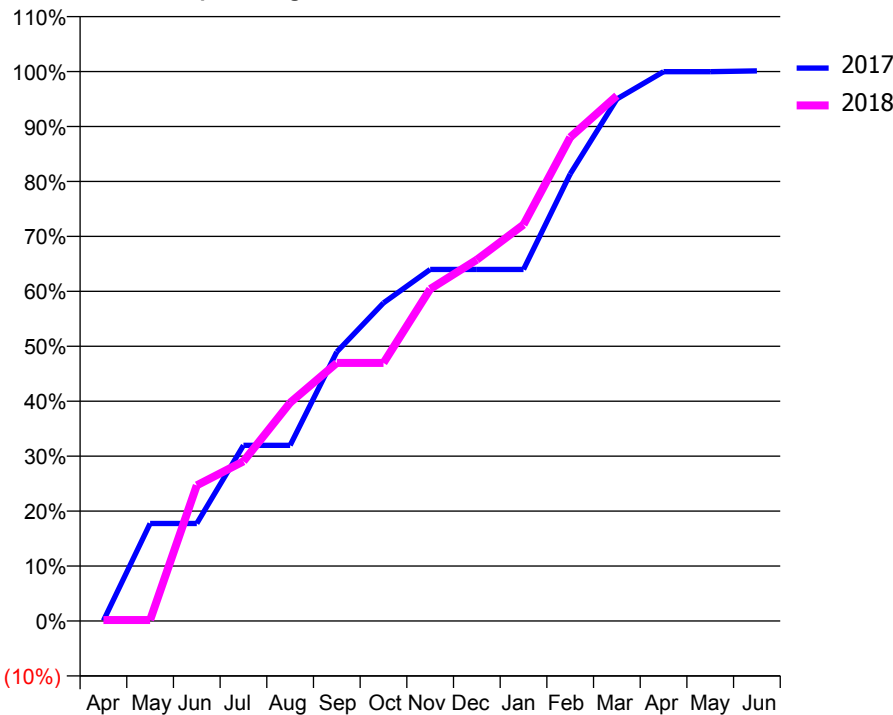
ACCESS*

Patients seen in 24 months	Total	Change since previous quarter
Quarter ending March 2017	3,986	
Quarter ending June 2017	3,906	↓
Quarter ending September 2017	3,831	↓
Quarter ending December 2017	3,848	→
Quarter ending March 2018	3,801	↓
Variance since March 2017	(4.6%)	↓



ACTIVITY

Cumulative percentage of contracted UDA delivered 2017 & 2018



Month	Adjusted Scheduled Activity (UDA)	
	2017	2018
April	7	19
May	1,841	19
June	1,841	2,561
July	3,317	3,015
August	3,317	4,123
September	5,083	4,872
October	6,006	4,872
November	6,637	6,269
December	6,637	6,822
January	6,637	7,485
February	8,441	9,134
March	9,855	9,918
April	10,372	
May	10,372	
June	10,387	

QUALITY

	Quantity	Base Number	Contract	AT	Region	England
% of FP17s for the same patient ID Re-attending within 3 months - Children	98	1,335	7.3%	10.1%	11.5%	11.9%
% of FP17s for the same patient ID Re-attending within 3 months - Adults	198	2,498	7.9%	15.5%	16.8%	16.0%
% of FP17s for the same patient ID Re-attending between 3 & 9 months - Children	545	1,335	40.8%	48.4%	47.7%	58.3%
% of FP17s for the same patient ID Re-attending between 3 & 9 months - Adults	847	2,498	33.9%	38.1%	38.2%	50.3%
% of FP17s for Band 1 Urgent Courses	255	3,279	7.8%	10.1%	10.6%	9.1%
% of FP17s Relating to Free Repair or Replacements	11	3,279	0.3%	0.6%	0.6%	0.8%
% of FP17s Relating to Continuations	19	3,279	0.6%	0.9%	0.8%	1.0%
% of Patients satisfied with the dentistry they have received	4	4	N/A	90.1%	89.3%	91.5%
% of Patients satisfied with the time they had to wait for an appointment	4	4	N/A	86.9%	84.4%	87.9%

* This is based on patients treated on this contract for their most recent course of treatment. Figures in italics indicate the base number of FP17s or Patient Questionnaire responses are less than 100. N/A is shown where the base number of responses is less than 10 during the period. % is calculated as Quantity/Base number*100

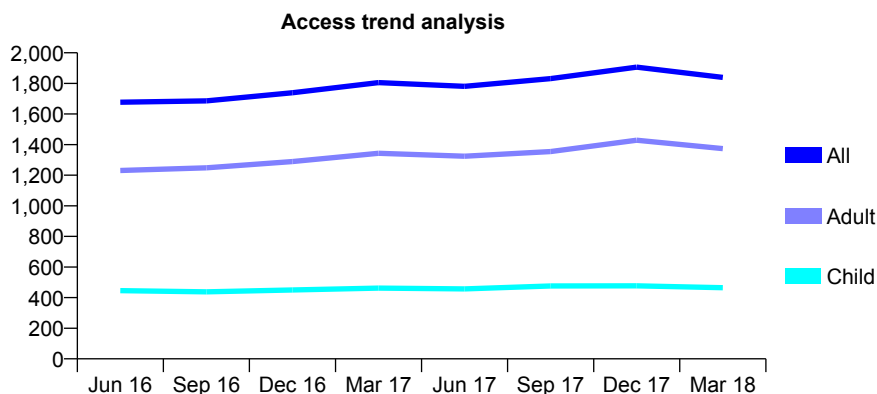
Q63 - Vital Signs At a Glance Contract Report for 846066/0001 - March 2018

Name or company name	MR A SYED
Contract type name	GDS Contract
Purpose of contract	General
Contract start date	01/04/2006
Contract end date	

17/18 Contracted general activity (UDA)	5,478
Carry forward general activity (UDA)	-110
17/18 Contracted orthodontic activity (UOA)	0
Carry forward orthodontic activity (UOA)	0
Baseline contract value	£222,644.31

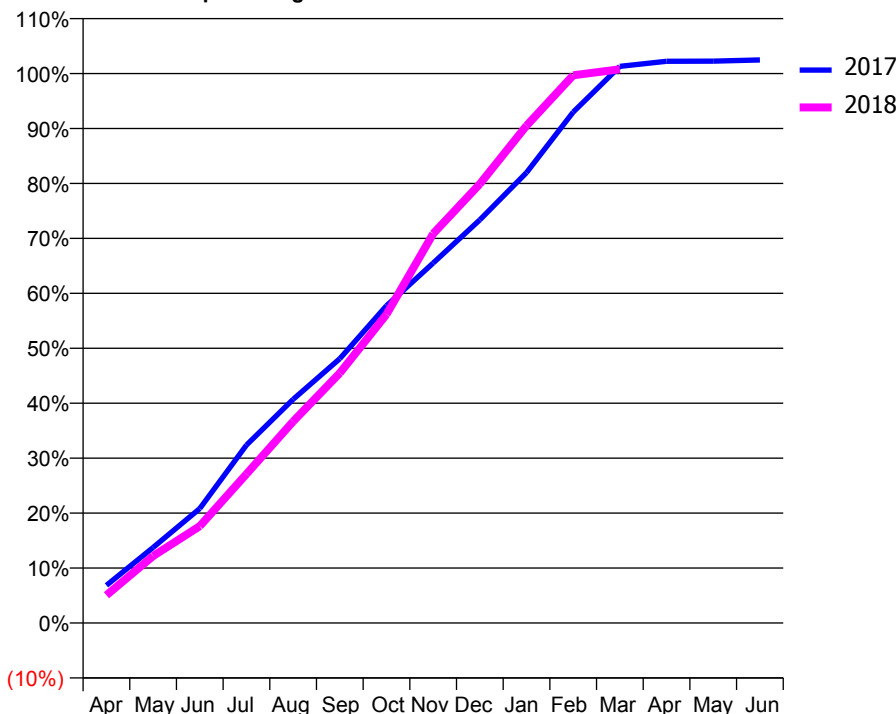
ACCESS*

Patients seen in 24 months	Total	Change since previous quarter
Quarter ending March 2017	1,805	
Quarter ending June 2017	1,781	↓
Quarter ending September 2017	1,831	↑
Quarter ending December 2017	1,906	↑
Quarter ending March 2018	1,839	↓
Variance since March 2017	1.9%	→



ACTIVITY

Cumulative percentage of contracted UDA delivered 2017 & 2018



Month	Adjusted Scheduled Activity (UDA)	
	2017	2018
April	376	277
May	753	668
June	1,141	966
July	1,774	1,485
August	2,230	2,010
September	2,636	2,492
October	3,164	3,077
November	3,589	3,881
December	4,019	4,377
January	4,490	4,958
February	5,094	5,460
March	5,550	5,520
April	5,600	
May	5,601	
June	5,613	

QUALITY

	Quantity	Base Number	Contract	AT	Region	England
% of FP17s for the same patient ID Re-attending within 3 months - Children	24	529	4.5%	10.1%	11.5%	11.9%
% of FP17s for the same patient ID Re-attending within 3 months - Adults	119	1,173	10.1%	15.5%	16.8%	16.0%
% of FP17s for the same patient ID Re-attending between 3 & 9 months - Children	272	529	51.4%	48.4%	47.7%	58.3%
% of FP17s for the same patient ID Re-attending between 3 & 9 months - Adults	244	1,173	20.8%	38.1%	38.2%	50.3%
% of FP17s for Band 1 Urgent Courses	187	1,666	11.2%	10.1%	10.6%	9.1%
% of FP17s Relating to Free Repair or Replacements	1	1,666	0.1%	0.6%	0.6%	0.8%
% of FP17s Relating to Continuations	8	1,666	0.5%	0.9%	0.8%	1.0%
% of Patients satisfied with the dentistry they have received	0	0	N/A	90.1%	89.3%	91.5%
% of Patients satisfied with the time they had to wait for an appointment	0	0	N/A	86.9%	84.4%	87.9%

* This is based on patients treated on this contract for their most recent course of treatment. Figures in italics indicate the base number of FP17s or Patient Questionnaire responses are less than 100. N/A is shown where the base number of responses is less than 10 during the period. % is calculated as Quantity/Base number*100

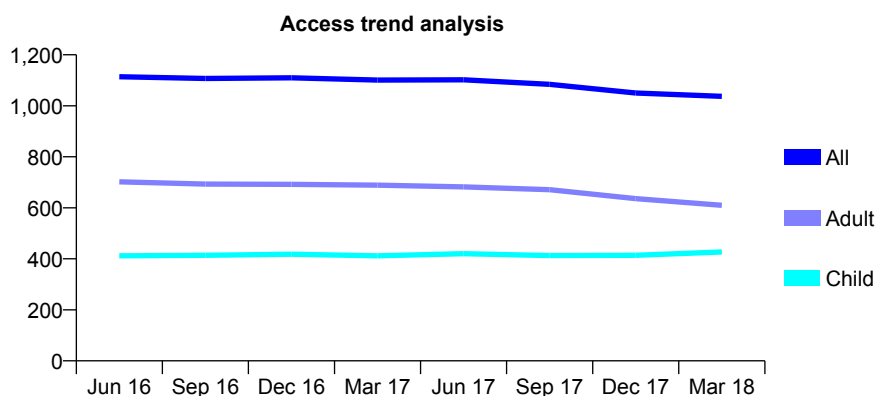
Q63 - Vital Signs At a Glance Contract Report for 847550/0001 - March 2018

Name or company name	MRS R SHERIFF
Contract type name	GDS Contract
Purpose of contract	General
Contract start date	01/06/2006
Contract end date	

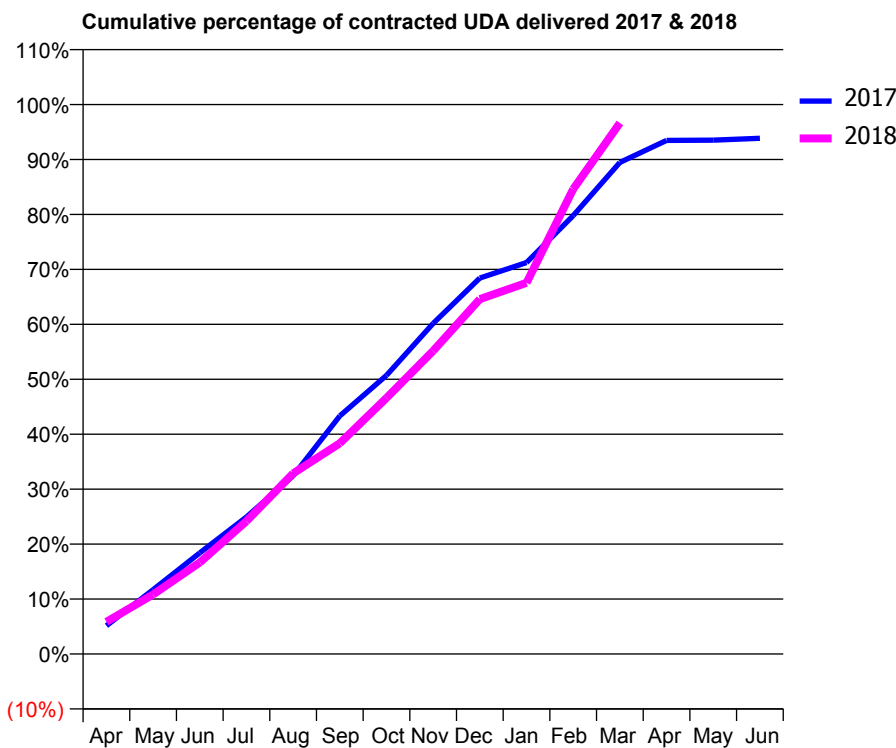
17/18 Contracted general activity (UDA)	4,787
Carry forward general activity (UDA)	-86
17/18 Contracted orthodontic activity (UOA)	0
Carry forward orthodontic activity (UOA)	0
Baseline contract value	£144,702.63

ACCESS*

Patients seen in 24 months	Total	Change since previous quarter
Quarter ending March 2017	1,101	
Quarter ending June 2017	1,102	→
Quarter ending September 2017	1,084	↓
Quarter ending December 2017	1,050	↓
Quarter ending March 2018	1,037	↓
Variance since March 2017	(5.8%)	↓



ACTIVITY



Month	Adjusted Scheduled Activity (UDA)	
	2017	2018
April	246	280
May	560	519
June	881	797
July	1,193	1,157
August	1,553	1,574
September	2,074	1,836
October	2,428	2,231
November	2,881	2,641
December	3,275	3,091
January	3,410	3,234
February	3,819	4,050
March	4,282	4,626
April	4,474	
May	4,476	
June	4,493	

QUALITY

	Quantity	Base Number	Contract	AT	Region	England
% of FP17s for the same patient ID Re-attending within 3 months - Children	179	693	25.8%	10.1%	11.5%	11.9%
% of FP17s for the same patient ID Re-attending within 3 months - Adults	299	848	35.3%	15.5%	16.8%	16.0%
% of FP17s for the same patient ID Re-attending between 3 & 9 months - Children	229	693	33.0%	48.4%	47.7%	58.3%
% of FP17s for the same patient ID Re-attending between 3 & 9 months - Adults	241	848	28.4%	38.1%	38.2%	50.3%
% of FP17s for Band 1 Urgent Courses	89	1,449	6.1%	10.1%	10.6%	9.1%
% of FP17s Relating to Free Repair or Replacements	1	1,449	0.1%	0.6%	0.6%	0.8%
% of FP17s Relating to Continuations	188	1,449	13.0%	0.9%	0.8%	1.0%
% of Patients satisfied with the dentistry they have received	0	0	N/A	90.1%	89.3%	91.5%
% of Patients satisfied with the time they had to wait for an appointment	0	0	N/A	86.9%	84.4%	87.9%

* This is based on patients treated on this contract for their most recent course of treatment. Figures in italics indicate the base number of FP17s or Patient Questionnaire responses are less than 100. N/A is shown where the base number of responses is less than 10 during the period. % is calculated as Quantity/Base number*100

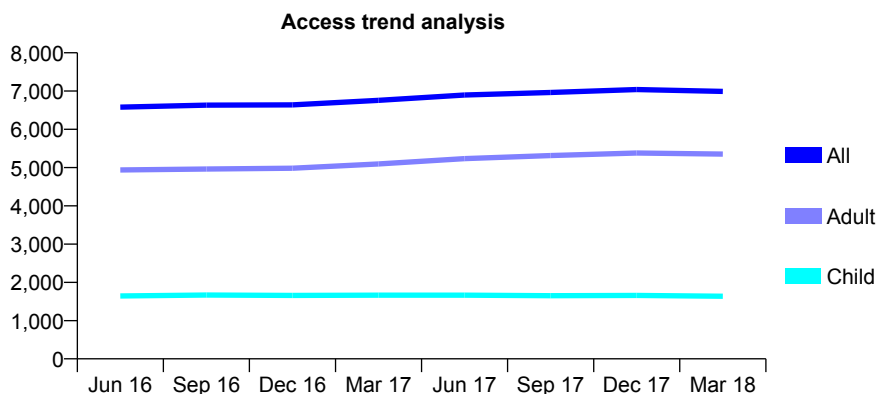
Q63 - Vital Signs At a Glance Contract Report for 848018/0001 - March 2018

Name or company name	MS F POURGHOBAD
Contract type name	GDS Contract
Purpose of contract	General
Contract start date	01/04/2006
Contract end date	

17/18 Contracted general activity (UDA)	16,817
Carry forward general activity (UDA)	197
17/18 Contracted orthodontic activity (UOA)	0
Carry forward orthodontic activity (UOA)	0
Baseline contract value	£495,436.57

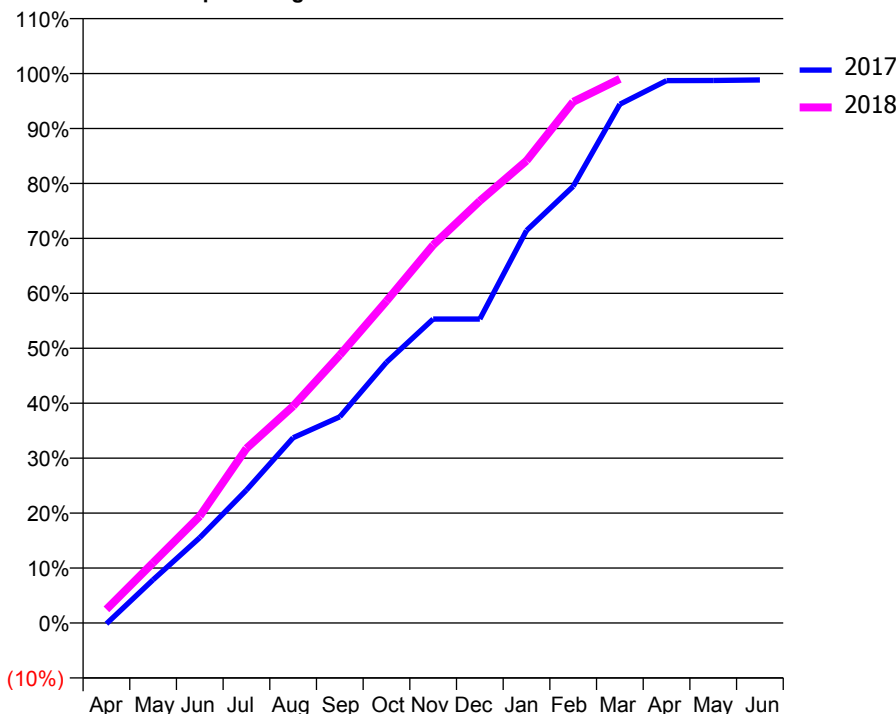
ACCESS*

Patients seen in 24 months	Total	Change since previous quarter
Quarter ending March 2017	6,758	
Quarter ending June 2017	6,898	↑
Quarter ending September 2017	6,964	→
Quarter ending December 2017	7,040	→
Quarter ending March 2018	6,992	→
Variance since March 2017	3.5%	↑



ACTIVITY

Cumulative percentage of contracted UDA delivered 2017 & 2018



Month	Adjusted Scheduled Activity (UDA)	
	2017	2018
April	-25	417
May	1,325	1,845
June	2,616	3,270
July	4,073	5,346
August	5,669	6,636
September	6,313	8,203
October	7,978	9,855
November	9,303	11,568
December	9,303	12,918
January	12,014	14,149
February	13,364	15,952
March	15,878	16,651
April	16,601	
May	16,603	
June	16,620	

QUALITY

	Quantity	Base Number	Contract	AT	Region	England
% of FP17s for the same patient ID Re-attending within 3 months - Children	117	2,129	5.5%	10.1%	11.5%	11.9%
% of FP17s for the same patient ID Re-attending within 3 months - Adults	747	6,668	11.2%	15.5%	16.8%	16.0%
% of FP17s for the same patient ID Re-attending between 3 & 9 months - Children	664	2,129	31.2%	48.4%	47.7%	58.3%
% of FP17s for the same patient ID Re-attending between 3 & 9 months - Adults	2,538	6,668	38.1%	38.1%	38.2%	50.3%
% of FP17s for Band 1 Urgent Courses	539	8,465	6.4%	10.1%	10.6%	9.1%
% of FP17s Relating to Free Repair or Replacements	31	8,465	0.4%	0.6%	0.6%	0.8%
% of FP17s Relating to Continuations	47	8,465	0.6%	0.9%	0.8%	1.0%
% of Patients satisfied with the dentistry they have received	3	3	N/A	90.1%	89.3%	91.5%
% of Patients satisfied with the time they had to wait for an appointment	3	3	N/A	86.9%	84.4%	87.9%

* This is based on patients treated on this contract for their most recent course of treatment. Figures in italics indicate the base number of FP17s or Patient Questionnaire responses are less than 100. N/A is shown where the base number of responses is less than 10 during the period. % is calculated as Quantity/Base number*100

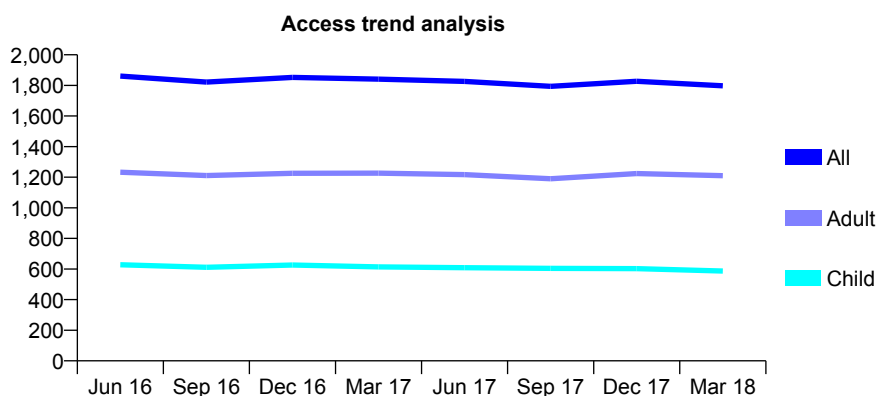
Q63 - Vital Signs At a Glance Contract Report for 849138/0002 - March 2018

Name or company name	Mr F K Banjo and Mrs D O Banjo
Contract type name	GDS Contract
Purpose of contract	General
Contract start date	01/04/2006
Contract end date	

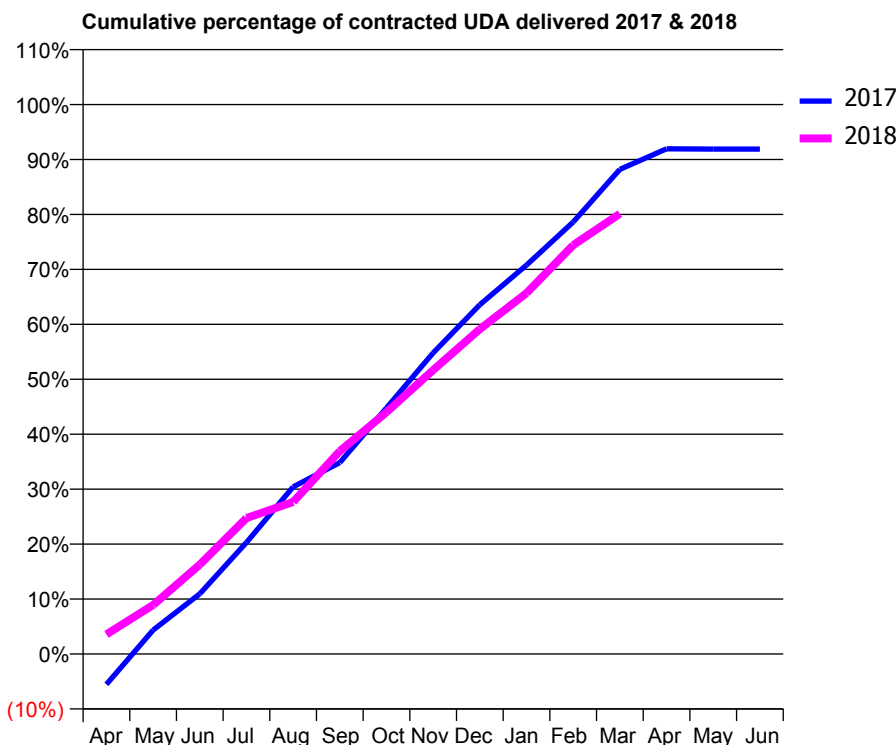
17/18 Contracted general activity (UDA)	6,000
Carry forward general activity (UDA)	0
17/18 Contracted orthodontic activity (UOA)	0
Carry forward orthodontic activity (UOA)	0
Baseline contract value	£206,850.25

ACCESS*

Patients seen in 24 months	Total	Change since previous quarter
Quarter ending March 2017	1,841	
Quarter ending June 2017	1,826	→
Quarter ending September 2017	1,794	↓
Quarter ending December 2017	1,827	→
Quarter ending March 2018	1,797	↓
Variance since March 2017	(2.4%)	↓



ACTIVITY



Month	Adjusted Scheduled Activity (UDA)	
	2017	2018
April	-333	215
May	262	535
June	658	976
July	1,218	1,484
August	1,825	1,660
September	2,091	2,215
October	2,688	2,641
November	3,288	3,100
December	3,814	3,547
January	4,247	3,940
February	4,717	4,464
March	5,292	4,807
April	5,517	
May	5,514	
June	5,514	

QUALITY

	Quantity	Base Number	Contract	AT	Region	England
% of FP17s for the same patient ID Re-attending within 3 months - Children	32	609	5.3%	10.1%	11.5%	11.9%
% of FP17s for the same patient ID Re-attending within 3 months - Adults	182	1,233	14.8%	15.5%	16.8%	16.0%
% of FP17s for the same patient ID Re-attending between 3 & 9 months - Children	261	609	42.9%	48.4%	47.7%	58.3%
% of FP17s for the same patient ID Re-attending between 3 & 9 months - Adults	405	1,233	32.8%	38.1%	38.2%	50.3%
% of FP17s for Band 1 Urgent Courses	22	1,775	1.2%	10.1%	10.6%	9.1%
% of FP17s Relating to Free Repair or Replacements	12	1,775	0.7%	0.6%	0.6%	0.8%
% of FP17s Relating to Continuations	0	1,775	0.0%	0.9%	0.8%	1.0%
% of Patients satisfied with the dentistry they have received	0	0	N/A	90.1%	89.3%	91.5%
% of Patients satisfied with the time they had to wait for an appointment	0	0	N/A	86.9%	84.4%	87.9%

* This is based on patients treated on this contract for their most recent course of treatment. Figures in italics indicate the base number of FP17s or Patient Questionnaire responses are less than 100. N/A is shown where the base number of responses is less than 10 during the period. % is calculated as Quantity/Base number*100

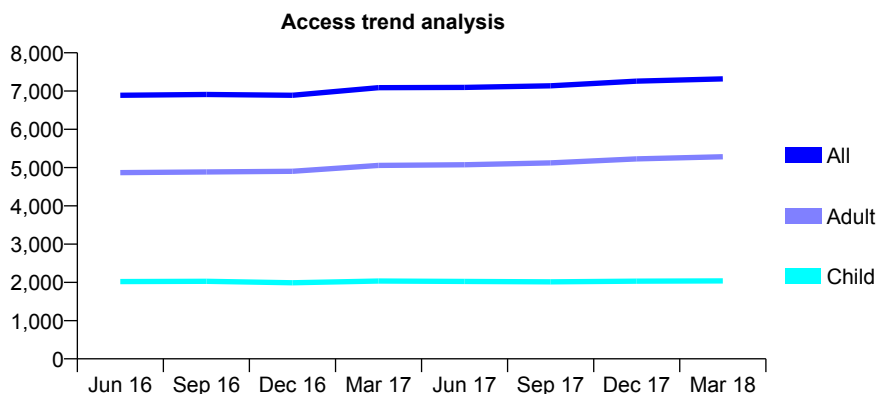
Q63 - Vital Signs At a Glance Contract Report for 853372/0001 - March 2018

Name or company name	Hook Lane Practice Limited
Contract type name	GDS Contract
Purpose of contract	General
Contract start date	19/04/2008
Contract end date	

17/18 Contracted general activity (UDA)	20,021
Carry forward general activity (UDA)	-97
17/18 Contracted orthodontic activity (UOA)	0
Carry forward orthodontic activity (UOA)	0
Baseline contract value	£571,526.72

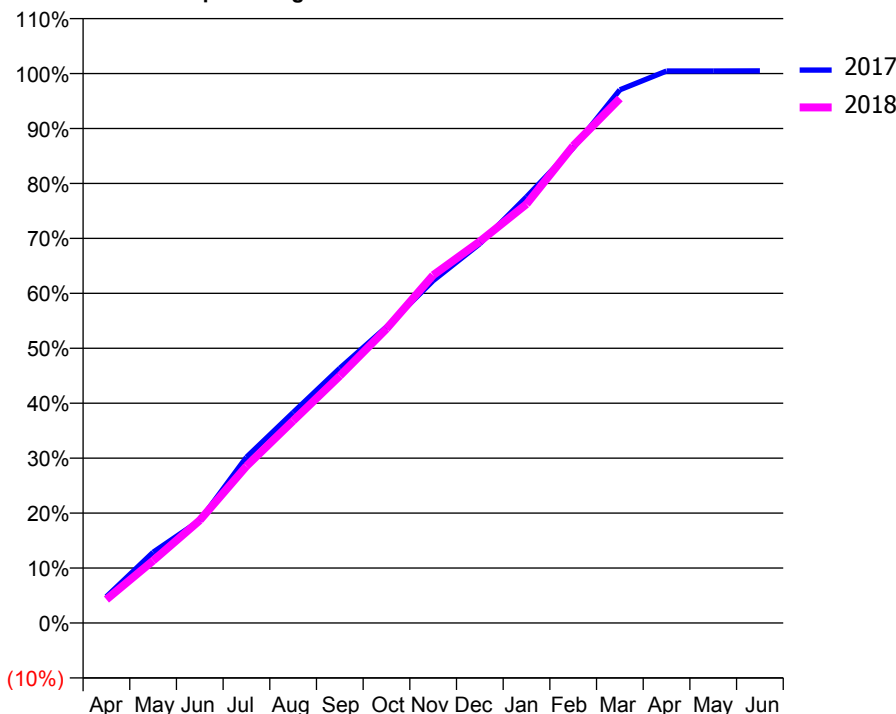
ACCESS*

Patients seen in 24 months	Total	Change since previous quarter
Quarter ending March 2017	7,088	
Quarter ending June 2017	7,095	→
Quarter ending September 2017	7,138	→
Quarter ending December 2017	7,259	→
Quarter ending March 2018	7,320	→
Variance since March 2017	3.3%	↑



ACTIVITY

Cumulative percentage of contracted UDA delivered 2017 & 2018



Month	Adjusted Scheduled Activity (UDA)	
	2017	2018
April	961	859
May	2,579	2,269
June	3,736	3,743
July	6,044	5,718
August	7,671	7,369
September	9,282	9,007
October	10,788	10,718
November	12,476	12,673
December	13,819	13,902
January	15,524	15,264
February	17,309	17,386
March	19,428	19,113
April	20,114	
May	20,114	
June	20,118	

QUALITY

	Quantity	Base Number	Contract	AT	Region	England
% of FP17s for the same patient ID Re-attending within 3 months - Children	160	2,396	6.7%	10.1%	11.5%	11.9%
% of FP17s for the same patient ID Re-attending within 3 months - Adults	917	5,718	16.0%	15.5%	16.8%	16.0%
% of FP17s for the same patient ID Re-attending between 3 & 9 months - Children	1,058	2,396	44.2%	48.4%	47.7%	58.3%
% of FP17s for the same patient ID Re-attending between 3 & 9 months - Adults	2,015	5,718	35.2%	38.1%	38.2%	50.3%
% of FP17s for Band 1 Urgent Courses	501	7,498	6.7%	10.1%	10.6%	9.1%
% of FP17s Relating to Free Repair or Replacements	65	7,498	0.9%	0.6%	0.6%	0.8%
% of FP17s Relating to Continuations	301	7,498	4.0%	0.9%	0.8%	1.0%
% of Patients satisfied with the dentistry they have received	3	3	N/A	90.1%	89.3%	91.5%
% of Patients satisfied with the time they had to wait for an appointment	3	3	N/A	86.9%	84.4%	87.9%

* This is based on patients treated on this contract for their most recent course of treatment. Figures in italics indicate the base number of FP17s or Patient Questionnaire responses are less than 100. N/A is shown where the base number of responses is less than 10 during the period. % is calculated as Quantity/Base number*100

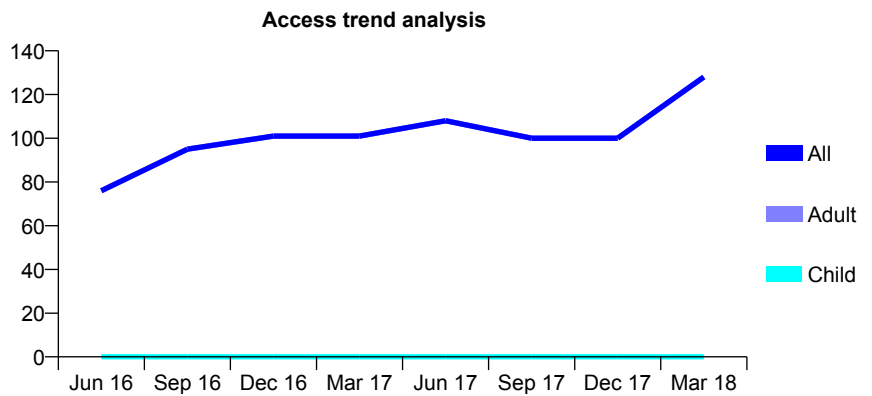
Q63 - Vital Signs At a Glance Contract Report for 853372/0003 - March 2018

Name or company name	Hook Lane Practice Limited
Contract type name	PDS Contract
Purpose of contract	General
Contract start date	01/06/2013
Contract end date	31/03/2018

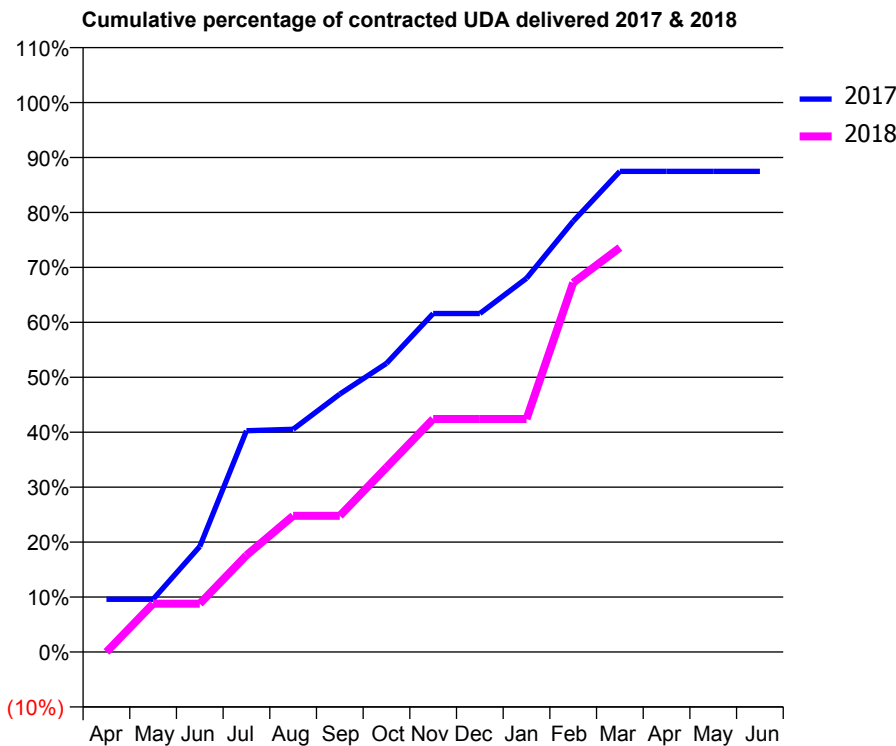
17/18 Contracted general activity (UDA)	375
Carry forward general activity (UDA)	0
17/18 Contracted orthodontic activity (UOA)	0
Carry forward orthodontic activity (UOA)	0
Baseline contract value	£20,384.51

ACCESS*

Patients seen in 24 months	Total	Change since previous quarter
Quarter ending March 2017	101	
Quarter ending June 2017	108	↑
Quarter ending September 2017	100	↓
Quarter ending December 2017	100	→
Quarter ending March 2018	128	↑
Variance since March 2017	26.7%	↑



ACTIVITY



Month	Adjusted Scheduled Activity (UDA)	
	2017	2018
April	36	0
May	36	33
June	72	33
July	151	66
August	152	93
September	176	93
October	197	126
November	231	159
December	231	159
January	255	159
February	294	252
March	328	276
April	328	
May	328	
June	328	

QUALITY

	Quantity	Base Number	Contract	AT	Region	England
% of FP17s for the same patient ID Re-attending within 3 months - Children	0	0	N/A	10.1%	11.5%	11.9%
% of FP17s for the same patient ID Re-attending within 3 months - Adults	0	92	0.0%	15.5%	16.8%	16.0%
% of FP17s for the same patient ID Re-attending between 3 & 9 months - Children	0	0	N/A	48.4%	47.7%	58.3%
% of FP17s for the same patient ID Re-attending between 3 & 9 months - Adults	0	92	0.0%	38.1%	38.2%	50.3%
% of FP17s for Band 1 Urgent Courses	0	92	0.0%	10.1%	10.6%	9.1%
% of FP17s Relating to Free Repair or Replacements	0	92	0.0%	0.6%	0.6%	0.8%
% of FP17s Relating to Continuations	0	92	0.0%	0.9%	0.8%	1.0%
% of Patients satisfied with the dentistry they have received	0	0	N/A	90.1%	89.3%	91.5%
% of Patients satisfied with the time they had to wait for an appointment	0	0	N/A	86.9%	84.4%	87.9%

* This is based on patients treated on this contract for their most recent course of treatment. Figures in italics indicate the base number of FP17s or Patient Questionnaire responses are less than 100. N/A is shown where the base number of responses is less than 10 during the period. % is calculated as Quantity/Base number*100

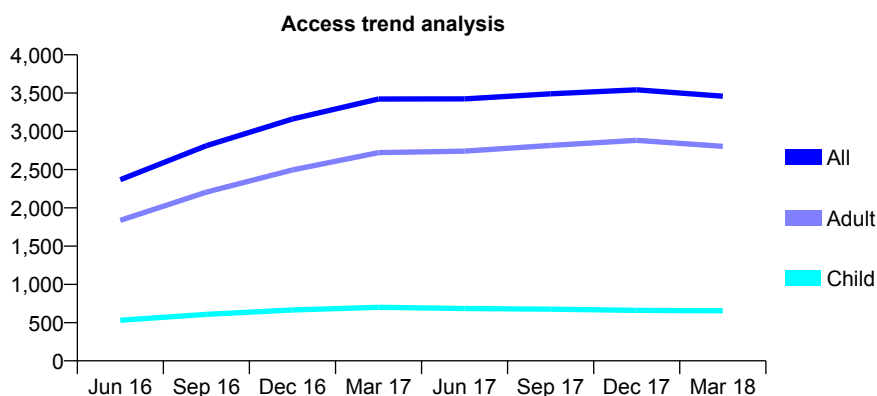
Q63 - Vital Signs At a Glance Contract Report for 854956/0003 - March 2018

Name or company name	MISS N AL-JUMAILY
Contract type name	GDS Contract
Purpose of contract	General
Contract start date	01/04/2015
Contract end date	

17/18 Contracted general activity (UDA)	6,973
Carry forward general activity (UDA)	-28
17/18 Contracted orthodontic activity (UOA)	0
Carry forward orthodontic activity (UOA)	0
Baseline contract value	£279,914.95

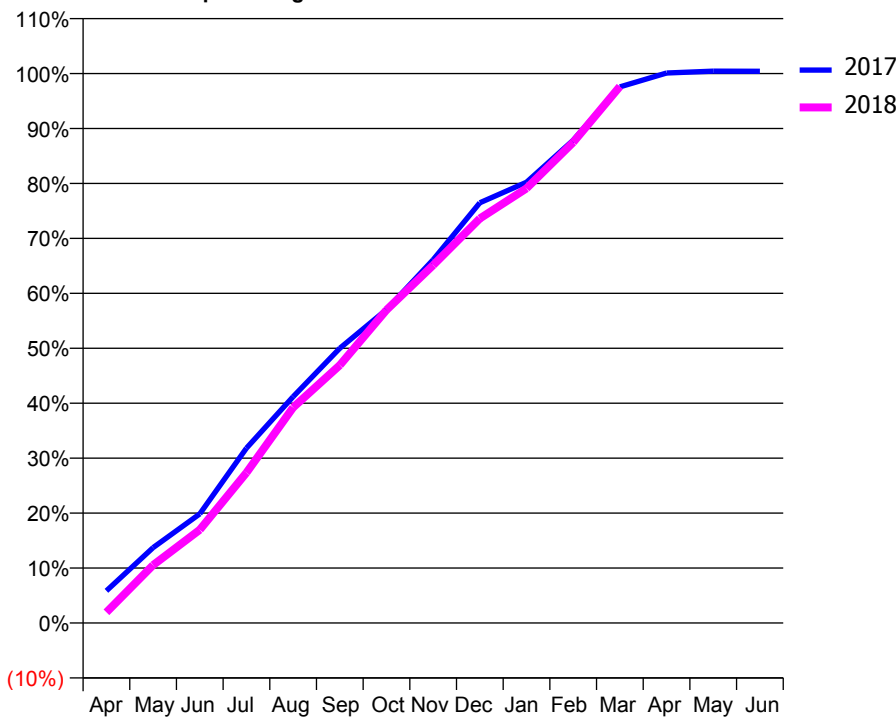
ACCESS*

Patients seen in 24 months	Total	Change since previous quarter
Quarter ending March 2017	3,422	
Quarter ending June 2017	3,424	→
Quarter ending September 2017	3,491	→
Quarter ending December 2017	3,542	→
Quarter ending March 2018	3,458	↓
Variance since March 2017	1.1%	→



ACTIVITY

Cumulative percentage of contracted UDA delivered 2017 & 2018



Month	Adjusted Scheduled Activity (UDA)	
	2017	2018
April	409	136
May	957	736
June	1,386	1,184
July	2,218	1,908
August	2,873	2,735
September	3,486	3,271
October	3,978	3,973
November	4,610	4,542
December	5,333	5,134
January	5,593	5,515
February	6,127	6,100
March	6,803	6,809
April	6,979	
May	7,002	
June	7,001	

QUALITY

	Quantity	Base Number	Contract	AT	Region	England
% of FP17s for the same patient ID Re-attending within 3 months - Children	37	623	5.9%	10.1%	11.5%	11.9%
% of FP17s for the same patient ID Re-attending within 3 months - Adults	196	2,317	8.5%	15.5%	16.8%	16.0%
% of FP17s for the same patient ID Re-attending between 3 & 9 months - Children	199	623	31.9%	48.4%	47.7%	58.3%
% of FP17s for the same patient ID Re-attending between 3 & 9 months - Adults	528	2,317	22.8%	38.1%	38.2%	50.3%
% of FP17s for Band 1 Urgent Courses	259	2,841	9.1%	10.1%	10.6%	9.1%
% of FP17s Relating to Free Repair or Replacements	1	2,841	0.0%	0.6%	0.6%	0.8%
% of FP17s Relating to Continuations	0	2,841	0.0%	0.9%	0.8%	1.0%
% of Patients satisfied with the dentistry they have received	0	0	N/A	90.1%	89.3%	91.5%
% of Patients satisfied with the time they had to wait for an appointment	0	0	N/A	86.9%	84.4%	87.9%

* This is based on patients treated on this contract for their most recent course of treatment. Figures in italics indicate the base number of FP17s or Patient Questionnaire responses are less than 100. N/A is shown where the base number of responses is less than 10 during the period. % is calculated as Quantity/Base number*100

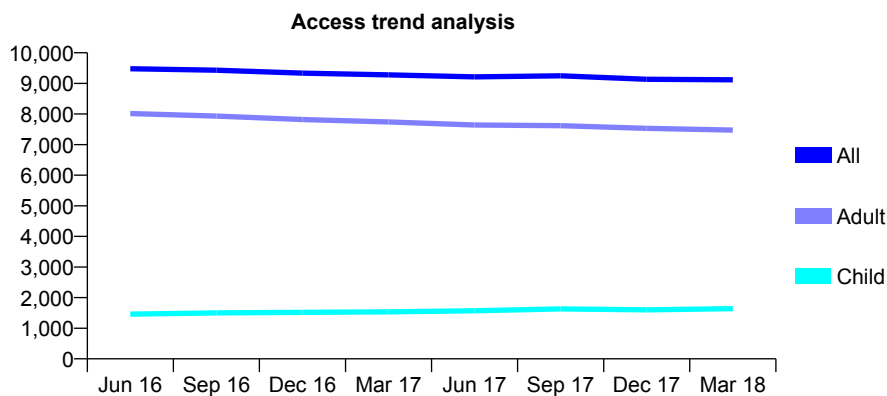
Q63 - Vital Signs At a Glance Contract Report for 855855/0001 - March 2018

Name or company name	MR F MIRZAI
Contract type name	GDS Contract
Purpose of contract	General
Contract start date	01/03/2008
Contract end date	

17/18 Contracted general activity (UDA)	31,000
Carry forward general activity (UDA)	850
17/18 Contracted orthodontic activity (UOA)	0
Carry forward orthodontic activity (UOA)	0
Baseline contract value	£935,282.32

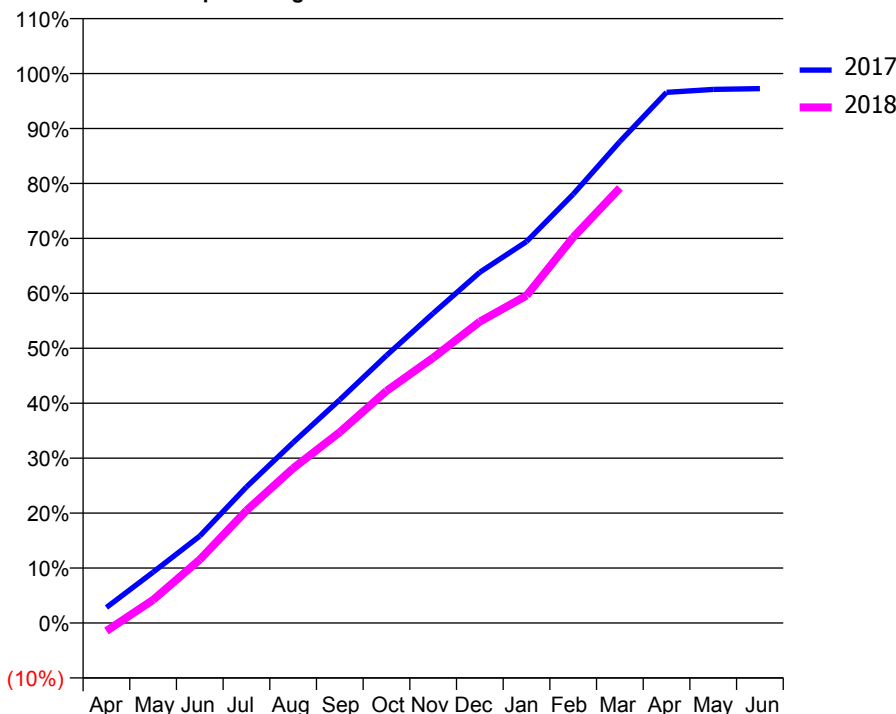
ACCESS*

Patients seen in 24 months	Total	Change since previous quarter
Quarter ending March 2017	9,278	
Quarter ending June 2017	9,213	→
Quarter ending September 2017	9,247	→
Quarter ending December 2017	9,133	↓
Quarter ending March 2018	9,116	→
Variance since March 2017	(1.7%)	↓



ACTIVITY

Cumulative percentage of contracted UDA delivered 2017 & 2018



Month	Adjusted Scheduled Activity (UDA)	
	2017	2018
April	873	-453
May	2,868	1,304
June	4,907	3,580
July	7,680	6,347
August	10,182	8,727
September	12,600	10,768
October	15,097	13,097
November	17,473	14,964
December	19,792	17,009
January	21,515	18,476
February	24,191	21,756
March	27,162	24,542
April	29,939	
May	30,103	
June	30,150	

QUALITY

	Quantity	Base Number	Contract	AT	Region	England
% of FP17s for the same patient ID Re-attending within 3 months - Children	51	1,665	3.1%	10.1%	11.5%	11.9%
% of FP17s for the same patient ID Re-attending within 3 months - Adults	510	6,419	7.9%	15.5%	16.8%	16.0%
% of FP17s for the same patient ID Re-attending between 3 & 9 months - Children	563	1,665	33.8%	48.4%	47.7%	58.3%
% of FP17s for the same patient ID Re-attending between 3 & 9 months - Adults	1,698	6,419	26.5%	38.1%	38.2%	50.3%
% of FP17s for Band 1 Urgent Courses	298	7,486	4.0%	10.1%	10.6%	9.1%
% of FP17s Relating to Free Repair or Replacements	60	7,486	0.8%	0.6%	0.6%	0.8%
% of FP17s Relating to Continuations	69	7,486	0.9%	0.9%	0.8%	1.0%
% of Patients satisfied with the dentistry they have received	4	5	N/A	90.1%	89.3%	91.5%
% of Patients satisfied with the time they had to wait for an appointment	3	5	N/A	86.9%	84.4%	87.9%

* This is based on patients treated on this contract for their most recent course of treatment. Figures in italics indicate the base number of FP17s or Patient Questionnaire responses are less than 100. N/A is shown where the base number of responses is less than 10 during the period. % is calculated as Quantity/Base number*100

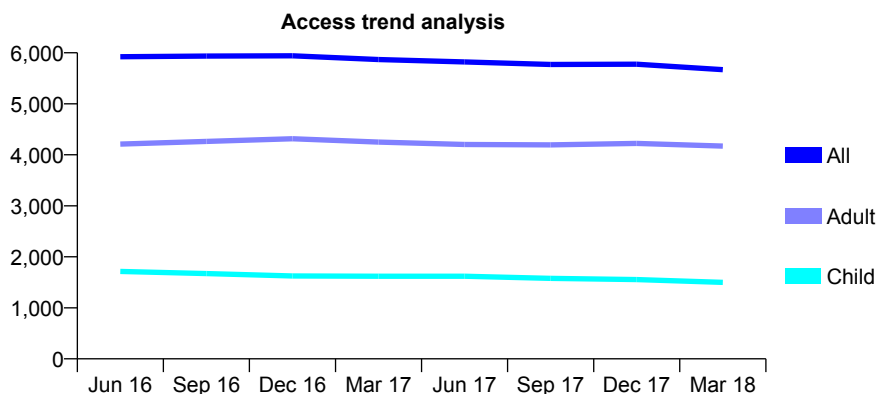
Q63 - Vital Signs At a Glance Contract Report for 858749/0001 - March 2018

Name or company name	MISS MR HARVEY
Contract type name	GDS Contract
Purpose of contract	General
Contract start date	11/09/2006
Contract end date	

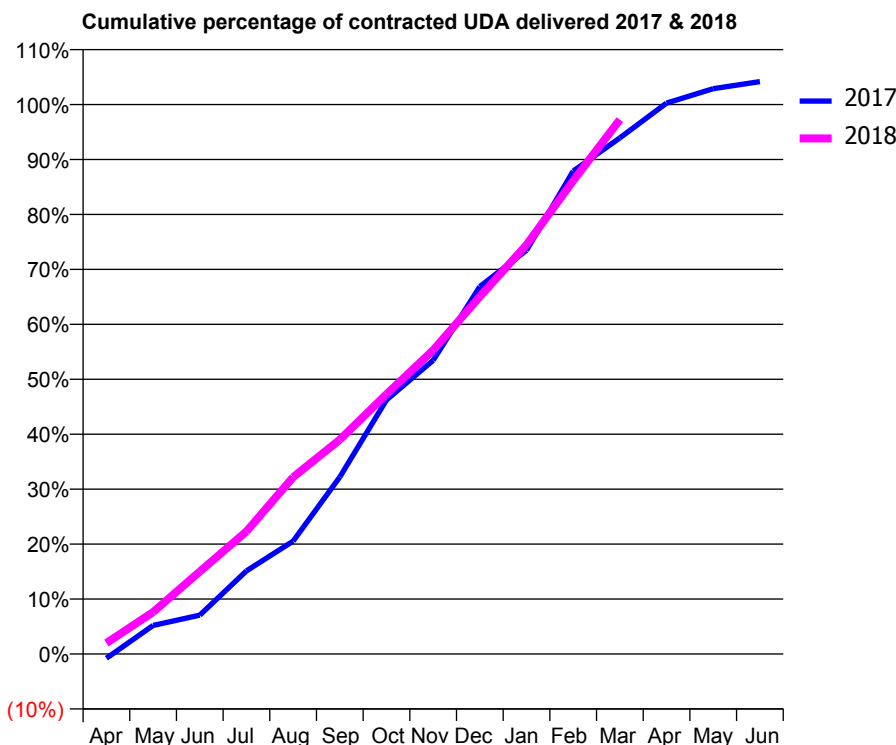
17/18 Contracted general activity (UDA)	12,750
Carry forward general activity (UDA)	-255
17/18 Contracted orthodontic activity (UOA)	0
Carry forward orthodontic activity (UOA)	0
Baseline contract value	£322,691.76

ACCESS*

Patients seen in 24 months	Total	Change since previous quarter
Quarter ending March 2017	5,868	
Quarter ending June 2017	5,822	→
Quarter ending September 2017	5,772	→
Quarter ending December 2017	5,777	→
Quarter ending March 2018	5,670	↓
Variance since March 2017	(3.4%)	↓



ACTIVITY



Month	Adjusted Scheduled Activity (UDA)	
	2017	2018
April	-102	255
May	663	972
June	901	1,913
July	1,930	2,846
August	2,619	4,105
September	4,108	4,972
October	5,895	6,029
November	6,816	7,048
December	8,527	8,293
January	9,367	9,495
February	11,206	10,983
March	11,974	12,399
April	12,783	
May	13,118	
June	13,281	

QUALITY

	Quantity	Base Number	Contract	AT	Region	England
% of FP17s for the same patient ID Re-attending within 3 months - Children	147	1,604	9.2%	10.1%	11.5%	11.9%
% of FP17s for the same patient ID Re-attending within 3 months - Adults	610	4,040	15.1%	15.5%	16.8%	16.0%
% of FP17s for the same patient ID Re-attending between 3 & 9 months - Children	511	1,604	31.9%	48.4%	47.7%	58.3%
% of FP17s for the same patient ID Re-attending between 3 & 9 months - Adults	1,092	4,040	27.0%	38.1%	38.2%	50.3%
% of FP17s for Band 1 Urgent Courses	560	5,137	10.9%	10.1%	10.6%	9.1%
% of FP17s Relating to Free Repair or Replacements	126	5,137	2.5%	0.6%	0.6%	0.8%
% of FP17s Relating to Continuations	31	5,137	0.6%	0.9%	0.8%	1.0%
% of Patients satisfied with the dentistry they have received	5	6	N/A	90.1%	89.3%	91.5%
% of Patients satisfied with the time they had to wait for an appointment	5	6	N/A	86.9%	84.4%	87.9%

* This is based on patients treated on this contract for their most recent course of treatment. Figures in italics indicate the base number of FP17s or Patient Questionnaire responses are less than 100. N/A is shown where the base number of responses is less than 10 during the period. % is calculated as Quantity/Base number*100

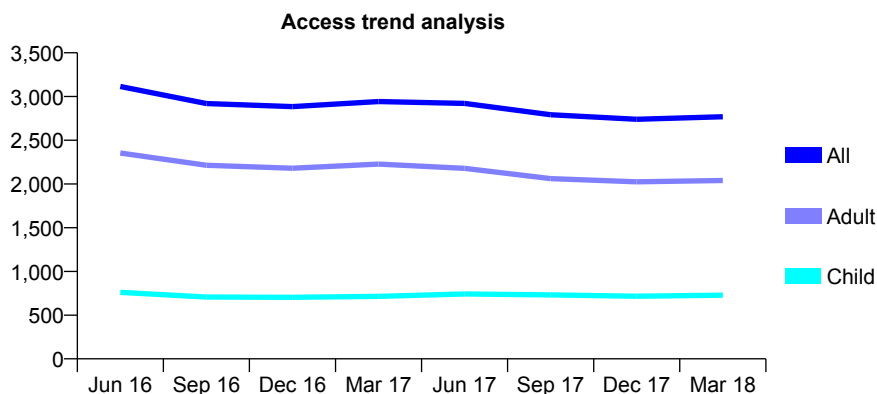
Q63 - Vital Signs At a Glance Contract Report for 859575/0001 - March 2018

Name or company name	Eltham Family Dental Practice
Contract type name	GDS Contract
Purpose of contract	General
Contract start date	17/07/2008
Contract end date	

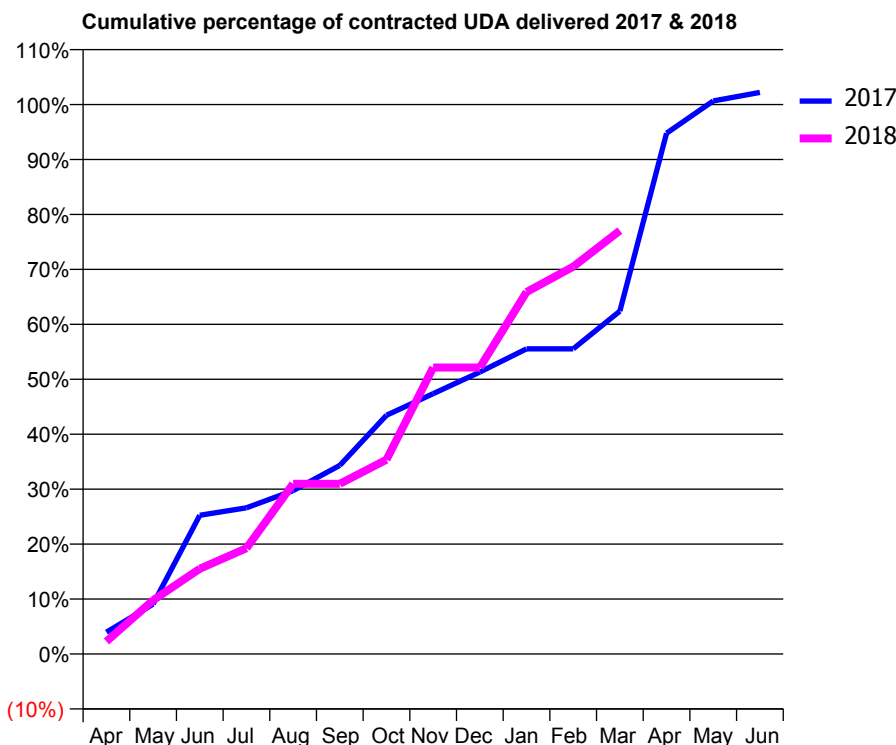
17/18 Contracted general activity (UDA)	8,000
Carry forward general activity (UDA)	-160
17/18 Contracted orthodontic activity (UOA)	0
Carry forward orthodontic activity (UOA)	0
Baseline contract value	£214,830.34

ACCESS*

Patients seen in 24 months	Total	Change since previous quarter
Quarter ending March 2017	2,942	
Quarter ending June 2017	2,921	→
Quarter ending September 2017	2,792	↓
Quarter ending December 2017	2,740	↓
Quarter ending March 2018	2,768	→
Variance since March 2017	(5.9%)	↓



ACTIVITY



Month	Adjusted Scheduled Activity (UDA)	
	2017	2018
April	317	184
May	726	784
June	2,021	1,242
July	2,128	1,541
August	2,380	2,478
September	2,746	2,478
October	3,477	2,829
November	3,791	4,172
December	4,105	4,172
January	4,443	5,269
February	4,443	5,639
March	4,993	6,165
April	7,581	
May	8,052	
June	8,175	

QUALITY

	Quantity	Base Number	Contract	AT	Region	England
% of FP17s for the same patient ID Re-attending within 3 months - Children	72	1,002	7.2%	10.1%	11.5%	11.9%
% of FP17s for the same patient ID Re-attending within 3 months - Adults	375	2,472	15.2%	15.5%	16.8%	16.0%
% of FP17s for the same patient ID Re-attending between 3 & 9 months - Children	360	1,002	35.9%	48.4%	47.7%	58.3%
% of FP17s for the same patient ID Re-attending between 3 & 9 months - Adults	825	2,472	33.4%	38.1%	38.2%	50.3%
% of FP17s for Band 1 Urgent Courses	300	2,376	12.6%	10.1%	10.6%	9.1%
% of FP17s Relating to Free Repair or Replacements	1	2,376	0.0%	0.6%	0.6%	0.8%
% of FP17s Relating to Continuations	29	2,376	1.2%	0.9%	0.8%	1.0%
% of Patients satisfied with the dentistry they have received	1	1	N/A	90.1%	89.3%	91.5%
% of Patients satisfied with the time they had to wait for an appointment	1	1	N/A	86.9%	84.4%	87.9%

* This is based on patients treated on this contract for their most recent course of treatment. Figures in italics indicate the base number of FP17s or Patient Questionnaire responses are less than 100. N/A is shown where the base number of responses is less than 10 during the period. % is calculated as Quantity/Base number*100

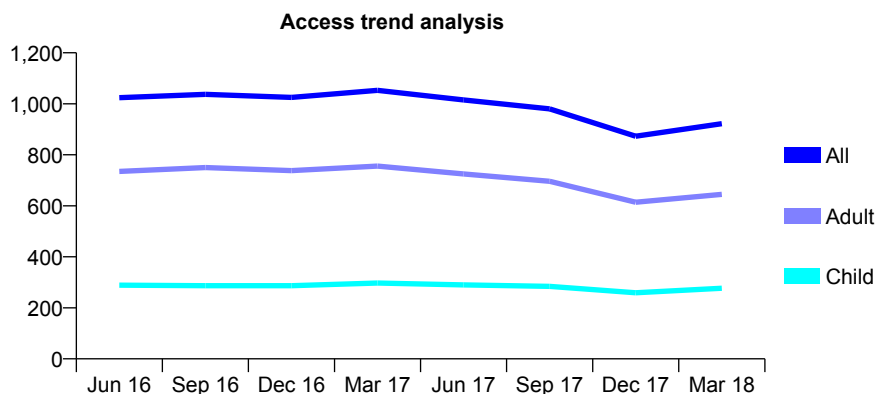
Q63 - Vital Signs At a Glance Contract Report for 863475/0001 - March 2018

Name or company name	MRS R SIVAKUMARAN
Contract type name	GDS Contract
Purpose of contract	General
Contract start date	01/04/2013
Contract end date	

17/18 Contracted general activity (UDA)	4,200
Carry forward general activity (UDA)	50
17/18 Contracted orthodontic activity (UOA)	0
Carry forward orthodontic activity (UOA)	0
Baseline contract value	£114,899.54

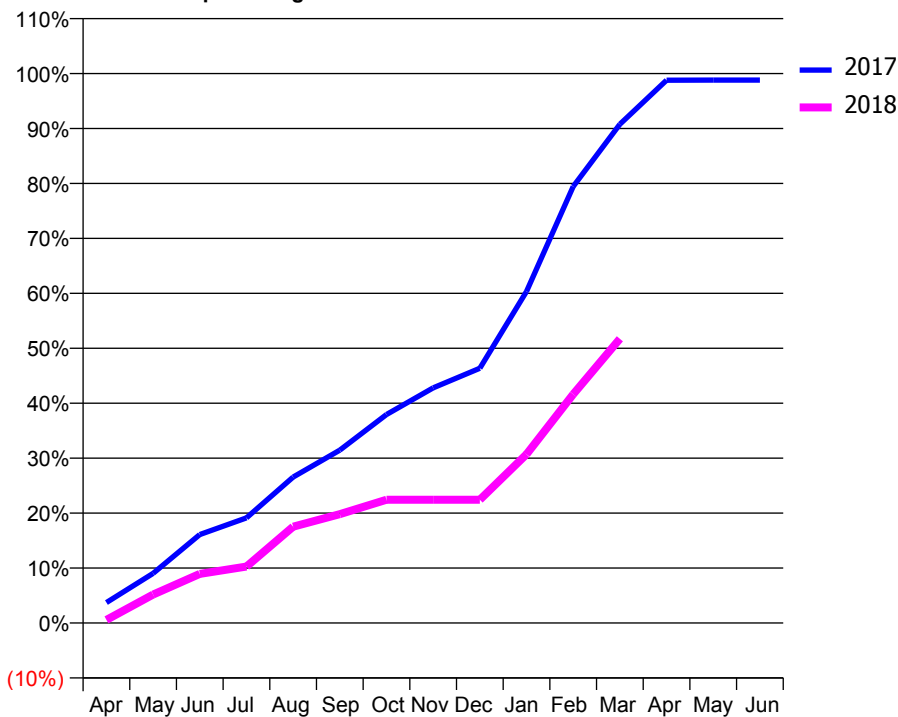
ACCESS*

Patients seen in 24 months	Total	Change since previous quarter
Quarter ending March 2017	1,053	
Quarter ending June 2017	1,015	↓
Quarter ending September 2017	980	↓
Quarter ending December 2017	873	↓
Quarter ending March 2018	922	↑
Variance since March 2017	(12.4%)	↓



ACTIVITY

Cumulative percentage of contracted UDA delivered 2017 & 2018



Month	Adjusted Scheduled Activity (UDA)	
	2017	2018
April	157	24
May	380	218
June	676	375
July	803	432
August	1,116	736
September	1,321	832
October	1,594	943
November	1,798	943
December	1,947	943
January	2,534	1,290
February	3,336	1,748
March	3,812	2,173
April	4,149	
May	4,150	
June	4,150	

QUALITY

	Quantity	Base Number	Contract	AT	Region	England
% of FP17s for the same patient ID Re-attending within 3 months - Children	2	236	0.8%	10.1%	11.5%	11.9%
% of FP17s for the same patient ID Re-attending within 3 months - Adults	43	494	8.7%	15.5%	16.8%	16.0%
% of FP17s for the same patient ID Re-attending between 3 & 9 months - Children	95	236	40.3%	48.4%	47.7%	58.3%
% of FP17s for the same patient ID Re-attending between 3 & 9 months - Adults	130	494	26.3%	38.1%	38.2%	50.3%
% of FP17s for Band 1 Urgent Courses	59	674	8.8%	10.1%	10.6%	9.1%
% of FP17s Relating to Free Repair or Replacements	0	674	0.0%	0.6%	0.6%	0.8%
% of FP17s Relating to Continuations	0	674	0.0%	0.9%	0.8%	1.0%
% of Patients satisfied with the dentistry they have received	0	0	N/A	90.1%	89.3%	91.5%
% of Patients satisfied with the time they had to wait for an appointment	0	0	N/A	86.9%	84.4%	87.9%

* This is based on patients treated on this contract for their most recent course of treatment. Figures in italics indicate the base number of FP17s or Patient Questionnaire responses are less than 100. N/A is shown where the base number of responses is less than 10 during the period. % is calculated as Quantity/Base number*100

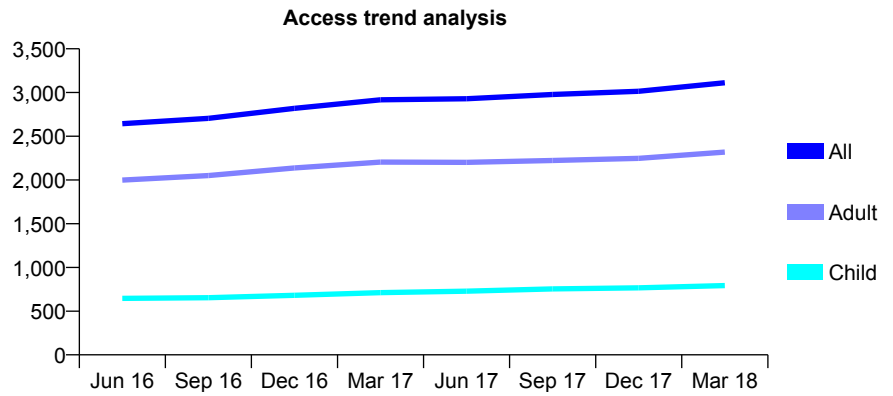
Q63 - Vital Signs At a Glance Contract Report for 875864/0001 - March 2018

Name or company name	MS MA KICZKA
Contract type name	GDS Contract
Purpose of contract	General
Contract start date	01/04/2013
Contract end date	

17/18 Contracted general activity (UDA)	9,300
Carry forward general activity (UDA)	0
17/18 Contracted orthodontic activity (UOA)	0
Carry forward orthodontic activity (UOA)	0
Baseline contract value	£224,382.58

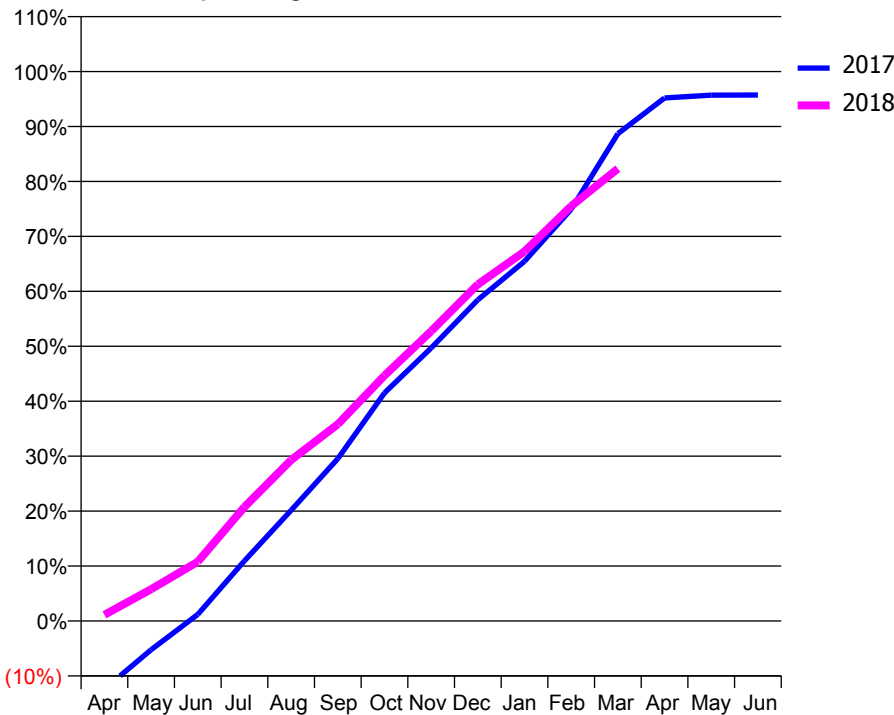
ACCESS*

Patients seen in 24 months	Total	Change since previous quarter
Quarter ending March 2017	2,916	
Quarter ending June 2017	2,929	→
Quarter ending September 2017	2,977	→
Quarter ending December 2017	3,014	→
Quarter ending March 2018	3,112	↑
Variance since March 2017	6.7%	↑



ACTIVITY

Cumulative percentage of contracted UDA delivered 2017 & 2018



Month	Adjusted Scheduled Activity (UDA)	
	2017	2018
April	-1,154	105
May	-488	538
June	111	1,003
July	1,018	1,930
August	1,873	2,724
September	2,748	3,330
October	3,859	4,154
November	4,622	4,905
December	5,436	5,697
January	6,088	6,255
February	6,968	7,022
March	8,248	7,655
April	8,852	
May	8,900	
June	8,903	

QUALITY

	Quantity	Base Number	Contract	AT	Region	England
% of FP17s for the same patient ID Re-attending within 3 months - Children	68	716	9.5%	10.1%	11.5%	11.9%
% of FP17s for the same patient ID Re-attending within 3 months - Adults	391	2,131	18.3%	15.5%	16.8%	16.0%
% of FP17s for the same patient ID Re-attending between 3 & 9 months - Children	163	716	22.8%	48.4%	47.7%	58.3%
% of FP17s for the same patient ID Re-attending between 3 & 9 months - Adults	496	2,131	23.3%	38.1%	38.2%	50.3%
% of FP17s for Band 1 Urgent Courses	651	2,690	24.2%	10.1%	10.6%	9.1%
% of FP17s Relating to Free Repair or Replacements	40	2,690	1.5%	0.6%	0.6%	0.8%
% of FP17s Relating to Continuations	26	2,690	1.0%	0.9%	0.8%	1.0%
% of Patients satisfied with the dentistry they have received	2	2	N/A	90.1%	89.3%	91.5%
% of Patients satisfied with the time they had to wait for an appointment	2	2	N/A	86.9%	84.4%	87.9%

* This is based on patients treated on this contract for their most recent course of treatment. Figures in italics indicate the base number of FP17s or Patient Questionnaire responses are less than 100. N/A is shown where the base number of responses is less than 10 during the period. % is calculated as Quantity/Base number*100

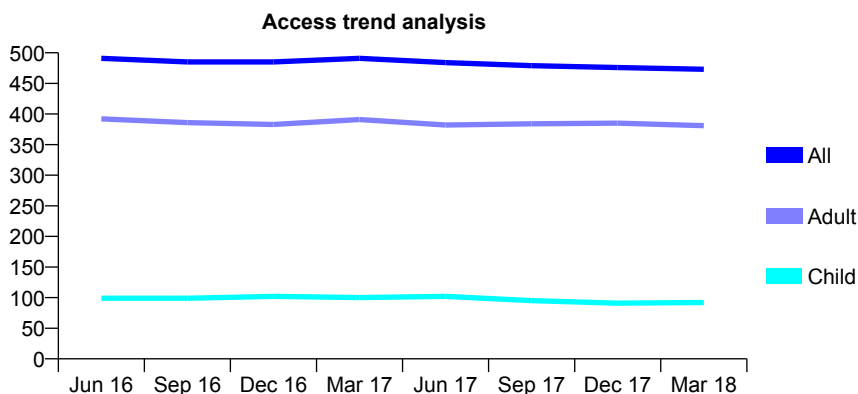
Q63 - Vital Signs At a Glance Contract Report for 890421/0001 - March 2018

Name or company name	MS M TADAION
Contract type name	GDS Contract
Purpose of contract	General
Contract start date	27/07/2011
Contract end date	

17/18 Contracted general activity (UDA)	910
Carry forward general activity (UDA)	-18
17/18 Contracted orthodontic activity (UOA)	0
Carry forward orthodontic activity (UOA)	0
Baseline contract value	£25,388.17

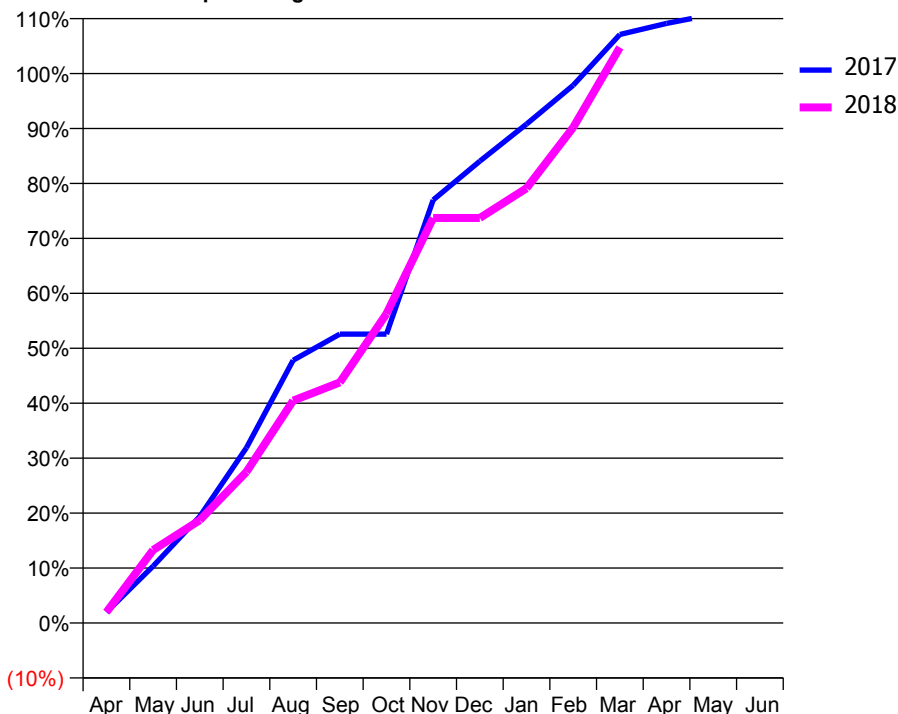
ACCESS*

Patients seen in 24 months	Total	Change since previous quarter
Quarter ending March 2017	491	
Quarter ending June 2017	484	↓
Quarter ending September 2017	479	↓
Quarter ending December 2017	476	→
Quarter ending March 2018	473	→
Variance since March 2017	(3.7%)	↓



ACTIVITY

Cumulative percentage of contracted UDA delivered 2017 & 2018



Adjusted Scheduled Activity (UDA)

Month	2017	2018
April	18	18
May	94	121
June	177	170
July	290	250
August	435	368
September	478	398
October	478	512
November	701	671
December	765	671
January	826	720
February	891	821
March	975	953
April	993	
May	1,008	
June	1,008	

QUALITY

	Quantity	Base Number	Contract	AT	Region	England
% of FP17s for the same patient ID Re-attending within 3 months - Children	3	121	2.5%	10.1%	11.5%	11.9%
% of FP17s for the same patient ID Re-attending within 3 months - Adults	28	321	8.7%	15.5%	16.8%	16.0%
% of FP17s for the same patient ID Re-attending between 3 & 9 months - Children	72	121	59.5%	48.4%	47.7%	58.3%
% of FP17s for the same patient ID Re-attending between 3 & 9 months - Adults	107	321	33.3%	38.1%	38.2%	50.3%
% of FP17s for Band 1 Urgent Courses	36	417	8.6%	10.1%	10.6%	9.1%
% of FP17s Relating to Free Repair or Replacements	0	417	0.0%	0.6%	0.6%	0.8%
% of FP17s Relating to Continuations	0	417	0.0%	0.9%	0.8%	1.0%
% of Patients satisfied with the dentistry they have received	0	0	N/A	90.1%	89.3%	91.5%
% of Patients satisfied with the time they had to wait for an appointment	0	0	N/A	86.9%	84.4%	87.9%

* This is based on patients treated on this contract for their most recent course of treatment. Figures in italics indicate the base number of FP17s or Patient Questionnaire responses are less than 100. N/A is shown where the base number of responses is less than 10 during the period. % is calculated as Quantity/Base number*100

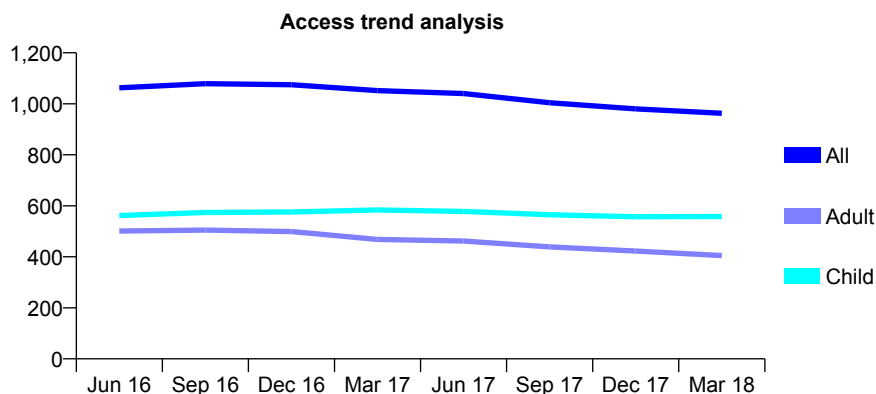
Q63 - Vital Signs At a Glance Contract Report for 905836/0001 - March 2018

Name or company name	MRS JB JONES
Contract type name	GDS Contract
Purpose of contract	General
Contract start date	01/04/2006
Contract end date	

17/18 Contracted general activity (UDA)	2,250
Carry forward general activity (UDA)	-45
17/18 Contracted orthodontic activity (UOA)	0
Carry forward orthodontic activity (UOA)	0
Baseline contract value	£59,635.99

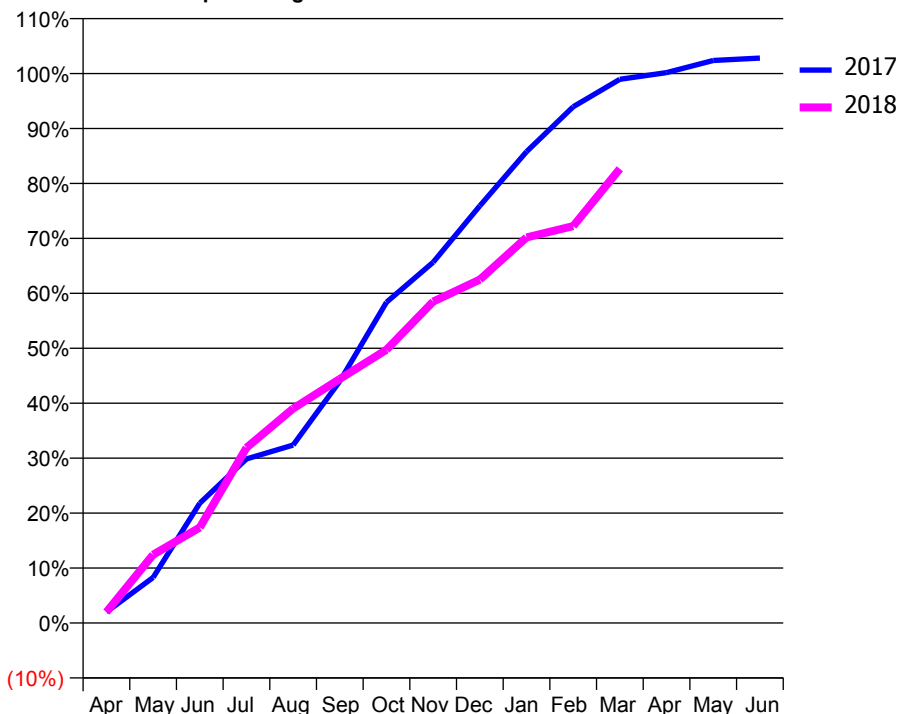
ACCESS*

Patients seen in 24 months	Total	Change since previous quarter
Quarter ending March 2017	1,052	
Quarter ending June 2017	1,040	↓
Quarter ending September 2017	1,004	↓
Quarter ending December 2017	980	↓
Quarter ending March 2018	963	↓
Variance since March 2017	(8.5%)	↓



ACTIVITY

Cumulative percentage of contracted UDA delivered 2017 & 2018



Month	Adjusted Scheduled Activity (UDA)	
	2017	2018
April	45	45
May	187	280
June	491	391
July	672	718
August	729	878
September	990	999
October	1,314	1,119
November	1,477	1,316
December	1,708	1,406
January	1,930	1,579
February	2,114	1,625
March	2,227	1,860
April	2,254	
May	2,303	
June	2,313	

QUALITY

	Quantity	Base Number	Contract	AT	Region	England
% of FP17s for the same patient ID Re-attending within 3 months - Children	66	846	7.8%	10.1%	11.5%	11.9%
% of FP17s for the same patient ID Re-attending within 3 months - Adults	75	376	19.9%	15.5%	16.8%	16.0%
% of FP17s for the same patient ID Re-attending between 3 & 9 months - Children	541	846	63.9%	48.4%	47.7%	58.3%
% of FP17s for the same patient ID Re-attending between 3 & 9 months - Adults	186	376	49.5%	38.1%	38.2%	50.3%
% of FP17s for Band 1 Urgent Courses	80	1,148	7.0%	10.1%	10.6%	9.1%
% of FP17s Relating to Free Repair or Replacements	3	1,148	0.3%	0.6%	0.6%	0.8%
% of FP17s Relating to Continuations	4	1,148	0.3%	0.9%	0.8%	1.0%
% of Patients satisfied with the dentistry they have received	0	0	N/A	90.1%	89.3%	91.5%
% of Patients satisfied with the time they had to wait for an appointment	0	0	N/A	86.9%	84.4%	87.9%

* This is based on patients treated on this contract for their most recent course of treatment. Figures in italics indicate the base number of FP17s or Patient Questionnaire responses are less than 100. N/A is shown where the base number of responses is less than 10 during the period. % is calculated as Quantity/Base number*100

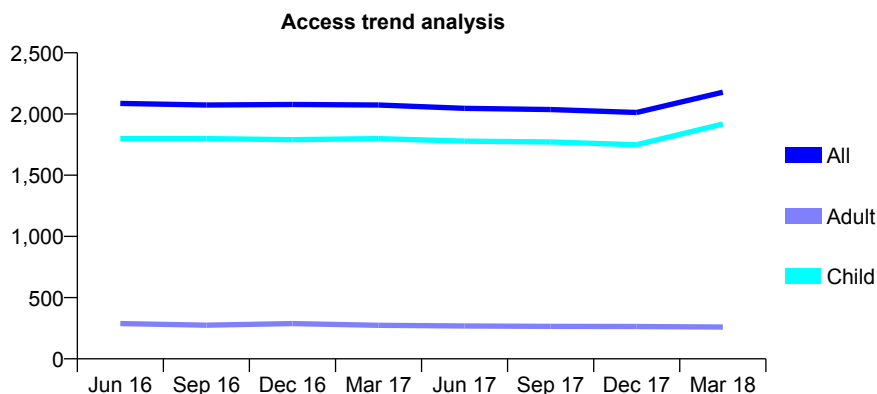
Q63 - Vital Signs At a Glance Contract Report for 908495/0001 - March 2018

Name or company name	Mr Sanjay Patel
Contract type name	GDS Contract
Purpose of contract	General
Contract start date	01/04/2006
Contract end date	

17/18 Contracted general activity (UDA)	4,427
Carry forward general activity (UDA)	135
17/18 Contracted orthodontic activity (UOA)	0
Carry forward orthodontic activity (UOA)	0
Baseline contract value	£105,953.64

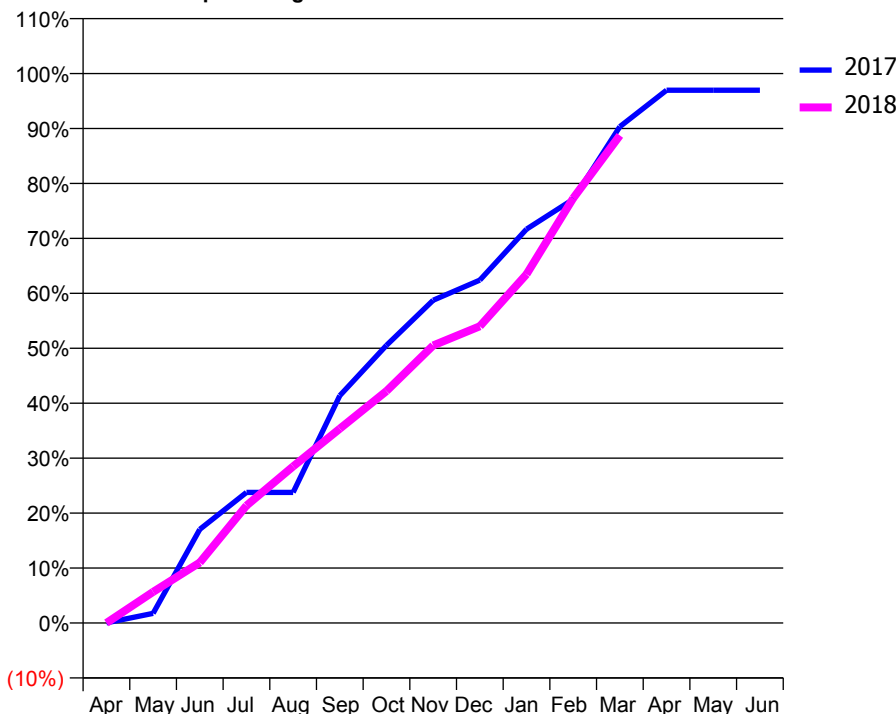
ACCESS*

Patients seen in 24 months	Total	Change since previous quarter
Quarter ending March 2017	2,073	
Quarter ending June 2017	2,046	↓
Quarter ending September 2017	2,037	→
Quarter ending December 2017	2,013	↓
Quarter ending March 2018	2,178	↑
Variance since March 2017	5.1%	↑



ACTIVITY

Cumulative percentage of contracted UDA delivered 2017 & 2018



Month	Adjusted Scheduled Activity (UDA)	
	2017	2018
April	1	0
May	78	251
June	755	487
July	1,052	946
August	1,052	1,262
September	1,832	1,566
October	2,237	1,869
November	2,600	2,236
December	2,762	2,391
January	3,172	2,810
February	3,414	3,422
March	3,999	3,928
April	4,292	
May	4,292	
June	4,292	

QUALITY

	Quantity	Base Number	Contract	AT	Region	England
% of FP17s for the same patient ID Re-attending within 3 months - Children	209	3,118	6.7%	10.1%	11.5%	11.9%
% of FP17s for the same patient ID Re-attending within 3 months - Adults	2	133	1.5%	15.5%	16.8%	16.0%
% of FP17s for the same patient ID Re-attending between 3 & 9 months - Children	2,049	3,118	65.7%	48.4%	47.7%	58.3%
% of FP17s for the same patient ID Re-attending between 3 & 9 months - Adults	97	133	72.9%	38.1%	38.2%	50.3%
% of FP17s for Band 1 Urgent Courses	66	3,071	2.1%	10.1%	10.6%	9.1%
% of FP17s Relating to Free Repair or Replacements	0	3,071	0.0%	0.6%	0.6%	0.8%
% of FP17s Relating to Continuations	2	3,071	0.1%	0.9%	0.8%	1.0%
% of Patients satisfied with the dentistry they have received	1	1	N/A	90.1%	89.3%	91.5%
% of Patients satisfied with the time they had to wait for an appointment	0	1	N/A	86.9%	84.4%	87.9%

* This is based on patients treated on this contract for their most recent course of treatment. Figures in italics indicate the base number of FP17s or Patient Questionnaire responses are less than 100. N/A is shown where the base number of responses is less than 10 during the period. % is calculated as Quantity/Base number*100

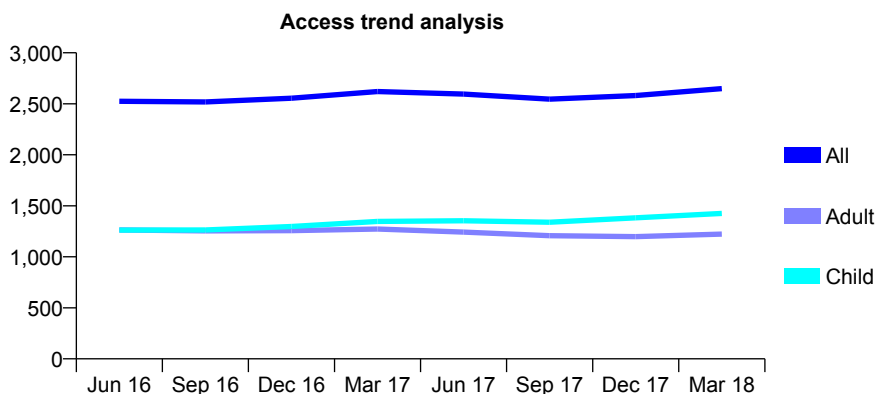
Q63 - Vital Signs At a Glance Contract Report for 909548/0001 - March 2018

Name or company name	MR HS KALSI
Contract type name	GDS Contract
Purpose of contract	General and Orthodontic
Contract start date	01/04/2006
Contract end date	

17/18 Contracted general activity (UDA)	7,537
Carry forward general activity (UDA)	250
17/18 Contracted orthodontic activity (UOA)	134
Carry forward orthodontic activity (UOA)	0
Baseline contract value	£210,763.24

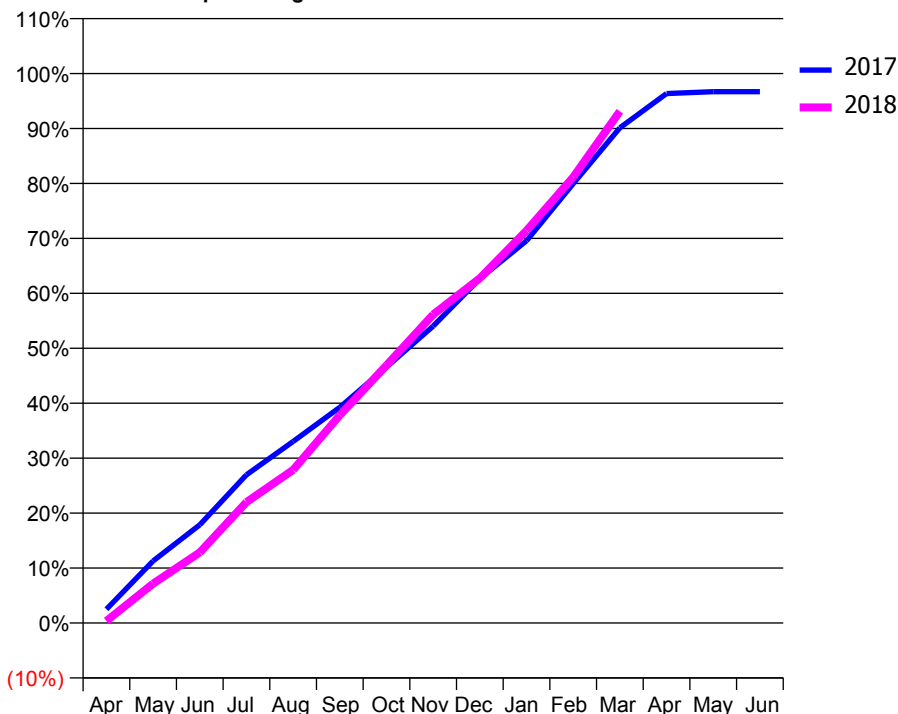
ACCESS*

Patients seen in 24 months	Total	Change since previous quarter
Quarter ending March 2017	2,620	
Quarter ending June 2017	2,596	→
Quarter ending September 2017	2,546	↓
Quarter ending December 2017	2,581	→
Quarter ending March 2018	2,649	↑
Variance since March 2017	1.1%	→



ACTIVITY

Cumulative percentage of contracted UDA delivered 2017 & 2018



Month	Adjusted Scheduled Activity (UDA)	
	2017	2018
April	190	29
May	852	540
June	1,348	968
July	2,033	1,659
August	2,491	2,100
September	2,959	2,851
October	3,511	3,535
November	4,071	4,232
December	4,723	4,729
January	5,243	5,382
February	6,026	6,115
March	6,792	7,019
April	7,263	
May	7,287	
June	7,287	

QUALITY

	Quantity	Base Number	Contract	AT	Region	England
% of FP17s for the same patient ID Re-attending within 3 months - Children	223	2,297	9.7%	10.1%	11.5%	11.9%
% of FP17s for the same patient ID Re-attending within 3 months - Adults	180	1,472	12.2%	15.5%	16.8%	16.0%
% of FP17s for the same patient ID Re-attending between 3 & 9 months - Children	1,399	2,297	60.9%	48.4%	47.7%	58.3%
% of FP17s for the same patient ID Re-attending between 3 & 9 months - Adults	693	1,472	47.1%	38.1%	38.2%	50.3%
% of FP17s for Band 1 Urgent Courses	193	3,465	5.6%	10.1%	10.6%	9.1%
% of FP17s Relating to Free Repair or Replacements	12	3,465	0.3%	0.6%	0.6%	0.8%
% of FP17s Relating to Continuations	6	3,465	0.2%	0.9%	0.8%	1.0%
% of Patients satisfied with the dentistry they have received	0	0	N/A	90.1%	89.3%	91.5%
% of Patients satisfied with the time they had to wait for an appointment	0	0	N/A	86.9%	84.4%	87.9%

* This is based on patients treated on this contract for their most recent course of treatment. Figures in italics indicate the base number of FP17s or Patient Questionnaire responses are less than 100. N/A is shown where the base number of responses is less than 10 during the period. % is calculated as Quantity/Base number*100

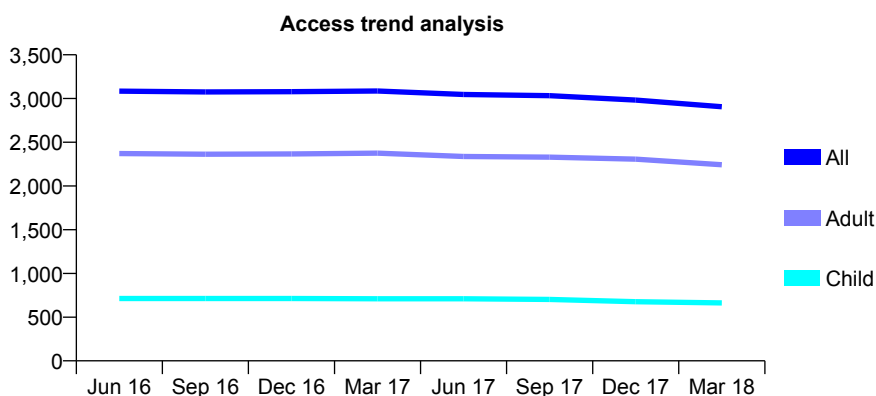
Q63 - Vital Signs At a Glance Contract Report for 910139/0001 - March 2018

Name or company name	Richard Milner, Nadeem Jawaid
Contract type name	GDS Contract
Purpose of contract	General
Contract start date	01/04/2006
Contract end date	

17/18 Contracted general activity (UDA)	7,000
Carry forward general activity (UDA)	0
17/18 Contracted orthodontic activity (UOA)	0
Carry forward orthodontic activity (UOA)	0
Baseline contract value	£169,915.46

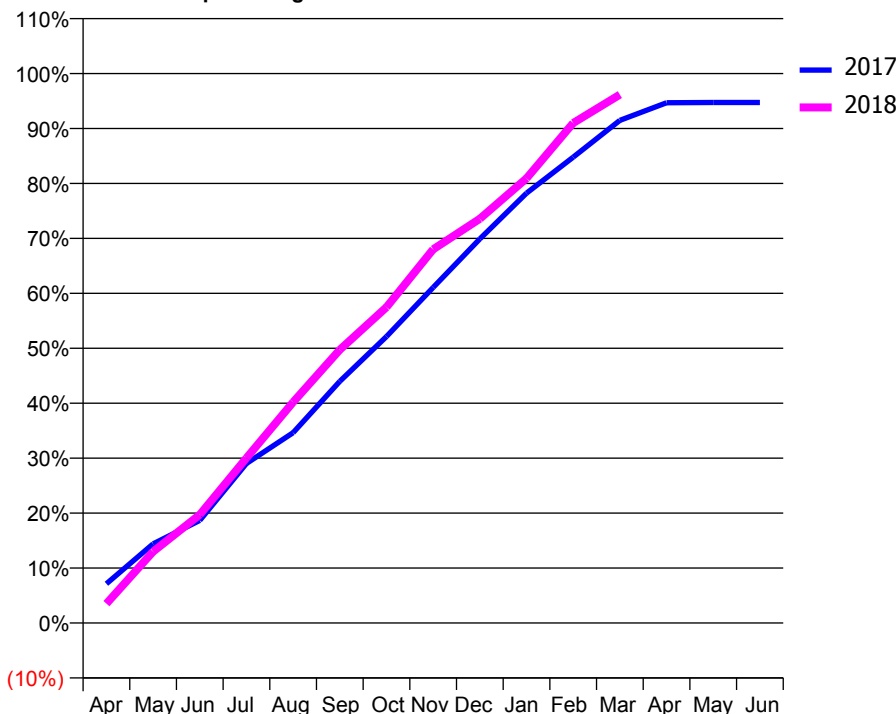
ACCESS*

Patients seen in 24 months	Total	Change since previous quarter
Quarter ending March 2017	3,086	
Quarter ending June 2017	3,047	↓
Quarter ending September 2017	3,032	→
Quarter ending December 2017	2,983	↓
Quarter ending March 2018	2,906	↓
Variance since March 2017	(5.8%)	↓



ACTIVITY

Cumulative percentage of contracted UDA delivered 2017 & 2018



Adjusted Scheduled Activity (UDA)

Month	2017	2018
April	501	247
May	1,008	909
June	1,307	1,381
July	2,032	2,103
August	2,425	2,814
September	3,078	3,481
October	3,650	4,024
November	4,274	4,760
December	4,893	5,149
January	5,475	5,664
February	5,935	6,369
March	6,403	6,730
April	6,627	
May	6,630	
June	6,630	

QUALITY

	Quantity	Base Number	Contract	AT	Region	England
% of FP17s for the same patient ID Re-attending within 3 months - Children	45	975	4.6%	10.1%	11.5%	11.9%
% of FP17s for the same patient ID Re-attending within 3 months - Adults	383	2,470	15.5%	15.5%	16.8%	16.0%
% of FP17s for the same patient ID Re-attending between 3 & 9 months - Children	600	975	61.5%	48.4%	47.7%	58.3%
% of FP17s for the same patient ID Re-attending between 3 & 9 months - Adults	729	2,470	29.5%	38.1%	38.2%	50.3%
% of FP17s for Band 1 Urgent Courses	366	3,294	11.1%	10.1%	10.6%	9.1%
% of FP17s Relating to Free Repair or Replacements	17	3,294	0.5%	0.6%	0.6%	0.8%
% of FP17s Relating to Continuations	48	3,294	1.5%	0.9%	0.8%	1.0%
% of Patients satisfied with the dentistry they have received	1	1	N/A	90.1%	89.3%	91.5%
% of Patients satisfied with the time they had to wait for an appointment	0	1	N/A	86.9%	84.4%	87.9%

* This is based on patients treated on this contract for their most recent course of treatment. Figures in italics indicate the base number of FP17s or Patient Questionnaire responses are less than 100. N/A is shown where the base number of responses is less than 10 during the period. % is calculated as Quantity/Base number*100

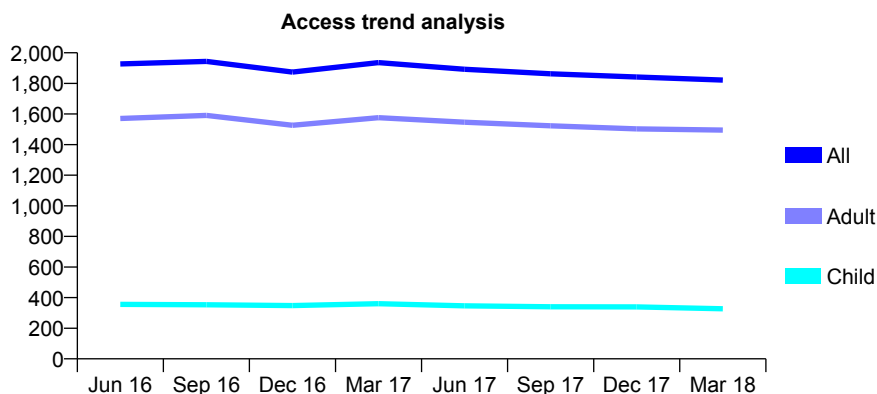
Q63 - Vital Signs At a Glance Contract Report for 913944/0001 - March 2018

Name or company name	MR MT WONG
Contract type name	GDS Contract
Purpose of contract	General
Contract start date	01/04/2006
Contract end date	

17/18 Contracted general activity (UDA)	4,300
Carry forward general activity (UDA)	-86
17/18 Contracted orthodontic activity (UOA)	0
Carry forward orthodontic activity (UOA)	0
Baseline contract value	£122,554.30

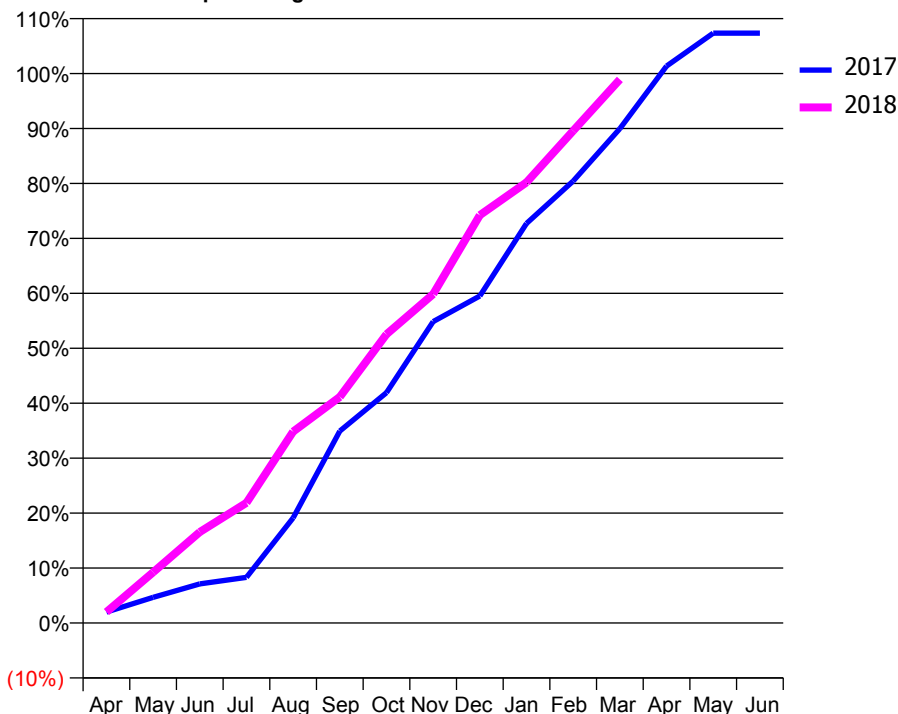
ACCESS*

Patients seen in 24 months	Total	Change since previous quarter
Quarter ending March 2017	1,936	
Quarter ending June 2017	1,892	↓
Quarter ending September 2017	1,863	↓
Quarter ending December 2017	1,842	↓
Quarter ending March 2018	1,822	↓
Variance since March 2017	(5.9%)	↓



ACTIVITY

Cumulative percentage of contracted UDA delivered 2017 & 2018



Adjusted Scheduled Activity (UDA)

Month	2017	2018
April	86	86
May	200	397
June	306	713
July	357	941
August	823	1,498
September	1,502	1,769
October	1,803	2,259
November	2,359	2,574
December	2,559	3,191
January	3,127	3,449
February	3,459	3,852
March	3,869	4,253
April	4,359	
May	4,615	
June	4,615	

QUALITY

	Quantity	Base Number	Contract	AT	Region	England
% of FP17s for the same patient ID Re-attending within 3 months - Children	24	347	6.9%	10.1%	11.5%	11.9%
% of FP17s for the same patient ID Re-attending within 3 months - Adults	266	1,860	14.3%	15.5%	16.8%	16.0%
% of FP17s for the same patient ID Re-attending between 3 & 9 months - Children	115	347	33.1%	48.4%	47.7%	58.3%
% of FP17s for the same patient ID Re-attending between 3 & 9 months - Adults	783	1,860	42.1%	38.1%	38.2%	50.3%
% of FP17s for Band 1 Urgent Courses	49	1,905	2.6%	10.1%	10.6%	9.1%
% of FP17s Relating to Free Repair or Replacements	23	1,905	1.2%	0.6%	0.6%	0.8%
% of FP17s Relating to Continuations	7	1,905	0.4%	0.9%	0.8%	1.0%
% of Patients satisfied with the dentistry they have received	1	2	N/A	90.1%	89.3%	91.5%
% of Patients satisfied with the time they had to wait for an appointment	2	2	N/A	86.9%	84.4%	87.9%

* This is based on patients treated on this contract for their most recent course of treatment. Figures in italics indicate the base number of FP17s or Patient Questionnaire responses are less than 100. N/A is shown where the base number of responses is less than 10 during the period. % is calculated as Quantity/Base number*100

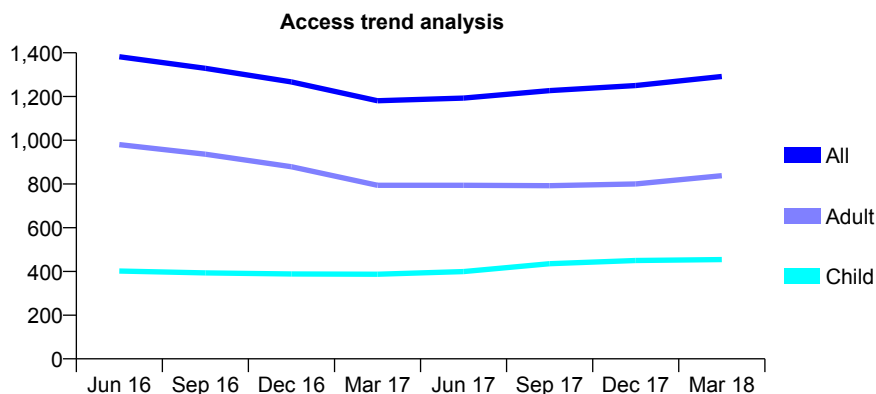
Q63 - Vital Signs At a Glance Contract Report for 914967/0001 - March 2018

Name or company name	MR JS SOKHI
Contract type name	GDS Contract
Purpose of contract	General
Contract start date	01/04/2006
Contract end date	

17/18 Contracted general activity (UDA)	6,166
Carry forward general activity (UDA)	2,593
17/18 Contracted orthodontic activity (UOA)	0
Carry forward orthodontic activity (UOA)	0
Baseline contract value	£179,568.64

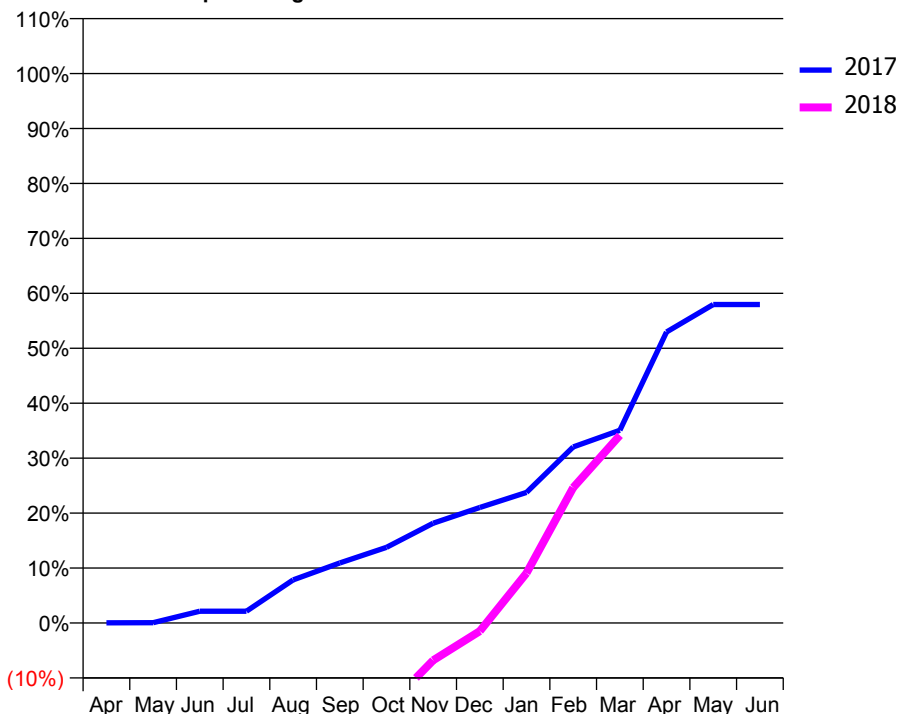
ACCESS*

Patients seen in 24 months	Total	Change since previous quarter
Quarter ending March 2017	1,181	
Quarter ending June 2017	1,193	→
Quarter ending September 2017	1,227	↑
Quarter ending December 2017	1,250	→
Quarter ending March 2018	1,292	↑
Variance since March 2017	9.4%	↑



ACTIVITY

Cumulative percentage of contracted UDA delivered 2017 & 2018



Month	Adjusted Scheduled Activity (UDA)	
	2017	2018
April	2	-2,582
May	4	-2,576
June	133	-2,492
July	133	-2,315
August	483	-1,924
September	674	-1,402
October	849	-959
November	1,120	-420
December	1,296	-92
January	1,465	561
February	1,976	1,519
March	2,162	2,106
April	3,266	
May	3,573	
June	3,573	

QUALITY

	Quantity	Base Number	Contract	AT	Region	England
% of FP17s for the same patient ID Re-attending within 3 months - Children	162	904	17.9%	10.1%	11.5%	11.9%
% of FP17s for the same patient ID Re-attending within 3 months - Adults	115	1,045	11.0%	15.5%	16.8%	16.0%
% of FP17s for the same patient ID Re-attending between 3 & 9 months - Children	438	904	48.5%	48.4%	47.7%	58.3%
% of FP17s for the same patient ID Re-attending between 3 & 9 months - Adults	355	1,045	34.0%	38.1%	38.2%	50.3%
% of FP17s for Band 1 Urgent Courses	6	1,663	0.4%	10.1%	10.6%	9.1%
% of FP17s Relating to Free Repair or Replacements	7	1,663	0.4%	0.6%	0.6%	0.8%
% of FP17s Relating to Continuations	7	1,663	0.4%	0.9%	0.8%	1.0%
% of Patients satisfied with the dentistry they have received	0	1	N/A	90.1%	89.3%	91.5%
% of Patients satisfied with the time they had to wait for an appointment	1	1	N/A	86.9%	84.4%	87.9%

* This is based on patients treated on this contract for their most recent course of treatment. Figures in italics indicate the base number of FP17s or Patient Questionnaire responses are less than 100. N/A is shown where the base number of responses is less than 10 during the period. % is calculated as Quantity/Base number*100

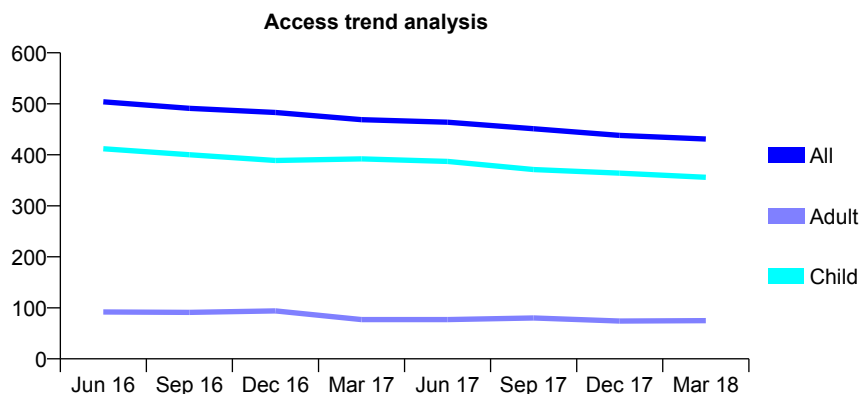
Q63 - Vital Signs At a Glance Contract Report for 917583/0001 - March 2018

Name or company name	MR A KERSCHBAUMER
Contract type name	GDS Contract
Purpose of contract	General
Contract start date	01/04/2006
Contract end date	

17/18 Contracted general activity (UDA)	1,279
Carry forward general activity (UDA)	0
17/18 Contracted orthodontic activity (UOA)	0
Carry forward orthodontic activity (UOA)	0
Baseline contract value	£27,417.05

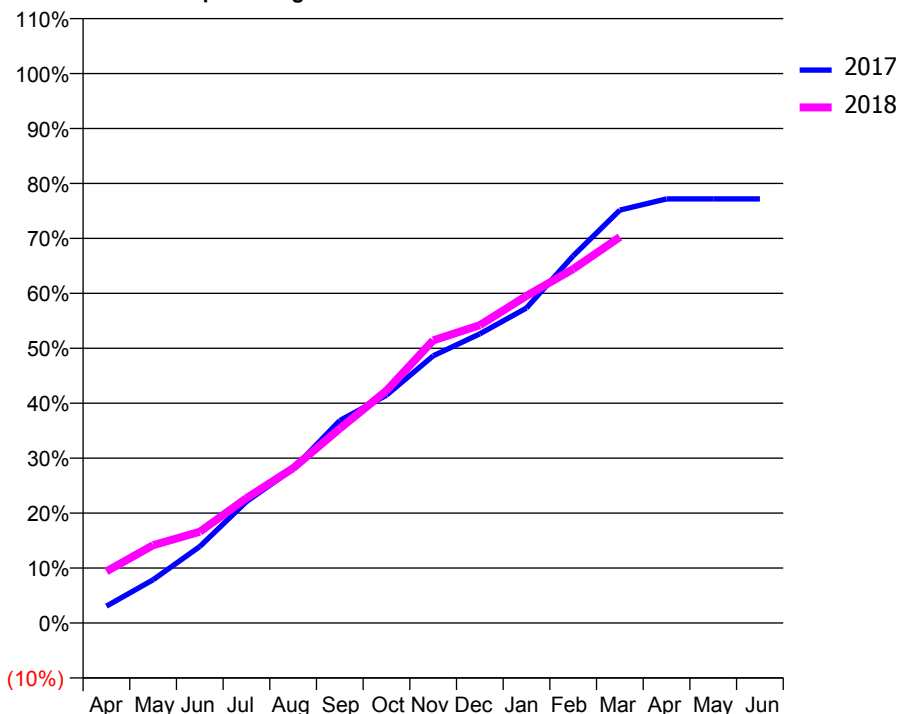
ACCESS*

Patients seen in 24 months	Total	Change since previous quarter
Quarter ending March 2017	469	
Quarter ending June 2017	464	↓
Quarter ending September 2017	451	↓
Quarter ending December 2017	438	↓
Quarter ending March 2018	431	↓
Variance since March 2017	(8.1%)	↓



ACTIVITY

Cumulative percentage of contracted UDA delivered 2017 & 2018



Adjusted Scheduled Activity (UDA)

Month	2017	2018
April	39	120
May	101	181
June	178	212
July	283	291
August	359	361
September	471	453
October	530	541
November	622	658
December	673	693
January	733	761
February	855	824
March	961	898
April	987	
May	987	
June	987	

QUALITY

	Quantity	Base Number	Contract	AT	Region	England
% of FP17s for the same patient ID Re-attending within 3 months - Children	37	495	7.5%	10.1%	11.5%	11.9%
% of FP17s for the same patient ID Re-attending within 3 months - Adults	1	29	3.4%	15.5%	16.8%	16.0%
% of FP17s for the same patient ID Re-attending between 3 & 9 months - Children	296	495	59.8%	48.4%	47.7%	58.3%
% of FP17s for the same patient ID Re-attending between 3 & 9 months - Adults	15	29	51.7%	38.1%	38.2%	50.3%
% of FP17s for Band 1 Urgent Courses	27	508	5.3%	10.1%	10.6%	9.1%
% of FP17s Relating to Free Repair or Replacements	0	508	0.0%	0.6%	0.6%	0.8%
% of FP17s Relating to Continuations	6	508	1.2%	0.9%	0.8%	1.0%
% of Patients satisfied with the dentistry they have received	1	1	N/A	90.1%	89.3%	91.5%
% of Patients satisfied with the time they had to wait for an appointment	1	1	N/A	86.9%	84.4%	87.9%

* This is based on patients treated on this contract for their most recent course of treatment. Figures in italics indicate the base number of FP17s or Patient Questionnaire responses are less than 100. N/A is shown where the base number of responses is less than 10 during the period. % is calculated as Quantity/Base number*100

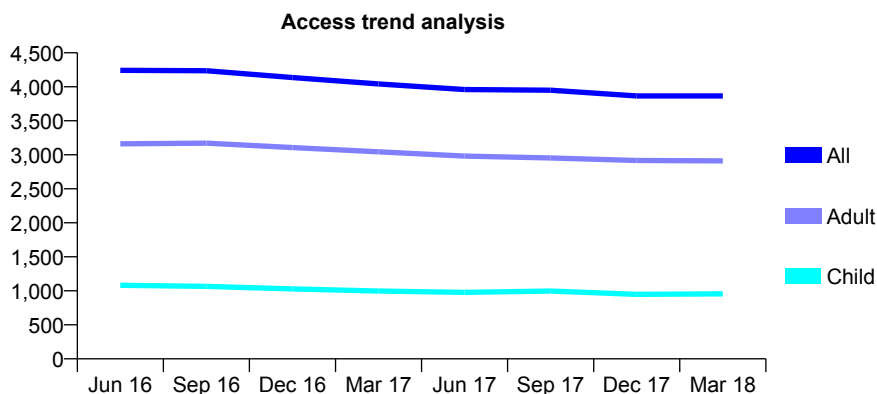
Q63 - Vital Signs At a Glance Contract Report for 917737/0001 - March 2018

Name or company name	MR JC HEALY
Contract type name	GDS Contract
Purpose of contract	General
Contract start date	01/04/2006
Contract end date	

17/18 Contracted general activity (UDA)	13,000
Carry forward general activity (UDA)	0
17/18 Contracted orthodontic activity (UOA)	0
Carry forward orthodontic activity (UOA)	0
Baseline contract value	£304,666.75

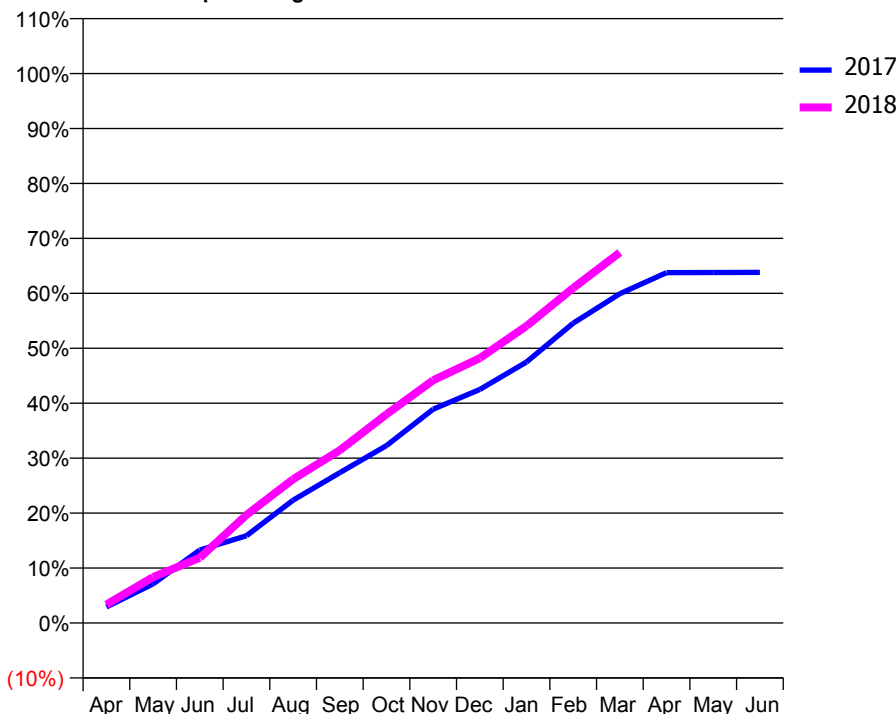
ACCESS*

Patients seen in 24 months	Total	Change since previous quarter
Quarter ending March 2017	4,043	
Quarter ending June 2017	3,959	↓
Quarter ending September 2017	3,950	→
Quarter ending December 2017	3,865	↓
Quarter ending March 2018	3,866	→
Variance since March 2017	(4.4%)	↓



ACTIVITY

Cumulative percentage of contracted UDA delivered 2017 & 2018



Month	Adjusted Scheduled Activity (UDA)	
	2017	2018
April	379	437
May	927	1,087
June	1,726	1,545
July	2,063	2,557
August	2,908	3,402
September	3,557	4,087
October	4,198	4,938
November	5,060	5,742
December	5,525	6,266
January	6,177	7,028
February	7,092	7,925
March	7,792	8,767
April	8,288	
May	8,291	
June	8,295	

QUALITY

	Quantity	Base Number	Contract	AT	Region	England
% of FP17s for the same patient ID Re-attending within 3 months - Children	48	1,161	4.1%	10.1%	11.5%	11.9%
% of FP17s for the same patient ID Re-attending within 3 months - Adults	507	3,722	13.6%	15.5%	16.8%	16.0%
% of FP17s for the same patient ID Re-attending between 3 & 9 months - Children	460	1,161	39.6%	48.4%	47.7%	58.3%
% of FP17s for the same patient ID Re-attending between 3 & 9 months - Adults	1,531	3,722	41.1%	38.1%	38.2%	50.3%
% of FP17s for Band 1 Urgent Courses	64	4,698	1.4%	10.1%	10.6%	9.1%
% of FP17s Relating to Free Repair or Replacements	60	4,698	1.3%	0.6%	0.6%	0.8%
% of FP17s Relating to Continuations	210	4,698	4.5%	0.9%	0.8%	1.0%
% of Patients satisfied with the dentistry they have received	3	3	N/A	90.1%	89.3%	91.5%
% of Patients satisfied with the time they had to wait for an appointment	3	3	N/A	86.9%	84.4%	87.9%

* This is based on patients treated on this contract for their most recent course of treatment. Figures in italics indicate the base number of FP17s or Patient Questionnaire responses are less than 100. N/A is shown where the base number of responses is less than 10 during the period. % is calculated as Quantity/Base number*100

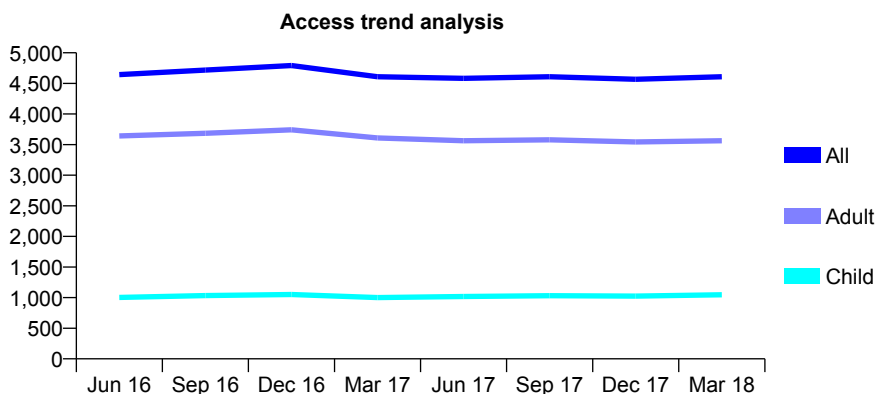
Q63 - Vital Signs At a Glance Contract Report for 919101/0003 - March 2018

Name or company name	MR S MIRFENDERESKI
Contract type name	GDS Contract
Purpose of contract	General
Contract start date	08/04/2009
Contract end date	

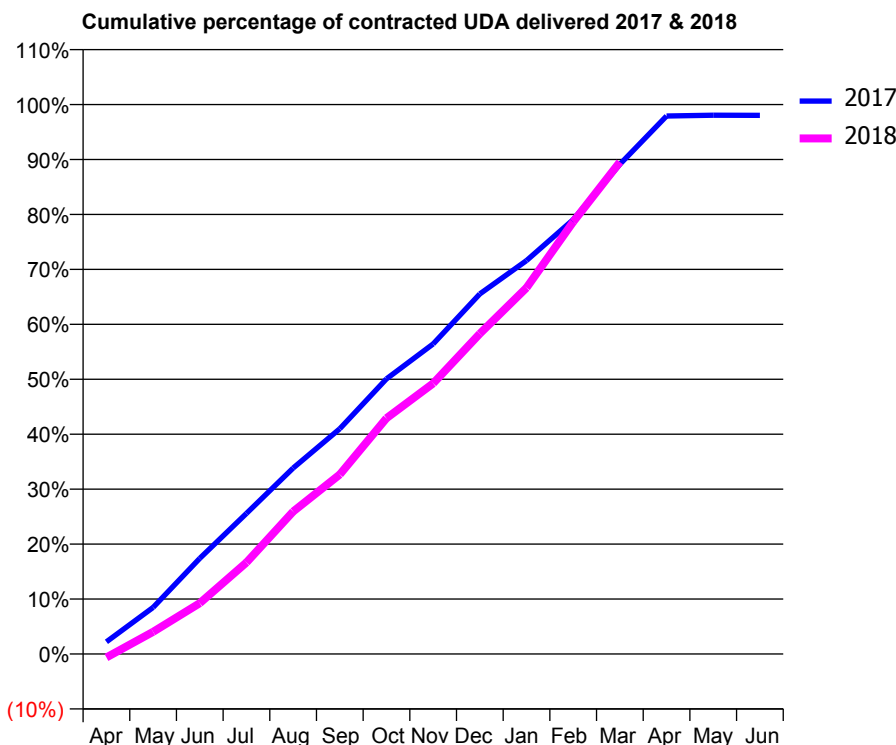
17/18 Contracted general activity (UDA)	13,200
Carry forward general activity (UDA)	259
17/18 Contracted orthodontic activity (UOA)	0
Carry forward orthodontic activity (UOA)	0
Baseline contract value	£328,751.86

ACCESS*

Patients seen in 24 months	Total	Change since previous quarter
Quarter ending March 2017	4,610	
Quarter ending June 2017	4,582	→
Quarter ending September 2017	4,609	→
Quarter ending December 2017	4,568	→
Quarter ending March 2018	4,610	→
Variance since March 2017	0.0%	→



ACTIVITY



Month	Adjusted Scheduled Activity (UDA)	
	2017	2018
April	292	-86
May	1,118	534
June	2,299	1,222
July	3,379	2,200
August	4,466	3,423
September	5,411	4,314
October	6,611	5,666
November	7,450	6,502
December	8,650	7,697
January	9,450	8,798
February	10,434	10,381
March	11,764	11,817
April	12,922	
May	12,942	
June	12,941	

QUALITY

	Quantity	Base Number	Contract	AT	Region	England
% of FP17s for the same patient ID Re-attending within 3 months - Children	45	1,208	3.7%	10.1%	11.5%	11.9%
% of FP17s for the same patient ID Re-attending within 3 months - Adults	246	3,278	7.5%	15.5%	16.8%	16.0%
% of FP17s for the same patient ID Re-attending between 3 & 9 months - Children	538	1,208	44.5%	48.4%	47.7%	58.3%
% of FP17s for the same patient ID Re-attending between 3 & 9 months - Adults	989	3,278	30.2%	38.1%	38.2%	50.3%
% of FP17s for Band 1 Urgent Courses	236	4,252	5.6%	10.1%	10.6%	9.1%
% of FP17s Relating to Free Repair or Replacements	12	4,252	0.3%	0.6%	0.6%	0.8%
% of FP17s Relating to Continuations	12	4,252	0.3%	0.9%	0.8%	1.0%
% of Patients satisfied with the dentistry they have received	0	0	N/A	90.1%	89.3%	91.5%
% of Patients satisfied with the time they had to wait for an appointment	0	0	N/A	86.9%	84.4%	87.9%

* This is based on patients treated on this contract for their most recent course of treatment. Figures in italics indicate the base number of FP17s or Patient Questionnaire responses are less than 100. N/A is shown where the base number of responses is less than 10 during the period. % is calculated as Quantity/Base number*100

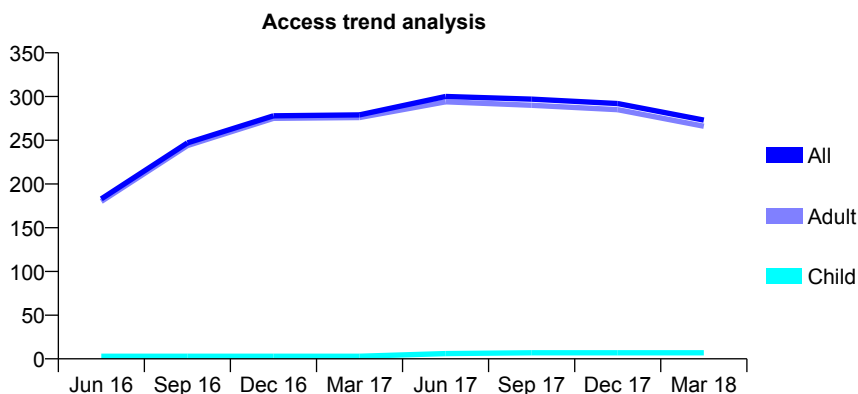
Q63 - Vital Signs At a Glance Contract Report for 919101/0004 - March 2018

Name or company name	MR S MIRFENDERESKI
Contract type name	PDS Contract
Purpose of contract	General
Contract start date	01/09/2010
Contract end date	31/03/2018

17/18 Contracted general activity (UDA)	600
Carry forward general activity (UDA)	-12
17/18 Contracted orthodontic activity (UOA)	0
Carry forward orthodontic activity (UOA)	0
Baseline contract value	£29,563.65

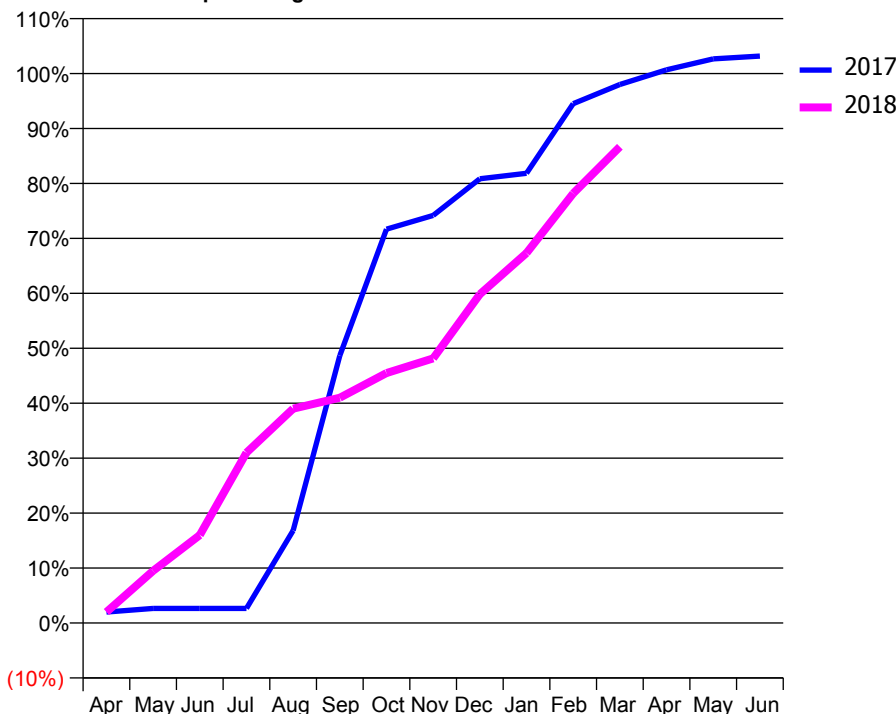
ACCESS*

Patients seen in 24 months	Total	Change since previous quarter
Quarter ending March 2017	279	
Quarter ending June 2017	300	↑
Quarter ending September 2017	297	↓
Quarter ending December 2017	292	↓
Quarter ending March 2018	273	↓
Variance since March 2017	(2.2%)	↓



ACTIVITY

Cumulative percentage of contracted UDA delivered 2017 & 2018



Month	Adjusted Scheduled Activity (UDA)	
	2017	2018
April	12	12
May	16	57
June	16	96
July	16	186
August	101	234
September	292	246
October	430	273
November	445	289
December	485	359
January	491	404
February	567	469
March	588	520
April	604	
May	616	
June	619	

QUALITY

	Quantity	Base Number	Contract	AT	Region	England
% of FP17s for the same patient ID Re-attending within 3 months - Children	0	10	0.0%	10.1%	11.5%	11.9%
% of FP17s for the same patient ID Re-attending within 3 months - Adults	0	174	0.0%	15.5%	16.8%	16.0%
% of FP17s for the same patient ID Re-attending between 3 & 9 months - Children	0	10	0.0%	48.4%	47.7%	58.3%
% of FP17s for the same patient ID Re-attending between 3 & 9 months - Adults	0	174	0.0%	38.1%	38.2%	50.3%
% of FP17s for Band 1 Urgent Courses	0	173	0.0%	10.1%	10.6%	9.1%
% of FP17s Relating to Free Repair or Replacements	0	173	0.0%	0.6%	0.6%	0.8%
% of FP17s Relating to Continuations	0	173	0.0%	0.9%	0.8%	1.0%
% of Patients satisfied with the dentistry they have received	0	0	N/A	90.1%	89.3%	91.5%
% of Patients satisfied with the time they had to wait for an appointment	0	0	N/A	86.9%	84.4%	87.9%

* This is based on patients treated on this contract for their most recent course of treatment. Figures in italics indicate the base number of FP17s or Patient Questionnaire responses are less than 100. N/A is shown where the base number of responses is less than 10 during the period. % is calculated as Quantity/Base number*100

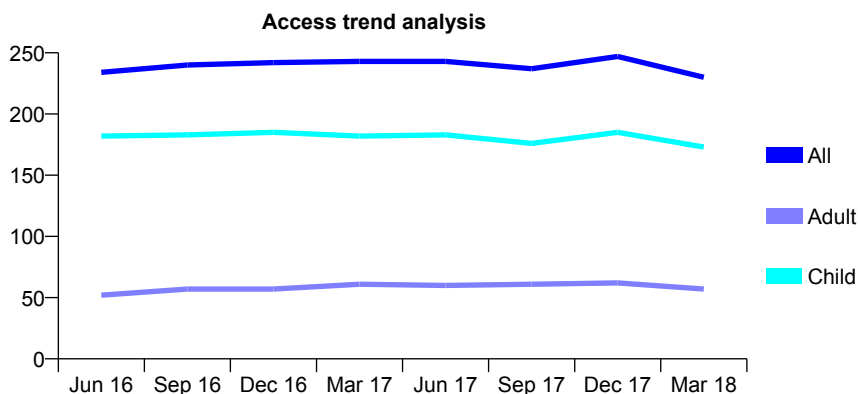
Q63 - Vital Signs At a Glance Contract Report for 920126/0001 - March 2018

Name or company name	MR MA SULIEMAN
Contract type name	GDS Contract
Purpose of contract	General
Contract start date	01/04/2006
Contract end date	

17/18 Contracted general activity (UDA)	546
Carry forward general activity (UDA)	6
17/18 Contracted orthodontic activity (UOA)	0
Carry forward orthodontic activity (UOA)	0
Baseline contract value	£12,470.19

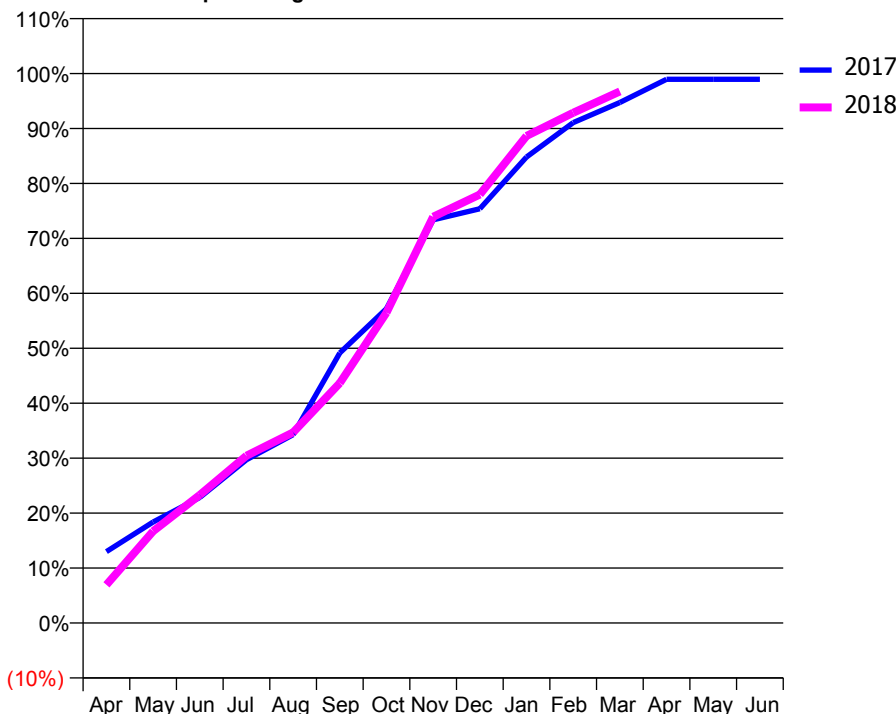
ACCESS*

Patients seen in 24 months	Total	Change since previous quarter
Quarter ending March 2017	243	
Quarter ending June 2017	243	→
Quarter ending September 2017	237	↓
Quarter ending December 2017	247	↑
Quarter ending March 2018	230	↓
Variance since March 2017	(5.3%)	↓



ACTIVITY

Cumulative percentage of contracted UDA delivered 2017 & 2018



Month	Adjusted Scheduled Activity (UDA)	
	2017	2018
April	71	38
May	100	91
June	125	127
July	162	166
August	187	189
September	268	238
October	312	308
November	401	404
December	412	426
January	463	484
February	497	507
March	517	528
April	540	
May	540	
June	540	

QUALITY

	Quantity	Base Number	Contract	AT	Region	England
% of FP17s for the same patient ID Re-attending within 3 months - Children	11	260	4.2%	10.1%	11.5%	11.9%
% of FP17s for the same patient ID Re-attending within 3 months - Adults	2	65	3.1%	15.5%	16.8%	16.0%
% of FP17s for the same patient ID Re-attending between 3 & 9 months - Children	174	260	66.9%	48.4%	47.7%	58.3%
% of FP17s for the same patient ID Re-attending between 3 & 9 months - Adults	47	65	72.3%	38.1%	38.2%	50.3%
% of FP17s for Band 1 Urgent Courses	6	316	1.9%	10.1%	10.6%	9.1%
% of FP17s Relating to Free Repair or Replacements	0	316	0.0%	0.6%	0.6%	0.8%
% of FP17s Relating to Continuations	0	316	0.0%	0.9%	0.8%	1.0%
% of Patients satisfied with the dentistry they have received	0	1	N/A	90.1%	89.3%	91.5%
% of Patients satisfied with the time they had to wait for an appointment	0	1	N/A	86.9%	84.4%	87.9%

* This is based on patients treated on this contract for their most recent course of treatment. Figures in italics indicate the base number of FP17s or Patient Questionnaire responses are less than 100. N/A is shown where the base number of responses is less than 10 during the period. % is calculated as Quantity/Base number*100

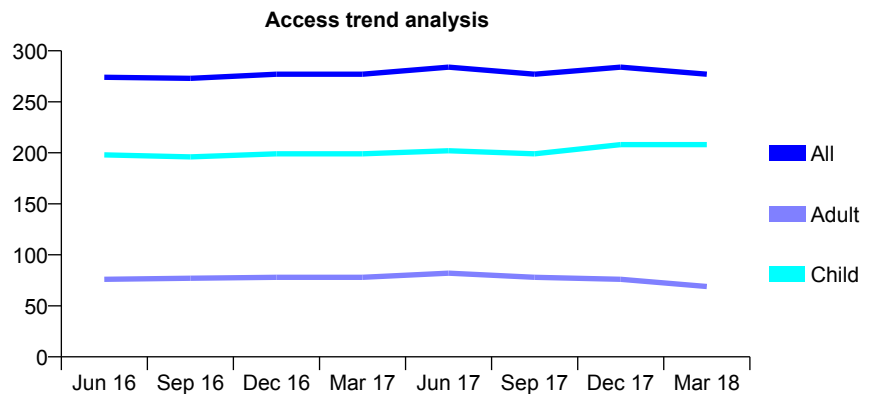
Q63 - Vital Signs At a Glance Contract Report for 920509/0001 - March 2018

Name or company name	MR KS SIHRA
Contract type name	GDS Contract
Purpose of contract	General
Contract start date	01/04/2006
Contract end date	

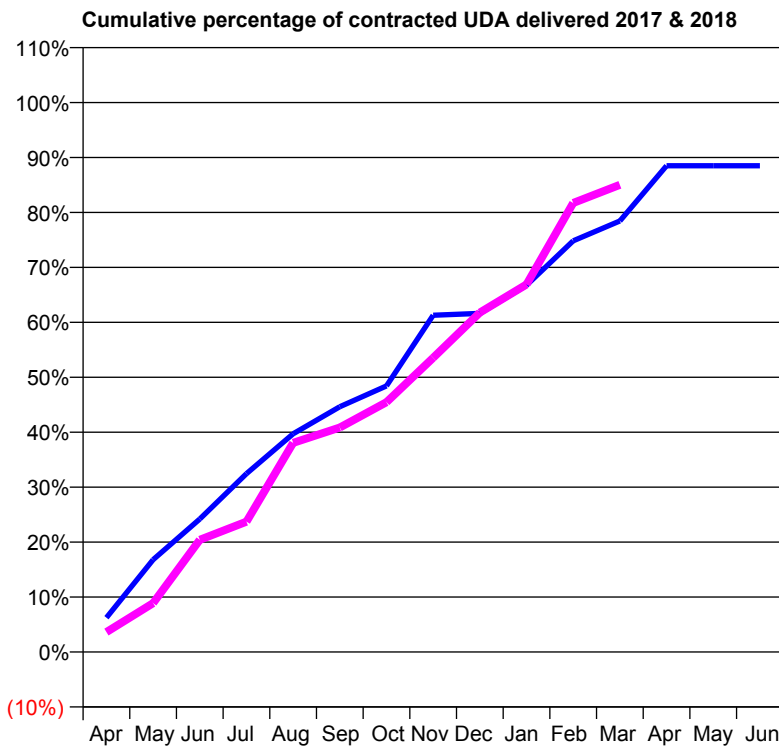
17/18 Contracted general activity (UDA)	607
Carry forward general activity (UDA)	0
17/18 Contracted orthodontic activity (UOA)	0
Carry forward orthodontic activity (UOA)	0
Baseline contract value	£15,132.80

ACCESS*

Patients seen in 24 months	Total	Change since previous quarter
Quarter ending March 2017	277	
Quarter ending June 2017	284	↑
Quarter ending September 2017	277	↓
Quarter ending December 2017	284	↑
Quarter ending March 2018	277	↓
Variance since March 2017	0.0%	→



ACTIVITY



Month	Adjusted Scheduled Activity (UDA)	
	2017	2018
April	38	22
May	102	54
June	147	124
July	197	144
August	241	231
September	271	248
October	294	276
November	372	325
December	374	375
January	405	406
February	454	496
March	476	516
April	537	
May	537	
June	537	

QUALITY

	Quantity	Base Number	Contract	AT	Region	England
% of FP17s for the same patient ID Re-attending within 3 months - Children	15	321	4.7%	10.1%	11.5%	11.9%
% of FP17s for the same patient ID Re-attending within 3 months - Adults	18	83	21.7%	15.5%	16.8%	16.0%
% of FP17s for the same patient ID Re-attending between 3 & 9 months - Children	210	321	65.4%	48.4%	47.7%	58.3%
% of FP17s for the same patient ID Re-attending between 3 & 9 months - Adults	39	83	47.0%	38.1%	38.2%	50.3%
% of FP17s for Band 1 Urgent Courses	0	366	0.0%	10.1%	10.6%	9.1%
% of FP17s Relating to Free Repair or Replacements	0	366	0.0%	0.6%	0.6%	0.8%
% of FP17s Relating to Continuations	0	366	0.0%	0.9%	0.8%	1.0%
% of Patients satisfied with the dentistry they have received	0	0	N/A	90.1%	89.3%	91.5%
% of Patients satisfied with the time they had to wait for an appointment	0	0	N/A	86.9%	84.4%	87.9%

* This is based on patients treated on this contract for their most recent course of treatment. Figures in italics indicate the base number of FP17s or Patient Questionnaire responses are less than 100. N/A is shown where the base number of responses is less than 10 during the period. % is calculated as Quantity/Base number*100

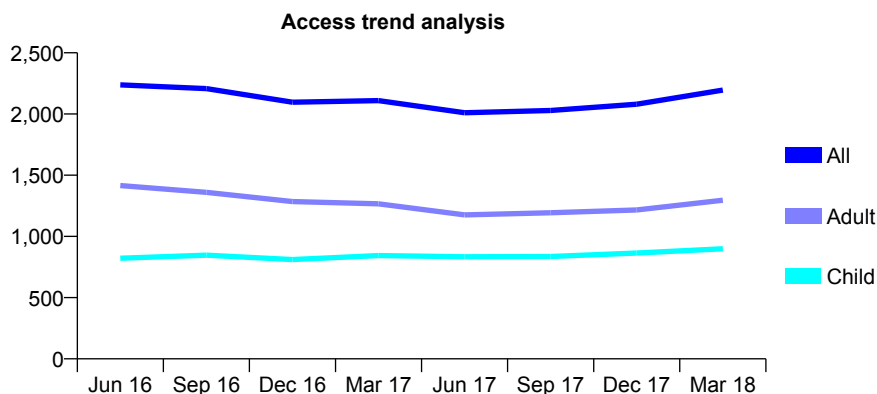
Q63 - Vital Signs At a Glance Contract Report for 921742/0001 - March 2018

Name or company name	MR AA OJETUNDE
Contract type name	GDS Contract
Purpose of contract	General
Contract start date	01/04/2006
Contract end date	

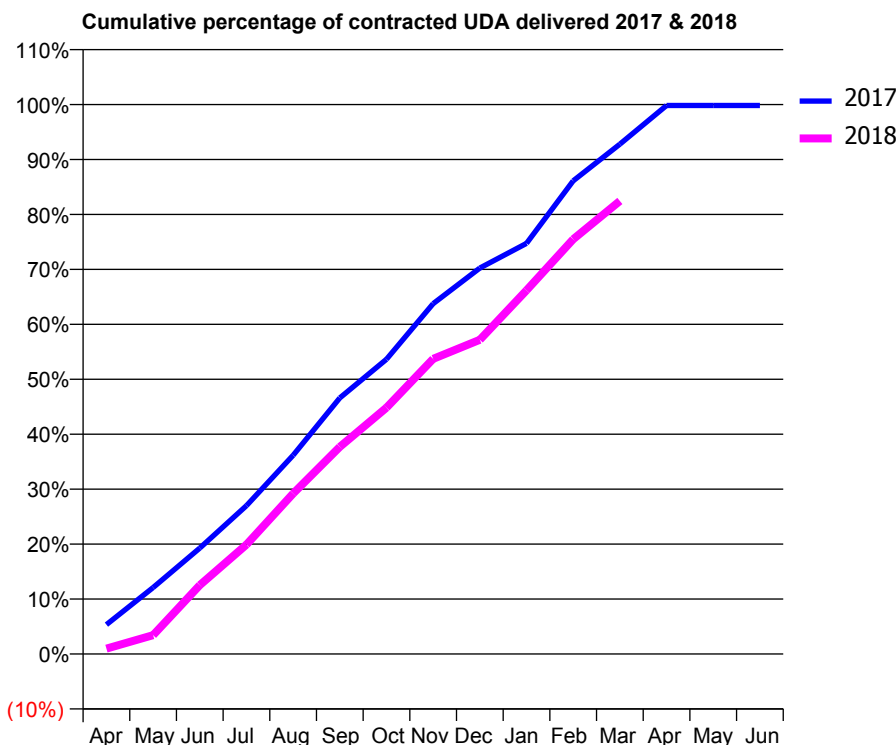
17/18 Contracted general activity (UDA)	11,195
Carry forward general activity (UDA)	19
17/18 Contracted orthodontic activity (UOA)	0
Carry forward orthodontic activity (UOA)	0
Baseline contract value	£299,113.07

ACCESS*

Patients seen in 24 months	Total	Change since previous quarter
Quarter ending March 2017	2,110	
Quarter ending June 2017	2,010	↓
Quarter ending September 2017	2,029	→
Quarter ending December 2017	2,080	↑
Quarter ending March 2018	2,195	↑
Variance since March 2017	4.0%	↑



ACTIVITY



Month	Adjusted Scheduled Activity (UDA)	
	2017	2018
April	598	111
May	1,355	385
June	2,157	1,403
July	3,023	2,229
August	4,050	3,269
September	5,216	4,220
October	6,006	5,019
November	7,139	6,013
December	7,864	6,401
January	8,366	7,409
February	9,640	8,450
March	10,388	9,229
April	11,176	
May	11,176	
June	11,176	

QUALITY

	Quantity	Base Number	Contract	AT	Region	England
% of FP17s for the same patient ID Re-attending within 3 months - Children	34	1,094	3.1%	10.1%	11.5%	11.9%
% of FP17s for the same patient ID Re-attending within 3 months - Adults	140	1,319	10.6%	15.5%	16.8%	16.0%
% of FP17s for the same patient ID Re-attending between 3 & 9 months - Children	440	1,094	40.2%	48.4%	47.7%	58.3%
% of FP17s for the same patient ID Re-attending between 3 & 9 months - Adults	391	1,319	29.6%	38.1%	38.2%	50.3%
% of FP17s for Band 1 Urgent Courses	118	2,326	5.1%	10.1%	10.6%	9.1%
% of FP17s Relating to Free Repair or Replacements	7	2,326	0.3%	0.6%	0.6%	0.8%
% of FP17s Relating to Continuations	17	2,326	0.7%	0.9%	0.8%	1.0%
% of Patients satisfied with the dentistry they have received	1	1	N/A	90.1%	89.3%	91.5%
% of Patients satisfied with the time they had to wait for an appointment	1	1	N/A	86.9%	84.4%	87.9%

* This is based on patients treated on this contract for their most recent course of treatment. Figures in italics indicate the base number of FP17s or Patient Questionnaire responses are less than 100. N/A is shown where the base number of responses is less than 10 during the period. % is calculated as Quantity/Base number*100

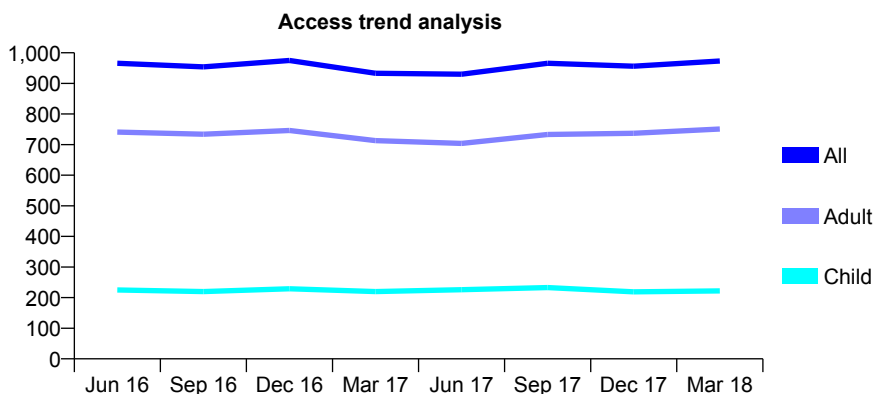
Q63 - Vital Signs At a Glance Contract Report for 921742/0003 - March 2018

Name or company name	MR AA OJETUNDE
Contract type name	GDS Contract
Purpose of contract	General
Contract start date	01/04/2006
Contract end date	

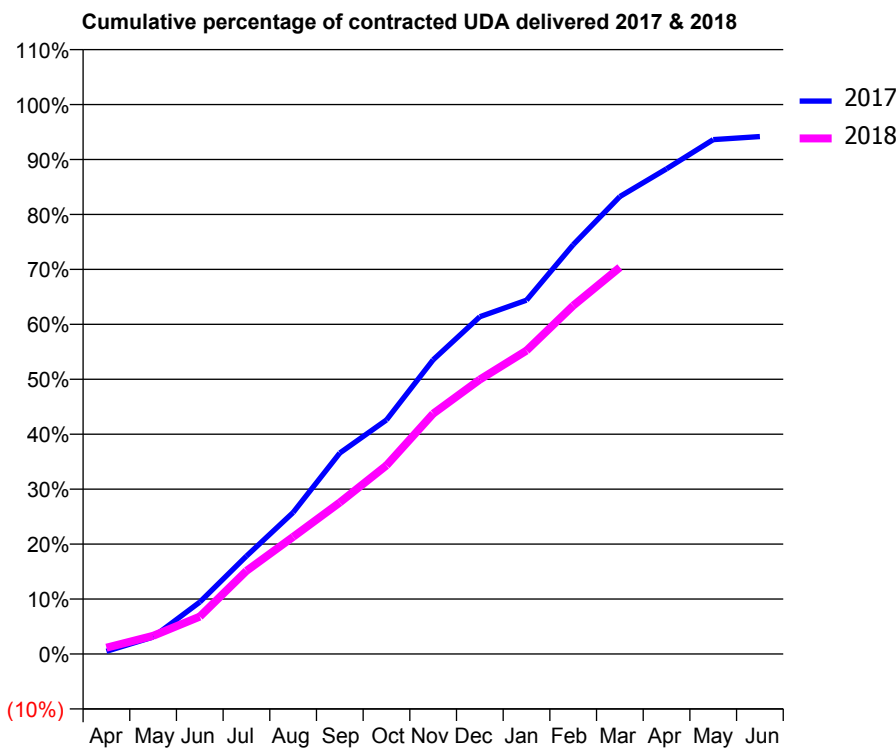
17/18 Contracted general activity (UDA)	4,795
Carry forward general activity (UDA)	0
17/18 Contracted orthodontic activity (UOA)	0
Carry forward orthodontic activity (UOA)	0
Baseline contract value	£137,965.69

ACCESS*

Patients seen in 24 months	Total	Change since previous quarter
Quarter ending March 2017	933	
Quarter ending June 2017	930	→
Quarter ending September 2017	966	↑
Quarter ending December 2017	956	↓
Quarter ending March 2018	973	→
Variance since March 2017	4.3%	↑



ACTIVITY



Month	Adjusted Scheduled Activity (UDA)	
	2017	2018
April	24	55
May	148	159
June	453	326
July	855	726
August	1,236	1,022
September	1,754	1,322
October	2,043	1,646
November	2,567	2,097
December	2,943	2,395
January	3,088	2,648
February	3,572	3,040
March	3,992	3,374
April	4,234	
May	4,489	
June	4,516	

QUALITY

	Quantity	Base Number	Contract	AT	Region	England
% of FP17s for the same patient ID Re-attending within 3 months - Children	14	288	4.9%	10.1%	11.5%	11.9%
% of FP17s for the same patient ID Re-attending within 3 months - Adults	135	867	15.6%	15.5%	16.8%	16.0%
% of FP17s for the same patient ID Re-attending between 3 & 9 months - Children	140	288	48.6%	48.4%	47.7%	58.3%
% of FP17s for the same patient ID Re-attending between 3 & 9 months - Adults	317	867	36.6%	38.1%	38.2%	50.3%
% of FP17s for Band 1 Urgent Courses	104	1,035	10.0%	10.1%	10.6%	9.1%
% of FP17s Relating to Free Repair or Replacements	9	1,035	0.9%	0.6%	0.6%	0.8%
% of FP17s Relating to Continuations	14	1,035	1.4%	0.9%	0.8%	1.0%
% of Patients satisfied with the dentistry they have received	0	0	N/A	90.1%	89.3%	91.5%
% of Patients satisfied with the time they had to wait for an appointment	0	0	N/A	86.9%	84.4%	87.9%

* This is based on patients treated on this contract for their most recent course of treatment. Figures in italics indicate the base number of FP17s or Patient Questionnaire responses are less than 100. N/A is shown where the base number of responses is less than 10 during the period. % is calculated as Quantity/Base number*100

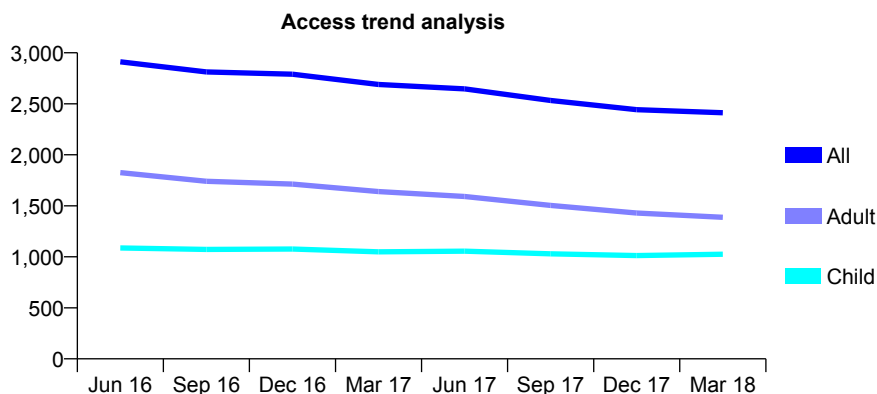
Q63 - Vital Signs At a Glance Contract Report for 929654/0001 - March 2018

Name or company name	MR MR CHOUDHURY
Contract type name	GDS Contract
Purpose of contract	General
Contract start date	01/04/2006
Contract end date	

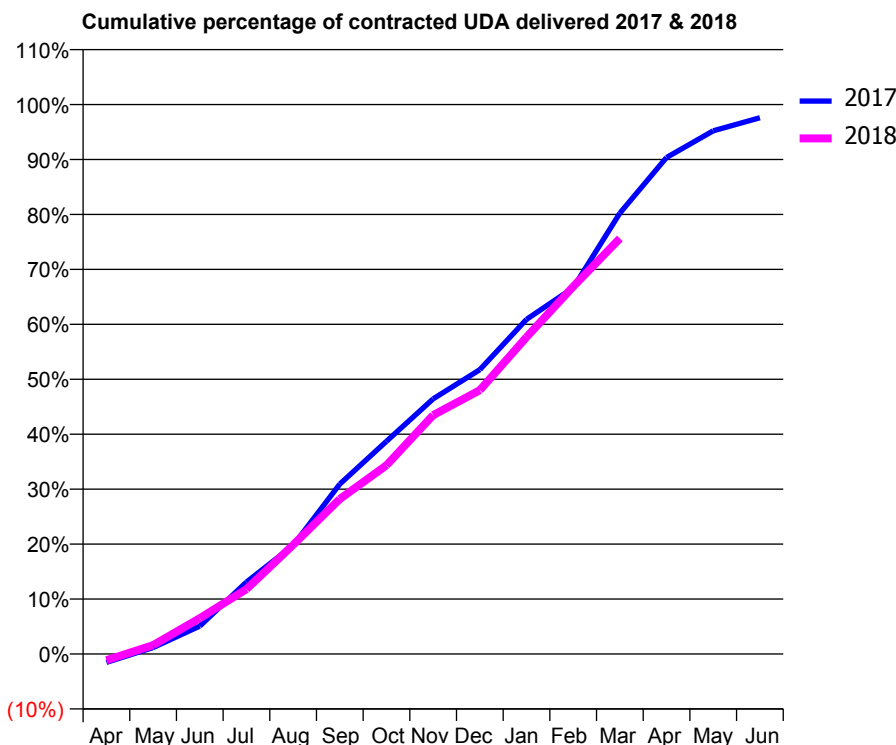
17/18 Contracted general activity (UDA)	6,740
Carry forward general activity (UDA)	162
17/18 Contracted orthodontic activity (UOA)	0
Carry forward orthodontic activity (UOA)	0
Baseline contract value	£198,385.60

ACCESS*

Patients seen in 24 months	Total	Change since previous quarter
Quarter ending March 2017	2,689	
Quarter ending June 2017	2,647	↓
Quarter ending September 2017	2,533	↓
Quarter ending December 2017	2,442	↓
Quarter ending March 2018	2,413	↓
Variance since March 2017	(10.3%)	↓



ACTIVITY



Month	Adjusted Scheduled Activity (UDA)	
	2017	2018
April	-104	-77
May	79	108
June	343	439
July	883	795
August	1,333	1,339
September	2,084	1,902
October	2,610	2,316
November	3,129	2,931
December	3,489	3,236
January	4,104	3,887
February	4,493	4,506
March	5,408	5,098
April	6,089	
May	6,417	
June	6,578	

QUALITY

	Quantity	Base Number	Contract	AT	Region	England
% of FP17s for the same patient ID Re-attending within 3 months - Children	78	1,355	5.8%	10.1%	11.5%	11.9%
% of FP17s for the same patient ID Re-attending within 3 months - Adults	197	1,552	12.7%	15.5%	16.8%	16.0%
% of FP17s for the same patient ID Re-attending between 3 & 9 months - Children	641	1,355	47.3%	48.4%	47.7%	58.3%
% of FP17s for the same patient ID Re-attending between 3 & 9 months - Adults	653	1,552	42.1%	38.1%	38.2%	50.3%
% of FP17s for Band 1 Urgent Courses	489	2,437	20.1%	10.1%	10.6%	9.1%
% of FP17s Relating to Free Repair or Replacements	40	2,437	1.6%	0.6%	0.6%	0.8%
% of FP17s Relating to Continuations	3	2,437	0.1%	0.9%	0.8%	1.0%
% of Patients satisfied with the dentistry they have received	12	15	80.0%	90.1%	89.3%	91.5%
% of Patients satisfied with the time they had to wait for an appointment	14	15	93.3%	86.9%	84.4%	87.9%

* This is based on patients treated on this contract for their most recent course of treatment. Figures in italics indicate the base number of FP17s or Patient Questionnaire responses are less than 100. N/A is shown where the base number of responses is less than 10 during the period. % is calculated as Quantity/Base number*100

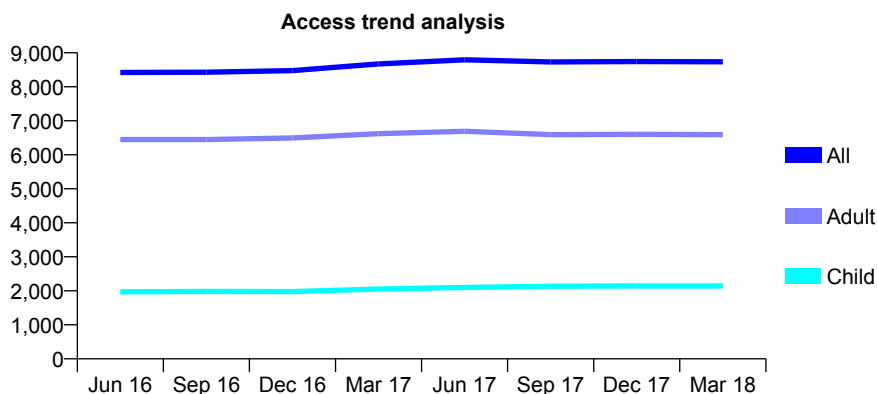
Q63 - Vital Signs At a Glance Contract Report for 931403/0001 - March 2018

Name or company name	MR AK PATEL
Contract type name	GDS Contract
Purpose of contract	General
Contract start date	01/04/2006
Contract end date	

17/18 Contracted general activity (UDA)	21,449
Carry forward general activity (UDA)	-48
17/18 Contracted orthodontic activity (UOA)	0
Carry forward orthodontic activity (UOA)	0
Baseline contract value	£693,583.37

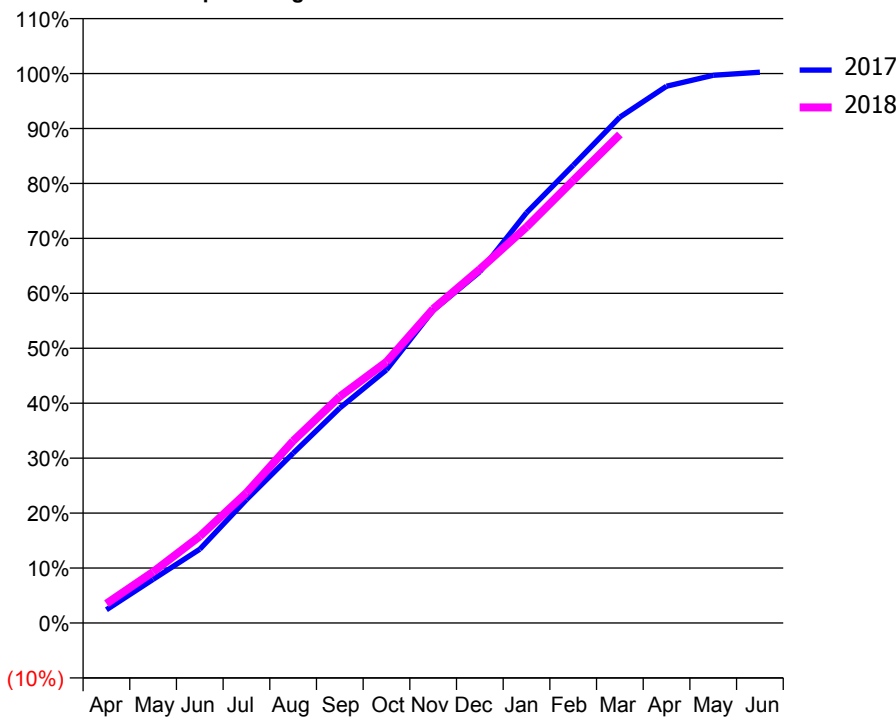
ACCESS*

Patients seen in 24 months	Total	Change since previous quarter
Quarter ending March 2017	8,674	
Quarter ending June 2017	8,794	→
Quarter ending September 2017	8,732	→
Quarter ending December 2017	8,744	→
Quarter ending March 2018	8,737	→
Variance since March 2017	0.7%	→



ACTIVITY

Cumulative percentage of contracted UDA delivered 2017 & 2018



Month	Adjusted Scheduled Activity (UDA)	
	2017	2018
April	519	758
May	1,704	1,998
June	2,882	3,387
July	4,818	5,081
August	6,628	7,105
September	8,395	8,840
October	9,882	10,196
November	12,201	12,260
December	13,711	13,811
January	16,013	15,458
February	17,864	17,273
March	19,743	19,068
April	20,953	
May	21,382	
June	21,497	

QUALITY

	Quantity	Base Number	Contract	AT	Region	England
% of FP17s for the same patient ID Re-attending within 3 months - Children	201	2,445	8.2%	10.1%	11.5%	11.9%
% of FP17s for the same patient ID Re-attending within 3 months - Adults	1,107	6,694	16.5%	15.5%	16.8%	16.0%
% of FP17s for the same patient ID Re-attending between 3 & 9 months - Children	880	2,445	36.0%	48.4%	47.7%	58.3%
% of FP17s for the same patient ID Re-attending between 3 & 9 months - Adults	1,858	6,694	27.8%	38.1%	38.2%	50.3%
% of FP17s for Band 1 Urgent Courses	1,232	8,222	15.0%	10.1%	10.6%	9.1%
% of FP17s Relating to Free Repair or Replacements	86	8,222	1.0%	0.6%	0.6%	0.8%
% of FP17s Relating to Continuations	100	8,222	1.2%	0.9%	0.8%	1.0%
% of Patients satisfied with the dentistry they have received	5	6	N/A	90.1%	89.3%	91.5%
% of Patients satisfied with the time they had to wait for an appointment	6	6	N/A	86.9%	84.4%	87.9%

* This is based on patients treated on this contract for their most recent course of treatment. Figures in italics indicate the base number of FP17s or Patient Questionnaire responses are less than 100. N/A is shown where the base number of responses is less than 10 during the period. % is calculated as Quantity/Base number*100

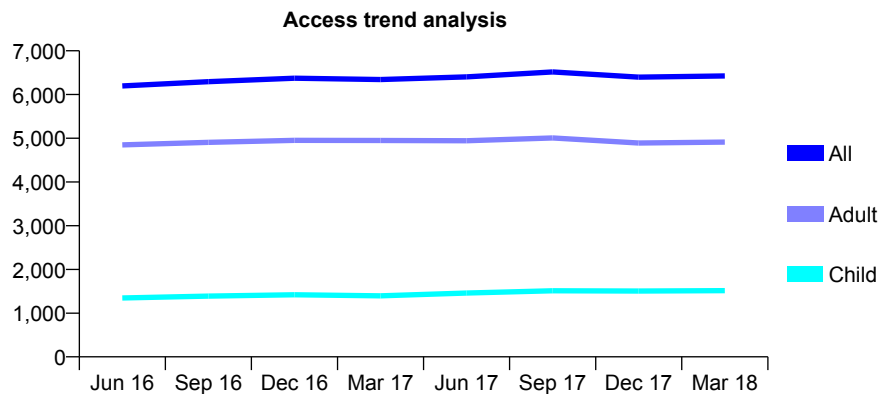
Q63 - Vital Signs At a Glance Contract Report for 932884/0001 - March 2018

Name or company name	MR HS BASSI
Contract type name	GDS Contract
Purpose of contract	General
Contract start date	01/04/2006
Contract end date	

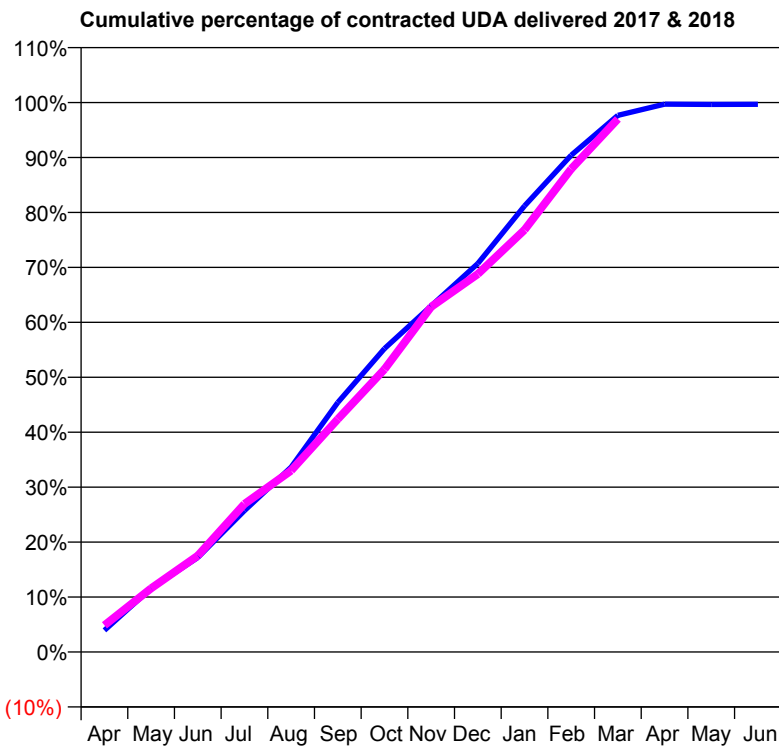
17/18 Contracted general activity (UDA)	16,913
Carry forward general activity (UDA)	57
17/18 Contracted orthodontic activity (UOA)	0
Carry forward orthodontic activity (UOA)	0
Baseline contract value	£442,236.53

ACCESS*

Patients seen in 24 months	Total	Change since previous quarter
Quarter ending March 2017	6,342	
Quarter ending June 2017	6,403	→
Quarter ending September 2017	6,518	→
Quarter ending December 2017	6,397	↓
Quarter ending March 2018	6,426	→
Variance since March 2017	1.3%	→



ACTIVITY



Month	Adjusted Scheduled Activity (UDA)	
	2017	2018
April	667	823
May	1,961	1,960
June	2,909	2,964
July	4,353	4,557
August	5,692	5,582
September	7,682	7,169
October	9,339	8,705
November	10,652	10,625
December	11,959	11,634
January	13,731	12,993
February	15,291	14,868
March	16,518	16,409
April	16,863	
May	16,852	
June	16,856	

QUALITY

	Quantity	Base Number	Contract	AT	Region	England
% of FP17s for the same patient ID Re-attending within 3 months - Children	81	1,858	4.4%	10.1%	11.5%	11.9%
% of FP17s for the same patient ID Re-attending within 3 months - Adults	592	6,485	9.1%	15.5%	16.8%	16.0%
% of FP17s for the same patient ID Re-attending between 3 & 9 months - Children	651	1,858	35.0%	48.4%	47.7%	58.3%
% of FP17s for the same patient ID Re-attending between 3 & 9 months - Adults	2,682	6,485	41.4%	38.1%	38.2%	50.3%
% of FP17s for Band 1 Urgent Courses	426	7,482	5.7%	10.1%	10.6%	9.1%
% of FP17s Relating to Free Repair or Replacements	80	7,482	1.1%	0.6%	0.6%	0.8%
% of FP17s Relating to Continuations	38	7,482	0.5%	0.9%	0.8%	1.0%
% of Patients satisfied with the dentistry they have received	4	4	N/A	90.1%	89.3%	91.5%
% of Patients satisfied with the time they had to wait for an appointment	4	4	N/A	86.9%	84.4%	87.9%

* This is based on patients treated on this contract for their most recent course of treatment. Figures in italics indicate the base number of FP17s or Patient Questionnaire responses are less than 100. N/A is shown where the base number of responses is less than 10 during the period. % is calculated as Quantity/Base number*100

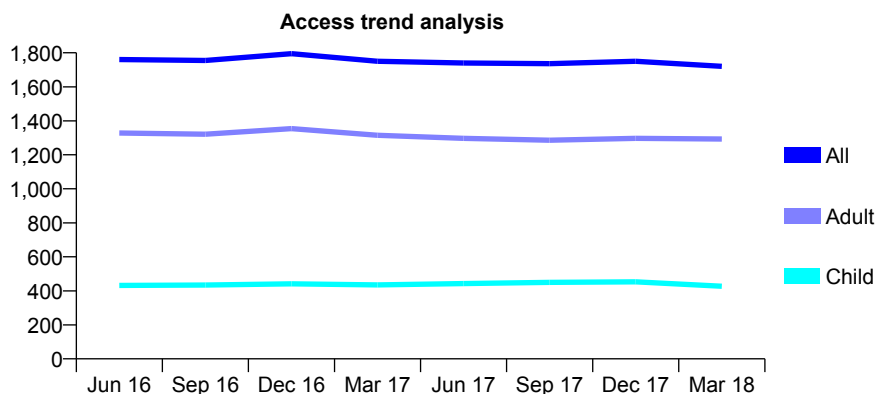
Q63 - Vital Signs At a Glance Contract Report for 933074/0001 - March 2018

Name or company name	MR M MAZAHERI
Contract type name	GDS Contract
Purpose of contract	General
Contract start date	01/04/2006
Contract end date	

17/18 Contracted general activity (UDA)	10,543
Carry forward general activity (UDA)	-5
17/18 Contracted orthodontic activity (UOA)	0
Carry forward orthodontic activity (UOA)	0
Baseline contract value	£337,108.28

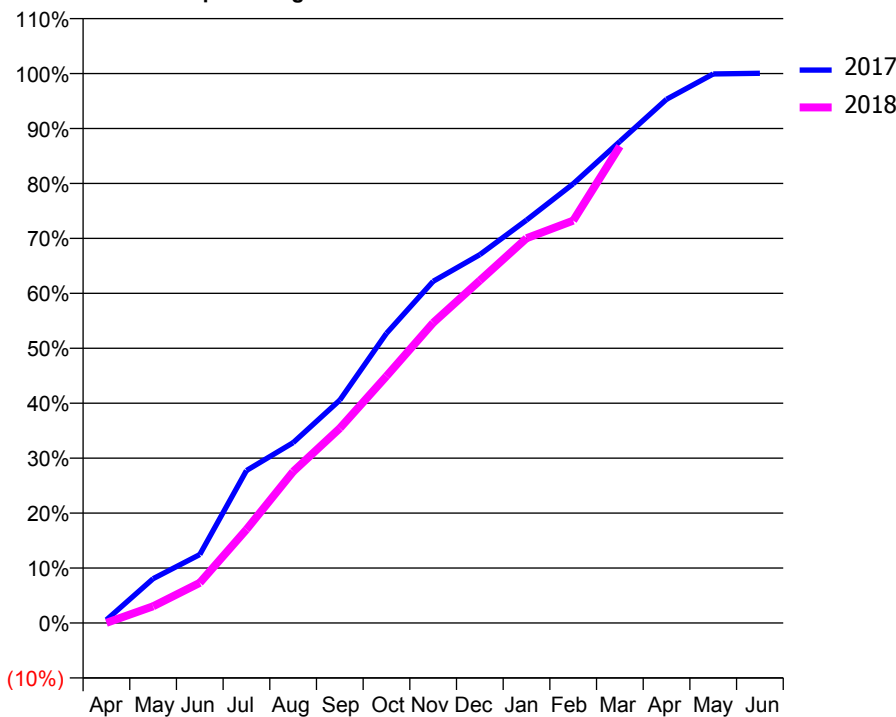
ACCESS*

Patients seen in 24 months	Total	Change since previous quarter
Quarter ending March 2017	1,750	
Quarter ending June 2017	1,740	→
Quarter ending September 2017	1,736	→
Quarter ending December 2017	1,750	→
Quarter ending March 2018	1,720	↓
Variance since March 2017	(1.7%)	↓



ACTIVITY

Cumulative percentage of contracted UDA delivered 2017 & 2018



Month	Adjusted Scheduled Activity (UDA)	
	2017	2018
April	60	5
May	852	321
June	1,315	771
July	2,926	1,794
August	3,460	2,906
September	4,277	3,737
October	5,558	4,737
November	6,556	5,760
December	7,067	6,571
January	7,729	7,382
February	8,425	7,719
March	9,241	9,148
April	10,048	
May	10,535	
June	10,548	

QUALITY

	Quantity	Base Number	Contract	AT	Region	England
% of FP17s for the same patient ID Re-attending within 3 months - Children	48	529	9.1%	10.1%	11.5%	11.9%
% of FP17s for the same patient ID Re-attending within 3 months - Adults	144	1,326	10.9%	15.5%	16.8%	16.0%
% of FP17s for the same patient ID Re-attending between 3 & 9 months - Children	248	529	46.9%	48.4%	47.7%	58.3%
% of FP17s for the same patient ID Re-attending between 3 & 9 months - Adults	491	1,326	37.0%	38.1%	38.2%	50.3%
% of FP17s for Band 1 Urgent Courses	41	1,632	2.5%	10.1%	10.6%	9.1%
% of FP17s Relating to Free Repair or Replacements	3	1,632	0.2%	0.6%	0.6%	0.8%
% of FP17s Relating to Continuations	24	1,632	1.5%	0.9%	0.8%	1.0%
% of Patients satisfied with the dentistry they have received	2	2	N/A	90.1%	89.3%	91.5%
% of Patients satisfied with the time they had to wait for an appointment	2	2	N/A	86.9%	84.4%	87.9%

* This is based on patients treated on this contract for their most recent course of treatment. Figures in italics indicate the base number of FP17s or Patient Questionnaire responses are less than 100. N/A is shown where the base number of responses is less than 10 during the period. % is calculated as Quantity/Base number*100

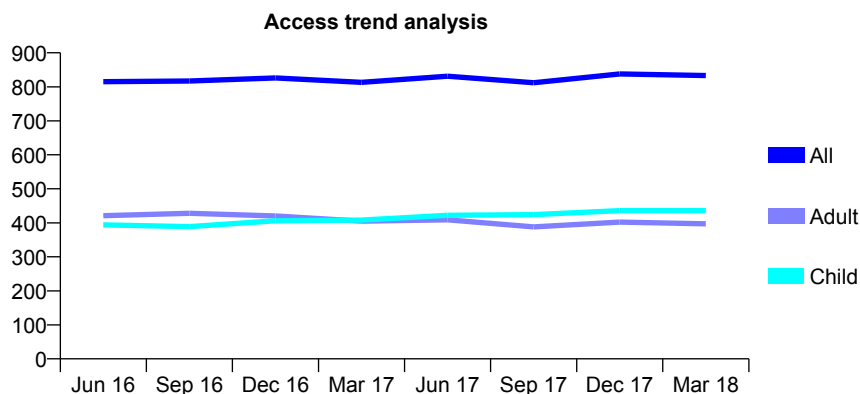
Q63 - Vital Signs At a Glance Contract Report for 933422/0001 - March 2018

Name or company name	MR A SOMASUNDARARAJAH
Contract type name	GDS Contract
Purpose of contract	General
Contract start date	01/04/2006
Contract end date	

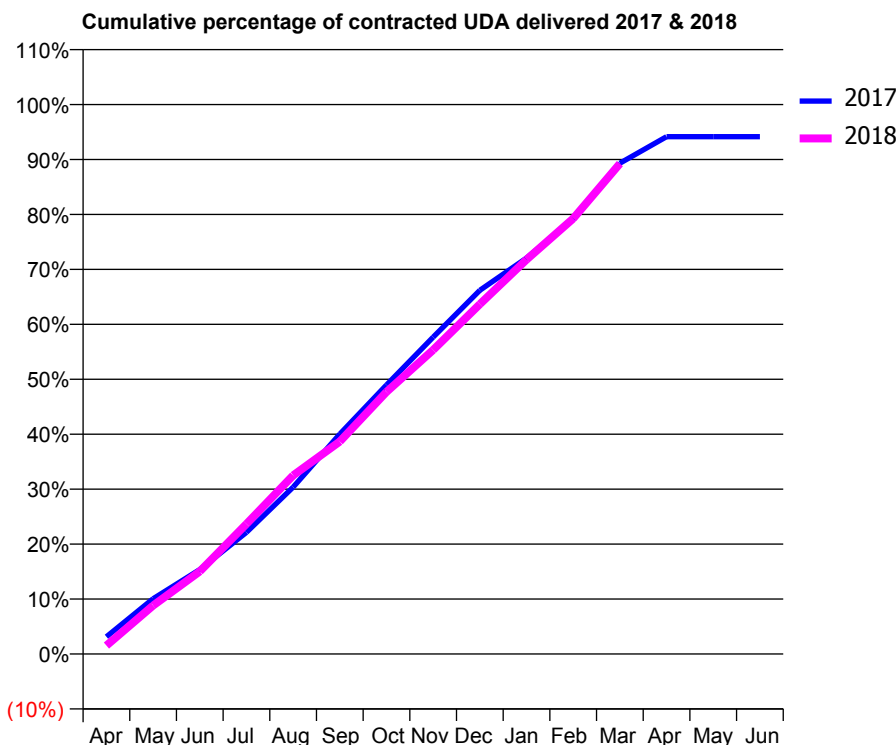
17/18 Contracted general activity (UDA)	3,377
Carry forward general activity (UDA)	0
17/18 Contracted orthodontic activity (UOA)	0
Carry forward orthodontic activity (UOA)	0
Baseline contract value	£98,104.55

ACCESS*

Patients seen in 24 months	Total	Change since previous quarter
Quarter ending March 2017	813	
Quarter ending June 2017	831	↑
Quarter ending September 2017	812	↓
Quarter ending December 2017	838	↑
Quarter ending March 2018	833	→
Variance since March 2017	2.5%	↑



ACTIVITY



Month	Adjusted Scheduled Activity (UDA)	
	2017	2018
April	106	52
May	340	298
June	519	508
July	748	799
August	1,025	1,097
September	1,351	1,306
October	1,653	1,610
November	1,947	1,869
December	2,235	2,150
January	2,434	2,424
February	2,672	2,676
March	3,016	3,014
April	3,179	
May	3,179	
June	3,179	

QUALITY

	Quantity	Base Number	Contract	AT	Region	England
% of FP17s for the same patient ID Re-attending within 3 months - Children	42	546	7.7%	10.1%	11.5%	11.9%
% of FP17s for the same patient ID Re-attending within 3 months - Adults	66	441	15.0%	15.5%	16.8%	16.0%
% of FP17s for the same patient ID Re-attending between 3 & 9 months - Children	255	546	46.7%	48.4%	47.7%	58.3%
% of FP17s for the same patient ID Re-attending between 3 & 9 months - Adults	163	441	37.0%	38.1%	38.2%	50.3%
% of FP17s for Band 1 Urgent Courses	40	953	4.2%	10.1%	10.6%	9.1%
% of FP17s Relating to Free Repair or Replacements	0	953	0.0%	0.6%	0.6%	0.8%
% of FP17s Relating to Continuations	14	953	1.5%	0.9%	0.8%	1.0%
% of Patients satisfied with the dentistry they have received	2	2	N/A	90.1%	89.3%	91.5%
% of Patients satisfied with the time they had to wait for an appointment	1	2	N/A	86.9%	84.4%	87.9%

* This is based on patients treated on this contract for their most recent course of treatment. Figures in italics indicate the base number of FP17s or Patient Questionnaire responses are less than 100. N/A is shown where the base number of responses is less than 10 during the period. % is calculated as Quantity/Base number*100

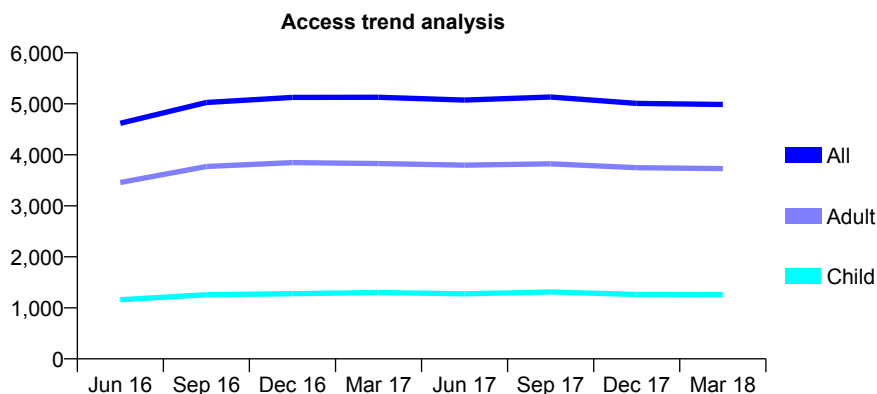
Q63 - Vital Signs At a Glance Contract Report for 936812/0001 - March 2018

Name or company name	MS M AZARI
Contract type name	GDS Contract
Purpose of contract	General
Contract start date	01/11/2014
Contract end date	

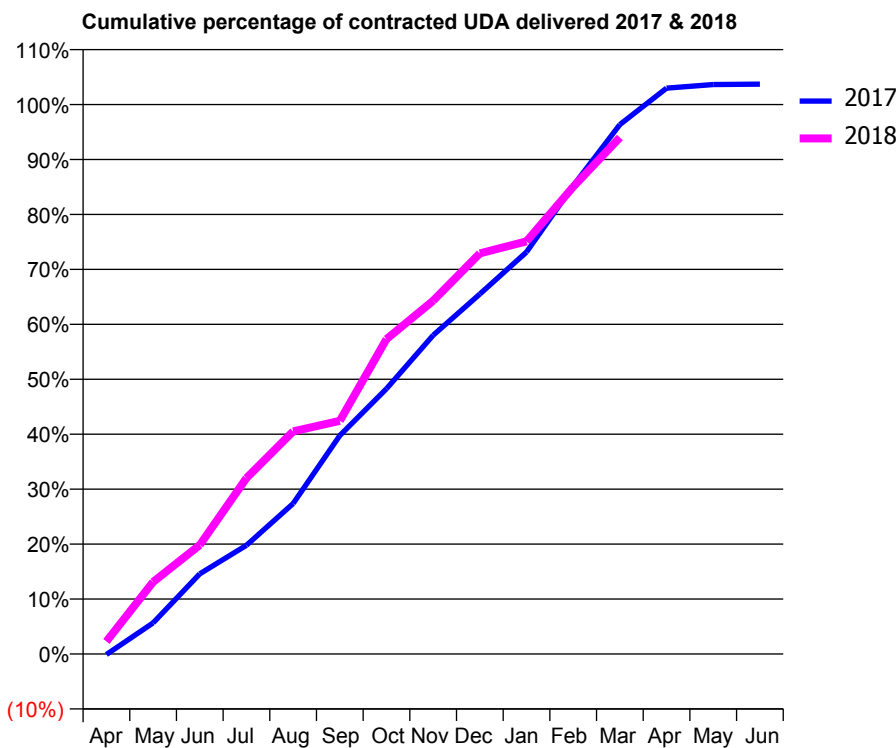
17/18 Contracted general activity (UDA)	17,648
Carry forward general activity (UDA)	-353
17/18 Contracted orthodontic activity (UOA)	0
Carry forward orthodontic activity (UOA)	0
Baseline contract value	£661,000.38

ACCESS*

Patients seen in 24 months	Total	Change since previous quarter
Quarter ending March 2017	5,129	
Quarter ending June 2017	5,072	↓
Quarter ending September 2017	5,133	→
Quarter ending December 2017	5,008	↓
Quarter ending March 2018	4,988	→
Variance since March 2017	(2.7%)	↓



ACTIVITY



Month	Adjusted Scheduled Activity (UDA)	
	2017	2018
April	-20	404
May	1,001	2,316
June	2,575	3,502
July	3,491	5,650
August	4,834	7,151
September	7,017	7,490
October	8,522	10,115
November	10,239	11,346
December	11,560	12,867
January	12,911	13,252
February	15,040	15,005
March	17,005	16,589
April	18,175	
May	18,290	
June	18,302	

QUALITY

	Quantity	Base Number	Contract	AT	Region	England
% of FP17s for the same patient ID Re-attending within 3 months - Children	83	1,447	5.7%	10.1%	11.5%	11.9%
% of FP17s for the same patient ID Re-attending within 3 months - Adults	366	3,692	9.9%	15.5%	16.8%	16.0%
% of FP17s for the same patient ID Re-attending between 3 & 9 months - Children	676	1,447	46.7%	48.4%	47.7%	58.3%
% of FP17s for the same patient ID Re-attending between 3 & 9 months - Adults	1,410	3,692	38.2%	38.1%	38.2%	50.3%
% of FP17s for Band 1 Urgent Courses	380	4,836	7.9%	10.1%	10.6%	9.1%
% of FP17s Relating to Free Repair or Replacements	8	4,836	0.2%	0.6%	0.6%	0.8%
% of FP17s Relating to Continuations	4	4,836	0.1%	0.9%	0.8%	1.0%
% of Patients satisfied with the dentistry they have received	3	3	N/A	90.1%	89.3%	91.5%
% of Patients satisfied with the time they had to wait for an appointment	3	3	N/A	86.9%	84.4%	87.9%

* This is based on patients treated on this contract for their most recent course of treatment. Figures in italics indicate the base number of FP17s or Patient Questionnaire responses are less than 100. N/A is shown where the base number of responses is less than 10 during the period. % is calculated as Quantity/Base number*100

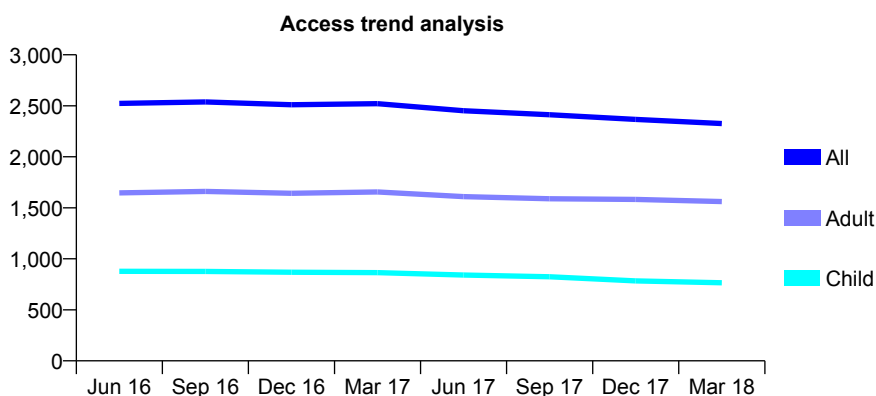
Q63 - Vital Signs At a Glance Contract Report for 941409/0002 - March 2018

Name or company name	MISS R ILATY
Contract type name	GDS Contract
Purpose of contract	General
Contract start date	30/06/2008
Contract end date	

17/18 Contracted general activity (UDA)	8,400
Carry forward general activity (UDA)	163
17/18 Contracted orthodontic activity (UOA)	0
Carry forward orthodontic activity (UOA)	0
Baseline contract value	£193,343.01

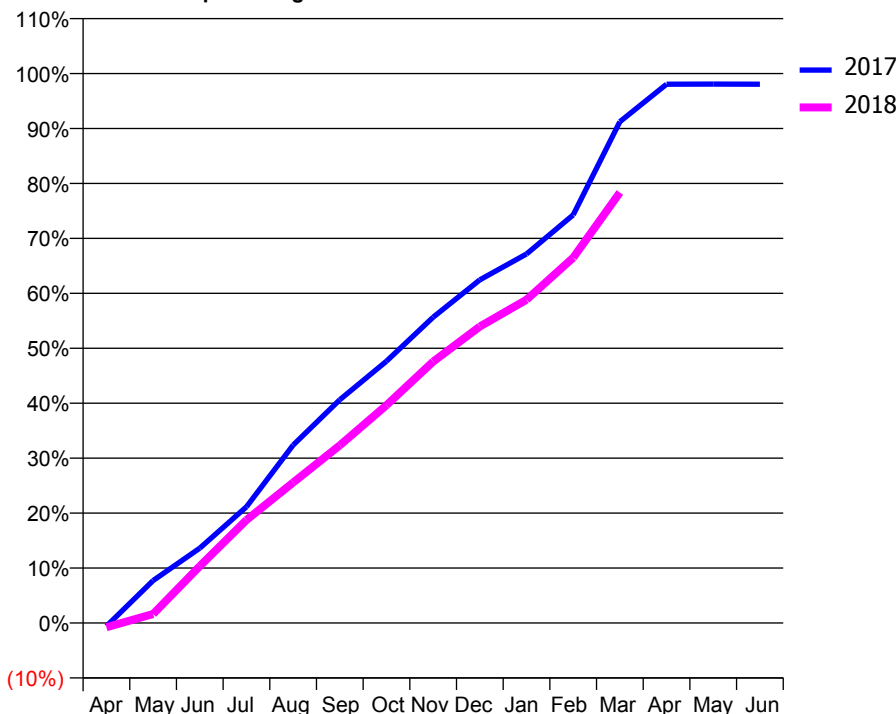
ACCESS*

Patients seen in 24 months	Total	Change since previous quarter
Quarter ending March 2017	2,521	
Quarter ending June 2017	2,451	↓
Quarter ending September 2017	2,413	↓
Quarter ending December 2017	2,367	↓
Quarter ending March 2018	2,326	↓
Variance since March 2017	(7.7%)	↓



ACTIVITY

Cumulative percentage of contracted UDA delivered 2017 & 2018



Month	Adjusted Scheduled Activity (UDA)	
	2017	2018
April	-50	-67
May	650	138
June	1,145	870
July	1,776	1,576
August	2,721	2,147
September	3,414	2,716
October	4,002	3,329
November	4,674	3,997
December	5,245	4,533
January	5,642	4,942
February	6,239	5,584
March	7,664	6,581
April	8,237	
May	8,238	
June	8,237	

QUALITY

	Quantity	Base Number	Contract	AT	Region	England
% of FP17s for the same patient ID Re-attending within 3 months - Children	111	1,168	9.5%	10.1%	11.5%	11.9%
% of FP17s for the same patient ID Re-attending within 3 months - Adults	276	1,944	14.2%	15.5%	16.8%	16.0%
% of FP17s for the same patient ID Re-attending between 3 & 9 months - Children	738	1,168	63.2%	48.4%	47.7%	58.3%
% of FP17s for the same patient ID Re-attending between 3 & 9 months - Adults	1,019	1,944	52.4%	38.1%	38.2%	50.3%
% of FP17s for Band 1 Urgent Courses	161	2,928	5.5%	10.1%	10.6%	9.1%
% of FP17s Relating to Free Repair or Replacements	38	2,928	1.3%	0.6%	0.6%	0.8%
% of FP17s Relating to Continuations	0	2,928	0.0%	0.9%	0.8%	1.0%
% of Patients satisfied with the dentistry they have received	3	3	N/A	90.1%	89.3%	91.5%
% of Patients satisfied with the time they had to wait for an appointment	3	3	N/A	86.9%	84.4%	87.9%

* This is based on patients treated on this contract for their most recent course of treatment. Figures in italics indicate the base number of FP17s or Patient Questionnaire responses are less than 100. N/A is shown where the base number of responses is less than 10 during the period. % is calculated as Quantity/Base number*100

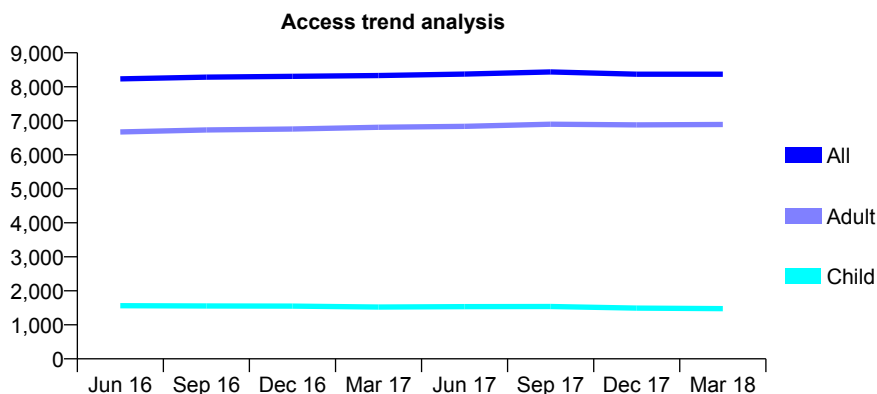
Q63 - Vital Signs At a Glance Contract Report for 943622/0001 - March 2018

Name or company name	MR H TORKZABAN
Contract type name	GDS Contract
Purpose of contract	General
Contract start date	01/04/2006
Contract end date	

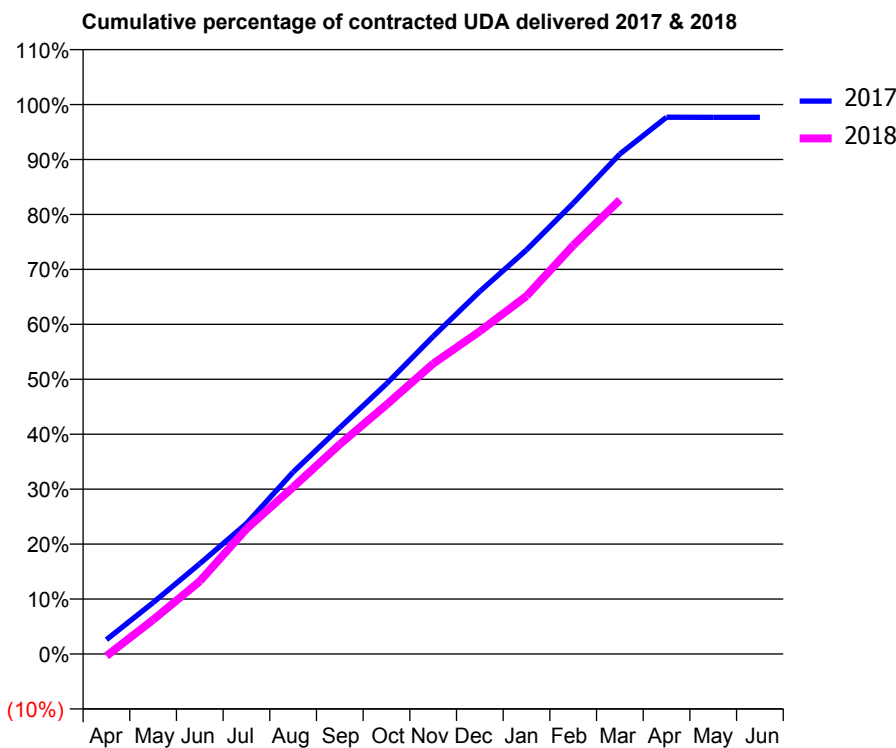
17/18 Contracted general activity (UDA)	29,538
Carry forward general activity (UDA)	691
17/18 Contracted orthodontic activity (UOA)	0
Carry forward orthodontic activity (UOA)	0
Baseline contract value	£905,593.48

ACCESS*

Patients seen in 24 months	Total	Change since previous quarter
Quarter ending March 2017	8,330	
Quarter ending June 2017	8,373	→
Quarter ending September 2017	8,439	→
Quarter ending December 2017	8,371	→
Quarter ending March 2018	8,369	→
Variance since March 2017	0.5%	→



ACTIVITY



Month	Adjusted Scheduled Activity (UDA)	
	2017	2018
April	771	-108
May	2,760	1,838
June	4,854	3,912
July	7,012	6,730
August	9,778	8,971
September	12,168	11,271
October	14,524	13,399
November	17,067	15,609
December	19,493	17,348
January	21,724	19,241
February	24,230	21,967
March	26,874	24,408
April	28,853	
May	28,847	
June	28,847	

QUALITY

	Quantity	Base Number	Contract	AT	Region	England
% of FP17s for the same patient ID Re-attending within 3 months - Children	111	1,691	6.6%	10.1%	11.5%	11.9%
% of FP17s for the same patient ID Re-attending within 3 months - Adults	551	6,112	9.0%	15.5%	16.8%	16.0%
% of FP17s for the same patient ID Re-attending between 3 & 9 months - Children	683	1,691	40.4%	48.4%	47.7%	58.3%
% of FP17s for the same patient ID Re-attending between 3 & 9 months - Adults	1,738	6,112	28.4%	38.1%	38.2%	50.3%
% of FP17s for Band 1 Urgent Courses	664	7,446	8.9%	10.1%	10.6%	9.1%
% of FP17s Relating to Free Repair or Replacements	31	7,446	0.4%	0.6%	0.6%	0.8%
% of FP17s Relating to Continuations	40	7,446	0.5%	0.9%	0.8%	1.0%
% of Patients satisfied with the dentistry they have received	4	4	N/A	90.1%	89.3%	91.5%
% of Patients satisfied with the time they had to wait for an appointment	4	4	N/A	86.9%	84.4%	87.9%

* This is based on patients treated on this contract for their most recent course of treatment. Figures in italics indicate the base number of FP17s or Patient Questionnaire responses are less than 100. N/A is shown where the base number of responses is less than 10 during the period. % is calculated as Quantity/Base number*100

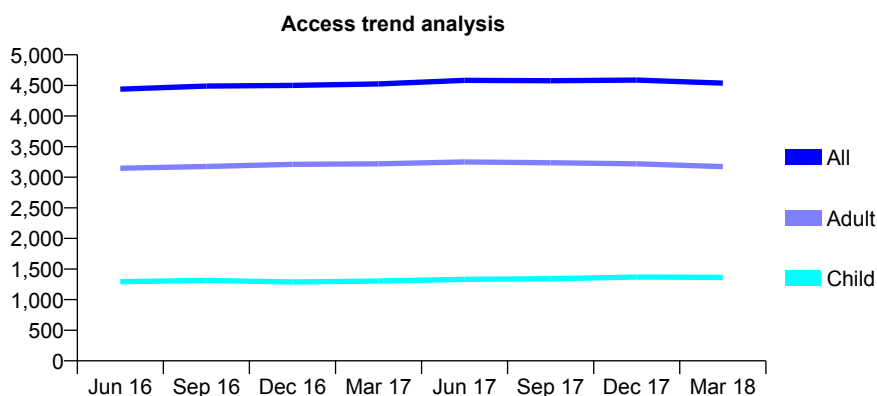
Q63 - Vital Signs At a Glance Contract Report for 943746/0001 - March 2018

Name or company name	Perfect Smile Earlsfield Partnersership
Contract type name	GDS Contract
Purpose of contract	General
Contract start date	01/04/2006
Contract end date	

17/18 Contracted general activity (UDA)	8,866
Carry forward general activity (UDA)	-177
17/18 Contracted orthodontic activity (UOA)	0
Carry forward orthodontic activity (UOA)	0
Baseline contract value	£259,434.69

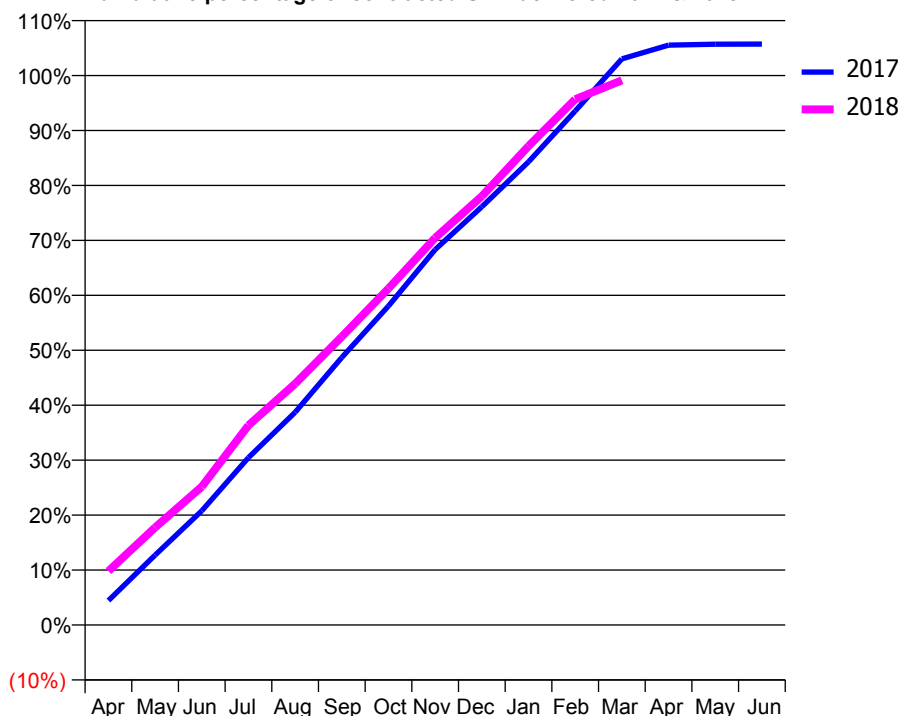
ACCESS*

Patients seen in 24 months	Total	Change since previous quarter
Quarter ending March 2017	4,523	
Quarter ending June 2017	4,583	→
Quarter ending September 2017	4,576	→
Quarter ending December 2017	4,587	→
Quarter ending March 2018	4,536	↓
Variance since March 2017	0.3%	→



ACTIVITY

Cumulative percentage of contracted UDA delivered 2017 & 2018



Month	Adjusted Scheduled Activity (UDA)	
	2017	2018
April	395	870
May	1,128	1,575
June	1,843	2,231
July	2,701	3,223
August	3,432	3,893
September	4,318	4,653
October	5,148	5,430
November	6,057	6,247
December	6,748	6,919
January	7,473	7,727
February	8,294	8,483
March	9,135	8,787
April	9,356	
May	9,371	
June	9,374	

QUALITY

	Quantity	Base Number	Contract	AT	Region	England
% of FP17s for the same patient ID Re-attending within 3 months - Children	138	1,723	8.0%	10.1%	11.5%	11.9%
% of FP17s for the same patient ID Re-attending within 3 months - Adults	372	3,048	12.2%	15.5%	16.8%	16.0%
% of FP17s for the same patient ID Re-attending between 3 & 9 months - Children	912	1,723	52.9%	48.4%	47.7%	58.3%
% of FP17s for the same patient ID Re-attending between 3 & 9 months - Adults	1,029	3,048	33.8%	38.1%	38.2%	50.3%
% of FP17s for Band 1 Urgent Courses	367	4,193	8.8%	10.1%	10.6%	9.1%
% of FP17s Relating to Free Repair or Replacements	14	4,193	0.3%	0.6%	0.6%	0.8%
% of FP17s Relating to Continuations	69	4,193	1.6%	0.9%	0.8%	1.0%
% of Patients satisfied with the dentistry they have received	2	2	N/A	90.1%	89.3%	91.5%
% of Patients satisfied with the time they had to wait for an appointment	2	2	N/A	86.9%	84.4%	87.9%

* This is based on patients treated on this contract for their most recent course of treatment. Figures in italics indicate the base number of FP17s or Patient Questionnaire responses are less than 100. N/A is shown where the base number of responses is less than 10 during the period. % is calculated as Quantity/Base number*100

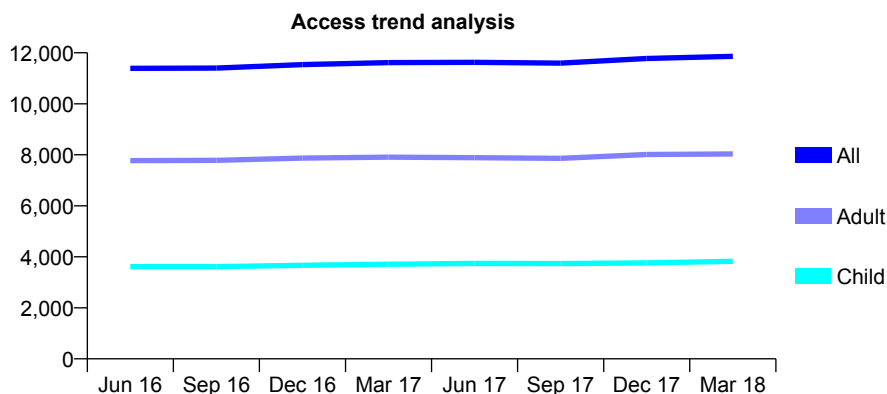
Q63 - Vital Signs At a Glance Contract Report for 943967/0001 - March 2018

Name or company name	MR JL UBEROI
Contract type name	GDS Contract
Purpose of contract	General
Contract start date	18/12/2009
Contract end date	

17/18 Contracted general activity (UDA)	32,120
Carry forward general activity (UDA)	0
17/18 Contracted orthodontic activity (UOA)	0
Carry forward orthodontic activity (UOA)	0
Baseline contract value	£766,919.39

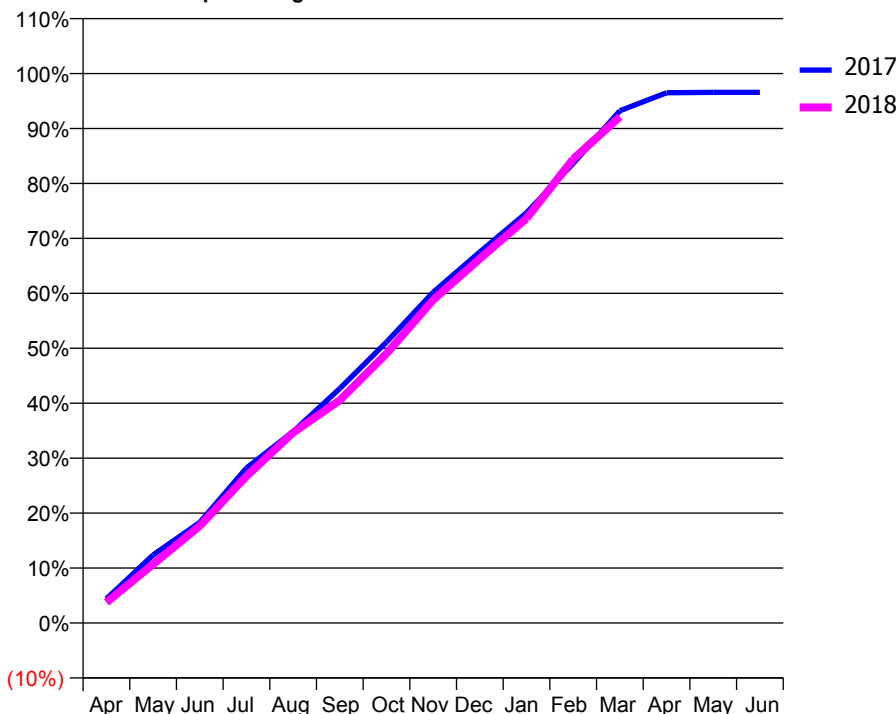
ACCESS*

Patients seen in 24 months	Total	Change since previous quarter
Quarter ending March 2017	11,616	
Quarter ending June 2017	11,627	→
Quarter ending September 2017	11,595	→
Quarter ending December 2017	11,778	→
Quarter ending March 2018	11,859	→
Variance since March 2017	2.1%	↑



ACTIVITY

Cumulative percentage of contracted UDA delivered 2017 & 2018



Month	Adjusted Scheduled Activity (UDA)	
	2017	2018
April	1,411	1,205
May	3,976	3,438
June	5,881	5,682
July	9,060	8,586
August	11,185	11,132
September	13,704	13,019
October	16,421	15,747
November	19,333	18,888
December	21,686	21,300
January	23,979	23,652
February	26,867	27,120
March	29,945	29,594
April	30,997	
May	31,020	
June	31,020	

QUALITY

	Quantity	Base Number	Contract	AT	Region	England
% of FP17s for the same patient ID Re-attending within 3 months - Children	663	5,091	13.0%	10.1%	11.5%	11.9%
% of FP17s for the same patient ID Re-attending within 3 months - Adults	1,381	8,249	16.7%	15.5%	16.8%	16.0%
% of FP17s for the same patient ID Re-attending between 3 & 9 months - Children	2,207	5,091	43.4%	48.4%	47.7%	58.3%
% of FP17s for the same patient ID Re-attending between 3 & 9 months - Adults	2,841	8,249	34.4%	38.1%	38.2%	50.3%
% of FP17s for Band 1 Urgent Courses	1,594	12,889	12.4%	10.1%	10.6%	9.1%
% of FP17s Relating to Free Repair or Replacements	238	12,889	1.8%	0.6%	0.6%	0.8%
% of FP17s Relating to Continuations	257	12,889	2.0%	0.9%	0.8%	1.0%
% of Patients satisfied with the dentistry they have received	16	18	88.9%	90.1%	89.3%	91.5%
% of Patients satisfied with the time they had to wait for an appointment	17	18	94.4%	86.9%	84.4%	87.9%

* This is based on patients treated on this contract for their most recent course of treatment. Figures in italics indicate the base number of FP17s or Patient Questionnaire responses are less than 100. N/A is shown where the base number of responses is less than 10 during the period. % is calculated as Quantity/Base number*100

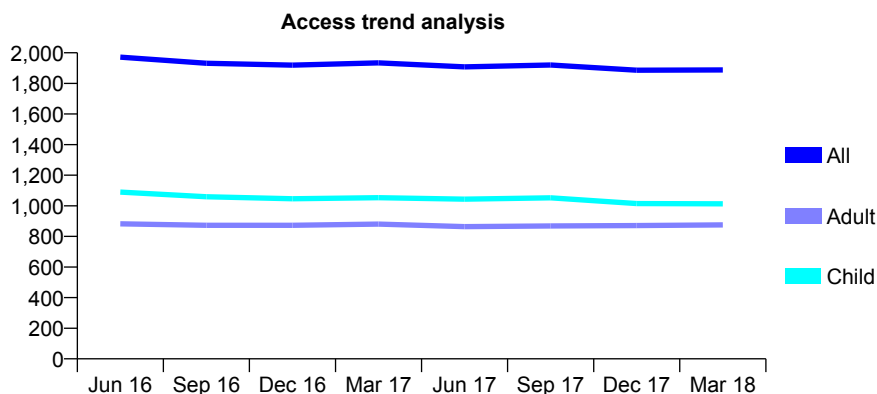
Q63 - Vital Signs At a Glance Contract Report for 952982/0005 - March 2018

Name or company name	MR PC COLEY
Contract type name	GDS Contract
Purpose of contract	General
Contract start date	02/04/2013
Contract end date	

17/18 Contracted general activity (UDA)	4,762
Carry forward general activity (UDA)	0
17/18 Contracted orthodontic activity (UOA)	0
Carry forward orthodontic activity (UOA)	0
Baseline contract value	£109,554.25

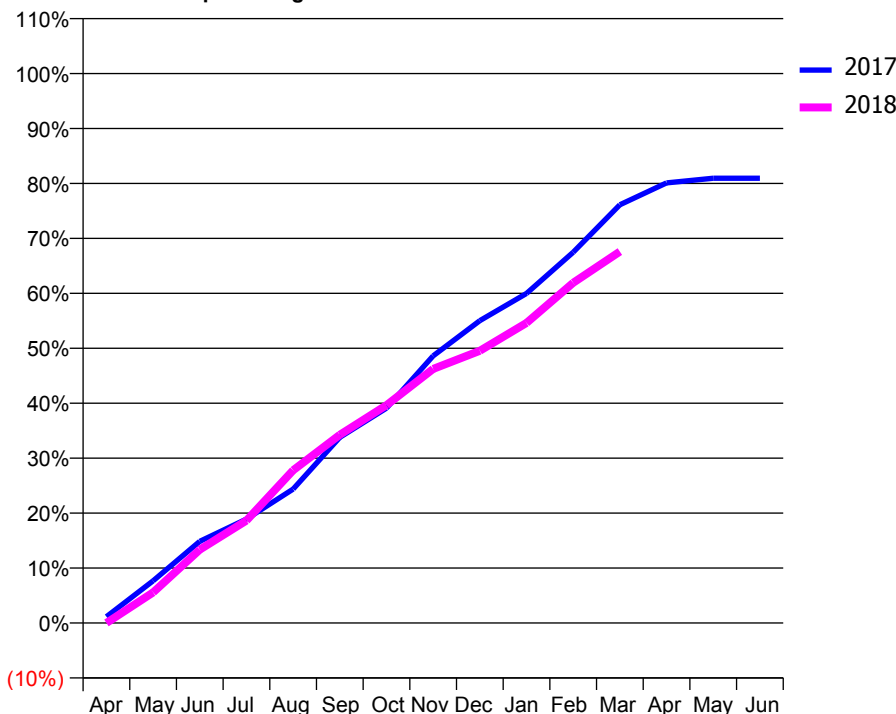
ACCESS*

Patients seen in 24 months	Total	Change since previous quarter
Quarter ending March 2017	1,934	
Quarter ending June 2017	1,908	↓
Quarter ending September 2017	1,920	→
Quarter ending December 2017	1,886	↓
Quarter ending March 2018	1,888	→
Variance since March 2017	(2.4%)	↓



ACTIVITY

Cumulative percentage of contracted UDA delivered 2017 & 2018



Month	Adjusted Scheduled Activity (UDA)	
	2017	2018
April	54	0
May	366	265
June	708	636
July	900	888
August	1,161	1,324
September	1,610	1,631
October	1,863	1,888
November	2,315	2,202
December	2,620	2,360
January	2,856	2,600
February	3,213	2,948
March	3,625	3,219
April	3,814	
May	3,854	
June	3,854	

QUALITY

	Quantity	Base Number	Contract	AT	Region	England
% of FP17s for the same patient ID Re-attending within 3 months - Children	116	1,517	7.6%	10.1%	11.5%	11.9%
% of FP17s for the same patient ID Re-attending within 3 months - Adults	86	973	8.8%	15.5%	16.8%	16.0%
% of FP17s for the same patient ID Re-attending between 3 & 9 months - Children	954	1,517	62.9%	48.4%	47.7%	58.3%
% of FP17s for the same patient ID Re-attending between 3 & 9 months - Adults	566	973	58.2%	38.1%	38.2%	50.3%
% of FP17s for Band 1 Urgent Courses	71	2,328	3.0%	10.1%	10.6%	9.1%
% of FP17s Relating to Free Repair or Replacements	3	2,328	0.1%	0.6%	0.6%	0.8%
% of FP17s Relating to Continuations	5	2,328	0.2%	0.9%	0.8%	1.0%
% of Patients satisfied with the dentistry they have received	1	1	N/A	90.1%	89.3%	91.5%
% of Patients satisfied with the time they had to wait for an appointment	1	1	N/A	86.9%	84.4%	87.9%

* This is based on patients treated on this contract for their most recent course of treatment. Figures in italics indicate the base number of FP17s or Patient Questionnaire responses are less than 100. N/A is shown where the base number of responses is less than 10 during the period. % is calculated as Quantity/Base number*100

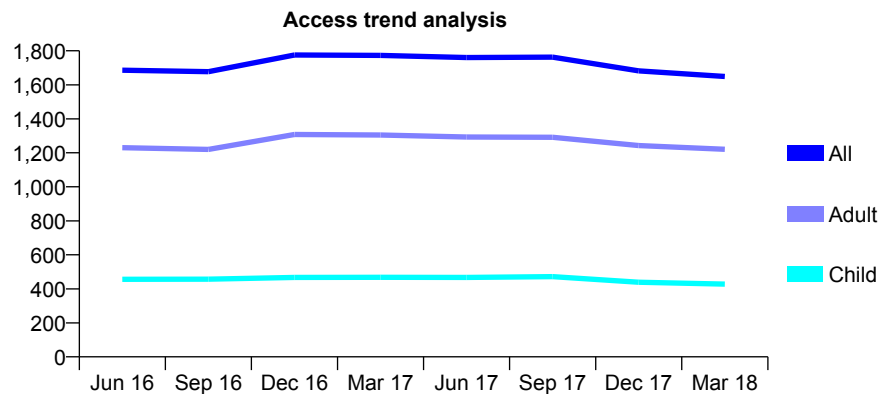
Q63 - Vital Signs At a Glance Contract Report for 990418/0001 - March 2018

Name or company name	MR D SHAH
Contract type name	GDS Contract
Purpose of contract	General
Contract start date	01/04/2006
Contract end date	

17/18 Contracted general activity (UDA)	9,011
Carry forward general activity (UDA)	-180
17/18 Contracted orthodontic activity (UOA)	0
Carry forward orthodontic activity (UOA)	0
Baseline contract value	£298,441.44

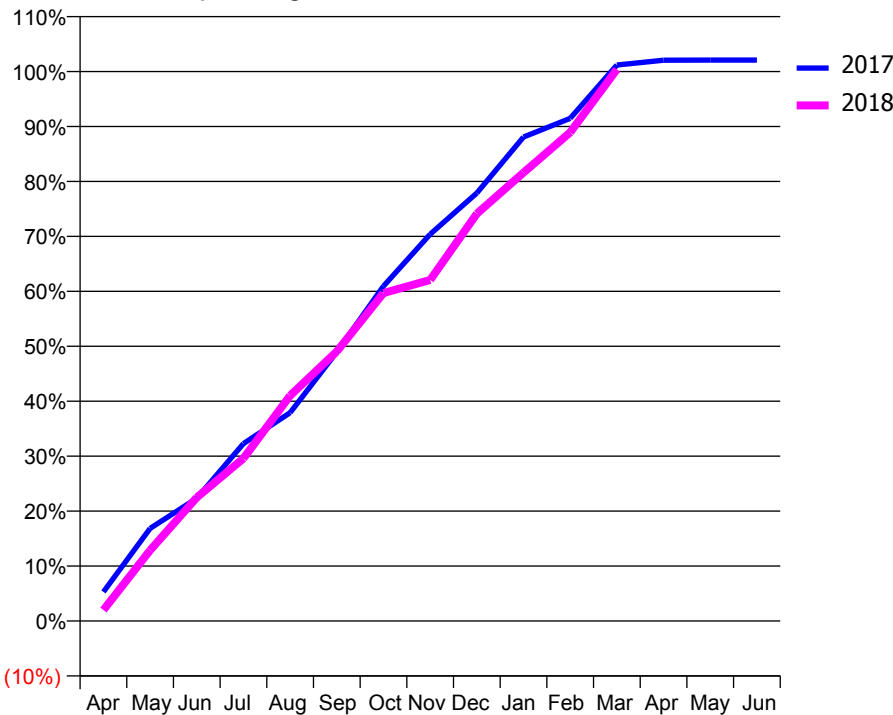
ACCESS*

Patients seen in 24 months	Total	Change since previous quarter
Quarter ending March 2017	1,773	
Quarter ending June 2017	1,760	→
Quarter ending September 2017	1,763	→
Quarter ending December 2017	1,682	↓
Quarter ending March 2018	1,649	↓
Variance since March 2017	(7.0%)	↓



ACTIVITY

Cumulative percentage of contracted UDA delivered 2017 & 2018



Month	Adjusted Scheduled Activity (UDA)	
	2017	2018
April	477	180
May	1,518	1,161
June	2,012	2,026
July	2,909	2,667
August	3,417	3,697
September	4,411	4,421
October	5,491	5,377
November	6,343	5,591
December	7,019	6,679
January	7,936	7,353
February	8,242	8,014
March	9,118	9,044
April	9,196	
May	9,197	
June	9,197	

QUALITY

	Quantity	Base Number	Contract	AT	Region	England
% of FP17s for the same patient ID Re-attending within 3 months - Children	22	442	5.0%	10.1%	11.5%	11.9%
% of FP17s for the same patient ID Re-attending within 3 months - Adults	200	1,196	16.7%	15.5%	16.8%	16.0%
% of FP17s for the same patient ID Re-attending between 3 & 9 months - Children	165	442	37.3%	48.4%	47.7%	58.3%
% of FP17s for the same patient ID Re-attending between 3 & 9 months - Adults	370	1,196	30.9%	38.1%	38.2%	50.3%
% of FP17s for Band 1 Urgent Courses	10	1,619	0.6%	10.1%	10.6%	9.1%
% of FP17s Relating to Free Repair or Replacements	1	1,619	0.1%	0.6%	0.6%	0.8%
% of FP17s Relating to Continuations	0	1,619	0.0%	0.9%	0.8%	1.0%
% of Patients satisfied with the dentistry they have received	1	2	N/A	90.1%	89.3%	91.5%
% of Patients satisfied with the time they had to wait for an appointment	2	2	N/A	86.9%	84.4%	87.9%

* This is based on patients treated on this contract for their most recent course of treatment. Figures in italics indicate the base number of FP17s or Patient Questionnaire responses are less than 100. N/A is shown where the base number of responses is less than 10 during the period. % is calculated as Quantity/Base number*100

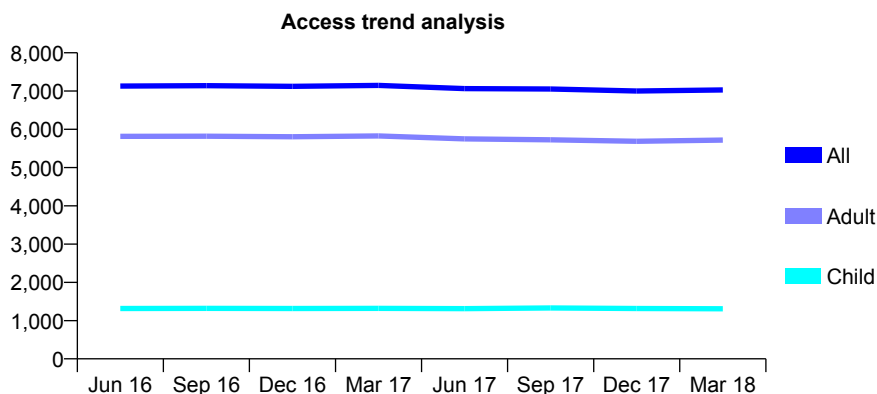
Q63 - Vital Signs At a Glance Contract Report for 990914/0001 - March 2018

Name or company name	MISS AM MANJI
Contract type name	GDS Contract
Purpose of contract	General
Contract start date	27/11/2013
Contract end date	

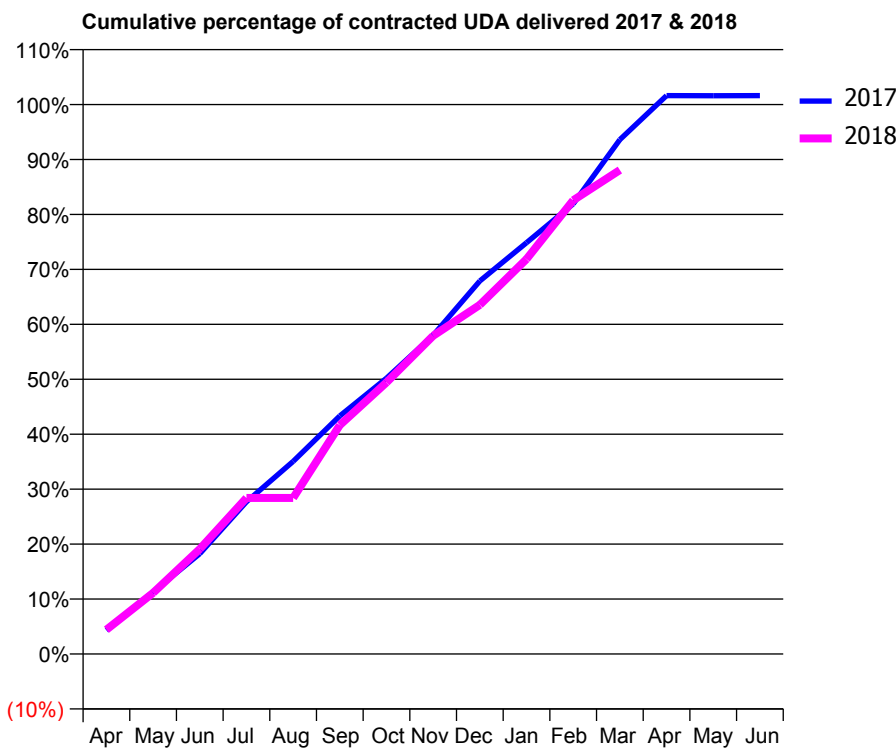
17/18 Contracted general activity (UDA)	20,500
Carry forward general activity (UDA)	-332
17/18 Contracted orthodontic activity (UOA)	0
Carry forward orthodontic activity (UOA)	0
Baseline contract value	£432,309.57

ACCESS*

Patients seen in 24 months	Total	Change since previous quarter
Quarter ending March 2017	7,146	
Quarter ending June 2017	7,064	↓
Quarter ending September 2017	7,053	→
Quarter ending December 2017	7,002	→
Quarter ending March 2018	7,028	→
Variance since March 2017	(1.7%)	↓



ACTIVITY



Month	Adjusted Scheduled Activity (UDA)	
	2017	2018
April	884	910
May	2,314	2,279
June	3,743	3,916
July	5,679	5,825
August	7,187	5,825
September	8,883	8,539
October	10,291	10,133
November	11,894	11,870
December	13,916	13,027
January	15,346	14,733
February	16,791	16,924
March	19,189	18,057
April	20,832	
May	20,827	
June	20,832	

QUALITY

	Quantity	Base Number	Contract	AT	Region	England
% of FP17s for the same patient ID Re-attending within 3 months - Children	120	1,945	6.2%	10.1%	11.5%	11.9%
% of FP17s for the same patient ID Re-attending within 3 months - Adults	1,425	8,293	17.2%	15.5%	16.8%	16.0%
% of FP17s for the same patient ID Re-attending between 3 & 9 months - Children	1,212	1,945	62.3%	48.4%	47.7%	58.3%
% of FP17s for the same patient ID Re-attending between 3 & 9 months - Adults	4,072	8,293	49.1%	38.1%	38.2%	50.3%
% of FP17s for Band 1 Urgent Courses	609	9,590	6.4%	10.1%	10.6%	9.1%
% of FP17s Relating to Free Repair or Replacements	111	9,590	1.2%	0.6%	0.6%	0.8%
% of FP17s Relating to Continuations	241	9,590	2.5%	0.9%	0.8%	1.0%
% of Patients satisfied with the dentistry they have received	3	3	N/A	90.1%	89.3%	91.5%
% of Patients satisfied with the time they had to wait for an appointment	3	3	N/A	86.9%	84.4%	87.9%

* This is based on patients treated on this contract for their most recent course of treatment. Figures in italics indicate the base number of FP17s or Patient Questionnaire responses are less than 100. N/A is shown where the base number of responses is less than 10 during the period. % is calculated as Quantity/Base number*100

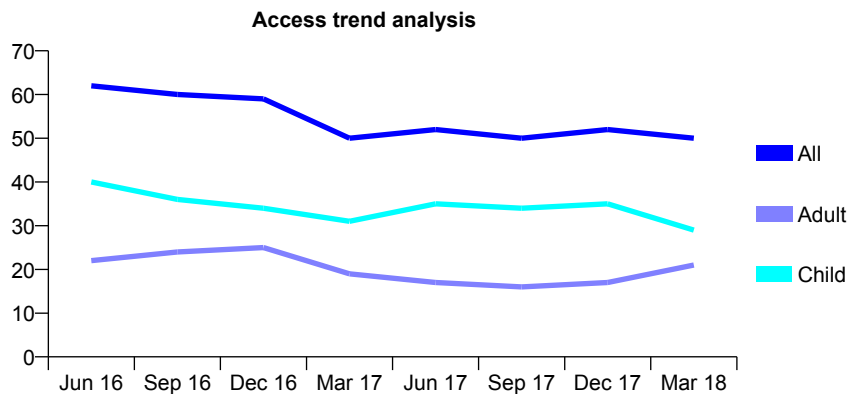
Q63 - Vital Signs At a Glance Contract Report for 998419/0001 - March 2018

Name or company name	MR AJ RUPAREL
Contract type name	GDS Contract
Purpose of contract	General
Contract start date	01/04/2006
Contract end date	

17/18 Contracted general activity (UDA)	100
Carry forward general activity (UDA)	0
17/18 Contracted orthodontic activity (UOA)	0
Carry forward orthodontic activity (UOA)	0
Baseline contract value	£2,549.65

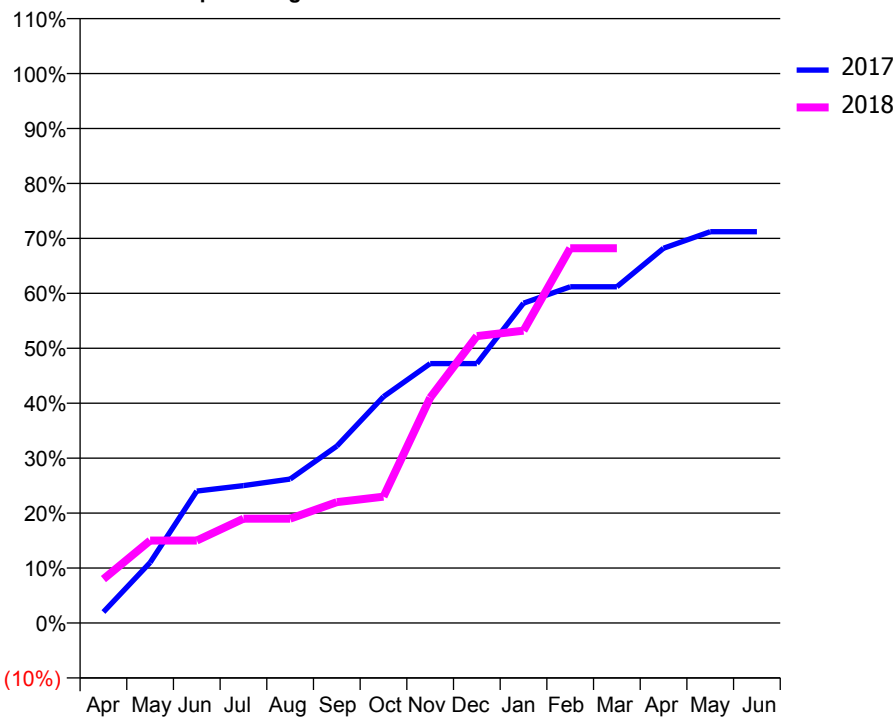
ACCESS*

Patients seen in 24 months	Total	Change since previous quarter
Quarter ending March 2017	50	
Quarter ending June 2017	52	↑
Quarter ending September 2017	50	↓
Quarter ending December 2017	52	↑
Quarter ending March 2018	50	↓
Variance since March 2017	0.0%	→



ACTIVITY

Cumulative percentage of contracted UDA delivered 2017 & 2018



Month	Adjusted Scheduled Activity (UDA)	
	2017	2018
April	2	8
May	11	15
June	24	15
July	25	19
August	26	19
September	32	22
October	41	23
November	47	41
December	47	52
January	58	53
February	61	68
March	61	68
April	68	
May	71	
June	71	

QUALITY

	Quantity	Base Number	Contract	AT	Region	England
% of FP17s for the same patient ID Re-attending within 3 months - Children	1	23	4.3%	10.1%	11.5%	11.9%
% of FP17s for the same patient ID Re-attending within 3 months - Adults	1	22	4.5%	15.5%	16.8%	16.0%
% of FP17s for the same patient ID Re-attending between 3 & 9 months - Children	1	23	4.3%	48.4%	47.7%	58.3%
% of FP17s for the same patient ID Re-attending between 3 & 9 months - Adults	4	22	18.2%	38.1%	38.2%	50.3%
% of FP17s for Band 1 Urgent Courses	1	41	2.4%	10.1%	10.6%	9.1%
% of FP17s Relating to Free Repair or Replacements	0	41	0.0%	0.6%	0.6%	0.8%
% of FP17s Relating to Continuations	0	41	0.0%	0.9%	0.8%	1.0%
% of Patients satisfied with the dentistry they have received	0	0	N/A	90.1%	89.3%	91.5%
% of Patients satisfied with the time they had to wait for an appointment	0	0	N/A	86.9%	84.4%	87.9%

* This is based on patients treated on this contract for their most recent course of treatment. Figures in italics indicate the base number of FP17s or Patient Questionnaire responses are less than 100. N/A is shown where the base number of responses is less than 10 during the period. % is calculated as Quantity/Base number*100