

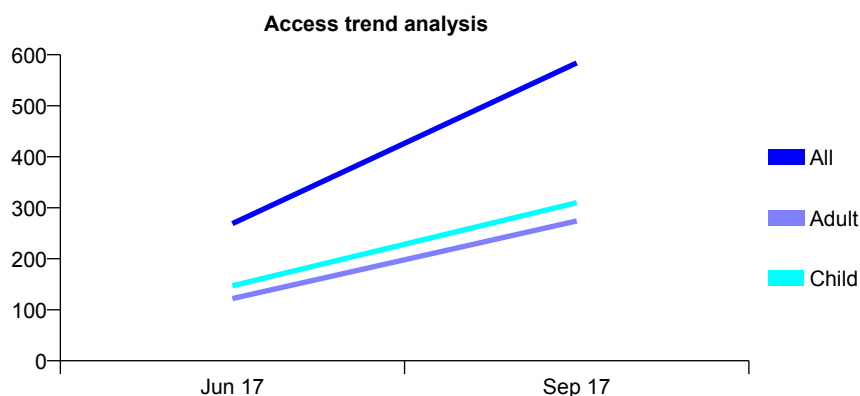
Q64 - Vital Signs At a Glance Contract Report for 100268/0000 - September 2017

Name or company name	Xeon Smiles UK Ltd
Contract type name	GDS Contract
Purpose of contract	General
Contract start date	01/04/2017
Contract end date	

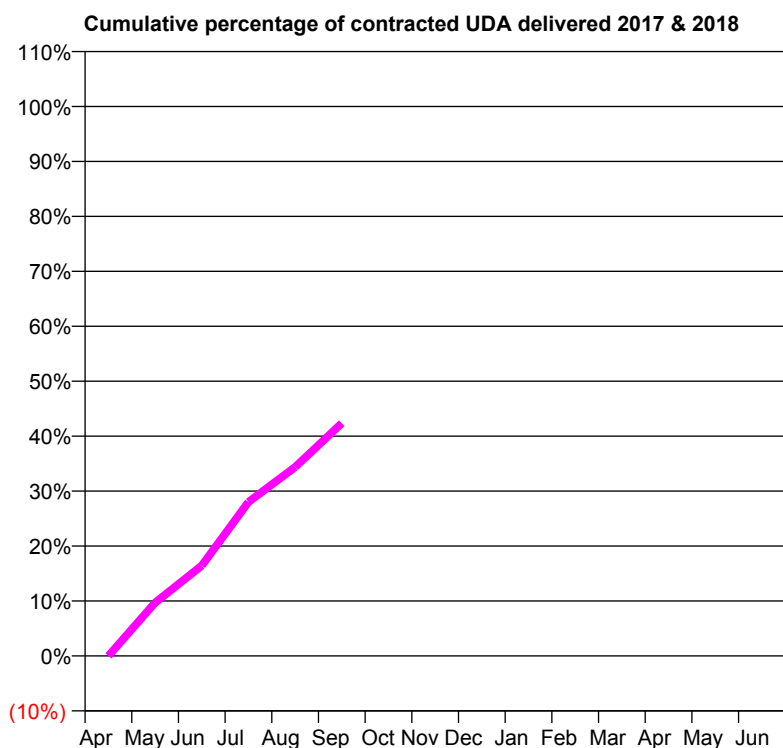
17/18 Contracted general activity (UDA)	2,000
Carry forward general activity (UDA)	0
17/18 Contracted orthodontic activity (UOA)	0
Carry forward orthodontic activity (UOA)	0
Baseline contract value	£43,539.20

ACCESS*

Patients seen in 24 months	Total	Change since previous quarter
Quarter ending September 2016	0	
Quarter ending December 2016	0	
Quarter ending March 2017	0	
Quarter ending June 2017	269	↑
Quarter ending September 2017	584	↑
Variance since September 2016	N/A	



ACTIVITY



Month	Adjusted Scheduled Activity (UDA)	
	2017	2018
April	0	0
May	0	194
June	0	329
July	0	560
August	0	688
September	0	847
October	0	
November	0	
December	0	
January	0	
February	0	
March	0	
April	0	
May	0	
June	0	

QUALITY

	Quantity	Base Number	Contract	AT	Region	England
% of FP17s for the same patient ID Re-attending within 3 months - Children	5	312	1.6%	9.1%	11.4%	11.9%
% of FP17s for the same patient ID Re-attending within 3 months - Adults	7	265	2.6%	13.4%	15.7%	15.9%
% of FP17s for the same patient ID Re-attending between 3 & 9 months - Children	7	312	2.2%	61.7%	60.6%	58.1%
% of FP17s for the same patient ID Re-attending between 3 & 9 months - Adults	8	265	3.0%	52.3%	52.0%	50.6%
% of FP17s for Band 1 Urgent Courses	21	577	3.6%	8.1%	9.6%	9.1%
% of FP17s Relating to Free Repair or Replacements	0	577	0.0%	0.7%	0.7%	0.8%
% of FP17s Relating to Continuations	0	577	0.0%	1.0%	1.0%	1.1%
% of Patients satisfied with the dentistry they have received	0	0	N/A	92.1%	91.6%	91.4%
% of Patients satisfied with the time they had to wait for an appointment	0	0	N/A	88.2%	87.9%	87.7%

* This is based on patients treated on this contract for their most recent course of treatment. Figures in italics indicate the base number of FP17s or Patient Questionnaire responses are less than 100. N/A is shown where the base number of responses is less than 10 during the period. % is calculated as Quantity/Base number*100

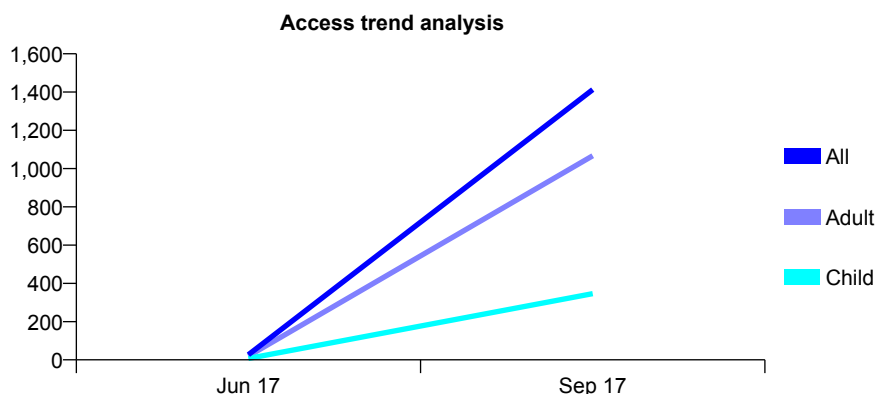
Q64 - Vital Signs At a Glance Contract Report for 100426/0000 - September 2017

Name or company name	OASIS DENTAL CARE LTD
Contract type name	PDS Contract
Purpose of contract	General
Contract start date	01/04/2017
Contract end date	31/03/2022

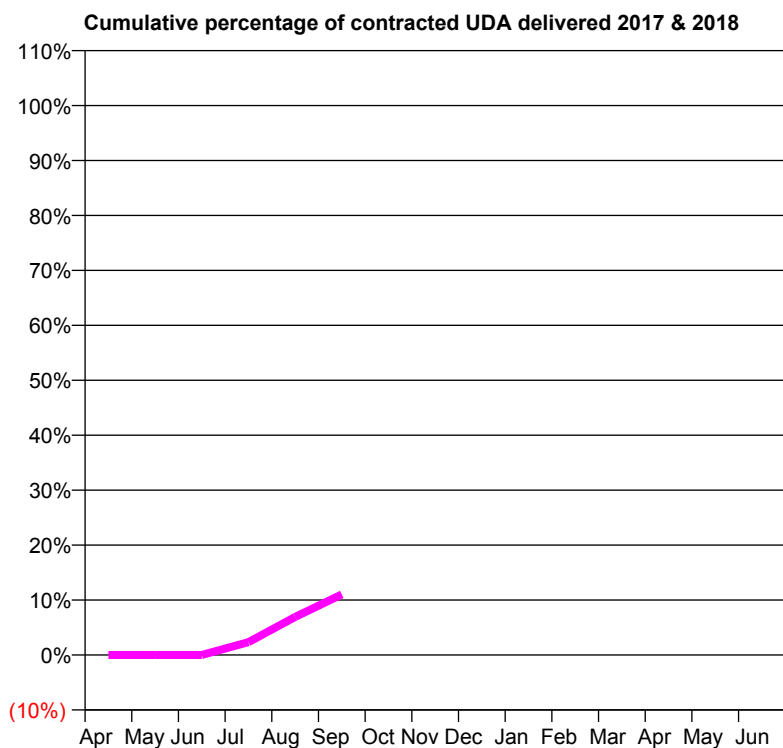
17/18 Contracted general activity (UDA)	22,359
Carry forward general activity (UDA)	0
17/18 Contracted orthodontic activity (UOA)	0
Carry forward orthodontic activity (UOA)	0
Baseline contract value	£530,985.00

ACCESS*

Patients seen in 24 months	Total	Change since previous quarter
Quarter ending September 2016	0	
Quarter ending December 2016	0	
Quarter ending March 2017	0	
Quarter ending June 2017	27	↑
Quarter ending September 2017	1,413	↑
Variance since September 2016	N/A	



ACTIVITY



Month	Adjusted Scheduled Activity (UDA)	
	2017	2018
April	0	0
May	0	0
June	0	0
July	0	526
August	0	1,547
September	0	2,466
October	0	
November	0	
December	0	
January	0	
February	0	
March	0	
April	0	
May	0	
June	0	

QUALITY

	Quantity	Base Number	Contract	AT	Region	England
% of FP17s for the same patient ID Re-attending within 3 months - Children	10	338	3.0%	9.1%	11.4%	11.9%
% of FP17s for the same patient ID Re-attending within 3 months - Adults	57	1,104	5.2%	13.4%	15.7%	15.9%
% of FP17s for the same patient ID Re-attending between 3 & 9 months - Children	0	338	0.0%	61.7%	60.6%	58.1%
% of FP17s for the same patient ID Re-attending between 3 & 9 months - Adults	4	1,104	0.4%	52.3%	52.0%	50.6%
% of FP17s for Band 1 Urgent Courses	121	1,442	8.4%	8.1%	9.6%	9.1%
% of FP17s Relating to Free Repair or Replacements	1	1,442	0.1%	0.7%	0.7%	0.8%
% of FP17s Relating to Continuations	10	1,442	0.7%	1.0%	1.0%	1.1%
% of Patients satisfied with the dentistry they have received	2	3	N/A	92.1%	91.6%	91.4%
% of Patients satisfied with the time they had to wait for an appointment	3	3	N/A	88.2%	87.9%	87.7%

* This is based on patients treated on this contract for their most recent course of treatment. Figures in italics indicate the base number of FP17s or Patient Questionnaire responses are less than 100. N/A is shown where the base number of responses is less than 10 during the period. % is calculated as Quantity/Base number*100

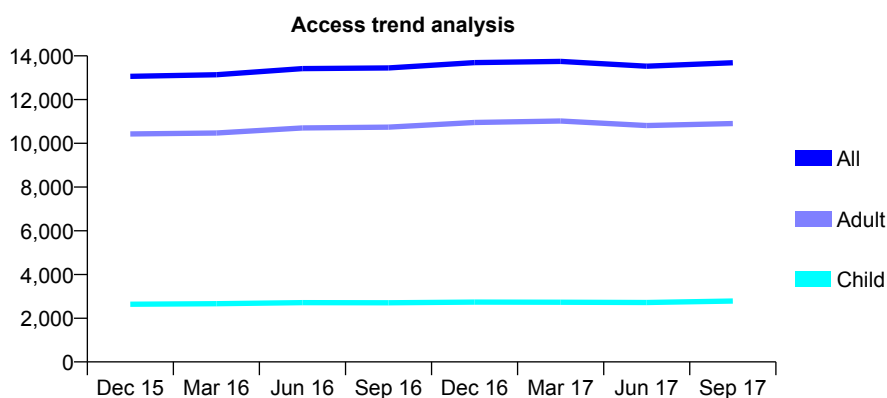
Q64 - Vital Signs At a Glance Contract Report for 101192/0008 - September 2017

Name or company name	Community Dental Centres Ltd
Contract type name	GDS Contract
Purpose of contract	General
Contract start date	01/04/2006
Contract end date	

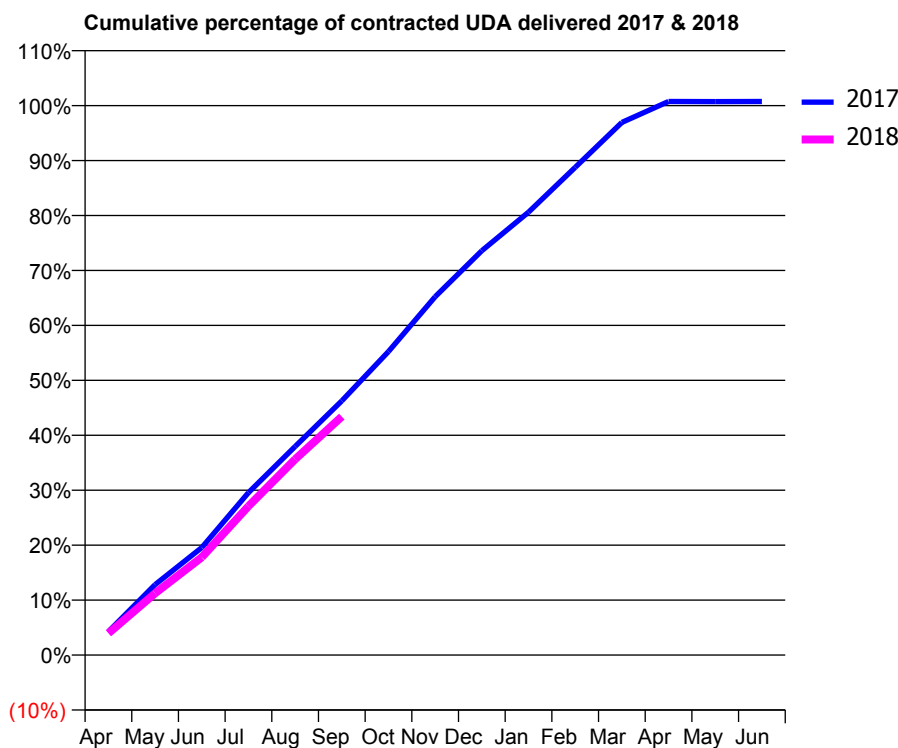
17/18 Contracted general activity (UDA)	35,500
Carry forward general activity (UDA)	-264
17/18 Contracted orthodontic activity (UOA)	0
Carry forward orthodontic activity (UOA)	0
Baseline contract value	£849,666.77

ACCESS*

Patients seen in 24 months	Total	Change since previous quarter
Quarter ending September 2016	13,449	
Quarter ending December 2016	13,690	→
Quarter ending March 2017	13,747	→
Quarter ending June 2017	13,529	↓
Quarter ending September 2017	13,688	→
Variance since September 2016	1.8%	→



ACTIVITY



Month	Adjusted Scheduled Activity (UDA)	
	2017	2018
April	1,522	1,412
May	4,550	3,995
June	6,944	6,315
July	10,494	9,616
August	13,476	12,649
September	16,426	15,411
October	19,611	
November	23,155	
December	26,127	
January	28,610	
February	31,504	
March	34,416	
April	35,761	
May	35,759	
June	35,764	

QUALITY

	Quantity	Base Number	Contract	AT	Region	England
% of FP17s for the same patient ID Re-attending within 3 months - Children	103	1,941	5.3%	9.1%	11.4%	11.9%
% of FP17s for the same patient ID Re-attending within 3 months - Adults	718	6,043	11.9%	13.4%	15.7%	15.9%
% of FP17s for the same patient ID Re-attending between 3 & 9 months - Children	1,124	1,941	57.9%	61.7%	60.6%	58.1%
% of FP17s for the same patient ID Re-attending between 3 & 9 months - Adults	2,894	6,043	47.9%	52.3%	52.0%	50.6%
% of FP17s for Band 1 Urgent Courses	535	7,356	7.3%	8.1%	9.6%	9.1%
% of FP17s Relating to Free Repair or Replacements	39	7,356	0.5%	0.7%	0.7%	0.8%
% of FP17s Relating to Continuations	100	7,356	1.4%	1.0%	1.0%	1.1%
% of Patients satisfied with the dentistry they have received	29	33	87.9%	92.1%	91.6%	91.4%
% of Patients satisfied with the time they had to wait for an appointment	29	33	87.9%	88.2%	87.9%	87.7%

* This is based on patients treated on this contract for their most recent course of treatment. Figures in italics indicate the base number of FP17s or Patient Questionnaire responses are less than 100. N/A is shown where the base number of responses is less than 10 during the period. % is calculated as Quantity/Base number*100

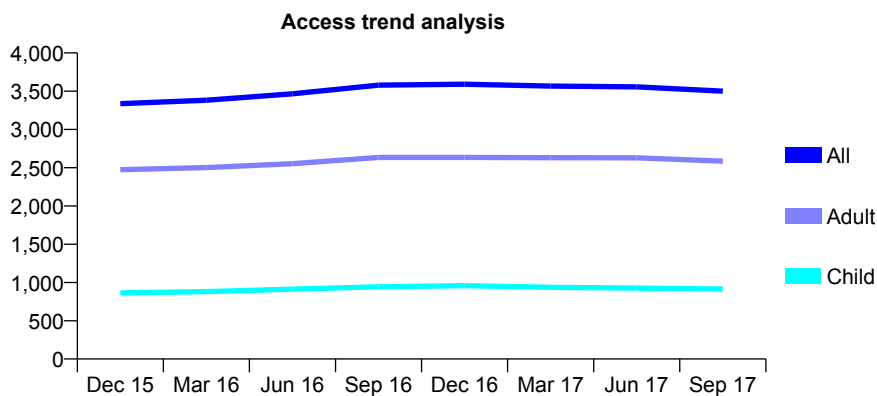
Q64 - Vital Signs At a Glance Contract Report for 101192/0010 - September 2017

Name or company name	Community Dental Centres Ltd
Contract type name	GDS Contract
Purpose of contract	General
Contract start date	01/11/2008
Contract end date	

17/18 Contracted general activity (UDA)	12,044
Carry forward general activity (UDA)	0
17/18 Contracted orthodontic activity (UOA)	0
Carry forward orthodontic activity (UOA)	0
Baseline contract value	£286,286.20

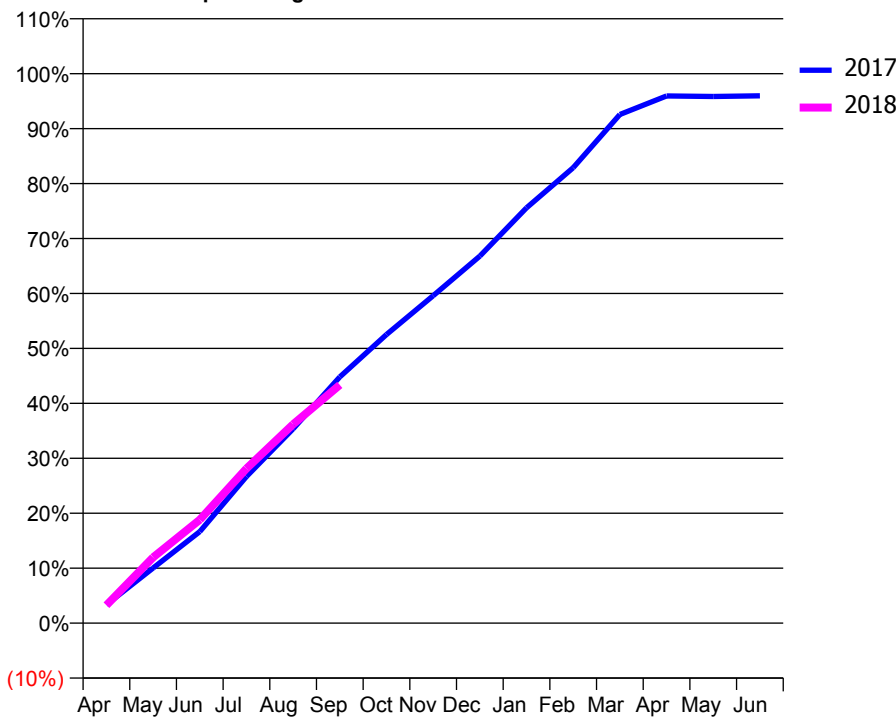
ACCESS*

Patients seen in 24 months	Total	Change since previous quarter
Quarter ending September 2016	3,579	
Quarter ending December 2016	3,591	→
Quarter ending March 2017	3,567	→
Quarter ending June 2017	3,556	→
Quarter ending September 2017	3,501	↓
Variance since September 2016	(2.2%)	↓



ACTIVITY

Cumulative percentage of contracted UDA delivered 2017 & 2018



Month	Adjusted Scheduled Activity (UDA)	
	2017	2018
April	404	393
May	1,209	1,442
June	2,007	2,268
July	3,215	3,389
August	4,260	4,359
September	5,397	5,222
October	6,328	
November	7,178	
December	8,044	
January	9,103	
February	9,983	
March	11,149	
April	11,554	
May	11,544	
June	11,557	

QUALITY

	Quantity	Base Number	Contract	AT	Region	England
% of FP17s for the same patient ID Re-attending within 3 months - Children	48	605	7.9%	9.1%	11.4%	11.9%
% of FP17s for the same patient ID Re-attending within 3 months - Adults	210	1,507	13.9%	13.4%	15.7%	15.9%
% of FP17s for the same patient ID Re-attending between 3 & 9 months - Children	375	605	62.0%	61.7%	60.6%	58.1%
% of FP17s for the same patient ID Re-attending between 3 & 9 months - Adults	744	1,507	49.4%	52.3%	52.0%	50.6%
% of FP17s for Band 1 Urgent Courses	176	1,957	9.0%	8.1%	9.6%	9.1%
% of FP17s Relating to Free Repair or Replacements	3	1,957	0.2%	0.7%	0.7%	0.8%
% of FP17s Relating to Continuations	28	1,957	1.4%	1.0%	1.0%	1.1%
% of Patients satisfied with the dentistry they have received	8	8	N/A	92.1%	91.6%	91.4%
% of Patients satisfied with the time they had to wait for an appointment	7	8	N/A	88.2%	87.9%	87.7%

* This is based on patients treated on this contract for their most recent course of treatment. Figures in italics indicate the base number of FP17s or Patient Questionnaire responses are less than 100. N/A is shown where the base number of responses is less than 10 during the period. % is calculated as Quantity/Base number*100

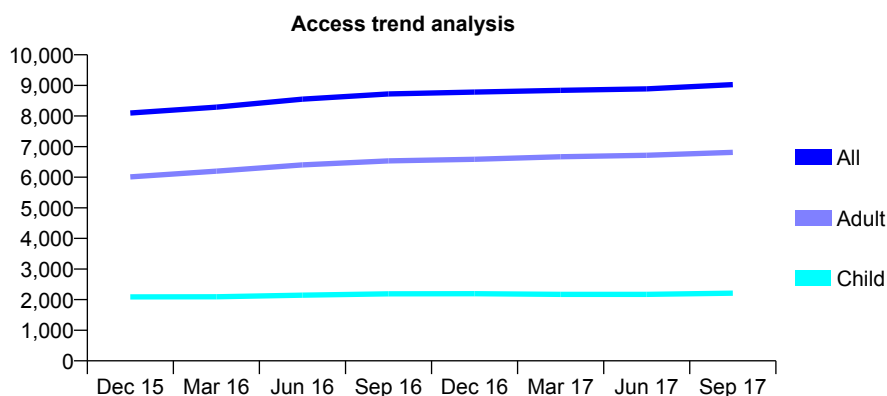
Q64 - Vital Signs At a Glance Contract Report for 101281/0022 - September 2017

Name or company name	OASIS DENTAL CARE LTD
Contract type name	PDS Contract
Purpose of contract	General
Contract start date	01/04/2006
Contract end date	17/05/2020

17/18 Contracted general activity (UDA)	26,000
Carry forward general activity (UDA)	67
17/18 Contracted orthodontic activity (UOA)	0
Carry forward orthodontic activity (UOA)	0
Baseline contract value	£607,598.21

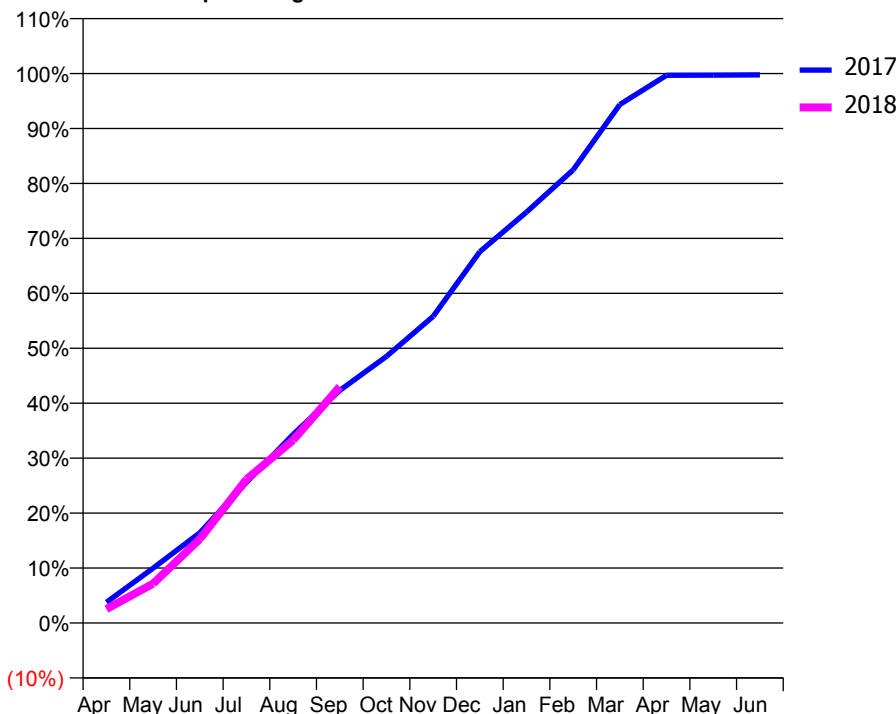
ACCESS*

Patients seen in 24 months	Total	Change since previous quarter
Quarter ending September 2016	8,723	
Quarter ending December 2016	8,780	→
Quarter ending March 2017	8,839	→
Quarter ending June 2017	8,888	→
Quarter ending September 2017	9,025	→
Variance since September 2016	3.5%	↑



ACTIVITY

Cumulative percentage of contracted UDA delivered 2017 & 2018



Month	Adjusted Scheduled Activity (UDA)	
	2017	2018
April	981	659
May	2,596	1,863
June	4,268	3,973
July	6,654	6,797
August	8,922	8,651
September	11,007	11,183
October	12,616	
November	14,511	
December	17,568	
January	19,440	
February	21,445	
March	24,536	
April	25,917	
May	25,921	
June	25,933	

QUALITY

	Quantity	Base Number	Contract	AT	Region	England
% of FP17s for the same patient ID Re-attending within 3 months - Children	104	1,631	6.4%	9.1%	11.4%	11.9%
% of FP17s for the same patient ID Re-attending within 3 months - Adults	741	4,821	15.4%	13.4%	15.7%	15.9%
% of FP17s for the same patient ID Re-attending between 3 & 9 months - Children	914	1,631	56.0%	61.7%	60.6%	58.1%
% of FP17s for the same patient ID Re-attending between 3 & 9 months - Adults	2,483	4,821	51.5%	52.3%	52.0%	50.6%
% of FP17s for Band 1 Urgent Courses	640	5,876	10.9%	8.1%	9.6%	9.1%
% of FP17s Relating to Free Repair or Replacements	31	5,876	0.5%	0.7%	0.7%	0.8%
% of FP17s Relating to Continuations	52	5,876	0.9%	1.0%	1.0%	1.1%
% of Patients satisfied with the dentistry they have received	32	34	94.1%	92.1%	91.6%	91.4%
% of Patients satisfied with the time they had to wait for an appointment	30	34	88.2%	88.2%	87.9%	87.7%

* This is based on patients treated on this contract for their most recent course of treatment. Figures in italics indicate the base number of FP17s or Patient Questionnaire responses are less than 100. N/A is shown where the base number of responses is less than 10 during the period. % is calculated as Quantity/Base number*100

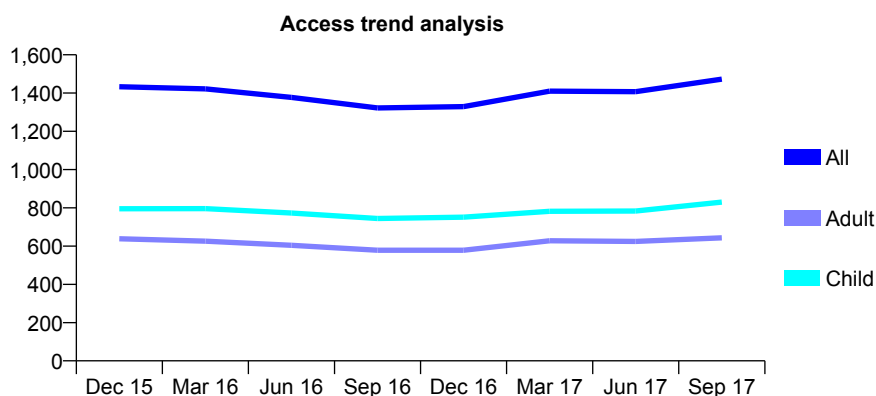
Q64 - Vital Signs At a Glance Contract Report for 101281/0110 - September 2017

Name or company name	OASIS DENTAL CARE LTD
Contract type name	PDS Contract
Purpose of contract	General
Contract start date	01/04/2006
Contract end date	30/09/2018

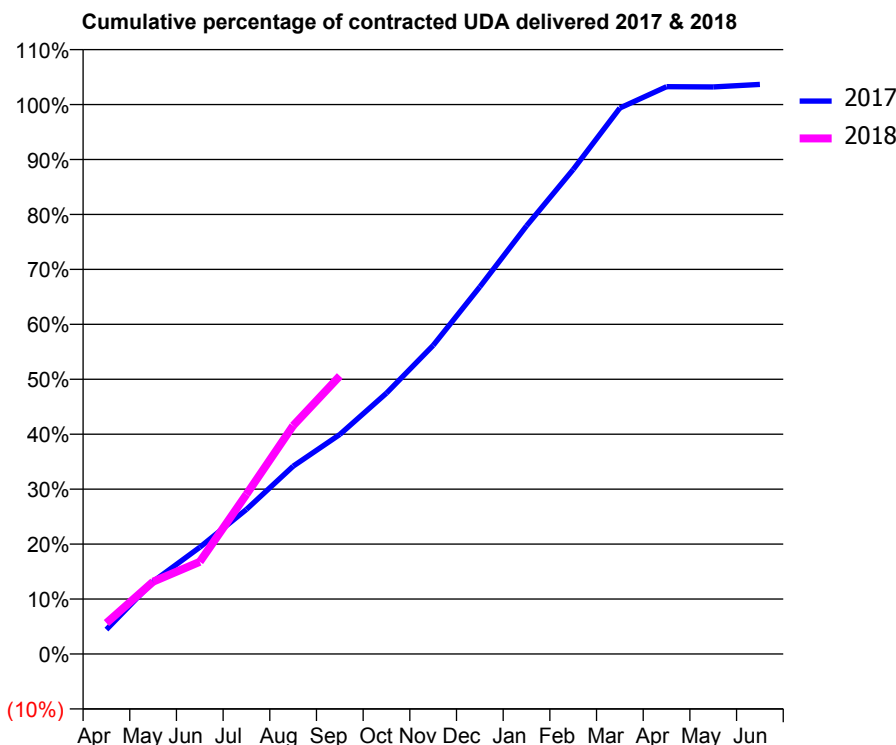
17/18 Contracted general activity (UDA)	3,915
Carry forward general activity (UDA)	-78
17/18 Contracted orthodontic activity (UOA)	0
Carry forward orthodontic activity (UOA)	0
Baseline contract value	£91,542.23

ACCESS*

Patients seen in 24 months	Total	Change since previous quarter
Quarter ending September 2016	1,322	
Quarter ending December 2016	1,329	→
Quarter ending March 2017	1,410	↑
Quarter ending June 2017	1,407	→
Quarter ending September 2017	1,473	↑
Variance since September 2016	11.4%	↑



ACTIVITY



Month	Adjusted Scheduled Activity (UDA)	
	2017	2018
April	175	221
May	516	516
June	761	657
July	1,031	1,138
August	1,339	1,627
September	1,564	1,982
October	1,859	
November	2,199	
December	2,616	
January	3,050	
February	3,452	
March	3,890	
April	4,042	
May	4,040	
June	4,058	

QUALITY

	Quantity	Base Number	Contract	AT	Region	England
% of FP17s for the same patient ID Re-attending within 3 months - Children	54	687	7.9%	9.1%	11.4%	11.9%
% of FP17s for the same patient ID Re-attending within 3 months - Adults	83	433	19.2%	13.4%	15.7%	15.9%
% of FP17s for the same patient ID Re-attending between 3 & 9 months - Children	379	687	55.2%	61.7%	60.6%	58.1%
% of FP17s for the same patient ID Re-attending between 3 & 9 months - Adults	200	433	46.2%	52.3%	52.0%	50.6%
% of FP17s for Band 1 Urgent Courses	110	1,043	10.5%	8.1%	9.6%	9.1%
% of FP17s Relating to Free Repair or Replacements	6	1,043	0.6%	0.7%	0.7%	0.8%
% of FP17s Relating to Continuations	0	1,043	0.0%	1.0%	1.0%	1.1%
% of Patients satisfied with the dentistry they have received	0	0	N/A	92.1%	91.6%	91.4%
% of Patients satisfied with the time they had to wait for an appointment	0	0	N/A	88.2%	87.9%	87.7%

* This is based on patients treated on this contract for their most recent course of treatment. Figures in italics indicate the base number of FP17s or Patient Questionnaire responses are less than 100. N/A is shown where the base number of responses is less than 10 during the period. % is calculated as Quantity/Base number*100

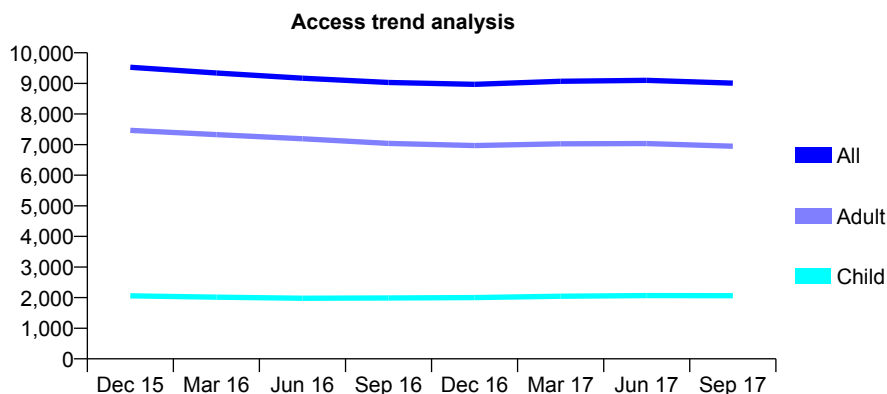
Q64 - Vital Signs At a Glance Contract Report for 101281/0188 - September 2017

Name or company name	OASIS DENTAL CARE LTD
Contract type name	GDS Contract
Purpose of contract	General
Contract start date	23/10/2008
Contract end date	

17/18 Contracted general activity (UDA)	32,000
Carry forward general activity (UDA)	0
17/18 Contracted orthodontic activity (UOA)	0
Carry forward orthodontic activity (UOA)	0
Baseline contract value	£755,296.07

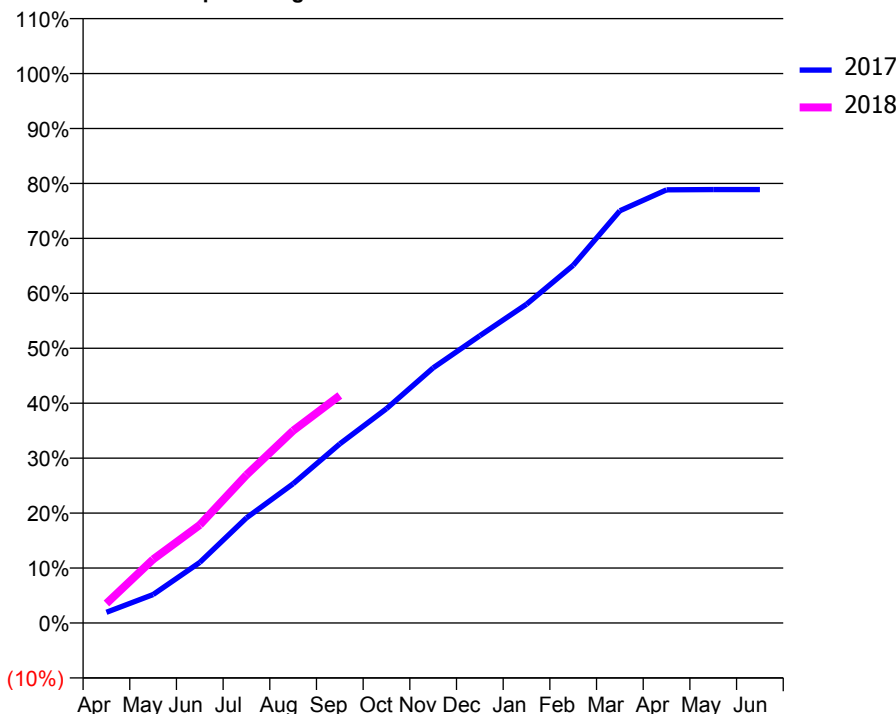
ACCESS*

Patients seen in 24 months	Total	Change since previous quarter
Quarter ending September 2016	9,030	
Quarter ending December 2016	8,971	→
Quarter ending March 2017	9,070	→
Quarter ending June 2017	9,102	→
Quarter ending September 2017	9,010	↓
Variance since September 2016	(0.2%)	→



ACTIVITY

Cumulative percentage of contracted UDA delivered 2017 & 2018



Adjusted Scheduled Activity (UDA)

Month	2017	2018
April	627	1,140
May	1,656	3,711
June	3,526	5,709
July	6,126	8,620
August	8,109	11,201
September	10,436	13,251
October	12,481	
November	14,860	
December	16,729	
January	18,560	
February	20,834	
March	24,010	
April	25,226	
May	25,244	
June	25,244	

QUALITY

	Quantity	Base Number	Contract	AT	Region	England
% of FP17s for the same patient ID Re-attending within 3 months - Children	148	1,574	9.4%	9.1%	11.4%	11.9%
% of FP17s for the same patient ID Re-attending within 3 months - Adults	875	5,148	17.0%	13.4%	15.7%	15.9%
% of FP17s for the same patient ID Re-attending between 3 & 9 months - Children	978	1,574	62.1%	61.7%	60.6%	58.1%
% of FP17s for the same patient ID Re-attending between 3 & 9 months - Adults	3,032	5,148	58.9%	52.3%	52.0%	50.6%
% of FP17s for Band 1 Urgent Courses	511	6,217	8.2%	8.1%	9.6%	9.1%
% of FP17s Relating to Free Repair or Replacements	153	6,217	2.5%	0.7%	0.7%	0.8%
% of FP17s Relating to Continuations	138	6,217	2.2%	1.0%	1.0%	1.1%
% of Patients satisfied with the dentistry they have received	38	46	82.6%	92.1%	91.6%	91.4%
% of Patients satisfied with the time they had to wait for an appointment	42	46	91.3%	88.2%	87.9%	87.7%

* This is based on patients treated on this contract for their most recent course of treatment. Figures in italics indicate the base number of FP17s or Patient Questionnaire responses are less than 100. N/A is shown where the base number of responses is less than 10 during the period. % is calculated as Quantity/Base number*100

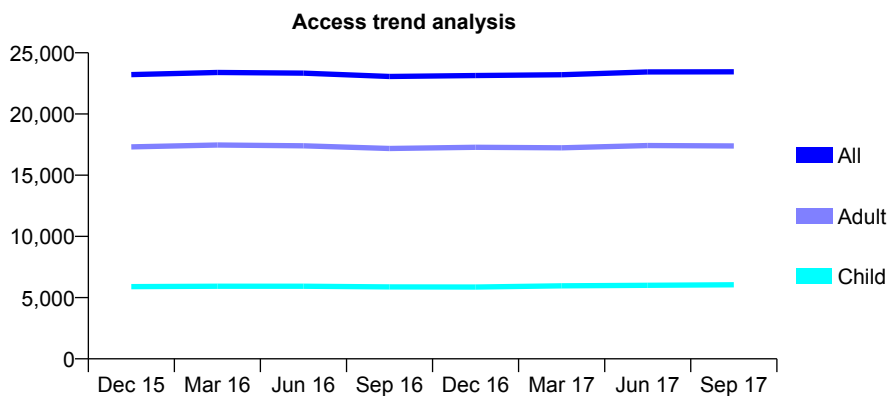
Q64 - Vital Signs At a Glance Contract Report for 101338/0028 - September 2017

Name or company name	Whitecross Dental Care Limited
Contract type name	GDS Contract
Purpose of contract	General
Contract start date	01/04/2006
Contract end date	

17/18 Contracted general activity (UDA)	64,500
Carry forward general activity (UDA)	-137
17/18 Contracted orthodontic activity (UOA)	0
Carry forward orthodontic activity (UOA)	0
Baseline contract value	£1,496,865.31

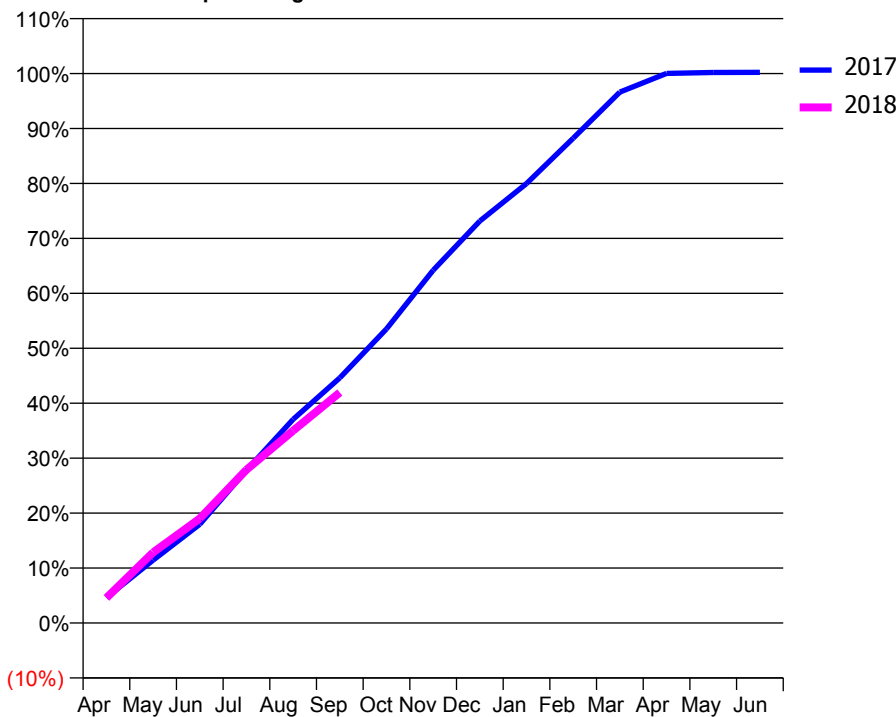
ACCESS*

Patients seen in 24 months	Total	Change since previous quarter
Quarter ending September 2016	23,063	
Quarter ending December 2016	23,146	→
Quarter ending March 2017	23,203	→
Quarter ending June 2017	23,435	→
Quarter ending September 2017	23,447	→
Variance since September 2016	1.7%	→



ACTIVITY

Cumulative percentage of contracted UDA delivered 2017 & 2018



Month	Adjusted Scheduled Activity (UDA)	
	2017	2018
April	2,987	2,954
May	7,386	8,289
June	11,596	12,257
July	17,926	17,989
August	23,904	22,582
September	28,780	27,053
October	34,527	
November	41,415	
December	47,177	
January	51,587	
February	56,897	
March	62,326	
April	64,508	
May	64,615	
June	64,637	

QUALITY

	Quantity	Base Number	Contract	AT	Region	England
% of FP17s for the same patient ID Re-attending within 3 months - Children	295	4,383	6.7%	9.1%	11.4%	11.9%
% of FP17s for the same patient ID Re-attending within 3 months - Adults	922	9,468	9.7%	13.4%	15.7%	15.9%
% of FP17s for the same patient ID Re-attending between 3 & 9 months - Children	2,667	4,383	60.8%	61.7%	60.6%	58.1%
% of FP17s for the same patient ID Re-attending between 3 & 9 months - Adults	4,555	9,468	48.1%	52.3%	52.0%	50.6%
% of FP17s for Band 1 Urgent Courses	549	12,963	4.2%	8.1%	9.6%	9.1%
% of FP17s Relating to Free Repair or Replacements	94	12,963	0.7%	0.7%	0.7%	0.8%
% of FP17s Relating to Continuations	219	12,963	1.7%	1.0%	1.0%	1.1%
% of Patients satisfied with the dentistry they have received	63	68	92.6%	92.1%	91.6%	91.4%
% of Patients satisfied with the time they had to wait for an appointment	63	68	92.6%	88.2%	87.9%	87.7%

* This is based on patients treated on this contract for their most recent course of treatment. Figures in italics indicate the base number of FP17s or Patient Questionnaire responses are less than 100. N/A is shown where the base number of responses is less than 10 during the period. % is calculated as Quantity/Base number*100

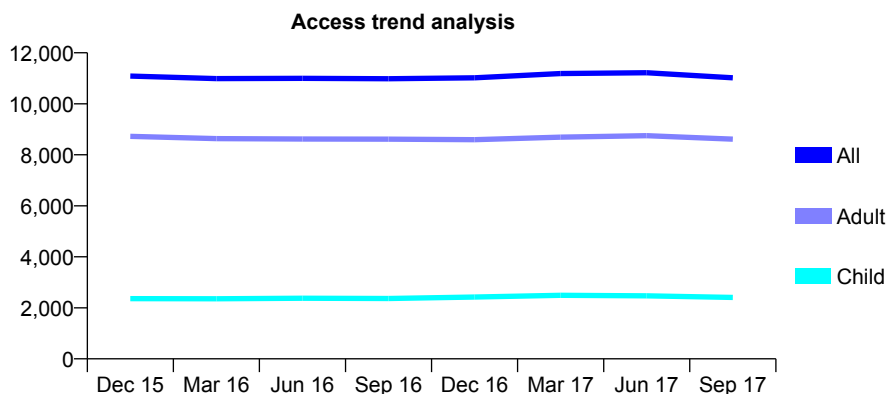
Q64 - Vital Signs At a Glance Contract Report for 101338/0031 - September 2017

Name or company name	Whitecross Dental Care Limited
Contract type name	GDS Contract
Purpose of contract	General
Contract start date	01/04/2006
Contract end date	

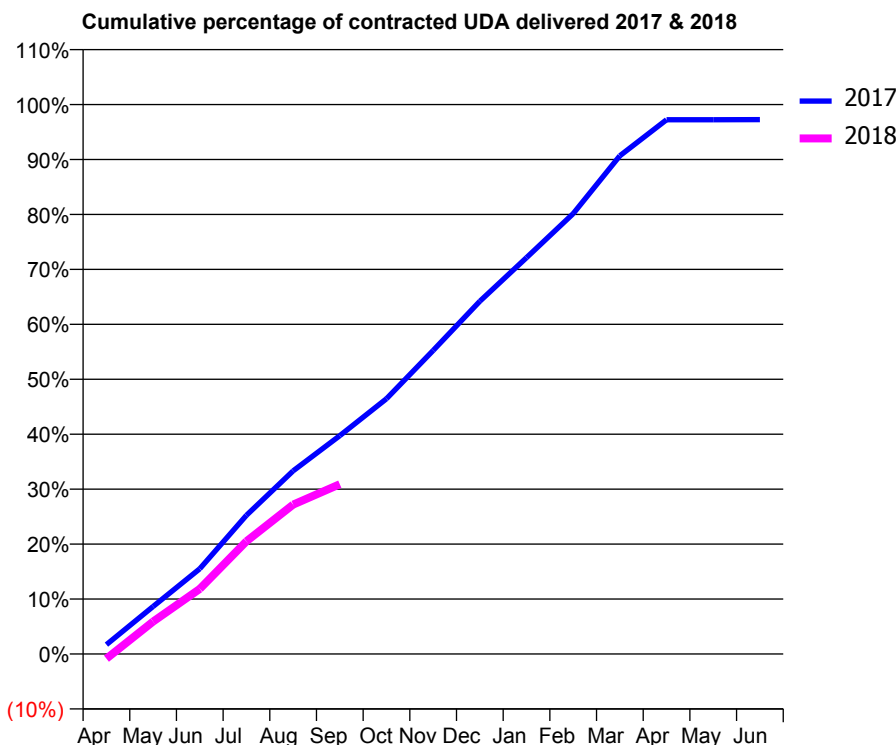
17/18 Contracted general activity (UDA)	33,300
Carry forward general activity (UDA)	920
17/18 Contracted orthodontic activity (UOA)	0
Carry forward orthodontic activity (UOA)	0
Baseline contract value	£798,873.43

ACCESS*

Patients seen in 24 months	Total	Change since previous quarter
Quarter ending September 2016	10,983	
Quarter ending December 2016	11,017	→
Quarter ending March 2017	11,187	→
Quarter ending June 2017	11,220	→
Quarter ending September 2017	11,020	↓
Variance since September 2016	0.3%	→



ACTIVITY



Month	Adjusted Scheduled Activity (UDA)	
	2017	2018
April	571	-286
May	2,878	1,968
June	5,164	3,949
July	8,405	6,835
August	11,102	9,052
September	13,229	10,288
October	15,470	
November	18,399	
December	21,376	
January	24,024	
February	26,686	
March	30,196	
April	32,377	
May	32,378	
June	32,380	

QUALITY

	Quantity	Base Number	Contract	AT	Region	England
% of FP17s for the same patient ID Re-attending within 3 months - Children	116	1,263	9.2%	9.1%	11.4%	11.9%
% of FP17s for the same patient ID Re-attending within 3 months - Adults	538	4,023	13.4%	13.4%	15.7%	15.9%
% of FP17s for the same patient ID Re-attending between 3 & 9 months - Children	502	1,263	39.7%	61.7%	60.6%	58.1%
% of FP17s for the same patient ID Re-attending between 3 & 9 months - Adults	1,438	4,023	35.7%	52.3%	52.0%	50.6%
% of FP17s for Band 1 Urgent Courses	348	4,692	7.4%	8.1%	9.6%	9.1%
% of FP17s Relating to Free Repair or Replacements	70	4,692	1.5%	0.7%	0.7%	0.8%
% of FP17s Relating to Continuations	112	4,692	2.4%	1.0%	1.0%	1.1%
% of Patients satisfied with the dentistry they have received	33	35	94.3%	92.1%	91.6%	91.4%
% of Patients satisfied with the time they had to wait for an appointment	33	35	94.3%	88.2%	87.9%	87.7%

* This is based on patients treated on this contract for their most recent course of treatment. Figures in italics indicate the base number of FP17s or Patient Questionnaire responses are less than 100. N/A is shown where the base number of responses is less than 10 during the period. % is calculated as Quantity/Base number*100

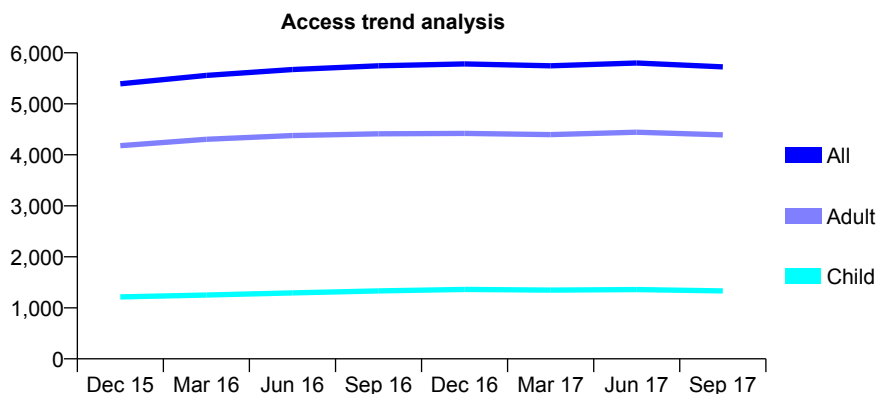
Q64 - Vital Signs At a Glance Contract Report for 101338/0109 - September 2017

Name or company name	Whitecross Dental Care Limited
Contract type name	GDS Contract
Purpose of contract	General
Contract start date	18/01/2010
Contract end date	

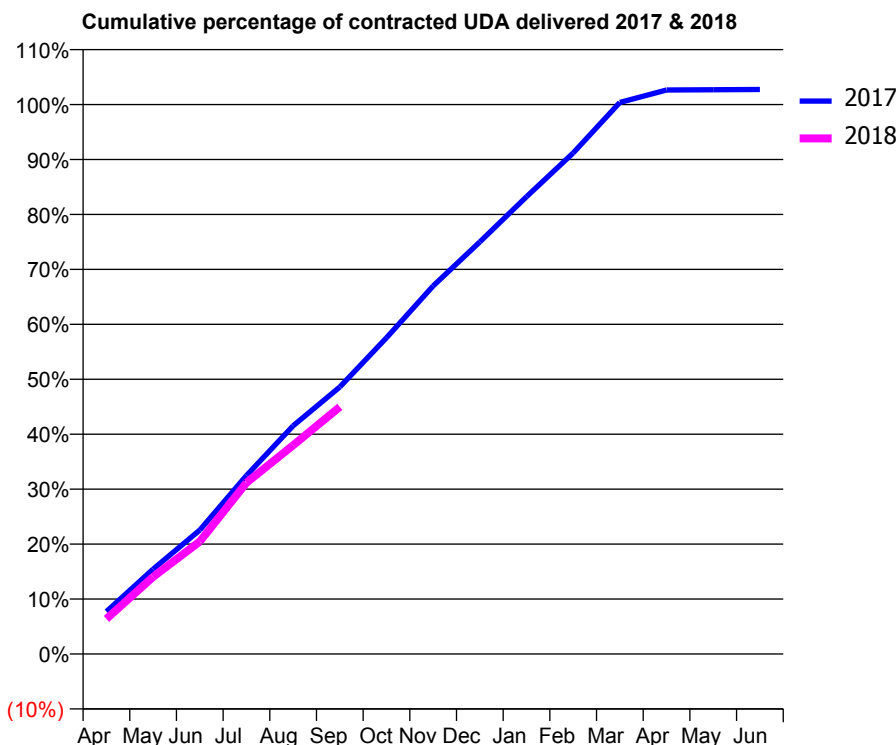
17/18 Contracted general activity (UDA)	13,023
Carry forward general activity (UDA)	-261
17/18 Contracted orthodontic activity (UOA)	0
Carry forward orthodontic activity (UOA)	0
Baseline contract value	£343,221.36

ACCESS*

Patients seen in 24 months	Total	Change since previous quarter
Quarter ending September 2016	5,745	
Quarter ending December 2016	5,781	→
Quarter ending March 2017	5,746	→
Quarter ending June 2017	5,799	→
Quarter ending September 2017	5,723	↓
Variance since September 2016	(0.4%)	→



ACTIVITY



Month	Adjusted Scheduled Activity (UDA)	
	2017	2018
April	1,006	832
May	2,010	1,827
June	2,938	2,665
July	4,231	4,059
August	5,409	4,948
September	6,329	5,858
October	7,493	
November	8,725	
December	9,768	
January	10,837	
February	11,874	
March	13,072	
April	13,365	
May	13,374	
June	13,378	

QUALITY

	Quantity	Base Number	Contract	AT	Region	England
% of FP17s for the same patient ID Re-attending within 3 months - Children	67	954	7.0%	9.1%	11.4%	11.9%
% of FP17s for the same patient ID Re-attending within 3 months - Adults	339	2,643	12.8%	13.4%	15.7%	15.9%
% of FP17s for the same patient ID Re-attending between 3 & 9 months - Children	674	954	70.6%	61.7%	60.6%	58.1%
% of FP17s for the same patient ID Re-attending between 3 & 9 months - Adults	976	2,643	36.9%	52.3%	52.0%	50.6%
% of FP17s for Band 1 Urgent Courses	289	3,416	8.5%	8.1%	9.6%	9.1%
% of FP17s Relating to Free Repair or Replacements	23	3,416	0.7%	0.7%	0.7%	0.8%
% of FP17s Relating to Continuations	75	3,416	2.2%	1.0%	1.0%	1.1%
% of Patients satisfied with the dentistry they have received	27	31	87.1%	92.1%	91.6%	91.4%
% of Patients satisfied with the time they had to wait for an appointment	26	31	83.9%	88.2%	87.9%	87.7%

* This is based on patients treated on this contract for their most recent course of treatment. Figures in italics indicate the base number of FP17s or Patient Questionnaire responses are less than 100. N/A is shown where the base number of responses is less than 10 during the period. % is calculated as Quantity/Base number*100

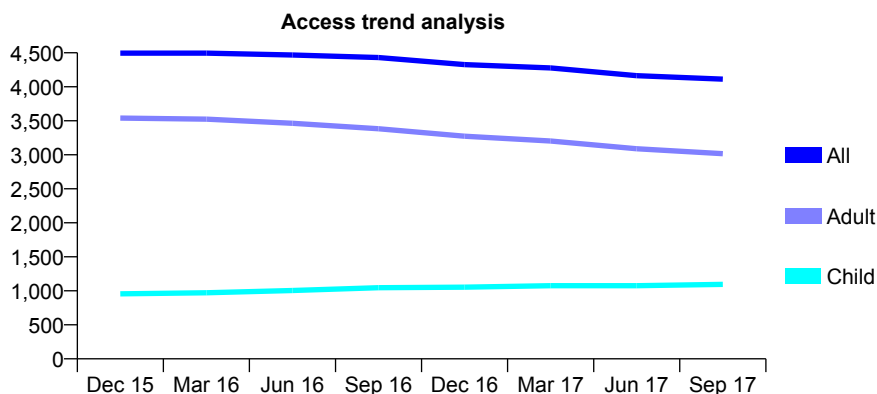
Q64 - Vital Signs At a Glance Contract Report for 101338/0110 - September 2017

Name or company name	Whitecross Dental Care Limited
Contract type name	GDS Contract
Purpose of contract	General
Contract start date	18/01/2010
Contract end date	

17/18 Contracted general activity (UDA)	11,079
Carry forward general activity (UDA)	0
17/18 Contracted orthodontic activity (UOA)	0
Carry forward orthodontic activity (UOA)	0
Baseline contract value	£291,978.81

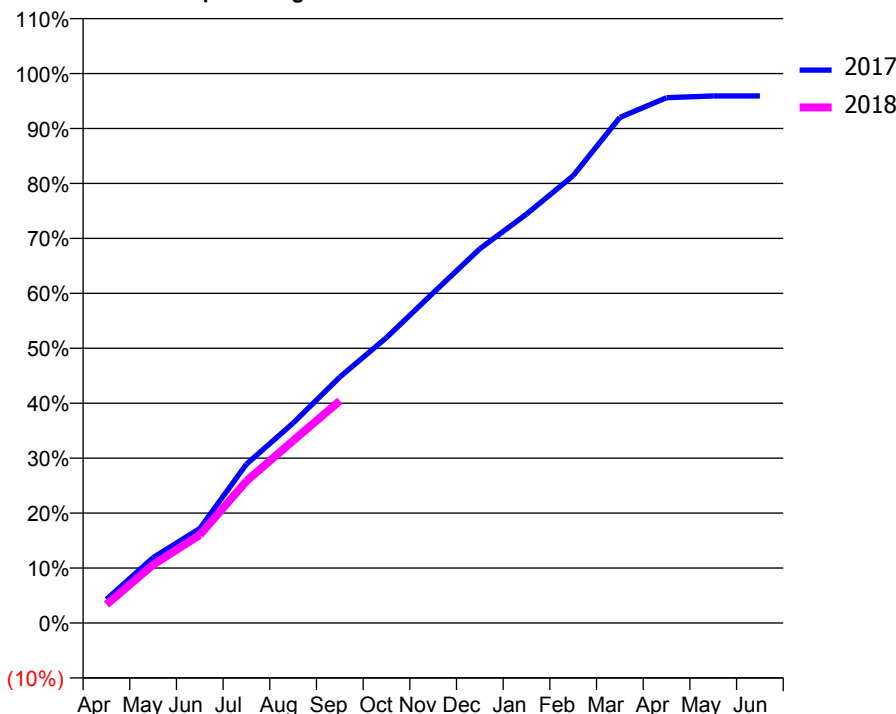
ACCESS*

Patients seen in 24 months	Total	Change since previous quarter
Quarter ending September 2016	4,430	
Quarter ending December 2016	4,327	↓
Quarter ending March 2017	4,277	↓
Quarter ending June 2017	4,164	↓
Quarter ending September 2017	4,112	↓
Variance since September 2016	(7.2%)	↓



ACTIVITY

Cumulative percentage of contracted UDA delivered 2017 & 2018



Month	Adjusted Scheduled Activity (UDA)	
	2017	2018
April	478	373
May	1,320	1,174
June	1,906	1,776
July	3,204	2,861
August	4,032	3,676
September	4,959	4,480
October	5,754	
November	6,655	
December	7,546	
January	8,245	
February	9,019	
March	10,192	
April	10,591	
May	10,627	
June	10,627	

QUALITY

	Quantity	Base Number	Contract	AT	Region	England
% of FP17s for the same patient ID Re-attending within 3 months - Children	27	730	3.7%	9.1%	11.4%	11.9%
% of FP17s for the same patient ID Re-attending within 3 months - Adults	142	1,890	7.5%	13.4%	15.7%	15.9%
% of FP17s for the same patient ID Re-attending between 3 & 9 months - Children	454	730	62.2%	61.7%	60.6%	58.1%
% of FP17s for the same patient ID Re-attending between 3 & 9 months - Adults	1,223	1,890	64.7%	52.3%	52.0%	50.6%
% of FP17s for Band 1 Urgent Courses	24	2,421	1.0%	8.1%	9.6%	9.1%
% of FP17s Relating to Free Repair or Replacements	3	2,421	0.1%	0.7%	0.7%	0.8%
% of FP17s Relating to Continuations	38	2,421	1.6%	1.0%	1.0%	1.1%
% of Patients satisfied with the dentistry they have received	23	24	95.8%	92.1%	91.6%	91.4%
% of Patients satisfied with the time they had to wait for an appointment	21	24	87.5%	88.2%	87.9%	87.7%

* This is based on patients treated on this contract for their most recent course of treatment. Figures in italics indicate the base number of FP17s or Patient Questionnaire responses are less than 100. N/A is shown where the base number of responses is less than 10 during the period. % is calculated as Quantity/Base number*100

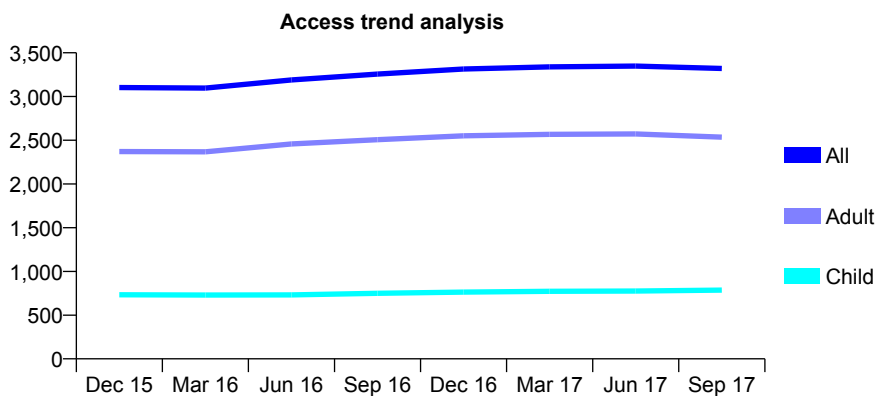
Q64 - Vital Signs At a Glance Contract Report for 101338/0112 - September 2017

Name or company name	Whitecross Dental Care Limited
Contract type name	GDS Contract
Purpose of contract	General
Contract start date	23/02/2010
Contract end date	

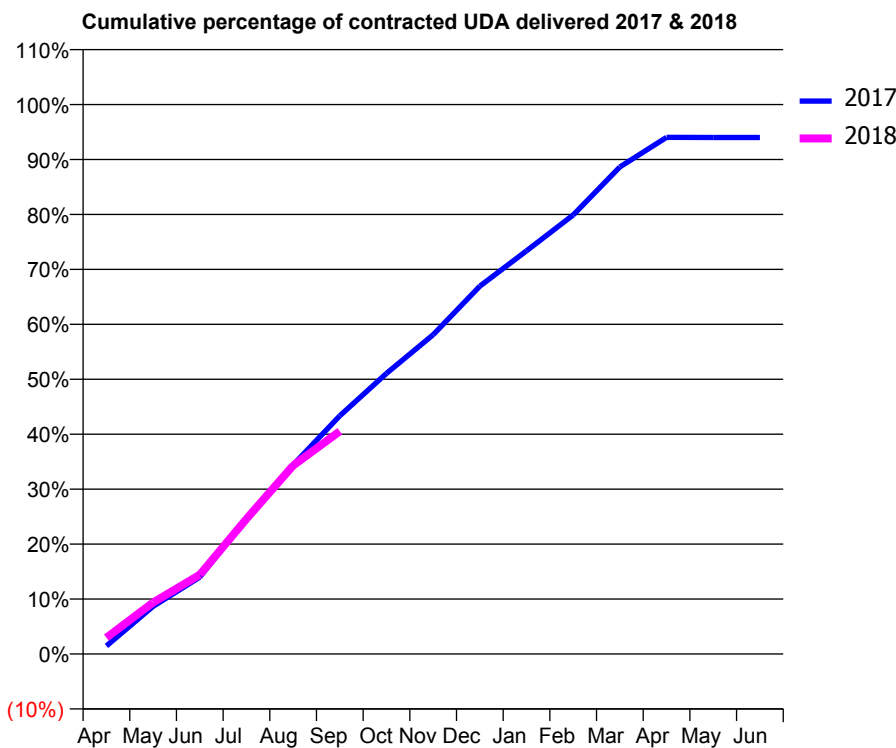
17/18 Contracted general activity (UDA)	8,000
Carry forward general activity (UDA)	0
17/18 Contracted orthodontic activity (UOA)	0
Carry forward orthodontic activity (UOA)	0
Baseline contract value	£210,868.94

ACCESS*

Patients seen in 24 months	Total	Change since previous quarter
Quarter ending September 2016	3,256	
Quarter ending December 2016	3,314	→
Quarter ending March 2017	3,339	→
Quarter ending June 2017	3,348	→
Quarter ending September 2017	3,321	→
Variance since September 2016	2.0%	→



ACTIVITY



Month	Adjusted Scheduled Activity (UDA)	
	2017	2018
April	118	238
May	695	750
June	1,119	1,155
July	1,971	1,968
August	2,754	2,744
September	3,469	3,244
October	4,086	
November	4,648	
December	5,355	
January	5,869	
February	6,392	
March	7,091	
April	7,522	
May	7,521	
June	7,521	

QUALITY

	Quantity	Base Number	Contract	AT	Region	England
% of FP17s for the same patient ID Re-attending within 3 months - Children	26	508	5.1%	9.1%	11.4%	11.9%
% of FP17s for the same patient ID Re-attending within 3 months - Adults	190	1,566	12.1%	13.4%	15.7%	15.9%
% of FP17s for the same patient ID Re-attending between 3 & 9 months - Children	291	508	57.3%	61.7%	60.6%	58.1%
% of FP17s for the same patient ID Re-attending between 3 & 9 months - Adults	868	1,566	55.4%	52.3%	52.0%	50.6%
% of FP17s for Band 1 Urgent Courses	181	1,902	9.5%	8.1%	9.6%	9.1%
% of FP17s Relating to Free Repair or Replacements	5	1,902	0.3%	0.7%	0.7%	0.8%
% of FP17s Relating to Continuations	32	1,902	1.7%	1.0%	1.0%	1.1%
% of Patients satisfied with the dentistry they have received	6	6	N/A	92.1%	91.6%	91.4%
% of Patients satisfied with the time they had to wait for an appointment	6	6	N/A	88.2%	87.9%	87.7%

* This is based on patients treated on this contract for their most recent course of treatment. Figures in italics indicate the base number of FP17s or Patient Questionnaire responses are less than 100. N/A is shown where the base number of responses is less than 10 during the period. % is calculated as Quantity/Base number*100

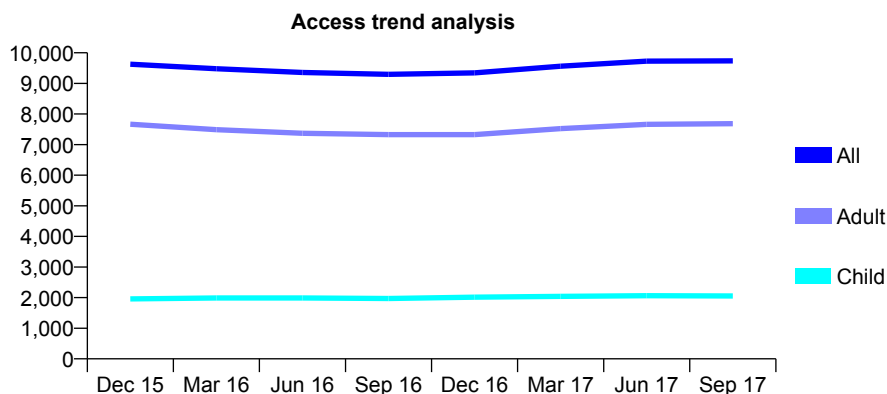
Q64 - Vital Signs At a Glance Contract Report for 101362/0040 - September 2017

Name or company name	Rodericks Dental Limited
Contract type name	PDS Plus Contract
Purpose of contract	General
Contract start date	12/09/2011
Contract end date	11/09/2021

17/18 Contracted general activity (UDA)	24,000
Carry forward general activity (UDA)	-243
17/18 Contracted orthodontic activity (UOA)	0
Carry forward orthodontic activity (UOA)	0
Baseline contract value	£320,779.52

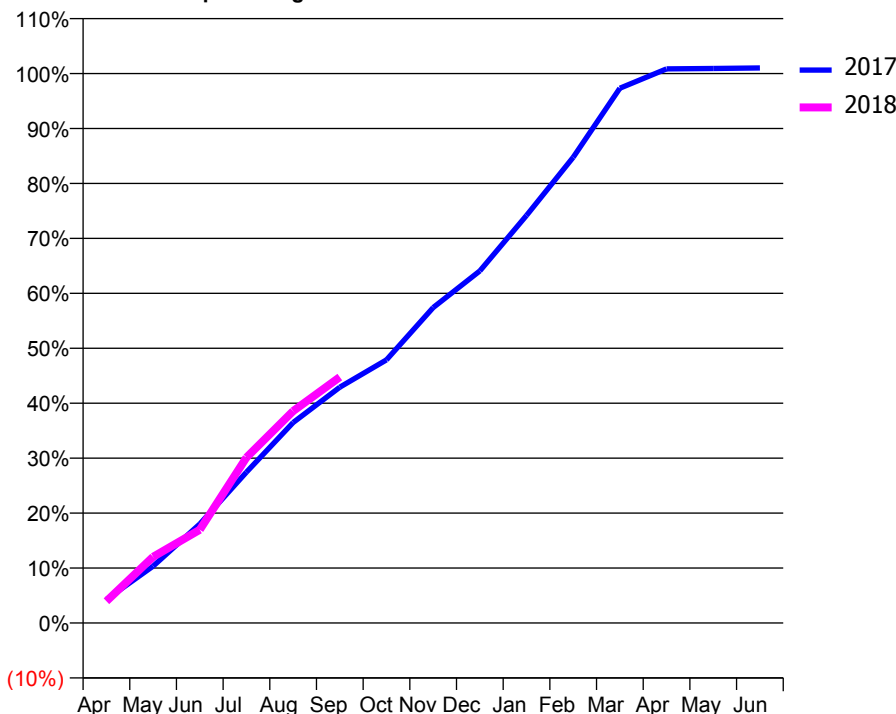
ACCESS*

Patients seen in 24 months	Total	Change since previous quarter
Quarter ending September 2016	9,298	
Quarter ending December 2016	9,343	→
Quarter ending March 2017	9,563	↑
Quarter ending June 2017	9,728	→
Quarter ending September 2017	9,736	→
Variance since September 2016	4.7%	↑



ACTIVITY

Cumulative percentage of contracted UDA delivered 2017 & 2018



Month	Adjusted Scheduled Activity (UDA)	
	2017	2018
April	1,028	955
May	2,484	2,893
June	4,325	4,072
July	6,590	7,233
August	8,757	9,259
September	10,301	10,740
October	11,492	
November	13,776	
December	15,380	
January	17,801	
February	20,338	
March	23,359	
April	24,200	
May	24,217	
June	24,243	

QUALITY

	Quantity	Base Number	Contract	AT	Region	England
% of FP17s for the same patient ID Re-attending within 3 months - Children	52	1,145	4.5%	9.1%	11.4%	11.9%
% of FP17s for the same patient ID Re-attending within 3 months - Adults	466	3,863	12.1%	13.4%	15.7%	15.9%
% of FP17s for the same patient ID Re-attending between 3 & 9 months - Children	495	1,145	43.2%	61.7%	60.6%	58.1%
% of FP17s for the same patient ID Re-attending between 3 & 9 months - Adults	1,028	3,863	26.6%	52.3%	52.0%	50.6%
% of FP17s for Band 1 Urgent Courses	547	4,682	11.7%	8.1%	9.6%	9.1%
% of FP17s Relating to Free Repair or Replacements	70	4,682	1.5%	0.7%	0.7%	0.8%
% of FP17s Relating to Continuations	16	4,682	0.3%	1.0%	1.0%	1.1%
% of Patients satisfied with the dentistry they have received	12	15	80.0%	92.1%	91.6%	91.4%
% of Patients satisfied with the time they had to wait for an appointment	12	15	80.0%	88.2%	87.9%	87.7%

* This is based on patients treated on this contract for their most recent course of treatment. Figures in italics indicate the base number of FP17s or Patient Questionnaire responses are less than 100. N/A is shown where the base number of responses is less than 10 during the period. % is calculated as Quantity/Base number*100

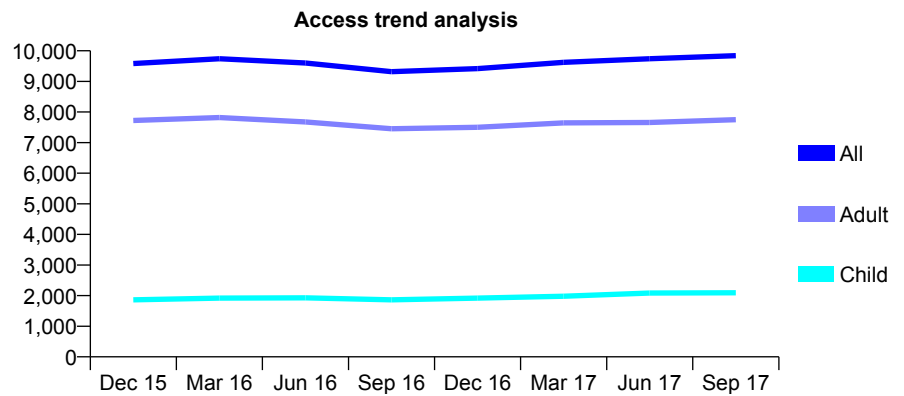
Q64 - Vital Signs At a Glance Contract Report for 101362/0042 - September 2017

Name or company name	Rodericks Dental Limited
Contract type name	PDS Plus Contract
Purpose of contract	General
Contract start date	03/01/2012
Contract end date	02/01/2022

17/18 Contracted general activity (UDA)	24,000
Carry forward general activity (UDA)	943
17/18 Contracted orthodontic activity (UOA)	0
Carry forward orthodontic activity (UOA)	0
Baseline contract value	£320,779.52

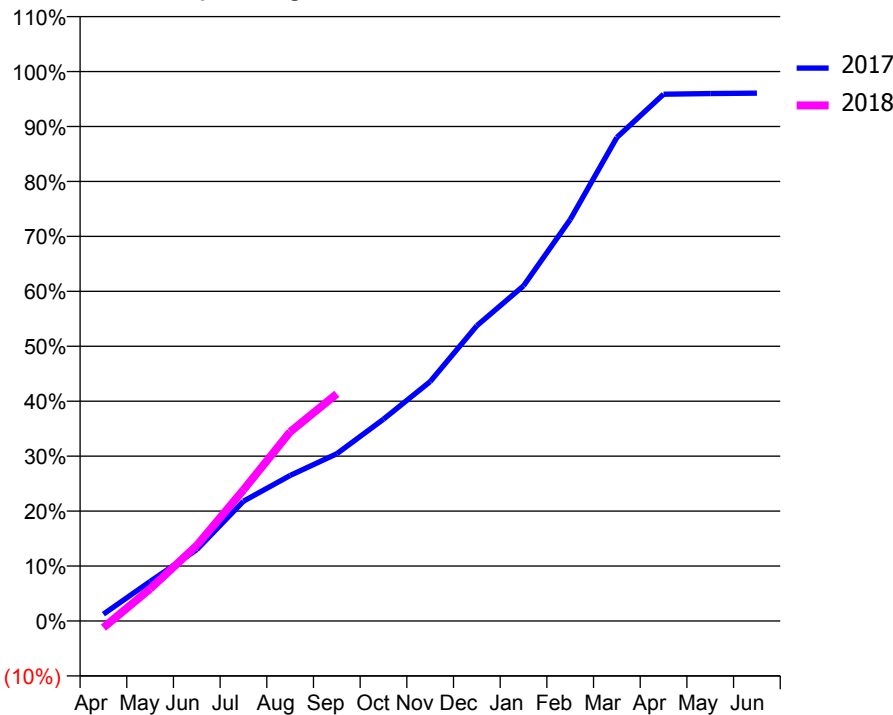
ACCESS*

Patients seen in 24 months	Total	Change since previous quarter
Quarter ending September 2016	9,316	
Quarter ending December 2016	9,418	→
Quarter ending March 2017	9,624	↑
Quarter ending June 2017	9,740	→
Quarter ending September 2017	9,842	→
Variance since September 2016	5.6%	↑



ACTIVITY

Cumulative percentage of contracted UDA delivered 2017 & 2018



Month	Adjusted Scheduled Activity (UDA)	
	2017	2018
April	298	-292
May	1,728	1,407
June	3,116	3,301
July	5,233	5,725
August	6,355	8,262
September	7,305	9,920
October	8,814	
November	10,459	
December	12,899	
January	14,639	
February	17,534	
March	21,124	
April	23,009	
May	23,036	
June	23,057	

QUALITY

	Quantity	Base Number	Contract	AT	Region	England
% of FP17s for the same patient ID Re-attending within 3 months - Children	121	1,506	8.0%	9.1%	11.4%	11.9%
% of FP17s for the same patient ID Re-attending within 3 months - Adults	720	4,223	17.0%	13.4%	15.7%	15.9%
% of FP17s for the same patient ID Re-attending between 3 & 9 months - Children	702	1,506	46.6%	61.7%	60.6%	58.1%
% of FP17s for the same patient ID Re-attending between 3 & 9 months - Adults	1,154	4,223	27.3%	52.3%	52.0%	50.6%
% of FP17s for Band 1 Urgent Courses	862	4,804	17.9%	8.1%	9.6%	9.1%
% of FP17s Relating to Free Repair or Replacements	51	4,804	1.1%	0.7%	0.7%	0.8%
% of FP17s Relating to Continuations	39	4,804	0.8%	1.0%	1.0%	1.1%
% of Patients satisfied with the dentistry they have received	22	24	91.7%	92.1%	91.6%	91.4%
% of Patients satisfied with the time they had to wait for an appointment	16	24	66.7%	88.2%	87.9%	87.7%

* This is based on patients treated on this contract for their most recent course of treatment. Figures in italics indicate the base number of FP17s or Patient Questionnaire responses are less than 100. N/A is shown where the base number of responses is less than 10 during the period. % is calculated as Quantity/Base number*100

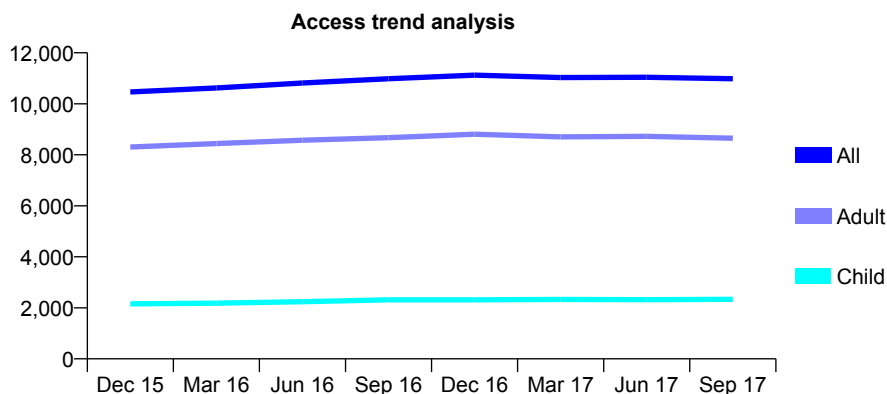
Q64 - Vital Signs At a Glance Contract Report for 101370/0075 - September 2017

Name or company name	Petrie Tucker and Partners Ltd
Contract type name	GDS Contract
Purpose of contract	General
Contract start date	01/04/2007
Contract end date	

17/18 Contracted general activity (UDA)	32,500
Carry forward general activity (UDA)	-309
17/18 Contracted orthodontic activity (UOA)	0
Carry forward orthodontic activity (UOA)	0
Baseline contract value	£692,776.19

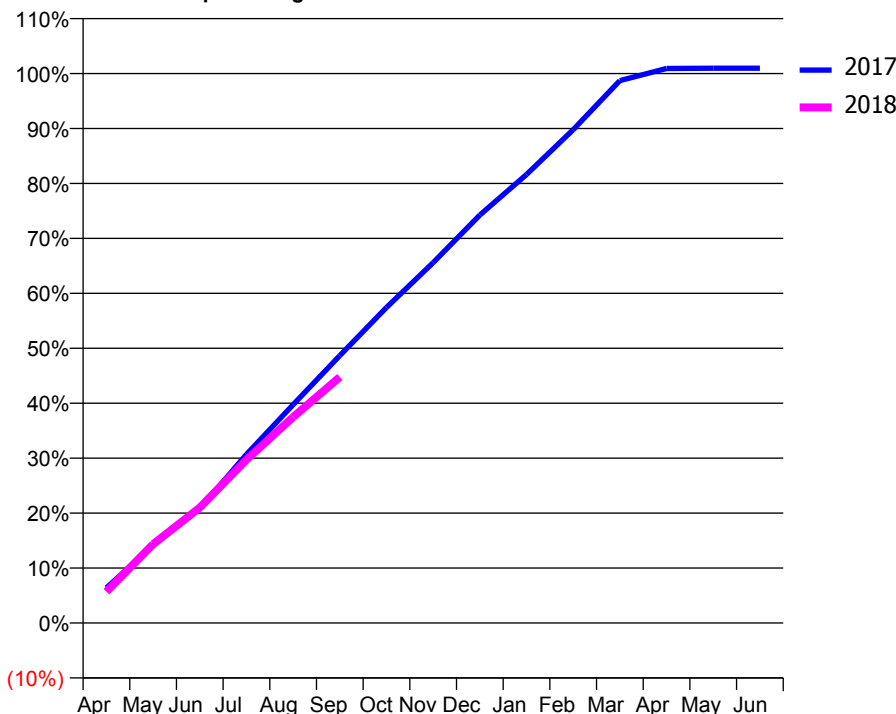
ACCESS*

Patients seen in 24 months	Total	Change since previous quarter
Quarter ending September 2016	10,982	
Quarter ending December 2016	11,125	→
Quarter ending March 2017	11,031	→
Quarter ending June 2017	11,042	→
Quarter ending September 2017	10,984	→
Variance since September 2016	0.0%	→



ACTIVITY

Cumulative percentage of contracted UDA delivered 2017 & 2018



Month	Adjusted Scheduled Activity (UDA)	
	2017	2018
April	2,075	1,855
May	4,591	4,663
June	6,759	6,822
July	9,973	9,660
August	12,915	12,178
September	15,813	14,544
October	18,662	
November	21,318	
December	24,130	
January	26,524	
February	29,178	
March	32,080	
April	32,793	
May	32,809	
June	32,809	

QUALITY

	Quantity	Base Number	Contract	AT	Region	England
% of FP17s for the same patient ID Re-attending within 3 months - Children	67	1,578	4.2%	9.1%	11.4%	11.9%
% of FP17s for the same patient ID Re-attending within 3 months - Adults	505	5,062	10.0%	13.4%	15.7%	15.9%
% of FP17s for the same patient ID Re-attending between 3 & 9 months - Children	927	1,578	58.7%	61.7%	60.6%	58.1%
% of FP17s for the same patient ID Re-attending between 3 & 9 months - Adults	2,321	5,062	45.9%	52.3%	52.0%	50.6%
% of FP17s for Band 1 Urgent Courses	190	6,289	3.0%	8.1%	9.6%	9.1%
% of FP17s Relating to Free Repair or Replacements	25	6,289	0.4%	0.7%	0.7%	0.8%
% of FP17s Relating to Continuations	122	6,289	1.9%	1.0%	1.0%	1.1%
% of Patients satisfied with the dentistry they have received	42	47	89.4%	92.1%	91.6%	91.4%
% of Patients satisfied with the time they had to wait for an appointment	36	47	76.6%	88.2%	87.9%	87.7%

* This is based on patients treated on this contract for their most recent course of treatment. Figures in italics indicate the base number of FP17s or Patient Questionnaire responses are less than 100. N/A is shown where the base number of responses is less than 10 during the period. % is calculated as Quantity/Base number*100

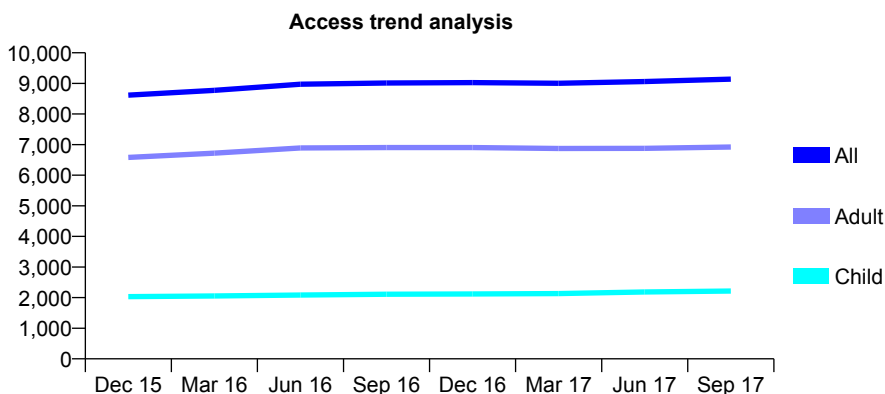
Q64 - Vital Signs At a Glance Contract Report for 101435/0034 - September 2017

Name or company name	IDH Limited
Contract type name	GDS Contract
Purpose of contract	General
Contract start date	01/04/2006
Contract end date	

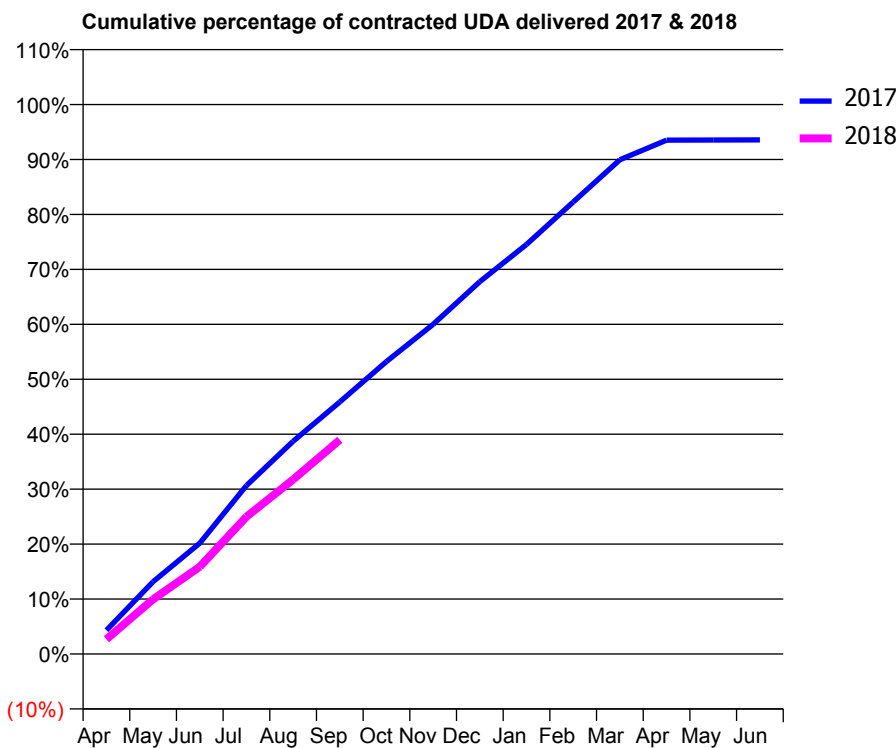
17/18 Contracted general activity (UDA)	27,180
Carry forward general activity (UDA)	0
17/18 Contracted orthodontic activity (UOA)	0
Carry forward orthodontic activity (UOA)	0
Baseline contract value	£627,533.14

ACCESS*

Patients seen in 24 months	Total	Change since previous quarter
Quarter ending September 2016	9,013	
Quarter ending December 2016	9,027	→
Quarter ending March 2017	9,003	→
Quarter ending June 2017	9,062	→
Quarter ending September 2017	9,139	→
Variance since September 2016	1.4%	→



ACTIVITY



Month	Adjusted Scheduled Activity (UDA)	
	2017	2018
April	1,178	726
May	3,577	2,708
June	5,484	4,318
July	8,335	6,791
August	10,526	8,628
September	12,470	10,593
October	14,466	
November	16,310	
December	18,416	
January	20,256	
February	22,357	
March	24,447	
April	25,415	
May	25,424	
June	25,427	

QUALITY

	Quantity	Base Number	Contract	AT	Region	England
% of FP17s for the same patient ID Re-attending within 3 months - Children	59	1,346	4.4%	9.1%	11.4%	11.9%
% of FP17s for the same patient ID Re-attending within 3 months - Adults	304	3,730	8.2%	13.4%	15.7%	15.9%
% of FP17s for the same patient ID Re-attending between 3 & 9 months - Children	603	1,346	44.8%	61.7%	60.6%	58.1%
% of FP17s for the same patient ID Re-attending between 3 & 9 months - Adults	1,675	3,730	44.9%	52.3%	52.0%	50.6%
% of FP17s for Band 1 Urgent Courses	200	4,718	4.2%	8.1%	9.6%	9.1%
% of FP17s Relating to Free Repair or Replacements	15	4,718	0.3%	0.7%	0.7%	0.8%
% of FP17s Relating to Continuations	63	4,718	1.3%	1.0%	1.0%	1.1%
% of Patients satisfied with the dentistry they have received	20	22	90.9%	92.1%	91.6%	91.4%
% of Patients satisfied with the time they had to wait for an appointment	18	22	81.8%	88.2%	87.9%	87.7%

* This is based on patients treated on this contract for their most recent course of treatment. Figures in italics indicate the base number of FP17s or Patient Questionnaire responses are less than 100. N/A is shown where the base number of responses is less than 10 during the period. % is calculated as Quantity/Base number*100

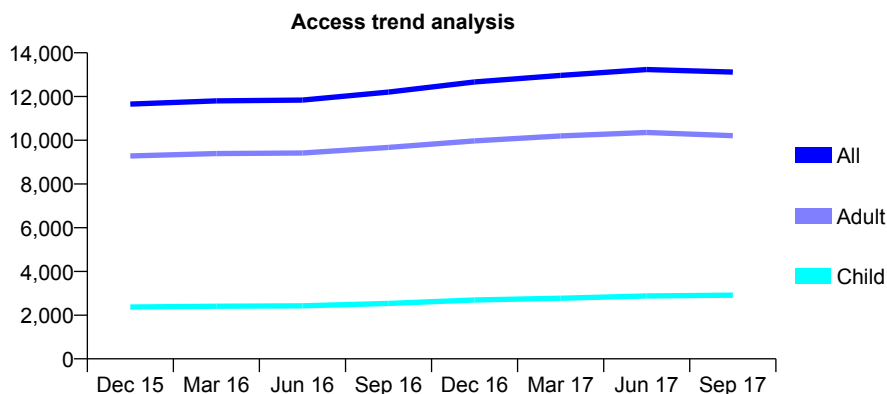
Q64 - Vital Signs At a Glance Contract Report for 101435/0068 - September 2017

Name or company name	IDH Limited
Contract type name	GDS Contract
Purpose of contract	General
Contract start date	20/08/2007
Contract end date	

17/18 Contracted general activity (UDA)	32,000
Carry forward general activity (UDA)	360
17/18 Contracted orthodontic activity (UOA)	0
Carry forward orthodontic activity (UOA)	0
Baseline contract value	£641,669.42

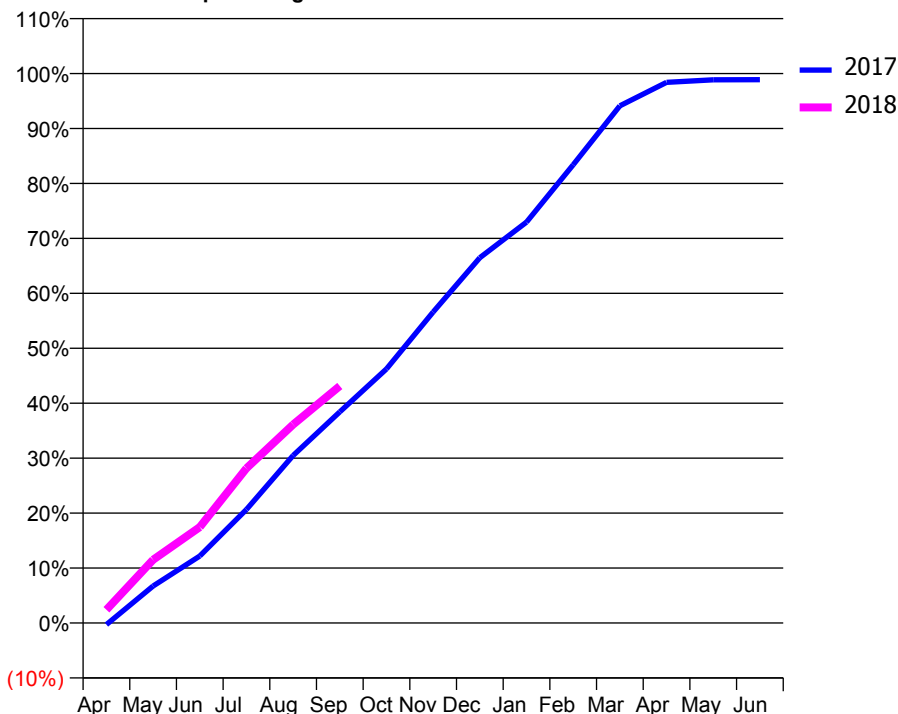
ACCESS*

Patients seen in 24 months	Total	Change since previous quarter
Quarter ending September 2016	12,204	
Quarter ending December 2016	12,665	↑
Quarter ending March 2017	12,968	↑
Quarter ending June 2017	13,232	↑
Quarter ending September 2017	13,116	→
Variance since September 2016	7.5%	↑



ACTIVITY

Cumulative percentage of contracted UDA delivered 2017 & 2018



Month	Adjusted Scheduled Activity (UDA)	
	2017	2018
April	-97	769
May	2,155	3,681
June	3,905	5,585
July	6,610	9,014
August	9,756	11,562
September	12,300	13,805
October	14,801	
November	18,115	
December	21,274	
January	23,350	
February	26,682	
March	30,122	
April	31,487	
May	31,634	
June	31,640	

QUALITY

	Quantity	Base Number	Contract	AT	Region	England
% of FP17s for the same patient ID Re-attending within 3 months - Children	108	1,684	6.4%	9.1%	11.4%	11.9%
% of FP17s for the same patient ID Re-attending within 3 months - Adults	625	5,284	11.8%	13.4%	15.7%	15.9%
% of FP17s for the same patient ID Re-attending between 3 & 9 months - Children	767	1,684	45.5%	61.7%	60.6%	58.1%
% of FP17s for the same patient ID Re-attending between 3 & 9 months - Adults	2,105	5,284	39.8%	52.3%	52.0%	50.6%
% of FP17s for Band 1 Urgent Courses	571	6,415	8.9%	8.1%	9.6%	9.1%
% of FP17s Relating to Free Repair or Replacements	32	6,415	0.5%	0.7%	0.7%	0.8%
% of FP17s Relating to Continuations	81	6,415	1.3%	1.0%	1.0%	1.1%
% of Patients satisfied with the dentistry they have received	37	38	97.4%	92.1%	91.6%	91.4%
% of Patients satisfied with the time they had to wait for an appointment	31	38	81.6%	88.2%	87.9%	87.7%

* This is based on patients treated on this contract for their most recent course of treatment. Figures in italics indicate the base number of FP17s or Patient Questionnaire responses are less than 100. N/A is shown where the base number of responses is less than 10 during the period. % is calculated as Quantity/Base number*100

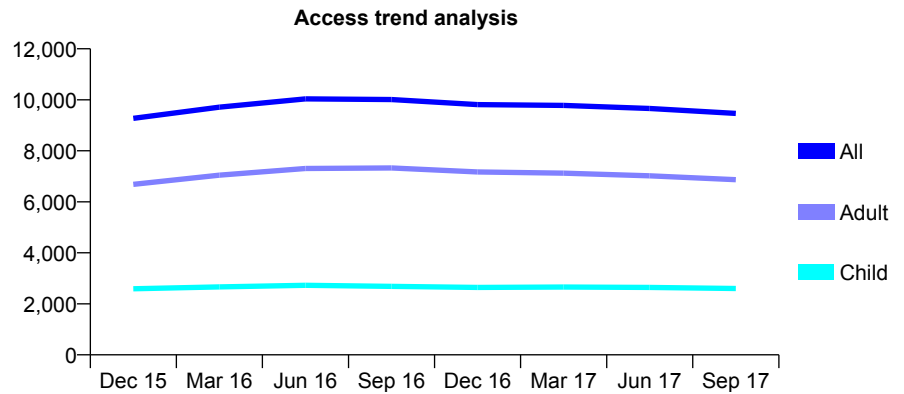
Q64 - Vital Signs At a Glance Contract Report for 101435/0145 - September 2017

Name or company name	IDH Limited
Contract type name	GDS Contract
Purpose of contract	General
Contract start date	01/08/2014
Contract end date	

17/18 Contracted general activity (UDA)	27,780
Carry forward general activity (UDA)	0
17/18 Contracted orthodontic activity (UOA)	0
Carry forward orthodontic activity (UOA)	0
Baseline contract value	£773,153.53

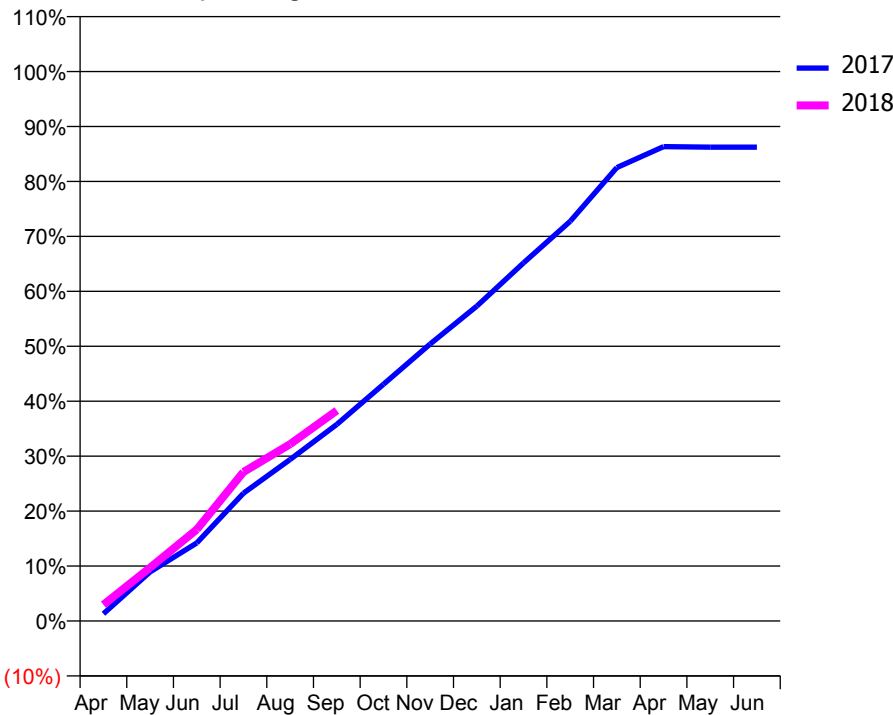
ACCESS*

Patients seen in 24 months	Total	Change since previous quarter
Quarter ending September 2016	10,011	
Quarter ending December 2016	9,811	↓
Quarter ending March 2017	9,782	→
Quarter ending June 2017	9,662	↓
Quarter ending September 2017	9,467	↓
Variance since September 2016	(5.4%)	↓



ACTIVITY

Cumulative percentage of contracted UDA delivered 2017 & 2018



Month	Adjusted Scheduled Activity (UDA)	
	2017	2018
April	368	825
May	2,484	2,702
June	3,944	4,625
July	6,461	7,537
August	8,165	8,943
September	9,943	10,641
October	11,969	
November	14,006	
December	15,921	
January	18,104	
February	20,208	
March	22,922	
April	23,979	
May	23,958	
June	23,953	

QUALITY

	Quantity	Base Number	Contract	AT	Region	England
% of FP17s for the same patient ID Re-attending within 3 months - Children	88	1,762	5.0%	9.1%	11.4%	11.9%
% of FP17s for the same patient ID Re-attending within 3 months - Adults	427	4,138	10.3%	13.4%	15.7%	15.9%
% of FP17s for the same patient ID Re-attending between 3 & 9 months - Children	1,033	1,762	58.6%	61.7%	60.6%	58.1%
% of FP17s for the same patient ID Re-attending between 3 & 9 months - Adults	2,269	4,138	54.8%	52.3%	52.0%	50.6%
% of FP17s for Band 1 Urgent Courses	249	5,443	4.6%	8.1%	9.6%	9.1%
% of FP17s Relating to Free Repair or Replacements	50	5,443	0.9%	0.7%	0.7%	0.8%
% of FP17s Relating to Continuations	88	5,443	1.6%	1.0%	1.0%	1.1%
% of Patients satisfied with the dentistry they have received	22	26	84.6%	92.1%	91.6%	91.4%
% of Patients satisfied with the time they had to wait for an appointment	22	26	84.6%	88.2%	87.9%	87.7%

* This is based on patients treated on this contract for their most recent course of treatment. Figures in italics indicate the base number of FP17s or Patient Questionnaire responses are less than 100. N/A is shown where the base number of responses is less than 10 during the period. % is calculated as Quantity/Base number*100

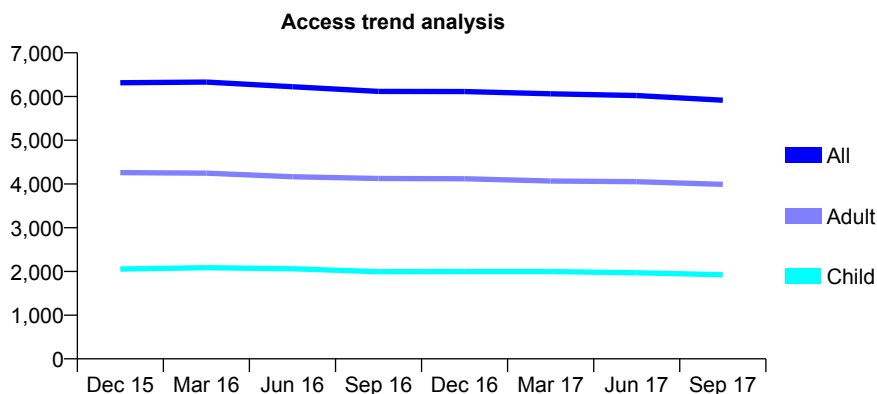
Q64 - Vital Signs At a Glance Contract Report for 101958/0001 - September 2017

Name or company name	Priority Road Dental Practice
Contract type name	GDS Contract
Purpose of contract	General
Contract start date	01/08/2010
Contract end date	

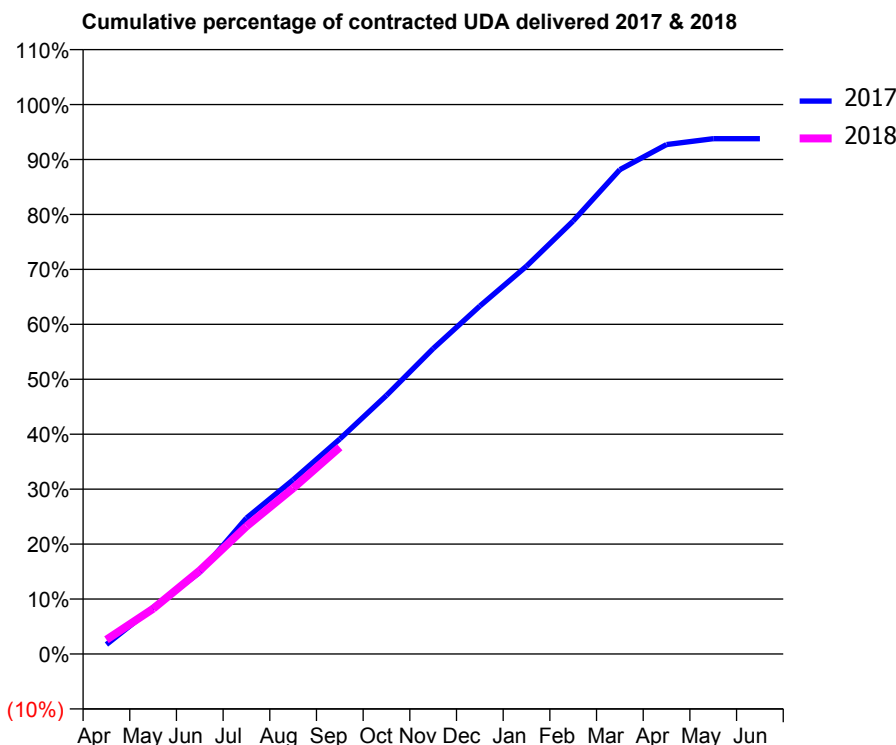
17/18 Contracted general activity (UDA)	22,667
Carry forward general activity (UDA)	0
17/18 Contracted orthodontic activity (UOA)	0
Carry forward orthodontic activity (UOA)	0
Baseline contract value	£627,869.37

ACCESS*

Patients seen in 24 months	Total	Change since previous quarter
Quarter ending September 2016	6,117	
Quarter ending December 2016	6,115	→
Quarter ending March 2017	6,063	→
Quarter ending June 2017	6,021	→
Quarter ending September 2017	5,915	↓
Variance since September 2016	(3.3%)	↓



ACTIVITY



Month	Adjusted Scheduled Activity (UDA)	
	2017	2018
April	392	590
May	1,919	1,870
June	3,371	3,448
July	5,610	5,266
August	7,185	6,841
September	8,870	8,528
October	10,667	
November	12,598	
December	14,355	
January	15,997	
February	17,862	
March	19,981	
April	21,017	
May	21,259	
June	21,259	

QUALITY

	Quantity	Base Number	Contract	AT	Region	England
% of FP17s for the same patient ID Re-attending within 3 months - Children	83	1,564	5.3%	9.1%	11.4%	11.9%
% of FP17s for the same patient ID Re-attending within 3 months - Adults	310	3,009	10.3%	13.4%	15.7%	15.9%
% of FP17s for the same patient ID Re-attending between 3 & 9 months - Children	1,245	1,564	79.6%	61.7%	60.6%	58.1%
% of FP17s for the same patient ID Re-attending between 3 & 9 months - Adults	2,096	3,009	69.7%	52.3%	52.0%	50.6%
% of FP17s for Band 1 Urgent Courses	140	4,160	3.4%	8.1%	9.6%	9.1%
% of FP17s Relating to Free Repair or Replacements	13	4,160	0.3%	0.7%	0.7%	0.8%
% of FP17s Relating to Continuations	30	4,160	0.7%	1.0%	1.0%	1.1%
% of Patients satisfied with the dentistry they have received	19	23	82.6%	92.1%	91.6%	91.4%
% of Patients satisfied with the time they had to wait for an appointment	19	23	82.6%	88.2%	87.9%	87.7%

* This is based on patients treated on this contract for their most recent course of treatment. Figures in italics indicate the base number of FP17s or Patient Questionnaire responses are less than 100. N/A is shown where the base number of responses is less than 10 during the period. % is calculated as Quantity/Base number*100

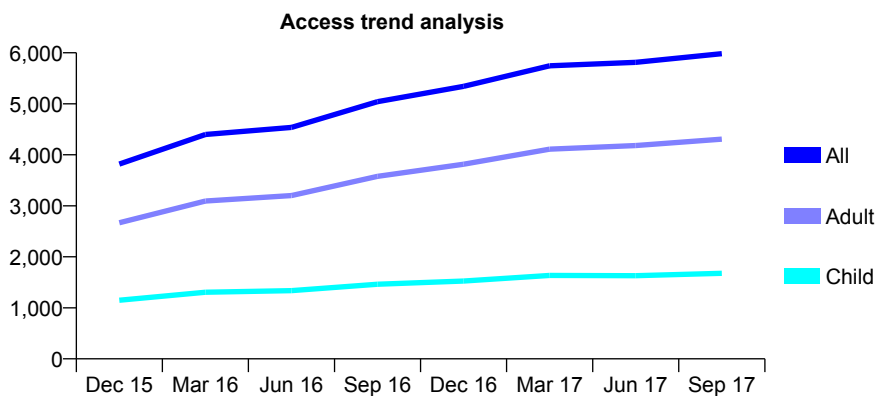
Q64 - Vital Signs At a Glance Contract Report for 105783/0001 - September 2017

Name or company name	Fisherton House Partnership
Contract type name	GDS Contract
Purpose of contract	General
Contract start date	01/04/2015
Contract end date	

17/18 Contracted general activity (UDA)	15,102
Carry forward general activity (UDA)	426
17/18 Contracted orthodontic activity (UOA)	0
Carry forward orthodontic activity (UOA)	0
Baseline contract value	£382,242.22

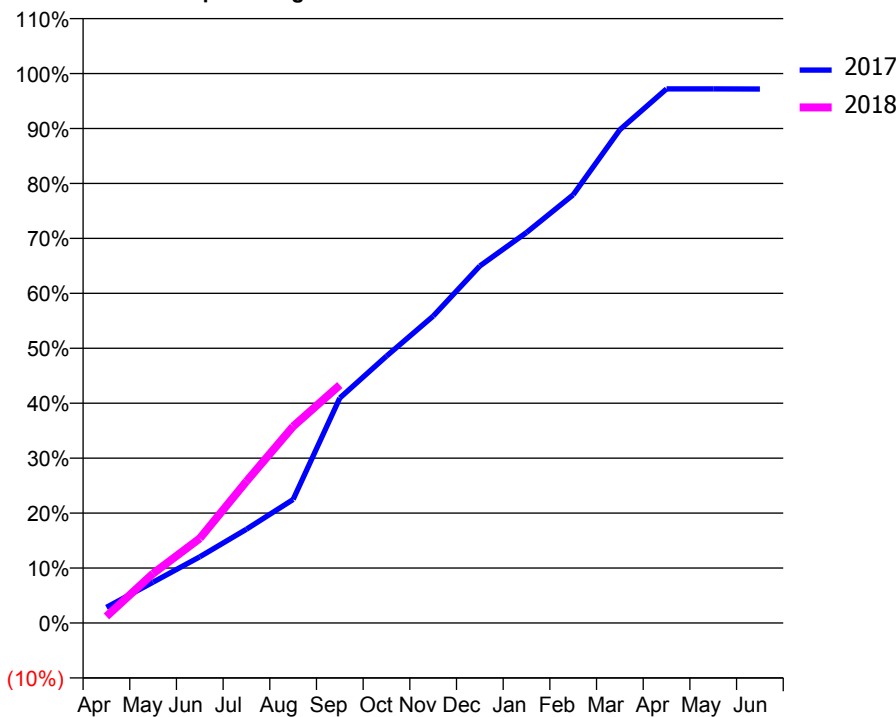
ACCESS*

Patients seen in 24 months	Total	Change since previous quarter
Quarter ending September 2016	5,042	
Quarter ending December 2016	5,342	↑
Quarter ending March 2017	5,745	↑
Quarter ending June 2017	5,812	→
Quarter ending September 2017	5,983	↑
Variance since September 2016	18.7%	↑



ACTIVITY

Cumulative percentage of contracted UDA delivered 2017 & 2018



Month	Adjusted Scheduled Activity (UDA)	
	2017	2018
April	430	182
May	1,122	1,363
June	1,818	2,325
July	2,579	3,895
August	3,395	5,404
September	6,185	6,540
October	7,334	
November	8,436	
December	9,812	
January	10,734	
February	11,769	
March	13,559	
April	14,680	
May	14,679	
June	14,676	

QUALITY

	Quantity	Base Number	Contract	AT	Region	England
% of FP17s for the same patient ID Re-attending within 3 months - Children	103	1,395	7.4%	9.1%	11.4%	11.9%
% of FP17s for the same patient ID Re-attending within 3 months - Adults	331	3,157	10.5%	13.4%	15.7%	15.9%
% of FP17s for the same patient ID Re-attending between 3 & 9 months - Children	817	1,395	58.6%	61.7%	60.6%	58.1%
% of FP17s for the same patient ID Re-attending between 3 & 9 months - Adults	1,770	3,157	56.1%	52.3%	52.0%	50.6%
% of FP17s for Band 1 Urgent Courses	150	3,993	3.8%	8.1%	9.6%	9.1%
% of FP17s Relating to Free Repair or Replacements	39	3,993	1.0%	0.7%	0.7%	0.8%
% of FP17s Relating to Continuations	13	3,993	0.3%	1.0%	1.0%	1.1%
% of Patients satisfied with the dentistry they have received	24	29	82.8%	92.1%	91.6%	91.4%
% of Patients satisfied with the time they had to wait for an appointment	24	29	82.8%	88.2%	87.9%	87.7%

* This is based on patients treated on this contract for their most recent course of treatment. Figures in italics indicate the base number of FP17s or Patient Questionnaire responses are less than 100. N/A is shown where the base number of responses is less than 10 during the period. % is calculated as Quantity/Base number*100

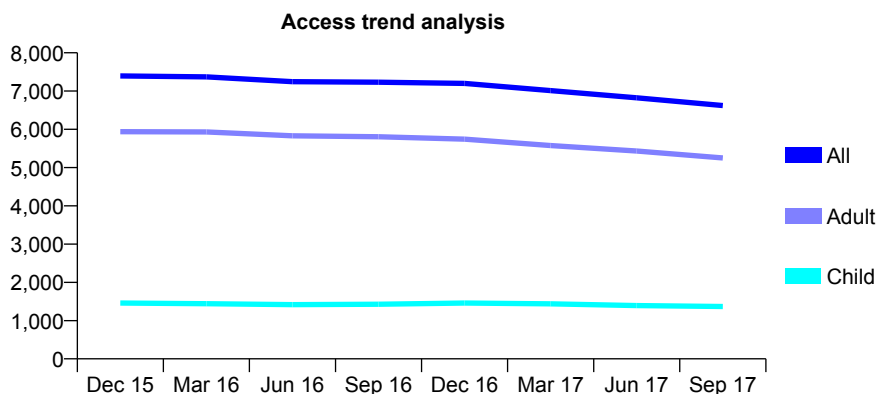
Q64 - Vital Signs At a Glance Contract Report for 107115/0001 - September 2017

Name or company name	IDH 324 & 325 Ltd
Contract type name	GDS Contract
Purpose of contract	General
Contract start date	01/10/2008
Contract end date	

17/18 Contracted general activity (UDA)	22,226
Carry forward general activity (UDA)	0
17/18 Contracted orthodontic activity (UOA)	0
Carry forward orthodontic activity (UOA)	0
Baseline contract value	£630,659.35

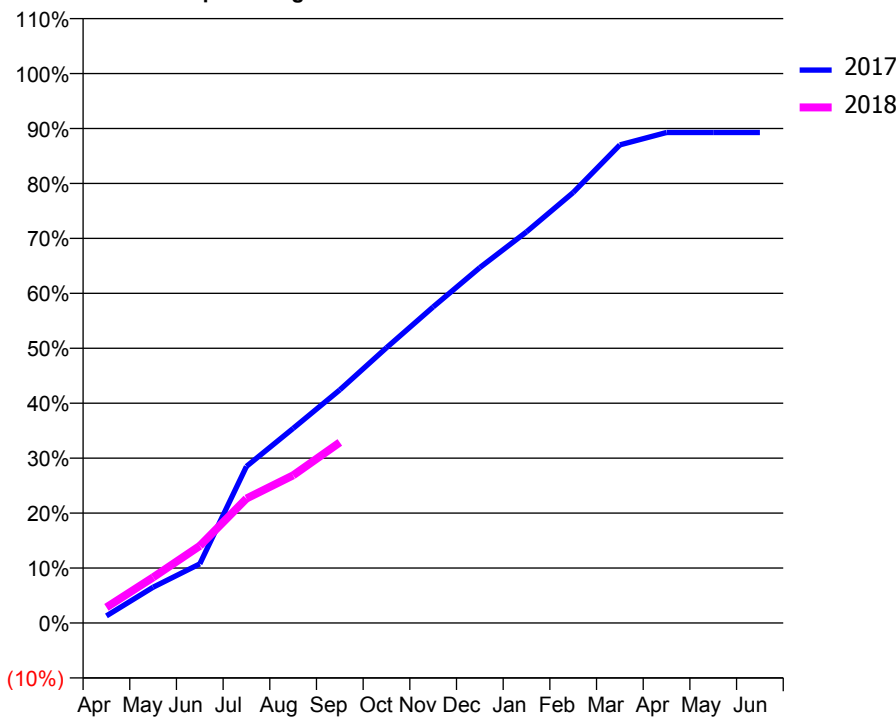
ACCESS*

Patients seen in 24 months	Total	Change since previous quarter
Quarter ending September 2016	7,232	
Quarter ending December 2016	7,201	→
Quarter ending March 2017	7,012	↓
Quarter ending June 2017	6,825	↓
Quarter ending September 2017	6,620	↓
Variance since September 2016	(8.5%)	↓



ACTIVITY

Cumulative percentage of contracted UDA delivered 2017 & 2018



Month	Adjusted Scheduled Activity (UDA)	
	2017	2018
April	290	635
May	1,448	1,845
June	2,392	3,121
July	6,333	5,034
August	7,870	5,976
September	9,429	7,308
October	11,134	
November	12,786	
December	14,374	
January	15,824	
February	17,415	
March	19,338	
April	19,840	
May	19,839	
June	19,843	

QUALITY

	Quantity	Base Number	Contract	AT	Region	England
% of FP17s for the same patient ID Re-attending within 3 months - Children	35	949	3.7%	9.1%	11.4%	11.9%
% of FP17s for the same patient ID Re-attending within 3 months - Adults	410	3,466	11.8%	13.4%	15.7%	15.9%
% of FP17s for the same patient ID Re-attending between 3 & 9 months - Children	629	949	66.3%	61.7%	60.6%	58.1%
% of FP17s for the same patient ID Re-attending between 3 & 9 months - Adults	2,308	3,466	66.6%	52.3%	52.0%	50.6%
% of FP17s for Band 1 Urgent Courses	309	4,137	7.5%	8.1%	9.6%	9.1%
% of FP17s Relating to Free Repair or Replacements	16	4,137	0.4%	0.7%	0.7%	0.8%
% of FP17s Relating to Continuations	19	4,137	0.5%	1.0%	1.0%	1.1%
% of Patients satisfied with the dentistry they have received	19	20	95.0%	92.1%	91.6%	91.4%
% of Patients satisfied with the time they had to wait for an appointment	17	20	85.0%	88.2%	87.9%	87.7%

* This is based on patients treated on this contract for their most recent course of treatment. Figures in italics indicate the base number of FP17s or Patient Questionnaire responses are less than 100. N/A is shown where the base number of responses is less than 10 during the period. % is calculated as Quantity/Base number*100

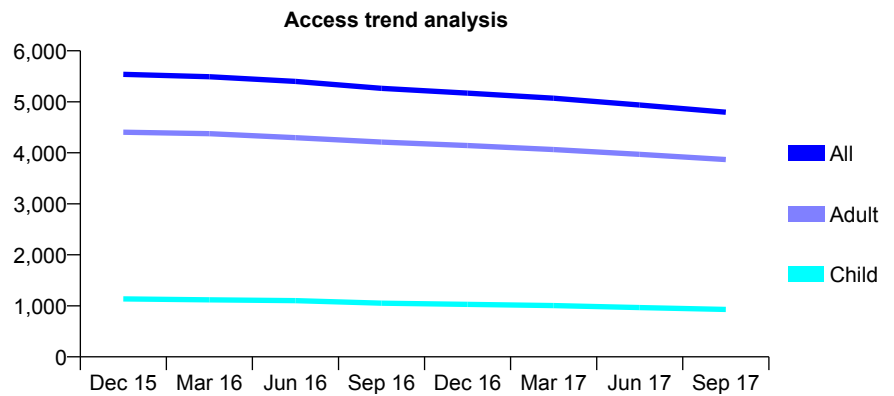
Q64 - Vital Signs At a Glance Contract Report for 107115/0002 - September 2017

Name or company name	IDH 324 & 325 Ltd
Contract type name	GDS Contract
Purpose of contract	General
Contract start date	01/10/2008
Contract end date	

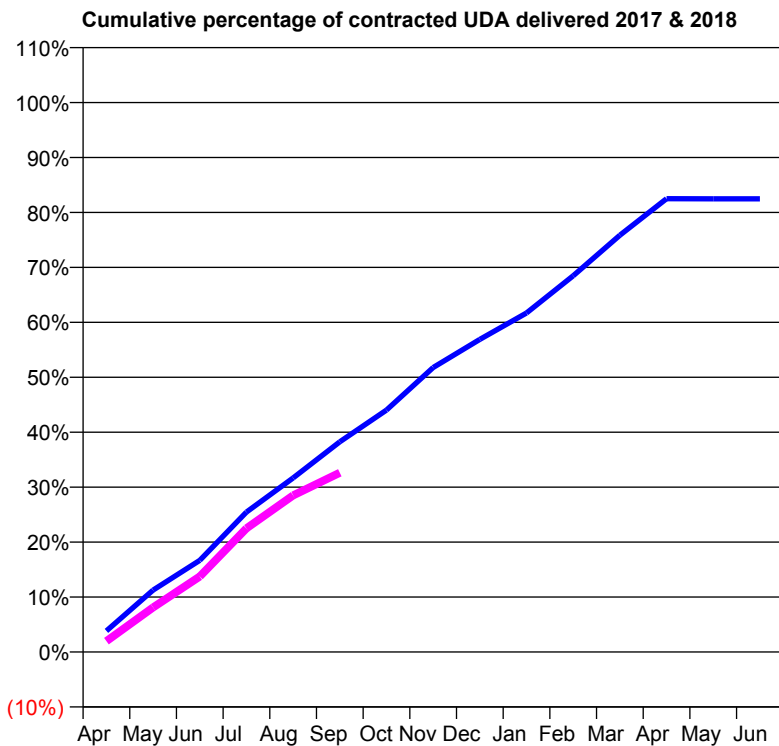
17/18 Contracted general activity (UDA)	15,000
Carry forward general activity (UDA)	0
17/18 Contracted orthodontic activity (UOA)	0
Carry forward orthodontic activity (UOA)	0
Baseline contract value	£389,750.60

ACCESS*

Patients seen in 24 months	Total	Change since previous quarter
Quarter ending September 2016	5,263	
Quarter ending December 2016	5,171	↓
Quarter ending March 2017	5,070	↓
Quarter ending June 2017	4,937	↓
Quarter ending September 2017	4,797	↓
Variance since September 2016	(8.9%)	↓



ACTIVITY



Month	Adjusted Scheduled Activity (UDA)	
	2017	2018
April	576	295
May	1,690	1,218
June	2,501	2,062
July	3,821	3,375
August	4,751	4,274
September	5,738	4,894
October	6,604	
November	7,765	
December	8,533	
January	9,255	
February	10,271	
March	11,378	
April	12,373	
May	12,371	
June	12,370	

QUALITY

	Quantity	Base Number	Contract	AT	Region	England
% of FP17s for the same patient ID Re-attending within 3 months - Children	35	622	5.6%	9.1%	11.4%	11.9%
% of FP17s for the same patient ID Re-attending within 3 months - Adults	350	2,508	14.0%	13.4%	15.7%	15.9%
% of FP17s for the same patient ID Re-attending between 3 & 9 months - Children	356	622	57.2%	61.7%	60.6%	58.1%
% of FP17s for the same patient ID Re-attending between 3 & 9 months - Adults	1,338	2,508	53.3%	52.3%	52.0%	50.6%
% of FP17s for Band 1 Urgent Courses	227	2,608	8.7%	8.1%	9.6%	9.1%
% of FP17s Relating to Free Repair or Replacements	26	2,608	1.0%	0.7%	0.7%	0.8%
% of FP17s Relating to Continuations	47	2,608	1.8%	1.0%	1.0%	1.1%
% of Patients satisfied with the dentistry they have received	25	31	80.6%	92.1%	91.6%	91.4%
% of Patients satisfied with the time they had to wait for an appointment	22	31	71.0%	88.2%	87.9%	87.7%

* This is based on patients treated on this contract for their most recent course of treatment. Figures in italics indicate the base number of FP17s or Patient Questionnaire responses are less than 100. N/A is shown where the base number of responses is less than 10 during the period. % is calculated as Quantity/Base number*100

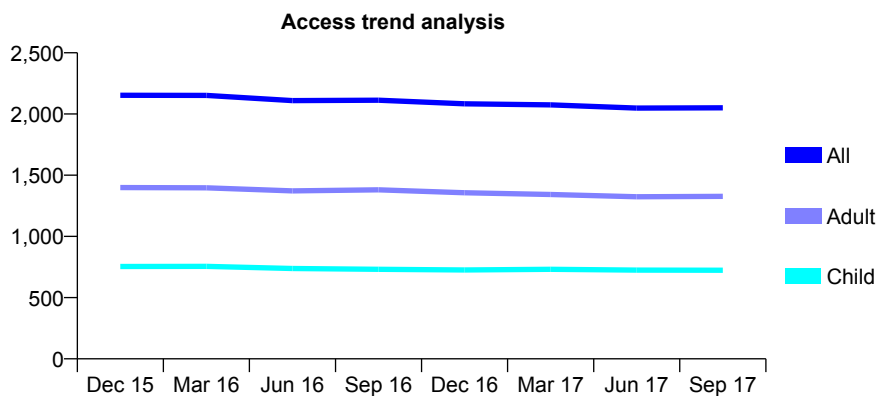
Q64 - Vital Signs At a Glance Contract Report for 108448/0001 - September 2017

Name or company name	Lyndhurst Dental Practice
Contract type name	GDS Contract
Purpose of contract	General
Contract start date	01/04/2006
Contract end date	

17/18 Contracted general activity (UDA)	4,400
Carry forward general activity (UDA)	-10
17/18 Contracted orthodontic activity (UOA)	0
Carry forward orthodontic activity (UOA)	0
Baseline contract value	£94,234.59

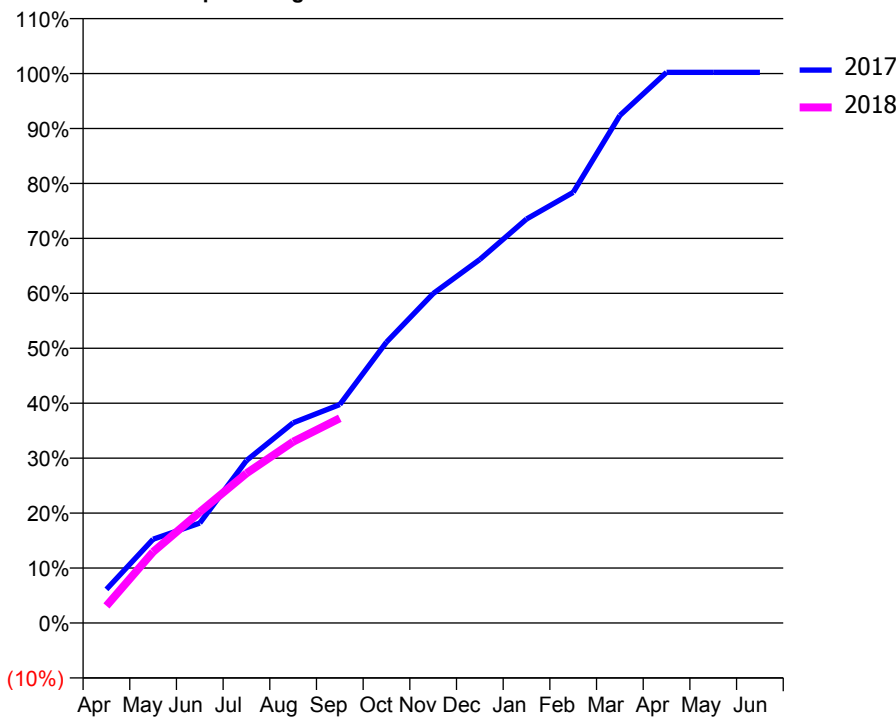
ACCESS*

Patients seen in 24 months	Total	Change since previous quarter
Quarter ending September 2016	2,113	
Quarter ending December 2016	2,083	↓
Quarter ending March 2017	2,075	→
Quarter ending June 2017	2,049	↓
Quarter ending September 2017	2,051	→
Variance since September 2016	(2.9%)	↓



ACTIVITY

Cumulative percentage of contracted UDA delivered 2017 & 2018



Month	Adjusted Scheduled Activity (UDA)	
	2017	2018
April	309	137
May	769	570
June	917	889
July	1,492	1,199
August	1,838	1,451
September	2,005	1,639
October	2,578	
November	3,024	
December	3,337	
January	3,709	
February	3,953	
March	4,659	
April	5,054	
May	5,054	
June	5,054	

QUALITY

	Quantity	Base Number	Contract	AT	Region	England
% of FP17s for the same patient ID Re-attending within 3 months - Children	24	507	4.7%	9.1%	11.4%	11.9%
% of FP17s for the same patient ID Re-attending within 3 months - Adults	54	798	6.8%	13.4%	15.7%	15.9%
% of FP17s for the same patient ID Re-attending between 3 & 9 months - Children	316	507	62.3%	61.7%	60.6%	58.1%
% of FP17s for the same patient ID Re-attending between 3 & 9 months - Adults	518	798	64.9%	52.3%	52.0%	50.6%
% of FP17s for Band 1 Urgent Courses	71	1,112	6.4%	8.1%	9.6%	9.1%
% of FP17s Relating to Free Repair or Replacements	0	1,112	0.0%	0.7%	0.7%	0.8%
% of FP17s Relating to Continuations	0	1,112	0.0%	1.0%	1.0%	1.1%
% of Patients satisfied with the dentistry they have received	1	1	N/A	92.1%	91.6%	91.4%
% of Patients satisfied with the time they had to wait for an appointment	1	1	N/A	88.2%	87.9%	87.7%

* This is based on patients treated on this contract for their most recent course of treatment. Figures in italics indicate the base number of FP17s or Patient Questionnaire responses are less than 100. N/A is shown where the base number of responses is less than 10 during the period. % is calculated as Quantity/Base number*100

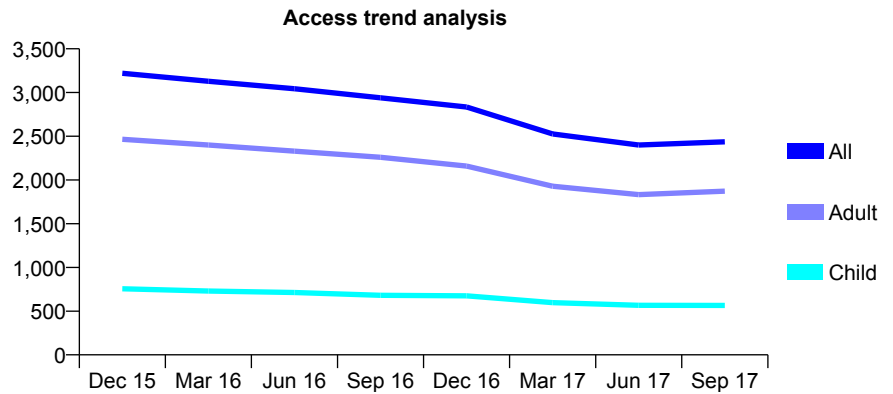
Q64 - Vital Signs At a Glance Contract Report for 108898/0001 - September 2017

Name or company name	MA Surgeries Limited
Contract type name	GDS Contract
Purpose of contract	General
Contract start date	01/04/2013
Contract end date	

17/18 Contracted general activity (UDA)	9,900
Carry forward general activity (UDA)	0
17/18 Contracted orthodontic activity (UOA)	0
Carry forward orthodontic activity (UOA)	0
Baseline contract value	£233,781.42

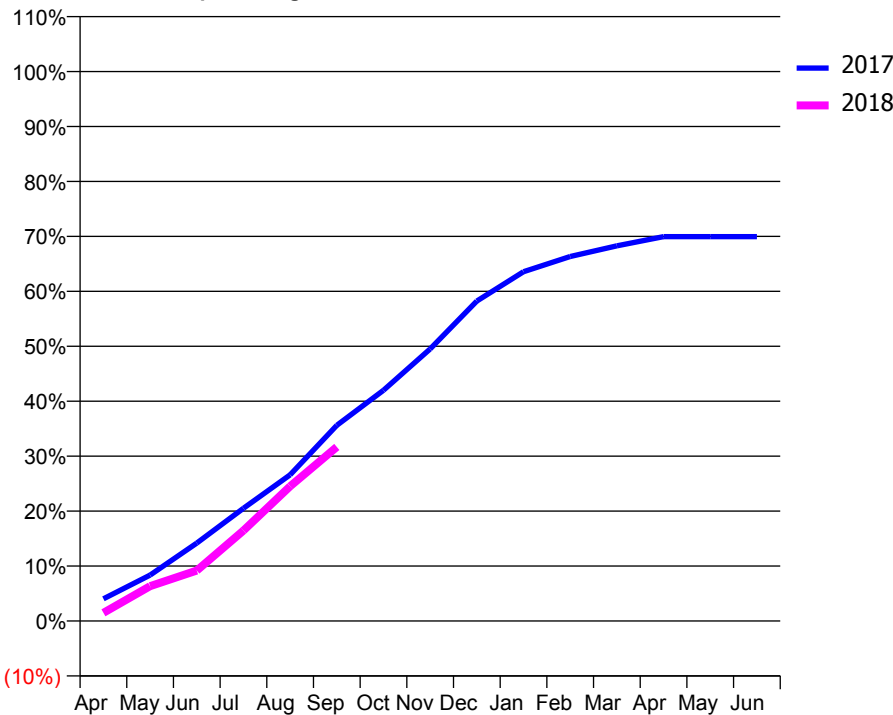
ACCESS*

Patients seen in 24 months	Total	Change since previous quarter
Quarter ending September 2016	2,940	
Quarter ending December 2016	2,834	↓
Quarter ending March 2017	2,526	↓
Quarter ending June 2017	2,399	↓
Quarter ending September 2017	2,437	→
Variance since September 2016	(17.1%)	↓



ACTIVITY

Cumulative percentage of contracted UDA delivered 2017 & 2018



Month	Adjusted Scheduled Activity (UDA)	
	2017	2018
April	399	148
May	827	629
June	1,404	909
July	2,030	1,629
August	2,635	2,427
September	3,525	3,136
October	4,157	
November	4,903	
December	5,764	
January	6,292	
February	6,567	
March	6,758	
April	6,925	
May	6,925	
June	6,925	

QUALITY

	Quantity	Base Number	Contract	AT	Region	England
% of FP17s for the same patient ID Re-attending within 3 months - Children	11	422	2.6%	9.1%	11.4%	11.9%
% of FP17s for the same patient ID Re-attending within 3 months - Adults	128	1,288	9.9%	13.4%	15.7%	15.9%
% of FP17s for the same patient ID Re-attending between 3 & 9 months - Children	220	422	52.1%	61.7%	60.6%	58.1%
% of FP17s for the same patient ID Re-attending between 3 & 9 months - Adults	629	1,288	48.8%	52.3%	52.0%	50.6%
% of FP17s for Band 1 Urgent Courses	58	1,600	3.6%	8.1%	9.6%	9.1%
% of FP17s Relating to Free Repair or Replacements	2	1,600	0.1%	0.7%	0.7%	0.8%
% of FP17s Relating to Continuations	25	1,600	1.6%	1.0%	1.0%	1.1%
% of Patients satisfied with the dentistry they have received	10	11	90.9%	92.1%	91.6%	91.4%
% of Patients satisfied with the time they had to wait for an appointment	11	11	100.0%	88.2%	87.9%	87.7%

* This is based on patients treated on this contract for their most recent course of treatment. Figures in italics indicate the base number of FP17s or Patient Questionnaire responses are less than 100. N/A is shown where the base number of responses is less than 10 during the period. % is calculated as Quantity/Base number*100

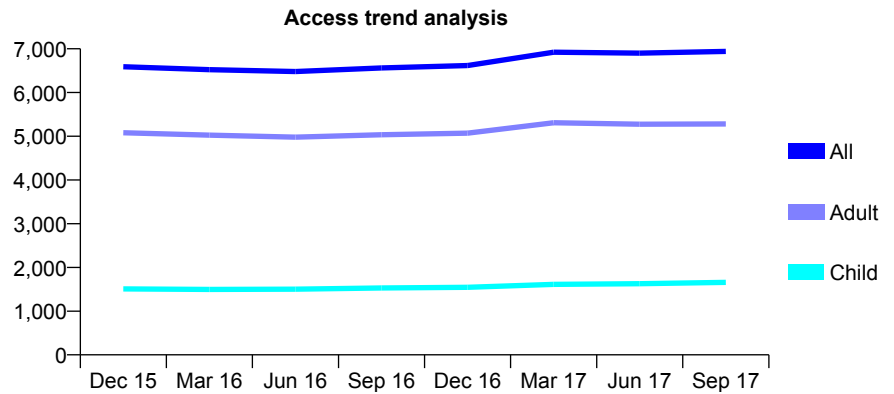
Q64 - Vital Signs At a Glance Contract Report for 108936/0001 - September 2017

Name or company name	Mrs J Starkey
Contract type name	GDS Contract
Purpose of contract	General
Contract start date	01/08/2012
Contract end date	

17/18 Contracted general activity (UDA)	20,000
Carry forward general activity (UDA)	-236
17/18 Contracted orthodontic activity (UOA)	0
Carry forward orthodontic activity (UOA)	0
Baseline contract value	£527,622.59

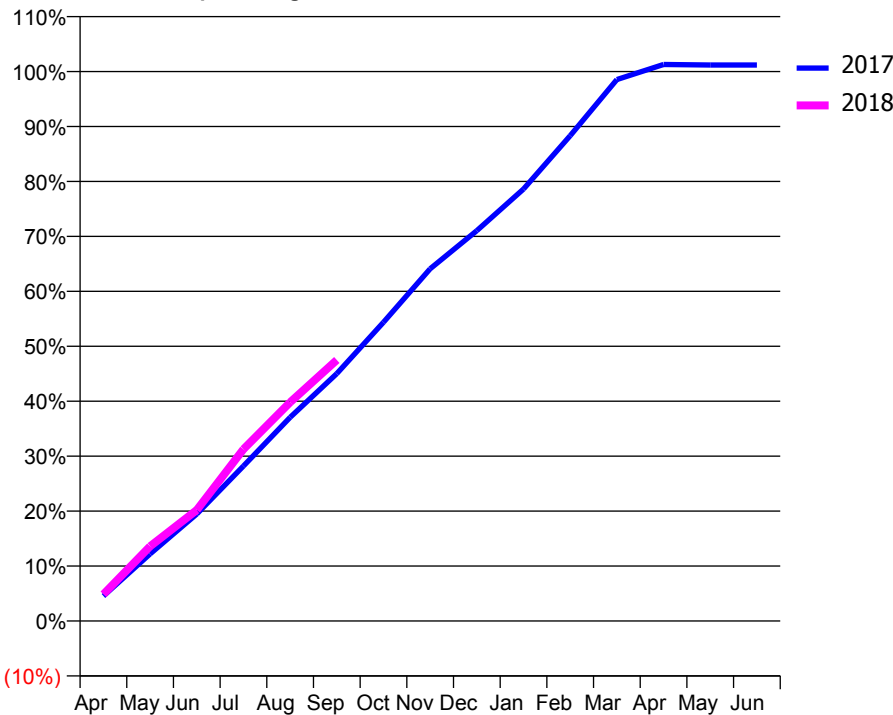
ACCESS*

Patients seen in 24 months	Total	Change since previous quarter
Quarter ending September 2016	6,563	
Quarter ending December 2016	6,617	→
Quarter ending March 2017	6,922	↑
Quarter ending June 2017	6,900	→
Quarter ending September 2017	6,939	→
Variance since September 2016	5.7%	↑



ACTIVITY

Cumulative percentage of contracted UDA delivered 2017 & 2018



Month	Adjusted Scheduled Activity (UDA)	
	2017	2018
April	912	973
May	2,442	2,719
June	3,893	4,042
July	5,640	6,253
August	7,413	7,960
September	9,005	9,499
October	10,876	
November	12,820	
December	14,209	
January	15,723	
February	17,665	
March	19,708	
April	20,255	
May	20,235	
June	20,236	

QUALITY

	Quantity	Base Number	Contract	AT	Region	England
% of FP17s for the same patient ID Re-attending within 3 months - Children	78	1,344	5.8%	9.1%	11.4%	11.9%
% of FP17s for the same patient ID Re-attending within 3 months - Adults	455	4,008	11.4%	13.4%	15.7%	15.9%
% of FP17s for the same patient ID Re-attending between 3 & 9 months - Children	889	1,344	66.1%	61.7%	60.6%	58.1%
% of FP17s for the same patient ID Re-attending between 3 & 9 months - Adults	2,641	4,008	65.9%	52.3%	52.0%	50.6%
% of FP17s for Band 1 Urgent Courses	251	5,055	5.0%	8.1%	9.6%	9.1%
% of FP17s Relating to Free Repair or Replacements	29	5,055	0.6%	0.7%	0.7%	0.8%
% of FP17s Relating to Continuations	24	5,055	0.5%	1.0%	1.0%	1.1%
% of Patients satisfied with the dentistry they have received	27	29	93.1%	92.1%	91.6%	91.4%
% of Patients satisfied with the time they had to wait for an appointment	26	29	89.7%	88.2%	87.9%	87.7%

* This is based on patients treated on this contract for their most recent course of treatment. Figures in italics indicate the base number of FP17s or Patient Questionnaire responses are less than 100. N/A is shown where the base number of responses is less than 10 during the period. % is calculated as Quantity/Base number*100

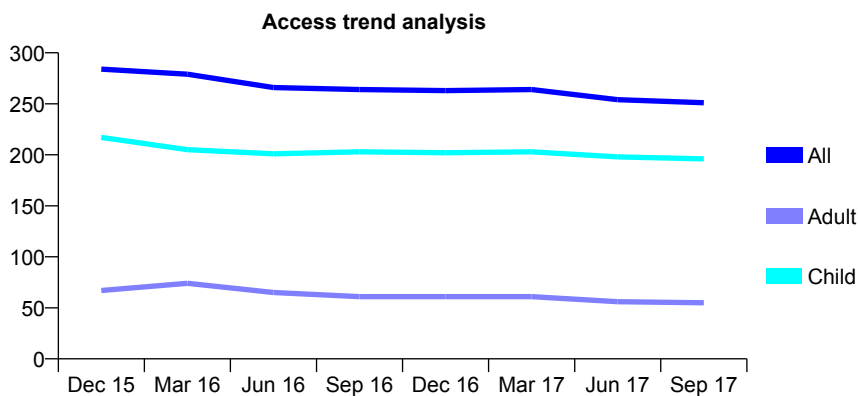
Q64 - Vital Signs At a Glance Contract Report for 109002/0001 - September 2017

Name or company name	Dr Dominic Killian Ltd
Contract type name	GDS Contract
Purpose of contract	General
Contract start date	01/10/2008
Contract end date	

17/18 Contracted general activity (UDA)	600
Carry forward general activity (UDA)	0
17/18 Contracted orthodontic activity (UOA)	0
Carry forward orthodontic activity (UOA)	0
Baseline contract value	£16,516.10

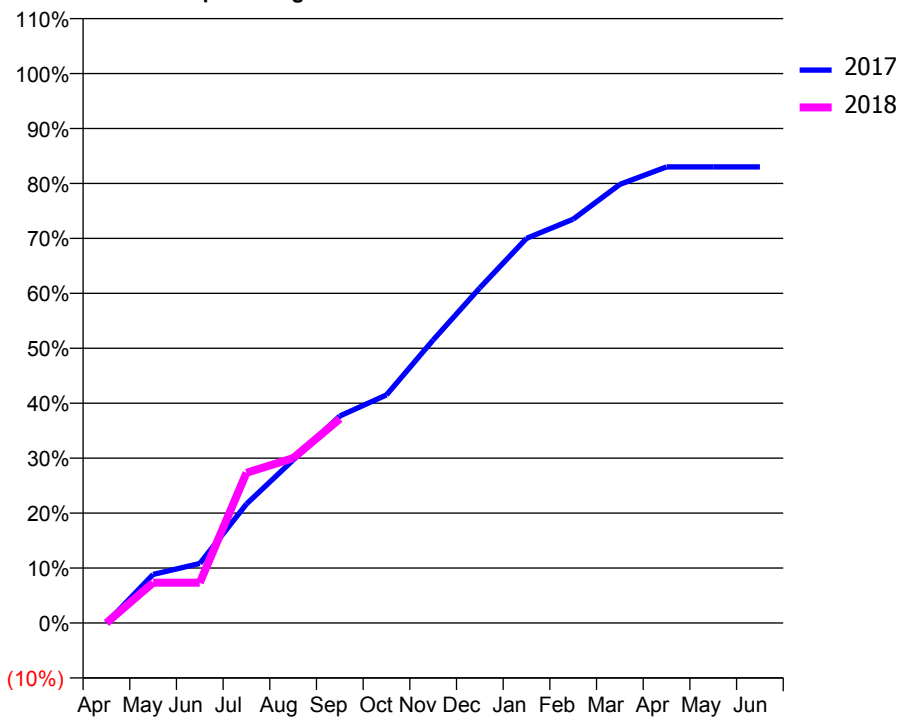
ACCESS*

Patients seen in 24 months	Total	Change since previous quarter
Quarter ending September 2016	264	
Quarter ending December 2016	263	→
Quarter ending March 2017	264	→
Quarter ending June 2017	254	↓
Quarter ending September 2017	251	↓
Variance since September 2016	(4.9%)	↓



ACTIVITY

Cumulative percentage of contracted UDA delivered 2017 & 2018



Adjusted Scheduled Activity (UDA)

Month	2017	2018
April	0	0
May	53	44
June	65	44
July	130	164
August	178	180
September	226	223
October	249	
November	309	
December	366	
January	420	
February	441	
March	479	
April	498	
May	498	
June	498	

QUALITY

	Quantity	Base Number	Contract	AT	Region	England
% of FP17s for the same patient ID Re-attending within 3 months - Children	3	157	1.9%	9.1%	11.4%	11.9%
% of FP17s for the same patient ID Re-attending within 3 months - Adults	0	14	0.0%	13.4%	15.7%	15.9%
% of FP17s for the same patient ID Re-attending between 3 & 9 months - Children	107	157	68.2%	61.7%	60.6%	58.1%
% of FP17s for the same patient ID Re-attending between 3 & 9 months - Adults	11	14	78.6%	52.3%	52.0%	50.6%
% of FP17s for Band 1 Urgent Courses	0	153	0.0%	8.1%	9.6%	9.1%
% of FP17s Relating to Free Repair or Replacements	0	153	0.0%	0.7%	0.7%	0.8%
% of FP17s Relating to Continuations	0	153	0.0%	1.0%	1.0%	1.1%
% of Patients satisfied with the dentistry they have received	0	0	N/A	92.1%	91.6%	91.4%
% of Patients satisfied with the time they had to wait for an appointment	0	0	N/A	88.2%	87.9%	87.7%

* This is based on patients treated on this contract for their most recent course of treatment. Figures in italics indicate the base number of FP17s or Patient Questionnaire responses are less than 100. N/A is shown where the base number of responses is less than 10 during the period. % is calculated as Quantity/Base number*100

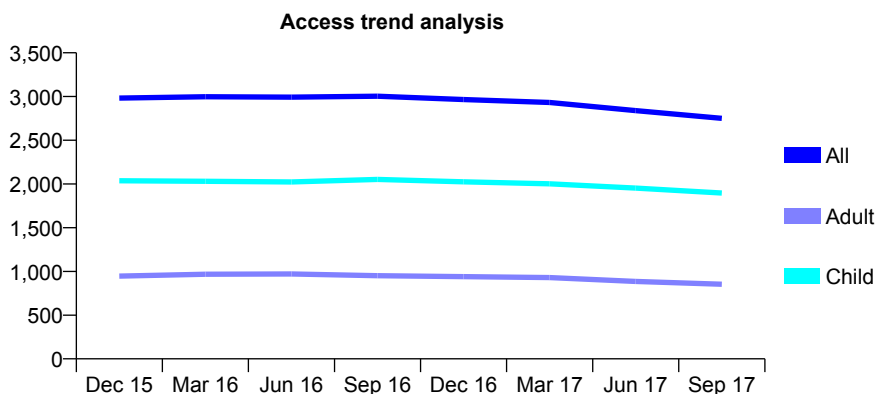
Q64 - Vital Signs At a Glance Contract Report for 113387/0001 - September 2017

Name or company name	Hanlon, Gardner Dental Surgeons
Contract type name	GDS Contract
Purpose of contract	General and Orthodontic
Contract start date	01/04/2006
Contract end date	

17/18 Contracted general activity (UDA)	6,000
Carry forward general activity (UDA)	0
17/18 Contracted orthodontic activity (UOA)	896
Carry forward orthodontic activity (UOA)	0
Baseline contract value	£190,897.00

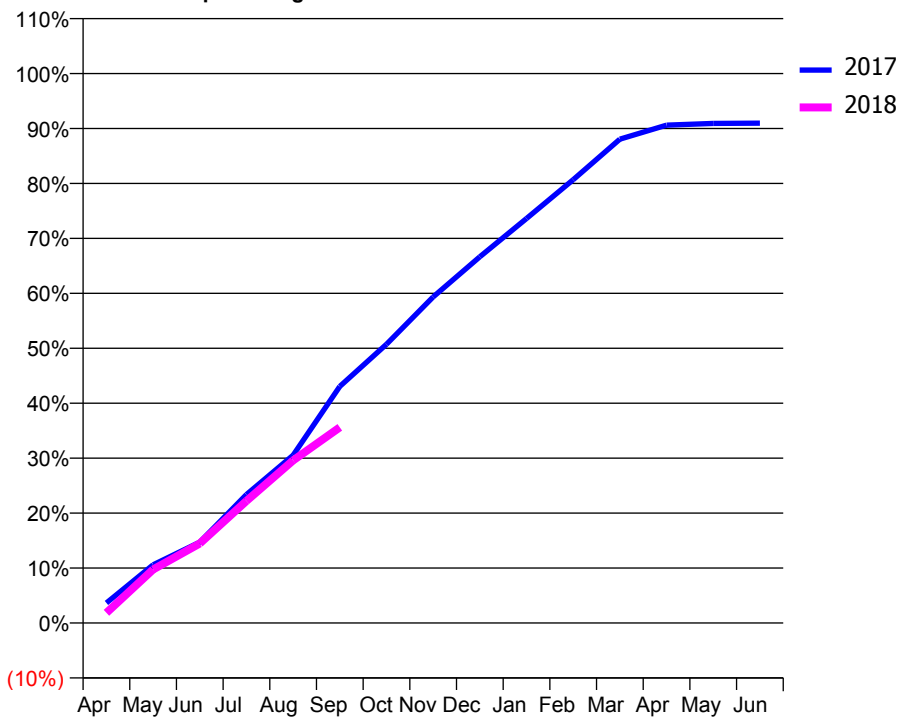
ACCESS*

Patients seen in 24 months	Total	Change since previous quarter
Quarter ending September 2016	3,003	
Quarter ending December 2016	2,965	↓
Quarter ending March 2017	2,932	↓
Quarter ending June 2017	2,839	↓
Quarter ending September 2017	2,750	↓
Variance since September 2016	(8.4%)	↓



ACTIVITY

Cumulative percentage of contracted UDA delivered 2017 & 2018



Month	Adjusted Scheduled Activity (UDA)	
	2017	2018
April	220	111
May	636	585
June	883	869
July	1,403	1,333
August	1,833	1,776
September	2,584	2,137
October	3,044	
November	3,561	
December	3,999	
January	4,416	
February	4,841	
March	5,283	
April	5,435	
May	5,454	
June	5,457	

QUALITY

	Quantity	Base Number	Contract	AT	Region	England
% of FP17s for the same patient ID Re-attending within 3 months - Children	175	1,374	12.7%	9.1%	11.4%	11.9%
% of FP17s for the same patient ID Re-attending within 3 months - Adults	58	402	14.4%	13.4%	15.7%	15.9%
% of FP17s for the same patient ID Re-attending between 3 & 9 months - Children	868	1,374	63.2%	61.7%	60.6%	58.1%
% of FP17s for the same patient ID Re-attending between 3 & 9 months - Adults	214	402	53.2%	52.3%	52.0%	50.6%
% of FP17s for Band 1 Urgent Courses	68	1,595	4.3%	8.1%	9.6%	9.1%
% of FP17s Relating to Free Repair or Replacements	0	1,595	0.0%	0.7%	0.7%	0.8%
% of FP17s Relating to Continuations	39	1,595	2.4%	1.0%	1.0%	1.1%
% of Patients satisfied with the dentistry they have received	4	5	N/A	92.1%	91.6%	91.4%
% of Patients satisfied with the time they had to wait for an appointment	5	5	N/A	88.2%	87.9%	87.7%

* This is based on patients treated on this contract for their most recent course of treatment. Figures in italics indicate the base number of FP17s or Patient Questionnaire responses are less than 100. N/A is shown where the base number of responses is less than 10 during the period. % is calculated as Quantity/Base number*100

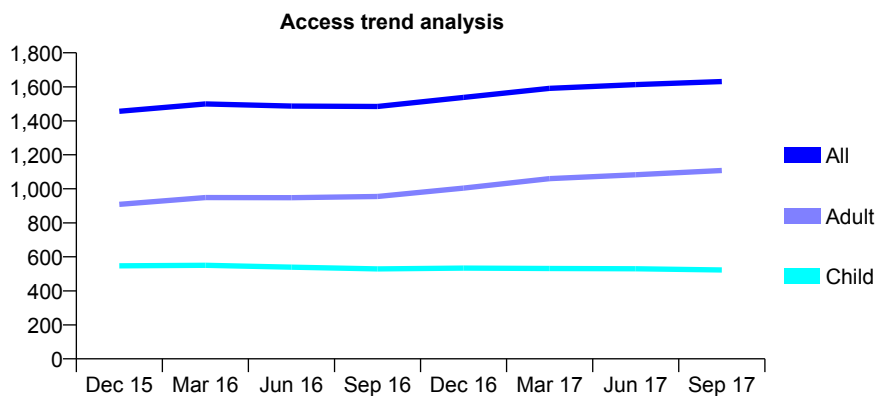
Q64 - Vital Signs At a Glance Contract Report for 114588/0001 - September 2017

Name or company name	Ferndale Dental Clinic Limited
Contract type name	GDS Contract
Purpose of contract	General
Contract start date	01/04/2008
Contract end date	

17/18 Contracted general activity (UDA)	6,764
Carry forward general activity (UDA)	0
17/18 Contracted orthodontic activity (UOA)	0
Carry forward orthodontic activity (UOA)	0
Baseline contract value	£165,327.52

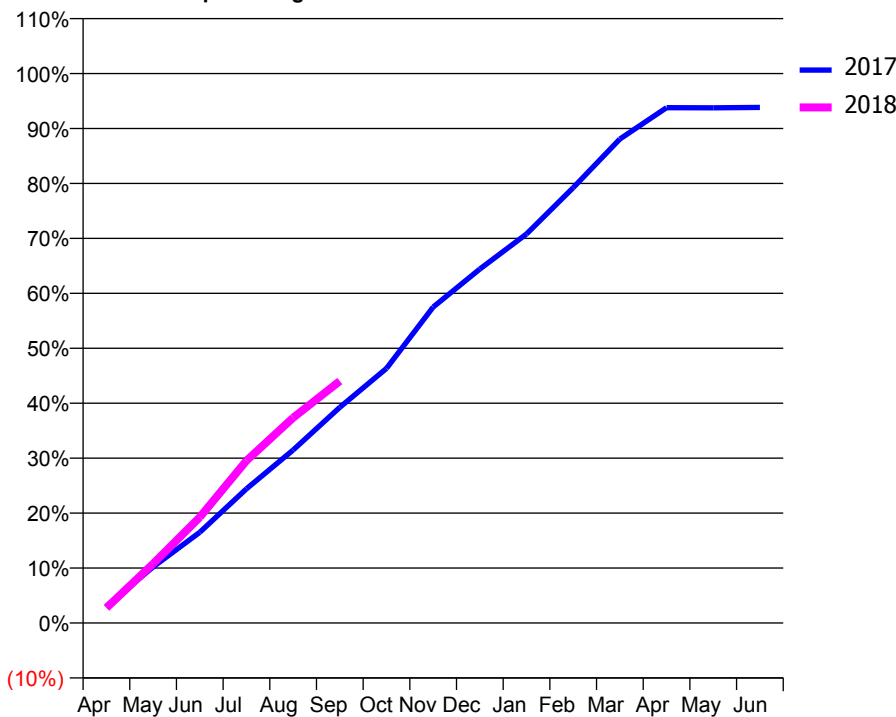
ACCESS*

Patients seen in 24 months	Total	Change since previous quarter
Quarter ending September 2016	1,484	
Quarter ending December 2016	1,538	↑
Quarter ending March 2017	1,591	↑
Quarter ending June 2017	1,613	→
Quarter ending September 2017	1,631	→
Variance since September 2016	9.9%	↑



ACTIVITY

Cumulative percentage of contracted UDA delivered 2017 & 2018



Month	Adjusted Scheduled Activity (UDA)	
	2017	2018
April	205	186
May	689	730
June	1,118	1,303
July	1,652	1,998
August	2,129	2,527
September	2,656	2,978
October	3,134	
November	3,889	
December	4,358	
January	4,789	
February	5,359	
March	5,958	
April	6,343	
May	6,341	
June	6,346	

QUALITY

	Quantity	Base Number	Contract	AT	Region	England
% of FP17s for the same patient ID Re-attending within 3 months - Children	29	457	6.3%	9.1%	11.4%	11.9%
% of FP17s for the same patient ID Re-attending within 3 months - Adults	108	890	12.1%	13.4%	15.7%	15.9%
% of FP17s for the same patient ID Re-attending between 3 & 9 months - Children	345	457	75.5%	61.7%	60.6%	58.1%
% of FP17s for the same patient ID Re-attending between 3 & 9 months - Adults	561	890	63.0%	52.3%	52.0%	50.6%
% of FP17s for Band 1 Urgent Courses	66	1,206	5.5%	8.1%	9.6%	9.1%
% of FP17s Relating to Free Repair or Replacements	2	1,206	0.2%	0.7%	0.7%	0.8%
% of FP17s Relating to Continuations	7	1,206	0.6%	1.0%	1.0%	1.1%
% of Patients satisfied with the dentistry they have received	6	6	N/A	92.1%	91.6%	91.4%
% of Patients satisfied with the time they had to wait for an appointment	6	6	N/A	88.2%	87.9%	87.7%

* This is based on patients treated on this contract for their most recent course of treatment. Figures in italics indicate the base number of FP17s or Patient Questionnaire responses are less than 100. N/A is shown where the base number of responses is less than 10 during the period. % is calculated as Quantity/Base number*100

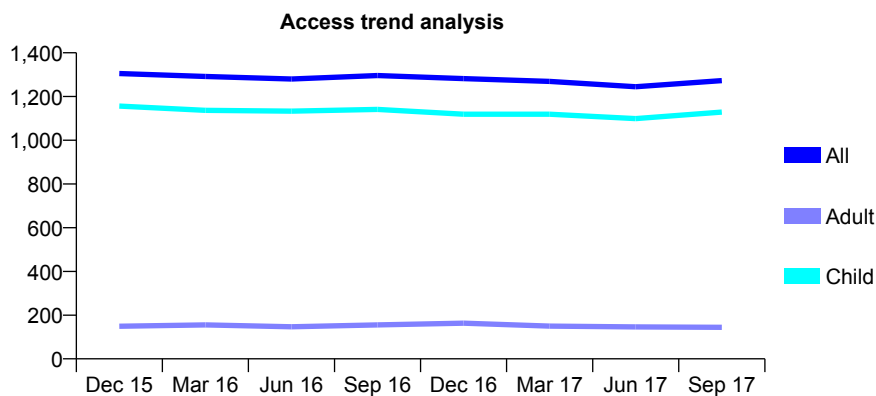
Q64 - Vital Signs At a Glance Contract Report for 117617/0001 - September 2017

Name or company name	Barley Mow Dental Care
Contract type name	GDS Contract
Purpose of contract	General
Contract start date	01/04/2006
Contract end date	

17/18 Contracted general activity (UDA)	3,100
Carry forward general activity (UDA)	0
17/18 Contracted orthodontic activity (UOA)	0
Carry forward orthodontic activity (UOA)	0
Baseline contract value	£74,670.61

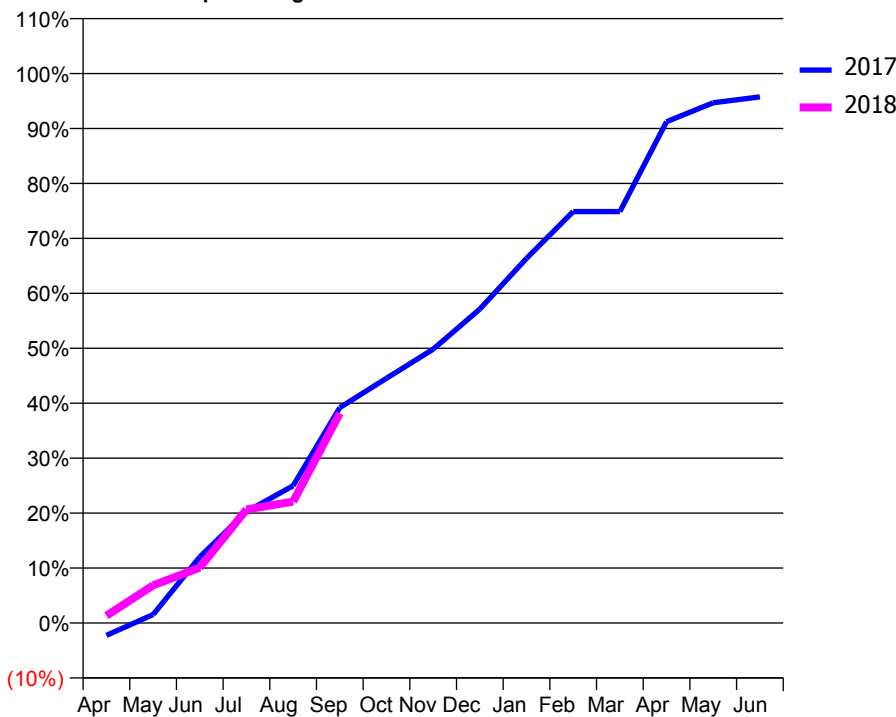
ACCESS*

Patients seen in 24 months	Total	Change since previous quarter
Quarter ending September 2016	1,296	
Quarter ending December 2016	1,282	↓
Quarter ending March 2017	1,269	↓
Quarter ending June 2017	1,245	↓
Quarter ending September 2017	1,273	↑
Variance since September 2016	(1.8%)	↓



ACTIVITY

Cumulative percentage of contracted UDA delivered 2017 & 2018



Adjusted Scheduled Activity (UDA)

Month	2017	2018
April	-71	41
May	48	212
June	372	313
July	629	641
August	774	685
September	1,215	1,183
October	1,381	
November	1,545	
December	1,771	
January	2,057	
February	2,321	
March	2,321	
April	2,828	
May	2,935	
June	2,968	

QUALITY

	Quantity	Base Number	Contract	AT	Region	England
% of FP17s for the same patient ID Re-attending within 3 months - Children	142	1,301	10.9%	9.1%	11.4%	11.9%
% of FP17s for the same patient ID Re-attending within 3 months - Adults	2	64	3.1%	13.4%	15.7%	15.9%
% of FP17s for the same patient ID Re-attending between 3 & 9 months - Children	797	1,301	61.3%	61.7%	60.6%	58.1%
% of FP17s for the same patient ID Re-attending between 3 & 9 months - Adults	38	64	59.4%	52.3%	52.0%	50.6%
% of FP17s for Band 1 Urgent Courses	19	905	2.1%	8.1%	9.6%	9.1%
% of FP17s Relating to Free Repair or Replacements	0	905	0.0%	0.7%	0.7%	0.8%
% of FP17s Relating to Continuations	0	905	0.0%	1.0%	1.0%	1.1%
% of Patients satisfied with the dentistry they have received	2	2	N/A	92.1%	91.6%	91.4%
% of Patients satisfied with the time they had to wait for an appointment	2	2	N/A	88.2%	87.9%	87.7%

* This is based on patients treated on this contract for their most recent course of treatment. Figures in italics indicate the base number of FP17s or Patient Questionnaire responses are less than 100. N/A is shown where the base number of responses is less than 10 during the period. % is calculated as Quantity/Base number*100

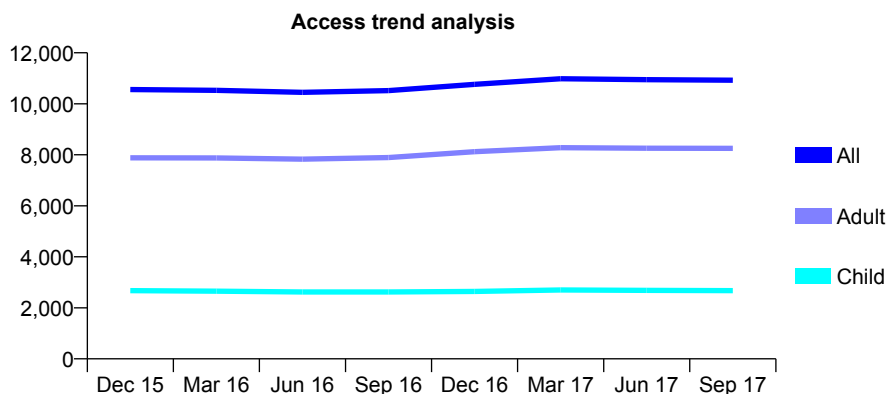
Q64 - Vital Signs At a Glance Contract Report for 117811/0001 - September 2017

Name or company name	Chipping Manor Dental Practice Ltd.
Contract type name	GDS Contract
Purpose of contract	General
Contract start date	01/04/2008
Contract end date	

17/18 Contracted general activity (UDA)	33,004
Carry forward general activity (UDA)	-549
17/18 Contracted orthodontic activity (UOA)	0
Carry forward orthodontic activity (UOA)	0
Baseline contract value	£904,756.99

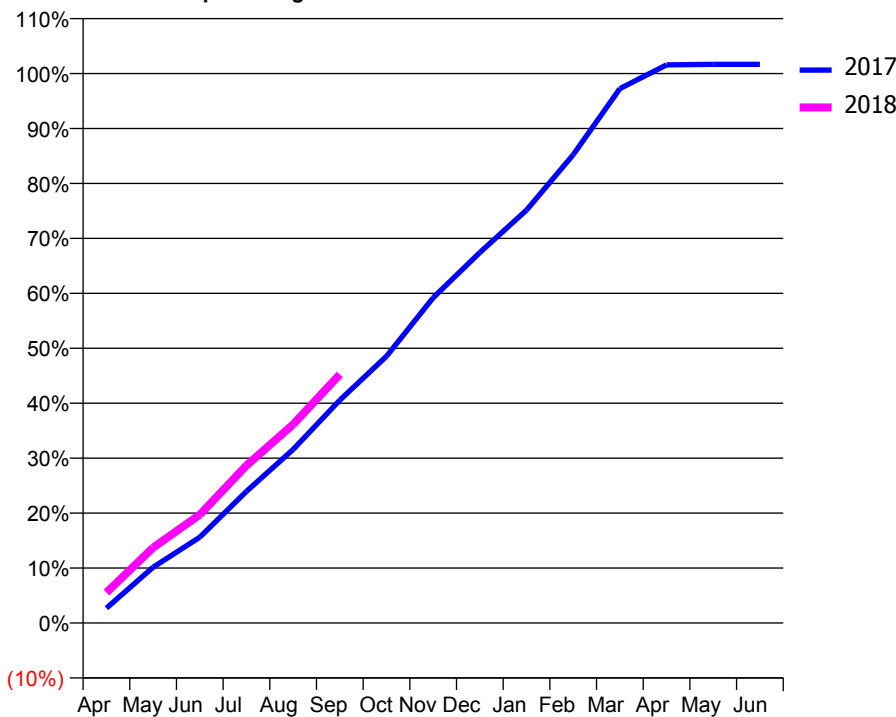
ACCESS*

Patients seen in 24 months	Total	Change since previous quarter
Quarter ending September 2016	10,519	
Quarter ending December 2016	10,762	↑
Quarter ending March 2017	10,981	↑
Quarter ending June 2017	10,944	→
Quarter ending September 2017	10,924	→
Variance since September 2016	3.9%	↑



ACTIVITY

Cumulative percentage of contracted UDA delivered 2017 & 2018



Month	Adjusted Scheduled Activity (UDA)	
	2017	2018
April	893	1,830
May	3,355	4,533
June	5,153	6,509
July	7,907	9,465
August	10,422	11,928
September	13,389	14,931
October	16,024	
November	19,538	
December	22,249	
January	24,800	
February	28,122	
March	32,099	
April	33,524	
May	33,557	
June	33,553	

QUALITY

	Quantity	Base Number	Contract	AT	Region	England
% of FP17s for the same patient ID Re-attending within 3 months - Children	121	2,059	5.9%	9.1%	11.4%	11.9%
% of FP17s for the same patient ID Re-attending within 3 months - Adults	775	5,495	14.1%	13.4%	15.7%	15.9%
% of FP17s for the same patient ID Re-attending between 3 & 9 months - Children	1,380	2,059	67.0%	61.7%	60.6%	58.1%
% of FP17s for the same patient ID Re-attending between 3 & 9 months - Adults	2,708	5,495	49.3%	52.3%	52.0%	50.6%
% of FP17s for Band 1 Urgent Courses	662	6,583	10.1%	8.1%	9.6%	9.1%
% of FP17s Relating to Free Repair or Replacements	110	6,583	1.7%	0.7%	0.7%	0.8%
% of FP17s Relating to Continuations	28	6,583	0.4%	1.0%	1.0%	1.1%
% of Patients satisfied with the dentistry they have received	42	45	93.3%	92.1%	91.6%	91.4%
% of Patients satisfied with the time they had to wait for an appointment	39	45	86.7%	88.2%	87.9%	87.7%

* This is based on patients treated on this contract for their most recent course of treatment. Figures in italics indicate the base number of FP17s or Patient Questionnaire responses are less than 100. N/A is shown where the base number of responses is less than 10 during the period. % is calculated as Quantity/Base number*100

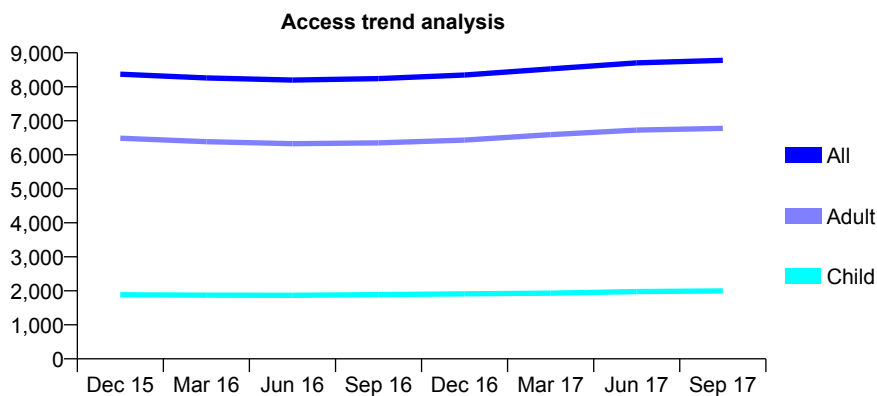
Q64 - Vital Signs At a Glance Contract Report for 117811/0002 - September 2017

Name or company name	Chipping Manor Dental Practice Ltd.
Contract type name	GDS Contract
Purpose of contract	General
Contract start date	17/09/2008
Contract end date	

17/18 Contracted general activity (UDA)	26,100
Carry forward general activity (UDA)	-326
17/18 Contracted orthodontic activity (UOA)	0
Carry forward orthodontic activity (UOA)	0
Baseline contract value	£683,910.14

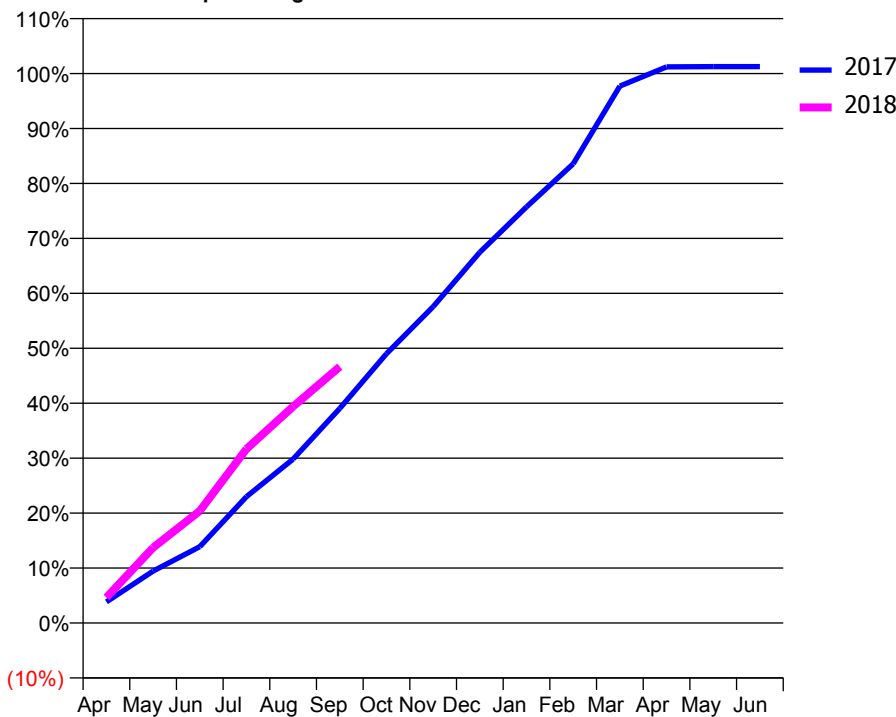
ACCESS*

Patients seen in 24 months	Total	Change since previous quarter
Quarter ending September 2016	8,240	
Quarter ending December 2016	8,346	→
Quarter ending March 2017	8,529	↑
Quarter ending June 2017	8,705	↑
Quarter ending September 2017	8,779	→
Variance since September 2016	6.5%	↑



ACTIVITY

Cumulative percentage of contracted UDA delivered 2017 & 2018



Month	Adjusted Scheduled Activity (UDA)	
	2017	2018
April	1,006	1,212
May	2,468	3,584
June	3,629	5,323
July	5,999	8,268
August	7,790	10,283
September	10,191	12,178
October	12,791	
November	15,027	
December	17,608	
January	19,762	
February	21,808	
March	25,506	
April	26,417	
May	26,429	
June	26,426	

QUALITY

	Quantity	Base Number	Contract	AT	Region	England
% of FP17s for the same patient ID Re-attending within 3 months - Children	97	1,575	6.2%	9.1%	11.4%	11.9%
% of FP17s for the same patient ID Re-attending within 3 months - Adults	532	4,640	11.5%	13.4%	15.7%	15.9%
% of FP17s for the same patient ID Re-attending between 3 & 9 months - Children	1,099	1,575	69.8%	61.7%	60.6%	58.1%
% of FP17s for the same patient ID Re-attending between 3 & 9 months - Adults	2,264	4,640	48.8%	52.3%	52.0%	50.6%
% of FP17s for Band 1 Urgent Courses	334	5,801	5.8%	8.1%	9.6%	9.1%
% of FP17s Relating to Free Repair or Replacements	113	5,801	1.9%	0.7%	0.7%	0.8%
% of FP17s Relating to Continuations	68	5,801	1.2%	1.0%	1.0%	1.1%
% of Patients satisfied with the dentistry they have received	28	29	96.6%	92.1%	91.6%	91.4%
% of Patients satisfied with the time they had to wait for an appointment	27	29	93.1%	88.2%	87.9%	87.7%

* This is based on patients treated on this contract for their most recent course of treatment. Figures in italics indicate the base number of FP17s or Patient Questionnaire responses are less than 100. N/A is shown where the base number of responses is less than 10 during the period. % is calculated as Quantity/Base number*100

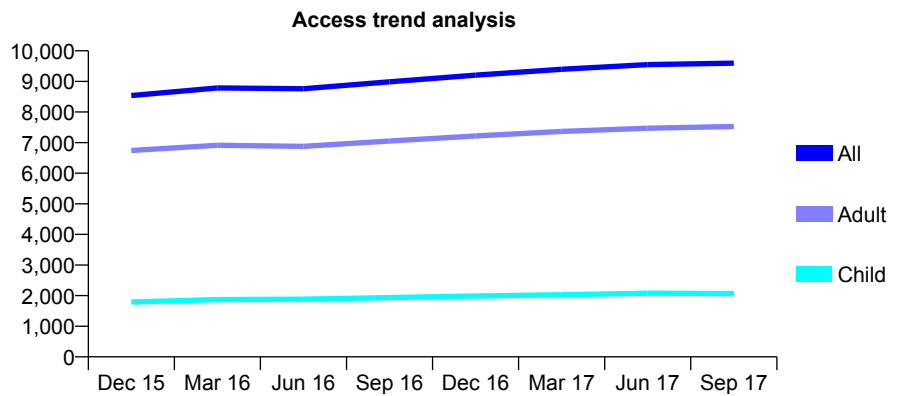
Q64 - Vital Signs At a Glance Contract Report for 118060/0029 - September 2017

Name or company name	Genix Healthcare Ltd
Contract type name	PDS Plus Contract
Purpose of contract	General
Contract start date	15/09/2011
Contract end date	14/09/2018

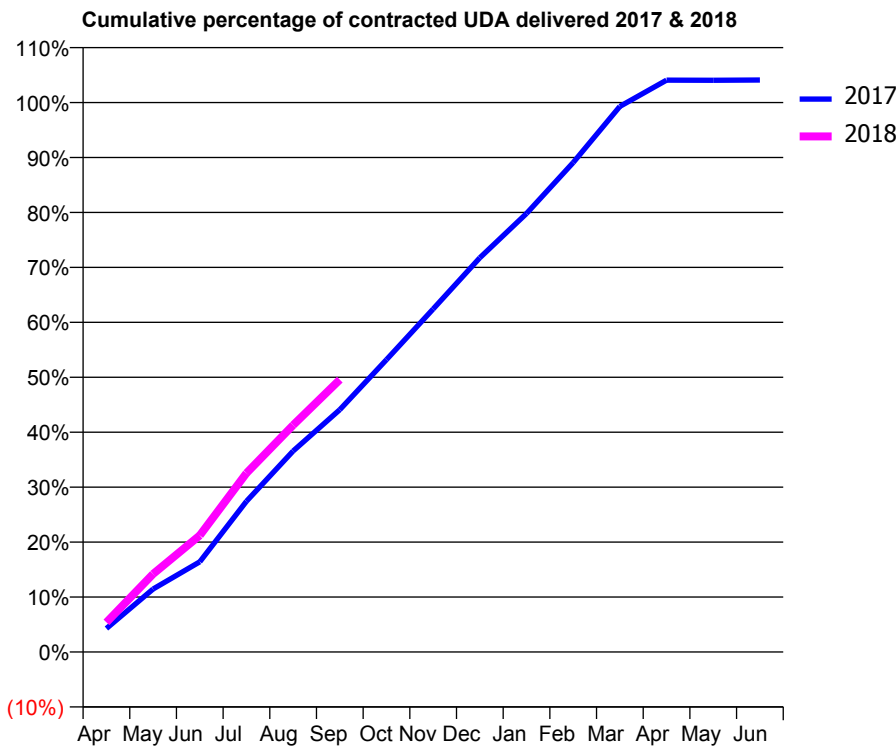
17/18 Contracted general activity (UDA)	24,000
Carry forward general activity (UDA)	-480
17/18 Contracted orthodontic activity (UOA)	0
Carry forward orthodontic activity (UOA)	0
Baseline contract value	£333,872.56

ACCESS*

Patients seen in 24 months	Total	Change since previous quarter
Quarter ending September 2016	8,989	
Quarter ending December 2016	9,206	↑
Quarter ending March 2017	9,398	↑
Quarter ending June 2017	9,550	→
Quarter ending September 2017	9,597	→
Variance since September 2016	6.8%	↑



ACTIVITY



Month	Adjusted Scheduled Activity (UDA)	
	2017	2018
April	1,028	1,297
May	2,751	3,412
June	3,938	5,094
July	6,582	7,815
August	8,780	9,908
September	10,585	11,897
October	12,767	
November	14,981	
December	17,218	
January	19,153	
February	21,375	
March	23,830	
April	24,974	
May	24,973	
June	24,981	

QUALITY

	Quantity	Base Number	Contract	AT	Region	England
% of FP17s for the same patient ID Re-attending within 3 months - Children	51	1,524	3.3%	9.1%	11.4%	11.9%
% of FP17s for the same patient ID Re-attending within 3 months - Adults	541	4,824	11.2%	13.4%	15.7%	15.9%
% of FP17s for the same patient ID Re-attending between 3 & 9 months - Children	988	1,524	64.8%	61.7%	60.6%	58.1%
% of FP17s for the same patient ID Re-attending between 3 & 9 months - Adults	2,218	4,824	46.0%	52.3%	52.0%	50.6%
% of FP17s for Band 1 Urgent Courses	256	5,899	4.3%	8.1%	9.6%	9.1%
% of FP17s Relating to Free Repair or Replacements	51	5,899	0.9%	0.7%	0.7%	0.8%
% of FP17s Relating to Continuations	67	5,899	1.1%	1.0%	1.0%	1.1%
% of Patients satisfied with the dentistry they have received	28	30	93.3%	92.1%	91.6%	91.4%
% of Patients satisfied with the time they had to wait for an appointment	28	30	93.3%	88.2%	87.9%	87.7%

* This is based on patients treated on this contract for their most recent course of treatment. Figures in italics indicate the base number of FP17s or Patient Questionnaire responses are less than 100. N/A is shown where the base number of responses is less than 10 during the period. % is calculated as Quantity/Base number*100

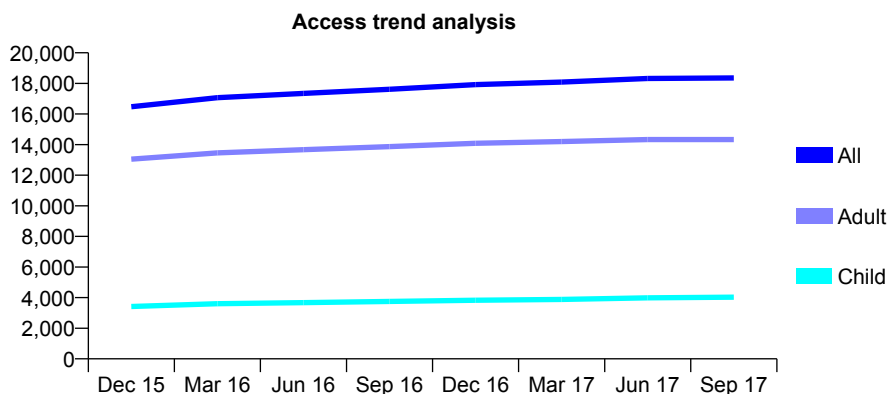
Q64 - Vital Signs At a Glance Contract Report for 118060/0030 - September 2017

Name or company name	Genix Healthcare Ltd
Contract type name	PDS Plus Contract
Purpose of contract	General
Contract start date	03/11/2011
Contract end date	02/11/2018

17/18 Contracted general activity (UDA)	58,000
Carry forward general activity (UDA)	0
17/18 Contracted orthodontic activity (UOA)	0
Carry forward orthodontic activity (UOA)	0
Baseline contract value	£743,575.66

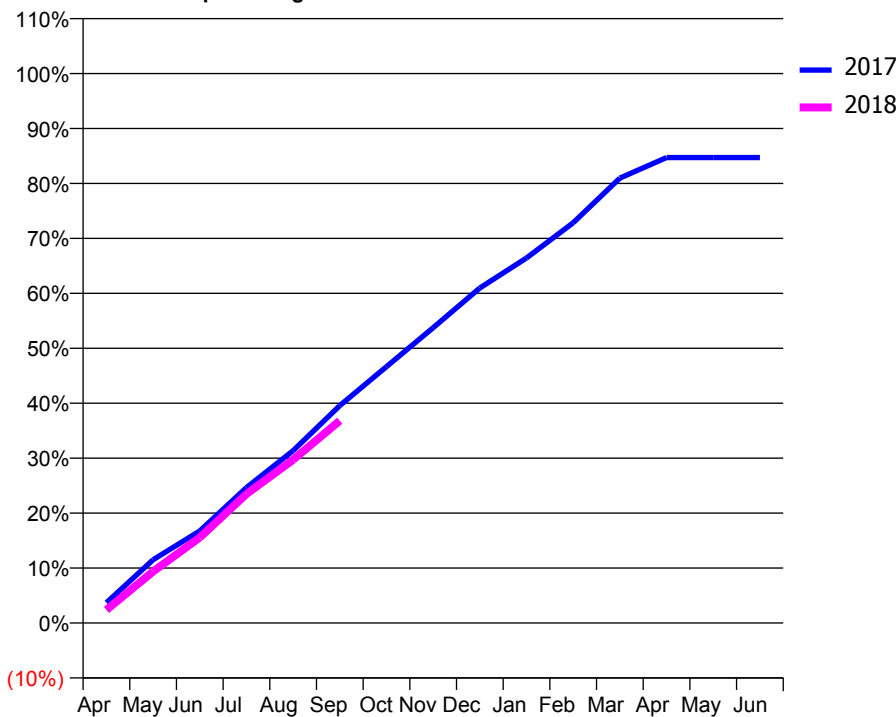
ACCESS*

Patients seen in 24 months	Total	Change since previous quarter
Quarter ending September 2016	17,619	
Quarter ending December 2016	17,919	→
Quarter ending March 2017	18,083	→
Quarter ending June 2017	18,320	→
Quarter ending September 2017	18,357	→
Variance since September 2016	4.2%	↑



ACTIVITY

Cumulative percentage of contracted UDA delivered 2017 & 2018



Month	Adjusted Scheduled Activity (UDA)	
	2017	2018
April	2,150	1,392
May	6,676	5,439
June	9,726	9,032
July	14,288	13,613
August	18,190	17,230
September	22,950	21,353
October	27,054	
November	31,169	
December	35,370	
January	38,524	
February	42,248	
March	46,960	
April	49,128	
May	49,127	
June	49,123	

QUALITY

	Quantity	Base Number	Contract	AT	Region	England
% of FP17s for the same patient ID Re-attending within 3 months - Children	184	2,718	6.8%	9.1%	11.4%	11.9%
% of FP17s for the same patient ID Re-attending within 3 months - Adults	932	8,083	11.5%	13.4%	15.7%	15.9%
% of FP17s for the same patient ID Re-attending between 3 & 9 months - Children	1,548	2,718	57.0%	61.7%	60.6%	58.1%
% of FP17s for the same patient ID Re-attending between 3 & 9 months - Adults	3,993	8,083	49.4%	52.3%	52.0%	50.6%
% of FP17s for Band 1 Urgent Courses	1,058	9,900	10.7%	8.1%	9.6%	9.1%
% of FP17s Relating to Free Repair or Replacements	72	9,900	0.7%	0.7%	0.7%	0.8%
% of FP17s Relating to Continuations	32	9,900	0.3%	1.0%	1.0%	1.1%
% of Patients satisfied with the dentistry they have received	43	46	93.5%	92.1%	91.6%	91.4%
% of Patients satisfied with the time they had to wait for an appointment	44	46	95.7%	88.2%	87.9%	87.7%

* This is based on patients treated on this contract for their most recent course of treatment. Figures in italics indicate the base number of FP17s or Patient Questionnaire responses are less than 100. N/A is shown where the base number of responses is less than 10 during the period. % is calculated as Quantity/Base number*100

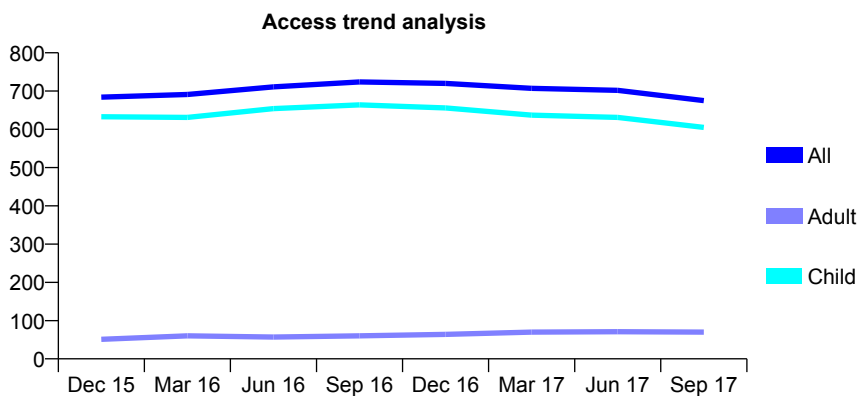
Q64 - Vital Signs At a Glance Contract Report for 118222/0002 - September 2017

Name or company name	Long Street Dental
Contract type name	GDS Contract
Purpose of contract	General
Contract start date	01/05/2006
Contract end date	

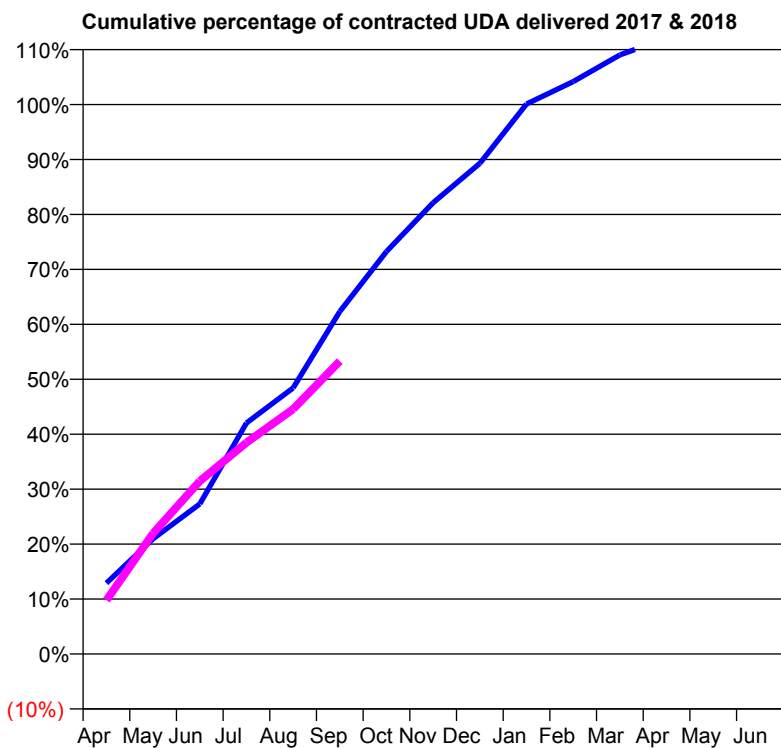
17/18 Contracted general activity (UDA)	1,300
Carry forward general activity (UDA)	-26
17/18 Contracted orthodontic activity (UOA)	0
Carry forward orthodontic activity (UOA)	0
Baseline contract value	£34,477.66

ACCESS*

Patients seen in 24 months	Total	Change since previous quarter
Quarter ending September 2016	724	
Quarter ending December 2016	720	→
Quarter ending March 2017	707	↓
Quarter ending June 2017	702	→
Quarter ending September 2017	675	↓
Variance since September 2016	(6.8%)	↓



ACTIVITY



Month	Adjusted Scheduled Activity (UDA)	
	2017	2018
April	168	127
May	273	286
June	355	409
July	547	500
August	630	579
September	810	693
October	952	
November	1,068	
December	1,161	
January	1,301	
February	1,354	
March	1,417	
April	1,457	
May	1,461	
June	1,462	

QUALITY

	Quantity	Base Number	Contract	AT	Region	England
% of FP17s for the same patient ID Re-attending within 3 months - Children	32	603	5.3%	9.1%	11.4%	11.9%
% of FP17s for the same patient ID Re-attending within 3 months - Adults	0	0	N/A	13.4%	15.7%	15.9%
% of FP17s for the same patient ID Re-attending between 3 & 9 months - Children	477	603	79.1%	61.7%	60.6%	58.1%
% of FP17s for the same patient ID Re-attending between 3 & 9 months - Adults	0	0	N/A	52.3%	52.0%	50.6%
% of FP17s for Band 1 Urgent Courses	9	569	1.6%	8.1%	9.6%	9.1%
% of FP17s Relating to Free Repair or Replacements	0	569	0.0%	0.7%	0.7%	0.8%
% of FP17s Relating to Continuations	9	569	1.6%	1.0%	1.0%	1.1%
% of Patients satisfied with the dentistry they have received	3	3	N/A	92.1%	91.6%	91.4%
% of Patients satisfied with the time they had to wait for an appointment	2	3	N/A	88.2%	87.9%	87.7%

* This is based on patients treated on this contract for their most recent course of treatment. Figures in italics indicate the base number of FP17s or Patient Questionnaire responses are less than 100. N/A is shown where the base number of responses is less than 10 during the period. % is calculated as Quantity/Base number*100

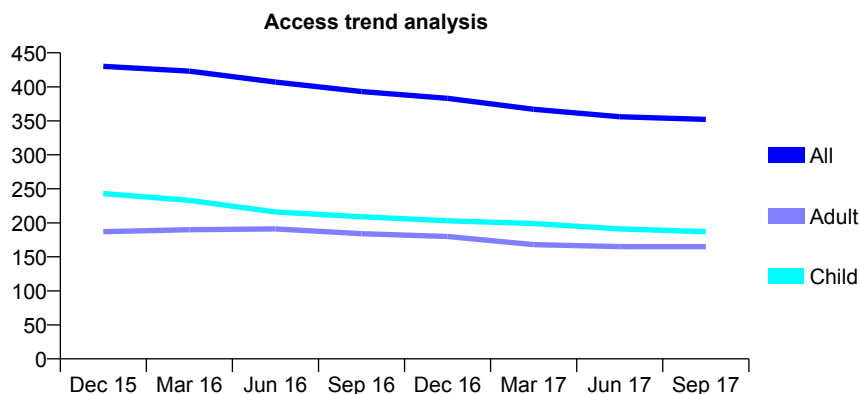
Q64 - Vital Signs At a Glance Contract Report for 119504/0001 - September 2017

Name or company name	Mr CS Lambert-Rose
Contract type name	GDS Contract
Purpose of contract	General
Contract start date	18/05/2012
Contract end date	

17/18 Contracted general activity (UDA)	650
Carry forward general activity (UDA)	-6
17/18 Contracted orthodontic activity (UOA)	0
Carry forward orthodontic activity (UOA)	0
Baseline contract value	£14,451.72

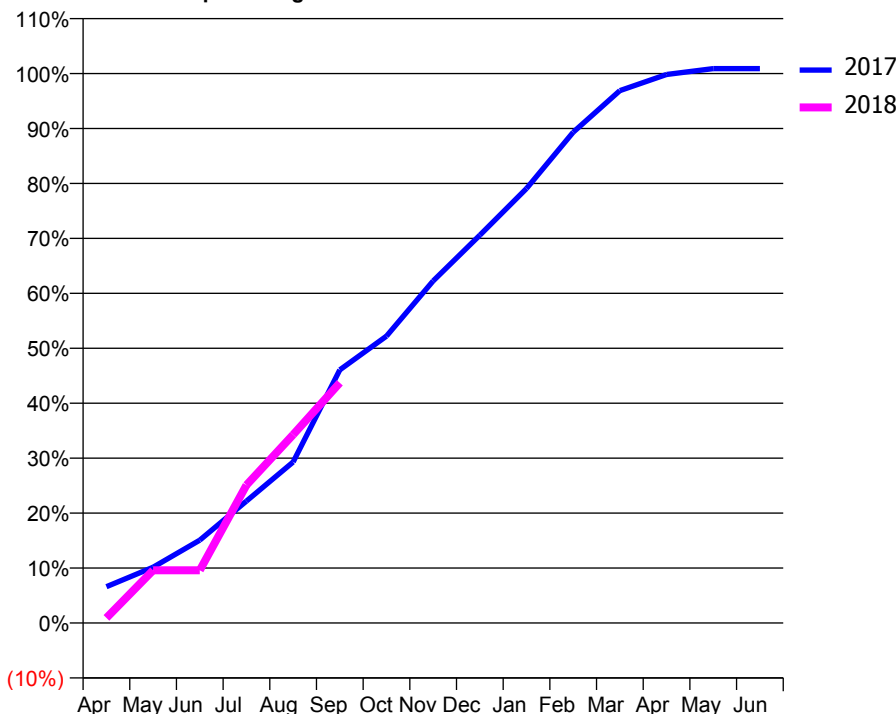
ACCESS*

Patients seen in 24 months	Total	Change since previous quarter
Quarter ending September 2016	393	
Quarter ending December 2016	383	↓
Quarter ending March 2017	367	↓
Quarter ending June 2017	356	↓
Quarter ending September 2017	352	↓
Variance since September 2016	(10.4%)	↓



ACTIVITY

Cumulative percentage of contracted UDA delivered 2017 & 2018



Adjusted Scheduled Activity (UDA)

Month	2017	2018
April	43	6
May	66	62
June	98	62
July	144	163
August	190	223
September	299	284
October	339	
November	405	
December	459	
January	514	
February	581	
March	630	
April	649	
May	656	
June	656	

QUALITY

	Quantity	Base Number	Contract	AT	Region	England
% of FP17s for the same patient ID Re-attending within 3 months - Children	2	128	1.6%	9.1%	11.4%	11.9%
% of FP17s for the same patient ID Re-attending within 3 months - Adults	8	90	8.9%	13.4%	15.7%	15.9%
% of FP17s for the same patient ID Re-attending between 3 & 9 months - Children	38	128	29.7%	61.7%	60.6%	58.1%
% of FP17s for the same patient ID Re-attending between 3 & 9 months - Adults	24	90	26.7%	52.3%	52.0%	50.6%
% of FP17s for Band 1 Urgent Courses	16	200	8.0%	8.1%	9.6%	9.1%
% of FP17s Relating to Free Repair or Replacements	0	200	0.0%	0.7%	0.7%	0.8%
% of FP17s Relating to Continuations	2	200	1.0%	1.0%	1.0%	1.1%
% of Patients satisfied with the dentistry they have received	2	2	N/A	92.1%	91.6%	91.4%
% of Patients satisfied with the time they had to wait for an appointment	2	2	N/A	88.2%	87.9%	87.7%

* This is based on patients treated on this contract for their most recent course of treatment. Figures in italics indicate the base number of FP17s or Patient Questionnaire responses are less than 100. N/A is shown where the base number of responses is less than 10 during the period. % is calculated as Quantity/Base number*100

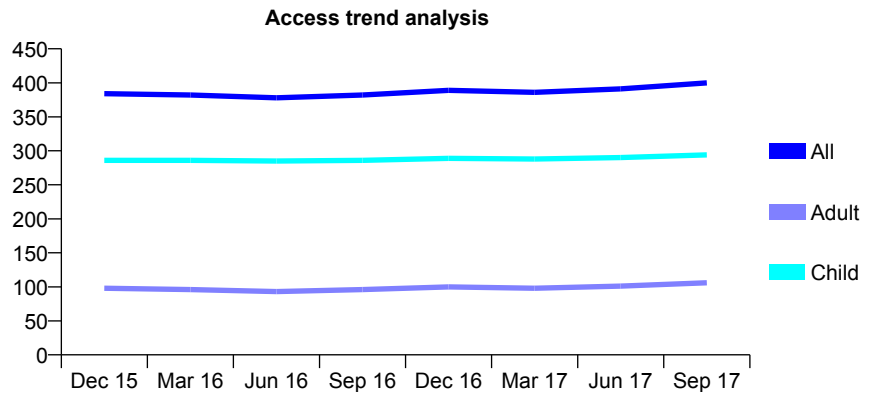
Q64 - Vital Signs At a Glance Contract Report for 119733/0001 - September 2017

Name or company name	CD Rosser Dental Practice Ltd
Contract type name	GDS Contract
Purpose of contract	General
Contract start date	01/07/2012
Contract end date	

17/18 Contracted general activity (UDA)	1,187
Carry forward general activity (UDA)	0
17/18 Contracted orthodontic activity (UOA)	0
Carry forward orthodontic activity (UOA)	0
Baseline contract value	£26,834.13

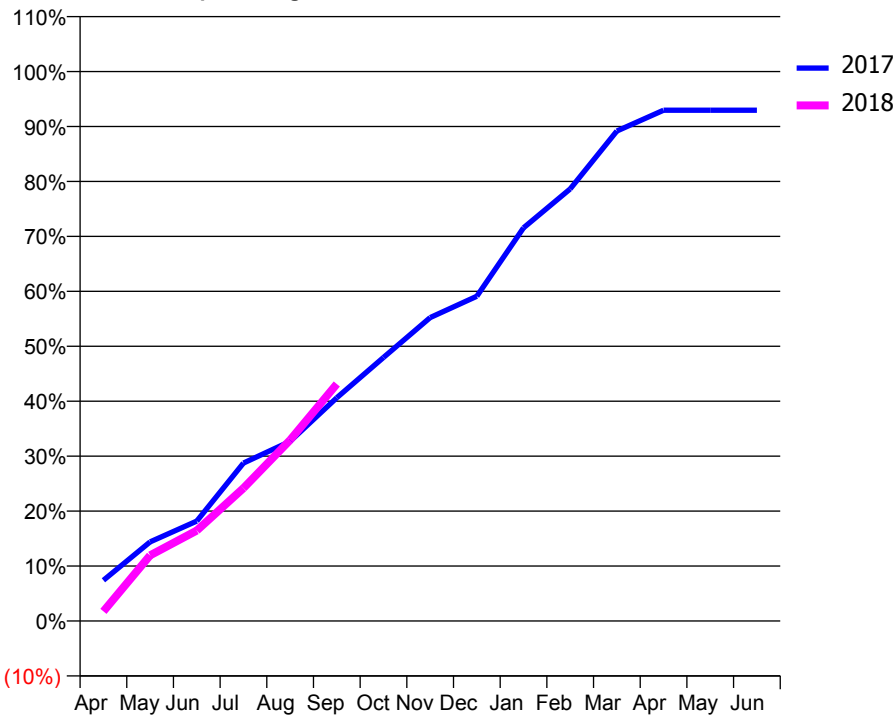
ACCESS*

Patients seen in 24 months	Total	Change since previous quarter
Quarter ending September 2016	382	
Quarter ending December 2016	389	→
Quarter ending March 2017	386	→
Quarter ending June 2017	391	→
Quarter ending September 2017	400	↑
Variance since September 2016	4.7%	↑



ACTIVITY

Cumulative percentage of contracted UDA delivered 2017 & 2018



Month	Adjusted Scheduled Activity (UDA)	
	2017	2018
April	88	21
May	171	142
June	216	195
July	341	287
August	388	391
September	482	512
October	569	
November	655	
December	701	
January	849	
February	933	
March	1,058	
April	1,103	
May	1,103	
June	1,103	

QUALITY

	Quantity	Base Number	Contract	AT	Region	England
% of FP17s for the same patient ID Re-attending within 3 months - Children	10	261	3.8%	9.1%	11.4%	11.9%
% of FP17s for the same patient ID Re-attending within 3 months - Adults	6	63	9.5%	13.4%	15.7%	15.9%
% of FP17s for the same patient ID Re-attending between 3 & 9 months - Children	182	261	69.7%	61.7%	60.6%	58.1%
% of FP17s for the same patient ID Re-attending between 3 & 9 months - Adults	46	63	73.0%	52.3%	52.0%	50.6%
% of FP17s for Band 1 Urgent Courses	5	296	1.7%	8.1%	9.6%	9.1%
% of FP17s Relating to Free Repair or Replacements	0	296	0.0%	0.7%	0.7%	0.8%
% of FP17s Relating to Continuations	0	296	0.0%	1.0%	1.0%	1.1%
% of Patients satisfied with the dentistry they have received	1	1	N/A	92.1%	91.6%	91.4%
% of Patients satisfied with the time they had to wait for an appointment	1	1	N/A	88.2%	87.9%	87.7%

* This is based on patients treated on this contract for their most recent course of treatment. Figures in italics indicate the base number of FP17s or Patient Questionnaire responses are less than 100. N/A is shown where the base number of responses is less than 10 during the period. % is calculated as Quantity/Base number*100

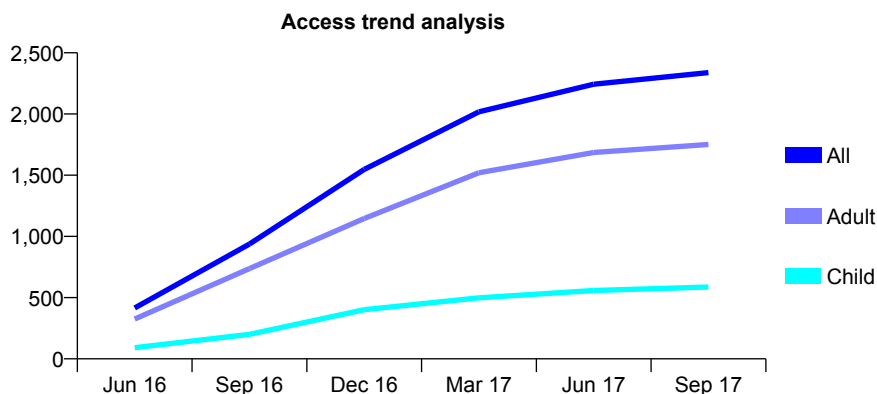
Q64 - Vital Signs At a Glance Contract Report for 121851/0001 - September 2017

Name or company name	Dharwar Moller Partnership
Contract type name	GDS Contract
Purpose of contract	General
Contract start date	01/02/2016
Contract end date	

17/18 Contracted general activity (UDA)	6,500
Carry forward general activity (UDA)	162
17/18 Contracted orthodontic activity (UOA)	0
Carry forward orthodontic activity (UOA)	0
Baseline contract value	£137,128.44

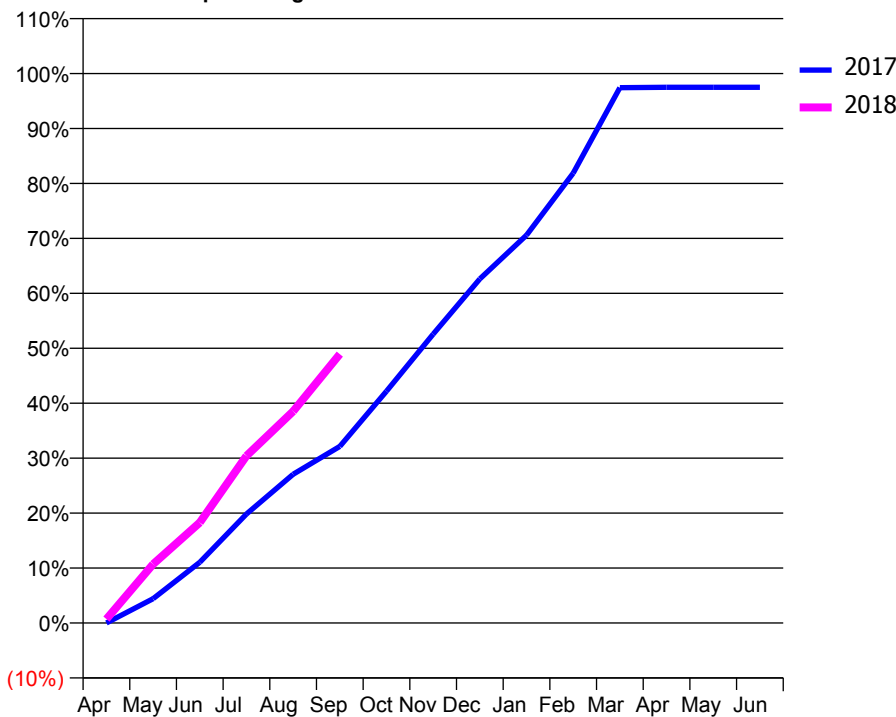
ACCESS*

Patients seen in 24 months	Total	Change since previous quarter
Quarter ending September 2016	937	
Quarter ending December 2016	1,547	↑
Quarter ending March 2017	2,018	↑
Quarter ending June 2017	2,244	↑
Quarter ending September 2017	2,338	↑
Variance since September 2016	149.5%	↑



ACTIVITY

Cumulative percentage of contracted UDA delivered 2017 & 2018



Month	Adjusted Scheduled Activity (UDA)	
	2017	2018
April	0	47
May	287	697
June	718	1,189
July	1,290	1,977
August	1,759	2,504
September	2,089	3,180
October	2,742	
November	3,418	
December	4,071	
January	4,588	
February	5,321	
March	6,333	
April	6,338	
May	6,338	
June	6,338	

QUALITY

	Quantity	Base Number	Contract	AT	Region	England
% of FP17s for the same patient ID Re-attending within 3 months - Children	29	461	6.3%	9.1%	11.4%	11.9%
% of FP17s for the same patient ID Re-attending within 3 months - Adults	163	1,405	11.6%	13.4%	15.7%	15.9%
% of FP17s for the same patient ID Re-attending between 3 & 9 months - Children	239	461	51.8%	61.7%	60.6%	58.1%
% of FP17s for the same patient ID Re-attending between 3 & 9 months - Adults	734	1,405	52.2%	52.3%	52.0%	50.6%
% of FP17s for Band 1 Urgent Courses	136	1,865	7.3%	8.1%	9.6%	9.1%
% of FP17s Relating to Free Repair or Replacements	33	1,865	1.8%	0.7%	0.7%	0.8%
% of FP17s Relating to Continuations	15	1,865	0.8%	1.0%	1.0%	1.1%
% of Patients satisfied with the dentistry they have received	10	10	100.0%	92.1%	91.6%	91.4%
% of Patients satisfied with the time they had to wait for an appointment	10	10	100.0%	88.2%	87.9%	87.7%

* This is based on patients treated on this contract for their most recent course of treatment. Figures in italics indicate the base number of FP17s or Patient Questionnaire responses are less than 100. N/A is shown where the base number of responses is less than 10 during the period. % is calculated as Quantity/Base number*100

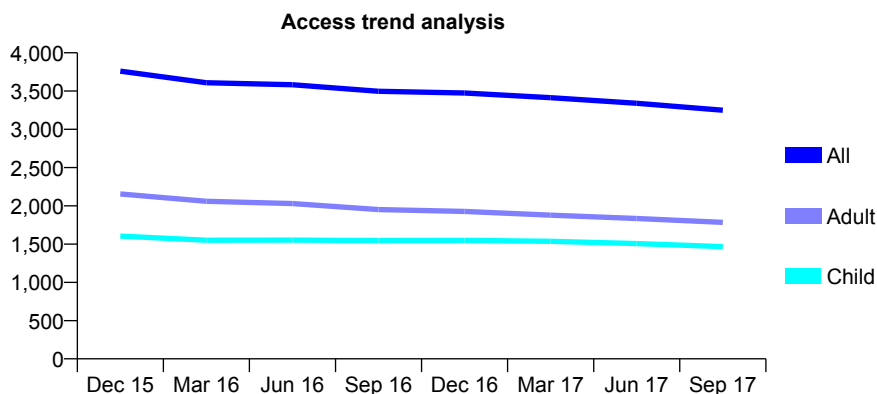
Q64 - Vital Signs At a Glance Contract Report for 122157/0001 - September 2017

Name or company name	Care Dental
Contract type name	GDS Contract
Purpose of contract	General
Contract start date	01/04/2013
Contract end date	

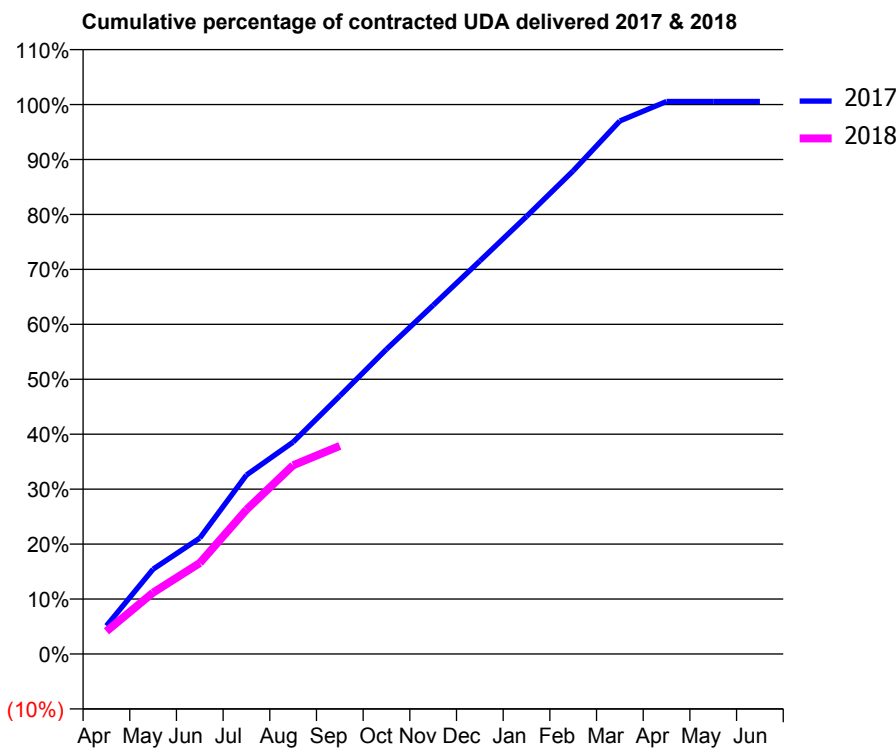
17/18 Contracted general activity (UDA)	9,000
Carry forward general activity (UDA)	-50
17/18 Contracted orthodontic activity (UOA)	0
Carry forward orthodontic activity (UOA)	0
Baseline contract value	£239,668.18

ACCESS*

Patients seen in 24 months	Total	Change since previous quarter
Quarter ending September 2016	3,497	
Quarter ending December 2016	3,474	→
Quarter ending March 2017	3,414	↓
Quarter ending June 2017	3,340	↓
Quarter ending September 2017	3,250	↓
Variance since September 2016	(7.1%)	↓



ACTIVITY



Month	Adjusted Scheduled Activity (UDA)	
	2017	2018
April	462	373
May	1,390	1,005
June	1,899	1,490
July	2,931	2,364
August	3,471	3,092
September	4,227	3,409
October	4,992	
November	5,713	
December	6,438	
January	7,167	
February	7,913	
March	8,731	
April	9,050	
May	9,050	
June	9,050	

QUALITY

	Quantity	Base Number	Contract	AT	Region	England
% of FP17s for the same patient ID Re-attending within 3 months - Children	33	966	3.4%	9.1%	11.4%	11.9%
% of FP17s for the same patient ID Re-attending within 3 months - Adults	70	986	7.1%	13.4%	15.7%	15.9%
% of FP17s for the same patient ID Re-attending between 3 & 9 months - Children	623	966	64.5%	61.7%	60.6%	58.1%
% of FP17s for the same patient ID Re-attending between 3 & 9 months - Adults	570	986	57.8%	52.3%	52.0%	50.6%
% of FP17s for Band 1 Urgent Courses	54	1,811	3.0%	8.1%	9.6%	9.1%
% of FP17s Relating to Free Repair or Replacements	0	1,811	0.0%	0.7%	0.7%	0.8%
% of FP17s Relating to Continuations	16	1,811	0.9%	1.0%	1.0%	1.1%
% of Patients satisfied with the dentistry they have received	4	5	N/A	92.1%	91.6%	91.4%
% of Patients satisfied with the time they had to wait for an appointment	4	5	N/A	88.2%	87.9%	87.7%

* This is based on patients treated on this contract for their most recent course of treatment. Figures in italics indicate the base number of FP17s or Patient Questionnaire responses are less than 100. N/A is shown where the base number of responses is less than 10 during the period. % is calculated as Quantity/Base number*100

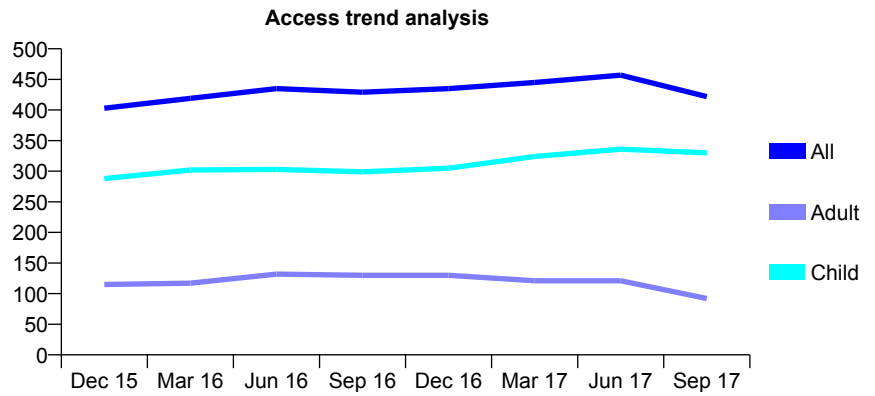
Q64 - Vital Signs At a Glance Contract Report for 123455/0001 - September 2017

Name or company name	The Corsham Dental Partnership
Contract type name	GDS Contract
Purpose of contract	General
Contract start date	29/08/2014
Contract end date	

17/18 Contracted general activity (UDA)	1,085
Carry forward general activity (UDA)	0
17/18 Contracted orthodontic activity (UOA)	0
Carry forward orthodontic activity (UOA)	0
Baseline contract value	£23,278.91

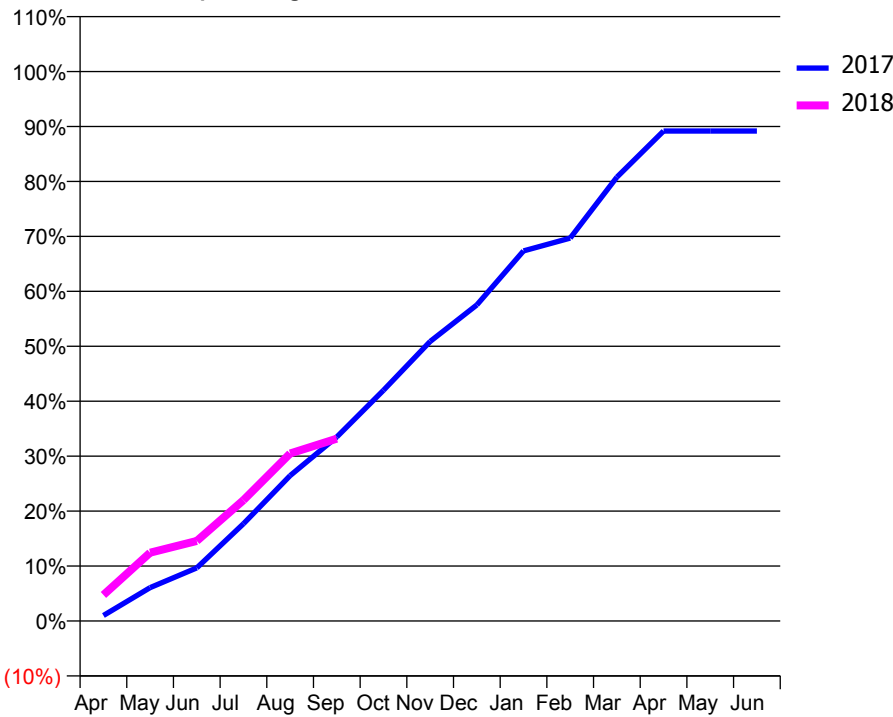
ACCESS*

Patients seen in 24 months	Total	Change since previous quarter
Quarter ending September 2016	429	
Quarter ending December 2016	435	→
Quarter ending March 2017	445	↑
Quarter ending June 2017	457	↑
Quarter ending September 2017	422	↓
Variance since September 2016	(1.6%)	↓



ACTIVITY

Cumulative percentage of contracted UDA delivered 2017 & 2018



Adjusted Scheduled Activity (UDA)		
Month	2017	2018
April	11	51
May	66	135
June	105	158
July	192	239
August	287	331
September	363	360
October	456	
November	552	
December	624	
January	731	
February	756	
March	876	
April	967	
May	967	
June	967	

QUALITY

	Quantity	Base Number	Contract	AT	Region	England
% of FP17s for the same patient ID Re-attending within 3 months - Children	20	280	7.1%	9.1%	11.4%	11.9%
% of FP17s for the same patient ID Re-attending within 3 months - Adults	0	23	0.0%	13.4%	15.7%	15.9%
% of FP17s for the same patient ID Re-attending between 3 & 9 months - Children	181	280	64.6%	61.7%	60.6%	58.1%
% of FP17s for the same patient ID Re-attending between 3 & 9 months - Adults	17	23	73.9%	52.3%	52.0%	50.6%
% of FP17s for Band 1 Urgent Courses	15	258	5.8%	8.1%	9.6%	9.1%
% of FP17s Relating to Free Repair or Replacements	1	258	0.4%	0.7%	0.7%	0.8%
% of FP17s Relating to Continuations	2	258	0.8%	1.0%	1.0%	1.1%
% of Patients satisfied with the dentistry they have received	2	2	N/A	92.1%	91.6%	91.4%
% of Patients satisfied with the time they had to wait for an appointment	2	2	N/A	88.2%	87.9%	87.7%

* This is based on patients treated on this contract for their most recent course of treatment. Figures in italics indicate the base number of FP17s or Patient Questionnaire responses are less than 100. N/A is shown where the base number of responses is less than 10 during the period. % is calculated as Quantity/Base number*100

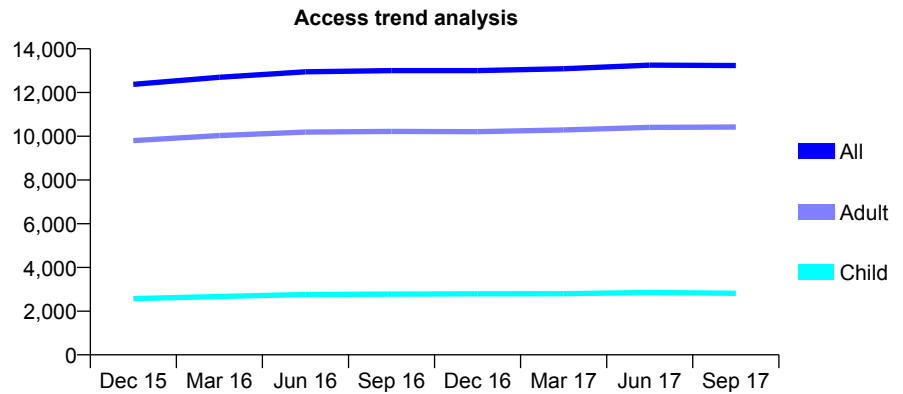
Q64 - Vital Signs At a Glance Contract Report for 125385/0001 - September 2017

Name or company name	Dr Michael Frain Ltd
Contract type name	GDS Contract
Purpose of contract	General
Contract start date	01/04/2008
Contract end date	

17/18 Contracted general activity (UDA)	35,732
Carry forward general activity (UDA)	898
17/18 Contracted orthodontic activity (UOA)	0
Carry forward orthodontic activity (UOA)	0
Baseline contract value	£808,552.76

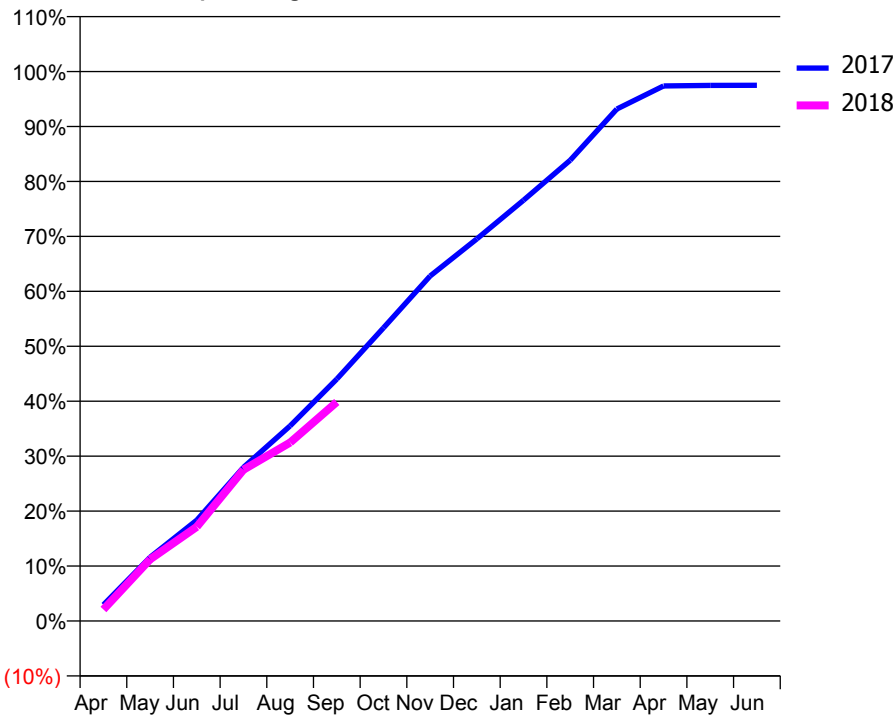
ACCESS*

Patients seen in 24 months	Total	Change since previous quarter
Quarter ending September 2016	13,001	
Quarter ending December 2016	13,002	→
Quarter ending March 2017	13,086	→
Quarter ending June 2017	13,255	→
Quarter ending September 2017	13,236	→
Variance since September 2016	1.8%	→



ACTIVITY

Cumulative percentage of contracted UDA delivered 2017 & 2018



Month	Adjusted Scheduled Activity (UDA)	
	2017	2018
April	1,058	754
May	4,145	4,012
June	6,558	6,124
July	9,995	9,836
August	12,689	11,608
September	15,732	14,240
October	19,064	
November	22,439	
December	24,843	
January	27,361	
February	29,962	
March	33,296	
April	34,794	
May	34,831	
June	34,834	

QUALITY

	Quantity	Base Number	Contract	AT	Region	England
% of FP17s for the same patient ID Re-attending within 3 months - Children	125	2,183	5.7%	9.1%	11.4%	11.9%
% of FP17s for the same patient ID Re-attending within 3 months - Adults	879	7,435	11.8%	13.4%	15.7%	15.9%
% of FP17s for the same patient ID Re-attending between 3 & 9 months - Children	1,381	2,183	63.3%	61.7%	60.6%	58.1%
% of FP17s for the same patient ID Re-attending between 3 & 9 months - Adults	4,402	7,435	59.2%	52.3%	52.0%	50.6%
% of FP17s for Band 1 Urgent Courses	293	8,808	3.3%	8.1%	9.6%	9.1%
% of FP17s Relating to Free Repair or Replacements	140	8,808	1.6%	0.7%	0.7%	0.8%
% of FP17s Relating to Continuations	80	8,808	0.9%	1.0%	1.0%	1.1%
% of Patients satisfied with the dentistry they have received	55	56	98.2%	92.1%	91.6%	91.4%
% of Patients satisfied with the time they had to wait for an appointment	51	56	91.1%	88.2%	87.9%	87.7%

* This is based on patients treated on this contract for their most recent course of treatment. Figures in italics indicate the base number of FP17s or Patient Questionnaire responses are less than 100. N/A is shown where the base number of responses is less than 10 during the period. % is calculated as Quantity/Base number*100

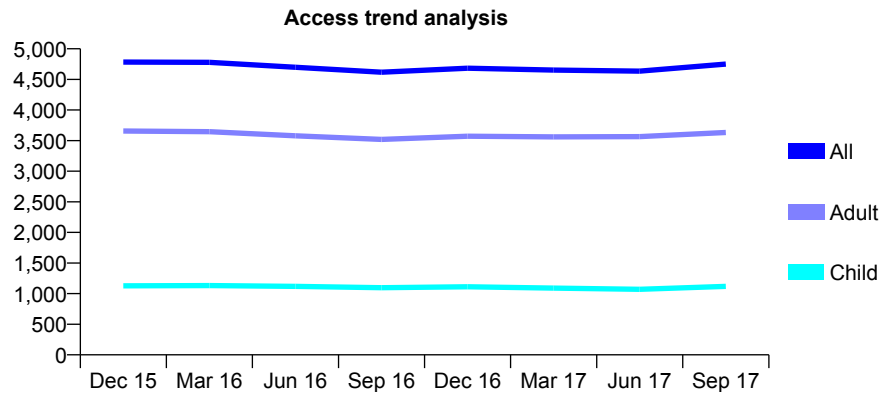
Q64 - Vital Signs At a Glance Contract Report for 125385/0002 - September 2017

Name or company name	Dr Michael Frain Ltd
Contract type name	GDS Contract
Purpose of contract	General and Orthodontic
Contract start date	01/04/2008
Contract end date	

17/18 Contracted general activity (UDA)	14,500
Carry forward general activity (UDA)	-21
17/18 Contracted orthodontic activity (UOA)	5,228
Carry forward orthodontic activity (UOA)	1
Baseline contract value	£677,456.33

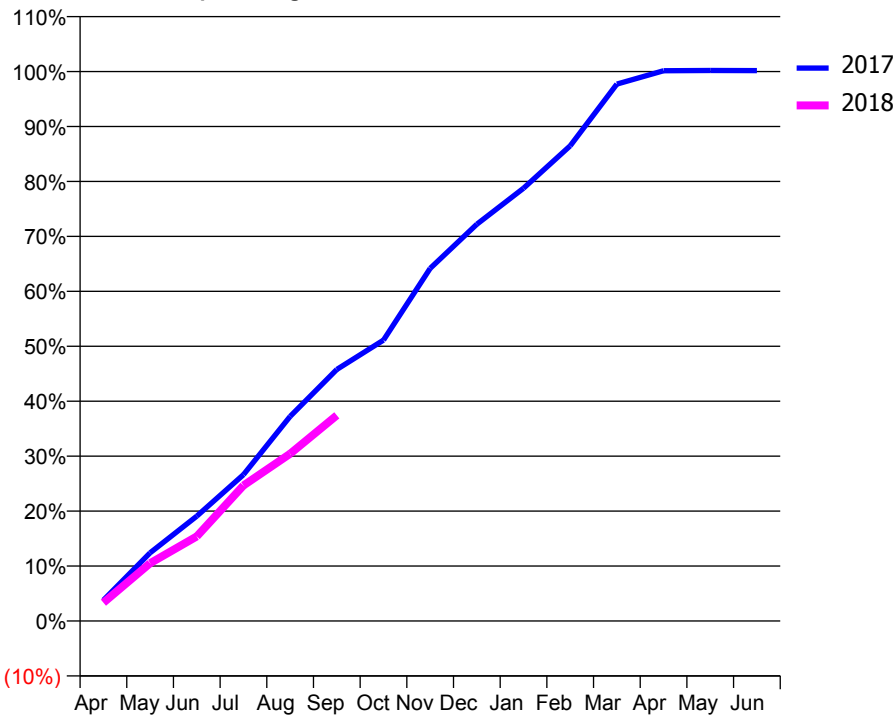
ACCESS*

Patients seen in 24 months	Total	Change since previous quarter
Quarter ending September 2016	4,618	
Quarter ending December 2016	4,684	→
Quarter ending March 2017	4,652	→
Quarter ending June 2017	4,636	→
Quarter ending September 2017	4,750	↑
Variance since September 2016	2.9%	↑



ACTIVITY

Cumulative percentage of contracted UDA delivered 2017 & 2018



Month	Adjusted Scheduled Activity (UDA)	
	2017	2018
April	474	483
May	1,551	1,524
June	2,387	2,234
July	3,330	3,577
August	4,654	4,415
September	5,721	5,427
October	6,391	
November	8,022	
December	9,027	
January	9,846	
February	10,810	
March	12,213	
April	12,517	
May	12,522	
June	12,521	

QUALITY

	Quantity	Base Number	Contract	AT	Region	England
% of FP17s for the same patient ID Re-attending within 3 months - Children	172	1,141	15.1%	9.1%	11.4%	11.9%
% of FP17s for the same patient ID Re-attending within 3 months - Adults	283	2,722	10.4%	13.4%	15.7%	15.9%
% of FP17s for the same patient ID Re-attending between 3 & 9 months - Children	475	1,141	41.6%	61.7%	60.6%	58.1%
% of FP17s for the same patient ID Re-attending between 3 & 9 months - Adults	1,630	2,722	59.9%	52.3%	52.0%	50.6%
% of FP17s for Band 1 Urgent Courses	129	3,343	3.9%	8.1%	9.6%	9.1%
% of FP17s Relating to Free Repair or Replacements	26	3,343	0.8%	0.7%	0.7%	0.8%
% of FP17s Relating to Continuations	10	3,343	0.3%	1.0%	1.0%	1.1%
% of Patients satisfied with the dentistry they have received	13	13	100.0%	92.1%	91.6%	91.4%
% of Patients satisfied with the time they had to wait for an appointment	12	13	92.3%	88.2%	87.9%	87.7%

* This is based on patients treated on this contract for their most recent course of treatment. Figures in italics indicate the base number of FP17s or Patient Questionnaire responses are less than 100. N/A is shown where the base number of responses is less than 10 during the period. % is calculated as Quantity/Base number*100

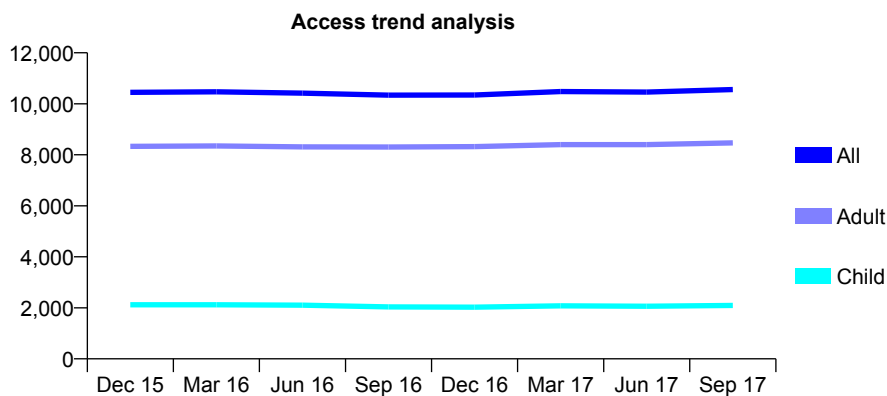
Q64 - Vital Signs At a Glance Contract Report for 125385/0003 - September 2017

Name or company name	Dr Michael Frain Ltd
Contract type name	GDS Contract
Purpose of contract	General
Contract start date	01/04/2008
Contract end date	

17/18 Contracted general activity (UDA)	32,680
Carry forward general activity (UDA)	0
17/18 Contracted orthodontic activity (UOA)	0
Carry forward orthodontic activity (UOA)	0
Baseline contract value	£907,853.19

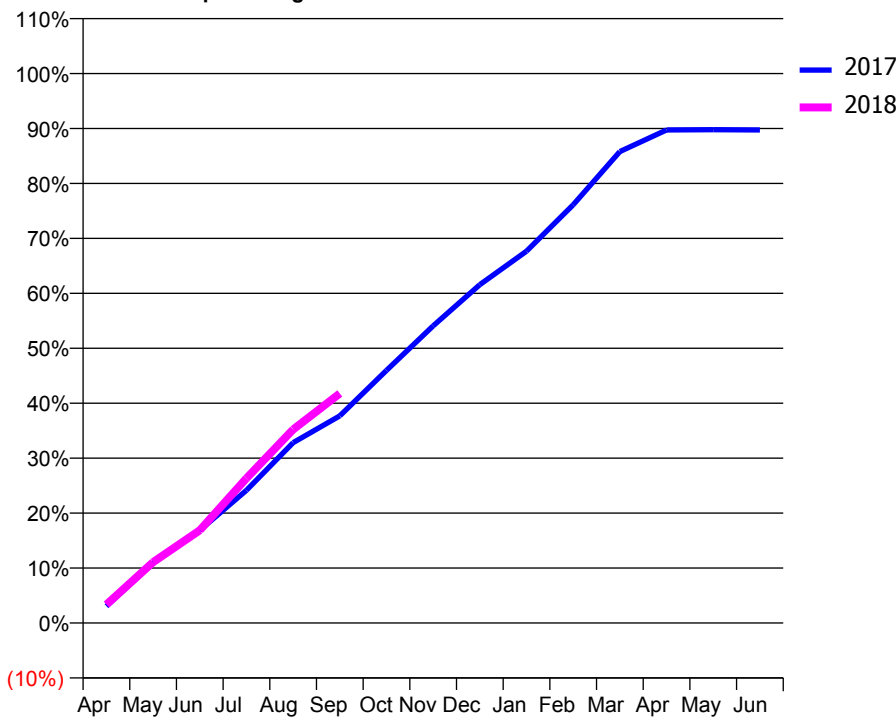
ACCESS*

Patients seen in 24 months	Total	Change since previous quarter
Quarter ending September 2016	10,341	
Quarter ending December 2016	10,344	→
Quarter ending March 2017	10,480	→
Quarter ending June 2017	10,460	→
Quarter ending September 2017	10,561	→
Variance since September 2016	2.1%	↑



ACTIVITY

Cumulative percentage of contracted UDA delivered 2017 & 2018



Month	Adjusted Scheduled Activity (UDA)	
	2017	2018
April	1,007	1,095
May	3,576	3,623
June	5,512	5,519
July	7,893	8,608
August	10,727	11,508
September	12,319	13,653
October	15,023	
November	17,673	
December	20,123	
January	22,111	
February	24,873	
March	28,034	
April	29,326	
May	29,340	
June	29,320	

QUALITY

	Quantity	Base Number	Contract	AT	Region	England
% of FP17s for the same patient ID Re-attending within 3 months - Children	62	1,548	4.0%	9.1%	11.4%	11.9%
% of FP17s for the same patient ID Re-attending within 3 months - Adults	742	5,888	12.6%	13.4%	15.7%	15.9%
% of FP17s for the same patient ID Re-attending between 3 & 9 months - Children	846	1,548	54.7%	61.7%	60.6%	58.1%
% of FP17s for the same patient ID Re-attending between 3 & 9 months - Adults	2,410	5,888	40.9%	52.3%	52.0%	50.6%
% of FP17s for Band 1 Urgent Courses	486	6,870	7.1%	8.1%	9.6%	9.1%
% of FP17s Relating to Free Repair or Replacements	93	6,870	1.4%	0.7%	0.7%	0.8%
% of FP17s Relating to Continuations	65	6,870	0.9%	1.0%	1.0%	1.1%
% of Patients satisfied with the dentistry they have received	38	39	97.4%	92.1%	91.6%	91.4%
% of Patients satisfied with the time they had to wait for an appointment	37	39	94.9%	88.2%	87.9%	87.7%

* This is based on patients treated on this contract for their most recent course of treatment. Figures in italics indicate the base number of FP17s or Patient Questionnaire responses are less than 100. N/A is shown where the base number of responses is less than 10 during the period. % is calculated as Quantity/Base number*100

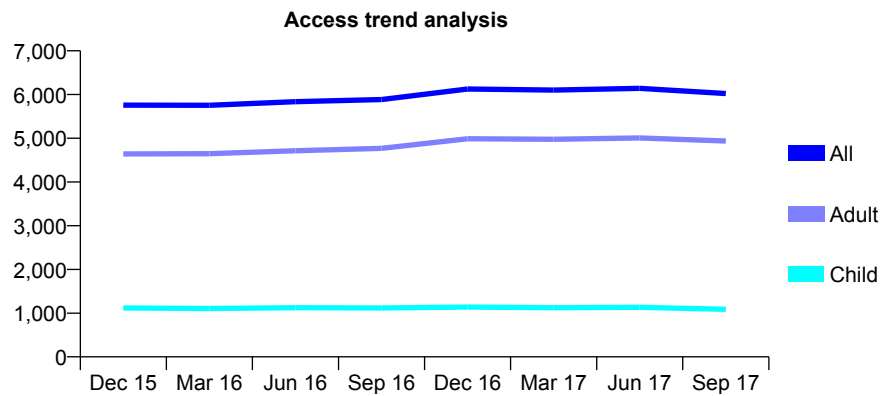
Q64 - Vital Signs At a Glance Contract Report for 125385/0004 - September 2017

Name or company name	Dr Michael Frain Ltd
Contract type name	GDS Contract
Purpose of contract	General
Contract start date	01/04/2008
Contract end date	

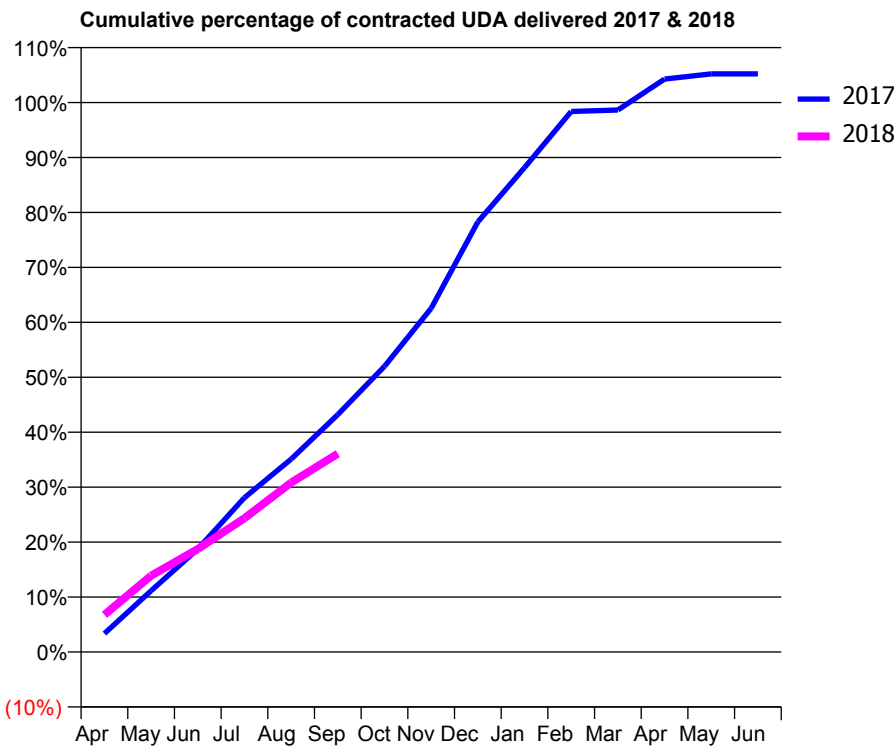
17/18 Contracted general activity (UDA)	19,937
Carry forward general activity (UDA)	-340
17/18 Contracted orthodontic activity (UOA)	0
Carry forward orthodontic activity (UOA)	0
Baseline contract value	£531,328.83

ACCESS*

Patients seen in 24 months	Total	Change since previous quarter
Quarter ending September 2016	5,885	
Quarter ending December 2016	6,127	↑
Quarter ending March 2017	6,101	→
Quarter ending June 2017	6,140	→
Quarter ending September 2017	6,023	↓
Variance since September 2016	2.3%	↑



ACTIVITY



Month	Adjusted Scheduled Activity (UDA)	
	2017	2018
April	573	1,351
May	1,896	2,768
June	3,185	3,738
July	4,775	4,855
August	5,966	6,144
September	7,345	7,199
October	8,840	
November	10,634	
December	13,308	
January	14,984	
February	16,721	
March	16,766	
April	17,726	
May	17,884	
June	17,884	

QUALITY

	Quantity	Base Number	Contract	AT	Region	England
% of FP17s for the same patient ID Re-attending within 3 months - Children	62	875	7.1%	9.1%	11.4%	11.9%
% of FP17s for the same patient ID Re-attending within 3 months - Adults	514	3,394	15.1%	13.4%	15.7%	15.9%
% of FP17s for the same patient ID Re-attending between 3 & 9 months - Children	536	875	61.3%	61.7%	60.6%	58.1%
% of FP17s for the same patient ID Re-attending between 3 & 9 months - Adults	1,788	3,394	52.7%	52.3%	52.0%	50.6%
% of FP17s for Band 1 Urgent Courses	396	3,850	10.3%	8.1%	9.6%	9.1%
% of FP17s Relating to Free Repair or Replacements	123	3,850	3.2%	0.7%	0.7%	0.8%
% of FP17s Relating to Continuations	1	3,850	0.0%	1.0%	1.0%	1.1%
% of Patients satisfied with the dentistry they have received	23	27	85.2%	92.1%	91.6%	91.4%
% of Patients satisfied with the time they had to wait for an appointment	23	27	85.2%	88.2%	87.9%	87.7%

* This is based on patients treated on this contract for their most recent course of treatment. Figures in italics indicate the base number of FP17s or Patient Questionnaire responses are less than 100. N/A is shown where the base number of responses is less than 10 during the period. % is calculated as Quantity/Base number*100

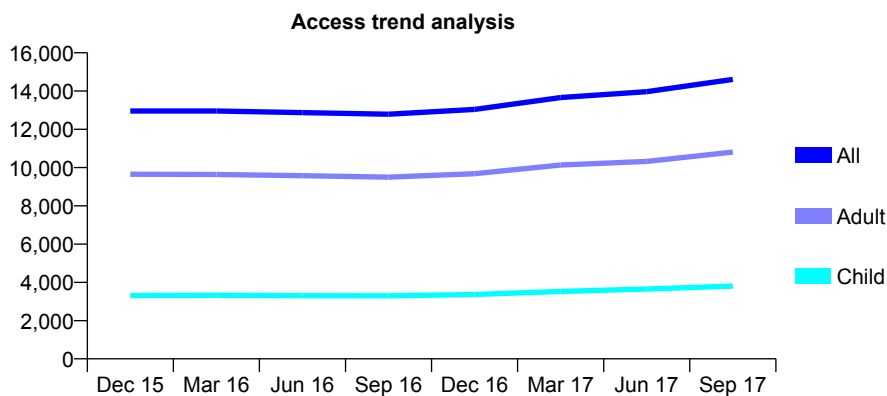
Q64 - Vital Signs At a Glance Contract Report for 125385/0007 - September 2017

Name or company name	Dr Michael Frain Ltd
Contract type name	GDS Contract
Purpose of contract	General
Contract start date	01/01/2010
Contract end date	

17/18 Contracted general activity (UDA)	40,927
Carry forward general activity (UDA)	0
17/18 Contracted orthodontic activity (UOA)	0
Carry forward orthodontic activity (UOA)	0
Baseline contract value	£1,202,883.30

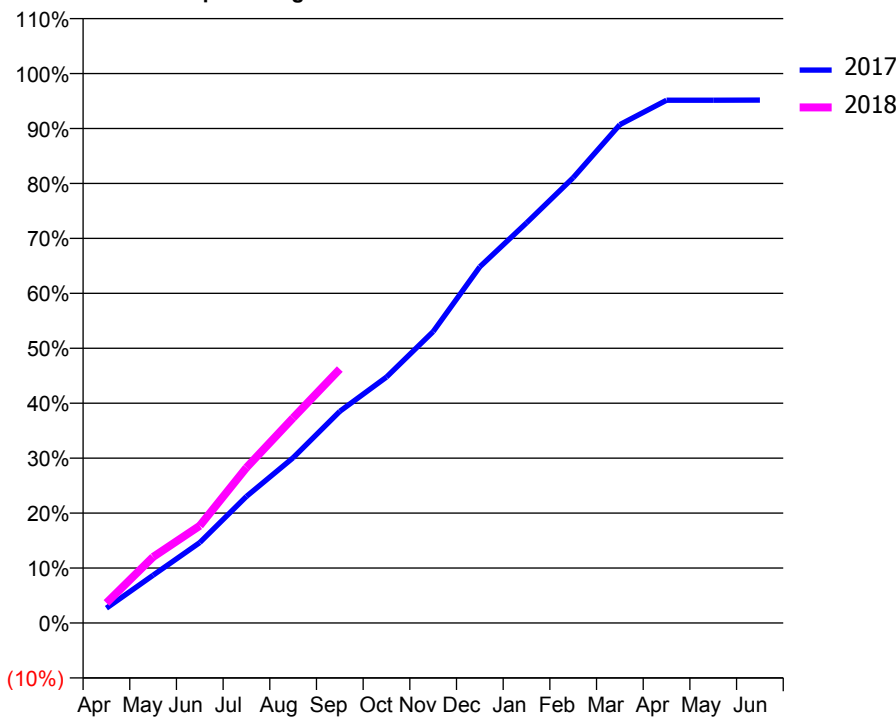
ACCESS*

Patients seen in 24 months	Total	Change since previous quarter
Quarter ending September 2016	12,793	
Quarter ending December 2016	13,042	→
Quarter ending March 2017	13,659	↑
Quarter ending June 2017	13,969	↑
Quarter ending September 2017	14,611	↑
Variance since September 2016	14.2%	↑



ACTIVITY

Cumulative percentage of contracted UDA delivered 2017 & 2018



Adjusted Scheduled Activity (UDA)

Month	2017	2018
April	1,107	1,499
May	3,562	4,922
June	5,996	7,249
July	9,431	11,577
August	12,313	15,276
September	15,769	18,917
October	18,322	
November	21,705	
December	26,534	
January	29,801	
February	33,170	
March	37,117	
April	38,935	
May	38,942	
June	38,948	

QUALITY

	Quantity	Base Number	Contract	AT	Region	England
% of FP17s for the same patient ID Re-attending within 3 months - Children	174	3,107	5.6%	9.1%	11.4%	11.9%
% of FP17s for the same patient ID Re-attending within 3 months - Adults	715	7,292	9.8%	13.4%	15.7%	15.9%
% of FP17s for the same patient ID Re-attending between 3 & 9 months - Children	1,817	3,107	58.5%	61.7%	60.6%	58.1%
% of FP17s for the same patient ID Re-attending between 3 & 9 months - Adults	3,342	7,292	45.8%	52.3%	52.0%	50.6%
% of FP17s for Band 1 Urgent Courses	495	9,632	5.1%	8.1%	9.6%	9.1%
% of FP17s Relating to Free Repair or Replacements	67	9,632	0.7%	0.7%	0.7%	0.8%
% of FP17s Relating to Continuations	28	9,632	0.3%	1.0%	1.0%	1.1%
% of Patients satisfied with the dentistry they have received	65	68	95.6%	92.1%	91.6%	91.4%
% of Patients satisfied with the time they had to wait for an appointment	62	68	91.2%	88.2%	87.9%	87.7%

* This is based on patients treated on this contract for their most recent course of treatment. Figures in italics indicate the base number of FP17s or Patient Questionnaire responses are less than 100. N/A is shown where the base number of responses is less than 10 during the period. % is calculated as Quantity/Base number*100

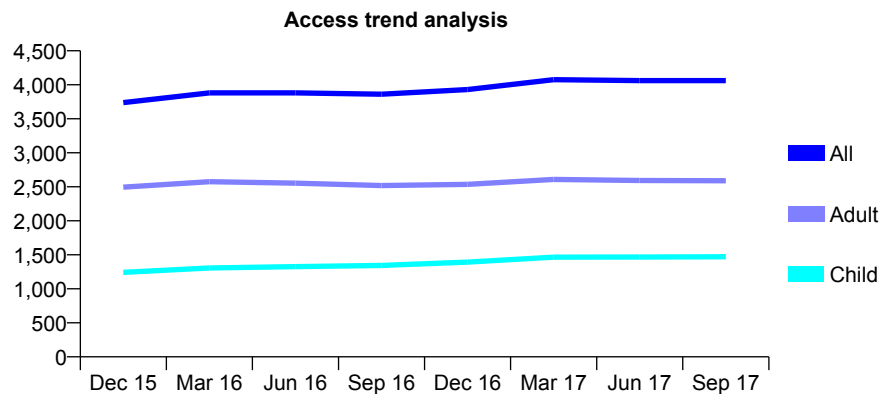
Q64 - Vital Signs At a Glance Contract Report for 125601/0001 - September 2017

Name or company name	Amesbury Dental Care
Contract type name	GDS Contract
Purpose of contract	General
Contract start date	01/04/2013
Contract end date	

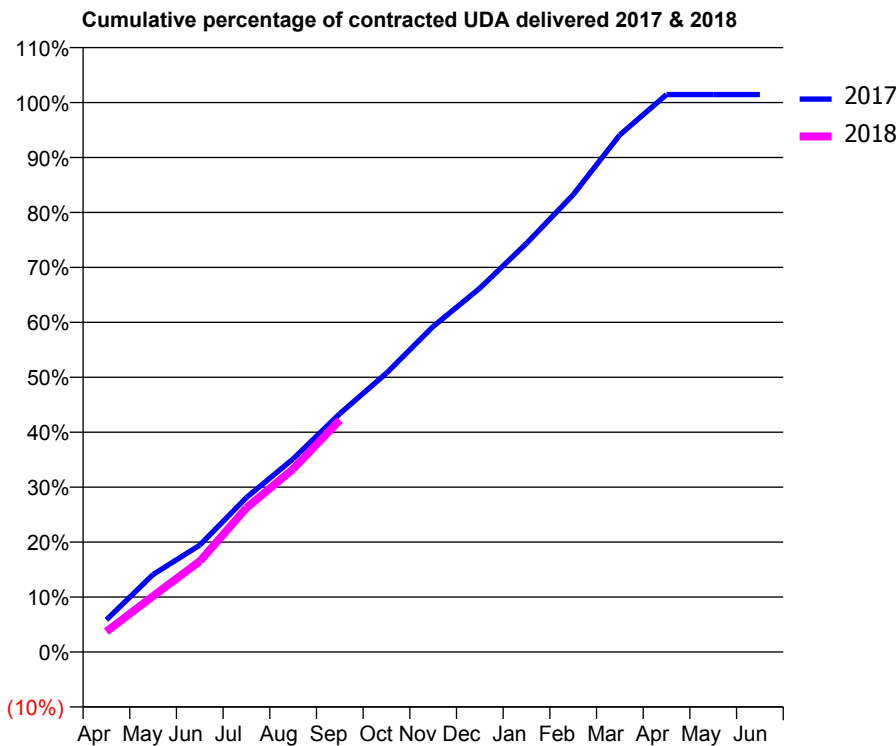
17/18 Contracted general activity (UDA)	10,000
Carry forward general activity (UDA)	-144
17/18 Contracted orthodontic activity (UOA)	0
Carry forward orthodontic activity (UOA)	0
Baseline contract value	£263,586.17

ACCESS*

Patients seen in 24 months	Total	Change since previous quarter
Quarter ending September 2016	3,862	
Quarter ending December 2016	3,930	→
Quarter ending March 2017	4,075	↑
Quarter ending June 2017	4,061	→
Quarter ending September 2017	4,061	→
Variance since September 2016	5.2%	↑



ACTIVITY



Month	Adjusted Scheduled Activity (UDA)	
	2017	2018
April	586	373
May	1,411	1,017
June	1,946	1,651
July	2,810	2,622
August	3,516	3,331
September	4,339	4,220
October	5,075	
November	5,925	
December	6,621	
January	7,437	
February	8,323	
March	9,411	
April	10,144	
May	10,144	
June	10,144	

QUALITY

	Quantity	Base Number	Contract	AT	Region	England
% of FP17s for the same patient ID Re-attending within 3 months - Children	35	967	3.6%	9.1%	11.4%	11.9%
% of FP17s for the same patient ID Re-attending within 3 months - Adults	77	1,322	5.8%	13.4%	15.7%	15.9%
% of FP17s for the same patient ID Re-attending between 3 & 9 months - Children	602	967	62.3%	61.7%	60.6%	58.1%
% of FP17s for the same patient ID Re-attending between 3 & 9 months - Adults	455	1,322	34.4%	52.3%	52.0%	50.6%
% of FP17s for Band 1 Urgent Courses	52	2,082	2.5%	8.1%	9.6%	9.1%
% of FP17s Relating to Free Repair or Replacements	4	2,082	0.2%	0.7%	0.7%	0.8%
% of FP17s Relating to Continuations	16	2,082	0.8%	1.0%	1.0%	1.1%
% of Patients satisfied with the dentistry they have received	5	6	N/A	92.1%	91.6%	91.4%
% of Patients satisfied with the time they had to wait for an appointment	6	6	N/A	88.2%	87.9%	87.7%

* This is based on patients treated on this contract for their most recent course of treatment. Figures in italics indicate the base number of FP17s or Patient Questionnaire responses are less than 100. N/A is shown where the base number of responses is less than 10 during the period. % is calculated as Quantity/Base number*100

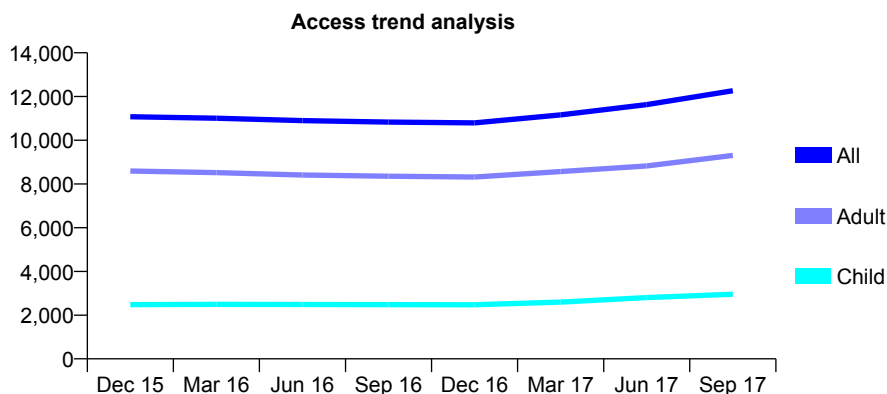
Q64 - Vital Signs At a Glance Contract Report for 126004/0001 - September 2017

Name or company name	Rodericks Dental Ltd
Contract type name	GDS Contract
Purpose of contract	General
Contract start date	23/10/2008
Contract end date	

17/18 Contracted general activity (UDA)	32,000
Carry forward general activity (UDA)	987
17/18 Contracted orthodontic activity (UOA)	0
Carry forward orthodontic activity (UOA)	0
Baseline contract value	£737,312.85

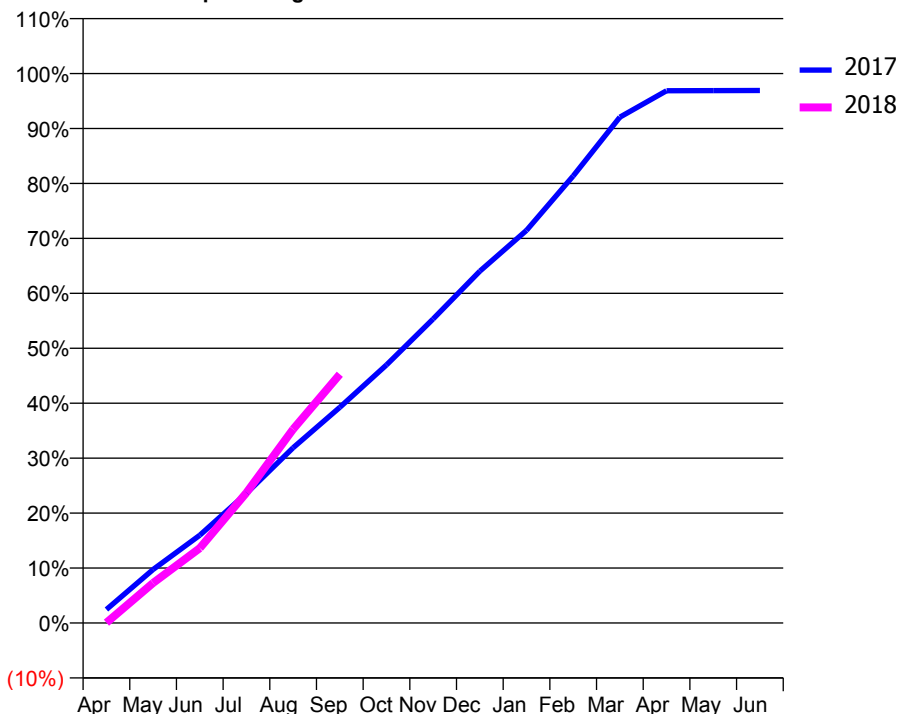
ACCESS*

Patients seen in 24 months	Total	Change since previous quarter
Quarter ending September 2016	10,830	
Quarter ending December 2016	10,792	→
Quarter ending March 2017	11,162	↑
Quarter ending June 2017	11,630	↑
Quarter ending September 2017	12,263	↑
Variance since September 2016	13.2%	↑



ACTIVITY

Cumulative percentage of contracted UDA delivered 2017 & 2018



Month	Adjusted Scheduled Activity (UDA)	
	2017	2018
April	785	23
May	3,117	2,332
June	5,117	4,357
July	7,549	7,587
August	10,211	11,289
September	12,563	14,490
October	15,030	
November	17,709	
December	20,490	
January	22,863	
February	26,031	
March	29,457	
April	30,996	
May	31,006	
June	31,013	

QUALITY

	Quantity	Base Number	Contract	AT	Region	England
% of FP17s for the same patient ID Re-attending within 3 months - Children	154	2,258	6.8%	9.1%	11.4%	11.9%
% of FP17s for the same patient ID Re-attending within 3 months - Adults	873	6,358	13.7%	13.4%	15.7%	15.9%
% of FP17s for the same patient ID Re-attending between 3 & 9 months - Children	1,172	2,258	51.9%	61.7%	60.6%	58.1%
% of FP17s for the same patient ID Re-attending between 3 & 9 months - Adults	2,815	6,358	44.3%	52.3%	52.0%	50.6%
% of FP17s for Band 1 Urgent Courses	1,022	7,997	12.8%	8.1%	9.6%	9.1%
% of FP17s Relating to Free Repair or Replacements	60	7,997	0.8%	0.7%	0.7%	0.8%
% of FP17s Relating to Continuations	21	7,997	0.3%	1.0%	1.0%	1.1%
% of Patients satisfied with the dentistry they have received	29	30	96.7%	92.1%	91.6%	91.4%
% of Patients satisfied with the time they had to wait for an appointment	24	30	80.0%	88.2%	87.9%	87.7%

* This is based on patients treated on this contract for their most recent course of treatment. Figures in italics indicate the base number of FP17s or Patient Questionnaire responses are less than 100. N/A is shown where the base number of responses is less than 10 during the period. % is calculated as Quantity/Base number*100

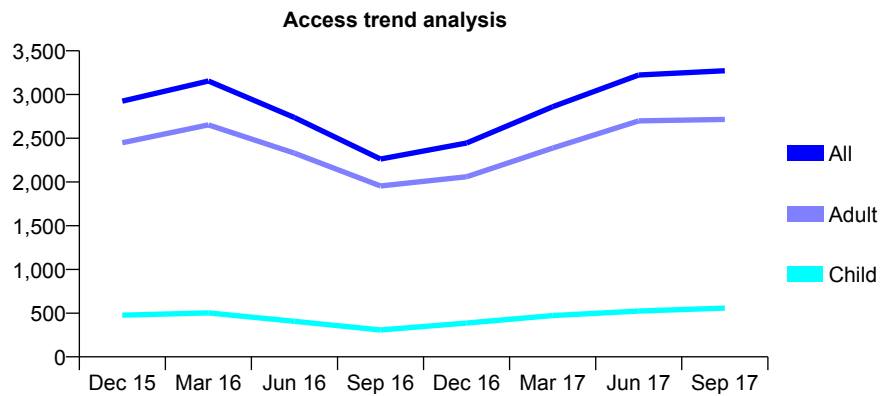
Q64 - Vital Signs At a Glance Contract Report for 126888/0001 - September 2017

Name or company name	Mr Jiten Doshi
Contract type name	GDS Contract
Purpose of contract	General
Contract start date	01/05/2013
Contract end date	

17/18 Contracted general activity (UDA)	8,294
Carry forward general activity (UDA)	0
17/18 Contracted orthodontic activity (UOA)	0
Carry forward orthodontic activity (UOA)	0
Baseline contract value	£177,632.93

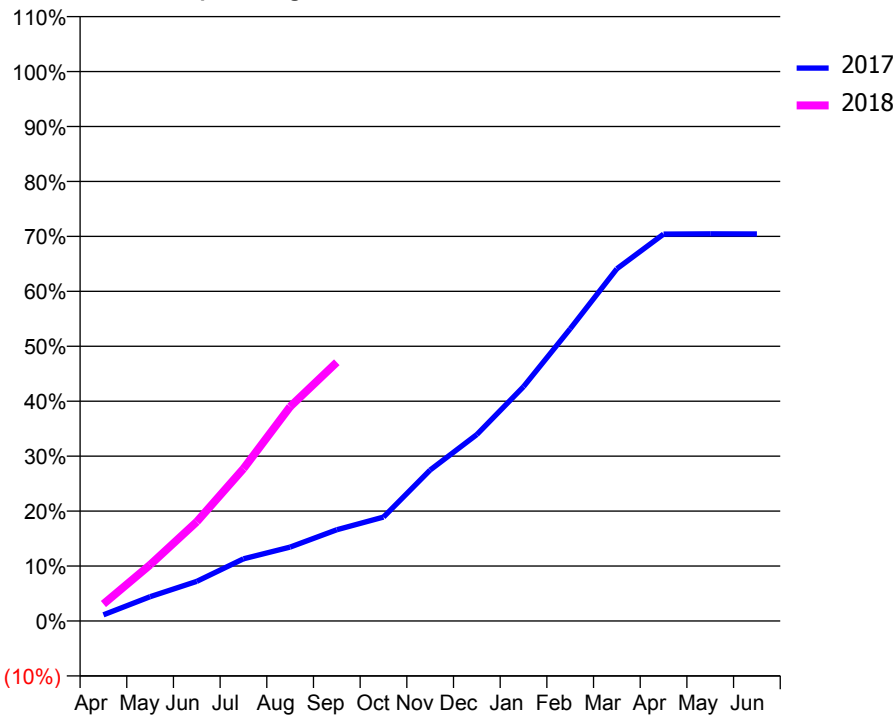
ACCESS*

Patients seen in 24 months	Total	Change since previous quarter
Quarter ending September 2016	2,262	
Quarter ending December 2016	2,445	↑
Quarter ending March 2017	2,860	↑
Quarter ending June 2017	3,223	↑
Quarter ending September 2017	3,272	→
Variance since September 2016	44.7%	↑



ACTIVITY

Cumulative percentage of contracted UDA delivered 2017 & 2018



Month	Adjusted Scheduled Activity (UDA)	
	2017	2018
April	93	257
May	367	848
June	599	1,498
July	938	2,299
August	1,117	3,236
September	1,379	3,906
October	1,569	
November	2,279	
December	2,814	
January	3,538	
February	4,410	
March	5,317	
April	5,839	
May	5,844	
June	5,842	

QUALITY

	Quantity	Base Number	Contract	AT	Region	England
% of FP17s for the same patient ID Re-attending within 3 months - Children	28	473	5.9%	9.1%	11.4%	11.9%
% of FP17s for the same patient ID Re-attending within 3 months - Adults	285	2,179	13.1%	13.4%	15.7%	15.9%
% of FP17s for the same patient ID Re-attending between 3 & 9 months - Children	176	473	37.2%	61.7%	60.6%	58.1%
% of FP17s for the same patient ID Re-attending between 3 & 9 months - Adults	658	2,179	30.2%	52.3%	52.0%	50.6%
% of FP17s for Band 1 Urgent Courses	332	2,427	13.7%	8.1%	9.6%	9.1%
% of FP17s Relating to Free Repair or Replacements	4	2,427	0.2%	0.7%	0.7%	0.8%
% of FP17s Relating to Continuations	1	2,427	0.0%	1.0%	1.0%	1.1%
% of Patients satisfied with the dentistry they have received	12	12	100.0%	92.1%	91.6%	91.4%
% of Patients satisfied with the time they had to wait for an appointment	12	12	100.0%	88.2%	87.9%	87.7%

* This is based on patients treated on this contract for their most recent course of treatment. Figures in italics indicate the base number of FP17s or Patient Questionnaire responses are less than 100. N/A is shown where the base number of responses is less than 10 during the period. % is calculated as Quantity/Base number*100

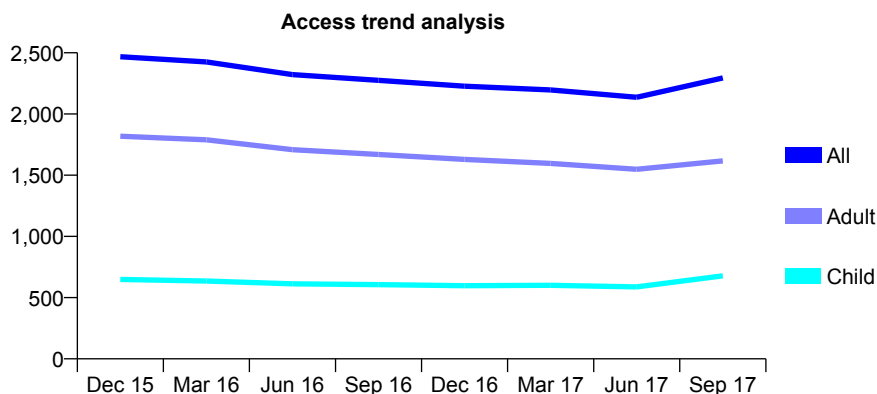
Q64 - Vital Signs At a Glance Contract Report for 132578/0001 - September 2017

Name or company name	The White Horse Dental Practice
Contract type name	PDS Contract
Purpose of contract	General
Contract start date	01/07/2009
Contract end date	26/06/2019

17/18 Contracted general activity (UDA)	9,483
Carry forward general activity (UDA)	0
17/18 Contracted orthodontic activity (UOA)	0
Carry forward orthodontic activity (UOA)	0
Baseline contract value	£239,180.04

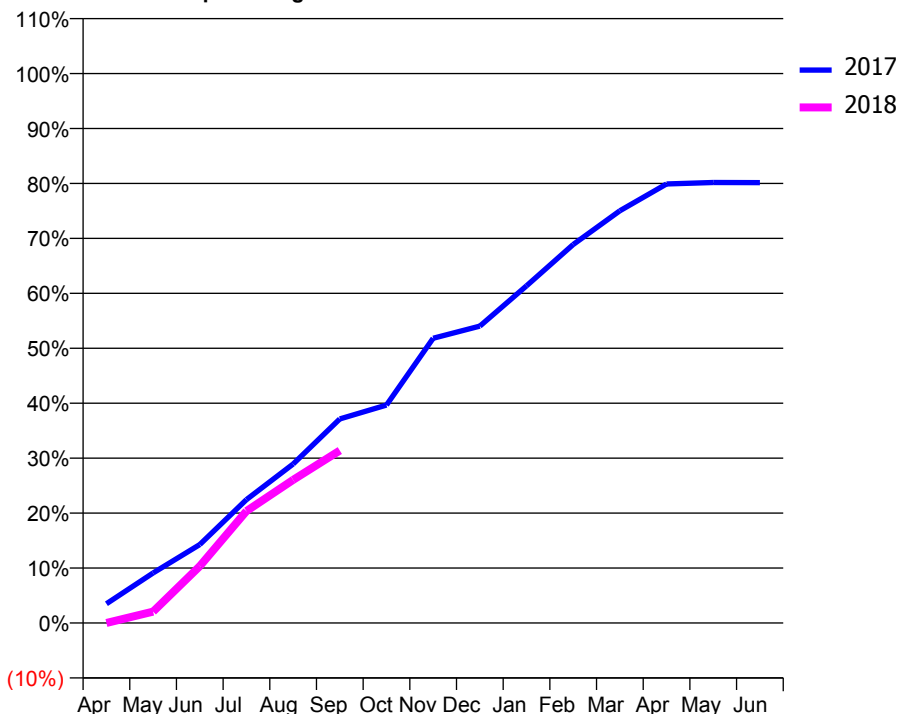
ACCESS*

Patients seen in 24 months	Total	Change since previous quarter
Quarter ending September 2016	2,275	
Quarter ending December 2016	2,227	↓
Quarter ending March 2017	2,197	↓
Quarter ending June 2017	2,137	↓
Quarter ending September 2017	2,295	↑
Variance since September 2016	0.9%	→



ACTIVITY

Cumulative percentage of contracted UDA delivered 2017 & 2018



Adjusted Scheduled Activity (UDA)

Month	2017	2018
April	342	0
May	887	198
June	1,388	982
July	2,183	1,933
August	2,815	2,470
September	3,613	2,976
October	3,857	
November	5,040	
December	5,255	
January	5,966	
February	6,698	
March	7,296	
April	7,768	
May	7,795	
June	7,792	

QUALITY

	Quantity	Base Number	Contract	AT	Region	England
% of FP17s for the same patient ID Re-attending within 3 months - Children	33	505	6.5%	9.1%	11.4%	11.9%
% of FP17s for the same patient ID Re-attending within 3 months - Adults	201	1,147	17.5%	13.4%	15.7%	15.9%
% of FP17s for the same patient ID Re-attending between 3 & 9 months - Children	266	505	52.7%	61.7%	60.6%	58.1%
% of FP17s for the same patient ID Re-attending between 3 & 9 months - Adults	601	1,147	52.4%	52.3%	52.0%	50.6%
% of FP17s for Band 1 Urgent Courses	120	1,467	8.2%	8.1%	9.6%	9.1%
% of FP17s Relating to Free Repair or Replacements	3	1,467	0.2%	0.7%	0.7%	0.8%
% of FP17s Relating to Continuations	6	1,467	0.4%	1.0%	1.0%	1.1%
% of Patients satisfied with the dentistry they have received	7	7	N/A	92.1%	91.6%	91.4%
% of Patients satisfied with the time they had to wait for an appointment	6	7	N/A	88.2%	87.9%	87.7%

* This is based on patients treated on this contract for their most recent course of treatment. Figures in italics indicate the base number of FP17s or Patient Questionnaire responses are less than 100. N/A is shown where the base number of responses is less than 10 during the period. % is calculated as Quantity/Base number*100

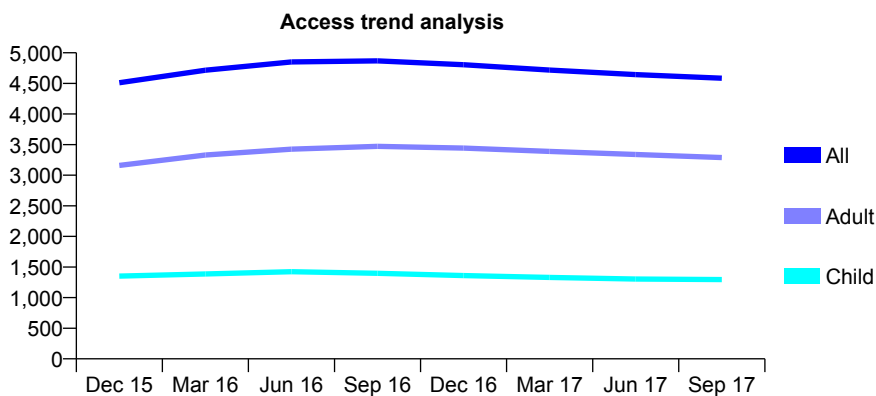
Q64 - Vital Signs At a Glance Contract Report for 134333/0001 - September 2017

Name or company name	Chantry Dental Practice
Contract type name	GDS Contract
Purpose of contract	General
Contract start date	01/04/2006
Contract end date	

17/18 Contracted general activity (UDA)	13,445
Carry forward general activity (UDA)	0
17/18 Contracted orthodontic activity (UOA)	0
Carry forward orthodontic activity (UOA)	0
Baseline contract value	£361,911.76

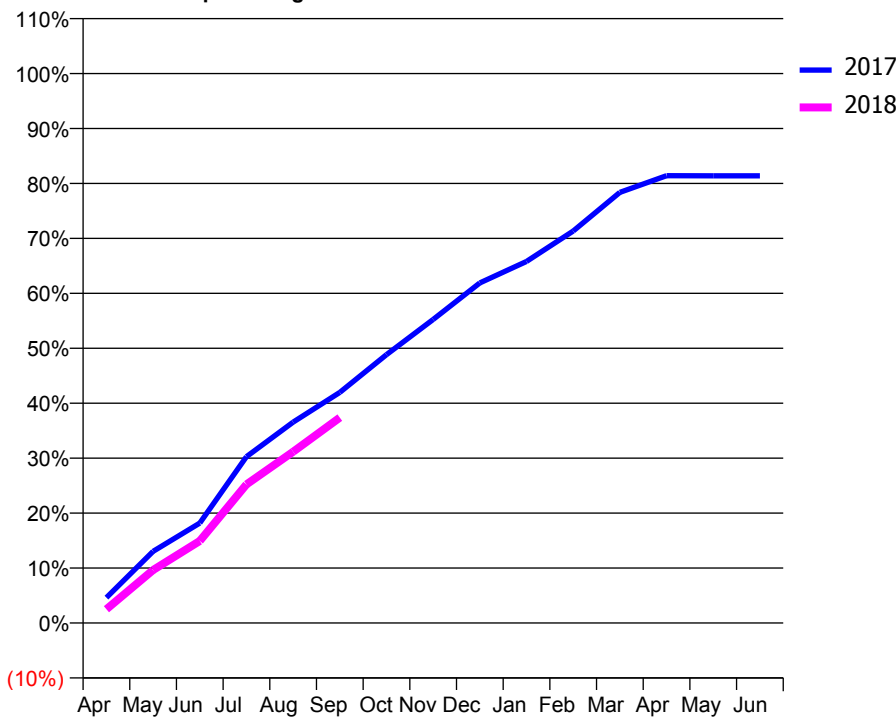
ACCESS*

Patients seen in 24 months	Total	Change since previous quarter
Quarter ending September 2016	4,868	
Quarter ending December 2016	4,804	↓
Quarter ending March 2017	4,718	↓
Quarter ending June 2017	4,643	↓
Quarter ending September 2017	4,584	↓
Variance since September 2016	(5.8%)	↓



ACTIVITY

Cumulative percentage of contracted UDA delivered 2017 & 2018



Adjusted Scheduled Activity (UDA)

Month	2017	2018
April	623	338
May	1,754	1,297
June	2,444	2,010
July	4,070	3,391
August	4,914	4,192
September	5,644	5,025
October	6,566	
November	7,427	
December	8,321	
January	8,847	
February	9,591	
March	10,537	
April	10,943	
May	10,940	
June	10,940	

QUALITY

	Quantity	Base Number	Contract	AT	Region	England
% of FP17s for the same patient ID Re-attending within 3 months - Children	44	910	4.8%	9.1%	11.4%	11.9%
% of FP17s for the same patient ID Re-attending within 3 months - Adults	250	1,906	13.1%	13.4%	15.7%	15.9%
% of FP17s for the same patient ID Re-attending between 3 & 9 months - Children	445	910	48.9%	61.7%	60.6%	58.1%
% of FP17s for the same patient ID Re-attending between 3 & 9 months - Adults	775	1,906	40.7%	52.3%	52.0%	50.6%
% of FP17s for Band 1 Urgent Courses	183	2,624	7.0%	8.1%	9.6%	9.1%
% of FP17s Relating to Free Repair or Replacements	16	2,624	0.6%	0.7%	0.7%	0.8%
% of FP17s Relating to Continuations	62	2,624	2.4%	1.0%	1.0%	1.1%
% of Patients satisfied with the dentistry they have received	20	20	100.0%	92.1%	91.6%	91.4%
% of Patients satisfied with the time they had to wait for an appointment	19	20	95.0%	88.2%	87.9%	87.7%

* This is based on patients treated on this contract for their most recent course of treatment. Figures in italics indicate the base number of FP17s or Patient Questionnaire responses are less than 100. N/A is shown where the base number of responses is less than 10 during the period. % is calculated as Quantity/Base number*100

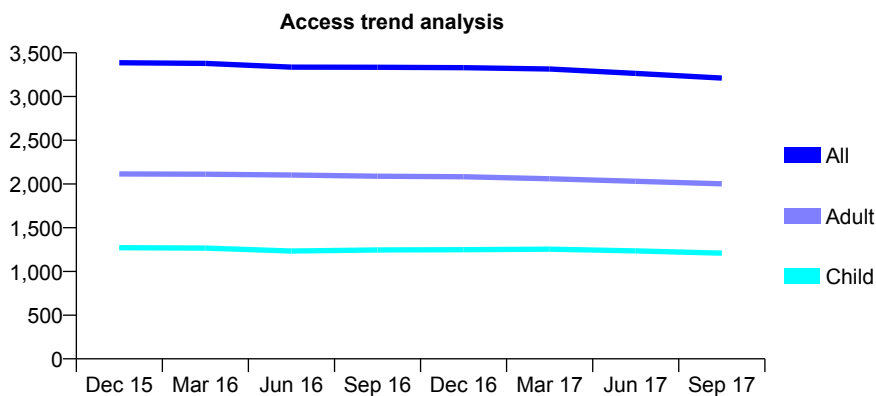
Q64 - Vital Signs At a Glance Contract Report for 135011/0001 - September 2017

Name or company name	Wyllye Valley Dentistry Limited
Contract type name	GDS Contract
Purpose of contract	General
Contract start date	01/04/2008
Contract end date	

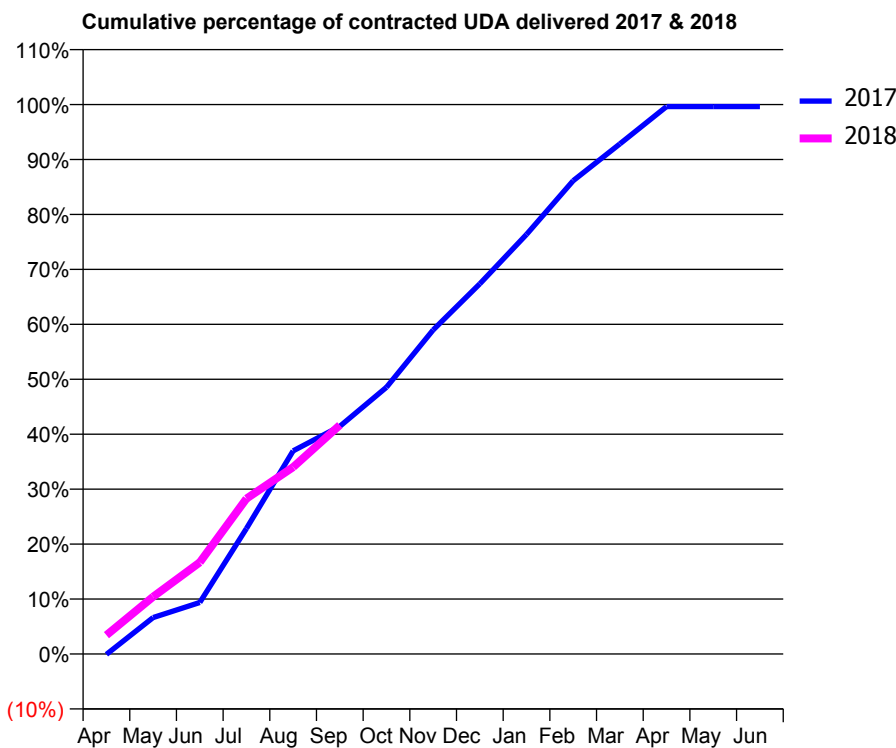
17/18 Contracted general activity (UDA)	7,374
Carry forward general activity (UDA)	27
17/18 Contracted orthodontic activity (UOA)	0
Carry forward orthodontic activity (UOA)	0
Baseline contract value	£171,050.40

ACCESS*

Patients seen in 24 months	Total	Change since previous quarter
Quarter ending September 2016	3,334	
Quarter ending December 2016	3,330	→
Quarter ending March 2017	3,314	→
Quarter ending June 2017	3,264	↓
Quarter ending September 2017	3,211	↓
Variance since September 2016	(3.7%)	↓



ACTIVITY



Month	Adjusted Scheduled Activity (UDA)	
	2017	2018
April	-6	254
May	490	769
June	691	1,230
July	1,684	2,085
August	2,727	2,508
September	3,055	3,072
October	3,579	
November	4,350	
December	4,969	
January	5,630	
February	6,352	
March	6,846	
April	7,347	
May	7,347	
June	7,347	

QUALITY

	Quantity	Base Number	Contract	AT	Region	England
% of FP17s for the same patient ID Re-attending within 3 months - Children	111	1,065	10.4%	9.1%	11.4%	11.9%
% of FP17s for the same patient ID Re-attending within 3 months - Adults	174	1,424	12.2%	13.4%	15.7%	15.9%
% of FP17s for the same patient ID Re-attending between 3 & 9 months - Children	719	1,065	67.5%	61.7%	60.6%	58.1%
% of FP17s for the same patient ID Re-attending between 3 & 9 months - Adults	1,004	1,424	70.5%	52.3%	52.0%	50.6%
% of FP17s for Band 1 Urgent Courses	104	1,704	6.1%	8.1%	9.6%	9.1%
% of FP17s Relating to Free Repair or Replacements	9	1,704	0.5%	0.7%	0.7%	0.8%
% of FP17s Relating to Continuations	10	1,704	0.6%	1.0%	1.0%	1.1%
% of Patients satisfied with the dentistry they have received	7	7	N/A	92.1%	91.6%	91.4%
% of Patients satisfied with the time they had to wait for an appointment	7	7	N/A	88.2%	87.9%	87.7%

* This is based on patients treated on this contract for their most recent course of treatment. Figures in italics indicate the base number of FP17s or Patient Questionnaire responses are less than 100. N/A is shown where the base number of responses is less than 10 during the period. % is calculated as Quantity/Base number*100

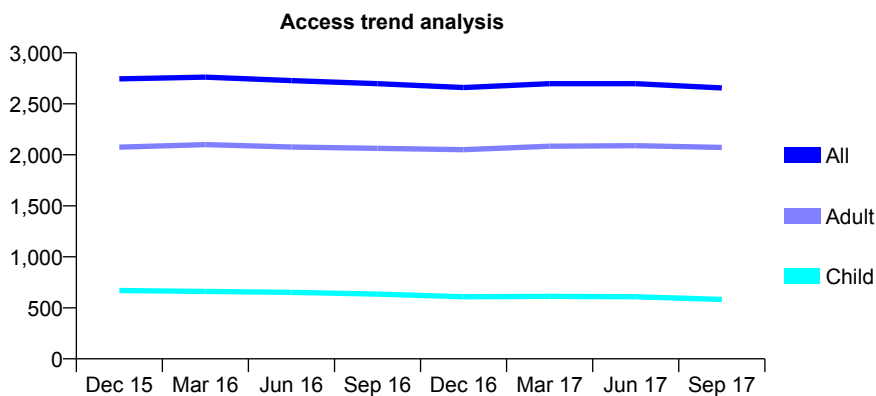
Q64 - Vital Signs At a Glance Contract Report for 135232/0001 - September 2017

Name or company name	Kennet River Dental Practice
Contract type name	PDS Contract
Purpose of contract	General
Contract start date	01/01/2009
Contract end date	01/01/2019

17/18 Contracted general activity (UDA)	7,696
Carry forward general activity (UDA)	153
17/18 Contracted orthodontic activity (UOA)	0
Carry forward orthodontic activity (UOA)	0
Baseline contract value	£176,326.93

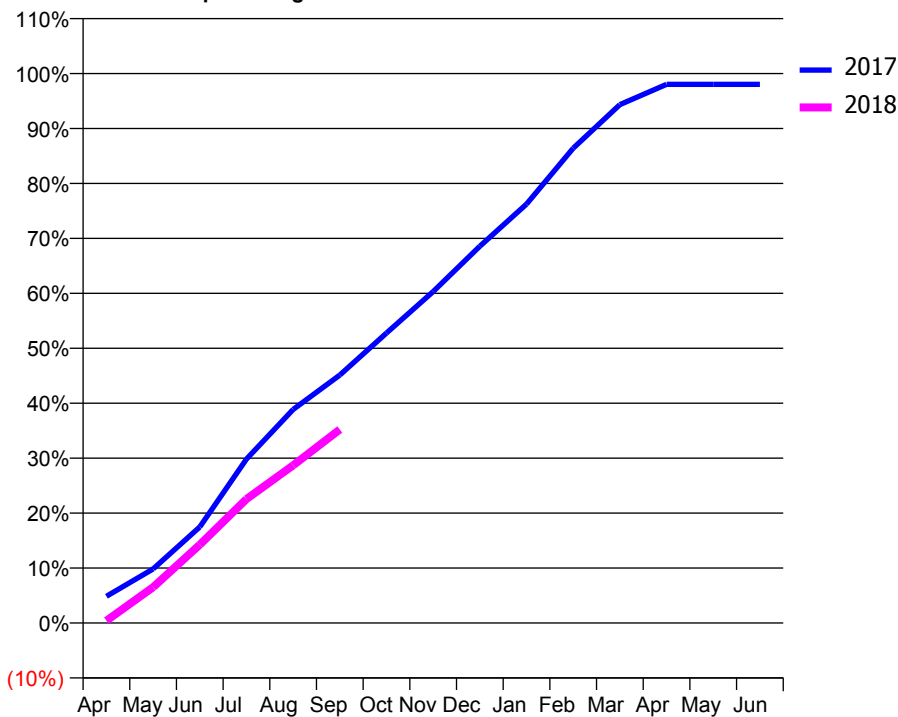
ACCESS*

Patients seen in 24 months	Total	Change since previous quarter
Quarter ending September 2016	2,697	
Quarter ending December 2016	2,659	↓
Quarter ending March 2017	2,697	→
Quarter ending June 2017	2,698	→
Quarter ending September 2017	2,656	↓
Variance since September 2016	(1.5%)	↓



ACTIVITY

Cumulative percentage of contracted UDA delivered 2017 & 2018



Month	Adjusted Scheduled Activity (UDA)	
	2017	2018
April	374	33
May	758	501
June	1,346	1,097
July	2,297	1,736
August	2,992	2,209
September	3,472	2,710
October	4,061	
November	4,641	
December	5,277	
January	5,867	
February	6,650	
March	7,260	
April	7,544	
May	7,543	
June	7,543	

QUALITY

	Quantity	Base Number	Contract	AT	Region	England
% of FP17s for the same patient ID Re-attending within 3 months - Children	29	458	6.3%	9.1%	11.4%	11.9%
% of FP17s for the same patient ID Re-attending within 3 months - Adults	118	1,339	8.8%	13.4%	15.7%	15.9%
% of FP17s for the same patient ID Re-attending between 3 & 9 months - Children	351	458	76.6%	61.7%	60.6%	58.1%
% of FP17s for the same patient ID Re-attending between 3 & 9 months - Adults	790	1,339	59.0%	52.3%	52.0%	50.6%
% of FP17s for Band 1 Urgent Courses	121	1,680	7.2%	8.1%	9.6%	9.1%
% of FP17s Relating to Free Repair or Replacements	13	1,680	0.8%	0.7%	0.7%	0.8%
% of FP17s Relating to Continuations	2	1,680	0.1%	1.0%	1.0%	1.1%
% of Patients satisfied with the dentistry they have received	10	11	90.9%	92.1%	91.6%	91.4%
% of Patients satisfied with the time they had to wait for an appointment	10	11	90.9%	88.2%	87.9%	87.7%

* This is based on patients treated on this contract for their most recent course of treatment. Figures in italics indicate the base number of FP17s or Patient Questionnaire responses are less than 100. N/A is shown where the base number of responses is less than 10 during the period. % is calculated as Quantity/Base number*100

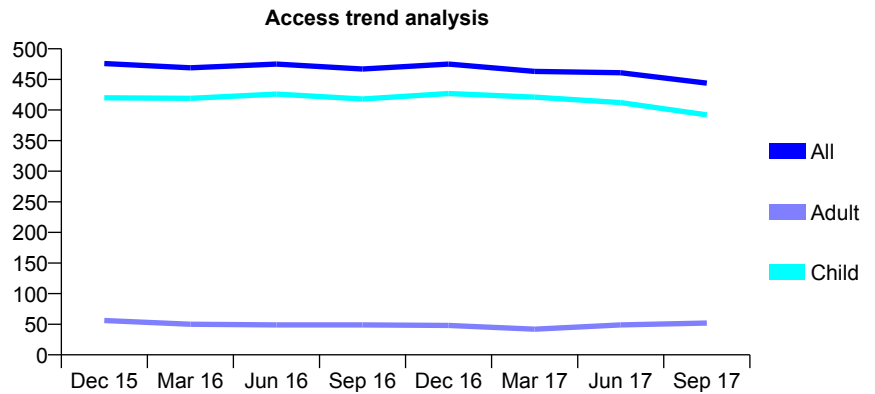
Q64 - Vital Signs At a Glance Contract Report for 135240/0001 - September 2017

Name or company name	Old College Dental Surgery
Contract type name	GDS Contract
Purpose of contract	General
Contract start date	01/04/2006
Contract end date	

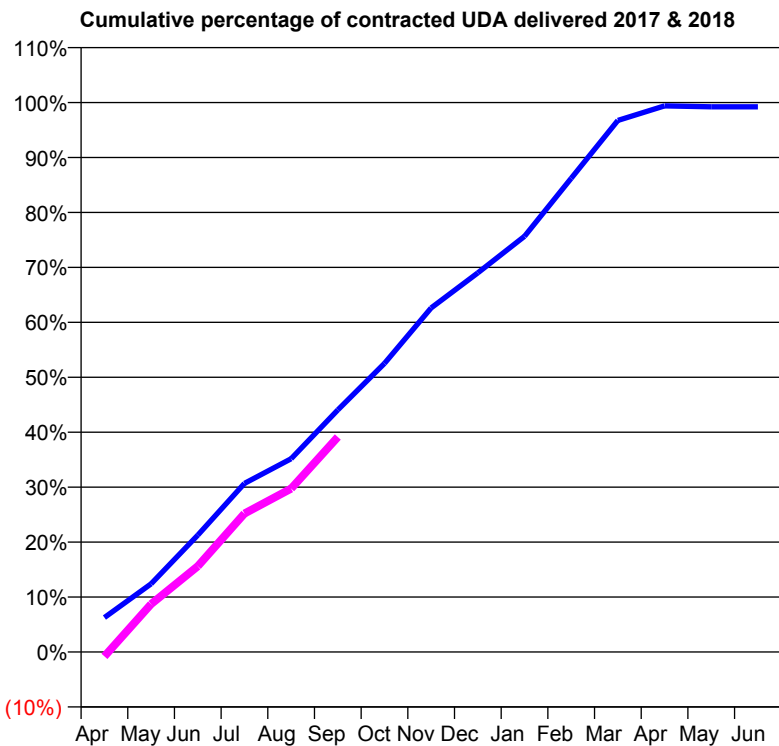
17/18 Contracted general activity (UDA)	1,111
Carry forward general activity (UDA)	9
17/18 Contracted orthodontic activity (UOA)	0
Carry forward orthodontic activity (UOA)	0
Baseline contract value	£25,094.98

ACCESS*

Patients seen in 24 months	Total	Change since previous quarter
Quarter ending September 2016	467	
Quarter ending December 2016	475	→
Quarter ending March 2017	463	↓
Quarter ending June 2017	461	→
Quarter ending September 2017	444	↓
Variance since September 2016	(4.9%)	↓



ACTIVITY



Month	Adjusted Scheduled Activity (UDA)	
	2017	2018
April	70	-9
May	138	97
June	236	174
July	341	280
August	391	330
September	489	435
October	584	
November	696	
December	767	
January	840	
February	958	
March	1,075	
April	1,104	
May	1,102	
June	1,102	

QUALITY

	Quantity	Base Number	Contract	AT	Region	England
% of FP17s for the same patient ID Re-attending within 3 months - Children	30	382	7.9%	9.1%	11.4%	11.9%
% of FP17s for the same patient ID Re-attending within 3 months - Adults	0	2	0.0%	13.4%	15.7%	15.9%
% of FP17s for the same patient ID Re-attending between 3 & 9 months - Children	298	382	78.0%	61.7%	60.6%	58.1%
% of FP17s for the same patient ID Re-attending between 3 & 9 months - Adults	2	2	100.0%	52.3%	52.0%	50.6%
% of FP17s for Band 1 Urgent Courses	19	359	5.3%	8.1%	9.6%	9.1%
% of FP17s Relating to Free Repair or Replacements	0	359	0.0%	0.7%	0.7%	0.8%
% of FP17s Relating to Continuations	0	359	0.0%	1.0%	1.0%	1.1%
% of Patients satisfied with the dentistry they have received	2	2	N/A	92.1%	91.6%	91.4%
% of Patients satisfied with the time they had to wait for an appointment	2	2	N/A	88.2%	87.9%	87.7%

* This is based on patients treated on this contract for their most recent course of treatment. Figures in italics indicate the base number of FP17s or Patient Questionnaire responses are less than 100. N/A is shown where the base number of responses is less than 10 during the period. % is calculated as Quantity/Base number*100

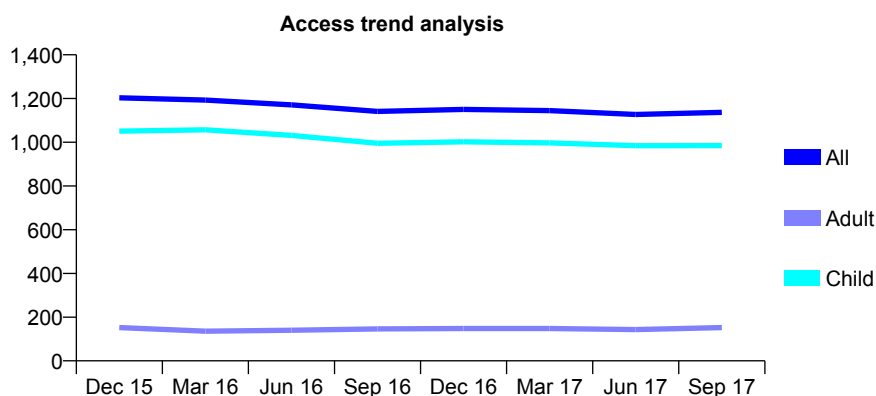
Q64 - Vital Signs At a Glance Contract Report for 135801/0001 - September 2017

Name or company name	Williams & Sanghera Dental Practice
Contract type name	GDS Contract
Purpose of contract	General
Contract start date	01/04/2006
Contract end date	

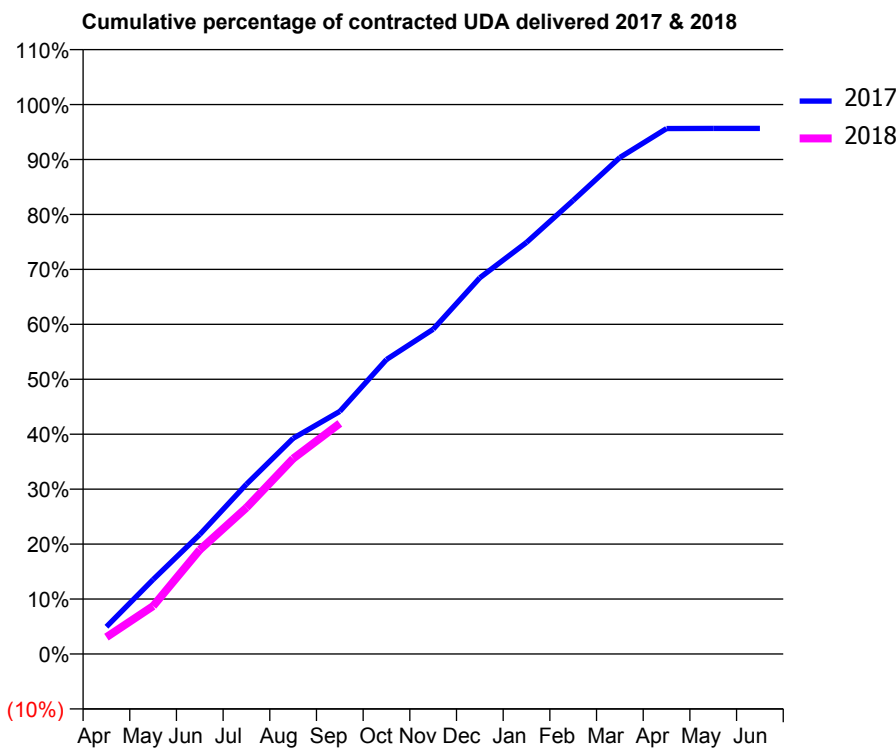
17/18 Contracted general activity (UDA)	2,487
Carry forward general activity (UDA)	0
17/18 Contracted orthodontic activity (UOA)	0
Carry forward orthodontic activity (UOA)	0
Baseline contract value	£60,132.45

ACCESS*

Patients seen in 24 months	Total	Change since previous quarter
Quarter ending September 2016	1,141	
Quarter ending December 2016	1,150	→
Quarter ending March 2017	1,145	→
Quarter ending June 2017	1,127	↓
Quarter ending September 2017	1,137	→
Variance since September 2016	(0.4%)	→



ACTIVITY



Month	Adjusted Scheduled Activity (UDA)	
	2017	2018
April	123	76
May	337	217
June	541	472
July	769	662
August	976	884
September	1,098	1,044
October	1,333	
November	1,470	
December	1,703	
January	1,863	
February	2,053	
March	2,247	
April	2,378	
May	2,379	
June	2,379	

QUALITY

	Quantity	Base Number	Contract	AT	Region	England
% of FP17s for the same patient ID Re-attending within 3 months - Children	52	873	6.0%	9.1%	11.4%	11.9%
% of FP17s for the same patient ID Re-attending within 3 months - Adults	0	0	N/A	13.4%	15.7%	15.9%
% of FP17s for the same patient ID Re-attending between 3 & 9 months - Children	592	873	67.8%	61.7%	60.6%	58.1%
% of FP17s for the same patient ID Re-attending between 3 & 9 months - Adults	0	0	N/A	52.3%	52.0%	50.6%
% of FP17s for Band 1 Urgent Courses	18	782	2.3%	8.1%	9.6%	9.1%
% of FP17s Relating to Free Repair or Replacements	0	782	0.0%	0.7%	0.7%	0.8%
% of FP17s Relating to Continuations	0	782	0.0%	1.0%	1.0%	1.1%
% of Patients satisfied with the dentistry they have received	1	2	N/A	92.1%	91.6%	91.4%
% of Patients satisfied with the time they had to wait for an appointment	1	2	N/A	88.2%	87.9%	87.7%

* This is based on patients treated on this contract for their most recent course of treatment. Figures in italics indicate the base number of FP17s or Patient Questionnaire responses are less than 100. N/A is shown where the base number of responses is less than 10 during the period. % is calculated as Quantity/Base number*100

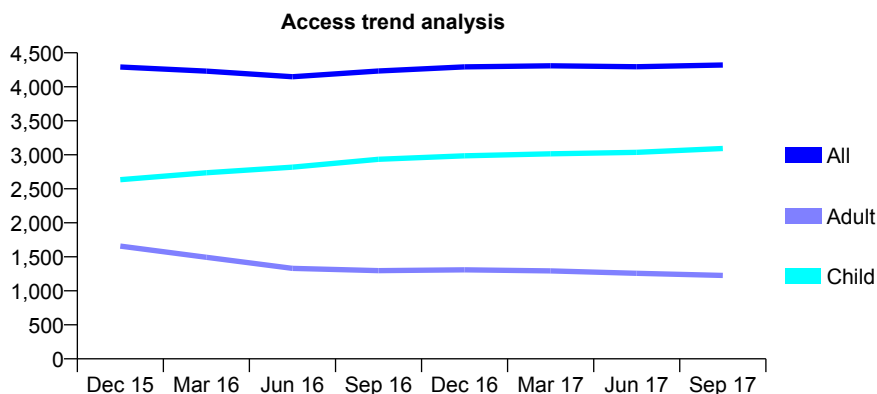
Q64 - Vital Signs At a Glance Contract Report for 136441/0001 - September 2017

Name or company name	Priority Vale Partnership
Contract type name	GDS Contract
Purpose of contract	General
Contract start date	01/03/2013
Contract end date	

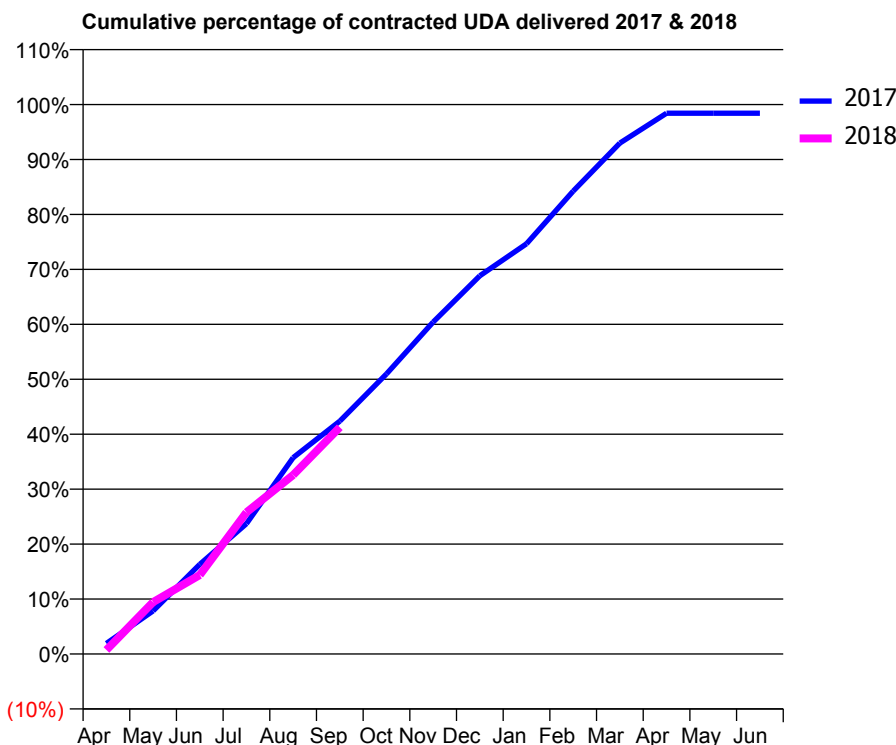
17/18 Contracted general activity (UDA)	10,467
Carry forward general activity (UDA)	167
17/18 Contracted orthodontic activity (UOA)	0
Carry forward orthodontic activity (UOA)	0
Baseline contract value	£259,481.38

ACCESS*

Patients seen in 24 months	Total	Change since previous quarter
Quarter ending September 2016	4,232	
Quarter ending December 2016	4,294	→
Quarter ending March 2017	4,309	→
Quarter ending June 2017	4,295	→
Quarter ending September 2017	4,320	→
Variance since September 2016	2.1%	↑



ACTIVITY



Month	Adjusted Scheduled Activity (UDA)	
	2017	2018
April	203	78
May	821	990
June	1,707	1,505
July	2,484	2,698
August	3,741	3,411
September	4,435	4,319
October	5,336	
November	6,325	
December	7,204	
January	7,815	
February	8,817	
March	9,732	
April	10,301	
May	10,300	
June	10,300	

QUALITY

	Quantity	Base Number	Contract	AT	Region	England
% of FP17s for the same patient ID Re-attending within 3 months - Children	107	2,176	4.9%	9.1%	11.4%	11.9%
% of FP17s for the same patient ID Re-attending within 3 months - Adults	99	606	16.3%	13.4%	15.7%	15.9%
% of FP17s for the same patient ID Re-attending between 3 & 9 months - Children	1,237	2,176	56.8%	61.7%	60.6%	58.1%
% of FP17s for the same patient ID Re-attending between 3 & 9 months - Adults	266	606	43.9%	52.3%	52.0%	50.6%
% of FP17s for Band 1 Urgent Courses	181	2,538	7.1%	8.1%	9.6%	9.1%
% of FP17s Relating to Free Repair or Replacements	0	2,538	0.0%	0.7%	0.7%	0.8%
% of FP17s Relating to Continuations	0	2,538	0.0%	1.0%	1.0%	1.1%
% of Patients satisfied with the dentistry they have received	8	10	80.0%	92.1%	91.6%	91.4%
% of Patients satisfied with the time they had to wait for an appointment	9	10	90.0%	88.2%	87.9%	87.7%

* This is based on patients treated on this contract for their most recent course of treatment. Figures in italics indicate the base number of FP17s or Patient Questionnaire responses are less than 100. N/A is shown where the base number of responses is less than 10 during the period. % is calculated as Quantity/Base number*100

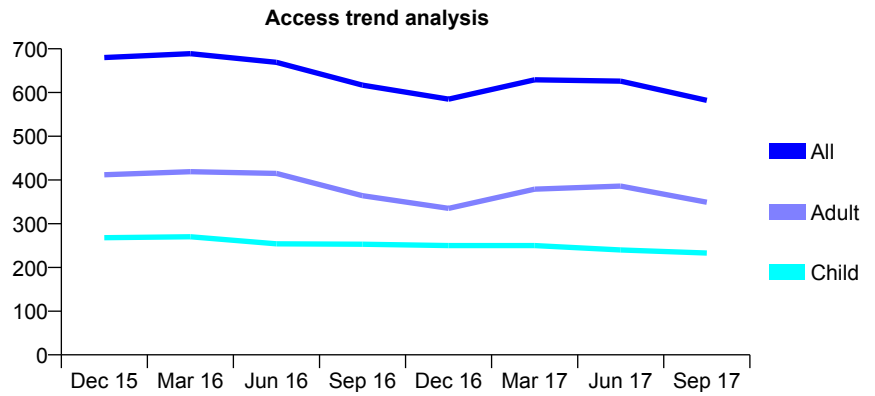
Q64 - Vital Signs At a Glance Contract Report for 136522/0001 - September 2017

Name or company name	Mr MJ Brown, Salford Dental Practice
Contract type name	GDS Contract
Purpose of contract	General
Contract start date	30/05/2014
Contract end date	

17/18 Contracted general activity (UDA)	1,014
Carry forward general activity (UDA)	-20
17/18 Contracted orthodontic activity (UOA)	0
Carry forward orthodontic activity (UOA)	0
Baseline contract value	£26,253.70

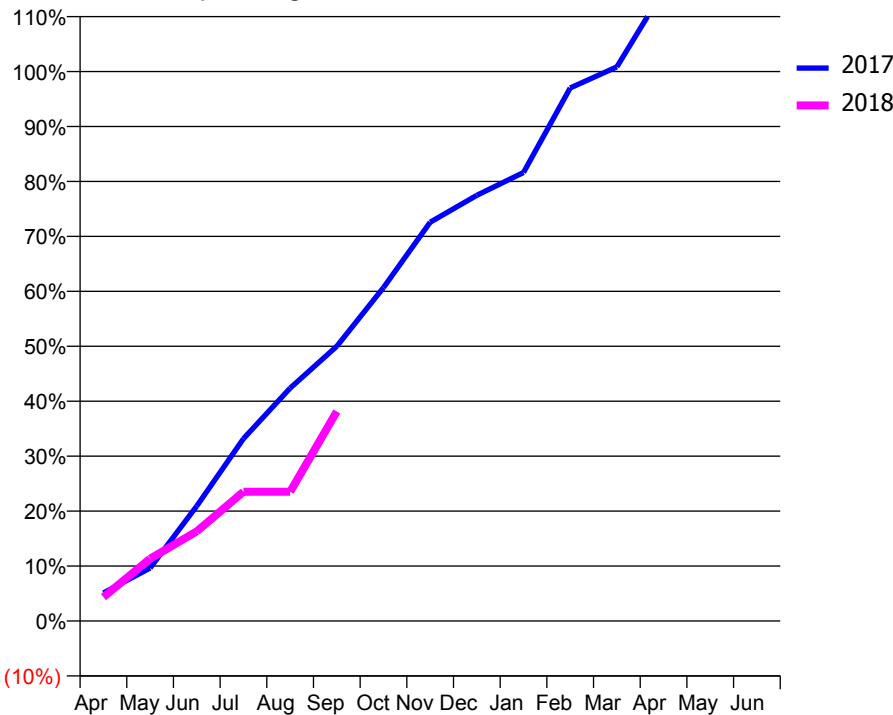
ACCESS*

Patients seen in 24 months	Total	Change since previous quarter
Quarter ending September 2016	617	
Quarter ending December 2016	585	↓
Quarter ending March 2017	629	↑
Quarter ending June 2017	626	→
Quarter ending September 2017	582	↓
Variance since September 2016	(5.7%)	↓



ACTIVITY

Cumulative percentage of contracted UDA delivered 2017 & 2018



Adjusted Scheduled Activity (UDA)		
Month	2017	2018
April	52	44
May	98	115
June	212	165
July	336	239
August	430	239
September	507	387
October	615	
November	736	
December	786	
January	828	
February	984	
March	1,023	
April	1,164	
May	1,170	
June	1,171	

QUALITY

	Quantity	Base Number	Contract	AT	Region	England
% of FP17s for the same patient ID Re-attending within 3 months - Children	8	196	4.1%	9.1%	11.4%	11.9%
% of FP17s for the same patient ID Re-attending within 3 months - Adults	12	151	7.9%	13.4%	15.7%	15.9%
% of FP17s for the same patient ID Re-attending between 3 & 9 months - Children	126	196	64.3%	61.7%	60.6%	58.1%
% of FP17s for the same patient ID Re-attending between 3 & 9 months - Adults	76	151	50.3%	52.3%	52.0%	50.6%
% of FP17s for Band 1 Urgent Courses	13	258	5.0%	8.1%	9.6%	9.1%
% of FP17s Relating to Free Repair or Replacements	0	258	0.0%	0.7%	0.7%	0.8%
% of FP17s Relating to Continuations	0	258	0.0%	1.0%	1.0%	1.1%
% of Patients satisfied with the dentistry they have received	4	4	N/A	92.1%	91.6%	91.4%
% of Patients satisfied with the time they had to wait for an appointment	4	4	N/A	88.2%	87.9%	87.7%

* This is based on patients treated on this contract for their most recent course of treatment. Figures in italics indicate the base number of FP17s or Patient Questionnaire responses are less than 100. N/A is shown where the base number of responses is less than 10 during the period. % is calculated as Quantity/Base number*100

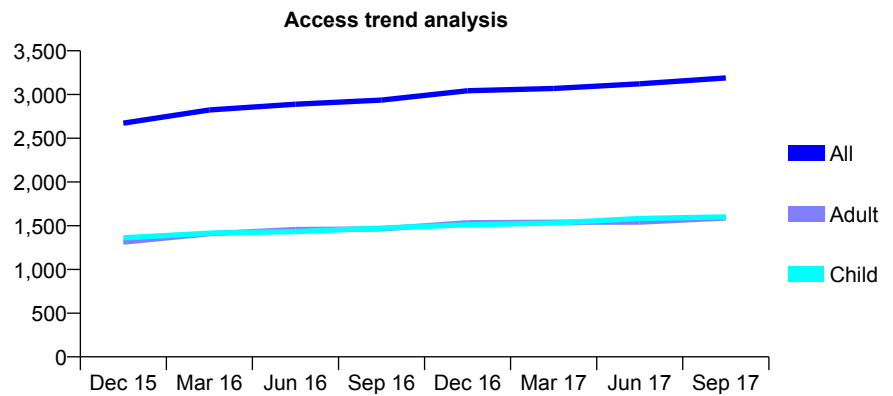
Q64 - Vital Signs At a Glance Contract Report for 137995/0001 - September 2017

Name or company name	Nelson Street Dental Practice Partnership
Contract type name	GDS Contract
Purpose of contract	General
Contract start date	01/04/2014
Contract end date	

17/18 Contracted general activity (UDA)	8,023
Carry forward general activity (UDA)	-86
17/18 Contracted orthodontic activity (UOA)	0
Carry forward orthodontic activity (UOA)	0
Baseline contract value	£187,355.52

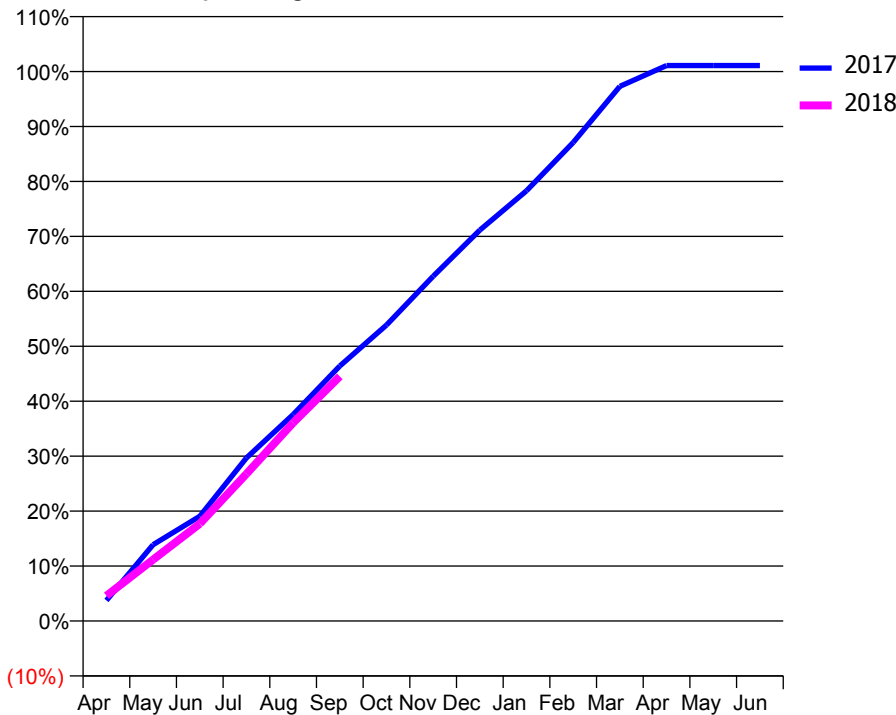
ACCESS*

Patients seen in 24 months	Total	Change since previous quarter
Quarter ending September 2016	2,937	
Quarter ending December 2016	3,043	↑
Quarter ending March 2017	3,069	→
Quarter ending June 2017	3,123	→
Quarter ending September 2017	3,190	↑
Variance since September 2016	8.6%	↑



ACTIVITY

Cumulative percentage of contracted UDA delivered 2017 & 2018



Month	Adjusted Scheduled Activity (UDA)	
	2017	2018
April	301	368
May	1,114	897
June	1,529	1,420
July	2,382	2,148
August	3,015	2,893
September	3,724	3,573
October	4,321	
November	5,034	
December	5,707	
January	6,282	
February	6,986	
March	7,807	
April	8,109	
May	8,109	
June	8,109	

QUALITY

	Quantity	Base Number	Contract	AT	Region	England
% of FP17s for the same patient ID Re-attending within 3 months - Children	69	1,291	5.3%	9.1%	11.4%	11.9%
% of FP17s for the same patient ID Re-attending within 3 months - Adults	198	1,000	19.8%	13.4%	15.7%	15.9%
% of FP17s for the same patient ID Re-attending between 3 & 9 months - Children	902	1,291	69.9%	61.7%	60.6%	58.1%
% of FP17s for the same patient ID Re-attending between 3 & 9 months - Adults	487	1,000	48.7%	52.3%	52.0%	50.6%
% of FP17s for Band 1 Urgent Courses	88	1,718	5.1%	8.1%	9.6%	9.1%
% of FP17s Relating to Free Repair or Replacements	0	1,718	0.0%	0.7%	0.7%	0.8%
% of FP17s Relating to Continuations	28	1,718	1.6%	1.0%	1.0%	1.1%
% of Patients satisfied with the dentistry they have received	5	5	N/A	92.1%	91.6%	91.4%
% of Patients satisfied with the time they had to wait for an appointment	5	5	N/A	88.2%	87.9%	87.7%

* This is based on patients treated on this contract for their most recent course of treatment. Figures in italics indicate the base number of FP17s or Patient Questionnaire responses are less than 100. N/A is shown where the base number of responses is less than 10 during the period. % is calculated as Quantity/Base number*100

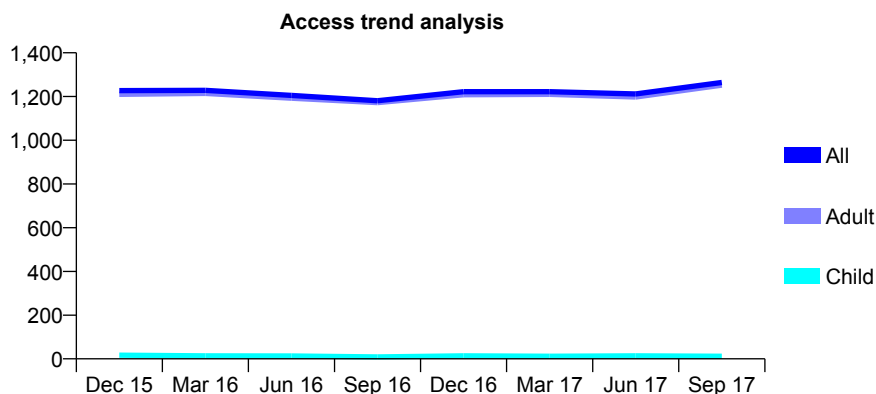
Q64 - Vital Signs At a Glance Contract Report for 138843/0001 - September 2017

Name or company name	BASDAC LLP
Contract type name	GDS Contract
Purpose of contract	General
Contract start date	01/04/2013
Contract end date	

17/18 Contracted general activity (UDA)	3,339
Carry forward general activity (UDA)	0
17/18 Contracted orthodontic activity (UOA)	0
Carry forward orthodontic activity (UOA)	0
Baseline contract value	£201,974.33

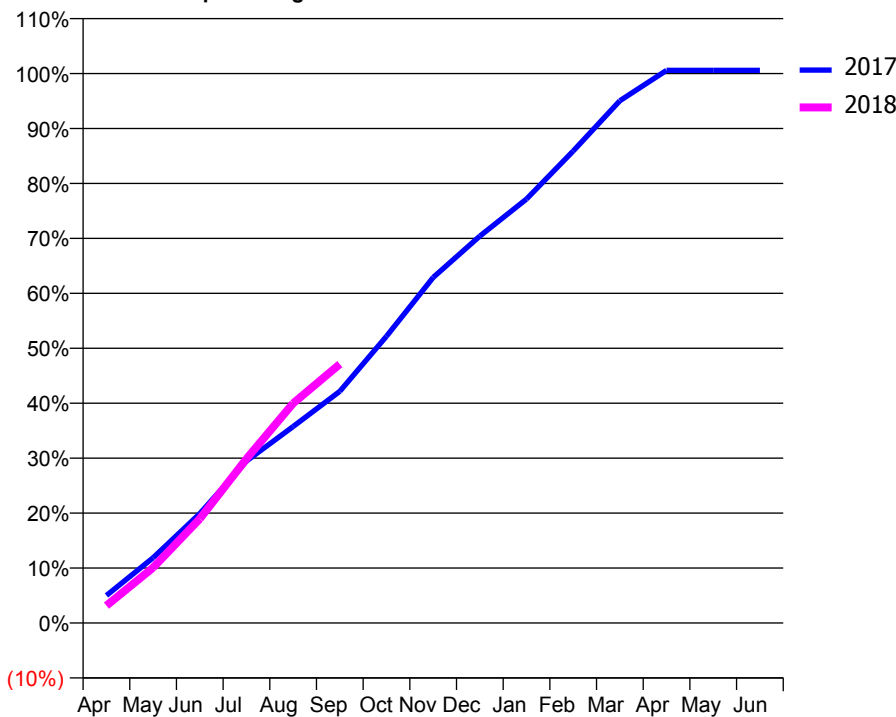
ACCESS*

Patients seen in 24 months	Total	Change since previous quarter
Quarter ending September 2016	1,181	
Quarter ending December 2016	1,222	↑
Quarter ending March 2017	1,222	→
Quarter ending June 2017	1,212	→
Quarter ending September 2017	1,264	↑
Variance since September 2016	7.0%	↑



ACTIVITY

Cumulative percentage of contracted UDA delivered 2017 & 2018



Month	Adjusted Scheduled Activity (UDA)	
	2017	2018
April	167	106
May	397	337
June	665	633
July	984	998
August	1,194	1,335
September	1,408	1,573
October	1,742	
November	2,100	
December	2,351	
January	2,576	
February	2,868	
March	3,173	
April	3,358	
May	3,358	
June	3,358	

QUALITY

	Quantity	Base Number	Contract	AT	Region	England
% of FP17s for the same patient ID Re-attending within 3 months - Children	0	8	0.0%	9.1%	11.4%	11.9%
% of FP17s for the same patient ID Re-attending within 3 months - Adults	1	588	0.2%	13.4%	15.7%	15.9%
% of FP17s for the same patient ID Re-attending between 3 & 9 months - Children	0	8	0.0%	61.7%	60.6%	58.1%
% of FP17s for the same patient ID Re-attending between 3 & 9 months - Adults	3	588	0.5%	52.3%	52.0%	50.6%
% of FP17s for Band 1 Urgent Courses	0	533	0.0%	8.1%	9.6%	9.1%
% of FP17s Relating to Free Repair or Replacements	0	533	0.0%	0.7%	0.7%	0.8%
% of FP17s Relating to Continuations	0	533	0.0%	1.0%	1.0%	1.1%
% of Patients satisfied with the dentistry they have received	3	3	N/A	92.1%	91.6%	91.4%
% of Patients satisfied with the time they had to wait for an appointment	2	3	N/A	88.2%	87.9%	87.7%

* This is based on patients treated on this contract for their most recent course of treatment. Figures in italics indicate the base number of FP17s or Patient Questionnaire responses are less than 100. N/A is shown where the base number of responses is less than 10 during the period. % is calculated as Quantity/Base number*100

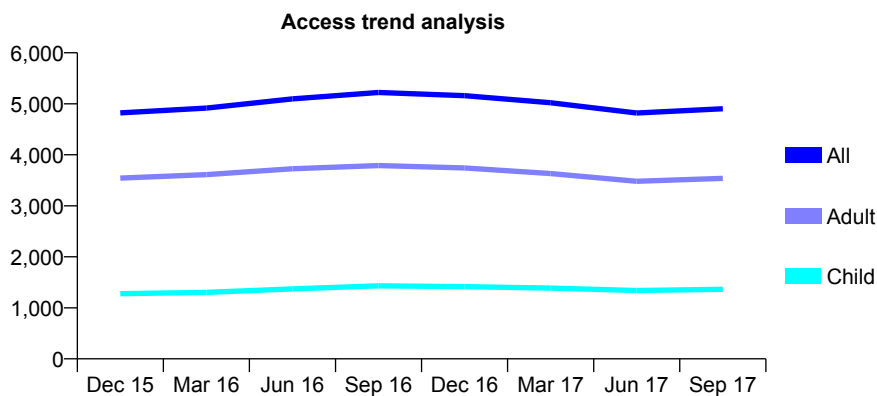
Q64 - Vital Signs At a Glance Contract Report for 141909/0001 - September 2017

Name or company name	Halton House Dental Centre
Contract type name	GDS Contract
Purpose of contract	General
Contract start date	01/04/2013
Contract end date	

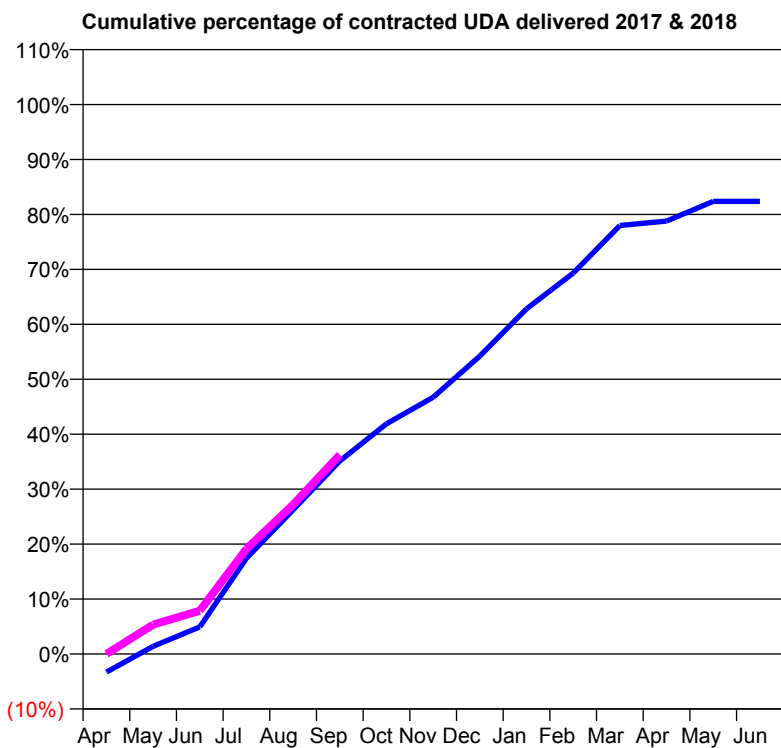
17/18 Contracted general activity (UDA)	14,628
Carry forward general activity (UDA)	0
17/18 Contracted orthodontic activity (UOA)	0
Carry forward orthodontic activity (UOA)	0
Baseline contract value	£384,015.63

ACCESS*

Patients seen in 24 months	Total	Change since previous quarter
Quarter ending September 2016	5,221	
Quarter ending December 2016	5,159	↓
Quarter ending March 2017	5,021	↓
Quarter ending June 2017	4,820	↓
Quarter ending September 2017	4,902	→
Variance since September 2016	(6.1%)	↓



ACTIVITY



Month	Adjusted Scheduled Activity (UDA)	
	2017	2018
April	-486	0
May	204	784
June	721	1,152
July	2,551	2,800
August	3,840	3,979
September	5,137	5,306
October	6,127	
November	6,835	
December	7,933	
January	9,190	
February	10,139	
March	11,407	
April	11,524	
May	12,049	
June	12,049	

QUALITY

	Quantity	Base Number	Contract	AT	Region	England
% of FP17s for the same patient ID Re-attending within 3 months - Children	59	938	6.3%	9.1%	11.4%	11.9%
% of FP17s for the same patient ID Re-attending within 3 months - Adults	255	2,099	12.1%	13.4%	15.7%	15.9%
% of FP17s for the same patient ID Re-attending between 3 & 9 months - Children	528	938	56.3%	61.7%	60.6%	58.1%
% of FP17s for the same patient ID Re-attending between 3 & 9 months - Adults	1,102	2,099	52.5%	52.3%	52.0%	50.6%
% of FP17s for Band 1 Urgent Courses	284	2,789	10.2%	8.1%	9.6%	9.1%
% of FP17s Relating to Free Repair or Replacements	9	2,789	0.3%	0.7%	0.7%	0.8%
% of FP17s Relating to Continuations	28	2,789	1.0%	1.0%	1.0%	1.1%
% of Patients satisfied with the dentistry they have received	14	15	93.3%	92.1%	91.6%	91.4%
% of Patients satisfied with the time they had to wait for an appointment	13	15	86.7%	88.2%	87.9%	87.7%

* This is based on patients treated on this contract for their most recent course of treatment. Figures in italics indicate the base number of FP17s or Patient Questionnaire responses are less than 100. N/A is shown where the base number of responses is less than 10 during the period. % is calculated as Quantity/Base number*100

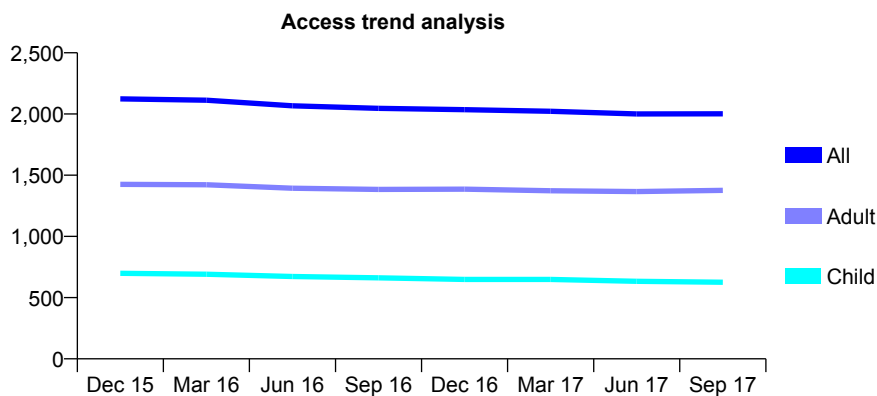
Q64 - Vital Signs At a Glance Contract Report for 146420/0001 - September 2017

Name or company name	North Way Dental Practice Ltd
Contract type name	GDS Contract
Purpose of contract	General
Contract start date	01/07/2012
Contract end date	

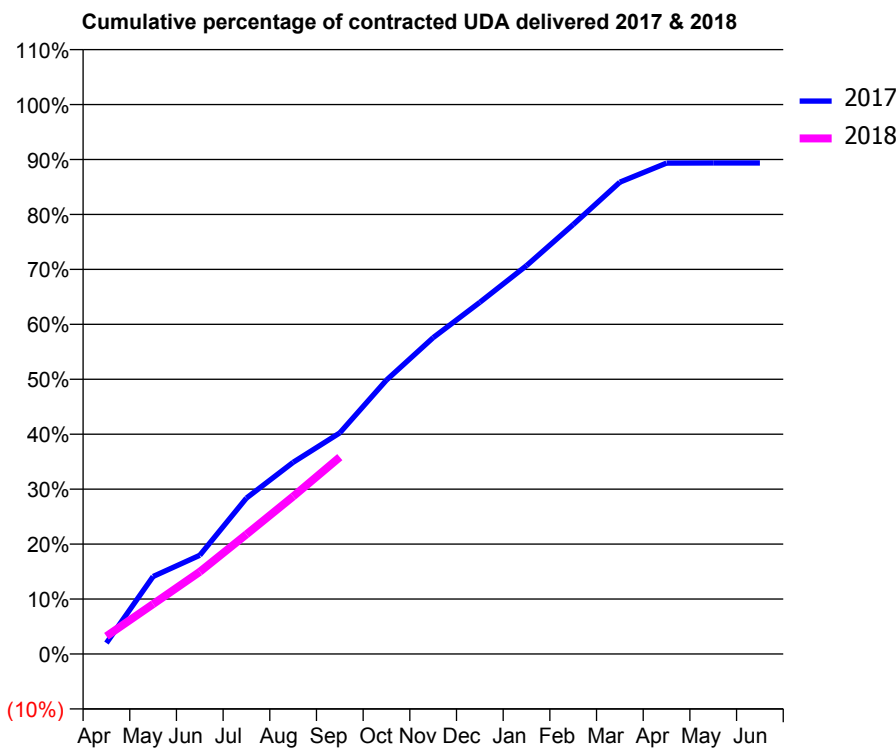
17/18 Contracted general activity (UDA)	6,184
Carry forward general activity (UDA)	0
17/18 Contracted orthodontic activity (UOA)	0
Carry forward orthodontic activity (UOA)	0
Baseline contract value	£223,604.32

ACCESS*

Patients seen in 24 months	Total	Change since previous quarter
Quarter ending September 2016	2,046	
Quarter ending December 2016	2,035	→
Quarter ending March 2017	2,022	→
Quarter ending June 2017	2,000	↓
Quarter ending September 2017	2,002	→
Variance since September 2016	(2.2%)	↓



ACTIVITY



Month	Adjusted Scheduled Activity (UDA)	
	2017	2018
April	124	200
May	872	562
June	1,111	925
July	1,755	1,347
August	2,157	1,773
September	2,489	2,216
October	3,083	
November	3,561	
December	3,957	
January	4,370	
February	4,832	
March	5,310	
April	5,525	
May	5,526	
June	5,527	

QUALITY

	Quantity	Base Number	Contract	AT	Region	England
% of FP17s for the same patient ID Re-attending within 3 months - Children	20	467	4.3%	9.1%	11.4%	11.9%
% of FP17s for the same patient ID Re-attending within 3 months - Adults	136	997	13.6%	13.4%	15.7%	15.9%
% of FP17s for the same patient ID Re-attending between 3 & 9 months - Children	329	467	70.4%	61.7%	60.6%	58.1%
% of FP17s for the same patient ID Re-attending between 3 & 9 months - Adults	652	997	65.4%	52.3%	52.0%	50.6%
% of FP17s for Band 1 Urgent Courses	53	1,332	4.0%	8.1%	9.6%	9.1%
% of FP17s Relating to Free Repair or Replacements	0	1,332	0.0%	0.7%	0.7%	0.8%
% of FP17s Relating to Continuations	6	1,332	0.5%	1.0%	1.0%	1.1%
% of Patients satisfied with the dentistry they have received	5	6	N/A	92.1%	91.6%	91.4%
% of Patients satisfied with the time they had to wait for an appointment	5	6	N/A	88.2%	87.9%	87.7%

* This is based on patients treated on this contract for their most recent course of treatment. Figures in italics indicate the base number of FP17s or Patient Questionnaire responses are less than 100. N/A is shown where the base number of responses is less than 10 during the period. % is calculated as Quantity/Base number*100

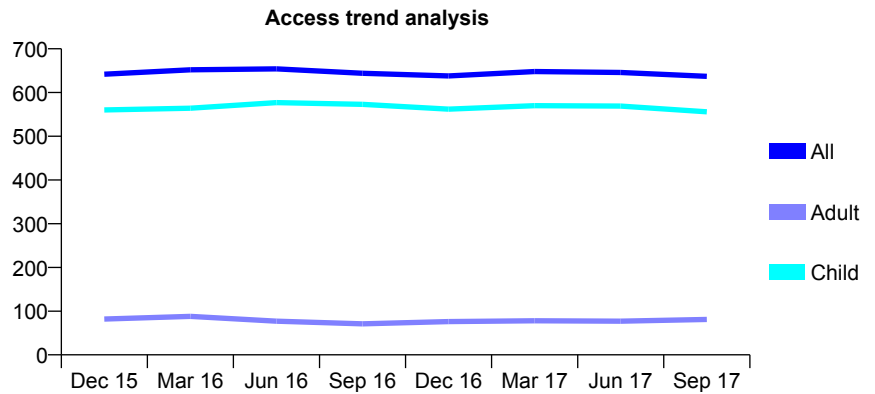
Q64 - Vital Signs At a Glance Contract Report for 147567/0001 - September 2017

Name or company name	Stonehouse Dental Practice
Contract type name	GDS Contract
Purpose of contract	General
Contract start date	01/11/2012
Contract end date	

17/18 Contracted general activity (UDA)	970
Carry forward general activity (UDA)	-19
17/18 Contracted orthodontic activity (UOA)	0
Carry forward orthodontic activity (UOA)	0
Baseline contract value	£22,169.05

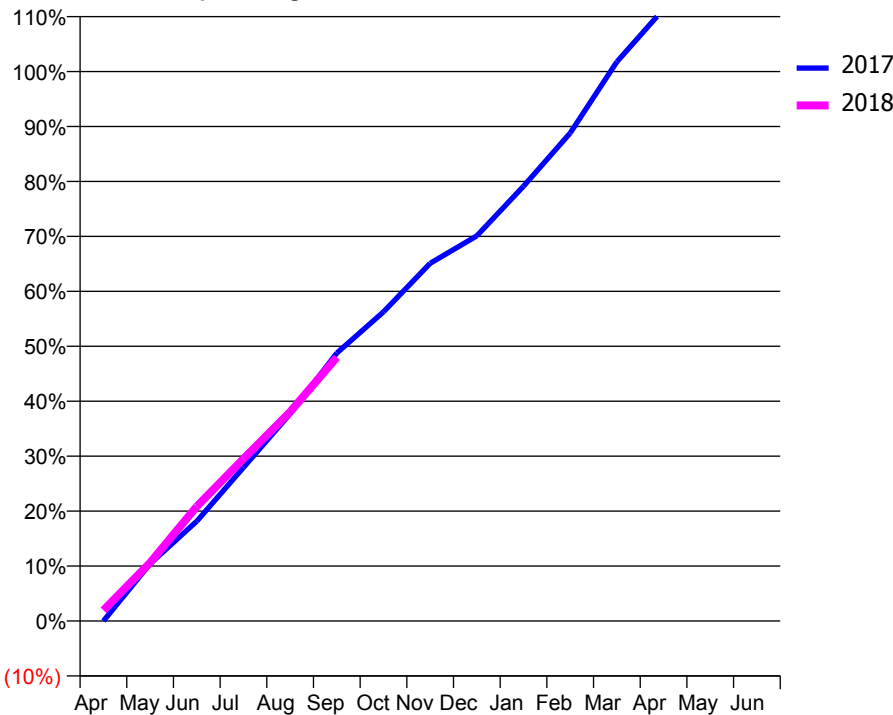
ACCESS*

Patients seen in 24 months	Total	Change since previous quarter
Quarter ending September 2016	644	
Quarter ending December 2016	638	→
Quarter ending March 2017	648	→
Quarter ending June 2017	646	→
Quarter ending September 2017	637	↓
Variance since September 2016	(1.1%)	↓



ACTIVITY

Cumulative percentage of contracted UDA delivered 2017 & 2018



Month	Adjusted Scheduled Activity (UDA)	
	2017	2018
April	0	19
May	101	103
June	176	202
July	271	286
August	366	369
September	473	465
October	546	
November	631	
December	680	
January	768	
February	861	
March	987	
April	1,080	
May	1,089	
June	1,089	

QUALITY

	Quantity	Base Number	Contract	AT	Region	England
% of FP17s for the same patient ID Re-attending within 3 months - Children	23	408	5.6%	9.1%	11.4%	11.9%
% of FP17s for the same patient ID Re-attending within 3 months - Adults	2	25	8.0%	13.4%	15.7%	15.9%
% of FP17s for the same patient ID Re-attending between 3 & 9 months - Children	235	408	57.6%	61.7%	60.6%	58.1%
% of FP17s for the same patient ID Re-attending between 3 & 9 months - Adults	14	25	56.0%	52.3%	52.0%	50.6%
% of FP17s for Band 1 Urgent Courses	7	361	1.9%	8.1%	9.6%	9.1%
% of FP17s Relating to Free Repair or Replacements	0	361	0.0%	0.7%	0.7%	0.8%
% of FP17s Relating to Continuations	0	361	0.0%	1.0%	1.0%	1.1%
% of Patients satisfied with the dentistry they have received	0	0	N/A	92.1%	91.6%	91.4%
% of Patients satisfied with the time they had to wait for an appointment	0	0	N/A	88.2%	87.9%	87.7%

* This is based on patients treated on this contract for their most recent course of treatment. Figures in italics indicate the base number of FP17s or Patient Questionnaire responses are less than 100. N/A is shown where the base number of responses is less than 10 during the period. % is calculated as Quantity/Base number*100

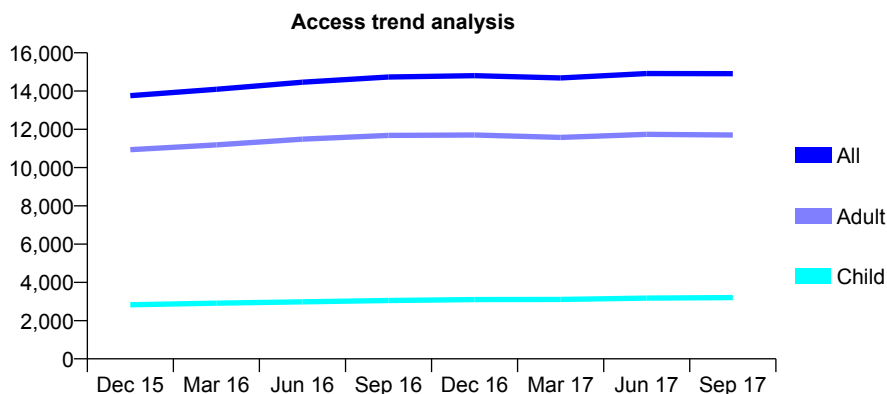
Q64 - Vital Signs At a Glance Contract Report for 147575/0001 - September 2017

Name or company name	Oriel Villas Dental Surgery
Contract type name	GDS Contract
Purpose of contract	General
Contract start date	01/09/2010
Contract end date	

17/18 Contracted general activity (UDA)	35,818
Carry forward general activity (UDA)	412
17/18 Contracted orthodontic activity (UOA)	0
Carry forward orthodontic activity (UOA)	0
Baseline contract value	£859,772.03

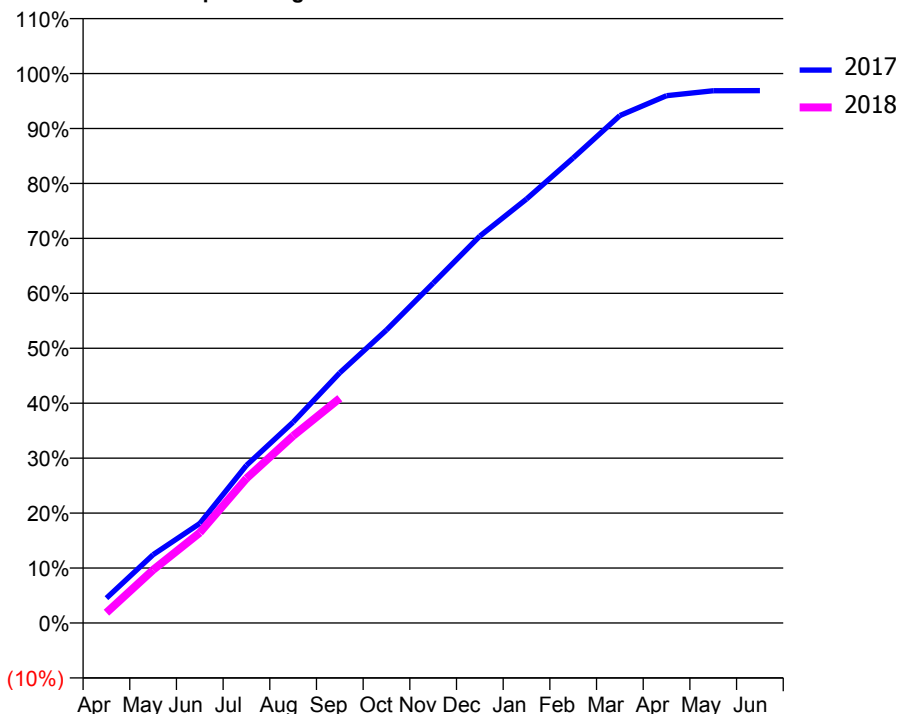
ACCESS*

Patients seen in 24 months	Total	Change since previous quarter
Quarter ending September 2016	14,734	
Quarter ending December 2016	14,801	→
Quarter ending March 2017	14,687	→
Quarter ending June 2017	14,913	→
Quarter ending September 2017	14,909	→
Variance since September 2016	1.2%	→



ACTIVITY

Cumulative percentage of contracted UDA delivered 2017 & 2018



Month	Adjusted Scheduled Activity (UDA)	
	2017	2018
April	1,625	677
May	4,456	3,466
June	6,487	5,889
July	10,275	9,427
August	13,094	12,198
September	16,310	14,654
October	19,097	
November	22,154	
December	25,223	
January	27,632	
February	30,313	
March	33,073	
April	34,373	
May	34,690	
June	34,706	

QUALITY

	Quantity	Base Number	Contract	AT	Region	England
% of FP17s for the same patient ID Re-attending within 3 months - Children	95	2,200	4.3%	9.1%	11.4%	11.9%
% of FP17s for the same patient ID Re-attending within 3 months - Adults	581	6,717	8.6%	13.4%	15.7%	15.9%
% of FP17s for the same patient ID Re-attending between 3 & 9 months - Children	1,190	2,200	54.1%	61.7%	60.6%	58.1%
% of FP17s for the same patient ID Re-attending between 3 & 9 months - Adults	3,088	6,717	46.0%	52.3%	52.0%	50.6%
% of FP17s for Band 1 Urgent Courses	363	7,728	4.7%	8.1%	9.6%	9.1%
% of FP17s Relating to Free Repair or Replacements	54	7,728	0.7%	0.7%	0.7%	0.8%
% of FP17s Relating to Continuations	29	7,728	0.4%	1.0%	1.0%	1.1%
% of Patients satisfied with the dentistry they have received	38	42	90.5%	92.1%	91.6%	91.4%
% of Patients satisfied with the time they had to wait for an appointment	35	42	83.3%	88.2%	87.9%	87.7%

* This is based on patients treated on this contract for their most recent course of treatment. Figures in italics indicate the base number of FP17s or Patient Questionnaire responses are less than 100. N/A is shown where the base number of responses is less than 10 during the period. % is calculated as Quantity/Base number*100

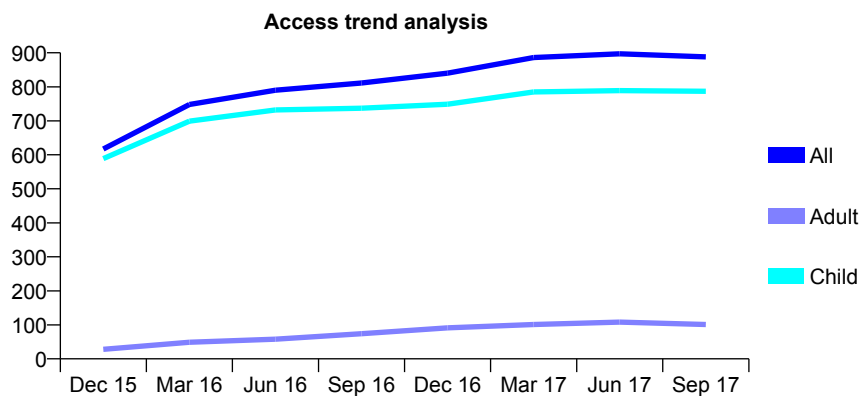
Q64 - Vital Signs At a Glance Contract Report for 148210/0001 - September 2017

Name or company name	Clarence House Partnership
Contract type name	GDS Contract
Purpose of contract	General
Contract start date	07/04/2015
Contract end date	

17/18 Contracted general activity (UDA)	3,051
Carry forward general activity (UDA)	0
17/18 Contracted orthodontic activity (UOA)	0
Carry forward orthodontic activity (UOA)	0
Baseline contract value	£80,172.49

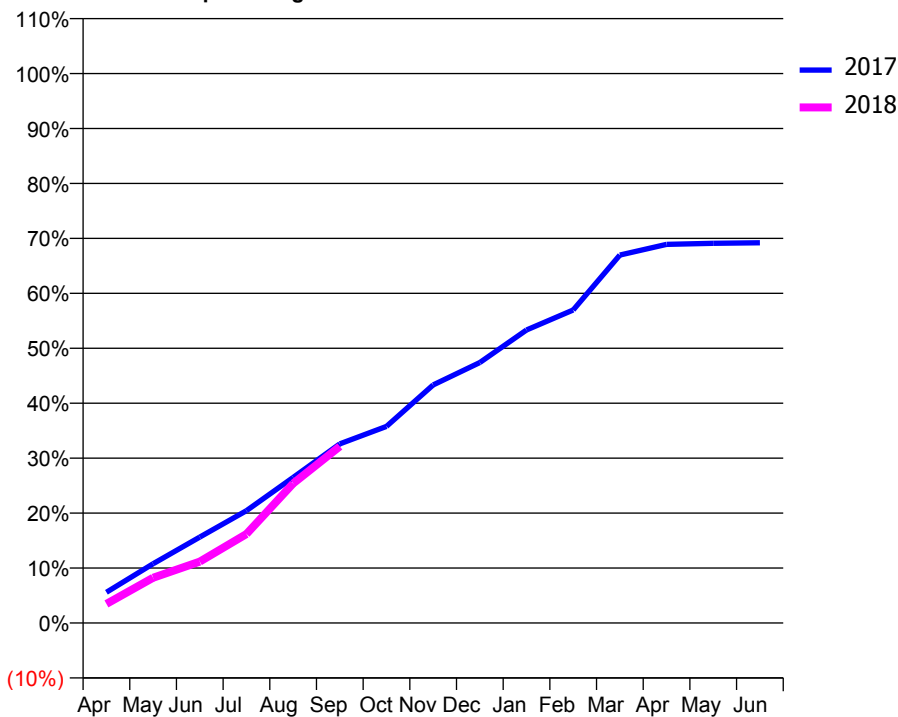
ACCESS*

Patients seen in 24 months	Total	Change since previous quarter
Quarter ending September 2016	811	
Quarter ending December 2016	840	↑
Quarter ending March 2017	886	↑
Quarter ending June 2017	897	→
Quarter ending September 2017	888	↓
Variance since September 2016	9.5%	↑



ACTIVITY

Cumulative percentage of contracted UDA delivered 2017 & 2018



Month	Adjusted Scheduled Activity (UDA)	
	2017	2018
April	171	106
May	329	251
June	477	341
July	624	494
August	808	775
September	995	981
October	1,092	
November	1,322	
December	1,446	
January	1,627	
February	1,738	
March	2,043	
April	2,102	
May	2,108	
June	2,111	

QUALITY

	Quantity	Base Number	Contract	AT	Region	England
% of FP17s for the same patient ID Re-attending within 3 months - Children	49	601	8.2%	9.1%	11.4%	11.9%
% of FP17s for the same patient ID Re-attending within 3 months - Adults	0	0	N/A	13.4%	15.7%	15.9%
% of FP17s for the same patient ID Re-attending between 3 & 9 months - Children	364	601	60.6%	61.7%	60.6%	58.1%
% of FP17s for the same patient ID Re-attending between 3 & 9 months - Adults	0	0	N/A	52.3%	52.0%	50.6%
% of FP17s for Band 1 Urgent Courses	0	568	0.0%	8.1%	9.6%	9.1%
% of FP17s Relating to Free Repair or Replacements	0	568	0.0%	0.7%	0.7%	0.8%
% of FP17s Relating to Continuations	0	568	0.0%	1.0%	1.0%	1.1%
% of Patients satisfied with the dentistry they have received	3	3	N/A	92.1%	91.6%	91.4%
% of Patients satisfied with the time they had to wait for an appointment	3	3	N/A	88.2%	87.9%	87.7%

* This is based on patients treated on this contract for their most recent course of treatment. Figures in italics indicate the base number of FP17s or Patient Questionnaire responses are less than 100. N/A is shown where the base number of responses is less than 10 during the period. % is calculated as Quantity/Base number*100

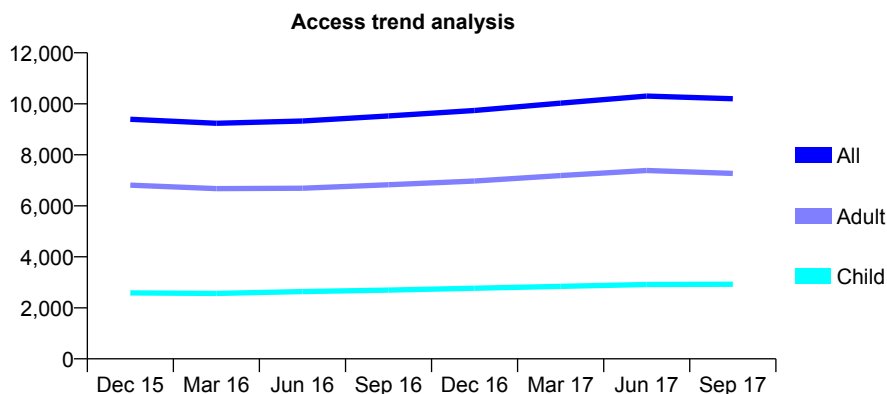
Q64 - Vital Signs At a Glance Contract Report for 150401/0001 - September 2017

Name or company name	Whitecross Dental care Ltd
Contract type name	GDS Contract
Purpose of contract	General
Contract start date	13/10/2010
Contract end date	

17/18 Contracted general activity (UDA)	25,000
Carry forward general activity (UDA)	-328
17/18 Contracted orthodontic activity (UOA)	0
Carry forward orthodontic activity (UOA)	0
Baseline contract value	£622,180.22

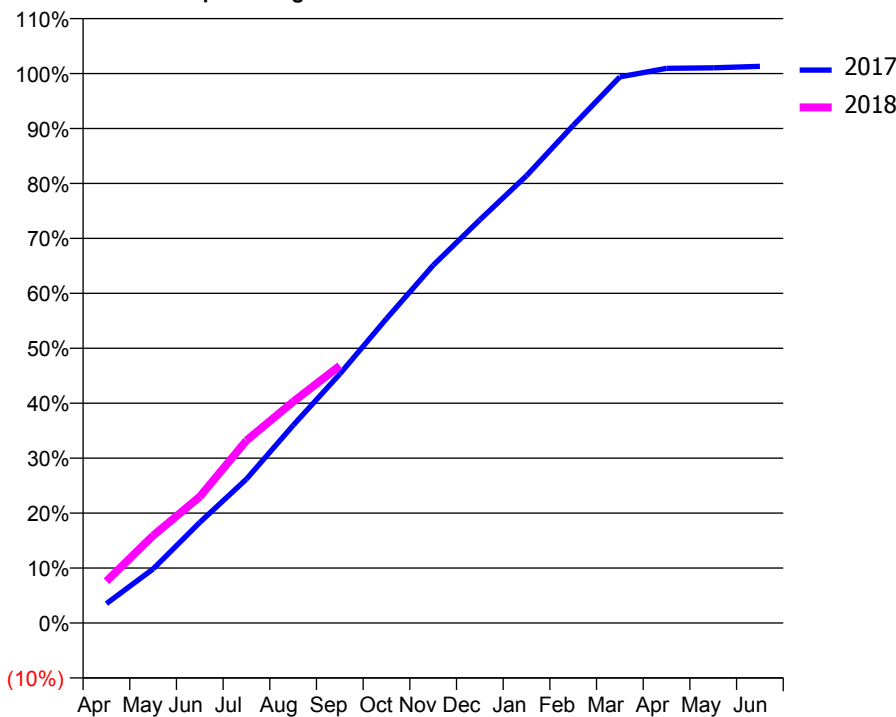
ACCESS*

Patients seen in 24 months	Total	Change since previous quarter
Quarter ending September 2016	9,523	
Quarter ending December 2016	9,740	↑
Quarter ending March 2017	10,028	↑
Quarter ending June 2017	10,302	↑
Quarter ending September 2017	10,197	↓
Variance since September 2016	7.1%	↑



ACTIVITY

Cumulative percentage of contracted UDA delivered 2017 & 2018



Month	Adjusted Scheduled Activity (UDA)	
	2017	2018
April	885	1,900
May	2,460	3,979
June	4,575	5,745
July	6,548	8,304
August	8,994	10,067
September	11,332	11,703
October	13,849	
November	16,271	
December	18,341	
January	20,351	
February	22,639	
March	24,844	
April	25,237	
May	25,260	
June	25,328	

QUALITY

	Quantity	Base Number	Contract	AT	Region	England
% of FP17s for the same patient ID Re-attending within 3 months - Children	170	2,050	8.3%	9.1%	11.4%	11.9%
% of FP17s for the same patient ID Re-attending within 3 months - Adults	376	3,653	10.3%	13.4%	15.7%	15.9%
% of FP17s for the same patient ID Re-attending between 3 & 9 months - Children	1,252	2,050	61.1%	61.7%	60.6%	58.1%
% of FP17s for the same patient ID Re-attending between 3 & 9 months - Adults	1,570	3,653	43.0%	52.3%	52.0%	50.6%
% of FP17s for Band 1 Urgent Courses	85	5,464	1.6%	8.1%	9.6%	9.1%
% of FP17s Relating to Free Repair or Replacements	15	5,464	0.3%	0.7%	0.7%	0.8%
% of FP17s Relating to Continuations	127	5,464	2.3%	1.0%	1.0%	1.1%
% of Patients satisfied with the dentistry they have received	28	33	84.8%	92.1%	91.6%	91.4%
% of Patients satisfied with the time they had to wait for an appointment	25	33	75.8%	88.2%	87.9%	87.7%

* This is based on patients treated on this contract for their most recent course of treatment. Figures in italics indicate the base number of FP17s or Patient Questionnaire responses are less than 100. N/A is shown where the base number of responses is less than 10 during the period. % is calculated as Quantity/Base number*100

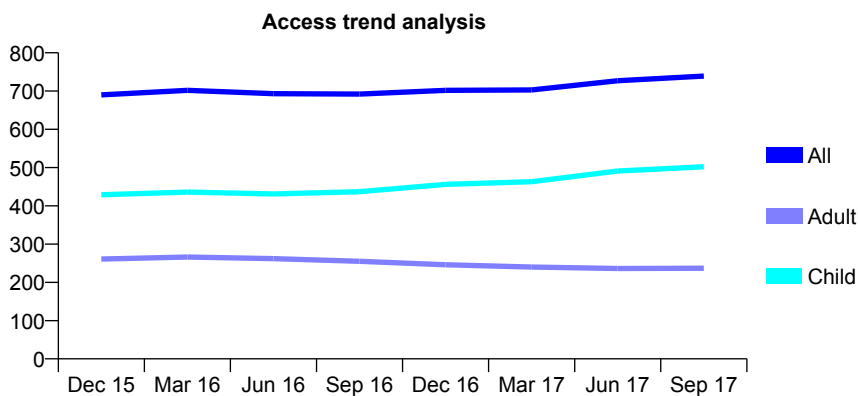
Q64 - Vital Signs At a Glance Contract Report for 152021/0001 - September 2017

Name or company name	Hartree Dental Surgery
Contract type name	GDS Contract
Purpose of contract	General
Contract start date	01/04/2006
Contract end date	

17/18 Contracted general activity (UDA)	1,646
Carry forward general activity (UDA)	-33
17/18 Contracted orthodontic activity (UOA)	0
Carry forward orthodontic activity (UOA)	0
Baseline contract value	£39,657.55

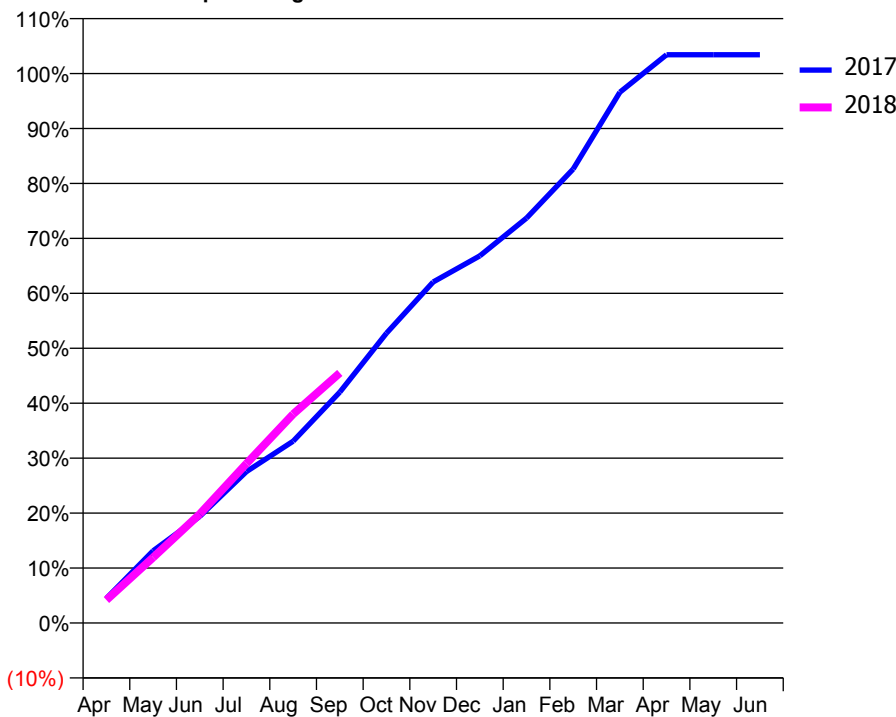
ACCESS*

Patients seen in 24 months	Total	Change since previous quarter
Quarter ending September 2016	692	
Quarter ending December 2016	702	→
Quarter ending March 2017	703	→
Quarter ending June 2017	727	↑
Quarter ending September 2017	739	→
Variance since September 2016	6.8%	↑



ACTIVITY

Cumulative percentage of contracted UDA delivered 2017 & 2018



Month	Adjusted Scheduled Activity (UDA)	
	2017	2018
April	74	69
May	216	196
June	319	327
July	453	477
August	545	626
September	692	749
October	868	
November	1,022	
December	1,100	
January	1,213	
February	1,360	
March	1,590	
April	1,702	
May	1,702	
June	1,702	

QUALITY

	Quantity	Base Number	Contract	AT	Region	England
% of FP17s for the same patient ID Re-attending within 3 months - Children	37	440	8.4%	9.1%	11.4%	11.9%
% of FP17s for the same patient ID Re-attending within 3 months - Adults	20	105	19.0%	13.4%	15.7%	15.9%
% of FP17s for the same patient ID Re-attending between 3 & 9 months - Children	284	440	64.5%	61.7%	60.6%	58.1%
% of FP17s for the same patient ID Re-attending between 3 & 9 months - Adults	58	105	55.2%	52.3%	52.0%	50.6%
% of FP17s for Band 1 Urgent Courses	11	496	2.2%	8.1%	9.6%	9.1%
% of FP17s Relating to Free Repair or Replacements	0	496	0.0%	0.7%	0.7%	0.8%
% of FP17s Relating to Continuations	12	496	2.4%	1.0%	1.0%	1.1%
% of Patients satisfied with the dentistry they have received	3	4	N/A	92.1%	91.6%	91.4%
% of Patients satisfied with the time they had to wait for an appointment	4	4	N/A	88.2%	87.9%	87.7%

* This is based on patients treated on this contract for their most recent course of treatment. Figures in italics indicate the base number of FP17s or Patient Questionnaire responses are less than 100. N/A is shown where the base number of responses is less than 10 during the period. % is calculated as Quantity/Base number*100

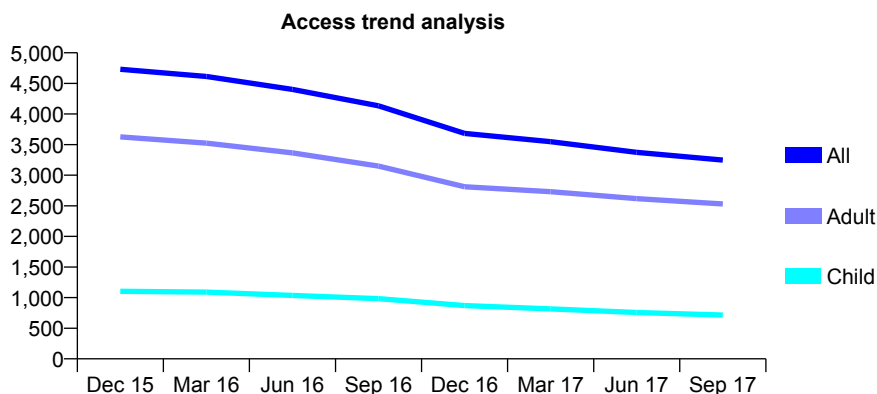
Q64 - Vital Signs At a Glance Contract Report for 153052/0001 - September 2017

Name or company name	Dentalcare (Southern) Limited
Contract type name	GDS Contract
Purpose of contract	General
Contract start date	01/08/2012
Contract end date	

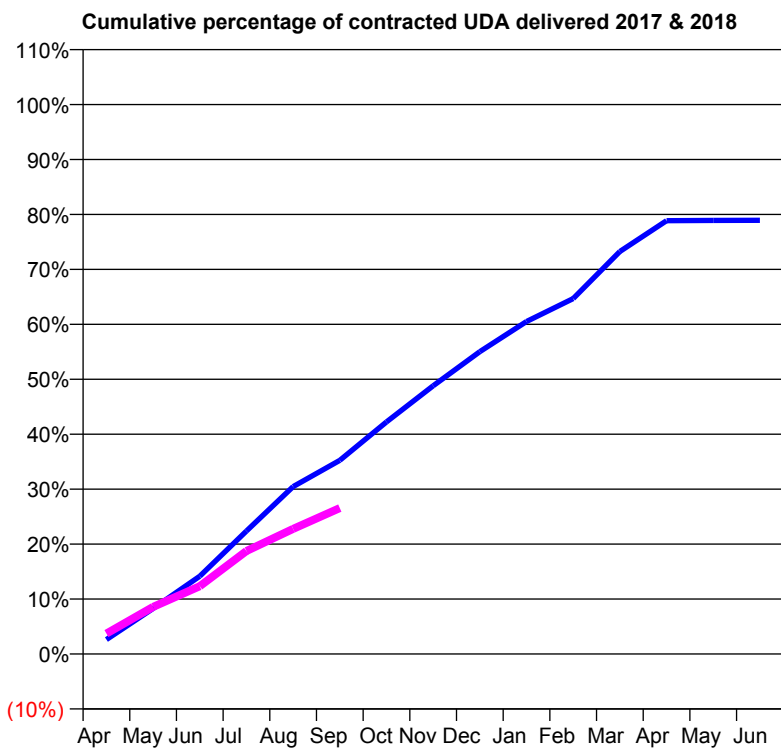
17/18 Contracted general activity (UDA)	12,257
Carry forward general activity (UDA)	0
17/18 Contracted orthodontic activity (UOA)	0
Carry forward orthodontic activity (UOA)	0
Baseline contract value	£306,580.92

ACCESS*

Patients seen in 24 months	Total	Change since previous quarter
Quarter ending September 2016	4,134	
Quarter ending December 2016	3,682	↓
Quarter ending March 2017	3,547	↓
Quarter ending June 2017	3,374	↓
Quarter ending September 2017	3,247	↓
Variance since September 2016	(21.5%)	↓



ACTIVITY



Month	Adjusted Scheduled Activity (UDA)	
	2017	2018
April	322	457
May	1,017	1,050
June	1,735	1,512
July	2,743	2,297
August	3,734	2,791
September	4,320	3,256
October	5,178	
November	5,983	
December	6,744	
January	7,416	
February	7,929	
March	8,979	
April	9,665	
May	9,670	
June	9,673	

QUALITY

	Quantity	Base Number	Contract	AT	Region	England
% of FP17s for the same patient ID Re-attending within 3 months - Children	11	468	2.4%	9.1%	11.4%	11.9%
% of FP17s for the same patient ID Re-attending within 3 months - Adults	149	1,717	8.7%	13.4%	15.7%	15.9%
% of FP17s for the same patient ID Re-attending between 3 & 9 months - Children	227	468	48.5%	61.7%	60.6%	58.1%
% of FP17s for the same patient ID Re-attending between 3 & 9 months - Adults	795	1,717	46.3%	52.3%	52.0%	50.6%
% of FP17s for Band 1 Urgent Courses	92	1,766	5.2%	8.1%	9.6%	9.1%
% of FP17s Relating to Free Repair or Replacements	22	1,766	1.2%	0.7%	0.7%	0.8%
% of FP17s Relating to Continuations	1	1,766	0.1%	1.0%	1.0%	1.1%
% of Patients satisfied with the dentistry they have received	18	20	90.0%	92.1%	91.6%	91.4%
% of Patients satisfied with the time they had to wait for an appointment	15	20	75.0%	88.2%	87.9%	87.7%

* This is based on patients treated on this contract for their most recent course of treatment. Figures in italics indicate the base number of FP17s or Patient Questionnaire responses are less than 100. N/A is shown where the base number of responses is less than 10 during the period. % is calculated as Quantity/Base number*100

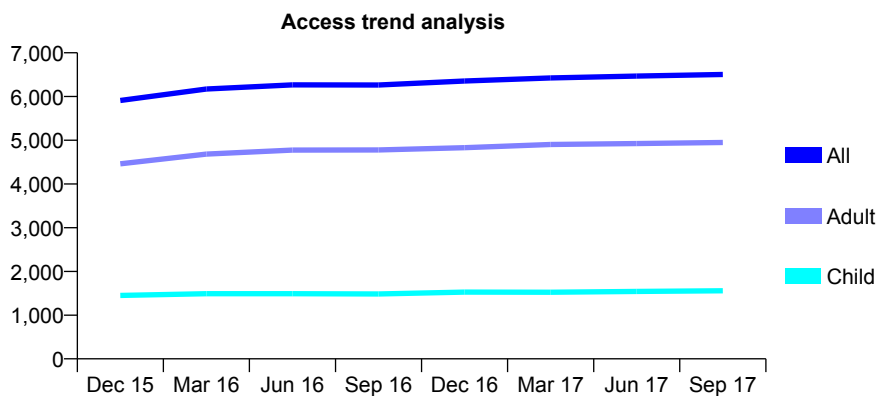
Q64 - Vital Signs At a Glance Contract Report for 155594/0001 - September 2017

Name or company name	The Parks Dental Practice
Contract type name	GDS Contract
Purpose of contract	General
Contract start date	21/03/2013
Contract end date	

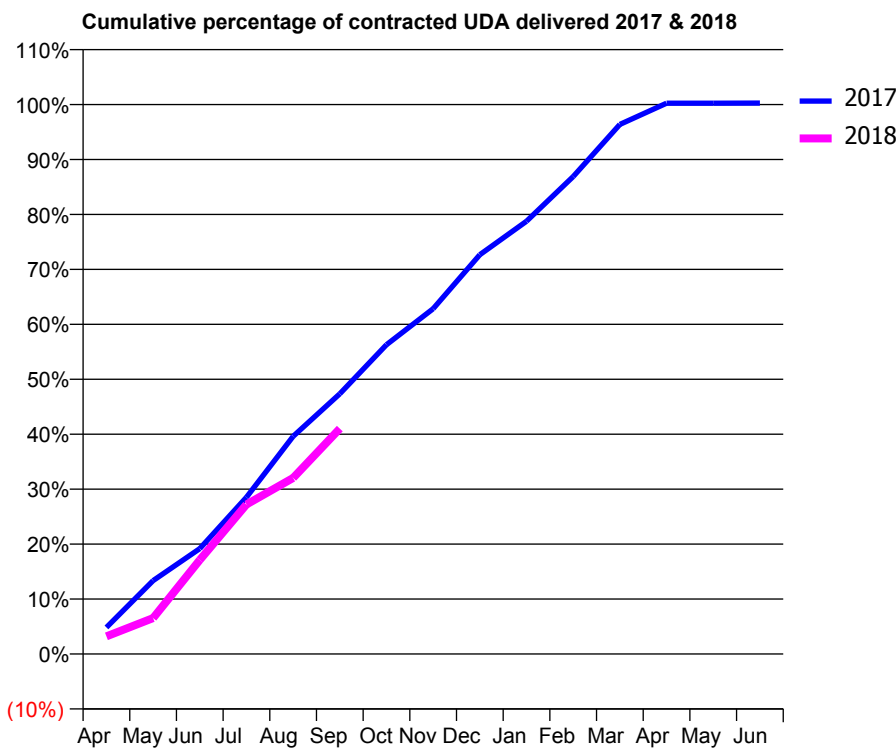
17/18 Contracted general activity (UDA)	17,000
Carry forward general activity (UDA)	-43
17/18 Contracted orthodontic activity (UOA)	0
Carry forward orthodontic activity (UOA)	0
Baseline contract value	£420,156.28

ACCESS*

Patients seen in 24 months	Total	Change since previous quarter
Quarter ending September 2016	6,263	
Quarter ending December 2016	6,356	→
Quarter ending March 2017	6,425	→
Quarter ending June 2017	6,467	→
Quarter ending September 2017	6,505	→
Variance since September 2016	3.9%	↑



ACTIVITY



Month	Adjusted Scheduled Activity (UDA)	
	2017	2018
April	823	546
May	2,272	1,110
June	3,263	2,909
July	4,851	4,625
August	6,736	5,446
September	8,050	6,972
October	9,567	
November	10,684	
December	12,354	
January	13,389	
February	14,772	
March	16,382	
April	17,040	
May	17,041	
June	17,043	

QUALITY

	Quantity	Base Number	Contract	AT	Region	England
% of FP17s for the same patient ID Re-attending within 3 months - Children	145	1,289	11.2%	9.1%	11.4%	11.9%
% of FP17s for the same patient ID Re-attending within 3 months - Adults	409	2,996	13.7%	13.4%	15.7%	15.9%
% of FP17s for the same patient ID Re-attending between 3 & 9 months - Children	840	1,289	65.2%	61.7%	60.6%	58.1%
% of FP17s for the same patient ID Re-attending between 3 & 9 months - Adults	1,589	2,996	53.0%	52.3%	52.0%	50.6%
% of FP17s for Band 1 Urgent Courses	421	3,900	10.8%	8.1%	9.6%	9.1%
% of FP17s Relating to Free Repair or Replacements	51	3,900	1.3%	0.7%	0.7%	0.8%
% of FP17s Relating to Continuations	31	3,900	0.8%	1.0%	1.0%	1.1%
% of Patients satisfied with the dentistry they have received	13	16	81.3%	92.1%	91.6%	91.4%
% of Patients satisfied with the time they had to wait for an appointment	15	16	93.8%	88.2%	87.9%	87.7%

* This is based on patients treated on this contract for their most recent course of treatment. Figures in italics indicate the base number of FP17s or Patient Questionnaire responses are less than 100. N/A is shown where the base number of responses is less than 10 during the period. % is calculated as Quantity/Base number*100

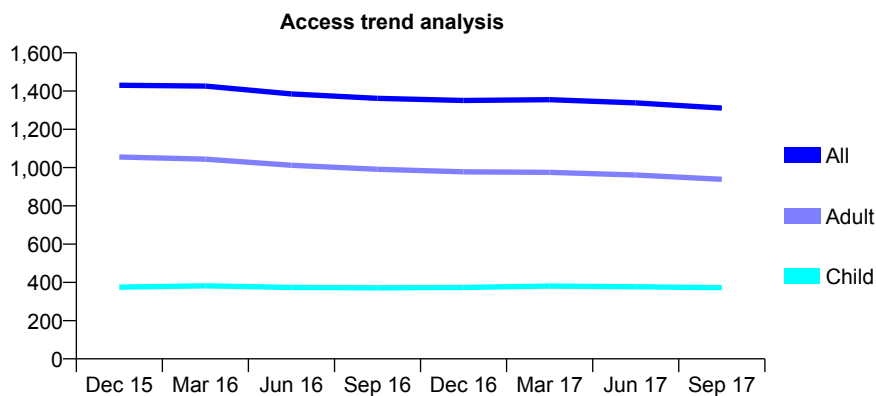
Q64 - Vital Signs At a Glance Contract Report for 155918/0001 - September 2017

Name or company name	Laser-Dent Ltd
Contract type name	GDS Contract
Purpose of contract	General
Contract start date	01/05/2011
Contract end date	

17/18 Contracted general activity (UDA)	5,100
Carry forward general activity (UDA)	-53
17/18 Contracted orthodontic activity (UOA)	0
Carry forward orthodontic activity (UOA)	0
Baseline contract value	£122,458.45

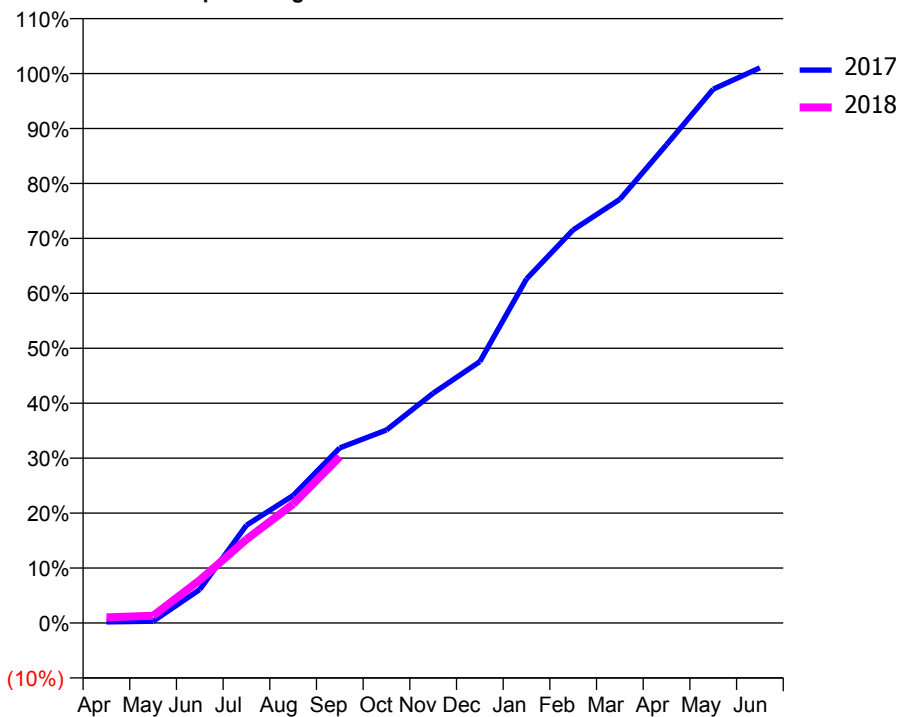
ACCESS*

Patients seen in 24 months	Total	Change since previous quarter
Quarter ending September 2016	1,362	
Quarter ending December 2016	1,351	→
Quarter ending March 2017	1,355	→
Quarter ending June 2017	1,338	↓
Quarter ending September 2017	1,311	↓
Variance since September 2016	(3.7%)	↓



ACTIVITY

Cumulative percentage of contracted UDA delivered 2017 & 2018



Month	Adjusted Scheduled Activity (UDA)	
	2017	2018
April	11	53
May	17	68
June	311	398
July	907	776
August	1,183	1,105
September	1,626	1,543
October	1,791	
November	2,133	
December	2,426	
January	3,193	
February	3,650	
March	3,933	
April	4,440	
May	4,955	
June	5,153	

QUALITY

	Quantity	Base Number	Contract	AT	Region	England
% of FP17s for the same patient ID Re-attending within 3 months - Children	21	297	7.1%	9.1%	11.4%	11.9%
% of FP17s for the same patient ID Re-attending within 3 months - Adults	165	800	20.6%	13.4%	15.7%	15.9%
% of FP17s for the same patient ID Re-attending between 3 & 9 months - Children	179	297	60.3%	61.7%	60.6%	58.1%
% of FP17s for the same patient ID Re-attending between 3 & 9 months - Adults	465	800	58.1%	52.3%	52.0%	50.6%
% of FP17s for Band 1 Urgent Courses	45	631	7.1%	8.1%	9.6%	9.1%
% of FP17s Relating to Free Repair or Replacements	2	631	0.3%	0.7%	0.7%	0.8%
% of FP17s Relating to Continuations	0	631	0.0%	1.0%	1.0%	1.1%
% of Patients satisfied with the dentistry they have received	7	7	N/A	92.1%	91.6%	91.4%
% of Patients satisfied with the time they had to wait for an appointment	5	7	N/A	88.2%	87.9%	87.7%

* This is based on patients treated on this contract for their most recent course of treatment. Figures in italics indicate the base number of FP17s or Patient Questionnaire responses are less than 100. N/A is shown where the base number of responses is less than 10 during the period. % is calculated as Quantity/Base number*100

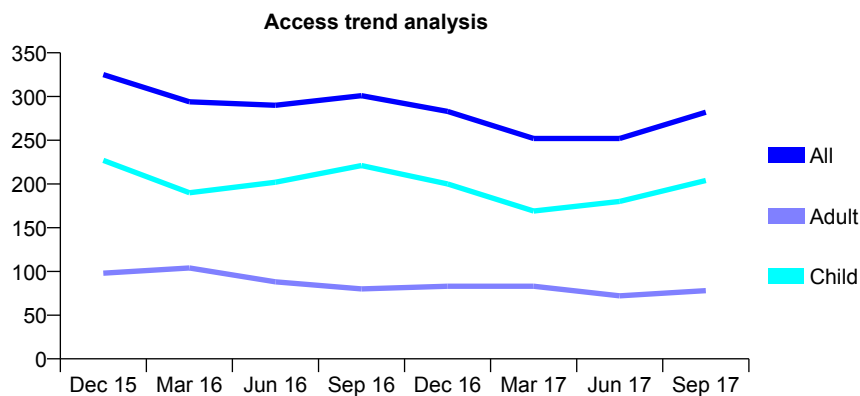
Q64 - Vital Signs At a Glance Contract Report for 156701/0001 - September 2017

Name or company name	Phoenix Orthodontics
Contract type name	GDS Contract
Purpose of contract	General and Orthodontic
Contract start date	01/06/2011
Contract end date	01/10/2018

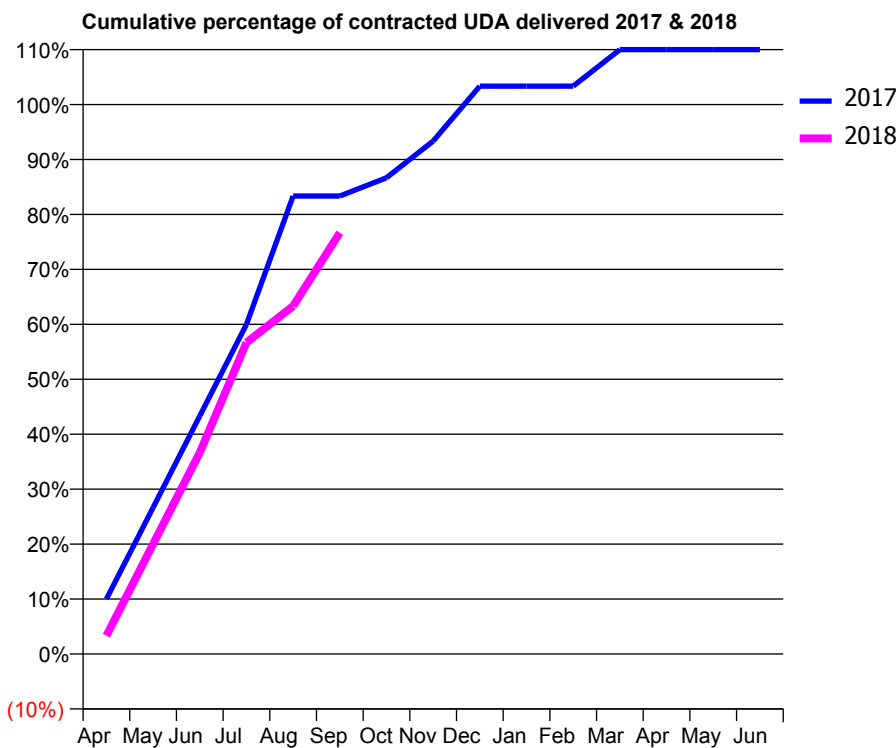
17/18 Contracted general activity (UDA)	30
Carry forward general activity (UDA)	-1
17/18 Contracted orthodontic activity (UOA)	8,063
Carry forward orthodontic activity (UOA)	15
Baseline contract value	£541,159.96

ACCESS*

Patients seen in 24 months	Total	Change since previous quarter
Quarter ending September 2016	301	
Quarter ending December 2016	283	↓
Quarter ending March 2017	252	↓
Quarter ending June 2017	252	→
Quarter ending September 2017	282	↑
Variance since September 2016	(6.3%)	↓



ACTIVITY



Month	Adjusted Scheduled Activity (UDA)	
	2017	2018
April	3	1
May	8	6
June	13	11
July	18	17
August	25	19
September	25	23
October	26	
November	28	
December	31	
January	31	
February	31	
March	33	
April	33	
May	33	
June	33	

QUALITY

	Quantity	Base Number	Contract	AT	Region	England
% of FP17s for the same patient ID Re-attending within 3 months - Children	2	492	0.4%	9.1%	11.4%	11.9%
% of FP17s for the same patient ID Re-attending within 3 months - Adults	0	61	0.0%	13.4%	15.7%	15.9%
% of FP17s for the same patient ID Re-attending between 3 & 9 months - Children	4	492	0.8%	61.7%	60.6%	58.1%
% of FP17s for the same patient ID Re-attending between 3 & 9 months - Adults	0	61	0.0%	52.3%	52.0%	50.6%
% of FP17s for Band 1 Urgent Courses	0	22	0.0%	8.1%	9.6%	9.1%
% of FP17s Relating to Free Repair or Replacements	0	22	0.0%	0.7%	0.7%	0.8%
% of FP17s Relating to Continuations	0	22	0.0%	1.0%	1.0%	1.1%
% of Patients satisfied with the dentistry they have received	0	0	N/A	92.1%	91.6%	91.4%
% of Patients satisfied with the time they had to wait for an appointment	0	0	N/A	88.2%	87.9%	87.7%

* This is based on patients treated on this contract for their most recent course of treatment. Figures in italics indicate the base number of FP17s or Patient Questionnaire responses are less than 100. N/A is shown where the base number of responses is less than 10 during the period. % is calculated as Quantity/Base number*100

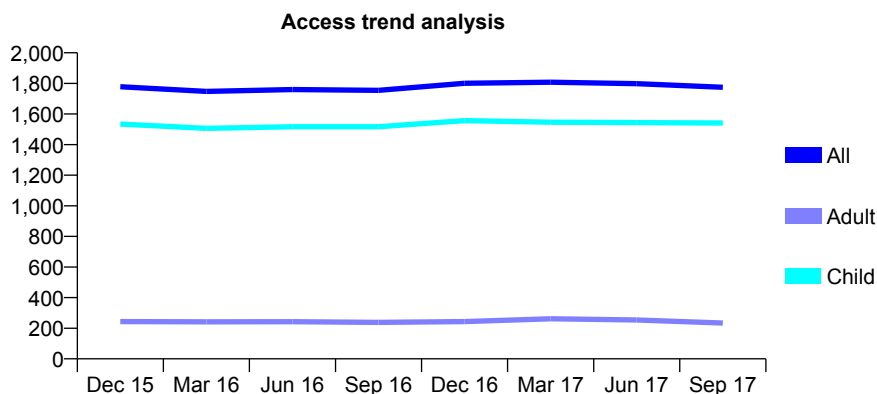
Q64 - Vital Signs At a Glance Contract Report for 157724/0001 - September 2017

Name or company name	MR AF WOOD
Contract type name	GDS Contract
Purpose of contract	General
Contract start date	23/12/2011
Contract end date	

17/18 Contracted general activity (UDA)	3,680
Carry forward general activity (UDA)	-17
17/18 Contracted orthodontic activity (UOA)	0
Carry forward orthodontic activity (UOA)	0
Baseline contract value	£85,926.95

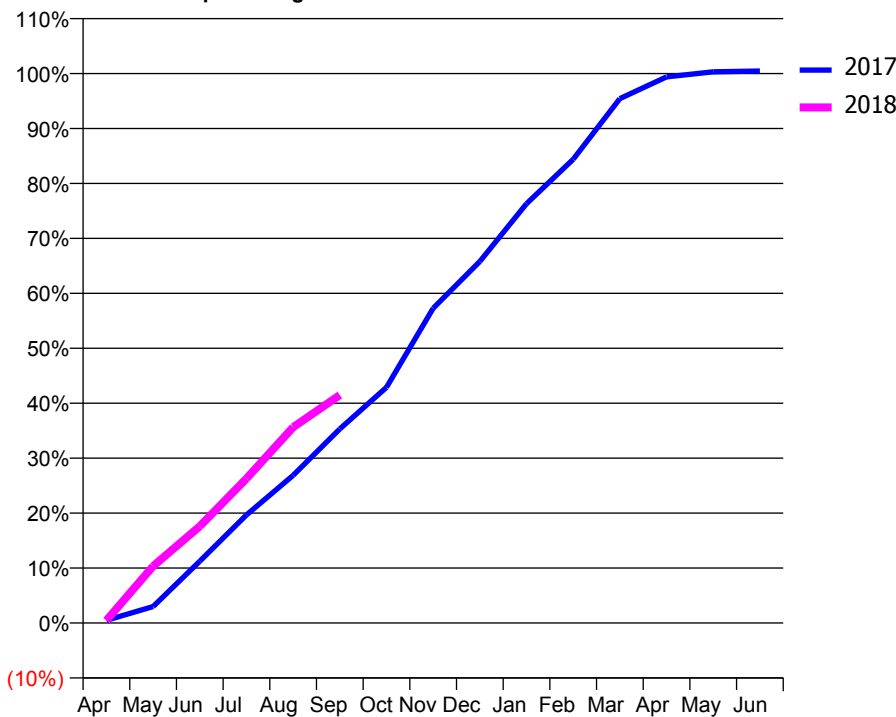
ACCESS*

Patients seen in 24 months	Total	Change since previous quarter
Quarter ending September 2016	1,755	
Quarter ending December 2016	1,801	↑
Quarter ending March 2017	1,808	→
Quarter ending June 2017	1,798	→
Quarter ending September 2017	1,775	↓
Variance since September 2016	1.1%	→



ACTIVITY

Cumulative percentage of contracted UDA delivered 2017 & 2018



Month	Adjusted Scheduled Activity (UDA)	
	2017	2018
April	18	17
May	110	381
June	414	648
July	724	968
August	989	1,312
September	1,300	1,527
October	1,578	
November	2,108	
December	2,422	
January	2,808	
February	3,106	
March	3,511	
April	3,657	
May	3,692	
June	3,697	

QUALITY

	Quantity	Base Number	Contract	AT	Region	England
% of FP17s for the same patient ID Re-attending within 3 months - Children	61	969	6.3%	9.1%	11.4%	11.9%
% of FP17s for the same patient ID Re-attending within 3 months - Adults	3	52	5.8%	13.4%	15.7%	15.9%
% of FP17s for the same patient ID Re-attending between 3 & 9 months - Children	524	969	54.1%	61.7%	60.6%	58.1%
% of FP17s for the same patient ID Re-attending between 3 & 9 months - Adults	36	52	69.2%	52.3%	52.0%	50.6%
% of FP17s for Band 1 Urgent Courses	35	918	3.8%	8.1%	9.6%	9.1%
% of FP17s Relating to Free Repair or Replacements	0	918	0.0%	0.7%	0.7%	0.8%
% of FP17s Relating to Continuations	0	918	0.0%	1.0%	1.0%	1.1%
% of Patients satisfied with the dentistry they have received	6	6	N/A	92.1%	91.6%	91.4%
% of Patients satisfied with the time they had to wait for an appointment	5	6	N/A	88.2%	87.9%	87.7%

* This is based on patients treated on this contract for their most recent course of treatment. Figures in italics indicate the base number of FP17s or Patient Questionnaire responses are less than 100. N/A is shown where the base number of responses is less than 10 during the period. % is calculated as Quantity/Base number*100

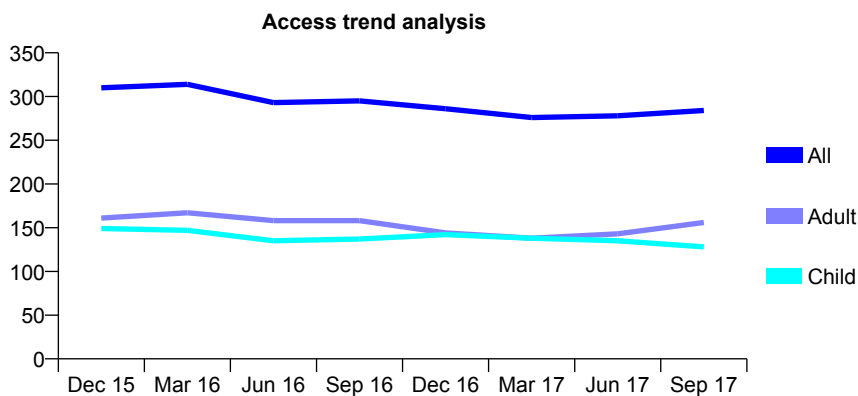
Q64 - Vital Signs At a Glance Contract Report for 158542/0001 - September 2017

Name or company name	Mr CS Lambert-Rose and Miss SL Watt
Contract type name	GDS Contract
Purpose of contract	General and Orthodontic
Contract start date	18/05/2012
Contract end date	

17/18 Contracted general activity (UDA)	680
Carry forward general activity (UDA)	0
17/18 Contracted orthodontic activity (UOA)	697
Carry forward orthodontic activity (UOA)	16
Baseline contract value	£84,175.62

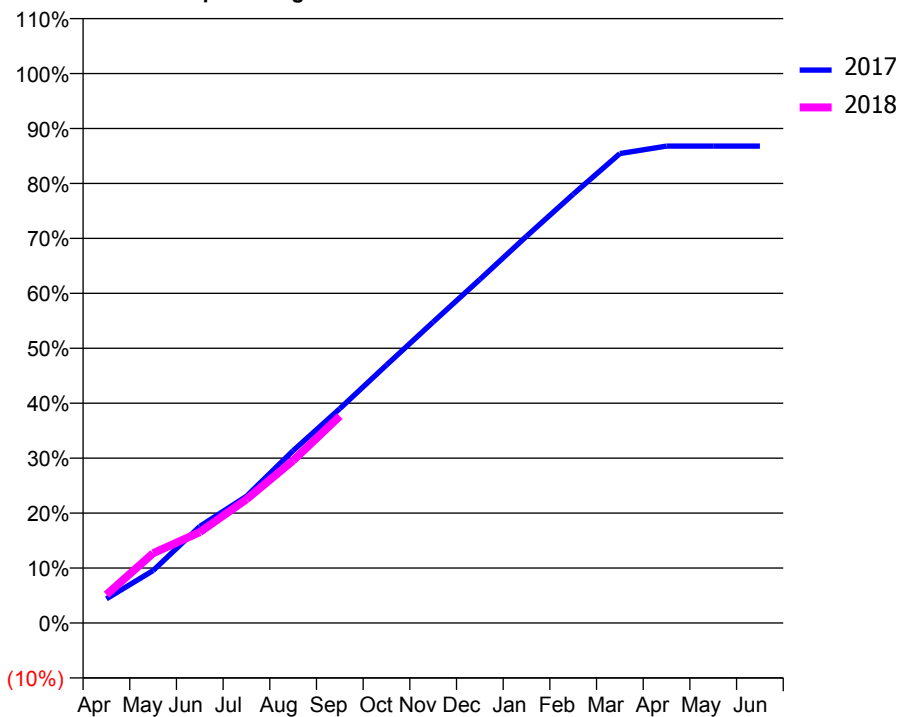
ACCESS*

Patients seen in 24 months	Total	Change since previous quarter
Quarter ending September 2016	295	
Quarter ending December 2016	286	↓
Quarter ending March 2017	276	↓
Quarter ending June 2017	278	→
Quarter ending September 2017	284	↑
Variance since September 2016	(3.7%)	↓



ACTIVITY

Cumulative percentage of contracted UDA delivered 2017 & 2018



Adjusted Scheduled Activity (UDA)		
Month	2017	2018
April	30	35
May	65	86
June	120	112
July	157	153
August	213	201
September	265	256
October	319	
November	373	
December	425	
January	479	
February	531	
March	581	
April	590	
May	590	
June	590	

QUALITY

	Quantity	Base Number	Contract	AT	Region	England
% of FP17s for the same patient ID Re-attending within 3 months - Children	8	149	5.4%	9.1%	11.4%	11.9%
% of FP17s for the same patient ID Re-attending within 3 months - Adults	5	80	6.3%	13.4%	15.7%	15.9%
% of FP17s for the same patient ID Re-attending between 3 & 9 months - Children	76	149	51.0%	61.7%	60.6%	58.1%
% of FP17s for the same patient ID Re-attending between 3 & 9 months - Adults	36	80	45.0%	52.3%	52.0%	50.6%
% of FP17s for Band 1 Urgent Courses	5	174	2.9%	8.1%	9.6%	9.1%
% of FP17s Relating to Free Repair or Replacements	0	174	0.0%	0.7%	0.7%	0.8%
% of FP17s Relating to Continuations	3	174	1.7%	1.0%	1.0%	1.1%
% of Patients satisfied with the dentistry they have received	0	0	N/A	92.1%	91.6%	91.4%
% of Patients satisfied with the time they had to wait for an appointment	0	0	N/A	88.2%	87.9%	87.7%

* This is based on patients treated on this contract for their most recent course of treatment. Figures in italics indicate the base number of FP17s or Patient Questionnaire responses are less than 100. N/A is shown where the base number of responses is less than 10 during the period. % is calculated as Quantity/Base number*100

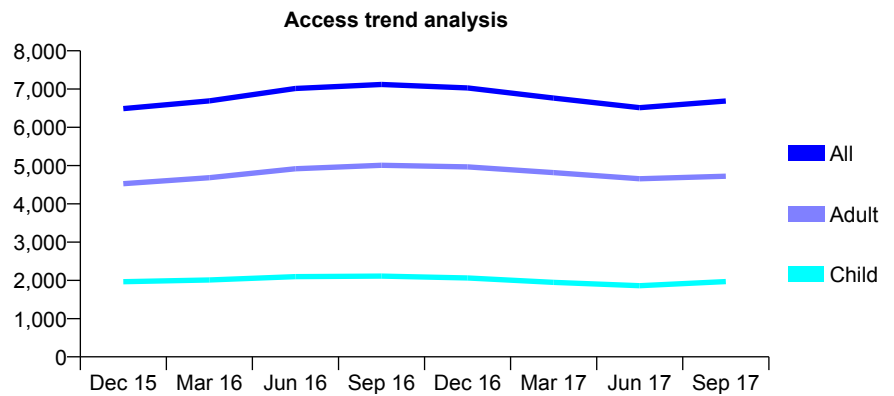
Q64 - Vital Signs At a Glance Contract Report for 160385/0001 - September 2017

Name or company name	Tidworth Dental Partnership
Contract type name	GDS Contract
Purpose of contract	General
Contract start date	03/11/2014
Contract end date	

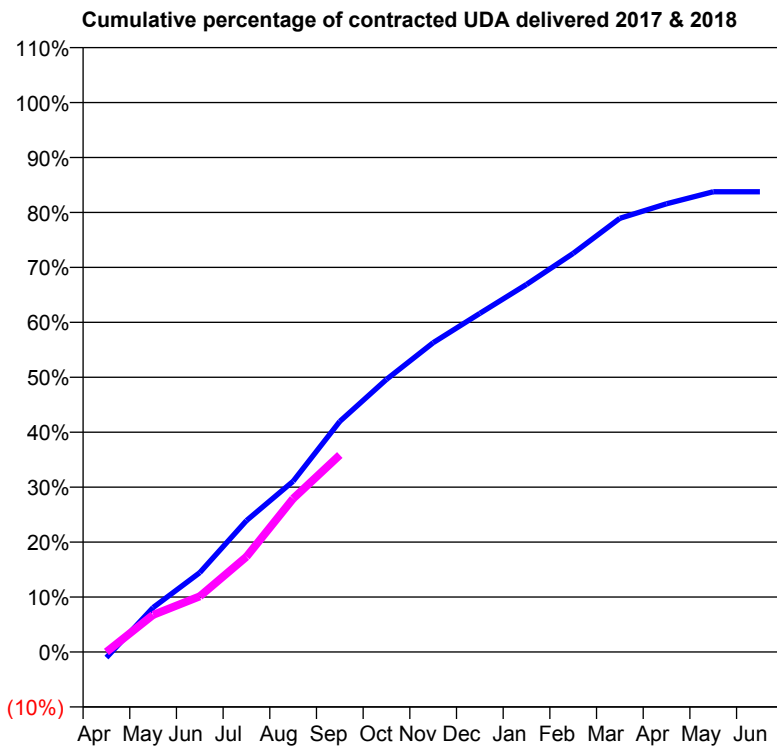
17/18 Contracted general activity (UDA)	19,081
Carry forward general activity (UDA)	0
17/18 Contracted orthodontic activity (UOA)	0
Carry forward orthodontic activity (UOA)	0
Baseline contract value	£450,278.09

ACCESS*

Patients seen in 24 months	Total	Change since previous quarter
Quarter ending September 2016	7,121	
Quarter ending December 2016	7,029	↓
Quarter ending March 2017	6,763	↓
Quarter ending June 2017	6,515	↓
Quarter ending September 2017	6,689	↑
Variance since September 2016	(6.1%)	↓



ACTIVITY



Month	Adjusted Scheduled Activity (UDA)	
	2017	2018
April	-198	0
May	1,542	1,292
June	2,758	1,934
July	4,564	3,309
August	5,931	5,327
September	8,010	6,842
October	9,465	
November	10,740	
December	11,759	
January	12,765	
February	13,842	
March	15,059	
April	15,567	
May	15,981	
June	15,981	

QUALITY

	Quantity	Base Number	Contract	AT	Region	England
% of FP17s for the same patient ID Re-attending within 3 months - Children	104	1,520	6.8%	9.1%	11.4%	11.9%
% of FP17s for the same patient ID Re-attending within 3 months - Adults	417	3,277	12.7%	13.4%	15.7%	15.9%
% of FP17s for the same patient ID Re-attending between 3 & 9 months - Children	720	1,520	47.4%	61.7%	60.6%	58.1%
% of FP17s for the same patient ID Re-attending between 3 & 9 months - Adults	1,454	3,277	44.4%	52.3%	52.0%	50.6%
% of FP17s for Band 1 Urgent Courses	293	4,252	6.9%	8.1%	9.6%	9.1%
% of FP17s Relating to Free Repair or Replacements	31	4,252	0.7%	0.7%	0.7%	0.8%
% of FP17s Relating to Continuations	64	4,252	1.5%	1.0%	1.0%	1.1%
% of Patients satisfied with the dentistry they have received	16	19	84.2%	92.1%	91.6%	91.4%
% of Patients satisfied with the time they had to wait for an appointment	15	19	78.9%	88.2%	87.9%	87.7%

* This is based on patients treated on this contract for their most recent course of treatment. Figures in italics indicate the base number of FP17s or Patient Questionnaire responses are less than 100. N/A is shown where the base number of responses is less than 10 during the period. % is calculated as Quantity/Base number*100

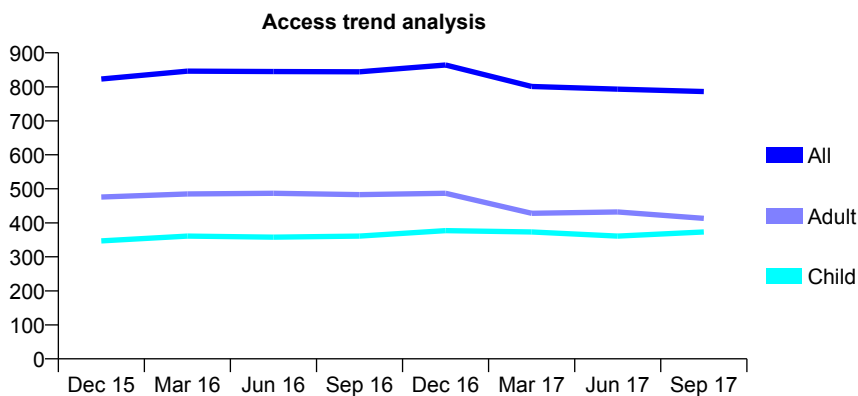
Q64 - Vital Signs At a Glance Contract Report for 160431/0001 - September 2017

Name or company name	Urchfont Dental Care
Contract type name	GDS Contract
Purpose of contract	General
Contract start date	17/02/2014
Contract end date	

17/18 Contracted general activity (UDA)	2,000
Carry forward general activity (UDA)	-40
17/18 Contracted orthodontic activity (UOA)	0
Carry forward orthodontic activity (UOA)	0
Baseline contract value	£46,224.09

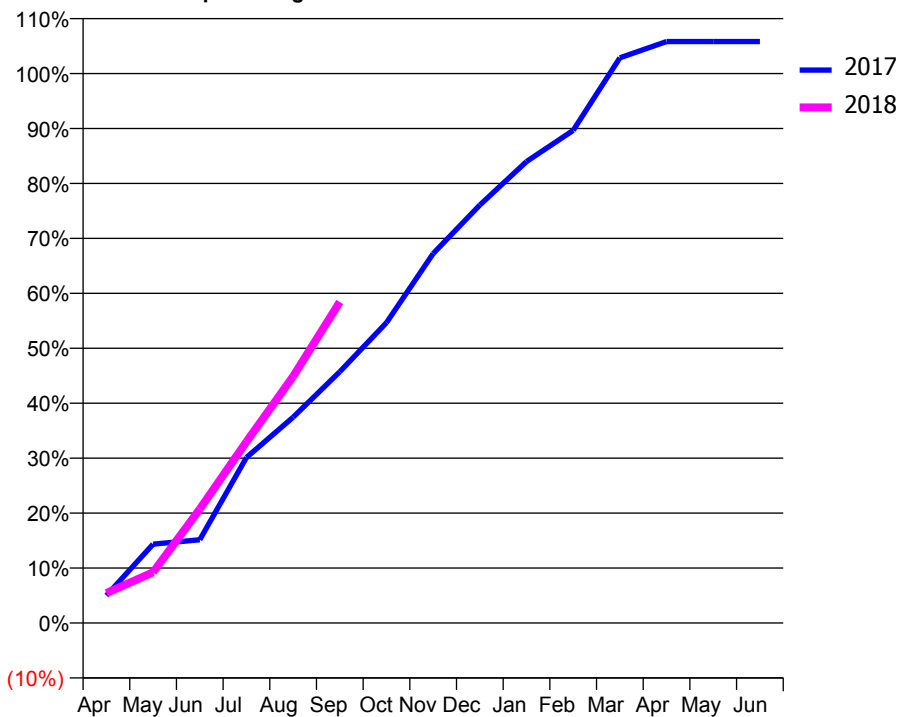
ACCESS*

Patients seen in 24 months	Total	Change since previous quarter
Quarter ending September 2016	844	
Quarter ending December 2016	864	↑
Quarter ending March 2017	801	↓
Quarter ending June 2017	793	→
Quarter ending September 2017	786	→
Variance since September 2016	(6.9%)	↓



ACTIVITY

Cumulative percentage of contracted UDA delivered 2017 & 2018



Month	Adjusted Scheduled Activity (UDA)	
	2017	2018
April	100	109
May	287	185
June	303	415
July	603	660
August	749	897
September	915	1,169
October	1,093	
November	1,345	
December	1,521	
January	1,679	
February	1,793	
March	2,057	
April	2,116	
May	2,116	
June	2,116	

QUALITY

	Quantity	Base Number	Contract	AT	Region	England
% of FP17s for the same patient ID Re-attending within 3 months - Children	36	347	10.4%	9.1%	11.4%	11.9%
% of FP17s for the same patient ID Re-attending within 3 months - Adults	62	292	21.2%	13.4%	15.7%	15.9%
% of FP17s for the same patient ID Re-attending between 3 & 9 months - Children	215	347	62.0%	61.7%	60.6%	58.1%
% of FP17s for the same patient ID Re-attending between 3 & 9 months - Adults	167	292	57.2%	52.3%	52.0%	50.6%
% of FP17s for Band 1 Urgent Courses	38	608	6.3%	8.1%	9.6%	9.1%
% of FP17s Relating to Free Repair or Replacements	4	608	0.7%	0.7%	0.7%	0.8%
% of FP17s Relating to Continuations	4	608	0.7%	1.0%	1.0%	1.1%
% of Patients satisfied with the dentistry they have received	1	1	N/A	92.1%	91.6%	91.4%
% of Patients satisfied with the time they had to wait for an appointment	1	1	N/A	88.2%	87.9%	87.7%

* This is based on patients treated on this contract for their most recent course of treatment. Figures in italics indicate the base number of FP17s or Patient Questionnaire responses are less than 100. N/A is shown where the base number of responses is less than 10 during the period. % is calculated as Quantity/Base number*100

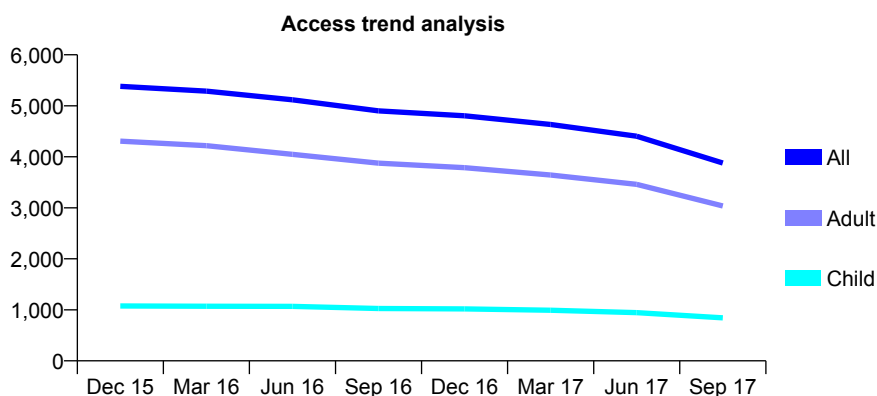
Q64 - Vital Signs At a Glance Contract Report for 160733/0001 - September 2017

Name or company name	Whitecross Dental Care Ltd
Contract type name	GDS Contract
Purpose of contract	General
Contract start date	01/10/2012
Contract end date	

17/18 Contracted general activity (UDA)	14,800
Carry forward general activity (UDA)	0
17/18 Contracted orthodontic activity (UOA)	0
Carry forward orthodontic activity (UOA)	0
Baseline contract value	£357,988.78

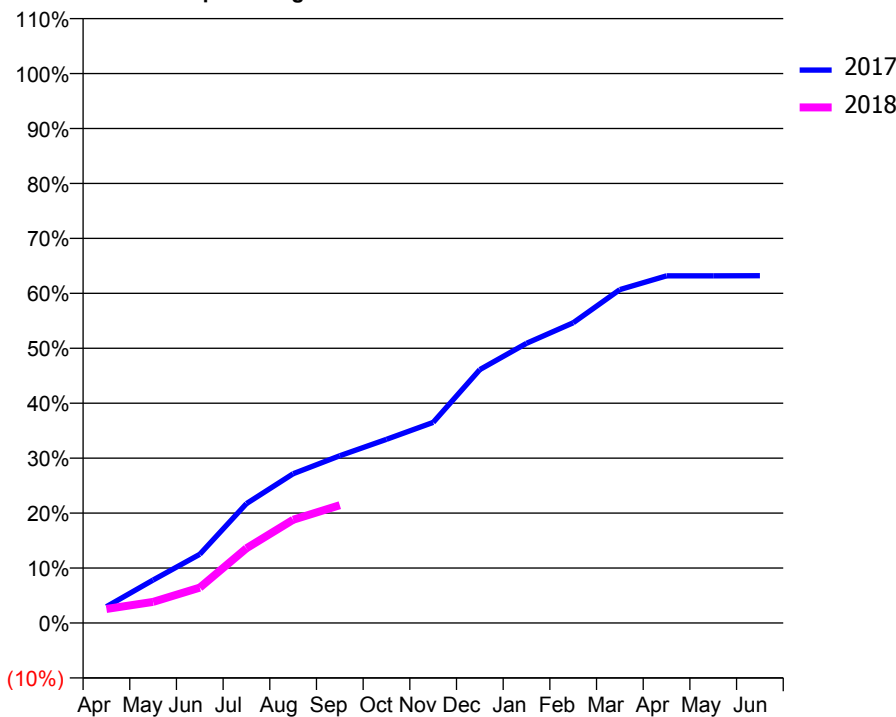
ACCESS*

Patients seen in 24 months	Total	Change since previous quarter
Quarter ending September 2016	4,901	
Quarter ending December 2016	4,805	↓
Quarter ending March 2017	4,635	↓
Quarter ending June 2017	4,403	↓
Quarter ending September 2017	3,878	↓
Variance since September 2016	(20.9%)	↓



ACTIVITY

Cumulative percentage of contracted UDA delivered 2017 & 2018



Adjusted Scheduled Activity (UDA)

Month	2017	2018
April	440	377
May	1,158	570
June	1,850	955
July	3,218	2,013
August	4,022	2,783
September	4,505	3,174
October	4,946	
November	5,403	
December	6,825	
January	7,534	
February	8,086	
March	8,982	
April	9,349	
May	9,352	
June	9,353	

QUALITY

	Quantity	Base Number	Contract	AT	Region	England
% of FP17s for the same patient ID Re-attending within 3 months - Children	18	402	4.5%	9.1%	11.4%	11.9%
% of FP17s for the same patient ID Re-attending within 3 months - Adults	169	1,432	11.8%	13.4%	15.7%	15.9%
% of FP17s for the same patient ID Re-attending between 3 & 9 months - Children	232	402	57.7%	61.7%	60.6%	58.1%
% of FP17s for the same patient ID Re-attending between 3 & 9 months - Adults	727	1,432	50.8%	52.3%	52.0%	50.6%
% of FP17s for Band 1 Urgent Courses	89	1,628	5.5%	8.1%	9.6%	9.1%
% of FP17s Relating to Free Repair or Replacements	9	1,628	0.6%	0.7%	0.7%	0.8%
% of FP17s Relating to Continuations	37	1,628	2.3%	1.0%	1.0%	1.1%
% of Patients satisfied with the dentistry they have received	4	6	N/A	92.1%	91.6%	91.4%
% of Patients satisfied with the time they had to wait for an appointment	5	6	N/A	88.2%	87.9%	87.7%

* This is based on patients treated on this contract for their most recent course of treatment. Figures in italics indicate the base number of FP17s or Patient Questionnaire responses are less than 100. N/A is shown where the base number of responses is less than 10 during the period. % is calculated as Quantity/Base number*100

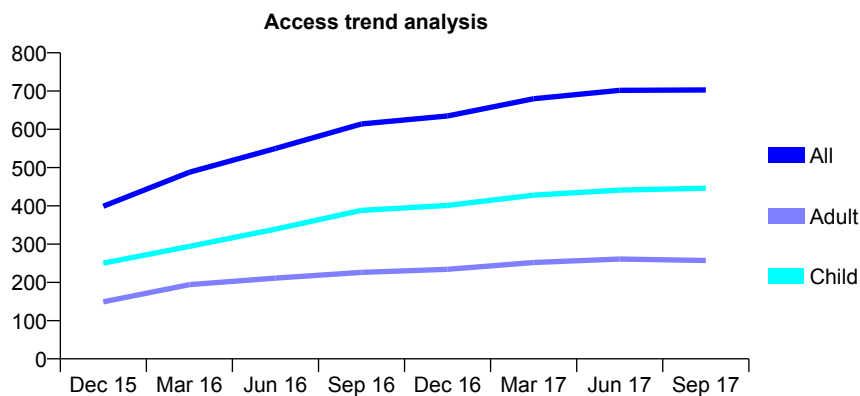
Q64 - Vital Signs At a Glance Contract Report for 162264/0001 - September 2017

Name or company name	Sarum Dental Centre
Contract type name	GDS Contract
Purpose of contract	General
Contract start date	01/07/2015
Contract end date	

17/18 Contracted general activity (UDA)	1,699
Carry forward general activity (UDA)	-34
17/18 Contracted orthodontic activity (UOA)	0
Carry forward orthodontic activity (UOA)	0
Baseline contract value	£46,016.11

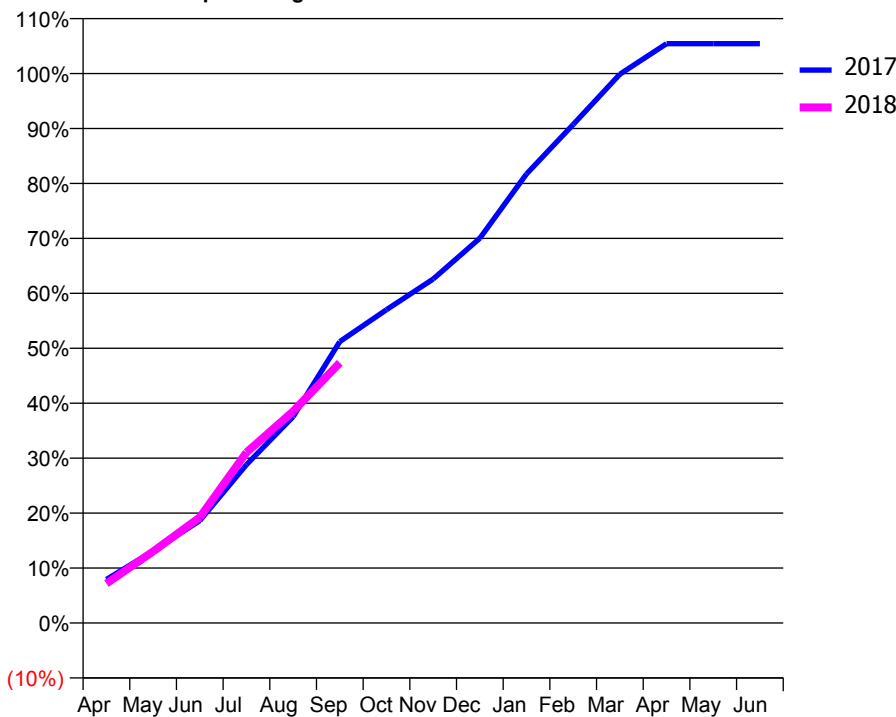
ACCESS*

Patients seen in 24 months	Total	Change since previous quarter
Quarter ending September 2016	614	
Quarter ending December 2016	635	↑
Quarter ending March 2017	680	↑
Quarter ending June 2017	702	↑
Quarter ending September 2017	703	→
Variance since September 2016	14.5%	↑



ACTIVITY

Cumulative percentage of contracted UDA delivered 2017 & 2018



Adjusted Scheduled Activity (UDA)

Month	2017	2018
April	135	122
May	223	221
June	316	327
July	490	528
August	638	655
September	870	804
October	969	
November	1,064	
December	1,190	
January	1,388	
February	1,541	
March	1,697	
April	1,791	
May	1,791	
June	1,791	

QUALITY

	Quantity	Base Number	Contract	AT	Region	England
% of FP17s for the same patient ID Re-attending within 3 months - Children	37	375	9.9%	9.1%	11.4%	11.9%
% of FP17s for the same patient ID Re-attending within 3 months - Adults	21	160	13.1%	13.4%	15.7%	15.9%
% of FP17s for the same patient ID Re-attending between 3 & 9 months - Children	238	375	63.5%	61.7%	60.6%	58.1%
% of FP17s for the same patient ID Re-attending between 3 & 9 months - Adults	98	160	61.3%	52.3%	52.0%	50.6%
% of FP17s for Band 1 Urgent Courses	22	491	4.5%	8.1%	9.6%	9.1%
% of FP17s Relating to Free Repair or Replacements	0	491	0.0%	0.7%	0.7%	0.8%
% of FP17s Relating to Continuations	2	491	0.4%	1.0%	1.0%	1.1%
% of Patients satisfied with the dentistry they have received	4	4	N/A	92.1%	91.6%	91.4%
% of Patients satisfied with the time they had to wait for an appointment	3	4	N/A	88.2%	87.9%	87.7%

* This is based on patients treated on this contract for their most recent course of treatment. Figures in italics indicate the base number of FP17s or Patient Questionnaire responses are less than 100. N/A is shown where the base number of responses is less than 10 during the period. % is calculated as Quantity/Base number*100

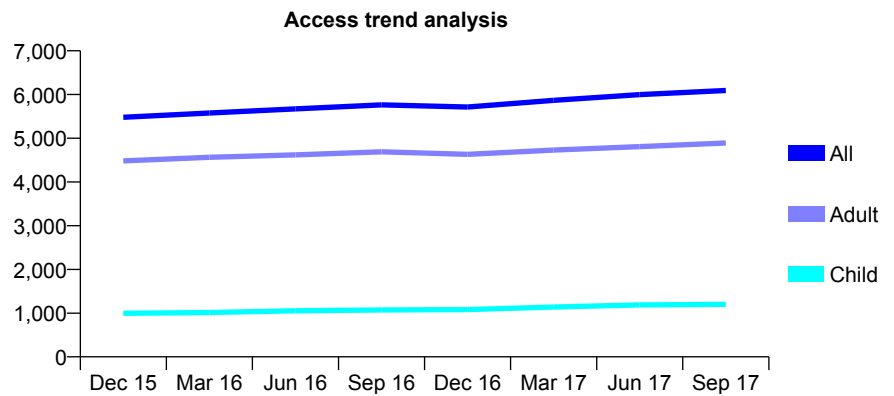
Q64 - Vital Signs At a Glance Contract Report for 165425/0001 - September 2017

Name or company name	Messenger Dental Practice
Contract type name	GDS Contract
Purpose of contract	General
Contract start date	01/12/2010
Contract end date	

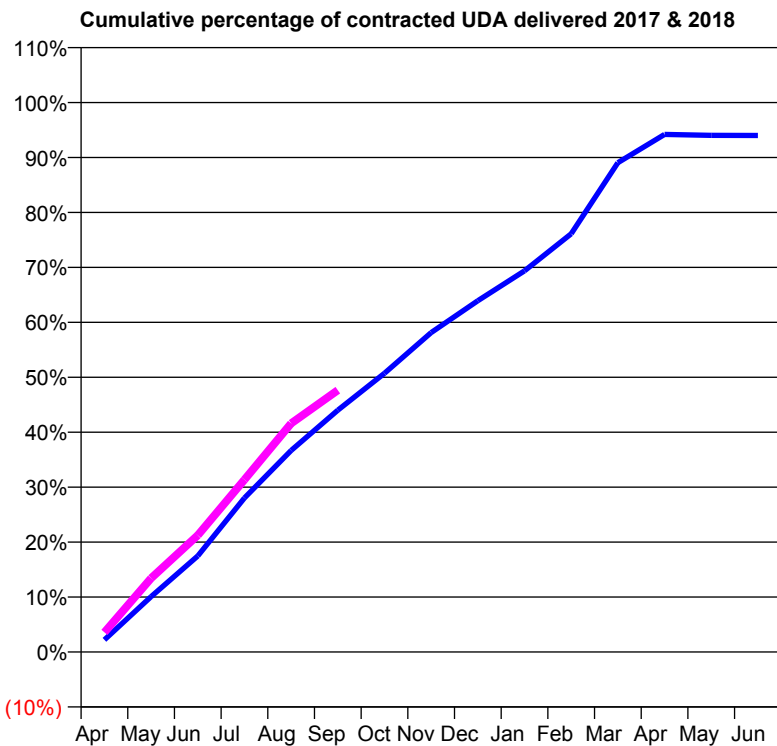
17/18 Contracted general activity (UDA)	16,034
Carry forward general activity (UDA)	0
17/18 Contracted orthodontic activity (UOA)	0
Carry forward orthodontic activity (UOA)	0
Baseline contract value	£446,895.78

ACCESS*

Patients seen in 24 months	Total	Change since previous quarter
Quarter ending September 2016	5,762	
Quarter ending December 2016	5,714	→
Quarter ending March 2017	5,867	↑
Quarter ending June 2017	5,997	↑
Quarter ending September 2017	6,092	→
Variance since September 2016	5.7%	↑



ACTIVITY



Month	Adjusted Scheduled Activity (UDA)	
	2017	2018
April	356	574
May	1,618	2,155
June	2,803	3,406
July	4,494	5,030
August	5,882	6,671
September	7,058	7,641
October	8,135	
November	9,321	
December	10,250	
January	11,123	
February	12,206	
March	14,276	
April	15,101	
May	15,074	
June	15,071	

QUALITY

	Quantity	Base Number	Contract	AT	Region	England
% of FP17s for the same patient ID Re-attending within 3 months - Children	90	945	9.5%	9.1%	11.4%	11.9%
% of FP17s for the same patient ID Re-attending within 3 months - Adults	406	3,133	13.0%	13.4%	15.7%	15.9%
% of FP17s for the same patient ID Re-attending between 3 & 9 months - Children	573	945	60.6%	61.7%	60.6%	58.1%
% of FP17s for the same patient ID Re-attending between 3 & 9 months - Adults	1,198	3,133	38.2%	52.3%	52.0%	50.6%
% of FP17s for Band 1 Urgent Courses	235	3,734	6.3%	8.1%	9.6%	9.1%
% of FP17s Relating to Free Repair or Replacements	22	3,734	0.6%	0.7%	0.7%	0.8%
% of FP17s Relating to Continuations	28	3,734	0.7%	1.0%	1.0%	1.1%
% of Patients satisfied with the dentistry they have received	24	27	88.9%	92.1%	91.6%	91.4%
% of Patients satisfied with the time they had to wait for an appointment	25	27	92.6%	88.2%	87.9%	87.7%

* This is based on patients treated on this contract for their most recent course of treatment. Figures in italics indicate the base number of FP17s or Patient Questionnaire responses are less than 100. N/A is shown where the base number of responses is less than 10 during the period. % is calculated as Quantity/Base number*100

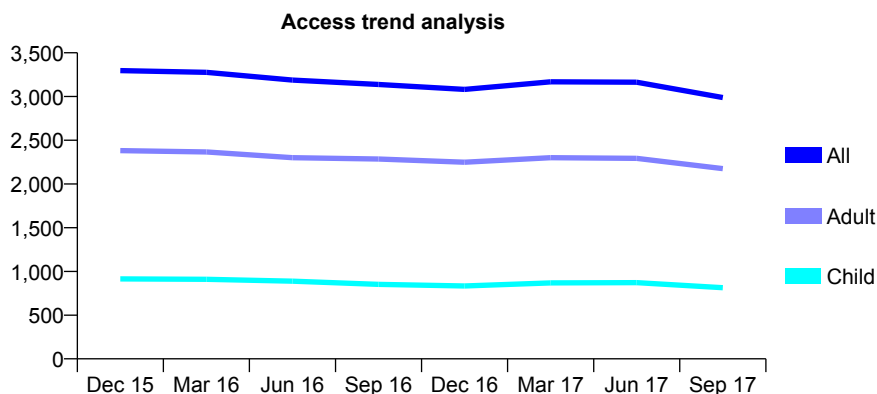
Q64 - Vital Signs At a Glance Contract Report for 167061/0001 - September 2017

Name or company name	Dentalcare Limited
Contract type name	GDS Contract
Purpose of contract	General
Contract start date	01/08/2009
Contract end date	

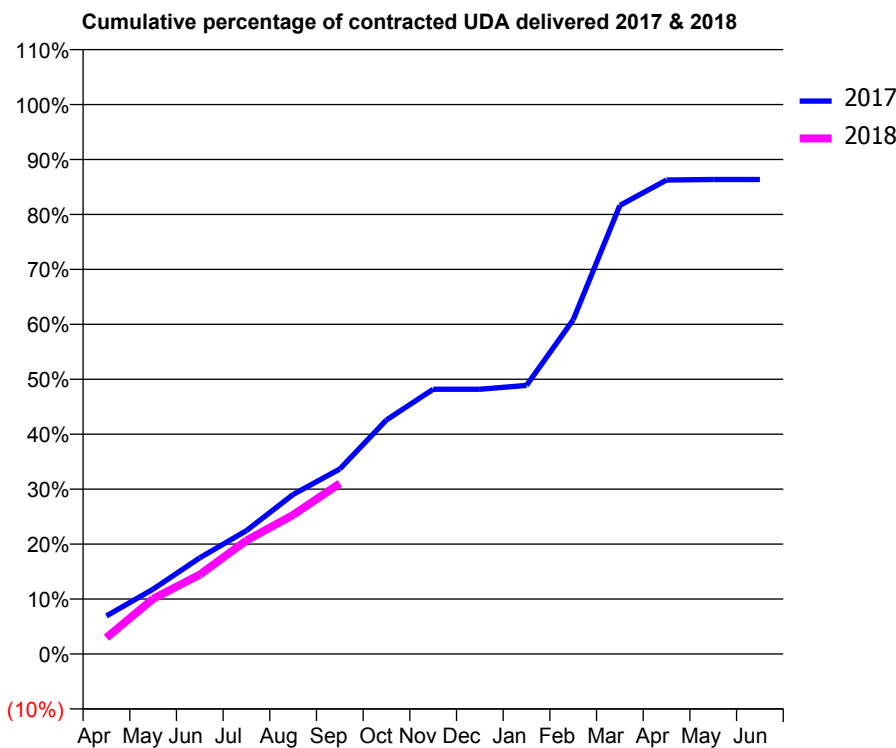
17/18 Contracted general activity (UDA)	9,000
Carry forward general activity (UDA)	0
17/18 Contracted orthodontic activity (UOA)	0
Carry forward orthodontic activity (UOA)	0
Baseline contract value	£234,689.33

ACCESS*

Patients seen in 24 months	Total	Change since previous quarter
Quarter ending September 2016	3,138	
Quarter ending December 2016	3,082	↓
Quarter ending March 2017	3,168	↑
Quarter ending June 2017	3,164	→
Quarter ending September 2017	2,988	↓
Variance since September 2016	(4.8%)	↓



ACTIVITY



Month	Adjusted Scheduled Activity (UDA)	
	2017	2018
April	624	268
May	1,063	905
June	1,577	1,300
July	2,022	1,860
August	2,614	2,279
September	3,030	2,795
October	3,835	
November	4,337	
December	4,337	
January	4,400	
February	5,474	
March	7,348	
April	7,764	
May	7,772	
June	7,773	

QUALITY

	Quantity	Base Number	Contract	AT	Region	England
% of FP17s for the same patient ID Re-attending within 3 months - Children	43	508	8.5%	9.1%	11.4%	11.9%
% of FP17s for the same patient ID Re-attending within 3 months - Adults	225	1,314	17.1%	13.4%	15.7%	15.9%
% of FP17s for the same patient ID Re-attending between 3 & 9 months - Children	332	508	65.4%	61.7%	60.6%	58.1%
% of FP17s for the same patient ID Re-attending between 3 & 9 months - Adults	756	1,314	57.5%	52.3%	52.0%	50.6%
% of FP17s for Band 1 Urgent Courses	202	1,604	12.6%	8.1%	9.6%	9.1%
% of FP17s Relating to Free Repair or Replacements	13	1,604	0.8%	0.7%	0.7%	0.8%
% of FP17s Relating to Continuations	2	1,604	0.1%	1.0%	1.0%	1.1%
% of Patients satisfied with the dentistry they have received	4	5	N/A	92.1%	91.6%	91.4%
% of Patients satisfied with the time they had to wait for an appointment	4	5	N/A	88.2%	87.9%	87.7%

* This is based on patients treated on this contract for their most recent course of treatment. Figures in italics indicate the base number of FP17s or Patient Questionnaire responses are less than 100. N/A is shown where the base number of responses is less than 10 during the period. % is calculated as Quantity/Base number*100

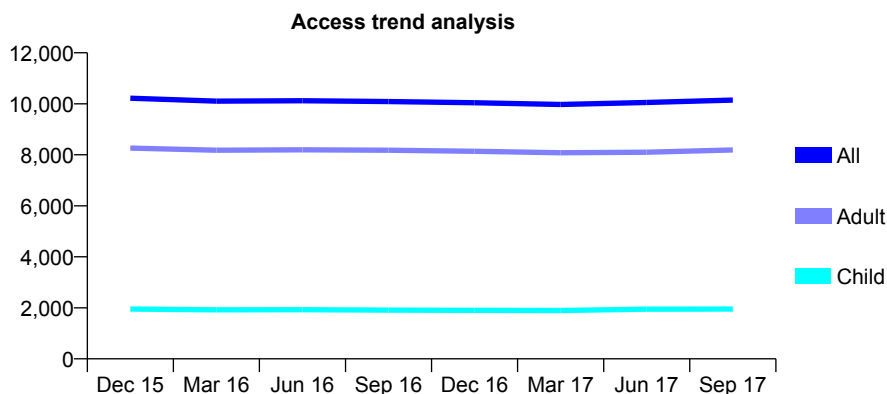
Q64 - Vital Signs At a Glance Contract Report for 168092/0001 - September 2017

Name or company name	Archway Dental Limited
Contract type name	GDS Contract
Purpose of contract	General
Contract start date	02/08/2010
Contract end date	

17/18 Contracted general activity (UDA)	24,200
Carry forward general activity (UDA)	429
17/18 Contracted orthodontic activity (UOA)	0
Carry forward orthodontic activity (UOA)	0
Baseline contract value	£546,336.05

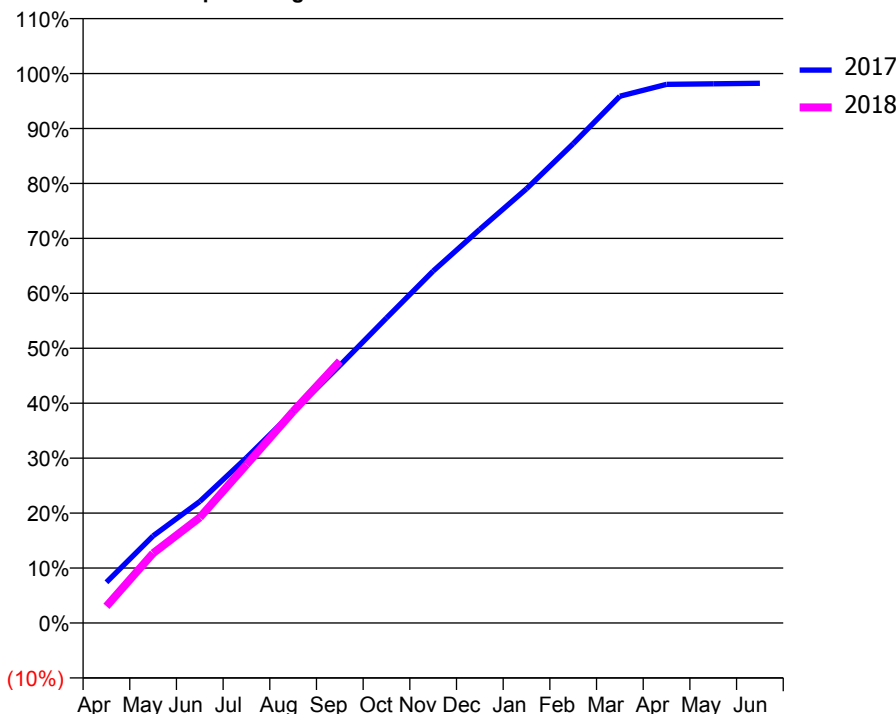
ACCESS*

Patients seen in 24 months	Total	Change since previous quarter
Quarter ending September 2016	10,089	
Quarter ending December 2016	10,040	→
Quarter ending March 2017	9,975	→
Quarter ending June 2017	10,054	→
Quarter ending September 2017	10,145	→
Variance since September 2016	0.6%	→



ACTIVITY

Cumulative percentage of contracted UDA delivered 2017 & 2018



Month	Adjusted Scheduled Activity (UDA)	
	2017	2018
April	1,793	736
May	3,835	3,074
June	5,353	4,649
July	7,282	6,976
August	9,303	9,319
September	11,341	11,531
October	13,433	
November	15,498	
December	17,338	
January	19,123	
February	21,109	
March	23,199	
April	23,724	
May	23,747	
June	23,771	

QUALITY

	Quantity	Base Number	Contract	AT	Region	England
% of FP17s for the same patient ID Re-attending within 3 months - Children	117	1,789	6.5%	9.1%	11.4%	11.9%
% of FP17s for the same patient ID Re-attending within 3 months - Adults	796	6,675	11.9%	13.4%	15.7%	15.9%
% of FP17s for the same patient ID Re-attending between 3 & 9 months - Children	1,274	1,789	71.2%	61.7%	60.6%	58.1%
% of FP17s for the same patient ID Re-attending between 3 & 9 months - Adults	3,988	6,675	59.7%	52.3%	52.0%	50.6%
% of FP17s for Band 1 Urgent Courses	420	7,682	5.5%	8.1%	9.6%	9.1%
% of FP17s Relating to Free Repair or Replacements	105	7,682	1.4%	0.7%	0.7%	0.8%
% of FP17s Relating to Continuations	83	7,682	1.1%	1.0%	1.0%	1.1%
% of Patients satisfied with the dentistry they have received	23	23	100.0%	92.1%	91.6%	91.4%
% of Patients satisfied with the time they had to wait for an appointment	15	23	65.2%	88.2%	87.9%	87.7%

* This is based on patients treated on this contract for their most recent course of treatment. Figures in italics indicate the base number of FP17s or Patient Questionnaire responses are less than 100. N/A is shown where the base number of responses is less than 10 during the period. % is calculated as Quantity/Base number*100

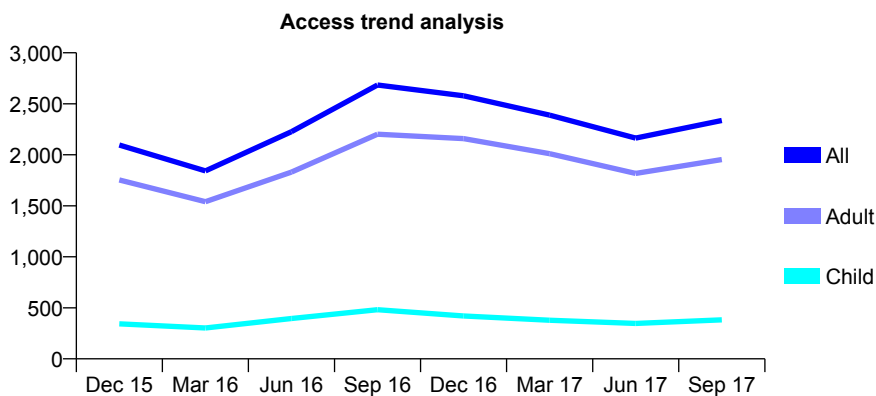
Q64 - Vital Signs At a Glance Contract Report for 168874/0001 - September 2017

Name or company name	Mr Jiten Doshi
Contract type name	GDS Contract
Purpose of contract	General
Contract start date	01/05/2013
Contract end date	

17/18 Contracted general activity (UDA)	8,940
Carry forward general activity (UDA)	0
17/18 Contracted orthodontic activity (UOA)	0
Carry forward orthodontic activity (UOA)	0
Baseline contract value	£188,638.24

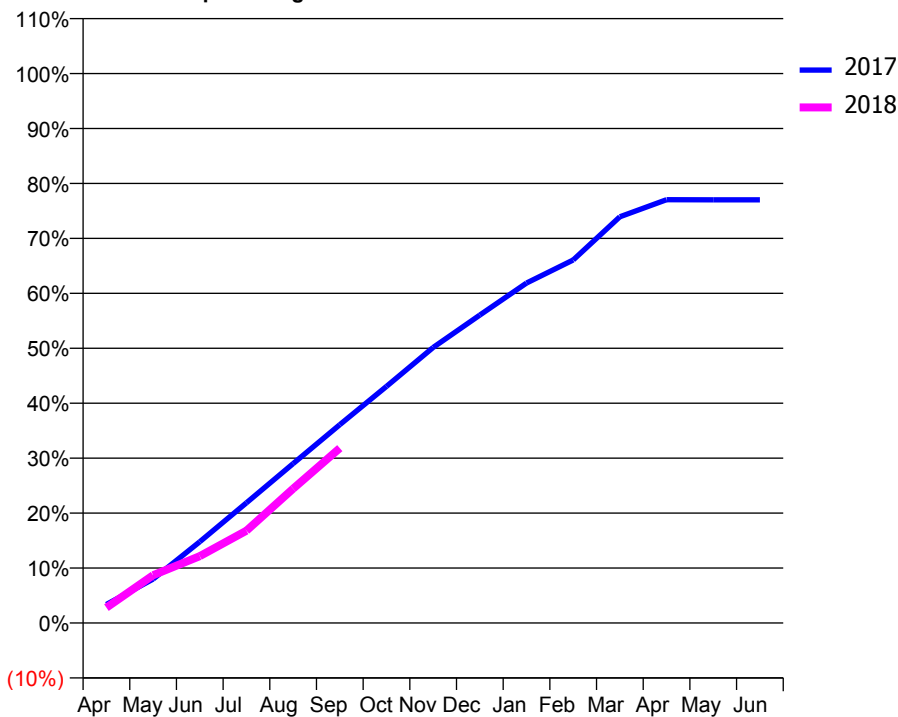
ACCESS*

Patients seen in 24 months	Total	Change since previous quarter
Quarter ending September 2016	2,684	
Quarter ending December 2016	2,579	↓
Quarter ending March 2017	2,389	↓
Quarter ending June 2017	2,164	↓
Quarter ending September 2017	2,337	↑
Variance since September 2016	(12.9%)	↓



ACTIVITY

Cumulative percentage of contracted UDA delivered 2017 & 2018



Month	Adjusted Scheduled Activity (UDA)	
	2017	2018
April	303	251
May	715	777
June	1,321	1,089
July	1,956	1,503
August	2,593	2,185
September	3,228	2,844
October	3,849	
November	4,482	
December	5,010	
January	5,530	
February	5,905	
March	6,609	
April	6,887	
May	6,885	
June	6,886	

QUALITY

	Quantity	Base Number	Contract	AT	Region	England
% of FP17s for the same patient ID Re-attending within 3 months - Children	13	301	4.3%	9.1%	11.4%	11.9%
% of FP17s for the same patient ID Re-attending within 3 months - Adults	123	1,453	8.5%	13.4%	15.7%	15.9%
% of FP17s for the same patient ID Re-attending between 3 & 9 months - Children	85	301	28.2%	61.7%	60.6%	58.1%
% of FP17s for the same patient ID Re-attending between 3 & 9 months - Adults	410	1,453	28.2%	52.3%	52.0%	50.6%
% of FP17s for Band 1 Urgent Courses	217	1,609	13.5%	8.1%	9.6%	9.1%
% of FP17s Relating to Free Repair or Replacements	9	1,609	0.6%	0.7%	0.7%	0.8%
% of FP17s Relating to Continuations	0	1,609	0.0%	1.0%	1.0%	1.1%
% of Patients satisfied with the dentistry they have received	7	7	N/A	92.1%	91.6%	91.4%
% of Patients satisfied with the time they had to wait for an appointment	6	7	N/A	88.2%	87.9%	87.7%

* This is based on patients treated on this contract for their most recent course of treatment. Figures in italics indicate the base number of FP17s or Patient Questionnaire responses are less than 100. N/A is shown where the base number of responses is less than 10 during the period. % is calculated as Quantity/Base number*100

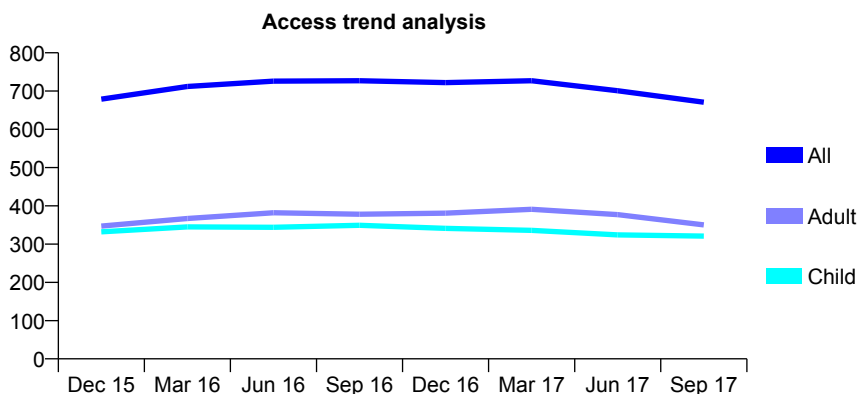
Q64 - Vital Signs At a Glance Contract Report for 168882/0001 - September 2017

Name or company name	Mr N Parson & Mr A Godara
Contract type name	GDS Contract
Purpose of contract	General
Contract start date	01/08/2012
Contract end date	

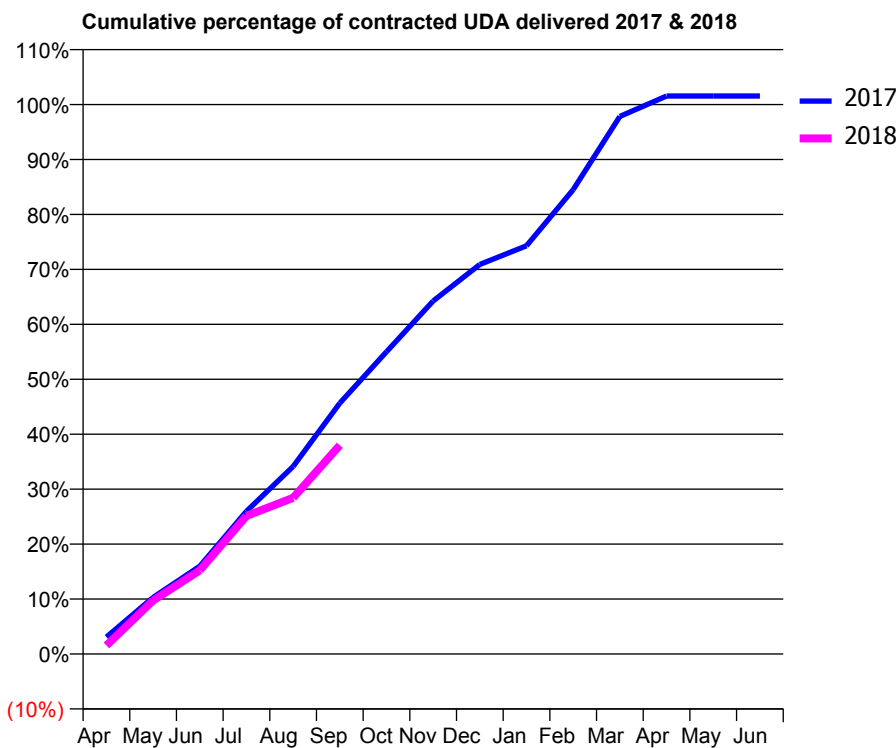
17/18 Contracted general activity (UDA)	2,100
Carry forward general activity (UDA)	-33
17/18 Contracted orthodontic activity (UOA)	0
Carry forward orthodontic activity (UOA)	0
Baseline contract value	£52,775.77

ACCESS*

Patients seen in 24 months	Total	Change since previous quarter
Quarter ending September 2016	727	
Quarter ending December 2016	722	→
Quarter ending March 2017	727	→
Quarter ending June 2017	701	↓
Quarter ending September 2017	671	↓
Variance since September 2016	(7.7%)	↓



ACTIVITY



Adjusted Scheduled Activity (UDA)		
Month	2017	2018
April	65	33
May	216	204
June	335	320
July	545	528
August	717	597
September	959	798
October	1,155	
November	1,349	
December	1,489	
January	1,560	
February	1,775	
March	2,054	
April	2,133	
May	2,133	
June	2,133	

QUALITY

	Quantity	Base Number	Contract	AT	Region	England
% of FP17s for the same patient ID Re-attending within 3 months - Children	10	231	4.3%	9.1%	11.4%	11.9%
% of FP17s for the same patient ID Re-attending within 3 months - Adults	16	205	7.8%	13.4%	15.7%	15.9%
% of FP17s for the same patient ID Re-attending between 3 & 9 months - Children	157	231	68.0%	61.7%	60.6%	58.1%
% of FP17s for the same patient ID Re-attending between 3 & 9 months - Adults	133	205	64.9%	52.3%	52.0%	50.6%
% of FP17s for Band 1 Urgent Courses	10	401	2.5%	8.1%	9.6%	9.1%
% of FP17s Relating to Free Repair or Replacements	0	401	0.0%	0.7%	0.7%	0.8%
% of FP17s Relating to Continuations	2	401	0.5%	1.0%	1.0%	1.1%
% of Patients satisfied with the dentistry they have received	4	4	N/A	92.1%	91.6%	91.4%
% of Patients satisfied with the time they had to wait for an appointment	3	4	N/A	88.2%	87.9%	87.7%

* This is based on patients treated on this contract for their most recent course of treatment. Figures in italics indicate the base number of FP17s or Patient Questionnaire responses are less than 100. N/A is shown where the base number of responses is less than 10 during the period. % is calculated as Quantity/Base number*100

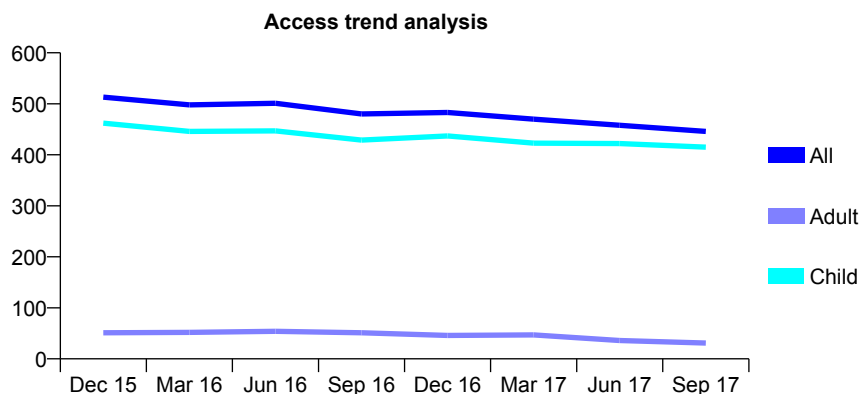
Q64 - Vital Signs At a Glance Contract Report for 168920/0001 - September 2017

Name or company name	Katherine Price
Contract type name	GDS Contract
Purpose of contract	General
Contract start date	01/03/2013
Contract end date	

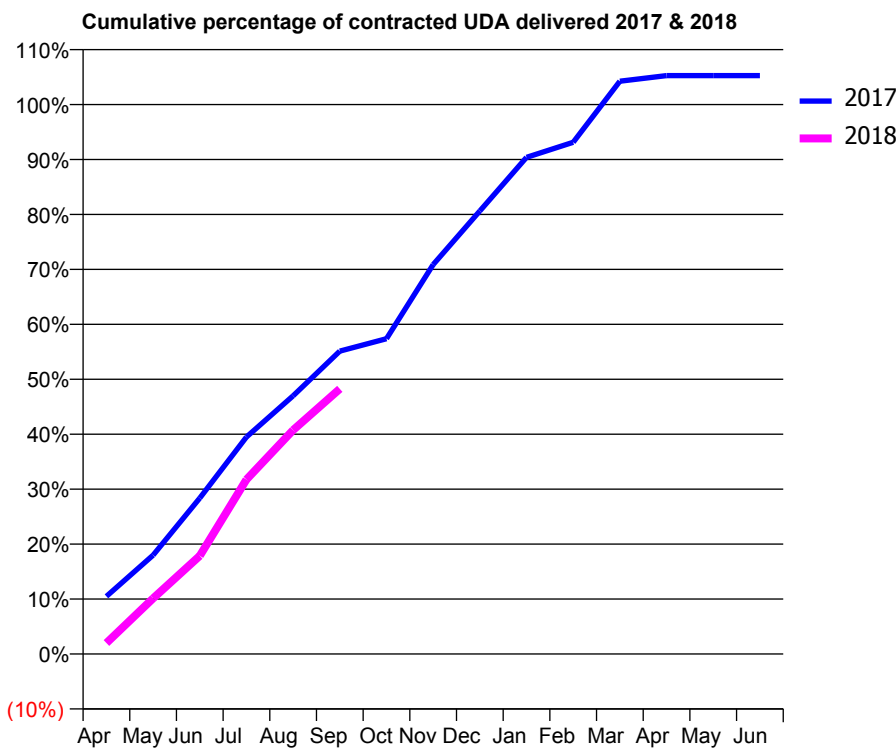
17/18 Contracted general activity (UDA)	800
Carry forward general activity (UDA)	-16
17/18 Contracted orthodontic activity (UOA)	0
Carry forward orthodontic activity (UOA)	0
Baseline contract value	£17,029.94

ACCESS*

Patients seen in 24 months	Total	Change since previous quarter
Quarter ending September 2016	480	
Quarter ending December 2016	483	→
Quarter ending March 2017	470	↓
Quarter ending June 2017	458	↓
Quarter ending September 2017	446	↓
Variance since September 2016	(7.1%)	↓



ACTIVITY



Month	Adjusted Scheduled Activity (UDA)	
	2017	2018
April	84	16
May	144	81
June	227	143
July	316	254
August	376	326
September	441	386
October	459	
November	567	
December	645	
January	723	
February	745	
March	834	
April	842	
May	842	
June	842	

QUALITY

	Quantity	Base Number	Contract	AT	Region	England
% of FP17s for the same patient ID Re-attending within 3 months - Children	29	301	9.6%	9.1%	11.4%	11.9%
% of FP17s for the same patient ID Re-attending within 3 months - Adults	0	0	N/A	13.4%	15.7%	15.9%
% of FP17s for the same patient ID Re-attending between 3 & 9 months - Children	176	301	58.5%	61.7%	60.6%	58.1%
% of FP17s for the same patient ID Re-attending between 3 & 9 months - Adults	0	0	N/A	52.3%	52.0%	50.6%
% of FP17s for Band 1 Urgent Courses	0	296	0.0%	8.1%	9.6%	9.1%
% of FP17s Relating to Free Repair or Replacements	0	296	0.0%	0.7%	0.7%	0.8%
% of FP17s Relating to Continuations	0	296	0.0%	1.0%	1.0%	1.1%
% of Patients satisfied with the dentistry they have received	1	1	N/A	92.1%	91.6%	91.4%
% of Patients satisfied with the time they had to wait for an appointment	1	1	N/A	88.2%	87.9%	87.7%

* This is based on patients treated on this contract for their most recent course of treatment. Figures in italics indicate the base number of FP17s or Patient Questionnaire responses are less than 100. N/A is shown where the base number of responses is less than 10 during the period. % is calculated as Quantity/Base number*100

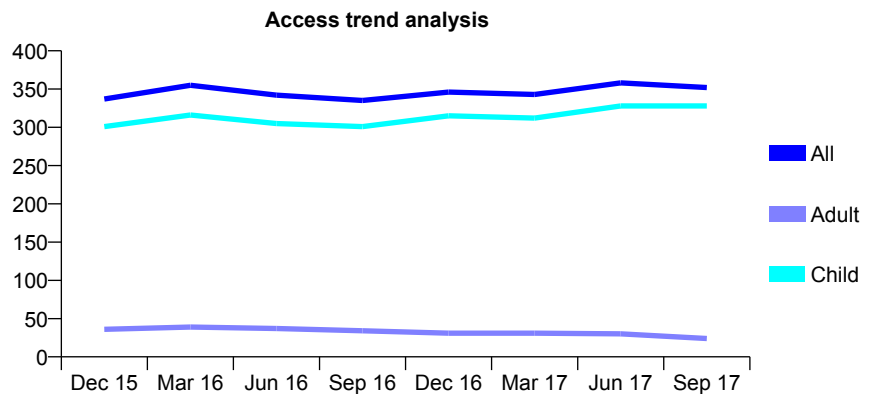
Q64 - Vital Signs At a Glance Contract Report for 171522/0001 - September 2017

Name or company name	Lechlade Dental Practice
Contract type name	GDS Contract
Purpose of contract	General
Contract start date	01/04/2014
Contract end date	

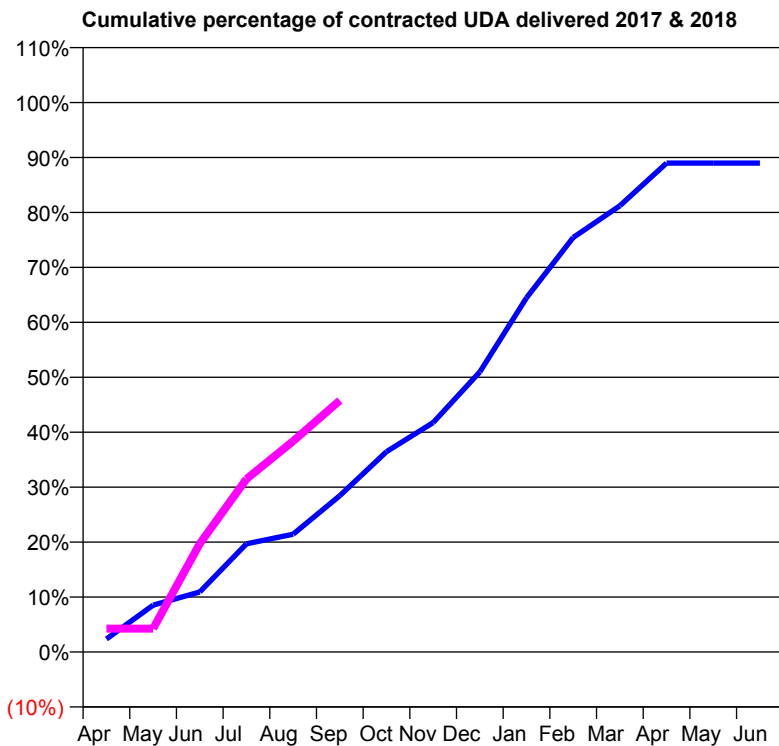
17/18 Contracted general activity (UDA)	800
Carry forward general activity (UDA)	0
17/18 Contracted orthodontic activity (UOA)	0
Carry forward orthodontic activity (UOA)	0
Baseline contract value	£18,296.31

ACCESS*

Patients seen in 24 months	Total	Change since previous quarter
Quarter ending September 2016	335	
Quarter ending December 2016	346	↑
Quarter ending March 2017	343	→
Quarter ending June 2017	358	↑
Quarter ending September 2017	352	↓
Variance since September 2016	5.1%	↑



ACTIVITY



Month	Adjusted Scheduled Activity (UDA)	
	2017	2018
April	19	34
May	68	34
June	87	158
July	158	252
August	172	307
September	228	366
October	292	
November	334	
December	408	
January	516	
February	603	
March	650	
April	712	
May	712	
June	712	

QUALITY

	Quantity	Base Number	Contract	AT	Region	England
% of FP17s for the same patient ID Re-attending within 3 months - Children	7	231	3.0%	9.1%	11.4%	11.9%
% of FP17s for the same patient ID Re-attending within 3 months - Adults	1	8	12.5%	13.4%	15.7%	15.9%
% of FP17s for the same patient ID Re-attending between 3 & 9 months - Children	129	231	55.8%	61.7%	60.6%	58.1%
% of FP17s for the same patient ID Re-attending between 3 & 9 months - Adults	5	8	62.5%	52.3%	52.0%	50.6%
% of FP17s for Band 1 Urgent Courses	11	205	5.4%	8.1%	9.6%	9.1%
% of FP17s Relating to Free Repair or Replacements	0	205	0.0%	0.7%	0.7%	0.8%
% of FP17s Relating to Continuations	0	205	0.0%	1.0%	1.0%	1.1%
% of Patients satisfied with the dentistry they have received	0	0	N/A	92.1%	91.6%	91.4%
% of Patients satisfied with the time they had to wait for an appointment	0	0	N/A	88.2%	87.9%	87.7%

* This is based on patients treated on this contract for their most recent course of treatment. Figures in italics indicate the base number of FP17s or Patient Questionnaire responses are less than 100. N/A is shown where the base number of responses is less than 10 during the period. % is calculated as Quantity/Base number*100

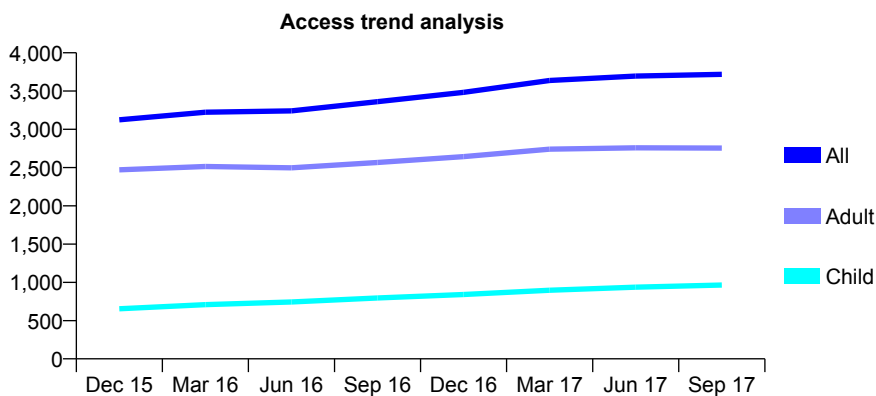
Q64 - Vital Signs At a Glance Contract Report for 172138/0001 - September 2017

Name or company name	Mr Georgios Mexias
Contract type name	GDS Contract
Purpose of contract	General
Contract start date	01/12/2013
Contract end date	

17/18 Contracted general activity (UDA)	10,143
Carry forward general activity (UDA)	-151
17/18 Contracted orthodontic activity (UOA)	0
Carry forward orthodontic activity (UOA)	0
Baseline contract value	£214,813.49

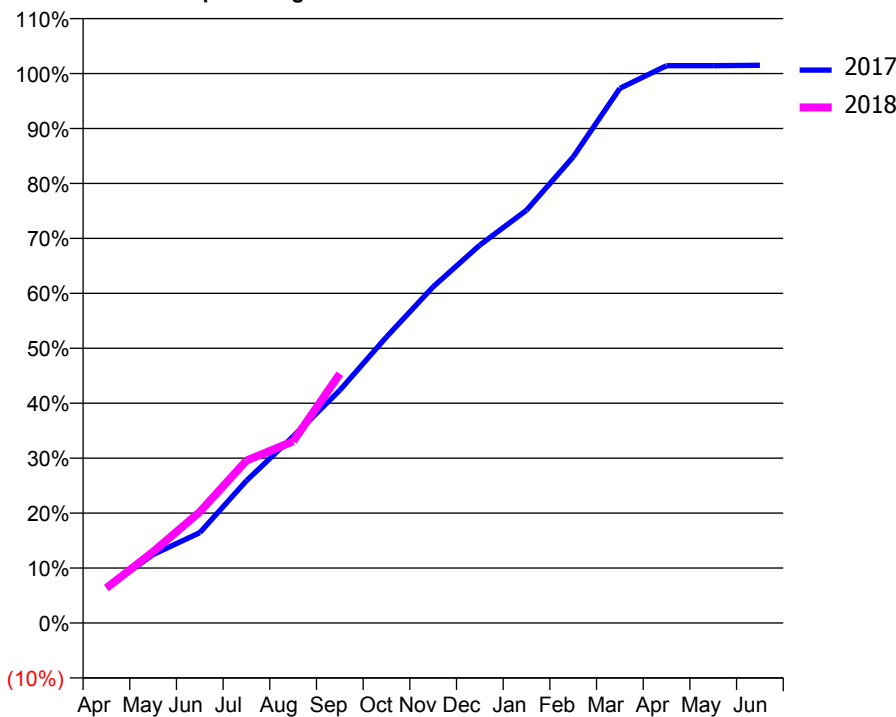
ACCESS*

Patients seen in 24 months	Total	Change since previous quarter
Quarter ending September 2016	3,361	
Quarter ending December 2016	3,484	↑
Quarter ending March 2017	3,638	↑
Quarter ending June 2017	3,695	→
Quarter ending September 2017	3,718	→
Variance since September 2016	10.6%	↑



ACTIVITY

Cumulative percentage of contracted UDA delivered 2017 & 2018



Month	Adjusted Scheduled Activity (UDA)	
	2017	2018
April	648	645
May	1,264	1,314
June	1,667	2,051
July	2,629	3,000
August	3,444	3,354
September	4,297	4,602
October	5,281	
November	6,206	
December	6,978	
January	7,619	
February	8,603	
March	9,869	
April	10,288	
May	10,287	
June	10,294	

QUALITY

	Quantity	Base Number	Contract	AT	Region	England
% of FP17s for the same patient ID Re-attending within 3 months - Children	37	727	5.1%	9.1%	11.4%	11.9%
% of FP17s for the same patient ID Re-attending within 3 months - Adults	259	1,995	13.0%	13.4%	15.7%	15.9%
% of FP17s for the same patient ID Re-attending between 3 & 9 months - Children	460	727	63.3%	61.7%	60.6%	58.1%
% of FP17s for the same patient ID Re-attending between 3 & 9 months - Adults	1,270	1,995	63.7%	52.3%	52.0%	50.6%
% of FP17s for Band 1 Urgent Courses	164	2,474	6.6%	8.1%	9.6%	9.1%
% of FP17s Relating to Free Repair or Replacements	15	2,474	0.6%	0.7%	0.7%	0.8%
% of FP17s Relating to Continuations	11	2,474	0.4%	1.0%	1.0%	1.1%
% of Patients satisfied with the dentistry they have received	14	15	93.3%	92.1%	91.6%	91.4%
% of Patients satisfied with the time they had to wait for an appointment	15	15	100.0%	88.2%	87.9%	87.7%

* This is based on patients treated on this contract for their most recent course of treatment. Figures in italics indicate the base number of FP17s or Patient Questionnaire responses are less than 100. N/A is shown where the base number of responses is less than 10 during the period. % is calculated as Quantity/Base number*100

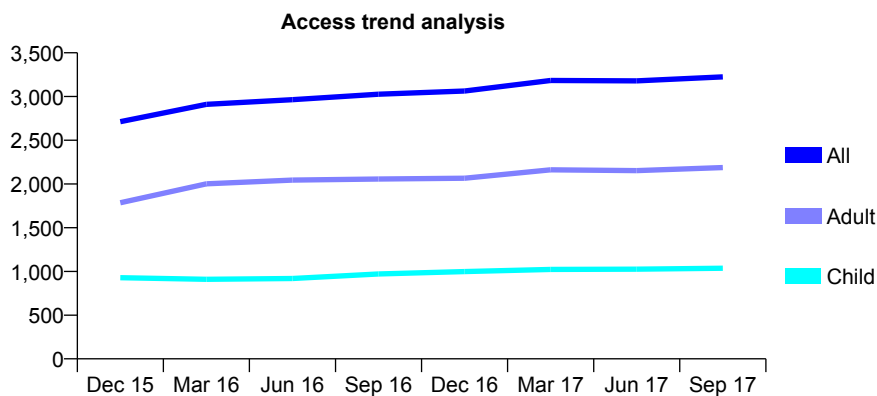
Q64 - Vital Signs At a Glance Contract Report for 173371/0001 - September 2017

Name or company name	The Parks Dental Practice
Contract type name	GDS Contract
Purpose of contract	General
Contract start date	21/03/2013
Contract end date	

17/18 Contracted general activity (UDA)	7,000
Carry forward general activity (UDA)	33
17/18 Contracted orthodontic activity (UOA)	0
Carry forward orthodontic activity (UOA)	0
Baseline contract value	£170,842.90

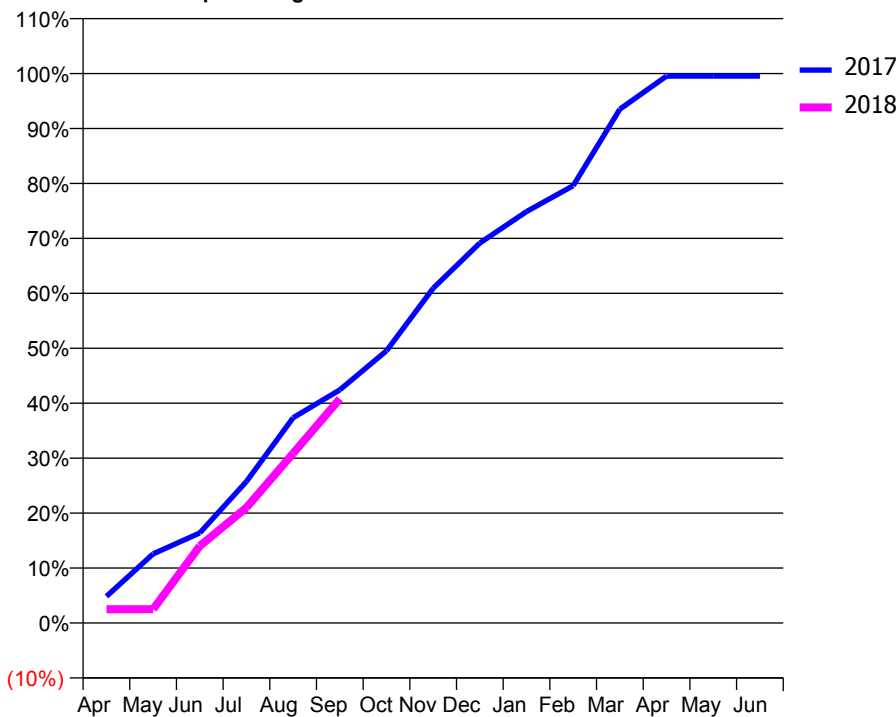
ACCESS*

Patients seen in 24 months	Total	Change since previous quarter
Quarter ending September 2016	3,026	
Quarter ending December 2016	3,063	→
Quarter ending March 2017	3,184	↑
Quarter ending June 2017	3,179	→
Quarter ending September 2017	3,224	→
Variance since September 2016	6.5%	↑



ACTIVITY

Cumulative percentage of contracted UDA delivered 2017 & 2018



Month	Adjusted Scheduled Activity (UDA)	
	2017	2018
April	339	176
May	880	176
June	1,147	980
July	1,804	1,471
August	2,615	2,161
September	2,971	2,856
October	3,468	
November	4,264	
December	4,841	
January	5,241	
February	5,570	
March	6,546	
April	6,967	
May	6,967	
June	6,967	

QUALITY

	Quantity	Base Number	Contract	AT	Region	England
% of FP17s for the same patient ID Re-attending within 3 months - Children	77	889	8.7%	9.1%	11.4%	11.9%
% of FP17s for the same patient ID Re-attending within 3 months - Adults	162	1,095	14.8%	13.4%	15.7%	15.9%
% of FP17s for the same patient ID Re-attending between 3 & 9 months - Children	603	889	67.8%	61.7%	60.6%	58.1%
% of FP17s for the same patient ID Re-attending between 3 & 9 months - Adults	410	1,095	37.4%	52.3%	52.0%	50.6%
% of FP17s for Band 1 Urgent Courses	212	1,732	12.2%	8.1%	9.6%	9.1%
% of FP17s Relating to Free Repair or Replacements	22	1,732	1.3%	0.7%	0.7%	0.8%
% of FP17s Relating to Continuations	3	1,732	0.2%	1.0%	1.0%	1.1%
% of Patients satisfied with the dentistry they have received	12	13	92.3%	92.1%	91.6%	91.4%
% of Patients satisfied with the time they had to wait for an appointment	12	13	92.3%	88.2%	87.9%	87.7%

* This is based on patients treated on this contract for their most recent course of treatment. Figures in italics indicate the base number of FP17s or Patient Questionnaire responses are less than 100. N/A is shown where the base number of responses is less than 10 during the period. % is calculated as Quantity/Base number*100

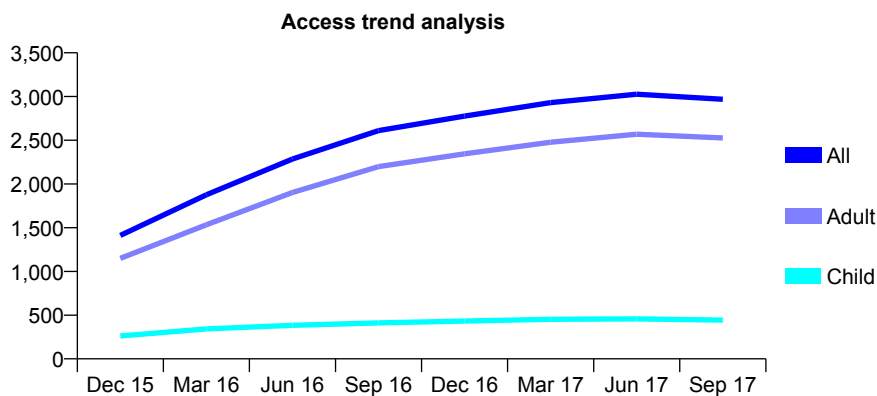
Q64 - Vital Signs At a Glance Contract Report for 178152/0001 - September 2017

Name or company name	PW & SM Phillips
Contract type name	GDS Contract
Purpose of contract	General
Contract start date	01/07/2015
Contract end date	

17/18 Contracted general activity (UDA)	9,000
Carry forward general activity (UDA)	0
17/18 Contracted orthodontic activity (UOA)	0
Carry forward orthodontic activity (UOA)	0
Baseline contract value	£213,666.88

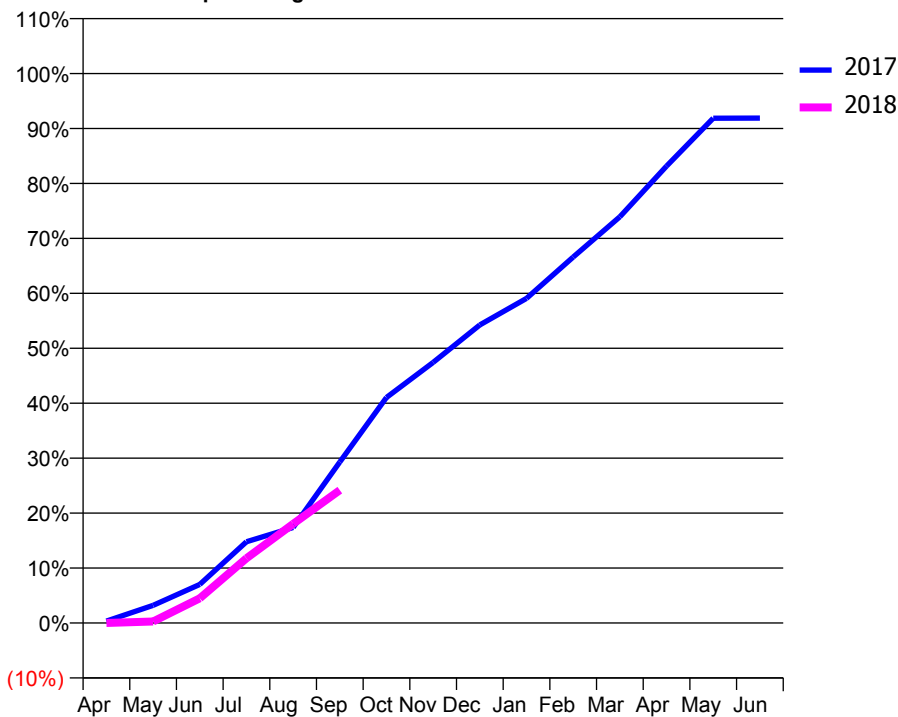
ACCESS*

Patients seen in 24 months	Total	Change since previous quarter
Quarter ending September 2016	2,610	
Quarter ending December 2016	2,777	↑
Quarter ending March 2017	2,930	↑
Quarter ending June 2017	3,026	↑
Quarter ending September 2017	2,969	↓
Variance since September 2016	13.8%	↑



ACTIVITY

Cumulative percentage of contracted UDA delivered 2017 & 2018



Month	Adjusted Scheduled Activity (UDA)	
	2017	2018
April	32	0
May	290	25
June	633	406
July	1,332	1,060
August	1,564	1,623
September	2,637	2,177
October	3,695	
November	4,269	
December	4,882	
January	5,318	
February	5,994	
March	6,653	
April	7,485	
May	8,267	
June	8,270	

QUALITY

	Quantity	Base Number	Contract	AT	Region	England
% of FP17s for the same patient ID Re-attending within 3 months - Children	11	332	3.3%	9.1%	11.4%	11.9%
% of FP17s for the same patient ID Re-attending within 3 months - Adults	234	1,629	14.4%	13.4%	15.7%	15.9%
% of FP17s for the same patient ID Re-attending between 3 & 9 months - Children	179	332	53.9%	61.7%	60.6%	58.1%
% of FP17s for the same patient ID Re-attending between 3 & 9 months - Adults	718	1,629	44.1%	52.3%	52.0%	50.6%
% of FP17s for Band 1 Urgent Courses	207	1,239	16.7%	8.1%	9.6%	9.1%
% of FP17s Relating to Free Repair or Replacements	25	1,239	2.0%	0.7%	0.7%	0.8%
% of FP17s Relating to Continuations	0	1,239	0.0%	1.0%	1.0%	1.1%
% of Patients satisfied with the dentistry they have received	23	28	82.1%	92.1%	91.6%	91.4%
% of Patients satisfied with the time they had to wait for an appointment	26	28	92.9%	88.2%	87.9%	87.7%

* This is based on patients treated on this contract for their most recent course of treatment. Figures in italics indicate the base number of FP17s or Patient Questionnaire responses are less than 100. N/A is shown where the base number of responses is less than 10 during the period. % is calculated as Quantity/Base number*100

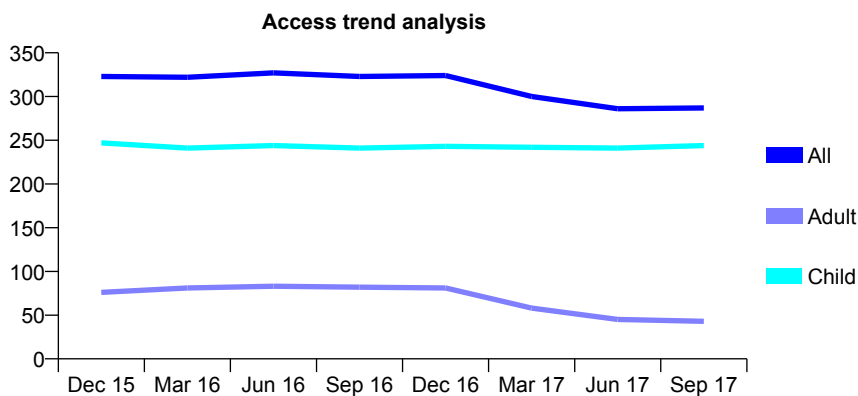
Q64 - Vital Signs At a Glance Contract Report for 179442/0001 - September 2017

Name or company name	Mr Carl Stuart Sainsbury Roberts
Contract type name	GDS Contract
Purpose of contract	General and Orthodontic
Contract start date	01/04/2014
Contract end date	

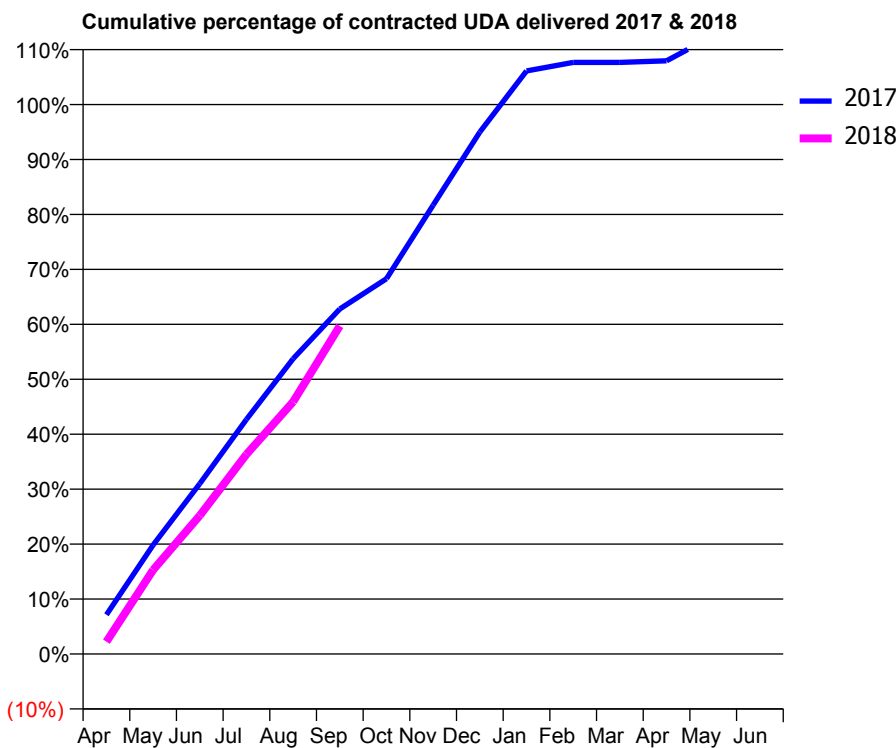
17/18 Contracted general activity (UDA)	400
Carry forward general activity (UDA)	-8
17/18 Contracted orthodontic activity (UOA)	0
Carry forward orthodontic activity (UOA)	0
Baseline contract value	£9,927.55

ACCESS*

Patients seen in 24 months	Total	Change since previous quarter
Quarter ending September 2016	323	
Quarter ending December 2016	324	→
Quarter ending March 2017	300	↓
Quarter ending June 2017	286	↓
Quarter ending September 2017	287	→
Variance since September 2016	(11.1%)	↓



ACTIVITY



Month	Adjusted Scheduled Activity (UDA)	
	2017	2018
April	29	9
May	79	61
June	124	101
July	171	145
August	215	184
September	251	239
October	273	
November	327	
December	380	
January	424	
February	431	
March	431	
April	432	
May	450	
June	450	

QUALITY

	Quantity	Base Number	Contract	AT	Region	England
% of FP17s for the same patient ID Re-attending within 3 months - Children	10	182	5.5%	9.1%	11.4%	11.9%
% of FP17s for the same patient ID Re-attending within 3 months - Adults	2	13	15.4%	13.4%	15.7%	15.9%
% of FP17s for the same patient ID Re-attending between 3 & 9 months - Children	73	182	40.1%	61.7%	60.6%	58.1%
% of FP17s for the same patient ID Re-attending between 3 & 9 months - Adults	3	13	23.1%	52.3%	52.0%	50.6%
% of FP17s for Band 1 Urgent Courses	9	182	4.9%	8.1%	9.6%	9.1%
% of FP17s Relating to Free Repair or Replacements	0	182	0.0%	0.7%	0.7%	0.8%
% of FP17s Relating to Continuations	0	182	0.0%	1.0%	1.0%	1.1%
% of Patients satisfied with the dentistry they have received	0	0	N/A	92.1%	91.6%	91.4%
% of Patients satisfied with the time they had to wait for an appointment	0	0	N/A	88.2%	87.9%	87.7%

* This is based on patients treated on this contract for their most recent course of treatment. Figures in italics indicate the base number of FP17s or Patient Questionnaire responses are less than 100. N/A is shown where the base number of responses is less than 10 during the period. % is calculated as Quantity/Base number*100

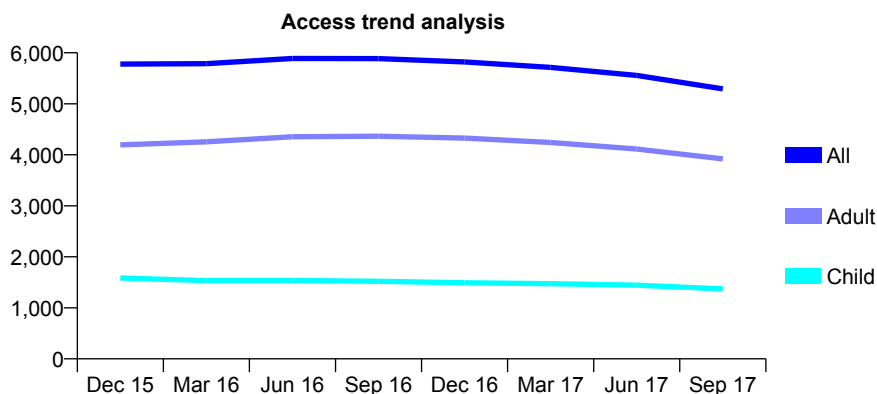
Q64 - Vital Signs At a Glance Contract Report for 181110/0001 - September 2017

Name or company name	IDH Limited
Contract type name	GDS Contract
Purpose of contract	General
Contract start date	01/03/2008
Contract end date	

17/18 Contracted general activity (UDA)	15,100
Carry forward general activity (UDA)	0
17/18 Contracted orthodontic activity (UOA)	0
Carry forward orthodontic activity (UOA)	0
Baseline contract value	£407,332.22

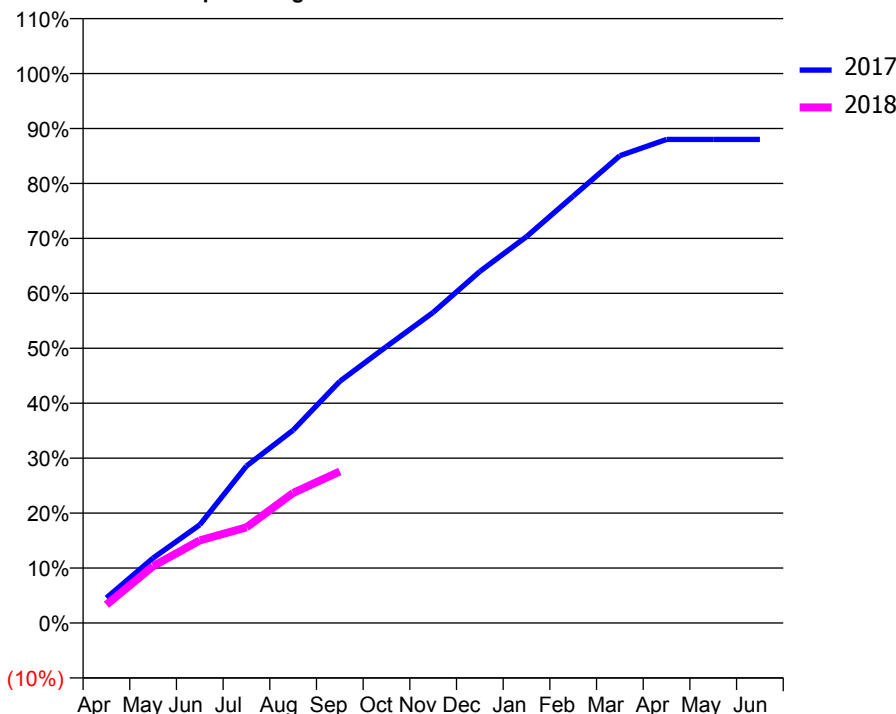
ACCESS*

Patients seen in 24 months	Total	Change since previous quarter
Quarter ending September 2016	5,885	
Quarter ending December 2016	5,821	↓
Quarter ending March 2017	5,713	↓
Quarter ending June 2017	5,558	↓
Quarter ending September 2017	5,292	↓
Variance since September 2016	(10.1%)	↓



ACTIVITY

Cumulative percentage of contracted UDA delivered 2017 & 2018



Adjusted Scheduled Activity (UDA)

Month	2017	2018
April	692	505
May	1,785	1,563
June	2,700	2,271
July	4,316	2,627
August	5,299	3,575
September	6,643	4,165
October	7,597	
November	8,538	
December	9,661	
January	10,618	
February	11,730	
March	12,840	
April	13,289	
May	13,289	
June	13,289	

QUALITY

	Quantity	Base Number	Contract	AT	Region	England
% of FP17s for the same patient ID Re-attending within 3 months - Children	49	643	7.6%	9.1%	11.4%	11.9%
% of FP17s for the same patient ID Re-attending within 3 months - Adults	281	1,741	16.1%	13.4%	15.7%	15.9%
% of FP17s for the same patient ID Re-attending between 3 & 9 months - Children	257	643	40.0%	61.7%	60.6%	58.1%
% of FP17s for the same patient ID Re-attending between 3 & 9 months - Adults	521	1,741	29.9%	52.3%	52.0%	50.6%
% of FP17s for Band 1 Urgent Courses	241	2,147	11.2%	8.1%	9.6%	9.1%
% of FP17s Relating to Free Repair or Replacements	21	2,147	1.0%	0.7%	0.7%	0.8%
% of FP17s Relating to Continuations	65	2,147	3.0%	1.0%	1.0%	1.1%
% of Patients satisfied with the dentistry they have received	11	13	84.6%	92.1%	91.6%	91.4%
% of Patients satisfied with the time they had to wait for an appointment	9	13	69.2%	88.2%	87.9%	87.7%

* This is based on patients treated on this contract for their most recent course of treatment. Figures in italics indicate the base number of FP17s or Patient Questionnaire responses are less than 100. N/A is shown where the base number of responses is less than 10 during the period. % is calculated as Quantity/Base number*100

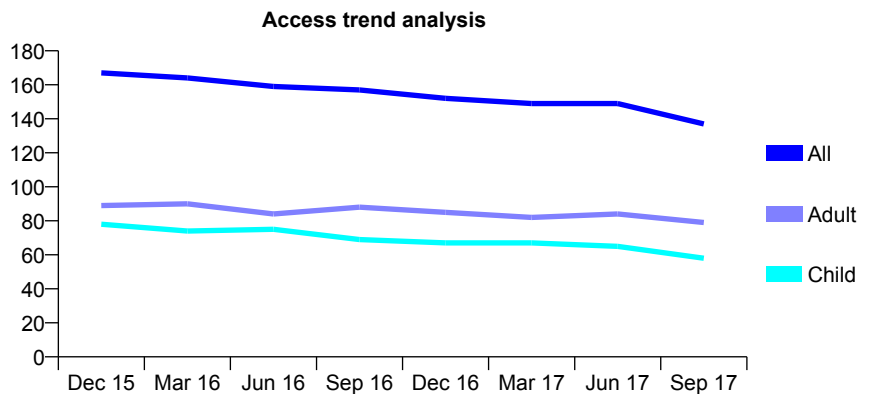
Q64 - Vital Signs At a Glance Contract Report for 181420/0001 - September 2017

Name or company name	The Cottage Dental & Implant Clinic Limited
Contract type name	GDS Contract
Purpose of contract	General
Contract start date	01/12/2008
Contract end date	

17/18 Contracted general activity (UDA)	650
Carry forward general activity (UDA)	-6
17/18 Contracted orthodontic activity (UOA)	0
Carry forward orthodontic activity (UOA)	0
Baseline contract value	£15,631.57

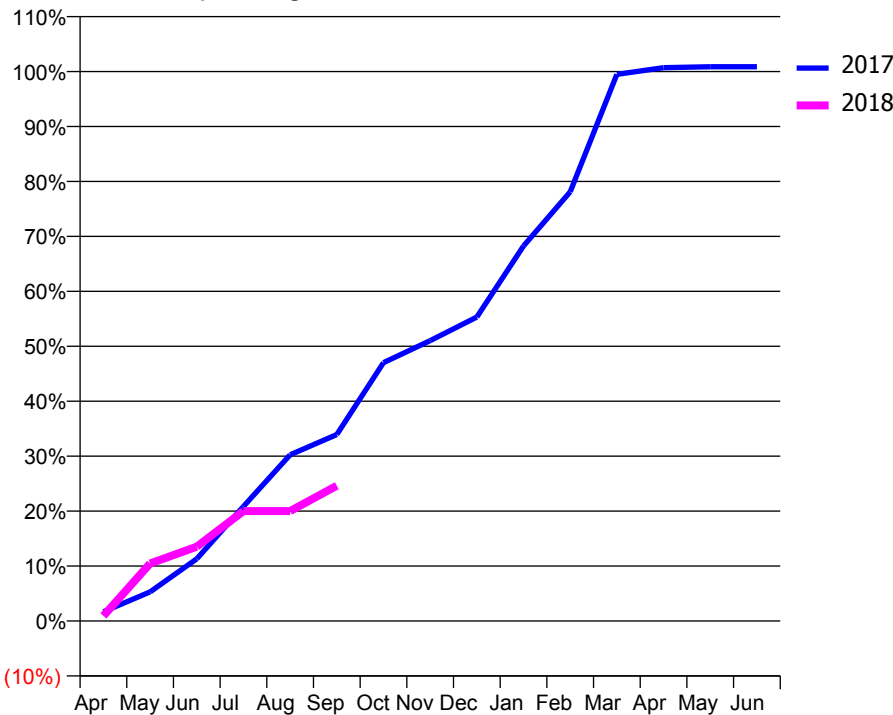
ACCESS*

Patients seen in 24 months	Total	Change since previous quarter
Quarter ending September 2016	157	
Quarter ending December 2016	152	↓
Quarter ending March 2017	149	↓
Quarter ending June 2017	149	→
Quarter ending September 2017	137	↓
Variance since September 2016	(12.7%)	↓



ACTIVITY

Cumulative percentage of contracted UDA delivered 2017 & 2018



Month	Adjusted Scheduled Activity (UDA)	
	2017	2018
April	11	6
May	34	68
June	74	88
July	136	130
August	197	130
September	221	160
October	306	
November	332	
December	360	
January	444	
February	508	
March	647	
April	655	
May	656	
June	656	

QUALITY

	Quantity	Base Number	Contract	AT	Region	England
% of FP17s for the same patient ID Re-attending within 3 months - Children	4	41	9.8%	9.1%	11.4%	11.9%
% of FP17s for the same patient ID Re-attending within 3 months - Adults	5	40	12.5%	13.4%	15.7%	15.9%
% of FP17s for the same patient ID Re-attending between 3 & 9 months - Children	28	41	68.3%	61.7%	60.6%	58.1%
% of FP17s for the same patient ID Re-attending between 3 & 9 months - Adults	26	40	65.0%	52.3%	52.0%	50.6%
% of FP17s for Band 1 Urgent Courses	0	70	0.0%	8.1%	9.6%	9.1%
% of FP17s Relating to Free Repair or Replacements	0	70	0.0%	0.7%	0.7%	0.8%
% of FP17s Relating to Continuations	4	70	5.7%	1.0%	1.0%	1.1%
% of Patients satisfied with the dentistry they have received	1	1	N/A	92.1%	91.6%	91.4%
% of Patients satisfied with the time they had to wait for an appointment	1	1	N/A	88.2%	87.9%	87.7%

* This is based on patients treated on this contract for their most recent course of treatment. Figures in italics indicate the base number of FP17s or Patient Questionnaire responses are less than 100. N/A is shown where the base number of responses is less than 10 during the period. % is calculated as Quantity/Base number*100

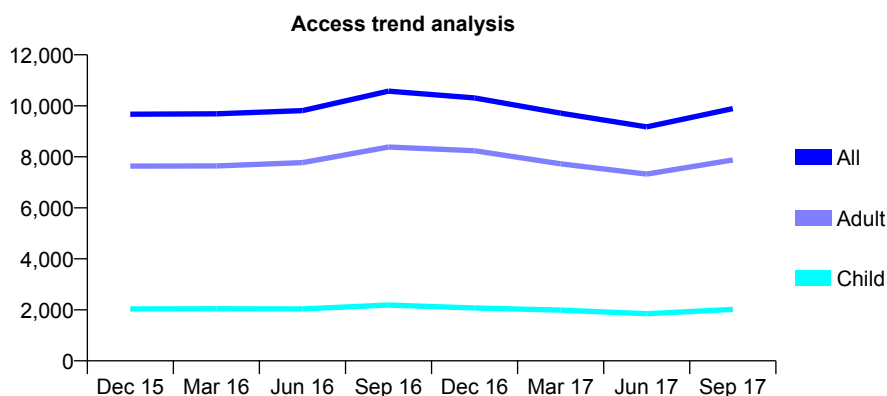
Q64 - Vital Signs At a Glance Contract Report for 182869/0001 - September 2017

Name or company name	Market Place Dental Practice Ltd
Contract type name	GDS Contract
Purpose of contract	General
Contract start date	01/04/2007
Contract end date	

17/18 Contracted general activity (UDA)	25,000
Carry forward general activity (UDA)	258
17/18 Contracted orthodontic activity (UOA)	0
Carry forward orthodontic activity (UOA)	0
Baseline contract value	£641,908.33

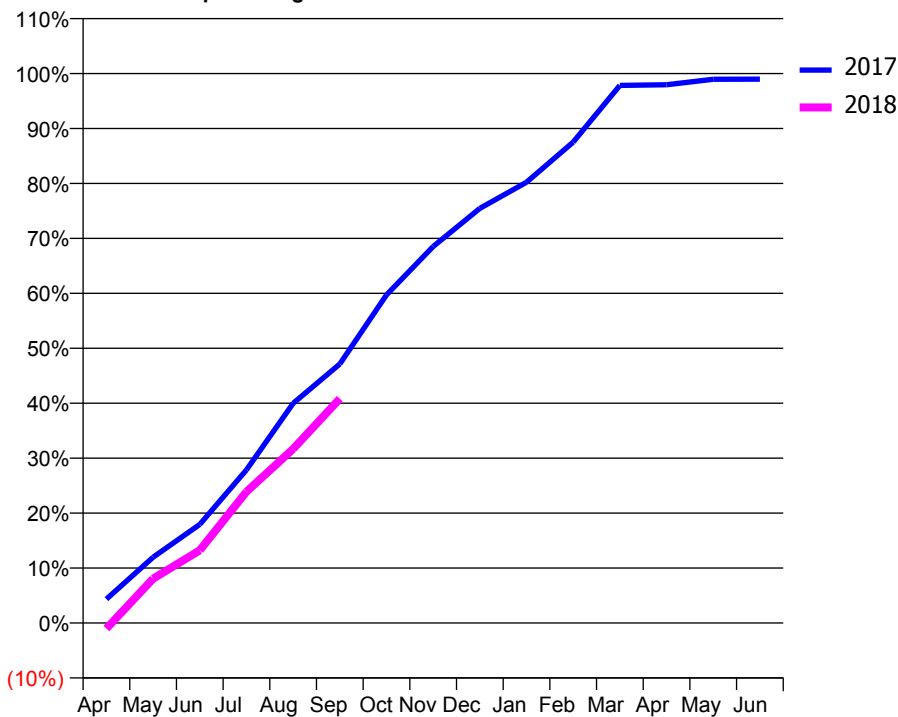
ACCESS*

Patients seen in 24 months	Total	Change since previous quarter
Quarter ending September 2016	10,575	
Quarter ending December 2016	10,311	↓
Quarter ending March 2017	9,714	↓
Quarter ending June 2017	9,173	↓
Quarter ending September 2017	9,891	↑
Variance since September 2016	(6.5%)	↓



ACTIVITY

Cumulative percentage of contracted UDA delivered 2017 & 2018



Month	Adjusted Scheduled Activity (UDA)	
	2017	2018
April	1,092	-258
May	2,996	2,019
June	4,489	3,312
July	6,967	5,971
August	9,998	7,919
September	11,782	10,209
October	14,925	
November	17,128	
December	18,867	
January	20,054	
February	21,878	
March	24,459	
April	24,490	
May	24,738	
June	24,742	

QUALITY

	Quantity	Base Number	Contract	AT	Region	England
% of FP17s for the same patient ID Re-attending within 3 months - Children	45	1,311	3.4%	9.1%	11.4%	11.9%
% of FP17s for the same patient ID Re-attending within 3 months - Adults	459	5,027	9.1%	13.4%	15.7%	15.9%
% of FP17s for the same patient ID Re-attending between 3 & 9 months - Children	544	1,311	41.5%	61.7%	60.6%	58.1%
% of FP17s for the same patient ID Re-attending between 3 & 9 months - Adults	2,189	5,027	43.5%	52.3%	52.0%	50.6%
% of FP17s for Band 1 Urgent Courses	497	6,274	7.9%	8.1%	9.6%	9.1%
% of FP17s Relating to Free Repair or Replacements	9	6,274	0.1%	0.7%	0.7%	0.8%
% of FP17s Relating to Continuations	80	6,274	1.3%	1.0%	1.0%	1.1%
% of Patients satisfied with the dentistry they have received	25	26	96.2%	92.1%	91.6%	91.4%
% of Patients satisfied with the time they had to wait for an appointment	21	26	80.8%	88.2%	87.9%	87.7%

* This is based on patients treated on this contract for their most recent course of treatment. Figures in italics indicate the base number of FP17s or Patient Questionnaire responses are less than 100. N/A is shown where the base number of responses is less than 10 during the period. % is calculated as Quantity/Base number*100

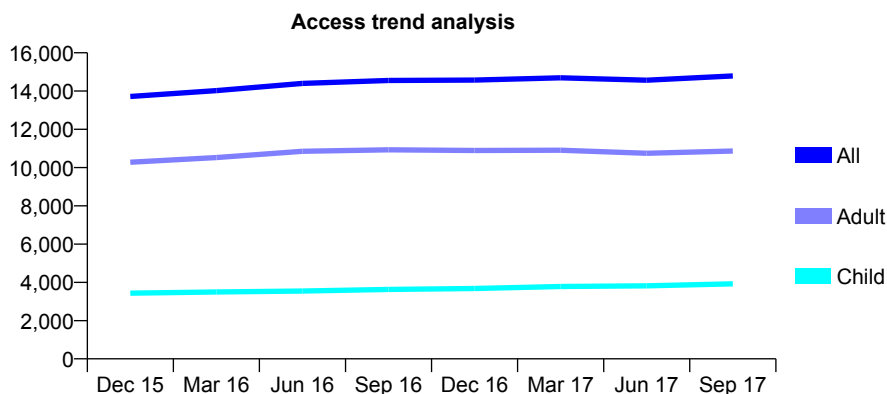
Q64 - Vital Signs At a Glance Contract Report for 182877/0002 - September 2017

Name or company name	Smileright Limited
Contract type name	GDS Contract
Purpose of contract	General
Contract start date	01/04/2011
Contract end date	

17/18 Contracted general activity (UDA)	50,008
Carry forward general activity (UDA)	801
17/18 Contracted orthodontic activity (UOA)	0
Carry forward orthodontic activity (UOA)	0
Baseline contract value	£1,192,608.25

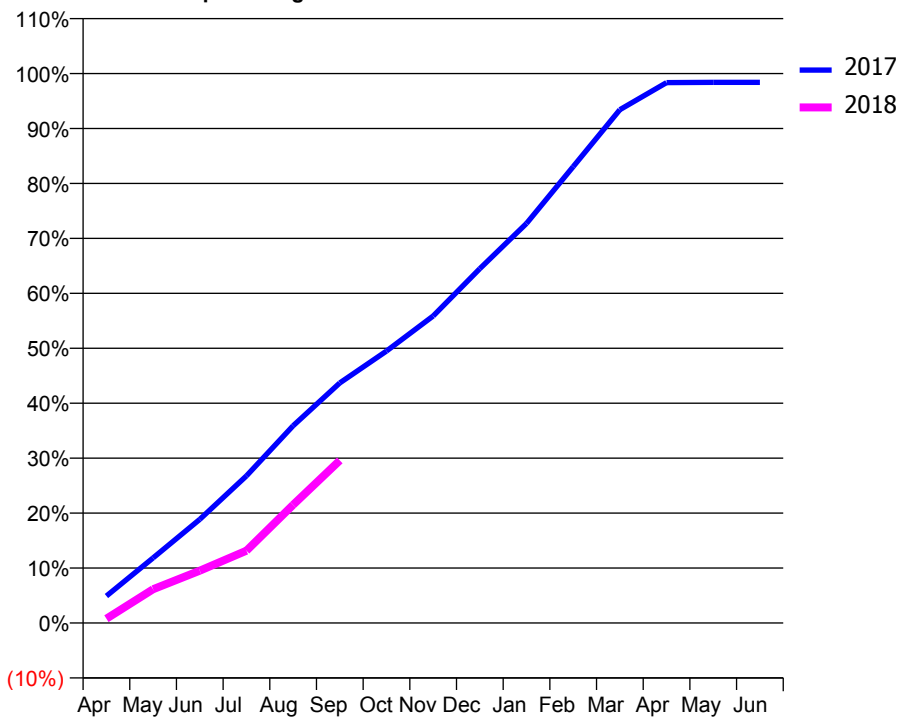
ACCESS*

Patients seen in 24 months	Total	Change since previous quarter
Quarter ending September 2016	14,555	
Quarter ending December 2016	14,574	→
Quarter ending March 2017	14,694	→
Quarter ending June 2017	14,567	→
Quarter ending September 2017	14,787	→
Variance since September 2016	1.6%	→



ACTIVITY

Cumulative percentage of contracted UDA delivered 2017 & 2018



Month	Adjusted Scheduled Activity (UDA)	
	2017	2018
April	2,457	390
May	5,923	3,072
June	9,436	4,763
July	13,388	6,584
August	17,954	10,758
September	21,844	14,794
October	24,754	
November	27,937	
December	32,256	
January	36,362	
February	41,537	
March	46,716	
April	49,184	
May	49,207	
June	49,207	

QUALITY

	Quantity	Base Number	Contract	AT	Region	England
% of FP17s for the same patient ID Re-attending within 3 months - Children	111	1,618	6.9%	9.1%	11.4%	11.9%
% of FP17s for the same patient ID Re-attending within 3 months - Adults	397	4,211	9.4%	13.4%	15.7%	15.9%
% of FP17s for the same patient ID Re-attending between 3 & 9 months - Children	716	1,618	44.3%	61.7%	60.6%	58.1%
% of FP17s for the same patient ID Re-attending between 3 & 9 months - Adults	1,742	4,211	41.4%	52.3%	52.0%	50.6%
% of FP17s for Band 1 Urgent Courses	189	5,096	3.7%	8.1%	9.6%	9.1%
% of FP17s Relating to Free Repair or Replacements	66	5,096	1.3%	0.7%	0.7%	0.8%
% of FP17s Relating to Continuations	30	5,096	0.6%	1.0%	1.0%	1.1%
% of Patients satisfied with the dentistry they have received	41	43	95.3%	92.1%	91.6%	91.4%
% of Patients satisfied with the time they had to wait for an appointment	36	43	83.7%	88.2%	87.9%	87.7%

* This is based on patients treated on this contract for their most recent course of treatment. Figures in italics indicate the base number of FP17s or Patient Questionnaire responses are less than 100. N/A is shown where the base number of responses is less than 10 during the period. % is calculated as Quantity/Base number*100

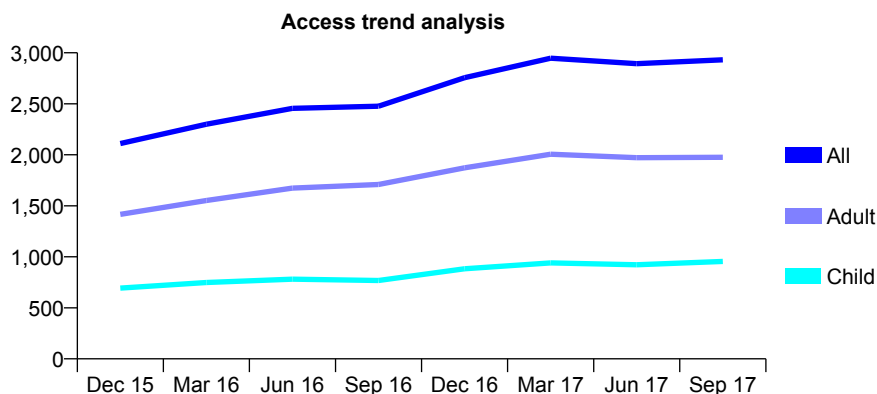
Q64 - Vital Signs At a Glance Contract Report for 184209/0001 - September 2017

Name or company name	Smilecare Swindon Limited
Contract type name	PDS Plus Contract
Purpose of contract	General
Contract start date	01/04/2013
Contract end date	31/03/2018

17/18 Contracted general activity (UDA)	16,000
Carry forward general activity (UDA)	0
17/18 Contracted orthodontic activity (UOA)	0
Carry forward orthodontic activity (UOA)	0
Baseline contract value	£196,809.03

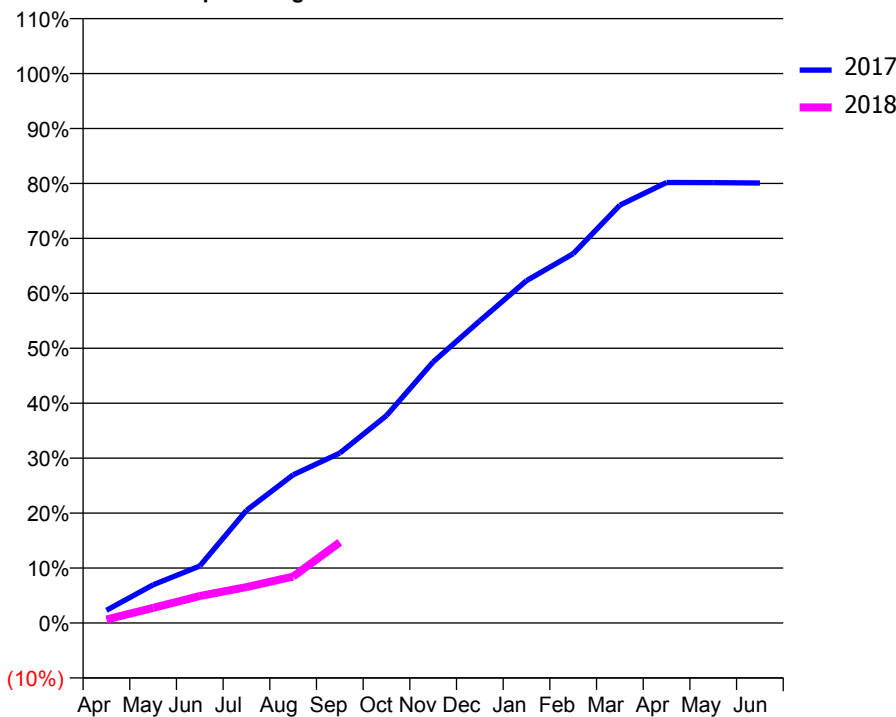
ACCESS*

Patients seen in 24 months	Total	Change since previous quarter
Quarter ending September 2016	2,477	
Quarter ending December 2016	2,756	↑
Quarter ending March 2017	2,947	↑
Quarter ending June 2017	2,894	↓
Quarter ending September 2017	2,931	→
Variance since September 2016	18.3%	↑



ACTIVITY

Cumulative percentage of contracted UDA delivered 2017 & 2018



Adjusted Scheduled Activity (UDA)

Month	2017	2018
April	279	102
May	835	440
June	1,244	784
July	2,459	1,045
August	3,237	1,352
September	3,711	2,353
October	4,529	
November	5,702	
December	6,599	
January	7,478	
February	8,066	
March	9,125	
April	9,621	
May	9,618	
June	9,608	

QUALITY

	Quantity	Base Number	Contract	AT	Region	England
% of FP17s for the same patient ID Re-attending within 3 months - Children	27	481	5.6%	9.1%	11.4%	11.9%
% of FP17s for the same patient ID Re-attending within 3 months - Adults	105	940	11.2%	13.4%	15.7%	15.9%
% of FP17s for the same patient ID Re-attending between 3 & 9 months - Children	260	481	54.1%	61.7%	60.6%	58.1%
% of FP17s for the same patient ID Re-attending between 3 & 9 months - Adults	470	940	50.0%	52.3%	52.0%	50.6%
% of FP17s for Band 1 Urgent Courses	119	1,228	9.7%	8.1%	9.6%	9.1%
% of FP17s Relating to Free Repair or Replacements	23	1,228	1.9%	0.7%	0.7%	0.8%
% of FP17s Relating to Continuations	0	1,228	0.0%	1.0%	1.0%	1.1%
% of Patients satisfied with the dentistry they have received	2	2	N/A	92.1%	91.6%	91.4%
% of Patients satisfied with the time they had to wait for an appointment	2	2	N/A	88.2%	87.9%	87.7%

* This is based on patients treated on this contract for their most recent course of treatment. Figures in italics indicate the base number of FP17s or Patient Questionnaire responses are less than 100. N/A is shown where the base number of responses is less than 10 during the period. % is calculated as Quantity/Base number*100

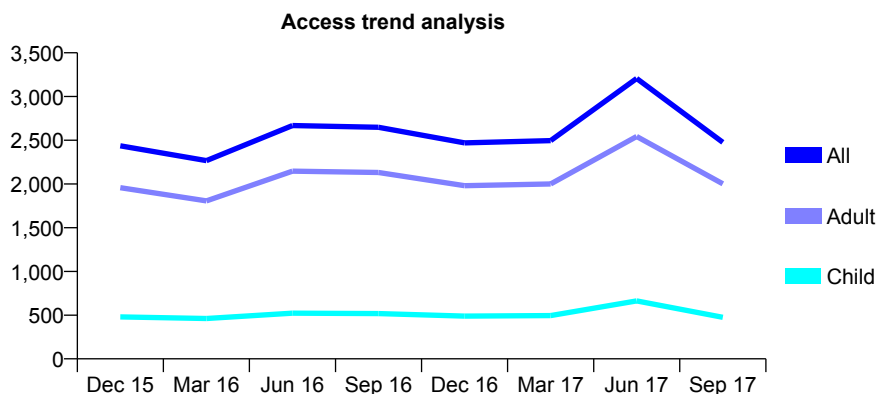
Q64 - Vital Signs At a Glance Contract Report for 184381/0002 - September 2017

Name or company name	Tetbury Dental Practice
Contract type name	GDS Contract
Purpose of contract	General
Contract start date	01/04/2012
Contract end date	

17/18 Contracted general activity (UDA)	6,131
Carry forward general activity (UDA)	0
17/18 Contracted orthodontic activity (UOA)	0
Carry forward orthodontic activity (UOA)	0
Baseline contract value	£127,192.26

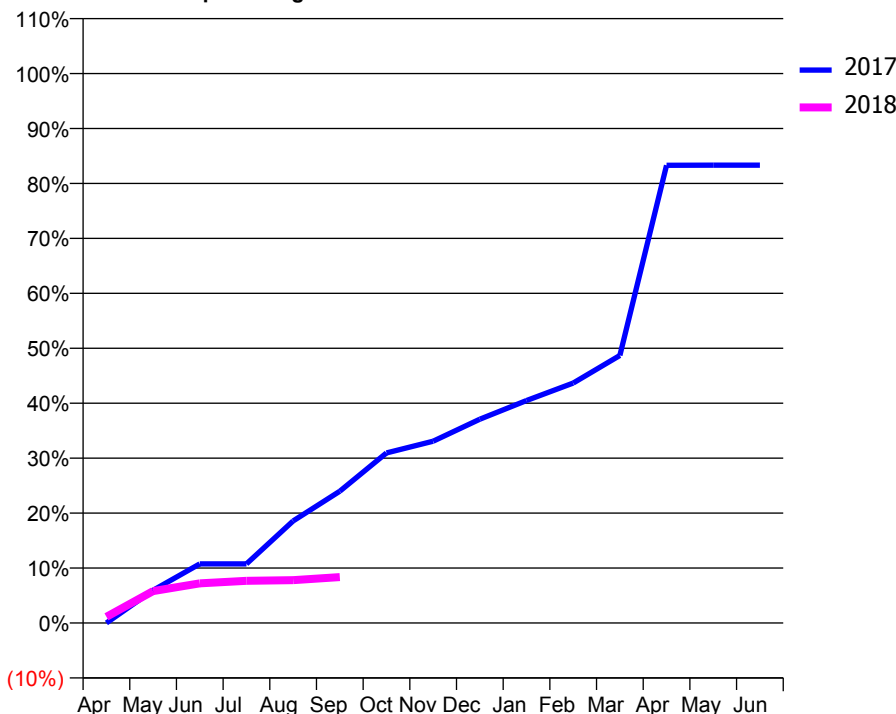
ACCESS*

Patients seen in 24 months	Total	Change since previous quarter
Quarter ending September 2016	2,648	
Quarter ending December 2016	2,470	↓
Quarter ending March 2017	2,495	→
Quarter ending June 2017	3,206	↑
Quarter ending September 2017	2,476	↓
Variance since September 2016	(6.5%)	↓



ACTIVITY

Cumulative percentage of contracted UDA delivered 2017 & 2018



Adjusted Scheduled Activity (UDA)

Month	2017	2018
April	0	70
May	365	356
June	659	442
July	659	471
August	1,140	478
September	1,471	513
October	1,898	
November	2,028	
December	2,274	
January	2,483	
February	2,678	
March	2,985	
April	5,107	
May	5,109	
June	5,109	

QUALITY

	Quantity	Base Number	Contract	AT	Region	England
% of FP17s for the same patient ID Re-attending within 3 months - Children	7	486	1.4%	9.1%	11.4%	11.9%
% of FP17s for the same patient ID Re-attending within 3 months - Adults	105	1,689	6.2%	13.4%	15.7%	15.9%
% of FP17s for the same patient ID Re-attending between 3 & 9 months - Children	135	486	27.8%	61.7%	60.6%	58.1%
% of FP17s for the same patient ID Re-attending between 3 & 9 months - Adults	335	1,689	19.8%	52.3%	52.0%	50.6%
% of FP17s for Band 1 Urgent Courses	11	202	5.4%	8.1%	9.6%	9.1%
% of FP17s Relating to Free Repair or Replacements	5	202	2.5%	0.7%	0.7%	0.8%
% of FP17s Relating to Continuations	23	202	11.4%	1.0%	1.0%	1.1%
% of Patients satisfied with the dentistry they have received	2	3	N/A	92.1%	91.6%	91.4%
% of Patients satisfied with the time they had to wait for an appointment	2	3	N/A	88.2%	87.9%	87.7%

* This is based on patients treated on this contract for their most recent course of treatment. Figures in italics indicate the base number of FP17s or Patient Questionnaire responses are less than 100. N/A is shown where the base number of responses is less than 10 during the period. % is calculated as Quantity/Base number*100

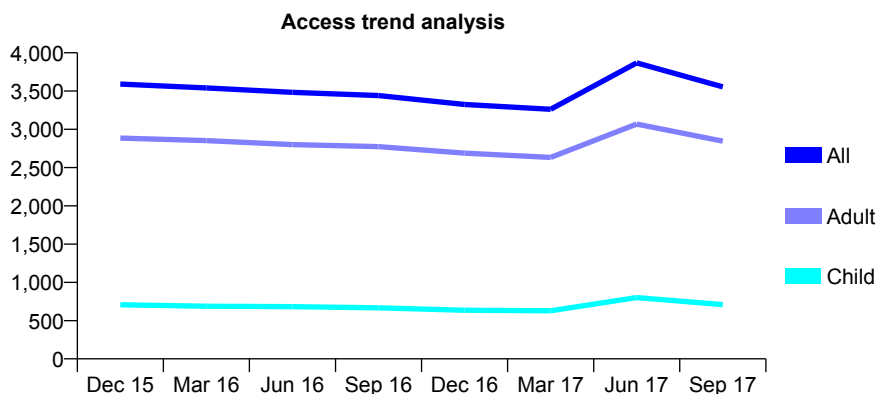
Q64 - Vital Signs At a Glance Contract Report for 184381/0003 - September 2017

Name or company name	Tetbury Dental Practice
Contract type name	GDS Contract
Purpose of contract	General
Contract start date	01/04/2012
Contract end date	

17/18 Contracted general activity (UDA)	11,640
Carry forward general activity (UDA)	0
17/18 Contracted orthodontic activity (UOA)	0
Carry forward orthodontic activity (UOA)	0
Baseline contract value	£241,240.38

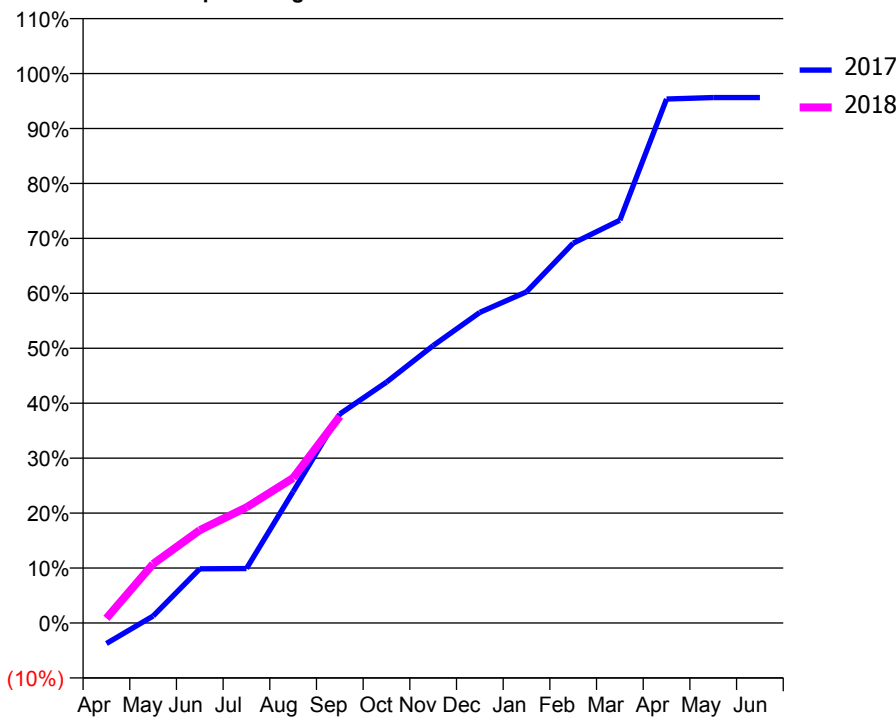
ACCESS*

Patients seen in 24 months	Total	Change since previous quarter
Quarter ending September 2016	3,441	
Quarter ending December 2016	3,324	↓
Quarter ending March 2017	3,262	↓
Quarter ending June 2017	3,869	↑
Quarter ending September 2017	3,554	↓
Variance since September 2016	3.3%	↑



ACTIVITY

Cumulative percentage of contracted UDA delivered 2017 & 2018



Adjusted Scheduled Activity (UDA)

Month	2017	2018
April	-437	99
May	148	1,252
June	1,148	1,968
July	1,153	2,451
August	2,785	3,072
September	4,427	4,379
October	5,103	
November	5,876	
December	6,580	
January	7,016	
February	8,046	
March	8,532	
April	11,099	
May	11,130	
June	11,131	

QUALITY

	Quantity	Base Number	Contract	AT	Region	England
% of FP17s for the same patient ID Re-attending within 3 months - Children	36	772	4.7%	9.1%	11.4%	11.9%
% of FP17s for the same patient ID Re-attending within 3 months - Adults	211	2,915	7.2%	13.4%	15.7%	15.9%
% of FP17s for the same patient ID Re-attending between 3 & 9 months - Children	386	772	50.0%	61.7%	60.6%	58.1%
% of FP17s for the same patient ID Re-attending between 3 & 9 months - Adults	1,445	2,915	49.6%	52.3%	52.0%	50.6%
% of FP17s for Band 1 Urgent Courses	209	2,367	8.8%	8.1%	9.6%	9.1%
% of FP17s Relating to Free Repair or Replacements	16	2,367	0.7%	0.7%	0.7%	0.8%
% of FP17s Relating to Continuations	21	2,367	0.9%	1.0%	1.0%	1.1%
% of Patients satisfied with the dentistry they have received	13	14	92.9%	92.1%	91.6%	91.4%
% of Patients satisfied with the time they had to wait for an appointment	14	14	100.0%	88.2%	87.9%	87.7%

* This is based on patients treated on this contract for their most recent course of treatment. Figures in italics indicate the base number of FP17s or Patient Questionnaire responses are less than 100. N/A is shown where the base number of responses is less than 10 during the period. % is calculated as Quantity/Base number*100

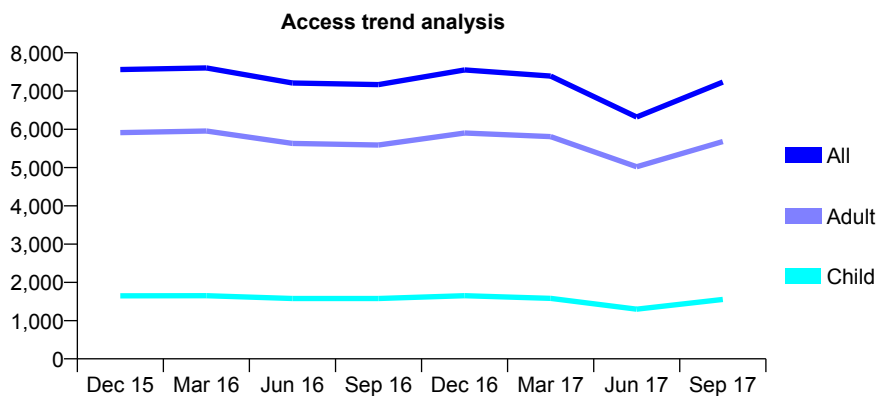
Q64 - Vital Signs At a Glance Contract Report for 184381/0004 - September 2017

Name or company name	Tetbury Dental Practice
Contract type name	GDS Contract
Purpose of contract	General
Contract start date	01/04/2012
Contract end date	

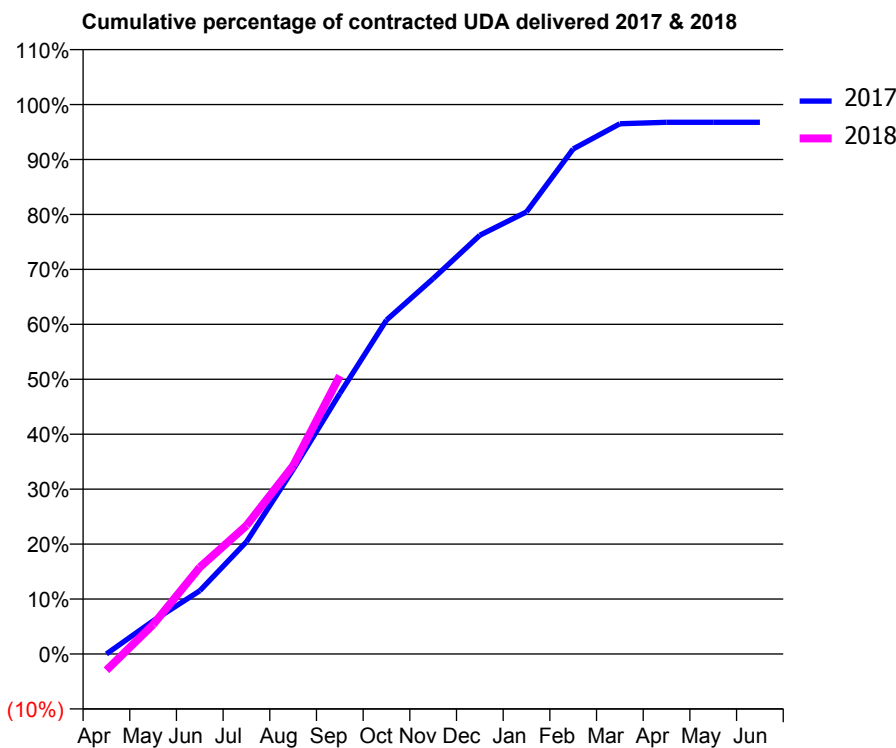
17/18 Contracted general activity (UDA)	18,740
Carry forward general activity (UDA)	606
17/18 Contracted orthodontic activity (UOA)	0
Carry forward orthodontic activity (UOA)	0
Baseline contract value	£397,268.21

ACCESS*

Patients seen in 24 months	Total	Change since previous quarter
Quarter ending September 2016	7,170	
Quarter ending December 2016	7,552	↑
Quarter ending March 2017	7,390	↓
Quarter ending June 2017	6,321	↓
Quarter ending September 2017	7,234	↑
Variance since September 2016	0.9%	→



ACTIVITY



Adjusted Scheduled Activity (UDA)		
Month	2017	2018
April	0	-555
May	1,129	1,002
June	2,159	2,958
July	3,825	4,381
August	6,293	6,425
September	8,885	9,488
October	11,390	
November	12,806	
December	14,281	
January	15,076	
February	17,223	
March	18,085	
April	18,132	
May	18,133	
June	18,134	

QUALITY

	Quantity	Base Number	Contract	AT	Region	England
% of FP17s for the same patient ID Re-attending within 3 months - Children	32	1,388	2.3%	9.1%	11.4%	11.9%
% of FP17s for the same patient ID Re-attending within 3 months - Adults	371	4,549	8.2%	13.4%	15.7%	15.9%
% of FP17s for the same patient ID Re-attending between 3 & 9 months - Children	687	1,388	49.5%	61.7%	60.6%	58.1%
% of FP17s for the same patient ID Re-attending between 3 & 9 months - Adults	1,754	4,549	38.6%	52.3%	52.0%	50.6%
% of FP17s for Band 1 Urgent Courses	498	5,919	8.4%	8.1%	9.6%	9.1%
% of FP17s Relating to Free Repair or Replacements	37	5,919	0.6%	0.7%	0.7%	0.8%
% of FP17s Relating to Continuations	63	5,919	1.1%	1.0%	1.0%	1.1%
% of Patients satisfied with the dentistry they have received	16	16	100.0%	92.1%	91.6%	91.4%
% of Patients satisfied with the time they had to wait for an appointment	14	16	87.5%	88.2%	87.9%	87.7%

* This is based on patients treated on this contract for their most recent course of treatment. Figures in italics indicate the base number of FP17s or Patient Questionnaire responses are less than 100. N/A is shown where the base number of responses is less than 10 during the period. % is calculated as Quantity/Base number*100

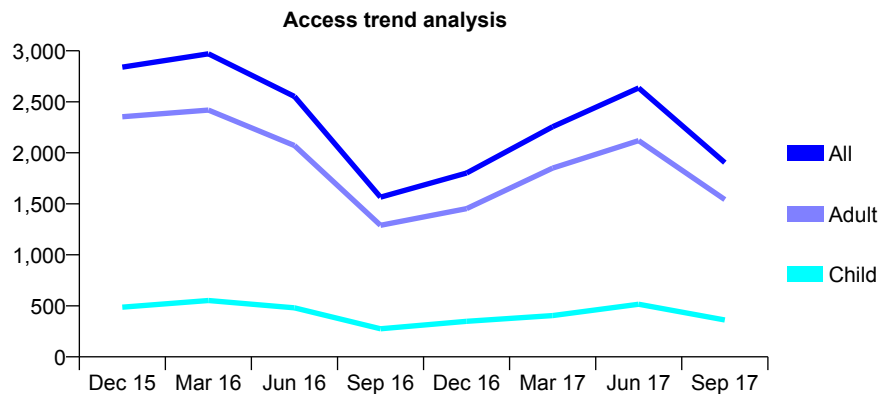
Q64 - Vital Signs At a Glance Contract Report for 186503/0001 - September 2017

Name or company name	The Market Place Dental Practice Partnersl
Contract type name	GDS Contract
Purpose of contract	General
Contract start date	01/10/2012
Contract end date	

17/18 Contracted general activity (UDA)	7,022
Carry forward general activity (UDA)	0
17/18 Contracted orthodontic activity (UOA)	0
Carry forward orthodontic activity (UOA)	0
Baseline contract value	£158,018.93

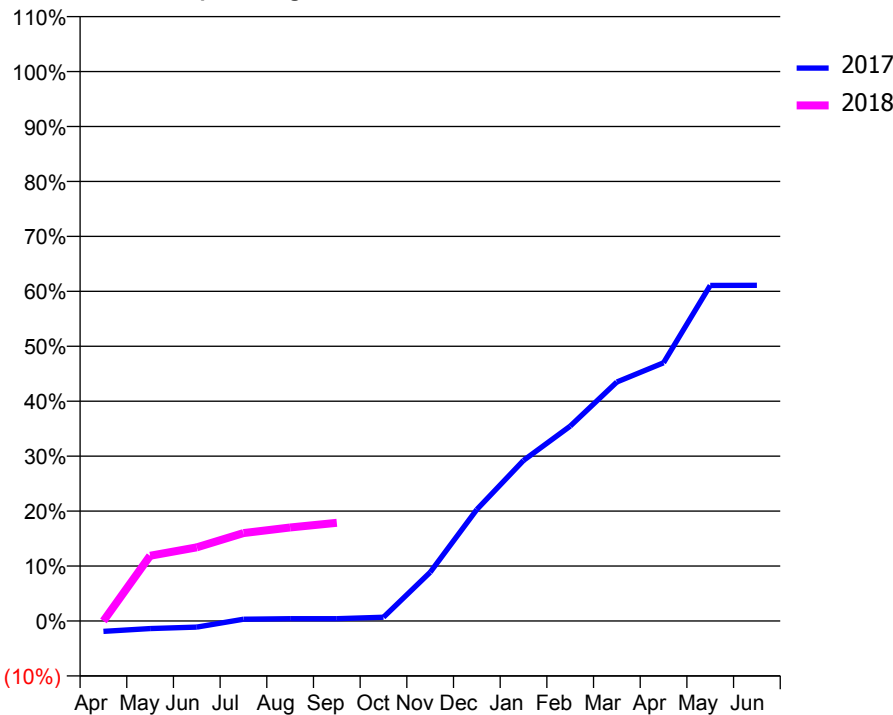
ACCESS*

Patients seen in 24 months	Total	Change since previous quarter
Quarter ending September 2016	1,565	
Quarter ending December 2016	1,802	↑
Quarter ending March 2017	2,255	↑
Quarter ending June 2017	2,636	↑
Quarter ending September 2017	1,904	↓
Variance since September 2016	21.7%	↑



ACTIVITY

Cumulative percentage of contracted UDA delivered 2017 & 2018



Month	Adjusted Scheduled Activity (UDA)	
	2017	2018
April	-134	0
May	-99	834
June	-80	942
July	24	1,124
August	29	1,195
September	29	1,254
October	48	
November	623	
December	1,426	
January	2,052	
February	2,490	
March	3,054	
April	3,299	
May	4,289	
June	4,290	

QUALITY

	Quantity	Base Number	Contract	AT	Region	England
% of FP17s for the same patient ID Re-attending within 3 months - Children	2	260	0.8%	9.1%	11.4%	11.9%
% of FP17s for the same patient ID Re-attending within 3 months - Adults	39	1,022	3.8%	13.4%	15.7%	15.9%
% of FP17s for the same patient ID Re-attending between 3 & 9 months - Children	3	260	1.2%	61.7%	60.6%	58.1%
% of FP17s for the same patient ID Re-attending between 3 & 9 months - Adults	35	1,022	3.4%	52.3%	52.0%	50.6%
% of FP17s for Band 1 Urgent Courses	36	592	6.1%	8.1%	9.6%	9.1%
% of FP17s Relating to Free Repair or Replacements	1	592	0.2%	0.7%	0.7%	0.8%
% of FP17s Relating to Continuations	6	592	1.0%	1.0%	1.0%	1.1%
% of Patients satisfied with the dentistry they have received	7	7	N/A	92.1%	91.6%	91.4%
% of Patients satisfied with the time they had to wait for an appointment	5	7	N/A	88.2%	87.9%	87.7%

* This is based on patients treated on this contract for their most recent course of treatment. Figures in italics indicate the base number of FP17s or Patient Questionnaire responses are less than 100. N/A is shown where the base number of responses is less than 10 during the period. % is calculated as Quantity/Base number*100

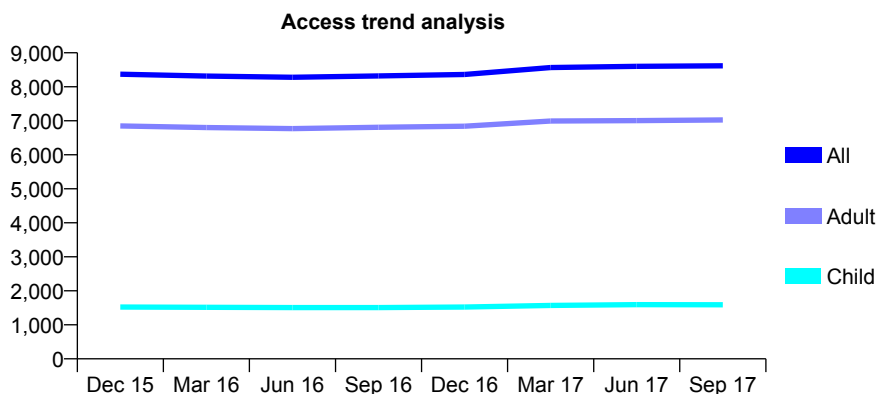
Q64 - Vital Signs At a Glance Contract Report for 187089/0001 - September 2017

Name or company name	Execudent Limited
Contract type name	GDS Contract
Purpose of contract	General
Contract start date	01/04/2012
Contract end date	

17/18 Contracted general activity (UDA)	29,491
Carry forward general activity (UDA)	0
17/18 Contracted orthodontic activity (UOA)	0
Carry forward orthodontic activity (UOA)	0
Baseline contract value	£605,755.90

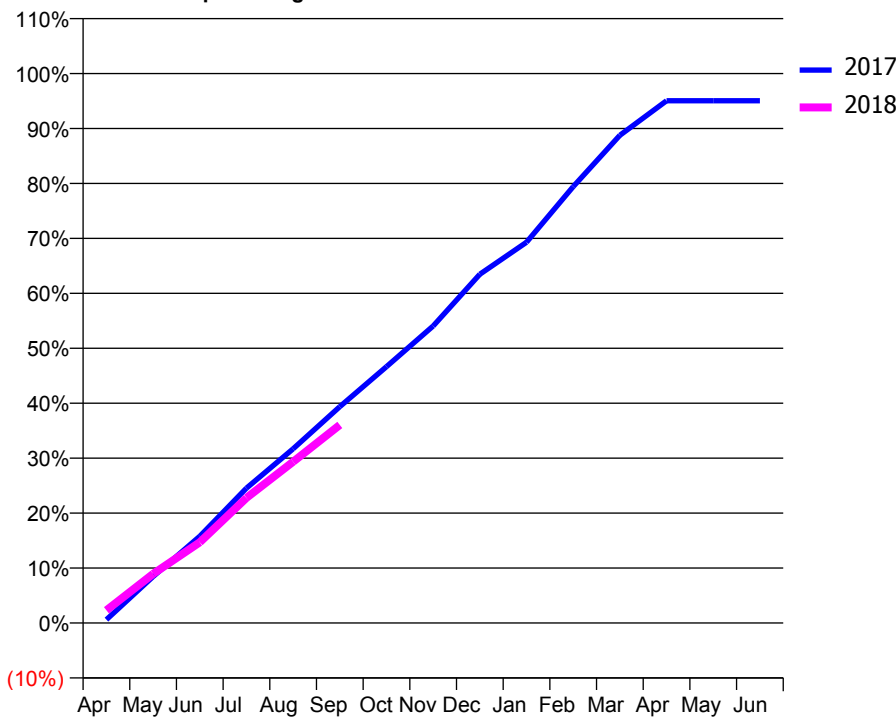
ACCESS*

Patients seen in 24 months	Total	Change since previous quarter
Quarter ending September 2016	8,319	
Quarter ending December 2016	8,362	→
Quarter ending March 2017	8,566	↑
Quarter ending June 2017	8,601	→
Quarter ending September 2017	8,618	→
Variance since September 2016	3.6%	↑



ACTIVITY

Cumulative percentage of contracted UDA delivered 2017 & 2018



Adjusted Scheduled Activity (UDA)

Month	2017	2018
April	179	683
May	2,495	2,637
June	4,653	4,336
July	7,238	6,717
August	9,350	8,656
September	11,613	10,631
October	13,758	
November	15,941	
December	18,717	
January	20,434	
February	23,423	
March	26,177	
April	28,027	
May	28,027	
June	28,027	

QUALITY

	Quantity	Base Number	Contract	AT	Region	England
% of FP17s for the same patient ID Re-attending within 3 months - Children	42	1,090	3.9%	9.1%	11.4%	11.9%
% of FP17s for the same patient ID Re-attending within 3 months - Adults	410	4,540	9.0%	13.4%	15.7%	15.9%
% of FP17s for the same patient ID Re-attending between 3 & 9 months - Children	563	1,090	51.7%	61.7%	60.6%	58.1%
% of FP17s for the same patient ID Re-attending between 3 & 9 months - Adults	2,167	4,540	47.7%	52.3%	52.0%	50.6%
% of FP17s for Band 1 Urgent Courses	247	4,964	5.0%	8.1%	9.6%	9.1%
% of FP17s Relating to Free Repair or Replacements	34	4,964	0.7%	0.7%	0.7%	0.8%
% of FP17s Relating to Continuations	25	4,964	0.5%	1.0%	1.0%	1.1%
% of Patients satisfied with the dentistry they have received	36	37	97.3%	92.1%	91.6%	91.4%
% of Patients satisfied with the time they had to wait for an appointment	37	37	100.0%	88.2%	87.9%	87.7%

* This is based on patients treated on this contract for their most recent course of treatment. Figures in italics indicate the base number of FP17s or Patient Questionnaire responses are less than 100. N/A is shown where the base number of responses is less than 10 during the period. % is calculated as Quantity/Base number*100

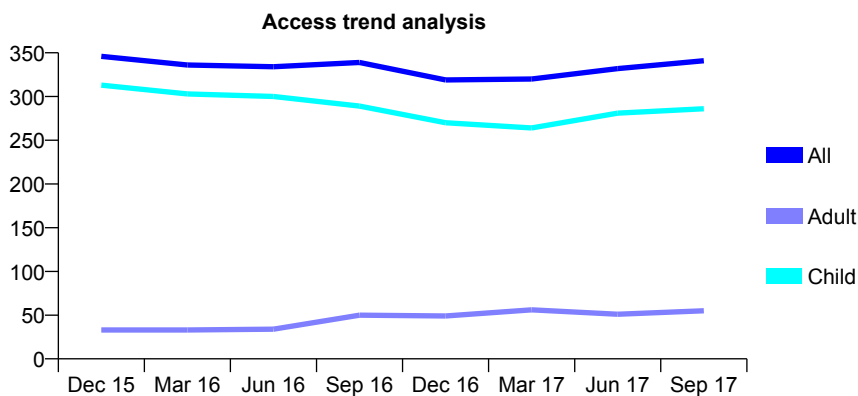
Q64 - Vital Signs At a Glance Contract Report for 191221/0001 - September 2017

Name or company name	Mid Wessex Orthodontic Clinic
Contract type name	GDS Contract
Purpose of contract	General and Orthodontic
Contract start date	01/03/2013
Contract end date	

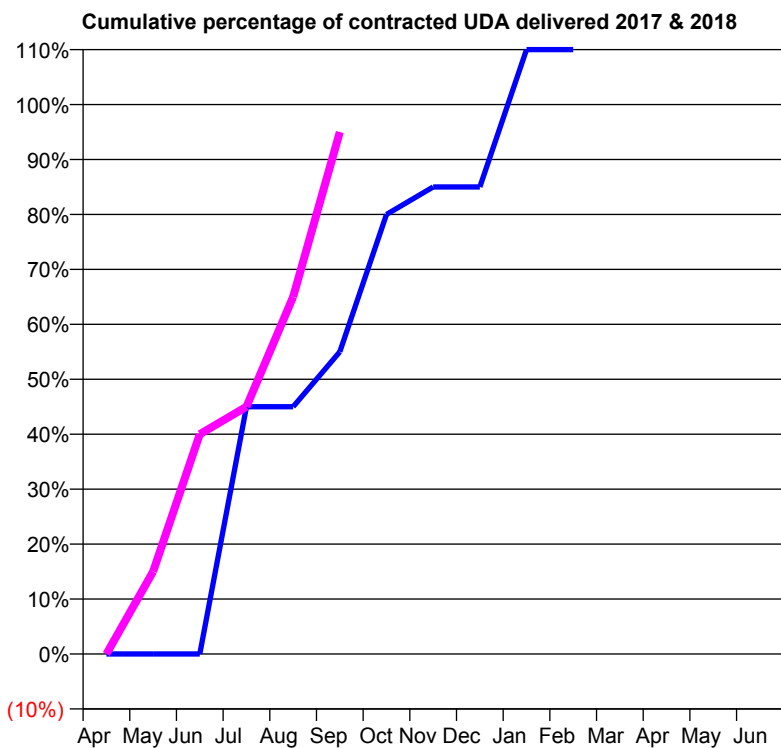
17/18 Contracted general activity (UDA)	20
Carry forward general activity (UDA)	0
17/18 Contracted orthodontic activity (UOA)	4,147
Carry forward orthodontic activity (UOA)	82
Baseline contract value	£275,552.18

ACCESS*

Patients seen in 24 months	Total	Change since previous quarter
Quarter ending September 2016	339	
Quarter ending December 2016	319	↓
Quarter ending March 2017	320	→
Quarter ending June 2017	332	↑
Quarter ending September 2017	341	↑
Variance since September 2016	0.6%	→



ACTIVITY



Month	Adjusted Scheduled Activity (UDA)	
	2017	2018
April	0	0
May	0	3
June	0	8
July	9	9
August	9	13
September	11	19
October	16	
November	17	
December	17	
January	22	
February	22	
March	24	
April	24	
May	24	
June	24	

QUALITY

	Quantity	Base Number	Contract	AT	Region	England
% of FP17s for the same patient ID Re-attending within 3 months - Children	0	320	0.0%	9.1%	11.4%	11.9%
% of FP17s for the same patient ID Re-attending within 3 months - Adults	0	28	0.0%	13.4%	15.7%	15.9%
% of FP17s for the same patient ID Re-attending between 3 & 9 months - Children	1	320	0.3%	61.7%	60.6%	58.1%
% of FP17s for the same patient ID Re-attending between 3 & 9 months - Adults	1	28	3.6%	52.3%	52.0%	50.6%
% of FP17s for Band 1 Urgent Courses	0	19	0.0%	8.1%	9.6%	9.1%
% of FP17s Relating to Free Repair or Replacements	0	19	0.0%	0.7%	0.7%	0.8%
% of FP17s Relating to Continuations	0	19	0.0%	1.0%	1.0%	1.1%
% of Patients satisfied with the dentistry they have received	0	0	N/A	92.1%	91.6%	91.4%
% of Patients satisfied with the time they had to wait for an appointment	0	0	N/A	88.2%	87.9%	87.7%

* This is based on patients treated on this contract for their most recent course of treatment. Figures in italics indicate the base number of FP17s or Patient Questionnaire responses are less than 100. N/A is shown where the base number of responses is less than 10 during the period. % is calculated as Quantity/Base number*100

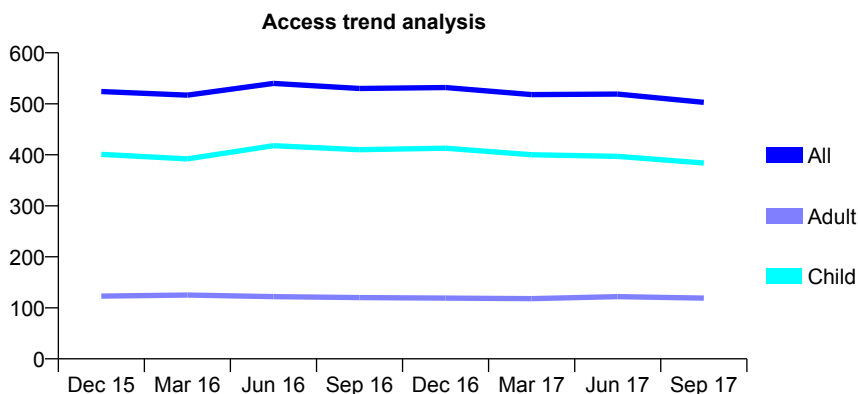
Q64 - Vital Signs At a Glance Contract Report for 193046/0001 - September 2017

Name or company name	Mr Ahmed Giaziri
Contract type name	GDS Contract
Purpose of contract	General
Contract start date	20/11/2013
Contract end date	

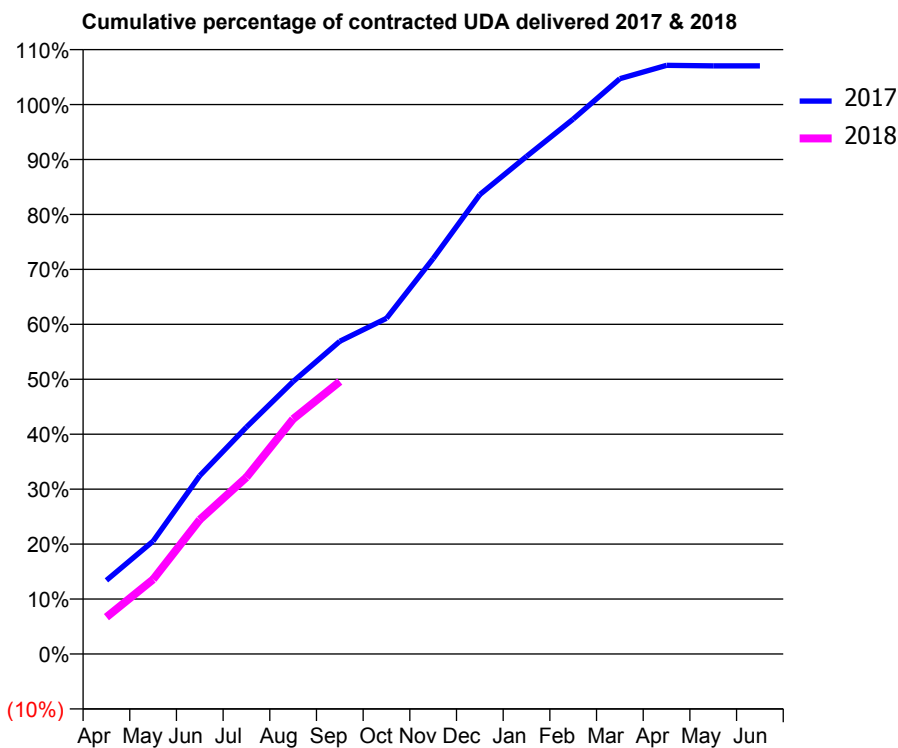
17/18 Contracted general activity (UDA)	1,000
Carry forward general activity (UDA)	-20
17/18 Contracted orthodontic activity (UOA)	0
Carry forward orthodontic activity (UOA)	0
Baseline contract value	£24,052.59

ACCESS*

Patients seen in 24 months	Total	Change since previous quarter
Quarter ending September 2016	530	
Quarter ending December 2016	532	→
Quarter ending March 2017	518	↓
Quarter ending June 2017	519	→
Quarter ending September 2017	503	↓
Variance since September 2016	(5.1%)	↓



ACTIVITY



Adjusted Scheduled Activity (UDA)		
Month	2017	2018
April	134	67
May	205	136
June	325	245
July	413	322
August	496	428
September	569	496
October	611	
November	720	
December	836	
January	905	
February	973	
March	1,047	
April	1,071	
May	1,070	
June	1,070	

QUALITY

	Quantity	Base Number	Contract	AT	Region	England
% of FP17s for the same patient ID Re-attending within 3 months - Children	9	305	3.0%	9.1%	11.4%	11.9%
% of FP17s for the same patient ID Re-attending within 3 months - Adults	6	64	9.4%	13.4%	15.7%	15.9%
% of FP17s for the same patient ID Re-attending between 3 & 9 months - Children	211	305	69.2%	61.7%	60.6%	58.1%
% of FP17s for the same patient ID Re-attending between 3 & 9 months - Adults	43	64	67.2%	52.3%	52.0%	50.6%
% of FP17s for Band 1 Urgent Courses	14	353	4.0%	8.1%	9.6%	9.1%
% of FP17s Relating to Free Repair or Replacements	0	353	0.0%	0.7%	0.7%	0.8%
% of FP17s Relating to Continuations	0	353	0.0%	1.0%	1.0%	1.1%
% of Patients satisfied with the dentistry they have received	2	2	N/A	92.1%	91.6%	91.4%
% of Patients satisfied with the time they had to wait for an appointment	2	2	N/A	88.2%	87.9%	87.7%

* This is based on patients treated on this contract for their most recent course of treatment. Figures in italics indicate the base number of FP17s or Patient Questionnaire responses are less than 100. N/A is shown where the base number of responses is less than 10 during the period. % is calculated as Quantity/Base number*100

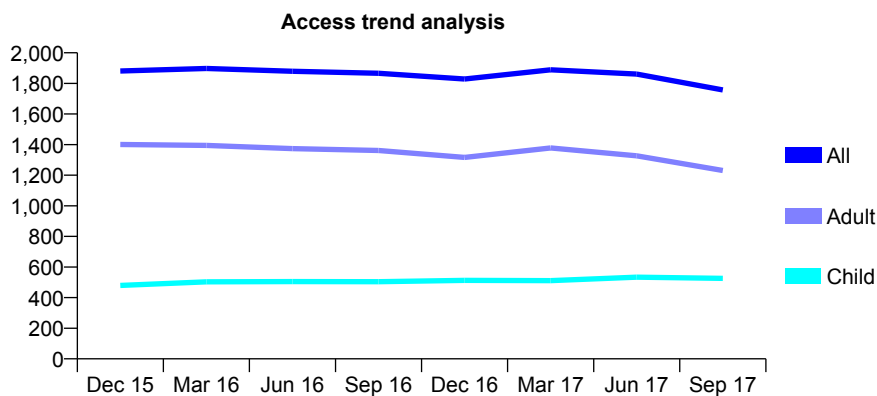
Q64 - Vital Signs At a Glance Contract Report for 194360/0001 - September 2017

Name or company name	Dr M Alizadeh
Contract type name	GDS Contract
Purpose of contract	General
Contract start date	01/11/2010
Contract end date	

17/18 Contracted general activity (UDA)	7,052
Carry forward general activity (UDA)	0
17/18 Contracted orthodontic activity (UOA)	0
Carry forward orthodontic activity (UOA)	0
Baseline contract value	£166,374.94

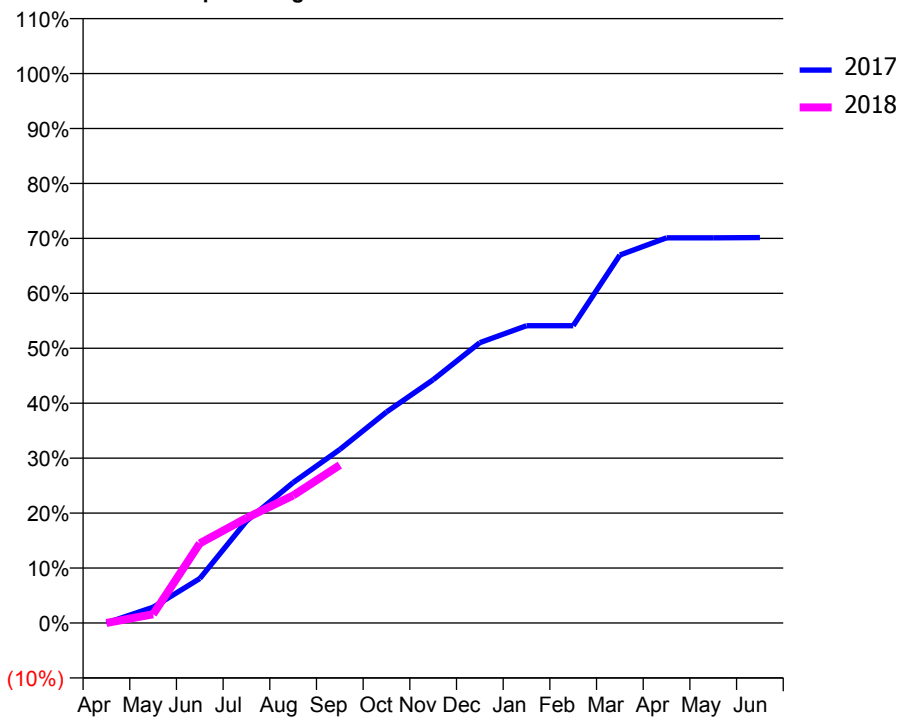
ACCESS*

Patients seen in 24 months	Total	Change since previous quarter
Quarter ending September 2016	1,866	
Quarter ending December 2016	1,829	↓
Quarter ending March 2017	1,889	↑
Quarter ending June 2017	1,861	↓
Quarter ending September 2017	1,757	↓
Variance since September 2016	(5.8%)	↓



ACTIVITY

Cumulative percentage of contracted UDA delivered 2017 & 2018



Month	Adjusted Scheduled Activity (UDA)	
	2017	2018
April	0	0
May	204	112
June	571	1,022
July	1,309	1,348
August	1,803	1,637
September	2,228	2,027
October	2,708	
November	3,123	
December	3,598	
January	3,816	
February	3,816	
March	4,722	
April	4,943	
May	4,943	
June	4,946	

QUALITY

	Quantity	Base Number	Contract	AT	Region	England
% of FP17s for the same patient ID Re-attending within 3 months - Children	23	392	5.9%	9.1%	11.4%	11.9%
% of FP17s for the same patient ID Re-attending within 3 months - Adults	117	906	12.9%	13.4%	15.7%	15.9%
% of FP17s for the same patient ID Re-attending between 3 & 9 months - Children	175	392	44.6%	61.7%	60.6%	58.1%
% of FP17s for the same patient ID Re-attending between 3 & 9 months - Adults	376	906	41.5%	52.3%	52.0%	50.6%
% of FP17s for Band 1 Urgent Courses	64	1,198	5.3%	8.1%	9.6%	9.1%
% of FP17s Relating to Free Repair or Replacements	19	1,198	1.6%	0.7%	0.7%	0.8%
% of FP17s Relating to Continuations	52	1,198	4.3%	1.0%	1.0%	1.1%
% of Patients satisfied with the dentistry they have received	4	4	N/A	92.1%	91.6%	91.4%
% of Patients satisfied with the time they had to wait for an appointment	3	4	N/A	88.2%	87.9%	87.7%

* This is based on patients treated on this contract for their most recent course of treatment. Figures in italics indicate the base number of FP17s or Patient Questionnaire responses are less than 100. N/A is shown where the base number of responses is less than 10 during the period. % is calculated as Quantity/Base number*100

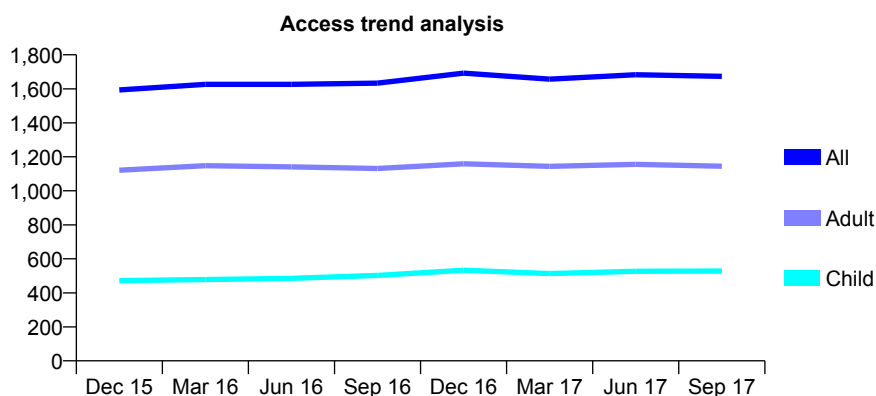
Q64 - Vital Signs At a Glance Contract Report for 198013/0001 - September 2017

Name or company name	Mr M Monsef
Contract type name	GDS Contract
Purpose of contract	General
Contract start date	01/01/2012
Contract end date	

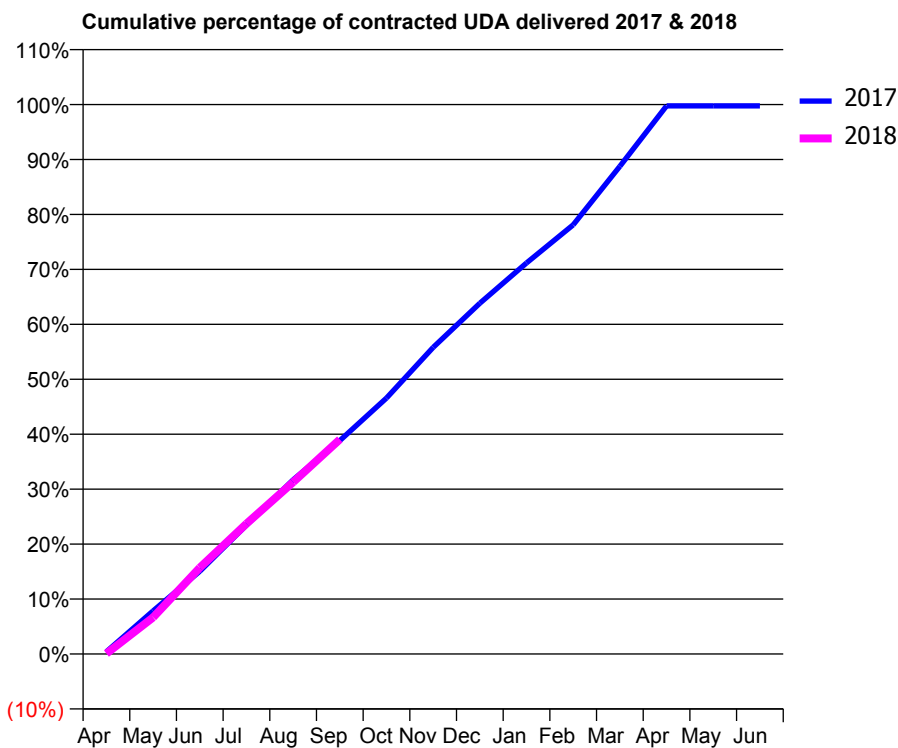
17/18 Contracted general activity (UDA)	6,000
Carry forward general activity (UDA)	15
17/18 Contracted orthodontic activity (UOA)	0
Carry forward orthodontic activity (UOA)	0
Baseline contract value	£141,609.33

ACCESS*

Patients seen in 24 months	Total	Change since previous quarter
Quarter ending September 2016	1,633	
Quarter ending December 2016	1,692	↑
Quarter ending March 2017	1,657	↓
Quarter ending June 2017	1,683	→
Quarter ending September 2017	1,673	→
Variance since September 2016	2.4%	↑



ACTIVITY



Month	Adjusted Scheduled Activity (UDA)	
	2017	2018
April	26	5
May	471	399
June	903	943
July	1,408	1,423
August	1,902	1,876
September	2,330	2,344
October	2,795	
November	3,348	
December	3,831	
January	4,270	
February	4,686	
March	5,326	
April	5,985	
May	5,985	
June	5,985	

QUALITY

	Quantity	Base Number	Contract	AT	Region	England
% of FP17s for the same patient ID Re-attending within 3 months - Children	18	408	4.4%	9.1%	11.4%	11.9%
% of FP17s for the same patient ID Re-attending within 3 months - Adults	71	863	8.2%	13.4%	15.7%	15.9%
% of FP17s for the same patient ID Re-attending between 3 & 9 months - Children	272	408	66.7%	61.7%	60.6%	58.1%
% of FP17s for the same patient ID Re-attending between 3 & 9 months - Adults	605	863	70.1%	52.3%	52.0%	50.6%
% of FP17s for Band 1 Urgent Courses	49	1,023	4.8%	8.1%	9.6%	9.1%
% of FP17s Relating to Free Repair or Replacements	3	1,023	0.3%	0.7%	0.7%	0.8%
% of FP17s Relating to Continuations	5	1,023	0.5%	1.0%	1.0%	1.1%
% of Patients satisfied with the dentistry they have received	11	11	100.0%	92.1%	91.6%	91.4%
% of Patients satisfied with the time they had to wait for an appointment	11	11	100.0%	88.2%	87.9%	87.7%

* This is based on patients treated on this contract for their most recent course of treatment. Figures in italics indicate the base number of FP17s or Patient Questionnaire responses are less than 100. N/A is shown where the base number of responses is less than 10 during the period. % is calculated as Quantity/Base number*100

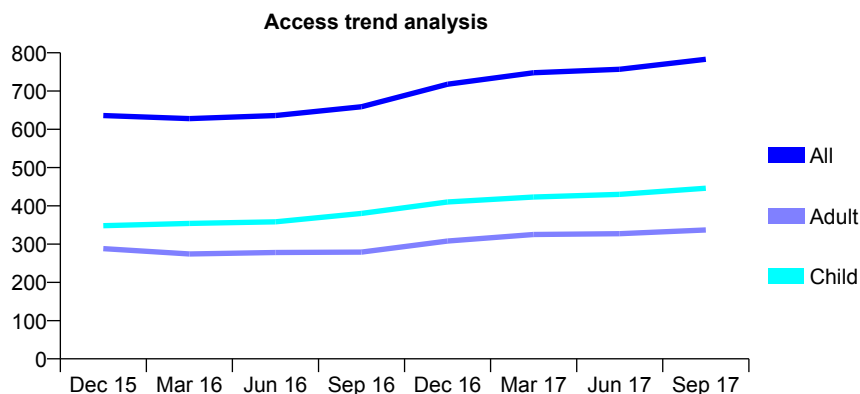
Q64 - Vital Signs At a Glance Contract Report for 198137/0001 - September 2017

Name or company name	London Road Dental Practice
Contract type name	GDS Contract
Purpose of contract	General
Contract start date	01/10/2012
Contract end date	

17/18 Contracted general activity (UDA)	1,673
Carry forward general activity (UDA)	-31
17/18 Contracted orthodontic activity (UOA)	0
Carry forward orthodontic activity (UOA)	0
Baseline contract value	£35,791.92

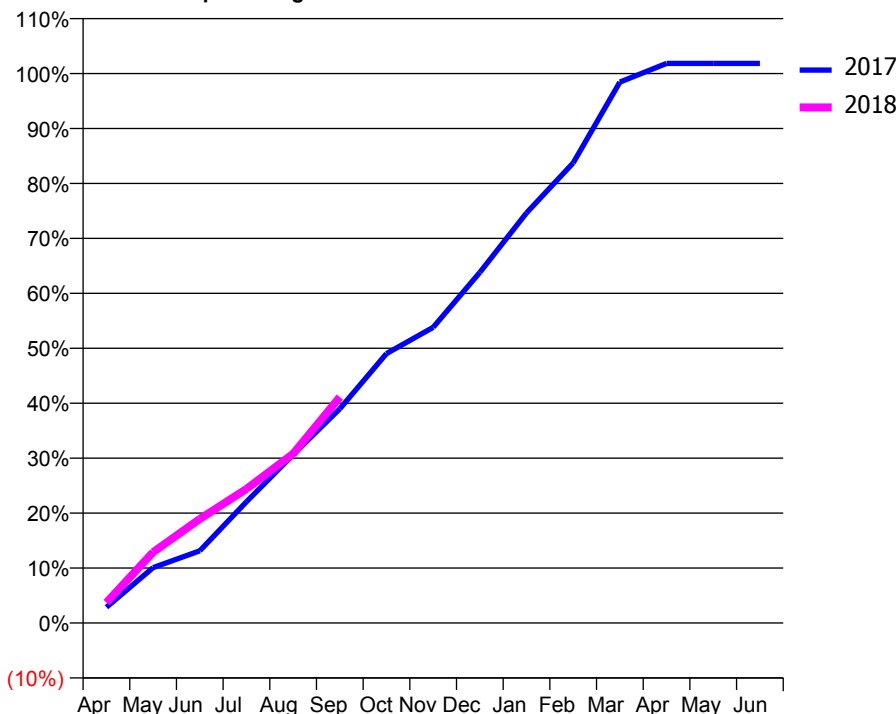
ACCESS*

Patients seen in 24 months	Total	Change since previous quarter
Quarter ending September 2016	659	
Quarter ending December 2016	718	↑
Quarter ending March 2017	748	↑
Quarter ending June 2017	757	→
Quarter ending September 2017	783	↑
Variance since September 2016	18.8%	↑



ACTIVITY

Cumulative percentage of contracted UDA delivered 2017 & 2018



Adjusted Scheduled Activity (UDA)

Month	2017	2018
April	48	62
May	169	216
June	220	317
July	369	408
August	512	515
September	652	688
October	820	
November	900	
December	1,068	
January	1,249	
February	1,401	
March	1,647	
April	1,704	
May	1,704	
June	1,704	

QUALITY

	Quantity	Base Number	Contract	AT	Region	England
% of FP17s for the same patient ID Re-attending within 3 months - Children	12	356	3.4%	9.1%	11.4%	11.9%
% of FP17s for the same patient ID Re-attending within 3 months - Adults	10	173	5.8%	13.4%	15.7%	15.9%
% of FP17s for the same patient ID Re-attending between 3 & 9 months - Children	258	356	72.5%	61.7%	60.6%	58.1%
% of FP17s for the same patient ID Re-attending between 3 & 9 months - Adults	115	173	66.5%	52.3%	52.0%	50.6%
% of FP17s for Band 1 Urgent Courses	20	492	4.1%	8.1%	9.6%	9.1%
% of FP17s Relating to Free Repair or Replacements	0	492	0.0%	0.7%	0.7%	0.8%
% of FP17s Relating to Continuations	0	492	0.0%	1.0%	1.0%	1.1%
% of Patients satisfied with the dentistry they have received	1	1	N/A	92.1%	91.6%	91.4%
% of Patients satisfied with the time they had to wait for an appointment	1	1	N/A	88.2%	87.9%	87.7%

* This is based on patients treated on this contract for their most recent course of treatment. Figures in italics indicate the base number of FP17s or Patient Questionnaire responses are less than 100. N/A is shown where the base number of responses is less than 10 during the period. % is calculated as Quantity/Base number*100

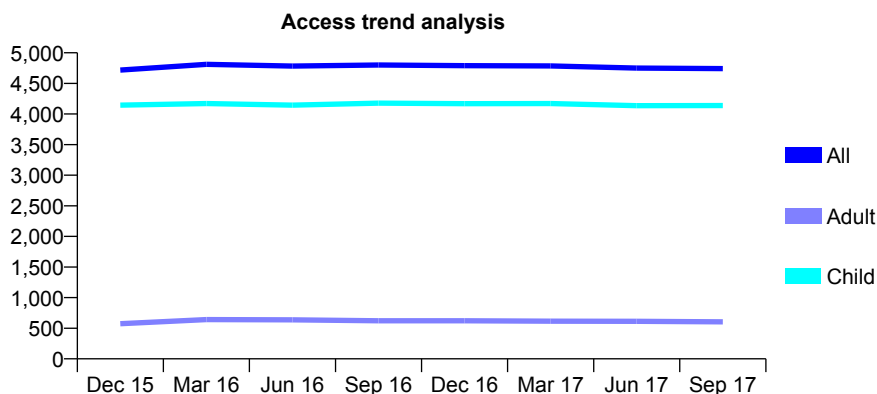
Q64 - Vital Signs At a Glance Contract Report for 198846/0001 - September 2017

Name or company name	St James Dental - Quedgeley
Contract type name	GDS Contract
Purpose of contract	General
Contract start date	01/04/2014
Contract end date	

17/18 Contracted general activity (UDA)	13,750
Carry forward general activity (UDA)	0
17/18 Contracted orthodontic activity (UOA)	0
Carry forward orthodontic activity (UOA)	0
Baseline contract value	£321,954.20

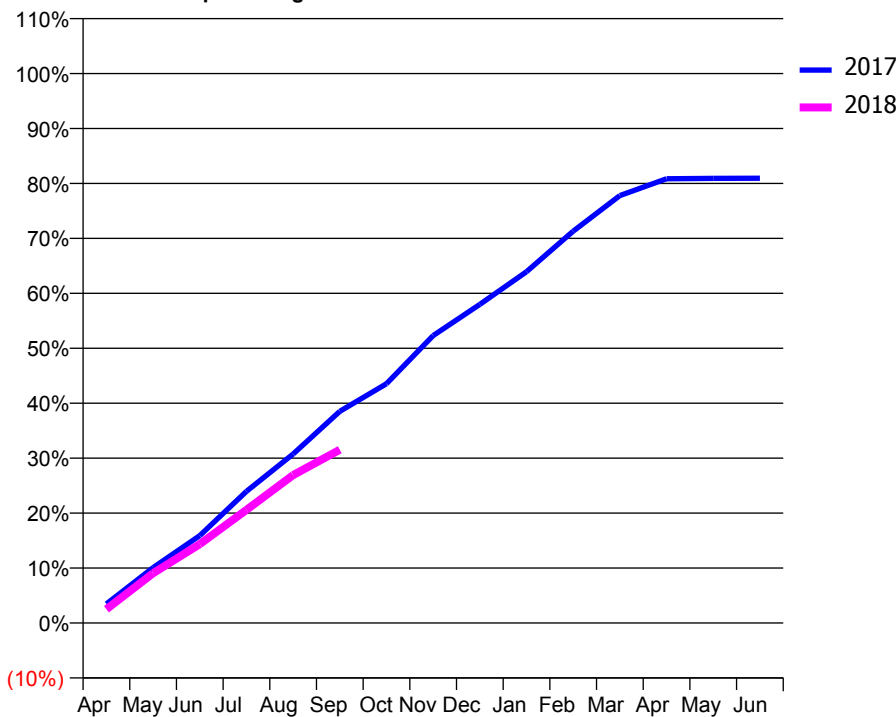
ACCESS*

Patients seen in 24 months	Total	Change since previous quarter
Quarter ending September 2016	4,800	
Quarter ending December 2016	4,789	→
Quarter ending March 2017	4,786	→
Quarter ending June 2017	4,750	→
Quarter ending September 2017	4,742	→
Variance since September 2016	(1.2%)	↓



ACTIVITY

Cumulative percentage of contracted UDA delivered 2017 & 2018



Month	Adjusted Scheduled Activity (UDA)	
	2017	2018
April	479	345
May	1,388	1,246
June	2,187	1,975
July	3,296	2,831
August	4,228	3,701
September	5,297	4,336
October	5,986	
November	7,193	
December	7,973	
January	8,789	
February	9,806	
March	10,697	
April	11,117	
May	11,128	
June	11,130	

QUALITY

	Quantity	Base Number	Contract	AT	Region	England
% of FP17s for the same patient ID Re-attending within 3 months - Children	451	3,602	12.5%	9.1%	11.4%	11.9%
% of FP17s for the same patient ID Re-attending within 3 months - Adults	17	157	10.8%	13.4%	15.7%	15.9%
% of FP17s for the same patient ID Re-attending between 3 & 9 months - Children	2,521	3,602	70.0%	61.7%	60.6%	58.1%
% of FP17s for the same patient ID Re-attending between 3 & 9 months - Adults	116	157	73.9%	52.3%	52.0%	50.6%
% of FP17s for Band 1 Urgent Courses	189	3,436	5.5%	8.1%	9.6%	9.1%
% of FP17s Relating to Free Repair or Replacements	5	3,436	0.1%	0.7%	0.7%	0.8%
% of FP17s Relating to Continuations	1	3,436	0.0%	1.0%	1.0%	1.1%
% of Patients satisfied with the dentistry they have received	7	7	N/A	92.1%	91.6%	91.4%
% of Patients satisfied with the time they had to wait for an appointment	6	7	N/A	88.2%	87.9%	87.7%

* This is based on patients treated on this contract for their most recent course of treatment. Figures in italics indicate the base number of FP17s or Patient Questionnaire responses are less than 100. N/A is shown where the base number of responses is less than 10 during the period. % is calculated as Quantity/Base number*100

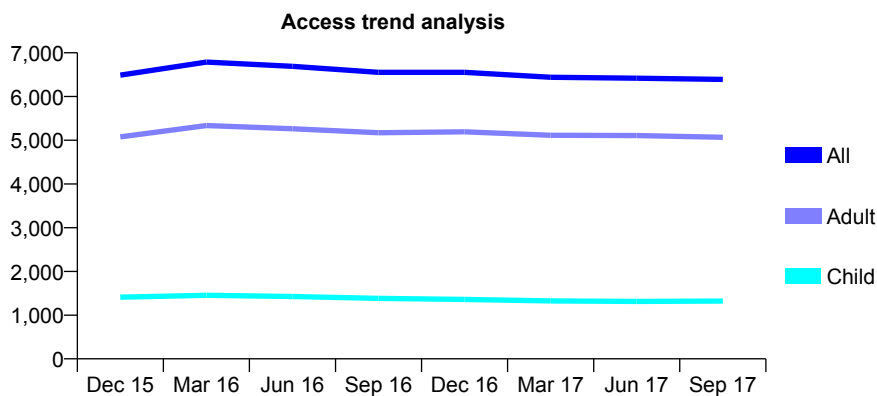
Q64 - Vital Signs At a Glance Contract Report for 198854/0001 - September 2017

Name or company name	Thomas, Huws & Associates
Contract type name	GDS Contract
Purpose of contract	General
Contract start date	01/04/2014
Contract end date	

17/18 Contracted general activity (UDA)	17,471
Carry forward general activity (UDA)	0
17/18 Contracted orthodontic activity (UOA)	0
Carry forward orthodontic activity (UOA)	0
Baseline contract value	£376,334.06

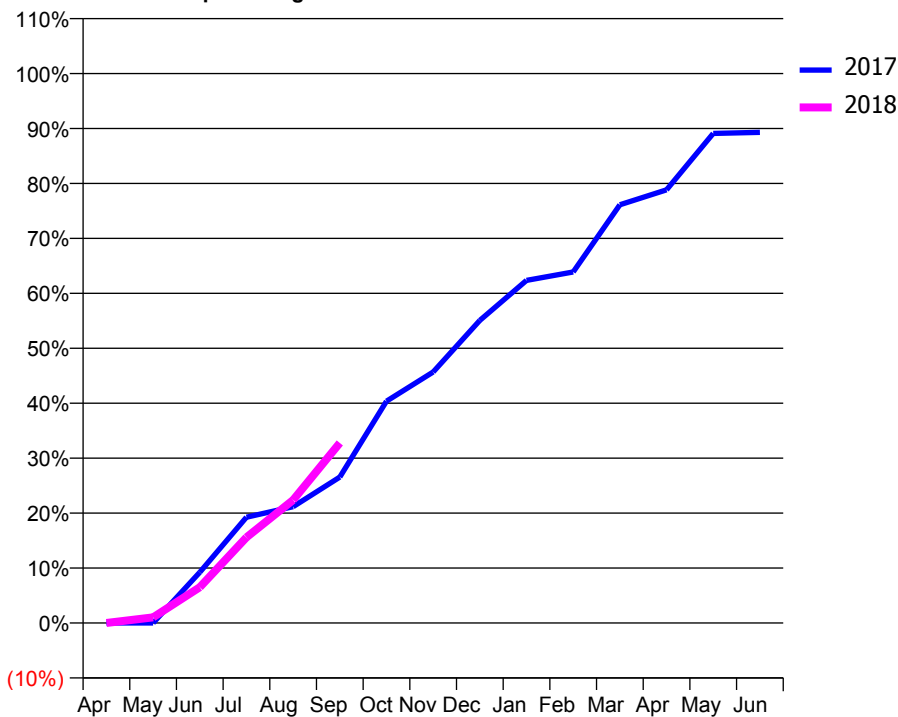
ACCESS*

Patients seen in 24 months	Total	Change since previous quarter
Quarter ending September 2016	6,553	
Quarter ending December 2016	6,552	→
Quarter ending March 2017	6,440	↓
Quarter ending June 2017	6,420	→
Quarter ending September 2017	6,391	→
Variance since September 2016	(2.5%)	↓



ACTIVITY

Cumulative percentage of contracted UDA delivered 2017 & 2018



Adjusted Scheduled Activity (UDA)

Month	2017	2018
April	0	0
May	0	182
June	1,613	1,138
July	3,363	2,726
August	3,698	3,913
September	4,640	5,724
October	7,052	
November	7,981	
December	9,624	
January	10,895	
February	11,161	
March	13,300	
April	13,774	
May	15,566	
June	15,599	

QUALITY

	Quantity	Base Number	Contract	AT	Region	England
% of FP17s for the same patient ID Re-attending within 3 months - Children	63	919	6.9%	9.1%	11.4%	11.9%
% of FP17s for the same patient ID Re-attending within 3 months - Adults	420	3,407	12.3%	13.4%	15.7%	15.9%
% of FP17s for the same patient ID Re-attending between 3 & 9 months - Children	485	919	52.8%	61.7%	60.6%	58.1%
% of FP17s for the same patient ID Re-attending between 3 & 9 months - Adults	1,909	3,407	56.0%	52.3%	52.0%	50.6%
% of FP17s for Band 1 Urgent Courses	153	3,273	4.7%	8.1%	9.6%	9.1%
% of FP17s Relating to Free Repair or Replacements	15	3,273	0.5%	0.7%	0.7%	0.8%
% of FP17s Relating to Continuations	18	3,273	0.5%	1.0%	1.0%	1.1%
% of Patients satisfied with the dentistry they have received	29	31	93.5%	92.1%	91.6%	91.4%
% of Patients satisfied with the time they had to wait for an appointment	31	31	100.0%	88.2%	87.9%	87.7%

* This is based on patients treated on this contract for their most recent course of treatment. Figures in italics indicate the base number of FP17s or Patient Questionnaire responses are less than 100. N/A is shown where the base number of responses is less than 10 during the period. % is calculated as Quantity/Base number*100

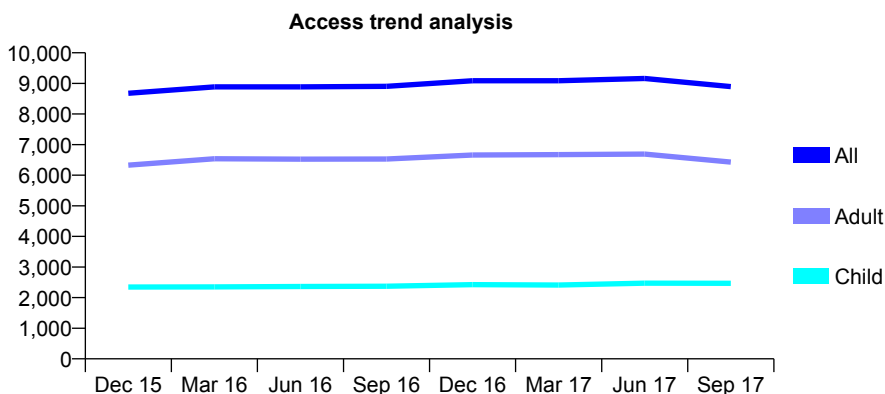
Q64 - Vital Signs At a Glance Contract Report for 199648/0001 - September 2017

Name or company name	opaleye & middlefell ltd
Contract type name	GDS Contract
Purpose of contract	General
Contract start date	06/09/2010
Contract end date	

17/18 Contracted general activity (UDA)	24,000
Carry forward general activity (UDA)	-480
17/18 Contracted orthodontic activity (UOA)	0
Carry forward orthodontic activity (UOA)	0
Baseline contract value	£604,173.28

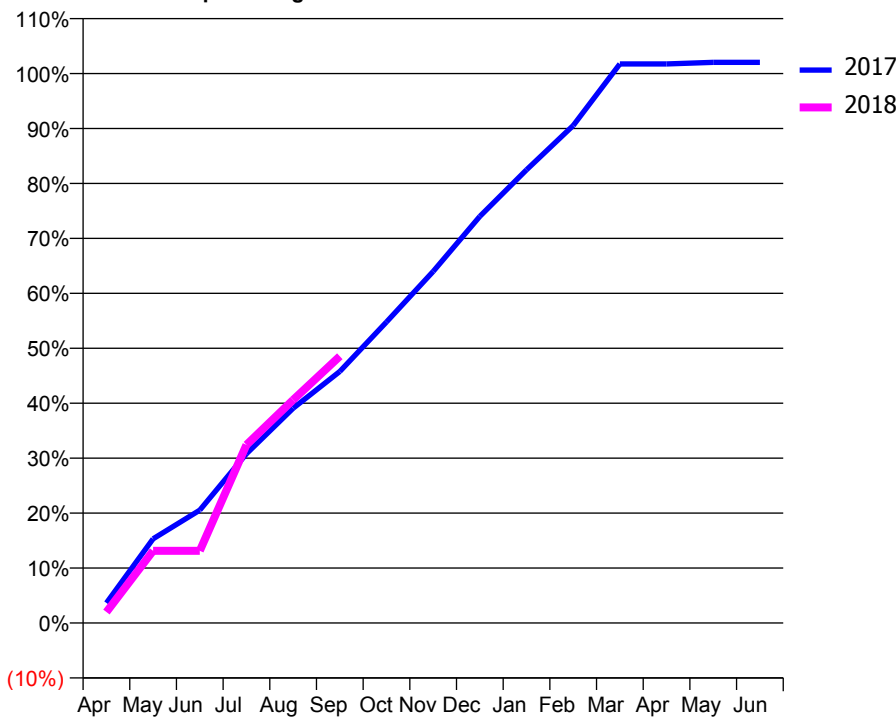
ACCESS*

Patients seen in 24 months	Total	Change since previous quarter
Quarter ending September 2016	8,904	
Quarter ending December 2016	9,085	↑
Quarter ending March 2017	9,088	→
Quarter ending June 2017	9,163	→
Quarter ending September 2017	8,895	↓
Variance since September 2016	(0.1%)	→



ACTIVITY

Cumulative percentage of contracted UDA delivered 2017 & 2018



Month	Adjusted Scheduled Activity (UDA)	
	2017	2018
April	874	480
May	3,676	3,153
June	4,930	3,153
July	7,393	7,781
August	9,379	9,747
September	10,987	11,652
October	13,146	
November	15,353	
December	17,762	
January	19,793	
February	21,725	
March	24,417	
April	24,417	
May	24,490	
June	24,490	

QUALITY

	Quantity	Base Number	Contract	AT	Region	England
% of FP17s for the same patient ID Re-attending within 3 months - Children	114	1,895	6.0%	9.1%	11.4%	11.9%
% of FP17s for the same patient ID Re-attending within 3 months - Adults	527	3,136	16.8%	13.4%	15.7%	15.9%
% of FP17s for the same patient ID Re-attending between 3 & 9 months - Children	1,265	1,895	66.8%	61.7%	60.6%	58.1%
% of FP17s for the same patient ID Re-attending between 3 & 9 months - Adults	1,567	3,136	50.0%	52.3%	52.0%	50.6%
% of FP17s for Band 1 Urgent Courses	508	4,990	10.2%	8.1%	9.6%	9.1%
% of FP17s Relating to Free Repair or Replacements	36	4,990	0.7%	0.7%	0.7%	0.8%
% of FP17s Relating to Continuations	99	4,990	2.0%	1.0%	1.0%	1.1%
% of Patients satisfied with the dentistry they have received	28	30	93.3%	92.1%	91.6%	91.4%
% of Patients satisfied with the time they had to wait for an appointment	29	30	96.7%	88.2%	87.9%	87.7%

* This is based on patients treated on this contract for their most recent course of treatment. Figures in italics indicate the base number of FP17s or Patient Questionnaire responses are less than 100. N/A is shown where the base number of responses is less than 10 during the period. % is calculated as Quantity/Base number*100

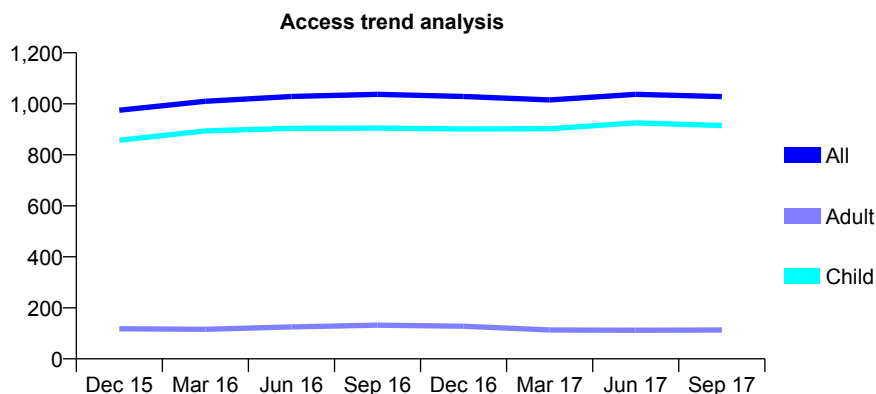
Q64 - Vital Signs At a Glance Contract Report for 233544/0001 - September 2017

Name or company name	MR D LYONS
Contract type name	GDS Contract
Purpose of contract	General and Orthodontic
Contract start date	01/03/2008
Contract end date	

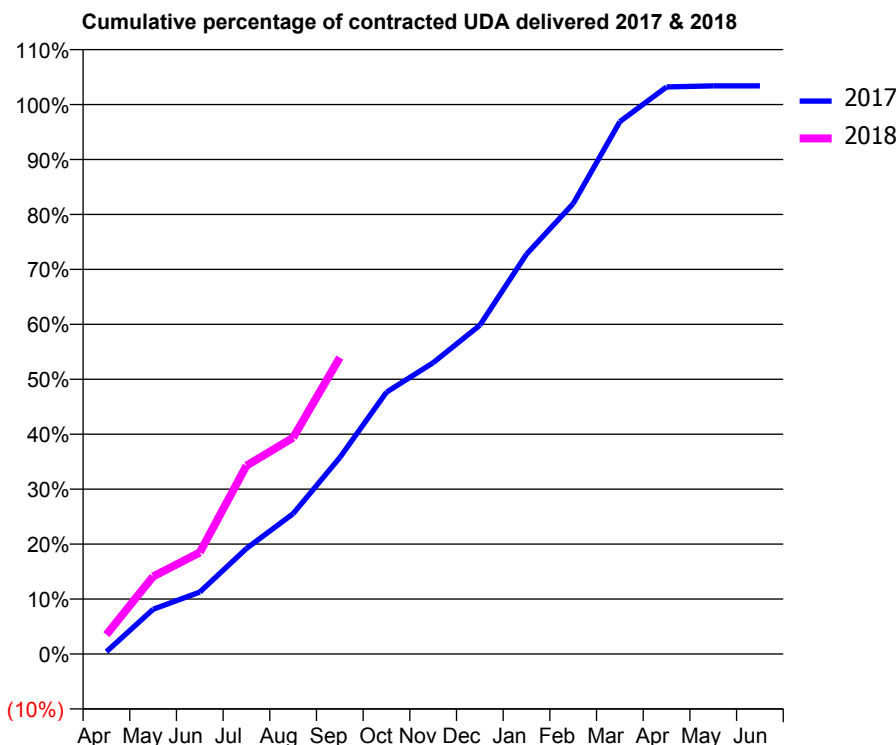
17/18 Contracted general activity (UDA)	1,909
Carry forward general activity (UDA)	-38
17/18 Contracted orthodontic activity (UOA)	1,002
Carry forward orthodontic activity (UOA)	0
Baseline contract value	£113,951.36

ACCESS*

Patients seen in 24 months	Total	Change since previous quarter
Quarter ending September 2016	1,037	
Quarter ending December 2016	1,029	→
Quarter ending March 2017	1,015	↓
Quarter ending June 2017	1,037	↑
Quarter ending September 2017	1,028	→
Variance since September 2016	(0.9%)	→



ACTIVITY



Month	Adjusted Scheduled Activity (UDA)	
	2017	2018
April	8	67
May	155	270
June	215	353
July	367	654
August	488	752
September	682	1,030
October	910	
November	1,012	
December	1,142	
January	1,389	
February	1,565	
March	1,849	
April	1,970	
May	1,974	
June	1,974	

QUALITY

	Quantity	Base Number	Contract	AT	Region	England
% of FP17s for the same patient ID Re-attending within 3 months - Children	61	797	7.7%	9.1%	11.4%	11.9%
% of FP17s for the same patient ID Re-attending within 3 months - Adults	1	24	4.2%	13.4%	15.7%	15.9%
% of FP17s for the same patient ID Re-attending between 3 & 9 months - Children	396	797	49.7%	61.7%	60.6%	58.1%
% of FP17s for the same patient ID Re-attending between 3 & 9 months - Adults	12	24	50.0%	52.3%	52.0%	50.6%
% of FP17s for Band 1 Urgent Courses	25	636	3.9%	8.1%	9.6%	9.1%
% of FP17s Relating to Free Repair or Replacements	0	636	0.0%	0.7%	0.7%	0.8%
% of FP17s Relating to Continuations	3	636	0.5%	1.0%	1.0%	1.1%
% of Patients satisfied with the dentistry they have received	2	2	N/A	92.1%	91.6%	91.4%
% of Patients satisfied with the time they had to wait for an appointment	2	2	N/A	88.2%	87.9%	87.7%

* This is based on patients treated on this contract for their most recent course of treatment. Figures in italics indicate the base number of FP17s or Patient Questionnaire responses are less than 100. N/A is shown where the base number of responses is less than 10 during the period. % is calculated as Quantity/Base number*100

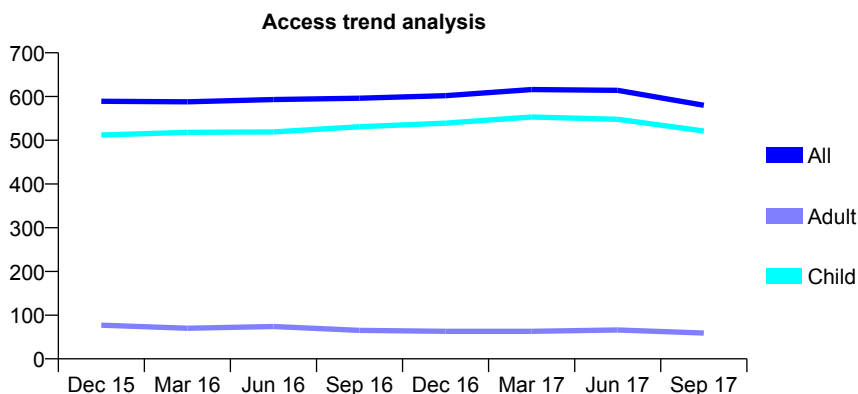
Q64 - Vital Signs At a Glance Contract Report for 235997/0001 - September 2017

Name or company name	MR MJ BASSETT-CROSS
Contract type name	GDS Contract
Purpose of contract	General and Orthodontic
Contract start date	01/04/2006
Contract end date	

17/18 Contracted general activity (UDA)	1,350
Carry forward general activity (UDA)	6
17/18 Contracted orthodontic activity (UOA)	837
Carry forward orthodontic activity (UOA)	0
Baseline contract value	£88,372.85

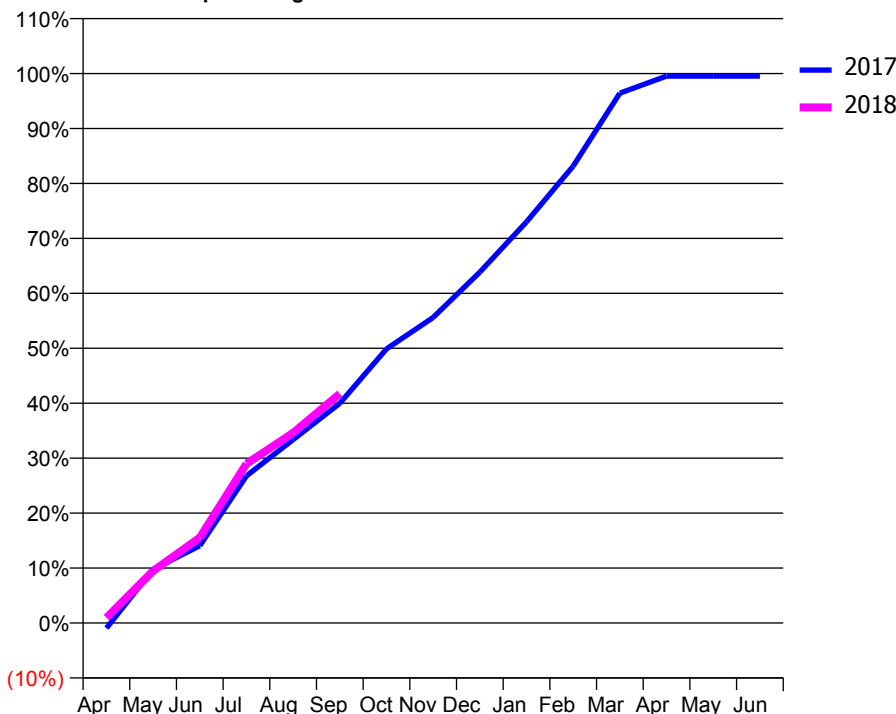
ACCESS*

Patients seen in 24 months	Total	Change since previous quarter
Quarter ending September 2016	596	
Quarter ending December 2016	602	→
Quarter ending March 2017	616	↑
Quarter ending June 2017	614	→
Quarter ending September 2017	580	↓
Variance since September 2016	(2.7%)	↓



ACTIVITY

Cumulative percentage of contracted UDA delivered 2017 & 2018



Adjusted Scheduled Activity (UDA)

Month	2017	2018
April	-13	13
May	132	128
June	190	210
July	361	391
August	451	467
September	540	563
October	673	
November	751	
December	862	
January	986	
February	1,123	
March	1,302	
April	1,344	
May	1,344	
June	1,344	

QUALITY

	Quantity	Base Number	Contract	AT	Region	England
% of FP17s for the same patient ID Re-attending within 3 months - Children	38	478	7.9%	9.1%	11.4%	11.9%
% of FP17s for the same patient ID Re-attending within 3 months - Adults	0	0	N/A	13.4%	15.7%	15.9%
% of FP17s for the same patient ID Re-attending between 3 & 9 months - Children	248	478	51.9%	61.7%	60.6%	58.1%
% of FP17s for the same patient ID Re-attending between 3 & 9 months - Adults	0	0	N/A	52.3%	52.0%	50.6%
% of FP17s for Band 1 Urgent Courses	16	421	3.8%	8.1%	9.6%	9.1%
% of FP17s Relating to Free Repair or Replacements	0	421	0.0%	0.7%	0.7%	0.8%
% of FP17s Relating to Continuations	3	421	0.7%	1.0%	1.0%	1.1%
% of Patients satisfied with the dentistry they have received	8	8	N/A	92.1%	91.6%	91.4%
% of Patients satisfied with the time they had to wait for an appointment	7	8	N/A	88.2%	87.9%	87.7%

* This is based on patients treated on this contract for their most recent course of treatment. Figures in italics indicate the base number of FP17s or Patient Questionnaire responses are less than 100. N/A is shown where the base number of responses is less than 10 during the period. % is calculated as Quantity/Base number*100

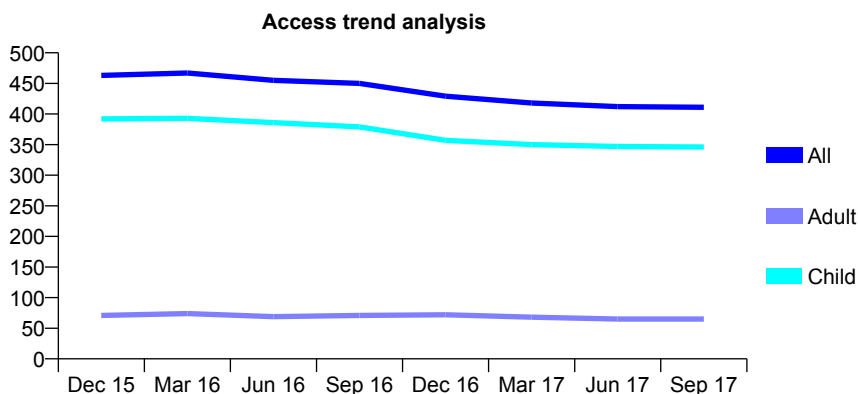
Q64 - Vital Signs At a Glance Contract Report for 237876/0001 - September 2017

Name or company name	MRS L JAMES
Contract type name	GDS Contract
Purpose of contract	General
Contract start date	01/04/2006
Contract end date	

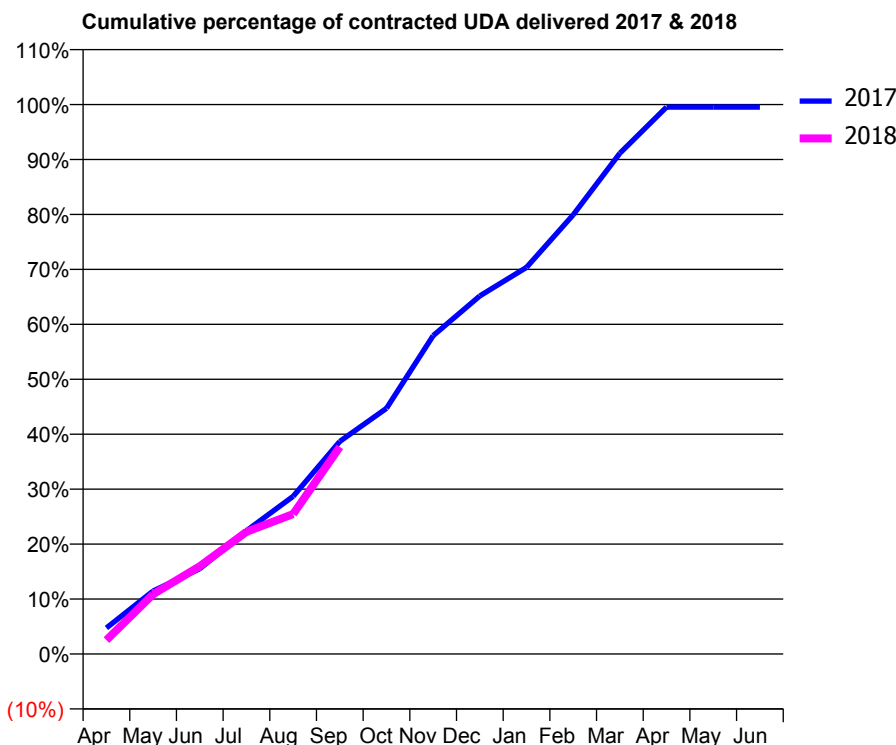
17/18 Contracted general activity (UDA)	870
Carry forward general activity (UDA)	4
17/18 Contracted orthodontic activity (UOA)	0
Carry forward orthodontic activity (UOA)	0
Baseline contract value	£21,371.57

ACCESS*

Patients seen in 24 months	Total	Change since previous quarter
Quarter ending September 2016	450	
Quarter ending December 2016	429	↓
Quarter ending March 2017	418	↓
Quarter ending June 2017	412	↓
Quarter ending September 2017	411	→
Variance since September 2016	(8.7%)	↓



ACTIVITY



Month	Adjusted Scheduled Activity (UDA)	
	2017	2018
April	41	22
May	100	95
June	135	139
July	195	193
August	250	222
September	337	328
October	389	
November	504	
December	567	
January	612	
February	695	
March	793	
April	866	
May	866	
June	866	

QUALITY

	Quantity	Base Number	Contract	AT	Region	England
% of FP17s for the same patient ID Re-attending within 3 months - Children	17	263	6.5%	9.1%	11.4%	11.9%
% of FP17s for the same patient ID Re-attending within 3 months - Adults	1	21	4.8%	13.4%	15.7%	15.9%
% of FP17s for the same patient ID Re-attending between 3 & 9 months - Children	176	263	66.9%	61.7%	60.6%	58.1%
% of FP17s for the same patient ID Re-attending between 3 & 9 months - Adults	13	21	61.9%	52.3%	52.0%	50.6%
% of FP17s for Band 1 Urgent Courses	15	265	5.7%	8.1%	9.6%	9.1%
% of FP17s Relating to Free Repair or Replacements	0	265	0.0%	0.7%	0.7%	0.8%
% of FP17s Relating to Continuations	0	265	0.0%	1.0%	1.0%	1.1%
% of Patients satisfied with the dentistry they have received	1	1	N/A	92.1%	91.6%	91.4%
% of Patients satisfied with the time they had to wait for an appointment	1	1	N/A	88.2%	87.9%	87.7%

* This is based on patients treated on this contract for their most recent course of treatment. Figures in italics indicate the base number of FP17s or Patient Questionnaire responses are less than 100. N/A is shown where the base number of responses is less than 10 during the period. % is calculated as Quantity/Base number*100

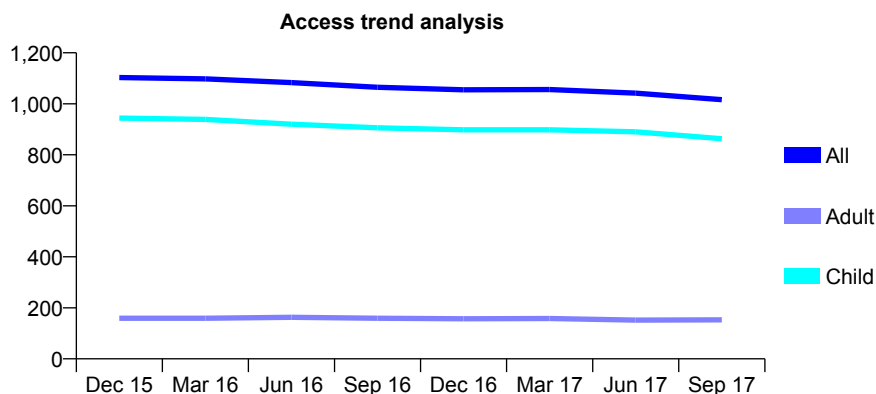
Q64 - Vital Signs At a Glance Contract Report for 239488/0001 - September 2017

Name or company name	MR JC HOUSE
Contract type name	GDS Contract
Purpose of contract	General
Contract start date	01/04/2006
Contract end date	

17/18 Contracted general activity (UDA)	2,500
Carry forward general activity (UDA)	0
17/18 Contracted orthodontic activity (UOA)	0
Carry forward orthodontic activity (UOA)	0
Baseline contract value	£52,604.48

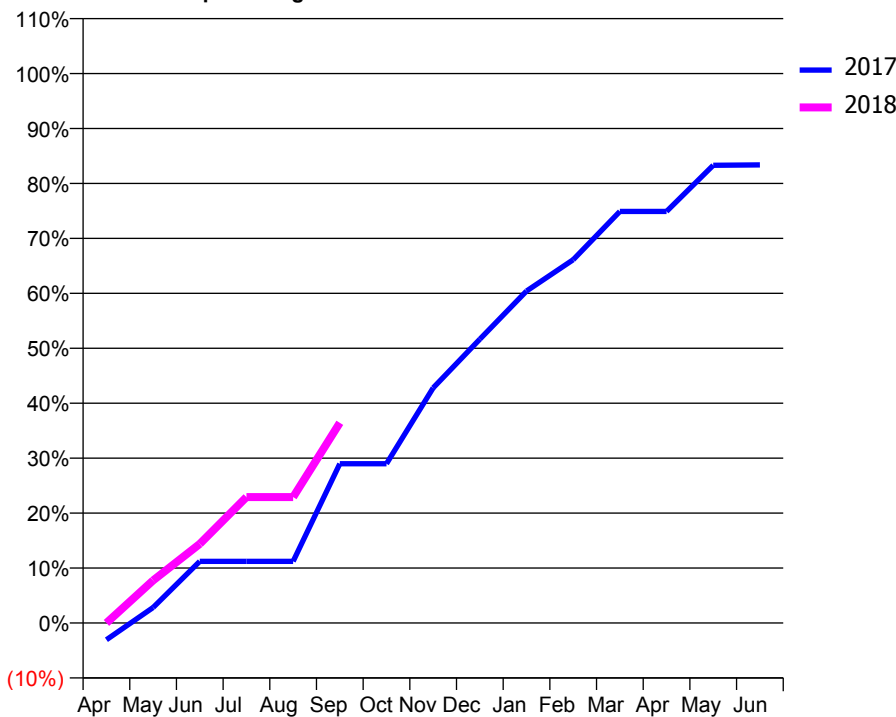
ACCESS*

Patients seen in 24 months	Total	Change since previous quarter
Quarter ending September 2016	1,065	
Quarter ending December 2016	1,055	→
Quarter ending March 2017	1,056	→
Quarter ending June 2017	1,042	↓
Quarter ending September 2017	1,016	↓
Variance since September 2016	(4.6%)	↓



ACTIVITY

Cumulative percentage of contracted UDA delivered 2017 & 2018



Adjusted Scheduled Activity (UDA)

Month	2017	2018
April	-77	0
May	70	194
June	281	360
July	281	573
August	281	573
September	724	911
October	724	
November	1,070	
December	1,291	
January	1,510	
February	1,653	
March	1,873	
April	1,873	
May	2,082	
June	2,084	

QUALITY

	Quantity	Base Number	Contract	AT	Region	England
% of FP17s for the same patient ID Re-attending within 3 months - Children	56	767	7.3%	9.1%	11.4%	11.9%
% of FP17s for the same patient ID Re-attending within 3 months - Adults	2	33	6.1%	13.4%	15.7%	15.9%
% of FP17s for the same patient ID Re-attending between 3 & 9 months - Children	531	767	69.2%	61.7%	60.6%	58.1%
% of FP17s for the same patient ID Re-attending between 3 & 9 months - Adults	23	33	69.7%	52.3%	52.0%	50.6%
% of FP17s for Band 1 Urgent Courses	16	644	2.5%	8.1%	9.6%	9.1%
% of FP17s Relating to Free Repair or Replacements	0	644	0.0%	0.7%	0.7%	0.8%
% of FP17s Relating to Continuations	0	644	0.0%	1.0%	1.0%	1.1%
% of Patients satisfied with the dentistry they have received	0	0	N/A	92.1%	91.6%	91.4%
% of Patients satisfied with the time they had to wait for an appointment	0	0	N/A	88.2%	87.9%	87.7%

* This is based on patients treated on this contract for their most recent course of treatment. Figures in italics indicate the base number of FP17s or Patient Questionnaire responses are less than 100. N/A is shown where the base number of responses is less than 10 during the period. % is calculated as Quantity/Base number*100

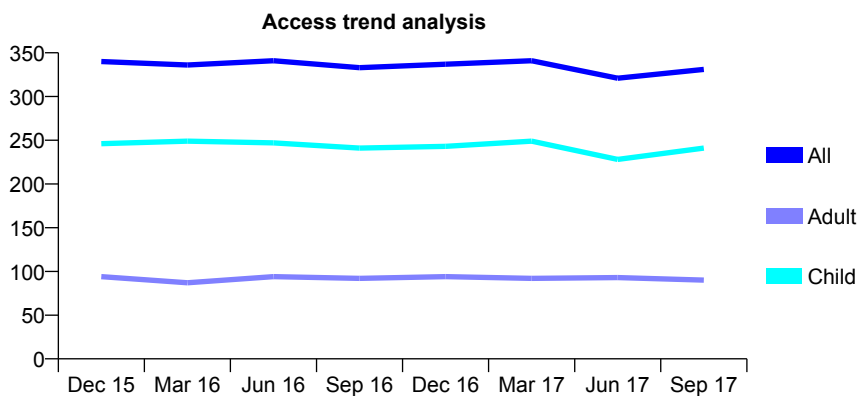
Q64 - Vital Signs At a Glance Contract Report for 246247/0001 - September 2017

Name or company name	MR JA ANDERSON
Contract type name	GDS Contract
Purpose of contract	General
Contract start date	01/04/2006
Contract end date	

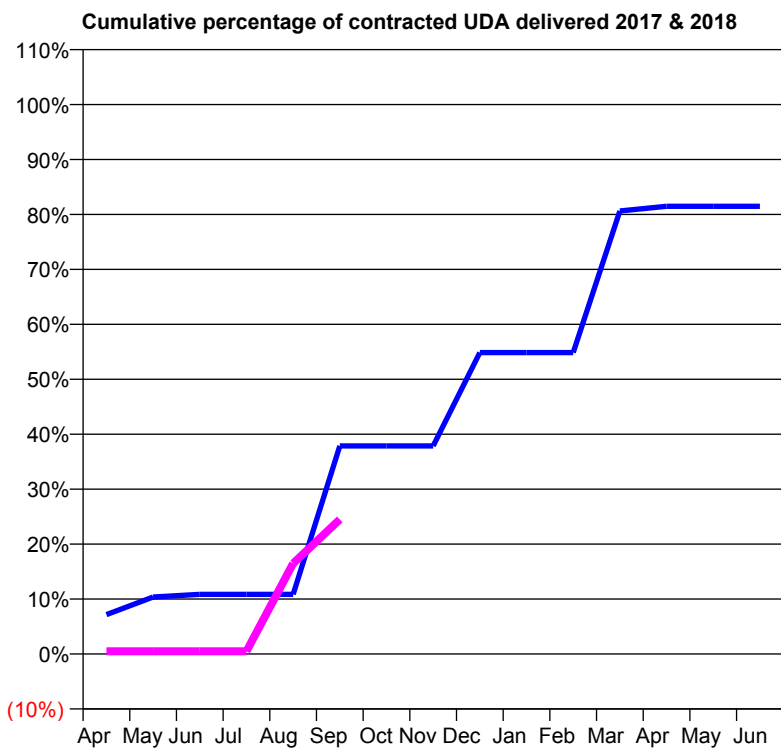
17/18 Contracted general activity (UDA)	600
Carry forward general activity (UDA)	0
17/18 Contracted orthodontic activity (UOA)	0
Carry forward orthodontic activity (UOA)	0
Baseline contract value	£13,761.70

ACCESS*

Patients seen in 24 months	Total	Change since previous quarter
Quarter ending September 2016	333	
Quarter ending December 2016	337	→
Quarter ending March 2017	341	→
Quarter ending June 2017	321	↓
Quarter ending September 2017	331	↑
Variance since September 2016	(0.6%)	→



ACTIVITY



Adjusted Scheduled Activity (UDA)		
Month	2017	2018
April	43	3
May	62	3
June	65	3
July	65	3
August	65	99
September	227	147
October	227	
November	227	
December	329	
January	329	
February	329	
March	484	
April	489	
May	489	
June	489	

QUALITY

	Quantity	Base Number	Contract	AT	Region	England
% of FP17s for the same patient ID Re-attending within 3 months - Children	6	158	3.8%	9.1%	11.4%	11.9%
% of FP17s for the same patient ID Re-attending within 3 months - Adults	7	48	14.6%	13.4%	15.7%	15.9%
% of FP17s for the same patient ID Re-attending between 3 & 9 months - Children	81	158	51.3%	61.7%	60.6%	58.1%
% of FP17s for the same patient ID Re-attending between 3 & 9 months - Adults	20	48	41.7%	52.3%	52.0%	50.6%
% of FP17s for Band 1 Urgent Courses	0	175	0.0%	8.1%	9.6%	9.1%
% of FP17s Relating to Free Repair or Replacements	0	175	0.0%	0.7%	0.7%	0.8%
% of FP17s Relating to Continuations	0	175	0.0%	1.0%	1.0%	1.1%
% of Patients satisfied with the dentistry they have received	0	0	N/A	92.1%	91.6%	91.4%
% of Patients satisfied with the time they had to wait for an appointment	0	0	N/A	88.2%	87.9%	87.7%

* This is based on patients treated on this contract for their most recent course of treatment. Figures in italics indicate the base number of FP17s or Patient Questionnaire responses are less than 100. N/A is shown where the base number of responses is less than 10 during the period. % is calculated as Quantity/Base number*100

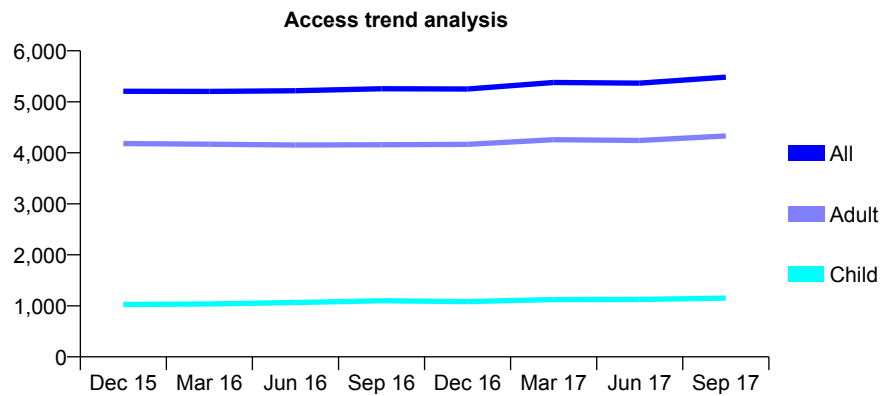
Q64 - Vital Signs At a Glance Contract Report for 258784/0001 - September 2017

Name or company name	MR SS SANGHERA
Contract type name	GDS Contract
Purpose of contract	General
Contract start date	01/12/2007
Contract end date	

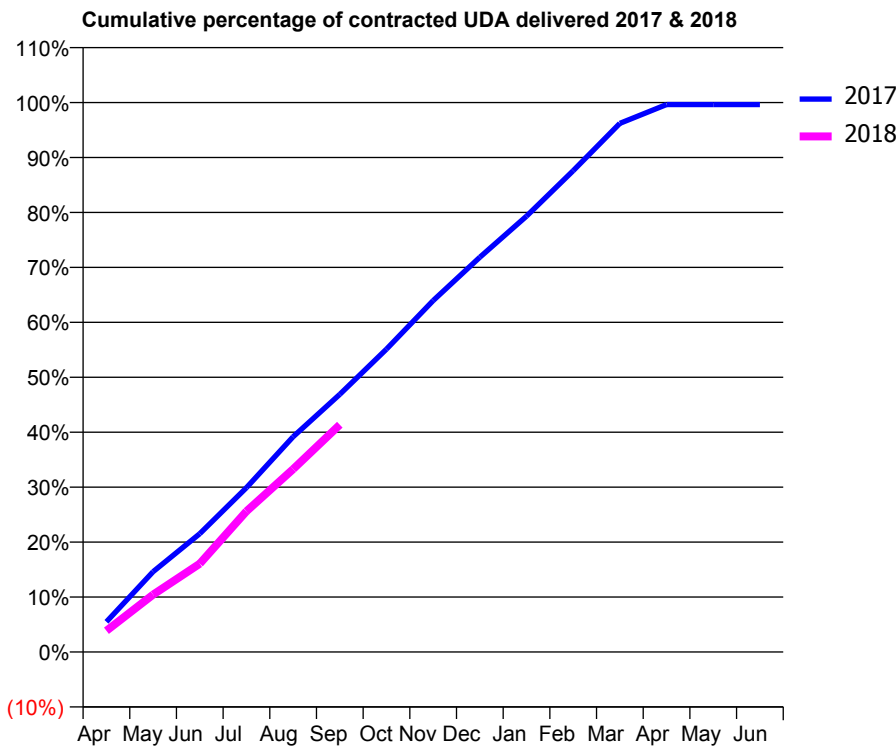
17/18 Contracted general activity (UDA)	17,500
Carry forward general activity (UDA)	64
17/18 Contracted orthodontic activity (UOA)	0
Carry forward orthodontic activity (UOA)	0
Baseline contract value	£423,292.67

ACCESS*

Patients seen in 24 months	Total	Change since previous quarter
Quarter ending September 2016	5,257	
Quarter ending December 2016	5,250	→
Quarter ending March 2017	5,379	↑
Quarter ending June 2017	5,367	→
Quarter ending September 2017	5,483	↑
Variance since September 2016	4.3%	↑



ACTIVITY



Month	Adjusted Scheduled Activity (UDA)	
	2017	2018
April	961	677
May	2,557	1,828
June	3,767	2,812
July	5,233	4,483
August	6,855	5,823
September	8,207	7,240
October	9,646	
November	11,192	
December	12,572	
January	13,879	
February	15,330	
March	16,834	
April	17,435	
May	17,436	
June	17,436	

QUALITY

	Quantity	Base Number	Contract	AT	Region	England
% of FP17s for the same patient ID Re-attending within 3 months - Children	54	890	6.1%	9.1%	11.4%	11.9%
% of FP17s for the same patient ID Re-attending within 3 months - Adults	442	3,342	13.2%	13.4%	15.7%	15.9%
% of FP17s for the same patient ID Re-attending between 3 & 9 months - Children	583	890	65.5%	61.7%	60.6%	58.1%
% of FP17s for the same patient ID Re-attending between 3 & 9 months - Adults	2,133	3,342	63.8%	52.3%	52.0%	50.6%
% of FP17s for Band 1 Urgent Courses	253	3,957	6.4%	8.1%	9.6%	9.1%
% of FP17s Relating to Free Repair or Replacements	11	3,957	0.3%	0.7%	0.7%	0.8%
% of FP17s Relating to Continuations	120	3,957	3.0%	1.0%	1.0%	1.1%
% of Patients satisfied with the dentistry they have received	22	23	95.7%	92.1%	91.6%	91.4%
% of Patients satisfied with the time they had to wait for an appointment	22	23	95.7%	88.2%	87.9%	87.7%

* This is based on patients treated on this contract for their most recent course of treatment. Figures in italics indicate the base number of FP17s or Patient Questionnaire responses are less than 100. N/A is shown where the base number of responses is less than 10 during the period. % is calculated as Quantity/Base number*100

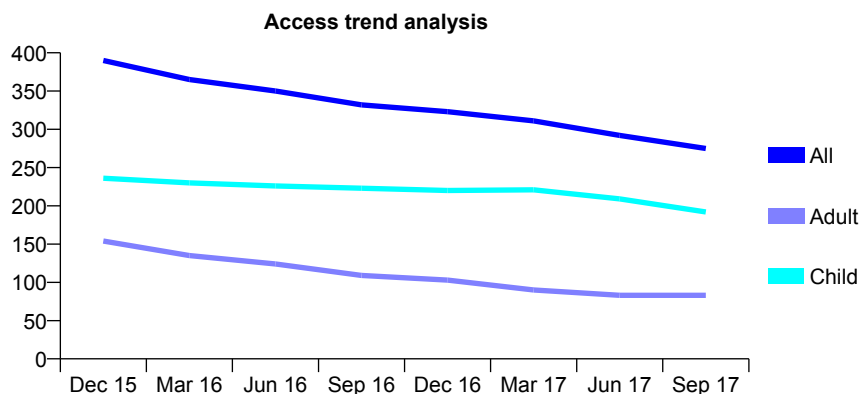
Q64 - Vital Signs At a Glance Contract Report for 262579/0001 - September 2017

Name or company name	MR M OTHMAN
Contract type name	GDS Contract
Purpose of contract	General
Contract start date	10/09/2007
Contract end date	

17/18 Contracted general activity (UDA)	600
Carry forward general activity (UDA)	0
17/18 Contracted orthodontic activity (UOA)	0
Carry forward orthodontic activity (UOA)	0
Baseline contract value	£14,930.99

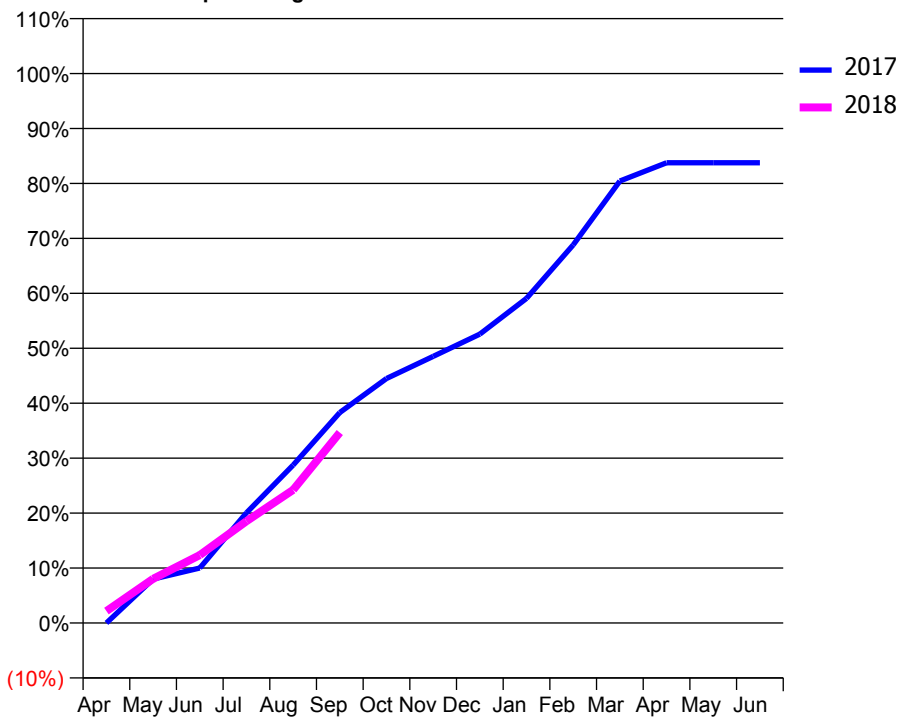
ACCESS*

Patients seen in 24 months	Total	Change since previous quarter
Quarter ending September 2016	332	
Quarter ending December 2016	323	↓
Quarter ending March 2017	311	↓
Quarter ending June 2017	292	↓
Quarter ending September 2017	275	↓
Variance since September 2016	(17.2%)	↓



ACTIVITY

Cumulative percentage of contracted UDA delivered 2017 & 2018



Adjusted Scheduled Activity (UDA)

Month	2017	2018
April	0	13
May	48	48
June	60	74
July	120	111
August	172	145
September	230	208
October	267	
November	291	
December	315	
January	354	
February	413	
March	483	
April	503	
May	503	
June	503	

QUALITY

	Quantity	Base Number	Contract	AT	Region	England
% of FP17s for the same patient ID Re-attending within 3 months - Children	6	137	4.4%	9.1%	11.4%	11.9%
% of FP17s for the same patient ID Re-attending within 3 months - Adults	6	36	16.7%	13.4%	15.7%	15.9%
% of FP17s for the same patient ID Re-attending between 3 & 9 months - Children	105	137	76.6%	61.7%	60.6%	58.1%
% of FP17s for the same patient ID Re-attending between 3 & 9 months - Adults	19	36	52.8%	52.3%	52.0%	50.6%
% of FP17s for Band 1 Urgent Courses	5	155	3.2%	8.1%	9.6%	9.1%
% of FP17s Relating to Free Repair or Replacements	0	155	0.0%	0.7%	0.7%	0.8%
% of FP17s Relating to Continuations	0	155	0.0%	1.0%	1.0%	1.1%
% of Patients satisfied with the dentistry they have received	0	0	N/A	92.1%	91.6%	91.4%
% of Patients satisfied with the time they had to wait for an appointment	0	0	N/A	88.2%	87.9%	87.7%

* This is based on patients treated on this contract for their most recent course of treatment. Figures in italics indicate the base number of FP17s or Patient Questionnaire responses are less than 100. N/A is shown where the base number of responses is less than 10 during the period. % is calculated as Quantity/Base number*100

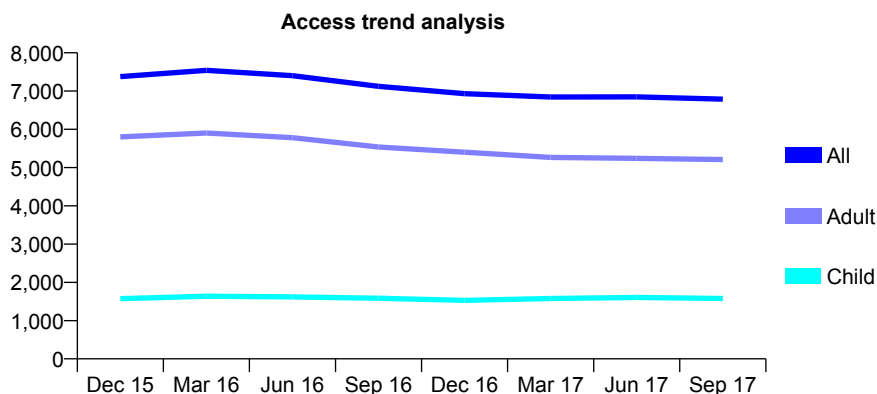
Q64 - Vital Signs At a Glance Contract Report for 270563/0003 - September 2017

Name or company name	MR RS DHARWAR
Contract type name	GDS Contract
Purpose of contract	General and Orthodontic
Contract start date	01/02/2014
Contract end date	

17/18 Contracted general activity (UDA)	19,451
Carry forward general activity (UDA)	217
17/18 Contracted orthodontic activity (UOA)	4,022
Carry forward orthodontic activity (UOA)	-26
Baseline contract value	£723,752.55

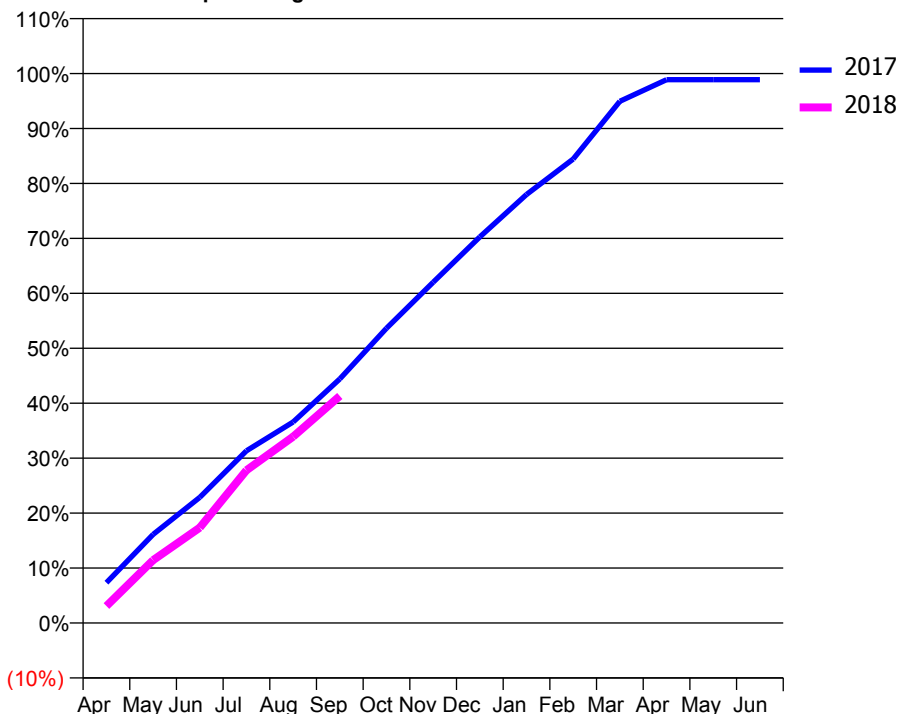
ACCESS*

Patients seen in 24 months	Total	Change since previous quarter
Quarter ending September 2016	7,122	
Quarter ending December 2016	6,930	↓
Quarter ending March 2017	6,845	↓
Quarter ending June 2017	6,847	→
Quarter ending September 2017	6,790	→
Variance since September 2016	(4.7%)	↓



ACTIVITY

Cumulative percentage of contracted UDA delivered 2017 & 2018



Adjusted Scheduled Activity (UDA)

Month	2017	2018
April	1,426	602
May	3,135	2,223
June	4,448	3,379
July	6,098	5,405
August	7,116	6,596
September	8,638	8,037
October	10,434	
November	12,063	
December	13,667	
January	15,168	
February	16,422	
March	18,469	
April	19,232	
May	19,234	
June	19,234	

QUALITY

	Quantity	Base Number	Contract	AT	Region	England
% of FP17s for the same patient ID Re-attending within 3 months - Children	104	1,327	7.8%	9.1%	11.4%	11.9%
% of FP17s for the same patient ID Re-attending within 3 months - Adults	462	3,788	12.2%	13.4%	15.7%	15.9%
% of FP17s for the same patient ID Re-attending between 3 & 9 months - Children	749	1,327	56.4%	61.7%	60.6%	58.1%
% of FP17s for the same patient ID Re-attending between 3 & 9 months - Adults	2,534	3,788	66.9%	52.3%	52.0%	50.6%
% of FP17s for Band 1 Urgent Courses	430	4,599	9.3%	8.1%	9.6%	9.1%
% of FP17s Relating to Free Repair or Replacements	23	4,599	0.5%	0.7%	0.7%	0.8%
% of FP17s Relating to Continuations	11	4,599	0.2%	1.0%	1.0%	1.1%
% of Patients satisfied with the dentistry they have received	24	26	92.3%	92.1%	91.6%	91.4%
% of Patients satisfied with the time they had to wait for an appointment	24	26	92.3%	88.2%	87.9%	87.7%

* This is based on patients treated on this contract for their most recent course of treatment. Figures in italics indicate the base number of FP17s or Patient Questionnaire responses are less than 100. N/A is shown where the base number of responses is less than 10 during the period. % is calculated as Quantity/Base number*100

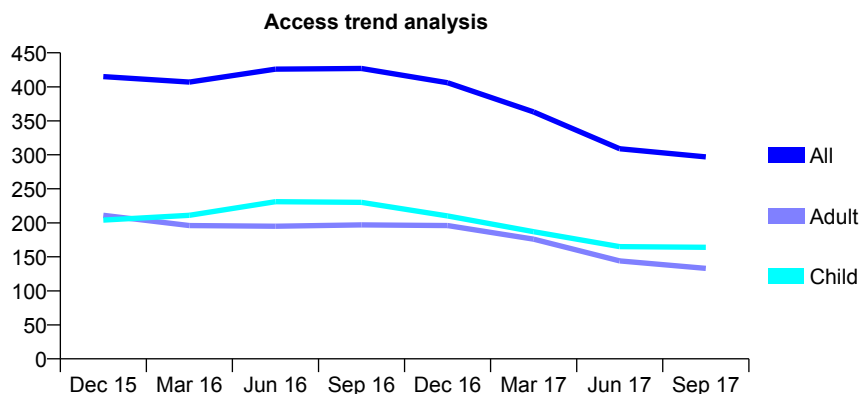
Q64 - Vital Signs At a Glance Contract Report for 272760/0001 - September 2017

Name or company name	MR BY CHAN
Contract type name	GDS Contract
Purpose of contract	General
Contract start date	16/12/2010
Contract end date	

17/18 Contracted general activity (UDA)	850
Carry forward general activity (UDA)	-17
17/18 Contracted orthodontic activity (UOA)	0
Carry forward orthodontic activity (UOA)	0
Baseline contract value	£17,785.56

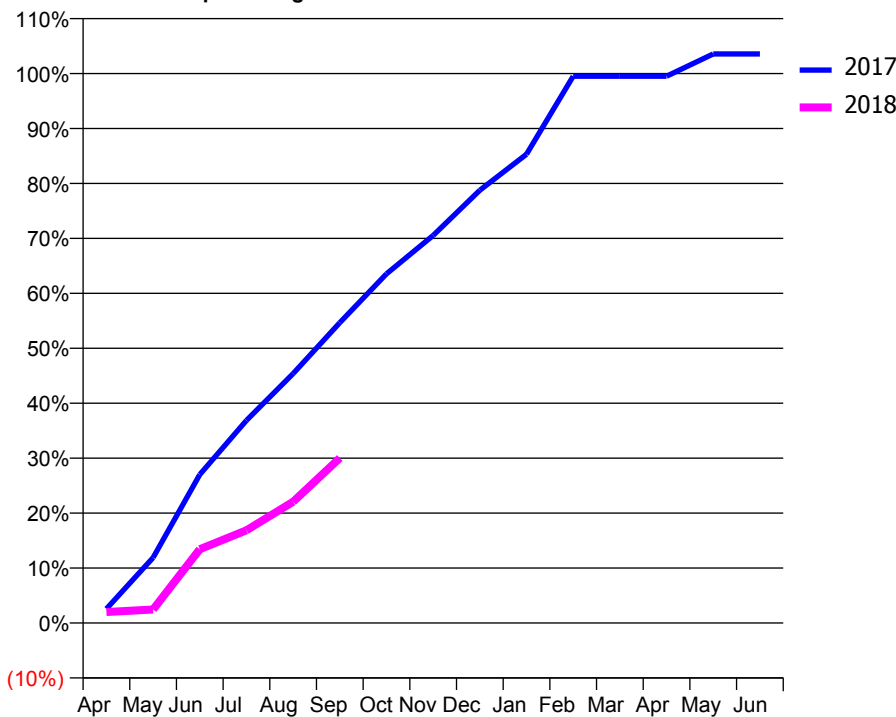
ACCESS*

Patients seen in 24 months	Total	Change since previous quarter
Quarter ending September 2016	427	
Quarter ending December 2016	406	↓
Quarter ending March 2017	363	↓
Quarter ending June 2017	309	↓
Quarter ending September 2017	297	↓
Variance since September 2016	(30.4%)	↓



ACTIVITY

Cumulative percentage of contracted UDA delivered 2017 & 2018



Adjusted Scheduled Activity (UDA)

Month	2017	2018
April	22	17
May	101	21
June	230	114
July	313	143
August	386	188
September	465	255
October	540	
November	600	
December	669	
January	725	
February	846	
March	846	
April	846	
May	880	
June	880	

QUALITY

	Quantity	Base Number	Contract	AT	Region	England
% of FP17s for the same patient ID Re-attending within 3 months - Children	1	117	0.9%	9.1%	11.4%	11.9%
% of FP17s for the same patient ID Re-attending within 3 months - Adults	3	51	5.9%	13.4%	15.7%	15.9%
% of FP17s for the same patient ID Re-attending between 3 & 9 months - Children	41	117	35.0%	61.7%	60.6%	58.1%
% of FP17s for the same patient ID Re-attending between 3 & 9 months - Adults	16	51	31.4%	52.3%	52.0%	50.6%
% of FP17s for Band 1 Urgent Courses	6	144	4.2%	8.1%	9.6%	9.1%
% of FP17s Relating to Free Repair or Replacements	1	144	0.7%	0.7%	0.7%	0.8%
% of FP17s Relating to Continuations	1	144	0.7%	1.0%	1.0%	1.1%
% of Patients satisfied with the dentistry they have received	0	0	N/A	92.1%	91.6%	91.4%
% of Patients satisfied with the time they had to wait for an appointment	0	0	N/A	88.2%	87.9%	87.7%

* This is based on patients treated on this contract for their most recent course of treatment. Figures in italics indicate the base number of FP17s or Patient Questionnaire responses are less than 100. N/A is shown where the base number of responses is less than 10 during the period. % is calculated as Quantity/Base number*100

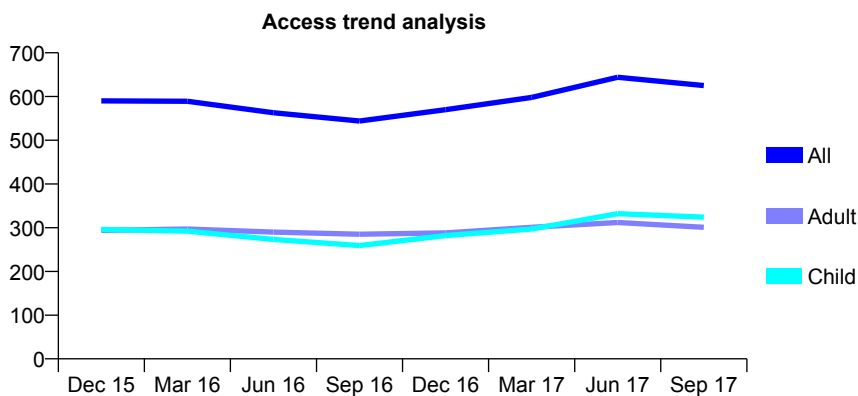
Q64 - Vital Signs At a Glance Contract Report for 272760/0002 - September 2017

Name or company name	MR BY CHAN
Contract type name	GDS Contract
Purpose of contract	General
Contract start date	16/12/2010
Contract end date	

17/18 Contracted general activity (UDA)	1,300
Carry forward general activity (UDA)	13
17/18 Contracted orthodontic activity (UOA)	0
Carry forward orthodontic activity (UOA)	0
Baseline contract value	£31,374.35

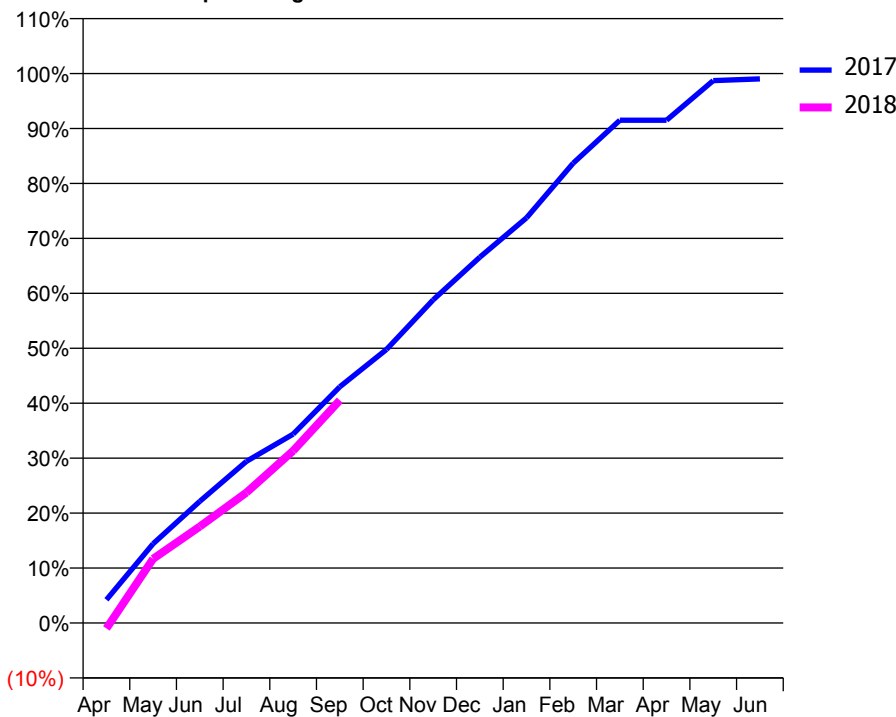
ACCESS*

Patients seen in 24 months	Total	Change since previous quarter
Quarter ending September 2016	544	
Quarter ending December 2016	570	↑
Quarter ending March 2017	598	↑
Quarter ending June 2017	644	↑
Quarter ending September 2017	625	↓
Variance since September 2016	14.9%	↑



ACTIVITY

Cumulative percentage of contracted UDA delivered 2017 & 2018



Adjusted Scheduled Activity (UDA)

Month	2017	2018
April	55	-13
May	188	152
June	288	228
July	383	309
August	447	407
September	559	527
October	647	
November	764	
December	866	
January	958	
February	1,088	
March	1,189	
April	1,189	
May	1,283	
June	1,287	

QUALITY

	Quantity	Base Number	Contract	AT	Region	England
% of FP17s for the same patient ID Re-attending within 3 months - Children	4	244	1.6%	9.1%	11.4%	11.9%
% of FP17s for the same patient ID Re-attending within 3 months - Adults	17	173	9.8%	13.4%	15.7%	15.9%
% of FP17s for the same patient ID Re-attending between 3 & 9 months - Children	96	244	39.3%	61.7%	60.6%	58.1%
% of FP17s for the same patient ID Re-attending between 3 & 9 months - Adults	64	173	37.0%	52.3%	52.0%	50.6%
% of FP17s for Band 1 Urgent Courses	15	356	4.2%	8.1%	9.6%	9.1%
% of FP17s Relating to Free Repair or Replacements	2	356	0.6%	0.7%	0.7%	0.8%
% of FP17s Relating to Continuations	1	356	0.3%	1.0%	1.0%	1.1%
% of Patients satisfied with the dentistry they have received	1	1	N/A	92.1%	91.6%	91.4%
% of Patients satisfied with the time they had to wait for an appointment	1	1	N/A	88.2%	87.9%	87.7%

* This is based on patients treated on this contract for their most recent course of treatment. Figures in italics indicate the base number of FP17s or Patient Questionnaire responses are less than 100. N/A is shown where the base number of responses is less than 10 during the period. % is calculated as Quantity/Base number*100

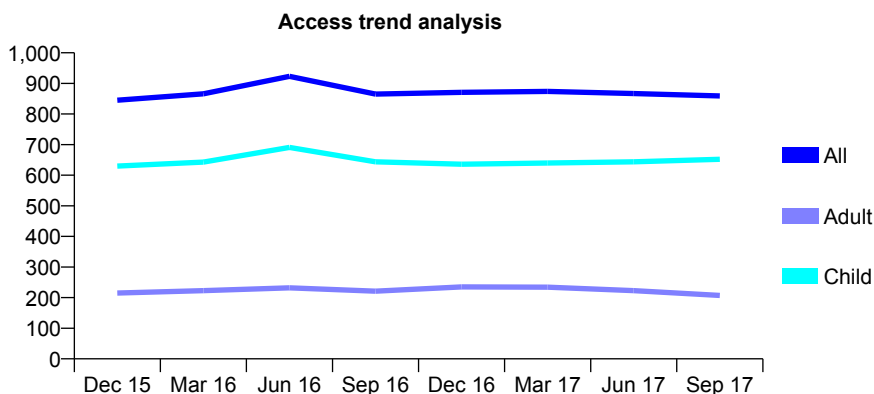
Q64 - Vital Signs At a Glance Contract Report for 272795/0001 - September 2017

Name or company name	MR MF ISAACS
Contract type name	GDS Contract
Purpose of contract	General
Contract start date	07/02/2007
Contract end date	

17/18 Contracted general activity (UDA)	2,000
Carry forward general activity (UDA)	52
17/18 Contracted orthodontic activity (UOA)	0
Carry forward orthodontic activity (UOA)	0
Baseline contract value	£39,819.48

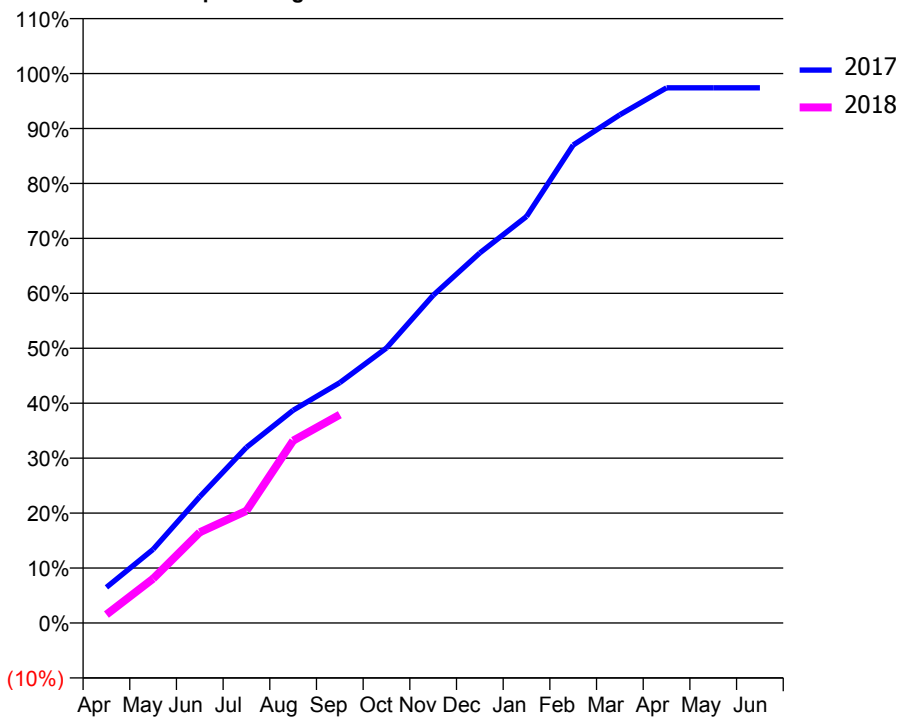
ACCESS*

Patients seen in 24 months	Total	Change since previous quarter
Quarter ending September 2016	865	
Quarter ending December 2016	871	→
Quarter ending March 2017	874	→
Quarter ending June 2017	867	→
Quarter ending September 2017	859	→
Variance since September 2016	(0.7%)	→



ACTIVITY

Cumulative percentage of contracted UDA delivered 2017 & 2018



Adjusted Scheduled Activity (UDA)

Month	2017	2018
April	130	31
May	268	161
June	460	330
July	639	409
August	774	664
September	875	758
October	1,001	
November	1,193	
December	1,347	
January	1,479	
February	1,740	
March	1,850	
April	1,948	
May	1,948	
June	1,948	

QUALITY

	Quantity	Base Number	Contract	AT	Region	England
% of FP17s for the same patient ID Re-attending within 3 months - Children	38	518	7.3%	9.1%	11.4%	11.9%
% of FP17s for the same patient ID Re-attending within 3 months - Adults	11	97	11.3%	13.4%	15.7%	15.9%
% of FP17s for the same patient ID Re-attending between 3 & 9 months - Children	304	518	58.7%	61.7%	60.6%	58.1%
% of FP17s for the same patient ID Re-attending between 3 & 9 months - Adults	52	97	53.6%	52.3%	52.0%	50.6%
% of FP17s for Band 1 Urgent Courses	37	547	6.8%	8.1%	9.6%	9.1%
% of FP17s Relating to Free Repair or Replacements	0	547	0.0%	0.7%	0.7%	0.8%
% of FP17s Relating to Continuations	6	547	1.1%	1.0%	1.0%	1.1%
% of Patients satisfied with the dentistry they have received	2	2	N/A	92.1%	91.6%	91.4%
% of Patients satisfied with the time they had to wait for an appointment	2	2	N/A	88.2%	87.9%	87.7%

* This is based on patients treated on this contract for their most recent course of treatment. Figures in italics indicate the base number of FP17s or Patient Questionnaire responses are less than 100. N/A is shown where the base number of responses is less than 10 during the period. % is calculated as Quantity/Base number*100

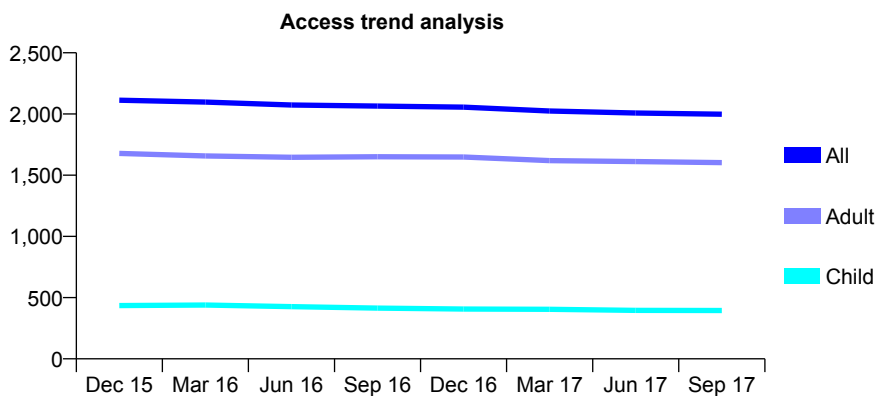
Q64 - Vital Signs At a Glance Contract Report for 303828/0001 - September 2017

Name or company name	MR J ROBSON
Contract type name	GDS Contract
Purpose of contract	General
Contract start date	01/04/2006
Contract end date	

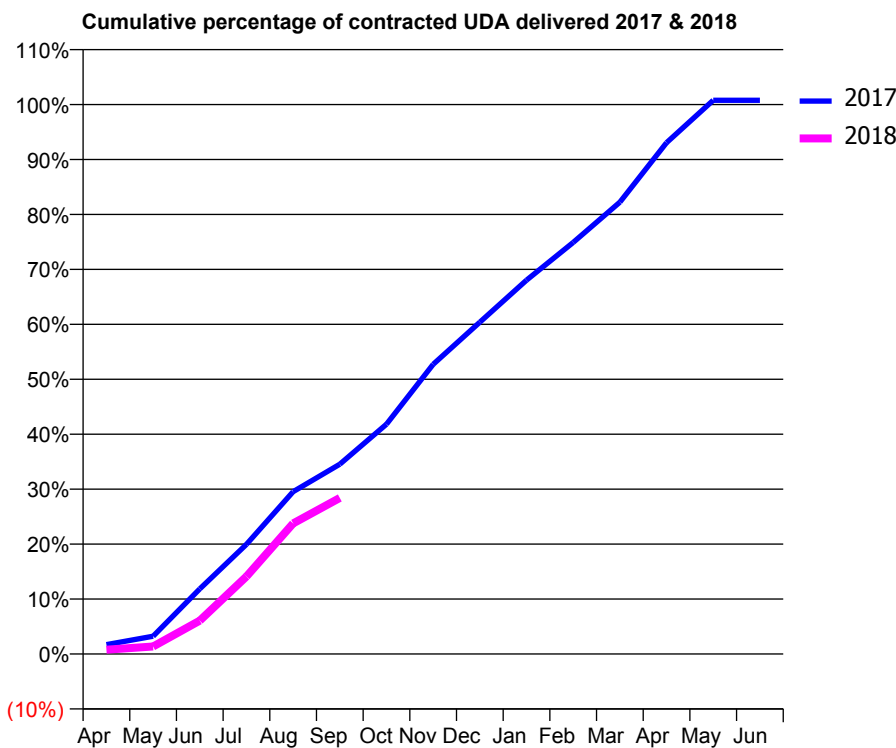
17/18 Contracted general activity (UDA)	6,039
Carry forward general activity (UDA)	-47
17/18 Contracted orthodontic activity (UOA)	0
Carry forward orthodontic activity (UOA)	0
Baseline contract value	£167,890.63

ACCESS*

Patients seen in 24 months	Total	Change since previous quarter
Quarter ending September 2016	2,065	
Quarter ending December 2016	2,056	→
Quarter ending March 2017	2,024	↓
Quarter ending June 2017	2,008	→
Quarter ending September 2017	1,998	→
Variance since September 2016	(3.2%)	↓



ACTIVITY



Month	Adjusted Scheduled Activity (UDA)	
	2017	2018
April	103	47
May	196	83
June	716	367
July	1,206	852
August	1,785	1,436
September	2,087	1,716
October	2,526	
November	3,184	
December	3,646	
January	4,108	
February	4,523	
March	4,966	
April	5,619	
May	6,086	
June	6,086	

QUALITY

	Quantity	Base Number	Contract	AT	Region	England
% of FP17s for the same patient ID Re-attending within 3 months - Children	13	302	4.3%	9.1%	11.4%	11.9%
% of FP17s for the same patient ID Re-attending within 3 months - Adults	208	1,313	15.8%	13.4%	15.7%	15.9%
% of FP17s for the same patient ID Re-attending between 3 & 9 months - Children	195	302	64.6%	61.7%	60.6%	58.1%
% of FP17s for the same patient ID Re-attending between 3 & 9 months - Adults	849	1,313	64.7%	52.3%	52.0%	50.6%
% of FP17s for Band 1 Urgent Courses	104	1,009	10.3%	8.1%	9.6%	9.1%
% of FP17s Relating to Free Repair or Replacements	7	1,009	0.7%	0.7%	0.7%	0.8%
% of FP17s Relating to Continuations	7	1,009	0.7%	1.0%	1.0%	1.1%
% of Patients satisfied with the dentistry they have received	8	8	N/A	92.1%	91.6%	91.4%
% of Patients satisfied with the time they had to wait for an appointment	8	8	N/A	88.2%	87.9%	87.7%

* This is based on patients treated on this contract for their most recent course of treatment. Figures in italics indicate the base number of FP17s or Patient Questionnaire responses are less than 100. N/A is shown where the base number of responses is less than 10 during the period. % is calculated as Quantity/Base number*100

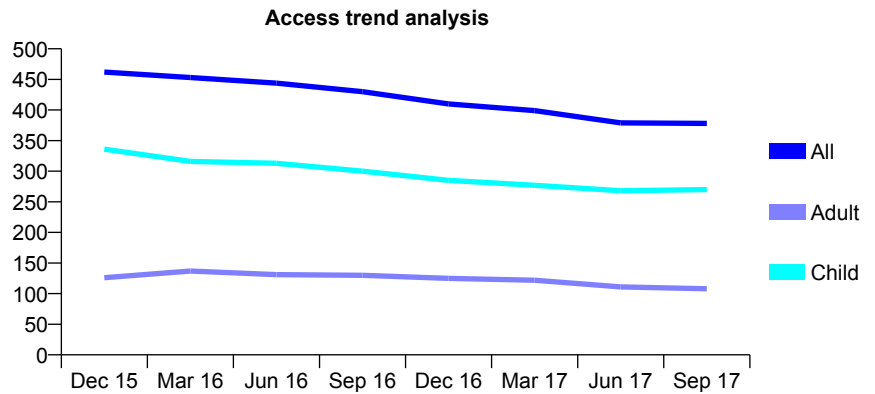
Q64 - Vital Signs At a Glance Contract Report for 308951/0001 - September 2017

Name or company name	MR DM MEDCALF
Contract type name	GDS Contract
Purpose of contract	General
Contract start date	01/04/2006
Contract end date	

17/18 Contracted general activity (UDA)	723
Carry forward general activity (UDA)	0
17/18 Contracted orthodontic activity (UOA)	0
Carry forward orthodontic activity (UOA)	0
Baseline contract value	£15,441.49

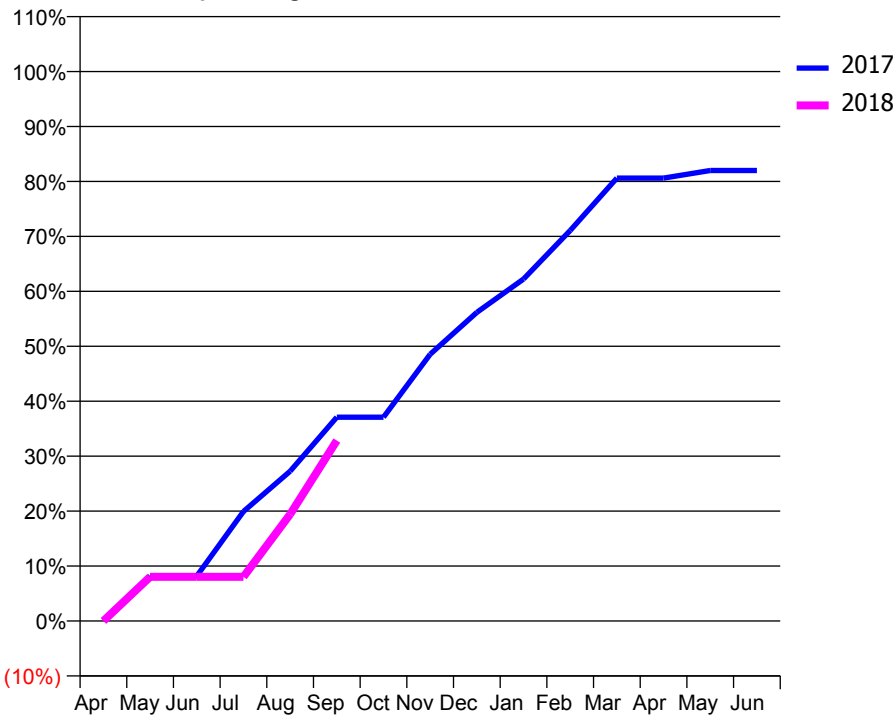
ACCESS*

Patients seen in 24 months	Total	Change since previous quarter
Quarter ending September 2016	430	
Quarter ending December 2016	410	↓
Quarter ending March 2017	399	↓
Quarter ending June 2017	379	↓
Quarter ending September 2017	378	→
Variance since September 2016	(12.1%)	↓



ACTIVITY

Cumulative percentage of contracted UDA delivered 2017 & 2018



Month	Adjusted Scheduled Activity (UDA)	
	2017	2018
April	1	0
May	59	58
June	59	58
July	144	58
August	197	140
September	268	237
October	268	
November	351	
December	406	
January	450	
February	514	
March	583	
April	583	
May	593	
June	593	

QUALITY

	Quantity	Base Number	Contract	AT	Region	England
% of FP17s for the same patient ID Re-attending within 3 months - Children	0	164	0.0%	9.1%	11.4%	11.9%
% of FP17s for the same patient ID Re-attending within 3 months - Adults	1	33	3.0%	13.4%	15.7%	15.9%
% of FP17s for the same patient ID Re-attending between 3 & 9 months - Children	94	164	57.3%	61.7%	60.6%	58.1%
% of FP17s for the same patient ID Re-attending between 3 & 9 months - Adults	18	33	54.5%	52.3%	52.0%	50.6%
% of FP17s for Band 1 Urgent Courses	2	189	1.1%	8.1%	9.6%	9.1%
% of FP17s Relating to Free Repair or Replacements	0	189	0.0%	0.7%	0.7%	0.8%
% of FP17s Relating to Continuations	0	189	0.0%	1.0%	1.0%	1.1%
% of Patients satisfied with the dentistry they have received	0	0	N/A	92.1%	91.6%	91.4%
% of Patients satisfied with the time they had to wait for an appointment	0	0	N/A	88.2%	87.9%	87.7%

* This is based on patients treated on this contract for their most recent course of treatment. Figures in italics indicate the base number of FP17s or Patient Questionnaire responses are less than 100. N/A is shown where the base number of responses is less than 10 during the period. % is calculated as Quantity/Base number*100

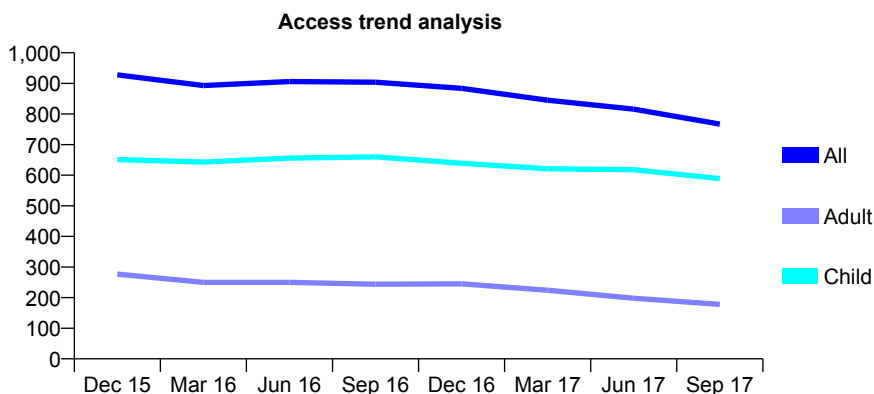
Q64 - Vital Signs At a Glance Contract Report for 320072/0001 - September 2017

Name or company name	Larkhall Dental Practice
Contract type name	GDS Contract
Purpose of contract	General
Contract start date	01/04/2006
Contract end date	

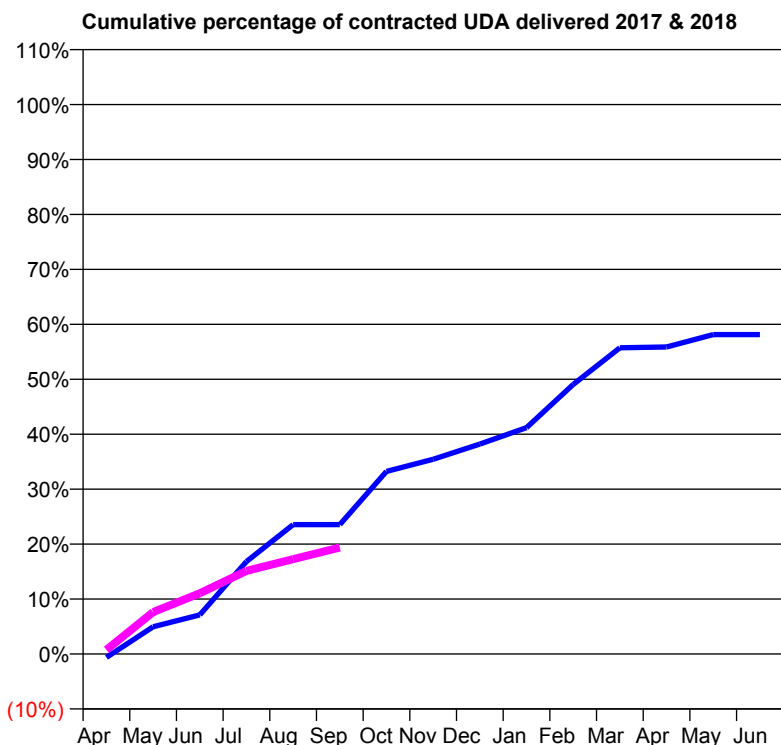
17/18 Contracted general activity (UDA)	2,630
Carry forward general activity (UDA)	0
17/18 Contracted orthodontic activity (UOA)	0
Carry forward orthodontic activity (UOA)	0
Baseline contract value	£84,349.17

ACCESS*

Patients seen in 24 months	Total	Change since previous quarter
Quarter ending September 2016	904	
Quarter ending December 2016	884	↓
Quarter ending March 2017	845	↓
Quarter ending June 2017	816	↓
Quarter ending September 2017	767	↓
Variance since September 2016	(15.2%)	↓



ACTIVITY



Month	Adjusted Scheduled Activity (UDA)	
	2017	2018
April	-17	20
May	131	201
June	188	291
July	442	398
August	619	454
September	619	510
October	874	
November	932	
December	1,005	
January	1,083	
February	1,290	
March	1,466	
April	1,470	
May	1,529	
June	1,529	

QUALITY

	Quantity	Base Number	Contract	AT	Region	England
% of FP17s for the same patient ID Re-attending within 3 months - Children	11	328	3.4%	9.1%	11.4%	11.9%
% of FP17s for the same patient ID Re-attending within 3 months - Adults	6	56	10.7%	13.4%	15.7%	15.9%
% of FP17s for the same patient ID Re-attending between 3 & 9 months - Children	168	328	51.2%	61.7%	60.6%	58.1%
% of FP17s for the same patient ID Re-attending between 3 & 9 months - Adults	31	56	55.4%	52.3%	52.0%	50.6%
% of FP17s for Band 1 Urgent Courses	14	335	4.2%	8.1%	9.6%	9.1%
% of FP17s Relating to Free Repair or Replacements	0	335	0.0%	0.7%	0.7%	0.8%
% of FP17s Relating to Continuations	0	335	0.0%	1.0%	1.0%	1.1%
% of Patients satisfied with the dentistry they have received	2	2	N/A	92.1%	91.6%	91.4%
% of Patients satisfied with the time they had to wait for an appointment	2	2	N/A	88.2%	87.9%	87.7%

* This is based on patients treated on this contract for their most recent course of treatment. Figures in italics indicate the base number of FP17s or Patient Questionnaire responses are less than 100. N/A is shown where the base number of responses is less than 10 during the period. % is calculated as Quantity/Base number*100

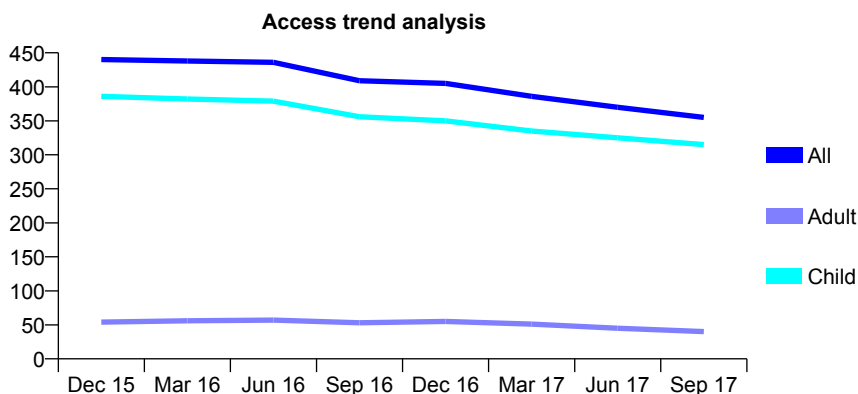
Q64 - Vital Signs At a Glance Contract Report for 325058/0001 - September 2017

Name or company name	MRS VL VAUGHAN
Contract type name	GDS Contract
Purpose of contract	General
Contract start date	01/04/2006
Contract end date	

17/18 Contracted general activity (UDA)	600
Carry forward general activity (UDA)	1
17/18 Contracted orthodontic activity (UOA)	0
Carry forward orthodontic activity (UOA)	0
Baseline contract value	£16,026.88

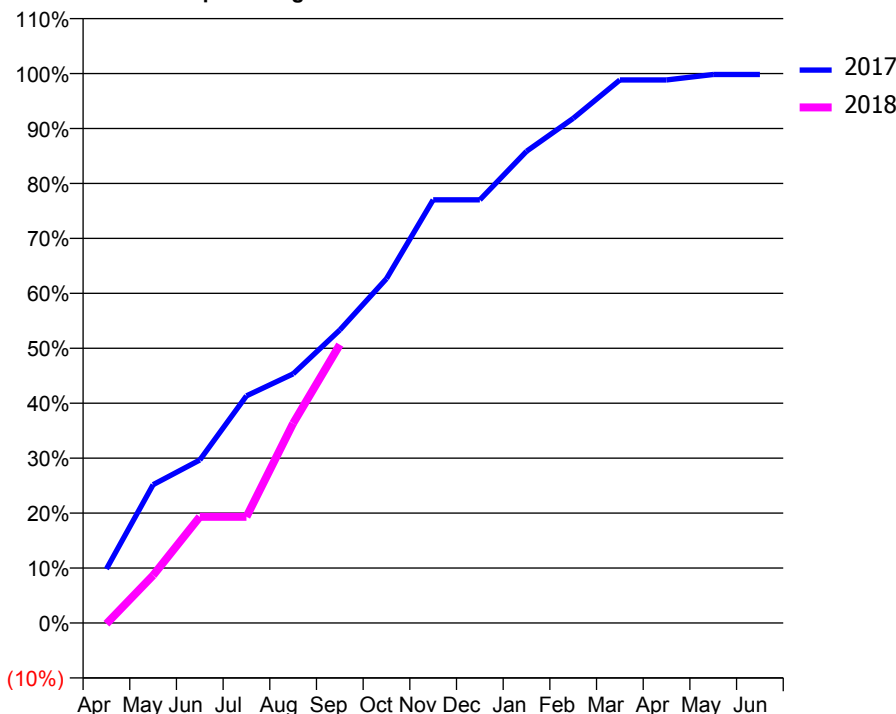
ACCESS*

Patients seen in 24 months	Total	Change since previous quarter
Quarter ending September 2016	409	
Quarter ending December 2016	405	→
Quarter ending March 2017	386	↓
Quarter ending June 2017	370	↓
Quarter ending September 2017	355	↓
Variance since September 2016	(13.2%)	↓



ACTIVITY

Cumulative percentage of contracted UDA delivered 2017 & 2018



Adjusted Scheduled Activity (UDA)

Month	2017	2018
April	59	-1
May	151	52
June	178	116
July	248	116
August	272	218
September	320	304
October	376	
November	462	
December	462	
January	515	
February	551	
March	593	
April	593	
May	599	
June	599	

QUALITY

	Quantity	Base Number	Contract	AT	Region	England
% of FP17s for the same patient ID Re-attending within 3 months - Children	10	217	4.6%	9.1%	11.4%	11.9%
% of FP17s for the same patient ID Re-attending within 3 months - Adults	1	8	12.5%	13.4%	15.7%	15.9%
% of FP17s for the same patient ID Re-attending between 3 & 9 months - Children	127	217	58.5%	61.7%	60.6%	58.1%
% of FP17s for the same patient ID Re-attending between 3 & 9 months - Adults	6	8	75.0%	52.3%	52.0%	50.6%
% of FP17s for Band 1 Urgent Courses	0	221	0.0%	8.1%	9.6%	9.1%
% of FP17s Relating to Free Repair or Replacements	0	221	0.0%	0.7%	0.7%	0.8%
% of FP17s Relating to Continuations	3	221	1.4%	1.0%	1.0%	1.1%
% of Patients satisfied with the dentistry they have received	0	0	N/A	92.1%	91.6%	91.4%
% of Patients satisfied with the time they had to wait for an appointment	0	0	N/A	88.2%	87.9%	87.7%

* This is based on patients treated on this contract for their most recent course of treatment. Figures in italics indicate the base number of FP17s or Patient Questionnaire responses are less than 100. N/A is shown where the base number of responses is less than 10 during the period. % is calculated as Quantity/Base number*100

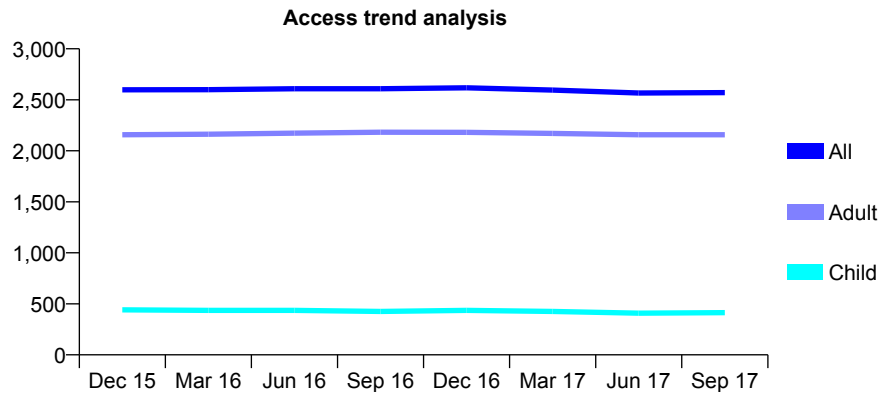
Q64 - Vital Signs At a Glance Contract Report for 325899/0001 - September 2017

Name or company name	MR ID STORRAR
Contract type name	GDS Contract
Purpose of contract	General
Contract start date	01/04/2006
Contract end date	

17/18 Contracted general activity (UDA)	7,900
Carry forward general activity (UDA)	0
17/18 Contracted orthodontic activity (UOA)	0
Carry forward orthodontic activity (UOA)	0
Baseline contract value	£165,688.91

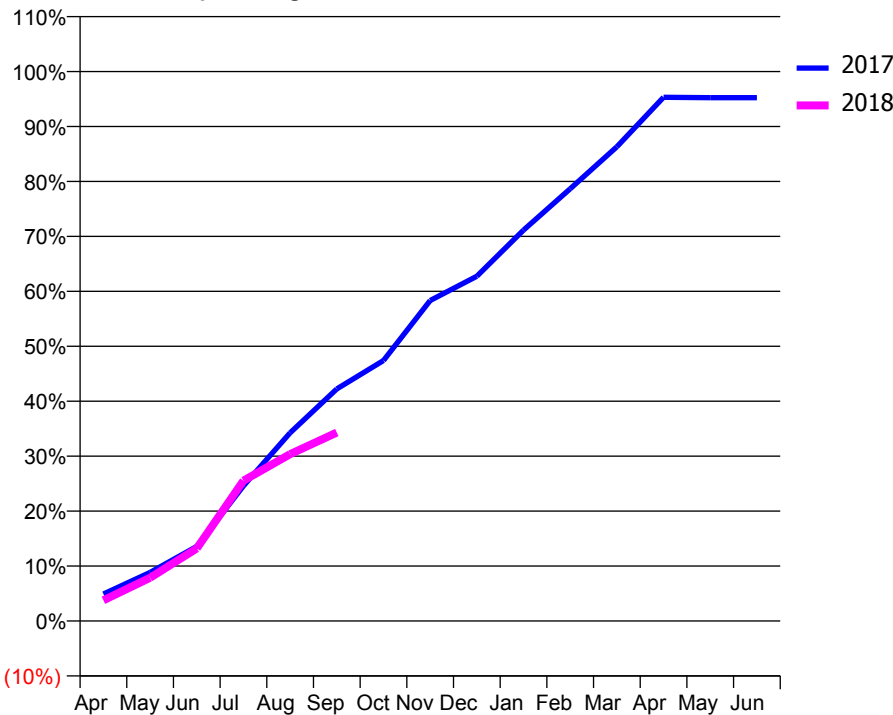
ACCESS*

Patients seen in 24 months	Total	Change since previous quarter
Quarter ending September 2016	2,608	
Quarter ending December 2016	2,617	→
Quarter ending March 2017	2,595	→
Quarter ending June 2017	2,567	↓
Quarter ending September 2017	2,571	→
Variance since September 2016	(1.4%)	↓



ACTIVITY

Cumulative percentage of contracted UDA delivered 2017 & 2018



Month	Adjusted Scheduled Activity (UDA)	
	2017	2018
April	388	297
May	698	622
June	1,073	1,044
July	1,943	2,019
August	2,707	2,400
September	3,336	2,710
October	3,744	
November	4,607	
December	4,957	
January	5,620	
February	6,214	
March	6,817	
April	7,529	
May	7,524	
June	7,524	

QUALITY

	Quantity	Base Number	Contract	AT	Region	England
% of FP17s for the same patient ID Re-attending within 3 months - Children	27	352	7.7%	9.1%	11.4%	11.9%
% of FP17s for the same patient ID Re-attending within 3 months - Adults	245	1,539	15.9%	13.4%	15.7%	15.9%
% of FP17s for the same patient ID Re-attending between 3 & 9 months - Children	211	352	59.9%	61.7%	60.6%	58.1%
% of FP17s for the same patient ID Re-attending between 3 & 9 months - Adults	829	1,539	53.9%	52.3%	52.0%	50.6%
% of FP17s for Band 1 Urgent Courses	117	1,506	7.8%	8.1%	9.6%	9.1%
% of FP17s Relating to Free Repair or Replacements	34	1,506	2.3%	0.7%	0.7%	0.8%
% of FP17s Relating to Continuations	40	1,506	2.7%	1.0%	1.0%	1.1%
% of Patients satisfied with the dentistry they have received	20	23	87.0%	92.1%	91.6%	91.4%
% of Patients satisfied with the time they had to wait for an appointment	19	23	82.6%	88.2%	87.9%	87.7%

* This is based on patients treated on this contract for their most recent course of treatment. Figures in italics indicate the base number of FP17s or Patient Questionnaire responses are less than 100. N/A is shown where the base number of responses is less than 10 during the period. % is calculated as Quantity/Base number*100

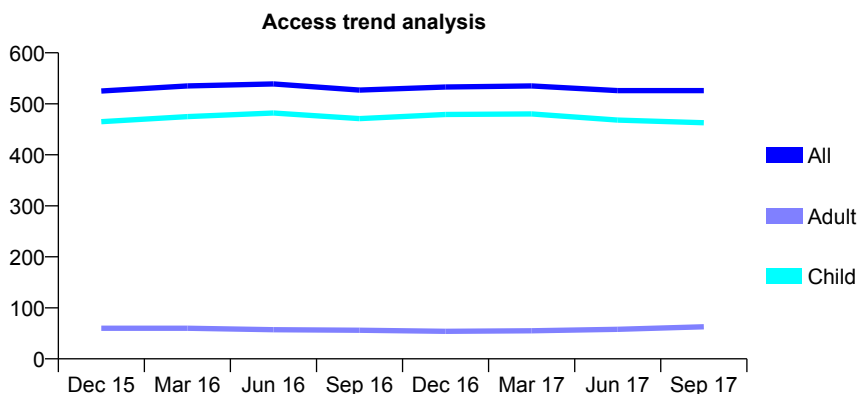
Q64 - Vital Signs At a Glance Contract Report for 334219/0001 - September 2017

Name or company name	MR NM HARRIS
Contract type name	GDS Contract
Purpose of contract	General
Contract start date	01/04/2006
Contract end date	

17/18 Contracted general activity (UDA)	1,850
Carry forward general activity (UDA)	54
17/18 Contracted orthodontic activity (UOA)	0
Carry forward orthodontic activity (UOA)	0
Baseline contract value	£62,178.19

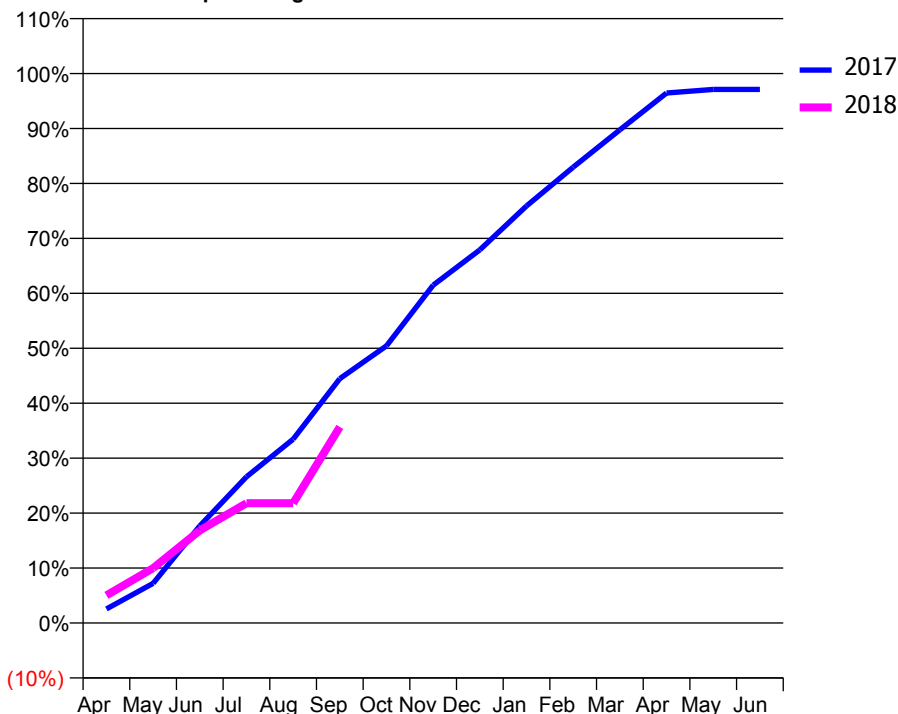
ACCESS*

Patients seen in 24 months	Total	Change since previous quarter
Quarter ending September 2016	527	
Quarter ending December 2016	533	→
Quarter ending March 2017	535	→
Quarter ending June 2017	526	↓
Quarter ending September 2017	526	→
Variance since September 2016	(0.2%)	→



ACTIVITY

Cumulative percentage of contracted UDA delivered 2017 & 2018



Month	Adjusted Scheduled Activity (UDA)	
	2017	2018
April	47	93
May	133	185
June	327	312
July	492	403
August	619	403
September	823	660
October	933	
November	1,138	
December	1,256	
January	1,404	
February	1,535	
March	1,660	
April	1,784	
May	1,796	
June	1,796	

QUALITY

	Quantity	Base Number	Contract	AT	Region	England
% of FP17s for the same patient ID Re-attending within 3 months - Children	29	399	7.3%	9.1%	11.4%	11.9%
% of FP17s for the same patient ID Re-attending within 3 months - Adults	0	16	0.0%	13.4%	15.7%	15.9%
% of FP17s for the same patient ID Re-attending between 3 & 9 months - Children	303	399	75.9%	61.7%	60.6%	58.1%
% of FP17s for the same patient ID Re-attending between 3 & 9 months - Adults	15	16	93.8%	52.3%	52.0%	50.6%
% of FP17s for Band 1 Urgent Courses	11	342	3.2%	8.1%	9.6%	9.1%
% of FP17s Relating to Free Repair or Replacements	0	342	0.0%	0.7%	0.7%	0.8%
% of FP17s Relating to Continuations	0	342	0.0%	1.0%	1.0%	1.1%
% of Patients satisfied with the dentistry they have received	2	2	N/A	92.1%	91.6%	91.4%
% of Patients satisfied with the time they had to wait for an appointment	2	2	N/A	88.2%	87.9%	87.7%

* This is based on patients treated on this contract for their most recent course of treatment. Figures in italics indicate the base number of FP17s or Patient Questionnaire responses are less than 100. N/A is shown where the base number of responses is less than 10 during the period. % is calculated as Quantity/Base number*100

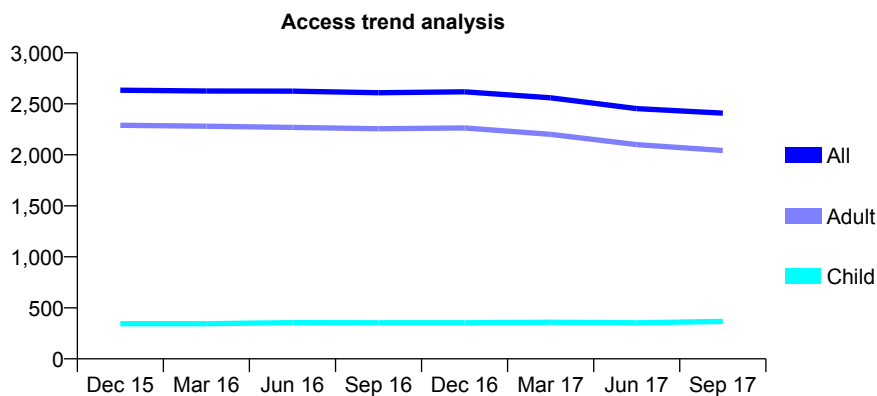
Q64 - Vital Signs At a Glance Contract Report for 335193/0001 - September 2017

Name or company name	MISS KJ TIMOTHY
Contract type name	GDS Contract
Purpose of contract	General
Contract start date	01/04/2006
Contract end date	

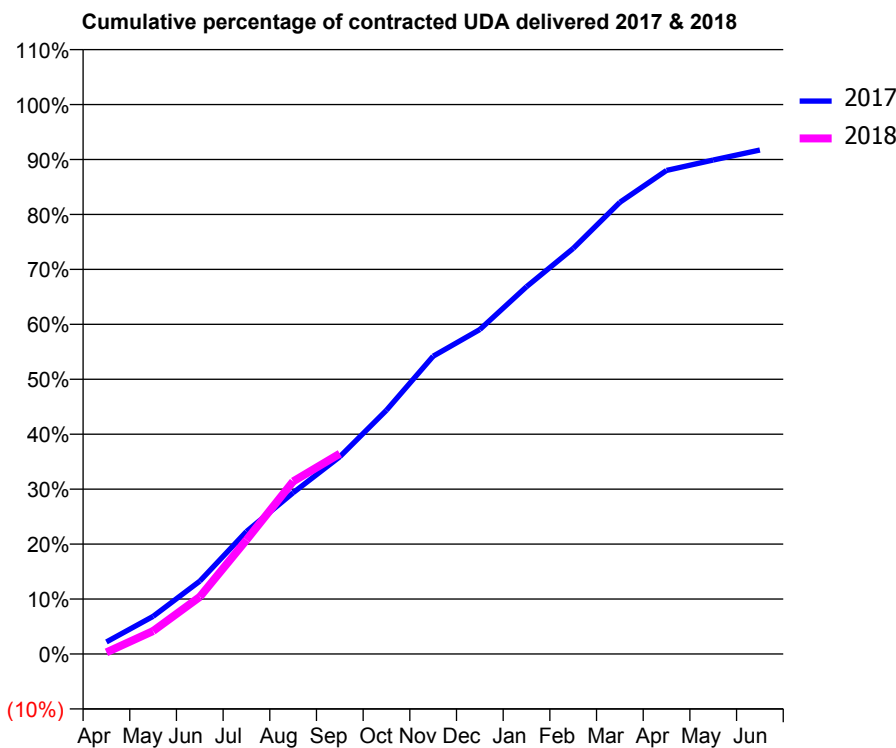
17/18 Contracted general activity (UDA)	6,535
Carry forward general activity (UDA)	0
17/18 Contracted orthodontic activity (UOA)	0
Carry forward orthodontic activity (UOA)	0
Baseline contract value	£189,507.13

ACCESS*

Patients seen in 24 months	Total	Change since previous quarter
Quarter ending September 2016	2,609	
Quarter ending December 2016	2,618	→
Quarter ending March 2017	2,559	↓
Quarter ending June 2017	2,453	↓
Quarter ending September 2017	2,409	↓
Variance since September 2016	(7.7%)	↓



ACTIVITY



Month	Adjusted Scheduled Activity (UDA)	
	2017	2018
April	143	20
May	447	273
June	867	680
July	1,457	1,356
August	1,919	2,053
September	2,347	2,383
October	2,900	
November	3,542	
December	3,859	
January	4,368	
February	4,824	
March	5,372	
April	5,751	
May	5,875	
June	5,994	

QUALITY

	Quantity	Base Number	Contract	AT	Region	England
% of FP17s for the same patient ID Re-attending within 3 months - Children	24	283	8.5%	9.1%	11.4%	11.9%
% of FP17s for the same patient ID Re-attending within 3 months - Adults	205	1,337	15.3%	13.4%	15.7%	15.9%
% of FP17s for the same patient ID Re-attending between 3 & 9 months - Children	165	283	58.3%	61.7%	60.6%	58.1%
% of FP17s for the same patient ID Re-attending between 3 & 9 months - Adults	690	1,337	51.6%	52.3%	52.0%	50.6%
% of FP17s for Band 1 Urgent Courses	116	1,404	8.3%	8.1%	9.6%	9.1%
% of FP17s Relating to Free Repair or Replacements	10	1,404	0.7%	0.7%	0.7%	0.8%
% of FP17s Relating to Continuations	38	1,404	2.7%	1.0%	1.0%	1.1%
% of Patients satisfied with the dentistry they have received	3	4	N/A	92.1%	91.6%	91.4%
% of Patients satisfied with the time they had to wait for an appointment	4	4	N/A	88.2%	87.9%	87.7%

* This is based on patients treated on this contract for their most recent course of treatment. Figures in italics indicate the base number of FP17s or Patient Questionnaire responses are less than 100. N/A is shown where the base number of responses is less than 10 during the period. % is calculated as Quantity/Base number*100

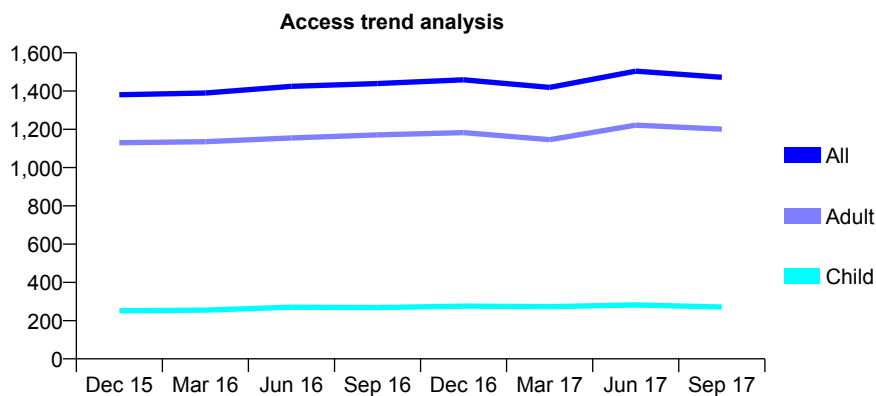
Q64 - Vital Signs At a Glance Contract Report for 335649/0001 - September 2017

Name or company name	MR GS SOLKER
Contract type name	GDS Contract
Purpose of contract	General
Contract start date	12/06/2006
Contract end date	

17/18 Contracted general activity (UDA)	3,861
Carry forward general activity (UDA)	72
17/18 Contracted orthodontic activity (UOA)	0
Carry forward orthodontic activity (UOA)	0
Baseline contract value	£89,384.54

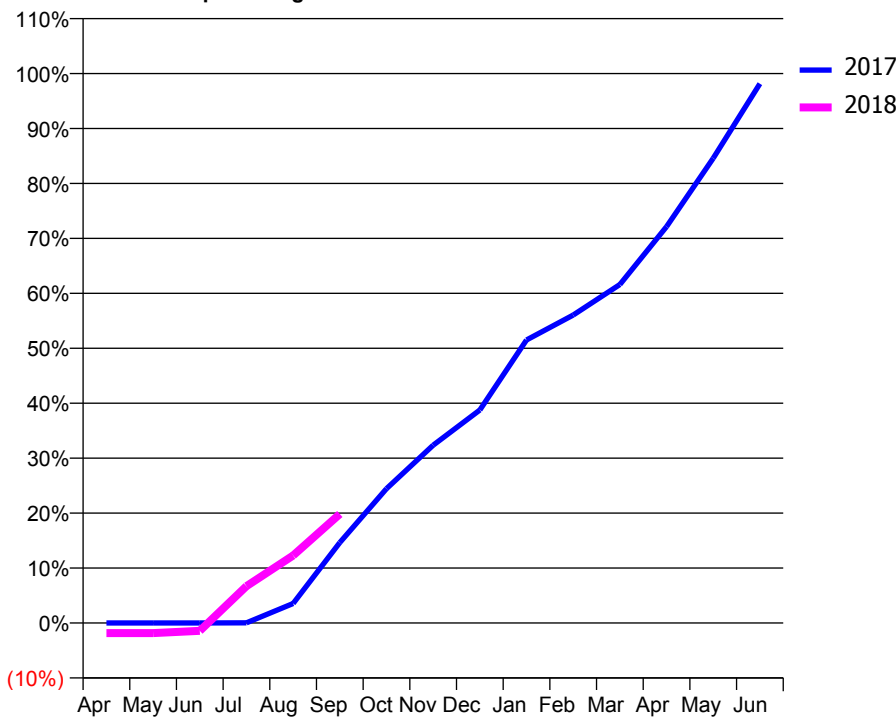
ACCESS*

Patients seen in 24 months	Total	Change since previous quarter
Quarter ending September 2016	1,439	
Quarter ending December 2016	1,459	→
Quarter ending March 2017	1,419	↓
Quarter ending June 2017	1,504	↑
Quarter ending September 2017	1,472	↓
Variance since September 2016	2.3%	↑



ACTIVITY

Cumulative percentage of contracted UDA delivered 2017 & 2018



Month	Adjusted Scheduled Activity (UDA)	
	2017	2018
April	0	-72
May	0	-72
June	0	-56
July	1	259
August	137	475
September	565	766
October	944	
November	1,250	
December	1,497	
January	1,989	
February	2,164	
March	2,378	
April	2,785	
May	3,265	
June	3,789	

QUALITY

	Quantity	Base Number	Contract	AT	Region	England
% of FP17s for the same patient ID Re-attending within 3 months - Children	4	186	2.2%	9.1%	11.4%	11.9%
% of FP17s for the same patient ID Re-attending within 3 months - Adults	50	848	5.9%	13.4%	15.7%	15.9%
% of FP17s for the same patient ID Re-attending between 3 & 9 months - Children	119	186	64.0%	61.7%	60.6%	58.1%
% of FP17s for the same patient ID Re-attending between 3 & 9 months - Adults	455	848	53.7%	52.3%	52.0%	50.6%
% of FP17s for Band 1 Urgent Courses	0	524	0.0%	8.1%	9.6%	9.1%
% of FP17s Relating to Free Repair or Replacements	2	524	0.4%	0.7%	0.7%	0.8%
% of FP17s Relating to Continuations	0	524	0.0%	1.0%	1.0%	1.1%
% of Patients satisfied with the dentistry they have received	9	9	N/A	92.1%	91.6%	91.4%
% of Patients satisfied with the time they had to wait for an appointment	8	9	N/A	88.2%	87.9%	87.7%

* This is based on patients treated on this contract for their most recent course of treatment. Figures in italics indicate the base number of FP17s or Patient Questionnaire responses are less than 100. N/A is shown where the base number of responses is less than 10 during the period. % is calculated as Quantity/Base number*100

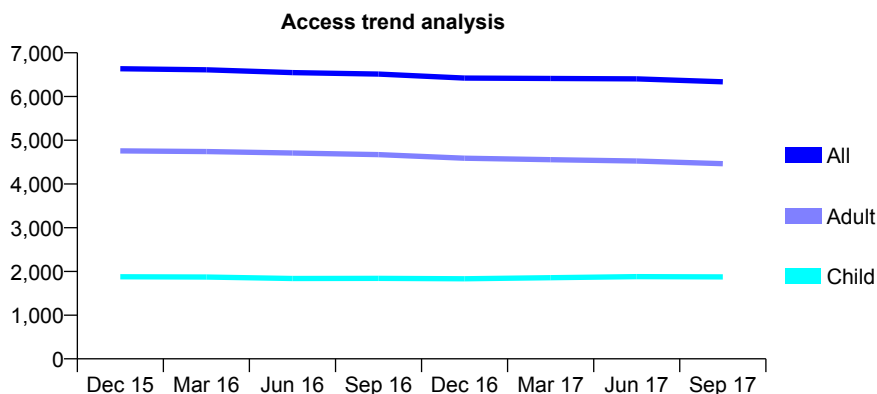
Q64 - Vital Signs At a Glance Contract Report for 344354/0001 - September 2017

Name or company name	MR CS FULLAWAY
Contract type name	GDS Contract
Purpose of contract	General
Contract start date	01/04/2006
Contract end date	

17/18 Contracted general activity (UDA)	12,742
Carry forward general activity (UDA)	71
17/18 Contracted orthodontic activity (UOA)	0
Carry forward orthodontic activity (UOA)	0
Baseline contract value	£344,455.34

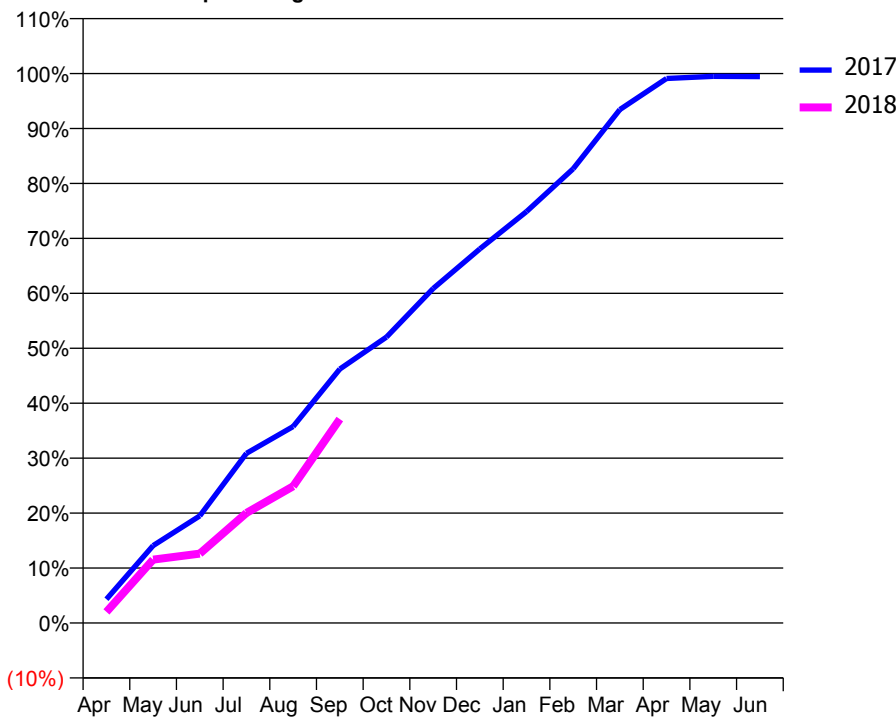
ACCESS*

Patients seen in 24 months	Total	Change since previous quarter
Quarter ending September 2016	6,512	
Quarter ending December 2016	6,423	↓
Quarter ending March 2017	6,413	→
Quarter ending June 2017	6,405	→
Quarter ending September 2017	6,338	↓
Variance since September 2016	(2.7%)	↓



ACTIVITY

Cumulative percentage of contracted UDA delivered 2017 & 2018



Adjusted Scheduled Activity (UDA)

Month	2017	2018
April	551	259
May	1,795	1,472
June	2,484	1,608
July	3,936	2,553
August	4,555	3,171
September	5,890	4,730
October	6,631	
November	7,757	
December	8,675	
January	9,542	
February	10,533	
March	11,907	
April	12,627	
May	12,677	
June	12,671	

QUALITY

	Quantity	Base Number	Contract	AT	Region	England
% of FP17s for the same patient ID Re-attending within 3 months - Children	88	1,352	6.5%	9.1%	11.4%	11.9%
% of FP17s for the same patient ID Re-attending within 3 months - Adults	433	2,712	16.0%	13.4%	15.7%	15.9%
% of FP17s for the same patient ID Re-attending between 3 & 9 months - Children	713	1,352	52.7%	61.7%	60.6%	58.1%
% of FP17s for the same patient ID Re-attending between 3 & 9 months - Adults	1,272	2,712	46.9%	52.3%	52.0%	50.6%
% of FP17s for Band 1 Urgent Courses	354	2,777	12.7%	8.1%	9.6%	9.1%
% of FP17s Relating to Free Repair or Replacements	24	2,777	0.9%	0.7%	0.7%	0.8%
% of FP17s Relating to Continuations	36	2,777	1.3%	1.0%	1.0%	1.1%
% of Patients satisfied with the dentistry they have received	20	22	90.9%	92.1%	91.6%	91.4%
% of Patients satisfied with the time they had to wait for an appointment	16	22	72.7%	88.2%	87.9%	87.7%

* This is based on patients treated on this contract for their most recent course of treatment. Figures in italics indicate the base number of FP17s or Patient Questionnaire responses are less than 100. N/A is shown where the base number of responses is less than 10 during the period. % is calculated as Quantity/Base number*100

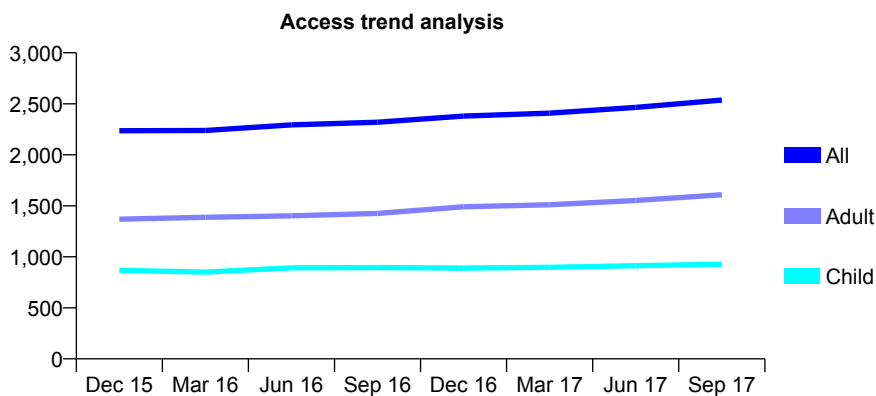
Q64 - Vital Signs At a Glance Contract Report for 354198/0001 - September 2017

Name or company name	MR F ABBASSIAN
Contract type name	GDS Contract
Purpose of contract	General
Contract start date	01/04/2006
Contract end date	

17/18 Contracted general activity (UDA)	8,643
Carry forward general activity (UDA)	284
17/18 Contracted orthodontic activity (UOA)	0
Carry forward orthodontic activity (UOA)	0
Baseline contract value	£214,948.27

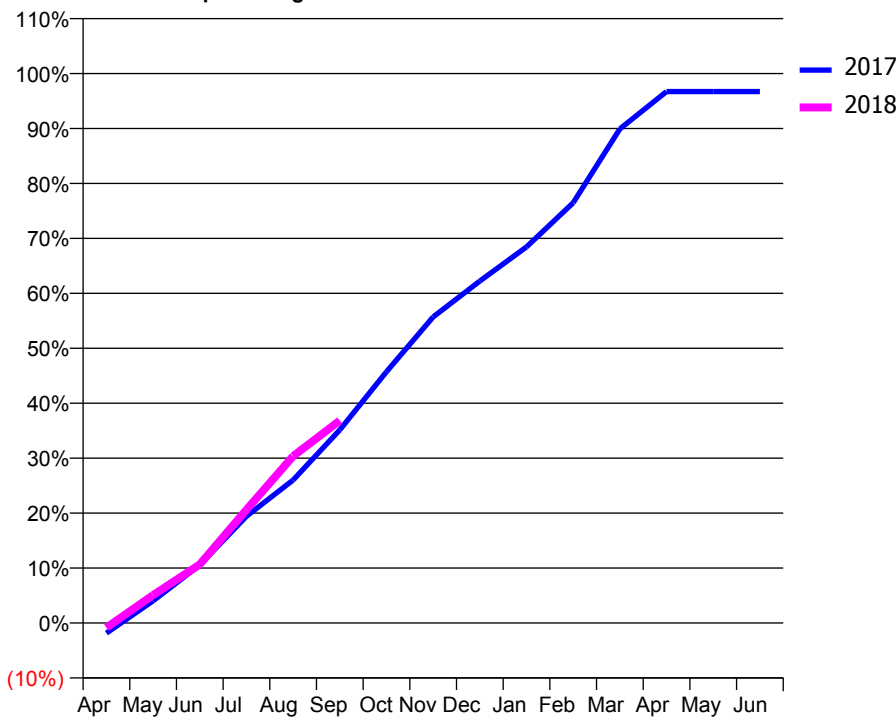
ACCESS*

Patients seen in 24 months	Total	Change since previous quarter
Quarter ending September 2016	2,320	
Quarter ending December 2016	2,380	↑
Quarter ending March 2017	2,408	→
Quarter ending June 2017	2,465	↑
Quarter ending September 2017	2,537	↑
Variance since September 2016	9.4%	↑



ACTIVITY

Cumulative percentage of contracted UDA delivered 2017 & 2018



Month	Adjusted Scheduled Activity (UDA)	
	2017	2018
April	-160	-75
May	349	440
June	913	922
July	1,678	1,783
August	2,249	2,624
September	3,038	3,186
October	3,952	
November	4,814	
December	5,380	
January	5,916	
February	6,611	
March	7,773	
April	8,359	
May	8,359	
June	8,359	

QUALITY

	Quantity	Base Number	Contract	AT	Region	England
% of FP17s for the same patient ID Re-attending within 3 months - Children	43	683	6.3%	9.1%	11.4%	11.9%
% of FP17s for the same patient ID Re-attending within 3 months - Adults	167	1,028	16.2%	13.4%	15.7%	15.9%
% of FP17s for the same patient ID Re-attending between 3 & 9 months - Children	400	683	58.6%	61.7%	60.6%	58.1%
% of FP17s for the same patient ID Re-attending between 3 & 9 months - Adults	457	1,028	44.5%	52.3%	52.0%	50.6%
% of FP17s for Band 1 Urgent Courses	143	1,567	9.1%	8.1%	9.6%	9.1%
% of FP17s Relating to Free Repair or Replacements	5	1,567	0.3%	0.7%	0.7%	0.8%
% of FP17s Relating to Continuations	23	1,567	1.5%	1.0%	1.0%	1.1%
% of Patients satisfied with the dentistry they have received	5	6	N/A	92.1%	91.6%	91.4%
% of Patients satisfied with the time they had to wait for an appointment	5	6	N/A	88.2%	87.9%	87.7%

* This is based on patients treated on this contract for their most recent course of treatment. Figures in italics indicate the base number of FP17s or Patient Questionnaire responses are less than 100. N/A is shown where the base number of responses is less than 10 during the period. % is calculated as Quantity/Base number*100

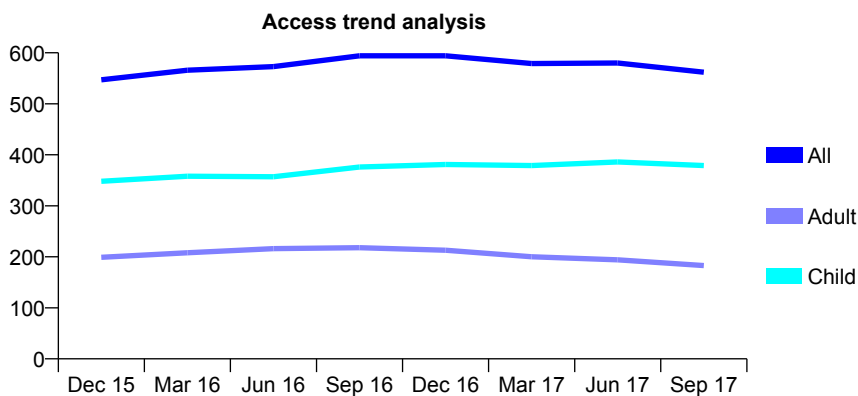
Q64 - Vital Signs At a Glance Contract Report for 354821/0001 - September 2017

Name or company name	MRS EM MARCHANT
Contract type name	GDS Contract
Purpose of contract	General
Contract start date	08/03/2010
Contract end date	

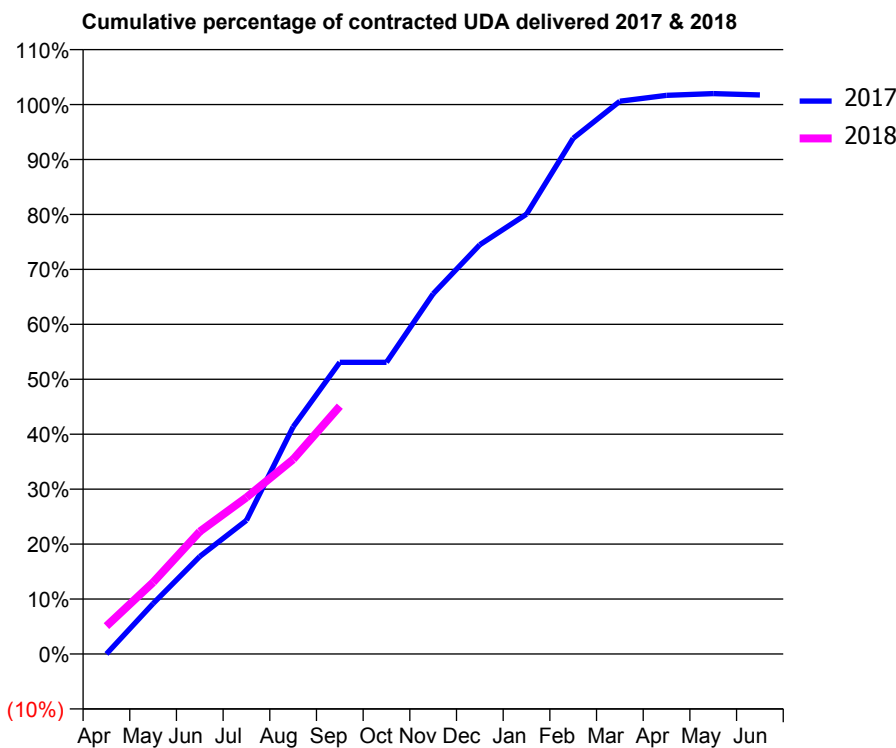
17/18 Contracted general activity (UDA)	1,319
Carry forward general activity (UDA)	-23
17/18 Contracted orthodontic activity (UOA)	0
Carry forward orthodontic activity (UOA)	0
Baseline contract value	£27,989.33

ACCESS*

Patients seen in 24 months	Total	Change since previous quarter
Quarter ending September 2016	594	
Quarter ending December 2016	594	→
Quarter ending March 2017	579	↓
Quarter ending June 2017	580	→
Quarter ending September 2017	562	↓
Variance since September 2016	(5.4%)	↓



ACTIVITY



Month	Adjusted Scheduled Activity (UDA)	
	2017	2018
April	0	67
May	121	172
June	234	294
July	321	376
August	545	467
September	700	595
October	700	
November	865	
December	983	
January	1,056	
February	1,238	
March	1,327	
April	1,341	
May	1,345	
June	1,342	

QUALITY

	Quantity	Base Number	Contract	AT	Region	England
% of FP17s for the same patient ID Re-attending within 3 months - Children	15	294	5.1%	9.1%	11.4%	11.9%
% of FP17s for the same patient ID Re-attending within 3 months - Adults	5	76	6.6%	13.4%	15.7%	15.9%
% of FP17s for the same patient ID Re-attending between 3 & 9 months - Children	188	294	63.9%	61.7%	60.6%	58.1%
% of FP17s for the same patient ID Re-attending between 3 & 9 months - Adults	50	76	65.8%	52.3%	52.0%	50.6%
% of FP17s for Band 1 Urgent Courses	0	359	0.0%	8.1%	9.6%	9.1%
% of FP17s Relating to Free Repair or Replacements	0	359	0.0%	0.7%	0.7%	0.8%
% of FP17s Relating to Continuations	0	359	0.0%	1.0%	1.0%	1.1%
% of Patients satisfied with the dentistry they have received	3	3	N/A	92.1%	91.6%	91.4%
% of Patients satisfied with the time they had to wait for an appointment	3	3	N/A	88.2%	87.9%	87.7%

* This is based on patients treated on this contract for their most recent course of treatment. Figures in italics indicate the base number of FP17s or Patient Questionnaire responses are less than 100. N/A is shown where the base number of responses is less than 10 during the period. % is calculated as Quantity/Base number*100

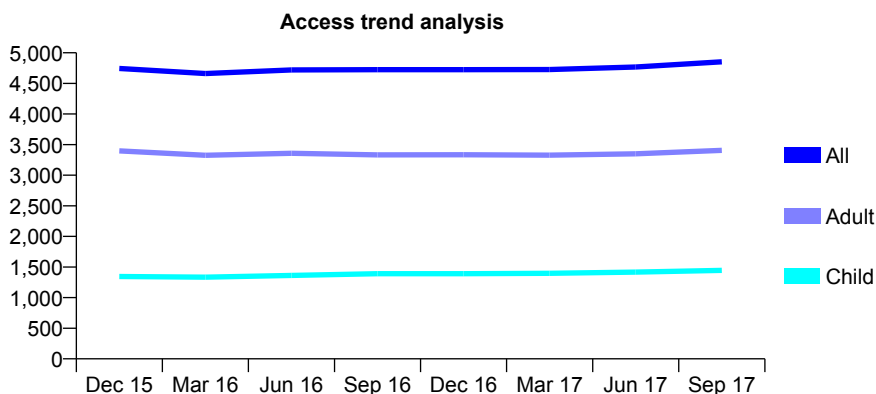
Q64 - Vital Signs At a Glance Contract Report for 363782/0001 - September 2017

Name or company name	MR UH OGUIKE
Contract type name	GDS Contract
Purpose of contract	General
Contract start date	01/10/2008
Contract end date	

17/18 Contracted general activity (UDA)	13,465
Carry forward general activity (UDA)	-2
17/18 Contracted orthodontic activity (UOA)	0
Carry forward orthodontic activity (UOA)	0
Baseline contract value	£320,733.44

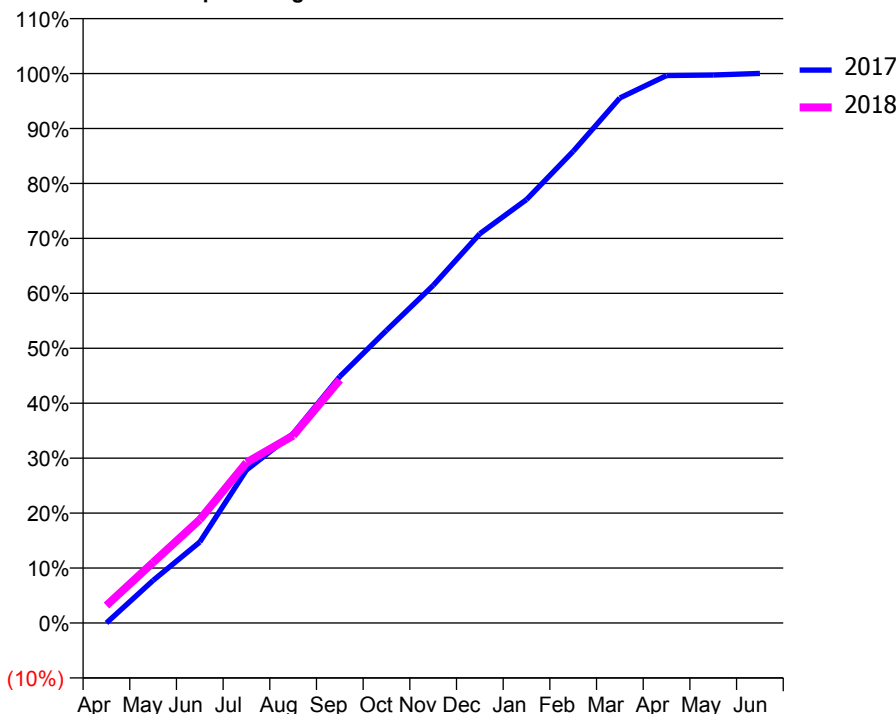
ACCESS*

Patients seen in 24 months	Total	Change since previous quarter
Quarter ending September 2016	4,725	
Quarter ending December 2016	4,725	→
Quarter ending March 2017	4,726	→
Quarter ending June 2017	4,767	→
Quarter ending September 2017	4,852	→
Variance since September 2016	2.7%	↑



ACTIVITY

Cumulative percentage of contracted UDA delivered 2017 & 2018



Month	Adjusted Scheduled Activity (UDA)	
	2017	2018
April	0	430
May	1,044	1,485
June	1,984	2,532
July	3,750	3,933
August	4,643	4,594
September	6,041	5,957
October	7,170	
November	8,271	
December	9,539	
January	10,375	
February	11,558	
March	12,867	
April	13,415	
May	13,429	
June	13,467	

QUALITY

	Quantity	Base Number	Contract	AT	Region	England
% of FP17s for the same patient ID Re-attending within 3 months - Children	63	1,018	6.2%	9.1%	11.4%	11.9%
% of FP17s for the same patient ID Re-attending within 3 months - Adults	269	2,195	12.3%	13.4%	15.7%	15.9%
% of FP17s for the same patient ID Re-attending between 3 & 9 months - Children	575	1,018	56.5%	61.7%	60.6%	58.1%
% of FP17s for the same patient ID Re-attending between 3 & 9 months - Adults	1,146	2,195	52.2%	52.3%	52.0%	50.6%
% of FP17s for Band 1 Urgent Courses	164	2,928	5.6%	8.1%	9.6%	9.1%
% of FP17s Relating to Free Repair or Replacements	6	2,928	0.2%	0.7%	0.7%	0.8%
% of FP17s Relating to Continuations	34	2,928	1.2%	1.0%	1.0%	1.1%
% of Patients satisfied with the dentistry they have received	7	8	N/A	92.1%	91.6%	91.4%
% of Patients satisfied with the time they had to wait for an appointment	7	8	N/A	88.2%	87.9%	87.7%

* This is based on patients treated on this contract for their most recent course of treatment. Figures in italics indicate the base number of FP17s or Patient Questionnaire responses are less than 100. N/A is shown where the base number of responses is less than 10 during the period. % is calculated as Quantity/Base number*100

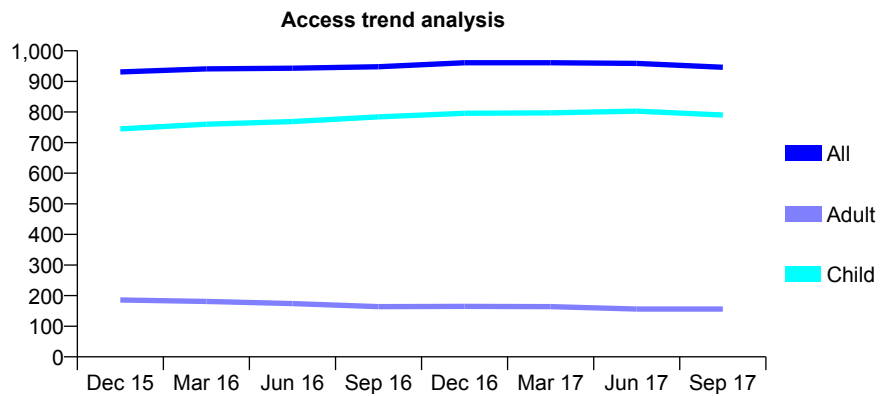
Q64 - Vital Signs At a Glance Contract Report for 386782/0001 - September 2017

Name or company name	MR AA REED
Contract type name	GDS Contract
Purpose of contract	General
Contract start date	01/04/2006
Contract end date	

17/18 Contracted general activity (UDA)	2,000
Carry forward general activity (UDA)	-24
17/18 Contracted orthodontic activity (UOA)	0
Carry forward orthodontic activity (UOA)	0
Baseline contract value	£42,874.58

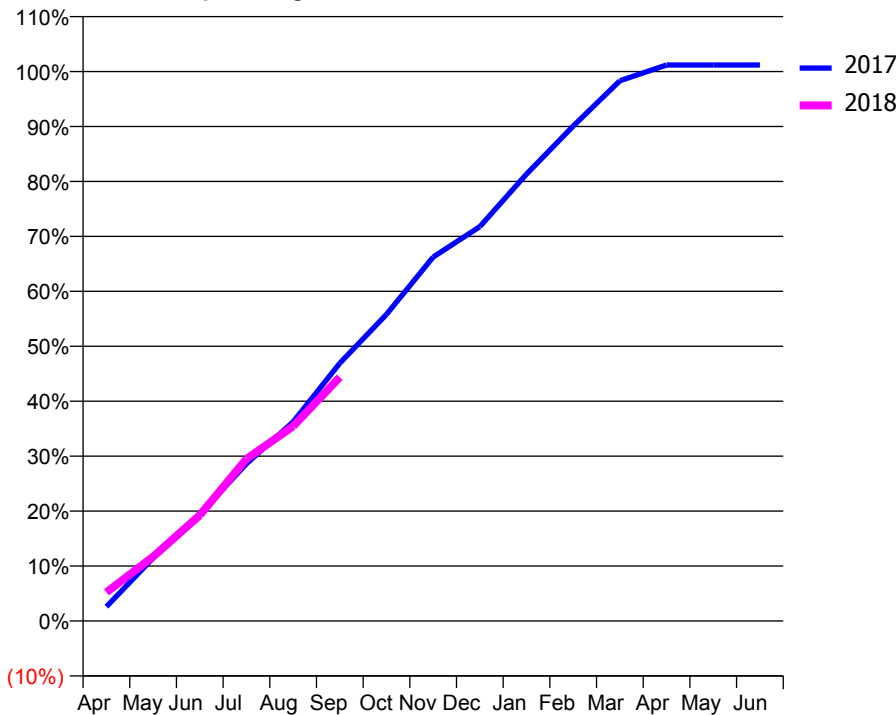
ACCESS*

Patients seen in 24 months	Total	Change since previous quarter
Quarter ending September 2016	948	
Quarter ending December 2016	961	→
Quarter ending March 2017	961	→
Quarter ending June 2017	959	→
Quarter ending September 2017	946	↓
Variance since September 2016	(0.2%)	→



ACTIVITY

Cumulative percentage of contracted UDA delivered 2017 & 2018



Month	Adjusted Scheduled Activity (UDA)	
	2017	2018
April	52	104
May	229	234
June	389	385
July	573	590
August	725	709
September	939	888
October	1,116	
November	1,325	
December	1,435	
January	1,627	
February	1,801	
March	1,966	
April	2,024	
May	2,024	
June	2,024	

QUALITY

	Quantity	Base Number	Contract	AT	Region	England
% of FP17s for the same patient ID Re-attending within 3 months - Children	20	437	4.6%	9.1%	11.4%	11.9%
% of FP17s for the same patient ID Re-attending within 3 months - Adults	13	86	15.1%	13.4%	15.7%	15.9%
% of FP17s for the same patient ID Re-attending between 3 & 9 months - Children	233	437	53.3%	61.7%	60.6%	58.1%
% of FP17s for the same patient ID Re-attending between 3 & 9 months - Adults	45	86	52.3%	52.3%	52.0%	50.6%
% of FP17s for Band 1 Urgent Courses	23	487	4.7%	8.1%	9.6%	9.1%
% of FP17s Relating to Free Repair or Replacements	0	487	0.0%	0.7%	0.7%	0.8%
% of FP17s Relating to Continuations	0	487	0.0%	1.0%	1.0%	1.1%
% of Patients satisfied with the dentistry they have received	0	0	N/A	92.1%	91.6%	91.4%
% of Patients satisfied with the time they had to wait for an appointment	0	0	N/A	88.2%	87.9%	87.7%

* This is based on patients treated on this contract for their most recent course of treatment. Figures in italics indicate the base number of FP17s or Patient Questionnaire responses are less than 100. N/A is shown where the base number of responses is less than 10 during the period. % is calculated as Quantity/Base number*100

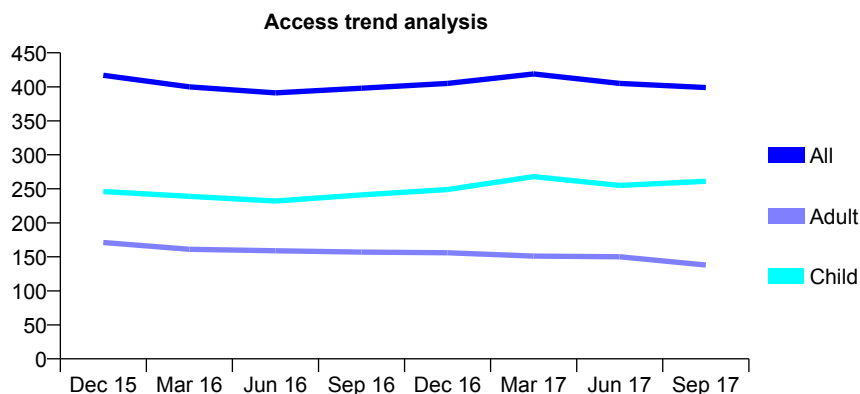
Q64 - Vital Signs At a Glance Contract Report for 559598/0001 - September 2017

Name or company name	MISS RA EVANS
Contract type name	GDS Contract
Purpose of contract	General
Contract start date	01/04/2006
Contract end date	

17/18 Contracted general activity (UDA)	900
Carry forward general activity (UDA)	-4
17/18 Contracted orthodontic activity (UOA)	0
Carry forward orthodontic activity (UOA)	0
Baseline contract value	£24,044.14

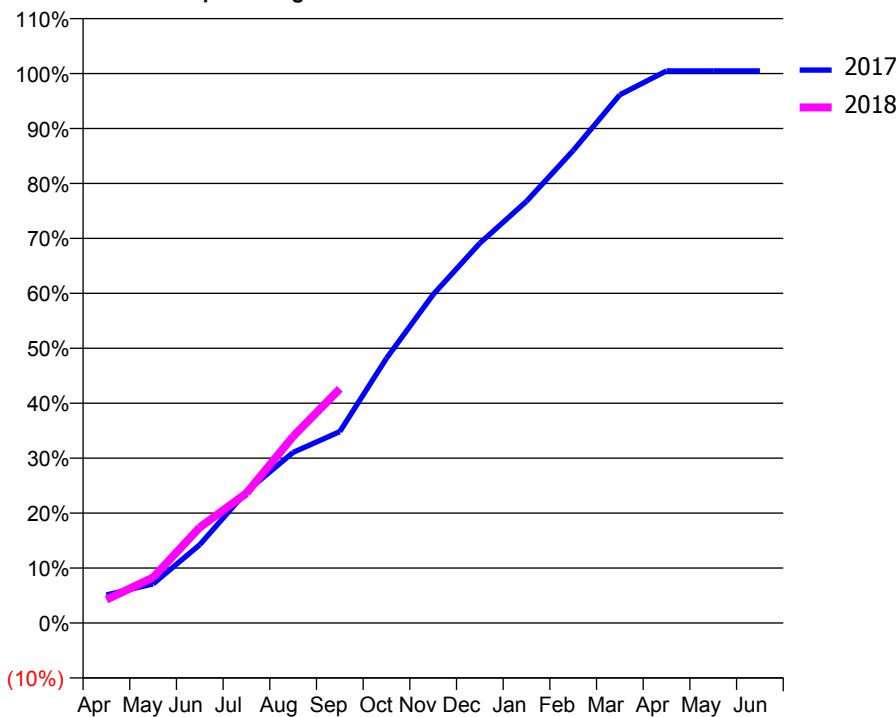
ACCESS*

Patients seen in 24 months	Total	Change since previous quarter
Quarter ending September 2016	398	
Quarter ending December 2016	405	→
Quarter ending March 2017	419	↑
Quarter ending June 2017	405	↓
Quarter ending September 2017	399	↓
Variance since September 2016	0.3%	→



ACTIVITY

Cumulative percentage of contracted UDA delivered 2017 & 2018



Month	Adjusted Scheduled Activity (UDA)	
	2017	2018
April	46	38
May	64	75
June	128	157
July	215	213
August	279	306
September	314	384
October	434	
November	538	
December	622	
January	691	
February	774	
March	865	
April	904	
May	904	
June	904	

QUALITY

	Quantity	Base Number	Contract	AT	Region	England
% of FP17s for the same patient ID Re-attending within 3 months - Children	4	191	2.1%	9.1%	11.4%	11.9%
% of FP17s for the same patient ID Re-attending within 3 months - Adults	15	83	18.1%	13.4%	15.7%	15.9%
% of FP17s for the same patient ID Re-attending between 3 & 9 months - Children	72	191	37.7%	61.7%	60.6%	58.1%
% of FP17s for the same patient ID Re-attending between 3 & 9 months - Adults	45	83	54.2%	52.3%	52.0%	50.6%
% of FP17s for Band 1 Urgent Courses	4	251	1.6%	8.1%	9.6%	9.1%
% of FP17s Relating to Free Repair or Replacements	0	251	0.0%	0.7%	0.7%	0.8%
% of FP17s Relating to Continuations	6	251	2.4%	1.0%	1.0%	1.1%
% of Patients satisfied with the dentistry they have received	1	1	N/A	92.1%	91.6%	91.4%
% of Patients satisfied with the time they had to wait for an appointment	1	1	N/A	88.2%	87.9%	87.7%

* This is based on patients treated on this contract for their most recent course of treatment. Figures in italics indicate the base number of FP17s or Patient Questionnaire responses are less than 100. N/A is shown where the base number of responses is less than 10 during the period. % is calculated as Quantity/Base number*100

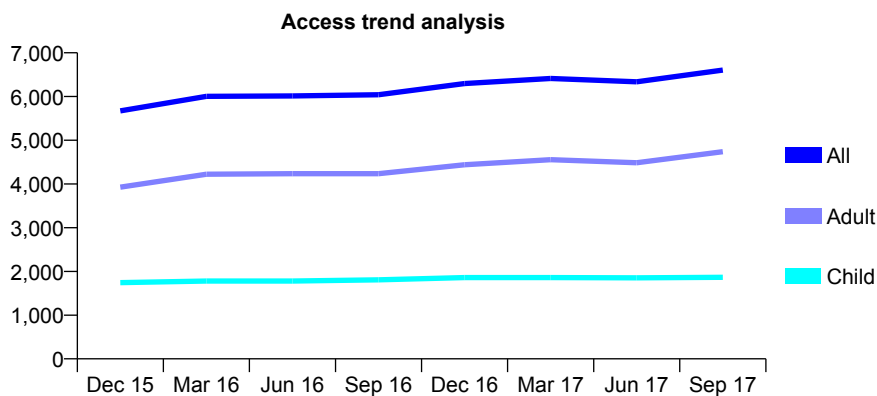
Q64 - Vital Signs At a Glance Contract Report for 564028/0001 - September 2017

Name or company name	Westbury Dental Surgery Partnership
Contract type name	GDS Contract
Purpose of contract	General
Contract start date	01/04/2006
Contract end date	

17/18 Contracted general activity (UDA)	16,372
Carry forward general activity (UDA)	-327
17/18 Contracted orthodontic activity (UOA)	0
Carry forward orthodontic activity (UOA)	0
Baseline contract value	£426,461.96

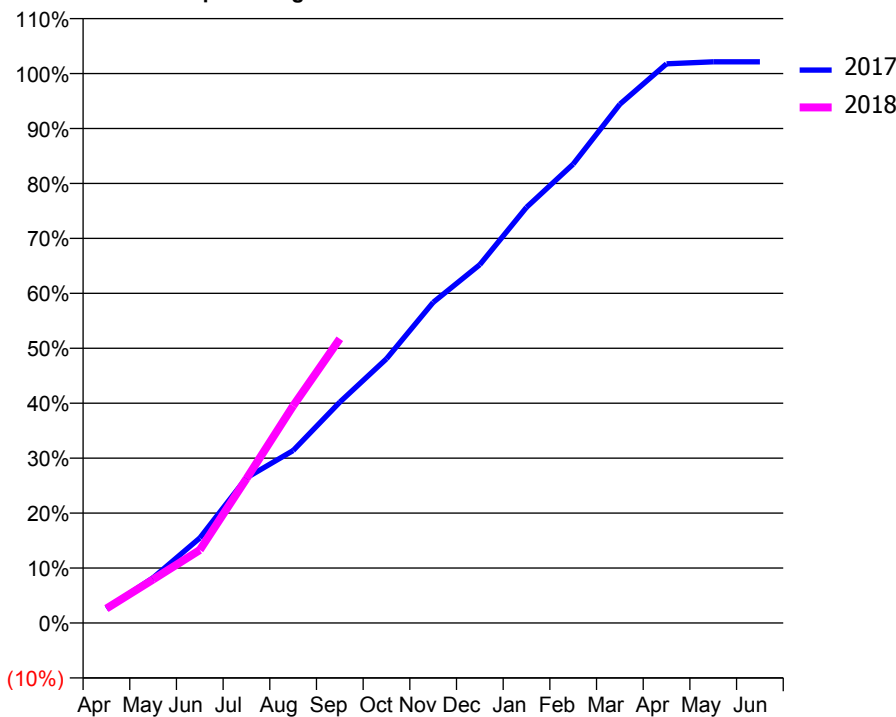
ACCESS*

Patients seen in 24 months	Total	Change since previous quarter
Quarter ending September 2016	6,042	
Quarter ending December 2016	6,298	↑
Quarter ending March 2017	6,413	→
Quarter ending June 2017	6,338	↓
Quarter ending September 2017	6,605	↑
Variance since September 2016	9.3%	↑



ACTIVITY

Cumulative percentage of contracted UDA delivered 2017 & 2018



Month	Adjusted Scheduled Activity (UDA)	
	2017	2018
April	426	430
May	1,348	1,298
June	2,533	2,177
July	4,325	4,301
August	5,137	6,469
September	6,580	8,470
October	7,873	
November	9,553	
December	10,679	
January	12,385	
February	13,671	
March	15,458	
April	16,659	
May	16,719	
June	16,721	

QUALITY

	Quantity	Base Number	Contract	AT	Region	England
% of FP17s for the same patient ID Re-attending within 3 months - Children	105	1,175	8.9%	9.1%	11.4%	11.9%
% of FP17s for the same patient ID Re-attending within 3 months - Adults	266	2,718	9.8%	13.4%	15.7%	15.9%
% of FP17s for the same patient ID Re-attending between 3 & 9 months - Children	628	1,175	53.4%	61.7%	60.6%	58.1%
% of FP17s for the same patient ID Re-attending between 3 & 9 months - Adults	890	2,718	32.7%	52.3%	52.0%	50.6%
% of FP17s for Band 1 Urgent Courses	253	3,331	7.6%	8.1%	9.6%	9.1%
% of FP17s Relating to Free Repair or Replacements	3	3,331	0.1%	0.7%	0.7%	0.8%
% of FP17s Relating to Continuations	8	3,331	0.2%	1.0%	1.0%	1.1%
% of Patients satisfied with the dentistry they have received	25	29	86.2%	92.1%	91.6%	91.4%
% of Patients satisfied with the time they had to wait for an appointment	27	29	93.1%	88.2%	87.9%	87.7%

* This is based on patients treated on this contract for their most recent course of treatment. Figures in italics indicate the base number of FP17s or Patient Questionnaire responses are less than 100. N/A is shown where the base number of responses is less than 10 during the period. % is calculated as Quantity/Base number*100

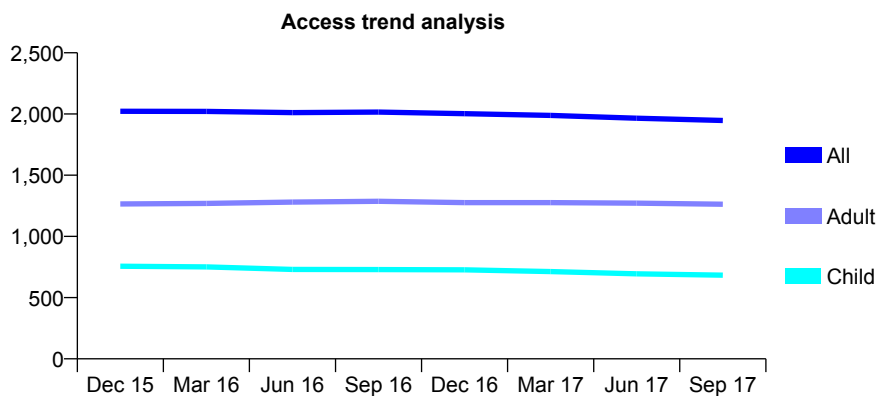
Q64 - Vital Signs At a Glance Contract Report for 573396/0001 - September 2017

Name or company name	MR JR THORNTON
Contract type name	GDS Contract
Purpose of contract	General
Contract start date	01/04/2006
Contract end date	

17/18 Contracted general activity (UDA)	5,500
Carry forward general activity (UDA)	168
17/18 Contracted orthodontic activity (UOA)	0
Carry forward orthodontic activity (UOA)	0
Baseline contract value	£121,589.98

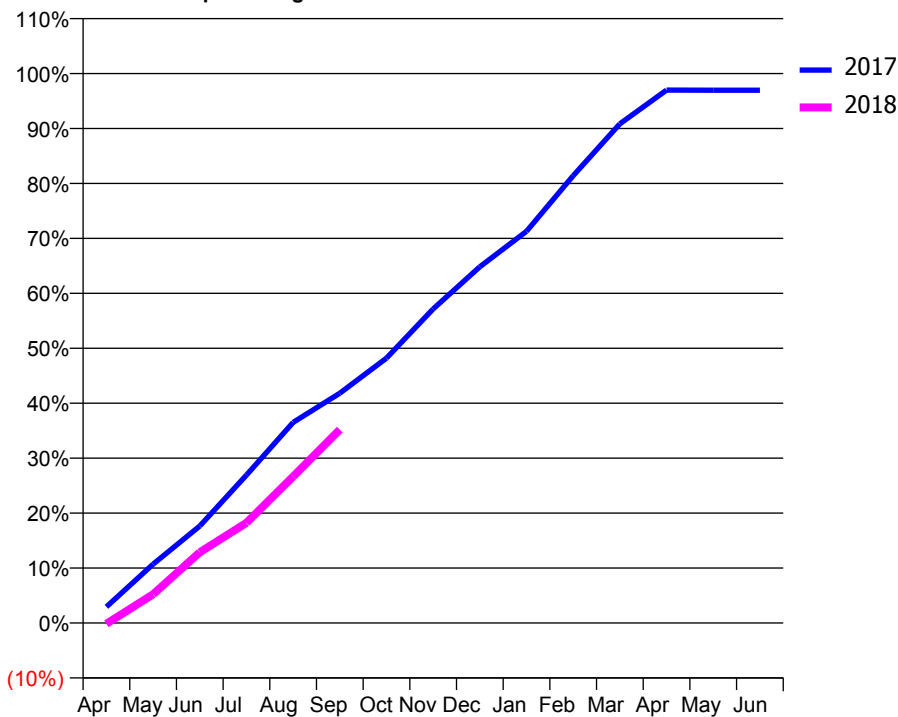
ACCESS*

Patients seen in 24 months	Total	Change since previous quarter
Quarter ending September 2016	2,016	
Quarter ending December 2016	2,003	→
Quarter ending March 2017	1,989	→
Quarter ending June 2017	1,966	↓
Quarter ending September 2017	1,947	→
Variance since September 2016	(3.4%)	↓



ACTIVITY

Cumulative percentage of contracted UDA delivered 2017 & 2018



Month	Adjusted Scheduled Activity (UDA)	
	2017	2018
April	162	-9
May	590	288
June	971	708
July	1,480	1,004
August	2,007	1,466
September	2,301	1,936
October	2,652	
November	3,143	
December	3,566	
January	3,921	
February	4,477	
March	4,996	
April	5,334	
May	5,332	
June	5,332	

QUALITY

	Quantity	Base Number	Contract	AT	Region	England
% of FP17s for the same patient ID Re-attending within 3 months - Children	31	491	6.3%	9.1%	11.4%	11.9%
% of FP17s for the same patient ID Re-attending within 3 months - Adults	102	815	12.5%	13.4%	15.7%	15.9%
% of FP17s for the same patient ID Re-attending between 3 & 9 months - Children	282	491	57.4%	61.7%	60.6%	58.1%
% of FP17s for the same patient ID Re-attending between 3 & 9 months - Adults	439	815	53.9%	52.3%	52.0%	50.6%
% of FP17s for Band 1 Urgent Courses	25	1,166	2.1%	8.1%	9.6%	9.1%
% of FP17s Relating to Free Repair or Replacements	9	1,166	0.8%	0.7%	0.7%	0.8%
% of FP17s Relating to Continuations	0	1,166	0.0%	1.0%	1.0%	1.1%
% of Patients satisfied with the dentistry they have received	4	4	N/A	92.1%	91.6%	91.4%
% of Patients satisfied with the time they had to wait for an appointment	4	4	N/A	88.2%	87.9%	87.7%

* This is based on patients treated on this contract for their most recent course of treatment. Figures in italics indicate the base number of FP17s or Patient Questionnaire responses are less than 100. N/A is shown where the base number of responses is less than 10 during the period. % is calculated as Quantity/Base number*100

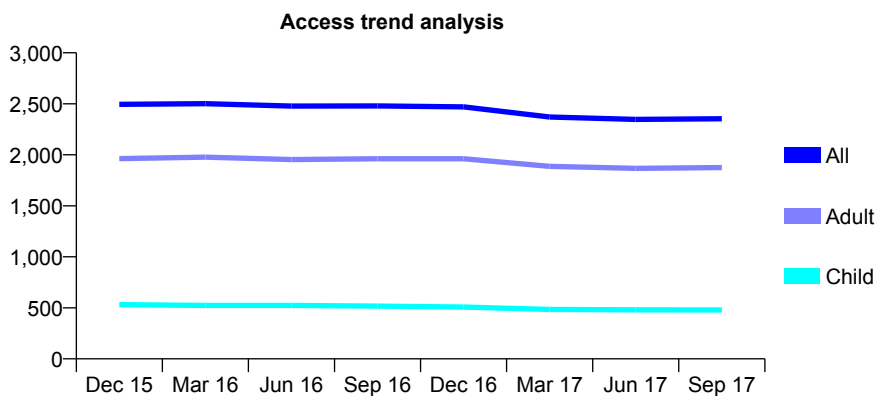
Q64 - Vital Signs At a Glance Contract Report for 573892/0001 - September 2017

Name or company name	MR JA SETON
Contract type name	GDS Contract
Purpose of contract	General
Contract start date	01/04/2006
Contract end date	

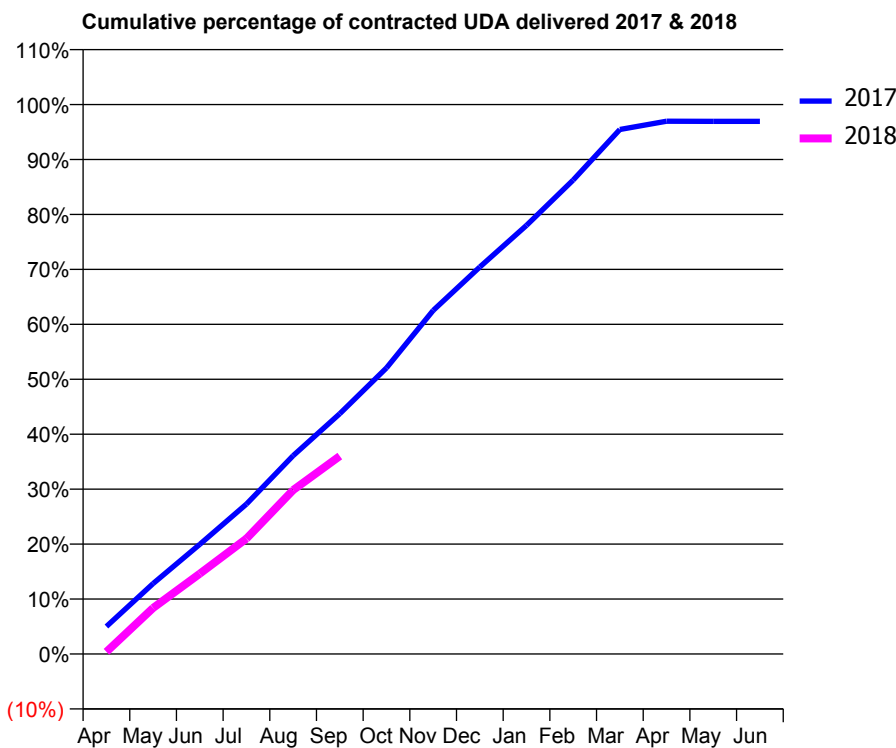
17/18 Contracted general activity (UDA)	7,618
Carry forward general activity (UDA)	234
17/18 Contracted orthodontic activity (UOA)	0
Carry forward orthodontic activity (UOA)	0
Baseline contract value	£158,337.10

ACCESS*

Patients seen in 24 months	Total	Change since previous quarter
Quarter ending September 2016	2,479	
Quarter ending December 2016	2,470	→
Quarter ending March 2017	2,371	↓
Quarter ending June 2017	2,347	↓
Quarter ending September 2017	2,354	→
Variance since September 2016	(5.0%)	↓



ACTIVITY



Month	Adjusted Scheduled Activity (UDA)	
	2017	2018
April	382	31
May	976	638
June	1,520	1,114
July	2,079	1,599
August	2,749	2,272
September	3,333	2,744
October	3,966	
November	4,764	
December	5,365	
January	5,943	
February	6,570	
March	7,273	
April	7,386	
May	7,384	
June	7,384	

QUALITY

	Quantity	Base Number	Contract	AT	Region	England
% of FP17s for the same patient ID Re-attending within 3 months - Children	24	361	6.6%	9.1%	11.4%	11.9%
% of FP17s for the same patient ID Re-attending within 3 months - Adults	117	1,336	8.8%	13.4%	15.7%	15.9%
% of FP17s for the same patient ID Re-attending between 3 & 9 months - Children	233	361	64.5%	61.7%	60.6%	58.1%
% of FP17s for the same patient ID Re-attending between 3 & 9 months - Adults	895	1,336	67.0%	52.3%	52.0%	50.6%
% of FP17s for Band 1 Urgent Courses	115	1,631	7.1%	8.1%	9.6%	9.1%
% of FP17s Relating to Free Repair or Replacements	20	1,631	1.2%	0.7%	0.7%	0.8%
% of FP17s Relating to Continuations	5	1,631	0.3%	1.0%	1.0%	1.1%
% of Patients satisfied with the dentistry they have received	13	13	100.0%	92.1%	91.6%	91.4%
% of Patients satisfied with the time they had to wait for an appointment	13	13	100.0%	88.2%	87.9%	87.7%

* This is based on patients treated on this contract for their most recent course of treatment. Figures in italics indicate the base number of FP17s or Patient Questionnaire responses are less than 100. N/A is shown where the base number of responses is less than 10 during the period. % is calculated as Quantity/Base number*100

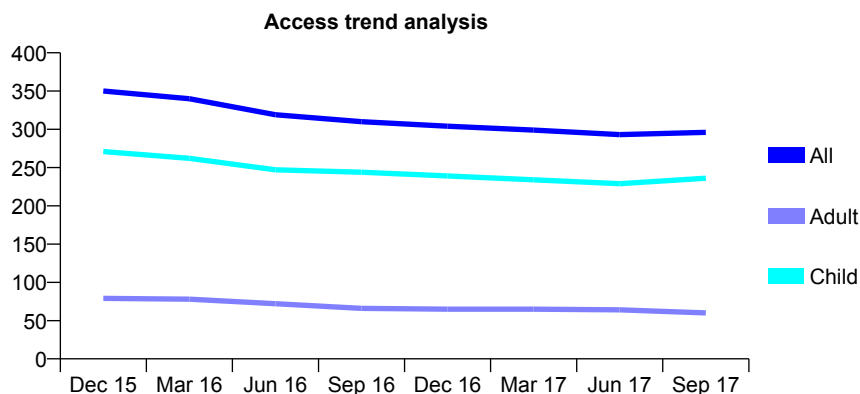
Q64 - Vital Signs At a Glance Contract Report for 620173/0001 - September 2017

Name or company name	MR JP MACAULAY
Contract type name	GDS Contract
Purpose of contract	General
Contract start date	01/04/2008
Contract end date	

17/18 Contracted general activity (UDA)	502
Carry forward general activity (UDA)	-10
17/18 Contracted orthodontic activity (UOA)	0
Carry forward orthodontic activity (UOA)	0
Baseline contract value	£10,721.48

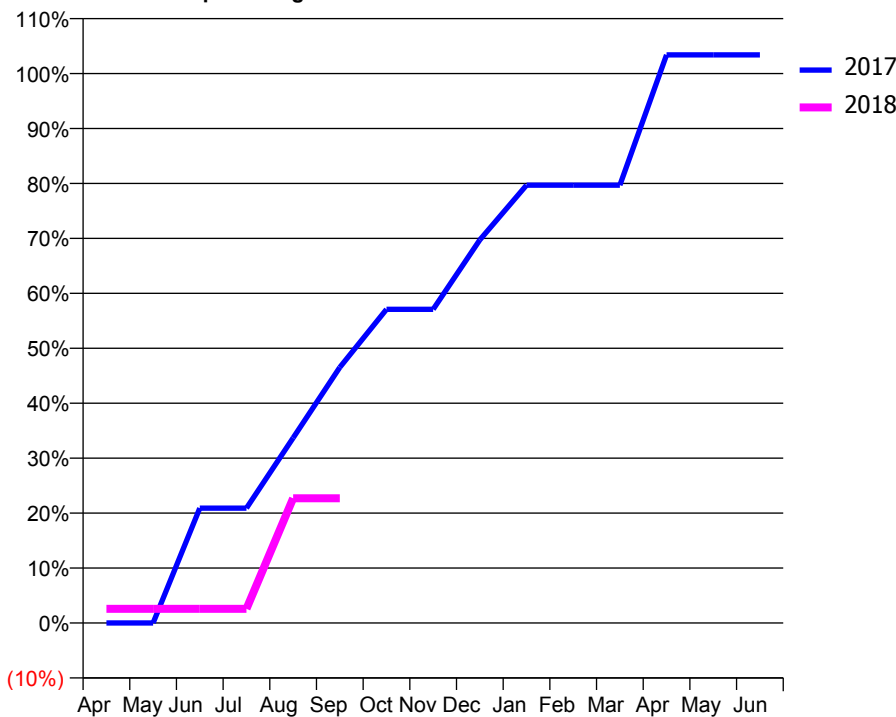
ACCESS*

Patients seen in 24 months	Total	Change since previous quarter
Quarter ending September 2016	310	
Quarter ending December 2016	304	↓
Quarter ending March 2017	299	↓
Quarter ending June 2017	293	↓
Quarter ending September 2017	296	→
Variance since September 2016	(4.5%)	↓



ACTIVITY

Cumulative percentage of contracted UDA delivered 2017 & 2018



Adjusted Scheduled Activity (UDA)

Month	2017	2018
April	0	13
May	0	13
June	105	13
July	105	13
August	169	114
September	234	114
October	287	
November	287	
December	350	
January	400	
February	400	
March	400	
April	519	
May	519	
June	519	

QUALITY

	Quantity	Base Number	Contract	AT	Region	England
% of FP17s for the same patient ID Re-attending within 3 months - Children	5	205	2.4%	9.1%	11.4%	11.9%
% of FP17s for the same patient ID Re-attending within 3 months - Adults	0	30	0.0%	13.4%	15.7%	15.9%
% of FP17s for the same patient ID Re-attending between 3 & 9 months - Children	131	205	63.9%	61.7%	60.6%	58.1%
% of FP17s for the same patient ID Re-attending between 3 & 9 months - Adults	25	30	83.3%	52.3%	52.0%	50.6%
% of FP17s for Band 1 Urgent Courses	1	140	0.7%	8.1%	9.6%	9.1%
% of FP17s Relating to Free Repair or Replacements	0	140	0.0%	0.7%	0.7%	0.8%
% of FP17s Relating to Continuations	0	140	0.0%	1.0%	1.0%	1.1%
% of Patients satisfied with the dentistry they have received	1	1	N/A	92.1%	91.6%	91.4%
% of Patients satisfied with the time they had to wait for an appointment	1	1	N/A	88.2%	87.9%	87.7%

* This is based on patients treated on this contract for their most recent course of treatment. Figures in italics indicate the base number of FP17s or Patient Questionnaire responses are less than 100. N/A is shown where the base number of responses is less than 10 during the period. % is calculated as Quantity/Base number*100

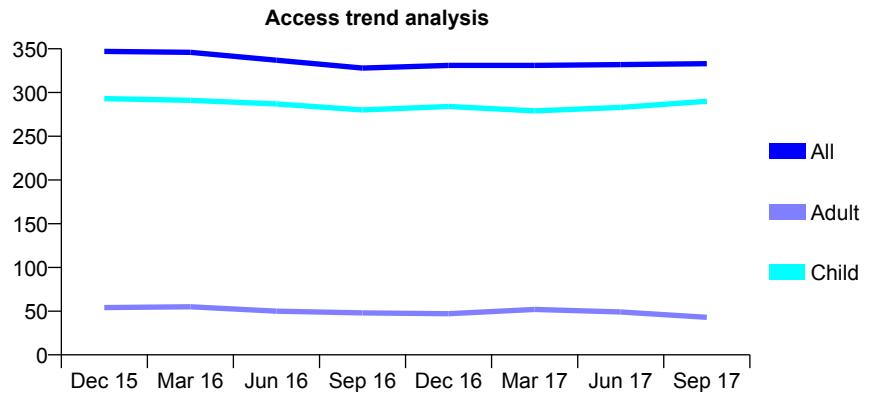
Q64 - Vital Signs At a Glance Contract Report for 623229/0001 - September 2017

Name or company name	MR PJ JAMES
Contract type name	GDS Contract
Purpose of contract	General
Contract start date	01/04/2006
Contract end date	

17/18 Contracted general activity (UDA)	700
Carry forward general activity (UDA)	0
17/18 Contracted orthodontic activity (UOA)	0
Carry forward orthodontic activity (UOA)	0
Baseline contract value	£17,580.99

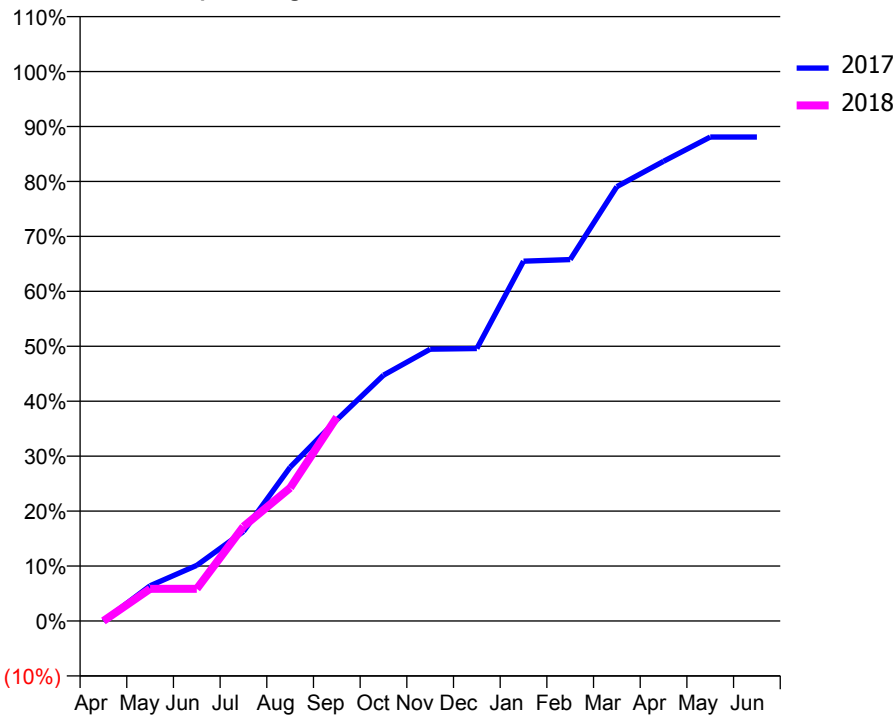
ACCESS*

Patients seen in 24 months	Total	Change since previous quarter
Quarter ending September 2016	328	
Quarter ending December 2016	331	→
Quarter ending March 2017	331	→
Quarter ending June 2017	332	→
Quarter ending September 2017	333	→
Variance since September 2016	1.5%	→



ACTIVITY

Cumulative percentage of contracted UDA delivered 2017 & 2018



Month	Adjusted Scheduled Activity (UDA)	
	2017	2018
April	0	0
May	45	41
June	71	41
July	114	120
August	196	170
September	256	260
October	313	
November	346	
December	347	
January	458	
February	460	
March	553	
April	586	
May	617	
June	617	

QUALITY

	Quantity	Base Number	Contract	AT	Region	England
% of FP17s for the same patient ID Re-attending within 3 months - Children	16	242	6.6%	9.1%	11.4%	11.9%
% of FP17s for the same patient ID Re-attending within 3 months - Adults	0	6	0.0%	13.4%	15.7%	15.9%
% of FP17s for the same patient ID Re-attending between 3 & 9 months - Children	148	242	61.2%	61.7%	60.6%	58.1%
% of FP17s for the same patient ID Re-attending between 3 & 9 months - Adults	5	6	83.3%	52.3%	52.0%	50.6%
% of FP17s for Band 1 Urgent Courses	4	209	1.9%	8.1%	9.6%	9.1%
% of FP17s Relating to Free Repair or Replacements	0	209	0.0%	0.7%	0.7%	0.8%
% of FP17s Relating to Continuations	0	209	0.0%	1.0%	1.0%	1.1%
% of Patients satisfied with the dentistry they have received	0	0	N/A	92.1%	91.6%	91.4%
% of Patients satisfied with the time they had to wait for an appointment	0	0	N/A	88.2%	87.9%	87.7%

* This is based on patients treated on this contract for their most recent course of treatment. Figures in italics indicate the base number of FP17s or Patient Questionnaire responses are less than 100. N/A is shown where the base number of responses is less than 10 during the period. % is calculated as Quantity/Base number*100

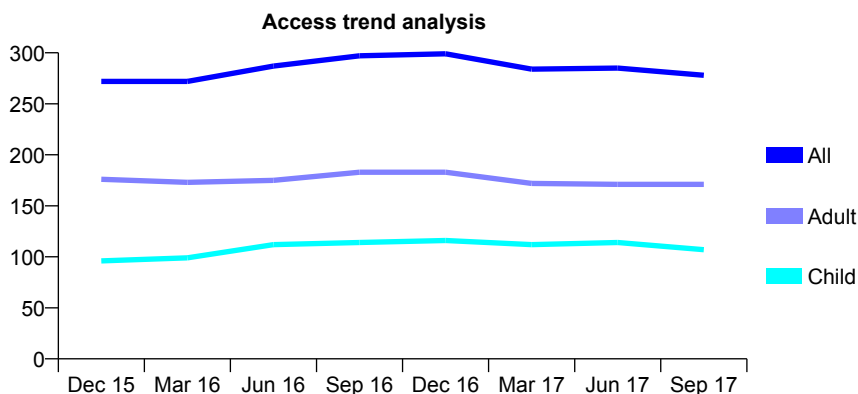
Q64 - Vital Signs At a Glance Contract Report for 630020/0001 - September 2017

Name or company name	MR RC BEVAN
Contract type name	GDS Contract
Purpose of contract	General
Contract start date	01/04/2006
Contract end date	

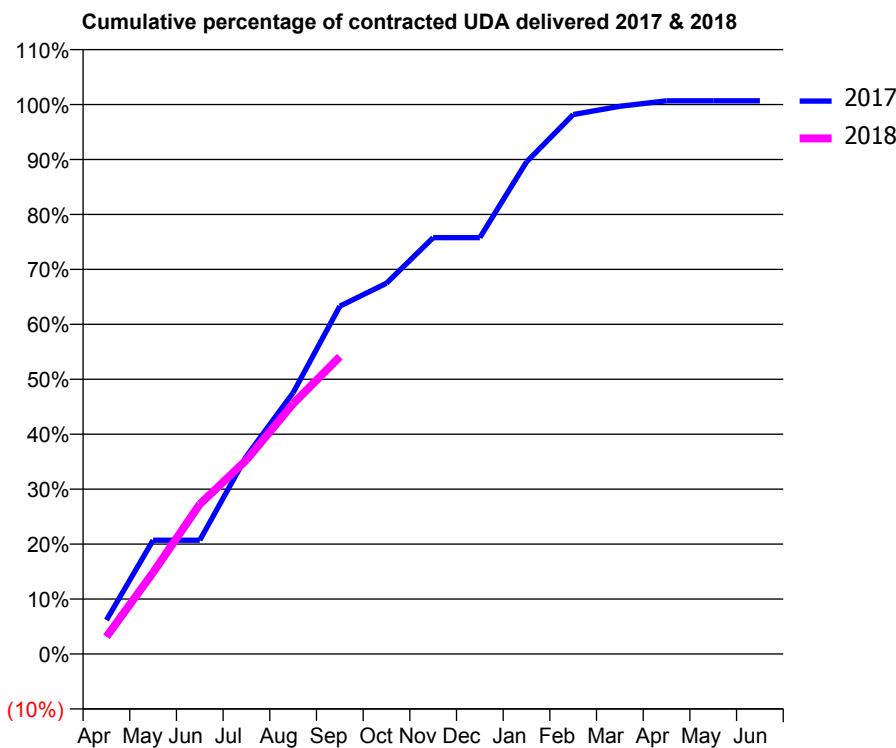
17/18 Contracted general activity (UDA)	737
Carry forward general activity (UDA)	-5
17/18 Contracted orthodontic activity (UOA)	0
Carry forward orthodontic activity (UOA)	0
Baseline contract value	£19,012.91

ACCESS*

Patients seen in 24 months	Total	Change since previous quarter
Quarter ending September 2016	297	
Quarter ending December 2016	299	→
Quarter ending March 2017	284	↓
Quarter ending June 2017	285	→
Quarter ending September 2017	278	↓
Variance since September 2016	(6.4%)	↓



ACTIVITY



Month	Adjusted Scheduled Activity (UDA)	
	2017	2018
April	46	23
May	153	109
June	153	201
July	265	260
August	350	336
September	467	399
October	497	
November	558	
December	558	
January	660	
February	724	
March	735	
April	742	
May	742	
June	742	

QUALITY

	Quantity	Base Number	Contract	AT	Region	England
% of FP17s for the same patient ID Re-attending within 3 months - Children	4	85	4.7%	9.1%	11.4%	11.9%
% of FP17s for the same patient ID Re-attending within 3 months - Adults	10	112	8.9%	13.4%	15.7%	15.9%
% of FP17s for the same patient ID Re-attending between 3 & 9 months - Children	35	85	41.2%	61.7%	60.6%	58.1%
% of FP17s for the same patient ID Re-attending between 3 & 9 months - Adults	52	112	46.4%	52.3%	52.0%	50.6%
% of FP17s for Band 1 Urgent Courses	14	192	7.3%	8.1%	9.6%	9.1%
% of FP17s Relating to Free Repair or Replacements	0	192	0.0%	0.7%	0.7%	0.8%
% of FP17s Relating to Continuations	2	192	1.0%	1.0%	1.0%	1.1%
% of Patients satisfied with the dentistry they have received	0	0	N/A	92.1%	91.6%	91.4%
% of Patients satisfied with the time they had to wait for an appointment	0	0	N/A	88.2%	87.9%	87.7%

* This is based on patients treated on this contract for their most recent course of treatment. Figures in italics indicate the base number of FP17s or Patient Questionnaire responses are less than 100. N/A is shown where the base number of responses is less than 10 during the period. % is calculated as Quantity/Base number*100

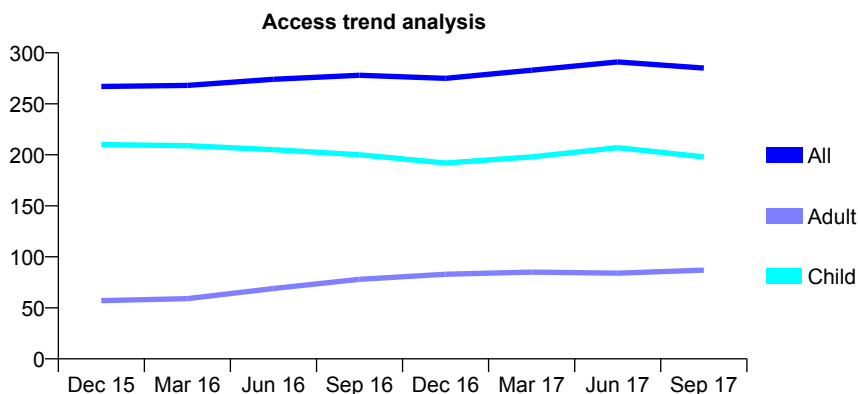
Q64 - Vital Signs At a Glance Contract Report for 630489/0003 - September 2017

Name or company name	MR CA DANNHAUSER
Contract type name	GDS Contract
Purpose of contract	General
Contract start date	01/04/2006
Contract end date	

17/18 Contracted general activity (UDA)	550
Carry forward general activity (UDA)	21
17/18 Contracted orthodontic activity (UOA)	0
Carry forward orthodontic activity (UOA)	0
Baseline contract value	£12,635.88

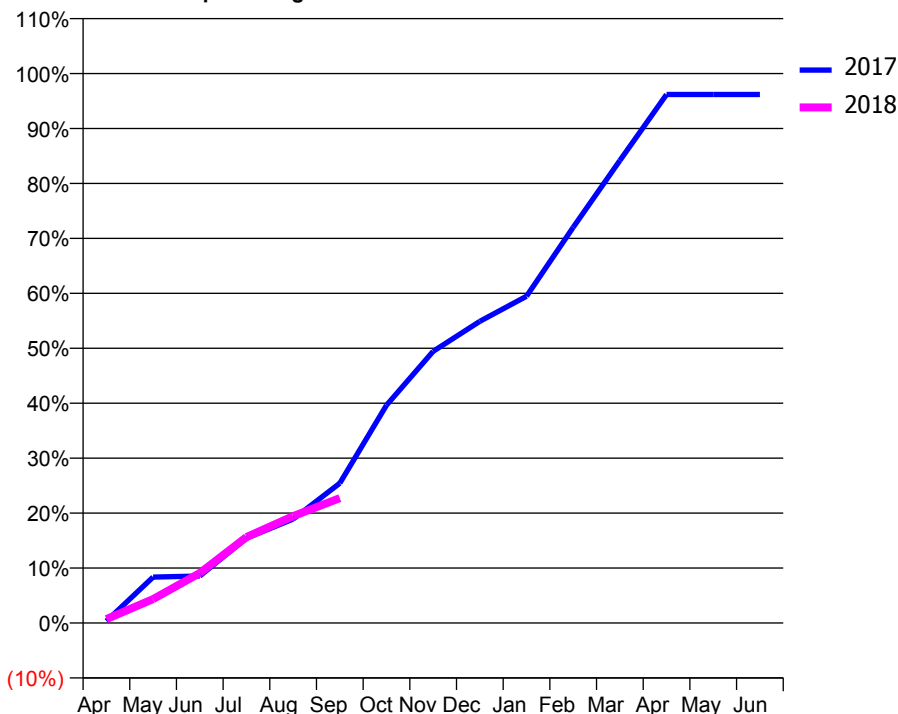
ACCESS*

Patients seen in 24 months	Total	Change since previous quarter
Quarter ending September 2016	278	
Quarter ending December 2016	275	↓
Quarter ending March 2017	283	↑
Quarter ending June 2017	291	↑
Quarter ending September 2017	285	↓
Variance since September 2016	2.5%	↑



ACTIVITY

Cumulative percentage of contracted UDA delivered 2017 & 2018



Adjusted Scheduled Activity (UDA)

Month	2017	2018
April	2	4
May	46	24
June	47	50
July	85	86
August	104	107
September	140	125
October	218	
November	272	
December	302	
January	327	
February	396	
March	463	
April	529	
May	529	
June	529	

QUALITY

	Quantity	Base Number	Contract	AT	Region	England
% of FP17s for the same patient ID Re-attending within 3 months - Children	4	119	3.4%	9.1%	11.4%	11.9%
% of FP17s for the same patient ID Re-attending within 3 months - Adults	0	27	0.0%	13.4%	15.7%	15.9%
% of FP17s for the same patient ID Re-attending between 3 & 9 months - Children	63	119	52.9%	61.7%	60.6%	58.1%
% of FP17s for the same patient ID Re-attending between 3 & 9 months - Adults	11	27	40.7%	52.3%	52.0%	50.6%
% of FP17s for Band 1 Urgent Courses	0	114	0.0%	8.1%	9.6%	9.1%
% of FP17s Relating to Free Repair or Replacements	0	114	0.0%	0.7%	0.7%	0.8%
% of FP17s Relating to Continuations	1	114	0.9%	1.0%	1.0%	1.1%
% of Patients satisfied with the dentistry they have received	0	0	N/A	92.1%	91.6%	91.4%
% of Patients satisfied with the time they had to wait for an appointment	0	0	N/A	88.2%	87.9%	87.7%

* This is based on patients treated on this contract for their most recent course of treatment. Figures in italics indicate the base number of FP17s or Patient Questionnaire responses are less than 100. N/A is shown where the base number of responses is less than 10 during the period. % is calculated as Quantity/Base number*100

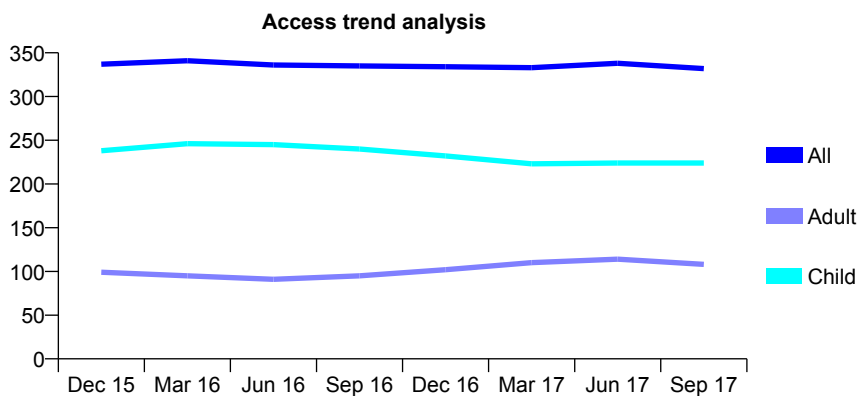
Q64 - Vital Signs At a Glance Contract Report for 632171/0001 - September 2017

Name or company name	MR CJ RUSHFORTH
Contract type name	GDS Contract
Purpose of contract	General
Contract start date	01/04/2006
Contract end date	

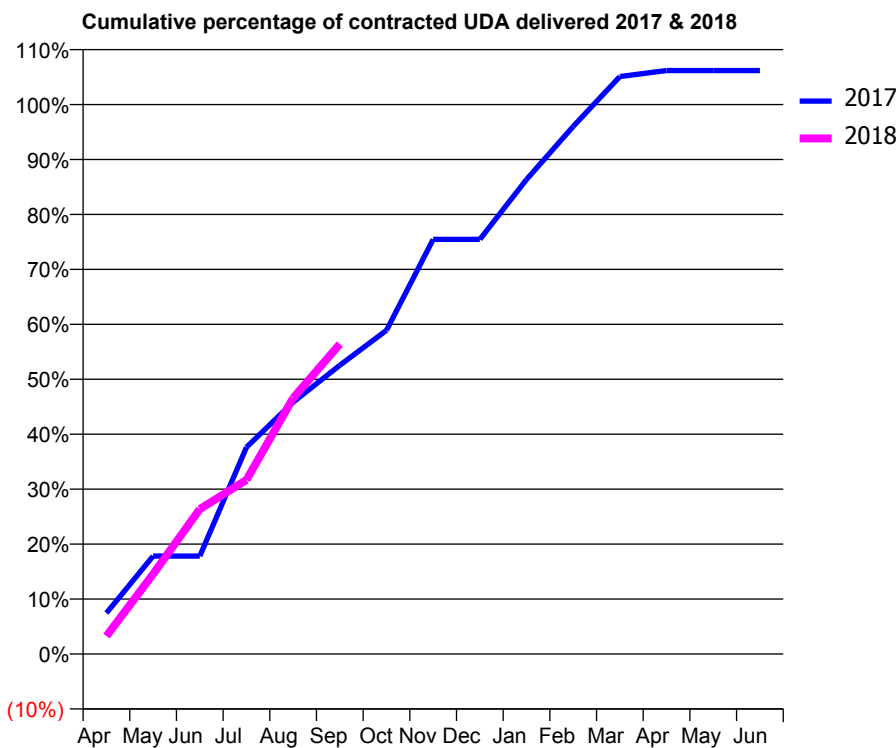
17/18 Contracted general activity (UDA)	550
Carry forward general activity (UDA)	-11
17/18 Contracted orthodontic activity (UOA)	0
Carry forward orthodontic activity (UOA)	0
Baseline contract value	£15,856.89

ACCESS*

Patients seen in 24 months	Total	Change since previous quarter
Quarter ending September 2016	335	
Quarter ending December 2016	334	→
Quarter ending March 2017	333	→
Quarter ending June 2017	338	→
Quarter ending September 2017	332	↓
Variance since September 2016	(0.9%)	→



ACTIVITY



Adjusted Scheduled Activity (UDA)		
Month	2017	2018
April	41	18
May	98	80
June	98	145
July	207	174
August	252	256
September	289	310
October	324	
November	415	
December	415	
January	475	
February	528	
March	578	
April	584	
May	584	
June	584	

QUALITY

	Quantity	Base Number	Contract	AT	Region	England
% of FP17s for the same patient ID Re-attending within 3 months - Children	7	189	3.7%	9.1%	11.4%	11.9%
% of FP17s for the same patient ID Re-attending within 3 months - Adults	2	49	4.1%	13.4%	15.7%	15.9%
% of FP17s for the same patient ID Re-attending between 3 & 9 months - Children	114	189	60.3%	61.7%	60.6%	58.1%
% of FP17s for the same patient ID Re-attending between 3 & 9 months - Adults	25	49	51.0%	52.3%	52.0%	50.6%
% of FP17s for Band 1 Urgent Courses	1	230	0.4%	8.1%	9.6%	9.1%
% of FP17s Relating to Free Repair or Replacements	0	230	0.0%	0.7%	0.7%	0.8%
% of FP17s Relating to Continuations	0	230	0.0%	1.0%	1.0%	1.1%
% of Patients satisfied with the dentistry they have received	0	0	N/A	92.1%	91.6%	91.4%
% of Patients satisfied with the time they had to wait for an appointment	0	0	N/A	88.2%	87.9%	87.7%

* This is based on patients treated on this contract for their most recent course of treatment. Figures in italics indicate the base number of FP17s or Patient Questionnaire responses are less than 100. N/A is shown where the base number of responses is less than 10 during the period. % is calculated as Quantity/Base number*100

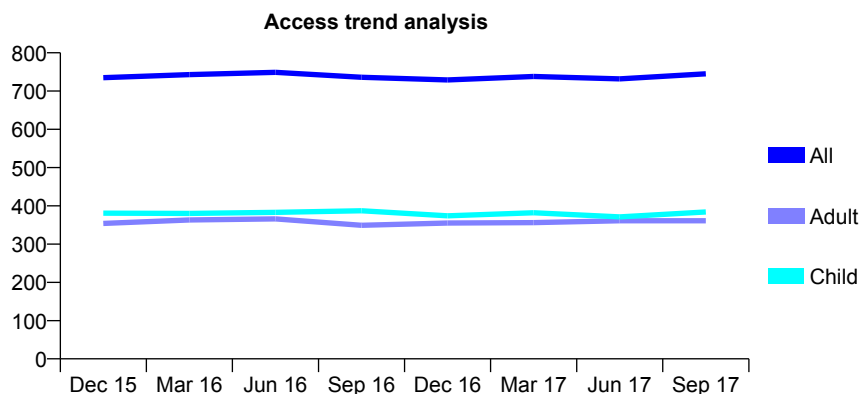
Q64 - Vital Signs At a Glance Contract Report for 636479/0001 - September 2017

Name or company name	MR MA SALIBA
Contract type name	GDS Contract
Purpose of contract	General
Contract start date	01/04/2006
Contract end date	

17/18 Contracted general activity (UDA)	2,500
Carry forward general activity (UDA)	0
17/18 Contracted orthodontic activity (UOA)	0
Carry forward orthodontic activity (UOA)	0
Baseline contract value	£69,340.52

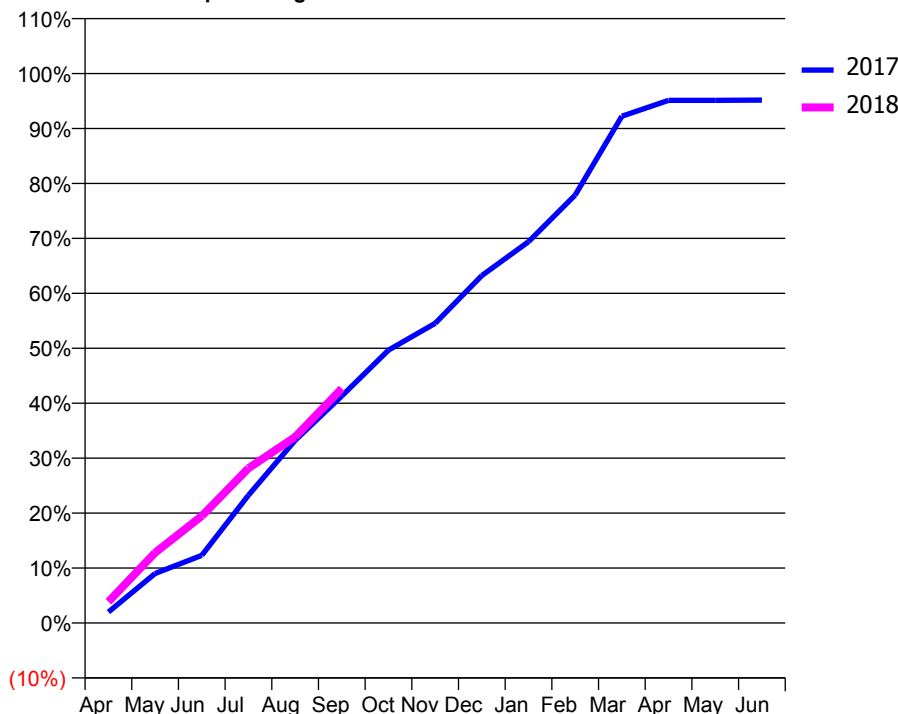
ACCESS*

Patients seen in 24 months	Total	Change since previous quarter
Quarter ending September 2016	736	
Quarter ending December 2016	729	→
Quarter ending March 2017	738	→
Quarter ending June 2017	732	→
Quarter ending September 2017	745	→
Variance since September 2016	1.2%	→



ACTIVITY

Cumulative percentage of contracted UDA delivered 2017 & 2018



Adjusted Scheduled Activity (UDA)

Month	2017	2018
April	50	97
May	226	320
June	308	487
July	581	704
August	831	846
September	1,033	1,067
October	1,242	
November	1,364	
December	1,581	
January	1,735	
February	1,947	
March	2,306	
April	2,378	
May	2,378	
June	2,379	

QUALITY

	Quantity	Base Number	Contract	AT	Region	England
% of FP17s for the same patient ID Re-attending within 3 months - Children	44	323	13.6%	9.1%	11.4%	11.9%
% of FP17s for the same patient ID Re-attending within 3 months - Adults	45	219	20.5%	13.4%	15.7%	15.9%
% of FP17s for the same patient ID Re-attending between 3 & 9 months - Children	215	323	66.6%	61.7%	60.6%	58.1%
% of FP17s for the same patient ID Re-attending between 3 & 9 months - Adults	124	219	56.6%	52.3%	52.0%	50.6%
% of FP17s for Band 1 Urgent Courses	15	508	3.0%	8.1%	9.6%	9.1%
% of FP17s Relating to Free Repair or Replacements	8	508	1.6%	0.7%	0.7%	0.8%
% of FP17s Relating to Continuations	4	508	0.8%	1.0%	1.0%	1.1%
% of Patients satisfied with the dentistry they have received	1	1	N/A	92.1%	91.6%	91.4%
% of Patients satisfied with the time they had to wait for an appointment	1	1	N/A	88.2%	87.9%	87.7%

* This is based on patients treated on this contract for their most recent course of treatment. Figures in italics indicate the base number of FP17s or Patient Questionnaire responses are less than 100. N/A is shown where the base number of responses is less than 10 during the period. % is calculated as Quantity/Base number*100

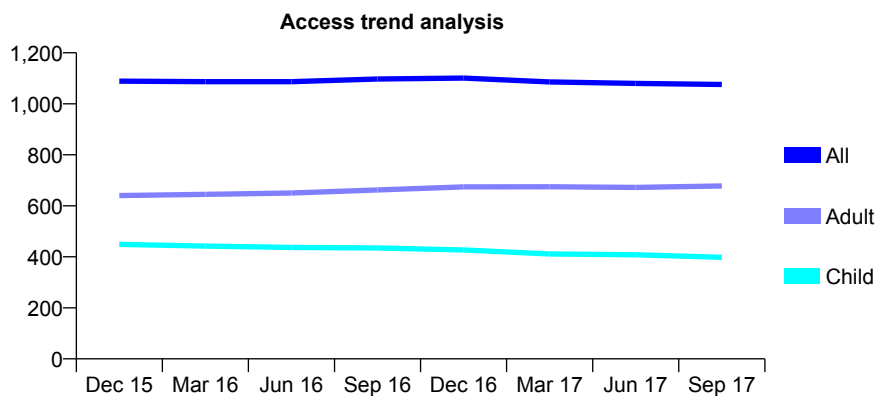
Q64 - Vital Signs At a Glance Contract Report for 636975/0001 - September 2017

Name or company name	MR PS SMITHSON
Contract type name	GDS Contract
Purpose of contract	General
Contract start date	01/04/2006
Contract end date	

17/18 Contracted general activity (UDA)	3,666
Carry forward general activity (UDA)	0
17/18 Contracted orthodontic activity (UOA)	0
Carry forward orthodontic activity (UOA)	0
Baseline contract value	£84,545.10

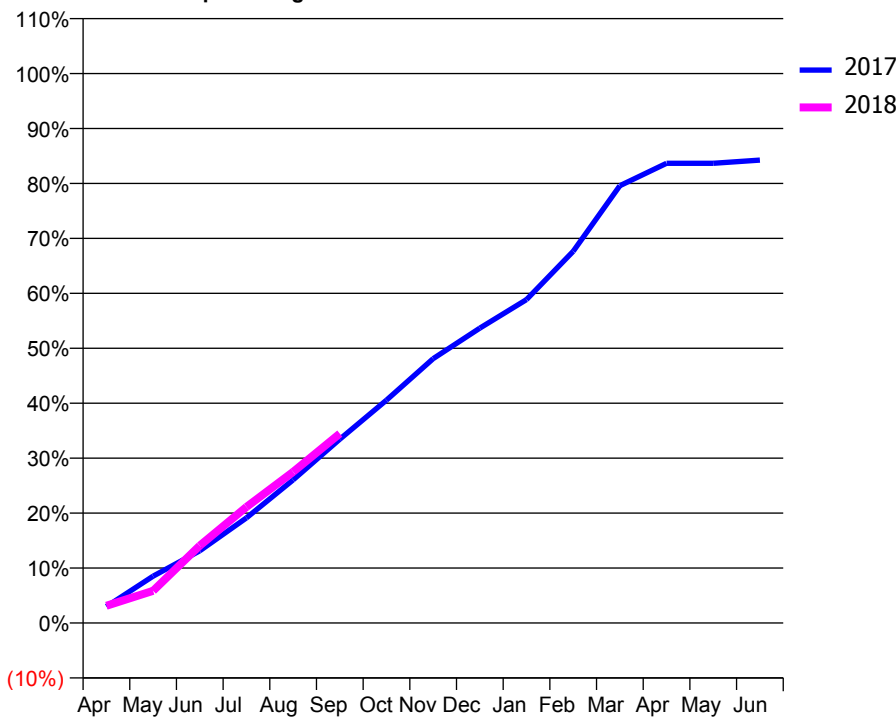
ACCESS*

Patients seen in 24 months	Total	Change since previous quarter
Quarter ending September 2016	1,097	
Quarter ending December 2016	1,101	→
Quarter ending March 2017	1,086	↓
Quarter ending June 2017	1,080	→
Quarter ending September 2017	1,076	→
Variance since September 2016	(1.9%)	↓



ACTIVITY

Cumulative percentage of contracted UDA delivered 2017 & 2018



Month	Adjusted Scheduled Activity (UDA)	
	2017	2018
April	110	115
May	312	214
June	481	517
July	701	775
August	955	1,008
September	1,226	1,263
October	1,487	
November	1,763	
December	1,967	
January	2,158	
February	2,480	
March	2,918	
April	3,067	
May	3,067	
June	3,088	

QUALITY

	Quantity	Base Number	Contract	AT	Region	England
% of FP17s for the same patient ID Re-attending within 3 months - Children	22	302	7.3%	9.1%	11.4%	11.9%
% of FP17s for the same patient ID Re-attending within 3 months - Adults	33	399	8.3%	13.4%	15.7%	15.9%
% of FP17s for the same patient ID Re-attending between 3 & 9 months - Children	149	302	49.3%	61.7%	60.6%	58.1%
% of FP17s for the same patient ID Re-attending between 3 & 9 months - Adults	250	399	62.7%	52.3%	52.0%	50.6%
% of FP17s for Band 1 Urgent Courses	12	635	1.9%	8.1%	9.6%	9.1%
% of FP17s Relating to Free Repair or Replacements	4	635	0.6%	0.7%	0.7%	0.8%
% of FP17s Relating to Continuations	0	635	0.0%	1.0%	1.0%	1.1%
% of Patients satisfied with the dentistry they have received	3	5	N/A	92.1%	91.6%	91.4%
% of Patients satisfied with the time they had to wait for an appointment	4	5	N/A	88.2%	87.9%	87.7%

* This is based on patients treated on this contract for their most recent course of treatment. Figures in italics indicate the base number of FP17s or Patient Questionnaire responses are less than 100. N/A is shown where the base number of responses is less than 10 during the period. % is calculated as Quantity/Base number*100

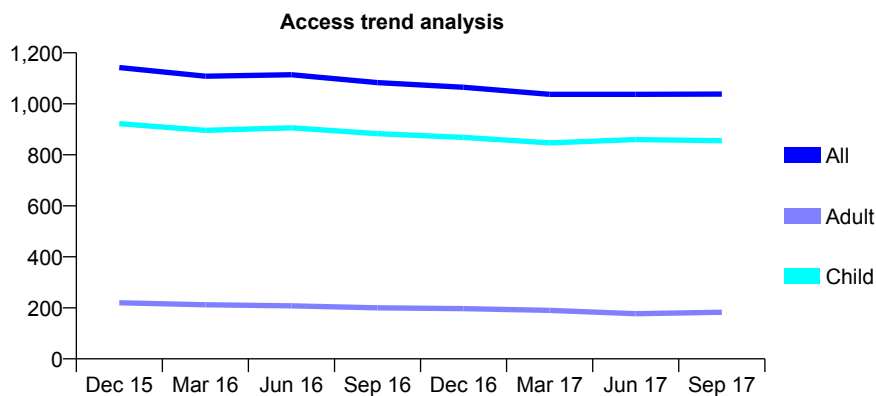
Q64 - Vital Signs At a Glance Contract Report for 642231/0001 - September 2017

Name or company name	MR RO COLEMAN
Contract type name	GDS Contract
Purpose of contract	General
Contract start date	01/04/2006
Contract end date	

17/18 Contracted general activity (UDA)	2,400
Carry forward general activity (UDA)	0
17/18 Contracted orthodontic activity (UOA)	0
Carry forward orthodontic activity (UOA)	0
Baseline contract value	£51,013.62

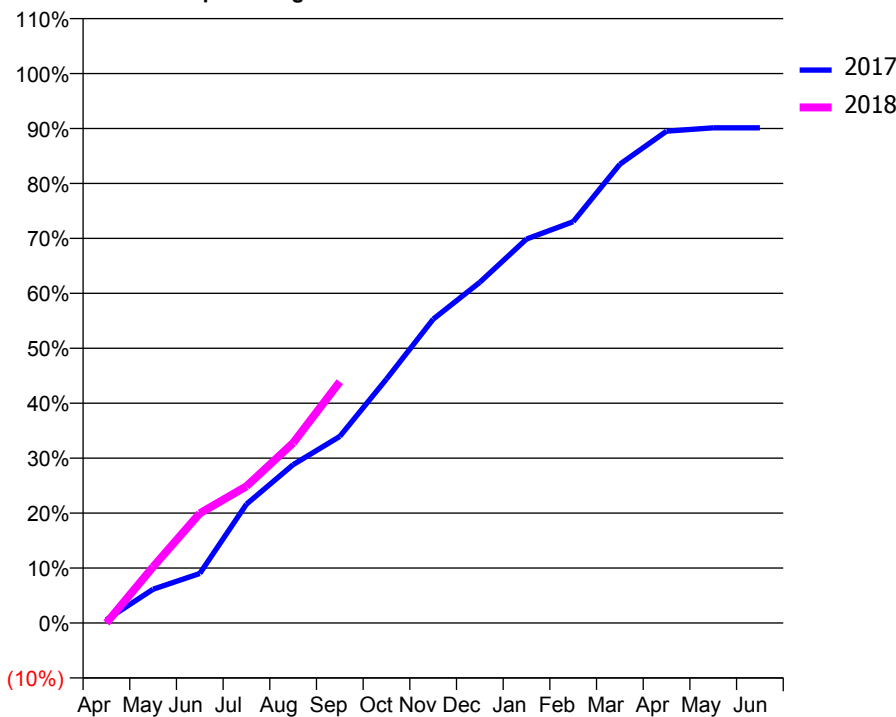
ACCESS*

Patients seen in 24 months	Total	Change since previous quarter
Quarter ending September 2016	1,083	
Quarter ending December 2016	1,065	↓
Quarter ending March 2017	1,037	↓
Quarter ending June 2017	1,037	→
Quarter ending September 2017	1,038	→
Variance since September 2016	(4.2%)	↓



ACTIVITY

Cumulative percentage of contracted UDA delivered 2017 & 2018



Month	Adjusted Scheduled Activity (UDA)	
	2017	2018
April	14	0
May	147	246
June	217	479
July	519	597
August	692	787
September	815	1,054
October	1,066	
November	1,327	
December	1,489	
January	1,677	
February	1,753	
March	2,004	
April	2,148	
May	2,163	
June	2,163	

QUALITY

	Quantity	Base Number	Contract	AT	Region	England
% of FP17s for the same patient ID Re-attending within 3 months - Children	43	613	7.0%	9.1%	11.4%	11.9%
% of FP17s for the same patient ID Re-attending within 3 months - Adults	2	34	5.9%	13.4%	15.7%	15.9%
% of FP17s for the same patient ID Re-attending between 3 & 9 months - Children	302	613	49.3%	61.7%	60.6%	58.1%
% of FP17s for the same patient ID Re-attending between 3 & 9 months - Adults	15	34	44.1%	52.3%	52.0%	50.6%
% of FP17s for Band 1 Urgent Courses	13	559	2.3%	8.1%	9.6%	9.1%
% of FP17s Relating to Free Repair or Replacements	1	559	0.2%	0.7%	0.7%	0.8%
% of FP17s Relating to Continuations	0	559	0.0%	1.0%	1.0%	1.1%
% of Patients satisfied with the dentistry they have received	1	1	N/A	92.1%	91.6%	91.4%
% of Patients satisfied with the time they had to wait for an appointment	1	1	N/A	88.2%	87.9%	87.7%

* This is based on patients treated on this contract for their most recent course of treatment. Figures in italics indicate the base number of FP17s or Patient Questionnaire responses are less than 100. N/A is shown where the base number of responses is less than 10 during the period. % is calculated as Quantity/Base number*100

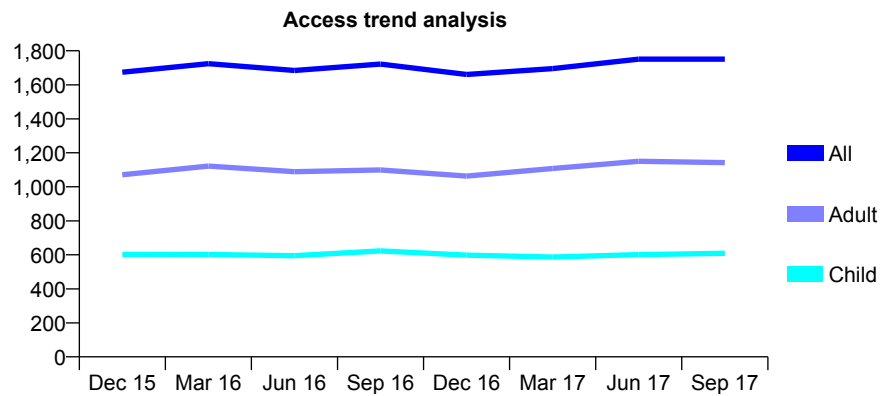
Q64 - Vital Signs At a Glance Contract Report for 643297/0001 - September 2017

Name or company name	Savernake Dental Partners
Contract type name	GDS Contract
Purpose of contract	General
Contract start date	01/04/2006
Contract end date	

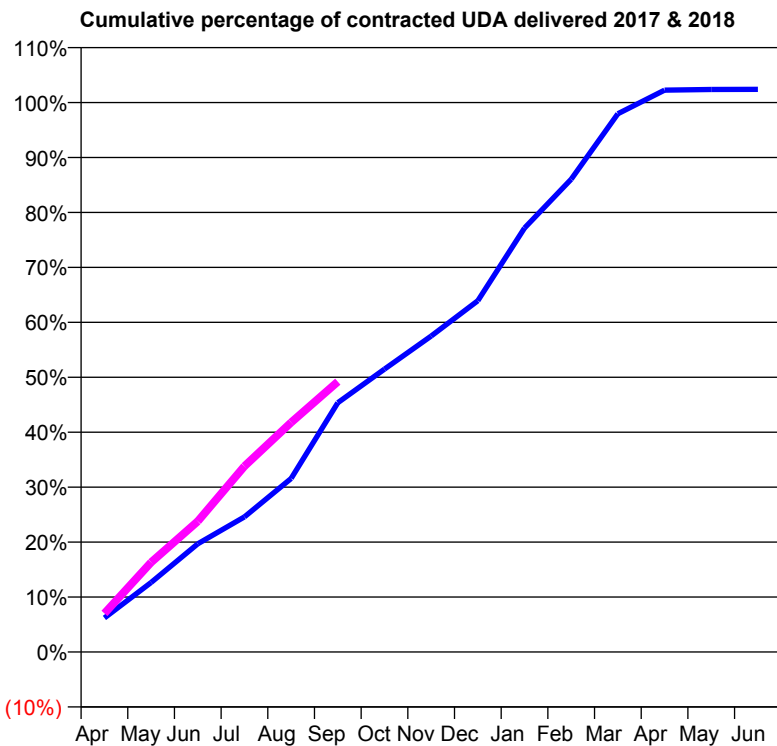
17/18 Contracted general activity (UDA)	3,738
Carry forward general activity (UDA)	-75
17/18 Contracted orthodontic activity (UOA)	0
Carry forward orthodontic activity (UOA)	0
Baseline contract value	£79,506.39

ACCESS*

Patients seen in 24 months	Total	Change since previous quarter
Quarter ending September 2016	1,722	
Quarter ending December 2016	1,661	↓
Quarter ending March 2017	1,695	↑
Quarter ending June 2017	1,751	↑
Quarter ending September 2017	1,751	→
Variance since September 2016	1.7%	→



ACTIVITY



Month	Adjusted Scheduled Activity (UDA)	
	2017	2018
April	231	263
May	473	610
June	736	889
July	919	1,264
August	1,180	1,562
September	1,696	1,839
October	1,925	
November	2,150	
December	2,390	
January	2,884	
February	3,216	
March	3,661	
April	3,822	
May	3,826	
June	3,827	

QUALITY

	Quantity	Base Number	Contract	AT	Region	England
% of FP17s for the same patient ID Re-attending within 3 months - Children	28	546	5.1%	9.1%	11.4%	11.9%
% of FP17s for the same patient ID Re-attending within 3 months - Adults	94	835	11.3%	13.4%	15.7%	15.9%
% of FP17s for the same patient ID Re-attending between 3 & 9 months - Children	275	546	50.4%	61.7%	60.6%	58.1%
% of FP17s for the same patient ID Re-attending between 3 & 9 months - Adults	289	835	34.6%	52.3%	52.0%	50.6%
% of FP17s for Band 1 Urgent Courses	60	910	6.6%	8.1%	9.6%	9.1%
% of FP17s Relating to Free Repair or Replacements	0	910	0.0%	0.7%	0.7%	0.8%
% of FP17s Relating to Continuations	13	910	1.4%	1.0%	1.0%	1.1%
% of Patients satisfied with the dentistry they have received	4	5	N/A	92.1%	91.6%	91.4%
% of Patients satisfied with the time they had to wait for an appointment	5	5	N/A	88.2%	87.9%	87.7%

* This is based on patients treated on this contract for their most recent course of treatment. Figures in italics indicate the base number of FP17s or Patient Questionnaire responses are less than 100. N/A is shown where the base number of responses is less than 10 during the period. % is calculated as Quantity/Base number*100

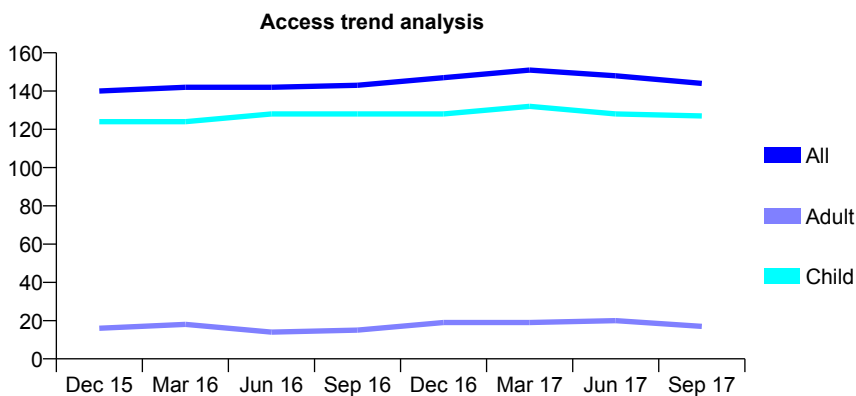
Q64 - Vital Signs At a Glance Contract Report for 650455/0001 - September 2017

Name or company name	MR JC KILLICK
Contract type name	GDS Contract
Purpose of contract	General
Contract start date	01/04/2006
Contract end date	

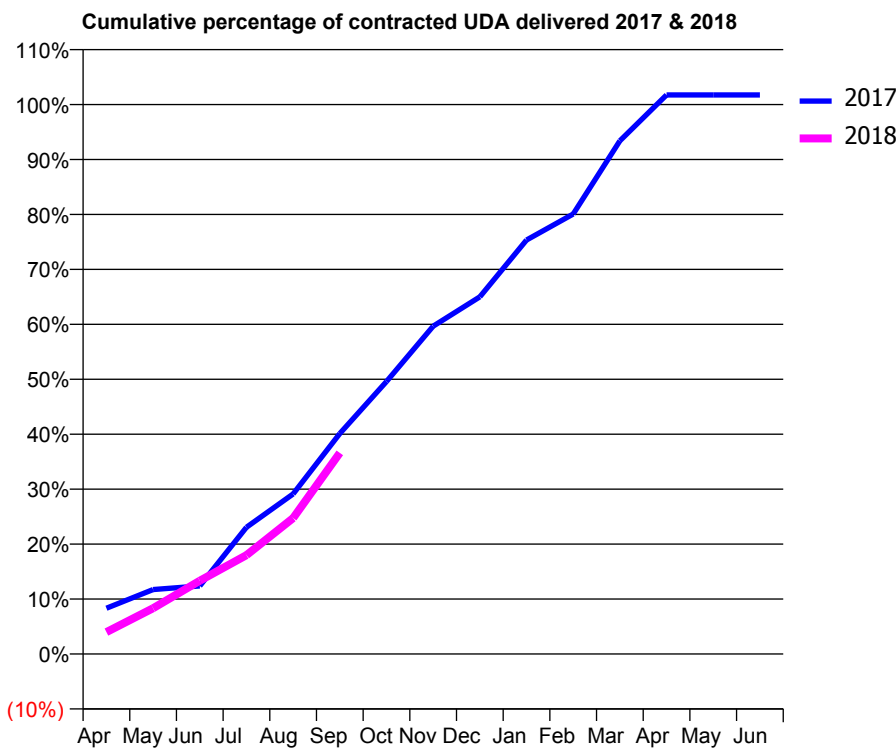
17/18 Contracted general activity (UDA)	300
Carry forward general activity (UDA)	-5
17/18 Contracted orthodontic activity (UOA)	0
Carry forward orthodontic activity (UOA)	0
Baseline contract value	£7,131.39

ACCESS*

Patients seen in 24 months	Total	Change since previous quarter
Quarter ending September 2016	143	
Quarter ending December 2016	147	↑
Quarter ending March 2017	151	↑
Quarter ending June 2017	148	↓
Quarter ending September 2017	144	↓
Variance since September 2016	0.7%	→



ACTIVITY



Month	Adjusted Scheduled Activity (UDA)	
	2017	2018
April	25	12
May	35	25
June	37	40
July	69	54
August	87	74
September	120	110
October	149	
November	179	
December	195	
January	226	
February	240	
March	280	
April	305	
May	305	
June	305	

QUALITY

	Quantity	Base Number	Contract	AT	Region	England
% of FP17s for the same patient ID Re-attending within 3 months - Children	1	95	1.1%	9.1%	11.4%	11.9%
% of FP17s for the same patient ID Re-attending within 3 months - Adults	0	8	0.0%	13.4%	15.7%	15.9%
% of FP17s for the same patient ID Re-attending between 3 & 9 months - Children	74	95	77.9%	61.7%	60.6%	58.1%
% of FP17s for the same patient ID Re-attending between 3 & 9 months - Adults	7	8	87.5%	52.3%	52.0%	50.6%
% of FP17s for Band 1 Urgent Courses	4	88	4.5%	8.1%	9.6%	9.1%
% of FP17s Relating to Free Repair or Replacements	0	88	0.0%	0.7%	0.7%	0.8%
% of FP17s Relating to Continuations	0	88	0.0%	1.0%	1.0%	1.1%
% of Patients satisfied with the dentistry they have received	1	1	N/A	92.1%	91.6%	91.4%
% of Patients satisfied with the time they had to wait for an appointment	1	1	N/A	88.2%	87.9%	87.7%

* This is based on patients treated on this contract for their most recent course of treatment. Figures in italics indicate the base number of FP17s or Patient Questionnaire responses are less than 100. N/A is shown where the base number of responses is less than 10 during the period. % is calculated as Quantity/Base number*100

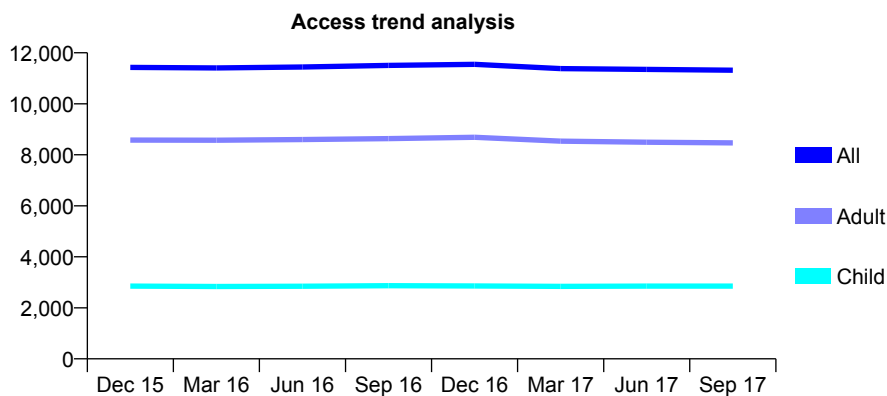
Q64 - Vital Signs At a Glance Contract Report for 651796/0001 - September 2017

Name or company name	MISS PA RISELEY-PRICHARD
Contract type name	Pilot Contract
Purpose of contract	General
Contract start date	01/04/2006
Contract end date	

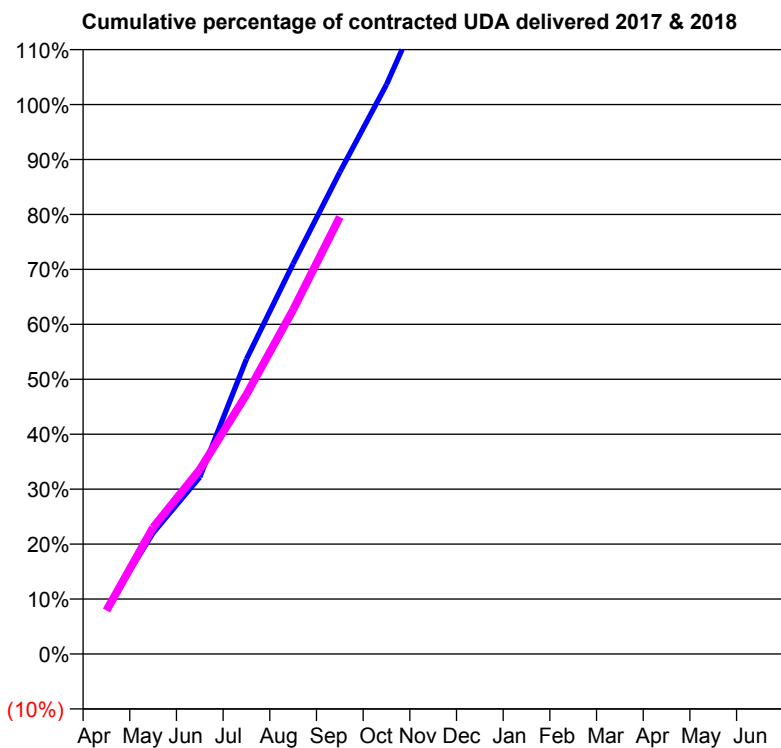
17/18 Contracted general activity (UDA)	10,292
Carry forward general activity (UDA)	0
17/18 Contracted orthodontic activity (UOA)	0
Carry forward orthodontic activity (UOA)	0
Baseline contract value	£805,304.79

ACCESS*

Patients seen in 24 months	Total	Change since previous quarter
Quarter ending September 2016	11,504	
Quarter ending December 2016	11,547	→
Quarter ending March 2017	11,380	↓
Quarter ending June 2017	11,349	→
Quarter ending September 2017	11,320	→
Variance since September 2016	(1.6%)	↓



ACTIVITY



Month	Adjusted Scheduled Activity (UDA)	
	2017	2018
April	858	816
May	2,268	2,371
June	3,312	3,456
July	5,524	4,861
August	7,309	6,446
September	9,024	8,187
October	10,667	
November	12,622	
December	14,299	
January	15,772	
February	17,253	
March	18,564	
April	19,097	
May	19,250	
June	19,368	

QUALITY

	Quantity	Base Number	Contract	AT	Region	England
% of FP17s for the same patient ID Re-attending within 3 months - Children	47	2,144	2.2%	9.1%	11.4%	11.9%
% of FP17s for the same patient ID Re-attending within 3 months - Adults	290	3,875	7.5%	13.4%	15.7%	15.9%
% of FP17s for the same patient ID Re-attending between 3 & 9 months - Children	1,470	2,144	68.6%	61.7%	60.6%	58.1%
% of FP17s for the same patient ID Re-attending between 3 & 9 months - Adults	1,284	3,875	33.1%	52.3%	52.0%	50.6%
% of FP17s for Band 1 Urgent Courses	349	5,038	6.9%	8.1%	9.6%	9.1%
% of FP17s Relating to Free Repair or Replacements	16	5,038	0.3%	0.7%	0.7%	0.8%
% of FP17s Relating to Continuations	16	5,038	0.3%	1.0%	1.0%	1.1%
% of Patients satisfied with the dentistry they have received	33	34	97.1%	92.1%	91.6%	91.4%
% of Patients satisfied with the time they had to wait for an appointment	26	34	76.5%	88.2%	87.9%	87.7%

* This is based on patients treated on this contract for their most recent course of treatment. Figures in italics indicate the base number of FP17s or Patient Questionnaire responses are less than 100. N/A is shown where the base number of responses is less than 10 during the period. % is calculated as Quantity/Base number*100

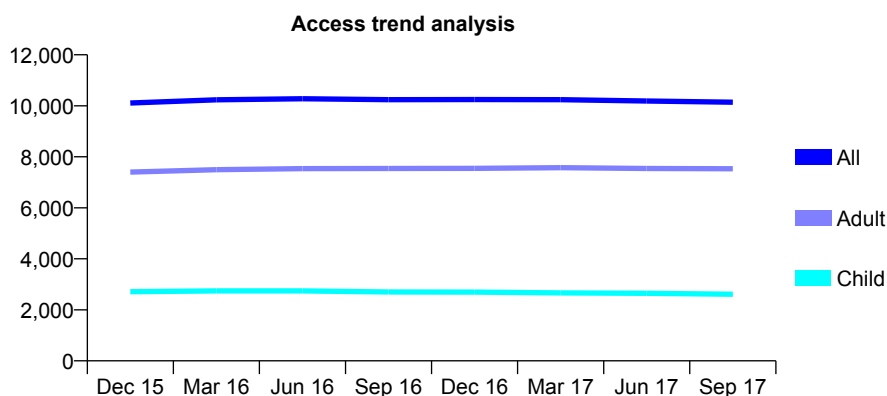
Q64 - Vital Signs At a Glance Contract Report for 652296/0001 - September 2017

Name or company name	MR MS INMAN
Contract type name	GDS Contract
Purpose of contract	General
Contract start date	01/04/2006
Contract end date	

17/18 Contracted general activity (UDA)	25,241
Carry forward general activity (UDA)	362
17/18 Contracted orthodontic activity (UOA)	0
Carry forward orthodontic activity (UOA)	0
Baseline contract value	£648,492.81

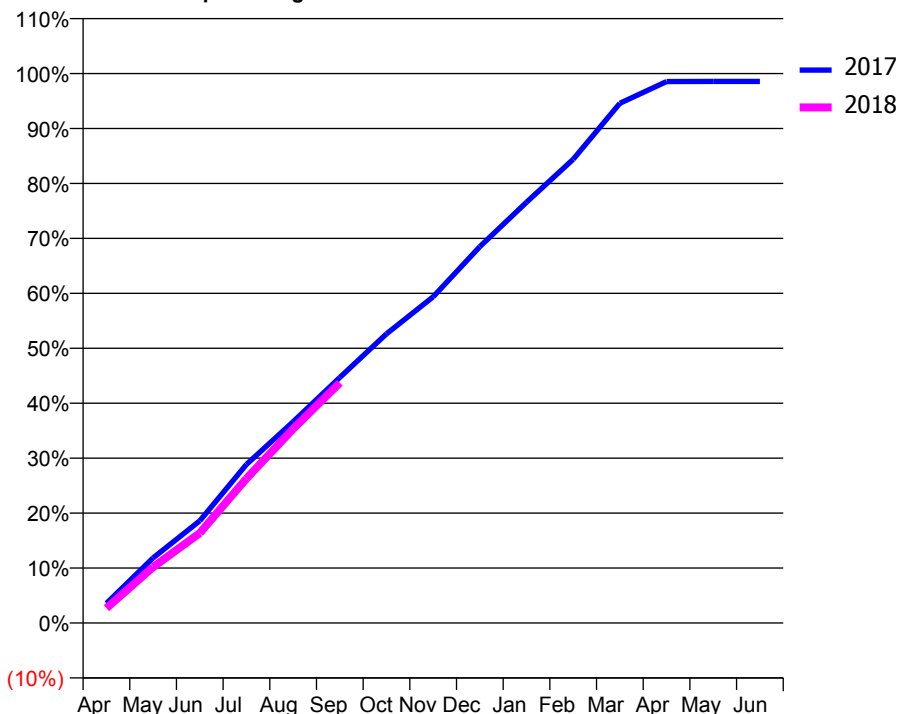
ACCESS*

Patients seen in 24 months	Total	Change since previous quarter
Quarter ending September 2016	10,243	
Quarter ending December 2016	10,246	→
Quarter ending March 2017	10,241	→
Quarter ending June 2017	10,189	→
Quarter ending September 2017	10,142	→
Variance since September 2016	(1.0%)	→



ACTIVITY

Cumulative percentage of contracted UDA delivered 2017 & 2018



Month	Adjusted Scheduled Activity (UDA)	
	2017	2018
April	906	680
May	2,992	2,567
June	4,692	4,130
July	7,285	6,635
August	9,248	8,914
September	11,280	11,033
October	13,284	
November	14,985	
December	17,285	
January	19,330	
February	21,303	
March	23,872	
April	24,872	
May	24,876	
June	24,879	

QUALITY

	Quantity	Base Number	Contract	AT	Region	England
% of FP17s for the same patient ID Re-attending within 3 months - Children	228	2,251	10.1%	9.1%	11.4%	11.9%
% of FP17s for the same patient ID Re-attending within 3 months - Adults	646	5,299	12.2%	13.4%	15.7%	15.9%
% of FP17s for the same patient ID Re-attending between 3 & 9 months - Children	1,467	2,251	65.2%	61.7%	60.6%	58.1%
% of FP17s for the same patient ID Re-attending between 3 & 9 months - Adults	2,970	5,299	56.0%	52.3%	52.0%	50.6%
% of FP17s for Band 1 Urgent Courses	459	6,576	7.0%	8.1%	9.6%	9.1%
% of FP17s Relating to Free Repair or Replacements	36	6,576	0.5%	0.7%	0.7%	0.8%
% of FP17s Relating to Continuations	51	6,576	0.8%	1.0%	1.0%	1.1%
% of Patients satisfied with the dentistry they have received	28	30	93.3%	92.1%	91.6%	91.4%
% of Patients satisfied with the time they had to wait for an appointment	27	30	90.0%	88.2%	87.9%	87.7%

* This is based on patients treated on this contract for their most recent course of treatment. Figures in italics indicate the base number of FP17s or Patient Questionnaire responses are less than 100. N/A is shown where the base number of responses is less than 10 during the period. % is calculated as Quantity/Base number*100

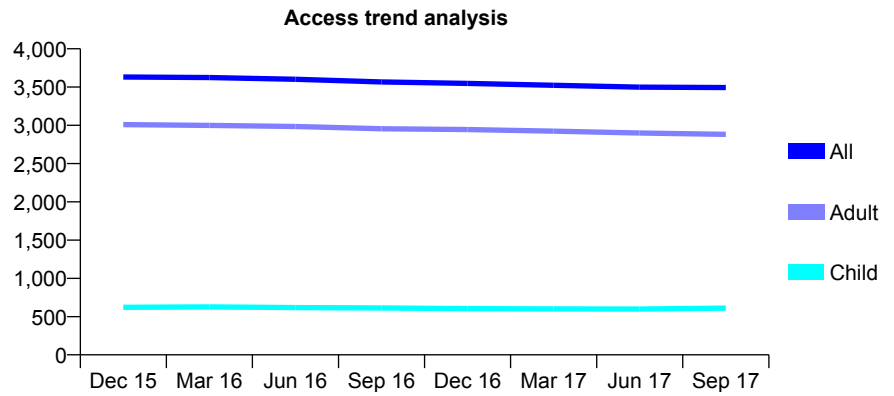
Q64 - Vital Signs At a Glance Contract Report for 672904/0002 - September 2017

Name or company name	MR DV BOWLES
Contract type name	GDS Contract
Purpose of contract	General
Contract start date	05/09/2012
Contract end date	

17/18 Contracted general activity (UDA)	8,803
Carry forward general activity (UDA)	0
17/18 Contracted orthodontic activity (UOA)	0
Carry forward orthodontic activity (UOA)	0
Baseline contract value	£192,528.49

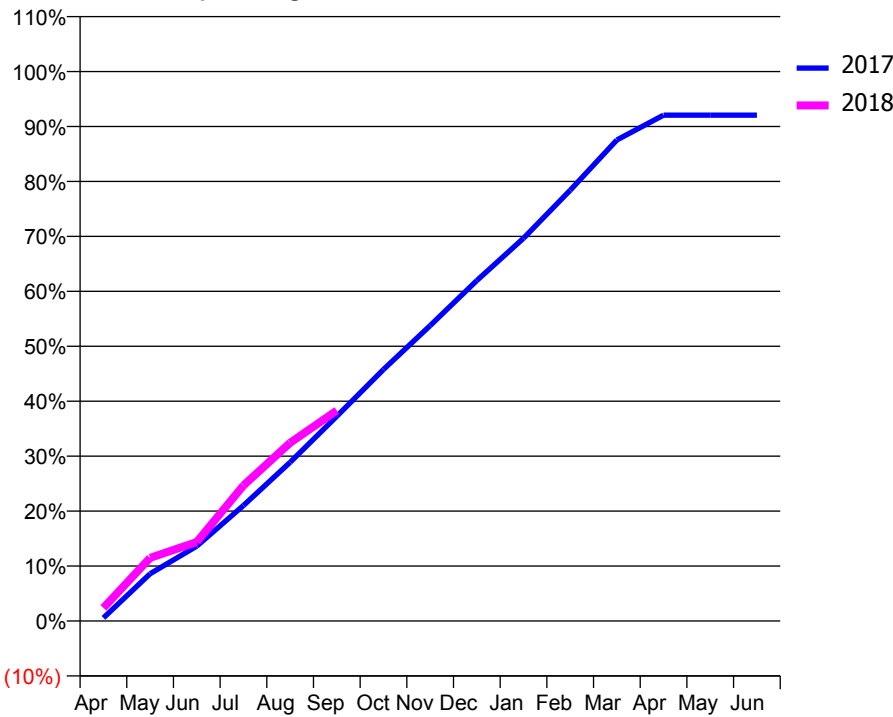
ACCESS*

Patients seen in 24 months	Total	Change since previous quarter
Quarter ending September 2016	3,567	
Quarter ending December 2016	3,548	→
Quarter ending March 2017	3,524	→
Quarter ending June 2017	3,499	→
Quarter ending September 2017	3,493	→
Variance since September 2016	(2.1%)	↓



ACTIVITY

Cumulative percentage of contracted UDA delivered 2017 & 2018



Month	Adjusted Scheduled Activity (UDA)	
	2017	2018
April	51	210
May	758	1,012
June	1,199	1,266
July	1,852	2,172
August	2,542	2,855
September	3,280	3,372
October	4,031	
November	4,732	
December	5,455	
January	6,133	
February	6,901	
March	7,706	
April	8,104	
May	8,104	
June	8,104	

QUALITY

	Quantity	Base Number	Contract	AT	Region	England
% of FP17s for the same patient ID Re-attending within 3 months - Children	8	301	2.7%	9.1%	11.4%	11.9%
% of FP17s for the same patient ID Re-attending within 3 months - Adults	172	1,465	11.7%	13.4%	15.7%	15.9%
% of FP17s for the same patient ID Re-attending between 3 & 9 months - Children	35	301	11.6%	61.7%	60.6%	58.1%
% of FP17s for the same patient ID Re-attending between 3 & 9 months - Adults	445	1,465	30.4%	52.3%	52.0%	50.6%
% of FP17s for Band 1 Urgent Courses	50	1,612	3.1%	8.1%	9.6%	9.1%
% of FP17s Relating to Free Repair or Replacements	15	1,612	0.9%	0.7%	0.7%	0.8%
% of FP17s Relating to Continuations	46	1,612	2.9%	1.0%	1.0%	1.1%
% of Patients satisfied with the dentistry they have received	8	10	80.0%	92.1%	91.6%	91.4%
% of Patients satisfied with the time they had to wait for an appointment	9	10	90.0%	88.2%	87.9%	87.7%

* This is based on patients treated on this contract for their most recent course of treatment. Figures in italics indicate the base number of FP17s or Patient Questionnaire responses are less than 100. N/A is shown where the base number of responses is less than 10 during the period. % is calculated as Quantity/Base number*100

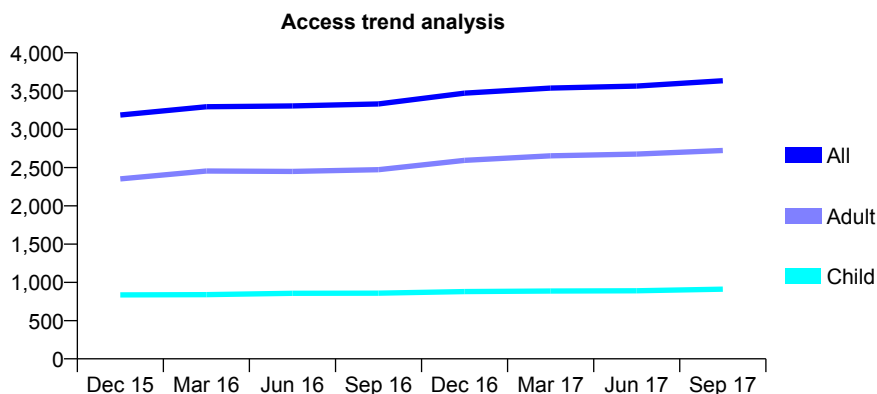
Q64 - Vital Signs At a Glance Contract Report for 674133/0001 - September 2017

Name or company name	Avon House Dental Practice
Contract type name	GDS Contract
Purpose of contract	General
Contract start date	04/12/2008
Contract end date	

17/18 Contracted general activity (UDA)	7,153
Carry forward general activity (UDA)	-143
17/18 Contracted orthodontic activity (UOA)	0
Carry forward orthodontic activity (UOA)	0
Baseline contract value	£167,543.44

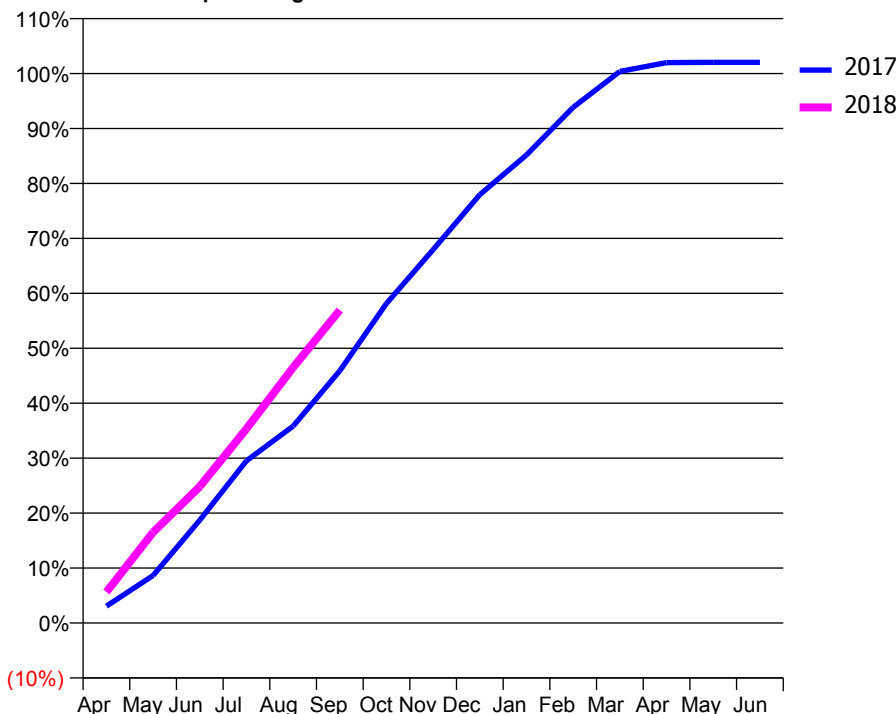
ACCESS*

Patients seen in 24 months	Total	Change since previous quarter
Quarter ending September 2016	3,332	
Quarter ending December 2016	3,473	↑
Quarter ending March 2017	3,539	→
Quarter ending June 2017	3,565	→
Quarter ending September 2017	3,635	→
Variance since September 2016	9.1%	↑



ACTIVITY

Cumulative percentage of contracted UDA delivered 2017 & 2018



Adjusted Scheduled Activity (UDA)

Month	2017	2018
April	220	403
May	618	1,181
June	1,340	1,777
July	2,112	2,527
August	2,563	3,327
September	3,284	4,074
October	4,160	
November	4,860	
December	5,576	
January	6,094	
February	6,713	
March	7,179	
April	7,294	
May	7,297	
June	7,297	

QUALITY

	Quantity	Base Number	Contract	AT	Region	England
% of FP17s for the same patient ID Re-attending within 3 months - Children	32	685	4.7%	9.1%	11.4%	11.9%
% of FP17s for the same patient ID Re-attending within 3 months - Adults	203	1,947	10.4%	13.4%	15.7%	15.9%
% of FP17s for the same patient ID Re-attending between 3 & 9 months - Children	428	685	62.5%	61.7%	60.6%	58.1%
% of FP17s for the same patient ID Re-attending between 3 & 9 months - Adults	1,106	1,947	56.8%	52.3%	52.0%	50.6%
% of FP17s for Band 1 Urgent Courses	187	2,560	7.3%	8.1%	9.6%	9.1%
% of FP17s Relating to Free Repair or Replacements	16	2,560	0.6%	0.7%	0.7%	0.8%
% of FP17s Relating to Continuations	13	2,560	0.5%	1.0%	1.0%	1.1%
% of Patients satisfied with the dentistry they have received	14	15	93.3%	92.1%	91.6%	91.4%
% of Patients satisfied with the time they had to wait for an appointment	11	15	73.3%	88.2%	87.9%	87.7%

* This is based on patients treated on this contract for their most recent course of treatment. Figures in italics indicate the base number of FP17s or Patient Questionnaire responses are less than 100. N/A is shown where the base number of responses is less than 10 during the period. % is calculated as Quantity/Base number*100

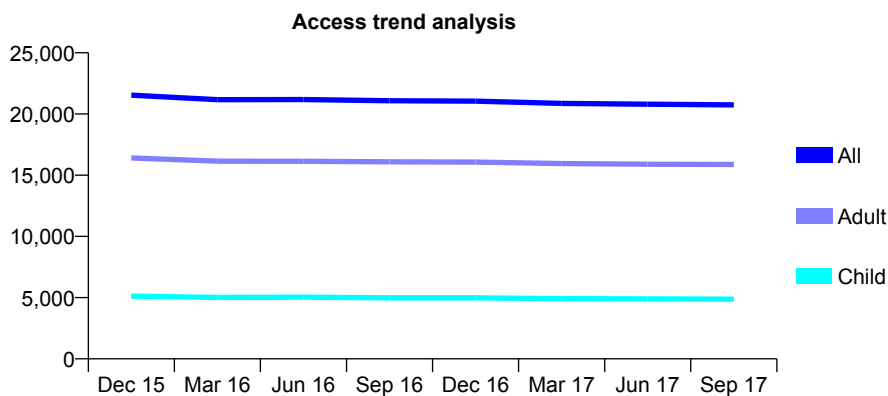
Q64 - Vital Signs At a Glance Contract Report for 674893/0001 - September 2017

Name or company name	MR B NEDJATI-GILANI
Contract type name	GDS Contract
Purpose of contract	General
Contract start date	01/04/2006
Contract end date	

17/18 Contracted general activity (UDA)	58,705
Carry forward general activity (UDA)	-80
17/18 Contracted orthodontic activity (UOA)	0
Carry forward orthodontic activity (UOA)	0
Baseline contract value	£1,360,461.80

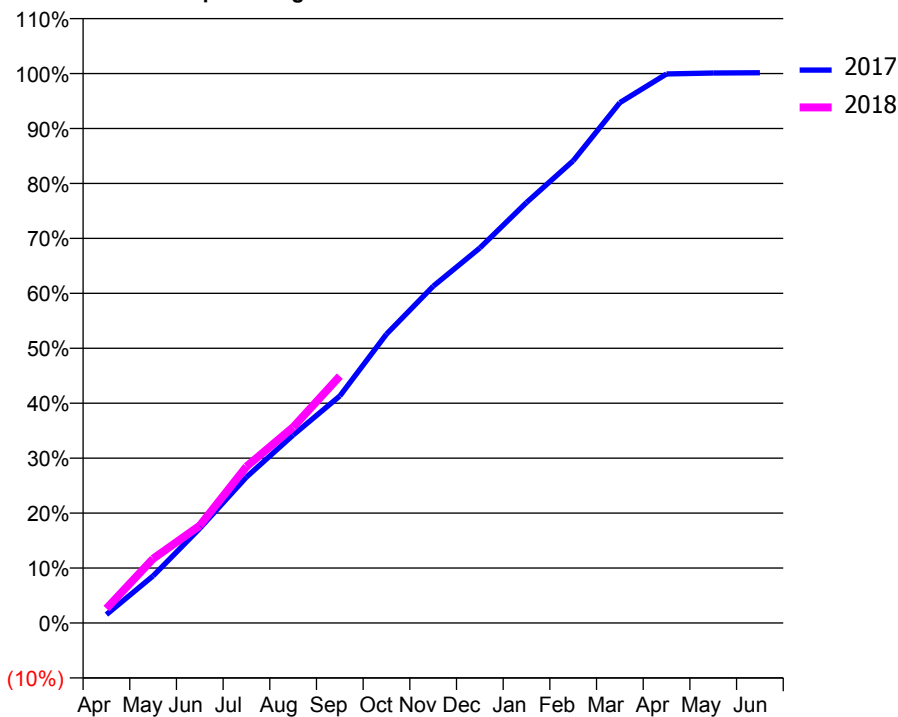
ACCESS*

Patients seen in 24 months	Total	Change since previous quarter
Quarter ending September 2016	21,082	
Quarter ending December 2016	21,049	→
Quarter ending March 2017	20,871	→
Quarter ending June 2017	20,797	→
Quarter ending September 2017	20,743	→
Variance since September 2016	(1.6%)	↓



ACTIVITY

Cumulative percentage of contracted UDA delivered 2017 & 2018



Month	Adjusted Scheduled Activity (UDA)	
	2017	2018
April	899	1,543
May	5,038	6,868
June	10,111	10,400
July	15,595	16,720
August	20,081	20,917
September	24,248	26,373
October	30,862	
November	35,979	
December	40,073	
January	44,920	
February	49,379	
March	55,596	
April	58,654	
May	58,752	
June	58,785	

QUALITY

	Quantity	Base Number	Contract	AT	Region	England
% of FP17s for the same patient ID Re-attending within 3 months - Children	361	3,772	9.6%	9.1%	11.4%	11.9%
% of FP17s for the same patient ID Re-attending within 3 months - Adults	1,629	11,089	14.7%	13.4%	15.7%	15.9%
% of FP17s for the same patient ID Re-attending between 3 & 9 months - Children	2,179	3,772	57.8%	61.7%	60.6%	58.1%
% of FP17s for the same patient ID Re-attending between 3 & 9 months - Adults	6,152	11,089	55.5%	52.3%	52.0%	50.6%
% of FP17s for Band 1 Urgent Courses	1,347	13,574	9.9%	8.1%	9.6%	9.1%
% of FP17s Relating to Free Repair or Replacements	100	13,574	0.7%	0.7%	0.7%	0.8%
% of FP17s Relating to Continuations	220	13,574	1.6%	1.0%	1.0%	1.1%
% of Patients satisfied with the dentistry they have received	54	56	96.4%	92.1%	91.6%	91.4%
% of Patients satisfied with the time they had to wait for an appointment	51	56	91.1%	88.2%	87.9%	87.7%

* This is based on patients treated on this contract for their most recent course of treatment. Figures in italics indicate the base number of FP17s or Patient Questionnaire responses are less than 100. N/A is shown where the base number of responses is less than 10 during the period. % is calculated as Quantity/Base number*100

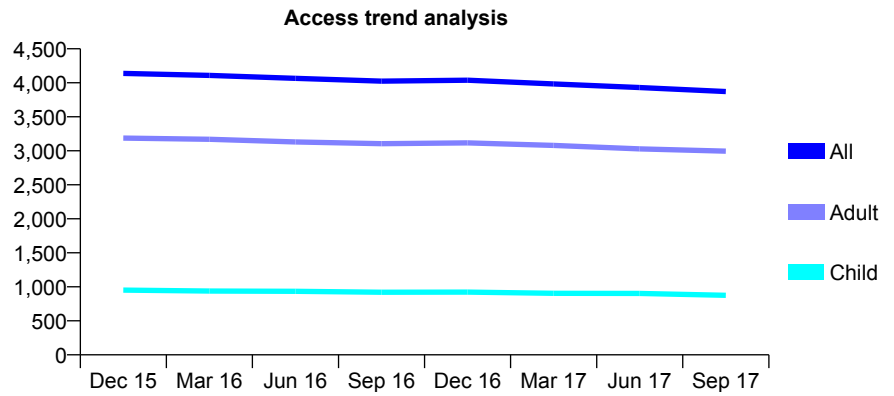
Q64 - Vital Signs At a Glance Contract Report for 676381/0001 - September 2017

Name or company name	Syed & Mekala
Contract type name	GDS Contract
Purpose of contract	General
Contract start date	01/04/2006
Contract end date	

17/18 Contracted general activity (UDA)	13,000
Carry forward general activity (UDA)	170
17/18 Contracted orthodontic activity (UOA)	0
Carry forward orthodontic activity (UOA)	0
Baseline contract value	£299,079.57

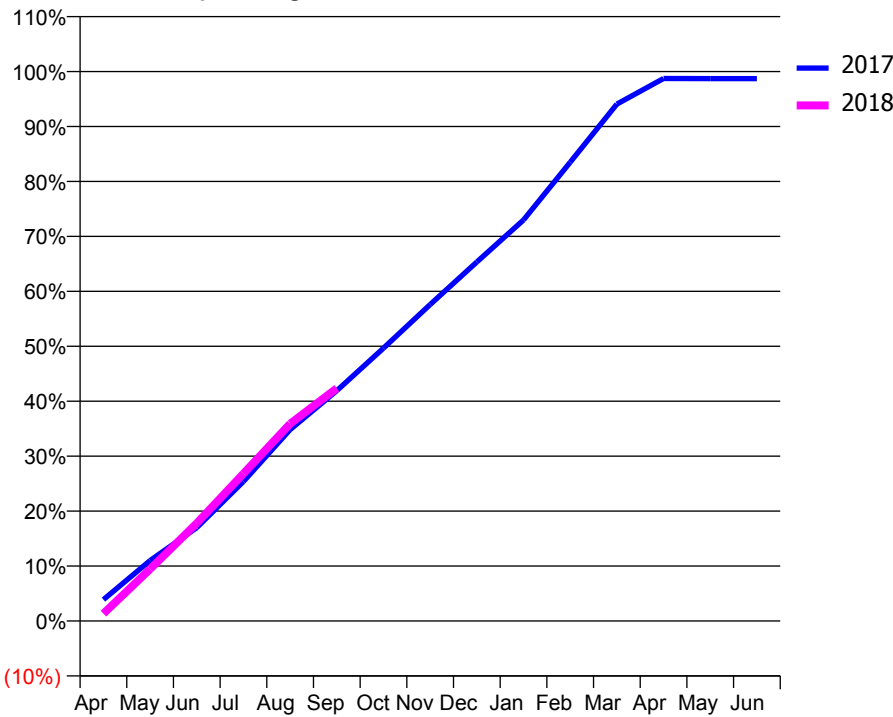
ACCESS*

Patients seen in 24 months	Total	Change since previous quarter
Quarter ending September 2016	4,025	
Quarter ending December 2016	4,038	→
Quarter ending March 2017	3,983	↓
Quarter ending June 2017	3,931	↓
Quarter ending September 2017	3,871	↓
Variance since September 2016	(3.8%)	↓



ACTIVITY

Cumulative percentage of contracted UDA delivered 2017 & 2018



Month	Adjusted Scheduled Activity (UDA)	
	2017	2018
April	507	176
May	1,430	1,229
June	2,211	2,313
July	3,301	3,488
August	4,527	4,668
September	5,451	5,506
October	6,457	
November	7,488	
December	8,493	
January	9,489	
February	10,854	
March	12,229	
April	12,833	
May	12,830	
June	12,830	

QUALITY

	Quantity	Base Number	Contract	AT	Region	England
% of FP17s for the same patient ID Re-attending within 3 months - Children	59	754	7.8%	9.1%	11.4%	11.9%
% of FP17s for the same patient ID Re-attending within 3 months - Adults	357	2,289	15.6%	13.4%	15.7%	15.9%
% of FP17s for the same patient ID Re-attending between 3 & 9 months - Children	532	754	70.6%	61.7%	60.6%	58.1%
% of FP17s for the same patient ID Re-attending between 3 & 9 months - Adults	1,445	2,289	63.1%	52.3%	52.0%	50.6%
% of FP17s for Band 1 Urgent Courses	253	2,766	9.1%	8.1%	9.6%	9.1%
% of FP17s Relating to Free Repair or Replacements	11	2,766	0.4%	0.7%	0.7%	0.8%
% of FP17s Relating to Continuations	15	2,766	0.5%	1.0%	1.0%	1.1%
% of Patients satisfied with the dentistry they have received	14	15	93.3%	92.1%	91.6%	91.4%
% of Patients satisfied with the time they had to wait for an appointment	14	15	93.3%	88.2%	87.9%	87.7%

* This is based on patients treated on this contract for their most recent course of treatment. Figures in italics indicate the base number of FP17s or Patient Questionnaire responses are less than 100. N/A is shown where the base number of responses is less than 10 during the period. % is calculated as Quantity/Base number*100

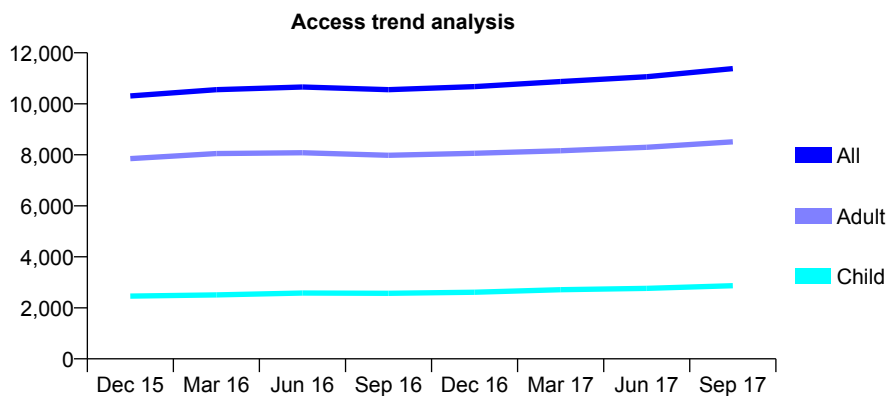
Q64 - Vital Signs At a Glance Contract Report for 678570/0001 - September 2017

Name or company name	MISS EL FOX
Contract type name	GDS Contract
Purpose of contract	General
Contract start date	01/06/2008
Contract end date	

17/18 Contracted general activity (UDA)	29,547
Carry forward general activity (UDA)	-518
17/18 Contracted orthodontic activity (UOA)	0
Carry forward orthodontic activity (UOA)	0
Baseline contract value	£737,927.15

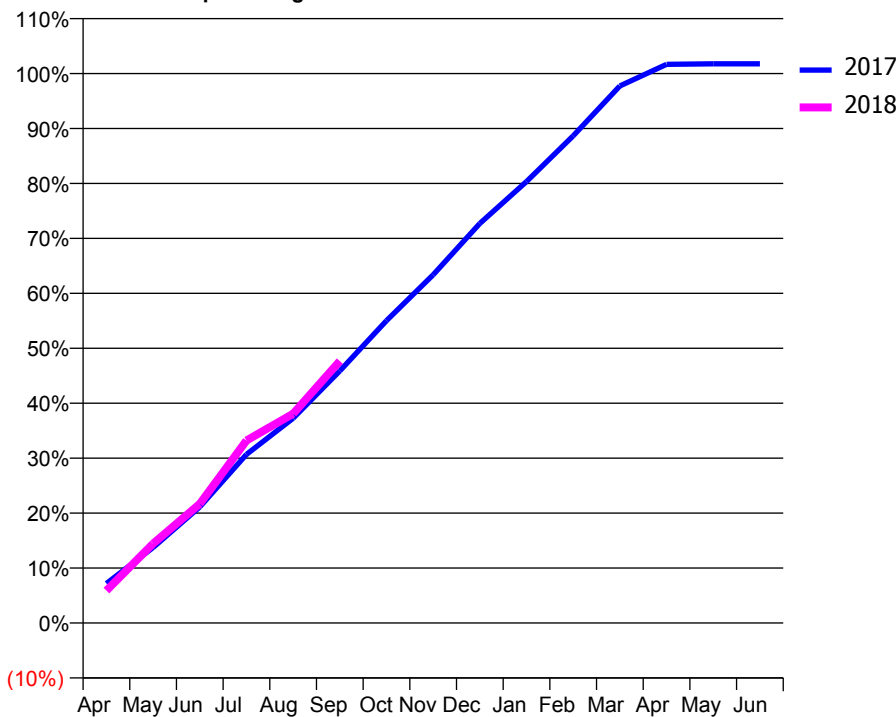
ACCESS*

Patients seen in 24 months	Total	Change since previous quarter
Quarter ending September 2016	10,554	
Quarter ending December 2016	10,674	→
Quarter ending March 2017	10,872	→
Quarter ending June 2017	11,062	→
Quarter ending September 2017	11,378	↑
Variance since September 2016	7.8%	↑



ACTIVITY

Cumulative percentage of contracted UDA delivered 2017 & 2018



Month	Adjusted Scheduled Activity (UDA)	
	2017	2018
April	2,123	1,746
May	4,059	4,271
June	6,242	6,403
July	9,067	9,814
August	11,011	11,257
September	13,557	14,085
October	16,259	
November	18,728	
December	21,486	
January	23,738	
February	26,196	
March	28,876	
April	30,042	
May	30,065	
June	30,065	

QUALITY

	Quantity	Base Number	Contract	AT	Region	England
% of FP17s for the same patient ID Re-attending within 3 months - Children	153	2,386	6.4%	9.1%	11.4%	11.9%
% of FP17s for the same patient ID Re-attending within 3 months - Adults	740	5,710	13.0%	13.4%	15.7%	15.9%
% of FP17s for the same patient ID Re-attending between 3 & 9 months - Children	1,543	2,386	64.7%	61.7%	60.6%	58.1%
% of FP17s for the same patient ID Re-attending between 3 & 9 months - Adults	2,711	5,710	47.5%	52.3%	52.0%	50.6%
% of FP17s for Band 1 Urgent Courses	699	7,414	9.4%	8.1%	9.6%	9.1%
% of FP17s Relating to Free Repair or Replacements	47	7,414	0.6%	0.7%	0.7%	0.8%
% of FP17s Relating to Continuations	32	7,414	0.4%	1.0%	1.0%	1.1%
% of Patients satisfied with the dentistry they have received	35	38	92.1%	92.1%	91.6%	91.4%
% of Patients satisfied with the time they had to wait for an appointment	29	38	76.3%	88.2%	87.9%	87.7%

* This is based on patients treated on this contract for their most recent course of treatment. Figures in italics indicate the base number of FP17s or Patient Questionnaire responses are less than 100. N/A is shown where the base number of responses is less than 10 during the period. % is calculated as Quantity/Base number*100

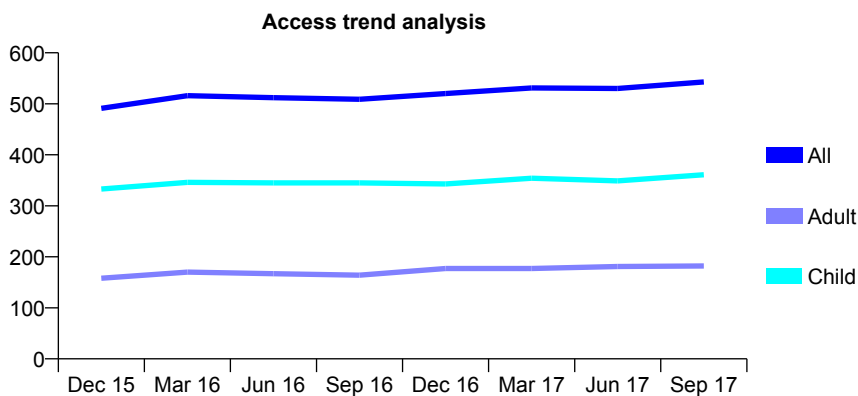
Q64 - Vital Signs At a Glance Contract Report for 682586/0003 - September 2017

Name or company name	MR EJ LOCKE
Contract type name	GDS Contract
Purpose of contract	General
Contract start date	01/02/2014
Contract end date	

17/18 Contracted general activity (UDA)	1,350
Carry forward general activity (UDA)	-8
17/18 Contracted orthodontic activity (UOA)	0
Carry forward orthodontic activity (UOA)	0
Baseline contract value	£41,482.56

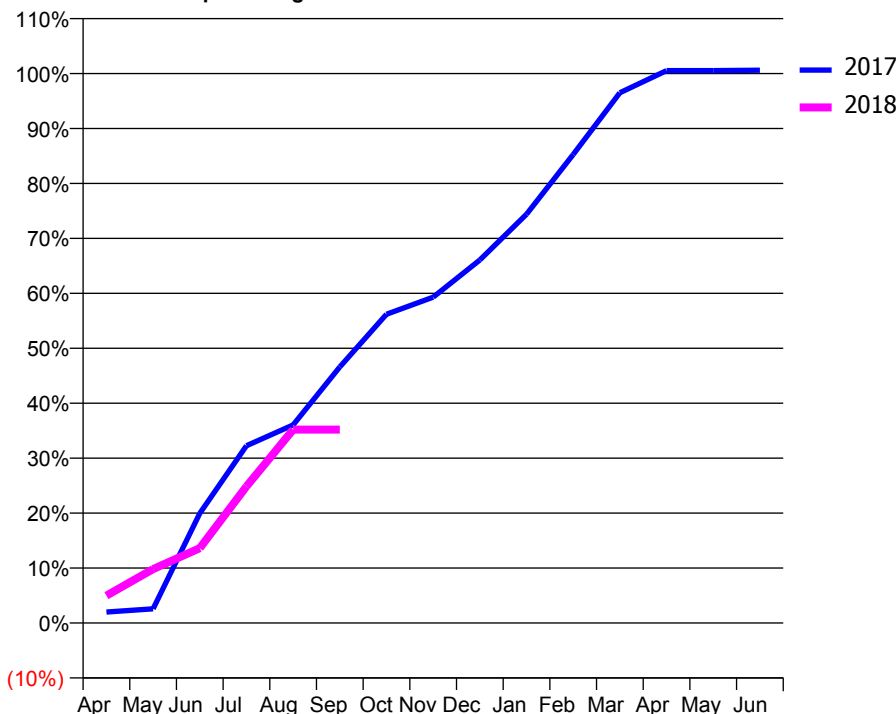
ACCESS*

Patients seen in 24 months	Total	Change since previous quarter
Quarter ending September 2016	509	
Quarter ending December 2016	520	↑
Quarter ending March 2017	531	↑
Quarter ending June 2017	530	→
Quarter ending September 2017	543	↑
Variance since September 2016	6.7%	↑



ACTIVITY

Cumulative percentage of contracted UDA delivered 2017 & 2018



Adjusted Scheduled Activity (UDA)

Month	2017	2018
April	27	67
May	35	132
June	270	184
July	436	336
August	487	475
September	629	475
October	759	
November	801	
December	892	
January	1,004	
February	1,151	
March	1,303	
April	1,357	
May	1,357	
June	1,358	

QUALITY

	Quantity	Base Number	Contract	AT	Region	England
% of FP17s for the same patient ID Re-attending within 3 months - Children	10	211	4.7%	9.1%	11.4%	11.9%
% of FP17s for the same patient ID Re-attending within 3 months - Adults	20	97	20.6%	13.4%	15.7%	15.9%
% of FP17s for the same patient ID Re-attending between 3 & 9 months - Children	129	211	61.1%	61.7%	60.6%	58.1%
% of FP17s for the same patient ID Re-attending between 3 & 9 months - Adults	37	97	38.1%	52.3%	52.0%	50.6%
% of FP17s for Band 1 Urgent Courses	31	283	11.0%	8.1%	9.6%	9.1%
% of FP17s Relating to Free Repair or Replacements	0	283	0.0%	0.7%	0.7%	0.8%
% of FP17s Relating to Continuations	0	283	0.0%	1.0%	1.0%	1.1%
% of Patients satisfied with the dentistry they have received	3	3	N/A	92.1%	91.6%	91.4%
% of Patients satisfied with the time they had to wait for an appointment	3	3	N/A	88.2%	87.9%	87.7%

* This is based on patients treated on this contract for their most recent course of treatment. Figures in italics indicate the base number of FP17s or Patient Questionnaire responses are less than 100. N/A is shown where the base number of responses is less than 10 during the period. % is calculated as Quantity/Base number*100

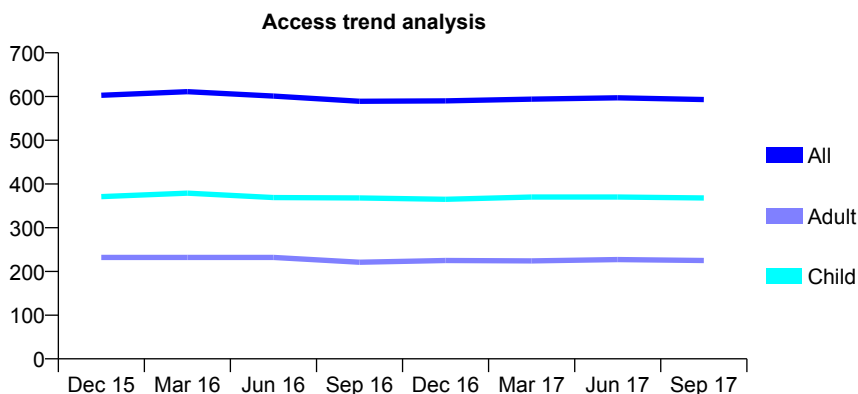
Q64 - Vital Signs At a Glance Contract Report for 685046/0001 - September 2017

Name or company name	MR DJ MORLEY
Contract type name	GDS Contract
Purpose of contract	General
Contract start date	01/04/2006
Contract end date	

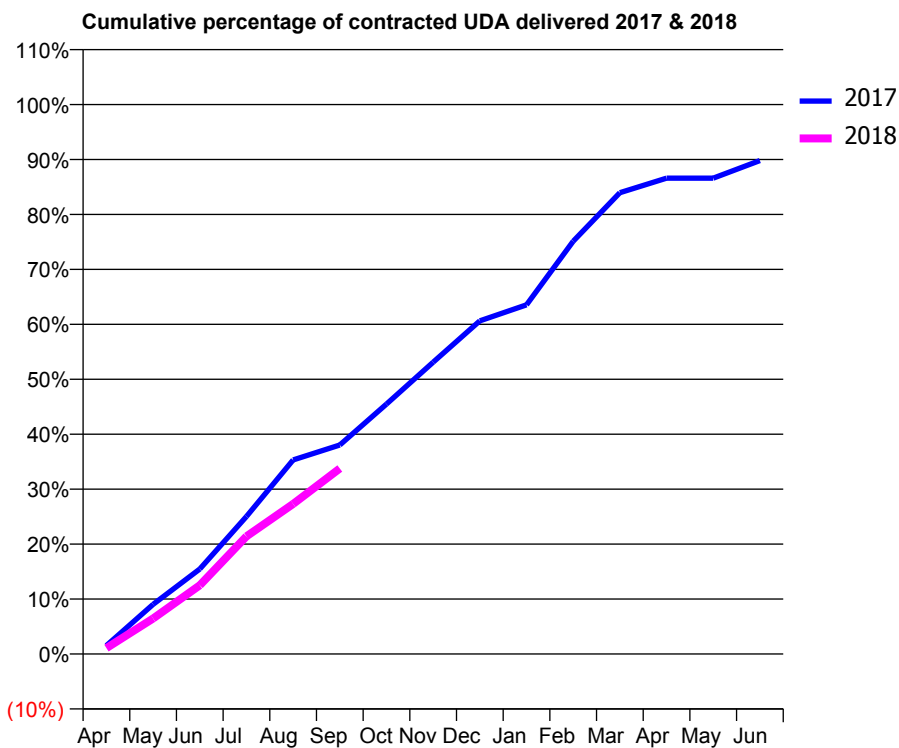
17/18 Contracted general activity (UDA)	1,750
Carry forward general activity (UDA)	0
17/18 Contracted orthodontic activity (UOA)	0
Carry forward orthodontic activity (UOA)	0
Baseline contract value	£39,393.73

ACCESS*

Patients seen in 24 months	Total	Change since previous quarter
Quarter ending September 2016	589	
Quarter ending December 2016	590	→
Quarter ending March 2017	594	→
Quarter ending June 2017	597	→
Quarter ending September 2017	593	→
Variance since September 2016	0.7%	→



ACTIVITY



Month	Adjusted Scheduled Activity (UDA)	
	2017	2018
April	27	19
May	158	113
June	271	219
July	438	375
August	618	478
September	666	591
October	796	
November	929	
December	1,061	
January	1,112	
February	1,314	
March	1,469	
April	1,515	
May	1,515	
June	1,572	

QUALITY

	Quantity	Base Number	Contract	AT	Region	England
% of FP17s for the same patient ID Re-attending within 3 months - Children	9	275	3.3%	9.1%	11.4%	11.9%
% of FP17s for the same patient ID Re-attending within 3 months - Adults	11	116	9.5%	13.4%	15.7%	15.9%
% of FP17s for the same patient ID Re-attending between 3 & 9 months - Children	188	275	68.4%	61.7%	60.6%	58.1%
% of FP17s for the same patient ID Re-attending between 3 & 9 months - Adults	71	116	61.2%	52.3%	52.0%	50.6%
% of FP17s for Band 1 Urgent Courses	15	355	4.2%	8.1%	9.6%	9.1%
% of FP17s Relating to Free Repair or Replacements	1	355	0.3%	0.7%	0.7%	0.8%
% of FP17s Relating to Continuations	0	355	0.0%	1.0%	1.0%	1.1%
% of Patients satisfied with the dentistry they have received	2	2	N/A	92.1%	91.6%	91.4%
% of Patients satisfied with the time they had to wait for an appointment	2	2	N/A	88.2%	87.9%	87.7%

* This is based on patients treated on this contract for their most recent course of treatment. Figures in italics indicate the base number of FP17s or Patient Questionnaire responses are less than 100. N/A is shown where the base number of responses is less than 10 during the period. % is calculated as Quantity/Base number*100

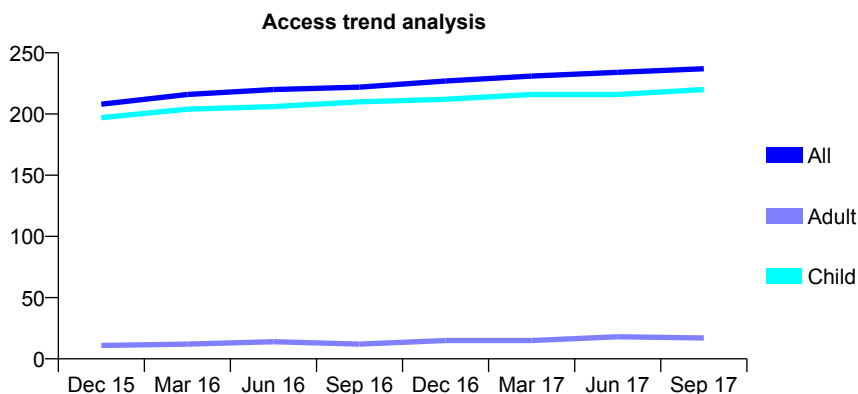
Q64 - Vital Signs At a Glance Contract Report for 685240/0001 - September 2017

Name or company name	MR OC GUY
Contract type name	GDS Contract
Purpose of contract	General
Contract start date	01/04/2006
Contract end date	

17/18 Contracted general activity (UDA)	440
Carry forward general activity (UDA)	11
17/18 Contracted orthodontic activity (UOA)	0
Carry forward orthodontic activity (UOA)	0
Baseline contract value	£10,439.35

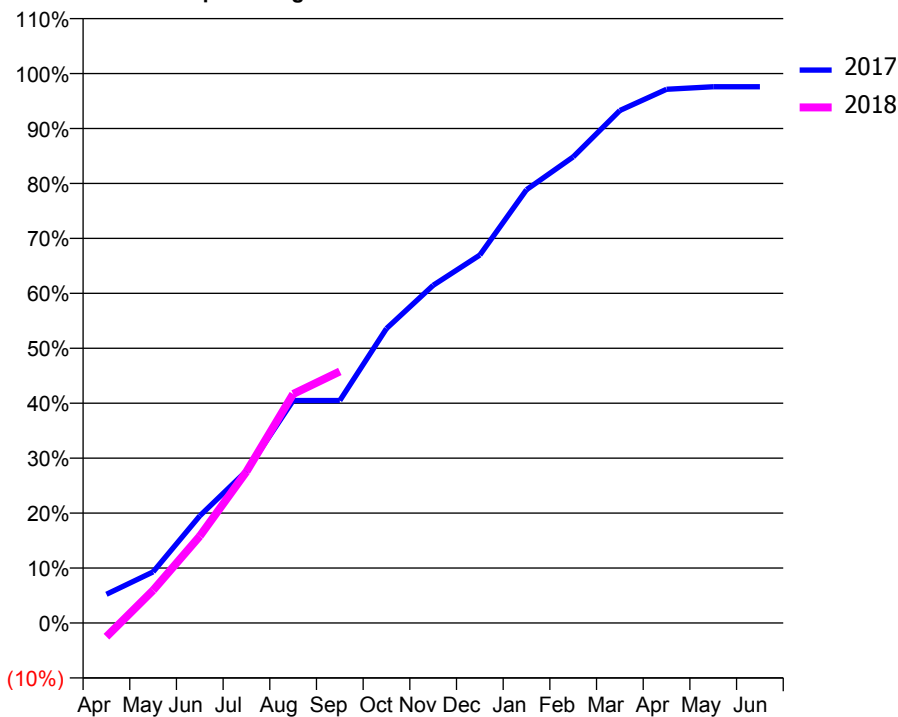
ACCESS*

Patients seen in 24 months	Total	Change since previous quarter
Quarter ending September 2016	222	
Quarter ending December 2016	227	↑
Quarter ending March 2017	231	→
Quarter ending June 2017	234	→
Quarter ending September 2017	237	→
Variance since September 2016	6.8%	↑



ACTIVITY

Cumulative percentage of contracted UDA delivered 2017 & 2018



Adjusted Scheduled Activity (UDA)

Month	2017	2018
April	23	-11
May	41	26
June	86	70
July	122	121
August	178	183
September	178	201
October	236	
November	270	
December	295	
January	347	
February	373	
March	410	
April	427	
May	429	
June	429	

QUALITY

	Quantity	Base Number	Contract	AT	Region	England
% of FP17s for the same patient ID Re-attending within 3 months - Children	5	182	2.7%	9.1%	11.4%	11.9%
% of FP17s for the same patient ID Re-attending within 3 months - Adults	0	4	0.0%	13.4%	15.7%	15.9%
% of FP17s for the same patient ID Re-attending between 3 & 9 months - Children	124	182	68.1%	61.7%	60.6%	58.1%
% of FP17s for the same patient ID Re-attending between 3 & 9 months - Adults	4	4	100.0%	52.3%	52.0%	50.6%
% of FP17s for Band 1 Urgent Courses	7	170	4.1%	8.1%	9.6%	9.1%
% of FP17s Relating to Free Repair or Replacements	0	170	0.0%	0.7%	0.7%	0.8%
% of FP17s Relating to Continuations	0	170	0.0%	1.0%	1.0%	1.1%
% of Patients satisfied with the dentistry they have received	1	1	N/A	92.1%	91.6%	91.4%
% of Patients satisfied with the time they had to wait for an appointment	1	1	N/A	88.2%	87.9%	87.7%

* This is based on patients treated on this contract for their most recent course of treatment. Figures in italics indicate the base number of FP17s or Patient Questionnaire responses are less than 100. N/A is shown where the base number of responses is less than 10 during the period. % is calculated as Quantity/Base number*100

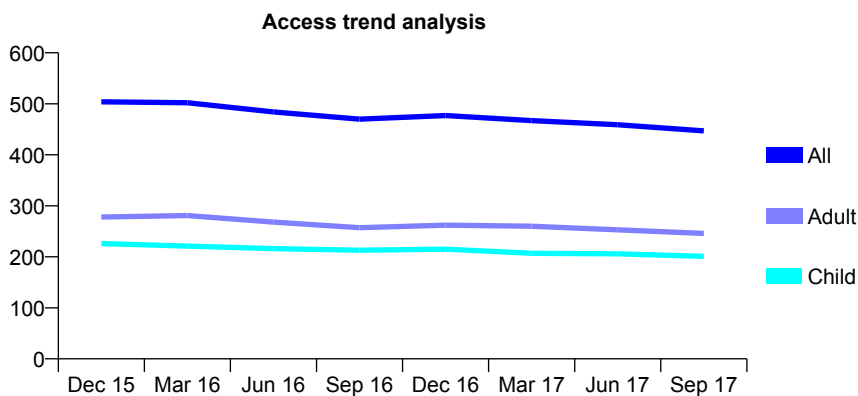
Q64 - Vital Signs At a Glance Contract Report for 725676/0003 - September 2017

Name or company name	MRS MN PICKARD
Contract type name	GDS Contract
Purpose of contract	General
Contract start date	02/04/2010
Contract end date	

17/18 Contracted general activity (UDA)	1,700
Carry forward general activity (UDA)	0
17/18 Contracted orthodontic activity (UOA)	0
Carry forward orthodontic activity (UOA)	0
Baseline contract value	£35,553.44

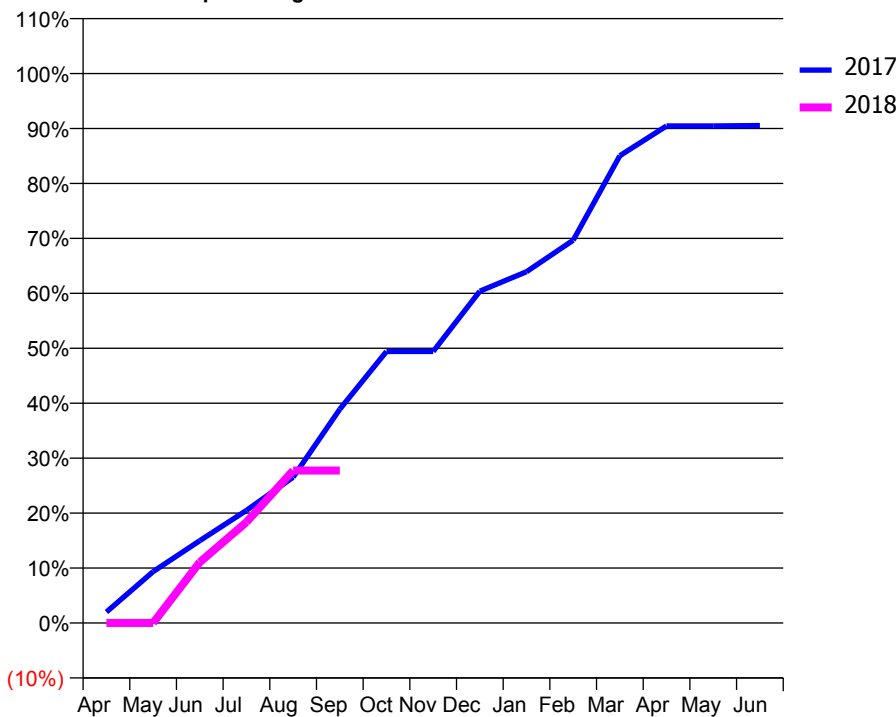
ACCESS*

Patients seen in 24 months	Total	Change since previous quarter
Quarter ending September 2016	470	
Quarter ending December 2016	477	→
Quarter ending March 2017	467	↓
Quarter ending June 2017	459	↓
Quarter ending September 2017	447	↓
Variance since September 2016	(4.9%)	↓



ACTIVITY

Cumulative percentage of contracted UDA delivered 2017 & 2018



Adjusted Scheduled Activity (UDA)		
Month	2017	2018
April	34	0
May	159	0
June	255	188
July	348	312
August	451	472
September	661	472
October	840	
November	840	
December	1,027	
January	1,087	
February	1,184	
March	1,446	
April	1,538	
May	1,538	
June	1,539	

QUALITY

	Quantity	Base Number	Contract	AT	Region	England
% of FP17s for the same patient ID Re-attending within 3 months - Children	18	154	11.7%	9.1%	11.4%	11.9%
% of FP17s for the same patient ID Re-attending within 3 months - Adults	39	139	28.1%	13.4%	15.7%	15.9%
% of FP17s for the same patient ID Re-attending between 3 & 9 months - Children	87	154	56.5%	61.7%	60.6%	58.1%
% of FP17s for the same patient ID Re-attending between 3 & 9 months - Adults	69	139	49.6%	52.3%	52.0%	50.6%
% of FP17s for Band 1 Urgent Courses	23	248	9.3%	8.1%	9.6%	9.1%
% of FP17s Relating to Free Repair or Replacements	0	248	0.0%	0.7%	0.7%	0.8%
% of FP17s Relating to Continuations	0	248	0.0%	1.0%	1.0%	1.1%
% of Patients satisfied with the dentistry they have received	0	0	N/A	92.1%	91.6%	91.4%
% of Patients satisfied with the time they had to wait for an appointment	0	0	N/A	88.2%	87.9%	87.7%

* This is based on patients treated on this contract for their most recent course of treatment. Figures in italics indicate the base number of FP17s or Patient Questionnaire responses are less than 100. N/A is shown where the base number of responses is less than 10 during the period. % is calculated as Quantity/Base number*100

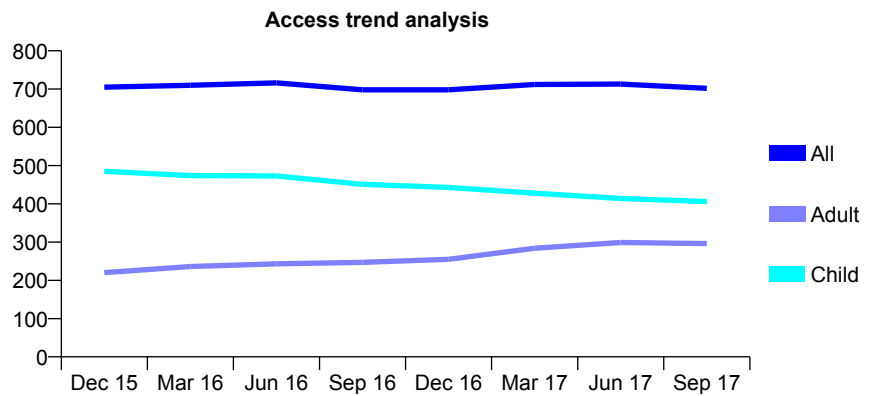
Q64 - Vital Signs At a Glance Contract Report for 731633/0001 - September 2017

Name or company name	MR PJ COOKE
Contract type name	GDS Contract
Purpose of contract	General and Orthodontic
Contract start date	01/04/2006
Contract end date	

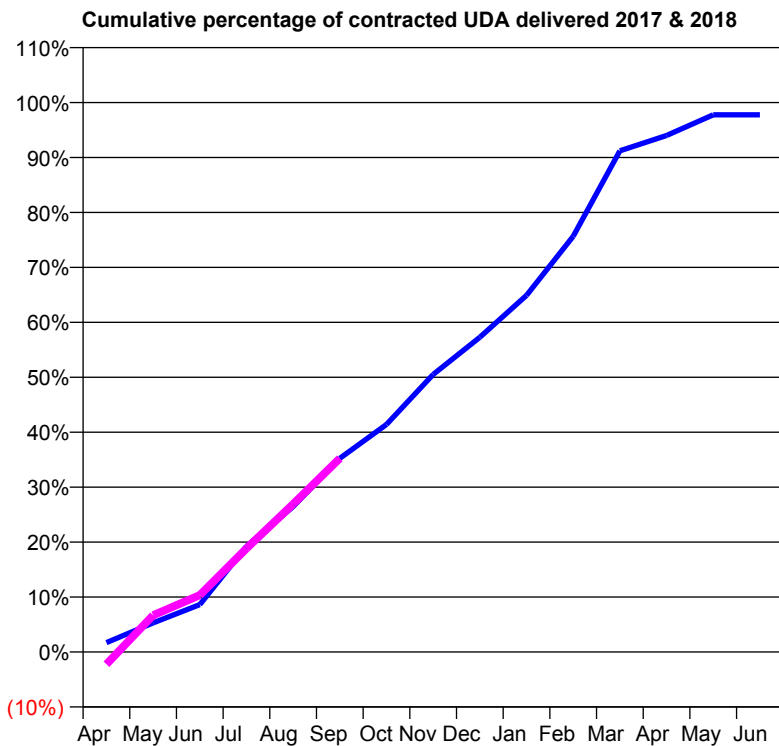
17/18 Contracted general activity (UDA)	1,285
Carry forward general activity (UDA)	29
17/18 Contracted orthodontic activity (UOA)	1,389
Carry forward orthodontic activity (UOA)	0
Baseline contract value	£111,945.16

ACCESS*

Patients seen in 24 months	Total	Change since previous quarter
Quarter ending September 2016	698	
Quarter ending December 2016	698	→
Quarter ending March 2017	712	↑
Quarter ending June 2017	713	→
Quarter ending September 2017	702	↓
Variance since September 2016	0.6%	→



ACTIVITY



Adjusted Scheduled Activity (UDA)		
Month	2017	2018
April	22	-29
May	68	86
June	111	133
July	247	242
August	340	346
September	453	453
October	532	
November	649	
December	736	
January	834	
February	972	
March	1,172	
April	1,208	
May	1,256	
June	1,256	

QUALITY

	Quantity	Base Number	Contract	AT	Region	England
% of FP17s for the same patient ID Re-attending within 3 months - Children	35	344	10.2%	9.1%	11.4%	11.9%
% of FP17s for the same patient ID Re-attending within 3 months - Adults	4	105	3.8%	13.4%	15.7%	15.9%
% of FP17s for the same patient ID Re-attending between 3 & 9 months - Children	170	344	49.4%	61.7%	60.6%	58.1%
% of FP17s for the same patient ID Re-attending between 3 & 9 months - Adults	36	105	34.3%	52.3%	52.0%	50.6%
% of FP17s for Band 1 Urgent Courses	0	322	0.0%	8.1%	9.6%	9.1%
% of FP17s Relating to Free Repair or Replacements	0	322	0.0%	0.7%	0.7%	0.8%
% of FP17s Relating to Continuations	8	322	2.5%	1.0%	1.0%	1.1%
% of Patients satisfied with the dentistry they have received	1	1	N/A	92.1%	91.6%	91.4%
% of Patients satisfied with the time they had to wait for an appointment	1	1	N/A	88.2%	87.9%	87.7%

* This is based on patients treated on this contract for their most recent course of treatment. Figures in italics indicate the base number of FP17s or Patient Questionnaire responses are less than 100. N/A is shown where the base number of responses is less than 10 during the period. % is calculated as Quantity/Base number*100

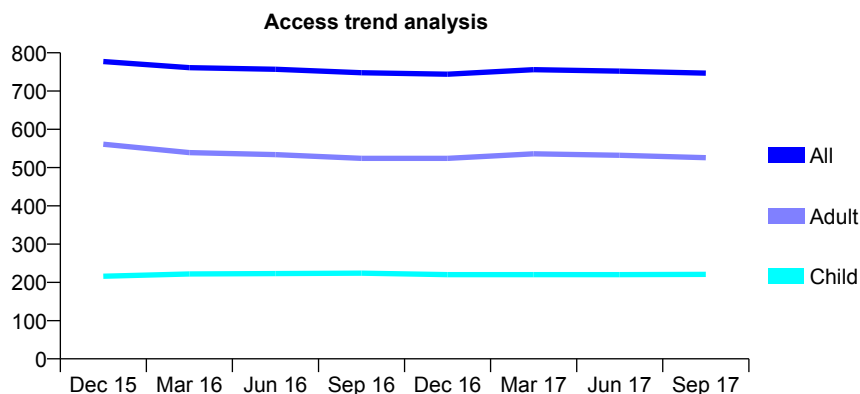
Q64 - Vital Signs At a Glance Contract Report for 736716/0001 - September 2017

Name or company name	MRS J ROBSON
Contract type name	GDS Contract
Purpose of contract	General
Contract start date	01/04/2006
Contract end date	

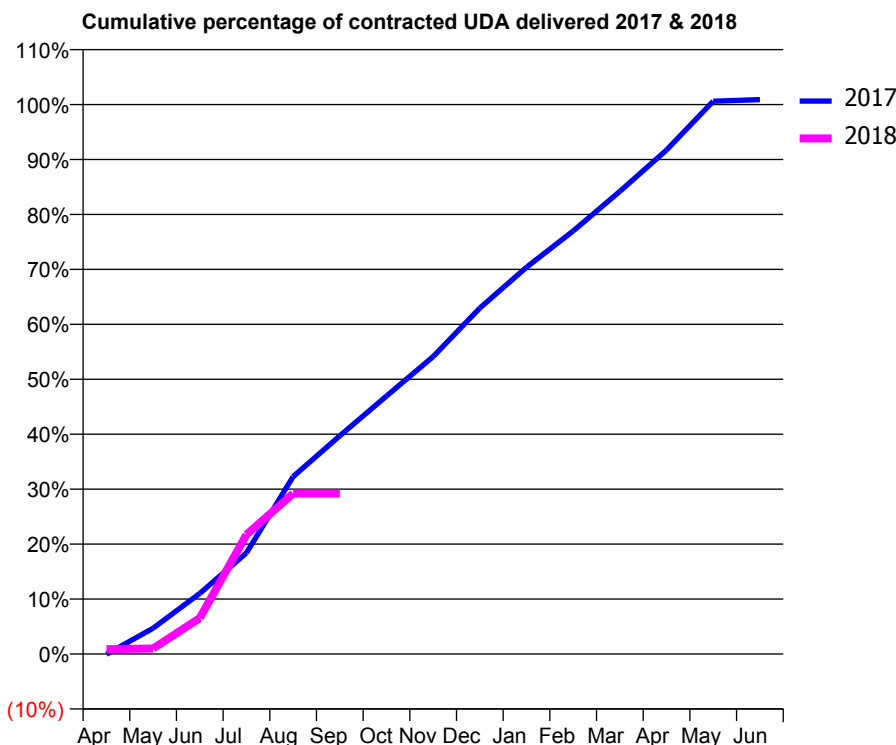
17/18 Contracted general activity (UDA)	1,800
Carry forward general activity (UDA)	-16
17/18 Contracted orthodontic activity (UOA)	0
Carry forward orthodontic activity (UOA)	0
Baseline contract value	£48,797.52

ACCESS*

Patients seen in 24 months	Total	Change since previous quarter
Quarter ending September 2016	748	
Quarter ending December 2016	744	→
Quarter ending March 2017	756	→
Quarter ending June 2017	752	→
Quarter ending September 2017	747	→
Variance since September 2016	(0.1%)	→



ACTIVITY



Month	Adjusted Scheduled Activity (UDA)	
	2017	2018
April	-1	16
May	85	18
June	199	118
July	331	391
August	581	526
September	715	526
October	845	
November	974	
December	1,133	
January	1,267	
February	1,386	
March	1,516	
April	1,651	
May	1,811	
June	1,816	

QUALITY

	Quantity	Base Number	Contract	AT	Region	England
% of FP17s for the same patient ID Re-attending within 3 months - Children	5	166	3.0%	9.1%	11.4%	11.9%
% of FP17s for the same patient ID Re-attending within 3 months - Adults	27	372	7.3%	13.4%	15.7%	15.9%
% of FP17s for the same patient ID Re-attending between 3 & 9 months - Children	127	166	76.5%	61.7%	60.6%	58.1%
% of FP17s for the same patient ID Re-attending between 3 & 9 months - Adults	268	372	72.0%	52.3%	52.0%	50.6%
% of FP17s for Band 1 Urgent Courses	13	353	3.7%	8.1%	9.6%	9.1%
% of FP17s Relating to Free Repair or Replacements	0	353	0.0%	0.7%	0.7%	0.8%
% of FP17s Relating to Continuations	0	353	0.0%	1.0%	1.0%	1.1%
% of Patients satisfied with the dentistry they have received	3	3	N/A	92.1%	91.6%	91.4%
% of Patients satisfied with the time they had to wait for an appointment	3	3	N/A	88.2%	87.9%	87.7%

* This is based on patients treated on this contract for their most recent course of treatment. Figures in italics indicate the base number of FP17s or Patient Questionnaire responses are less than 100. N/A is shown where the base number of responses is less than 10 during the period. % is calculated as Quantity/Base number*100

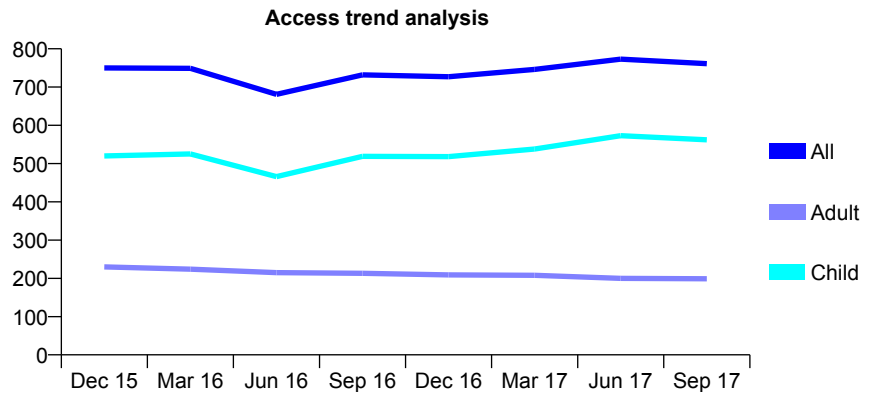
Q64 - Vital Signs At a Glance Contract Report for 737704/0002 - September 2017

Name or company name	MR AC MILLER
Contract type name	GDS Contract
Purpose of contract	General
Contract start date	01/04/2006
Contract end date	

17/18 Contracted general activity (UDA)	1,435
Carry forward general activity (UDA)	0
17/18 Contracted orthodontic activity (UOA)	0
Carry forward orthodontic activity (UOA)	0
Baseline contract value	£31,700.34

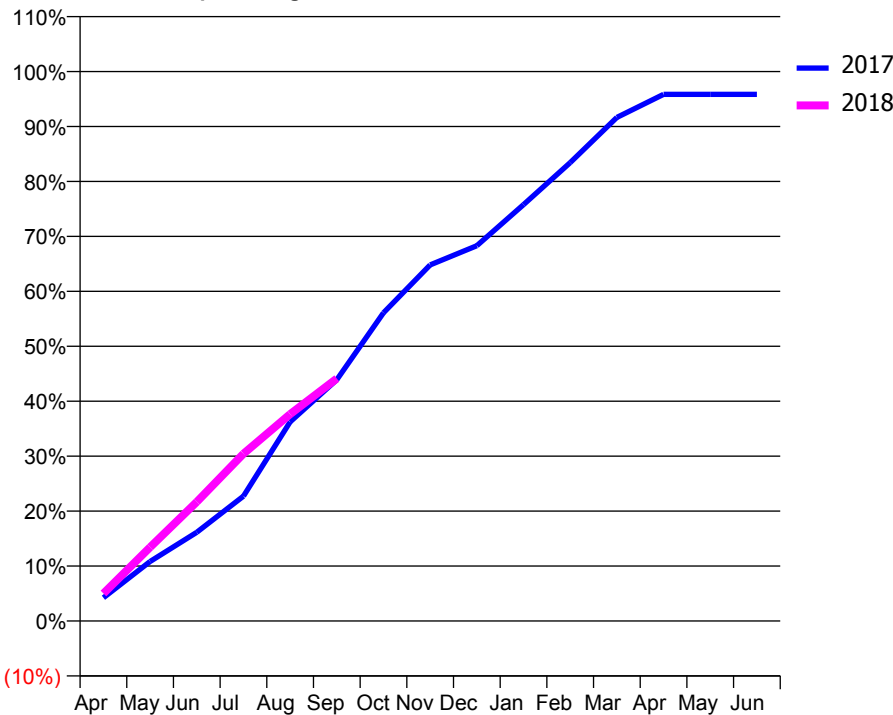
ACCESS*

Patients seen in 24 months	Total	Change since previous quarter
Quarter ending September 2016	732	
Quarter ending December 2016	727	→
Quarter ending March 2017	746	↑
Quarter ending June 2017	773	↑
Quarter ending September 2017	761	↓
Variance since September 2016	4.0%	↑



ACTIVITY

Cumulative percentage of contracted UDA delivered 2017 & 2018



Month	Adjusted Scheduled Activity (UDA)	
	2017	2018
April	61	72
May	156	193
June	232	311
July	326	437
August	520	540
September	630	633
October	805	
November	930	
December	980	
January	1,087	
February	1,197	
March	1,315	
April	1,375	
May	1,375	
June	1,375	

QUALITY

	Quantity	Base Number	Contract	AT	Region	England
% of FP17s for the same patient ID Re-attending within 3 months - Children	25	411	6.1%	9.1%	11.4%	11.9%
% of FP17s for the same patient ID Re-attending within 3 months - Adults	13	103	12.6%	13.4%	15.7%	15.9%
% of FP17s for the same patient ID Re-attending between 3 & 9 months - Children	229	411	55.7%	61.7%	60.6%	58.1%
% of FP17s for the same patient ID Re-attending between 3 & 9 months - Adults	54	103	52.4%	52.3%	52.0%	50.6%
% of FP17s for Band 1 Urgent Courses	32	468	6.8%	8.1%	9.6%	9.1%
% of FP17s Relating to Free Repair or Replacements	0	468	0.0%	0.7%	0.7%	0.8%
% of FP17s Relating to Continuations	7	468	1.5%	1.0%	1.0%	1.1%
% of Patients satisfied with the dentistry they have received	1	1	N/A	92.1%	91.6%	91.4%
% of Patients satisfied with the time they had to wait for an appointment	1	1	N/A	88.2%	87.9%	87.7%

* This is based on patients treated on this contract for their most recent course of treatment. Figures in italics indicate the base number of FP17s or Patient Questionnaire responses are less than 100. N/A is shown where the base number of responses is less than 10 during the period. % is calculated as Quantity/Base number*100

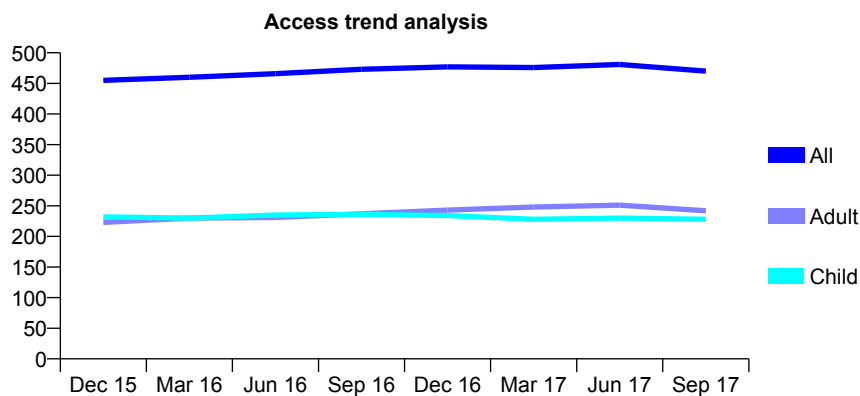
Q64 - Vital Signs At a Glance Contract Report for 740594/0001 - September 2017

Name or company name	MISS JM HAYES
Contract type name	GDS Contract
Purpose of contract	General
Contract start date	01/04/2006
Contract end date	

17/18 Contracted general activity (UDA)	998
Carry forward general activity (UDA)	-20
17/18 Contracted orthodontic activity (UOA)	0
Carry forward orthodontic activity (UOA)	0
Baseline contract value	£21,004.23

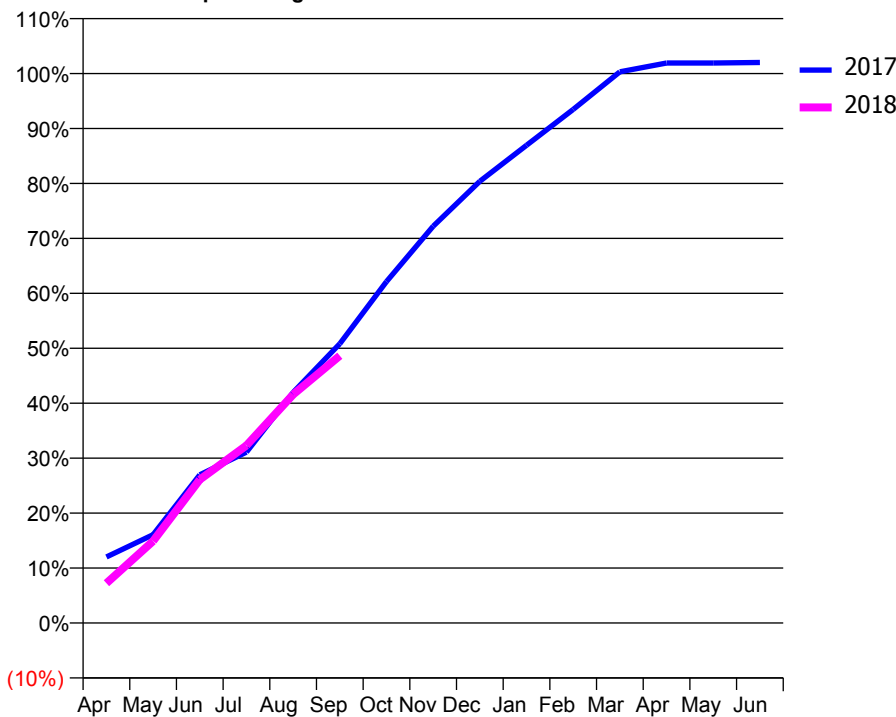
ACCESS*

Patients seen in 24 months	Total	Change since previous quarter
Quarter ending September 2016	473	
Quarter ending December 2016	477	→
Quarter ending March 2017	476	→
Quarter ending June 2017	481	→
Quarter ending September 2017	470	↓
Variance since September 2016	(0.6%)	→



ACTIVITY

Cumulative percentage of contracted UDA delivered 2017 & 2018



Adjusted Scheduled Activity (UDA)

Month	2017	2018
April	120	72
May	160	149
June	269	260
July	310	322
August	419	415
September	507	485
October	620	
November	721	
December	802	
January	868	
February	933	
March	1,001	
April	1,017	
May	1,017	
June	1,018	

QUALITY

	Quantity	Base Number	Contract	AT	Region	England
% of FP17s for the same patient ID Re-attending within 3 months - Children	3	159	1.9%	9.1%	11.4%	11.9%
% of FP17s for the same patient ID Re-attending within 3 months - Adults	16	183	8.7%	13.4%	15.7%	15.9%
% of FP17s for the same patient ID Re-attending between 3 & 9 months - Children	77	159	48.4%	61.7%	60.6%	58.1%
% of FP17s for the same patient ID Re-attending between 3 & 9 months - Adults	110	183	60.1%	52.3%	52.0%	50.6%
% of FP17s for Band 1 Urgent Courses	12	331	3.6%	8.1%	9.6%	9.1%
% of FP17s Relating to Free Repair or Replacements	0	331	0.0%	0.7%	0.7%	0.8%
% of FP17s Relating to Continuations	0	331	0.0%	1.0%	1.0%	1.1%
% of Patients satisfied with the dentistry they have received	3	3	N/A	92.1%	91.6%	91.4%
% of Patients satisfied with the time they had to wait for an appointment	3	3	N/A	88.2%	87.9%	87.7%

* This is based on patients treated on this contract for their most recent course of treatment. Figures in italics indicate the base number of FP17s or Patient Questionnaire responses are less than 100. N/A is shown where the base number of responses is less than 10 during the period. % is calculated as Quantity/Base number*100

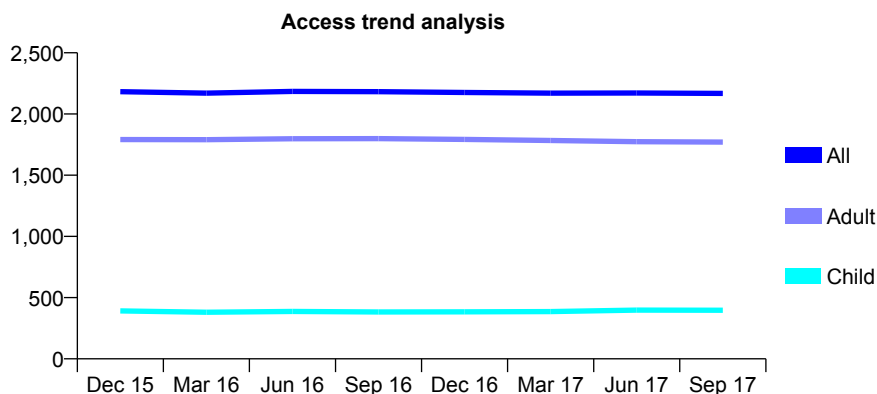
Q64 - Vital Signs At a Glance Contract Report for 746363/0001 - September 2017

Name or company name	MR DM REID
Contract type name	GDS Contract
Purpose of contract	General
Contract start date	01/04/2006
Contract end date	

17/18 Contracted general activity (UDA)	6,136
Carry forward general activity (UDA)	145
17/18 Contracted orthodontic activity (UOA)	0
Carry forward orthodontic activity (UOA)	0
Baseline contract value	£206,175.18

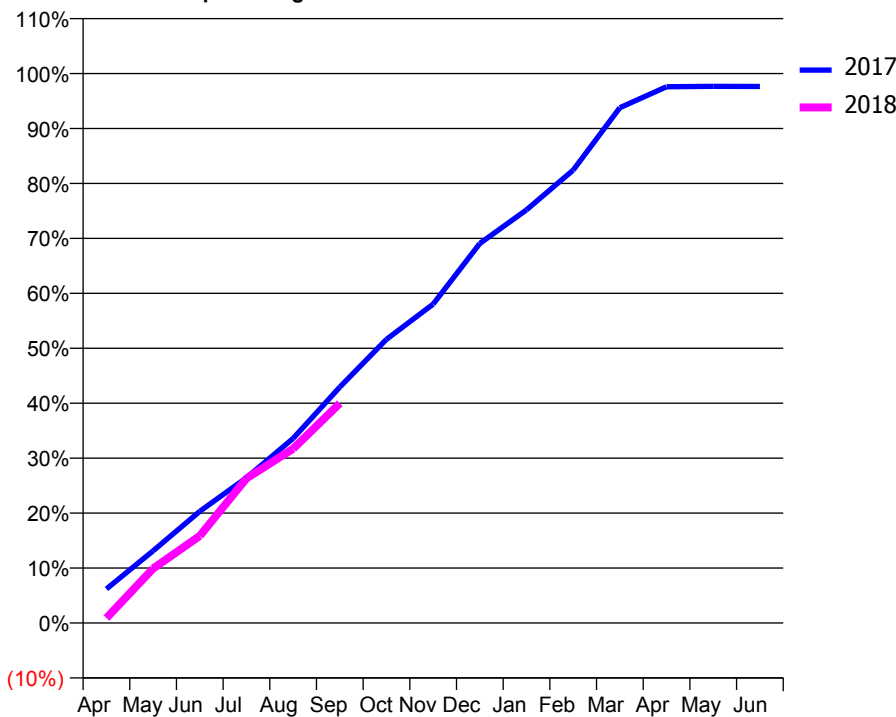
ACCESS*

Patients seen in 24 months	Total	Change since previous quarter
Quarter ending September 2016	2,182	
Quarter ending December 2016	2,176	→
Quarter ending March 2017	2,170	→
Quarter ending June 2017	2,172	→
Quarter ending September 2017	2,168	→
Variance since September 2016	(0.6%)	→



ACTIVITY

Cumulative percentage of contracted UDA delivered 2017 & 2018



QUALITY

	Quantity	Base Number	Contract	AT	Region	England
% of FP17s for the same patient ID Re-attending within 3 months - Children	32	319	10.0%	9.1%	11.4%	11.9%
% of FP17s for the same patient ID Re-attending within 3 months - Adults	187	1,271	14.7%	13.4%	15.7%	15.9%
% of FP17s for the same patient ID Re-attending between 3 & 9 months - Children	198	319	62.1%	61.7%	60.6%	58.1%
% of FP17s for the same patient ID Re-attending between 3 & 9 months - Adults	633	1,271	49.8%	52.3%	52.0%	50.6%
% of FP17s for Band 1 Urgent Courses	150	1,481	10.1%	8.1%	9.6%	9.1%
% of FP17s Relating to Free Repair or Replacements	11	1,481	0.7%	0.7%	0.7%	0.8%
% of FP17s Relating to Continuations	17	1,481	1.1%	1.0%	1.0%	1.1%
% of Patients satisfied with the dentistry they have received	10	11	90.9%	92.1%	91.6%	91.4%
% of Patients satisfied with the time they had to wait for an appointment	11	11	100.0%	88.2%	87.9%	87.7%

* This is based on patients treated on this contract for their most recent course of treatment. Figures in italics indicate the base number of FP17s or Patient Questionnaire responses are less than 100. N/A is shown where the base number of responses is less than 10 during the period. % is calculated as Quantity/Base number*100

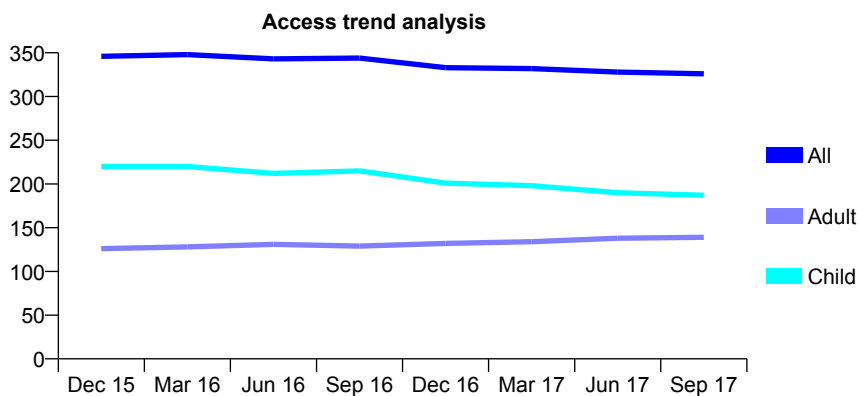
Q64 - Vital Signs At a Glance Contract Report for 750050/0001 - September 2017

Name or company name	MR SJ GOODE
Contract type name	GDS Contract
Purpose of contract	General
Contract start date	01/04/2006
Contract end date	

17/18 Contracted general activity (UDA)	1,125
Carry forward general activity (UDA)	44
17/18 Contracted orthodontic activity (UOA)	0
Carry forward orthodontic activity (UOA)	0
Baseline contract value	£30,409.95

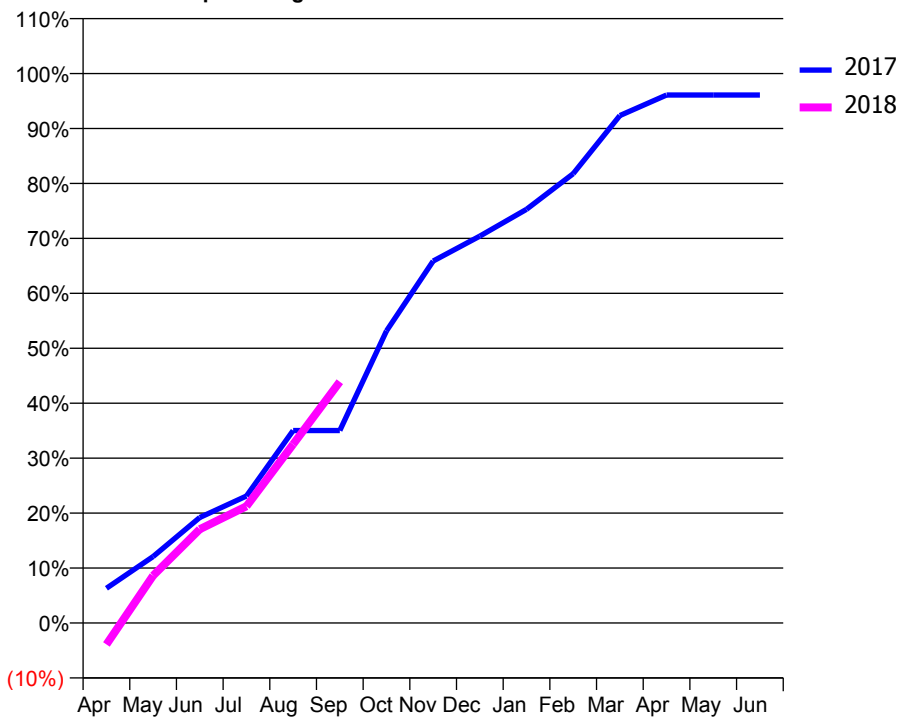
ACCESS*

Patients seen in 24 months	Total	Change since previous quarter
Quarter ending September 2016	344	
Quarter ending December 2016	333	↓
Quarter ending March 2017	332	→
Quarter ending June 2017	328	↓
Quarter ending September 2017	326	→
Variance since September 2016	(5.2%)	↓



ACTIVITY

Cumulative percentage of contracted UDA delivered 2017 & 2018



Adjusted Scheduled Activity (UDA)

Month	2017	2018
April	71	-44
May	136	97
June	216	192
July	260	239
August	394	366
September	394	494
October	598	
November	741	
December	792	
January	847	
February	920	
March	1,039	
April	1,081	
May	1,081	
June	1,081	

QUALITY

	Quantity	Base Number	Contract	AT	Region	England
% of FP17s for the same patient ID Re-attending within 3 months - Children	6	149	4.0%	9.1%	11.4%	11.9%
% of FP17s for the same patient ID Re-attending within 3 months - Adults	5	76	6.6%	13.4%	15.7%	15.9%
% of FP17s for the same patient ID Re-attending between 3 & 9 months - Children	96	149	64.4%	61.7%	60.6%	58.1%
% of FP17s for the same patient ID Re-attending between 3 & 9 months - Adults	41	76	53.9%	52.3%	52.0%	50.6%
% of FP17s for Band 1 Urgent Courses	0	205	0.0%	8.1%	9.6%	9.1%
% of FP17s Relating to Free Repair or Replacements	0	205	0.0%	0.7%	0.7%	0.8%
% of FP17s Relating to Continuations	4	205	2.0%	1.0%	1.0%	1.1%
% of Patients satisfied with the dentistry they have received	2	2	N/A	92.1%	91.6%	91.4%
% of Patients satisfied with the time they had to wait for an appointment	2	2	N/A	88.2%	87.9%	87.7%

* This is based on patients treated on this contract for their most recent course of treatment. Figures in italics indicate the base number of FP17s or Patient Questionnaire responses are less than 100. N/A is shown where the base number of responses is less than 10 during the period. % is calculated as Quantity/Base number*100

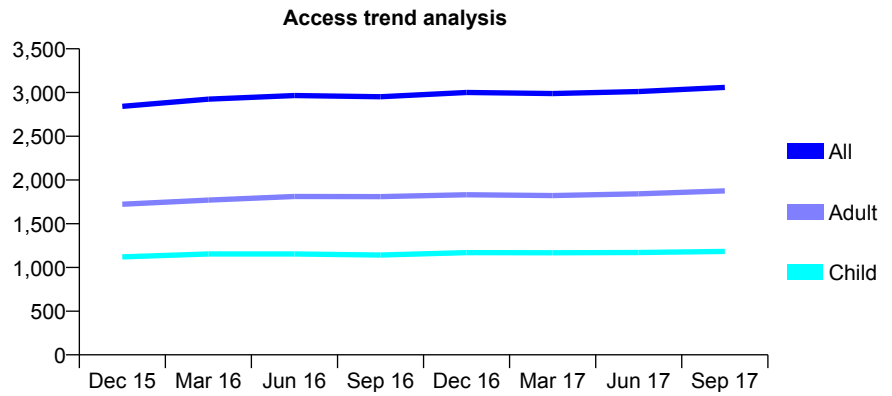
Q64 - Vital Signs At a Glance Contract Report for 755567/0001 - September 2017

Name or company name	MRS S SUTHAGAR
Contract type name	GDS Contract
Purpose of contract	General
Contract start date	20/10/2011
Contract end date	

17/18 Contracted general activity (UDA)	8,000
Carry forward general activity (UDA)	80
17/18 Contracted orthodontic activity (UOA)	0
Carry forward orthodontic activity (UOA)	0
Baseline contract value	£215,599.16

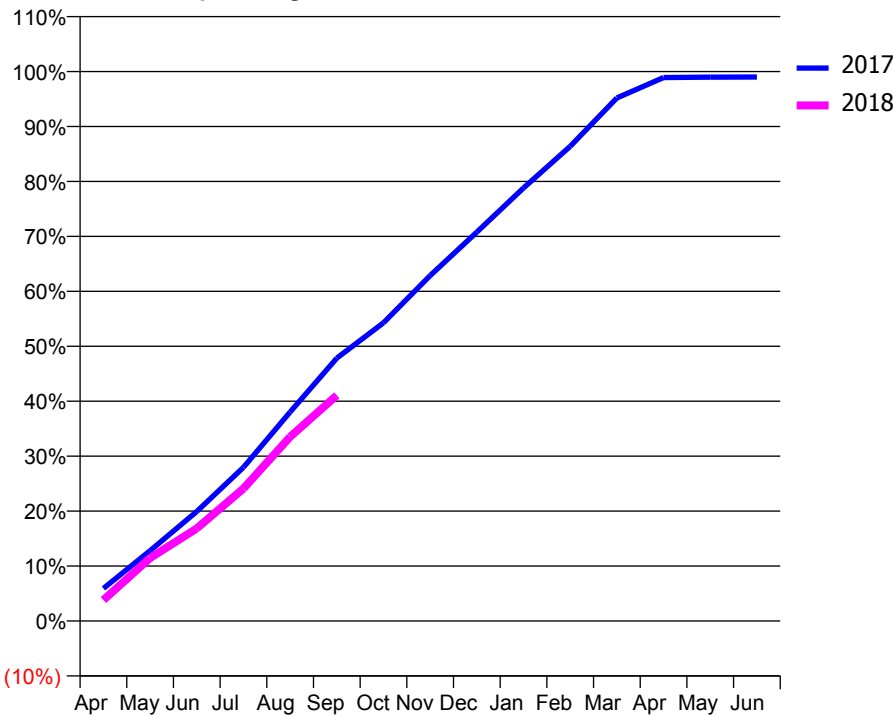
ACCESS*

Patients seen in 24 months	Total	Change since previous quarter
Quarter ending September 2016	2,951	
Quarter ending December 2016	3,000	→
Quarter ending March 2017	2,989	→
Quarter ending June 2017	3,011	→
Quarter ending September 2017	3,058	→
Variance since September 2016	3.6%	↑



ACTIVITY

Cumulative percentage of contracted UDA delivered 2017 & 2018



Month	Adjusted Scheduled Activity (UDA)	
	2017	2018
April	475	307
May	1,025	918
June	1,595	1,348
July	2,238	1,928
August	3,043	2,682
September	3,827	3,286
October	4,341	
November	5,029	
December	5,662	
January	6,304	
February	6,910	
March	7,614	
April	7,912	
May	7,917	
June	7,920	

QUALITY

	Quantity	Base Number	Contract	AT	Region	England
% of FP17s for the same patient ID Re-attending within 3 months - Children	68	954	7.1%	9.1%	11.4%	11.9%
% of FP17s for the same patient ID Re-attending within 3 months - Adults	157	1,301	12.1%	13.4%	15.7%	15.9%
% of FP17s for the same patient ID Re-attending between 3 & 9 months - Children	601	954	63.0%	61.7%	60.6%	58.1%
% of FP17s for the same patient ID Re-attending between 3 & 9 months - Adults	712	1,301	54.7%	52.3%	52.0%	50.6%
% of FP17s for Band 1 Urgent Courses	75	1,826	4.1%	8.1%	9.6%	9.1%
% of FP17s Relating to Free Repair or Replacements	8	1,826	0.4%	0.7%	0.7%	0.8%
% of FP17s Relating to Continuations	2	1,826	0.1%	1.0%	1.0%	1.1%
% of Patients satisfied with the dentistry they have received	5	6	N/A	92.1%	91.6%	91.4%
% of Patients satisfied with the time they had to wait for an appointment	6	6	N/A	88.2%	87.9%	87.7%

* This is based on patients treated on this contract for their most recent course of treatment. Figures in italics indicate the base number of FP17s or Patient Questionnaire responses are less than 100. N/A is shown where the base number of responses is less than 10 during the period. % is calculated as Quantity/Base number*100

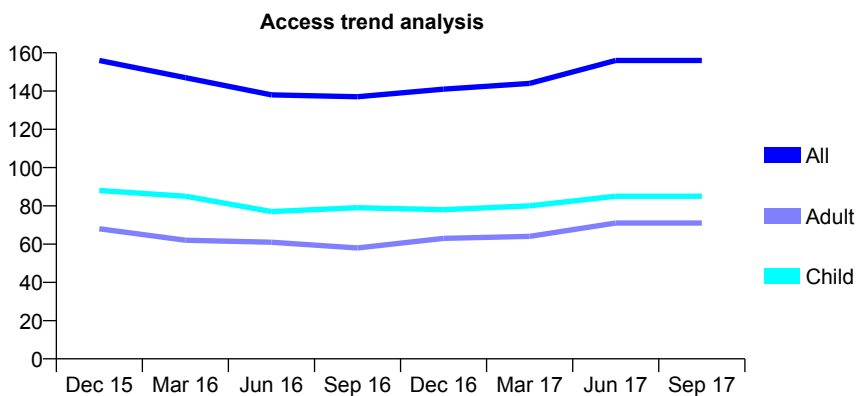
Q64 - Vital Signs At a Glance Contract Report for 760811/0001 - September 2017

Name or company name	MR GC MULLER
Contract type name	GDS Contract
Purpose of contract	General
Contract start date	01/02/2011
Contract end date	

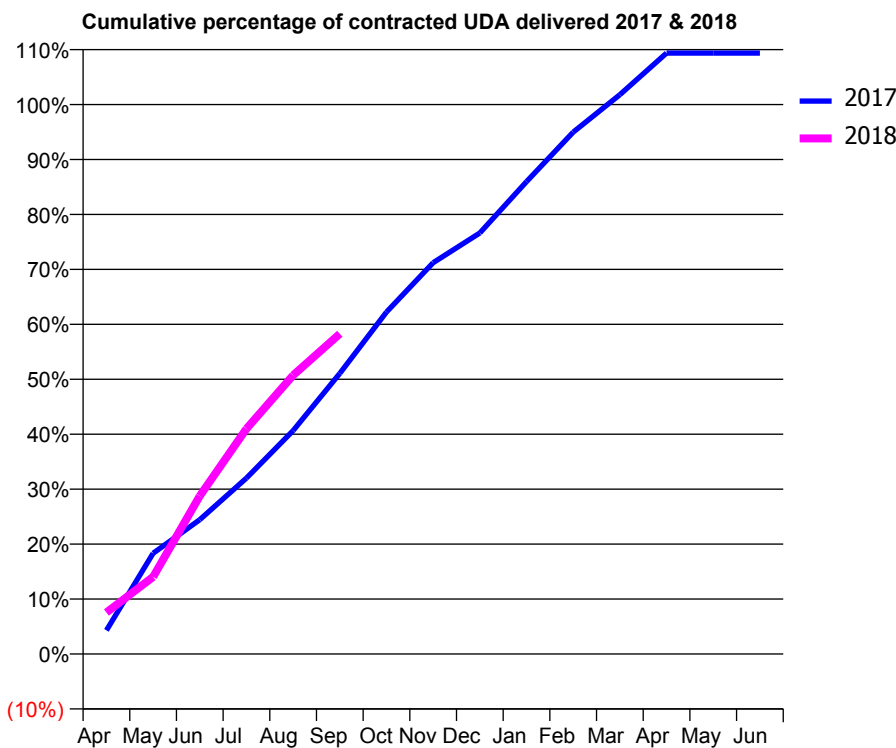
17/18 Contracted general activity (UDA)	278
Carry forward general activity (UDA)	-6
17/18 Contracted orthodontic activity (UOA)	0
Carry forward orthodontic activity (UOA)	0
Baseline contract value	£6,784.15

ACCESS*

Patients seen in 24 months	Total	Change since previous quarter
Quarter ending September 2016	137	
Quarter ending December 2016	141	↑
Quarter ending March 2017	144	↑
Quarter ending June 2017	156	↑
Quarter ending September 2017	156	→
Variance since September 2016	13.9%	↑



ACTIVITY



Month	Adjusted Scheduled Activity (UDA)	
	2017	2018
April	12	21
May	51	39
June	68	80
July	89	114
August	113	141
September	142	162
October	173	
November	198	
December	213	
January	239	
February	264	
March	283	
April	304	
May	304	
June	304	

QUALITY

	Quantity	Base Number	Contract	AT	Region	England
% of FP17s for the same patient ID Re-attending within 3 months - Children	1	73	1.4%	9.1%	11.4%	11.9%
% of FP17s for the same patient ID Re-attending within 3 months - Adults	8	59	13.6%	13.4%	15.7%	15.9%
% of FP17s for the same patient ID Re-attending between 3 & 9 months - Children	38	73	52.1%	61.7%	60.6%	58.1%
% of FP17s for the same patient ID Re-attending between 3 & 9 months - Adults	35	59	59.3%	52.3%	52.0%	50.6%
% of FP17s for Band 1 Urgent Courses	0	117	0.0%	8.1%	9.6%	9.1%
% of FP17s Relating to Free Repair or Replacements	0	117	0.0%	0.7%	0.7%	0.8%
% of FP17s Relating to Continuations	0	117	0.0%	1.0%	1.0%	1.1%
% of Patients satisfied with the dentistry they have received	0	0	N/A	92.1%	91.6%	91.4%
% of Patients satisfied with the time they had to wait for an appointment	0	0	N/A	88.2%	87.9%	87.7%

* This is based on patients treated on this contract for their most recent course of treatment. Figures in italics indicate the base number of FP17s or Patient Questionnaire responses are less than 100. N/A is shown where the base number of responses is less than 10 during the period. % is calculated as Quantity/Base number*100

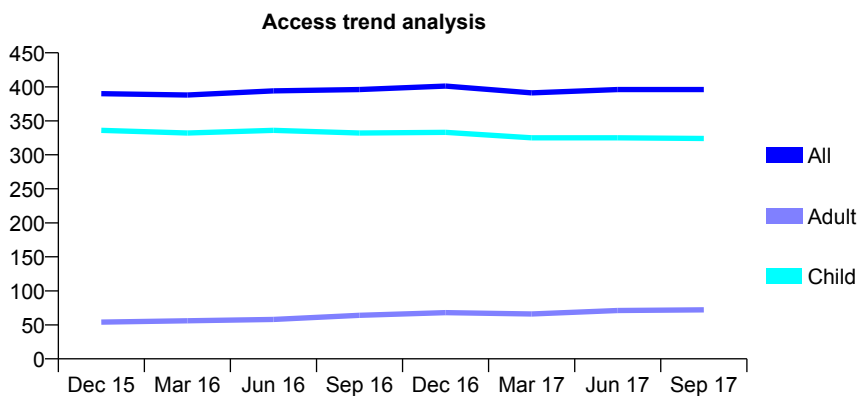
Q64 - Vital Signs At a Glance Contract Report for 761095/0001 - September 2017

Name or company name	MR PJ TOWNES
Contract type name	GDS Contract
Purpose of contract	General
Contract start date	01/04/2006
Contract end date	

17/18 Contracted general activity (UDA)	1,000
Carry forward general activity (UDA)	32
17/18 Contracted orthodontic activity (UOA)	0
Carry forward orthodontic activity (UOA)	0
Baseline contract value	£21,971.49

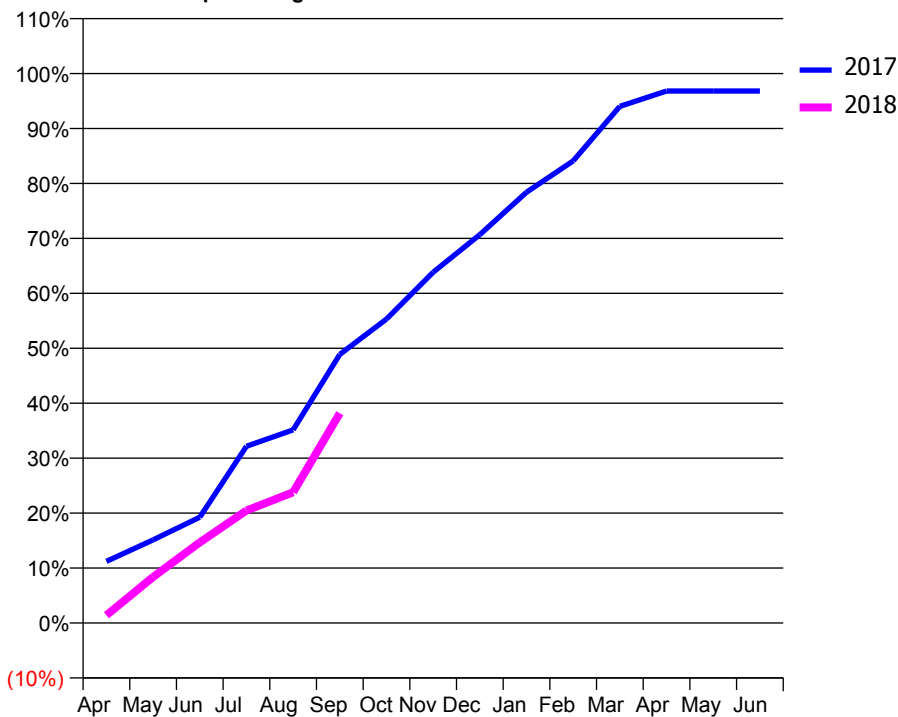
ACCESS*

Patients seen in 24 months	Total	Change since previous quarter
Quarter ending September 2016	396	
Quarter ending December 2016	401	→
Quarter ending March 2017	391	↓
Quarter ending June 2017	396	→
Quarter ending September 2017	396	→
Variance since September 2016	0.0%	→



ACTIVITY

Cumulative percentage of contracted UDA delivered 2017 & 2018



Month	Adjusted Scheduled Activity (UDA)	
	2017	2018
April	112	14
May	151	84
June	193	147
July	322	205
August	352	238
September	489	382
October	553	
November	638	
December	707	
January	784	
February	841	
March	940	
April	968	
May	968	
June	968	

QUALITY

	Quantity	Base Number	Contract	AT	Region	England
% of FP17s for the same patient ID Re-attending within 3 months - Children	16	315	5.1%	9.1%	11.4%	11.9%
% of FP17s for the same patient ID Re-attending within 3 months - Adults	1	20	5.0%	13.4%	15.7%	15.9%
% of FP17s for the same patient ID Re-attending between 3 & 9 months - Children	246	315	78.1%	61.7%	60.6%	58.1%
% of FP17s for the same patient ID Re-attending between 3 & 9 months - Adults	18	20	90.0%	52.3%	52.0%	50.6%
% of FP17s for Band 1 Urgent Courses	9	311	2.9%	8.1%	9.6%	9.1%
% of FP17s Relating to Free Repair or Replacements	0	311	0.0%	0.7%	0.7%	0.8%
% of FP17s Relating to Continuations	0	311	0.0%	1.0%	1.0%	1.1%
% of Patients satisfied with the dentistry they have received	1	1	N/A	92.1%	91.6%	91.4%
% of Patients satisfied with the time they had to wait for an appointment	1	1	N/A	88.2%	87.9%	87.7%

* This is based on patients treated on this contract for their most recent course of treatment. Figures in italics indicate the base number of FP17s or Patient Questionnaire responses are less than 100. N/A is shown where the base number of responses is less than 10 during the period. % is calculated as Quantity/Base number*100

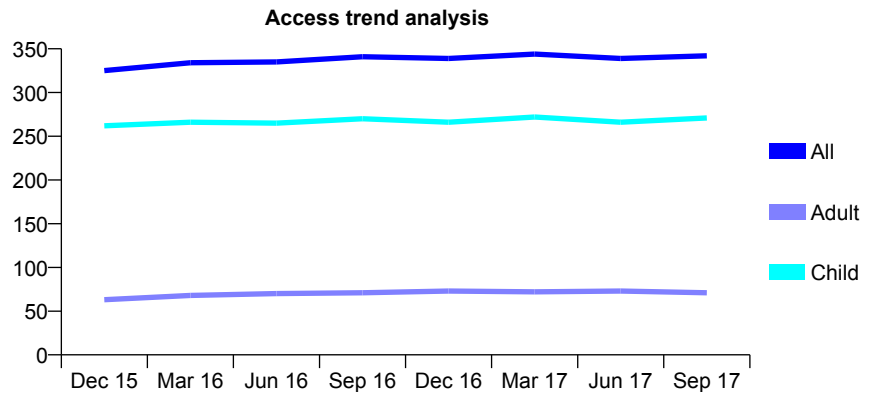
Q64 - Vital Signs At a Glance Contract Report for 787639/0001 - September 2017

Name or company name	MR CF DA ROCHA O'NEILL
Contract type name	GDS Contract
Purpose of contract	General
Contract start date	01/04/2008
Contract end date	

17/18 Contracted general activity (UDA)	850
Carry forward general activity (UDA)	0
17/18 Contracted orthodontic activity (UOA)	0
Carry forward orthodontic activity (UOA)	0
Baseline contract value	£18,153.89

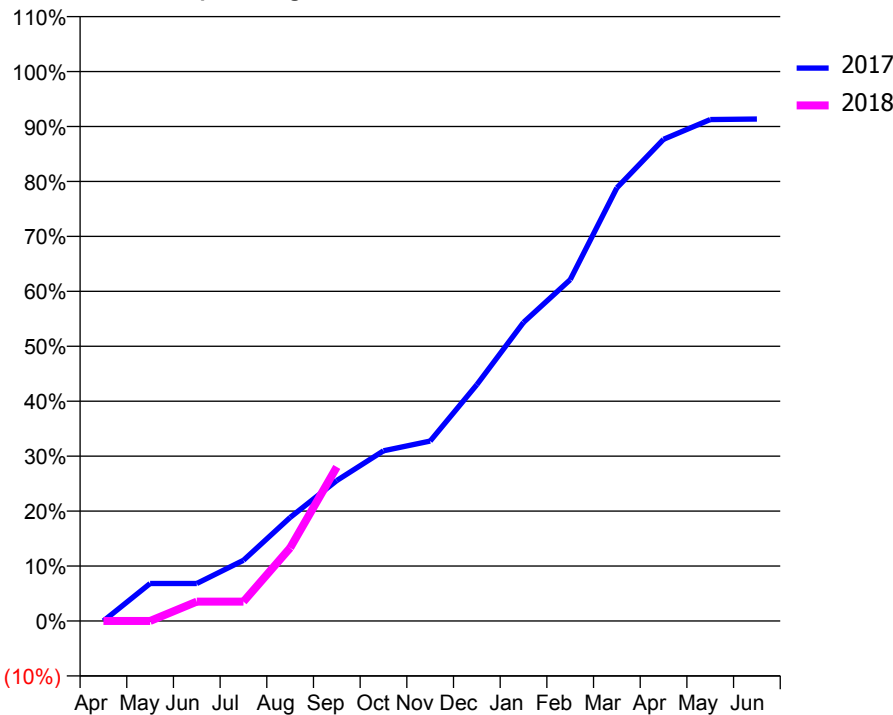
ACCESS*

Patients seen in 24 months	Total	Change since previous quarter
Quarter ending September 2016	341	
Quarter ending December 2016	339	→
Quarter ending March 2017	344	→
Quarter ending June 2017	339	↓
Quarter ending September 2017	342	→
Variance since September 2016	0.3%	→



ACTIVITY

Cumulative percentage of contracted UDA delivered 2017 & 2018



Month	Adjusted Scheduled Activity (UDA)	
	2017	2018
April	0	0
May	58	0
June	58	30
July	94	30
August	160	113
September	217	238
October	263	
November	278	
December	366	
January	462	
February	528	
March	670	
April	745	
May	776	
June	777	

QUALITY

	Quantity	Base Number	Contract	AT	Region	England
% of FP17s for the same patient ID Re-attending within 3 months - Children	10	176	5.7%	9.1%	11.4%	11.9%
% of FP17s for the same patient ID Re-attending within 3 months - Adults	2	22	9.1%	13.4%	15.7%	15.9%
% of FP17s for the same patient ID Re-attending between 3 & 9 months - Children	98	176	55.7%	61.7%	60.6%	58.1%
% of FP17s for the same patient ID Re-attending between 3 & 9 months - Adults	15	22	68.2%	52.3%	52.0%	50.6%
% of FP17s for Band 1 Urgent Courses	2	146	1.4%	8.1%	9.6%	9.1%
% of FP17s Relating to Free Repair or Replacements	0	146	0.0%	0.7%	0.7%	0.8%
% of FP17s Relating to Continuations	0	146	0.0%	1.0%	1.0%	1.1%
% of Patients satisfied with the dentistry they have received	0	0	N/A	92.1%	91.6%	91.4%
% of Patients satisfied with the time they had to wait for an appointment	0	0	N/A	88.2%	87.9%	87.7%

* This is based on patients treated on this contract for their most recent course of treatment. Figures in italics indicate the base number of FP17s or Patient Questionnaire responses are less than 100. N/A is shown where the base number of responses is less than 10 during the period. % is calculated as Quantity/Base number*100

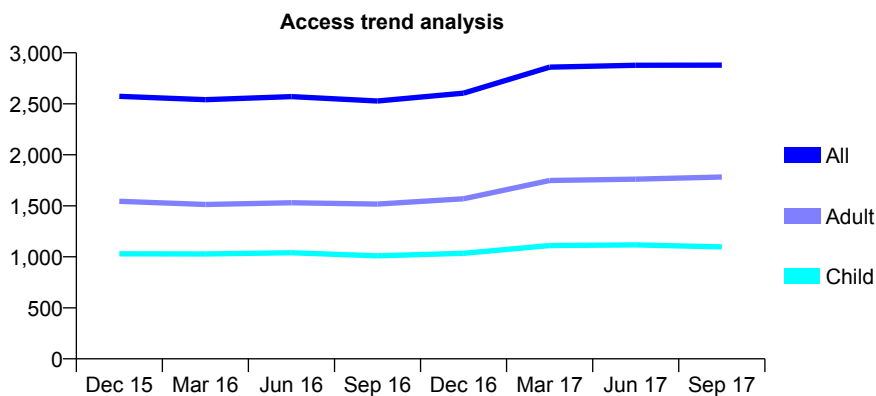
Q64 - Vital Signs At a Glance Contract Report for 802085/0001 - September 2017

Name or company name	Savernake Dental Partners
Contract type name	GDS Contract
Purpose of contract	General
Contract start date	01/04/2006
Contract end date	

17/18 Contracted general activity (UDA)	6,362
Carry forward general activity (UDA)	-127
17/18 Contracted orthodontic activity (UOA)	0
Carry forward orthodontic activity (UOA)	0
Baseline contract value	£141,670.17

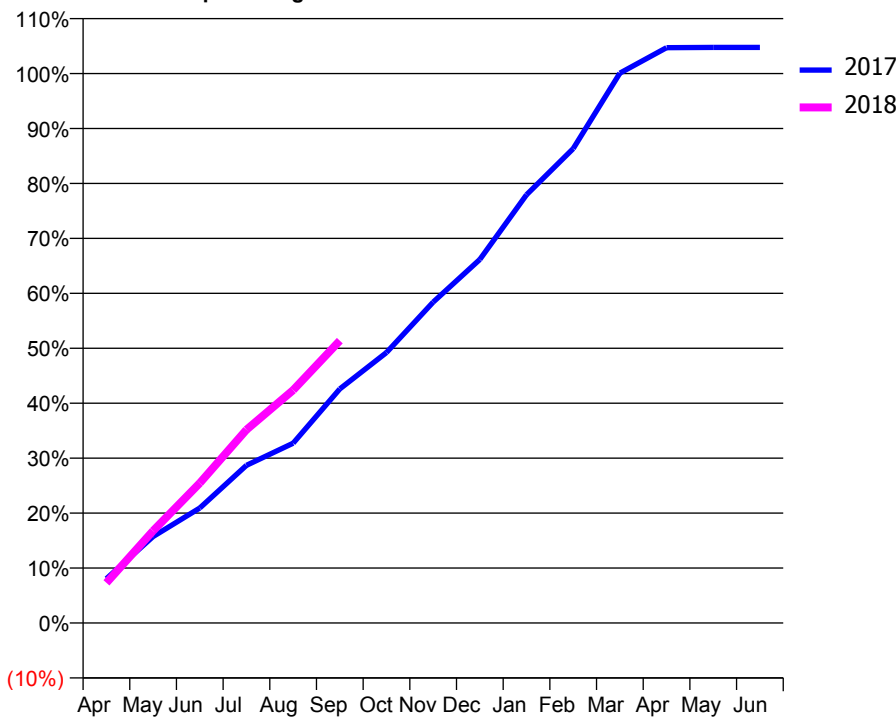
ACCESS*

Patients seen in 24 months	Total	Change since previous quarter
Quarter ending September 2016	2,527	
Quarter ending December 2016	2,604	↑
Quarter ending March 2017	2,859	↑
Quarter ending June 2017	2,878	→
Quarter ending September 2017	2,879	→
Variance since September 2016	13.9%	↑



ACTIVITY

Cumulative percentage of contracted UDA delivered 2017 & 2018



Adjusted Scheduled Activity (UDA)

Month	2017	2018
April	513	465
May	1,001	1,068
June	1,332	1,621
July	1,826	2,239
August	2,082	2,696
September	2,710	3,269
October	3,132	
November	3,715	
December	4,209	
January	4,958	
February	5,493	
March	6,366	
April	6,661	
May	6,663	
June	6,663	

QUALITY

	Quantity	Base Number	Contract	AT	Region	England
% of FP17s for the same patient ID Re-attending within 3 months - Children	44	897	4.9%	9.1%	11.4%	11.9%
% of FP17s for the same patient ID Re-attending within 3 months - Adults	149	1,334	11.2%	13.4%	15.7%	15.9%
% of FP17s for the same patient ID Re-attending between 3 & 9 months - Children	493	897	55.0%	61.7%	60.6%	58.1%
% of FP17s for the same patient ID Re-attending between 3 & 9 months - Adults	594	1,334	44.5%	52.3%	52.0%	50.6%
% of FP17s for Band 1 Urgent Courses	121	1,750	6.9%	8.1%	9.6%	9.1%
% of FP17s Relating to Free Repair or Replacements	0	1,750	0.0%	0.7%	0.7%	0.8%
% of FP17s Relating to Continuations	25	1,750	1.4%	1.0%	1.0%	1.1%
% of Patients satisfied with the dentistry they have received	5	6	N/A	92.1%	91.6%	91.4%
% of Patients satisfied with the time they had to wait for an appointment	5	6	N/A	88.2%	87.9%	87.7%

* This is based on patients treated on this contract for their most recent course of treatment. Figures in italics indicate the base number of FP17s or Patient Questionnaire responses are less than 100. N/A is shown where the base number of responses is less than 10 during the period. % is calculated as Quantity/Base number*100

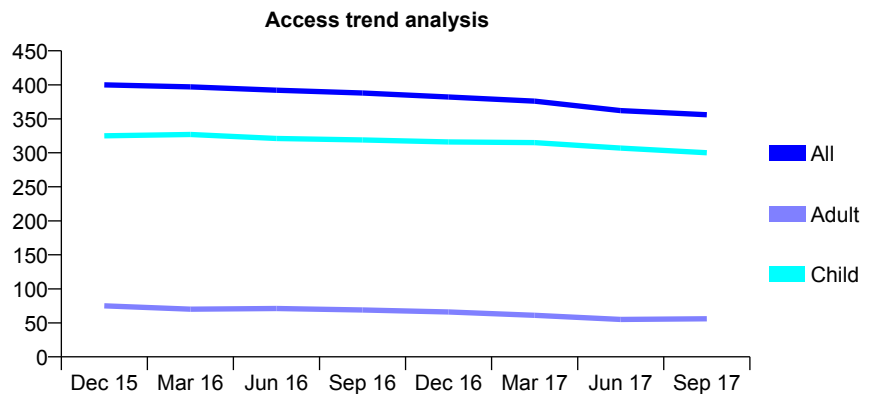
Q64 - Vital Signs At a Glance Contract Report for 811939/0001 - September 2017

Name or company name	MR JN PATON
Contract type name	GDS Contract
Purpose of contract	General
Contract start date	01/04/2006
Contract end date	

17/18 Contracted general activity (UDA)	750
Carry forward general activity (UDA)	-13
17/18 Contracted orthodontic activity (UOA)	0
Carry forward orthodontic activity (UOA)	0
Baseline contract value	£15,361.22

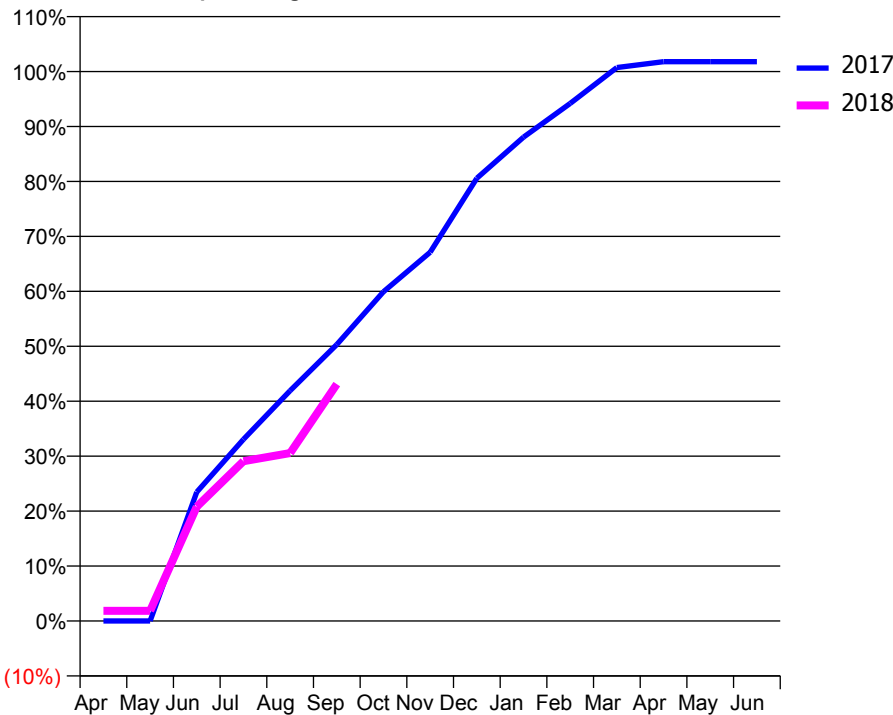
ACCESS*

Patients seen in 24 months	Total	Change since previous quarter
Quarter ending September 2016	388	
Quarter ending December 2016	382	↓
Quarter ending March 2017	376	↓
Quarter ending June 2017	362	↓
Quarter ending September 2017	356	↓
Variance since September 2016	(8.2%)	↓



ACTIVITY

Cumulative percentage of contracted UDA delivered 2017 & 2018



Month	Adjusted Scheduled Activity (UDA)	
	2017	2018
April	0	14
May	0	14
June	176	156
July	248	218
August	314	229
September	377	323
October	449	
November	503	
December	604	
January	660	
February	706	
March	755	
April	763	
May	763	
June	763	

QUALITY

	Quantity	Base Number	Contract	AT	Region	England
% of FP17s for the same patient ID Re-attending within 3 months - Children	6	228	2.6%	9.1%	11.4%	11.9%
% of FP17s for the same patient ID Re-attending within 3 months - Adults	0	15	0.0%	13.4%	15.7%	15.9%
% of FP17s for the same patient ID Re-attending between 3 & 9 months - Children	151	228	66.2%	61.7%	60.6%	58.1%
% of FP17s for the same patient ID Re-attending between 3 & 9 months - Adults	12	15	80.0%	52.3%	52.0%	50.6%
% of FP17s for Band 1 Urgent Courses	2	234	0.9%	8.1%	9.6%	9.1%
% of FP17s Relating to Free Repair or Replacements	0	234	0.0%	0.7%	0.7%	0.8%
% of FP17s Relating to Continuations	0	234	0.0%	1.0%	1.0%	1.1%
% of Patients satisfied with the dentistry they have received	0	0	N/A	92.1%	91.6%	91.4%
% of Patients satisfied with the time they had to wait for an appointment	0	0	N/A	88.2%	87.9%	87.7%

* This is based on patients treated on this contract for their most recent course of treatment. Figures in italics indicate the base number of FP17s or Patient Questionnaire responses are less than 100. N/A is shown where the base number of responses is less than 10 during the period. % is calculated as Quantity/Base number*100

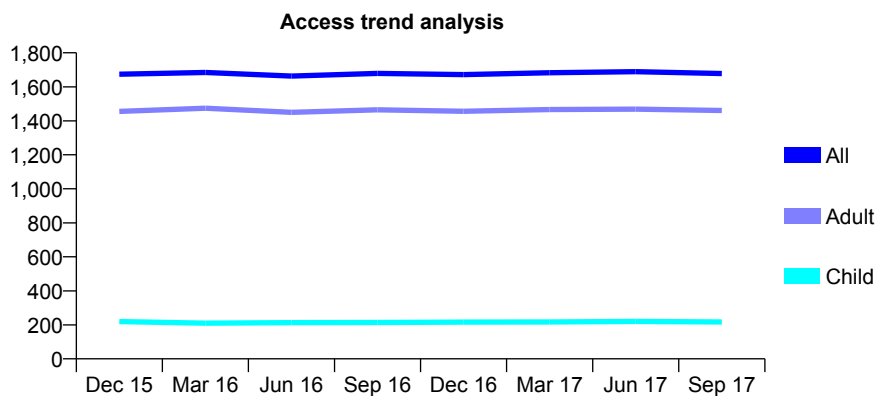
Q64 - Vital Signs At a Glance Contract Report for 814008/0001 - September 2017

Name or company name	MR IM MIDGLEY
Contract type name	GDS Contract
Purpose of contract	General
Contract start date	01/04/2006
Contract end date	

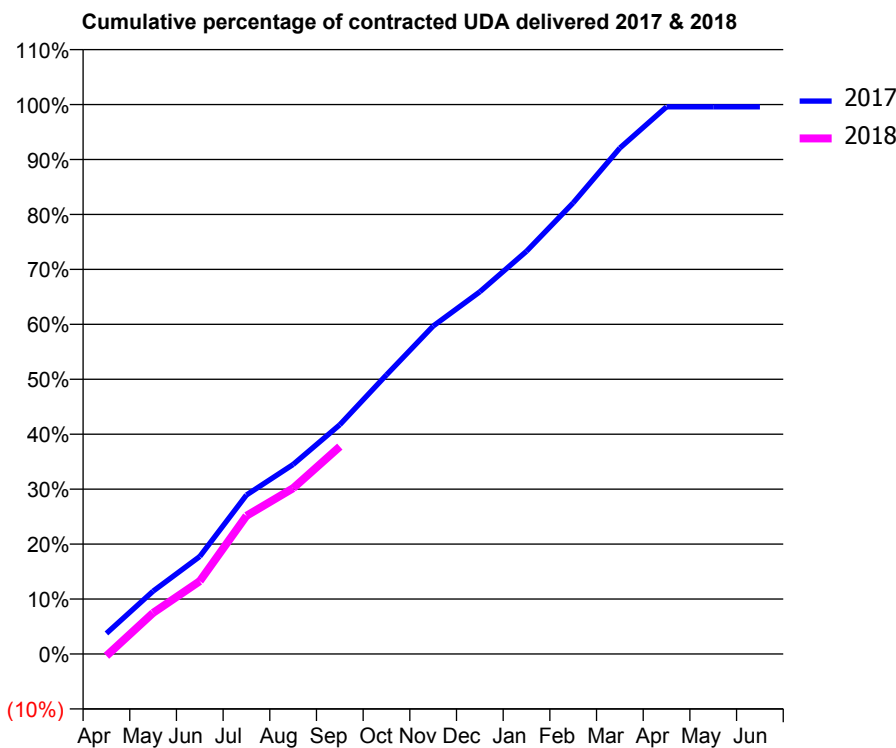
17/18 Contracted general activity (UDA)	7,460
Carry forward general activity (UDA)	31
17/18 Contracted orthodontic activity (UOA)	0
Carry forward orthodontic activity (UOA)	0
Baseline contract value	£188,640.86

ACCESS*

Patients seen in 24 months	Total	Change since previous quarter
Quarter ending September 2016	1,679	
Quarter ending December 2016	1,672	→
Quarter ending March 2017	1,683	→
Quarter ending June 2017	1,689	→
Quarter ending September 2017	1,678	→
Variance since September 2016	(0.1%)	→



ACTIVITY



Month	Adjusted Scheduled Activity (UDA)	
	2017	2018
April	279	-26
May	854	559
June	1,324	990
July	2,159	1,877
August	2,573	2,252
September	3,113	2,816
October	3,789	
November	4,452	
December	4,918	
January	5,467	
February	6,125	
March	6,870	
April	7,429	
May	7,429	
June	7,429	

QUALITY

	Quantity	Base Number	Contract	AT	Region	England
% of FP17s for the same patient ID Re-attending within 3 months - Children	20	197	10.2%	9.1%	11.4%	11.9%
% of FP17s for the same patient ID Re-attending within 3 months - Adults	251	1,275	19.7%	13.4%	15.7%	15.9%
% of FP17s for the same patient ID Re-attending between 3 & 9 months - Children	133	197	67.5%	61.7%	60.6%	58.1%
% of FP17s for the same patient ID Re-attending between 3 & 9 months - Adults	847	1,275	66.4%	52.3%	52.0%	50.6%
% of FP17s for Band 1 Urgent Courses	262	1,248	21.0%	8.1%	9.6%	9.1%
% of FP17s Relating to Free Repair or Replacements	29	1,248	2.3%	0.7%	0.7%	0.8%
% of FP17s Relating to Continuations	29	1,248	2.3%	1.0%	1.0%	1.1%
% of Patients satisfied with the dentistry they have received	8	9	N/A	92.1%	91.6%	91.4%
% of Patients satisfied with the time they had to wait for an appointment	9	9	N/A	88.2%	87.9%	87.7%

* This is based on patients treated on this contract for their most recent course of treatment. Figures in italics indicate the base number of FP17s or Patient Questionnaire responses are less than 100. N/A is shown where the base number of responses is less than 10 during the period. % is calculated as Quantity/Base number*100

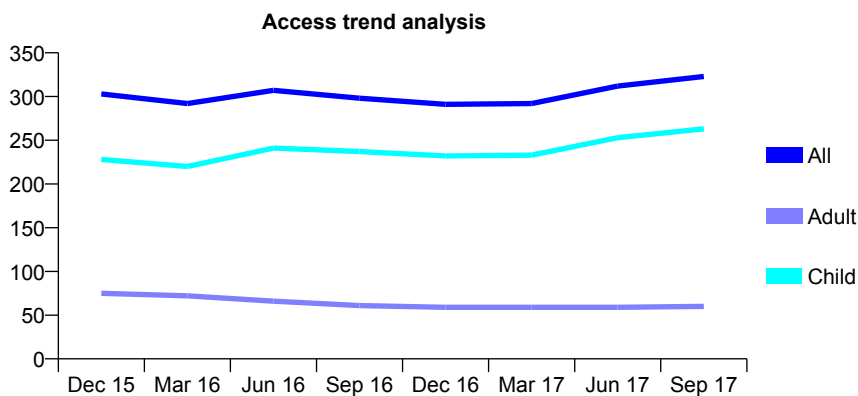
Q64 - Vital Signs At a Glance Contract Report for 820059/0001 - September 2017

Name or company name	MR AJ SMITH
Contract type name	PDS Contract
Purpose of contract	General and Orthodontic
Contract start date	01/04/2006
Contract end date	31/03/2018

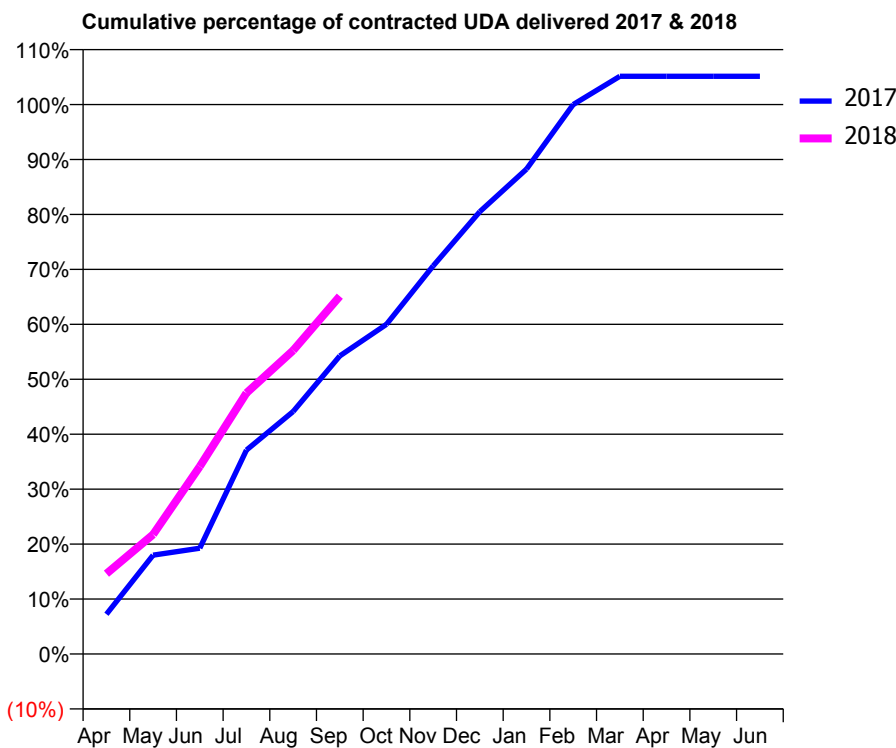
17/18 Contracted general activity (UDA)	800
Carry forward general activity (UDA)	-16
17/18 Contracted orthodontic activity (UOA)	500
Carry forward orthodontic activity (UOA)	0
Baseline contract value	£59,862.75

ACCESS*

Patients seen in 24 months	Total	Change since previous quarter
Quarter ending September 2016	298	
Quarter ending December 2016	291	↓
Quarter ending March 2017	292	→
Quarter ending June 2017	312	↑
Quarter ending September 2017	323	↑
Variance since September 2016	8.4%	↑



ACTIVITY



Month	Adjusted Scheduled Activity (UDA)	
	2017	2018
April	58	117
May	144	174
June	154	273
July	297	380
August	353	442
September	434	521
October	480	
November	565	
December	644	
January	706	
February	800	
March	841	
April	841	
May	841	
June	841	

QUALITY

	Quantity	Base Number	Contract	AT	Region	England
% of FP17s for the same patient ID Re-attending within 3 months - Children	30	232	12.9%	9.1%	11.4%	11.9%
% of FP17s for the same patient ID Re-attending within 3 months - Adults	1	23	4.3%	13.4%	15.7%	15.9%
% of FP17s for the same patient ID Re-attending between 3 & 9 months - Children	60	232	25.9%	61.7%	60.6%	58.1%
% of FP17s for the same patient ID Re-attending between 3 & 9 months - Adults	8	23	34.8%	52.3%	52.0%	50.6%
% of FP17s for Band 1 Urgent Courses	0	225	0.0%	8.1%	9.6%	9.1%
% of FP17s Relating to Free Repair or Replacements	0	225	0.0%	0.7%	0.7%	0.8%
% of FP17s Relating to Continuations	1	225	0.4%	1.0%	1.0%	1.1%
% of Patients satisfied with the dentistry they have received	0	0	N/A	92.1%	91.6%	91.4%
% of Patients satisfied with the time they had to wait for an appointment	0	0	N/A	88.2%	87.9%	87.7%

* This is based on patients treated on this contract for their most recent course of treatment. Figures in italics indicate the base number of FP17s or Patient Questionnaire responses are less than 100. N/A is shown where the base number of responses is less than 10 during the period. % is calculated as Quantity/Base number*100

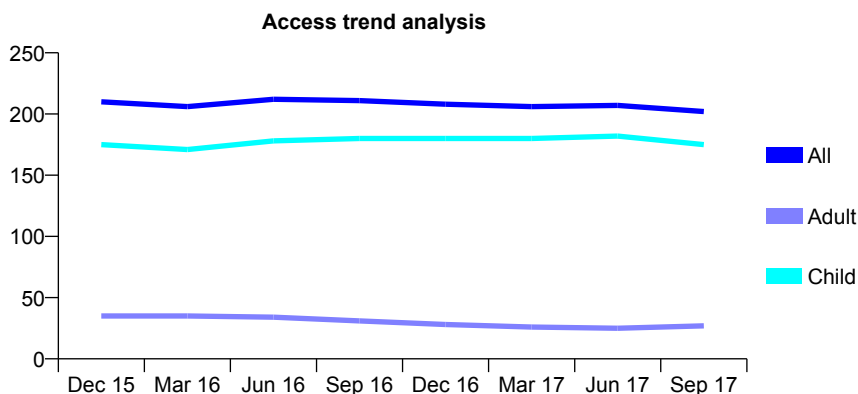
Q64 - Vital Signs At a Glance Contract Report for 820318/0001 - September 2017

Name or company name	MR DS HOLEYMAN
Contract type name	GDS Contract
Purpose of contract	General
Contract start date	01/04/2006
Contract end date	

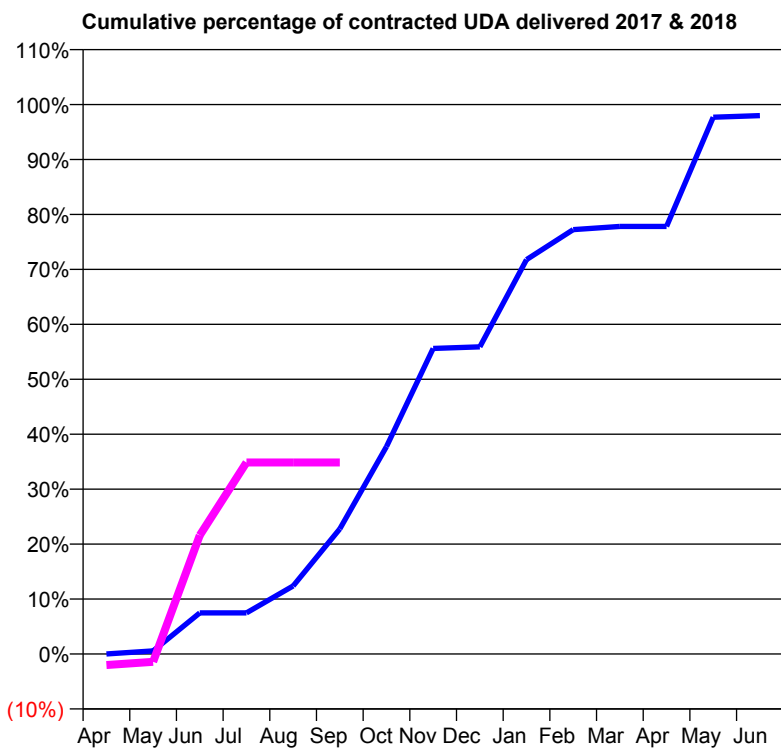
17/18 Contracted general activity (UDA)	347
Carry forward general activity (UDA)	7
17/18 Contracted orthodontic activity (UOA)	0
Carry forward orthodontic activity (UOA)	0
Baseline contract value	£7,872.10

ACCESS*

Patients seen in 24 months	Total	Change since previous quarter
Quarter ending September 2016	211	
Quarter ending December 2016	208	↓
Quarter ending March 2017	206	→
Quarter ending June 2017	207	→
Quarter ending September 2017	202	↓
Variance since September 2016	(4.3%)	↓



ACTIVITY



Month	Adjusted Scheduled Activity (UDA)	
	2017	2018
April	0	-7
May	2	-5
June	26	75
July	26	121
August	43	121
September	79	121
October	131	
November	193	
December	194	
January	249	
February	268	
March	270	
April	270	
May	339	
June	340	

QUALITY

	Quantity	Base Number	Contract	AT	Region	England
% of FP17s for the same patient ID Re-attending within 3 months - Children	3	100	3.0%	9.1%	11.4%	11.9%
% of FP17s for the same patient ID Re-attending within 3 months - Adults	0	7	0.0%	13.4%	15.7%	15.9%
% of FP17s for the same patient ID Re-attending between 3 & 9 months - Children	63	100	63.0%	61.7%	60.6%	58.1%
% of FP17s for the same patient ID Re-attending between 3 & 9 months - Adults	5	7	71.4%	52.3%	52.0%	50.6%
% of FP17s for Band 1 Urgent Courses	0	61	0.0%	8.1%	9.6%	9.1%
% of FP17s Relating to Free Repair or Replacements	0	61	0.0%	0.7%	0.7%	0.8%
% of FP17s Relating to Continuations	0	61	0.0%	1.0%	1.0%	1.1%
% of Patients satisfied with the dentistry they have received	1	1	N/A	92.1%	91.6%	91.4%
% of Patients satisfied with the time they had to wait for an appointment	1	1	N/A	88.2%	87.9%	87.7%

* This is based on patients treated on this contract for their most recent course of treatment. Figures in italics indicate the base number of FP17s or Patient Questionnaire responses are less than 100. N/A is shown where the base number of responses is less than 10 during the period. % is calculated as Quantity/Base number*100

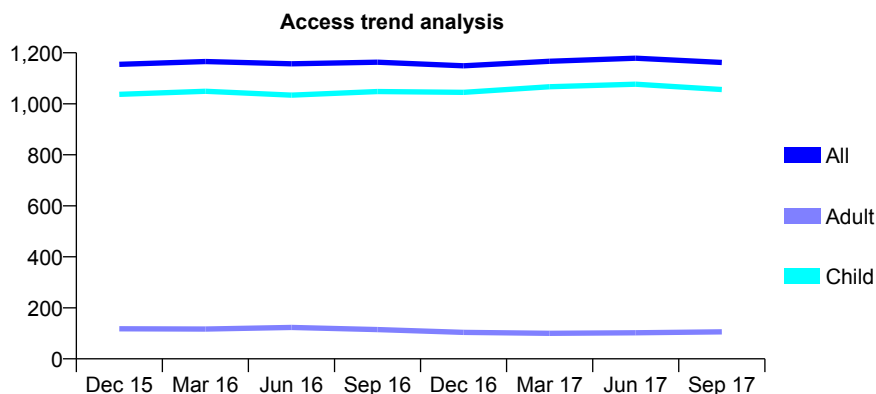
Q64 - Vital Signs At a Glance Contract Report for 820423/0001 - September 2017

Name or company name	MRS SA MCDOWALL
Contract type name	GDS Contract
Purpose of contract	General
Contract start date	01/04/2006
Contract end date	

17/18 Contracted general activity (UDA)	2,630
Carry forward general activity (UDA)	30
17/18 Contracted orthodontic activity (UOA)	0
Carry forward orthodontic activity (UOA)	0
Baseline contract value	£64,444.61

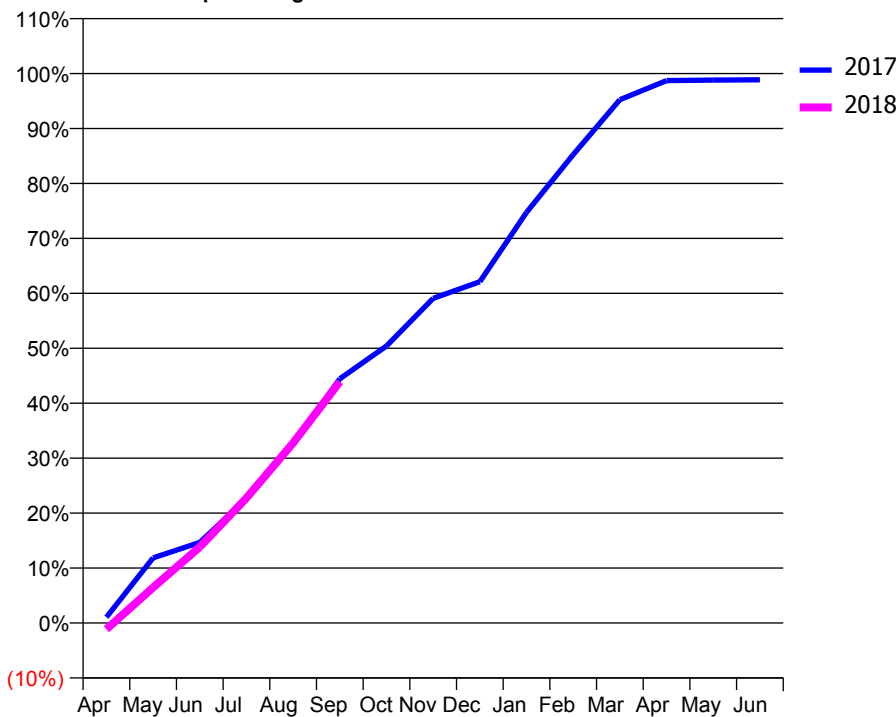
ACCESS*

Patients seen in 24 months	Total	Change since previous quarter
Quarter ending September 2016	1,163	
Quarter ending December 2016	1,149	↓
Quarter ending March 2017	1,167	→
Quarter ending June 2017	1,179	→
Quarter ending September 2017	1,162	↓
Variance since September 2016	(0.1%)	→



ACTIVITY

Cumulative percentage of contracted UDA delivered 2017 & 2018



Adjusted Scheduled Activity (UDA)

Month	2017	2018
April	28	-30
May	312	170
June	386	364
July	595	598
August	858	862
September	1,169	1,155
October	1,326	
November	1,554	
December	1,634	
January	1,966	
February	2,242	
March	2,505	
April	2,596	
May	2,599	
June	2,600	

QUALITY

	Quantity	Base Number	Contract	AT	Region	England
% of FP17s for the same patient ID Re-attending within 3 months - Children	66	905	7.3%	9.1%	11.4%	11.9%
% of FP17s for the same patient ID Re-attending within 3 months - Adults	0	0	N/A	13.4%	15.7%	15.9%
% of FP17s for the same patient ID Re-attending between 3 & 9 months - Children	655	905	72.4%	61.7%	60.6%	58.1%
% of FP17s for the same patient ID Re-attending between 3 & 9 months - Adults	0	0	N/A	52.3%	52.0%	50.6%
% of FP17s for Band 1 Urgent Courses	44	832	5.3%	8.1%	9.6%	9.1%
% of FP17s Relating to Free Repair or Replacements	0	832	0.0%	0.7%	0.7%	0.8%
% of FP17s Relating to Continuations	0	832	0.0%	1.0%	1.0%	1.1%
% of Patients satisfied with the dentistry they have received	9	9	N/A	92.1%	91.6%	91.4%
% of Patients satisfied with the time they had to wait for an appointment	9	9	N/A	88.2%	87.9%	87.7%

* This is based on patients treated on this contract for their most recent course of treatment. Figures in italics indicate the base number of FP17s or Patient Questionnaire responses are less than 100. N/A is shown where the base number of responses is less than 10 during the period. % is calculated as Quantity/Base number*100

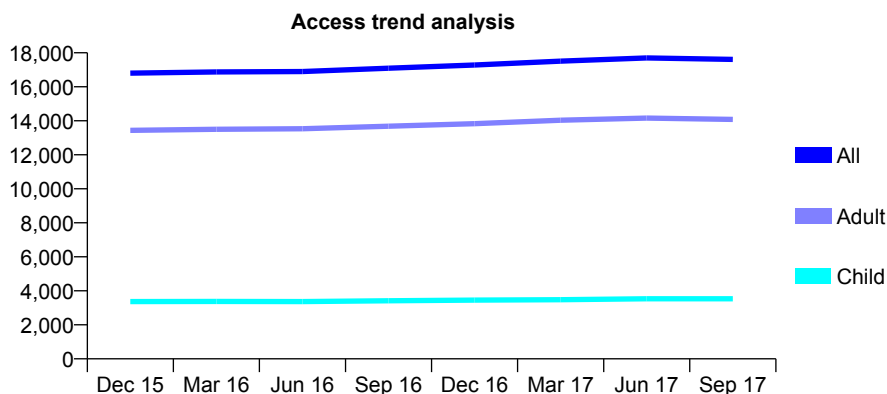
Q64 - Vital Signs At a Glance Contract Report for 826901/0001 - September 2017

Name or company name	MR SJ CLARKE
Contract type name	GDS Contract
Purpose of contract	General
Contract start date	01/04/2006
Contract end date	

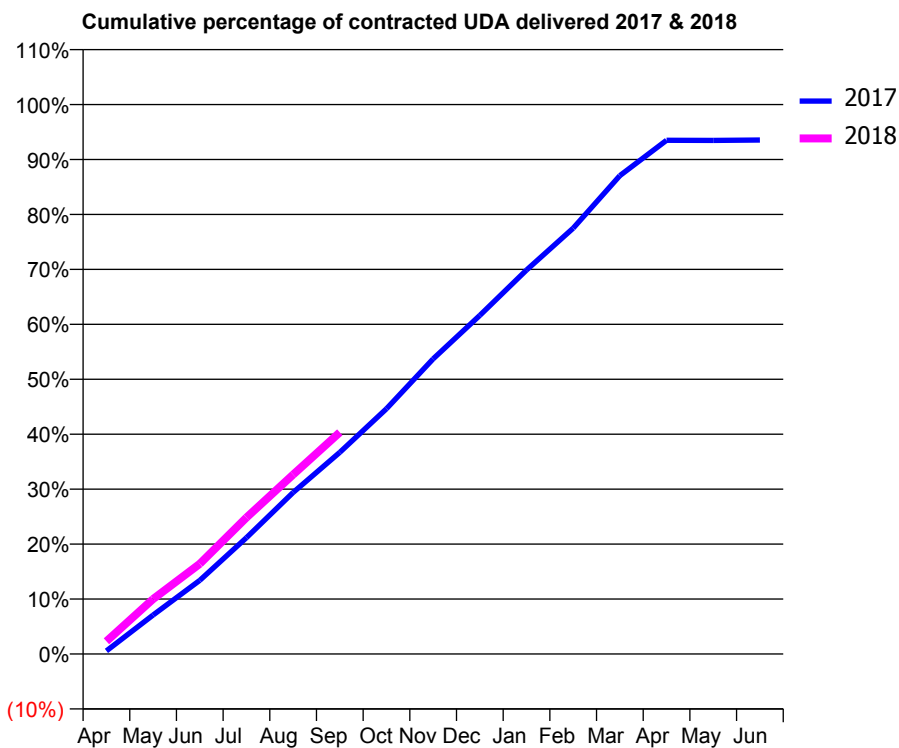
17/18 Contracted general activity (UDA)	52,698
Carry forward general activity (UDA)	0
17/18 Contracted orthodontic activity (UOA)	0
Carry forward orthodontic activity (UOA)	0
Baseline contract value	£1,373,040.31

ACCESS*

Patients seen in 24 months	Total	Change since previous quarter
Quarter ending September 2016	17,092	
Quarter ending December 2016	17,280	→
Quarter ending March 2017	17,510	→
Quarter ending June 2017	17,696	→
Quarter ending September 2017	17,613	→
Variance since September 2016	3.0%	↑



ACTIVITY



Month	Adjusted Scheduled Activity (UDA)	
	2017	2018
April	296	1,226
May	3,739	5,270
June	7,066	8,652
July	11,157	13,094
August	15,498	17,206
September	19,337	21,264
October	23,524	
November	28,313	
December	32,477	
January	36,826	
February	40,835	
March	45,881	
April	49,271	
May	49,258	
June	49,296	

QUALITY

	Quantity	Base Number	Contract	AT	Region	England
% of FP17s for the same patient ID Re-attending within 3 months - Children	355	3,109	11.4%	9.1%	11.4%	11.9%
% of FP17s for the same patient ID Re-attending within 3 months - Adults	1,761	11,429	15.4%	13.4%	15.7%	15.9%
% of FP17s for the same patient ID Re-attending between 3 & 9 months - Children	2,011	3,109	64.7%	61.7%	60.6%	58.1%
% of FP17s for the same patient ID Re-attending between 3 & 9 months - Adults	7,412	11,429	64.9%	52.3%	52.0%	50.6%
% of FP17s for Band 1 Urgent Courses	589	12,091	4.9%	8.1%	9.6%	9.1%
% of FP17s Relating to Free Repair or Replacements	145	12,091	1.2%	0.7%	0.7%	0.8%
% of FP17s Relating to Continuations	192	12,091	1.6%	1.0%	1.0%	1.1%
% of Patients satisfied with the dentistry they have received	56	58	96.6%	92.1%	91.6%	91.4%
% of Patients satisfied with the time they had to wait for an appointment	54	58	93.1%	88.2%	87.9%	87.7%

* This is based on patients treated on this contract for their most recent course of treatment. Figures in italics indicate the base number of FP17s or Patient Questionnaire responses are less than 100. N/A is shown where the base number of responses is less than 10 during the period. % is calculated as Quantity/Base number*100

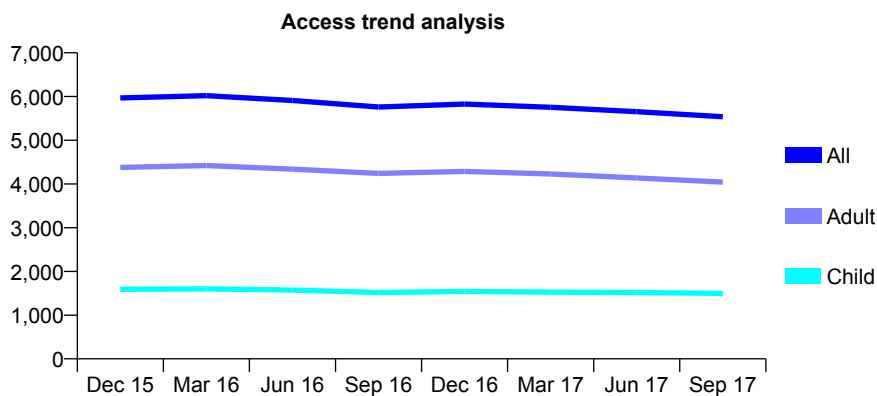
Q64 - Vital Signs At a Glance Contract Report for 829471/0007 - September 2017

Name or company name	MR JS DHARIWAL
Contract type name	GDS Contract
Purpose of contract	General
Contract start date	15/07/2010
Contract end date	

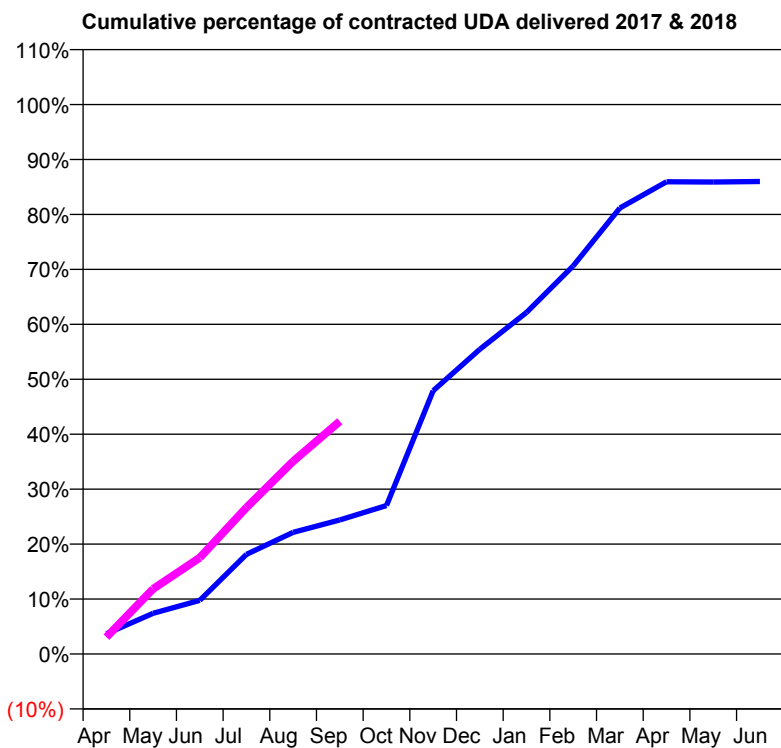
17/18 Contracted general activity (UDA)	15,000
Carry forward general activity (UDA)	0
17/18 Contracted orthodontic activity (UOA)	0
Carry forward orthodontic activity (UOA)	0
Baseline contract value	£354,763.67

ACCESS*

Patients seen in 24 months	Total	Change since previous quarter
Quarter ending September 2016	5,759	
Quarter ending December 2016	5,827	→
Quarter ending March 2017	5,755	↓
Quarter ending June 2017	5,653	↓
Quarter ending September 2017	5,537	↓
Variance since September 2016	(3.9%)	↓



ACTIVITY



Month	Adjusted Scheduled Activity (UDA)	
	2017	2018
April	551	461
May	1,114	1,779
June	1,467	2,630
July	2,720	3,997
August	3,323	5,262
September	3,659	6,355
October	4,052	
November	7,186	
December	8,319	
January	9,324	
February	10,593	
March	12,175	
April	12,891	
May	12,885	
June	12,900	

QUALITY

	Quantity	Base Number	Contract	AT	Region	England
% of FP17s for the same patient ID Re-attending within 3 months - Children	56	908	6.2%	9.1%	11.4%	11.9%
% of FP17s for the same patient ID Re-attending within 3 months - Adults	235	2,271	10.3%	13.4%	15.7%	15.9%
% of FP17s for the same patient ID Re-attending between 3 & 9 months - Children	483	908	53.2%	61.7%	60.6%	58.1%
% of FP17s for the same patient ID Re-attending between 3 & 9 months - Adults	1,063	2,271	46.8%	52.3%	52.0%	50.6%
% of FP17s for Band 1 Urgent Courses	189	2,883	6.6%	8.1%	9.6%	9.1%
% of FP17s Relating to Free Repair or Replacements	27	2,883	0.9%	0.7%	0.7%	0.8%
% of FP17s Relating to Continuations	13	2,883	0.5%	1.0%	1.0%	1.1%
% of Patients satisfied with the dentistry they have received	23	24	95.8%	92.1%	91.6%	91.4%
% of Patients satisfied with the time they had to wait for an appointment	18	24	75.0%	88.2%	87.9%	87.7%

* This is based on patients treated on this contract for their most recent course of treatment. Figures in italics indicate the base number of FP17s or Patient Questionnaire responses are less than 100. N/A is shown where the base number of responses is less than 10 during the period. % is calculated as Quantity/Base number*100

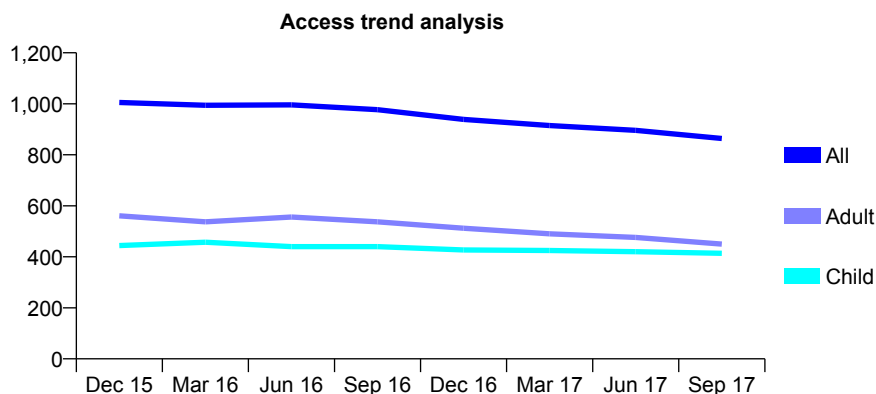
Q64 - Vital Signs At a Glance Contract Report for 831921/0002 - September 2017

Name or company name	MR TS ESAU
Contract type name	GDS Contract
Purpose of contract	General
Contract start date	01/05/2006
Contract end date	

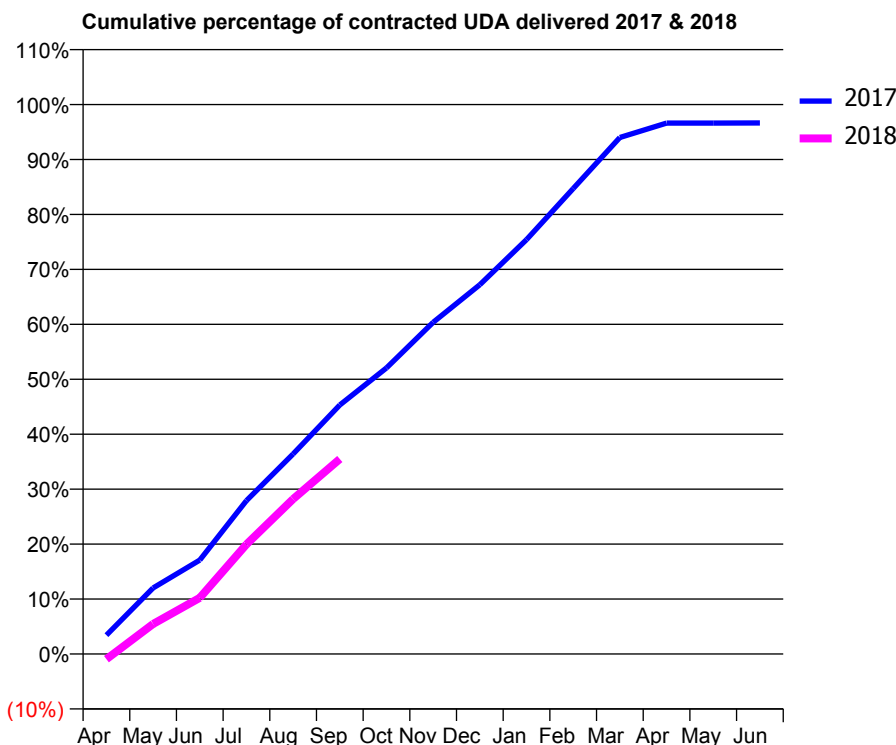
17/18 Contracted general activity (UDA)	4,000
Carry forward general activity (UDA)	141
17/18 Contracted orthodontic activity (UOA)	0
Carry forward orthodontic activity (UOA)	0
Baseline contract value	£98,927.46

ACCESS*

Patients seen in 24 months	Total	Change since previous quarter
Quarter ending September 2016	977	
Quarter ending December 2016	939	↓
Quarter ending March 2017	915	↓
Quarter ending June 2017	896	↓
Quarter ending September 2017	864	↓
Variance since September 2016	(11.6%)	↓



ACTIVITY



Month	Adjusted Scheduled Activity (UDA)	
	2017	2018
April	144	-38
May	505	219
June	718	409
July	1,173	798
August	1,530	1,128
September	1,903	1,420
October	2,187	
November	2,535	
December	2,823	
January	3,167	
February	3,558	
March	3,948	
April	4,058	
May	4,058	
June	4,059	

QUALITY

	Quantity	Base Number	Contract	AT	Region	England
% of FP17s for the same patient ID Re-attending within 3 months - Children	76	447	17.0%	9.1%	11.4%	11.9%
% of FP17s for the same patient ID Re-attending within 3 months - Adults	54	275	19.6%	13.4%	15.7%	15.9%
% of FP17s for the same patient ID Re-attending between 3 & 9 months - Children	317	447	70.9%	61.7%	60.6%	58.1%
% of FP17s for the same patient ID Re-attending between 3 & 9 months - Adults	163	275	59.3%	52.3%	52.0%	50.6%
% of FP17s for Band 1 Urgent Courses	34	659	5.2%	8.1%	9.6%	9.1%
% of FP17s Relating to Free Repair or Replacements	0	659	0.0%	0.7%	0.7%	0.8%
% of FP17s Relating to Continuations	6	659	0.9%	1.0%	1.0%	1.1%
% of Patients satisfied with the dentistry they have received	4	4	N/A	92.1%	91.6%	91.4%
% of Patients satisfied with the time they had to wait for an appointment	4	4	N/A	88.2%	87.9%	87.7%

* This is based on patients treated on this contract for their most recent course of treatment. Figures in italics indicate the base number of FP17s or Patient Questionnaire responses are less than 100. N/A is shown where the base number of responses is less than 10 during the period. % is calculated as Quantity/Base number*100

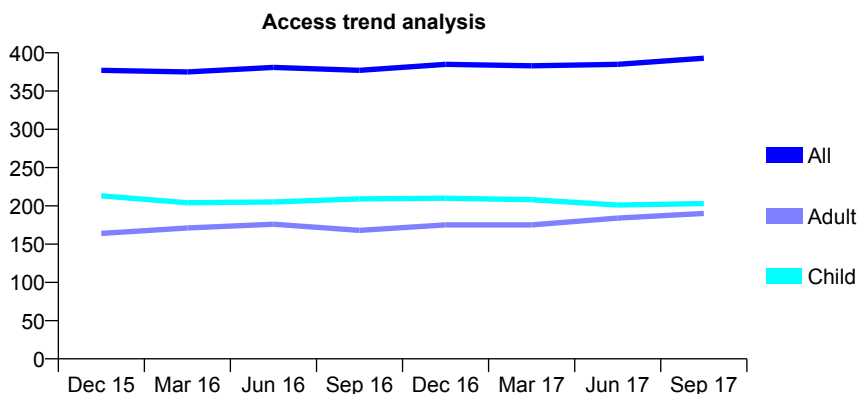
Q64 - Vital Signs At a Glance Contract Report for 833282/0001 - September 2017

Name or company name	MR GP HOOD
Contract type name	GDS Contract
Purpose of contract	General
Contract start date	01/04/2006
Contract end date	

17/18 Contracted general activity (UDA)	806
Carry forward general activity (UDA)	-16
17/18 Contracted orthodontic activity (UOA)	0
Carry forward orthodontic activity (UOA)	0
Baseline contract value	£18,035.05

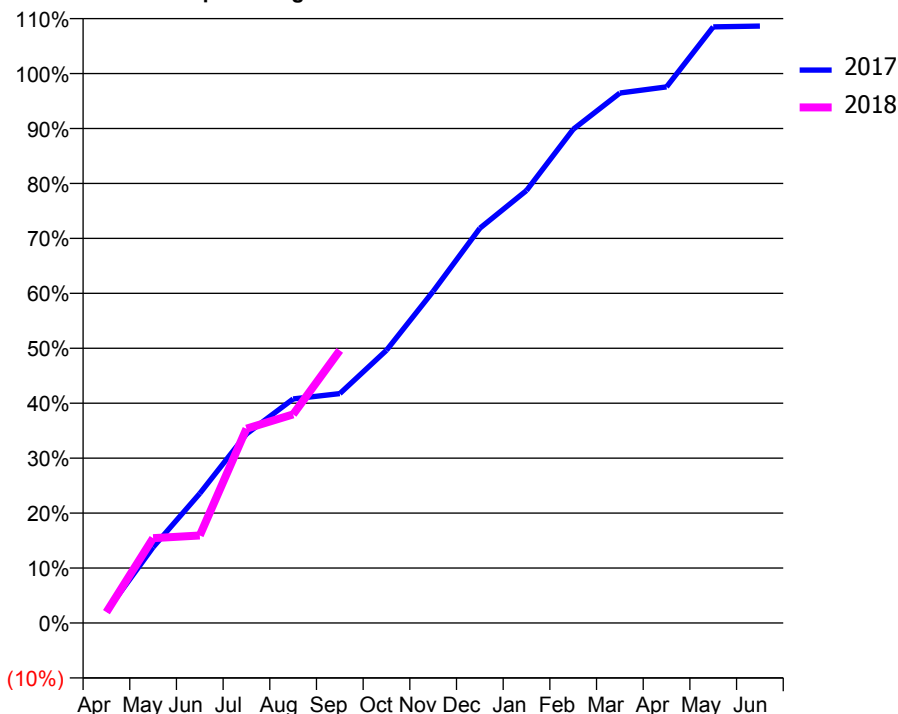
ACCESS*

Patients seen in 24 months	Total	Change since previous quarter
Quarter ending September 2016	377	
Quarter ending December 2016	385	↑
Quarter ending March 2017	383	→
Quarter ending June 2017	385	→
Quarter ending September 2017	393	↑
Variance since September 2016	4.2%	↑



ACTIVITY

Cumulative percentage of contracted UDA delivered 2017 & 2018



Adjusted Scheduled Activity (UDA)

Month	2017	2018
April	17	16
May	111	124
June	190	128
July	277	285
August	329	306
September	337	400
October	400	
November	487	
December	579	
January	634	
February	724	
March	777	
April	786	
May	874	
June	876	

QUALITY

	Quantity	Base Number	Contract	AT	Region	England
% of FP17s for the same patient ID Re-attending within 3 months - Children	5	171	2.9%	9.1%	11.4%	11.9%
% of FP17s for the same patient ID Re-attending within 3 months - Adults	5	86	5.8%	13.4%	15.7%	15.9%
% of FP17s for the same patient ID Re-attending between 3 & 9 months - Children	101	171	59.1%	61.7%	60.6%	58.1%
% of FP17s for the same patient ID Re-attending between 3 & 9 months - Adults	41	86	47.7%	52.3%	52.0%	50.6%
% of FP17s for Band 1 Urgent Courses	9	204	4.4%	8.1%	9.6%	9.1%
% of FP17s Relating to Free Repair or Replacements	0	204	0.0%	0.7%	0.7%	0.8%
% of FP17s Relating to Continuations	0	204	0.0%	1.0%	1.0%	1.1%
% of Patients satisfied with the dentistry they have received	1	1	N/A	92.1%	91.6%	91.4%
% of Patients satisfied with the time they had to wait for an appointment	1	1	N/A	88.2%	87.9%	87.7%

* This is based on patients treated on this contract for their most recent course of treatment. Figures in italics indicate the base number of FP17s or Patient Questionnaire responses are less than 100. N/A is shown where the base number of responses is less than 10 during the period. % is calculated as Quantity/Base number*100

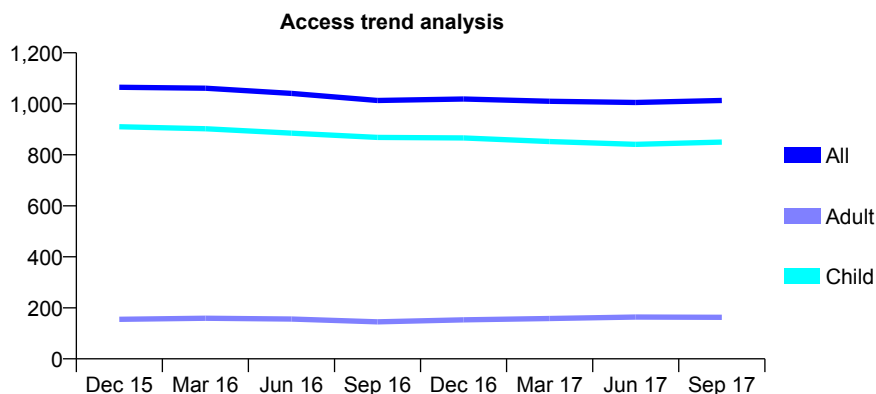
Q64 - Vital Signs At a Glance Contract Report for 839329/0004 - September 2017

Name or company name	MR SJ MCELROY
Contract type name	GDS Contract
Purpose of contract	General
Contract start date	01/04/2006
Contract end date	

17/18 Contracted general activity (UDA)	3,000
Carry forward general activity (UDA)	0
17/18 Contracted orthodontic activity (UOA)	0
Carry forward orthodontic activity (UOA)	0
Baseline contract value	£75,896.76

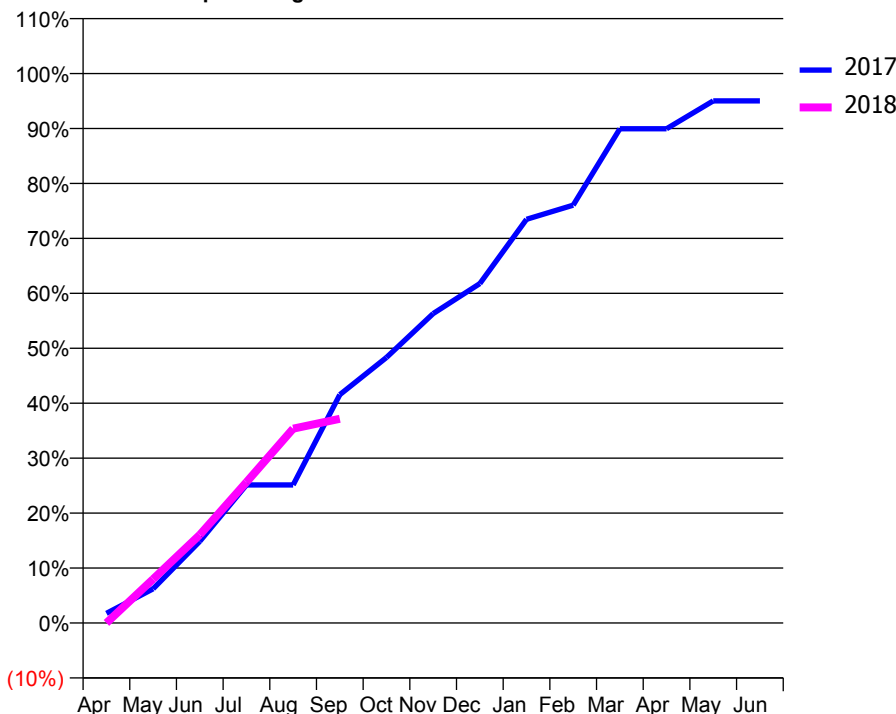
ACCESS*

Patients seen in 24 months	Total	Change since previous quarter
Quarter ending September 2016	1,013	
Quarter ending December 2016	1,019	→
Quarter ending March 2017	1,010	→
Quarter ending June 2017	1,005	→
Quarter ending September 2017	1,013	→
Variance since September 2016	0.0%	→



ACTIVITY

Cumulative percentage of contracted UDA delivered 2017 & 2018



Adjusted Scheduled Activity (UDA)

Month	2017	2018
April	53	0
May	186	240
June	446	481
July	754	769
August	754	1,061
September	1,246	1,115
October	1,450	
November	1,690	
December	1,853	
January	2,204	
February	2,281	
March	2,698	
April	2,698	
May	2,851	
June	2,851	

QUALITY

	Quantity	Base Number	Contract	AT	Region	England
% of FP17s for the same patient ID Re-attending within 3 months - Children	41	621	6.6%	9.1%	11.4%	11.9%
% of FP17s for the same patient ID Re-attending within 3 months - Adults	4	44	9.1%	13.4%	15.7%	15.9%
% of FP17s for the same patient ID Re-attending between 3 & 9 months - Children	433	621	69.7%	61.7%	60.6%	58.1%
% of FP17s for the same patient ID Re-attending between 3 & 9 months - Adults	31	44	70.5%	52.3%	52.0%	50.6%
% of FP17s for Band 1 Urgent Courses	16	600	2.7%	8.1%	9.6%	9.1%
% of FP17s Relating to Free Repair or Replacements	0	600	0.0%	0.7%	0.7%	0.8%
% of FP17s Relating to Continuations	0	600	0.0%	1.0%	1.0%	1.1%
% of Patients satisfied with the dentistry they have received	4	5	N/A	92.1%	91.6%	91.4%
% of Patients satisfied with the time they had to wait for an appointment	4	5	N/A	88.2%	87.9%	87.7%

* This is based on patients treated on this contract for their most recent course of treatment. Figures in italics indicate the base number of FP17s or Patient Questionnaire responses are less than 100. N/A is shown where the base number of responses is less than 10 during the period. % is calculated as Quantity/Base number*100

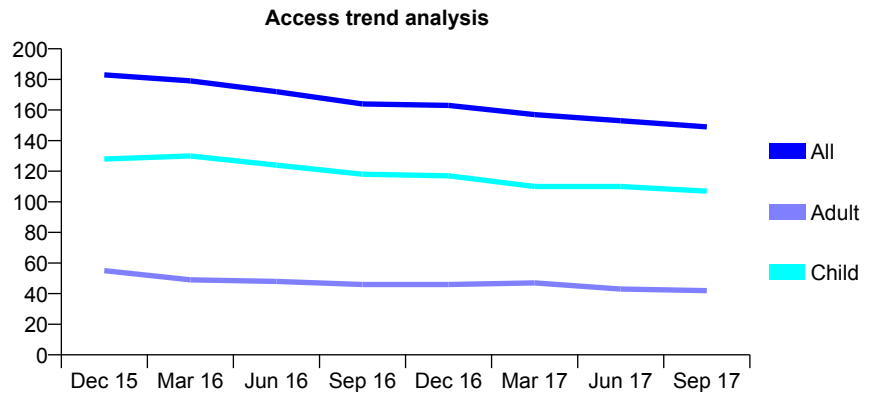
Q64 - Vital Signs At a Glance Contract Report for 841048/0003 - September 2017

Name or company name	MR CG HARDMAN
Contract type name	GDS Contract
Purpose of contract	General
Contract start date	01/04/2009
Contract end date	

17/18 Contracted general activity (UDA)	355
Carry forward general activity (UDA)	0
17/18 Contracted orthodontic activity (UOA)	0
Carry forward orthodontic activity (UOA)	0
Baseline contract value	£8,435.20

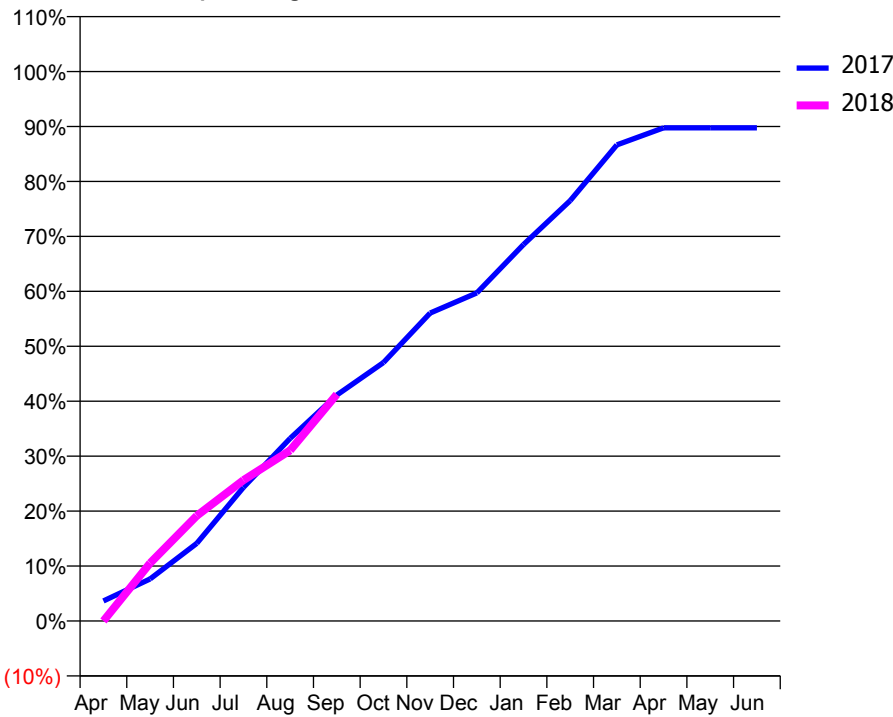
ACCESS*

Patients seen in 24 months	Total	Change since previous quarter
Quarter ending September 2016	164	
Quarter ending December 2016	163	→
Quarter ending March 2017	157	↓
Quarter ending June 2017	153	↓
Quarter ending September 2017	149	↓
Variance since September 2016	(9.1%)	↓



ACTIVITY

Cumulative percentage of contracted UDA delivered 2017 & 2018



Adjusted Scheduled Activity (UDA)		
Month	2017	2018
April	13	0
May	27	37
June	50	68
July	86	91
August	118	110
September	146	146
October	167	
November	199	
December	212	
January	243	
February	272	
March	308	
April	319	
May	319	
June	319	

QUALITY

	Quantity	Base Number	Contract	AT	Region	England
% of FP17s for the same patient ID Re-attending within 3 months - Children	4	96	4.2%	9.1%	11.4%	11.9%
% of FP17s for the same patient ID Re-attending within 3 months - Adults	1	16	6.3%	13.4%	15.7%	15.9%
% of FP17s for the same patient ID Re-attending between 3 & 9 months - Children	62	96	64.6%	61.7%	60.6%	58.1%
% of FP17s for the same patient ID Re-attending between 3 & 9 months - Adults	13	16	81.3%	52.3%	52.0%	50.6%
% of FP17s for Band 1 Urgent Courses	7	103	6.8%	8.1%	9.6%	9.1%
% of FP17s Relating to Free Repair or Replacements	0	103	0.0%	0.7%	0.7%	0.8%
% of FP17s Relating to Continuations	1	103	1.0%	1.0%	1.0%	1.1%
% of Patients satisfied with the dentistry they have received	0	0	N/A	92.1%	91.6%	91.4%
% of Patients satisfied with the time they had to wait for an appointment	0	0	N/A	88.2%	87.9%	87.7%

* This is based on patients treated on this contract for their most recent course of treatment. Figures in italics indicate the base number of FP17s or Patient Questionnaire responses are less than 100. N/A is shown where the base number of responses is less than 10 during the period. % is calculated as Quantity/Base number*100

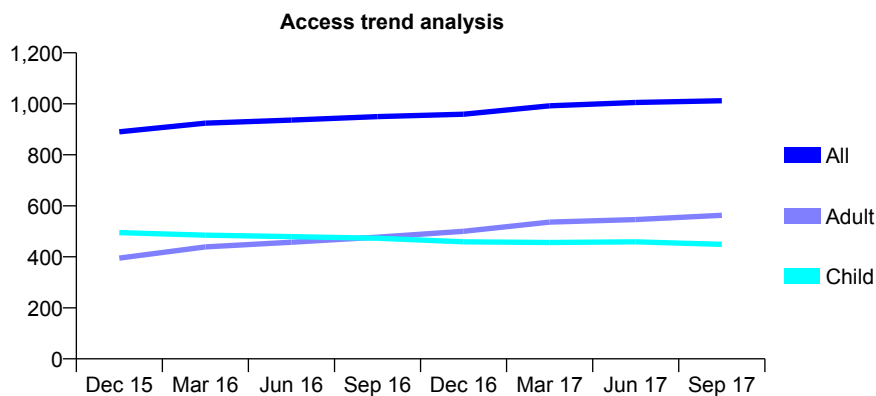
Q64 - Vital Signs At a Glance Contract Report for 842915/0001 - September 2017

Name or company name	MR P DIBA
Contract type name	GDS Contract
Purpose of contract	General
Contract start date	01/04/2006
Contract end date	

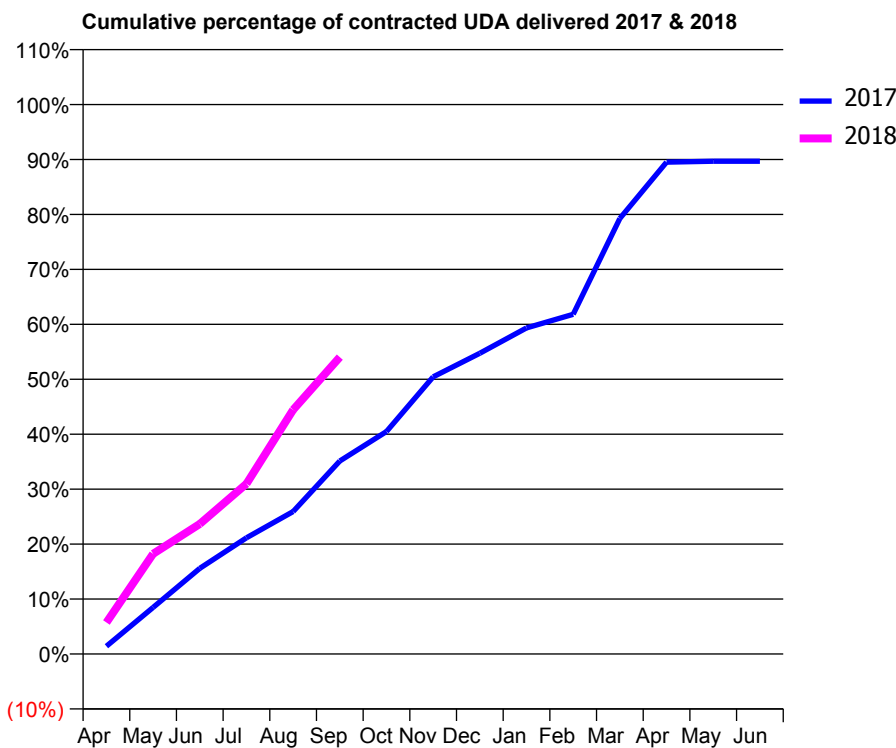
17/18 Contracted general activity (UDA)	3,994
Carry forward general activity (UDA)	0
17/18 Contracted orthodontic activity (UOA)	0
Carry forward orthodontic activity (UOA)	0
Baseline contract value	£98,748.62

ACCESS*

Patients seen in 24 months	Total	Change since previous quarter
Quarter ending September 2016	950	
Quarter ending December 2016	959	→
Quarter ending March 2017	992	↑
Quarter ending June 2017	1,005	→
Quarter ending September 2017	1,012	→
Variance since September 2016	6.5%	↑



ACTIVITY



Month	Adjusted Scheduled Activity (UDA)	
	2017	2018
April	56	229
May	339	729
June	623	946
July	844	1,237
August	1,035	1,775
September	1,403	2,158
October	1,618	
November	2,015	
December	2,186	
January	2,371	
February	2,469	
March	3,166	
April	3,575	
May	3,582	
June	3,582	

QUALITY

	Quantity	Base Number	Contract	AT	Region	England
% of FP17s for the same patient ID Re-attending within 3 months - Children	62	459	13.5%	9.1%	11.4%	11.9%
% of FP17s for the same patient ID Re-attending within 3 months - Adults	117	450	26.0%	13.4%	15.7%	15.9%
% of FP17s for the same patient ID Re-attending between 3 & 9 months - Children	318	459	69.3%	61.7%	60.6%	58.1%
% of FP17s for the same patient ID Re-attending between 3 & 9 months - Adults	208	450	46.2%	52.3%	52.0%	50.6%
% of FP17s for Band 1 Urgent Courses	47	804	5.8%	8.1%	9.6%	9.1%
% of FP17s Relating to Free Repair or Replacements	0	804	0.0%	0.7%	0.7%	0.8%
% of FP17s Relating to Continuations	0	804	0.0%	1.0%	1.0%	1.1%
% of Patients satisfied with the dentistry they have received	3	3	N/A	92.1%	91.6%	91.4%
% of Patients satisfied with the time they had to wait for an appointment	3	3	N/A	88.2%	87.9%	87.7%

* This is based on patients treated on this contract for their most recent course of treatment. Figures in italics indicate the base number of FP17s or Patient Questionnaire responses are less than 100. N/A is shown where the base number of responses is less than 10 during the period. % is calculated as Quantity/Base number*100

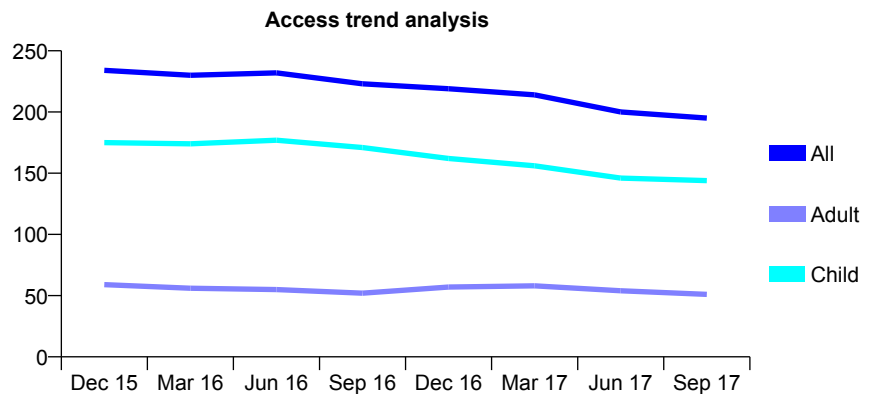
Q64 - Vital Signs At a Glance Contract Report for 855162/0001 - September 2017

Name or company name	MR M ABRISHAMI
Contract type name	GDS Contract
Purpose of contract	General
Contract start date	01/04/2006
Contract end date	

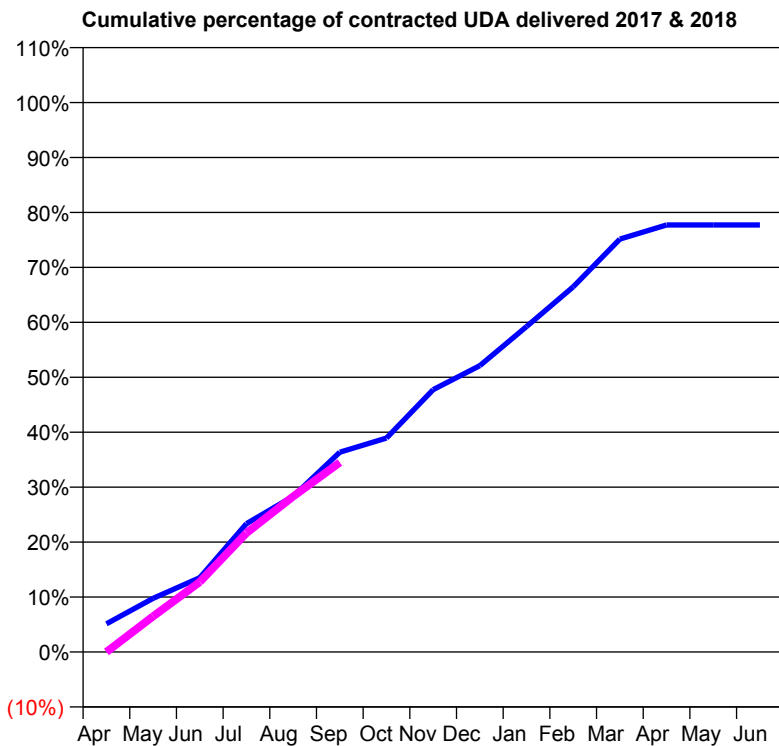
17/18 Contracted general activity (UDA)	662
Carry forward general activity (UDA)	0
17/18 Contracted orthodontic activity (UOA)	0
Carry forward orthodontic activity (UOA)	0
Baseline contract value	£14,177.83

ACCESS*

Patients seen in 24 months	Total	Change since previous quarter
Quarter ending September 2016	223	
Quarter ending December 2016	219	↓
Quarter ending March 2017	214	↓
Quarter ending June 2017	200	↓
Quarter ending September 2017	195	↓
Variance since September 2016	(12.6%)	↓



ACTIVITY



Adjusted Scheduled Activity (UDA)		
Month	2017	2018
April	34	0
May	65	43
June	90	84
July	155	143
August	188	187
September	241	228
October	258	
November	316	
December	345	
January	392	
February	440	
March	497	
April	514	
May	514	
June	514	

QUALITY

	Quantity	Base Number	Contract	AT	Region	England
% of FP17s for the same patient ID Re-attending within 3 months - Children	4	159	2.5%	9.1%	11.4%	11.9%
% of FP17s for the same patient ID Re-attending within 3 months - Adults	0	22	0.0%	13.4%	15.7%	15.9%
% of FP17s for the same patient ID Re-attending between 3 & 9 months - Children	134	159	84.3%	61.7%	60.6%	58.1%
% of FP17s for the same patient ID Re-attending between 3 & 9 months - Adults	17	22	77.3%	52.3%	52.0%	50.6%
% of FP17s for Band 1 Urgent Courses	2	165	1.2%	8.1%	9.6%	9.1%
% of FP17s Relating to Free Repair or Replacements	0	165	0.0%	0.7%	0.7%	0.8%
% of FP17s Relating to Continuations	0	165	0.0%	1.0%	1.0%	1.1%
% of Patients satisfied with the dentistry they have received	1	1	N/A	92.1%	91.6%	91.4%
% of Patients satisfied with the time they had to wait for an appointment	1	1	N/A	88.2%	87.9%	87.7%

* This is based on patients treated on this contract for their most recent course of treatment. Figures in italics indicate the base number of FP17s or Patient Questionnaire responses are less than 100. N/A is shown where the base number of responses is less than 10 during the period. % is calculated as Quantity/Base number*100

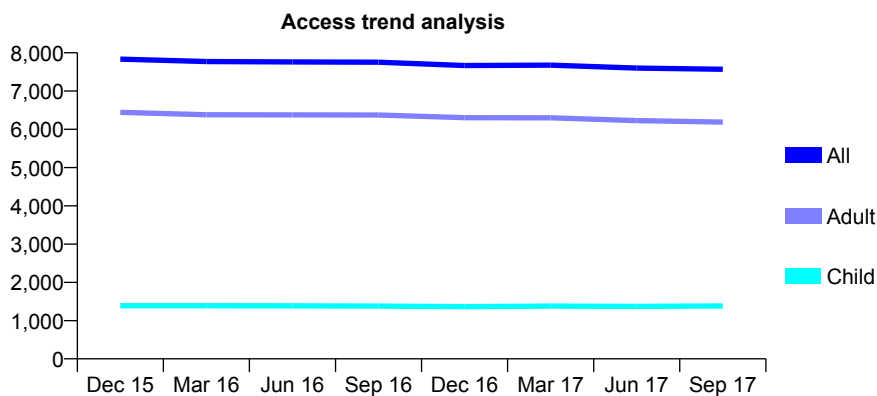
Q64 - Vital Signs At a Glance Contract Report for 894362/0001 - September 2017

Name or company name	MR T SUNNAR
Contract type name	GDS Contract
Purpose of contract	General
Contract start date	28/07/2010
Contract end date	

17/18 Contracted general activity (UDA)	23,164
Carry forward general activity (UDA)	33
17/18 Contracted orthodontic activity (UOA)	0
Carry forward orthodontic activity (UOA)	0
Baseline contract value	£489,322.59

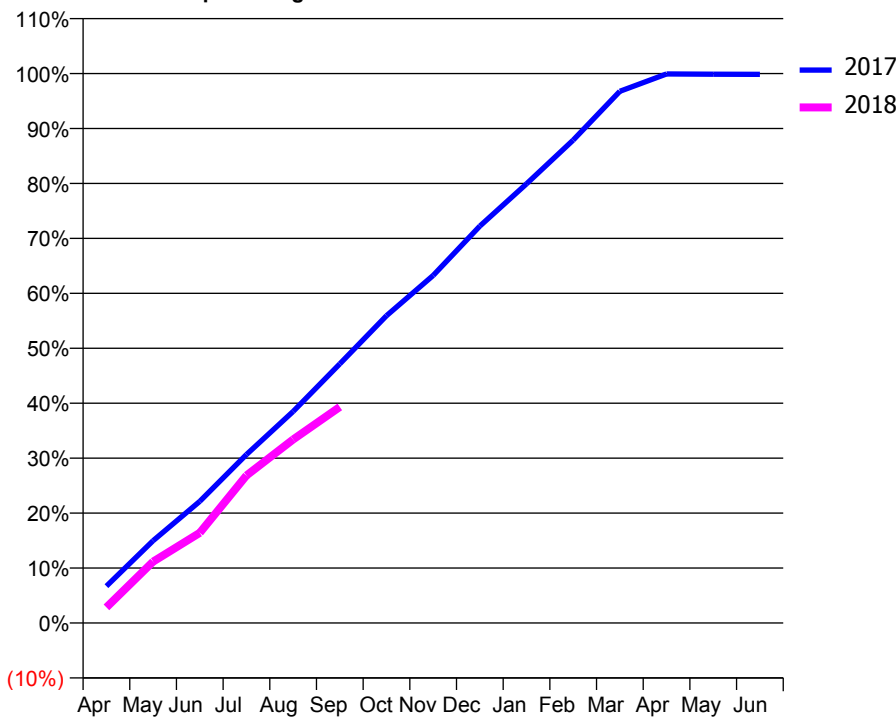
ACCESS*

Patients seen in 24 months	Total	Change since previous quarter
Quarter ending September 2016	7,753	
Quarter ending December 2016	7,666	↓
Quarter ending March 2017	7,677	→
Quarter ending June 2017	7,602	→
Quarter ending September 2017	7,571	→
Variance since September 2016	(2.3%)	↓



ACTIVITY

Cumulative percentage of contracted UDA delivered 2017 & 2018



Adjusted Scheduled Activity (UDA)

Month	2017	2018
April	1,552	660
May	3,469	2,589
June	5,132	3,802
July	7,100	6,220
August	8,920	7,736
September	10,925	9,109
October	12,952	
November	14,653	
December	16,729	
January	18,516	
February	20,355	
March	22,413	
April	23,143	
May	23,132	
June	23,131	

QUALITY

	Quantity	Base Number	Contract	AT	Region	England
% of FP17s for the same patient ID Re-attending within 3 months - Children	74	1,145	6.5%	9.1%	11.4%	11.9%
% of FP17s for the same patient ID Re-attending within 3 months - Adults	243	4,106	5.9%	13.4%	15.7%	15.9%
% of FP17s for the same patient ID Re-attending between 3 & 9 months - Children	818	1,145	71.4%	61.7%	60.6%	58.1%
% of FP17s for the same patient ID Re-attending between 3 & 9 months - Adults	2,753	4,106	67.0%	52.3%	52.0%	50.6%
% of FP17s for Band 1 Urgent Courses	84	4,872	1.7%	8.1%	9.6%	9.1%
% of FP17s Relating to Free Repair or Replacements	40	4,872	0.8%	0.7%	0.7%	0.8%
% of FP17s Relating to Continuations	20	4,872	0.4%	1.0%	1.0%	1.1%
% of Patients satisfied with the dentistry they have received	59	64	92.2%	92.1%	91.6%	91.4%
% of Patients satisfied with the time they had to wait for an appointment	60	64	93.8%	88.2%	87.9%	87.7%

* This is based on patients treated on this contract for their most recent course of treatment. Figures in italics indicate the base number of FP17s or Patient Questionnaire responses are less than 100. N/A is shown where the base number of responses is less than 10 during the period. % is calculated as Quantity/Base number*100

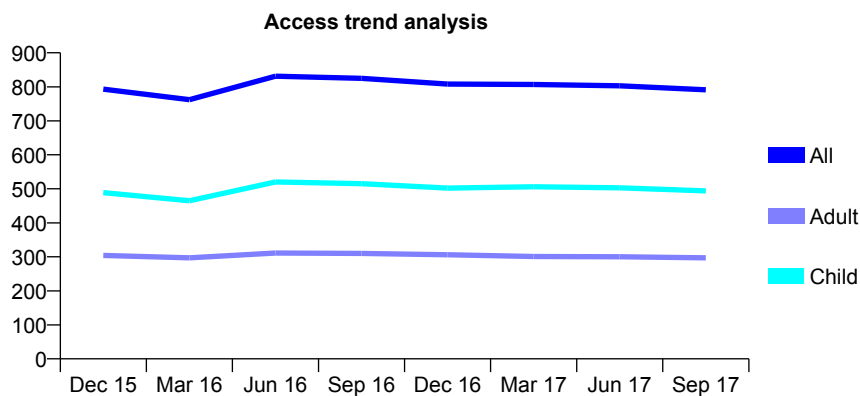
Q64 - Vital Signs At a Glance Contract Report for 909335/0001 - September 2017

Name or company name	MR MD MILNTHORPE
Contract type name	GDS Contract
Purpose of contract	General
Contract start date	01/04/2006
Contract end date	

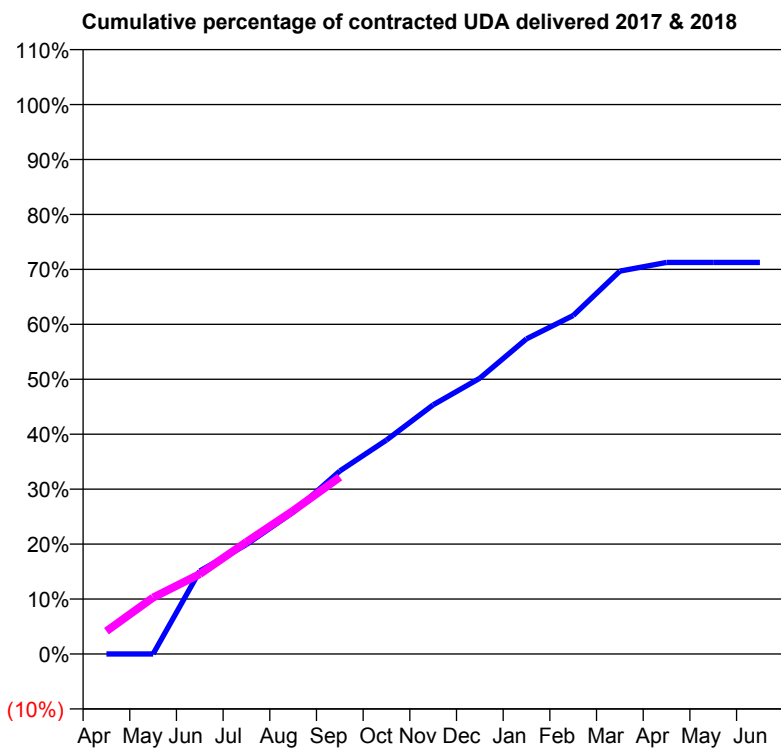
17/18 Contracted general activity (UDA)	2,100
Carry forward general activity (UDA)	0
17/18 Contracted orthodontic activity (UOA)	0
Carry forward orthodontic activity (UOA)	0
Baseline contract value	£45,804.66

ACCESS*

Patients seen in 24 months	Total	Change since previous quarter
Quarter ending September 2016	825	
Quarter ending December 2016	808	↓
Quarter ending March 2017	807	→
Quarter ending June 2017	803	→
Quarter ending September 2017	791	↓
Variance since September 2016	(4.1%)	↓



ACTIVITY



Month	Adjusted Scheduled Activity (UDA)	
	2017	2018
April	0	87
May	0	216
June	317	305
July	418	428
August	542	548
September	700	676
October	818	
November	952	
December	1,054	
January	1,205	
February	1,294	
March	1,463	
April	1,496	
May	1,496	
June	1,496	

QUALITY

	Quantity	Base Number	Contract	AT	Region	England
% of FP17s for the same patient ID Re-attending within 3 months - Children	18	391	4.6%	9.1%	11.4%	11.9%
% of FP17s for the same patient ID Re-attending within 3 months - Adults	12	134	9.0%	13.4%	15.7%	15.9%
% of FP17s for the same patient ID Re-attending between 3 & 9 months - Children	268	391	68.5%	61.7%	60.6%	58.1%
% of FP17s for the same patient ID Re-attending between 3 & 9 months - Adults	55	134	41.0%	52.3%	52.0%	50.6%
% of FP17s for Band 1 Urgent Courses	19	502	3.8%	8.1%	9.6%	9.1%
% of FP17s Relating to Free Repair or Replacements	0	502	0.0%	0.7%	0.7%	0.8%
% of FP17s Relating to Continuations	0	502	0.0%	1.0%	1.0%	1.1%
% of Patients satisfied with the dentistry they have received	0	0	N/A	92.1%	91.6%	91.4%
% of Patients satisfied with the time they had to wait for an appointment	0	0	N/A	88.2%	87.9%	87.7%

* This is based on patients treated on this contract for their most recent course of treatment. Figures in italics indicate the base number of FP17s or Patient Questionnaire responses are less than 100. N/A is shown where the base number of responses is less than 10 during the period. % is calculated as Quantity/Base number*100

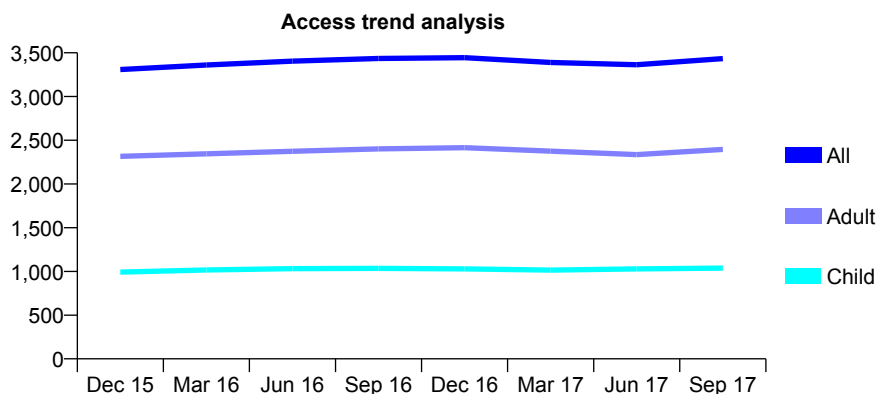
Q64 - Vital Signs At a Glance Contract Report for 911402/0001 - September 2017

Name or company name	MR CP MACPHERSON
Contract type name	GDS Contract
Purpose of contract	General
Contract start date	01/04/2006
Contract end date	

17/18 Contracted general activity (UDA)	10,642
Carry forward general activity (UDA)	-113
17/18 Contracted orthodontic activity (UOA)	0
Carry forward orthodontic activity (UOA)	0
Baseline contract value	£291,402.87

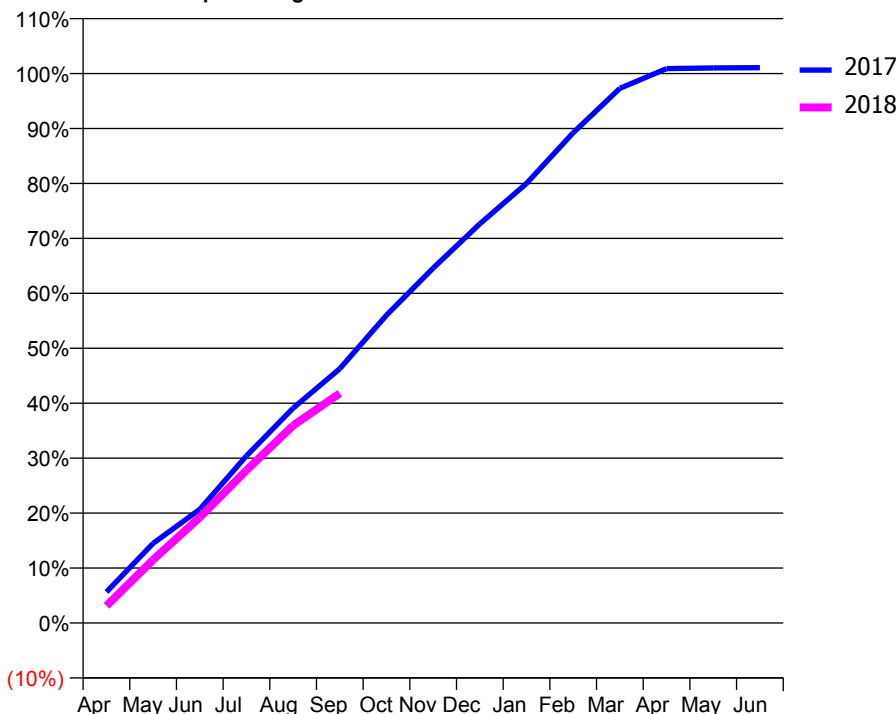
ACCESS*

Patients seen in 24 months	Total	Change since previous quarter
Quarter ending September 2016	3,435	
Quarter ending December 2016	3,444	→
Quarter ending March 2017	3,390	↓
Quarter ending June 2017	3,364	→
Quarter ending September 2017	3,433	↑
Variance since September 2016	(0.1%)	→



ACTIVITY

Cumulative percentage of contracted UDA delivered 2017 & 2018



Adjusted Scheduled Activity (UDA)

Month	2017	2018
April	602	333
May	1,543	1,224
June	2,202	2,047
July	3,237	2,959
August	4,161	3,825
September	4,926	4,450
October	5,962	
November	6,874	
December	7,731	
January	8,513	
February	9,495	
March	10,353	
April	10,737	
May	10,751	
June	10,755	

QUALITY

	Quantity	Base Number	Contract	AT	Region	England
% of FP17s for the same patient ID Re-attending within 3 months - Children	62	820	7.6%	9.1%	11.4%	11.9%
% of FP17s for the same patient ID Re-attending within 3 months - Adults	221	1,693	13.1%	13.4%	15.7%	15.9%
% of FP17s for the same patient ID Re-attending between 3 & 9 months - Children	569	820	69.4%	61.7%	60.6%	58.1%
% of FP17s for the same patient ID Re-attending between 3 & 9 months - Adults	1,113	1,693	65.7%	52.3%	52.0%	50.6%
% of FP17s for Band 1 Urgent Courses	143	2,301	6.2%	8.1%	9.6%	9.1%
% of FP17s Relating to Free Repair or Replacements	15	2,301	0.7%	0.7%	0.7%	0.8%
% of FP17s Relating to Continuations	16	2,301	0.7%	1.0%	1.0%	1.1%
% of Patients satisfied with the dentistry they have received	7	7	N/A	92.1%	91.6%	91.4%
% of Patients satisfied with the time they had to wait for an appointment	7	7	N/A	88.2%	87.9%	87.7%

* This is based on patients treated on this contract for their most recent course of treatment. Figures in italics indicate the base number of FP17s or Patient Questionnaire responses are less than 100. N/A is shown where the base number of responses is less than 10 during the period. % is calculated as Quantity/Base number*100

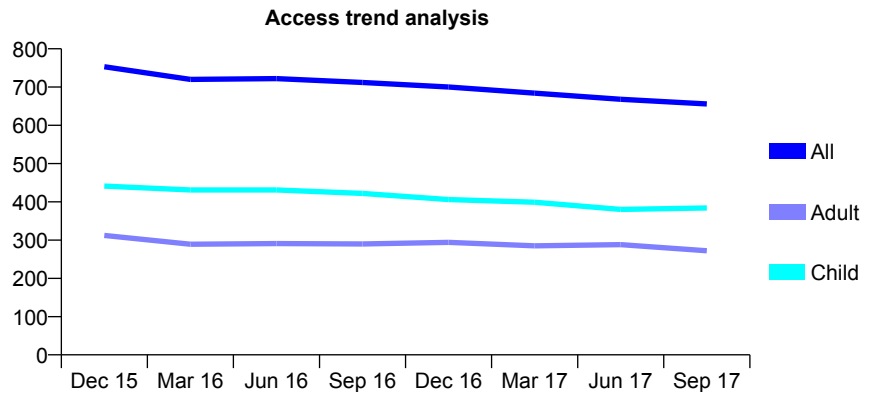
Q64 - Vital Signs At a Glance Contract Report for 912018/0002 - September 2017

Name or company name	MR JC MOORE
Contract type name	GDS Contract
Purpose of contract	General
Contract start date	01/04/2006
Contract end date	

17/18 Contracted general activity (UDA)	1,882
Carry forward general activity (UDA)	0
17/18 Contracted orthodontic activity (UOA)	0
Carry forward orthodontic activity (UOA)	0
Baseline contract value	£40,034.81

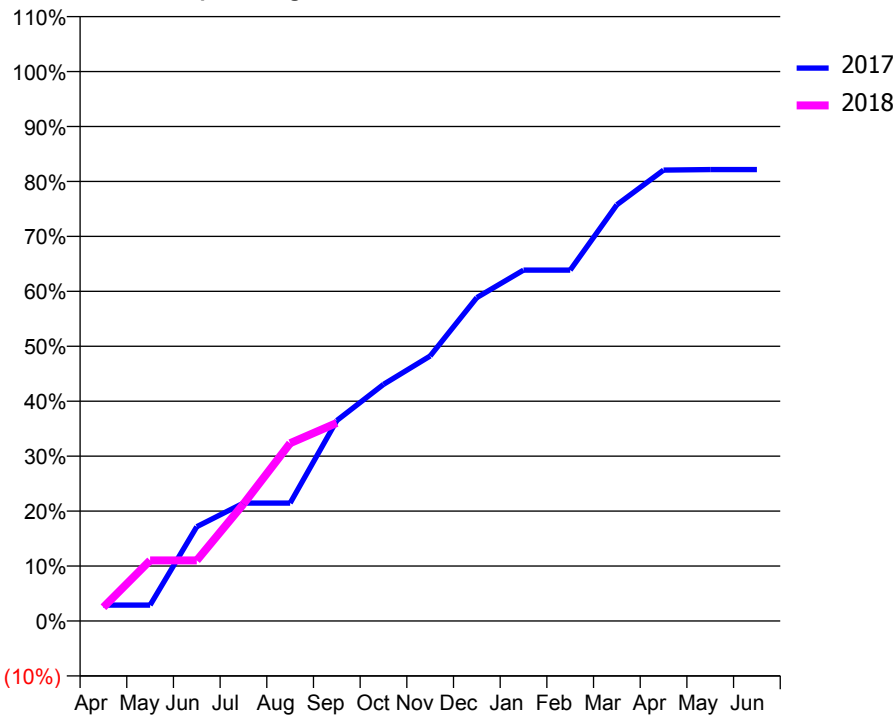
ACCESS*

Patients seen in 24 months	Total	Change since previous quarter
Quarter ending September 2016	712	
Quarter ending December 2016	700	↓
Quarter ending March 2017	684	↓
Quarter ending June 2017	668	↓
Quarter ending September 2017	656	↓
Variance since September 2016	(7.9%)	↓



ACTIVITY

Cumulative percentage of contracted UDA delivered 2017 & 2018



Adjusted Scheduled Activity (UDA)		
Month	2017	2018
April	54	47
May	54	208
June	323	208
July	404	401
August	404	609
September	687	678
October	811	
November	908	
December	1,108	
January	1,202	
February	1,202	
March	1,426	
April	1,544	
May	1,546	
June	1,546	

QUALITY

	Quantity	Base Number	Contract	AT	Region	England
% of FP17s for the same patient ID Re-attending within 3 months - Children	18	309	5.8%	9.1%	11.4%	11.9%
% of FP17s for the same patient ID Re-attending within 3 months - Adults	35	175	20.0%	13.4%	15.7%	15.9%
% of FP17s for the same patient ID Re-attending between 3 & 9 months - Children	190	309	61.5%	61.7%	60.6%	58.1%
% of FP17s for the same patient ID Re-attending between 3 & 9 months - Adults	92	175	52.6%	52.3%	52.0%	50.6%
% of FP17s for Band 1 Urgent Courses	17	416	4.1%	8.1%	9.6%	9.1%
% of FP17s Relating to Free Repair or Replacements	0	416	0.0%	0.7%	0.7%	0.8%
% of FP17s Relating to Continuations	0	416	0.0%	1.0%	1.0%	1.1%
% of Patients satisfied with the dentistry they have received	0	0	N/A	92.1%	91.6%	91.4%
% of Patients satisfied with the time they had to wait for an appointment	0	0	N/A	88.2%	87.9%	87.7%

* This is based on patients treated on this contract for their most recent course of treatment. Figures in italics indicate the base number of FP17s or Patient Questionnaire responses are less than 100. N/A is shown where the base number of responses is less than 10 during the period. % is calculated as Quantity/Base number*100

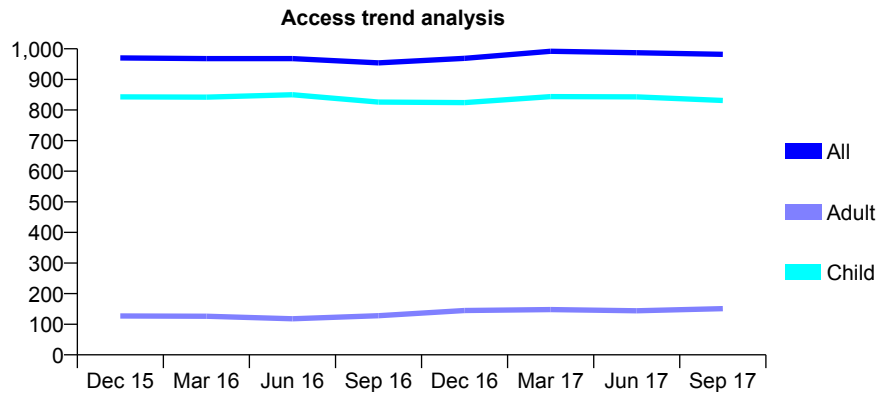
Q64 - Vital Signs At a Glance Contract Report for 914312/0001 - September 2017

Name or company name	MR IP SPEECHLEY
Contract type name	GDS Contract
Purpose of contract	General
Contract start date	01/04/2006
Contract end date	

17/18 Contracted general activity (UDA)	2,200
Carry forward general activity (UDA)	42
17/18 Contracted orthodontic activity (UOA)	0
Carry forward orthodontic activity (UOA)	0
Baseline contract value	£49,750.61

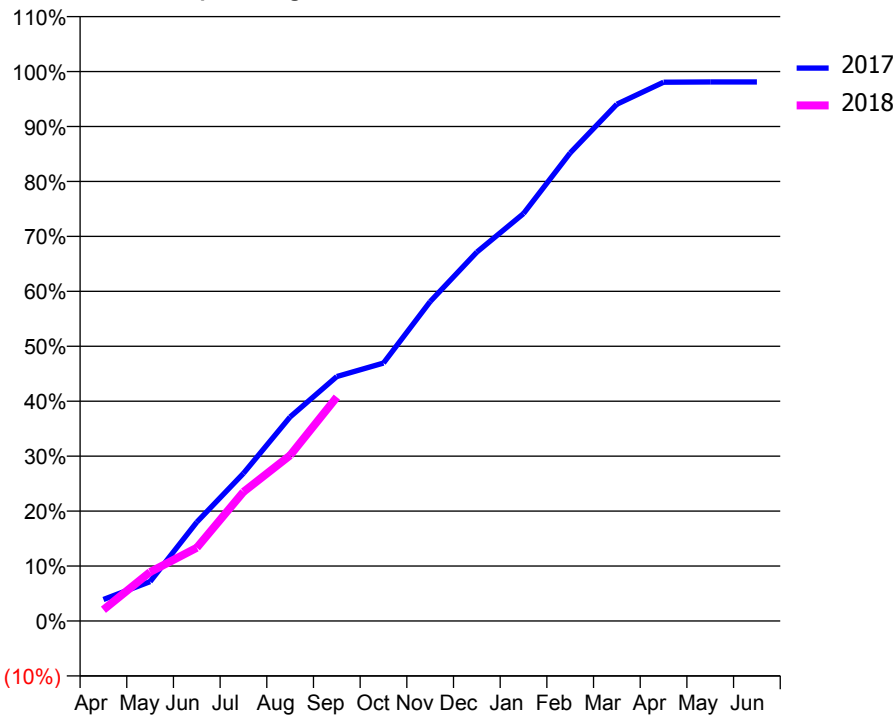
ACCESS*

Patients seen in 24 months	Total	Change since previous quarter
Quarter ending September 2016	954	
Quarter ending December 2016	969	→
Quarter ending March 2017	992	↑
Quarter ending June 2017	987	→
Quarter ending September 2017	982	→
Variance since September 2016	2.9%	↑



ACTIVITY

Cumulative percentage of contracted UDA delivered 2017 & 2018



Month	Adjusted Scheduled Activity (UDA)	
	2017	2018
April	86	45
May	158	196
June	396	293
July	591	517
August	817	663
September	979	896
October	1,033	
November	1,279	
December	1,477	
January	1,631	
February	1,874	
March	2,069	
April	2,157	
May	2,158	
June	2,158	

QUALITY

	Quantity	Base Number	Contract	AT	Region	England
% of FP17s for the same patient ID Re-attending within 3 months - Children	33	637	5.2%	9.1%	11.4%	11.9%
% of FP17s for the same patient ID Re-attending within 3 months - Adults	0	42	0.0%	13.4%	15.7%	15.9%
% of FP17s for the same patient ID Re-attending between 3 & 9 months - Children	435	637	68.3%	61.7%	60.6%	58.1%
% of FP17s for the same patient ID Re-attending between 3 & 9 months - Adults	36	42	85.7%	52.3%	52.0%	50.6%
% of FP17s for Band 1 Urgent Courses	2	632	0.3%	8.1%	9.6%	9.1%
% of FP17s Relating to Free Repair or Replacements	0	632	0.0%	0.7%	0.7%	0.8%
% of FP17s Relating to Continuations	0	632	0.0%	1.0%	1.0%	1.1%
% of Patients satisfied with the dentistry they have received	9	10	90.0%	92.1%	91.6%	91.4%
% of Patients satisfied with the time they had to wait for an appointment	9	10	90.0%	88.2%	87.9%	87.7%

* This is based on patients treated on this contract for their most recent course of treatment. Figures in italics indicate the base number of FP17s or Patient Questionnaire responses are less than 100. N/A is shown where the base number of responses is less than 10 during the period. % is calculated as Quantity/Base number*100

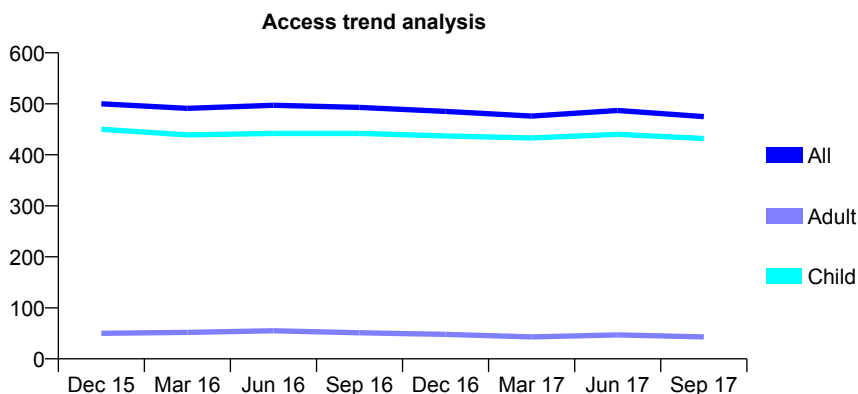
Q64 - Vital Signs At a Glance Contract Report for 914843/0001 - September 2017

Name or company name	MR RM BAKER
Contract type name	GDS Contract
Purpose of contract	General
Contract start date	01/04/2006
Contract end date	

17/18 Contracted general activity (UDA)	1,036
Carry forward general activity (UDA)	0
17/18 Contracted orthodontic activity (UOA)	0
Carry forward orthodontic activity (UOA)	0
Baseline contract value	£27,566.14

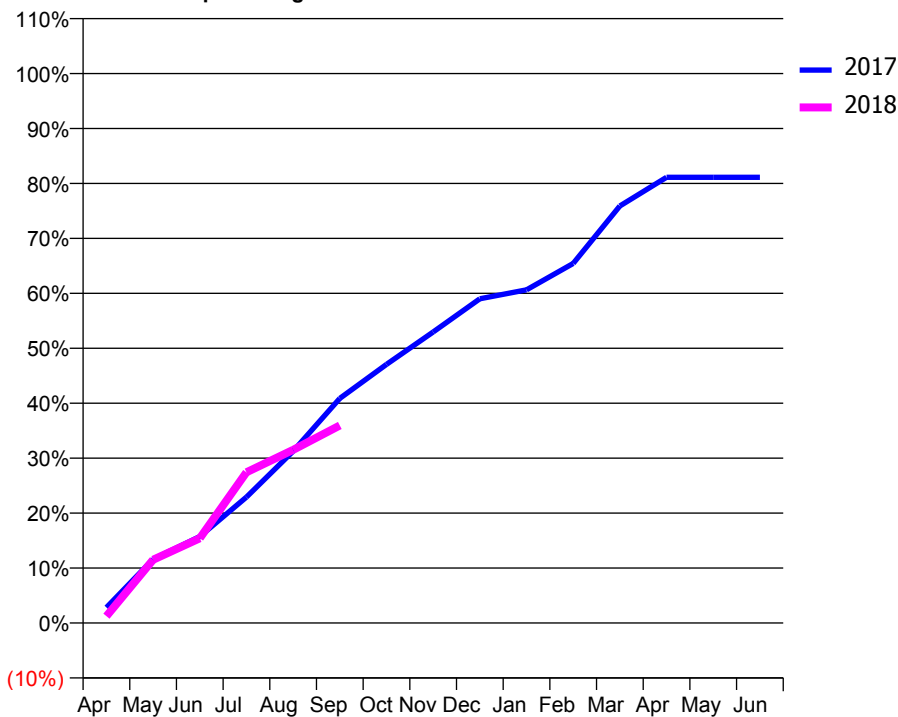
ACCESS*

Patients seen in 24 months	Total	Change since previous quarter
Quarter ending September 2016	493	
Quarter ending December 2016	485	↓
Quarter ending March 2017	476	↓
Quarter ending June 2017	487	↑
Quarter ending September 2017	475	↓
Variance since September 2016	(3.7%)	↓



ACTIVITY

Cumulative percentage of contracted UDA delivered 2017 & 2018



Adjusted Scheduled Activity (UDA)

Month	2017	2018
April	29	13
May	120	119
June	163	160
July	237	284
August	324	326
September	424	372
October	488	
November	549	
December	611	
January	628	
February	678	
March	786	
April	840	
May	840	
June	840	

QUALITY

	Quantity	Base Number	Contract	AT	Region	England
% of FP17s for the same patient ID Re-attending within 3 months - Children	20	291	6.9%	9.1%	11.4%	11.9%
% of FP17s for the same patient ID Re-attending within 3 months - Adults	1	8	12.5%	13.4%	15.7%	15.9%
% of FP17s for the same patient ID Re-attending between 3 & 9 months - Children	114	291	39.2%	61.7%	60.6%	58.1%
% of FP17s for the same patient ID Re-attending between 3 & 9 months - Adults	2	8	25.0%	52.3%	52.0%	50.6%
% of FP17s for Band 1 Urgent Courses	7	265	2.6%	8.1%	9.6%	9.1%
% of FP17s Relating to Free Repair or Replacements	0	265	0.0%	0.7%	0.7%	0.8%
% of FP17s Relating to Continuations	6	265	2.3%	1.0%	1.0%	1.1%
% of Patients satisfied with the dentistry they have received	0	0	N/A	92.1%	91.6%	91.4%
% of Patients satisfied with the time they had to wait for an appointment	0	0	N/A	88.2%	87.9%	87.7%

* This is based on patients treated on this contract for their most recent course of treatment. Figures in italics indicate the base number of FP17s or Patient Questionnaire responses are less than 100. N/A is shown where the base number of responses is less than 10 during the period. % is calculated as Quantity/Base number*100

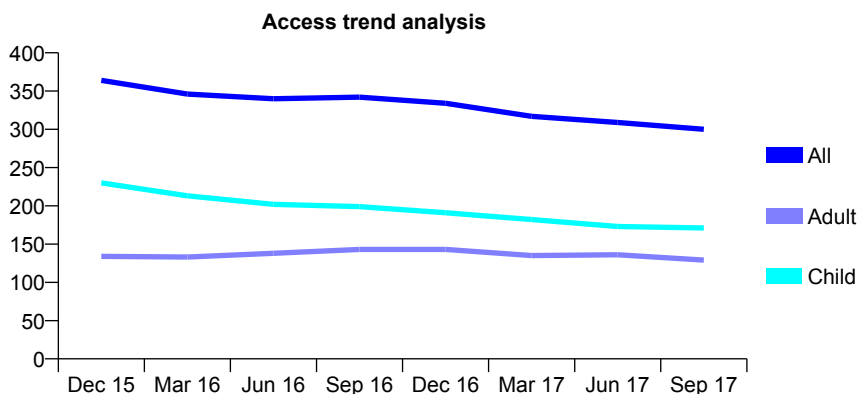
Q64 - Vital Signs At a Glance Contract Report for 915203/0001 - September 2017

Name or company name	MISS SL WATT
Contract type name	GDS Contract
Purpose of contract	General
Contract start date	01/04/2006
Contract end date	

17/18 Contracted general activity (UDA)	790
Carry forward general activity (UDA)	0
17/18 Contracted orthodontic activity (UOA)	0
Carry forward orthodontic activity (UOA)	0
Baseline contract value	£16,886.54

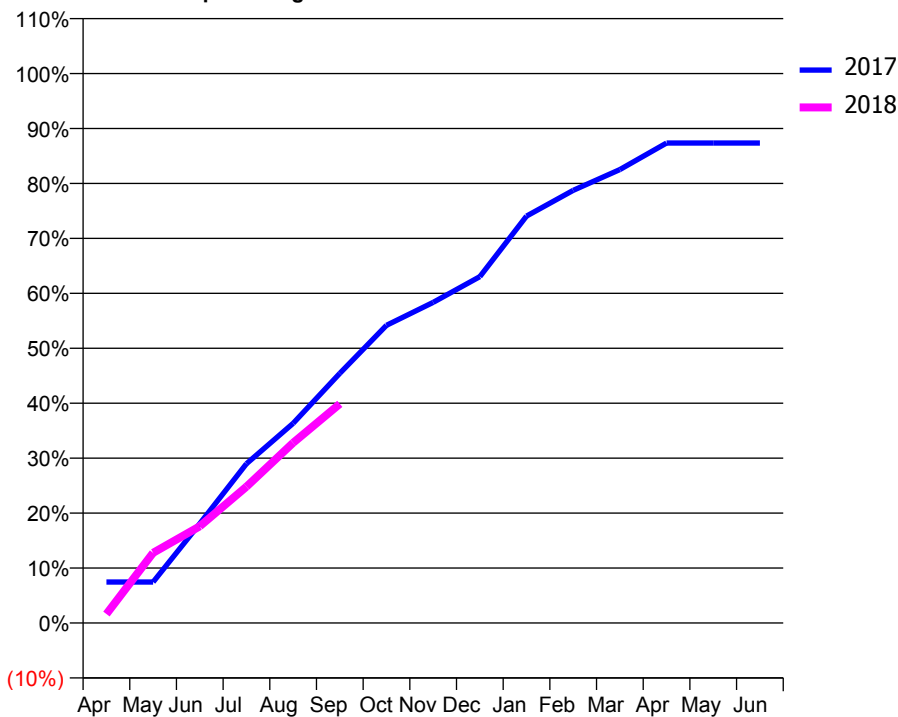
ACCESS*

Patients seen in 24 months	Total	Change since previous quarter
Quarter ending September 2016	342	
Quarter ending December 2016	334	↓
Quarter ending March 2017	317	↓
Quarter ending June 2017	309	↓
Quarter ending September 2017	300	↓
Variance since September 2016	(12.3%)	↓



ACTIVITY

Cumulative percentage of contracted UDA delivered 2017 & 2018



Adjusted Scheduled Activity (UDA)

Month	2017	2018
April	59	13
May	59	101
June	143	139
July	229	196
August	287	259
September	359	315
October	428	
November	461	
December	498	
January	585	
February	622	
March	652	
April	690	
May	690	
June	690	

QUALITY

	Quantity	Base Number	Contract	AT	Region	England
% of FP17s for the same patient ID Re-attending within 3 months - Children	9	155	5.8%	9.1%	11.4%	11.9%
% of FP17s for the same patient ID Re-attending within 3 months - Adults	6	68	8.8%	13.4%	15.7%	15.9%
% of FP17s for the same patient ID Re-attending between 3 & 9 months - Children	118	155	76.1%	61.7%	60.6%	58.1%
% of FP17s for the same patient ID Re-attending between 3 & 9 months - Adults	46	68	67.6%	52.3%	52.0%	50.6%
% of FP17s for Band 1 Urgent Courses	0	197	0.0%	8.1%	9.6%	9.1%
% of FP17s Relating to Free Repair or Replacements	0	197	0.0%	0.7%	0.7%	0.8%
% of FP17s Relating to Continuations	8	197	4.1%	1.0%	1.0%	1.1%
% of Patients satisfied with the dentistry they have received	0	0	N/A	92.1%	91.6%	91.4%
% of Patients satisfied with the time they had to wait for an appointment	0	0	N/A	88.2%	87.9%	87.7%

* This is based on patients treated on this contract for their most recent course of treatment. Figures in italics indicate the base number of FP17s or Patient Questionnaire responses are less than 100. N/A is shown where the base number of responses is less than 10 during the period. % is calculated as Quantity/Base number*100

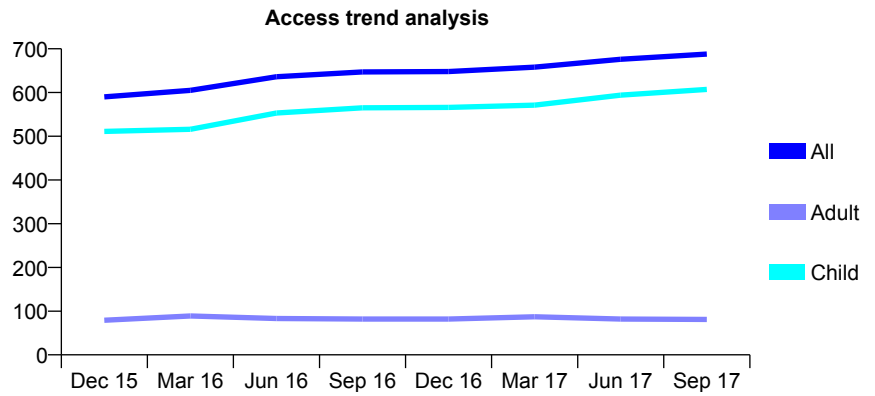
Q64 - Vital Signs At a Glance Contract Report for 917532/0001 - September 2017

Name or company name	MR RD SWINSON
Contract type name	GDS Contract
Purpose of contract	General
Contract start date	01/04/2006
Contract end date	

17/18 Contracted general activity (UDA)	1,450
Carry forward general activity (UDA)	0
17/18 Contracted orthodontic activity (UOA)	0
Carry forward orthodontic activity (UOA)	0
Baseline contract value	£33,729.45

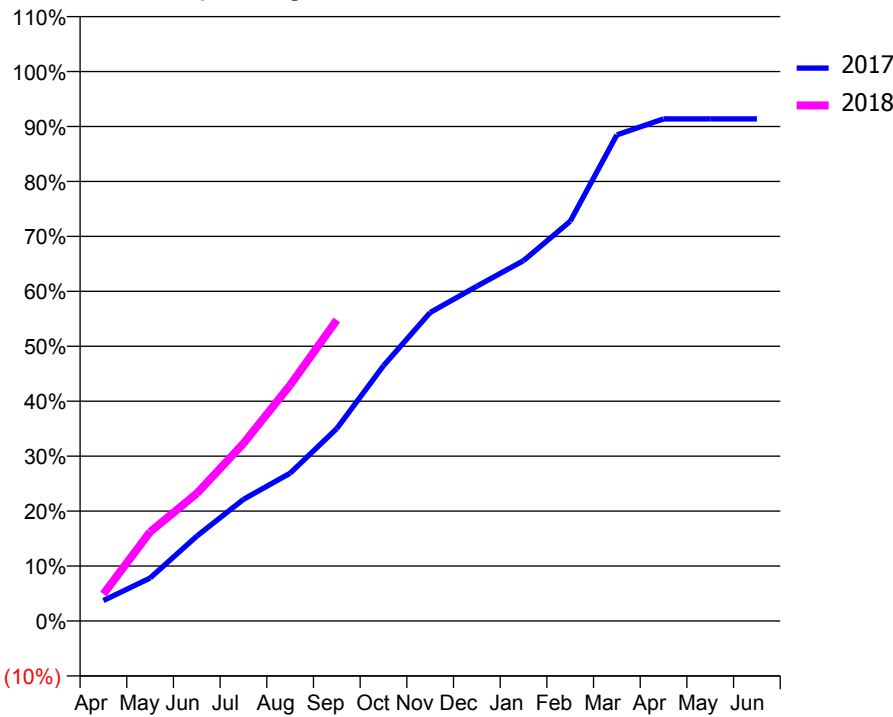
ACCESS*

Patients seen in 24 months	Total	Change since previous quarter
Quarter ending September 2016	647	
Quarter ending December 2016	648	→
Quarter ending March 2017	658	→
Quarter ending June 2017	676	↑
Quarter ending September 2017	688	→
Variance since September 2016	6.3%	↑



ACTIVITY

Cumulative percentage of contracted UDA delivered 2017 & 2018



Month	Adjusted Scheduled Activity (UDA)	
	2017	2018
April	54	71
May	114	235
June	224	336
July	321	468
August	390	623
September	508	794
October	674	
November	814	
December	883	
January	951	
February	1,055	
March	1,283	
April	1,325	
May	1,325	
June	1,325	

QUALITY

	Quantity	Base Number	Contract	AT	Region	England
% of FP17s for the same patient ID Re-attending within 3 months - Children	26	539	4.8%	9.1%	11.4%	11.9%
% of FP17s for the same patient ID Re-attending within 3 months - Adults	0	23	0.0%	13.4%	15.7%	15.9%
% of FP17s for the same patient ID Re-attending between 3 & 9 months - Children	363	539	67.3%	61.7%	60.6%	58.1%
% of FP17s for the same patient ID Re-attending between 3 & 9 months - Adults	17	23	73.9%	52.3%	52.0%	50.6%
% of FP17s for Band 1 Urgent Courses	6	531	1.1%	8.1%	9.6%	9.1%
% of FP17s Relating to Free Repair or Replacements	0	531	0.0%	0.7%	0.7%	0.8%
% of FP17s Relating to Continuations	0	531	0.0%	1.0%	1.0%	1.1%
% of Patients satisfied with the dentistry they have received	0	1	N/A	92.1%	91.6%	91.4%
% of Patients satisfied with the time they had to wait for an appointment	0	1	N/A	88.2%	87.9%	87.7%

* This is based on patients treated on this contract for their most recent course of treatment. Figures in italics indicate the base number of FP17s or Patient Questionnaire responses are less than 100. N/A is shown where the base number of responses is less than 10 during the period. % is calculated as Quantity/Base number*100

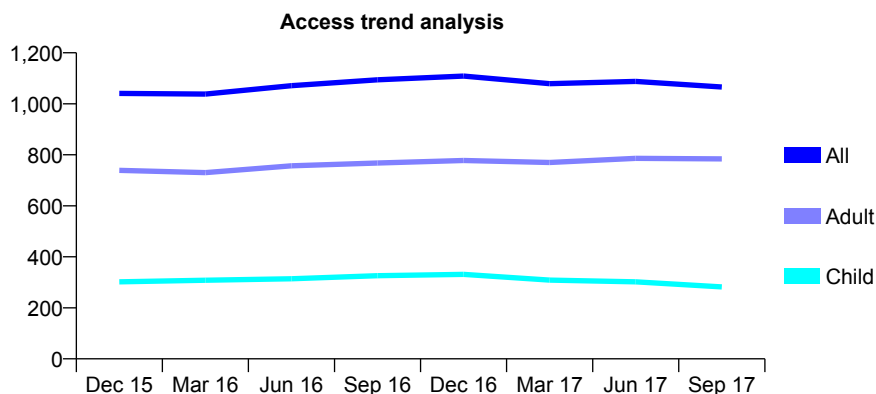
Q64 - Vital Signs At a Glance Contract Report for 917591/0001 - September 2017

Name or company name	MISS JE TIDMARSH
Contract type name	GDS Contract
Purpose of contract	General
Contract start date	01/04/2006
Contract end date	

17/18 Contracted general activity (UDA)	1,190
Carry forward general activity (UDA)	-4
17/18 Contracted orthodontic activity (UOA)	0
Carry forward orthodontic activity (UOA)	0
Baseline contract value	£28,438.30

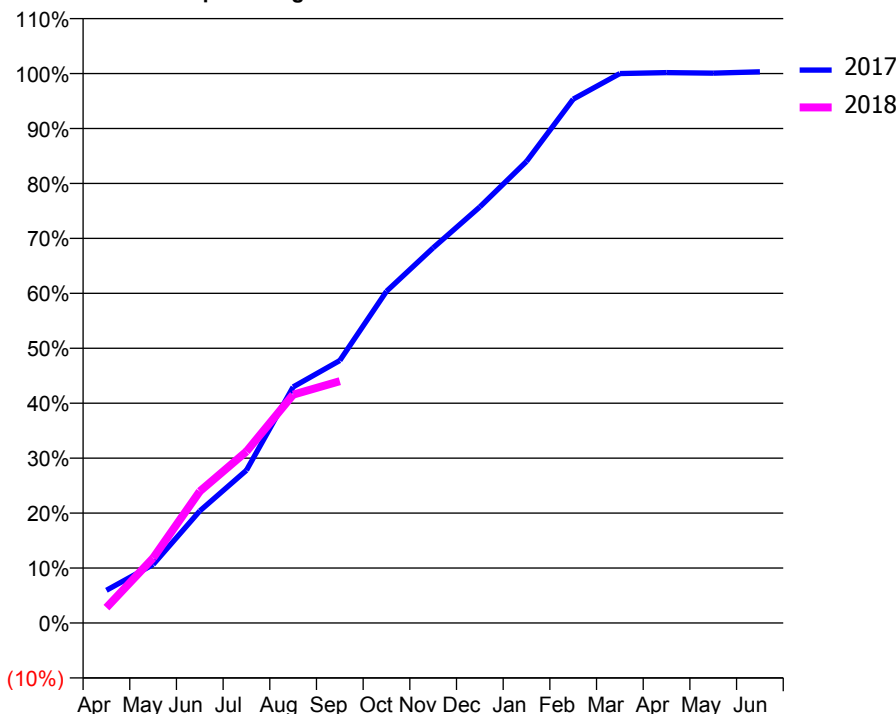
ACCESS*

Patients seen in 24 months	Total	Change since previous quarter
Quarter ending September 2016	1,094	
Quarter ending December 2016	1,109	→
Quarter ending March 2017	1,079	↓
Quarter ending June 2017	1,088	→
Quarter ending September 2017	1,066	↓
Variance since September 2016	(2.6%)	↓



ACTIVITY

Cumulative percentage of contracted UDA delivered 2017 & 2018



Adjusted Scheduled Activity (UDA)

Month	2017	2018
April	71	33
May	127	141
June	243	285
July	331	372
August	511	494
September	568	524
October	718	
November	813	
December	901	
January	1,000	
February	1,134	
March	1,190	
April	1,192	
May	1,191	
June	1,194	

QUALITY

	Quantity	Base Number	Contract	AT	Region	England
% of FP17s for the same patient ID Re-attending within 3 months - Children	10	202	5.0%	9.1%	11.4%	11.9%
% of FP17s for the same patient ID Re-attending within 3 months - Adults	78	560	13.9%	13.4%	15.7%	15.9%
% of FP17s for the same patient ID Re-attending between 3 & 9 months - Children	110	202	54.5%	61.7%	60.6%	58.1%
% of FP17s for the same patient ID Re-attending between 3 & 9 months - Adults	307	560	54.8%	52.3%	52.0%	50.6%
% of FP17s for Band 1 Urgent Courses	29	305	9.5%	8.1%	9.6%	9.1%
% of FP17s Relating to Free Repair or Replacements	1	305	0.3%	0.7%	0.7%	0.8%
% of FP17s Relating to Continuations	2	305	0.7%	1.0%	1.0%	1.1%
% of Patients satisfied with the dentistry they have received	1	3	N/A	92.1%	91.6%	91.4%
% of Patients satisfied with the time they had to wait for an appointment	1	3	N/A	88.2%	87.9%	87.7%

* This is based on patients treated on this contract for their most recent course of treatment. Figures in italics indicate the base number of FP17s or Patient Questionnaire responses are less than 100. N/A is shown where the base number of responses is less than 10 during the period. % is calculated as Quantity/Base number*100

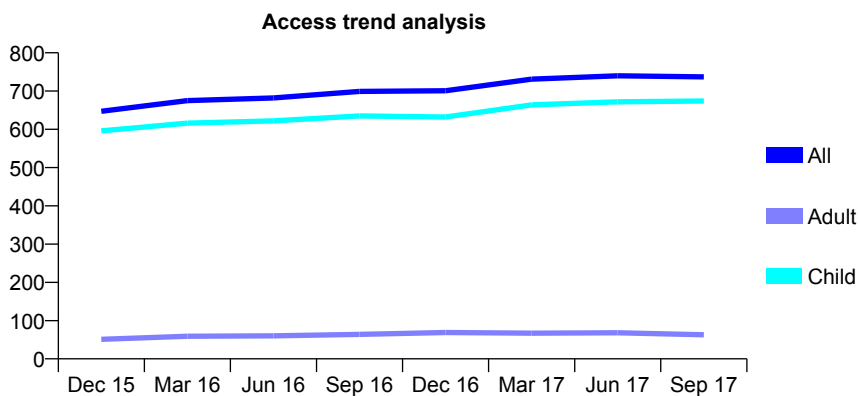
Q64 - Vital Signs At a Glance Contract Report for 917869/0001 - September 2017

Name or company name	MR PM MCVEIGH
Contract type name	GDS Contract
Purpose of contract	General
Contract start date	01/04/2006
Contract end date	

17/18 Contracted general activity (UDA)	2,100
Carry forward general activity (UDA)	66
17/18 Contracted orthodontic activity (UOA)	0
Carry forward orthodontic activity (UOA)	0
Baseline contract value	£43,803.33

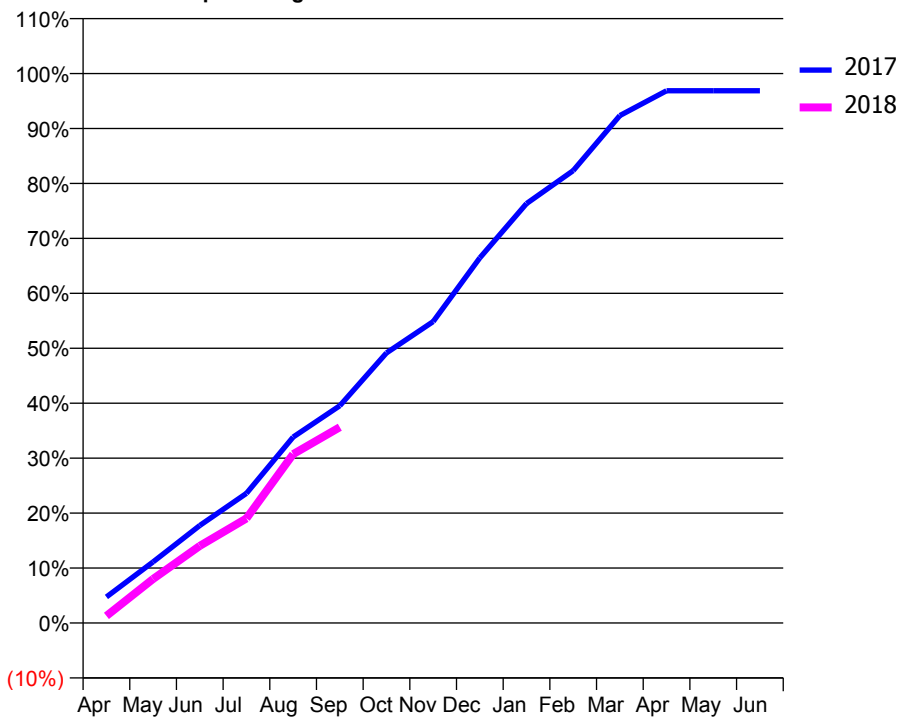
ACCESS*

Patients seen in 24 months	Total	Change since previous quarter
Quarter ending September 2016	699	
Quarter ending December 2016	701	→
Quarter ending March 2017	731	↑
Quarter ending June 2017	740	→
Quarter ending September 2017	737	→
Variance since September 2016	5.4%	↑



ACTIVITY

Cumulative percentage of contracted UDA delivered 2017 & 2018



Month	Adjusted Scheduled Activity (UDA)	
	2017	2018
April	100	27
May	233	168
June	373	295
July	496	400
August	711	645
September	830	748
October	1,032	
November	1,152	
December	1,395	
January	1,603	
February	1,729	
March	1,939	
April	2,034	
May	2,034	
June	2,034	

QUALITY

	Quantity	Base Number	Contract	AT	Region	England
% of FP17s for the same patient ID Re-attending within 3 months - Children	38	549	6.9%	9.1%	11.4%	11.9%
% of FP17s for the same patient ID Re-attending within 3 months - Adults	0	0	N/A	13.4%	15.7%	15.9%
% of FP17s for the same patient ID Re-attending between 3 & 9 months - Children	412	549	75.0%	61.7%	60.6%	58.1%
% of FP17s for the same patient ID Re-attending between 3 & 9 months - Adults	0	0	N/A	52.3%	52.0%	50.6%
% of FP17s for Band 1 Urgent Courses	21	494	4.3%	8.1%	9.6%	9.1%
% of FP17s Relating to Free Repair or Replacements	0	494	0.0%	0.7%	0.7%	0.8%
% of FP17s Relating to Continuations	0	494	0.0%	1.0%	1.0%	1.1%
% of Patients satisfied with the dentistry they have received	0	0	N/A	92.1%	91.6%	91.4%
% of Patients satisfied with the time they had to wait for an appointment	0	0	N/A	88.2%	87.9%	87.7%

* This is based on patients treated on this contract for their most recent course of treatment. Figures in italics indicate the base number of FP17s or Patient Questionnaire responses are less than 100. N/A is shown where the base number of responses is less than 10 during the period. % is calculated as Quantity/Base number*100

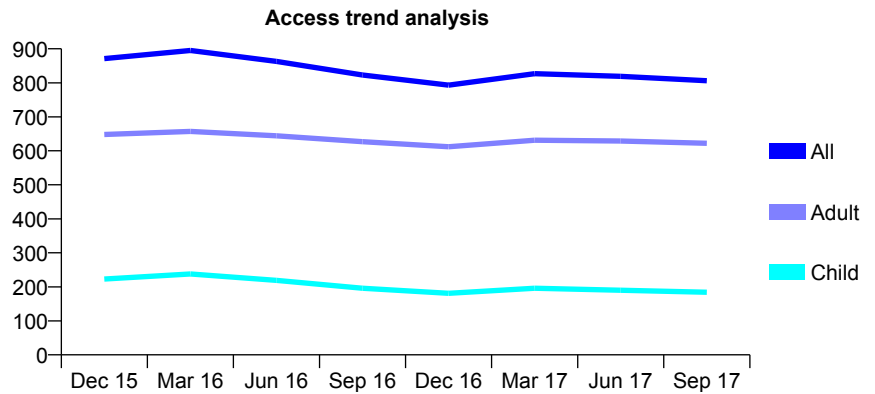
Q64 - Vital Signs At a Glance Contract Report for 918636/0001 - September 2017

Name or company name	MR KH GEORGE
Contract type name	GDS Contract
Purpose of contract	General
Contract start date	01/04/2006
Contract end date	

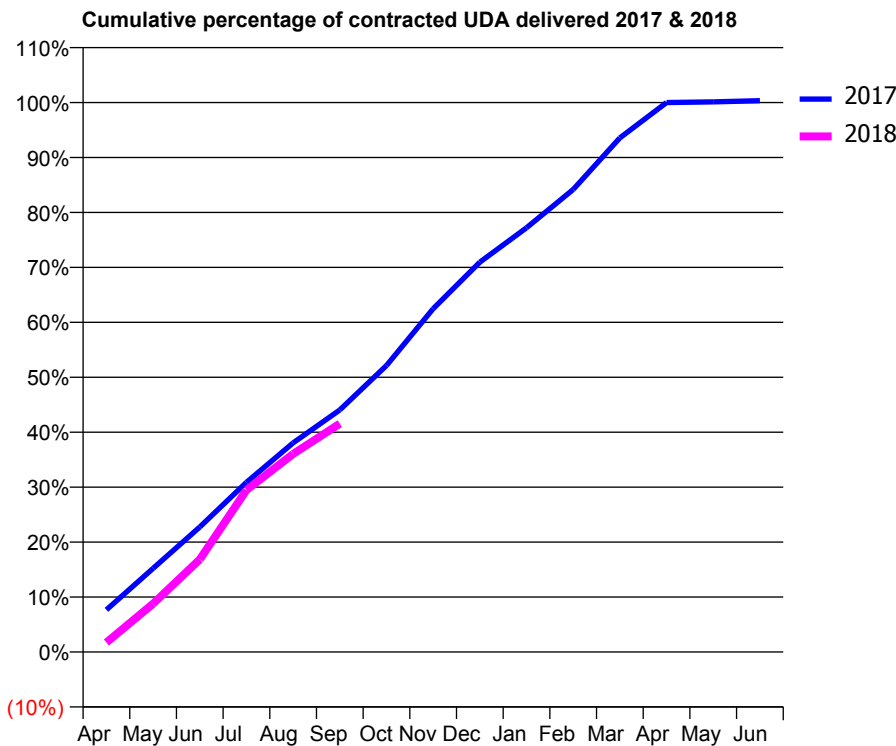
17/18 Contracted general activity (UDA)	2,646
Carry forward general activity (UDA)	-9
17/18 Contracted orthodontic activity (UOA)	0
Carry forward orthodontic activity (UOA)	0
Baseline contract value	£62,118.34

ACCESS*

Patients seen in 24 months	Total	Change since previous quarter
Quarter ending September 2016	823	
Quarter ending December 2016	793	↓
Quarter ending March 2017	827	↑
Quarter ending June 2017	819	→
Quarter ending September 2017	806	↓
Variance since September 2016	(2.1%)	↓



ACTIVITY



Month	Adjusted Scheduled Activity (UDA)	
	2017	2018
April	203	46
May	403	233
June	602	446
July	817	780
August	1,007	954
September	1,166	1,099
October	1,380	
November	1,653	
December	1,877	
January	2,043	
February	2,227	
March	2,475	
April	2,646	
May	2,649	
June	2,655	

QUALITY

	Quantity	Base Number	Contract	AT	Region	England
% of FP17s for the same patient ID Re-attending within 3 months - Children	18	172	10.5%	9.1%	11.4%	11.9%
% of FP17s for the same patient ID Re-attending within 3 months - Adults	95	491	19.3%	13.4%	15.7%	15.9%
% of FP17s for the same patient ID Re-attending between 3 & 9 months - Children	92	172	53.5%	61.7%	60.6%	58.1%
% of FP17s for the same patient ID Re-attending between 3 & 9 months - Adults	259	491	52.7%	52.3%	52.0%	50.6%
% of FP17s for Band 1 Urgent Courses	57	577	9.9%	8.1%	9.6%	9.1%
% of FP17s Relating to Free Repair or Replacements	3	577	0.5%	0.7%	0.7%	0.8%
% of FP17s Relating to Continuations	3	577	0.5%	1.0%	1.0%	1.1%
% of Patients satisfied with the dentistry they have received	5	5	N/A	92.1%	91.6%	91.4%
% of Patients satisfied with the time they had to wait for an appointment	5	5	N/A	88.2%	87.9%	87.7%

* This is based on patients treated on this contract for their most recent course of treatment. Figures in italics indicate the base number of FP17s or Patient Questionnaire responses are less than 100. N/A is shown where the base number of responses is less than 10 during the period. % is calculated as Quantity/Base number*100

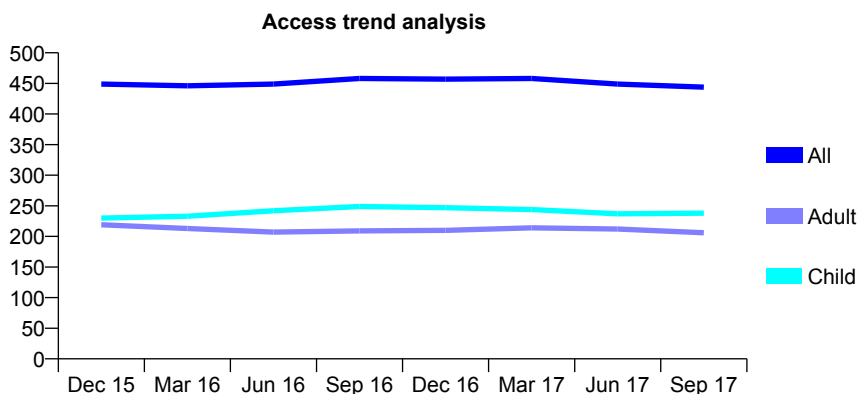
Q64 - Vital Signs At a Glance Contract Report for 919748/0001 - September 2017

Name or company name	MR RJ SMILLIE
Contract type name	GDS Contract
Purpose of contract	General
Contract start date	01/04/2006
Contract end date	

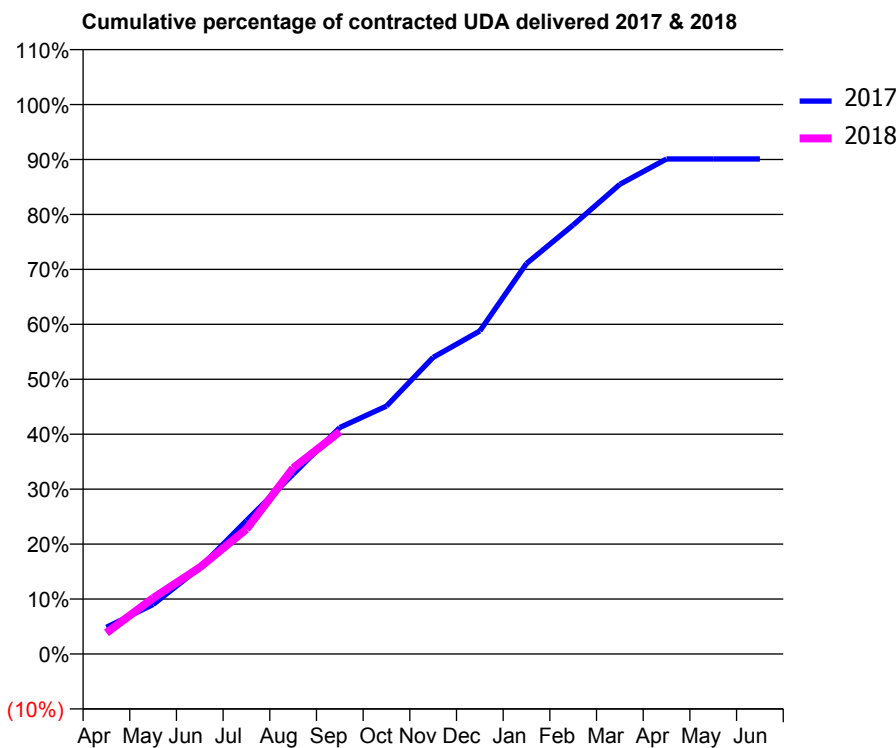
17/18 Contracted general activity (UDA)	2,240
Carry forward general activity (UDA)	0
17/18 Contracted orthodontic activity (UOA)	0
Carry forward orthodontic activity (UOA)	0
Baseline contract value	£52,858.72

ACCESS*

Patients seen in 24 months	Total	Change since previous quarter
Quarter ending September 2016	458	
Quarter ending December 2016	457	→
Quarter ending March 2017	458	→
Quarter ending June 2017	449	↓
Quarter ending September 2017	444	↓
Variance since September 2016	(3.1%)	↓



ACTIVITY



Adjusted Scheduled Activity (UDA)		
Month	2017	2018
April	109	86
May	202	228
June	352	353
July	544	509
August	733	758
September	923	906
October	1,011	
November	1,209	
December	1,317	
January	1,592	
February	1,749	
March	1,915	
April	2,018	
May	2,018	
June	2,018	

QUALITY

	Quantity	Base Number	Contract	AT	Region	England
% of FP17s for the same patient ID Re-attending within 3 months - Children	11	220	5.0%	9.1%	11.4%	11.9%
% of FP17s for the same patient ID Re-attending within 3 months - Adults	38	167	22.8%	13.4%	15.7%	15.9%
% of FP17s for the same patient ID Re-attending between 3 & 9 months - Children	162	220	73.6%	61.7%	60.6%	58.1%
% of FP17s for the same patient ID Re-attending between 3 & 9 months - Adults	94	167	56.3%	52.3%	52.0%	50.6%
% of FP17s for Band 1 Urgent Courses	1	354	0.3%	8.1%	9.6%	9.1%
% of FP17s Relating to Free Repair or Replacements	0	354	0.0%	0.7%	0.7%	0.8%
% of FP17s Relating to Continuations	0	354	0.0%	1.0%	1.0%	1.1%
% of Patients satisfied with the dentistry they have received	2	2	N/A	92.1%	91.6%	91.4%
% of Patients satisfied with the time they had to wait for an appointment	2	2	N/A	88.2%	87.9%	87.7%

* This is based on patients treated on this contract for their most recent course of treatment. Figures in italics indicate the base number of FP17s or Patient Questionnaire responses are less than 100. N/A is shown where the base number of responses is less than 10 during the period. % is calculated as Quantity/Base number*100

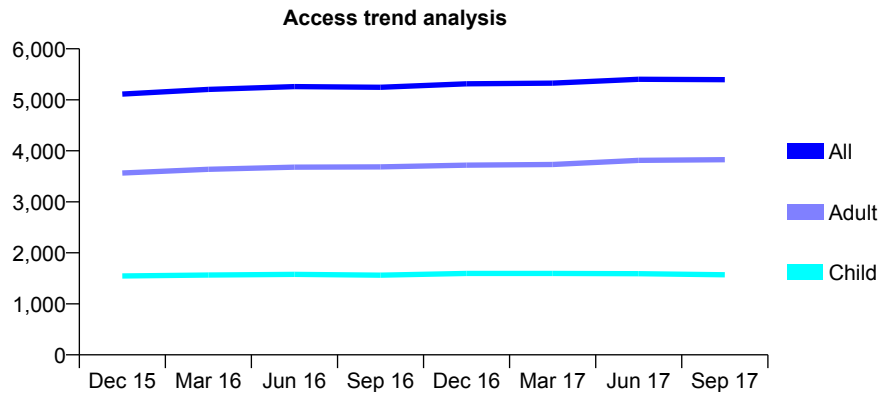
Q64 - Vital Signs At a Glance Contract Report for 921092/0001 - September 2017

Name or company name	MR AM WILSON
Contract type name	GDS Contract
Purpose of contract	General
Contract start date	01/04/2006
Contract end date	

17/18 Contracted general activity (UDA)	12,500
Carry forward general activity (UDA)	0
17/18 Contracted orthodontic activity (UOA)	0
Carry forward orthodontic activity (UOA)	0
Baseline contract value	£299,007.42

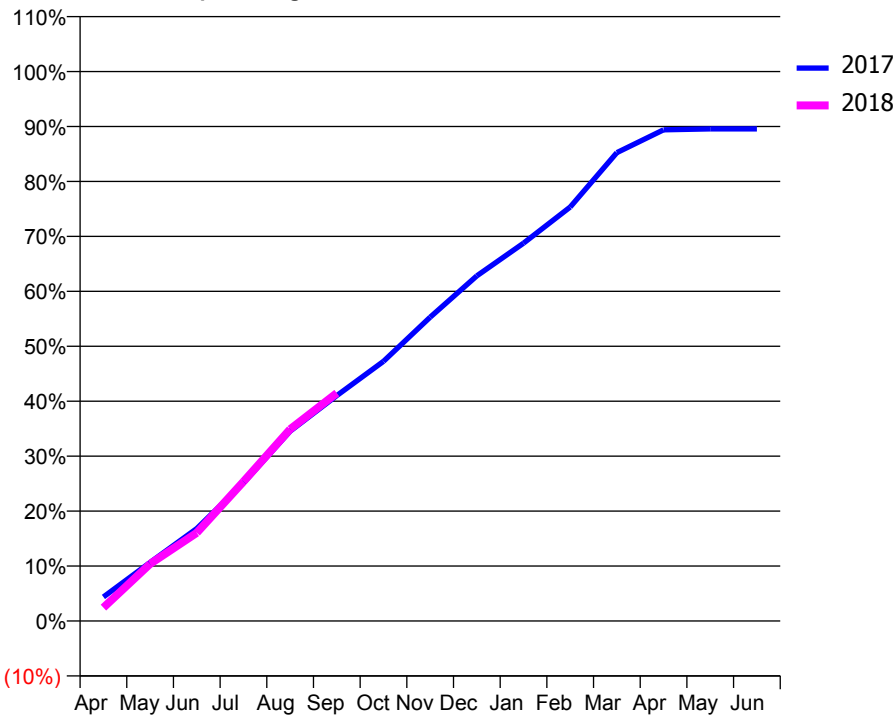
ACCESS*

Patients seen in 24 months	Total	Change since previous quarter
Quarter ending September 2016	5,246	
Quarter ending December 2016	5,314	→
Quarter ending March 2017	5,327	→
Quarter ending June 2017	5,403	→
Quarter ending September 2017	5,396	→
Variance since September 2016	2.9%	↑



ACTIVITY

Cumulative percentage of contracted UDA delivered 2017 & 2018



Month	Adjusted Scheduled Activity (UDA)	
	2017	2018
April	547	304
May	1,334	1,301
June	2,103	2,007
July	3,140	3,170
August	4,317	4,364
September	5,129	5,184
October	5,906	
November	6,913	
December	7,852	
January	8,594	
February	9,418	
March	10,654	
April	11,173	
May	11,195	
June	11,196	

QUALITY

	Quantity	Base Number	Contract	AT	Region	England
% of FP17s for the same patient ID Re-attending within 3 months - Children	84	1,228	6.8%	9.1%	11.4%	11.9%
% of FP17s for the same patient ID Re-attending within 3 months - Adults	426	2,860	14.9%	13.4%	15.7%	15.9%
% of FP17s for the same patient ID Re-attending between 3 & 9 months - Children	759	1,228	61.8%	61.7%	60.6%	58.1%
% of FP17s for the same patient ID Re-attending between 3 & 9 months - Adults	1,590	2,860	55.6%	52.3%	52.0%	50.6%
% of FP17s for Band 1 Urgent Courses	226	3,177	7.1%	8.1%	9.6%	9.1%
% of FP17s Relating to Free Repair or Replacements	27	3,177	0.8%	0.7%	0.7%	0.8%
% of FP17s Relating to Continuations	25	3,177	0.8%	1.0%	1.0%	1.1%
% of Patients satisfied with the dentistry they have received	12	16	75.0%	92.1%	91.6%	91.4%
% of Patients satisfied with the time they had to wait for an appointment	13	16	81.3%	88.2%	87.9%	87.7%

* This is based on patients treated on this contract for their most recent course of treatment. Figures in italics indicate the base number of FP17s or Patient Questionnaire responses are less than 100. N/A is shown where the base number of responses is less than 10 during the period. % is calculated as Quantity/Base number*100

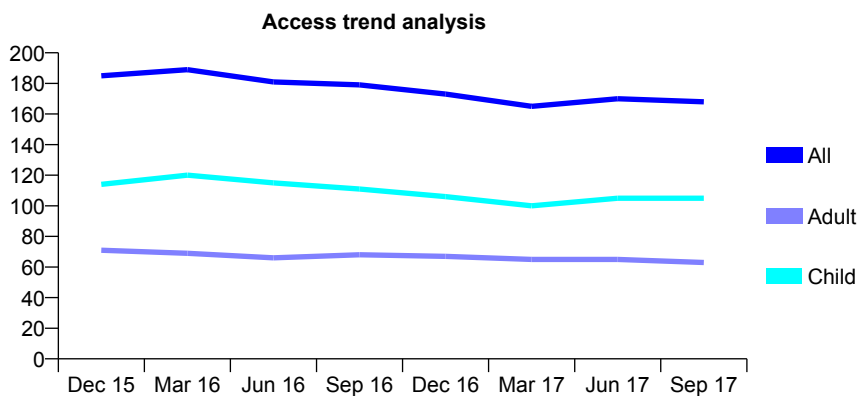
Q64 - Vital Signs At a Glance Contract Report for 923257/0002 - September 2017

Name or company name	MISS LD BREEZE
Contract type name	GDS Contract
Purpose of contract	General
Contract start date	08/05/2007
Contract end date	

17/18 Contracted general activity (UDA)	400
Carry forward general activity (UDA)	6
17/18 Contracted orthodontic activity (UOA)	0
Carry forward orthodontic activity (UOA)	0
Baseline contract value	£11,377.26

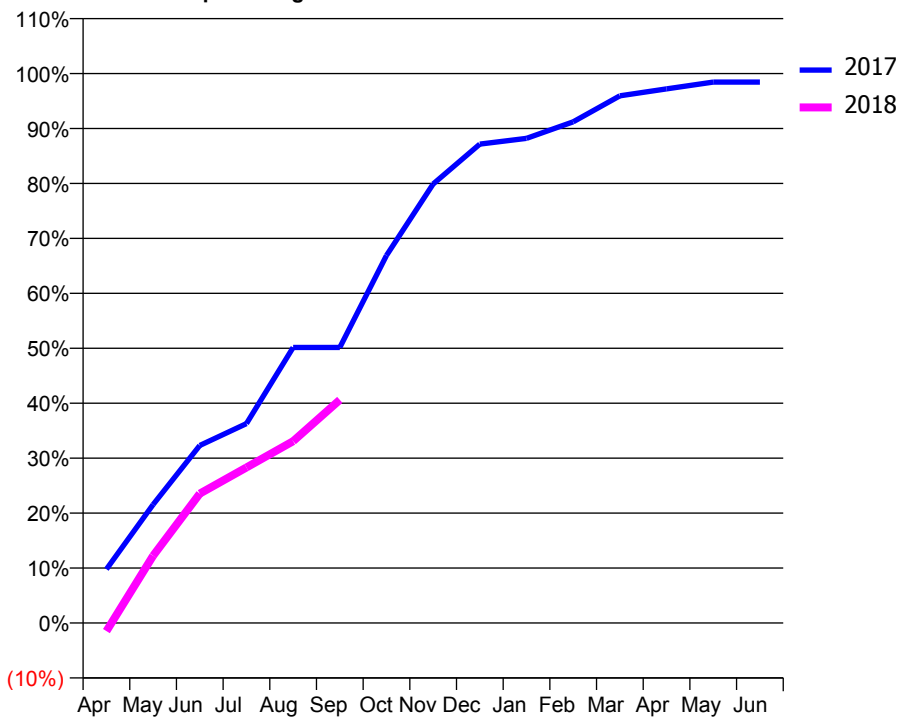
ACCESS*

Patients seen in 24 months	Total	Change since previous quarter
Quarter ending September 2016	179	
Quarter ending December 2016	173	↓
Quarter ending March 2017	165	↓
Quarter ending June 2017	170	↑
Quarter ending September 2017	168	↓
Variance since September 2016	(6.1%)	↓



ACTIVITY

Cumulative percentage of contracted UDA delivered 2017 & 2018



Month	Adjusted Scheduled Activity (UDA)	
	2017	2018
April	39	-6
May	86	49
June	129	94
July	145	113
August	201	132
September	201	162
October	268	
November	320	
December	349	
January	353	
February	365	
March	384	
April	389	
May	394	
June	394	

QUALITY

	Quantity	Base Number	Contract	AT	Region	England
% of FP17s for the same patient ID Re-attending within 3 months - Children	4	88	4.5%	9.1%	11.4%	11.9%
% of FP17s for the same patient ID Re-attending within 3 months - Adults	2	33	6.1%	13.4%	15.7%	15.9%
% of FP17s for the same patient ID Re-attending between 3 & 9 months - Children	43	88	48.9%	61.7%	60.6%	58.1%
% of FP17s for the same patient ID Re-attending between 3 & 9 months - Adults	19	33	57.6%	52.3%	52.0%	50.6%
% of FP17s for Band 1 Urgent Courses	2	115	1.7%	8.1%	9.6%	9.1%
% of FP17s Relating to Free Repair or Replacements	0	115	0.0%	0.7%	0.7%	0.8%
% of FP17s Relating to Continuations	0	115	0.0%	1.0%	1.0%	1.1%
% of Patients satisfied with the dentistry they have received	0	0	N/A	92.1%	91.6%	91.4%
% of Patients satisfied with the time they had to wait for an appointment	0	0	N/A	88.2%	87.9%	87.7%

* This is based on patients treated on this contract for their most recent course of treatment. Figures in italics indicate the base number of FP17s or Patient Questionnaire responses are less than 100. N/A is shown where the base number of responses is less than 10 during the period. % is calculated as Quantity/Base number*100

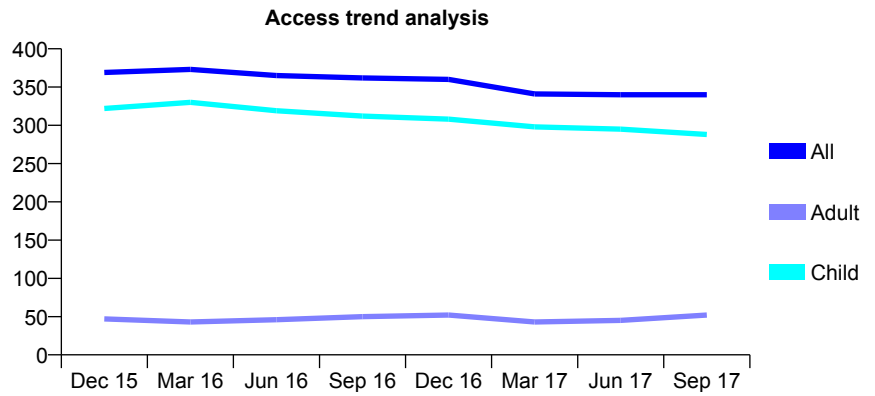
Q64 - Vital Signs At a Glance Contract Report for 933082/0001 - September 2017

Name or company name	MR RJ ELSEY
Contract type name	GDS Contract
Purpose of contract	General
Contract start date	01/04/2006
Contract end date	

17/18 Contracted general activity (UDA)	625
Carry forward general activity (UDA)	0
17/18 Contracted orthodontic activity (UOA)	0
Carry forward orthodontic activity (UOA)	0
Baseline contract value	£14,119.28

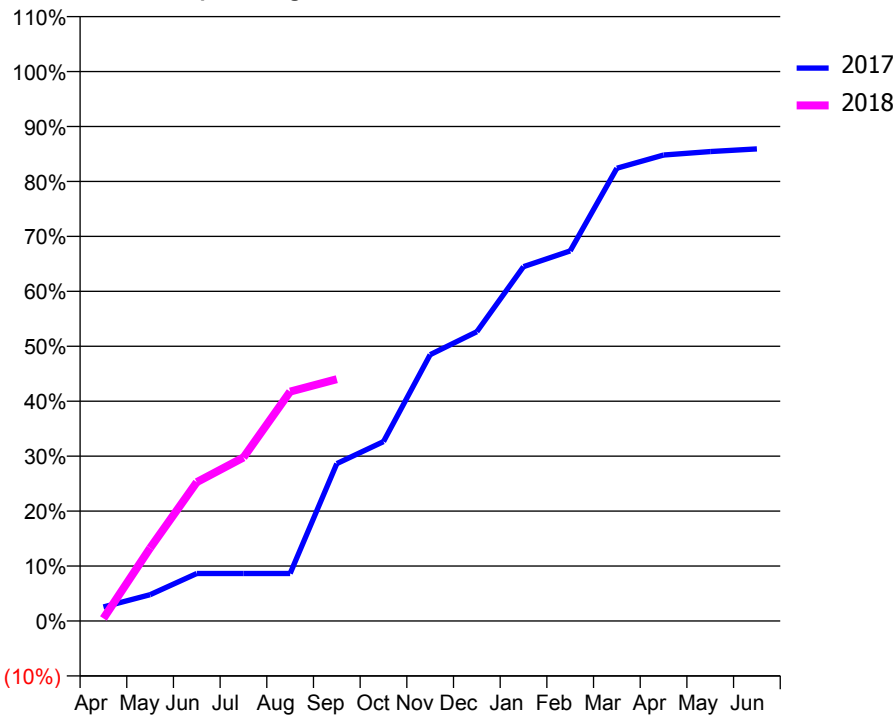
ACCESS*

Patients seen in 24 months	Total	Change since previous quarter
Quarter ending September 2016	362	
Quarter ending December 2016	360	→
Quarter ending March 2017	341	↓
Quarter ending June 2017	340	→
Quarter ending September 2017	340	→
Variance since September 2016	(6.1%)	↓



ACTIVITY

Cumulative percentage of contracted UDA delivered 2017 & 2018



Month	Adjusted Scheduled Activity (UDA)	
	2017	2018
April	16	3
May	30	83
June	54	158
July	54	186
August	54	261
September	179	275
October	204	
November	303	
December	329	
January	403	
February	421	
March	515	
April	530	
May	534	
June	537	

QUALITY

	Quantity	Base Number	Contract	AT	Region	England
% of FP17s for the same patient ID Re-attending within 3 months - Children	15	217	6.9%	9.1%	11.4%	11.9%
% of FP17s for the same patient ID Re-attending within 3 months - Adults	0	11	0.0%	13.4%	15.7%	15.9%
% of FP17s for the same patient ID Re-attending between 3 & 9 months - Children	139	217	64.1%	61.7%	60.6%	58.1%
% of FP17s for the same patient ID Re-attending between 3 & 9 months - Adults	4	11	36.4%	52.3%	52.0%	50.6%
% of FP17s for Band 1 Urgent Courses	0	214	0.0%	8.1%	9.6%	9.1%
% of FP17s Relating to Free Repair or Replacements	0	214	0.0%	0.7%	0.7%	0.8%
% of FP17s Relating to Continuations	0	214	0.0%	1.0%	1.0%	1.1%
% of Patients satisfied with the dentistry they have received	2	2	N/A	92.1%	91.6%	91.4%
% of Patients satisfied with the time they had to wait for an appointment	2	2	N/A	88.2%	87.9%	87.7%

* This is based on patients treated on this contract for their most recent course of treatment. Figures in italics indicate the base number of FP17s or Patient Questionnaire responses are less than 100. N/A is shown where the base number of responses is less than 10 during the period. % is calculated as Quantity/Base number*100

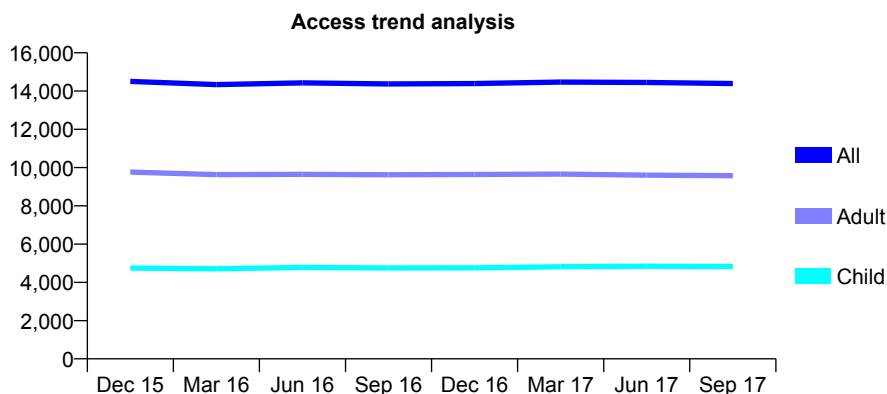
Q64 - Vital Signs At a Glance Contract Report for 936944/0001 - September 2017

Name or company name	MRS S IRAVANI
Contract type name	GDS Contract
Purpose of contract	General
Contract start date	01/04/2006
Contract end date	

17/18 Contracted general activity (UDA)	37,752
Carry forward general activity (UDA)	158
17/18 Contracted orthodontic activity (UOA)	0
Carry forward orthodontic activity (UOA)	0
Baseline contract value	£1,050,554.99

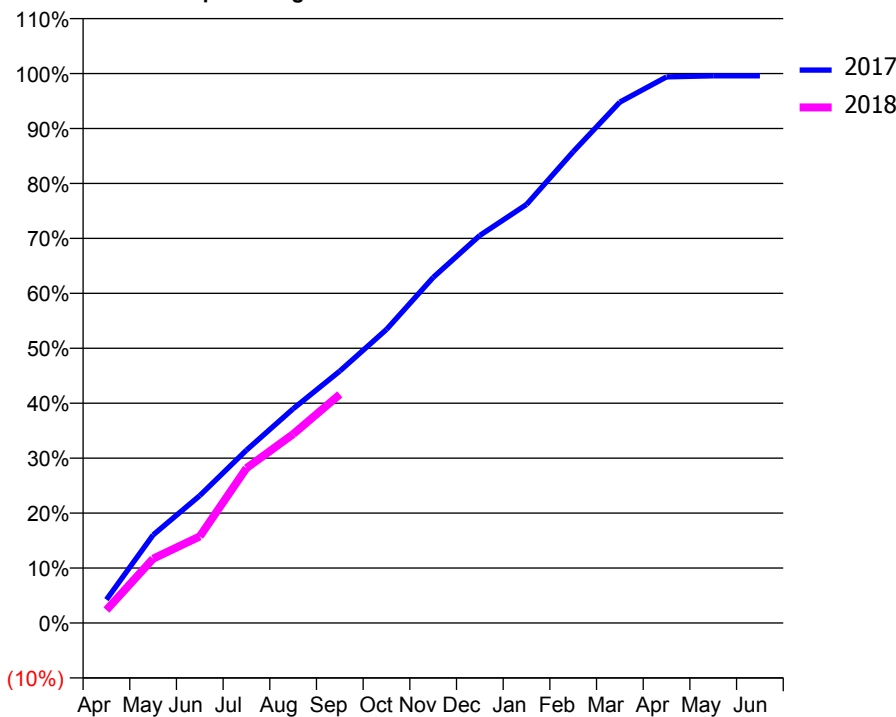
ACCESS*

Patients seen in 24 months	Total	Change since previous quarter
Quarter ending September 2016	14,371	
Quarter ending December 2016	14,395	→
Quarter ending March 2017	14,472	→
Quarter ending June 2017	14,446	→
Quarter ending September 2017	14,396	→
Variance since September 2016	0.2%	→



ACTIVITY

Cumulative percentage of contracted UDA delivered 2017 & 2018



Adjusted Scheduled Activity (UDA)

Month	2017	2018
April	1,605	890
May	6,047	4,420
June	8,750	5,949
July	11,879	10,636
August	14,717	12,977
September	17,311	15,707
October	20,169	
November	23,739	
December	26,625	
January	28,751	
February	32,382	
March	35,790	
April	37,517	
May	37,591	
June	37,594	

QUALITY

	Quantity	Base Number	Contract	AT	Region	England
% of FP17s for the same patient ID Re-attending within 3 months - Children	270	3,633	7.4%	9.1%	11.4%	11.9%
% of FP17s for the same patient ID Re-attending within 3 months - Adults	850	6,938	12.3%	13.4%	15.7%	15.9%
% of FP17s for the same patient ID Re-attending between 3 & 9 months - Children	2,402	3,633	66.1%	61.7%	60.6%	58.1%
% of FP17s for the same patient ID Re-attending between 3 & 9 months - Adults	4,439	6,938	64.0%	52.3%	52.0%	50.6%
% of FP17s for Band 1 Urgent Courses	697	9,660	7.2%	8.1%	9.6%	9.1%
% of FP17s Relating to Free Repair or Replacements	40	9,660	0.4%	0.7%	0.7%	0.8%
% of FP17s Relating to Continuations	133	9,660	1.4%	1.0%	1.0%	1.1%
% of Patients satisfied with the dentistry they have received	49	50	98.0%	92.1%	91.6%	91.4%
% of Patients satisfied with the time they had to wait for an appointment	49	50	98.0%	88.2%	87.9%	87.7%

* This is based on patients treated on this contract for their most recent course of treatment. Figures in italics indicate the base number of FP17s or Patient Questionnaire responses are less than 100. N/A is shown where the base number of responses is less than 10 during the period. % is calculated as Quantity/Base number*100

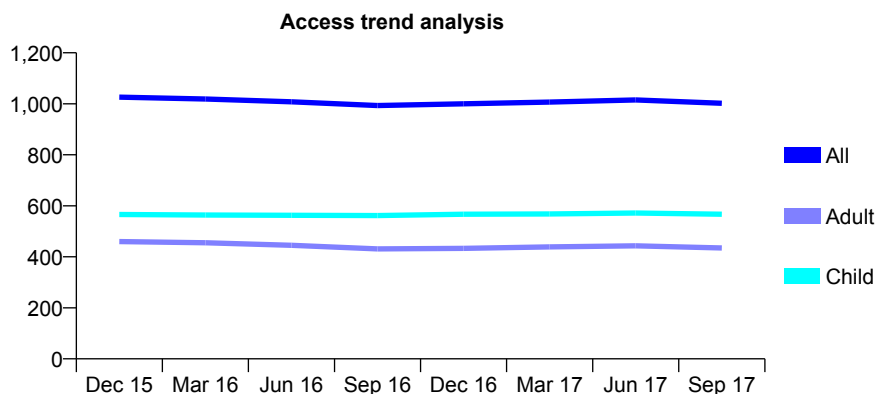
Q64 - Vital Signs At a Glance Contract Report for 944947/0001 - September 2017

Name or company name	MR PA SHOEBRIDGE
Contract type name	GDS Contract
Purpose of contract	General
Contract start date	01/04/2006
Contract end date	

17/18 Contracted general activity (UDA)	2,703
Carry forward general activity (UDA)	31
17/18 Contracted orthodontic activity (UOA)	0
Carry forward orthodontic activity (UOA)	0
Baseline contract value	£60,316.36

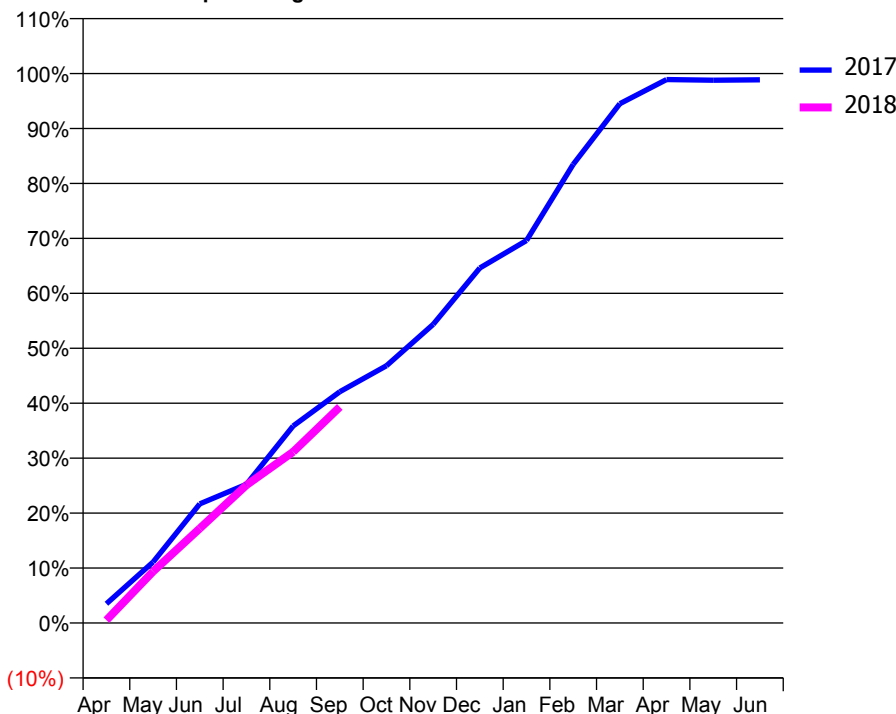
ACCESS*

Patients seen in 24 months	Total	Change since previous quarter
Quarter ending September 2016	993	
Quarter ending December 2016	1,000	→
Quarter ending March 2017	1,007	→
Quarter ending June 2017	1,015	→
Quarter ending September 2017	1,002	↓
Variance since September 2016	0.9%	→



ACTIVITY

Cumulative percentage of contracted UDA delivered 2017 & 2018



Month	Adjusted Scheduled Activity (UDA)	
	2017	2018
April	95	14
May	300	253
June	586	465
July	682	679
August	969	842
September	1,137	1,063
October	1,266	
November	1,469	
December	1,746	
January	1,882	
February	2,256	
March	2,555	
April	2,673	
May	2,670	
June	2,672	

QUALITY

	Quantity	Base Number	Contract	AT	Region	England
% of FP17s for the same patient ID Re-attending within 3 months - Children	61	495	12.3%	9.1%	11.4%	11.9%
% of FP17s for the same patient ID Re-attending within 3 months - Adults	17	216	7.9%	13.4%	15.7%	15.9%
% of FP17s for the same patient ID Re-attending between 3 & 9 months - Children	303	495	61.2%	61.7%	60.6%	58.1%
% of FP17s for the same patient ID Re-attending between 3 & 9 months - Adults	114	216	52.8%	52.3%	52.0%	50.6%
% of FP17s for Band 1 Urgent Courses	20	650	3.1%	8.1%	9.6%	9.1%
% of FP17s Relating to Free Repair or Replacements	0	650	0.0%	0.7%	0.7%	0.8%
% of FP17s Relating to Continuations	2	650	0.3%	1.0%	1.0%	1.1%
% of Patients satisfied with the dentistry they have received	4	4	N/A	92.1%	91.6%	91.4%
% of Patients satisfied with the time they had to wait for an appointment	4	4	N/A	88.2%	87.9%	87.7%

* This is based on patients treated on this contract for their most recent course of treatment. Figures in italics indicate the base number of FP17s or Patient Questionnaire responses are less than 100. N/A is shown where the base number of responses is less than 10 during the period. % is calculated as Quantity/Base number*100

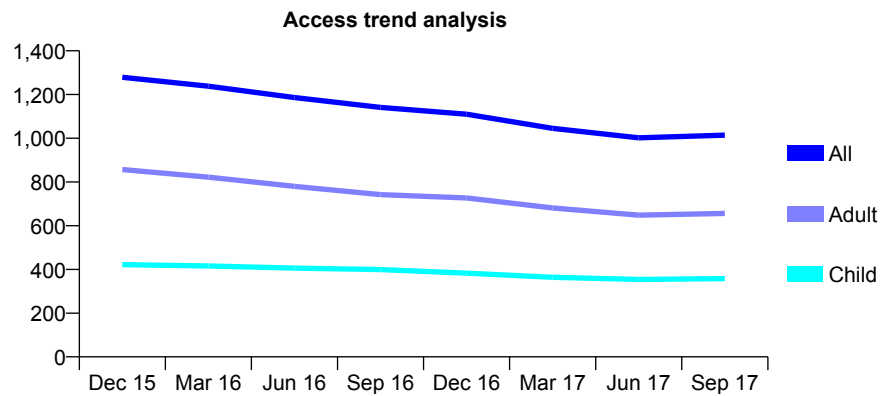
Q64 - Vital Signs At a Glance Contract Report for 963194/0001 - September 2017

Name or company name	MR TO BAALACK
Contract type name	GDS Contract
Purpose of contract	General
Contract start date	22/12/2011
Contract end date	

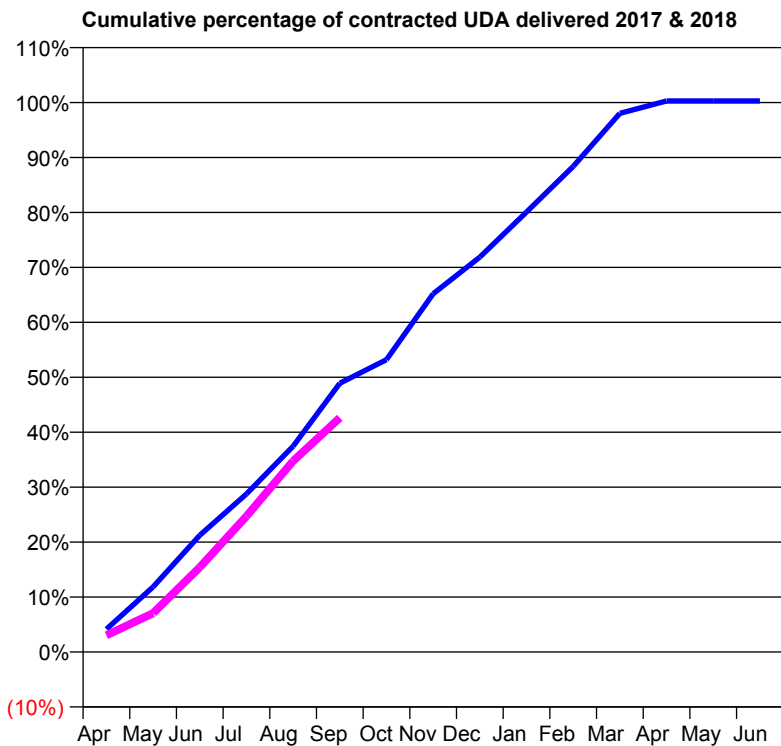
17/18 Contracted general activity (UDA)	3,906
Carry forward general activity (UDA)	-11
17/18 Contracted orthodontic activity (UOA)	0
Carry forward orthodontic activity (UOA)	0
Baseline contract value	£101,314.56

ACCESS*

Patients seen in 24 months	Total	Change since previous quarter
Quarter ending September 2016	1,141	
Quarter ending December 2016	1,110	↓
Quarter ending March 2017	1,045	↓
Quarter ending June 2017	1,002	↓
Quarter ending September 2017	1,014	→
Variance since September 2016	(11.1%)	↓



ACTIVITY



Month	Adjusted Scheduled Activity (UDA)	
	2017	2018
April	163	119
May	463	277
June	830	603
July	1,124	965
August	1,463	1,358
September	1,910	1,665
October	2,078	
November	2,546	
December	2,807	
January	3,127	
February	3,451	
March	3,829	
April	3,917	
May	3,917	
June	3,917	

QUALITY

	Quantity	Base Number	Contract	AT	Region	England
% of FP17s for the same patient ID Re-attending within 3 months - Children	11	269	4.1%	9.1%	11.4%	11.9%
% of FP17s for the same patient ID Re-attending within 3 months - Adults	83	471	17.6%	13.4%	15.7%	15.9%
% of FP17s for the same patient ID Re-attending between 3 & 9 months - Children	204	269	75.8%	61.7%	60.6%	58.1%
% of FP17s for the same patient ID Re-attending between 3 & 9 months - Adults	278	471	59.0%	52.3%	52.0%	50.6%
% of FP17s for Band 1 Urgent Courses	55	691	8.0%	8.1%	9.6%	9.1%
% of FP17s Relating to Free Repair or Replacements	1	691	0.1%	0.7%	0.7%	0.8%
% of FP17s Relating to Continuations	0	691	0.0%	1.0%	1.0%	1.1%
% of Patients satisfied with the dentistry they have received	3	3	N/A	92.1%	91.6%	91.4%
% of Patients satisfied with the time they had to wait for an appointment	3	3	N/A	88.2%	87.9%	87.7%

* This is based on patients treated on this contract for their most recent course of treatment. Figures in italics indicate the base number of FP17s or Patient Questionnaire responses are less than 100. N/A is shown where the base number of responses is less than 10 during the period. % is calculated as Quantity/Base number*100

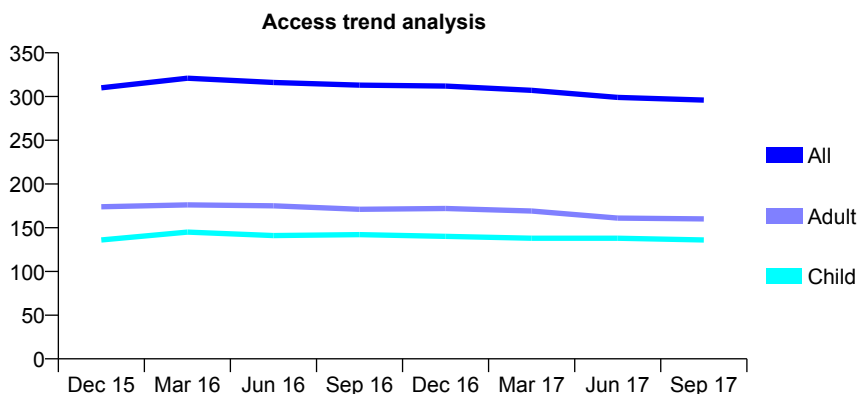
Q64 - Vital Signs At a Glance Contract Report for 982733/0001 - September 2017

Name or company name	MR SL PIMM
Contract type name	GDS Contract
Purpose of contract	General
Contract start date	01/04/2006
Contract end date	

17/18 Contracted general activity (UDA)	870
Carry forward general activity (UDA)	0
17/18 Contracted orthodontic activity (UOA)	0
Carry forward orthodontic activity (UOA)	0
Baseline contract value	£20,167.97

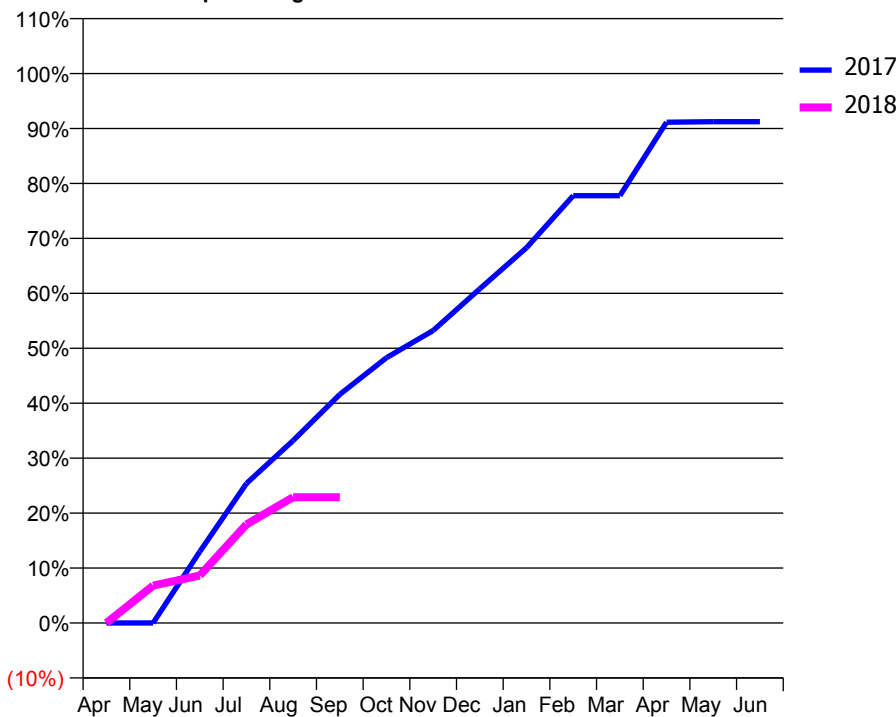
ACCESS*

Patients seen in 24 months	Total	Change since previous quarter
Quarter ending September 2016	313	
Quarter ending December 2016	312	→
Quarter ending March 2017	307	↓
Quarter ending June 2017	299	↓
Quarter ending September 2017	296	↓
Variance since September 2016	(5.4%)	↓



ACTIVITY

Cumulative percentage of contracted UDA delivered 2017 & 2018



Month	Adjusted Scheduled Activity (UDA)	
	2017	2018
April	0	0
May	0	59
June	113	75
July	221	156
August	289	199
September	362	199
October	420	
November	463	
December	529	
January	594	
February	677	
March	677	
April	793	
May	794	
June	794	

QUALITY

	Quantity	Base Number	Contract	AT	Region	England
% of FP17s for the same patient ID Re-attending within 3 months - Children	3	101	3.0%	9.1%	11.4%	11.9%
% of FP17s for the same patient ID Re-attending within 3 months - Adults	5	80	6.3%	13.4%	15.7%	15.9%
% of FP17s for the same patient ID Re-attending between 3 & 9 months - Children	72	101	71.3%	61.7%	60.6%	58.1%
% of FP17s for the same patient ID Re-attending between 3 & 9 months - Adults	53	80	66.3%	52.3%	52.0%	50.6%
% of FP17s for Band 1 Urgent Courses	1	141	0.7%	8.1%	9.6%	9.1%
% of FP17s Relating to Free Repair or Replacements	0	141	0.0%	0.7%	0.7%	0.8%
% of FP17s Relating to Continuations	0	141	0.0%	1.0%	1.0%	1.1%
% of Patients satisfied with the dentistry they have received	0	0	N/A	92.1%	91.6%	91.4%
% of Patients satisfied with the time they had to wait for an appointment	0	0	N/A	88.2%	87.9%	87.7%

* This is based on patients treated on this contract for their most recent course of treatment. Figures in italics indicate the base number of FP17s or Patient Questionnaire responses are less than 100. N/A is shown where the base number of responses is less than 10 during the period. % is calculated as Quantity/Base number*100

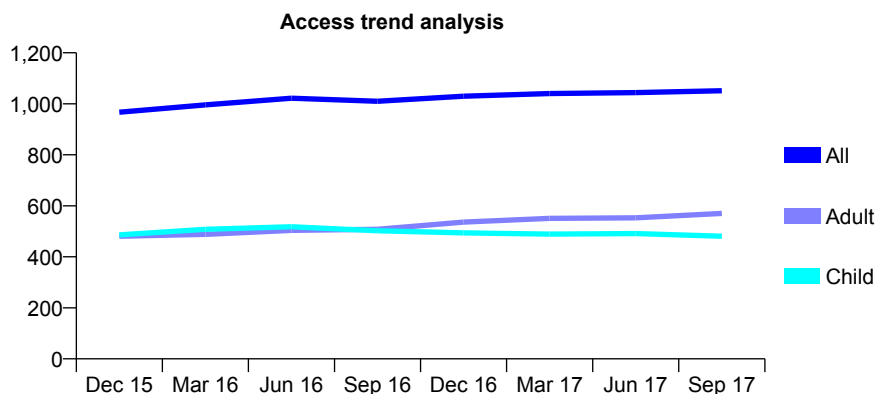
Q64 - Vital Signs At a Glance Contract Report for 989746/0002 - September 2017

Name or company name	MR JJ WATKINS
Contract type name	GDS Contract
Purpose of contract	General
Contract start date	16/12/2007
Contract end date	

17/18 Contracted general activity (UDA)	3,000
Carry forward general activity (UDA)	-60
17/18 Contracted orthodontic activity (UOA)	0
Carry forward orthodontic activity (UOA)	0
Baseline contract value	£64,239.78

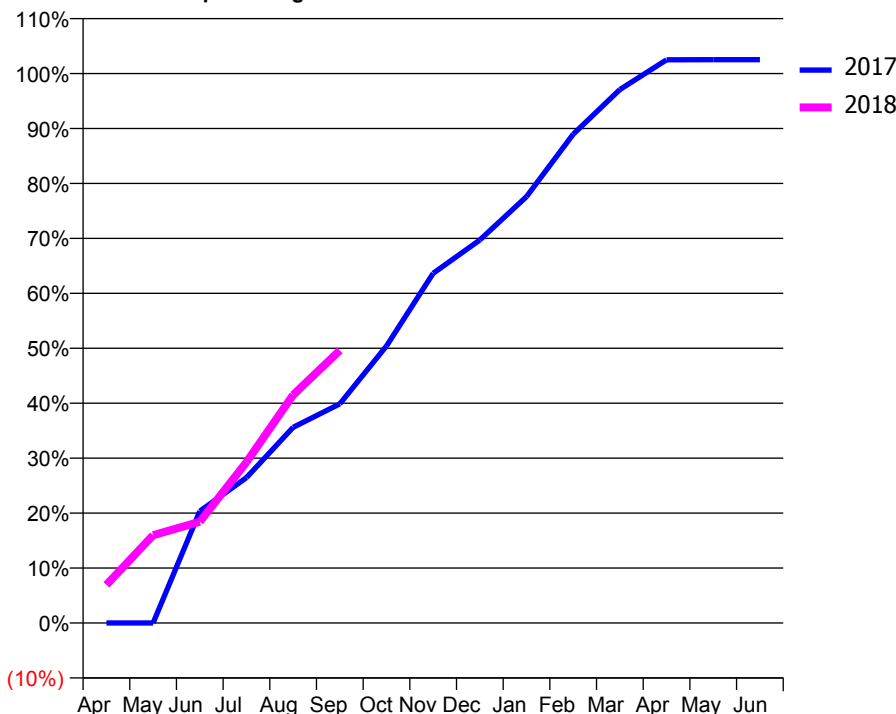
ACCESS*

Patients seen in 24 months	Total	Change since previous quarter
Quarter ending September 2016	1,010	
Quarter ending December 2016	1,030	→
Quarter ending March 2017	1,040	→
Quarter ending June 2017	1,044	→
Quarter ending September 2017	1,051	→
Variance since September 2016	4.1%	↑



ACTIVITY

Cumulative percentage of contracted UDA delivered 2017 & 2018



Adjusted Scheduled Activity (UDA)

Month	2017	2018
April	0	208
May	0	480
June	610	553
July	794	878
August	1,069	1,245
September	1,196	1,489
October	1,512	
November	1,909	
December	2,091	
January	2,328	
February	2,668	
March	2,913	
April	3,075	
May	3,076	
June	3,076	

QUALITY

	Quantity	Base Number	Contract	AT	Region	England
% of FP17s for the same patient ID Re-attending within 3 months - Children	23	358	6.4%	9.1%	11.4%	11.9%
% of FP17s for the same patient ID Re-attending within 3 months - Adults	130	464	28.0%	13.4%	15.7%	15.9%
% of FP17s for the same patient ID Re-attending between 3 & 9 months - Children	222	358	62.0%	61.7%	60.6%	58.1%
% of FP17s for the same patient ID Re-attending between 3 & 9 months - Adults	226	464	48.7%	52.3%	52.0%	50.6%
% of FP17s for Band 1 Urgent Courses	32	745	4.3%	8.1%	9.6%	9.1%
% of FP17s Relating to Free Repair or Replacements	0	745	0.0%	0.7%	0.7%	0.8%
% of FP17s Relating to Continuations	0	745	0.0%	1.0%	1.0%	1.1%
% of Patients satisfied with the dentistry they have received	2	2	N/A	92.1%	91.6%	91.4%
% of Patients satisfied with the time they had to wait for an appointment	2	2	N/A	88.2%	87.9%	87.7%

* This is based on patients treated on this contract for their most recent course of treatment. Figures in italics indicate the base number of FP17s or Patient Questionnaire responses are less than 100. N/A is shown where the base number of responses is less than 10 during the period. % is calculated as Quantity/Base number*100

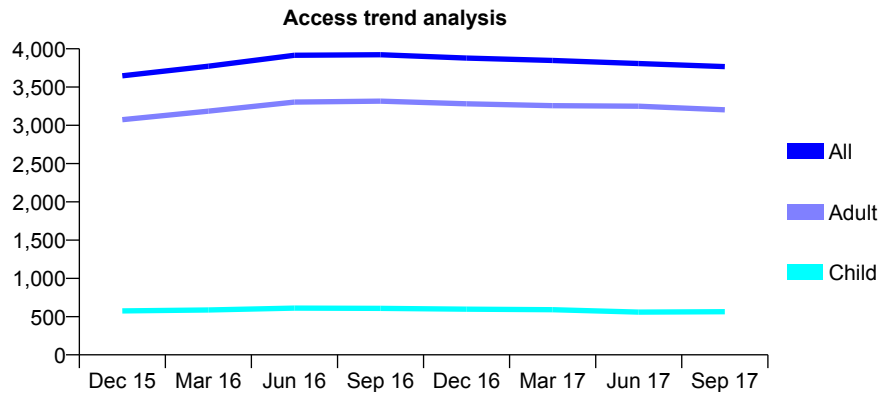
Q64 - Vital Signs At a Glance Contract Report for 995290/0001 - September 2017

Name or company name	MRS O SIVOVA PENEVA
Contract type name	GDS Contract
Purpose of contract	General
Contract start date	01/08/2014
Contract end date	

17/18 Contracted general activity (UDA)	13,403
Carry forward general activity (UDA)	456
17/18 Contracted orthodontic activity (UOA)	0
Carry forward orthodontic activity (UOA)	0
Baseline contract value	£343,252.18

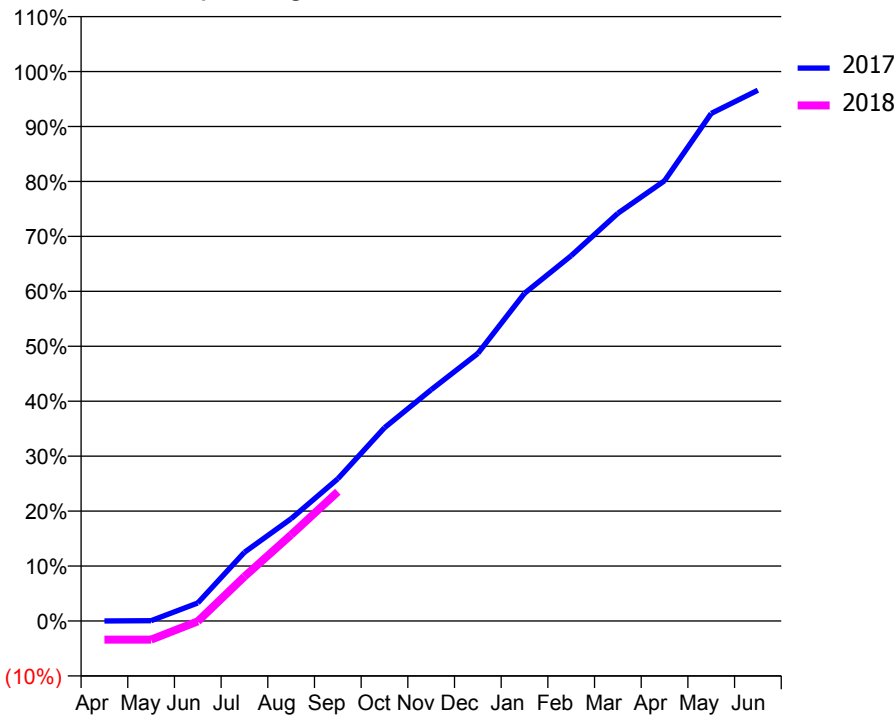
ACCESS*

Patients seen in 24 months	Total	Change since previous quarter
Quarter ending September 2016	3,923	
Quarter ending December 2016	3,878	↓
Quarter ending March 2017	3,847	→
Quarter ending June 2017	3,808	↓
Quarter ending September 2017	3,767	↓
Variance since September 2016	(4.0%)	↓



ACTIVITY

Cumulative percentage of contracted UDA delivered 2017 & 2018



Month	Adjusted Scheduled Activity (UDA)	
	2017	2018
April	0	-456
May	7	-456
June	441	-13
July	1,678	1,084
August	2,497	2,102
September	3,470	3,153
October	4,716	
November	5,643	
December	6,525	
January	7,993	
February	8,911	
March	9,945	
April	10,738	
May	12,381	
June	12,947	

QUALITY

	Quantity	Base Number	Contract	AT	Region	England
% of FP17s for the same patient ID Re-attending within 3 months - Children	38	449	8.5%	9.1%	11.4%	11.9%
% of FP17s for the same patient ID Re-attending within 3 months - Adults	350	2,647	13.2%	13.4%	15.7%	15.9%
% of FP17s for the same patient ID Re-attending between 3 & 9 months - Children	271	449	60.4%	61.7%	60.6%	58.1%
% of FP17s for the same patient ID Re-attending between 3 & 9 months - Adults	1,732	2,647	65.4%	52.3%	52.0%	50.6%
% of FP17s for Band 1 Urgent Courses	80	1,928	4.1%	8.1%	9.6%	9.1%
% of FP17s Relating to Free Repair or Replacements	15	1,928	0.8%	0.7%	0.7%	0.8%
% of FP17s Relating to Continuations	10	1,928	0.5%	1.0%	1.0%	1.1%
% of Patients satisfied with the dentistry they have received	14	16	87.5%	92.1%	91.6%	91.4%
% of Patients satisfied with the time they had to wait for an appointment	14	16	87.5%	88.2%	87.9%	87.7%

* This is based on patients treated on this contract for their most recent course of treatment. Figures in italics indicate the base number of FP17s or Patient Questionnaire responses are less than 100. N/A is shown where the base number of responses is less than 10 during the period. % is calculated as Quantity/Base number*100

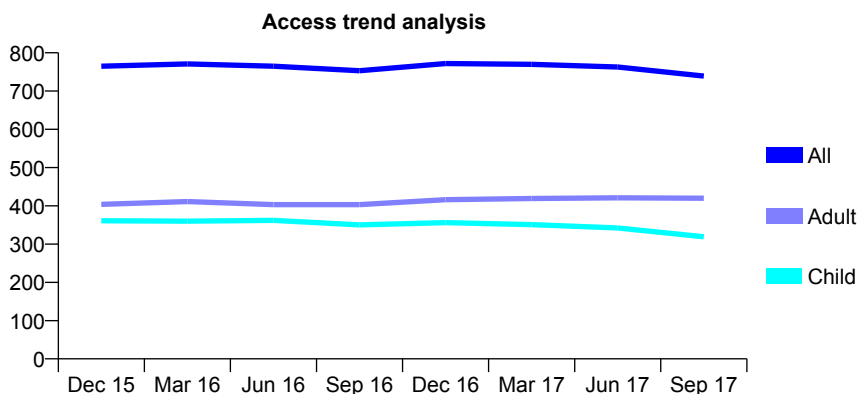
Q64 - Vital Signs At a Glance Contract Report for 997439/0001 - September 2017

Name or company name	Charlton Road Dental Surgery
Contract type name	GDS Contract
Purpose of contract	General
Contract start date	01/04/2006
Contract end date	

17/18 Contracted general activity (UDA)	2,200
Carry forward general activity (UDA)	-44
17/18 Contracted orthodontic activity (UOA)	0
Carry forward orthodontic activity (UOA)	0
Baseline contract value	£47,109.16

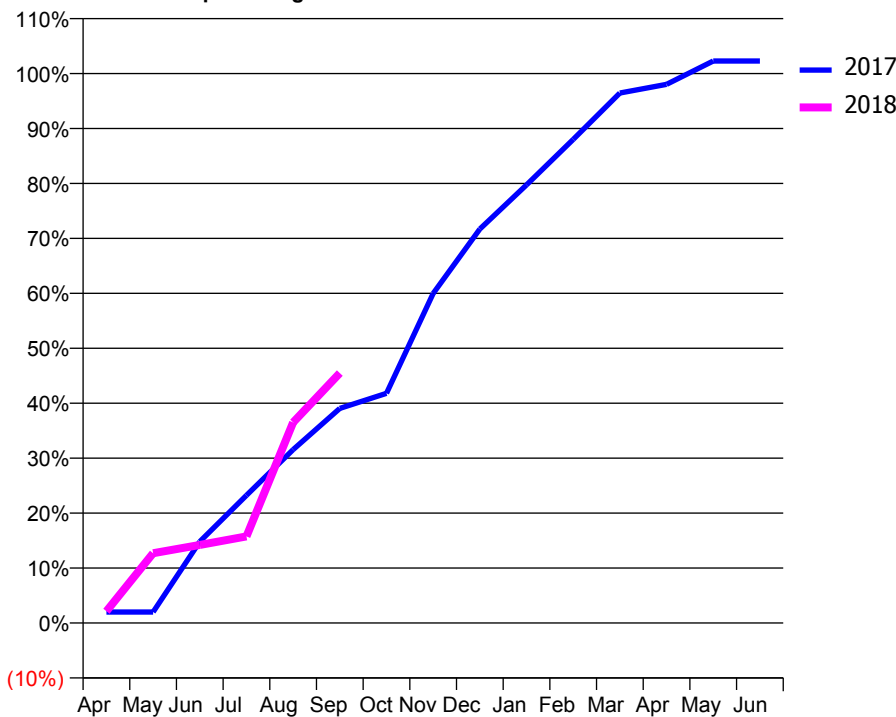
ACCESS*

Patients seen in 24 months	Total	Change since previous quarter
Quarter ending September 2016	753	
Quarter ending December 2016	772	↑
Quarter ending March 2017	770	→
Quarter ending June 2017	763	→
Quarter ending September 2017	739	↓
Variance since September 2016	(1.9%)	↓



ACTIVITY

Cumulative percentage of contracted UDA delivered 2017 & 2018



Month	Adjusted Scheduled Activity (UDA)	
	2017	2018
April	44	47
May	44	280
June	326	313
July	511	347
August	694	803
September	859	1,001
October	919	
November	1,319	
December	1,577	
January	1,754	
February	1,936	
March	2,122	
April	2,157	
May	2,250	
June	2,250	

QUALITY

	Quantity	Base Number	Contract	AT	Region	England
% of FP17s for the same patient ID Re-attending within 3 months - Children	36	309	11.7%	9.1%	11.4%	11.9%
% of FP17s for the same patient ID Re-attending within 3 months - Adults	41	253	16.2%	13.4%	15.7%	15.9%
% of FP17s for the same patient ID Re-attending between 3 & 9 months - Children	219	309	70.9%	61.7%	60.6%	58.1%
% of FP17s for the same patient ID Re-attending between 3 & 9 months - Adults	151	253	59.7%	52.3%	52.0%	50.6%
% of FP17s for Band 1 Urgent Courses	27	503	5.4%	8.1%	9.6%	9.1%
% of FP17s Relating to Free Repair or Replacements	3	503	0.6%	0.7%	0.7%	0.8%
% of FP17s Relating to Continuations	0	503	0.0%	1.0%	1.0%	1.1%
% of Patients satisfied with the dentistry they have received	1	1	N/A	92.1%	91.6%	91.4%
% of Patients satisfied with the time they had to wait for an appointment	1	1	N/A	88.2%	87.9%	87.7%

* This is based on patients treated on this contract for their most recent course of treatment. Figures in italics indicate the base number of FP17s or Patient Questionnaire responses are less than 100. N/A is shown where the base number of responses is less than 10 during the period. % is calculated as Quantity/Base number*100

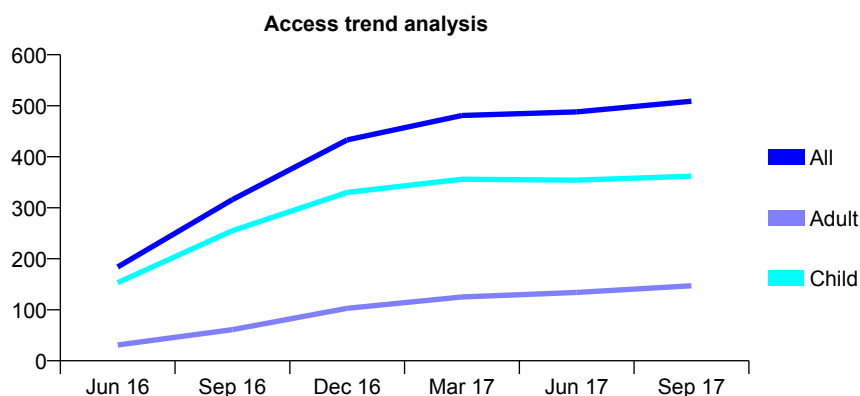
Q65 - Vital Signs At a Glance Contract Report for 100026/0000 - September 2017

Name or company name	Family Dental Practice
Contract type name	GDS Contract
Purpose of contract	General
Contract start date	01/02/2016
Contract end date	

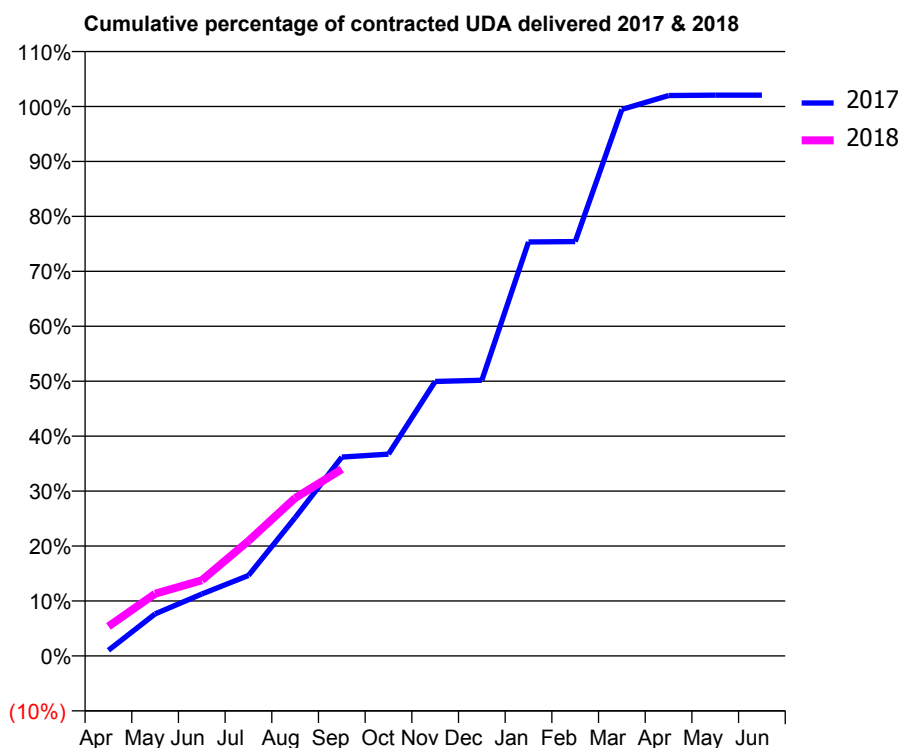
17/18 Contracted general activity (UDA)	1,859
Carry forward general activity (UDA)	-27
17/18 Contracted orthodontic activity (UOA)	0
Carry forward orthodontic activity (UOA)	0
Baseline contract value	£48,063.48

ACCESS*

Patients seen in 24 months	Total	Change since previous quarter
Quarter ending September 2016	316	
Quarter ending December 2016	433	↑
Quarter ending March 2017	481	↑
Quarter ending June 2017	488	→
Quarter ending September 2017	509	↑
Variance since September 2016	61.1%	↑



ACTIVITY



Month	Adjusted Scheduled Activity (UDA)	
	2017	2018
April	14	100
May	104	210
June	153	256
July	199	389
August	342	534
September	492	632
October	499	
November	679	
December	682	
January	1,024	
February	1,025	
March	1,352	
April	1,386	
May	1,387	
June	1,387	

QUALITY

	Quantity	Base Number	Contract	AT	Region	England
% of FP17s for the same patient ID Re-attending within 3 months - Children	40	337	11.9%	9.6%	11.4%	11.9%
% of FP17s for the same patient ID Re-attending within 3 months - Adults	8	72	11.1%	14.2%	15.7%	15.9%
% of FP17s for the same patient ID Re-attending between 3 & 9 months - Children	255	337	75.7%	61.6%	60.6%	58.1%
% of FP17s for the same patient ID Re-attending between 3 & 9 months - Adults	35	72	48.6%	52.4%	52.0%	50.6%
% of FP17s for Band 1 Urgent Courses	8	392	2.0%	8.1%	9.6%	9.1%
% of FP17s Relating to Free Repair or Replacements	0	392	0.0%	0.8%	0.7%	0.8%
% of FP17s Relating to Continuations	0	392	0.0%	1.2%	1.0%	1.1%
% of Patients satisfied with the dentistry they have received	1	1	N/A	92.1%	91.6%	91.4%
% of Patients satisfied with the time they had to wait for an appointment	1	1	N/A	88.8%	87.9%	87.7%

* This is based on patients treated on this contract for their most recent course of treatment. Figures in italics indicate the base number of FP17s or Patient Questionnaire responses are less than 100. N/A is shown where the base number of responses is less than 10 during the period. % is calculated as Quantity/Base number*100

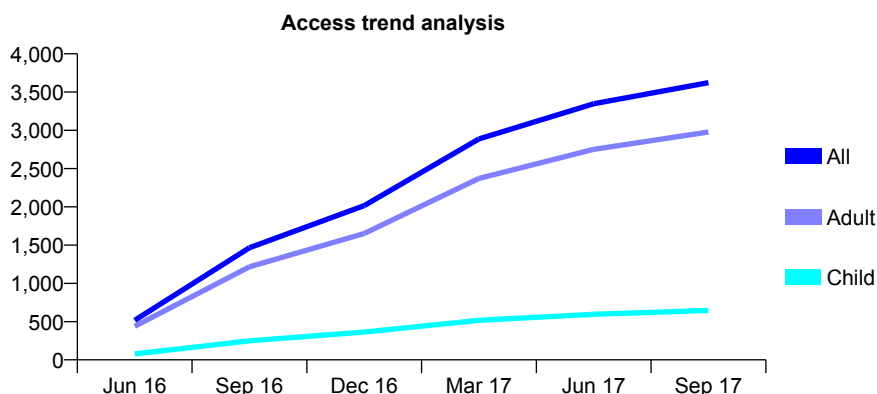
Q65 - Vital Signs At a Glance Contract Report for 100027/0000 - September 2017

Name or company name	Lympsham Dental Partnership
Contract type name	GDS Contract
Purpose of contract	General
Contract start date	01/02/2016
Contract end date	

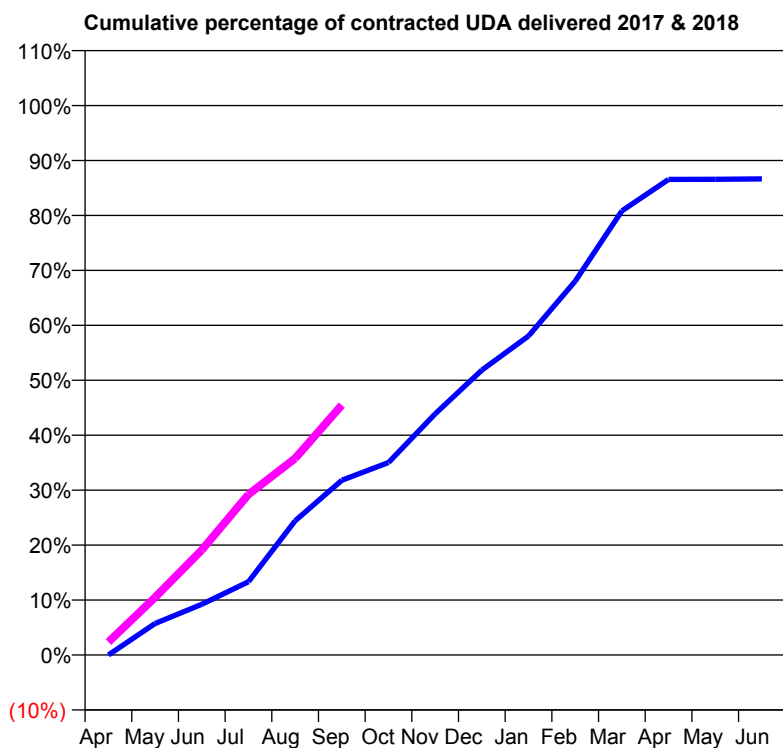
17/18 Contracted general activity (UDA)	13,238
Carry forward general activity (UDA)	0
17/18 Contracted orthodontic activity (UOA)	0
Carry forward orthodontic activity (UOA)	0
Baseline contract value	£307,820.54

ACCESS*

Patients seen in 24 months	Total	Change since previous quarter
Quarter ending September 2016	1,465	
Quarter ending December 2016	2,015	↑
Quarter ending March 2017	2,887	↑
Quarter ending June 2017	3,348	↑
Quarter ending September 2017	3,623	↑
Variance since September 2016	147.3%	↑



ACTIVITY



Month	Adjusted Scheduled Activity (UDA)	
	2017	2018
April	0	315
May	760	1,388
June	1,223	2,530
July	1,766	3,870
August	3,233	4,738
September	4,210	6,022
October	4,636	
November	5,808	
December	6,864	
January	7,687	
February	9,005	
March	10,699	
April	11,457	
May	11,462	
June	11,470	

QUALITY

	Quantity	Base Number	Contract	AT	Region	England
% of FP17s for the same patient ID Re-attending within 3 months - Children	36	541	6.7%	9.6%	11.4%	11.9%
% of FP17s for the same patient ID Re-attending within 3 months - Adults	226	2,367	9.5%	14.2%	15.7%	15.9%
% of FP17s for the same patient ID Re-attending between 3 & 9 months - Children	252	541	46.6%	61.6%	60.6%	58.1%
% of FP17s for the same patient ID Re-attending between 3 & 9 months - Adults	1,001	2,367	42.3%	52.4%	52.0%	50.6%
% of FP17s for Band 1 Urgent Courses	192	2,640	7.3%	8.1%	9.6%	9.1%
% of FP17s Relating to Free Repair or Replacements	10	2,640	0.4%	0.8%	0.7%	0.8%
% of FP17s Relating to Continuations	9	2,640	0.3%	1.2%	1.0%	1.1%
% of Patients satisfied with the dentistry they have received	14	14	100.0%	92.1%	91.6%	91.4%
% of Patients satisfied with the time they had to wait for an appointment	14	14	100.0%	88.8%	87.9%	87.7%

* This is based on patients treated on this contract for their most recent course of treatment. Figures in italics indicate the base number of FP17s or Patient Questionnaire responses are less than 100. N/A is shown where the base number of responses is less than 10 during the period. % is calculated as Quantity/Base number*100

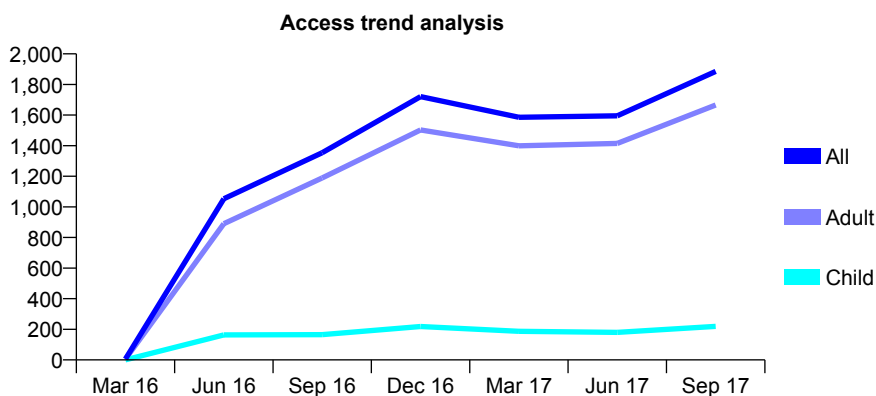
Q65 - Vital Signs At a Glance Contract Report for 100030/0000 - September 2017

Name or company name	Burnham House Dental Partnership
Contract type name	GDS Contract
Purpose of contract	General
Contract start date	01/02/2016
Contract end date	

17/18 Contracted general activity (UDA)	8,740
Carry forward general activity (UDA)	0
17/18 Contracted orthodontic activity (UOA)	0
Carry forward orthodontic activity (UOA)	0
Baseline contract value	£165,865.41

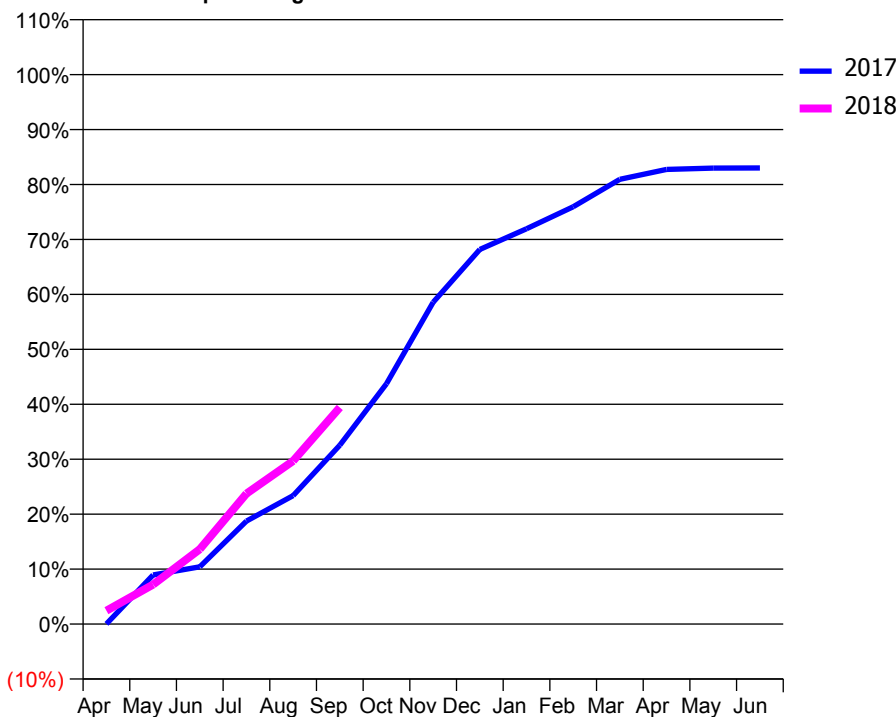
ACCESS*

Patients seen in 24 months	Total	Change since previous quarter
Quarter ending September 2016	1,354	
Quarter ending December 2016	1,721	↑
Quarter ending March 2017	1,586	↓
Quarter ending June 2017	1,595	→
Quarter ending September 2017	1,885	↑
Variance since September 2016	39.2%	↑



ACTIVITY

Cumulative percentage of contracted UDA delivered 2017 & 2018



Month	Adjusted Scheduled Activity (UDA)	
	2017	2018
April	2	213
May	603	628
June	703	1,192
July	1,264	2,076
August	1,575	2,596
September	2,194	3,445
October	2,949	
November	3,948	
December	4,596	
January	4,848	
February	5,119	
March	5,456	
April	5,577	
May	5,592	
June	5,594	

QUALITY

	Quantity	Base Number	Contract	AT	Region	England
% of FP17s for the same patient ID Re-attending within 3 months - Children	12	165	7.3%	9.6%	11.4%	11.9%
% of FP17s for the same patient ID Re-attending within 3 months - Adults	165	1,341	12.3%	14.2%	15.7%	15.9%
% of FP17s for the same patient ID Re-attending between 3 & 9 months - Children	38	165	23.0%	61.6%	60.6%	58.1%
% of FP17s for the same patient ID Re-attending between 3 & 9 months - Adults	439	1,341	32.7%	52.4%	52.0%	50.6%
% of FP17s for Band 1 Urgent Courses	92	1,432	6.4%	8.1%	9.6%	9.1%
% of FP17s Relating to Free Repair or Replacements	30	1,432	2.1%	0.8%	0.7%	0.8%
% of FP17s Relating to Continuations	21	1,432	1.5%	1.2%	1.0%	1.1%
% of Patients satisfied with the dentistry they have received	5	5	N/A	92.1%	91.6%	91.4%
% of Patients satisfied with the time they had to wait for an appointment	4	5	N/A	88.8%	87.9%	87.7%

* This is based on patients treated on this contract for their most recent course of treatment. Figures in italics indicate the base number of FP17s or Patient Questionnaire responses are less than 100. N/A is shown where the base number of responses is less than 10 during the period. % is calculated as Quantity/Base number*100

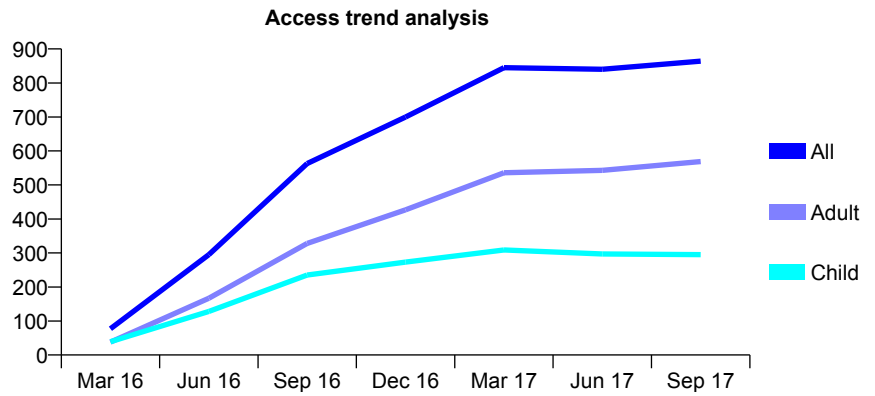
Q65 - Vital Signs At a Glance Contract Report for 100031/0000 - September 2017

Name or company name	Mr RK Hughes
Contract type name	GDS Contract
Purpose of contract	General
Contract start date	10/03/2016
Contract end date	

17/18 Contracted general activity (UDA)	2,268
Carry forward general activity (UDA)	-44
17/18 Contracted orthodontic activity (UOA)	0
Carry forward orthodontic activity (UOA)	0
Baseline contract value	£53,368.82

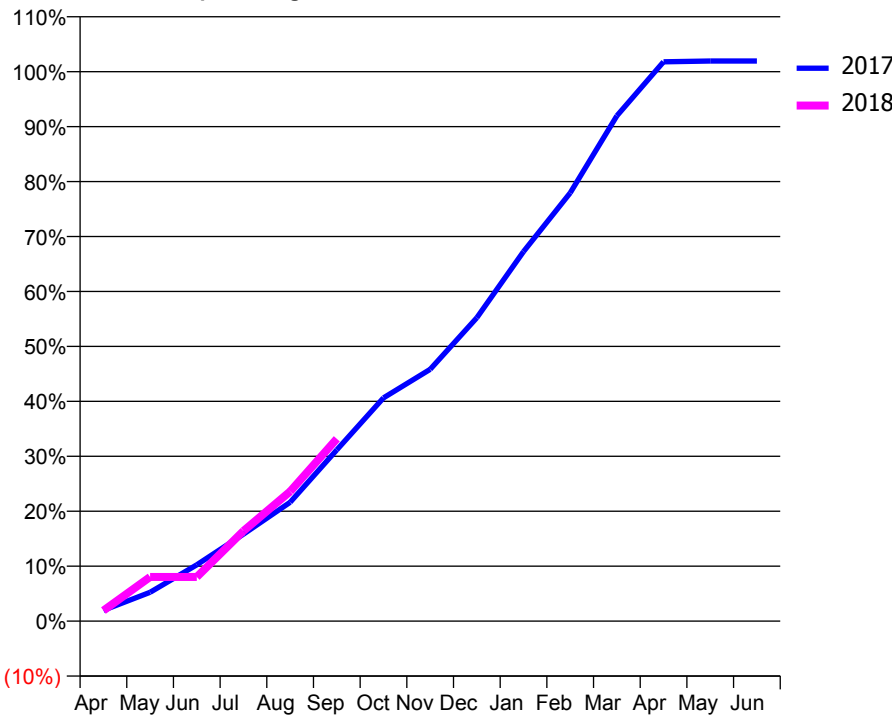
ACCESS*

Patients seen in 24 months	Total	Change since previous quarter
Quarter ending September 2016	563	
Quarter ending December 2016	700	↑
Quarter ending March 2017	845	↑
Quarter ending June 2017	840	→
Quarter ending September 2017	864	↑
Variance since September 2016	53.5%	↑



ACTIVITY

Cumulative percentage of contracted UDA delivered 2017 & 2018



Month	Adjusted Scheduled Activity (UDA)	
	2017	2018
April	45	44
May	119	183
June	233	183
July	359	372
August	491	535
September	707	753
October	921	
November	1,040	
December	1,253	
January	1,525	
February	1,768	
March	2,086	
April	2,309	
May	2,312	
June	2,312	

QUALITY

	Quantity	Base Number	Contract	AT	Region	England
% of FP17s for the same patient ID Re-attending within 3 months - Children	8	245	3.3%	9.6%	11.4%	11.9%
% of FP17s for the same patient ID Re-attending within 3 months - Adults	59	404	14.6%	14.2%	15.7%	15.9%
% of FP17s for the same patient ID Re-attending between 3 & 9 months - Children	181	245	73.9%	61.6%	60.6%	58.1%
% of FP17s for the same patient ID Re-attending between 3 & 9 months - Adults	239	404	59.2%	52.4%	52.0%	50.6%
% of FP17s for Band 1 Urgent Courses	58	536	10.8%	8.1%	9.6%	9.1%
% of FP17s Relating to Free Repair or Replacements	2	536	0.4%	0.8%	0.7%	0.8%
% of FP17s Relating to Continuations	1	536	0.2%	1.2%	1.0%	1.1%
% of Patients satisfied with the dentistry they have received	0	0	N/A	92.1%	91.6%	91.4%
% of Patients satisfied with the time they had to wait for an appointment	0	0	N/A	88.8%	87.9%	87.7%

* This is based on patients treated on this contract for their most recent course of treatment. Figures in italics indicate the base number of FP17s or Patient Questionnaire responses are less than 100. N/A is shown where the base number of responses is less than 10 during the period. % is calculated as Quantity/Base number*100

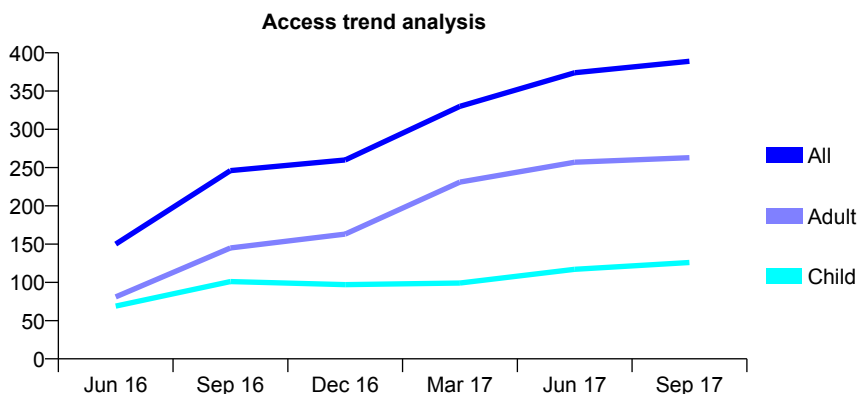
Q65 - Vital Signs At a Glance Contract Report for 100032/0000 - September 2017

Name or company name	Mr RK Hughes
Contract type name	GDS Contract
Purpose of contract	General
Contract start date	10/03/2016
Contract end date	

17/18 Contracted general activity (UDA)	850
Carry forward general activity (UDA)	-10
17/18 Contracted orthodontic activity (UOA)	0
Carry forward orthodontic activity (UOA)	0
Baseline contract value	£17,581.88

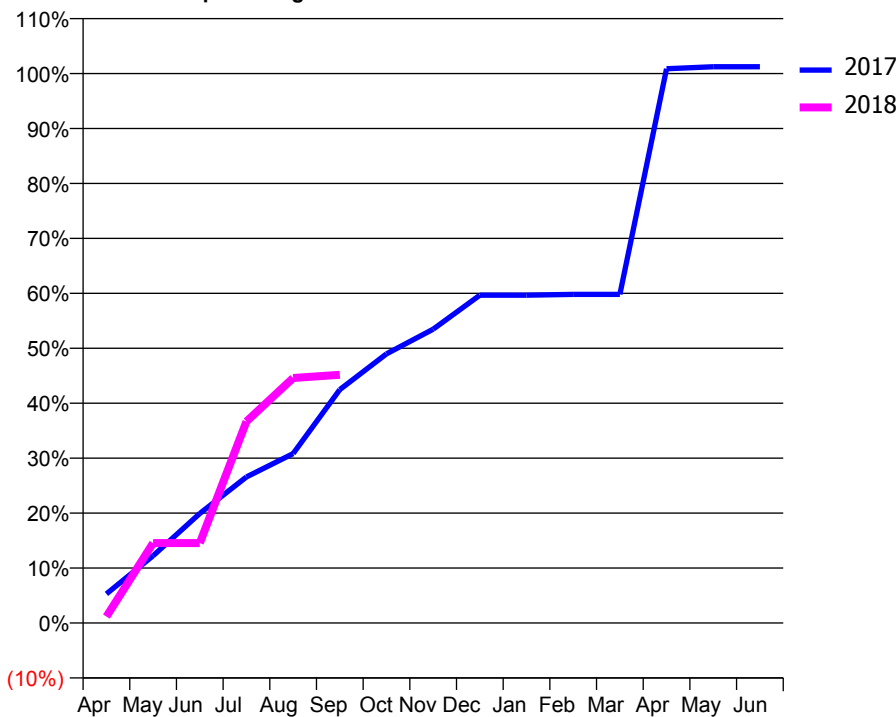
ACCESS*

Patients seen in 24 months	Total	Change since previous quarter
Quarter ending September 2016	246	
Quarter ending December 2016	260	↑
Quarter ending March 2017	330	↑
Quarter ending June 2017	374	↑
Quarter ending September 2017	389	↑
Variance since September 2016	58.1%	↑



ACTIVITY

Cumulative percentage of contracted UDA delivered 2017 & 2018



Month	Adjusted Scheduled Activity (UDA)	
	2017	2018
April	45	10
May	104	124
June	169	124
July	226	312
August	262	379
September	361	384
October	416	
November	455	
December	507	
January	507	
February	508	
March	508	
April	857	
May	860	
June	860	

QUALITY

	Quantity	Base Number	Contract	AT	Region	England
% of FP17s for the same patient ID Re-attending within 3 months - Children	1	129	0.8%	9.6%	11.4%	11.9%
% of FP17s for the same patient ID Re-attending within 3 months - Adults	19	275	6.9%	14.2%	15.7%	15.9%
% of FP17s for the same patient ID Re-attending between 3 & 9 months - Children	41	129	31.8%	61.6%	60.6%	58.1%
% of FP17s for the same patient ID Re-attending between 3 & 9 months - Adults	62	275	22.5%	52.4%	52.0%	50.6%
% of FP17s for Band 1 Urgent Courses	15	245	6.1%	8.1%	9.6%	9.1%
% of FP17s Relating to Free Repair or Replacements	0	245	0.0%	0.8%	0.7%	0.8%
% of FP17s Relating to Continuations	2	245	0.8%	1.2%	1.0%	1.1%
% of Patients satisfied with the dentistry they have received	0	0	N/A	92.1%	91.6%	91.4%
% of Patients satisfied with the time they had to wait for an appointment	0	0	N/A	88.8%	87.9%	87.7%

* This is based on patients treated on this contract for their most recent course of treatment. Figures in italics indicate the base number of FP17s or Patient Questionnaire responses are less than 100. N/A is shown where the base number of responses is less than 10 during the period. % is calculated as Quantity/Base number*100

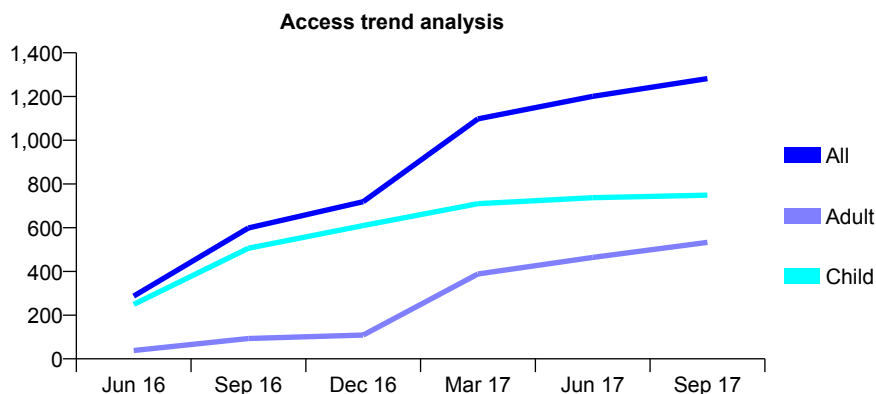
Q65 - Vital Signs At a Glance Contract Report for 100071/0000 - September 2017

Name or company name	Yarde House Partnership
Contract type name	GDS Contract
Purpose of contract	General
Contract start date	24/03/2016
Contract end date	

17/18 Contracted general activity (UDA)	2,600
Carry forward general activity (UDA)	0
17/18 Contracted orthodontic activity (UOA)	0
Carry forward orthodontic activity (UOA)	0
Baseline contract value	£64,399.84

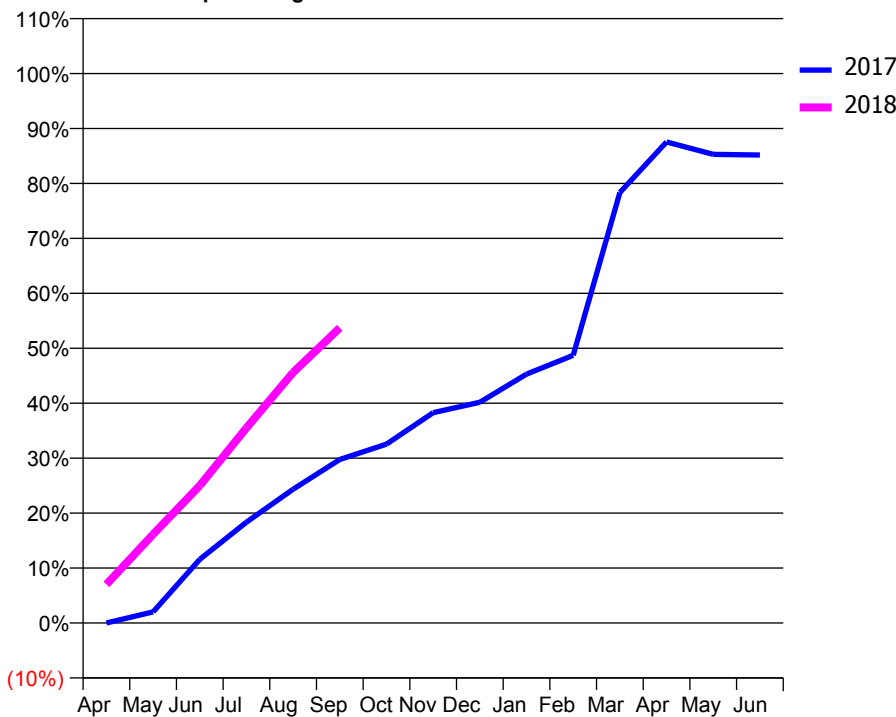
ACCESS*

Patients seen in 24 months	Total	Change since previous quarter
Quarter ending September 2016	599	
Quarter ending December 2016	719	↑
Quarter ending March 2017	1,098	↑
Quarter ending June 2017	1,201	↑
Quarter ending September 2017	1,282	↑
Variance since September 2016	114.0%	↑



ACTIVITY

Cumulative percentage of contracted UDA delivered 2017 & 2018



Month	Adjusted Scheduled Activity (UDA)	
	2017	2018
April	0	183
May	53	420
June	301	650
July	477	924
August	633	1,186
September	774	1,397
October	846	
November	995	
December	1,045	
January	1,178	
February	1,267	
March	2,037	
April	2,276	
May	2,217	
June	2,214	

QUALITY

	Quantity	Base Number	Contract	AT	Region	England
% of FP17s for the same patient ID Re-attending within 3 months - Children	22	631	3.5%	9.6%	11.4%	11.9%
% of FP17s for the same patient ID Re-attending within 3 months - Adults	43	412	10.4%	14.2%	15.7%	15.9%
% of FP17s for the same patient ID Re-attending between 3 & 9 months - Children	347	631	55.0%	61.6%	60.6%	58.1%
% of FP17s for the same patient ID Re-attending between 3 & 9 months - Adults	148	412	35.9%	52.4%	52.0%	50.6%
% of FP17s for Band 1 Urgent Courses	43	911	4.7%	8.1%	9.6%	9.1%
% of FP17s Relating to Free Repair or Replacements	1	911	0.1%	0.8%	0.7%	0.8%
% of FP17s Relating to Continuations	2	911	0.2%	1.2%	1.0%	1.1%
% of Patients satisfied with the dentistry they have received	0	0	N/A	92.1%	91.6%	91.4%
% of Patients satisfied with the time they had to wait for an appointment	0	0	N/A	88.8%	87.9%	87.7%

* This is based on patients treated on this contract for their most recent course of treatment. Figures in italics indicate the base number of FP17s or Patient Questionnaire responses are less than 100. N/A is shown where the base number of responses is less than 10 during the period. % is calculated as Quantity/Base number*100

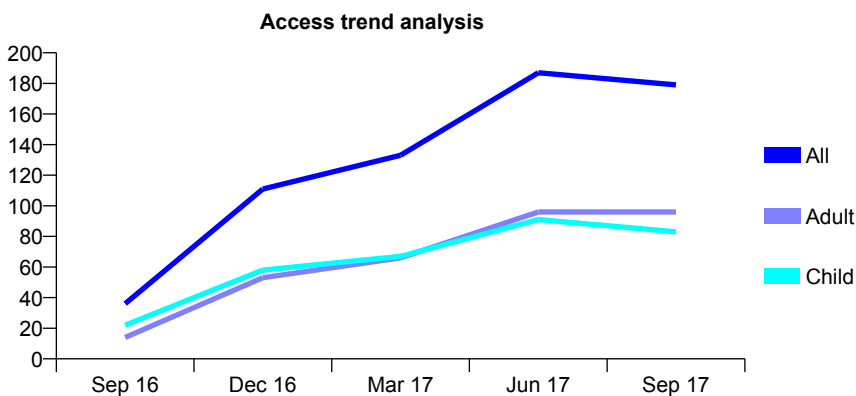
Q65 - Vital Signs At a Glance Contract Report for 100077/0000 - September 2017

Name or company name	Church Road Dental Clinic
Contract type name	GDS Contract
Purpose of contract	General
Contract start date	01/04/2016
Contract end date	

17/18 Contracted general activity (UDA)	660
Carry forward general activity (UDA)	0
17/18 Contracted orthodontic activity (UOA)	0
Carry forward orthodontic activity (UOA)	0
Baseline contract value	£15,475.43

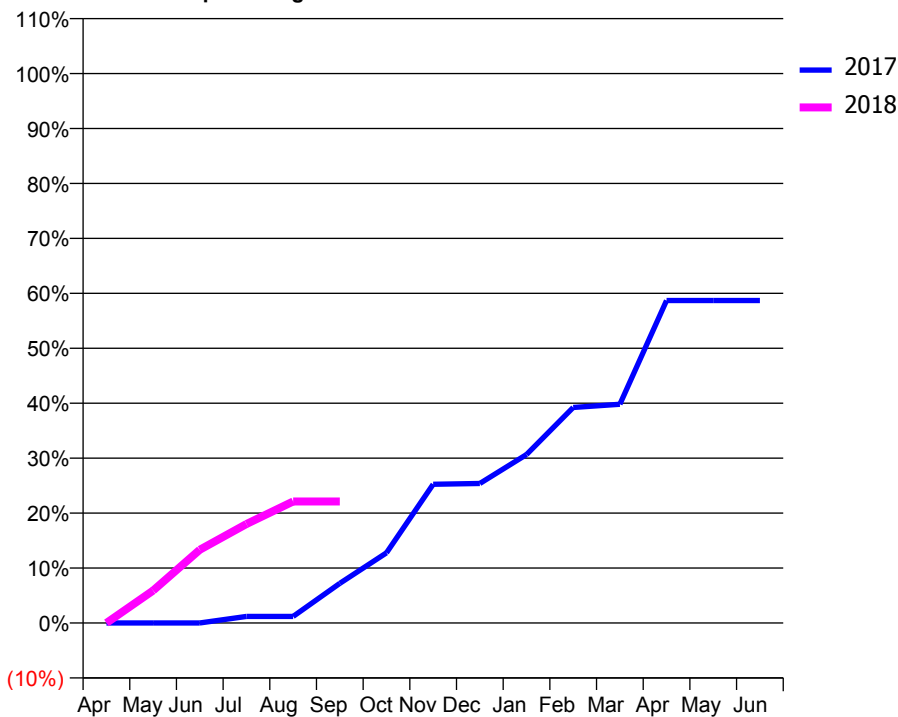
ACCESS*

Patients seen in 24 months	Total	Change since previous quarter
Quarter ending September 2016	36	
Quarter ending December 2016	111	↑
Quarter ending March 2017	133	↑
Quarter ending June 2017	187	↑
Quarter ending September 2017	179	↓
Variance since September 2016	397.2%	↑



ACTIVITY

Cumulative percentage of contracted UDA delivered 2017 & 2018



Adjusted Scheduled Activity (UDA)

Month	2017	2018
April	0	0
May	0	39
June	0	88
July	8	119
August	8	146
September	48	146
October	85	
November	169	
December	170	
January	205	
February	262	
March	266	
April	392	
May	392	
June	392	

QUALITY

	Quantity	Base Number	Contract	AT	Region	England
% of FP17s for the same patient ID Re-attending within 3 months - Children	2	73	2.7%	9.6%	11.4%	11.9%
% of FP17s for the same patient ID Re-attending within 3 months - Adults	0	65	0.0%	14.2%	15.7%	15.9%
% of FP17s for the same patient ID Re-attending between 3 & 9 months - Children	22	73	30.1%	61.6%	60.6%	58.1%
% of FP17s for the same patient ID Re-attending between 3 & 9 months - Adults	12	65	18.5%	52.4%	52.0%	50.6%
% of FP17s for Band 1 Urgent Courses	0	84	0.0%	8.1%	9.6%	9.1%
% of FP17s Relating to Free Repair or Replacements	0	84	0.0%	0.8%	0.7%	0.8%
% of FP17s Relating to Continuations	0	84	0.0%	1.2%	1.0%	1.1%
% of Patients satisfied with the dentistry they have received	0	0	N/A	92.1%	91.6%	91.4%
% of Patients satisfied with the time they had to wait for an appointment	0	0	N/A	88.8%	87.9%	87.7%

* This is based on patients treated on this contract for their most recent course of treatment. Figures in italics indicate the base number of FP17s or Patient Questionnaire responses are less than 100. N/A is shown where the base number of responses is less than 10 during the period. % is calculated as Quantity/Base number*100

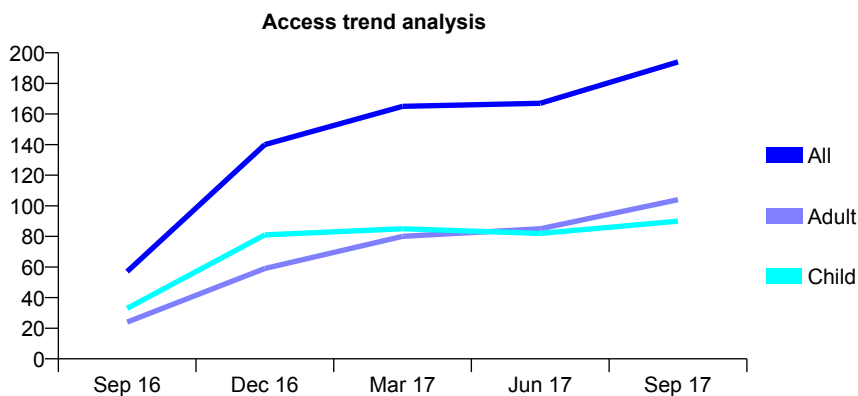
Q65 - Vital Signs At a Glance Contract Report for 100078/0000 - September 2017

Name or company name	Church Road Dental Clinic
Contract type name	GDS Contract
Purpose of contract	General
Contract start date	01/04/2016
Contract end date	

17/18 Contracted general activity (UDA)	900
Carry forward general activity (UDA)	0
17/18 Contracted orthodontic activity (UOA)	0
Carry forward orthodontic activity (UOA)	0
Baseline contract value	£23,241.49

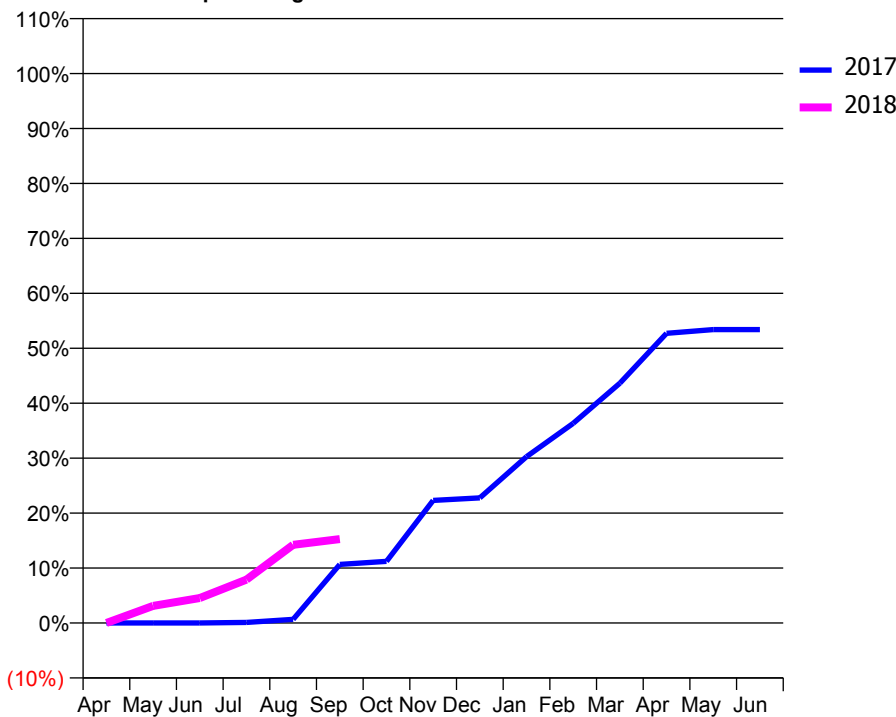
ACCESS*

Patients seen in 24 months	Total	Change since previous quarter
Quarter ending September 2016	57	
Quarter ending December 2016	140	↑
Quarter ending March 2017	165	↑
Quarter ending June 2017	167	→
Quarter ending September 2017	194	↑
Variance since September 2016	240.4%	↑



ACTIVITY

Cumulative percentage of contracted UDA delivered 2017 & 2018



Adjusted Scheduled Activity (UDA)

Month	2017	2018
April	0	0
May	0	28
June	0	41
July	1	71
August	6	128
September	95	137
October	100	
November	199	
December	204	
January	271	
February	325	
March	390	
April	471	
May	477	
June	477	

QUALITY

	Quantity	Base Number	Contract	AT	Region	England
% of FP17s for the same patient ID Re-attending within 3 months - Children	2	59	3.4%	9.6%	11.4%	11.9%
% of FP17s for the same patient ID Re-attending within 3 months - Adults	0	59	0.0%	14.2%	15.7%	15.9%
% of FP17s for the same patient ID Re-attending between 3 & 9 months - Children	20	59	33.9%	61.6%	60.6%	58.1%
% of FP17s for the same patient ID Re-attending between 3 & 9 months - Adults	14	59	23.7%	52.4%	52.0%	50.6%
% of FP17s for Band 1 Urgent Courses	2	80	2.5%	8.1%	9.6%	9.1%
% of FP17s Relating to Free Repair or Replacements	1	80	1.3%	0.8%	0.7%	0.8%
% of FP17s Relating to Continuations	0	80	0.0%	1.2%	1.0%	1.1%
% of Patients satisfied with the dentistry they have received	1	1	N/A	92.1%	91.6%	91.4%
% of Patients satisfied with the time they had to wait for an appointment	1	1	N/A	88.8%	87.9%	87.7%

* This is based on patients treated on this contract for their most recent course of treatment. Figures in italics indicate the base number of FP17s or Patient Questionnaire responses are less than 100. N/A is shown where the base number of responses is less than 10 during the period. % is calculated as Quantity/Base number*100

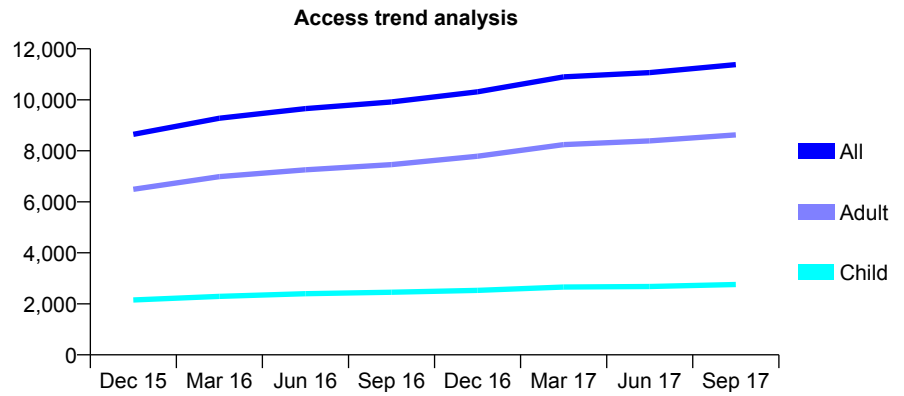
Q65 - Vital Signs At a Glance Contract Report for 101192/0002 - September 2017

Name or company name	Community Dental Centres Ltd
Contract type name	GDS Contract
Purpose of contract	General
Contract start date	01/04/2006
Contract end date	

17/18 Contracted general activity (UDA)	45,767
Carry forward general activity (UDA)	0
17/18 Contracted orthodontic activity (UOA)	0
Carry forward orthodontic activity (UOA)	0
Baseline contract value	£1,101,297.04

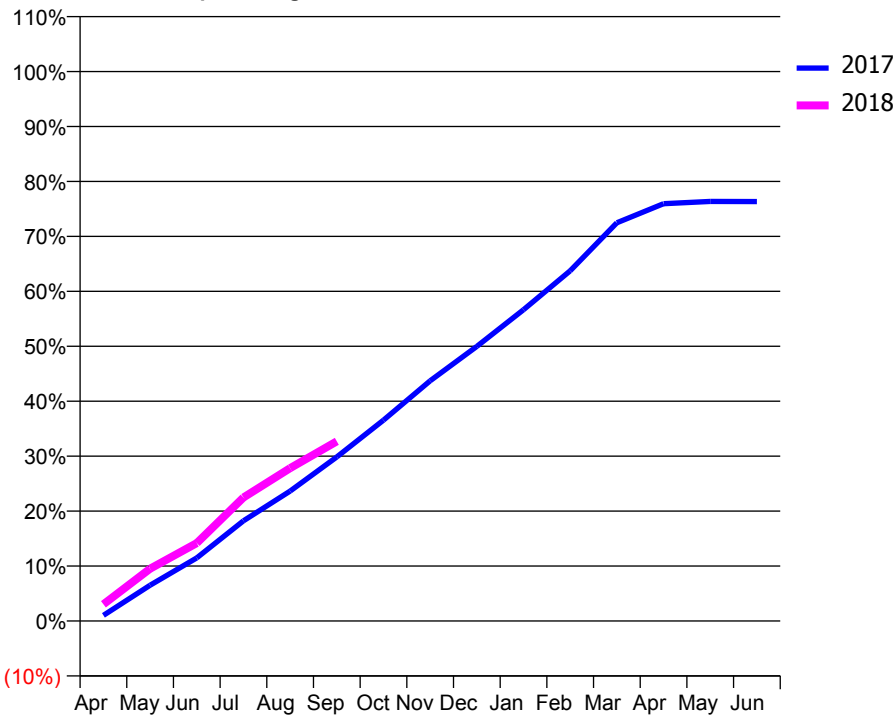
ACCESS*

Patients seen in 24 months	Total	Change since previous quarter
Quarter ending September 2016	9,915	
Quarter ending December 2016	10,314	↑
Quarter ending March 2017	10,900	↑
Quarter ending June 2017	11,069	→
Quarter ending September 2017	11,379	↑
Variance since September 2016	14.8%	↑



ACTIVITY

Cumulative percentage of contracted UDA delivered 2017 & 2018



Month	Adjusted Scheduled Activity (UDA)	
	2017	2018
April	476	1,396
May	2,984	4,361
June	5,261	6,488
July	8,348	10,285
August	10,821	12,728
September	13,663	14,965
October	16,731	
November	20,011	
December	22,878	
January	25,922	
February	29,166	
March	33,172	
April	34,759	
May	34,941	
June	34,940	

QUALITY

	Quantity	Base Number	Contract	AT	Region	England
% of FP17s for the same patient ID Re-attending within 3 months - Children	114	1,981	5.8%	9.6%	11.4%	11.9%
% of FP17s for the same patient ID Re-attending within 3 months - Adults	732	5,735	12.8%	14.2%	15.7%	15.9%
% of FP17s for the same patient ID Re-attending between 3 & 9 months - Children	1,245	1,981	62.8%	61.6%	60.6%	58.1%
% of FP17s for the same patient ID Re-attending between 3 & 9 months - Adults	3,127	5,735	54.5%	52.4%	52.0%	50.6%
% of FP17s for Band 1 Urgent Courses	448	7,003	6.4%	8.1%	9.6%	9.1%
% of FP17s Relating to Free Repair or Replacements	39	7,003	0.6%	0.8%	0.7%	0.8%
% of FP17s Relating to Continuations	118	7,003	1.7%	1.2%	1.0%	1.1%
% of Patients satisfied with the dentistry they have received	22	23	95.7%	92.1%	91.6%	91.4%
% of Patients satisfied with the time they had to wait for an appointment	21	23	91.3%	88.8%	87.9%	87.7%

* This is based on patients treated on this contract for their most recent course of treatment. Figures in italics indicate the base number of FP17s or Patient Questionnaire responses are less than 100. N/A is shown where the base number of responses is less than 10 during the period. % is calculated as Quantity/Base number*100

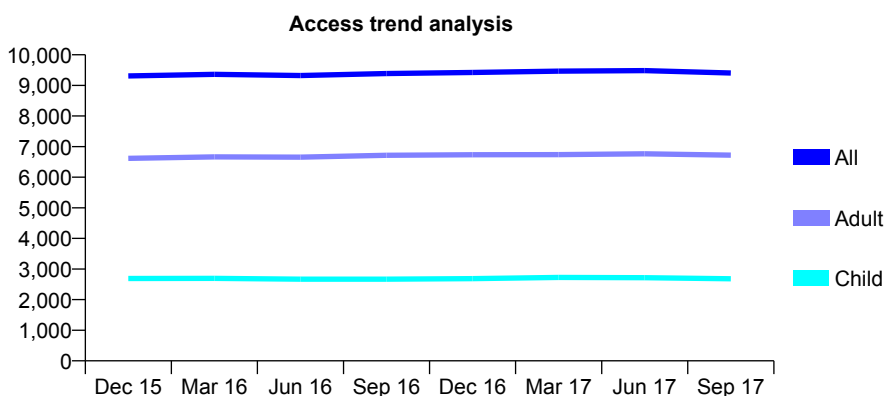
Q65 - Vital Signs At a Glance Contract Report for 101192/0006 - September 2017

Name or company name	Community Dental Centres Ltd
Contract type name	GDS Contract
Purpose of contract	General
Contract start date	01/04/2006
Contract end date	

17/18 Contracted general activity (UDA)	28,047
Carry forward general activity (UDA)	0
17/18 Contracted orthodontic activity (UOA)	0
Carry forward orthodontic activity (UOA)	0
Baseline contract value	£739,721.86

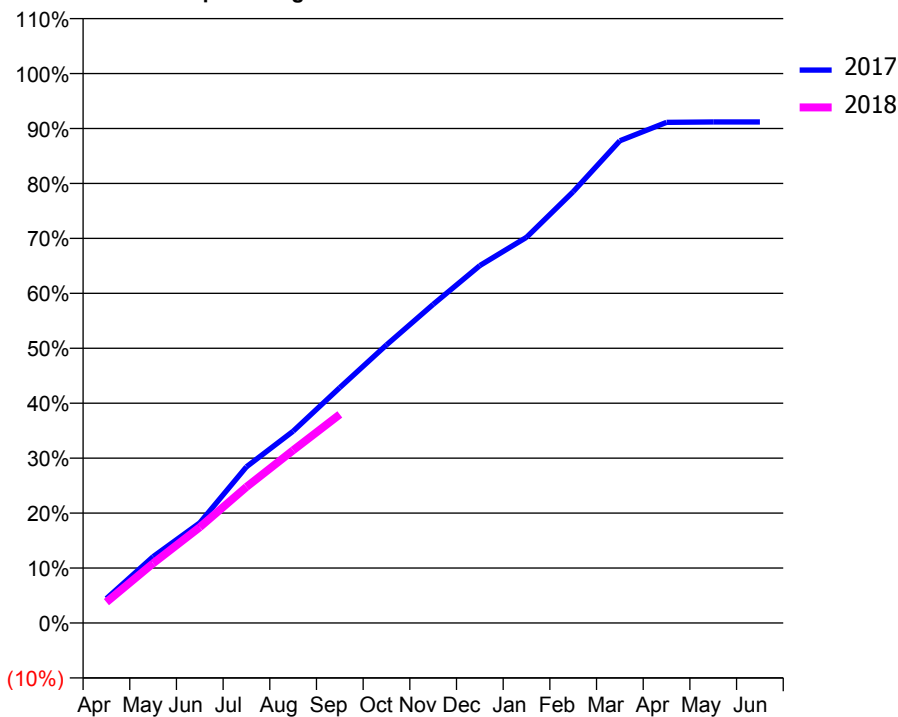
ACCESS*

Patients seen in 24 months	Total	Change since previous quarter
Quarter ending September 2016	9,386	
Quarter ending December 2016	9,421	→
Quarter ending March 2017	9,467	→
Quarter ending June 2017	9,484	→
Quarter ending September 2017	9,404	→
Variance since September 2016	0.2%	→



ACTIVITY

Cumulative percentage of contracted UDA delivered 2017 & 2018



Month	Adjusted Scheduled Activity (UDA)	
	2017	2018
April	1,248	1,065
May	3,383	3,044
June	5,114	4,888
July	7,976	6,946
August	9,792	8,819
September	12,020	10,651
October	14,192	
November	16,266	
December	18,247	
January	19,683	
February	22,015	
March	24,617	
April	25,556	
May	25,577	
June	25,577	

QUALITY

	Quantity	Base Number	Contract	AT	Region	England
% of FP17s for the same patient ID Re-attending within 3 months - Children	108	1,984	5.4%	9.6%	11.4%	11.9%
% of FP17s for the same patient ID Re-attending within 3 months - Adults	480	4,118	11.7%	14.2%	15.7%	15.9%
% of FP17s for the same patient ID Re-attending between 3 & 9 months - Children	1,304	1,984	65.7%	61.6%	60.6%	58.1%
% of FP17s for the same patient ID Re-attending between 3 & 9 months - Adults	2,031	4,118	49.3%	52.4%	52.0%	50.6%
% of FP17s for Band 1 Urgent Courses	379	5,672	6.7%	8.1%	9.6%	9.1%
% of FP17s Relating to Free Repair or Replacements	33	5,672	0.6%	0.8%	0.7%	0.8%
% of FP17s Relating to Continuations	126	5,672	2.2%	1.2%	1.0%	1.1%
% of Patients satisfied with the dentistry they have received	22	22	100.0%	92.1%	91.6%	91.4%
% of Patients satisfied with the time they had to wait for an appointment	20	22	90.9%	88.8%	87.9%	87.7%

* This is based on patients treated on this contract for their most recent course of treatment. Figures in italics indicate the base number of FP17s or Patient Questionnaire responses are less than 100. N/A is shown where the base number of responses is less than 10 during the period. % is calculated as Quantity/Base number*100

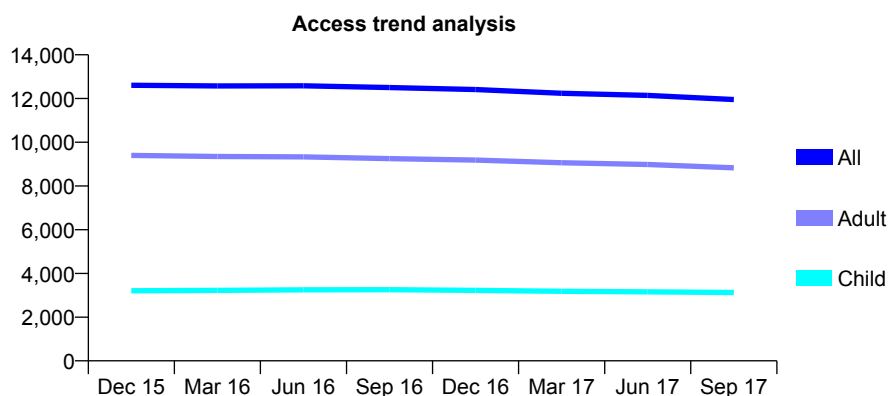
Q65 - Vital Signs At a Glance Contract Report for 101192/0009 - September 2017

Name or company name	Community Dental Centres Ltd
Contract type name	GDS Contract
Purpose of contract	General
Contract start date	01/04/2006
Contract end date	

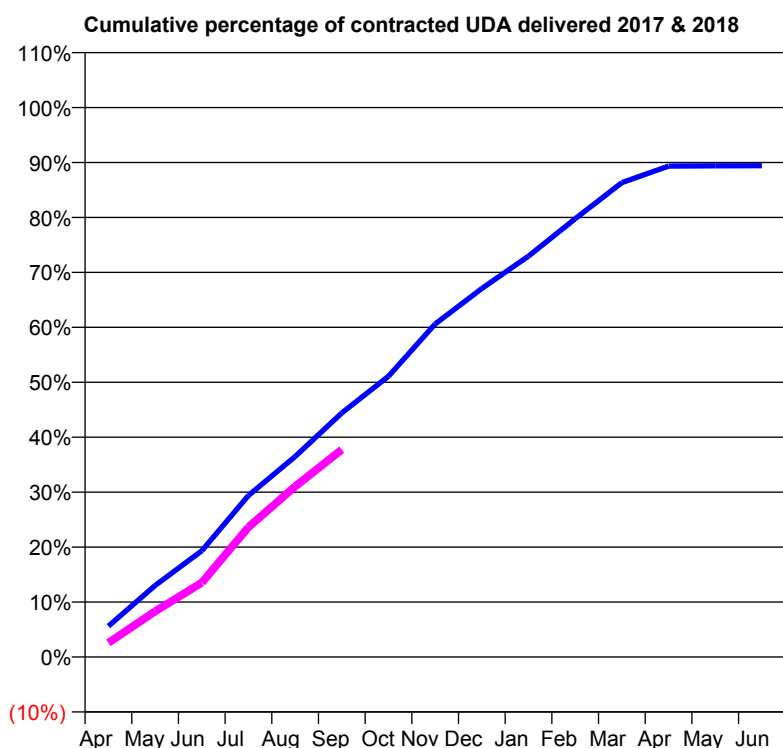
17/18 Contracted general activity (UDA)	41,308
Carry forward general activity (UDA)	0
17/18 Contracted orthodontic activity (UOA)	0
Carry forward orthodontic activity (UOA)	0
Baseline contract value	£1,073,767.87

ACCESS*

Patients seen in 24 months	Total	Change since previous quarter
Quarter ending September 2016	12,505	
Quarter ending December 2016	12,410	→
Quarter ending March 2017	12,239	↓
Quarter ending June 2017	12,141	→
Quarter ending September 2017	11,954	↓
Variance since September 2016	(4.4%)	↓



ACTIVITY



Month	Adjusted Scheduled Activity (UDA)	
	2017	2018
April	2,323	1,064
May	5,381	3,436
June	7,983	5,592
July	12,143	9,757
August	15,069	12,823
September	18,352	15,591
October	21,104	
November	25,038	
December	27,699	
January	30,136	
February	32,949	
March	35,665	
April	36,903	
May	36,927	
June	36,930	

QUALITY

	Quantity	Base Number	Contract	AT	Region	England
% of FP17s for the same patient ID Re-attending within 3 months - Children	197	2,380	8.3%	9.6%	11.4%	11.9%
% of FP17s for the same patient ID Re-attending within 3 months - Adults	716	5,644	12.7%	14.2%	15.7%	15.9%
% of FP17s for the same patient ID Re-attending between 3 & 9 months - Children	1,307	2,380	54.9%	61.6%	60.6%	58.1%
% of FP17s for the same patient ID Re-attending between 3 & 9 months - Adults	2,876	5,644	51.0%	52.4%	52.0%	50.6%
% of FP17s for Band 1 Urgent Courses	715	7,442	9.6%	8.1%	9.6%	9.1%
% of FP17s Relating to Free Repair or Replacements	33	7,442	0.4%	0.8%	0.7%	0.8%
% of FP17s Relating to Continuations	62	7,442	0.8%	1.2%	1.0%	1.1%
% of Patients satisfied with the dentistry they have received	24	26	92.3%	92.1%	91.6%	91.4%
% of Patients satisfied with the time they had to wait for an appointment	19	26	73.1%	88.8%	87.9%	87.7%

* This is based on patients treated on this contract for their most recent course of treatment. Figures in italics indicate the base number of FP17s or Patient Questionnaire responses are less than 100. N/A is shown where the base number of responses is less than 10 during the period. % is calculated as Quantity/Base number*100

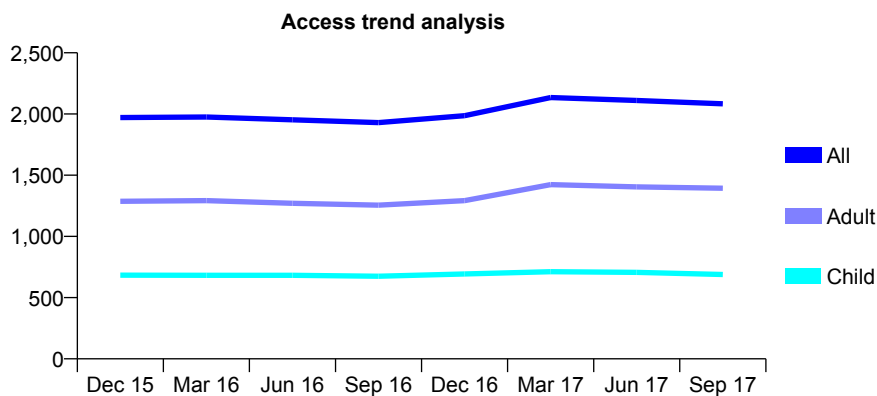
Q65 - Vital Signs At a Glance Contract Report for 101281/0080 - September 2017

Name or company name	OASIS DENTAL CARE LTD
Contract type name	GDS Contract
Purpose of contract	General
Contract start date	01/04/2006
Contract end date	

17/18 Contracted general activity (UDA)	4,535
Carry forward general activity (UDA)	-91
17/18 Contracted orthodontic activity (UOA)	0
Carry forward orthodontic activity (UOA)	0
Baseline contract value	£96,915.10

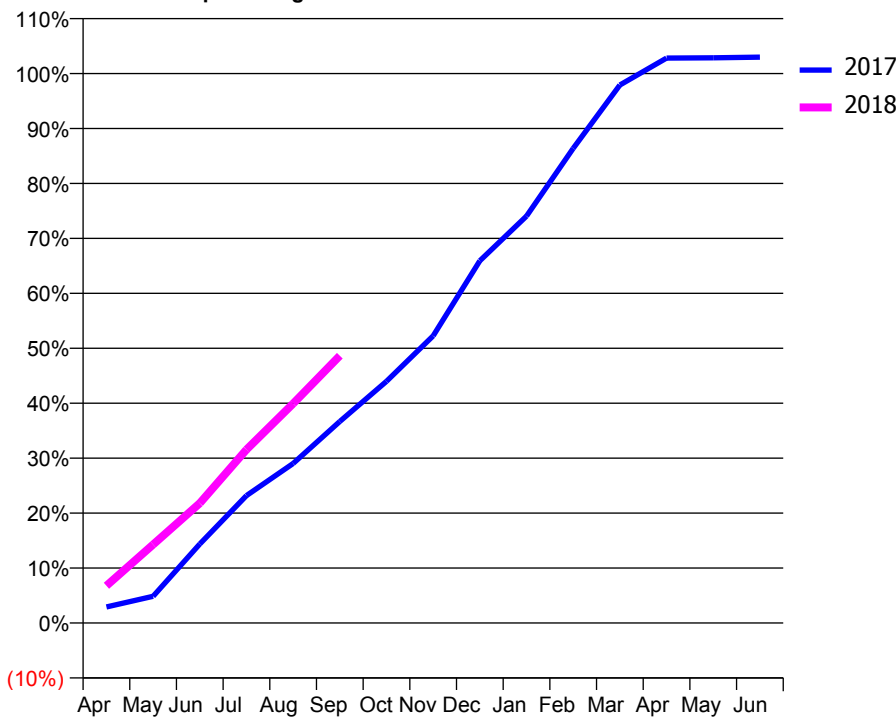
ACCESS*

Patients seen in 24 months	Total	Change since previous quarter
Quarter ending September 2016	1,930	
Quarter ending December 2016	1,986	↑
Quarter ending March 2017	2,135	↑
Quarter ending June 2017	2,111	↓
Quarter ending September 2017	2,083	↓
Variance since September 2016	7.9%	↑



ACTIVITY

Cumulative percentage of contracted UDA delivered 2017 & 2018



Month	Adjusted Scheduled Activity (UDA)	
	2017	2018
April	133	308
May	221	647
June	652	989
July	1,052	1,432
August	1,316	1,811
September	1,664	2,206
October	1,995	
November	2,370	
December	2,990	
January	3,358	
February	3,918	
March	4,440	
April	4,663	
May	4,665	
June	4,670	

QUALITY

	Quantity	Base Number	Contract	AT	Region	England
% of FP17s for the same patient ID Re-attending within 3 months - Children	29	481	6.0%	9.6%	11.4%	11.9%
% of FP17s for the same patient ID Re-attending within 3 months - Adults	119	886	13.4%	14.2%	15.7%	15.9%
% of FP17s for the same patient ID Re-attending between 3 & 9 months - Children	334	481	69.4%	61.6%	60.6%	58.1%
% of FP17s for the same patient ID Re-attending between 3 & 9 months - Adults	500	886	56.4%	52.4%	52.0%	50.6%
% of FP17s for Band 1 Urgent Courses	64	1,256	5.1%	8.1%	9.6%	9.1%
% of FP17s Relating to Free Repair or Replacements	2	1,256	0.2%	0.8%	0.7%	0.8%
% of FP17s Relating to Continuations	12	1,256	1.0%	1.2%	1.0%	1.1%
% of Patients satisfied with the dentistry they have received	3	4	N/A	92.1%	91.6%	91.4%
% of Patients satisfied with the time they had to wait for an appointment	4	4	N/A	88.8%	87.9%	87.7%

* This is based on patients treated on this contract for their most recent course of treatment. Figures in italics indicate the base number of FP17s or Patient Questionnaire responses are less than 100. N/A is shown where the base number of responses is less than 10 during the period. % is calculated as Quantity/Base number*100

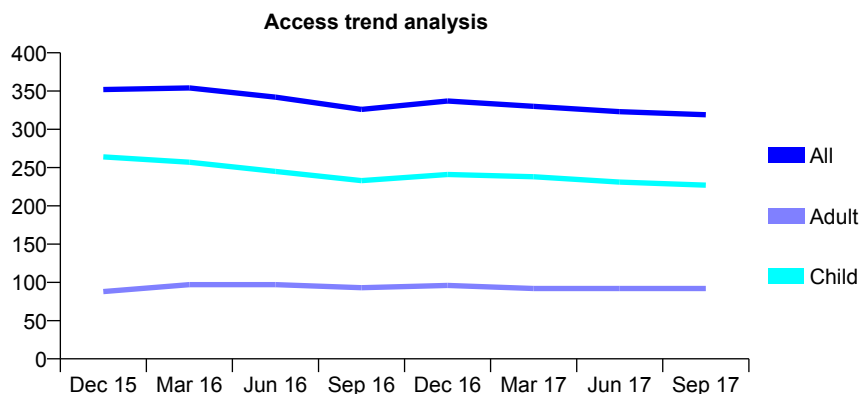
Q65 - Vital Signs At a Glance Contract Report for 101281/0085 - September 2017

Name or company name	OASIS DENTAL CARE LTD
Contract type name	GDS Contract
Purpose of contract	General
Contract start date	01/04/2006
Contract end date	

17/18 Contracted general activity (UDA)	517
Carry forward general activity (UDA)	-10
17/18 Contracted orthodontic activity (UOA)	0
Carry forward orthodontic activity (UOA)	0
Baseline contract value	£11,014.26

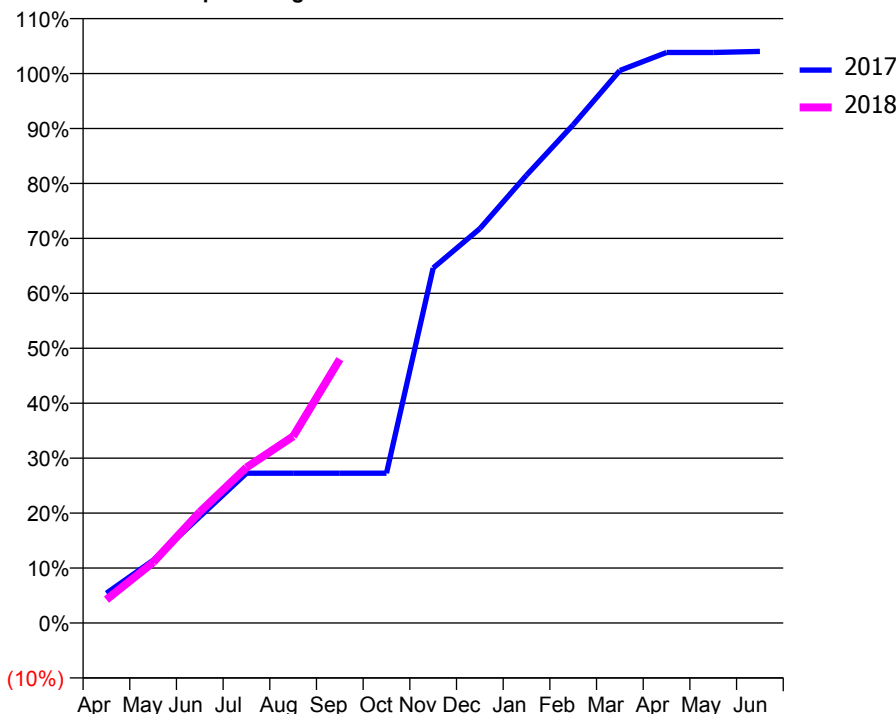
ACCESS*

Patients seen in 24 months	Total	Change since previous quarter
Quarter ending September 2016	326	
Quarter ending December 2016	337	↑
Quarter ending March 2017	330	↓
Quarter ending June 2017	323	↓
Quarter ending September 2017	319	↓
Variance since September 2016	(2.1%)	↓



ACTIVITY

Cumulative percentage of contracted UDA delivered 2017 & 2018



Adjusted Scheduled Activity (UDA)

Month	2017	2018
April	28	22
May	59	57
June	100	104
July	141	146
August	141	176
September	141	248
October	141	
November	334	
December	371	
January	421	
February	469	
March	520	
April	537	
May	537	
June	538	

QUALITY

	Quantity	Base Number	Contract	AT	Region	England
% of FP17s for the same patient ID Re-attending within 3 months - Children	9	147	6.1%	9.6%	11.4%	11.9%
% of FP17s for the same patient ID Re-attending within 3 months - Adults	3	50	6.0%	14.2%	15.7%	15.9%
% of FP17s for the same patient ID Re-attending between 3 & 9 months - Children	74	147	50.3%	61.6%	60.6%	58.1%
% of FP17s for the same patient ID Re-attending between 3 & 9 months - Adults	22	50	44.0%	52.4%	52.0%	50.6%
% of FP17s for Band 1 Urgent Courses	6	187	3.2%	8.1%	9.6%	9.1%
% of FP17s Relating to Free Repair or Replacements	0	187	0.0%	0.8%	0.7%	0.8%
% of FP17s Relating to Continuations	0	187	0.0%	1.2%	1.0%	1.1%
% of Patients satisfied with the dentistry they have received	0	0	N/A	92.1%	91.6%	91.4%
% of Patients satisfied with the time they had to wait for an appointment	0	0	N/A	88.8%	87.9%	87.7%

* This is based on patients treated on this contract for their most recent course of treatment. Figures in italics indicate the base number of FP17s or Patient Questionnaire responses are less than 100. N/A is shown where the base number of responses is less than 10 during the period. % is calculated as Quantity/Base number*100

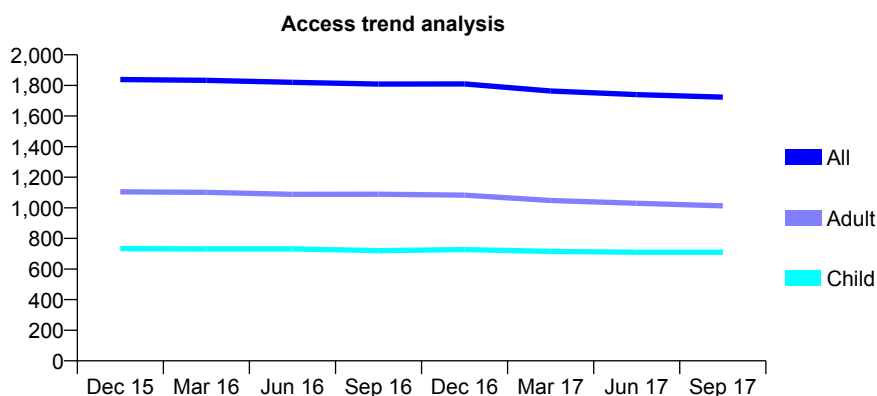
Q65 - Vital Signs At a Glance Contract Report for 101281/0094 - September 2017

Name or company name	OASIS DENTAL CARE LTD
Contract type name	GDS Contract
Purpose of contract	General
Contract start date	01/04/2006
Contract end date	

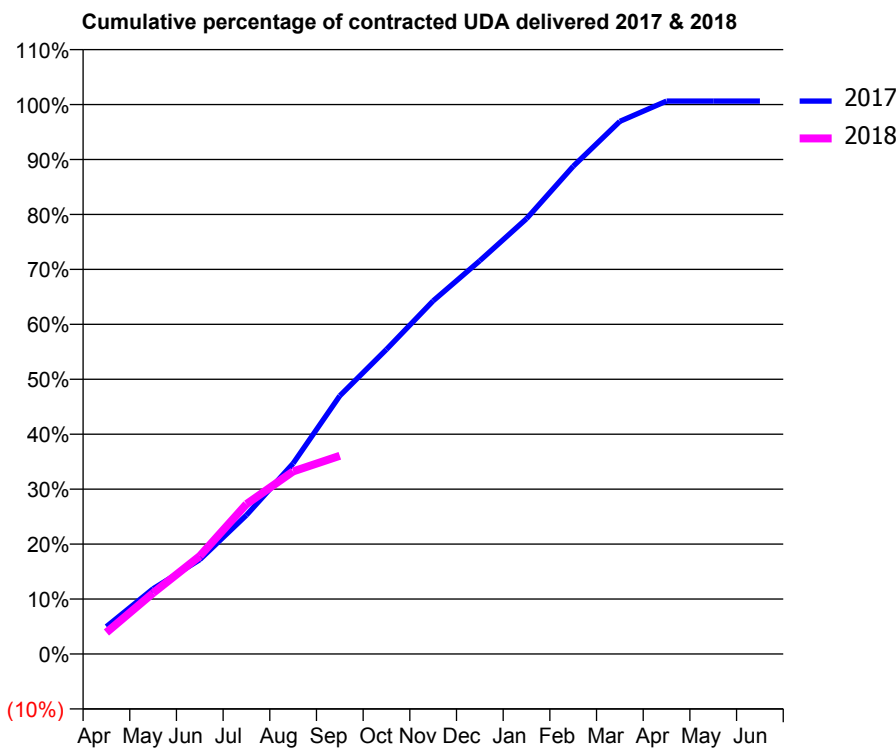
17/18 Contracted general activity (UDA)	5,393
Carry forward general activity (UDA)	-34
17/18 Contracted orthodontic activity (UOA)	0
Carry forward orthodontic activity (UOA)	0
Baseline contract value	£121,925.59

ACCESS*

Patients seen in 24 months	Total	Change since previous quarter
Quarter ending September 2016	1,809	
Quarter ending December 2016	1,810	→
Quarter ending March 2017	1,763	↓
Quarter ending June 2017	1,740	↓
Quarter ending September 2017	1,723	→
Variance since September 2016	(4.8%)	↓



ACTIVITY



Month	Adjusted Scheduled Activity (UDA)	
	2017	2018
April	269	211
May	641	599
June	926	961
July	1,363	1,472
August	1,870	1,792
September	2,534	1,945
October	2,990	
November	3,466	
December	3,860	
January	4,272	
February	4,787	
March	5,228	
April	5,426	
May	5,427	
June	5,427	

QUALITY

	Quantity	Base Number	Contract	AT	Region	England
% of FP17s for the same patient ID Re-attending within 3 months - Children	64	506	12.6%	9.6%	11.4%	11.9%
% of FP17s for the same patient ID Re-attending within 3 months - Adults	158	703	22.5%	14.2%	15.7%	15.9%
% of FP17s for the same patient ID Re-attending between 3 & 9 months - Children	272	506	53.8%	61.6%	60.6%	58.1%
% of FP17s for the same patient ID Re-attending between 3 & 9 months - Adults	368	703	52.3%	52.4%	52.0%	50.6%
% of FP17s for Band 1 Urgent Courses	102	1,108	9.2%	8.1%	9.6%	9.1%
% of FP17s Relating to Free Repair or Replacements	6	1,108	0.5%	0.8%	0.7%	0.8%
% of FP17s Relating to Continuations	48	1,108	4.3%	1.2%	1.0%	1.1%
% of Patients satisfied with the dentistry they have received	3	3	N/A	92.1%	91.6%	91.4%
% of Patients satisfied with the time they had to wait for an appointment	3	3	N/A	88.8%	87.9%	87.7%

* This is based on patients treated on this contract for their most recent course of treatment. Figures in italics indicate the base number of FP17s or Patient Questionnaire responses are less than 100. N/A is shown where the base number of responses is less than 10 during the period. % is calculated as Quantity/Base number*100

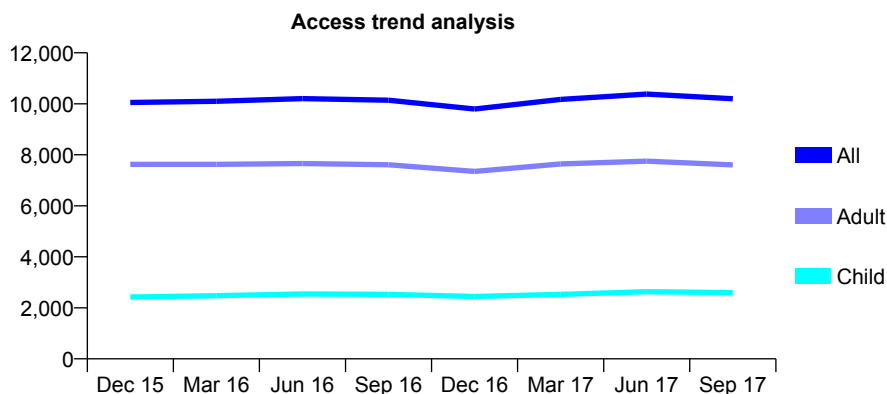
Q65 - Vital Signs At a Glance Contract Report for 101281/0226 - September 2017

Name or company name	OASIS DENTAL CARE LTD
Contract type name	GDS Contract
Purpose of contract	General
Contract start date	24/11/2010
Contract end date	

17/18 Contracted general activity (UDA)	31,290
Carry forward general activity (UDA)	0
17/18 Contracted orthodontic activity (UOA)	0
Carry forward orthodontic activity (UOA)	0
Baseline contract value	£840,951.16

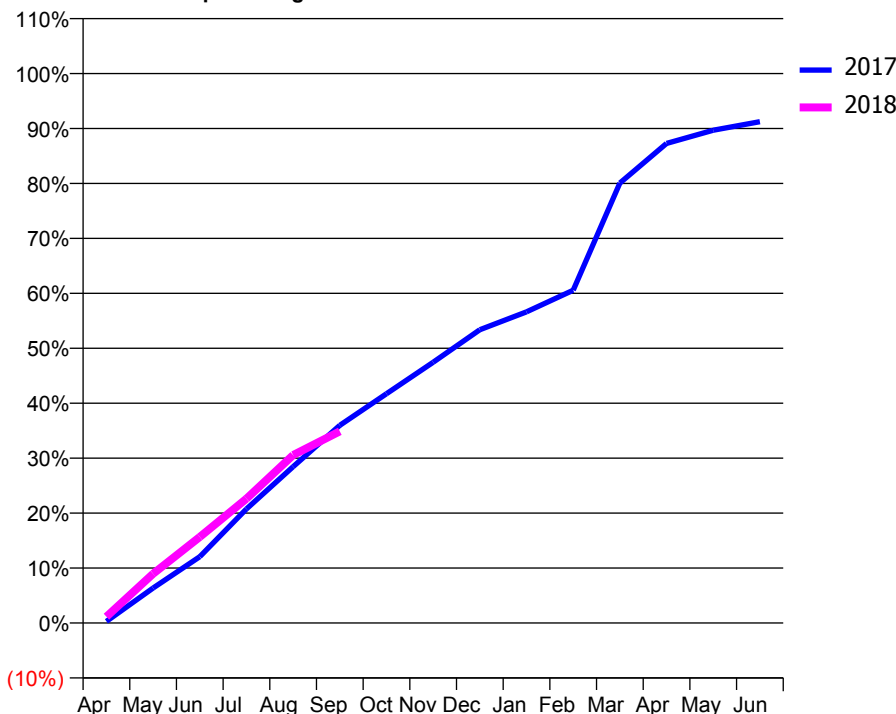
ACCESS*

Patients seen in 24 months	Total	Change since previous quarter
Quarter ending September 2016	10,140	
Quarter ending December 2016	9,796	↓
Quarter ending March 2017	10,171	↑
Quarter ending June 2017	10,383	↑
Quarter ending September 2017	10,201	↓
Variance since September 2016	0.6%	→



ACTIVITY

Cumulative percentage of contracted UDA delivered 2017 & 2018



Month	Adjusted Scheduled Activity (UDA)	
	2017	2018
April	91	359
May	1,992	2,804
June	3,778	4,904
July	6,494	7,080
August	8,901	9,562
September	11,259	10,917
October	13,054	
November	14,848	
December	16,703	
January	17,717	
February	18,946	
March	25,057	
April	27,308	
May	28,060	
June	28,548	

QUALITY

	Quantity	Base Number	Contract	AT	Region	England
% of FP17s for the same patient ID Re-attending within 3 months - Children	120	1,704	7.0%	9.6%	11.4%	11.9%
% of FP17s for the same patient ID Re-attending within 3 months - Adults	672	4,738	14.2%	14.2%	15.7%	15.9%
% of FP17s for the same patient ID Re-attending between 3 & 9 months - Children	830	1,704	48.7%	61.6%	60.6%	58.1%
% of FP17s for the same patient ID Re-attending between 3 & 9 months - Adults	2,104	4,738	44.4%	52.4%	52.0%	50.6%
% of FP17s for Band 1 Urgent Courses	402	4,899	8.2%	8.1%	9.6%	9.1%
% of FP17s Relating to Free Repair or Replacements	24	4,899	0.5%	0.8%	0.7%	0.8%
% of FP17s Relating to Continuations	91	4,899	1.9%	1.2%	1.0%	1.1%
% of Patients satisfied with the dentistry they have received	8	11	72.7%	92.1%	91.6%	91.4%
% of Patients satisfied with the time they had to wait for an appointment	9	11	81.8%	88.8%	87.9%	87.7%

* This is based on patients treated on this contract for their most recent course of treatment. Figures in italics indicate the base number of FP17s or Patient Questionnaire responses are less than 100. N/A is shown where the base number of responses is less than 10 during the period. % is calculated as Quantity/Base number*100

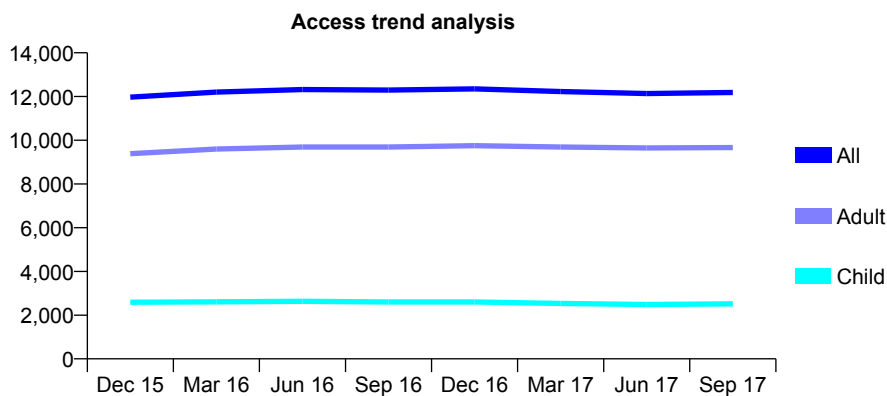
Q65 - Vital Signs At a Glance Contract Report for 101281/0253 - September 2017

Name or company name	OASIS DENTAL CARE LTD
Contract type name	GDS Contract
Purpose of contract	General
Contract start date	05/04/2013
Contract end date	

17/18 Contracted general activity (UDA)	41,045
Carry forward general activity (UDA)	0
17/18 Contracted orthodontic activity (UOA)	0
Carry forward orthodontic activity (UOA)	0
Baseline contract value	£1,211,252.71

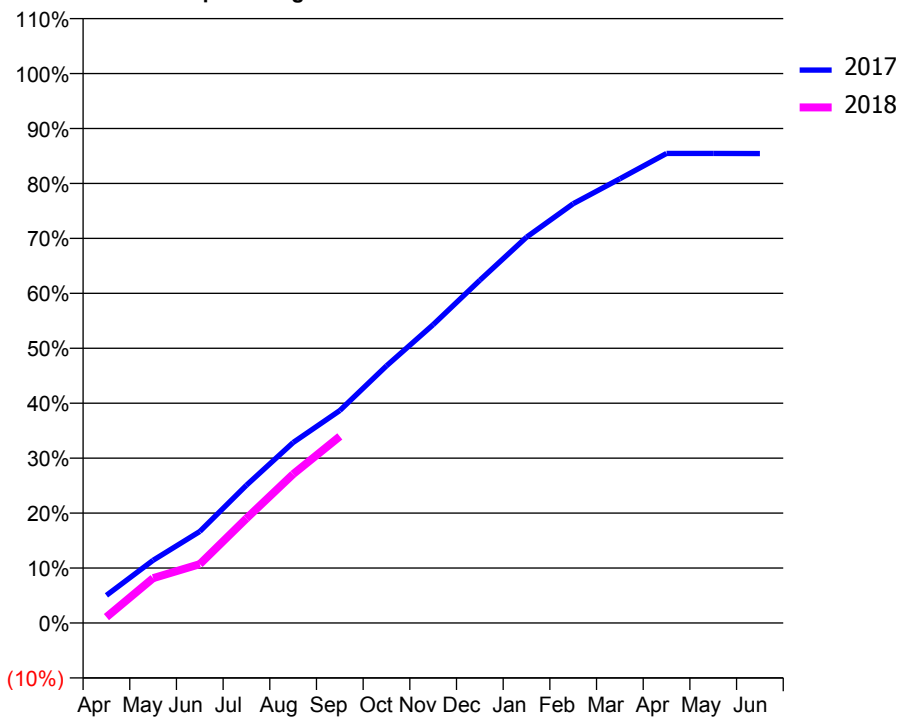
ACCESS*

Patients seen in 24 months	Total	Change since previous quarter
Quarter ending September 2016	12,295	
Quarter ending December 2016	12,350	→
Quarter ending March 2017	12,226	↓
Quarter ending June 2017	12,137	→
Quarter ending September 2017	12,184	→
Variance since September 2016	(0.9%)	→



ACTIVITY

Cumulative percentage of contracted UDA delivered 2017 & 2018



Month	Adjusted Scheduled Activity (UDA)	
	2017	2018
April	2,066	440
May	4,689	3,354
June	6,838	4,395
July	10,297	7,816
August	13,484	11,117
September	15,872	13,941
October	19,205	
November	22,289	
December	25,600	
January	28,825	
February	31,318	
March	33,182	
April	35,079	
May	35,076	
June	35,068	

QUALITY

	Quantity	Base Number	Contract	AT	Region	England
% of FP17s for the same patient ID Re-attending within 3 months - Children	93	1,763	5.3%	9.6%	11.4%	11.9%
% of FP17s for the same patient ID Re-attending within 3 months - Adults	932	6,420	14.5%	14.2%	15.7%	15.9%
% of FP17s for the same patient ID Re-attending between 3 & 9 months - Children	1,118	1,763	63.4%	61.6%	60.6%	58.1%
% of FP17s for the same patient ID Re-attending between 3 & 9 months - Adults	3,627	6,420	56.5%	52.4%	52.0%	50.6%
% of FP17s for Band 1 Urgent Courses	811	7,295	11.1%	8.1%	9.6%	9.1%
% of FP17s Relating to Free Repair or Replacements	172	7,295	2.4%	0.8%	0.7%	0.8%
% of FP17s Relating to Continuations	58	7,295	0.8%	1.2%	1.0%	1.1%
% of Patients satisfied with the dentistry they have received	45	47	95.7%	92.1%	91.6%	91.4%
% of Patients satisfied with the time they had to wait for an appointment	42	47	89.4%	88.8%	87.9%	87.7%

* This is based on patients treated on this contract for their most recent course of treatment. Figures in italics indicate the base number of FP17s or Patient Questionnaire responses are less than 100. N/A is shown where the base number of responses is less than 10 during the period. % is calculated as Quantity/Base number*100

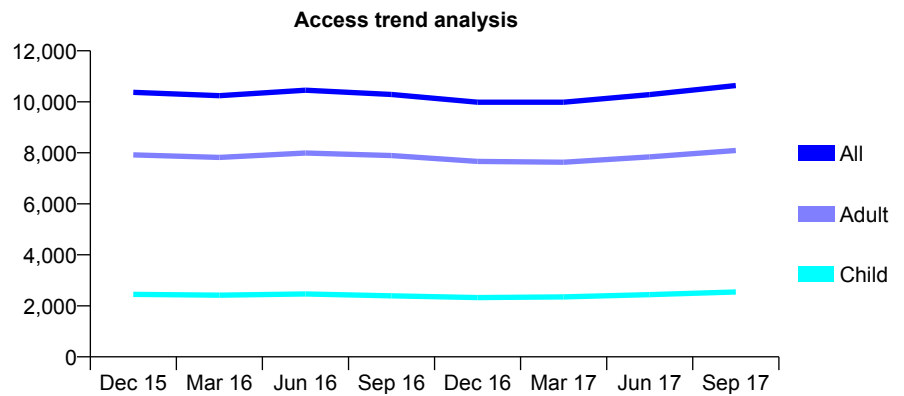
Q65 - Vital Signs At a Glance Contract Report for 101338/0029 - September 2017

Name or company name	Whitecross Dental Care Limited
Contract type name	GDS Contract
Purpose of contract	General
Contract start date	01/04/2006
Contract end date	

17/18 Contracted general activity (UDA)	22,095
Carry forward general activity (UDA)	0
17/18 Contracted orthodontic activity (UOA)	0
Carry forward orthodontic activity (UOA)	0
Baseline contract value	£465,086.17

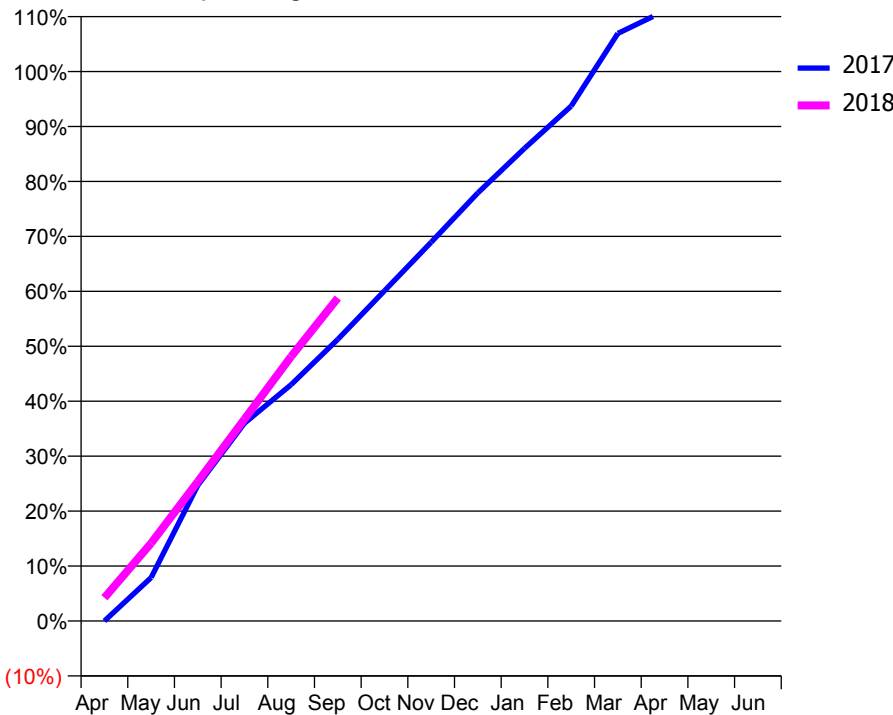
ACCESS*

Patients seen in 24 months	Total	Change since previous quarter
Quarter ending September 2016	10,287	
Quarter ending December 2016	9,986	↓
Quarter ending March 2017	9,982	→
Quarter ending June 2017	10,281	↑
Quarter ending September 2017	10,636	↑
Variance since September 2016	3.4%	↑



ACTIVITY

Cumulative percentage of contracted UDA delivered 2017 & 2018



Month	Adjusted Scheduled Activity (UDA)	
	2017	2018
April	0	936
May	1,745	3,128
June	5,454	5,604
July	7,953	8,117
August	9,501	10,637
September	11,324	12,989
October	13,279	
November	15,233	
December	17,214	
January	19,004	
February	20,706	
March	23,625	
April	24,533	
May	24,581	
June	24,585	

QUALITY

	Quantity	Base Number	Contract	AT	Region	England
% of FP17s for the same patient ID Re-attending within 3 months - Children	43	1,857	2.3%	9.6%	11.4%	11.9%
% of FP17s for the same patient ID Re-attending within 3 months - Adults	304	5,362	5.7%	14.2%	15.7%	15.9%
% of FP17s for the same patient ID Re-attending between 3 & 9 months - Children	983	1,857	52.9%	61.6%	60.6%	58.1%
% of FP17s for the same patient ID Re-attending between 3 & 9 months - Adults	2,378	5,362	44.3%	52.4%	52.0%	50.6%
% of FP17s for Band 1 Urgent Courses	315	6,730	4.7%	8.1%	9.6%	9.1%
% of FP17s Relating to Free Repair or Replacements	22	6,730	0.3%	0.8%	0.7%	0.8%
% of FP17s Relating to Continuations	45	6,730	0.7%	1.2%	1.0%	1.1%
% of Patients satisfied with the dentistry they have received	16	17	94.1%	92.1%	91.6%	91.4%
% of Patients satisfied with the time they had to wait for an appointment	14	17	82.4%	88.8%	87.9%	87.7%

* This is based on patients treated on this contract for their most recent course of treatment. Figures in italics indicate the base number of FP17s or Patient Questionnaire responses are less than 100. N/A is shown where the base number of responses is less than 10 during the period. % is calculated as Quantity/Base number*100

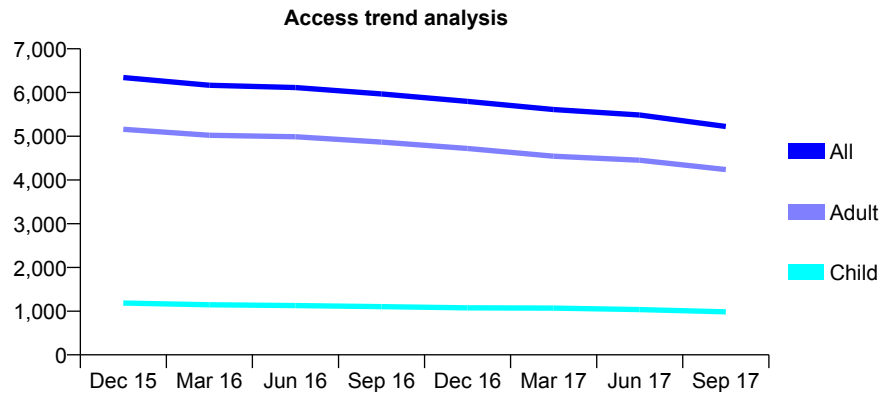
Q65 - Vital Signs At a Glance Contract Report for 101338/0060 - September 2017

Name or company name	Whitecross Dental Care Limited
Contract type name	GDS Contract
Purpose of contract	General
Contract start date	01/01/2008
Contract end date	

17/18 Contracted general activity (UDA)	21,000
Carry forward general activity (UDA)	0
17/18 Contracted orthodontic activity (UOA)	0
Carry forward orthodontic activity (UOA)	0
Baseline contract value	£551,378.00

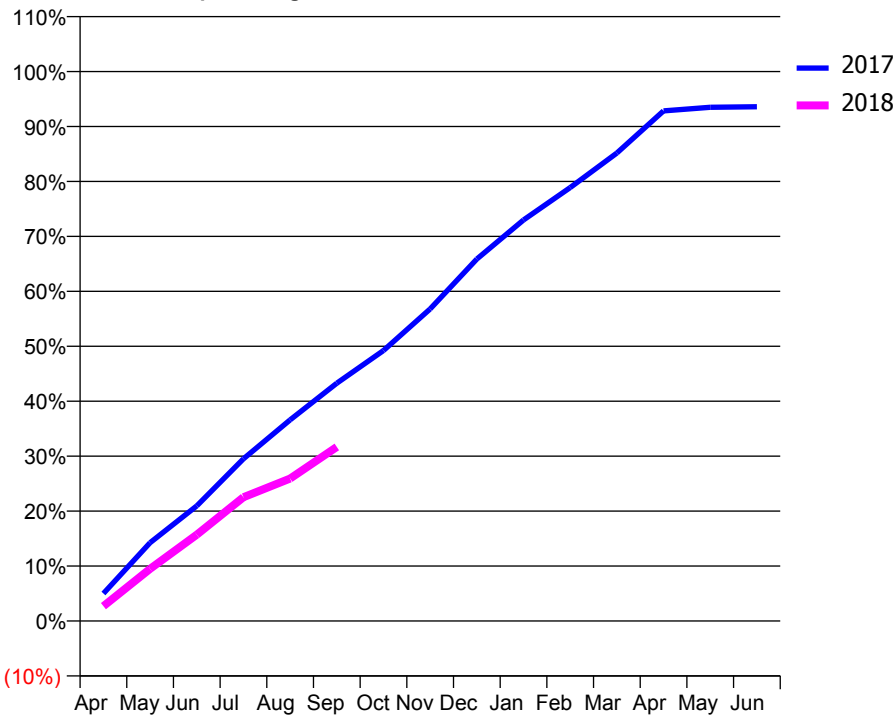
ACCESS*

Patients seen in 24 months	Total	Change since previous quarter
Quarter ending September 2016	5,969	
Quarter ending December 2016	5,796	↓
Quarter ending March 2017	5,611	↓
Quarter ending June 2017	5,486	↓
Quarter ending September 2017	5,222	↓
Variance since September 2016	(12.5%)	↓



ACTIVITY

Cumulative percentage of contracted UDA delivered 2017 & 2018



Month	Adjusted Scheduled Activity (UDA)	
	2017	2018
April	803	568
May	2,281	1,993
June	3,354	3,302
July	4,722	4,733
August	5,859	5,447
September	6,925	6,655
October	7,875	
November	9,089	
December	10,540	
January	11,677	
February	12,621	
March	13,628	
April	14,853	
May	14,957	
June	14,974	

QUALITY

	Quantity	Base Number	Contract	AT	Region	England
% of FP17s for the same patient ID Re-attending within 3 months - Children	49	753	6.5%	9.6%	11.4%	11.9%
% of FP17s for the same patient ID Re-attending within 3 months - Adults	299	2,761	10.8%	14.2%	15.7%	15.9%
% of FP17s for the same patient ID Re-attending between 3 & 9 months - Children	375	753	49.8%	61.6%	60.6%	58.1%
% of FP17s for the same patient ID Re-attending between 3 & 9 months - Adults	1,213	2,761	43.9%	52.4%	52.0%	50.6%
% of FP17s for Band 1 Urgent Courses	184	2,789	6.6%	8.1%	9.6%	9.1%
% of FP17s Relating to Free Repair or Replacements	14	2,789	0.5%	0.8%	0.7%	0.8%
% of FP17s Relating to Continuations	47	2,789	1.7%	1.2%	1.0%	1.1%
% of Patients satisfied with the dentistry they have received	10	12	83.3%	92.1%	91.6%	91.4%
% of Patients satisfied with the time they had to wait for an appointment	7	12	58.3%	88.8%	87.9%	87.7%

* This is based on patients treated on this contract for their most recent course of treatment. Figures in italics indicate the base number of FP17s or Patient Questionnaire responses are less than 100. N/A is shown where the base number of responses is less than 10 during the period. % is calculated as Quantity/Base number*100

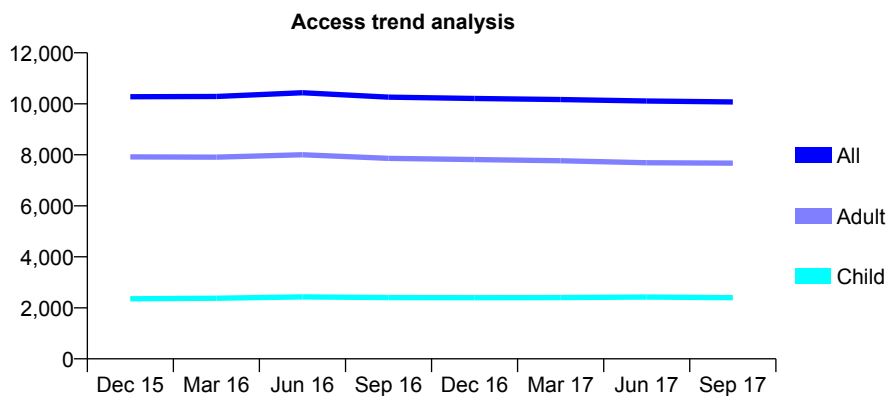
Q65 - Vital Signs At a Glance Contract Report for 101338/0066 - September 2017

Name or company name	Whitecross Dental Care Limited
Contract type name	GDS Contract
Purpose of contract	General
Contract start date	01/06/2008
Contract end date	

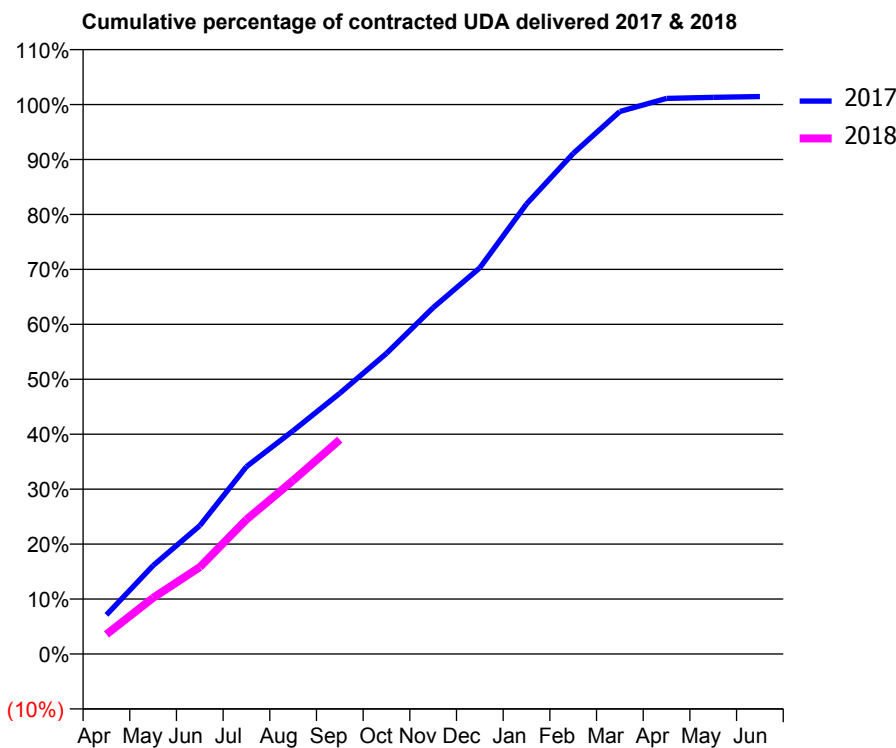
17/18 Contracted general activity (UDA)	31,000
Carry forward general activity (UDA)	-363
17/18 Contracted orthodontic activity (UOA)	0
Carry forward orthodontic activity (UOA)	0
Baseline contract value	£753,749.84

ACCESS*

Patients seen in 24 months	Total	Change since previous quarter
Quarter ending September 2016	10,264	
Quarter ending December 2016	10,211	→
Quarter ending March 2017	10,169	→
Quarter ending June 2017	10,111	→
Quarter ending September 2017	10,071	→
Variance since September 2016	(1.9%)	↓



ACTIVITY



Month	Adjusted Scheduled Activity (UDA)	
	2017	2018
April	1,796	1,113
May	4,068	3,167
June	5,898	4,899
July	8,614	7,585
August	10,262	9,794
September	11,981	12,096
October	13,812	
November	15,916	
December	17,750	
January	20,678	
February	22,998	
March	24,930	
April	25,527	
May	25,579	
June	25,613	

QUALITY

	Quantity	Base Number	Contract	AT	Region	England
% of FP17s for the same patient ID Re-attending within 3 months - Children	81	1,512	5.4%	9.6%	11.4%	11.9%
% of FP17s for the same patient ID Re-attending within 3 months - Adults	524	4,350	12.0%	14.2%	15.7%	15.9%
% of FP17s for the same patient ID Re-attending between 3 & 9 months - Children	790	1,512	52.2%	61.6%	60.6%	58.1%
% of FP17s for the same patient ID Re-attending between 3 & 9 months - Adults	1,869	4,350	43.0%	52.4%	52.0%	50.6%
% of FP17s for Band 1 Urgent Courses	633	5,535	11.4%	8.1%	9.6%	9.1%
% of FP17s Relating to Free Repair or Replacements	16	5,535	0.3%	0.8%	0.7%	0.8%
% of FP17s Relating to Continuations	44	5,535	0.8%	1.2%	1.0%	1.1%
% of Patients satisfied with the dentistry they have received	15	15	100.0%	92.1%	91.6%	91.4%
% of Patients satisfied with the time they had to wait for an appointment	12	15	80.0%	88.8%	87.9%	87.7%

* This is based on patients treated on this contract for their most recent course of treatment. Figures in italics indicate the base number of FP17s or Patient Questionnaire responses are less than 100. N/A is shown where the base number of responses is less than 10 during the period. % is calculated as Quantity/Base number*100

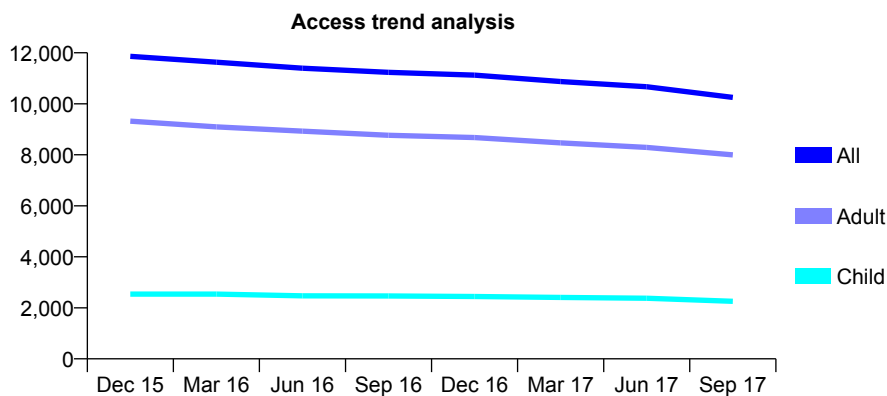
Q65 - Vital Signs At a Glance Contract Report for 101338/0097 - September 2017

Name or company name	Whitecross Dental Care Limited
Contract type name	GDS Contract
Purpose of contract	General
Contract start date	01/09/2009
Contract end date	

17/18 Contracted general activity (UDA)	32,000
Carry forward general activity (UDA)	0
17/18 Contracted orthodontic activity (UOA)	0
Carry forward orthodontic activity (UOA)	0
Baseline contract value	£858,357.10

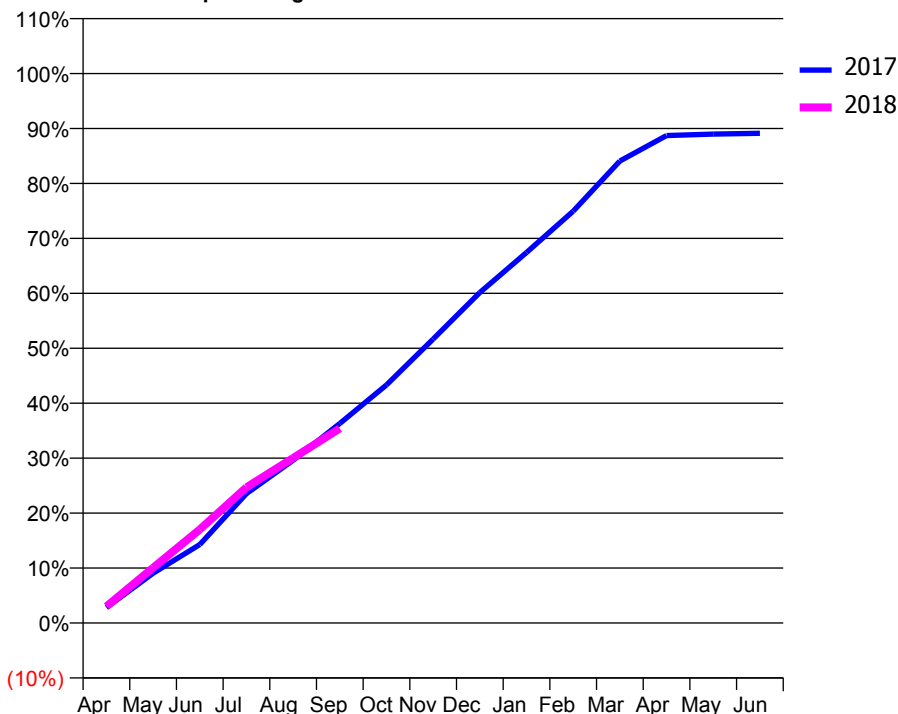
ACCESS*

Patients seen in 24 months	Total	Change since previous quarter
Quarter ending September 2016	11,232	
Quarter ending December 2016	11,125	→
Quarter ending March 2017	10,875	↓
Quarter ending June 2017	10,669	↓
Quarter ending September 2017	10,252	↓
Variance since September 2016	(8.7%)	↓



ACTIVITY

Cumulative percentage of contracted UDA delivered 2017 & 2018



Month	Adjusted Scheduled Activity (UDA)	
	2017	2018
April	894	967
May	2,902	3,221
June	4,568	5,448
July	7,533	7,898
August	9,477	9,610
September	11,622	11,332
October	13,862	
November	16,540	
December	19,248	
January	21,576	
February	23,982	
March	26,903	
April	28,386	
May	28,468	
June	28,521	

QUALITY

	Quantity	Base Number	Contract	AT	Region	England
% of FP17s for the same patient ID Re-attending within 3 months - Children	77	1,337	5.8%	9.6%	11.4%	11.9%
% of FP17s for the same patient ID Re-attending within 3 months - Adults	498	4,109	12.1%	14.2%	15.7%	15.9%
% of FP17s for the same patient ID Re-attending between 3 & 9 months - Children	775	1,337	58.0%	61.6%	60.6%	58.1%
% of FP17s for the same patient ID Re-attending between 3 & 9 months - Adults	1,740	4,109	42.3%	52.4%	52.0%	50.6%
% of FP17s for Band 1 Urgent Courses	474	4,898	9.7%	8.1%	9.6%	9.1%
% of FP17s Relating to Free Repair or Replacements	52	4,898	1.1%	0.8%	0.7%	0.8%
% of FP17s Relating to Continuations	70	4,898	1.4%	1.2%	1.0%	1.1%
% of Patients satisfied with the dentistry they have received	42	45	93.3%	92.1%	91.6%	91.4%
% of Patients satisfied with the time they had to wait for an appointment	41	45	91.1%	88.8%	87.9%	87.7%

* This is based on patients treated on this contract for their most recent course of treatment. Figures in italics indicate the base number of FP17s or Patient Questionnaire responses are less than 100. N/A is shown where the base number of responses is less than 10 during the period. % is calculated as Quantity/Base number*100

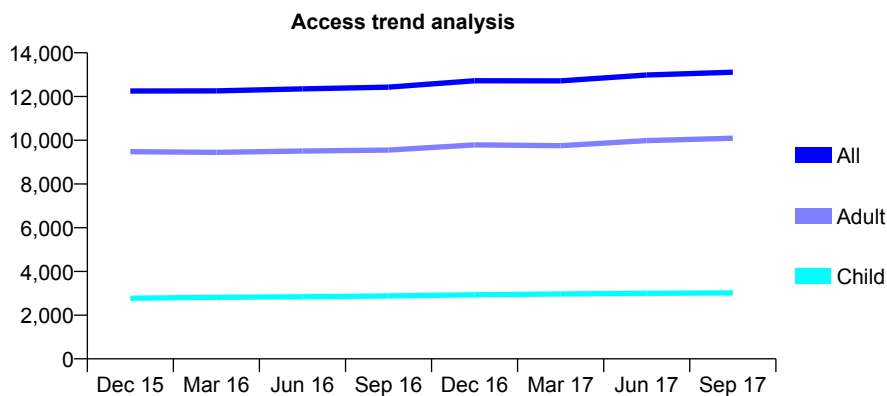
Q65 - Vital Signs At a Glance Contract Report for 101362/0045 - September 2017

Name or company name	Rodericks Dental Limited
Contract type name	GDS Contract
Purpose of contract	General and Orthodontic
Contract start date	01/02/2012
Contract end date	

17/18 Contracted general activity (UDA)	33,727
Carry forward general activity (UDA)	-649
17/18 Contracted orthodontic activity (UOA)	954
Carry forward orthodontic activity (UOA)	3
Baseline contract value	£767,406.54

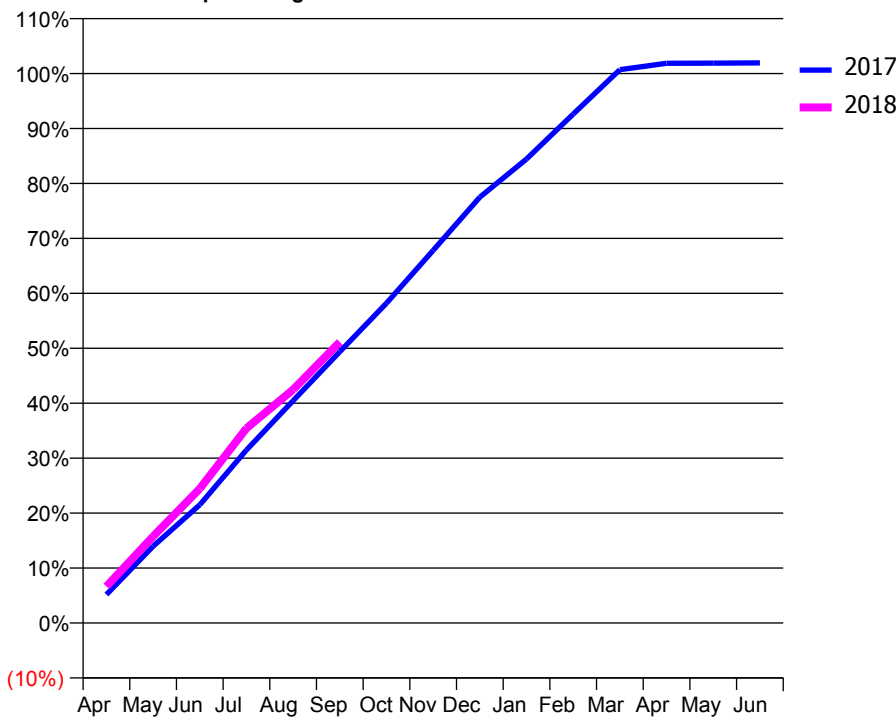
ACCESS*

Patients seen in 24 months	Total	Change since previous quarter
Quarter ending September 2016	12,428	
Quarter ending December 2016	12,722	↑
Quarter ending March 2017	12,717	→
Quarter ending June 2017	12,983	↑
Quarter ending September 2017	13,111	→
Variance since September 2016	5.5%	↑



ACTIVITY

Cumulative percentage of contracted UDA delivered 2017 & 2018



Month	Adjusted Scheduled Activity (UDA)	
	2017	2018
April	1,746	2,248
May	4,713	5,317
June	7,259	8,244
July	10,620	11,953
August	13,651	14,329
September	16,655	17,249
October	19,629	
November	22,872	
December	26,137	
January	28,481	
February	31,235	
March	33,958	
April	34,357	
May	34,361	
June	34,376	

QUALITY

	Quantity	Base Number	Contract	AT	Region	England
% of FP17s for the same patient ID Re-attending within 3 months - Children	130	2,138	6.1%	9.6%	11.4%	11.9%
% of FP17s for the same patient ID Re-attending within 3 months - Adults	735	6,160	11.9%	14.2%	15.7%	15.9%
% of FP17s for the same patient ID Re-attending between 3 & 9 months - Children	1,280	2,138	59.9%	61.6%	60.6%	58.1%
% of FP17s for the same patient ID Re-attending between 3 & 9 months - Adults	2,857	6,160	46.4%	52.4%	52.0%	50.6%
% of FP17s for Band 1 Urgent Courses	524	8,059	6.5%	8.1%	9.6%	9.1%
% of FP17s Relating to Free Repair or Replacements	135	8,059	1.7%	0.8%	0.7%	0.8%
% of FP17s Relating to Continuations	94	8,059	1.2%	1.2%	1.0%	1.1%
% of Patients satisfied with the dentistry they have received	23	25	92.0%	92.1%	91.6%	91.4%
% of Patients satisfied with the time they had to wait for an appointment	22	25	88.0%	88.8%	87.9%	87.7%

* This is based on patients treated on this contract for their most recent course of treatment. Figures in italics indicate the base number of FP17s or Patient Questionnaire responses are less than 100. N/A is shown where the base number of responses is less than 10 during the period. % is calculated as Quantity/Base number*100

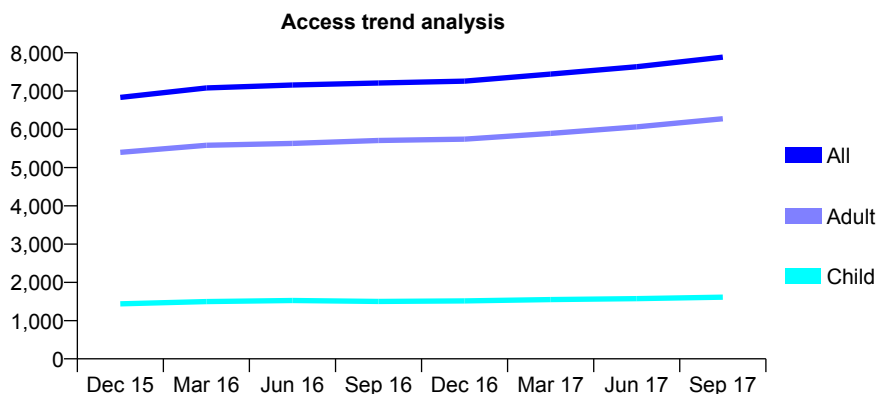
Q65 - Vital Signs At a Glance Contract Report for 101362/0046 - September 2017

Name or company name	Rodericks Dental Limited
Contract type name	GDS Contract
Purpose of contract	General
Contract start date	01/02/2012
Contract end date	

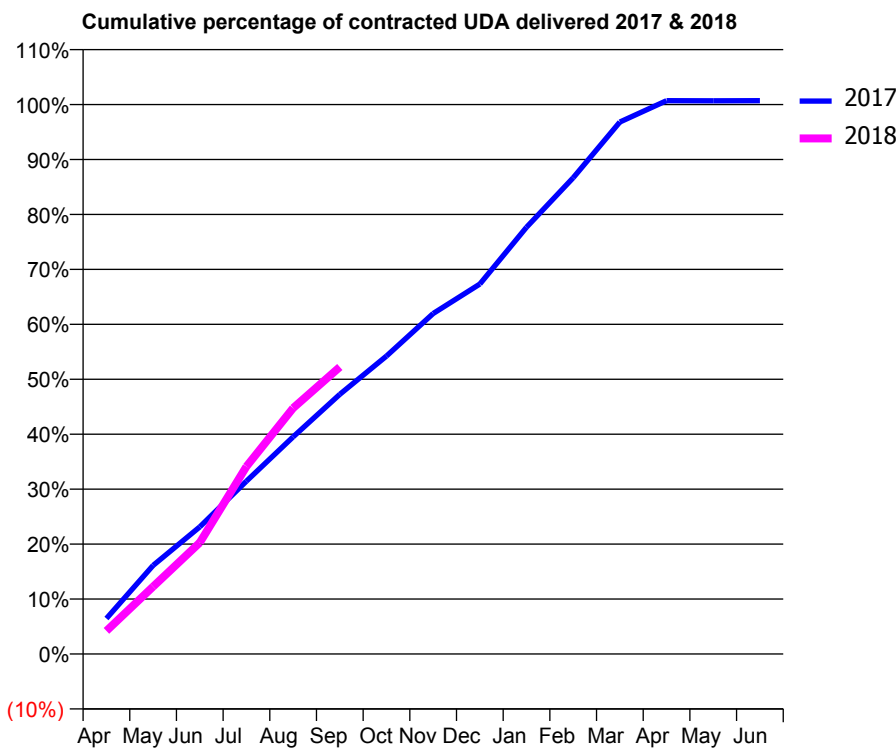
17/18 Contracted general activity (UDA)	20,083
Carry forward general activity (UDA)	-140
17/18 Contracted orthodontic activity (UOA)	0
Carry forward orthodontic activity (UOA)	0
Baseline contract value	£504,516.67

ACCESS*

Patients seen in 24 months	Total	Change since previous quarter
Quarter ending September 2016	7,210	
Quarter ending December 2016	7,258	→
Quarter ending March 2017	7,444	↑
Quarter ending June 2017	7,637	↑
Quarter ending September 2017	7,888	↑
Variance since September 2016	9.4%	↑



ACTIVITY



Month	Adjusted Scheduled Activity (UDA)	
	2017	2018
April	1,300	846
May	3,239	2,462
June	4,645	4,074
July	6,318	6,853
August	7,937	8,988
September	9,489	10,488
October	10,892	
November	12,444	
December	13,523	
January	15,598	
February	17,405	
March	19,443	
April	20,221	
May	20,217	
June	20,223	

QUALITY

	Quantity	Base Number	Contract	AT	Region	England
% of FP17s for the same patient ID Re-attending within 3 months - Children	100	1,139	8.8%	9.6%	11.4%	11.9%
% of FP17s for the same patient ID Re-attending within 3 months - Adults	527	3,938	13.4%	14.2%	15.7%	15.9%
% of FP17s for the same patient ID Re-attending between 3 & 9 months - Children	568	1,139	49.9%	61.6%	60.6%	58.1%
% of FP17s for the same patient ID Re-attending between 3 & 9 months - Adults	1,612	3,938	40.9%	52.4%	52.0%	50.6%
% of FP17s for Band 1 Urgent Courses	568	4,728	12.0%	8.1%	9.6%	9.1%
% of FP17s Relating to Free Repair or Replacements	48	4,728	1.0%	0.8%	0.7%	0.8%
% of FP17s Relating to Continuations	39	4,728	0.8%	1.2%	1.0%	1.1%
% of Patients satisfied with the dentistry they have received	17	19	89.5%	92.1%	91.6%	91.4%
% of Patients satisfied with the time they had to wait for an appointment	16	19	84.2%	88.8%	87.9%	87.7%

* This is based on patients treated on this contract for their most recent course of treatment. Figures in italics indicate the base number of FP17s or Patient Questionnaire responses are less than 100. N/A is shown where the base number of responses is less than 10 during the period. % is calculated as Quantity/Base number*100

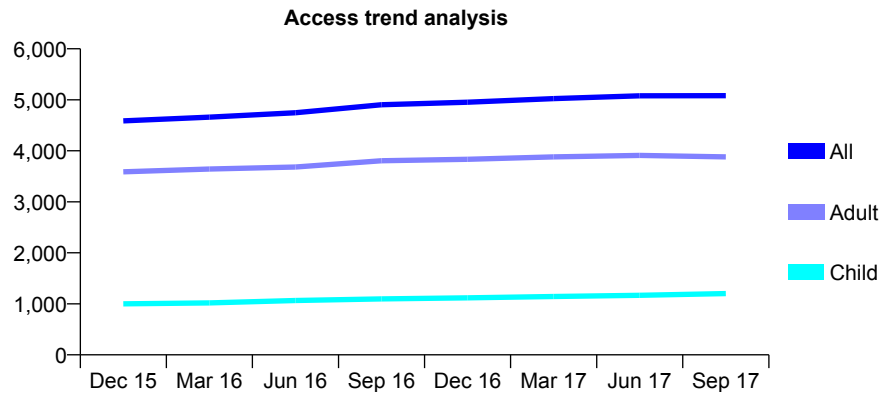
Q65 - Vital Signs At a Glance Contract Report for 101362/0047 - September 2017

Name or company name	Rodericks Dental Limited
Contract type name	GDS Contract
Purpose of contract	General
Contract start date	01/02/2012
Contract end date	

17/18 Contracted general activity (UDA)	13,456
Carry forward general activity (UDA)	-243
17/18 Contracted orthodontic activity (UOA)	0
Carry forward orthodontic activity (UOA)	0
Baseline contract value	£405,688.88

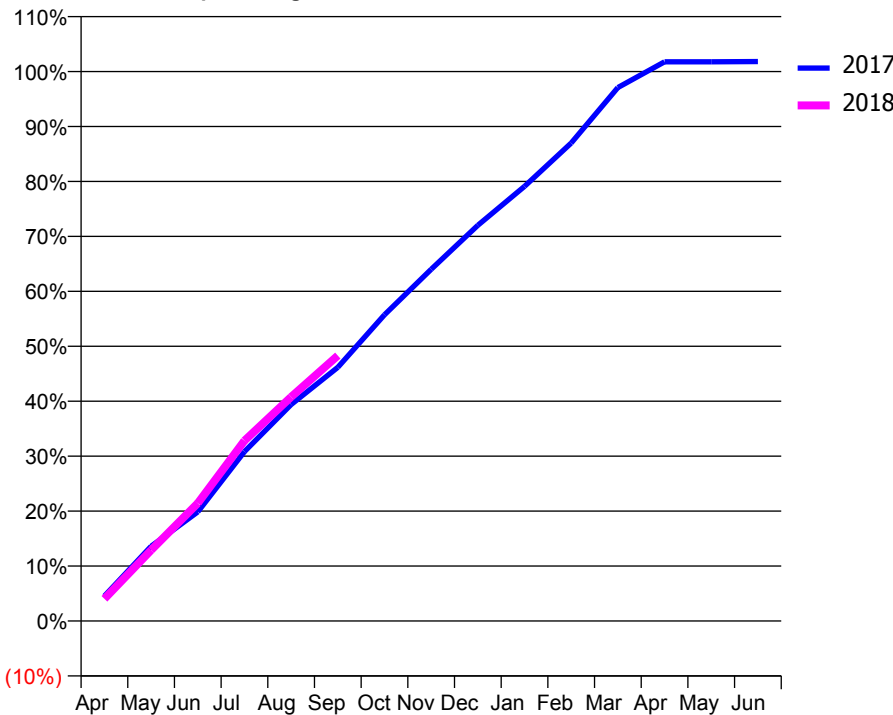
ACCESS*

Patients seen in 24 months	Total	Change since previous quarter
Quarter ending September 2016	4,902	
Quarter ending December 2016	4,953	→
Quarter ending March 2017	5,024	→
Quarter ending June 2017	5,078	→
Quarter ending September 2017	5,082	→
Variance since September 2016	3.7%	↑



ACTIVITY

Cumulative percentage of contracted UDA delivered 2017 & 2018



Month	Adjusted Scheduled Activity (UDA)	
	2017	2018
April	613	543
May	1,829	1,735
June	2,672	2,886
July	4,149	4,417
August	5,300	5,487
September	6,212	6,501
October	7,498	
November	8,612	
December	9,689	
January	10,643	
February	11,704	
March	13,063	
April	13,695	
May	13,695	
June	13,699	

QUALITY

	Quantity	Base Number	Contract	AT	Region	England
% of FP17s for the same patient ID Re-attending within 3 months - Children	64	1,005	6.4%	9.6%	11.4%	11.9%
% of FP17s for the same patient ID Re-attending within 3 months - Adults	417	2,845	14.7%	14.2%	15.7%	15.9%
% of FP17s for the same patient ID Re-attending between 3 & 9 months - Children	679	1,005	67.6%	61.6%	60.6%	58.1%
% of FP17s for the same patient ID Re-attending between 3 & 9 months - Adults	1,112	2,845	39.1%	52.4%	52.0%	50.6%
% of FP17s for Band 1 Urgent Courses	204	2,917	7.0%	8.1%	9.6%	9.1%
% of FP17s Relating to Free Repair or Replacements	39	2,917	1.3%	0.8%	0.7%	0.8%
% of FP17s Relating to Continuations	78	2,917	2.7%	1.2%	1.0%	1.1%
% of Patients satisfied with the dentistry they have received	13	13	100.0%	92.1%	91.6%	91.4%
% of Patients satisfied with the time they had to wait for an appointment	13	13	100.0%	88.8%	87.9%	87.7%

* This is based on patients treated on this contract for their most recent course of treatment. Figures in italics indicate the base number of FP17s or Patient Questionnaire responses are less than 100. N/A is shown where the base number of responses is less than 10 during the period. % is calculated as Quantity/Base number*100

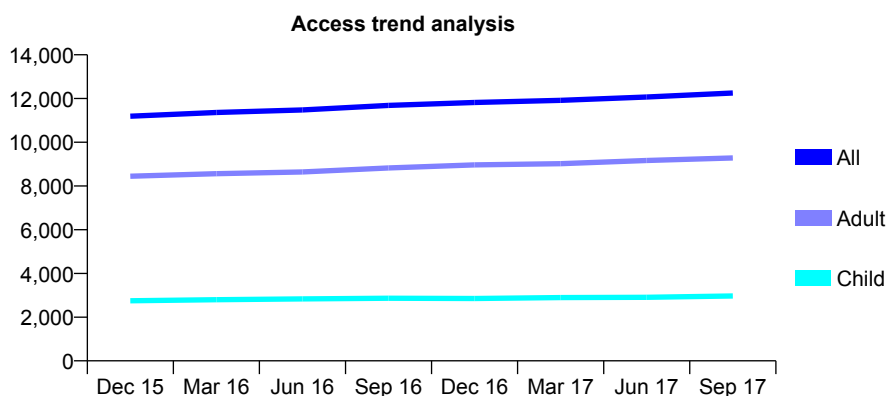
Q65 - Vital Signs At a Glance Contract Report for 101362/0048 - September 2017

Name or company name	Rodericks Dental Limited
Contract type name	GDS Contract
Purpose of contract	General
Contract start date	01/02/2012
Contract end date	

17/18 Contracted general activity (UDA)	36,000
Carry forward general activity (UDA)	364
17/18 Contracted orthodontic activity (UOA)	0
Carry forward orthodontic activity (UOA)	0
Baseline contract value	£821,939.41

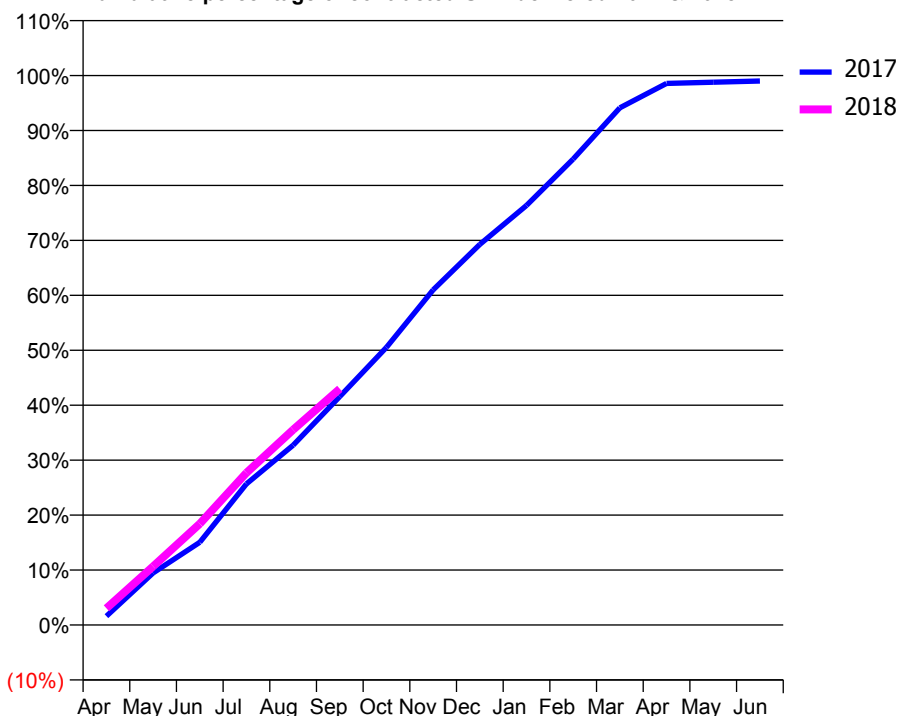
ACCESS*

Patients seen in 24 months	Total	Change since previous quarter
Quarter ending September 2016	11,687	
Quarter ending December 2016	11,819	→
Quarter ending March 2017	11,914	→
Quarter ending June 2017	12,072	→
Quarter ending September 2017	12,250	→
Variance since September 2016	4.8%	↑



ACTIVITY

Cumulative percentage of contracted UDA delivered 2017 & 2018



Month	Adjusted Scheduled Activity (UDA)	
	2017	2018
April	578	1,095
May	3,412	3,843
June	5,418	6,631
July	9,248	9,975
August	11,779	12,790
September	14,974	15,477
October	18,197	
November	21,954	
December	24,934	
January	27,485	
February	30,532	
March	33,885	
April	35,485	
May	35,562	
June	35,636	

QUALITY

	Quantity	Base Number	Contract	AT	Region	England
% of FP17s for the same patient ID Re-attending within 3 months - Children	101	1,966	5.1%	9.6%	11.4%	11.9%
% of FP17s for the same patient ID Re-attending within 3 months - Adults	652	5,266	12.4%	14.2%	15.7%	15.9%
% of FP17s for the same patient ID Re-attending between 3 & 9 months - Children	1,070	1,966	54.4%	61.6%	60.6%	58.1%
% of FP17s for the same patient ID Re-attending between 3 & 9 months - Adults	2,203	5,266	41.8%	52.4%	52.0%	50.6%
% of FP17s for Band 1 Urgent Courses	565	6,630	8.5%	8.1%	9.6%	9.1%
% of FP17s Relating to Free Repair or Replacements	65	6,630	1.0%	0.8%	0.7%	0.8%
% of FP17s Relating to Continuations	47	6,630	0.7%	1.2%	1.0%	1.1%
% of Patients satisfied with the dentistry they have received	30	33	90.9%	92.1%	91.6%	91.4%
% of Patients satisfied with the time they had to wait for an appointment	30	33	90.9%	88.8%	87.9%	87.7%

* This is based on patients treated on this contract for their most recent course of treatment. Figures in italics indicate the base number of FP17s or Patient Questionnaire responses are less than 100. N/A is shown where the base number of responses is less than 10 during the period. % is calculated as Quantity/Base number*100

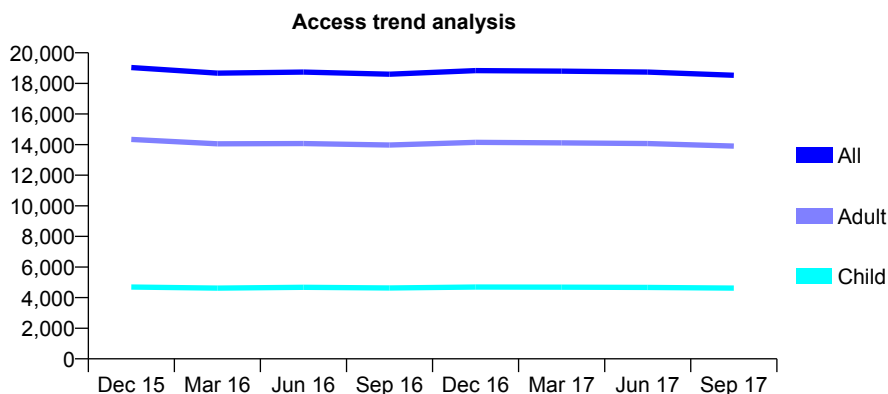
Q65 - Vital Signs At a Glance Contract Report for 101370/0030 - September 2017

Name or company name	Petrie Tucker and Partners Ltd
Contract type name	GDS Contract
Purpose of contract	General
Contract start date	01/04/2006
Contract end date	

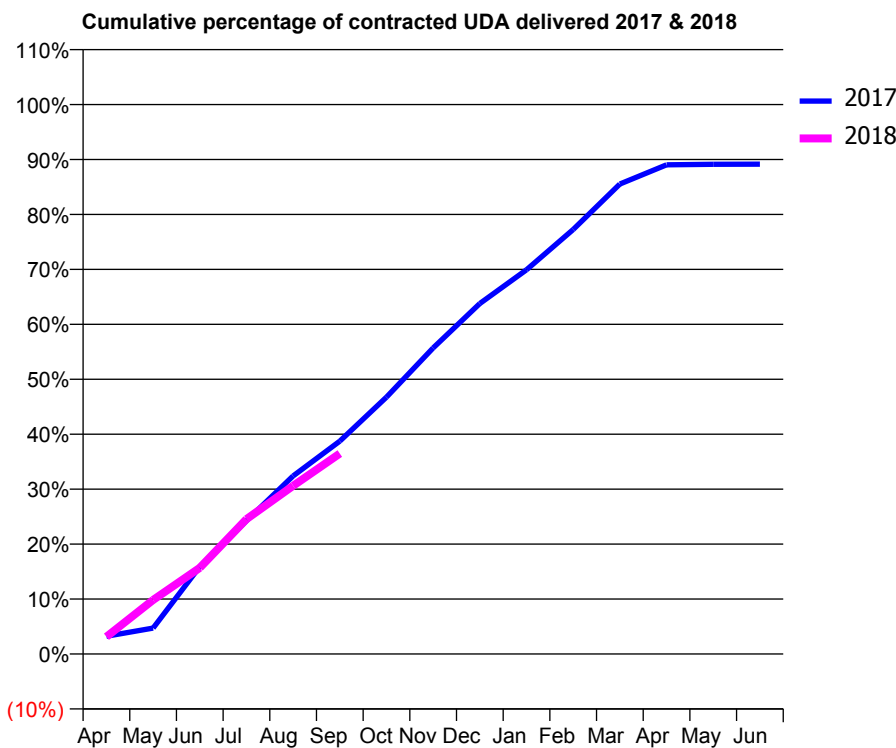
17/18 Contracted general activity (UDA)	61,735
Carry forward general activity (UDA)	0
17/18 Contracted orthodontic activity (UOA)	0
Carry forward orthodontic activity (UOA)	0
Baseline contract value	£1,339,667.08

ACCESS*

Patients seen in 24 months	Total	Change since previous quarter
Quarter ending September 2016	18,604	
Quarter ending December 2016	18,835	→
Quarter ending March 2017	18,801	→
Quarter ending June 2017	18,737	→
Quarter ending September 2017	18,535	↓
Variance since September 2016	(0.4%)	→



ACTIVITY



Month	Adjusted Scheduled Activity (UDA)	
	2017	2018
April	2,002	1,944
May	2,920	6,074
June	9,815	9,680
July	14,971	15,157
August	20,013	18,892
September	23,919	22,525
October	28,864	
November	34,386	
December	39,380	
January	43,170	
February	47,692	
March	52,801	
April	54,955	
May	55,025	
June	55,040	

QUALITY

	Quantity	Base Number	Contract	AT	Region	England
% of FP17s for the same patient ID Re-attending within 3 months - Children	228	3,389	6.7%	9.6%	11.4%	11.9%
% of FP17s for the same patient ID Re-attending within 3 months - Adults	1,167	9,480	12.3%	14.2%	15.7%	15.9%
% of FP17s for the same patient ID Re-attending between 3 & 9 months - Children	2,132	3,389	62.9%	61.6%	60.6%	58.1%
% of FP17s for the same patient ID Re-attending between 3 & 9 months - Adults	5,596	9,480	59.0%	52.4%	52.0%	50.6%
% of FP17s for Band 1 Urgent Courses	728	11,823	6.2%	8.1%	9.6%	9.1%
% of FP17s Relating to Free Repair or Replacements	84	11,823	0.7%	0.8%	0.7%	0.8%
% of FP17s Relating to Continuations	215	11,823	1.8%	1.2%	1.0%	1.1%
% of Patients satisfied with the dentistry they have received	21	23	91.3%	92.1%	91.6%	91.4%
% of Patients satisfied with the time they had to wait for an appointment	18	23	78.3%	88.8%	87.9%	87.7%

* This is based on patients treated on this contract for their most recent course of treatment. Figures in italics indicate the base number of FP17s or Patient Questionnaire responses are less than 100. N/A is shown where the base number of responses is less than 10 during the period. % is calculated as Quantity/Base number*100

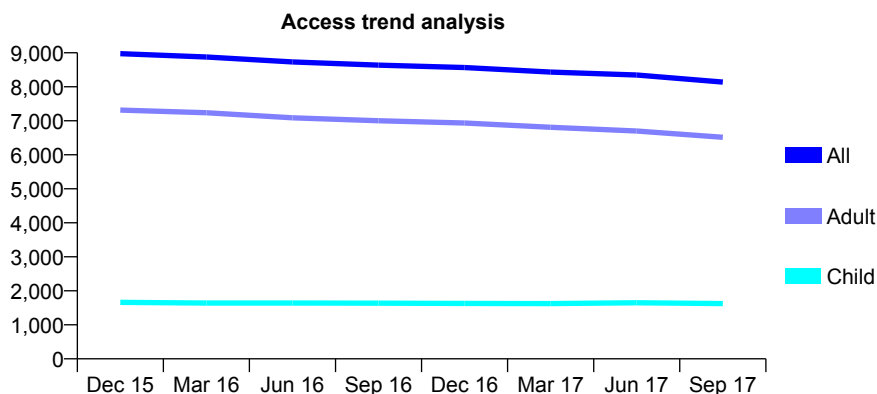
Q65 - Vital Signs At a Glance Contract Report for 101370/0031 - September 2017

Name or company name	Petrie Tucker and Partners Ltd
Contract type name	GDS Contract
Purpose of contract	General
Contract start date	01/04/2006
Contract end date	

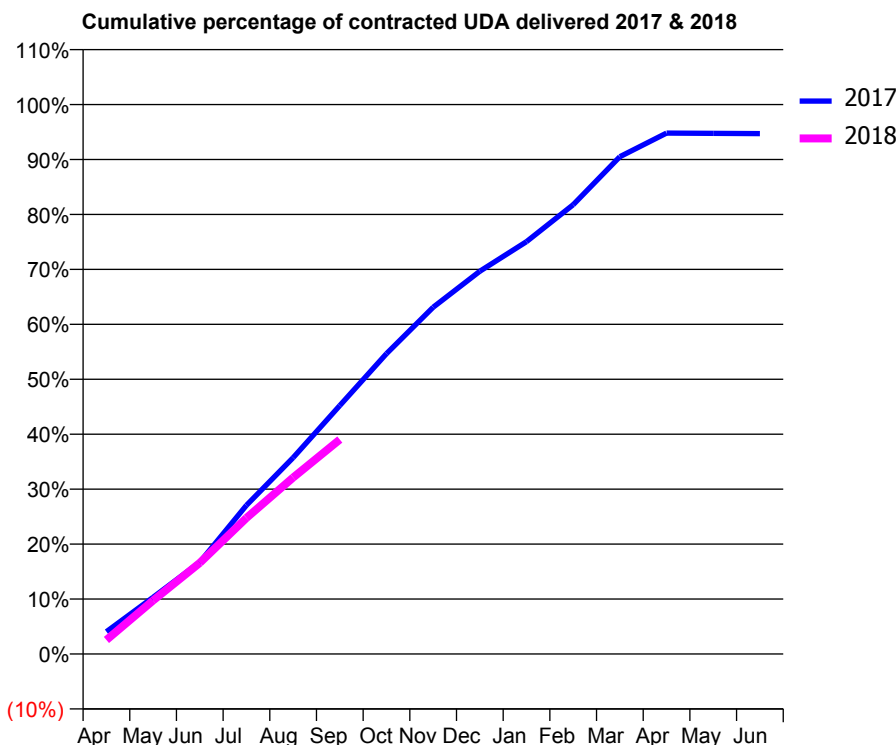
17/18 Contracted general activity (UDA)	29,000
Carry forward general activity (UDA)	0
17/18 Contracted orthodontic activity (UOA)	0
Carry forward orthodontic activity (UOA)	0
Baseline contract value	£616,072.34

ACCESS*

Patients seen in 24 months	Total	Change since previous quarter
Quarter ending September 2016	8,639	
Quarter ending December 2016	8,566	→
Quarter ending March 2017	8,435	↓
Quarter ending June 2017	8,347	↓
Quarter ending September 2017	8,140	↓
Variance since September 2016	(5.8%)	↓



ACTIVITY



Month	Adjusted Scheduled Activity (UDA)	
	2017	2018
April	1,181	745
May	2,995	2,822
June	4,845	4,810
July	7,851	7,182
August	10,361	9,314
September	13,117	11,321
October	15,854	
November	18,302	
December	20,204	
January	21,760	
February	23,710	
March	26,244	
April	27,494	
May	27,476	
June	27,467	

QUALITY

	Quantity	Base Number	Contract	AT	Region	England
% of FP17s for the same patient ID Re-attending within 3 months - Children	79	1,063	7.4%	9.6%	11.4%	11.9%
% of FP17s for the same patient ID Re-attending within 3 months - Adults	394	3,744	10.5%	14.2%	15.7%	15.9%
% of FP17s for the same patient ID Re-attending between 3 & 9 months - Children	523	1,063	49.2%	61.6%	60.6%	58.1%
% of FP17s for the same patient ID Re-attending between 3 & 9 months - Adults	1,711	3,744	45.7%	52.4%	52.0%	50.6%
% of FP17s for Band 1 Urgent Courses	245	4,423	5.5%	8.1%	9.6%	9.1%
% of FP17s Relating to Free Repair or Replacements	25	4,423	0.6%	0.8%	0.7%	0.8%
% of FP17s Relating to Continuations	115	4,423	2.6%	1.2%	1.0%	1.1%
% of Patients satisfied with the dentistry they have received	11	11	100.0%	92.1%	91.6%	91.4%
% of Patients satisfied with the time they had to wait for an appointment	10	11	90.9%	88.8%	87.9%	87.7%

* This is based on patients treated on this contract for their most recent course of treatment. Figures in italics indicate the base number of FP17s or Patient Questionnaire responses are less than 100. N/A is shown where the base number of responses is less than 10 during the period. % is calculated as Quantity/Base number*100

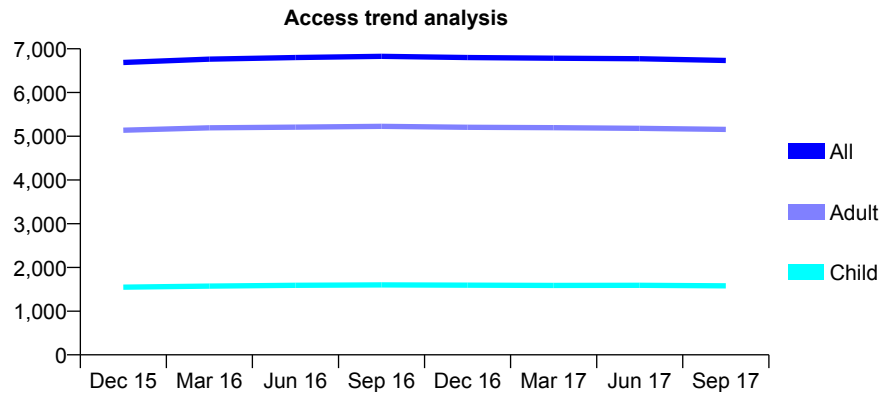
Q65 - Vital Signs At a Glance Contract Report for 101370/0041 - September 2017

Name or company name	Petrie Tucker and Partners Ltd
Contract type name	GDS Contract
Purpose of contract	General
Contract start date	01/04/2006
Contract end date	

17/18 Contracted general activity (UDA)	18,250
Carry forward general activity (UDA)	308
17/18 Contracted orthodontic activity (UOA)	0
Carry forward orthodontic activity (UOA)	0
Baseline contract value	£411,361.00

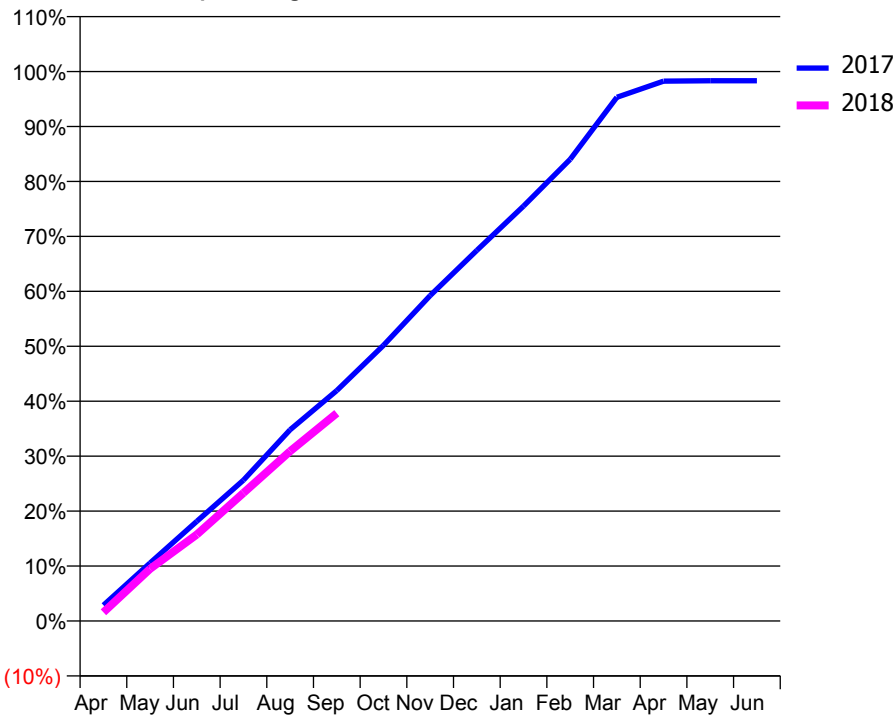
ACCESS*

Patients seen in 24 months	Total	Change since previous quarter
Quarter ending September 2016	6,827	
Quarter ending December 2016	6,800	→
Quarter ending March 2017	6,785	→
Quarter ending June 2017	6,772	→
Quarter ending September 2017	6,732	→
Variance since September 2016	(1.4%)	↓



ACTIVITY

Cumulative percentage of contracted UDA delivered 2017 & 2018



Month	Adjusted Scheduled Activity (UDA)	
	2017	2018
April	523	291
May	1,930	1,736
June	3,310	2,873
July	4,677	4,255
August	6,352	5,639
September	7,657	6,901
October	9,157	
November	10,807	
December	12,312	
January	13,779	
February	15,335	
March	17,392	
April	17,930	
May	17,942	
June	17,942	

QUALITY

	Quantity	Base Number	Contract	AT	Region	England
% of FP17s for the same patient ID Re-attending within 3 months - Children	88	1,126	7.8%	9.6%	11.4%	11.9%
% of FP17s for the same patient ID Re-attending within 3 months - Adults	379	3,114	12.2%	14.2%	15.7%	15.9%
% of FP17s for the same patient ID Re-attending between 3 & 9 months - Children	621	1,126	55.2%	61.6%	60.6%	58.1%
% of FP17s for the same patient ID Re-attending between 3 & 9 months - Adults	1,498	3,114	48.1%	52.4%	52.0%	50.6%
% of FP17s for Band 1 Urgent Courses	259	3,627	7.1%	8.1%	9.6%	9.1%
% of FP17s Relating to Free Repair or Replacements	41	3,627	1.1%	0.8%	0.7%	0.8%
% of FP17s Relating to Continuations	42	3,627	1.2%	1.2%	1.0%	1.1%
% of Patients satisfied with the dentistry they have received	11	12	91.7%	92.1%	91.6%	91.4%
% of Patients satisfied with the time they had to wait for an appointment	11	12	91.7%	88.8%	87.9%	87.7%

* This is based on patients treated on this contract for their most recent course of treatment. Figures in italics indicate the base number of FP17s or Patient Questionnaire responses are less than 100. N/A is shown where the base number of responses is less than 10 during the period. % is calculated as Quantity/Base number*100

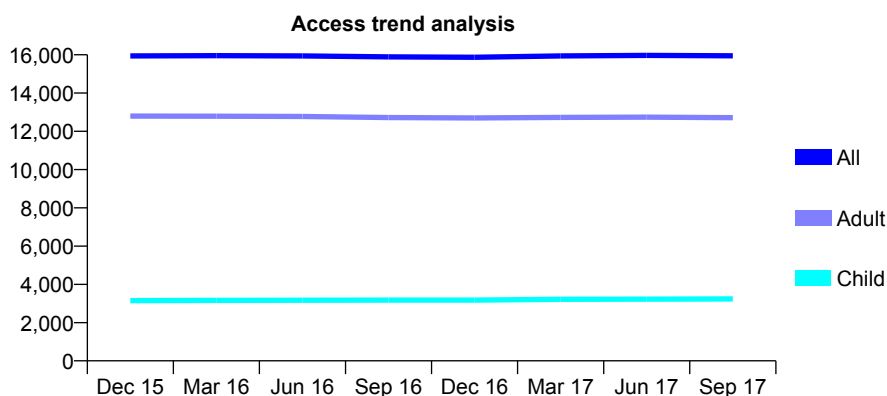
Q65 - Vital Signs At a Glance Contract Report for 101370/0050 - September 2017

Name or company name	Petrie Tucker and Partners Ltd
Contract type name	GDS Contract
Purpose of contract	General
Contract start date	01/04/2006
Contract end date	

17/18 Contracted general activity (UDA)	53,726
Carry forward general activity (UDA)	1,276
17/18 Contracted orthodontic activity (UOA)	0
Carry forward orthodontic activity (UOA)	0
Baseline contract value	£1,165,673.73

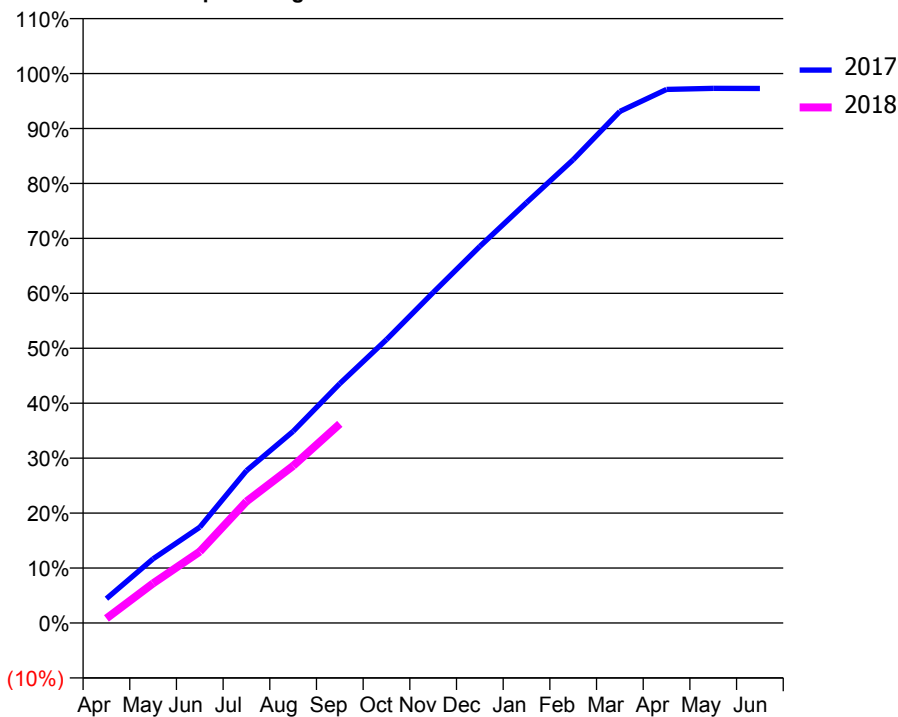
ACCESS*

Patients seen in 24 months	Total	Change since previous quarter
Quarter ending September 2016	15,894	
Quarter ending December 2016	15,872	→
Quarter ending March 2017	15,942	→
Quarter ending June 2017	15,966	→
Quarter ending September 2017	15,947	→
Variance since September 2016	0.3%	→



ACTIVITY

Cumulative percentage of contracted UDA delivered 2017 & 2018



Month	Adjusted Scheduled Activity (UDA)	
	2017	2018
April	2,074	455
May	5,460	3,872
June	8,143	6,984
July	12,956	11,881
August	16,299	15,368
September	20,358	19,473
October	24,106	
November	28,108	
December	32,027	
January	35,743	
February	39,402	
March	43,500	
April	45,369	
May	45,462	
June	45,450	

QUALITY

	Quantity	Base Number	Contract	AT	Region	England
% of FP17s for the same patient ID Re-attending within 3 months - Children	157	2,574	6.1%	9.6%	11.4%	11.9%
% of FP17s for the same patient ID Re-attending within 3 months - Adults	822	8,358	9.8%	14.2%	15.7%	15.9%
% of FP17s for the same patient ID Re-attending between 3 & 9 months - Children	1,721	2,574	66.9%	61.6%	60.6%	58.1%
% of FP17s for the same patient ID Re-attending between 3 & 9 months - Adults	5,033	8,358	60.2%	52.4%	52.0%	50.6%
% of FP17s for Band 1 Urgent Courses	497	10,103	4.9%	8.1%	9.6%	9.1%
% of FP17s Relating to Free Repair or Replacements	33	10,103	0.3%	0.8%	0.7%	0.8%
% of FP17s Relating to Continuations	143	10,103	1.4%	1.2%	1.0%	1.1%
% of Patients satisfied with the dentistry they have received	29	32	90.6%	92.1%	91.6%	91.4%
% of Patients satisfied with the time they had to wait for an appointment	30	32	93.8%	88.8%	87.9%	87.7%

* This is based on patients treated on this contract for their most recent course of treatment. Figures in italics indicate the base number of FP17s or Patient Questionnaire responses are less than 100. N/A is shown where the base number of responses is less than 10 during the period. % is calculated as Quantity/Base number*100

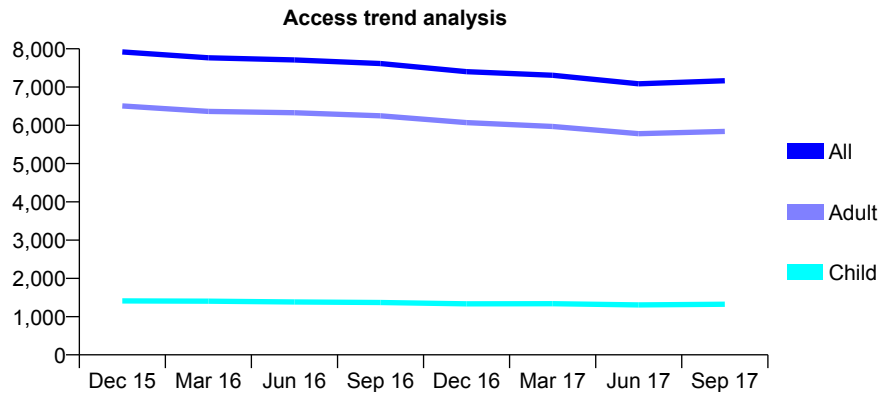
Q65 - Vital Signs At a Glance Contract Report for 101370/0055 - September 2017

Name or company name	Petrie Tucker and Partners Ltd
Contract type name	GDS Contract
Purpose of contract	General
Contract start date	01/04/2006
Contract end date	

17/18 Contracted general activity (UDA)	25,485
Carry forward general activity (UDA)	741
17/18 Contracted orthodontic activity (UOA)	0
Carry forward orthodontic activity (UOA)	0
Baseline contract value	£579,753.32

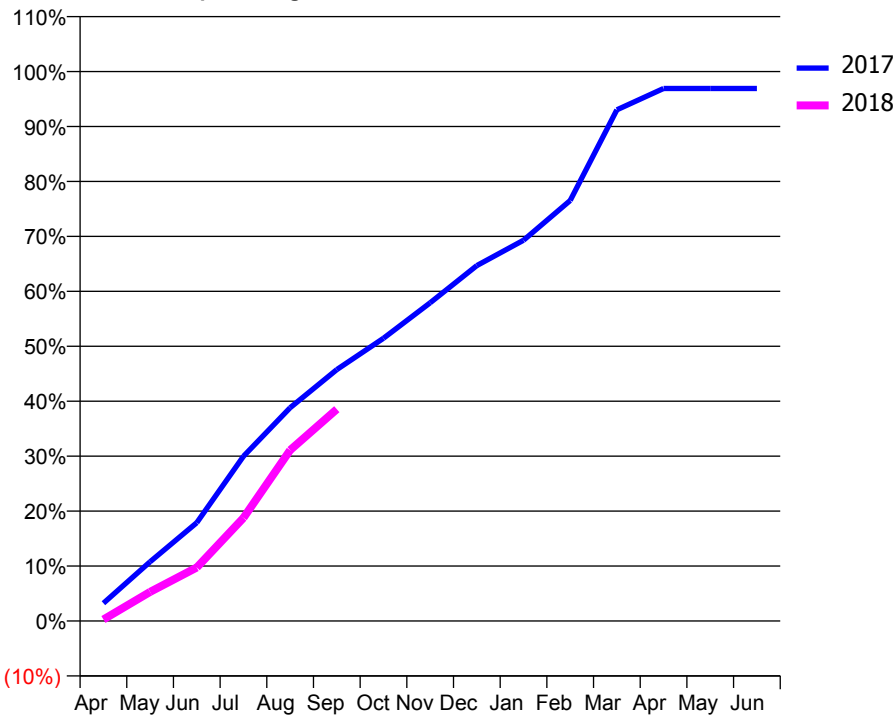
ACCESS*

Patients seen in 24 months	Total	Change since previous quarter
Quarter ending September 2016	7,614	
Quarter ending December 2016	7,401	↓
Quarter ending March 2017	7,307	↓
Quarter ending June 2017	7,086	↓
Quarter ending September 2017	7,165	→
Variance since September 2016	(5.9%)	↓



ACTIVITY

Cumulative percentage of contracted UDA delivered 2017 & 2018



Month	Adjusted Scheduled Activity (UDA)	
	2017	2018
April	776	73
May	2,584	1,351
June	4,281	2,482
July	7,174	4,783
August	9,291	7,923
September	10,953	9,823
October	12,314	
November	13,859	
December	15,481	
January	16,587	
February	18,315	
March	22,264	
April	23,194	
May	23,194	
June	23,194	

QUALITY

	Quantity	Base Number	Contract	AT	Region	England
% of FP17s for the same patient ID Re-attending within 3 months - Children	58	864	6.7%	9.6%	11.4%	11.9%
% of FP17s for the same patient ID Re-attending within 3 months - Adults	395	3,446	11.5%	14.2%	15.7%	15.9%
% of FP17s for the same patient ID Re-attending between 3 & 9 months - Children	416	864	48.1%	61.6%	60.6%	58.1%
% of FP17s for the same patient ID Re-attending between 3 & 9 months - Adults	1,548	3,446	44.9%	52.4%	52.0%	50.6%
% of FP17s for Band 1 Urgent Courses	349	3,966	8.8%	8.1%	9.6%	9.1%
% of FP17s Relating to Free Repair or Replacements	34	3,966	0.9%	0.8%	0.7%	0.8%
% of FP17s Relating to Continuations	42	3,966	1.1%	1.2%	1.0%	1.1%
% of Patients satisfied with the dentistry they have received	16	17	94.1%	92.1%	91.6%	91.4%
% of Patients satisfied with the time they had to wait for an appointment	15	17	88.2%	88.8%	87.9%	87.7%

* This is based on patients treated on this contract for their most recent course of treatment. Figures in italics indicate the base number of FP17s or Patient Questionnaire responses are less than 100. N/A is shown where the base number of responses is less than 10 during the period. % is calculated as Quantity/Base number*100

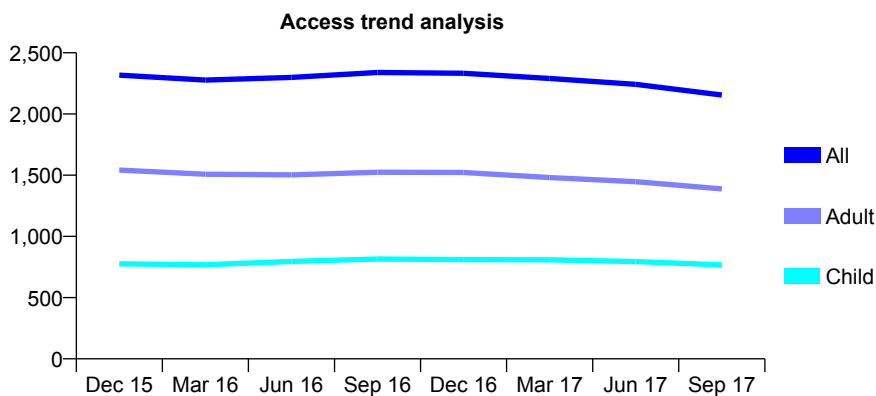
Q65 - Vital Signs At a Glance Contract Report for 101370/0070 - September 2017

Name or company name	Whitecross Dental Care Limited
Contract type name	GDS Contract
Purpose of contract	General
Contract start date	01/07/2006
Contract end date	

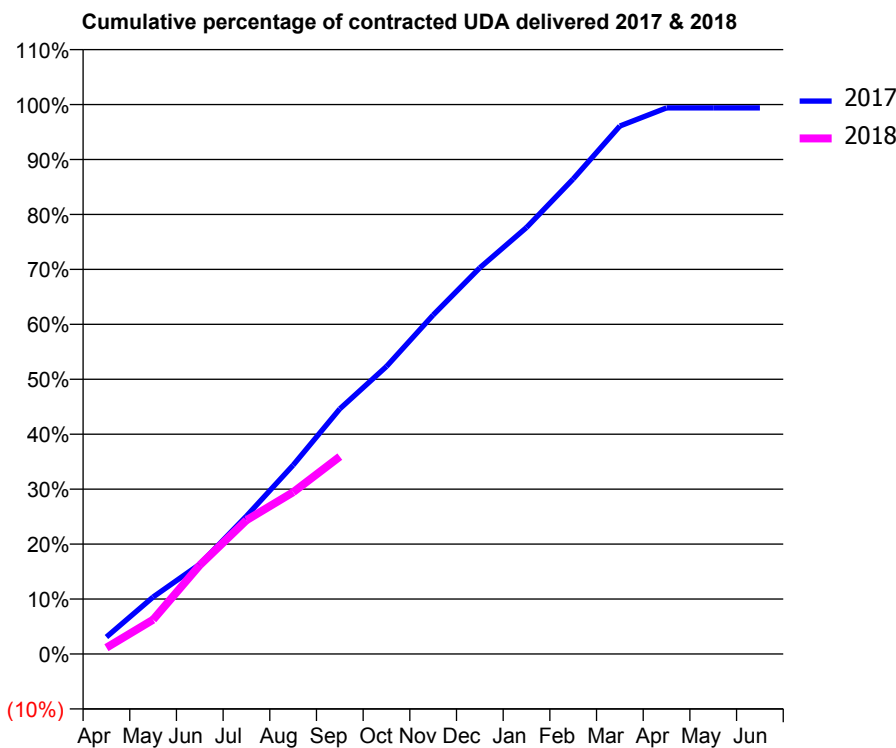
17/18 Contracted general activity (UDA)	6,673
Carry forward general activity (UDA)	41
17/18 Contracted orthodontic activity (UOA)	0
Carry forward orthodontic activity (UOA)	0
Baseline contract value	£173,882.75

ACCESS*

Patients seen in 24 months	Total	Change since previous quarter
Quarter ending September 2016	2,339	
Quarter ending December 2016	2,333	→
Quarter ending March 2017	2,290	↓
Quarter ending June 2017	2,242	↓
Quarter ending September 2017	2,155	↓
Variance since September 2016	(7.9%)	↓



ACTIVITY



Month	Adjusted Scheduled Activity (UDA)	
	2017	2018
April	207	77
May	692	416
June	1,091	1,079
July	1,675	1,625
August	2,294	1,965
September	2,977	2,397
October	3,493	
November	4,117	
December	4,690	
January	5,179	
February	5,769	
March	6,412	
April	6,632	
May	6,632	
June	6,632	

QUALITY

	Quantity	Base Number	Contract	AT	Region	England
% of FP17s for the same patient ID Re-attending within 3 months - Children	35	435	8.0%	9.6%	11.4%	11.9%
% of FP17s for the same patient ID Re-attending within 3 months - Adults	64	725	8.8%	14.2%	15.7%	15.9%
% of FP17s for the same patient ID Re-attending between 3 & 9 months - Children	270	435	62.1%	61.6%	60.6%	58.1%
% of FP17s for the same patient ID Re-attending between 3 & 9 months - Adults	434	725	59.9%	52.4%	52.0%	50.6%
% of FP17s for Band 1 Urgent Courses	21	1,045	2.0%	8.1%	9.6%	9.1%
% of FP17s Relating to Free Repair or Replacements	2	1,045	0.2%	0.8%	0.7%	0.8%
% of FP17s Relating to Continuations	20	1,045	1.9%	1.2%	1.0%	1.1%
% of Patients satisfied with the dentistry they have received	7	8	N/A	92.1%	91.6%	91.4%
% of Patients satisfied with the time they had to wait for an appointment	8	8	N/A	88.8%	87.9%	87.7%

* This is based on patients treated on this contract for their most recent course of treatment. Figures in italics indicate the base number of FP17s or Patient Questionnaire responses are less than 100. N/A is shown where the base number of responses is less than 10 during the period. % is calculated as Quantity/Base number*100

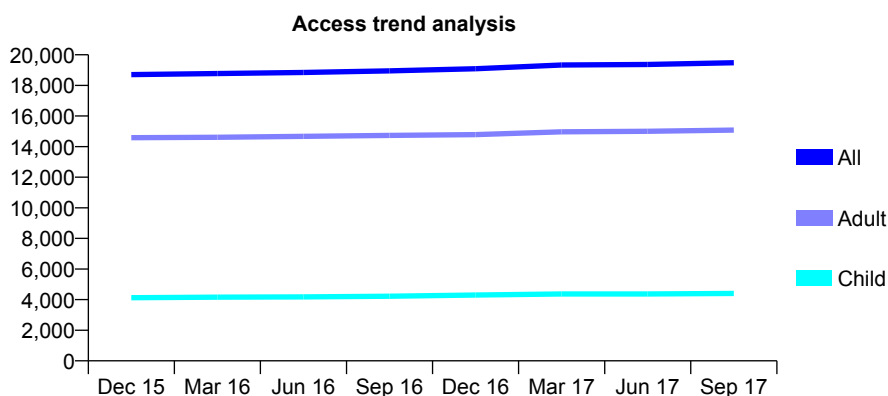
Q65 - Vital Signs At a Glance Contract Report for 101435/0006 - September 2017

Name or company name	IDH Limited
Contract type name	GDS Contract
Purpose of contract	General
Contract start date	01/04/2006
Contract end date	

17/18 Contracted general activity (UDA)	55,223
Carry forward general activity (UDA)	0
17/18 Contracted orthodontic activity (UOA)	0
Carry forward orthodontic activity (UOA)	0
Baseline contract value	£1,212,896.53

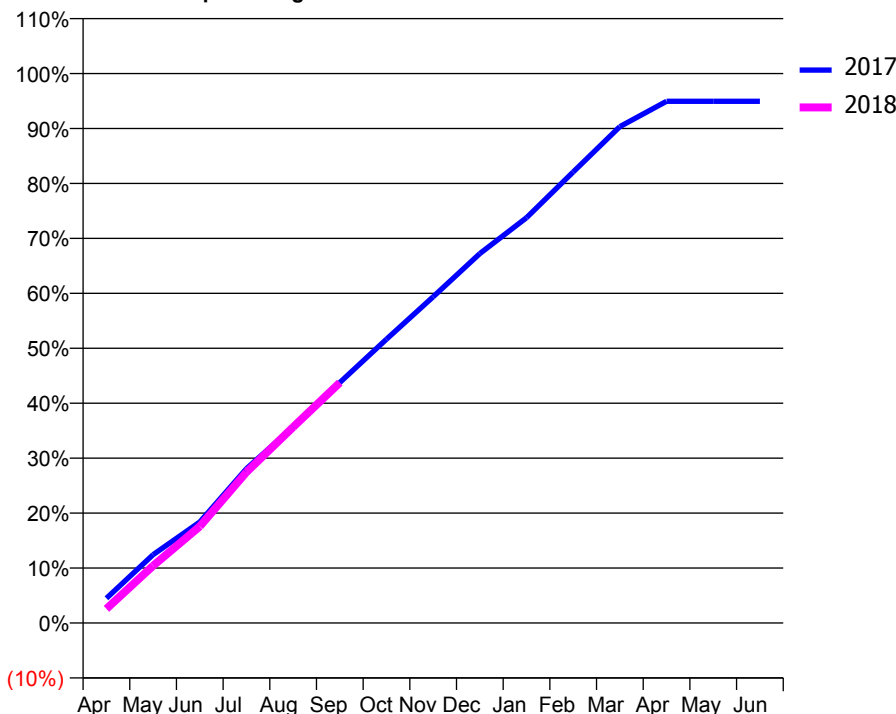
ACCESS*

Patients seen in 24 months	Total	Change since previous quarter
Quarter ending September 2016	18,952	
Quarter ending December 2016	19,085	→
Quarter ending March 2017	19,337	→
Quarter ending June 2017	19,368	→
Quarter ending September 2017	19,483	→
Variance since September 2016	2.8%	↑



ACTIVITY

Cumulative percentage of contracted UDA delivered 2017 & 2018



Adjusted Scheduled Activity (UDA)

Month	2017	2018
April	2,489	1,429
May	6,867	5,749
June	10,152	9,716
July	15,517	15,168
August	19,703	19,691
September	24,166	24,151
October	28,525	
November	32,791	
December	37,126	
January	40,734	
February	45,333	
March	49,885	
April	52,428	
May	52,435	
June	52,427	

QUALITY

	Quantity	Base Number	Contract	AT	Region	England
% of FP17s for the same patient ID Re-attending within 3 months - Children	165	2,958	5.6%	9.6%	11.4%	11.9%
% of FP17s for the same patient ID Re-attending within 3 months - Adults	900	9,115	9.9%	14.2%	15.7%	15.9%
% of FP17s for the same patient ID Re-attending between 3 & 9 months - Children	1,442	2,958	48.7%	61.6%	60.6%	58.1%
% of FP17s for the same patient ID Re-attending between 3 & 9 months - Adults	4,210	9,115	46.2%	52.4%	52.0%	50.6%
% of FP17s for Band 1 Urgent Courses	481	11,074	4.3%	8.1%	9.6%	9.1%
% of FP17s Relating to Free Repair or Replacements	42	11,074	0.4%	0.8%	0.7%	0.8%
% of FP17s Relating to Continuations	220	11,074	2.0%	1.2%	1.0%	1.1%
% of Patients satisfied with the dentistry they have received	46	47	97.9%	92.1%	91.6%	91.4%
% of Patients satisfied with the time they had to wait for an appointment	44	47	93.6%	88.8%	87.9%	87.7%

* This is based on patients treated on this contract for their most recent course of treatment. Figures in italics indicate the base number of FP17s or Patient Questionnaire responses are less than 100. N/A is shown where the base number of responses is less than 10 during the period. % is calculated as Quantity/Base number*100

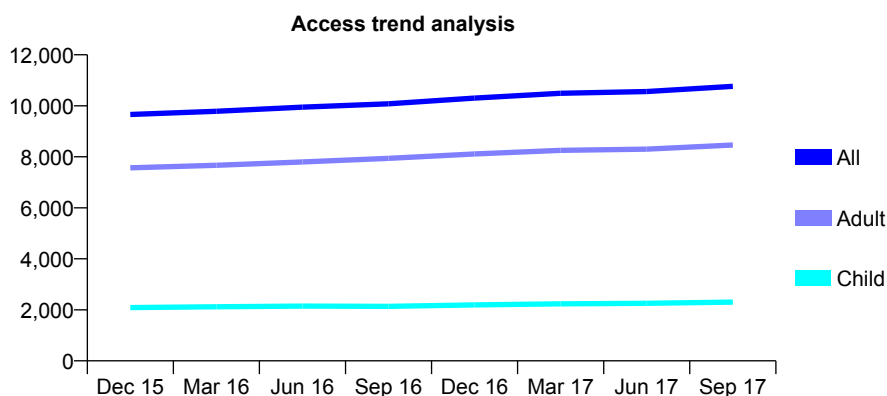
Q65 - Vital Signs At a Glance Contract Report for 101435/0007 - September 2017

Name or company name	IDH Limited
Contract type name	GDS Contract
Purpose of contract	General
Contract start date	01/04/2006
Contract end date	

17/18 Contracted general activity (UDA)	33,493
Carry forward general activity (UDA)	1,266
17/18 Contracted orthodontic activity (UOA)	0
Carry forward orthodontic activity (UOA)	0
Baseline contract value	£764,216.62

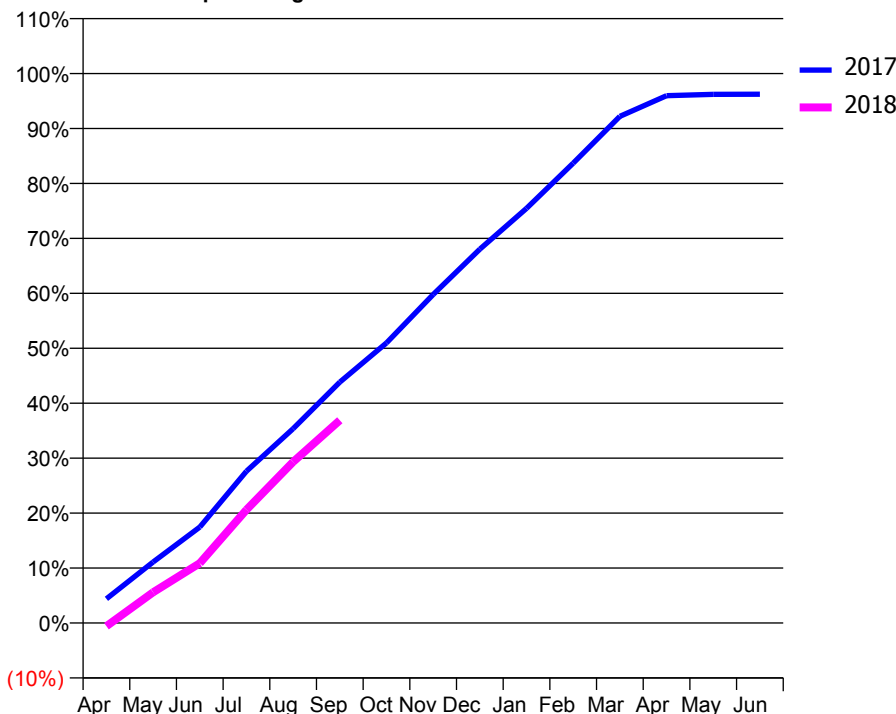
ACCESS*

Patients seen in 24 months	Total	Change since previous quarter
Quarter ending September 2016	10,080	
Quarter ending December 2016	10,304	↑
Quarter ending March 2017	10,489	→
Quarter ending June 2017	10,557	→
Quarter ending September 2017	10,766	→
Variance since September 2016	6.8%	↑



ACTIVITY

Cumulative percentage of contracted UDA delivered 2017 & 2018



Month	Adjusted Scheduled Activity (UDA)	
	2017	2018
April	1,476	-201
May	3,716	1,876
June	5,851	3,649
July	9,257	6,908
August	11,844	9,820
September	14,681	12,362
October	17,074	
November	20,020	
December	22,785	
January	25,269	
February	28,032	
March	30,879	
April	32,143	
May	32,226	
June	32,227	

QUALITY

	Quantity	Base Number	Contract	AT	Region	England
% of FP17s for the same patient ID Re-attending within 3 months - Children	58	1,492	3.9%	9.6%	11.4%	11.9%
% of FP17s for the same patient ID Re-attending within 3 months - Adults	456	4,779	9.5%	14.2%	15.7%	15.9%
% of FP17s for the same patient ID Re-attending between 3 & 9 months - Children	775	1,492	51.9%	61.6%	60.6%	58.1%
% of FP17s for the same patient ID Re-attending between 3 & 9 months - Adults	2,212	4,779	46.3%	52.4%	52.0%	50.6%
% of FP17s for Band 1 Urgent Courses	489	5,770	8.5%	8.1%	9.6%	9.1%
% of FP17s Relating to Free Repair or Replacements	62	5,770	1.1%	0.8%	0.7%	0.8%
% of FP17s Relating to Continuations	62	5,770	1.1%	1.2%	1.0%	1.1%
% of Patients satisfied with the dentistry they have received	27	28	96.4%	92.1%	91.6%	91.4%
% of Patients satisfied with the time they had to wait for an appointment	25	28	89.3%	88.8%	87.9%	87.7%

* This is based on patients treated on this contract for their most recent course of treatment. Figures in italics indicate the base number of FP17s or Patient Questionnaire responses are less than 100. N/A is shown where the base number of responses is less than 10 during the period. % is calculated as Quantity/Base number*100

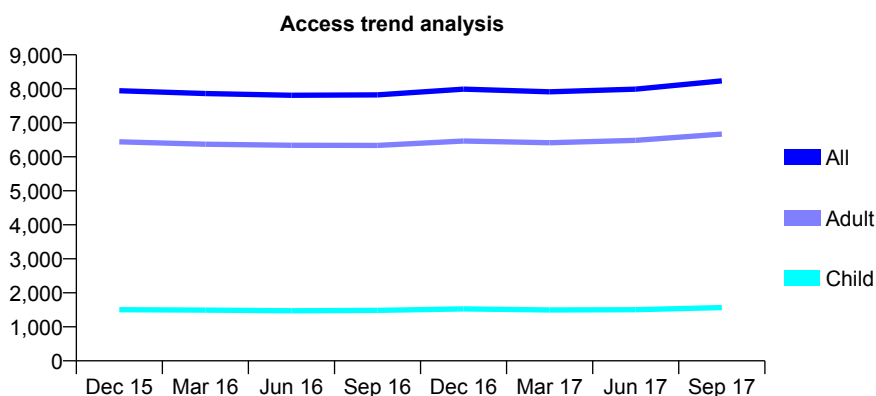
Q65 - Vital Signs At a Glance Contract Report for 101435/0012 - September 2017

Name or company name	IDH Limited
Contract type name	GDS Contract
Purpose of contract	General
Contract start date	01/04/2006
Contract end date	30/10/2017

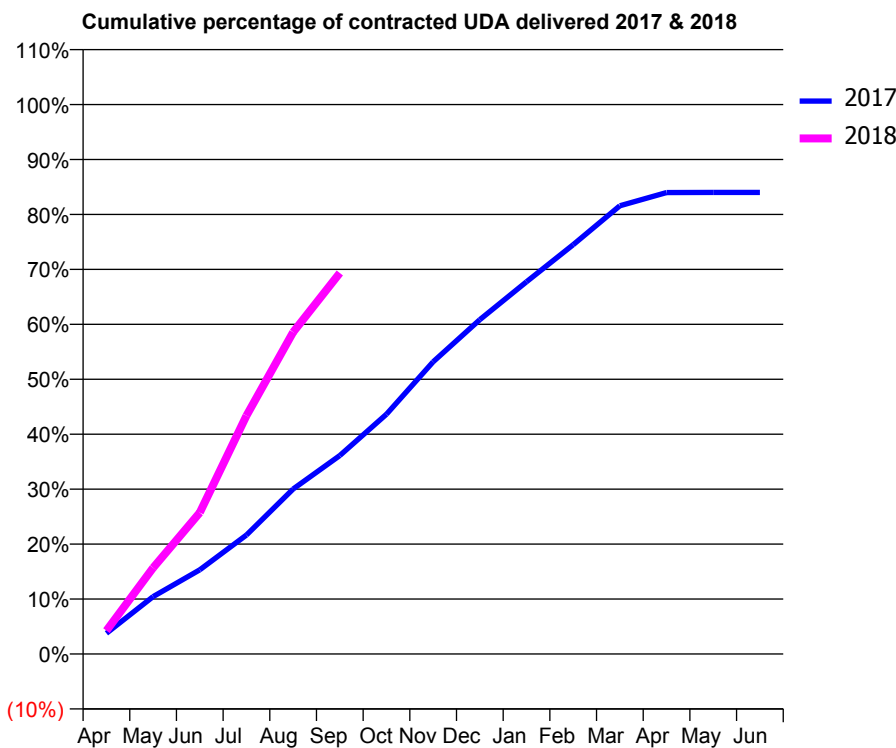
17/18 Contracted general activity (UDA)	14,448
Carry forward general activity (UDA)	0
17/18 Contracted orthodontic activity (UOA)	0
Carry forward orthodontic activity (UOA)	0
Baseline contract value	£274,946.77

ACCESS*

Patients seen in 24 months	Total	Change since previous quarter
Quarter ending September 2016	7,823	
Quarter ending December 2016	7,992	↑
Quarter ending March 2017	7,910	↓
Quarter ending June 2017	7,990	→
Quarter ending September 2017	8,233	↑
Variance since September 2016	5.2%	↑



ACTIVITY



Month	Adjusted Scheduled Activity (UDA)	
	2017	2018
April	870	616
May	2,404	2,268
June	3,523	3,718
July	4,983	6,268
August	6,909	8,461
September	8,307	10,019
October	10,039	
November	12,230	
December	13,994	
January	15,583	
February	17,130	
March	18,765	
April	19,312	
May	19,319	
June	19,319	

QUALITY

	Quantity	Base Number	Contract	AT	Region	England
% of FP17s for the same patient ID Re-attending within 3 months - Children	43	1,237	3.5%	9.6%	11.4%	11.9%
% of FP17s for the same patient ID Re-attending within 3 months - Adults	356	4,563	7.8%	14.2%	15.7%	15.9%
% of FP17s for the same patient ID Re-attending between 3 & 9 months - Children	664	1,237	53.7%	61.6%	60.6%	58.1%
% of FP17s for the same patient ID Re-attending between 3 & 9 months - Adults	2,404	4,563	52.7%	52.4%	52.0%	50.6%
% of FP17s for Band 1 Urgent Courses	275	5,511	5.0%	8.1%	9.6%	9.1%
% of FP17s Relating to Free Repair or Replacements	17	5,511	0.3%	0.8%	0.7%	0.8%
% of FP17s Relating to Continuations	59	5,511	1.1%	1.2%	1.0%	1.1%
% of Patients satisfied with the dentistry they have received	19	22	86.4%	92.1%	91.6%	91.4%
% of Patients satisfied with the time they had to wait for an appointment	18	22	81.8%	88.8%	87.9%	87.7%

* This is based on patients treated on this contract for their most recent course of treatment. Figures in italics indicate the base number of FP17s or Patient Questionnaire responses are less than 100. N/A is shown where the base number of responses is less than 10 during the period. % is calculated as Quantity/Base number*100

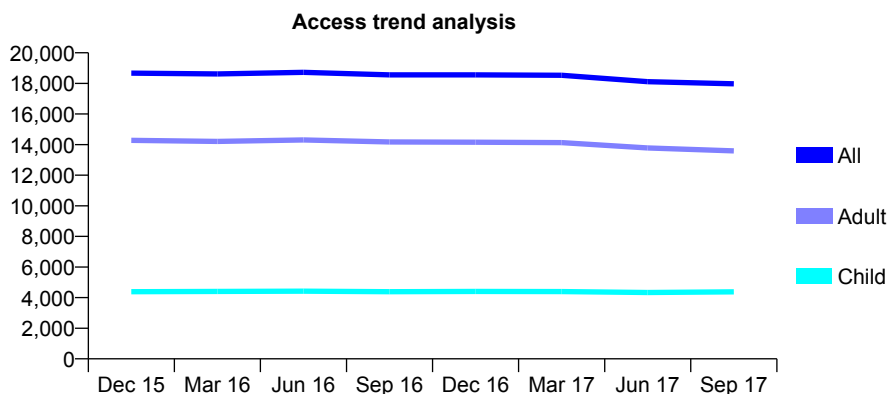
Q65 - Vital Signs At a Glance Contract Report for 101435/0020 - September 2017

Name or company name	IDH Limited
Contract type name	GDS Contract
Purpose of contract	General
Contract start date	01/04/2006
Contract end date	

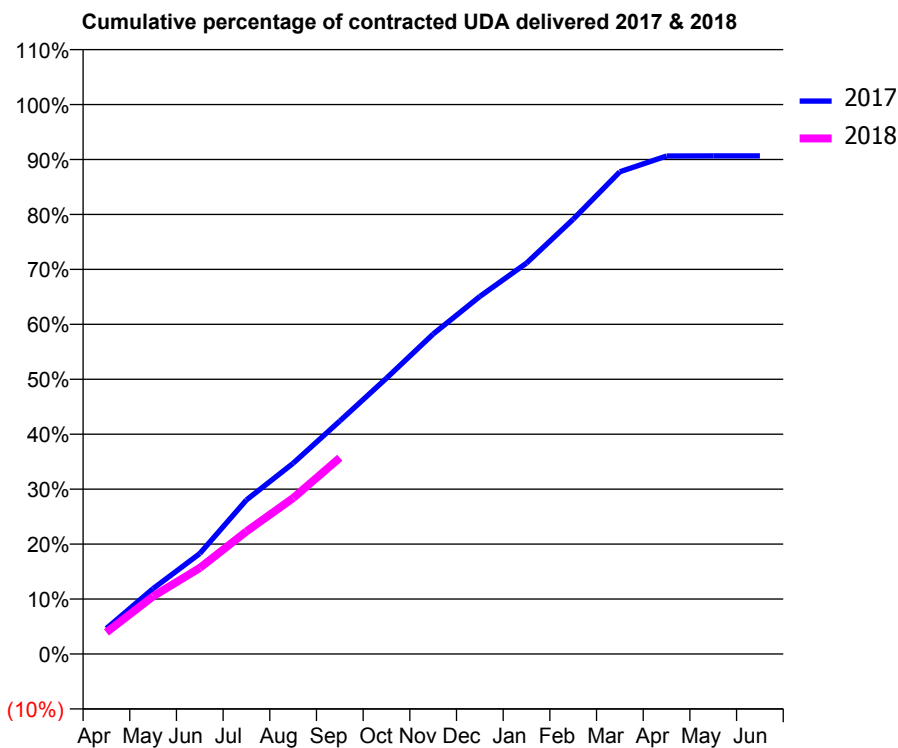
17/18 Contracted general activity (UDA)	61,000
Carry forward general activity (UDA)	0
17/18 Contracted orthodontic activity (UOA)	0
Carry forward orthodontic activity (UOA)	0
Baseline contract value	£1,572,776.09

ACCESS*

Patients seen in 24 months	Total	Change since previous quarter
Quarter ending September 2016	18,561	
Quarter ending December 2016	18,560	→
Quarter ending March 2017	18,528	→
Quarter ending June 2017	18,115	↓
Quarter ending September 2017	17,976	→
Variance since September 2016	(3.2%)	↓



ACTIVITY



Month	Adjusted Scheduled Activity (UDA)	
	2017	2018
April	2,832	2,410
May	7,262	6,401
June	11,149	9,550
July	17,105	13,613
August	21,180	17,319
September	25,872	21,789
October	30,622	
November	35,525	
December	39,694	
January	43,390	
February	48,266	
March	53,533	
April	55,275	
May	55,300	
June	55,295	

QUALITY

	Quantity	Base Number	Contract	AT	Region	England
% of FP17s for the same patient ID Re-attending within 3 months - Children	183	2,668	6.9%	9.6%	11.4%	11.9%
% of FP17s for the same patient ID Re-attending within 3 months - Adults	860	7,193	12.0%	14.2%	15.7%	15.9%
% of FP17s for the same patient ID Re-attending between 3 & 9 months - Children	1,290	2,668	48.4%	61.6%	60.6%	58.1%
% of FP17s for the same patient ID Re-attending between 3 & 9 months - Adults	3,271	7,193	45.5%	52.4%	52.0%	50.6%
% of FP17s for Band 1 Urgent Courses	1,007	9,193	11.0%	8.1%	9.6%	9.1%
% of FP17s Relating to Free Repair or Replacements	34	9,193	0.4%	0.8%	0.7%	0.8%
% of FP17s Relating to Continuations	133	9,193	1.4%	1.2%	1.0%	1.1%
% of Patients satisfied with the dentistry they have received	50	54	92.6%	92.1%	91.6%	91.4%
% of Patients satisfied with the time they had to wait for an appointment	46	54	85.2%	88.8%	87.9%	87.7%

* This is based on patients treated on this contract for their most recent course of treatment. Figures in italics indicate the base number of FP17s or Patient Questionnaire responses are less than 100. N/A is shown where the base number of responses is less than 10 during the period. % is calculated as Quantity/Base number*100

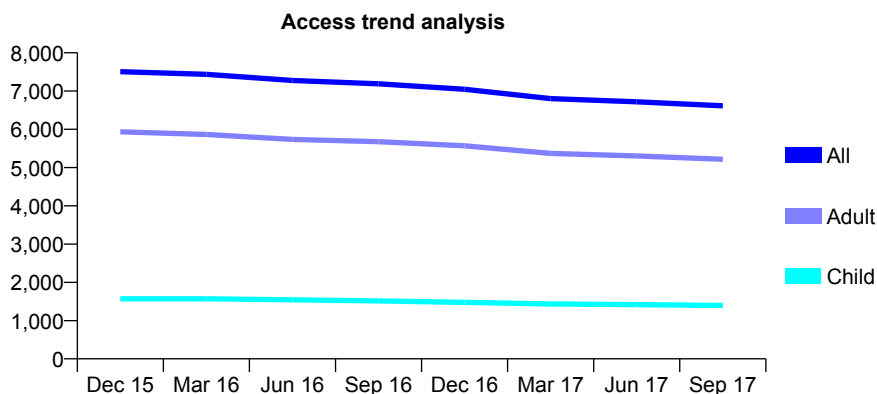
Q65 - Vital Signs At a Glance Contract Report for 101435/0055 - September 2017

Name or company name	IDH Limited
Contract type name	GDS Contract
Purpose of contract	General
Contract start date	02/01/2007
Contract end date	

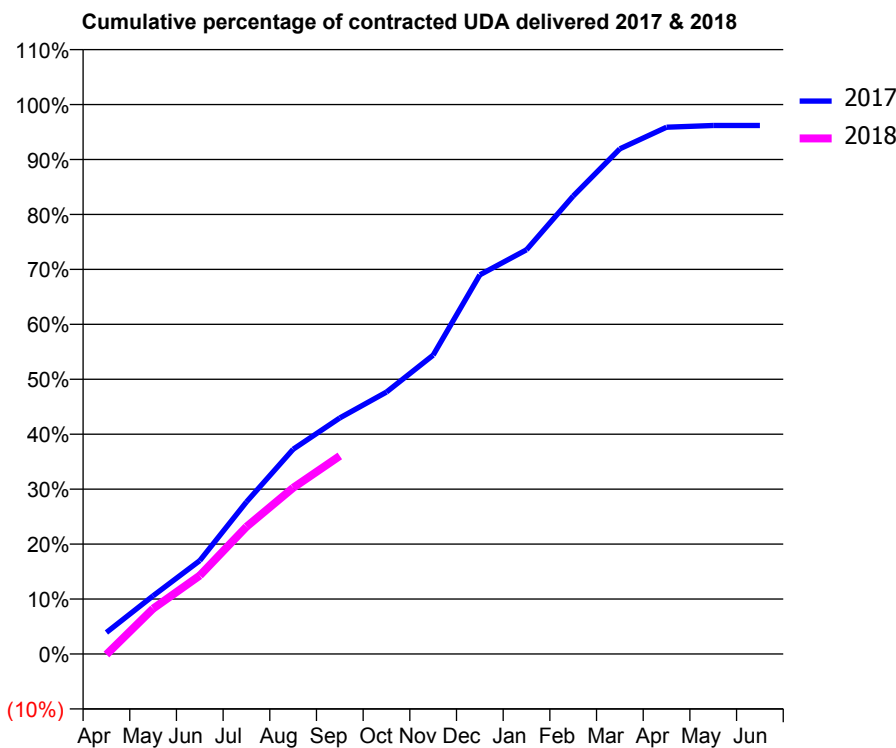
17/18 Contracted general activity (UDA)	21,000
Carry forward general activity (UDA)	689
17/18 Contracted orthodontic activity (UOA)	0
Carry forward orthodontic activity (UOA)	0
Baseline contract value	£480,454.92

ACCESS*

Patients seen in 24 months	Total	Change since previous quarter
Quarter ending September 2016	7,189	
Quarter ending December 2016	7,046	↓
Quarter ending March 2017	6,802	↓
Quarter ending June 2017	6,719	↓
Quarter ending September 2017	6,613	↓
Variance since September 2016	(8.0%)	↓



ACTIVITY



Month	Adjusted Scheduled Activity (UDA)	
	2017	2018
April	706	-23
May	1,908	1,736
June	3,059	2,998
July	4,981	4,863
August	6,706	6,354
September	7,733	7,572
October	8,583	
November	9,792	
December	12,419	
January	13,241	
February	15,003	
March	16,549	
April	17,255	
May	17,311	
June	17,311	

QUALITY

	Quantity	Base Number	Contract	AT	Region	England
% of FP17s for the same patient ID Re-attending within 3 months - Children	53	940	5.6%	9.6%	11.4%	11.9%
% of FP17s for the same patient ID Re-attending within 3 months - Adults	473	3,275	14.4%	14.2%	15.7%	15.9%
% of FP17s for the same patient ID Re-attending between 3 & 9 months - Children	482	940	51.3%	61.6%	60.6%	58.1%
% of FP17s for the same patient ID Re-attending between 3 & 9 months - Adults	1,569	3,275	47.9%	52.4%	52.0%	50.6%
% of FP17s for Band 1 Urgent Courses	416	3,897	10.7%	8.1%	9.6%	9.1%
% of FP17s Relating to Free Repair or Replacements	41	3,897	1.1%	0.8%	0.7%	0.8%
% of FP17s Relating to Continuations	46	3,897	1.2%	1.2%	1.0%	1.1%
% of Patients satisfied with the dentistry they have received	22	23	95.7%	92.1%	91.6%	91.4%
% of Patients satisfied with the time they had to wait for an appointment	18	23	78.3%	88.8%	87.9%	87.7%

* This is based on patients treated on this contract for their most recent course of treatment. Figures in italics indicate the base number of FP17s or Patient Questionnaire responses are less than 100. N/A is shown where the base number of responses is less than 10 during the period. % is calculated as Quantity/Base number*100

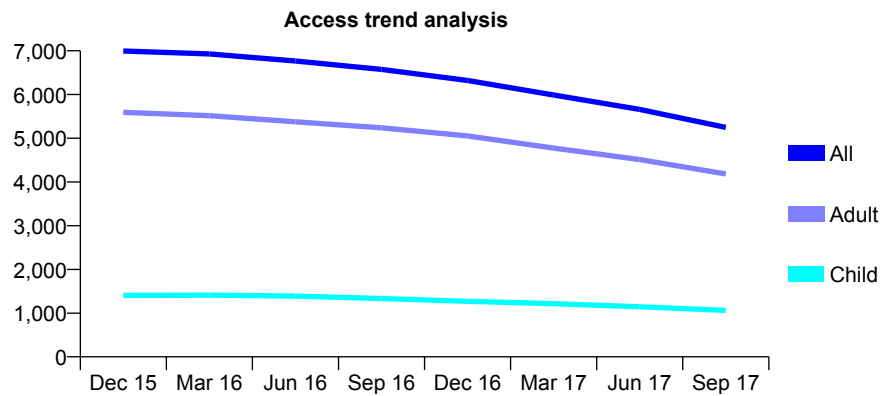
Q65 - Vital Signs At a Glance Contract Report for 101435/0069 - September 2017

Name or company name	IDH Limited
Contract type name	GDS Contract
Purpose of contract	General
Contract start date	07/09/2007
Contract end date	

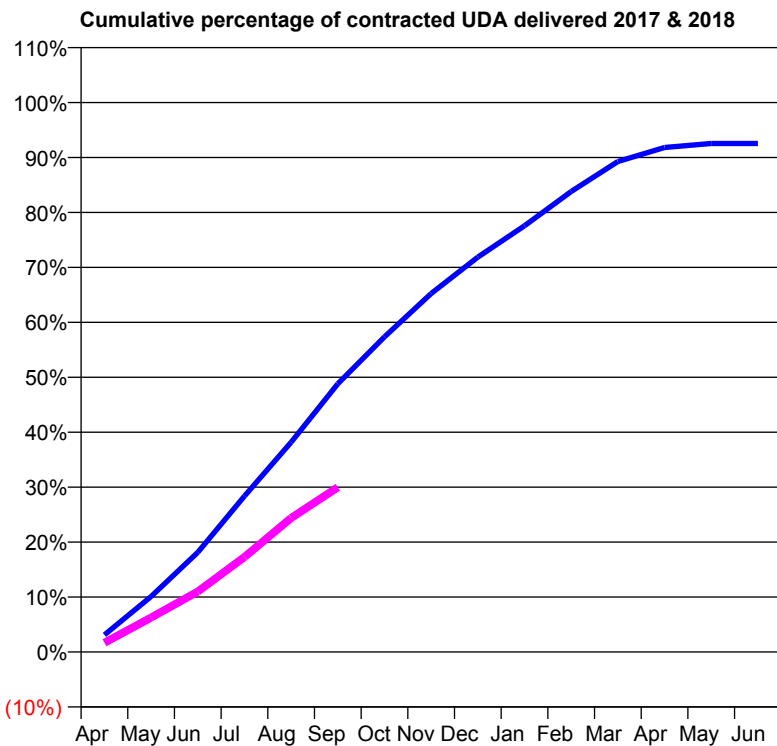
17/18 Contracted general activity (UDA)	21,132
Carry forward general activity (UDA)	0
17/18 Contracted orthodontic activity (UOA)	0
Carry forward orthodontic activity (UOA)	0
Baseline contract value	£428,526.43

ACCESS*

Patients seen in 24 months	Total	Change since previous quarter
Quarter ending September 2016	6,574	
Quarter ending December 2016	6,321	↓
Quarter ending March 2017	5,989	↓
Quarter ending June 2017	5,658	↓
Quarter ending September 2017	5,247	↓
Variance since September 2016	(20.2%)	↓



ACTIVITY



Month	Adjusted Scheduled Activity (UDA)	
	2017	2018
April	457	358
May	1,480	1,326
June	2,653	2,327
July	4,151	3,654
August	5,588	5,157
September	7,144	6,336
October	8,392	
November	9,546	
December	10,517	
January	11,351	
February	12,264	
March	13,063	
April	13,434	
May	13,541	
June	13,541	

QUALITY

	Quantity	Base Number	Contract	AT	Region	England
% of FP17s for the same patient ID Re-attending within 3 months - Children	24	641	3.7%	9.6%	11.4%	11.9%
% of FP17s for the same patient ID Re-attending within 3 months - Adults	287	2,131	13.5%	14.2%	15.7%	15.9%
% of FP17s for the same patient ID Re-attending between 3 & 9 months - Children	315	641	49.1%	61.6%	60.6%	58.1%
% of FP17s for the same patient ID Re-attending between 3 & 9 months - Adults	823	2,131	38.6%	52.4%	52.0%	50.6%
% of FP17s for Band 1 Urgent Courses	194	2,526	7.7%	8.1%	9.6%	9.1%
% of FP17s Relating to Free Repair or Replacements	9	2,526	0.4%	0.8%	0.7%	0.8%
% of FP17s Relating to Continuations	38	2,526	1.5%	1.2%	1.0%	1.1%
% of Patients satisfied with the dentistry they have received	18	21	85.7%	92.1%	91.6%	91.4%
% of Patients satisfied with the time they had to wait for an appointment	14	21	66.7%	88.8%	87.9%	87.7%

* This is based on patients treated on this contract for their most recent course of treatment. Figures in italics indicate the base number of FP17s or Patient Questionnaire responses are less than 100. N/A is shown where the base number of responses is less than 10 during the period. % is calculated as Quantity/Base number*100

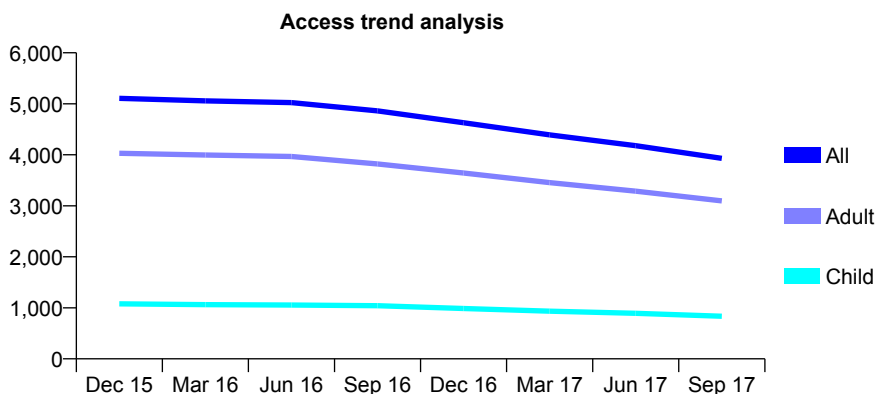
Q65 - Vital Signs At a Glance Contract Report for 101435/0080 - September 2017

Name or company name	IDH Limited
Contract type name	GDS Contract
Purpose of contract	General
Contract start date	18/01/2008
Contract end date	31/12/2017

17/18 Contracted general activity (UDA)	11,638
Carry forward general activity (UDA)	0
17/18 Contracted orthodontic activity (UOA)	0
Carry forward orthodontic activity (UOA)	0
Baseline contract value	£232,785.60

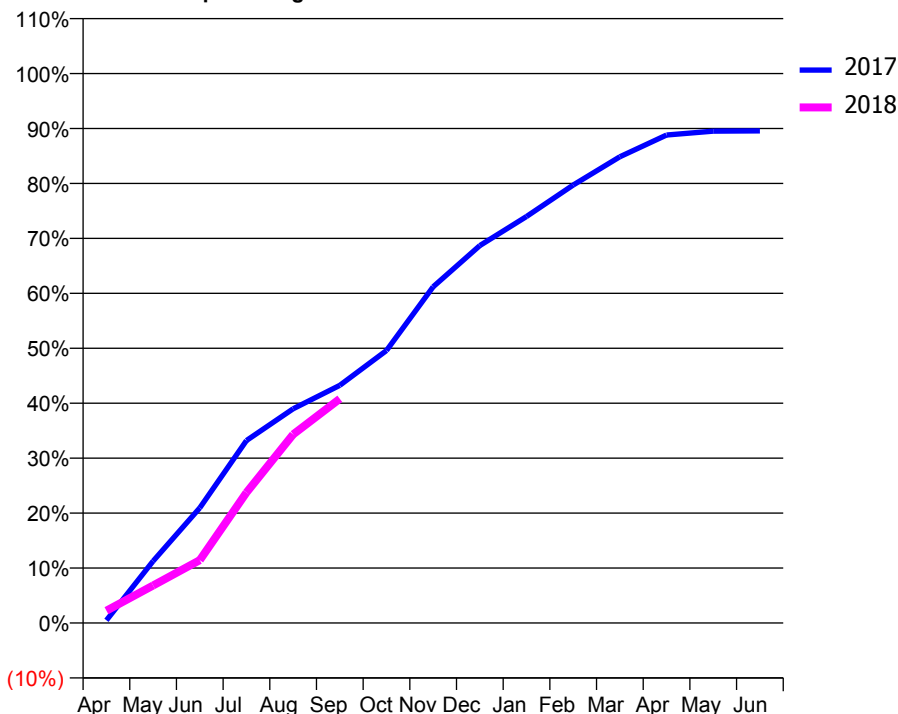
ACCESS*

Patients seen in 24 months	Total	Change since previous quarter
Quarter ending September 2016	4,861	
Quarter ending December 2016	4,630	↓
Quarter ending March 2017	4,391	↓
Quarter ending June 2017	4,179	↓
Quarter ending September 2017	3,932	↓
Variance since September 2016	(19.1%)	↓



ACTIVITY

Cumulative percentage of contracted UDA delivered 2017 & 2018



Month	Adjusted Scheduled Activity (UDA)	
	2017	2018
April	48	261
May	1,074	794
June	1,994	1,332
July	3,161	2,764
August	3,711	3,995
September	4,117	4,749
October	4,719	
November	5,824	
December	6,538	
January	7,042	
February	7,585	
March	8,074	
April	8,452	
May	8,518	
June	8,523	

QUALITY

	Quantity	Base Number	Contract	AT	Region	England
% of FP17s for the same patient ID Re-attending within 3 months - Children	16	485	3.3%	9.6%	11.4%	11.9%
% of FP17s for the same patient ID Re-attending within 3 months - Adults	172	1,578	10.9%	14.2%	15.7%	15.9%
% of FP17s for the same patient ID Re-attending between 3 & 9 months - Children	207	485	42.7%	61.6%	60.6%	58.1%
% of FP17s for the same patient ID Re-attending between 3 & 9 months - Adults	406	1,578	25.7%	52.4%	52.0%	50.6%
% of FP17s for Band 1 Urgent Courses	53	1,919	2.8%	8.1%	9.6%	9.1%
% of FP17s Relating to Free Repair or Replacements	10	1,919	0.5%	0.8%	0.7%	0.8%
% of FP17s Relating to Continuations	45	1,919	2.3%	1.2%	1.0%	1.1%
% of Patients satisfied with the dentistry they have received	7	8	N/A	92.1%	91.6%	91.4%
% of Patients satisfied with the time they had to wait for an appointment	6	8	N/A	88.8%	87.9%	87.7%

* This is based on patients treated on this contract for their most recent course of treatment. Figures in italics indicate the base number of FP17s or Patient Questionnaire responses are less than 100. N/A is shown where the base number of responses is less than 10 during the period. % is calculated as Quantity/Base number*100

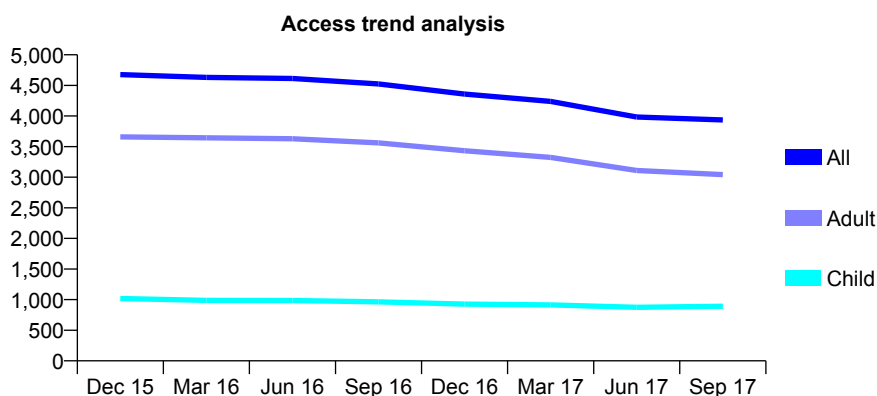
Q65 - Vital Signs At a Glance Contract Report for 101435/0084 - September 2017

Name or company name	IDH Limited
Contract type name	GDS Contract
Purpose of contract	General
Contract start date	01/02/2008
Contract end date	

17/18 Contracted general activity (UDA)	12,011
Carry forward general activity (UDA)	0
17/18 Contracted orthodontic activity (UOA)	0
Carry forward orthodontic activity (UOA)	0
Baseline contract value	£280,787.91

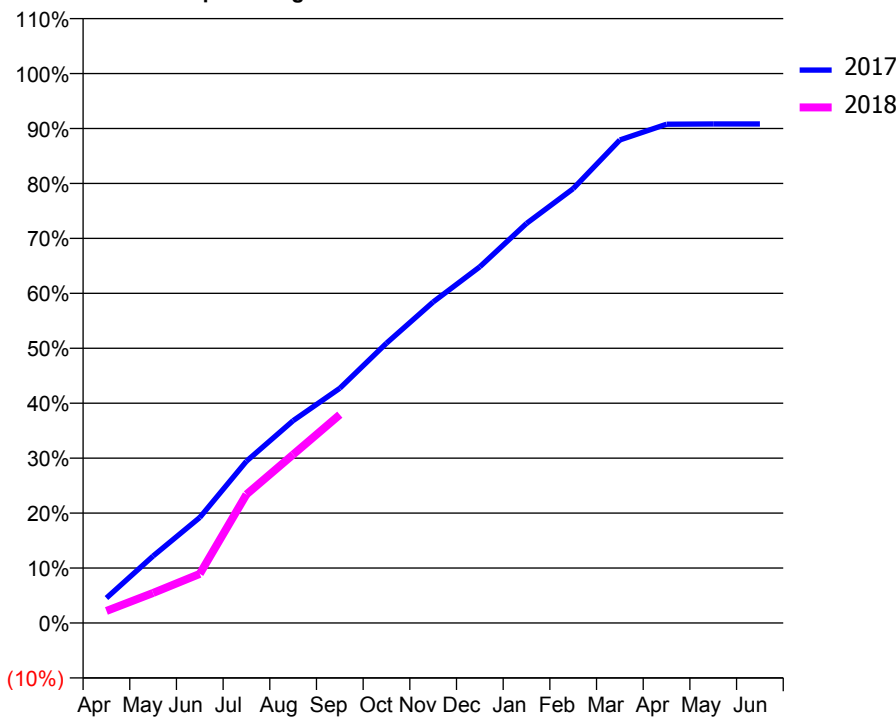
ACCESS*

Patients seen in 24 months	Total	Change since previous quarter
Quarter ending September 2016	4,524	
Quarter ending December 2016	4,358	↓
Quarter ending March 2017	4,239	↓
Quarter ending June 2017	3,984	↓
Quarter ending September 2017	3,936	↓
Variance since September 2016	(13.0%)	↓



ACTIVITY

Cumulative percentage of contracted UDA delivered 2017 & 2018



QUALITY

	Quantity	Base Number	Contract	AT	Region	England
% of FP17s for the same patient ID Re-attending within 3 months - Children	32	488	6.6%	9.6%	11.4%	11.9%
% of FP17s for the same patient ID Re-attending within 3 months - Adults	229	1,625	14.1%	14.2%	15.7%	15.9%
% of FP17s for the same patient ID Re-attending between 3 & 9 months - Children	236	488	48.4%	61.6%	60.6%	58.1%
% of FP17s for the same patient ID Re-attending between 3 & 9 months - Adults	679	1,625	41.8%	52.4%	52.0%	50.6%
% of FP17s for Band 1 Urgent Courses	104	1,960	5.3%	8.1%	9.6%	9.1%
% of FP17s Relating to Free Repair or Replacements	4	1,960	0.2%	0.8%	0.7%	0.8%
% of FP17s Relating to Continuations	57	1,960	2.9%	1.2%	1.0%	1.1%
% of Patients satisfied with the dentistry they have received	9	9	N/A	92.1%	91.6%	91.4%
% of Patients satisfied with the time they had to wait for an appointment	9	9	N/A	88.8%	87.9%	87.7%

* This is based on patients treated on this contract for their most recent course of treatment. Figures in italics indicate the base number of FP17s or Patient Questionnaire responses are less than 100. N/A is shown where the base number of responses is less than 10 during the period. % is calculated as Quantity/Base number*100

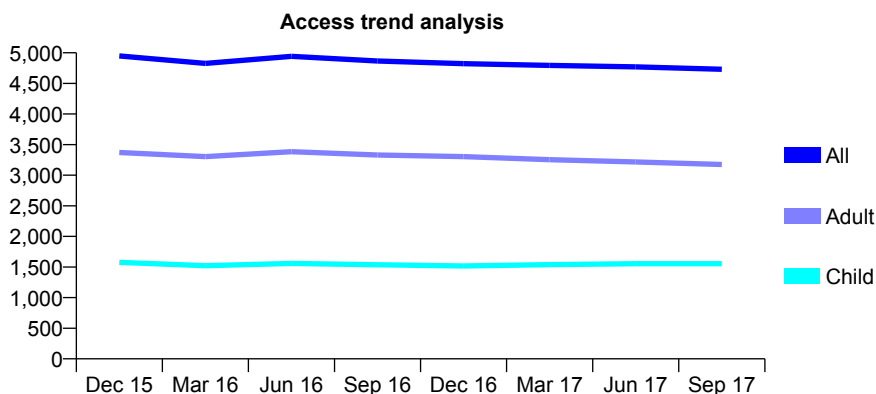
Q65 - Vital Signs At a Glance Contract Report for 101435/0107 - September 2017

Name or company name	IDH Limited
Contract type name	GDS Contract
Purpose of contract	General
Contract start date	01/07/2008
Contract end date	

17/18 Contracted general activity (UDA)	15,000
Carry forward general activity (UDA)	0
17/18 Contracted orthodontic activity (UOA)	0
Carry forward orthodontic activity (UOA)	0
Baseline contract value	£311,601.56

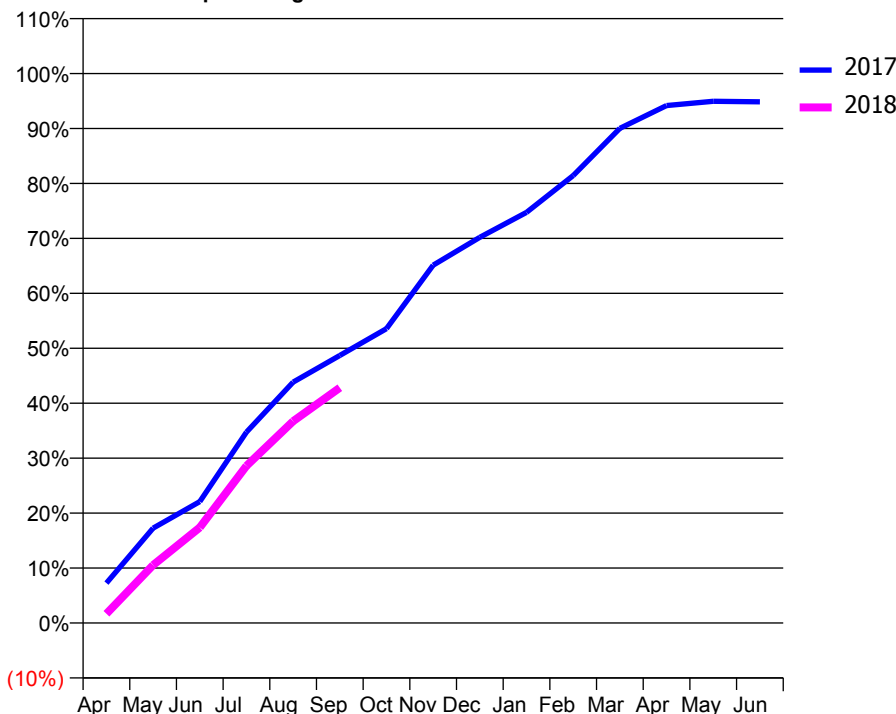
ACCESS*

Patients seen in 24 months	Total	Change since previous quarter
Quarter ending September 2016	4,866	
Quarter ending December 2016	4,822	→
Quarter ending March 2017	4,794	→
Quarter ending June 2017	4,770	→
Quarter ending September 2017	4,730	→
Variance since September 2016	(2.8%)	↓



ACTIVITY

Cumulative percentage of contracted UDA delivered 2017 & 2018



Month	Adjusted Scheduled Activity (UDA)	
	2017	2018
April	1,089	253
May	2,589	1,582
June	3,314	2,607
July	5,210	4,289
August	6,575	5,509
September	7,305	6,422
October	8,035	
November	9,769	
December	10,529	
January	11,209	
February	12,215	
March	13,502	
April	14,124	
May	14,241	
June	14,229	

QUALITY

	Quantity	Base Number	Contract	AT	Region	England
% of FP17s for the same patient ID Re-attending within 3 months - Children	116	1,170	9.9%	9.6%	11.4%	11.9%
% of FP17s for the same patient ID Re-attending within 3 months - Adults	238	1,936	12.3%	14.2%	15.7%	15.9%
% of FP17s for the same patient ID Re-attending between 3 & 9 months - Children	630	1,170	53.8%	61.6%	60.6%	58.1%
% of FP17s for the same patient ID Re-attending between 3 & 9 months - Adults	992	1,936	51.2%	52.4%	52.0%	50.6%
% of FP17s for Band 1 Urgent Courses	245	2,807	8.7%	8.1%	9.6%	9.1%
% of FP17s Relating to Free Repair or Replacements	5	2,807	0.2%	0.8%	0.7%	0.8%
% of FP17s Relating to Continuations	61	2,807	2.2%	1.2%	1.0%	1.1%
% of Patients satisfied with the dentistry they have received	7	8	N/A	92.1%	91.6%	91.4%
% of Patients satisfied with the time they had to wait for an appointment	7	8	N/A	88.8%	87.9%	87.7%

* This is based on patients treated on this contract for their most recent course of treatment. Figures in italics indicate the base number of FP17s or Patient Questionnaire responses are less than 100. N/A is shown where the base number of responses is less than 10 during the period. % is calculated as Quantity/Base number*100

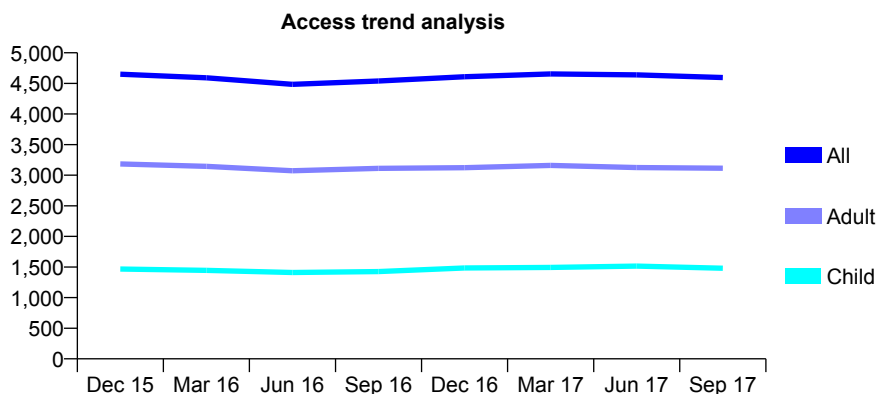
Q65 - Vital Signs At a Glance Contract Report for 101435/0119 - September 2017

Name or company name	IDH Limited
Contract type name	GDS Contract
Purpose of contract	General
Contract start date	08/12/2008
Contract end date	

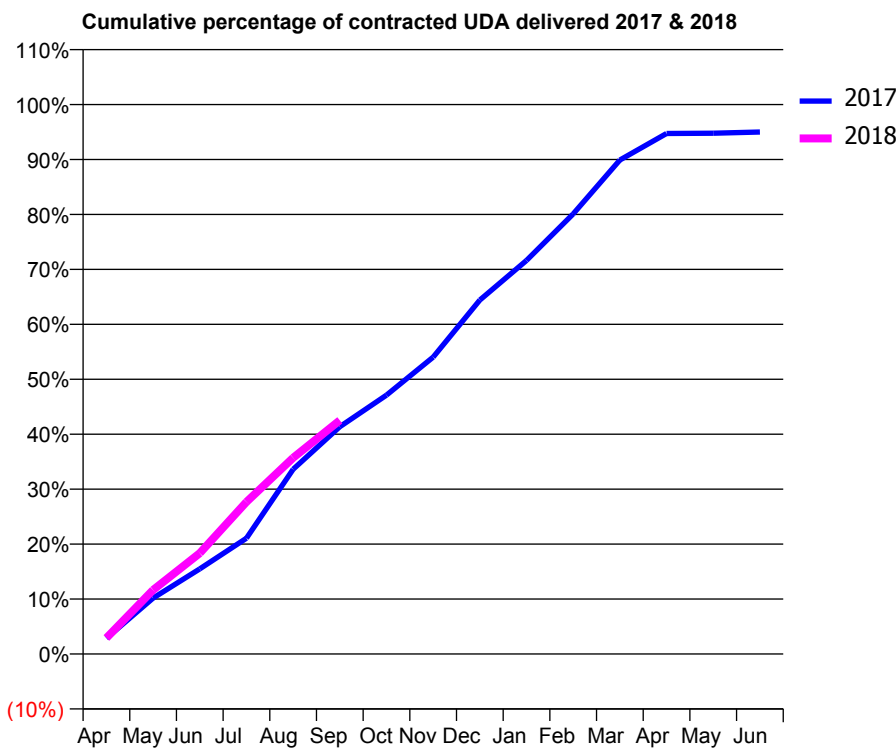
17/18 Contracted general activity (UDA)	15,617
Carry forward general activity (UDA)	0
17/18 Contracted orthodontic activity (UOA)	0
Carry forward orthodontic activity (UOA)	0
Baseline contract value	£324,758.80

ACCESS*

Patients seen in 24 months	Total	Change since previous quarter
Quarter ending September 2016	4,539	
Quarter ending December 2016	4,608	→
Quarter ending March 2017	4,654	→
Quarter ending June 2017	4,640	→
Quarter ending September 2017	4,595	→
Variance since September 2016	1.2%	→



ACTIVITY



Month	Adjusted Scheduled Activity (UDA)	
	2017	2018
April	451	458
May	1,590	1,822
June	2,418	2,868
July	3,293	4,323
August	5,252	5,578
September	6,459	6,640
October	7,359	
November	8,437	
December	10,061	
January	11,187	
February	12,509	
March	14,039	
April	14,794	
May	14,800	
June	14,833	

QUALITY

	Quantity	Base Number	Contract	AT	Region	England
% of FP17s for the same patient ID Re-attending within 3 months - Children	77	944	8.2%	9.6%	11.4%	11.9%
% of FP17s for the same patient ID Re-attending within 3 months - Adults	266	1,796	14.8%	14.2%	15.7%	15.9%
% of FP17s for the same patient ID Re-attending between 3 & 9 months - Children	542	944	57.4%	61.6%	60.6%	58.1%
% of FP17s for the same patient ID Re-attending between 3 & 9 months - Adults	883	1,796	49.2%	52.4%	52.0%	50.6%
% of FP17s for Band 1 Urgent Courses	165	2,453	6.7%	8.1%	9.6%	9.1%
% of FP17s Relating to Free Repair or Replacements	7	2,453	0.3%	0.8%	0.7%	0.8%
% of FP17s Relating to Continuations	59	2,453	2.4%	1.2%	1.0%	1.1%
% of Patients satisfied with the dentistry they have received	7	9	N/A	92.1%	91.6%	91.4%
% of Patients satisfied with the time they had to wait for an appointment	8	9	N/A	88.8%	87.9%	87.7%

* This is based on patients treated on this contract for their most recent course of treatment. Figures in italics indicate the base number of FP17s or Patient Questionnaire responses are less than 100. N/A is shown where the base number of responses is less than 10 during the period. % is calculated as Quantity/Base number*100

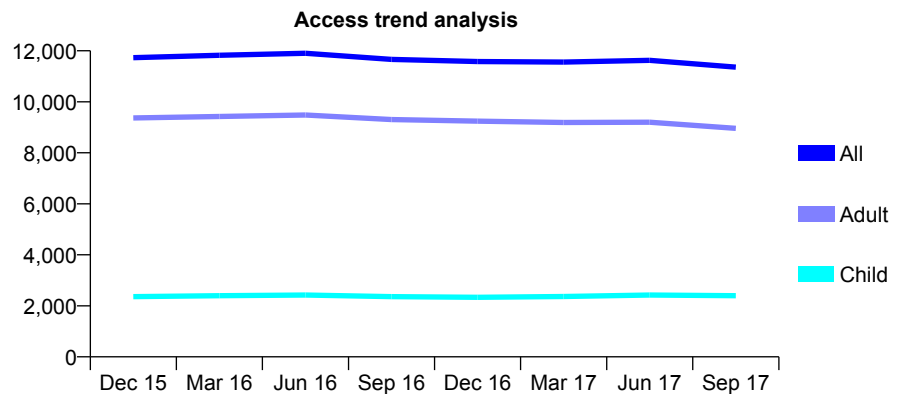
Q65 - Vital Signs At a Glance Contract Report for 101435/0122 - September 2017

Name or company name	IDH Limited
Contract type name	GDS Contract
Purpose of contract	General
Contract start date	01/04/2009
Contract end date	

17/18 Contracted general activity (UDA)	36,500
Carry forward general activity (UDA)	0
17/18 Contracted orthodontic activity (UOA)	0
Carry forward orthodontic activity (UOA)	0
Baseline contract value	£827,978.40

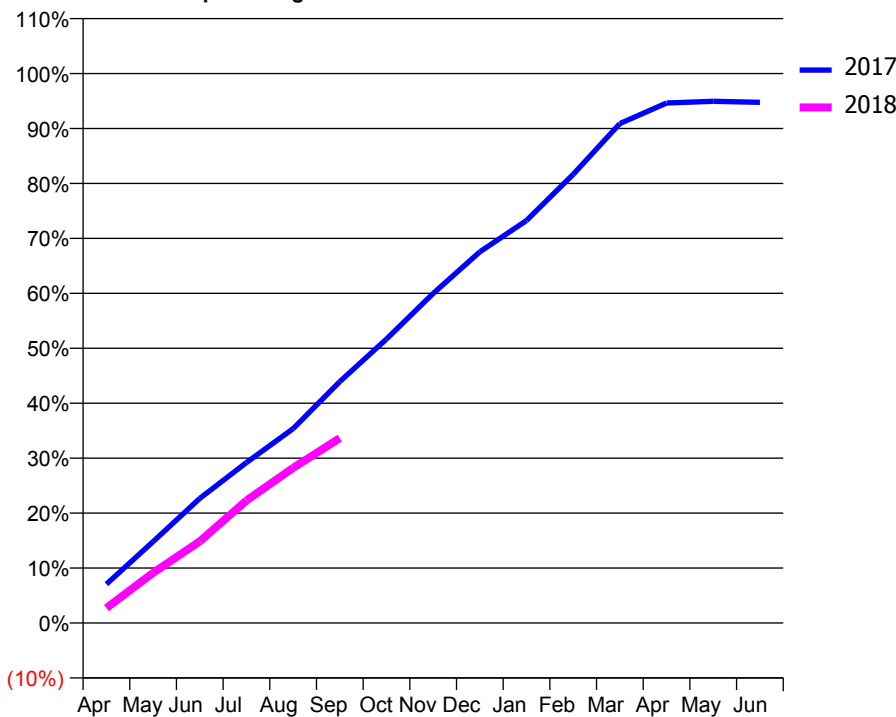
ACCESS*

Patients seen in 24 months	Total	Change since previous quarter
Quarter ending September 2016	11,661	
Quarter ending December 2016	11,578	→
Quarter ending March 2017	11,558	→
Quarter ending June 2017	11,627	→
Quarter ending September 2017	11,358	↓
Variance since September 2016	(2.6%)	↓



ACTIVITY

Cumulative percentage of contracted UDA delivered 2017 & 2018



Month	Adjusted Scheduled Activity (UDA)	
	2017	2018
April	2,286	1,000
May	4,788	3,331
June	7,325	5,422
July	9,434	8,133
August	11,424	10,302
September	14,188	12,280
October	16,692	
November	19,369	
December	21,815	
January	23,656	
February	26,375	
March	29,357	
April	30,564	
May	30,669	
June	30,604	

QUALITY

	Quantity	Base Number	Contract	AT	Region	England
% of FP17s for the same patient ID Re-attending within 3 months - Children	81	1,661	4.9%	9.6%	11.4%	11.9%
% of FP17s for the same patient ID Re-attending within 3 months - Adults	474	5,437	8.7%	14.2%	15.7%	15.9%
% of FP17s for the same patient ID Re-attending between 3 & 9 months - Children	958	1,661	57.7%	61.6%	60.6%	58.1%
% of FP17s for the same patient ID Re-attending between 3 & 9 months - Adults	2,800	5,437	51.5%	52.4%	52.0%	50.6%
% of FP17s for Band 1 Urgent Courses	363	6,564	5.5%	8.1%	9.6%	9.1%
% of FP17s Relating to Free Repair or Replacements	28	6,564	0.4%	0.8%	0.7%	0.8%
% of FP17s Relating to Continuations	75	6,564	1.1%	1.2%	1.0%	1.1%
% of Patients satisfied with the dentistry they have received	24	28	85.7%	92.1%	91.6%	91.4%
% of Patients satisfied with the time they had to wait for an appointment	21	28	75.0%	88.8%	87.9%	87.7%

* This is based on patients treated on this contract for their most recent course of treatment. Figures in italics indicate the base number of FP17s or Patient Questionnaire responses are less than 100. N/A is shown where the base number of responses is less than 10 during the period. % is calculated as Quantity/Base number*100

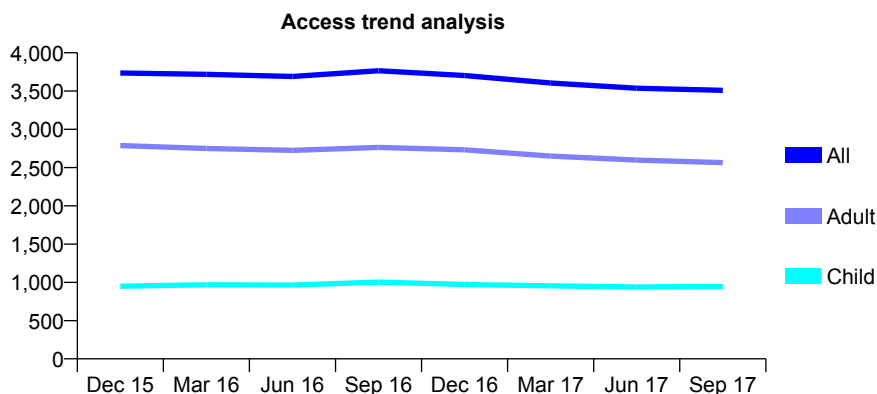
Q65 - Vital Signs At a Glance Contract Report for 101435/0124 - September 2017

Name or company name	IDH Limited
Contract type name	GDS Contract
Purpose of contract	General
Contract start date	01/03/2010
Contract end date	

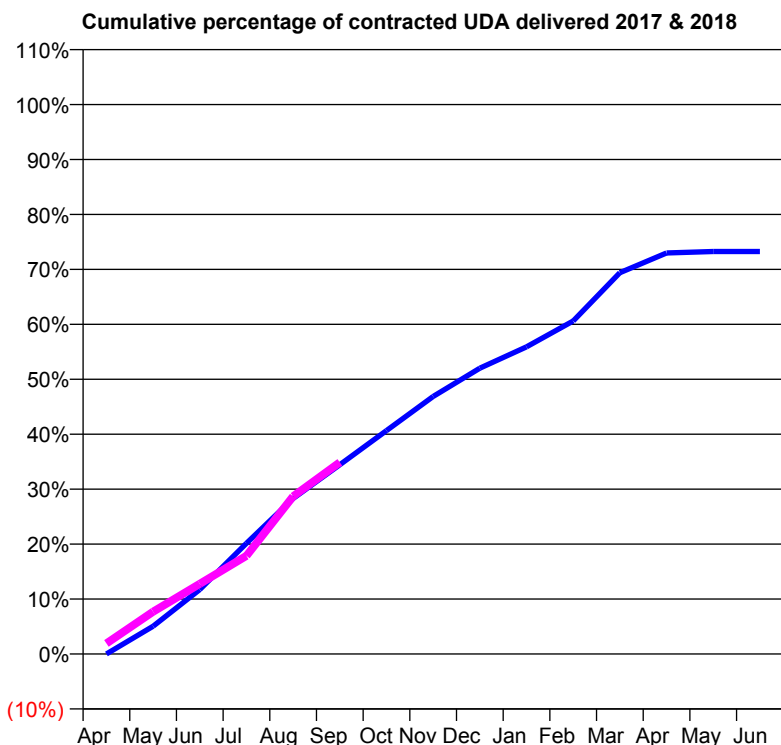
17/18 Contracted general activity (UDA)	12,116
Carry forward general activity (UDA)	0
17/18 Contracted orthodontic activity (UOA)	0
Carry forward orthodontic activity (UOA)	0
Baseline contract value	£306,293.97

ACCESS*

Patients seen in 24 months	Total	Change since previous quarter
Quarter ending September 2016	3,766	
Quarter ending December 2016	3,703	↓
Quarter ending March 2017	3,605	↓
Quarter ending June 2017	3,537	↓
Quarter ending September 2017	3,510	→
Variance since September 2016	(6.8%)	↓



ACTIVITY



Month	Adjusted Scheduled Activity (UDA)	
	2017	2018
April	-1	233
May	612	933
June	1,421	1,547
July	2,442	2,166
August	3,430	3,478
September	4,172	4,225
October	4,927	
November	5,679	
December	6,303	
January	6,773	
February	7,344	
March	8,409	
April	8,843	
May	8,875	
June	8,875	

QUALITY

	Quantity	Base Number	Contract	AT	Region	England
% of FP17s for the same patient ID Re-attending within 3 months - Children	50	615	8.1%	9.6%	11.4%	11.9%
% of FP17s for the same patient ID Re-attending within 3 months - Adults	238	1,375	17.3%	14.2%	15.7%	15.9%
% of FP17s for the same patient ID Re-attending between 3 & 9 months - Children	306	615	49.8%	61.6%	60.6%	58.1%
% of FP17s for the same patient ID Re-attending between 3 & 9 months - Adults	509	1,375	37.0%	52.4%	52.0%	50.6%
% of FP17s for Band 1 Urgent Courses	227	1,817	12.5%	8.1%	9.6%	9.1%
% of FP17s Relating to Free Repair or Replacements	3	1,817	0.2%	0.8%	0.7%	0.8%
% of FP17s Relating to Continuations	42	1,817	2.3%	1.2%	1.0%	1.1%
% of Patients satisfied with the dentistry they have received	5	6	N/A	92.1%	91.6%	91.4%
% of Patients satisfied with the time they had to wait for an appointment	6	6	N/A	88.8%	87.9%	87.7%

* This is based on patients treated on this contract for their most recent course of treatment. Figures in italics indicate the base number of FP17s or Patient Questionnaire responses are less than 100. N/A is shown where the base number of responses is less than 10 during the period. % is calculated as Quantity/Base number*100

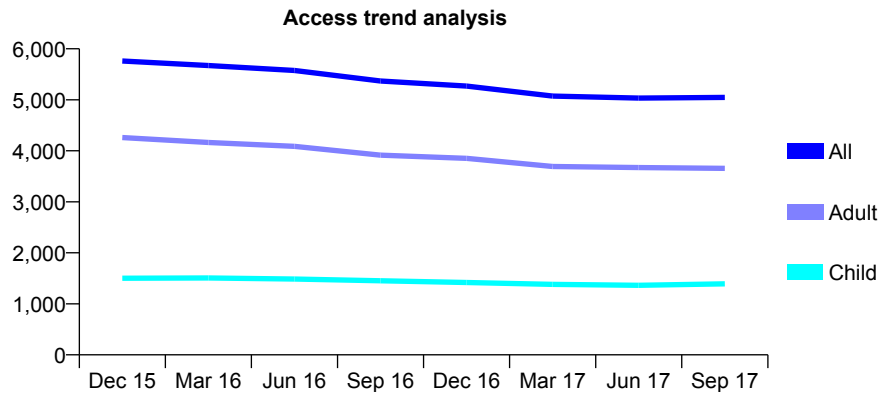
Q65 - Vital Signs At a Glance Contract Report for 101435/0131 - September 2017

Name or company name	IDH Limited
Contract type name	GDS Contract
Purpose of contract	General
Contract start date	01/04/2010
Contract end date	

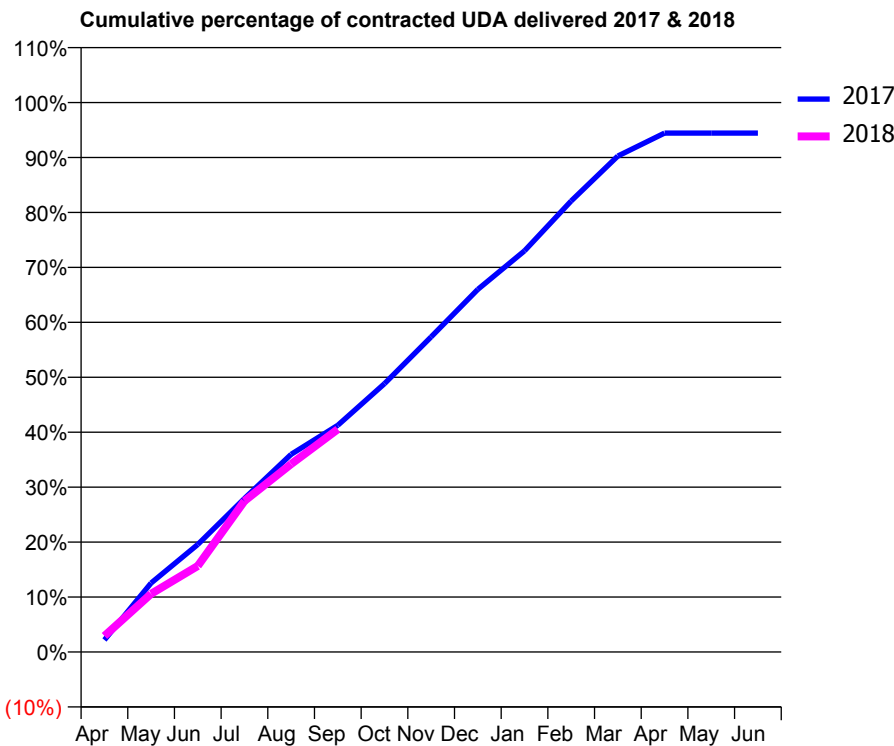
17/18 Contracted general activity (UDA)	17,467
Carry forward general activity (UDA)	0
17/18 Contracted orthodontic activity (UOA)	0
Carry forward orthodontic activity (UOA)	0
Baseline contract value	£441,510.42

ACCESS*

Patients seen in 24 months	Total	Change since previous quarter
Quarter ending September 2016	5,368	
Quarter ending December 2016	5,270	↓
Quarter ending March 2017	5,074	↓
Quarter ending June 2017	5,035	→
Quarter ending September 2017	5,048	→
Variance since September 2016	(6.0%)	↓



ACTIVITY



Month	Adjusted Scheduled Activity (UDA)	
	2017	2018
April	383	510
May	2,193	1,850
June	3,420	2,734
July	4,882	4,802
August	6,284	5,976
September	7,210	7,079
October	8,532	
November	10,017	
December	11,527	
January	12,752	
February	14,337	
March	15,765	
April	16,496	
May	16,495	
June	16,495	

QUALITY

	Quantity	Base Number	Contract	AT	Region	England
% of FP17s for the same patient ID Re-attending within 3 months - Children	73	787	9.3%	9.6%	11.4%	11.9%
% of FP17s for the same patient ID Re-attending within 3 months - Adults	247	1,928	12.8%	14.2%	15.7%	15.9%
% of FP17s for the same patient ID Re-attending between 3 & 9 months - Children	353	787	44.9%	61.6%	60.6%	58.1%
% of FP17s for the same patient ID Re-attending between 3 & 9 months - Adults	817	1,928	42.4%	52.4%	52.0%	50.6%
% of FP17s for Band 1 Urgent Courses	135	2,464	5.5%	8.1%	9.6%	9.1%
% of FP17s Relating to Free Repair or Replacements	6	2,464	0.2%	0.8%	0.7%	0.8%
% of FP17s Relating to Continuations	67	2,464	2.7%	1.2%	1.0%	1.1%
% of Patients satisfied with the dentistry they have received	6	6	N/A	92.1%	91.6%	91.4%
% of Patients satisfied with the time they had to wait for an appointment	5	6	N/A	88.8%	87.9%	87.7%

* This is based on patients treated on this contract for their most recent course of treatment. Figures in italics indicate the base number of FP17s or Patient Questionnaire responses are less than 100. N/A is shown where the base number of responses is less than 10 during the period. % is calculated as Quantity/Base number*100

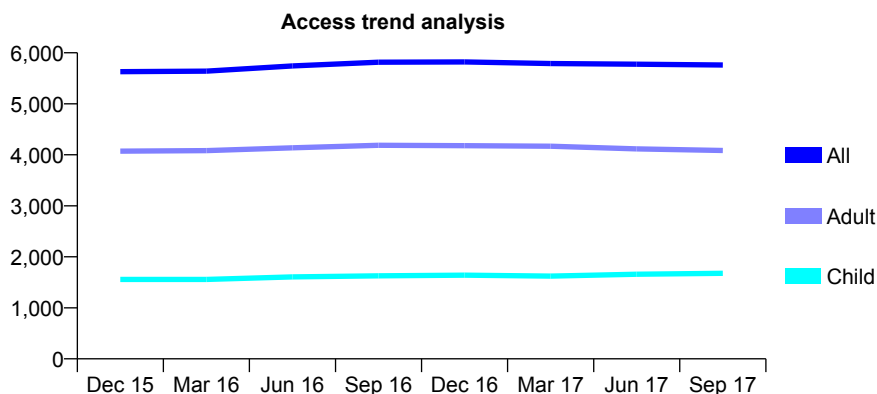
Q65 - Vital Signs At a Glance Contract Report for 101435/0138 - September 2017

Name or company name	IDH Limited
Contract type name	GDS Contract
Purpose of contract	General
Contract start date	16/08/2010
Contract end date	

17/18 Contracted general activity (UDA)	22,590
Carry forward general activity (UDA)	0
17/18 Contracted orthodontic activity (UOA)	0
Carry forward orthodontic activity (UOA)	0
Baseline contract value	£570,037.28

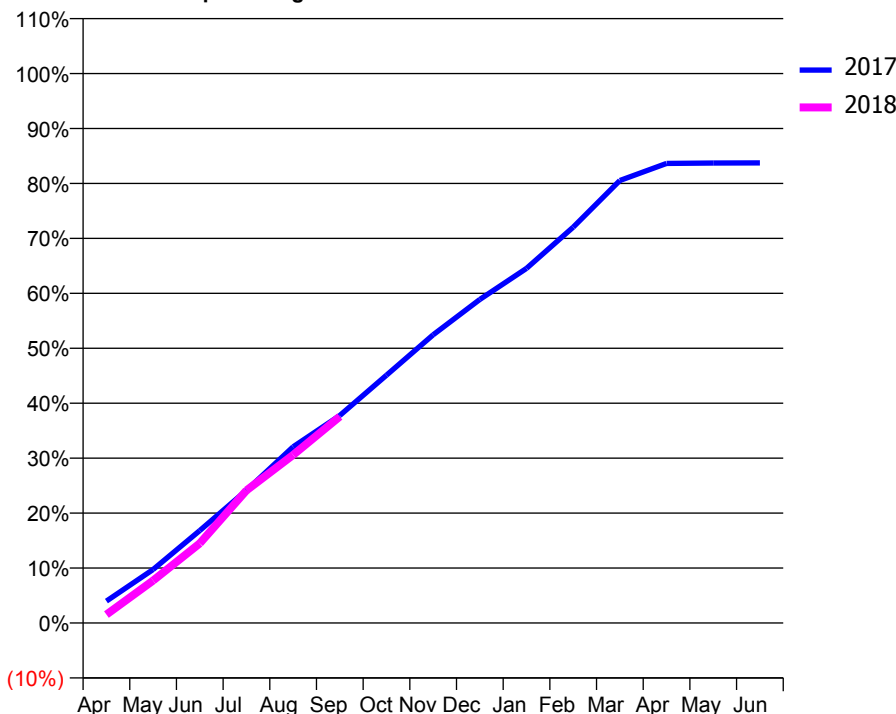
ACCESS*

Patients seen in 24 months	Total	Change since previous quarter
Quarter ending September 2016	5,815	
Quarter ending December 2016	5,821	→
Quarter ending March 2017	5,790	→
Quarter ending June 2017	5,776	→
Quarter ending September 2017	5,761	→
Variance since September 2016	(0.9%)	→



ACTIVITY

Cumulative percentage of contracted UDA delivered 2017 & 2018



Adjusted Scheduled Activity (UDA)

Month	2017	2018
April	903	348
May	2,202	1,747
June	3,801	3,274
July	5,457	5,454
August	7,247	6,908
September	8,532	8,489
October	10,190	
November	11,852	
December	13,303	
January	14,577	
February	16,271	
March	18,191	
April	18,892	
May	18,911	
June	18,915	

QUALITY

	Quantity	Base Number	Contract	AT	Region	England
% of FP17s for the same patient ID Re-attending within 3 months - Children	120	1,454	8.3%	9.6%	11.4%	11.9%
% of FP17s for the same patient ID Re-attending within 3 months - Adults	341	2,748	12.4%	14.2%	15.7%	15.9%
% of FP17s for the same patient ID Re-attending between 3 & 9 months - Children	930	1,454	64.0%	61.6%	60.6%	58.1%
% of FP17s for the same patient ID Re-attending between 3 & 9 months - Adults	1,599	2,748	58.2%	52.4%	52.0%	50.6%
% of FP17s for Band 1 Urgent Courses	224	3,919	5.7%	8.1%	9.6%	9.1%
% of FP17s Relating to Free Repair or Replacements	12	3,919	0.3%	0.8%	0.7%	0.8%
% of FP17s Relating to Continuations	79	3,919	2.0%	1.2%	1.0%	1.1%
% of Patients satisfied with the dentistry they have received	7	8	N/A	92.1%	91.6%	91.4%
% of Patients satisfied with the time they had to wait for an appointment	7	8	N/A	88.8%	87.9%	87.7%

* This is based on patients treated on this contract for their most recent course of treatment. Figures in italics indicate the base number of FP17s or Patient Questionnaire responses are less than 100. N/A is shown where the base number of responses is less than 10 during the period. % is calculated as Quantity/Base number*100

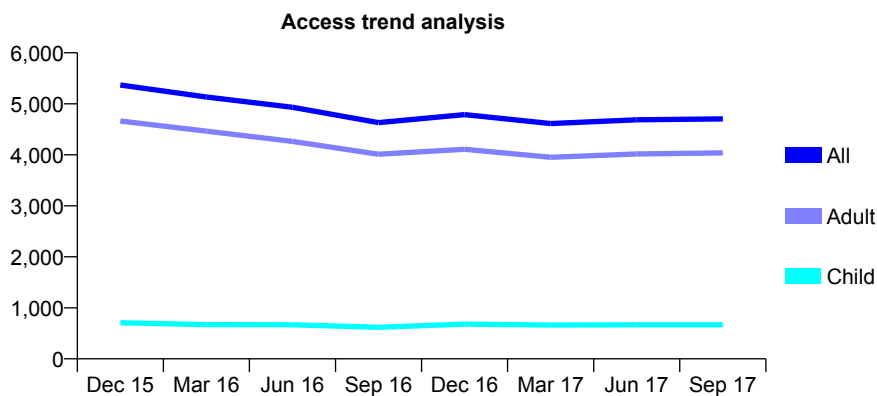
Q65 - Vital Signs At a Glance Contract Report for 101435/0140 - September 2017

Name or company name	IDH Limited
Contract type name	GDS Contract
Purpose of contract	General
Contract start date	16/08/2010
Contract end date	

17/18 Contracted general activity (UDA)	16,000
Carry forward general activity (UDA)	124
17/18 Contracted orthodontic activity (UOA)	0
Carry forward orthodontic activity (UOA)	0
Baseline contract value	£401,177.76

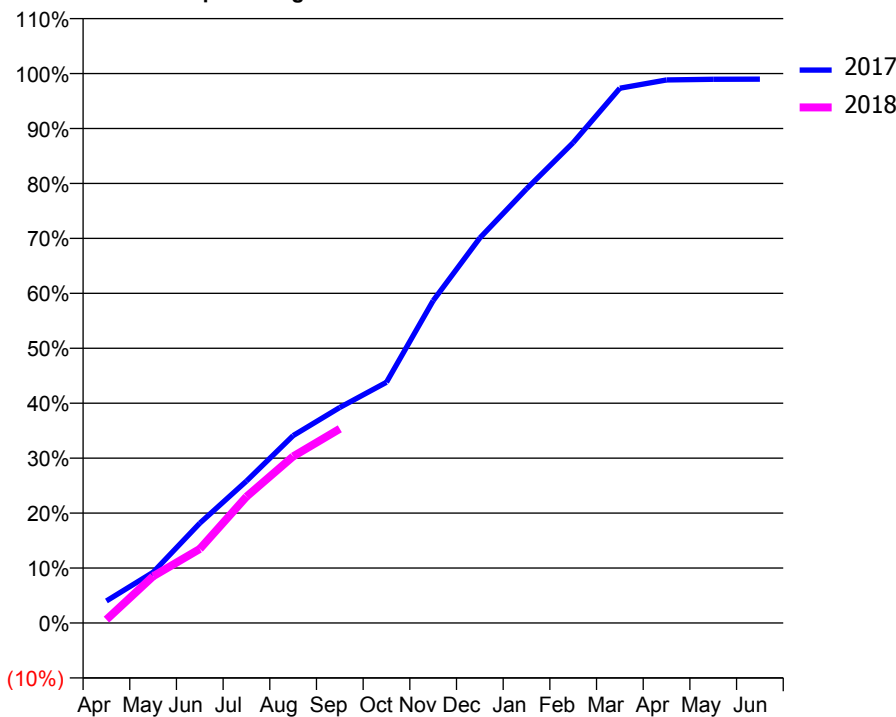
ACCESS*

Patients seen in 24 months	Total	Change since previous quarter
Quarter ending September 2016	4,631	
Quarter ending December 2016	4,789	↑
Quarter ending March 2017	4,614	↓
Quarter ending June 2017	4,685	→
Quarter ending September 2017	4,705	→
Variance since September 2016	1.6%	→



ACTIVITY

Cumulative percentage of contracted UDA delivered 2017 & 2018



Month	Adjusted Scheduled Activity (UDA)	
	2017	2018
April	481	101
May	1,107	1,361
June	2,179	2,156
July	3,099	3,680
August	4,094	4,853
September	4,707	5,656
October	5,257	
November	7,039	
December	8,408	
January	9,480	
February	10,491	
March	11,679	
April	11,861	
May	11,875	
June	11,876	

QUALITY

	Quantity	Base Number	Contract	AT	Region	England
% of FP17s for the same patient ID Re-attending within 3 months - Children	42	394	10.7%	9.6%	11.4%	11.9%
% of FP17s for the same patient ID Re-attending within 3 months - Adults	238	2,036	11.7%	14.2%	15.7%	15.9%
% of FP17s for the same patient ID Re-attending between 3 & 9 months - Children	160	394	40.6%	61.6%	60.6%	58.1%
% of FP17s for the same patient ID Re-attending between 3 & 9 months - Adults	651	2,036	32.0%	52.4%	52.0%	50.6%
% of FP17s for Band 1 Urgent Courses	190	2,345	8.1%	8.1%	9.6%	9.1%
% of FP17s Relating to Free Repair or Replacements	21	2,345	0.9%	0.8%	0.7%	0.8%
% of FP17s Relating to Continuations	45	2,345	1.9%	1.2%	1.0%	1.1%
% of Patients satisfied with the dentistry they have received	4	5	N/A	92.1%	91.6%	91.4%
% of Patients satisfied with the time they had to wait for an appointment	3	5	N/A	88.8%	87.9%	87.7%

* This is based on patients treated on this contract for their most recent course of treatment. Figures in italics indicate the base number of FP17s or Patient Questionnaire responses are less than 100. N/A is shown where the base number of responses is less than 10 during the period. % is calculated as Quantity/Base number*100

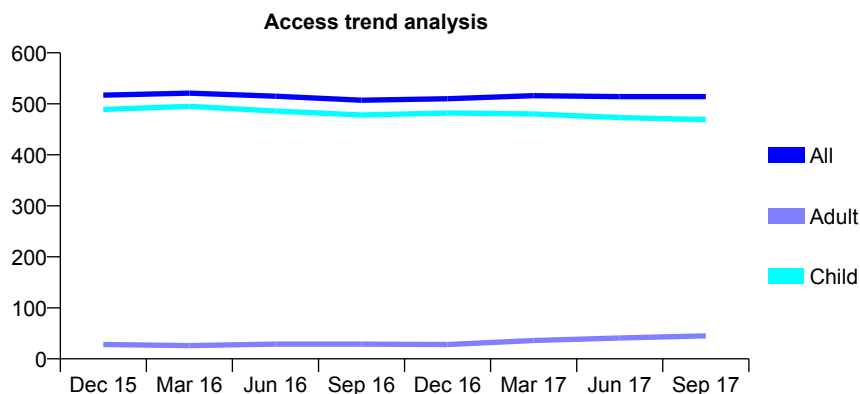
Q65 - Vital Signs At a Glance Contract Report for 104310/0001 - September 2017

Name or company name	Henleaze Dental Practice Ltd
Contract type name	GDS Contract
Purpose of contract	General
Contract start date	01/07/2010
Contract end date	

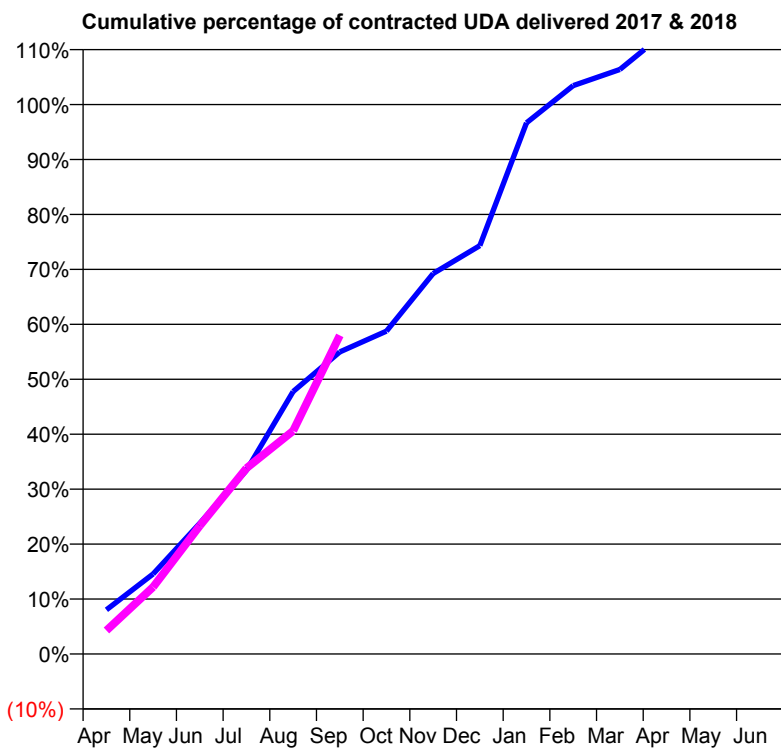
17/18 Contracted general activity (UDA)	612
Carry forward general activity (UDA)	-12
17/18 Contracted orthodontic activity (UOA)	0
Carry forward orthodontic activity (UOA)	0
Baseline contract value	£11,509.08

ACCESS*

Patients seen in 24 months	Total	Change since previous quarter
Quarter ending September 2016	507	
Quarter ending December 2016	510	→
Quarter ending March 2017	516	→
Quarter ending June 2017	514	→
Quarter ending September 2017	514	→
Variance since September 2016	1.4%	→



ACTIVITY



Adjusted Scheduled Activity (UDA)		
Month	2017	2018
April	49	26
May	89	75
June	146	143
July	205	207
August	292	249
September	336	355
October	360	
November	424	
December	455	
January	592	
February	633	
March	651	
April	693	
May	702	
June	710	

QUALITY

	Quantity	Base Number	Contract	AT	Region	England
% of FP17s for the same patient ID Re-attending within 3 months - Children	21	307	6.8%	9.6%	11.4%	11.9%
% of FP17s for the same patient ID Re-attending within 3 months - Adults	0	0	N/A	14.2%	15.7%	15.9%
% of FP17s for the same patient ID Re-attending between 3 & 9 months - Children	72	307	23.5%	61.6%	60.6%	58.1%
% of FP17s for the same patient ID Re-attending between 3 & 9 months - Adults	0	0	N/A	52.4%	52.0%	50.6%
% of FP17s for Band 1 Urgent Courses	14	269	5.2%	8.1%	9.6%	9.1%
% of FP17s Relating to Free Repair or Replacements	0	269	0.0%	0.8%	0.7%	0.8%
% of FP17s Relating to Continuations	0	269	0.0%	1.2%	1.0%	1.1%
% of Patients satisfied with the dentistry they have received	0	0	N/A	92.1%	91.6%	91.4%
% of Patients satisfied with the time they had to wait for an appointment	0	0	N/A	88.8%	87.9%	87.7%

* This is based on patients treated on this contract for their most recent course of treatment. Figures in italics indicate the base number of FP17s or Patient Questionnaire responses are less than 100. N/A is shown where the base number of responses is less than 10 during the period. % is calculated as Quantity/Base number*100

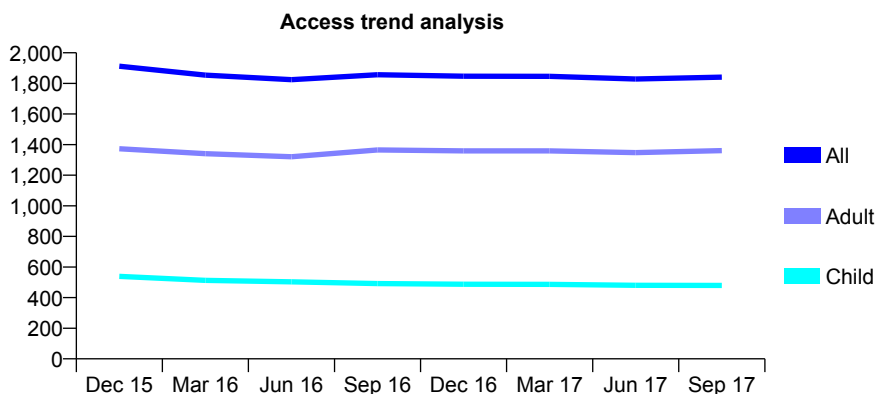
Q65 - Vital Signs At a Glance Contract Report for 106089/0001 - September 2017

Name or company name	Church Street Dental Practice Ltd
Contract type name	GDS Contract
Purpose of contract	General and Orthodontic
Contract start date	01/04/2010
Contract end date	

17/18 Contracted general activity (UDA)	3,250
Carry forward general activity (UDA)	30
17/18 Contracted orthodontic activity (UOA)	462
Carry forward orthodontic activity (UOA)	0
Baseline contract value	£101,364.32

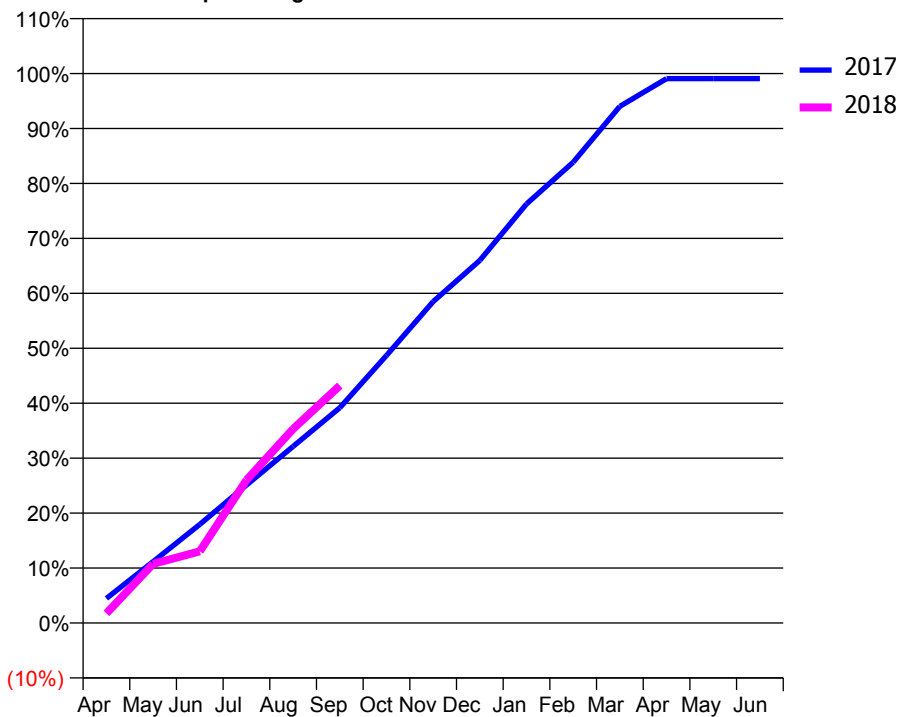
ACCESS*

Patients seen in 24 months	Total	Change since previous quarter
Quarter ending September 2016	1,857	
Quarter ending December 2016	1,847	→
Quarter ending March 2017	1,846	→
Quarter ending June 2017	1,829	→
Quarter ending September 2017	1,841	→
Variance since September 2016	(0.9%)	→



ACTIVITY

Cumulative percentage of contracted UDA delivered 2017 & 2018



Adjusted Scheduled Activity (UDA)

Month	2017	2018
April	145	57
May	363	350
June	583	424
July	816	845
August	1,045	1,148
September	1,273	1,404
October	1,582	
November	1,901	
December	2,145	
January	2,478	
February	2,726	
March	3,055	
April	3,220	
May	3,220	
June	3,220	

QUALITY

	Quantity	Base Number	Contract	AT	Region	England
% of FP17s for the same patient ID Re-attending within 3 months - Children	45	393	11.5%	9.6%	11.4%	11.9%
% of FP17s for the same patient ID Re-attending within 3 months - Adults	166	939	17.7%	14.2%	15.7%	15.9%
% of FP17s for the same patient ID Re-attending between 3 & 9 months - Children	231	393	58.8%	61.6%	60.6%	58.1%
% of FP17s for the same patient ID Re-attending between 3 & 9 months - Adults	498	939	53.0%	52.4%	52.0%	50.6%
% of FP17s for Band 1 Urgent Courses	41	699	5.9%	8.1%	9.6%	9.1%
% of FP17s Relating to Free Repair or Replacements	6	699	0.9%	0.8%	0.7%	0.8%
% of FP17s Relating to Continuations	19	699	2.7%	1.2%	1.0%	1.1%
% of Patients satisfied with the dentistry they have received	8	8	N/A	92.1%	91.6%	91.4%
% of Patients satisfied with the time they had to wait for an appointment	6	8	N/A	88.8%	87.9%	87.7%

* This is based on patients treated on this contract for their most recent course of treatment. Figures in italics indicate the base number of FP17s or Patient Questionnaire responses are less than 100. N/A is shown where the base number of responses is less than 10 during the period. % is calculated as Quantity/Base number*100

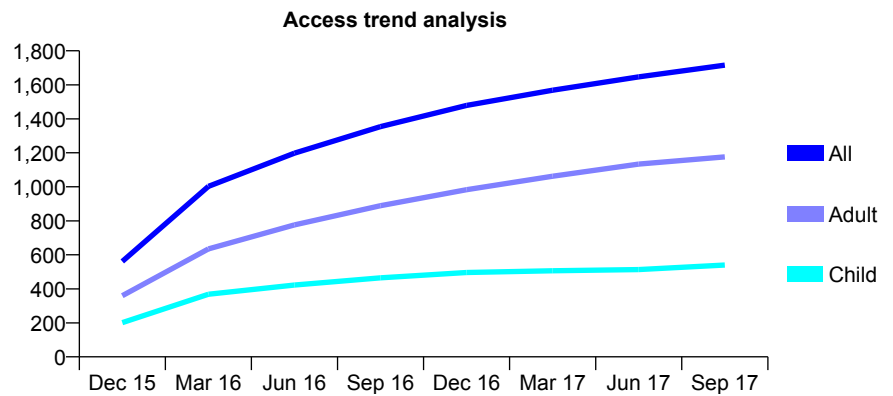
Q65 - Vital Signs At a Glance Contract Report for 106305/0001 - September 2017

Name or company name	G S Worrall & Associates
Contract type name	GDS Contract
Purpose of contract	General
Contract start date	02/09/2015
Contract end date	

17/18 Contracted general activity (UDA)	4,147
Carry forward general activity (UDA)	0
17/18 Contracted orthodontic activity (UOA)	0
Carry forward orthodontic activity (UOA)	0
Baseline contract value	£112,378.92

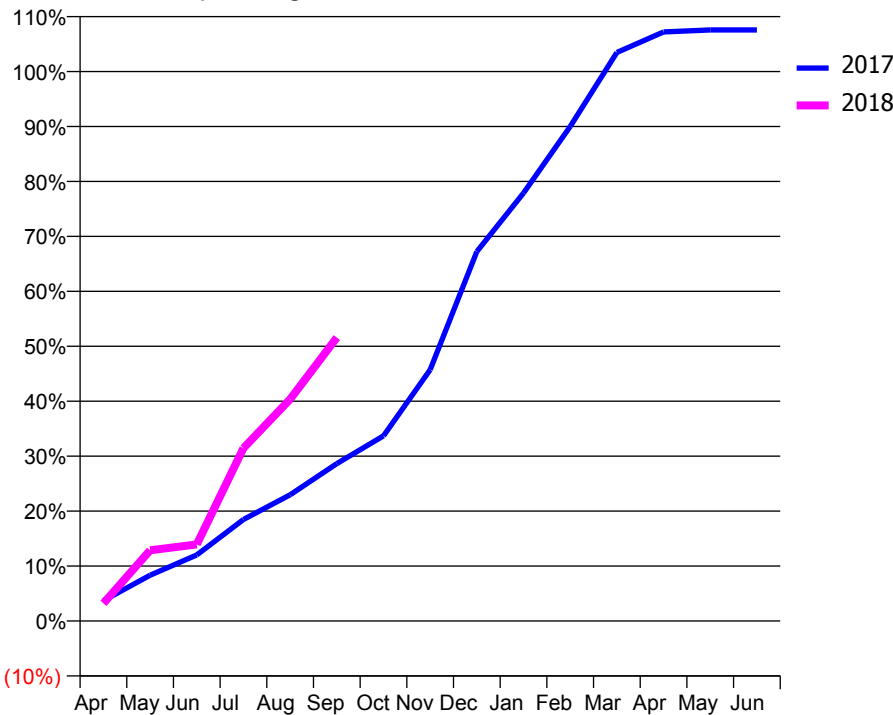
ACCESS*

Patients seen in 24 months	Total	Change since previous quarter
Quarter ending September 2016	1,354	
Quarter ending December 2016	1,479	↑
Quarter ending March 2017	1,568	↑
Quarter ending June 2017	1,647	↑
Quarter ending September 2017	1,716	↑
Variance since September 2016	26.7%	↑



ACTIVITY

Cumulative percentage of contracted UDA delivered 2017 & 2018



Month	Adjusted Scheduled Activity (UDA)	
	2017	2018
April	125	134
May	281	534
June	404	578
July	622	1,304
August	773	1,674
September	964	2,139
October	1,134	
November	1,539	
December	2,263	
January	2,621	
February	3,029	
March	3,482	
April	3,608	
May	3,620	
June	3,620	

QUALITY

	Quantity	Base Number	Contract	AT	Region	England
% of FP17s for the same patient ID Re-attending within 3 months - Children	29	448	6.5%	9.6%	11.4%	11.9%
% of FP17s for the same patient ID Re-attending within 3 months - Adults	120	865	13.9%	14.2%	15.7%	15.9%
% of FP17s for the same patient ID Re-attending between 3 & 9 months - Children	276	448	61.6%	61.6%	60.6%	58.1%
% of FP17s for the same patient ID Re-attending between 3 & 9 months - Adults	489	865	56.5%	52.4%	52.0%	50.6%
% of FP17s for Band 1 Urgent Courses	75	1,231	6.1%	8.1%	9.6%	9.1%
% of FP17s Relating to Free Repair or Replacements	5	1,231	0.4%	0.8%	0.7%	0.8%
% of FP17s Relating to Continuations	1	1,231	0.1%	1.2%	1.0%	1.1%
% of Patients satisfied with the dentistry they have received	3	3	N/A	92.1%	91.6%	91.4%
% of Patients satisfied with the time they had to wait for an appointment	3	3	N/A	88.8%	87.9%	87.7%

* This is based on patients treated on this contract for their most recent course of treatment. Figures in italics indicate the base number of FP17s or Patient Questionnaire responses are less than 100. N/A is shown where the base number of responses is less than 10 during the period. % is calculated as Quantity/Base number*100

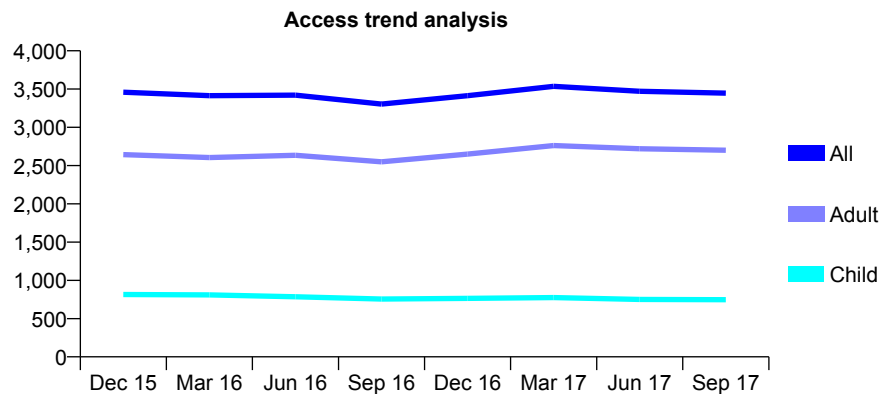
Q65 - Vital Signs At a Glance Contract Report for 107034/0003 - September 2017

Name or company name	TDK Dental Limited
Contract type name	GDS Contract
Purpose of contract	General
Contract start date	01/09/2008
Contract end date	

17/18 Contracted general activity (UDA)	13,778
Carry forward general activity (UDA)	0
17/18 Contracted orthodontic activity (UOA)	0
Carry forward orthodontic activity (UOA)	0
Baseline contract value	£347,819.72

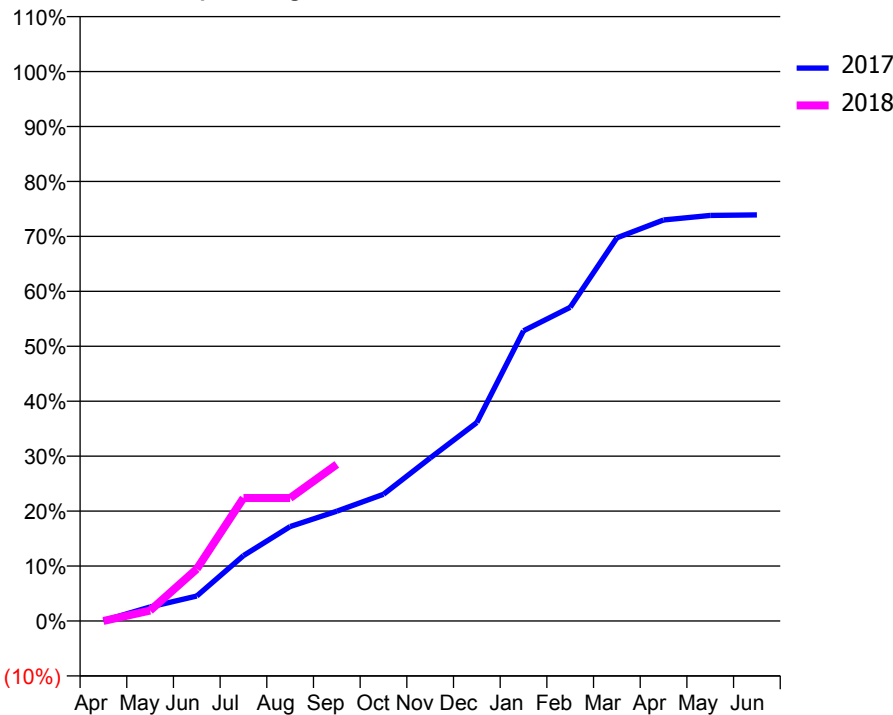
ACCESS*

Patients seen in 24 months	Total	Change since previous quarter
Quarter ending September 2016	3,304	
Quarter ending December 2016	3,414	↑
Quarter ending March 2017	3,535	↑
Quarter ending June 2017	3,471	↓
Quarter ending September 2017	3,446	→
Variance since September 2016	4.3%	↑



ACTIVITY

Cumulative percentage of contracted UDA delivered 2017 & 2018



Month	Adjusted Scheduled Activity (UDA)	
	2017	2018
April	7	0
May	353	262
June	626	1,304
July	1,641	3,085
August	2,368	3,085
September	2,754	3,928
October	3,177	
November	4,088	
December	4,978	
January	7,277	
February	7,867	
March	9,607	
April	10,057	
May	10,169	
June	10,183	

QUALITY

	Quantity	Base Number	Contract	AT	Region	England
% of FP17s for the same patient ID Re-attending within 3 months - Children	52	504	10.3%	9.6%	11.4%	11.9%
% of FP17s for the same patient ID Re-attending within 3 months - Adults	322	1,712	18.8%	14.2%	15.7%	15.9%
% of FP17s for the same patient ID Re-attending between 3 & 9 months - Children	304	504	60.3%	61.6%	60.6%	58.1%
% of FP17s for the same patient ID Re-attending between 3 & 9 months - Adults	999	1,712	58.4%	52.4%	52.0%	50.6%
% of FP17s for Band 1 Urgent Courses	134	1,969	6.8%	8.1%	9.6%	9.1%
% of FP17s Relating to Free Repair or Replacements	16	1,969	0.8%	0.8%	0.7%	0.8%
% of FP17s Relating to Continuations	27	1,969	1.4%	1.2%	1.0%	1.1%
% of Patients satisfied with the dentistry they have received	6	7	N/A	92.1%	91.6%	91.4%
% of Patients satisfied with the time they had to wait for an appointment	7	7	N/A	88.8%	87.9%	87.7%

* This is based on patients treated on this contract for their most recent course of treatment. Figures in italics indicate the base number of FP17s or Patient Questionnaire responses are less than 100. N/A is shown where the base number of responses is less than 10 during the period. % is calculated as Quantity/Base number*100

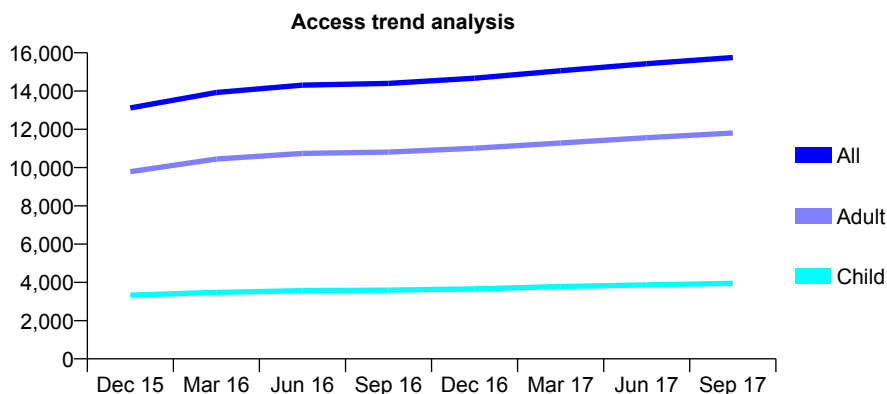
Q65 - Vital Signs At a Glance Contract Report for 107263/0001 - September 2017

Name or company name	Smile Line (UK) Ltd
Contract type name	GDS Contract
Purpose of contract	General
Contract start date	01/06/2014
Contract end date	

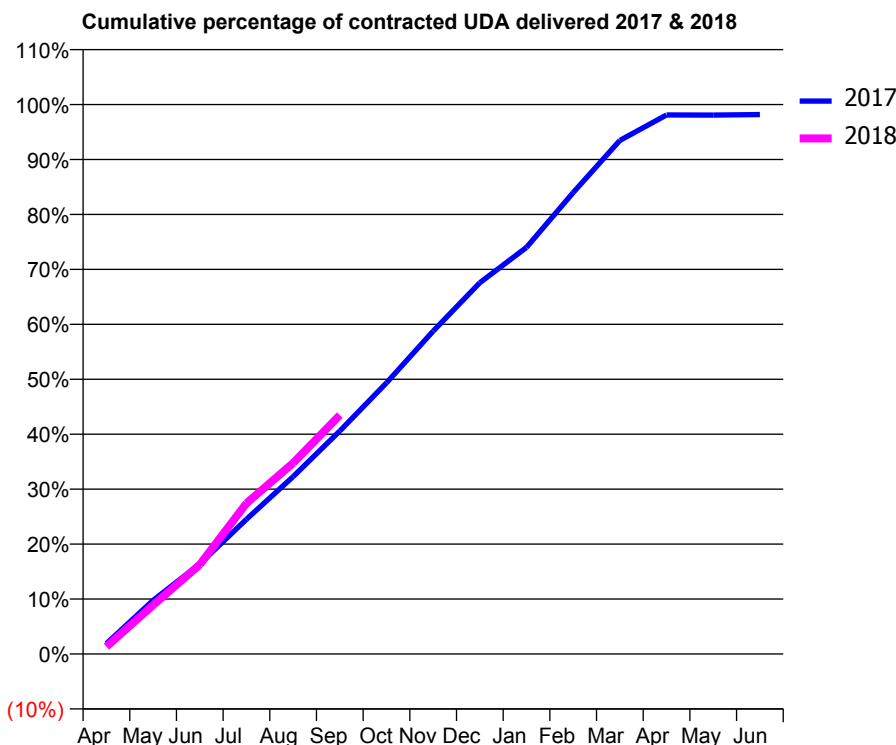
17/18 Contracted general activity (UDA)	54,160
Carry forward general activity (UDA)	985
17/18 Contracted orthodontic activity (UOA)	0
Carry forward orthodontic activity (UOA)	0
Baseline contract value	£1,440,831.64

ACCESS*

Patients seen in 24 months	Total	Change since previous quarter
Quarter ending September 2016	14,403	
Quarter ending December 2016	14,669	→
Quarter ending March 2017	15,065	↑
Quarter ending June 2017	15,430	↑
Quarter ending September 2017	15,754	↑
Variance since September 2016	9.4%	↑



ACTIVITY



Month	Adjusted Scheduled Activity (UDA)	
	2017	2018
April	1,034	726
May	5,296	4,819
June	8,881	8,814
July	13,275	14,862
August	17,482	18,822
September	21,980	23,548
October	26,721	
November	31,822	
December	36,594	
January	40,079	
February	45,484	
March	50,626	
April	53,127	
May	53,122	
June	53,175	

QUALITY

	Quantity	Base Number	Contract	AT	Region	England
% of FP17s for the same patient ID Re-attending within 3 months - Children	166	3,091	5.4%	9.6%	11.4%	11.9%
% of FP17s for the same patient ID Re-attending within 3 months - Adults	839	7,928	10.6%	14.2%	15.7%	15.9%
% of FP17s for the same patient ID Re-attending between 3 & 9 months - Children	2,018	3,091	65.3%	61.6%	60.6%	58.1%
% of FP17s for the same patient ID Re-attending between 3 & 9 months - Adults	4,625	7,928	58.3%	52.4%	52.0%	50.6%
% of FP17s for Band 1 Urgent Courses	930	9,998	9.3%	8.1%	9.6%	9.1%
% of FP17s Relating to Free Repair or Replacements	37	9,998	0.4%	0.8%	0.7%	0.8%
% of FP17s Relating to Continuations	21	9,998	0.2%	1.2%	1.0%	1.1%
% of Patients satisfied with the dentistry they have received	21	23	91.3%	92.1%	91.6%	91.4%
% of Patients satisfied with the time they had to wait for an appointment	21	23	91.3%	88.8%	87.9%	87.7%

* This is based on patients treated on this contract for their most recent course of treatment. Figures in italics indicate the base number of FP17s or Patient Questionnaire responses are less than 100. N/A is shown where the base number of responses is less than 10 during the period. % is calculated as Quantity/Base number*100

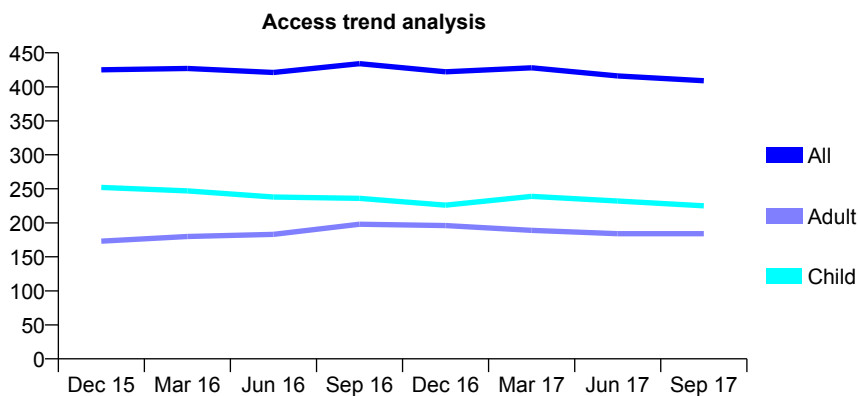
Q65 - Vital Signs At a Glance Contract Report for 109681/0001 - September 2017

Name or company name	Backwell Dental Care Ltd
Contract type name	GDS Contract
Purpose of contract	General
Contract start date	01/06/2010
Contract end date	

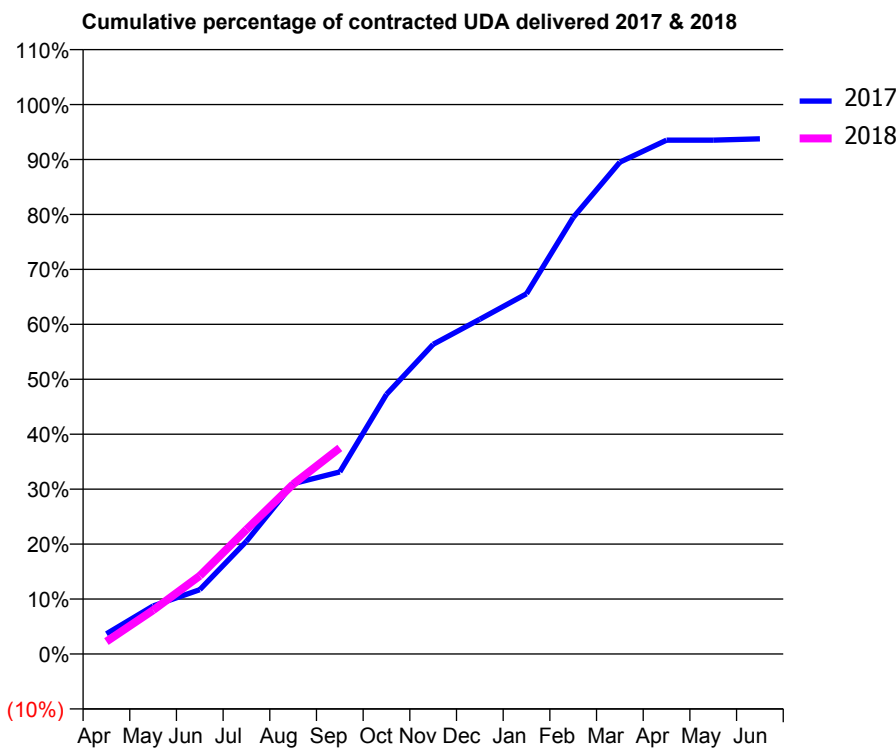
17/18 Contracted general activity (UDA)	1,205
Carry forward general activity (UDA)	0
17/18 Contracted orthodontic activity (UOA)	0
Carry forward orthodontic activity (UOA)	0
Baseline contract value	£36,097.55

ACCESS*

Patients seen in 24 months	Total	Change since previous quarter
Quarter ending September 2016	434	
Quarter ending December 2016	422	↓
Quarter ending March 2017	428	→
Quarter ending June 2017	416	↓
Quarter ending September 2017	409	↓
Variance since September 2016	(5.8%)	↓



ACTIVITY



Adjusted Scheduled Activity (UDA)		
Month	2017	2018
April	44	27
May	105	96
June	141	171
July	247	273
August	374	372
September	399	452
October	570	
November	679	
December	734	
January	790	
February	957	
March	1,079	
April	1,127	
May	1,127	
June	1,130	

QUALITY

	Quantity	Base Number	Contract	AT	Region	England
% of FP17s for the same patient ID Re-attending within 3 months - Children	19	186	10.2%	9.6%	11.4%	11.9%
% of FP17s for the same patient ID Re-attending within 3 months - Adults	10	123	8.1%	14.2%	15.7%	15.9%
% of FP17s for the same patient ID Re-attending between 3 & 9 months - Children	136	186	73.1%	61.6%	60.6%	58.1%
% of FP17s for the same patient ID Re-attending between 3 & 9 months - Adults	83	123	67.5%	52.4%	52.0%	50.6%
% of FP17s for Band 1 Urgent Courses	14	281	5.0%	8.1%	9.6%	9.1%
% of FP17s Relating to Free Repair or Replacements	0	281	0.0%	0.8%	0.7%	0.8%
% of FP17s Relating to Continuations	0	281	0.0%	1.2%	1.0%	1.1%
% of Patients satisfied with the dentistry they have received	0	0	N/A	92.1%	91.6%	91.4%
% of Patients satisfied with the time they had to wait for an appointment	0	0	N/A	88.8%	87.9%	87.7%

* This is based on patients treated on this contract for their most recent course of treatment. Figures in italics indicate the base number of FP17s or Patient Questionnaire responses are less than 100. N/A is shown where the base number of responses is less than 10 during the period. % is calculated as Quantity/Base number*100

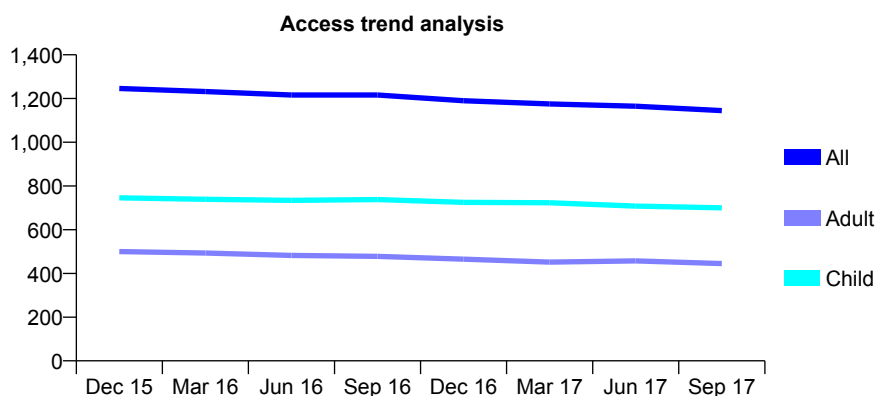
Q65 - Vital Signs At a Glance Contract Report for 111333/0001 - September 2017

Name or company name	Michael Furlong & Connor Hichens - Bank (
Contract type name	GDS Contract
Purpose of contract	General and Orthodontic
Contract start date	01/12/2012
Contract end date	

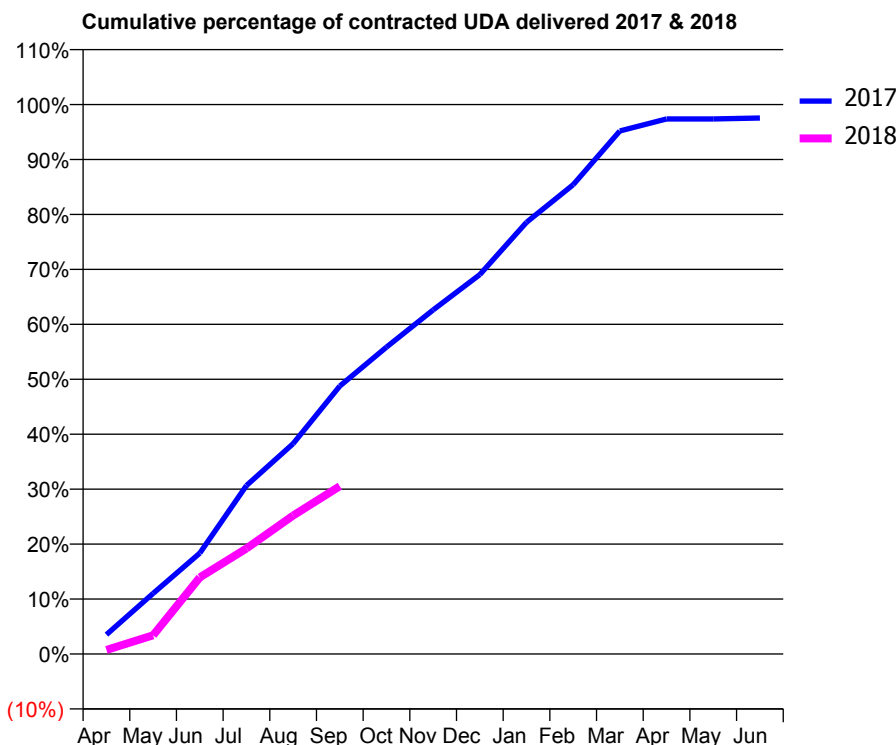
17/18 Contracted general activity (UDA)	2,700
Carry forward general activity (UDA)	56
17/18 Contracted orthodontic activity (UOA)	233
Carry forward orthodontic activity (UOA)	0
Baseline contract value	£73,982.15

ACCESS*

Patients seen in 24 months	Total	Change since previous quarter
Quarter ending September 2016	1,216	
Quarter ending December 2016	1,190	↓
Quarter ending March 2017	1,175	↓
Quarter ending June 2017	1,165	→
Quarter ending September 2017	1,145	↓
Variance since September 2016	(5.8%)	↓



ACTIVITY



Adjusted Scheduled Activity (UDA)		
Month	2017	2018
April	81	20
May	253	92
June	422	376
July	705	519
August	880	680
September	1,122	825
October	1,285	
November	1,440	
December	1,588	
January	1,807	
February	1,965	
March	2,189	
April	2,240	
May	2,240	
June	2,244	

QUALITY

	Quantity	Base Number	Contract	AT	Region	England
% of FP17s for the same patient ID Re-attending within 3 months - Children	57	500	11.4%	9.6%	11.4%	11.9%
% of FP17s for the same patient ID Re-attending within 3 months - Adults	10	191	5.2%	14.2%	15.7%	15.9%
% of FP17s for the same patient ID Re-attending between 3 & 9 months - Children	263	500	52.6%	61.6%	60.6%	58.1%
% of FP17s for the same patient ID Re-attending between 3 & 9 months - Adults	96	191	50.3%	52.4%	52.0%	50.6%
% of FP17s for Band 1 Urgent Courses	23	635	3.6%	8.1%	9.6%	9.1%
% of FP17s Relating to Free Repair or Replacements	0	635	0.0%	0.8%	0.7%	0.8%
% of FP17s Relating to Continuations	0	635	0.0%	1.2%	1.0%	1.1%
% of Patients satisfied with the dentistry they have received	3	3	N/A	92.1%	91.6%	91.4%
% of Patients satisfied with the time they had to wait for an appointment	3	3	N/A	88.8%	87.9%	87.7%

* This is based on patients treated on this contract for their most recent course of treatment. Figures in italics indicate the base number of FP17s or Patient Questionnaire responses are less than 100. N/A is shown where the base number of responses is less than 10 during the period. % is calculated as Quantity/Base number*100

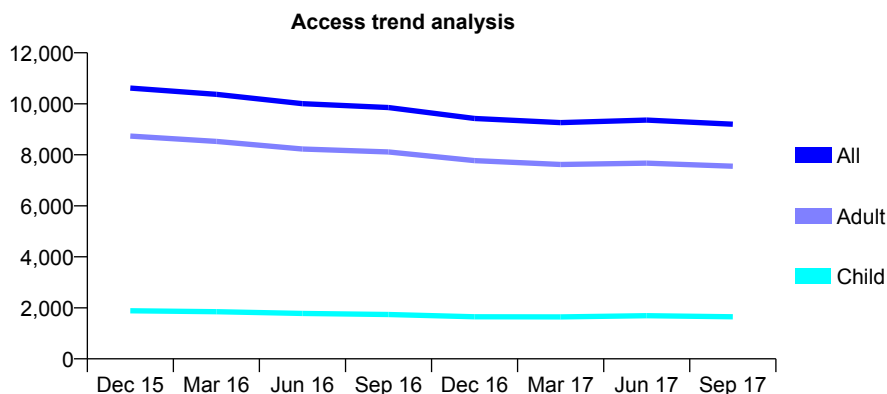
Q65 - Vital Signs At a Glance Contract Report for 112194/0001 - September 2017

Name or company name	High Street Dental Practice
Contract type name	GDS Contract
Purpose of contract	General
Contract start date	01/04/2006
Contract end date	

17/18 Contracted general activity (UDA)	31,000
Carry forward general activity (UDA)	0
17/18 Contracted orthodontic activity (UOA)	0
Carry forward orthodontic activity (UOA)	0
Baseline contract value	£820,150.39

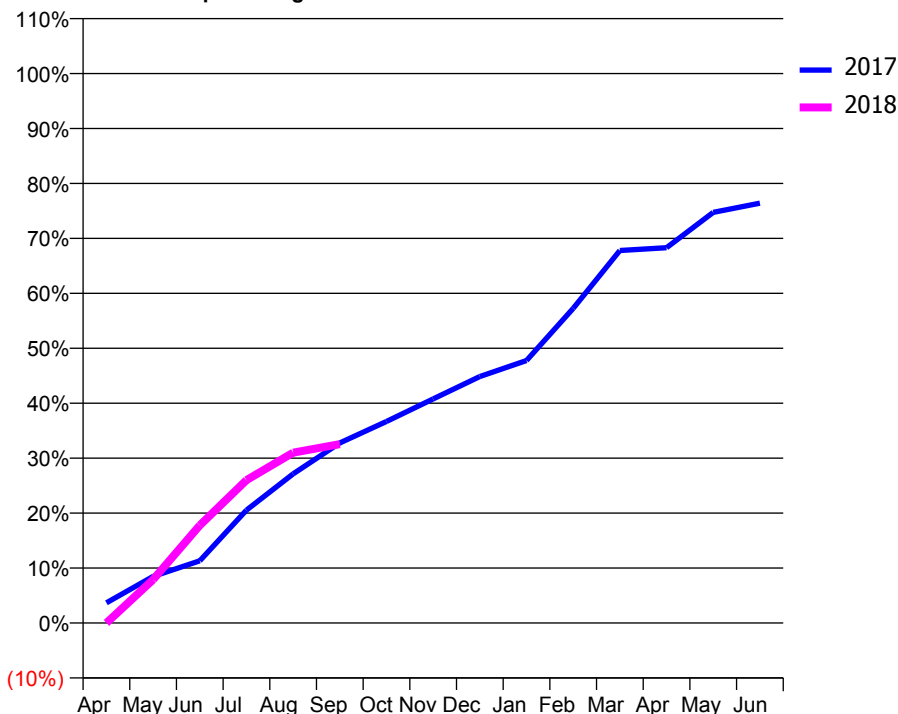
ACCESS*

Patients seen in 24 months	Total	Change since previous quarter
Quarter ending September 2016	9,855	
Quarter ending December 2016	9,427	↓
Quarter ending March 2017	9,263	↓
Quarter ending June 2017	9,360	→
Quarter ending September 2017	9,201	↓
Variance since September 2016	(6.6%)	↓



ACTIVITY

Cumulative percentage of contracted UDA delivered 2017 & 2018



Month	Adjusted Scheduled Activity (UDA)	
	2017	2018
April	1,142	0
May	2,630	2,445
June	3,510	5,514
July	6,368	8,058
August	8,413	9,610
September	10,161	10,095
October	11,370	
November	12,643	
December	13,904	
January	14,811	
February	17,749	
March	21,012	
April	21,169	
May	23,168	
June	23,686	

QUALITY

	Quantity	Base Number	Contract	AT	Region	England
% of FP17s for the same patient ID Re-attending within 3 months - Children	62	1,160	5.3%	9.6%	11.4%	11.9%
% of FP17s for the same patient ID Re-attending within 3 months - Adults	724	4,399	16.5%	14.2%	15.7%	15.9%
% of FP17s for the same patient ID Re-attending between 3 & 9 months - Children	633	1,160	54.6%	61.6%	60.6%	58.1%
% of FP17s for the same patient ID Re-attending between 3 & 9 months - Adults	1,155	4,399	26.3%	52.4%	52.0%	50.6%
% of FP17s for Band 1 Urgent Courses	387	4,339	8.9%	8.1%	9.6%	9.1%
% of FP17s Relating to Free Repair or Replacements	33	4,339	0.8%	0.8%	0.7%	0.8%
% of FP17s Relating to Continuations	175	4,339	4.0%	1.2%	1.0%	1.1%
% of Patients satisfied with the dentistry they have received	25	26	96.2%	92.1%	91.6%	91.4%
% of Patients satisfied with the time they had to wait for an appointment	24	26	92.3%	88.8%	87.9%	87.7%

* This is based on patients treated on this contract for their most recent course of treatment. Figures in italics indicate the base number of FP17s or Patient Questionnaire responses are less than 100. N/A is shown where the base number of responses is less than 10 during the period. % is calculated as Quantity/Base number*100

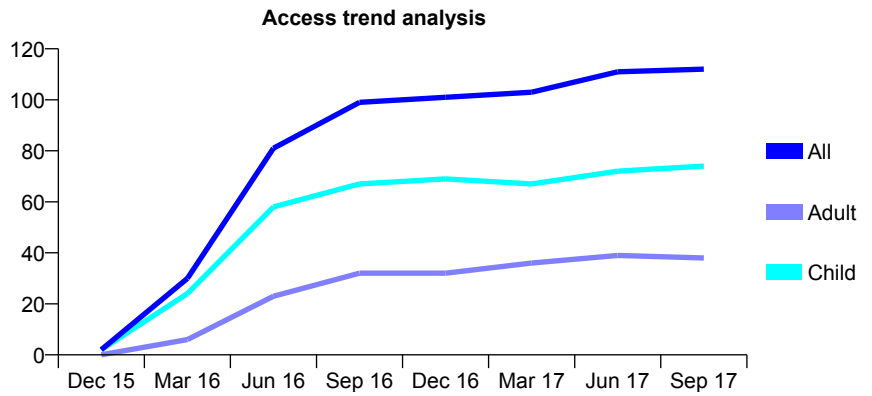
Q65 - Vital Signs At a Glance Contract Report for 114669/0001 - September 2017

Name or company name	MR MI STEWART
Contract type name	GDS Contract
Purpose of contract	General
Contract start date	01/09/2015
Contract end date	

17/18 Contracted general activity (UDA)	200
Carry forward general activity (UDA)	-4
17/18 Contracted orthodontic activity (UOA)	0
Carry forward orthodontic activity (UOA)	0
Baseline contract value	£4,255.36

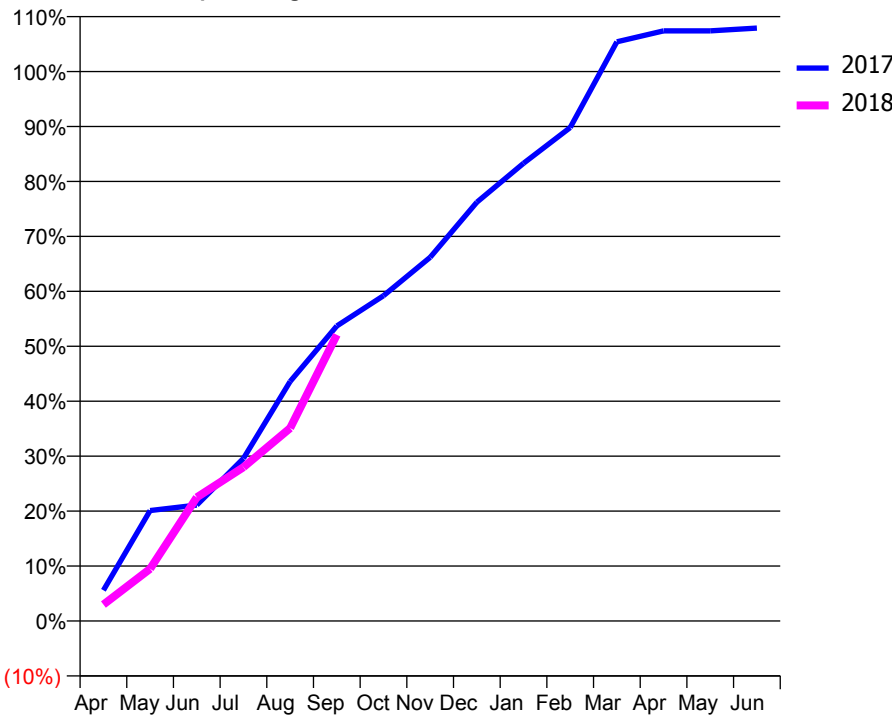
ACCESS*

Patients seen in 24 months	Total	Change since previous quarter
Quarter ending September 2016	99	
Quarter ending December 2016	101	↑
Quarter ending March 2017	103	→
Quarter ending June 2017	111	↑
Quarter ending September 2017	112	→
Variance since September 2016	13.1%	↑



ACTIVITY

Cumulative percentage of contracted UDA delivered 2017 & 2018



Month	Adjusted Scheduled Activity (UDA)	
	2017	2018
April	11	6
May	40	19
June	42	45
July	59	56
August	87	70
September	107	104
October	118	
November	132	
December	152	
January	167	
February	180	
March	211	
April	215	
May	215	
June	216	

QUALITY

	Quantity	Base Number	Contract	AT	Region	England
% of FP17s for the same patient ID Re-attending within 3 months - Children	2	64	3.1%	9.6%	11.4%	11.9%
% of FP17s for the same patient ID Re-attending within 3 months - Adults	1	19	5.3%	14.2%	15.7%	15.9%
% of FP17s for the same patient ID Re-attending between 3 & 9 months - Children	40	64	62.5%	61.6%	60.6%	58.1%
% of FP17s for the same patient ID Re-attending between 3 & 9 months - Adults	12	19	63.2%	52.4%	52.0%	50.6%
% of FP17s for Band 1 Urgent Courses	1	78	1.3%	8.1%	9.6%	9.1%
% of FP17s Relating to Free Repair or Replacements	0	78	0.0%	0.8%	0.7%	0.8%
% of FP17s Relating to Continuations	1	78	1.3%	1.2%	1.0%	1.1%
% of Patients satisfied with the dentistry they have received	0	0	N/A	92.1%	91.6%	91.4%
% of Patients satisfied with the time they had to wait for an appointment	0	0	N/A	88.8%	87.9%	87.7%

* This is based on patients treated on this contract for their most recent course of treatment. Figures in italics indicate the base number of FP17s or Patient Questionnaire responses are less than 100. N/A is shown where the base number of responses is less than 10 during the period. % is calculated as Quantity/Base number*100

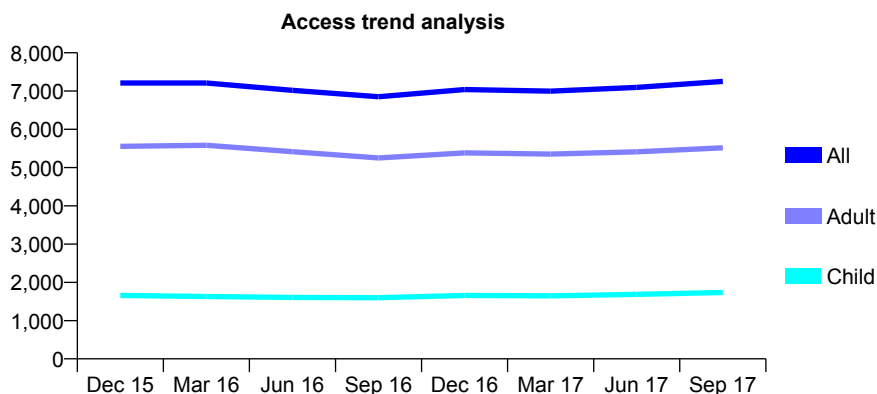
Q65 - Vital Signs At a Glance Contract Report for 115371/0001 - September 2017

Name or company name	Bahram Ltd.
Contract type name	GDS Contract
Purpose of contract	General
Contract start date	01/11/2008
Contract end date	

17/18 Contracted general activity (UDA)	21,238
Carry forward general activity (UDA)	0
17/18 Contracted orthodontic activity (UOA)	0
Carry forward orthodontic activity (UOA)	0
Baseline contract value	£539,265.31

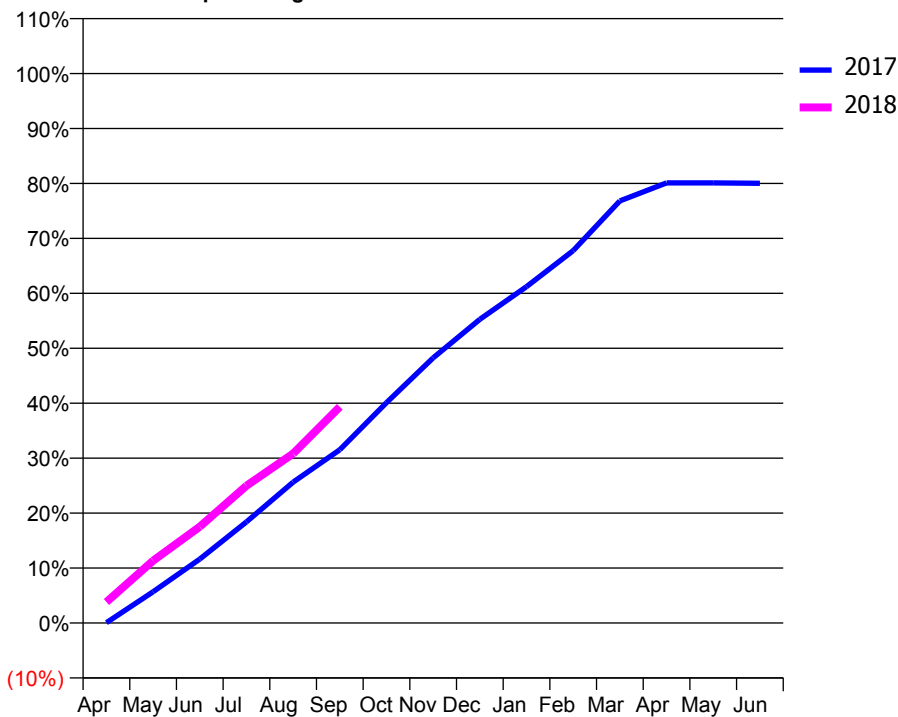
ACCESS*

Patients seen in 24 months	Total	Change since previous quarter
Quarter ending September 2016	6,850	
Quarter ending December 2016	7,041	↑
Quarter ending March 2017	6,997	→
Quarter ending June 2017	7,096	→
Quarter ending September 2017	7,251	↑
Variance since September 2016	5.9%	↑



ACTIVITY

Cumulative percentage of contracted UDA delivered 2017 & 2018



Month	Adjusted Scheduled Activity (UDA)	
	2017	2018
April	15	812
May	1,211	2,411
June	2,471	3,724
July	3,908	5,305
August	5,443	6,548
September	6,700	8,358
October	8,516	
November	10,248	
December	11,737	
January	12,998	
February	14,392	
March	16,315	
April	17,013	
May	17,009	
June	16,996	

QUALITY

	Quantity	Base Number	Contract	AT	Region	England
% of FP17s for the same patient ID Re-attending within 3 months - Children	117	1,414	8.3%	9.6%	11.4%	11.9%
% of FP17s for the same patient ID Re-attending within 3 months - Adults	641	3,960	16.2%	14.2%	15.7%	15.9%
% of FP17s for the same patient ID Re-attending between 3 & 9 months - Children	917	1,414	64.9%	61.6%	60.6%	58.1%
% of FP17s for the same patient ID Re-attending between 3 & 9 months - Adults	2,301	3,960	58.1%	52.4%	52.0%	50.6%
% of FP17s for Band 1 Urgent Courses	455	4,552	10.0%	8.1%	9.6%	9.1%
% of FP17s Relating to Free Repair or Replacements	28	4,552	0.6%	0.8%	0.7%	0.8%
% of FP17s Relating to Continuations	42	4,552	0.9%	1.2%	1.0%	1.1%
% of Patients satisfied with the dentistry they have received	22	25	88.0%	92.1%	91.6%	91.4%
% of Patients satisfied with the time they had to wait for an appointment	23	25	92.0%	88.8%	87.9%	87.7%

* This is based on patients treated on this contract for their most recent course of treatment. Figures in italics indicate the base number of FP17s or Patient Questionnaire responses are less than 100. N/A is shown where the base number of responses is less than 10 during the period. % is calculated as Quantity/Base number*100

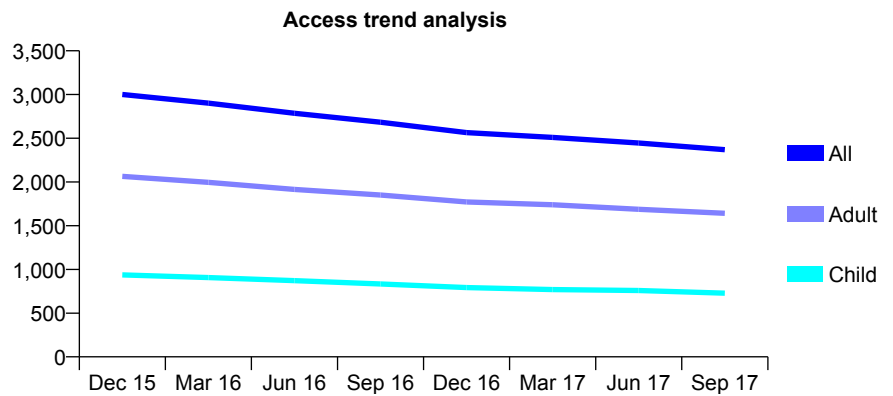
Q65 - Vital Signs At a Glance Contract Report for 115754/0001 - September 2017

Name or company name	Catherine Court Dentistry Limited
Contract type name	GDS Contract
Purpose of contract	General
Contract start date	01/02/2013
Contract end date	30/11/2017

17/18 Contracted general activity (UDA)	6,667
Carry forward general activity (UDA)	0
17/18 Contracted orthodontic activity (UOA)	0
Carry forward orthodontic activity (UOA)	0
Baseline contract value	£158,658.82

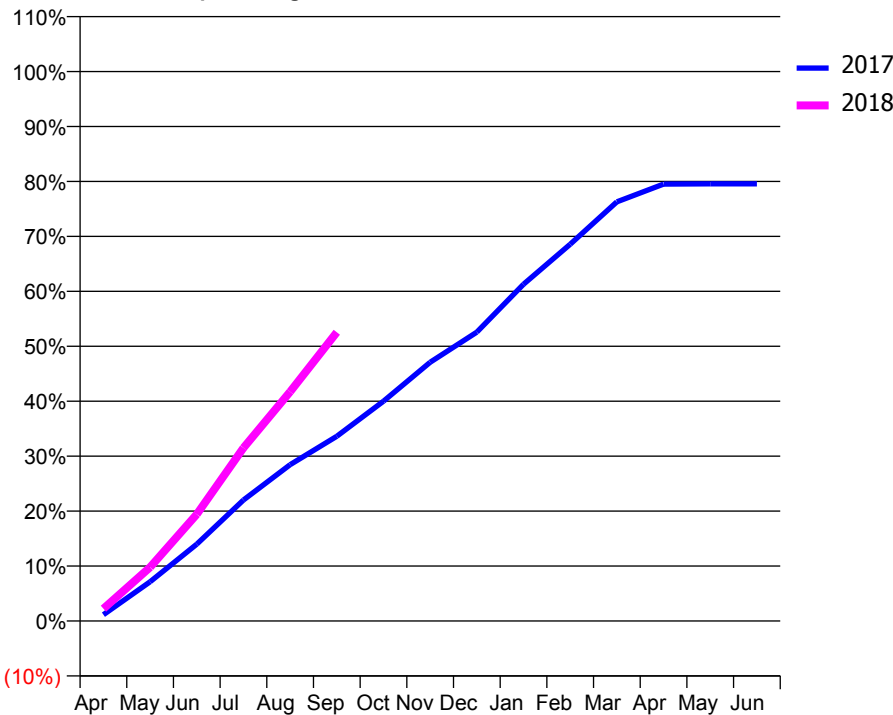
ACCESS*

Patients seen in 24 months	Total	Change since previous quarter
Quarter ending September 2016	2,683	
Quarter ending December 2016	2,564	↓
Quarter ending March 2017	2,509	↓
Quarter ending June 2017	2,445	↓
Quarter ending September 2017	2,369	↓
Variance since September 2016	(11.7%)	↓



ACTIVITY

Cumulative percentage of contracted UDA delivered 2017 & 2018



Month	Adjusted Scheduled Activity (UDA)	
	2017	2018
April	115	150
May	714	652
June	1,399	1,295
July	2,203	2,101
August	2,846	2,782
September	3,363	3,504
October	4,001	
November	4,710	
December	5,257	
January	6,128	
February	6,856	
March	7,629	
April	7,950	
May	7,955	
June	7,955	

QUALITY

	Quantity	Base Number	Contract	AT	Region	England
% of FP17s for the same patient ID Re-attending within 3 months - Children	29	545	5.3%	9.6%	11.4%	11.9%
% of FP17s for the same patient ID Re-attending within 3 months - Adults	125	1,140	11.0%	14.2%	15.7%	15.9%
% of FP17s for the same patient ID Re-attending between 3 & 9 months - Children	364	545	66.8%	61.6%	60.6%	58.1%
% of FP17s for the same patient ID Re-attending between 3 & 9 months - Adults	831	1,140	72.9%	52.4%	52.0%	50.6%
% of FP17s for Band 1 Urgent Courses	119	1,541	7.7%	8.1%	9.6%	9.1%
% of FP17s Relating to Free Repair or Replacements	12	1,541	0.8%	0.8%	0.7%	0.8%
% of FP17s Relating to Continuations	1	1,541	0.1%	1.2%	1.0%	1.1%
% of Patients satisfied with the dentistry they have received	8	8	N/A	92.1%	91.6%	91.4%
% of Patients satisfied with the time they had to wait for an appointment	7	8	N/A	88.8%	87.9%	87.7%

* This is based on patients treated on this contract for their most recent course of treatment. Figures in italics indicate the base number of FP17s or Patient Questionnaire responses are less than 100. N/A is shown where the base number of responses is less than 10 during the period. % is calculated as Quantity/Base number*100

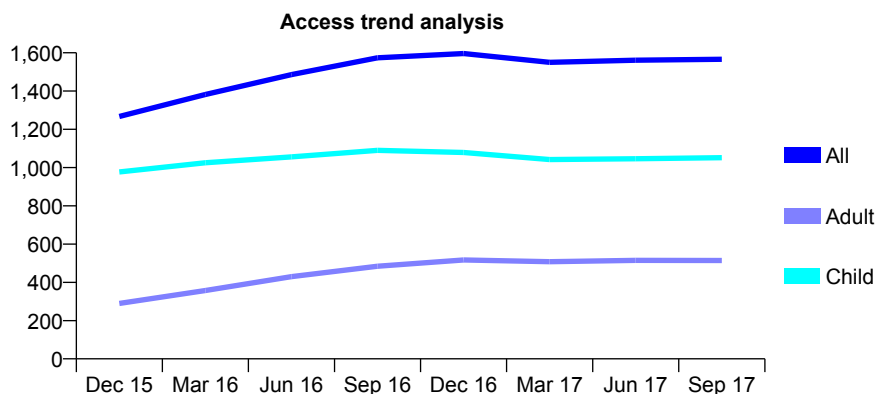
Q65 - Vital Signs At a Glance Contract Report for 115827/0001 - September 2017

Name or company name	College Street Dental Practice
Contract type name	GDS Contract
Purpose of contract	General
Contract start date	28/07/2014
Contract end date	

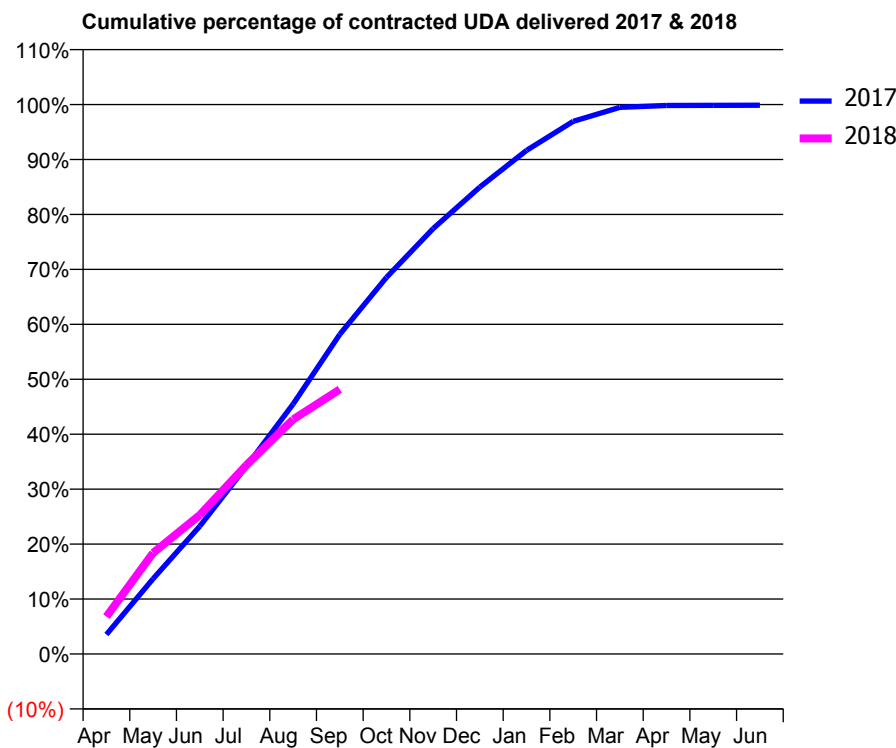
17/18 Contracted general activity (UDA)	4,000
Carry forward general activity (UDA)	5
17/18 Contracted orthodontic activity (UOA)	0
Carry forward orthodontic activity (UOA)	0
Baseline contract value	£98,970.03

ACCESS*

Patients seen in 24 months	Total	Change since previous quarter
Quarter ending September 2016	1,574	
Quarter ending December 2016	1,596	→
Quarter ending March 2017	1,550	↓
Quarter ending June 2017	1,561	→
Quarter ending September 2017	1,566	→
Variance since September 2016	(0.5%)	→



ACTIVITY



Month	Adjusted Scheduled Activity (UDA)	
	2017	2018
April	142	272
May	548	737
June	931	1,012
July	1,367	1,376
August	1,820	1,708
September	2,327	1,926
October	2,741	
November	3,097	
December	3,399	
January	3,666	
February	3,878	
March	3,979	
April	3,992	
May	3,993	
June	3,995	

QUALITY

	Quantity	Base Number	Contract	AT	Region	England
% of FP17s for the same patient ID Re-attending within 3 months - Children	78	997	7.8%	9.6%	11.4%	11.9%
% of FP17s for the same patient ID Re-attending within 3 months - Adults	51	307	16.6%	14.2%	15.7%	15.9%
% of FP17s for the same patient ID Re-attending between 3 & 9 months - Children	727	997	72.9%	61.6%	60.6%	58.1%
% of FP17s for the same patient ID Re-attending between 3 & 9 months - Adults	200	307	65.1%	52.4%	52.0%	50.6%
% of FP17s for Band 1 Urgent Courses	87	1,291	6.7%	8.1%	9.6%	9.1%
% of FP17s Relating to Free Repair or Replacements	2	1,291	0.2%	0.8%	0.7%	0.8%
% of FP17s Relating to Continuations	2	1,291	0.2%	1.2%	1.0%	1.1%
% of Patients satisfied with the dentistry they have received	4	4	N/A	92.1%	91.6%	91.4%
% of Patients satisfied with the time they had to wait for an appointment	4	4	N/A	88.8%	87.9%	87.7%

* This is based on patients treated on this contract for their most recent course of treatment. Figures in italics indicate the base number of FP17s or Patient Questionnaire responses are less than 100. N/A is shown where the base number of responses is less than 10 during the period. % is calculated as Quantity/Base number*100

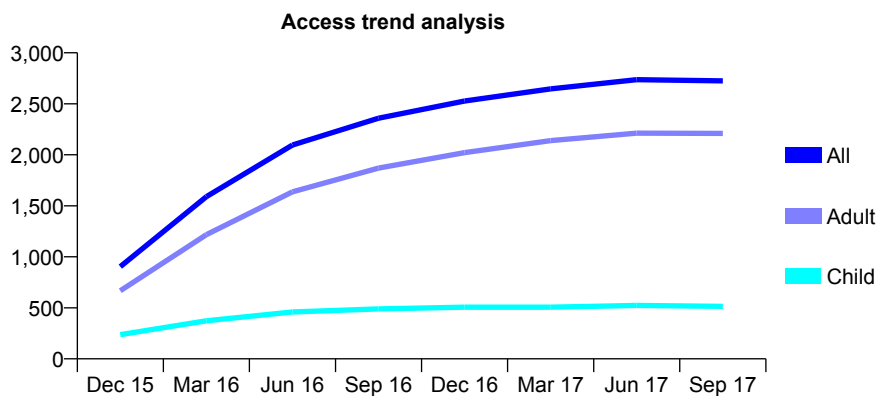
Q65 - Vital Signs At a Glance Contract Report for 116424/0001 - September 2017

Name or company name	White Dental Partnership
Contract type name	GDS Contract
Purpose of contract	General
Contract start date	01/09/2015
Contract end date	

17/18 Contracted general activity (UDA)	7,059
Carry forward general activity (UDA)	70
17/18 Contracted orthodontic activity (UOA)	0
Carry forward orthodontic activity (UOA)	0
Baseline contract value	£152,912.66

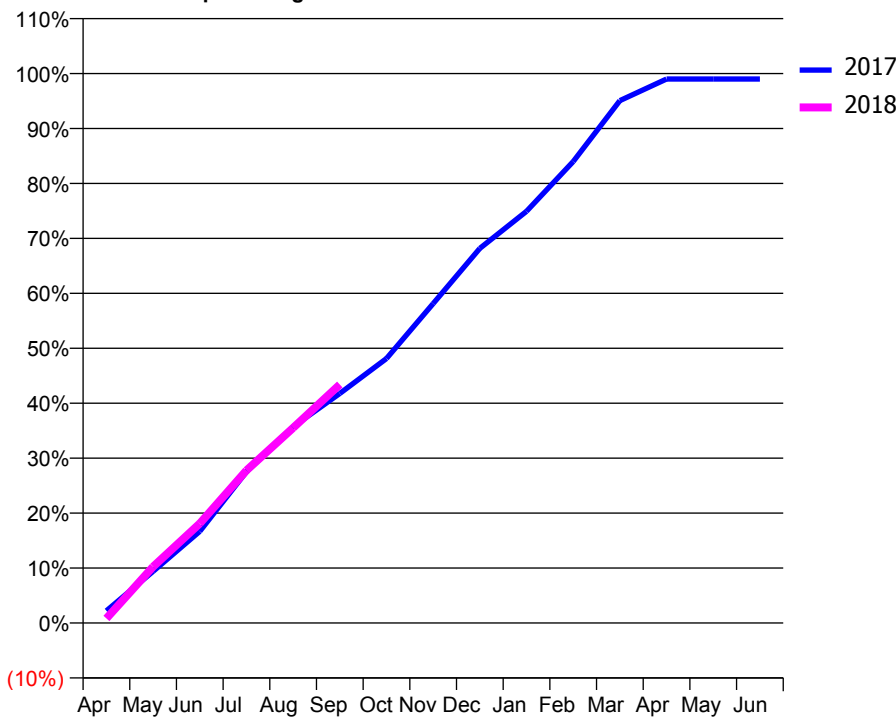
ACCESS*

Patients seen in 24 months	Total	Change since previous quarter
Quarter ending September 2016	2,359	
Quarter ending December 2016	2,528	↑
Quarter ending March 2017	2,646	↑
Quarter ending June 2017	2,737	↑
Quarter ending September 2017	2,725	→
Variance since September 2016	15.5%	↑



ACTIVITY

Cumulative percentage of contracted UDA delivered 2017 & 2018



Adjusted Scheduled Activity (UDA)

Month	2017	2018
April	157	59
May	664	724
June	1,178	1,278
July	1,944	1,961
August	2,522	2,507
September	2,949	3,064
October	3,397	
November	4,104	
December	4,813	
January	5,289	
February	5,928	
March	6,711	
April	6,988	
May	6,988	
June	6,989	

QUALITY

	Quantity	Base Number	Contract	AT	Region	England
% of FP17s for the same patient ID Re-attending within 3 months - Children	34	430	7.9%	9.6%	11.4%	11.9%
% of FP17s for the same patient ID Re-attending within 3 months - Adults	123	1,305	9.4%	14.2%	15.7%	15.9%
% of FP17s for the same patient ID Re-attending between 3 & 9 months - Children	283	430	65.8%	61.6%	60.6%	58.1%
% of FP17s for the same patient ID Re-attending between 3 & 9 months - Adults	634	1,305	48.6%	52.4%	52.0%	50.6%
% of FP17s for Band 1 Urgent Courses	101	1,618	6.2%	8.1%	9.6%	9.1%
% of FP17s Relating to Free Repair or Replacements	5	1,618	0.3%	0.8%	0.7%	0.8%
% of FP17s Relating to Continuations	10	1,618	0.6%	1.2%	1.0%	1.1%
% of Patients satisfied with the dentistry they have received	6	6	N/A	92.1%	91.6%	91.4%
% of Patients satisfied with the time they had to wait for an appointment	6	6	N/A	88.8%	87.9%	87.7%

* This is based on patients treated on this contract for their most recent course of treatment. Figures in italics indicate the base number of FP17s or Patient Questionnaire responses are less than 100. N/A is shown where the base number of responses is less than 10 during the period. % is calculated as Quantity/Base number*100

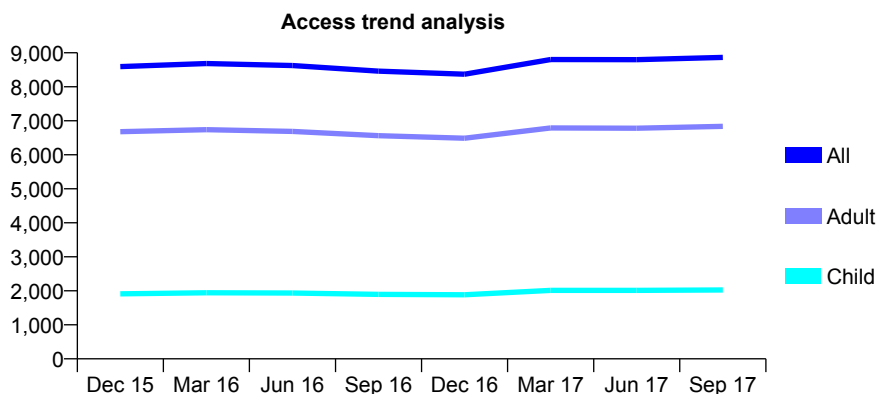
Q65 - Vital Signs At a Glance Contract Report for 118583/0001 - September 2017

Name or company name	Execudent Ltd
Contract type name	GDS Contract
Purpose of contract	General
Contract start date	01/10/2012
Contract end date	

17/18 Contracted general activity (UDA)	27,280
Carry forward general activity (UDA)	0
17/18 Contracted orthodontic activity (UOA)	0
Carry forward orthodontic activity (UOA)	0
Baseline contract value	£727,560.31

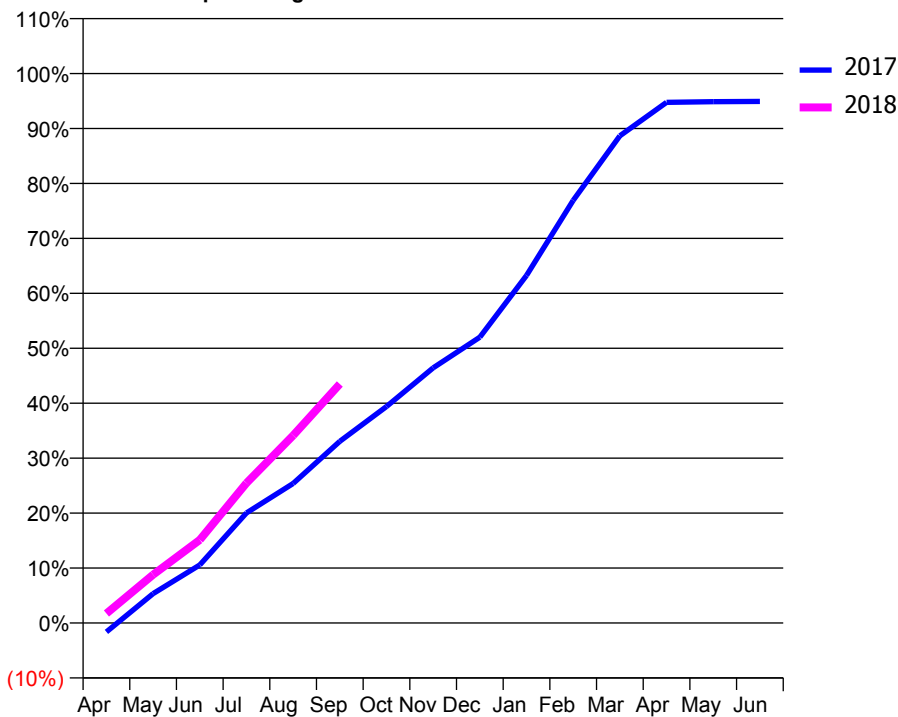
ACCESS*

Patients seen in 24 months	Total	Change since previous quarter
Quarter ending September 2016	8,460	
Quarter ending December 2016	8,370	↓
Quarter ending March 2017	8,803	↑
Quarter ending June 2017	8,797	→
Quarter ending September 2017	8,863	→
Variance since September 2016	4.8%	↑



ACTIVITY

Cumulative percentage of contracted UDA delivered 2017 & 2018



Month	Adjusted Scheduled Activity (UDA)	
	2017	2018
April	-446	475
May	1,457	2,397
June	2,881	4,127
July	5,466	6,946
August	6,929	9,314
September	9,018	11,869
October	10,750	
November	12,667	
December	14,190	
January	17,255	
February	20,984	
March	24,183	
April	25,847	
May	25,880	
June	25,892	

QUALITY

	Quantity	Base Number	Contract	AT	Region	England
% of FP17s for the same patient ID Re-attending within 3 months - Children	144	1,657	8.7%	9.6%	11.4%	11.9%
% of FP17s for the same patient ID Re-attending within 3 months - Adults	698	5,140	13.6%	14.2%	15.7%	15.9%
% of FP17s for the same patient ID Re-attending between 3 & 9 months - Children	1,082	1,657	65.3%	61.6%	60.6%	58.1%
% of FP17s for the same patient ID Re-attending between 3 & 9 months - Adults	3,225	5,140	62.7%	52.4%	52.0%	50.6%
% of FP17s for Band 1 Urgent Courses	320	6,151	5.2%	8.1%	9.6%	9.1%
% of FP17s Relating to Free Repair or Replacements	48	6,151	0.8%	0.8%	0.7%	0.8%
% of FP17s Relating to Continuations	68	6,151	1.1%	1.2%	1.0%	1.1%
% of Patients satisfied with the dentistry they have received	19	20	95.0%	92.1%	91.6%	91.4%
% of Patients satisfied with the time they had to wait for an appointment	19	20	95.0%	88.8%	87.9%	87.7%

* This is based on patients treated on this contract for their most recent course of treatment. Figures in italics indicate the base number of FP17s or Patient Questionnaire responses are less than 100. N/A is shown where the base number of responses is less than 10 during the period. % is calculated as Quantity/Base number*100

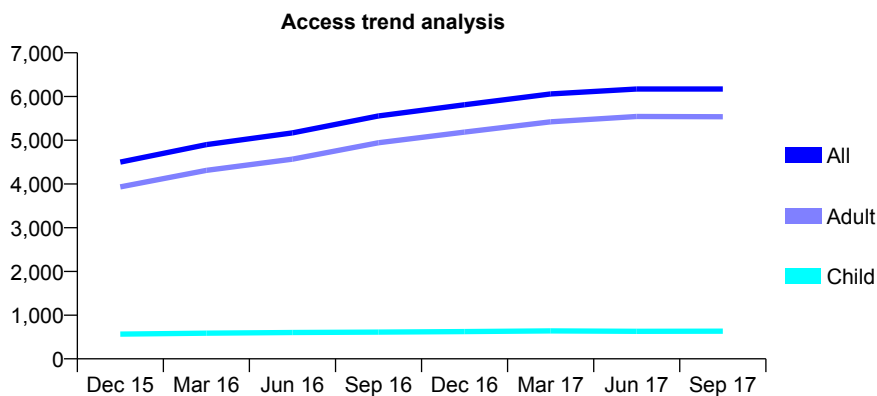
Q65 - Vital Signs At a Glance Contract Report for 118583/0002 - September 2017

Name or company name	Execudent Ltd
Contract type name	GDS Contract
Purpose of contract	General
Contract start date	01/10/2012
Contract end date	

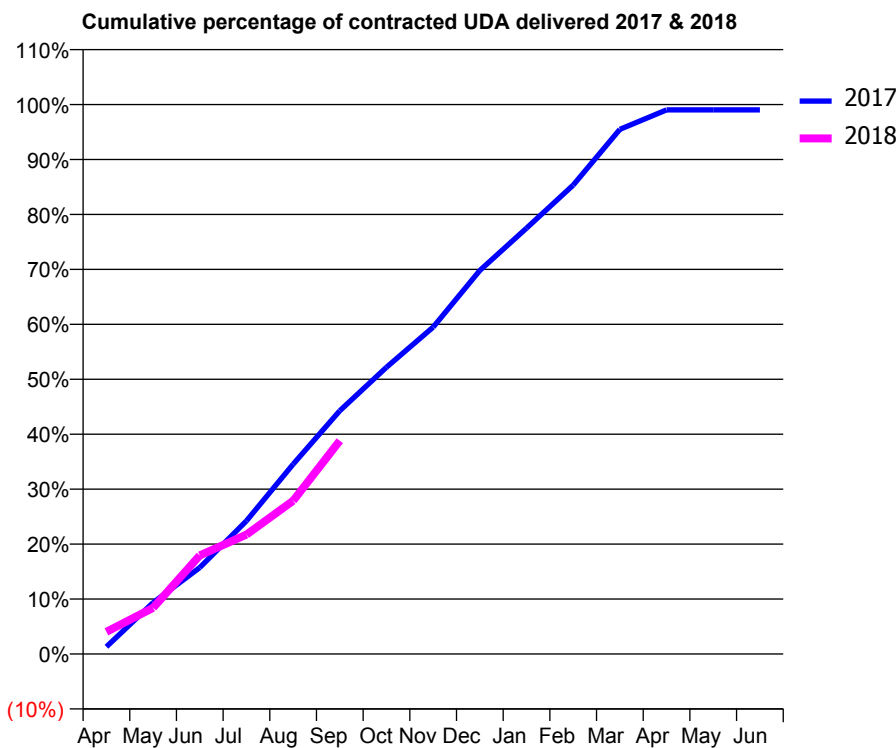
17/18 Contracted general activity (UDA)	14,299
Carry forward general activity (UDA)	140
17/18 Contracted orthodontic activity (UOA)	0
Carry forward orthodontic activity (UOA)	0
Baseline contract value	£317,753.51

ACCESS*

Patients seen in 24 months	Total	Change since previous quarter
Quarter ending September 2016	5,556	
Quarter ending December 2016	5,811	↑
Quarter ending March 2017	6,059	↑
Quarter ending June 2017	6,173	→
Quarter ending September 2017	6,171	→
Variance since September 2016	11.1%	↑



ACTIVITY



Month	Adjusted Scheduled Activity (UDA)	
	2017	2018
April	189	579
May	1,336	1,201
June	2,249	2,567
July	3,466	3,106
August	4,940	3,988
September	6,332	5,550
October	7,463	
November	8,506	
December	9,981	
January	11,082	
February	12,203	
March	13,653	
April	14,159	
May	14,159	
June	14,159	

QUALITY

	Quantity	Base Number	Contract	AT	Region	England
% of FP17s for the same patient ID Re-attending within 3 months - Children	32	428	7.5%	9.6%	11.4%	11.9%
% of FP17s for the same patient ID Re-attending within 3 months - Adults	349	3,042	11.5%	14.2%	15.7%	15.9%
% of FP17s for the same patient ID Re-attending between 3 & 9 months - Children	260	428	60.7%	61.6%	60.6%	58.1%
% of FP17s for the same patient ID Re-attending between 3 & 9 months - Adults	1,478	3,042	48.6%	52.4%	52.0%	50.6%
% of FP17s for Band 1 Urgent Courses	230	3,288	7.0%	8.1%	9.6%	9.1%
% of FP17s Relating to Free Repair or Replacements	36	3,288	1.1%	0.8%	0.7%	0.8%
% of FP17s Relating to Continuations	19	3,288	0.6%	1.2%	1.0%	1.1%
% of Patients satisfied with the dentistry they have received	9	10	90.0%	92.1%	91.6%	91.4%
% of Patients satisfied with the time they had to wait for an appointment	10	10	100.0%	88.8%	87.9%	87.7%

* This is based on patients treated on this contract for their most recent course of treatment. Figures in italics indicate the base number of FP17s or Patient Questionnaire responses are less than 100. N/A is shown where the base number of responses is less than 10 during the period. % is calculated as Quantity/Base number*100

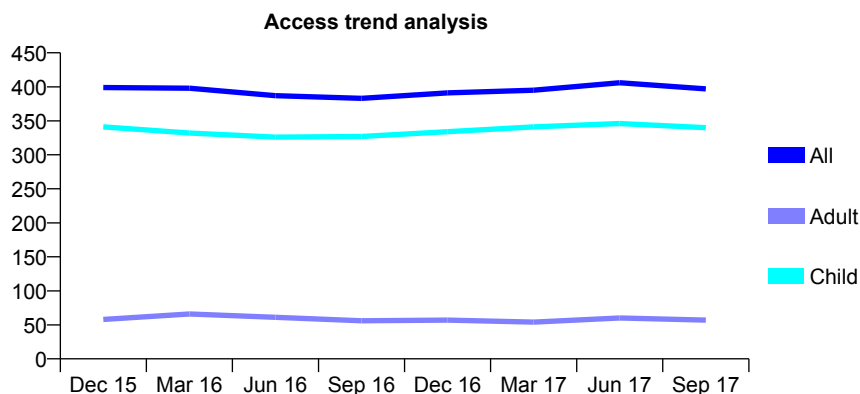
Q65 - Vital Signs At a Glance Contract Report for 118613/0001 - September 2017

Name or company name	The Bruton Dental Practice Limited
Contract type name	GDS Contract
Purpose of contract	General
Contract start date	01/12/2009
Contract end date	

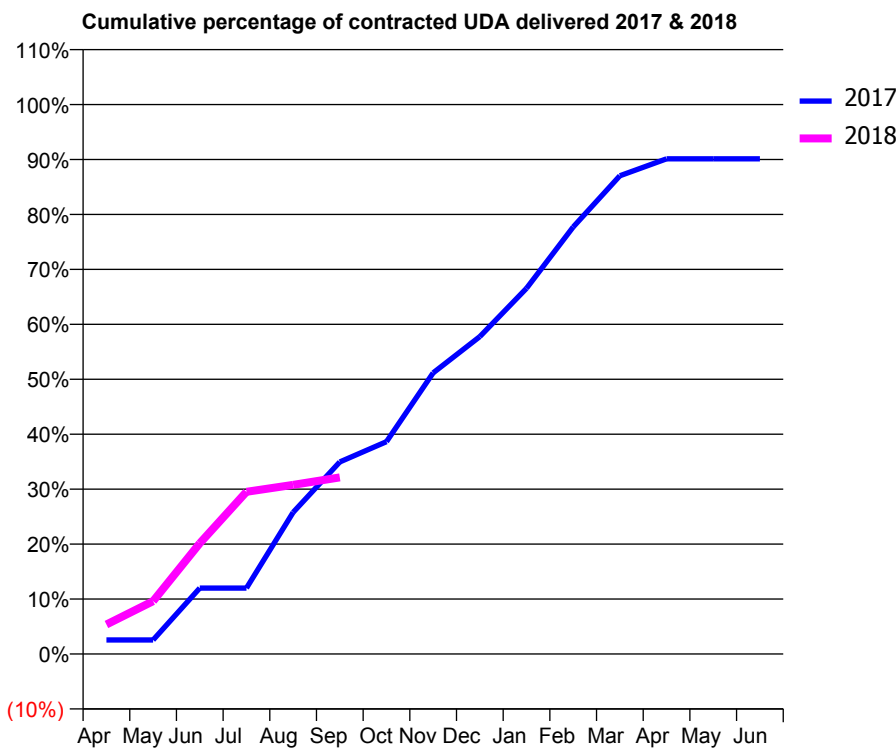
17/18 Contracted general activity (UDA)	874
Carry forward general activity (UDA)	0
17/18 Contracted orthodontic activity (UOA)	0
Carry forward orthodontic activity (UOA)	0
Baseline contract value	£18,752.96

ACCESS*

Patients seen in 24 months	Total	Change since previous quarter
Quarter ending September 2016	383	
Quarter ending December 2016	391	↑
Quarter ending March 2017	395	→
Quarter ending June 2017	406	↑
Quarter ending September 2017	397	↓
Variance since September 2016	3.7%	↑



ACTIVITY



Month	Adjusted Scheduled Activity (UDA)	
	2017	2018
April	22	47
May	22	84
June	105	176
July	105	258
August	225	269
September	306	281
October	338	
November	447	
December	505	
January	582	
February	679	
March	761	
April	788	
May	788	
June	788	

QUALITY

	Quantity	Base Number	Contract	AT	Region	England
% of FP17s for the same patient ID Re-attending within 3 months - Children	18	239	7.5%	9.6%	11.4%	11.9%
% of FP17s for the same patient ID Re-attending within 3 months - Adults	2	13	15.4%	14.2%	15.7%	15.9%
% of FP17s for the same patient ID Re-attending between 3 & 9 months - Children	165	239	69.0%	61.6%	60.6%	58.1%
% of FP17s for the same patient ID Re-attending between 3 & 9 months - Adults	4	13	30.8%	52.4%	52.0%	50.6%
% of FP17s for Band 1 Urgent Courses	10	231	4.3%	8.1%	9.6%	9.1%
% of FP17s Relating to Free Repair or Replacements	0	231	0.0%	0.8%	0.7%	0.8%
% of FP17s Relating to Continuations	0	231	0.0%	1.2%	1.0%	1.1%
% of Patients satisfied with the dentistry they have received	0	0	N/A	92.1%	91.6%	91.4%
% of Patients satisfied with the time they had to wait for an appointment	0	0	N/A	88.8%	87.9%	87.7%

* This is based on patients treated on this contract for their most recent course of treatment. Figures in italics indicate the base number of FP17s or Patient Questionnaire responses are less than 100. N/A is shown where the base number of responses is less than 10 during the period. % is calculated as Quantity/Base number*100

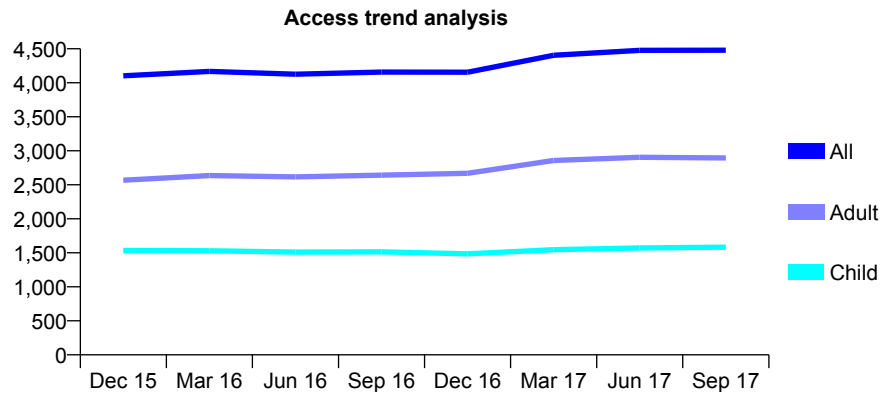
Q65 - Vital Signs At a Glance Contract Report for 119466/0001 - September 2017

Name or company name	Davidson, Smith and Associates
Contract type name	GDS Contract
Purpose of contract	General
Contract start date	01/04/2011
Contract end date	

17/18 Contracted general activity (UDA)	12,029
Carry forward general activity (UDA)	0
17/18 Contracted orthodontic activity (UOA)	0
Carry forward orthodontic activity (UOA)	0
Baseline contract value	£305,851.91

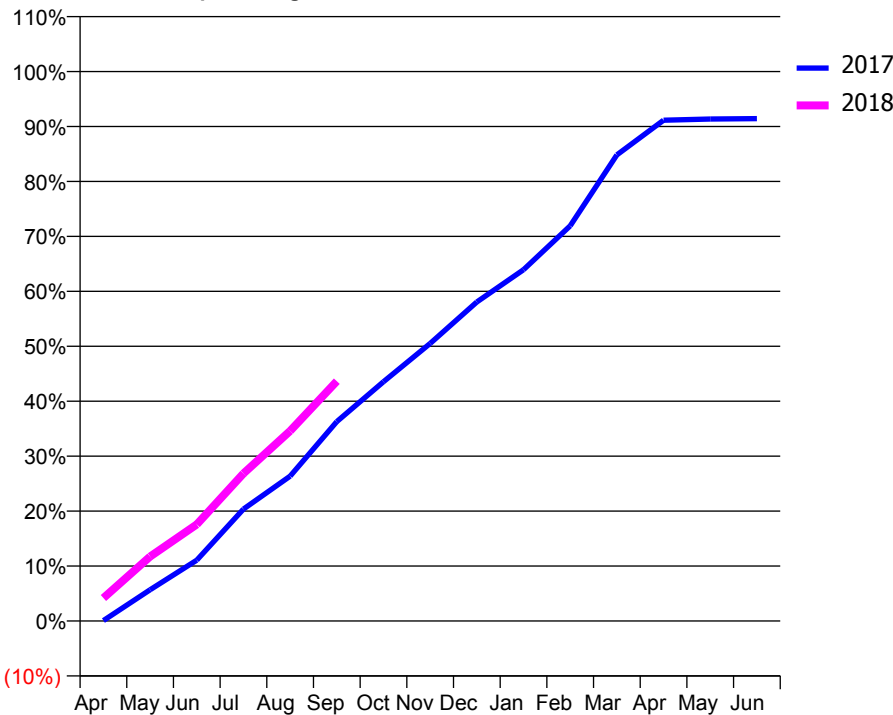
ACCESS*

Patients seen in 24 months	Total	Change since previous quarter
Quarter ending September 2016	4,157	
Quarter ending December 2016	4,156	→
Quarter ending March 2017	4,405	↑
Quarter ending June 2017	4,477	→
Quarter ending September 2017	4,479	→
Variance since September 2016	7.7%	↑



ACTIVITY

Cumulative percentage of contracted UDA delivered 2017 & 2018



Month	Adjusted Scheduled Activity (UDA)	
	2017	2018
April	9	504
May	685	1,411
June	1,333	2,115
July	2,451	3,231
August	3,172	4,161
September	4,365	5,249
October	5,240	
November	6,077	
December	6,984	
January	7,689	
February	8,651	
March	10,203	
April	10,963	
May	10,989	
June	10,997	

QUALITY

	Quantity	Base Number	Contract	AT	Region	England
% of FP17s for the same patient ID Re-attending within 3 months - Children	149	1,383	10.8%	9.6%	11.4%	11.9%
% of FP17s for the same patient ID Re-attending within 3 months - Adults	356	2,144	16.6%	14.2%	15.7%	15.9%
% of FP17s for the same patient ID Re-attending between 3 & 9 months - Children	878	1,383	63.5%	61.6%	60.6%	58.1%
% of FP17s for the same patient ID Re-attending between 3 & 9 months - Adults	1,285	2,144	59.9%	52.4%	52.0%	50.6%
% of FP17s for Band 1 Urgent Courses	181	2,844	6.4%	8.1%	9.6%	9.1%
% of FP17s Relating to Free Repair or Replacements	17	2,844	0.6%	0.8%	0.7%	0.8%
% of FP17s Relating to Continuations	10	2,844	0.4%	1.2%	1.0%	1.1%
% of Patients satisfied with the dentistry they have received	4	5	N/A	92.1%	91.6%	91.4%
% of Patients satisfied with the time they had to wait for an appointment	4	5	N/A	88.8%	87.9%	87.7%

* This is based on patients treated on this contract for their most recent course of treatment. Figures in italics indicate the base number of FP17s or Patient Questionnaire responses are less than 100. N/A is shown where the base number of responses is less than 10 during the period. % is calculated as Quantity/Base number*100

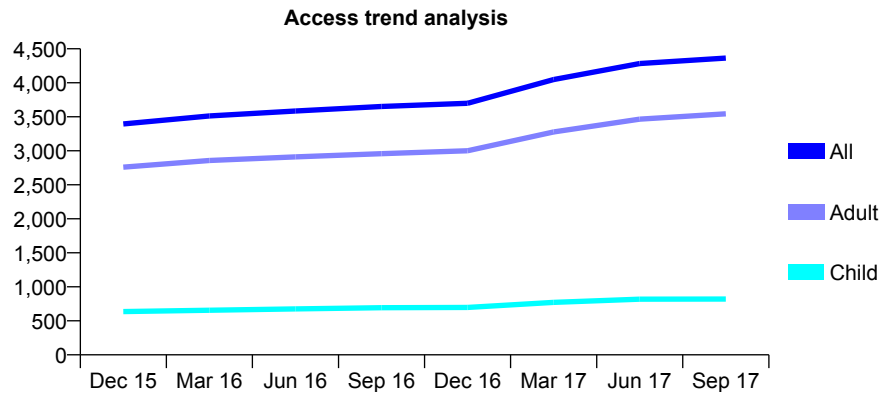
Q65 - Vital Signs At a Glance Contract Report for 121193/0001 - September 2017

Name or company name	Easton Dental Practice
Contract type name	GDS Contract
Purpose of contract	General
Contract start date	26/11/2009
Contract end date	

17/18 Contracted general activity (UDA)	19,012
Carry forward general activity (UDA)	-2
17/18 Contracted orthodontic activity (UOA)	0
Carry forward orthodontic activity (UOA)	0
Baseline contract value	£451,368.95

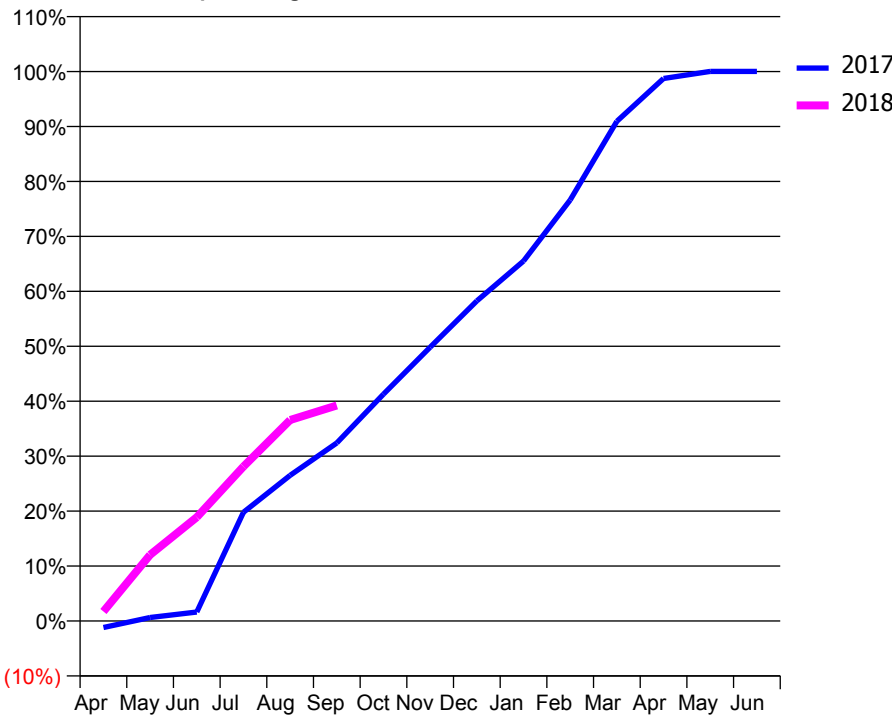
ACCESS*

Patients seen in 24 months	Total	Change since previous quarter
Quarter ending September 2016	3,652	
Quarter ending December 2016	3,699	→
Quarter ending March 2017	4,048	↑
Quarter ending June 2017	4,284	↑
Quarter ending September 2017	4,364	→
Variance since September 2016	19.5%	↑



ACTIVITY

Cumulative percentage of contracted UDA delivered 2017 & 2018



Month	Adjusted Scheduled Activity (UDA)	
	2017	2018
April	-182	331
May	98	2,291
June	247	3,591
July	2,972	5,344
August	3,980	6,956
September	4,865	7,459
October	6,199	
November	7,479	
December	8,744	
January	9,835	
February	11,503	
March	13,653	
April	14,820	
May	15,014	
June	15,014	

QUALITY

	Quantity	Base Number	Contract	AT	Region	England
% of FP17s for the same patient ID Re-attending within 3 months - Children	55	543	10.1%	9.6%	11.4%	11.9%
% of FP17s for the same patient ID Re-attending within 3 months - Adults	341	2,201	15.5%	14.2%	15.7%	15.9%
% of FP17s for the same patient ID Re-attending between 3 & 9 months - Children	238	543	43.8%	61.6%	60.6%	58.1%
% of FP17s for the same patient ID Re-attending between 3 & 9 months - Adults	876	2,201	39.8%	52.4%	52.0%	50.6%
% of FP17s for Band 1 Urgent Courses	348	2,426	14.3%	8.1%	9.6%	9.1%
% of FP17s Relating to Free Repair or Replacements	8	2,426	0.3%	0.8%	0.7%	0.8%
% of FP17s Relating to Continuations	13	2,426	0.5%	1.2%	1.0%	1.1%
% of Patients satisfied with the dentistry they have received	20	28	71.4%	92.1%	91.6%	91.4%
% of Patients satisfied with the time they had to wait for an appointment	23	28	82.1%	88.8%	87.9%	87.7%

* This is based on patients treated on this contract for their most recent course of treatment. Figures in italics indicate the base number of FP17s or Patient Questionnaire responses are less than 100. N/A is shown where the base number of responses is less than 10 during the period. % is calculated as Quantity/Base number*100

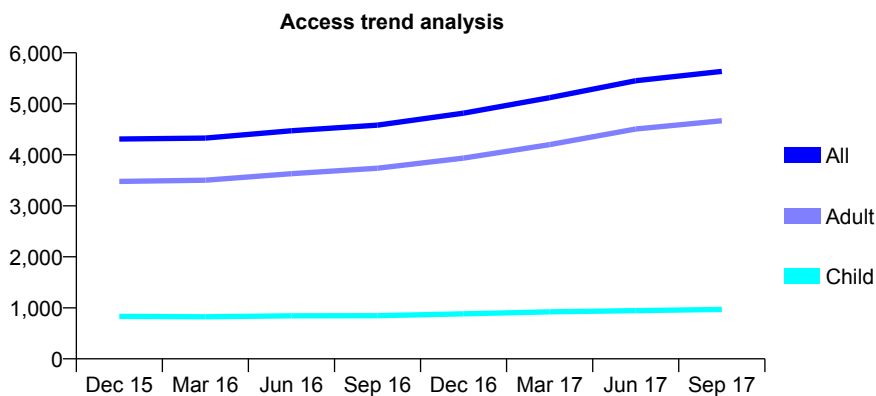
Q65 - Vital Signs At a Glance Contract Report for 121193/0002 - September 2017

Name or company name	Easton Dental Partnership
Contract type name	GDS Contract
Purpose of contract	General
Contract start date	01/04/2011
Contract end date	

17/18 Contracted general activity (UDA)	14,903
Carry forward general activity (UDA)	0
17/18 Contracted orthodontic activity (UOA)	0
Carry forward orthodontic activity (UOA)	0
Baseline contract value	£359,359.06

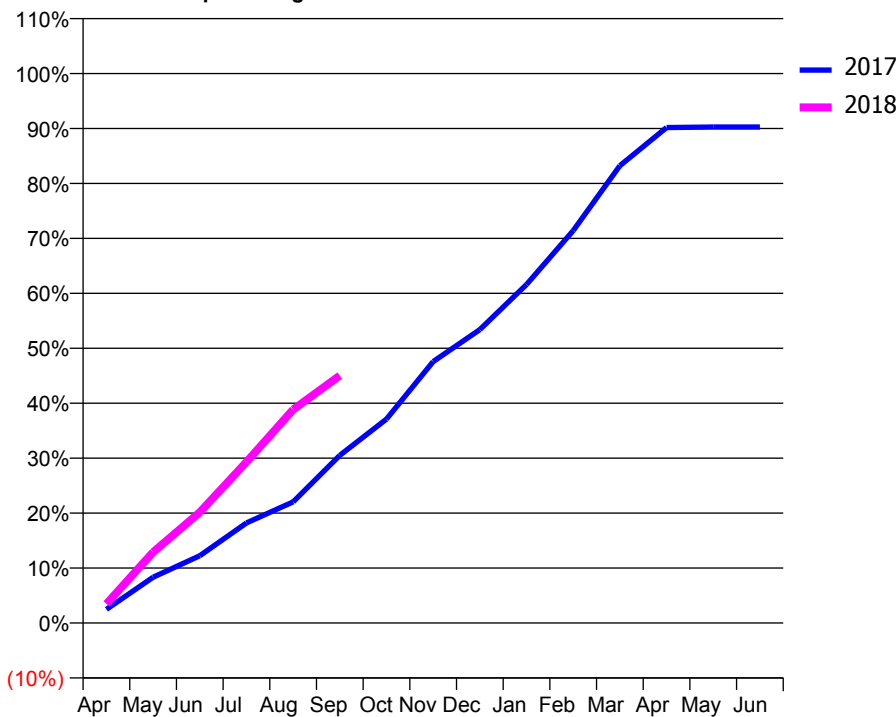
ACCESS*

Patients seen in 24 months	Total	Change since previous quarter
Quarter ending September 2016	4,583	
Quarter ending December 2016	4,818	↑
Quarter ending March 2017	5,121	↑
Quarter ending June 2017	5,452	↑
Quarter ending September 2017	5,636	↑
Variance since September 2016	23.0%	↑



ACTIVITY

Cumulative percentage of contracted UDA delivered 2017 & 2018



Month	Adjusted Scheduled Activity (UDA)	
	2017	2018
April	369	521
May	1,242	1,921
June	1,825	3,003
July	2,713	4,369
August	3,287	5,788
September	4,549	6,710
October	5,531	
November	7,089	
December	7,957	
January	9,180	
February	10,641	
March	12,402	
April	13,437	
May	13,451	
June	13,451	

QUALITY

	Quantity	Base Number	Contract	AT	Region	England
% of FP17s for the same patient ID Re-attending within 3 months - Children	46	618	7.4%	9.6%	11.4%	11.9%
% of FP17s for the same patient ID Re-attending within 3 months - Adults	239	2,741	8.7%	14.2%	15.7%	15.9%
% of FP17s for the same patient ID Re-attending between 3 & 9 months - Children	294	618	47.6%	61.6%	60.6%	58.1%
% of FP17s for the same patient ID Re-attending between 3 & 9 months - Adults	1,212	2,741	44.2%	52.4%	52.0%	50.6%
% of FP17s for Band 1 Urgent Courses	288	3,007	9.6%	8.1%	9.6%	9.1%
% of FP17s Relating to Free Repair or Replacements	14	3,007	0.5%	0.8%	0.7%	0.8%
% of FP17s Relating to Continuations	10	3,007	0.3%	1.2%	1.0%	1.1%
% of Patients satisfied with the dentistry they have received	25	25	100.0%	92.1%	91.6%	91.4%
% of Patients satisfied with the time they had to wait for an appointment	20	25	80.0%	88.8%	87.9%	87.7%

* This is based on patients treated on this contract for their most recent course of treatment. Figures in italics indicate the base number of FP17s or Patient Questionnaire responses are less than 100. N/A is shown where the base number of responses is less than 10 during the period. % is calculated as Quantity/Base number*100

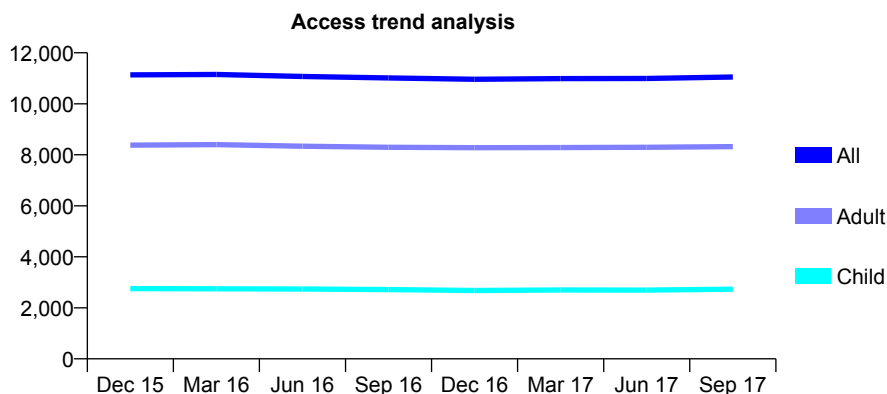
Q65 - Vital Signs At a Glance Contract Report for 122165/0001 - September 2017

Name or company name	Passage House Dental Care
Contract type name	GDS Contract
Purpose of contract	General and Orthodontic
Contract start date	01/10/2008
Contract end date	

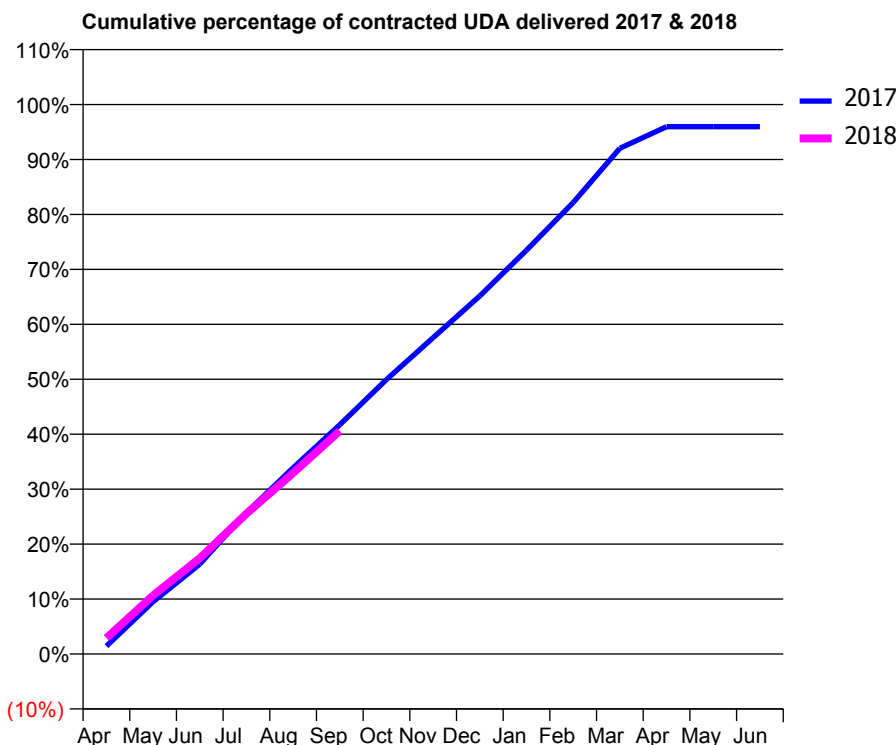
17/18 Contracted general activity (UDA)	29,967
Carry forward general activity (UDA)	0
17/18 Contracted orthodontic activity (UOA)	784
Carry forward orthodontic activity (UOA)	0
Baseline contract value	£798,559.00

ACCESS*

Patients seen in 24 months	Total	Change since previous quarter
Quarter ending September 2016	11,012	
Quarter ending December 2016	10,960	→
Quarter ending March 2017	10,988	→
Quarter ending June 2017	10,995	→
Quarter ending September 2017	11,052	→
Variance since September 2016	0.4%	→



ACTIVITY



Month	Adjusted Scheduled Activity (UDA)	
	2017	2018
April	415	870
May	2,739	3,193
June	4,712	5,226
July	7,404	7,653
August	9,749	9,869
September	12,004	12,172
October	14,367	
November	16,563	
December	18,747	
January	21,143	
February	23,637	
March	26,476	
April	27,607	
May	27,609	
June	27,609	

QUALITY

	Quantity	Base Number	Contract	AT	Region	England
% of FP17s for the same patient ID Re-attending within 3 months - Children	211	2,347	9.0%	9.6%	11.4%	11.9%
% of FP17s for the same patient ID Re-attending within 3 months - Adults	1,045	6,682	15.6%	14.2%	15.7%	15.9%
% of FP17s for the same patient ID Re-attending between 3 & 9 months - Children	1,602	2,347	68.3%	61.6%	60.6%	58.1%
% of FP17s for the same patient ID Re-attending between 3 & 9 months - Adults	4,157	6,682	62.2%	52.4%	52.0%	50.6%
% of FP17s for Band 1 Urgent Courses	565	7,588	7.4%	8.1%	9.6%	9.1%
% of FP17s Relating to Free Repair or Replacements	101	7,588	1.3%	0.8%	0.7%	0.8%
% of FP17s Relating to Continuations	34	7,588	0.4%	1.2%	1.0%	1.1%
% of Patients satisfied with the dentistry they have received	24	25	96.0%	92.1%	91.6%	91.4%
% of Patients satisfied with the time they had to wait for an appointment	24	25	96.0%	88.8%	87.9%	87.7%

* This is based on patients treated on this contract for their most recent course of treatment. Figures in italics indicate the base number of FP17s or Patient Questionnaire responses are less than 100. N/A is shown where the base number of responses is less than 10 during the period. % is calculated as Quantity/Base number*100

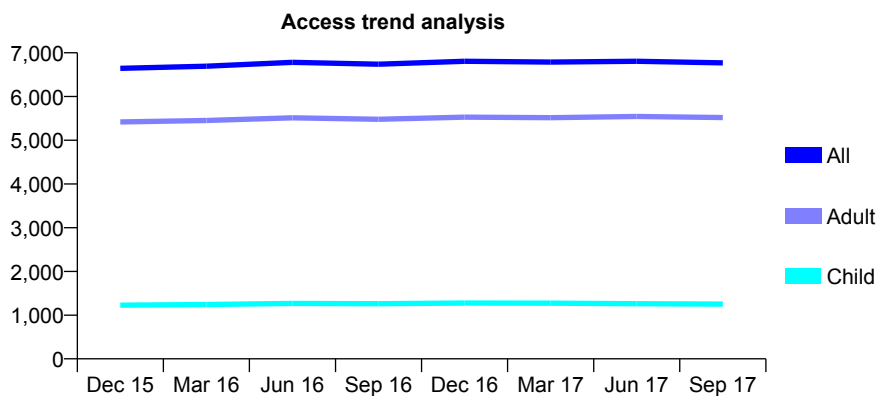
Q65 - Vital Signs At a Glance Contract Report for 123870/0001 - September 2017

Name or company name	Bramcote Dental Practice
Contract type name	GDS Contract
Purpose of contract	General
Contract start date	01/01/2013
Contract end date	

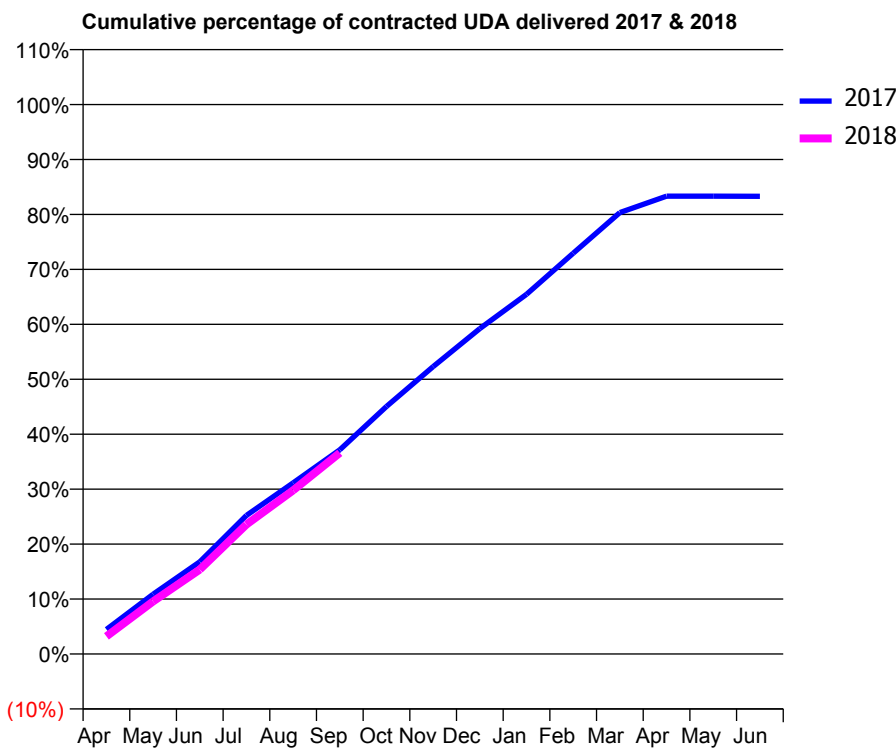
17/18 Contracted general activity (UDA)	22,500
Carry forward general activity (UDA)	0
17/18 Contracted orthodontic activity (UOA)	0
Carry forward orthodontic activity (UOA)	0
Baseline contract value	£505,735.26

ACCESS*

Patients seen in 24 months	Total	Change since previous quarter
Quarter ending September 2016	6,740	
Quarter ending December 2016	6,805	→
Quarter ending March 2017	6,789	→
Quarter ending June 2017	6,805	→
Quarter ending September 2017	6,771	→
Variance since September 2016	0.5%	→



ACTIVITY



Month	Adjusted Scheduled Activity (UDA)	
	2017	2018
April	1,007	722
May	2,447	2,157
June	3,778	3,458
July	5,675	5,304
August	7,008	6,700
September	8,360	8,235
October	10,138	
November	11,770	
December	13,324	
January	14,727	
February	16,408	
March	18,077	
April	18,748	
May	18,746	
June	18,744	

QUALITY

	Quantity	Base Number	Contract	AT	Region	England
% of FP17s for the same patient ID Re-attending within 3 months - Children	60	979	6.1%	9.6%	11.4%	11.9%
% of FP17s for the same patient ID Re-attending within 3 months - Adults	614	4,205	14.6%	14.2%	15.7%	15.9%
% of FP17s for the same patient ID Re-attending between 3 & 9 months - Children	663	979	67.7%	61.6%	60.6%	58.1%
% of FP17s for the same patient ID Re-attending between 3 & 9 months - Adults	2,165	4,205	51.5%	52.4%	52.0%	50.6%
% of FP17s for Band 1 Urgent Courses	599	4,798	12.5%	8.1%	9.6%	9.1%
% of FP17s Relating to Free Repair or Replacements	64	4,798	1.3%	0.8%	0.7%	0.8%
% of FP17s Relating to Continuations	37	4,798	0.8%	1.2%	1.0%	1.1%
% of Patients satisfied with the dentistry they have received	25	26	96.2%	92.1%	91.6%	91.4%
% of Patients satisfied with the time they had to wait for an appointment	24	26	92.3%	88.8%	87.9%	87.7%

* This is based on patients treated on this contract for their most recent course of treatment. Figures in italics indicate the base number of FP17s or Patient Questionnaire responses are less than 100. N/A is shown where the base number of responses is less than 10 during the period. % is calculated as Quantity/Base number*100

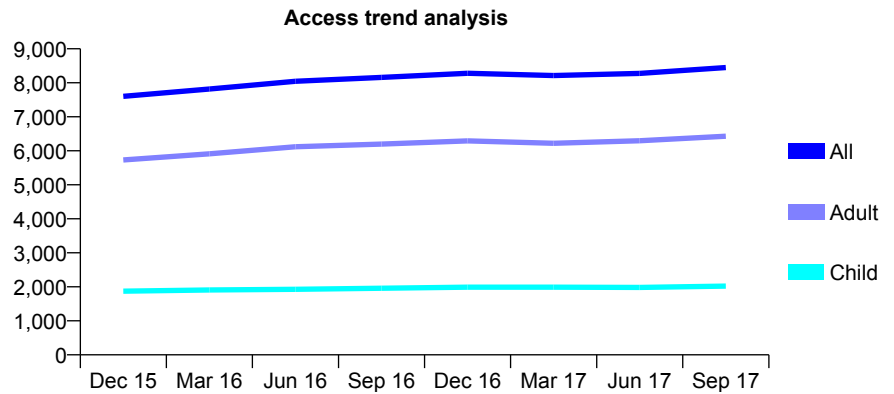
Q65 - Vital Signs At a Glance Contract Report for 125385/0005 - September 2017

Name or company name	Dr Michael Frain Ltd
Contract type name	GDS Contract
Purpose of contract	General
Contract start date	01/04/2008
Contract end date	

17/18 Contracted general activity (UDA)	22,571
Carry forward general activity (UDA)	-308
17/18 Contracted orthodontic activity (UOA)	0
Carry forward orthodontic activity (UOA)	0
Baseline contract value	£469,800.62

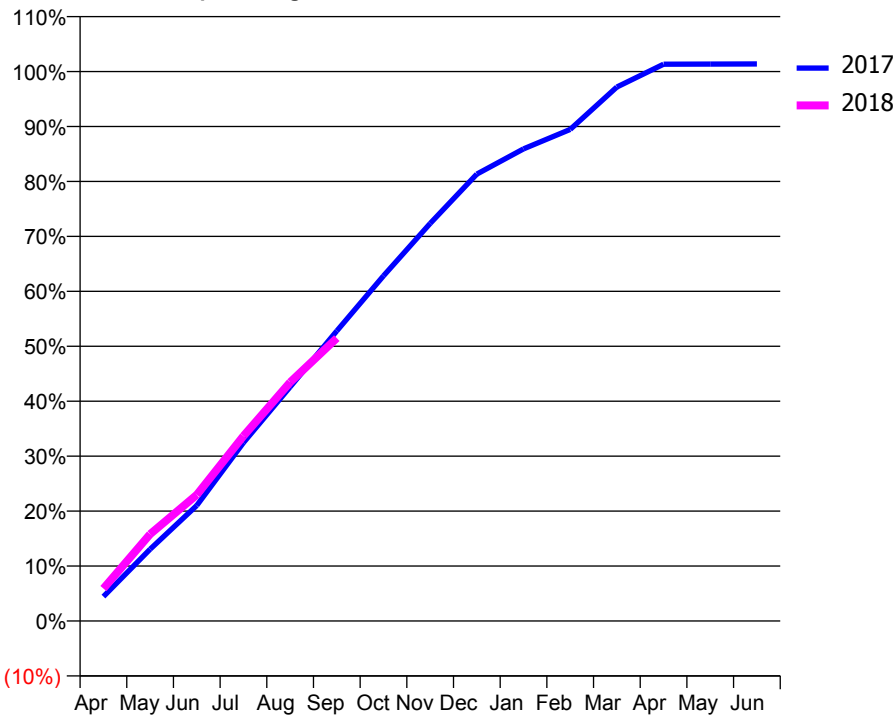
ACCESS*

Patients seen in 24 months	Total	Change since previous quarter
Quarter ending September 2016	8,157	
Quarter ending December 2016	8,282	→
Quarter ending March 2017	8,214	→
Quarter ending June 2017	8,278	→
Quarter ending September 2017	8,450	↑
Variance since September 2016	3.6%	↑



ACTIVITY

Cumulative percentage of contracted UDA delivered 2017 & 2018



Month	Adjusted Scheduled Activity (UDA)	
	2017	2018
April	1,007	1,331
May	2,947	3,568
June	4,747	5,183
July	7,328	7,599
August	9,616	9,806
September	11,917	11,623
October	14,178	
November	16,331	
December	18,359	
January	19,394	
February	20,191	
March	21,934	
April	22,872	
May	22,876	
June	22,879	

QUALITY

	Quantity	Base Number	Contract	AT	Region	England
% of FP17s for the same patient ID Re-attending within 3 months - Children	76	1,480	5.1%	9.6%	11.4%	11.9%
% of FP17s for the same patient ID Re-attending within 3 months - Adults	463	4,588	10.1%	14.2%	15.7%	15.9%
% of FP17s for the same patient ID Re-attending between 3 & 9 months - Children	659	1,480	44.5%	61.6%	60.6%	58.1%
% of FP17s for the same patient ID Re-attending between 3 & 9 months - Adults	1,542	4,588	33.6%	52.4%	52.0%	50.6%
% of FP17s for Band 1 Urgent Courses	374	5,601	6.7%	8.1%	9.6%	9.1%
% of FP17s Relating to Free Repair or Replacements	31	5,601	0.6%	0.8%	0.7%	0.8%
% of FP17s Relating to Continuations	51	5,601	0.9%	1.2%	1.0%	1.1%
% of Patients satisfied with the dentistry they have received	20	21	95.2%	92.1%	91.6%	91.4%
% of Patients satisfied with the time they had to wait for an appointment	21	21	100.0%	88.8%	87.9%	87.7%

* This is based on patients treated on this contract for their most recent course of treatment. Figures in italics indicate the base number of FP17s or Patient Questionnaire responses are less than 100. N/A is shown where the base number of responses is less than 10 during the period. % is calculated as Quantity/Base number*100

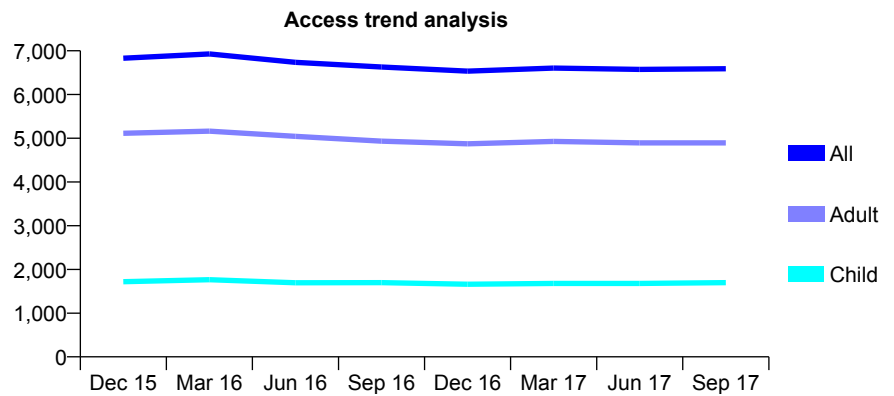
Q65 - Vital Signs At a Glance Contract Report for 126322/0001 - September 2017

Name or company name	Bishopsworth Dental Surgery
Contract type name	GDS Contract
Purpose of contract	General
Contract start date	01/04/2010
Contract end date	

17/18 Contracted general activity (UDA)	30,000
Carry forward general activity (UDA)	0
17/18 Contracted orthodontic activity (UOA)	0
Carry forward orthodontic activity (UOA)	0
Baseline contract value	£678,305.55

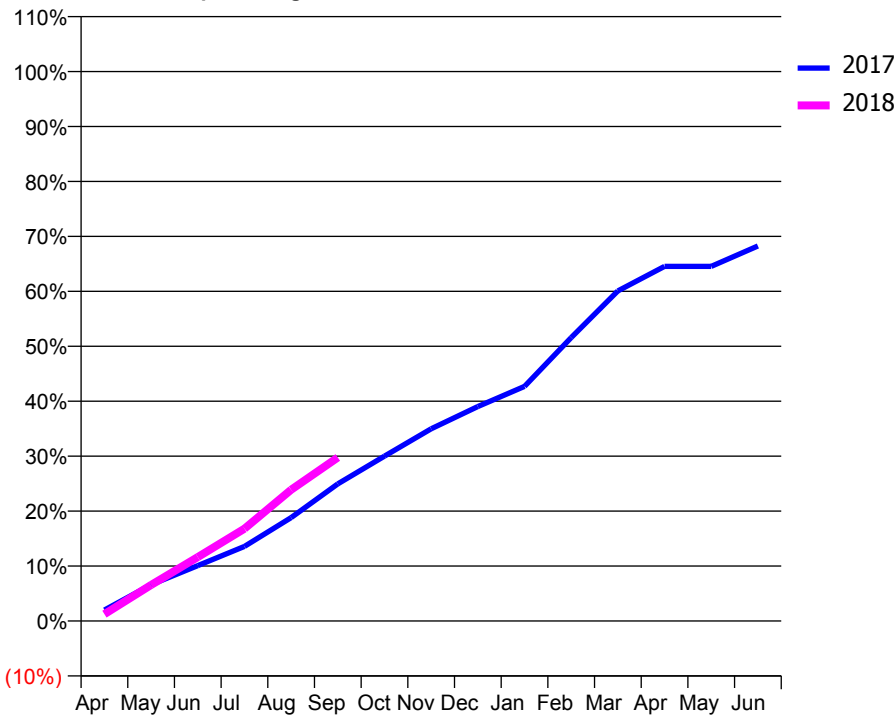
ACCESS*

Patients seen in 24 months	Total	Change since previous quarter
Quarter ending September 2016	6,630	
Quarter ending December 2016	6,536	↓
Quarter ending March 2017	6,604	→
Quarter ending June 2017	6,575	→
Quarter ending September 2017	6,590	→
Variance since September 2016	(0.6%)	→



ACTIVITY

Cumulative percentage of contracted UDA delivered 2017 & 2018



Month	Adjusted Scheduled Activity (UDA)	
	2017	2018
April	579	375
May	1,921	1,968
June	2,928	3,490
July	3,941	5,044
August	5,457	7,168
September	7,245	8,929
October	8,708	
November	10,147	
December	11,324	
January	12,390	
February	14,969	
March	17,430	
April	18,725	
May	18,725	
June	19,801	

QUALITY

	Quantity	Base Number	Contract	AT	Region	England
% of FP17s for the same patient ID Re-attending within 3 months - Children	73	1,163	6.3%	9.6%	11.4%	11.9%
% of FP17s for the same patient ID Re-attending within 3 months - Adults	415	3,290	12.6%	14.2%	15.7%	15.9%
% of FP17s for the same patient ID Re-attending between 3 & 9 months - Children	678	1,163	58.3%	61.6%	60.6%	58.1%
% of FP17s for the same patient ID Re-attending between 3 & 9 months - Adults	1,863	3,290	56.6%	52.4%	52.0%	50.6%
% of FP17s for Band 1 Urgent Courses	287	3,909	7.3%	8.1%	9.6%	9.1%
% of FP17s Relating to Free Repair or Replacements	32	3,909	0.8%	0.8%	0.7%	0.8%
% of FP17s Relating to Continuations	13	3,909	0.3%	1.2%	1.0%	1.1%
% of Patients satisfied with the dentistry they have received	14	15	93.3%	92.1%	91.6%	91.4%
% of Patients satisfied with the time they had to wait for an appointment	13	15	86.7%	88.8%	87.9%	87.7%

* This is based on patients treated on this contract for their most recent course of treatment. Figures in italics indicate the base number of FP17s or Patient Questionnaire responses are less than 100. N/A is shown where the base number of responses is less than 10 during the period. % is calculated as Quantity/Base number*100

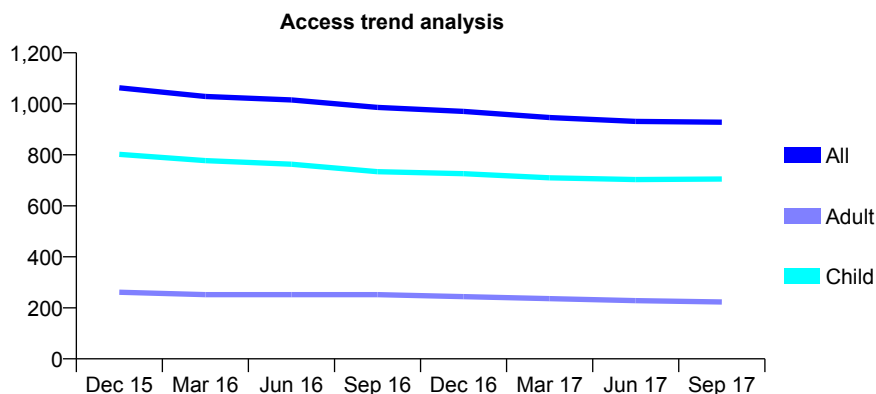
Q65 - Vital Signs At a Glance Contract Report for 126373/0001 - September 2017

Name or company name	Welshmill Dental Practice
Contract type name	GDS Contract
Purpose of contract	General
Contract start date	01/04/2006
Contract end date	

17/18 Contracted general activity (UDA)	3,700
Carry forward general activity (UDA)	0
17/18 Contracted orthodontic activity (UOA)	0
Carry forward orthodontic activity (UOA)	0
Baseline contract value	£89,178.91

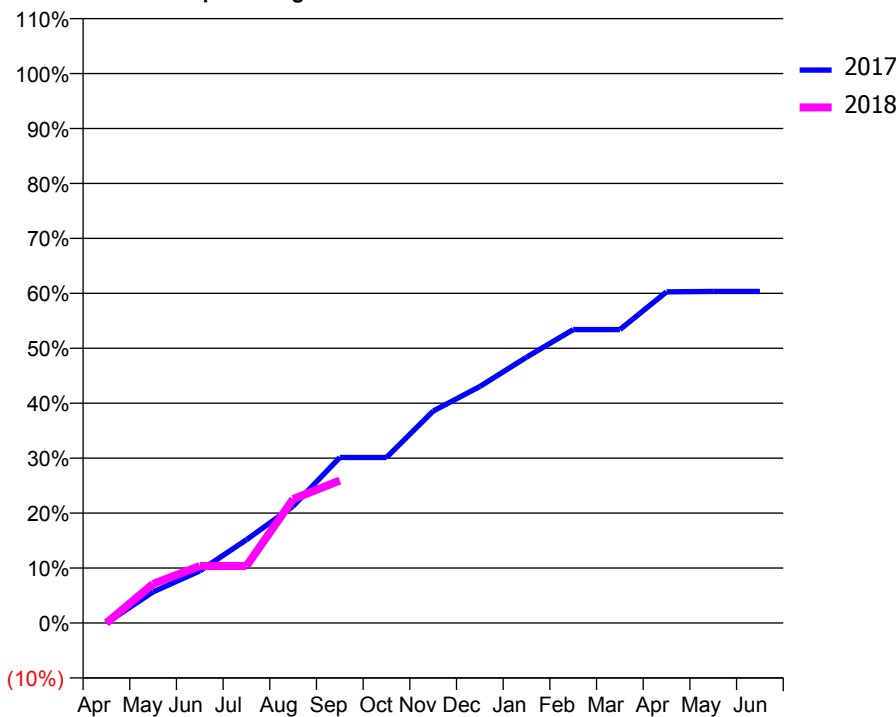
ACCESS*

Patients seen in 24 months	Total	Change since previous quarter
Quarter ending September 2016	986	
Quarter ending December 2016	970	↓
Quarter ending March 2017	946	↓
Quarter ending June 2017	931	↓
Quarter ending September 2017	928	→
Variance since September 2016	(5.9%)	↓



ACTIVITY

Cumulative percentage of contracted UDA delivered 2017 & 2018



Month	Adjusted Scheduled Activity (UDA)	
	2017	2018
April	0	0
May	210	263
June	351	383
July	561	383
August	787	834
September	1,115	960
October	1,115	
November	1,427	
December	1,593	
January	1,790	
February	1,976	
March	1,976	
April	2,230	
May	2,233	
June	2,233	

QUALITY

	Quantity	Base Number	Contract	AT	Region	England
% of FP17s for the same patient ID Re-attending within 3 months - Children	32	651	4.9%	9.6%	11.4%	11.9%
% of FP17s for the same patient ID Re-attending within 3 months - Adults	29	148	19.6%	14.2%	15.7%	15.9%
% of FP17s for the same patient ID Re-attending between 3 & 9 months - Children	470	651	72.2%	61.6%	60.6%	58.1%
% of FP17s for the same patient ID Re-attending between 3 & 9 months - Adults	97	148	65.5%	52.4%	52.0%	50.6%
% of FP17s for Band 1 Urgent Courses	29	629	4.6%	8.1%	9.6%	9.1%
% of FP17s Relating to Free Repair or Replacements	0	629	0.0%	0.8%	0.7%	0.8%
% of FP17s Relating to Continuations	8	629	1.3%	1.2%	1.0%	1.1%
% of Patients satisfied with the dentistry they have received	1	1	N/A	92.1%	91.6%	91.4%
% of Patients satisfied with the time they had to wait for an appointment	1	1	N/A	88.8%	87.9%	87.7%

* This is based on patients treated on this contract for their most recent course of treatment. Figures in italics indicate the base number of FP17s or Patient Questionnaire responses are less than 100. N/A is shown where the base number of responses is less than 10 during the period. % is calculated as Quantity/Base number*100

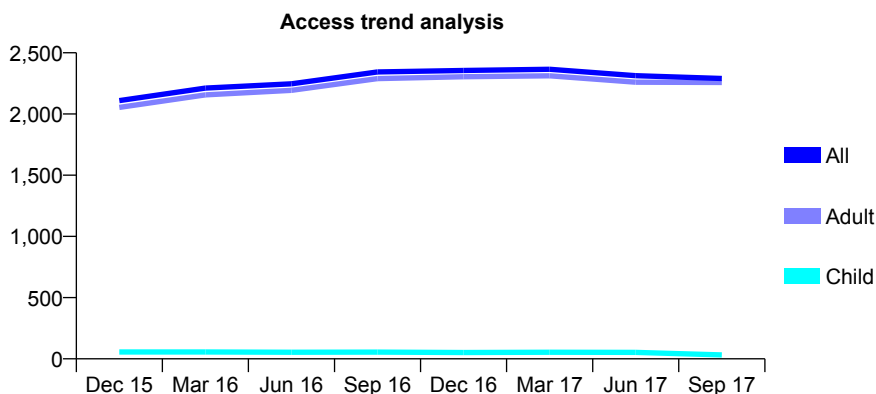
Q65 - Vital Signs At a Glance Contract Report for 126705/0001 - September 2017

Name or company name	BASDAC (2011) LLP
Contract type name	PDS Contract
Purpose of contract	General
Contract start date	01/10/2012
Contract end date	30/09/2022

17/18 Contracted general activity (UDA)	7,225
Carry forward general activity (UDA)	-56
17/18 Contracted orthodontic activity (UOA)	0
Carry forward orthodontic activity (UOA)	0
Baseline contract value	£485,346.11

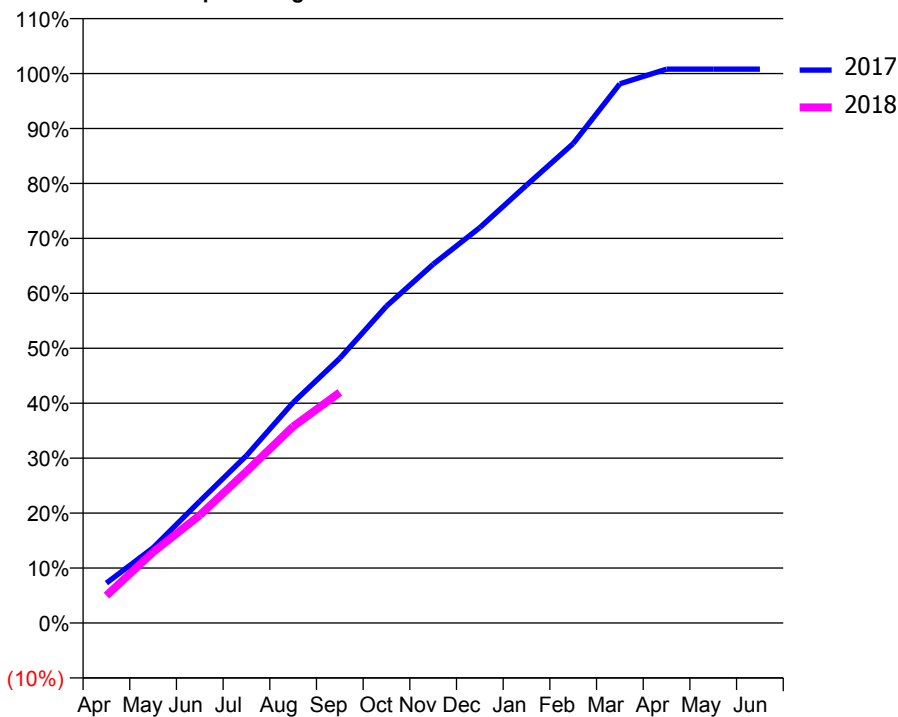
ACCESS*

Patients seen in 24 months	Total	Change since previous quarter
Quarter ending September 2016	2,344	
Quarter ending December 2016	2,356	→
Quarter ending March 2017	2,366	→
Quarter ending June 2017	2,313	↓
Quarter ending September 2017	2,290	→
Variance since September 2016	(2.3%)	↓



ACTIVITY

Cumulative percentage of contracted UDA delivered 2017 & 2018



Month	Adjusted Scheduled Activity (UDA)	
	2017	2018
April	510	360
May	963	932
June	1,557	1,418
July	2,140	1,993
August	2,818	2,584
September	3,385	3,032
October	4,052	
November	4,587	
December	5,055	
January	5,598	
February	6,129	
March	6,893	
April	7,081	
May	7,081	
June	7,081	

QUALITY

	Quantity	Base Number	Contract	AT	Region	England
% of FP17s for the same patient ID Re-attending within 3 months - Children	1	21	4.8%	9.6%	11.4%	11.9%
% of FP17s for the same patient ID Re-attending within 3 months - Adults	10	1,055	0.9%	14.2%	15.7%	15.9%
% of FP17s for the same patient ID Re-attending between 3 & 9 months - Children	0	21	0.0%	61.6%	60.6%	58.1%
% of FP17s for the same patient ID Re-attending between 3 & 9 months - Adults	3	1,055	0.3%	52.4%	52.0%	50.6%
% of FP17s for Band 1 Urgent Courses	1	1,012	0.1%	8.1%	9.6%	9.1%
% of FP17s Relating to Free Repair or Replacements	0	1,012	0.0%	0.8%	0.7%	0.8%
% of FP17s Relating to Continuations	3	1,012	0.3%	1.2%	1.0%	1.1%
% of Patients satisfied with the dentistry they have received	0	0	N/A	92.1%	91.6%	91.4%
% of Patients satisfied with the time they had to wait for an appointment	0	0	N/A	88.8%	87.9%	87.7%

* This is based on patients treated on this contract for their most recent course of treatment. Figures in italics indicate the base number of FP17s or Patient Questionnaire responses are less than 100. N/A is shown where the base number of responses is less than 10 during the period. % is calculated as Quantity/Base number*100

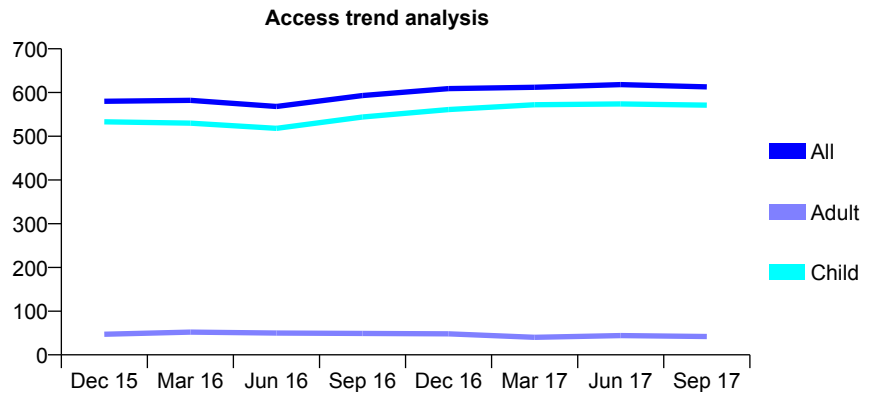
Q65 - Vital Signs At a Glance Contract Report for 127507/0001 - September 2017

Name or company name	Andrew Horne
Contract type name	GDS Contract
Purpose of contract	General
Contract start date	01/04/2009
Contract end date	

17/18 Contracted general activity (UDA)	1,322
Carry forward general activity (UDA)	-26
17/18 Contracted orthodontic activity (UOA)	0
Carry forward orthodontic activity (UOA)	0
Baseline contract value	£38,136.01

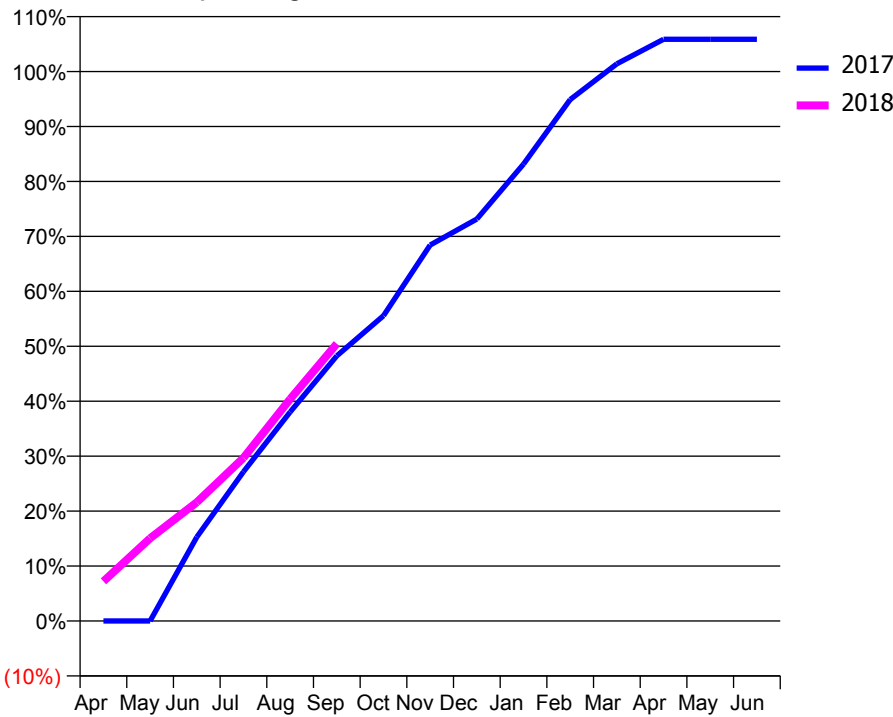
ACCESS*

Patients seen in 24 months	Total	Change since previous quarter
Quarter ending September 2016	593	
Quarter ending December 2016	609	↑
Quarter ending March 2017	612	→
Quarter ending June 2017	618	→
Quarter ending September 2017	613	→
Variance since September 2016	3.4%	↑



ACTIVITY

Cumulative percentage of contracted UDA delivered 2017 & 2018



Month	Adjusted Scheduled Activity (UDA)	
	2017	2018
April	0	96
May	0	199
June	202	286
July	359	393
August	503	534
September	638	667
October	734	
November	904	
December	967	
January	1,099	
February	1,254	
March	1,340	
April	1,400	
May	1,400	
June	1,400	

QUALITY

	Quantity	Base Number	Contract	AT	Region	England
% of FP17s for the same patient ID Re-attending within 3 months - Children	47	480	9.8%	9.6%	11.4%	11.9%
% of FP17s for the same patient ID Re-attending within 3 months - Adults	0	0	N/A	14.2%	15.7%	15.9%
% of FP17s for the same patient ID Re-attending between 3 & 9 months - Children	295	480	61.5%	61.6%	60.6%	58.1%
% of FP17s for the same patient ID Re-attending between 3 & 9 months - Adults	0	0	N/A	52.4%	52.0%	50.6%
% of FP17s for Band 1 Urgent Courses	21	437	4.8%	8.1%	9.6%	9.1%
% of FP17s Relating to Free Repair or Replacements	0	437	0.0%	0.8%	0.7%	0.8%
% of FP17s Relating to Continuations	0	437	0.0%	1.2%	1.0%	1.1%
% of Patients satisfied with the dentistry they have received	0	0	N/A	92.1%	91.6%	91.4%
% of Patients satisfied with the time they had to wait for an appointment	0	0	N/A	88.8%	87.9%	87.7%

* This is based on patients treated on this contract for their most recent course of treatment. Figures in italics indicate the base number of FP17s or Patient Questionnaire responses are less than 100. N/A is shown where the base number of responses is less than 10 during the period. % is calculated as Quantity/Base number*100

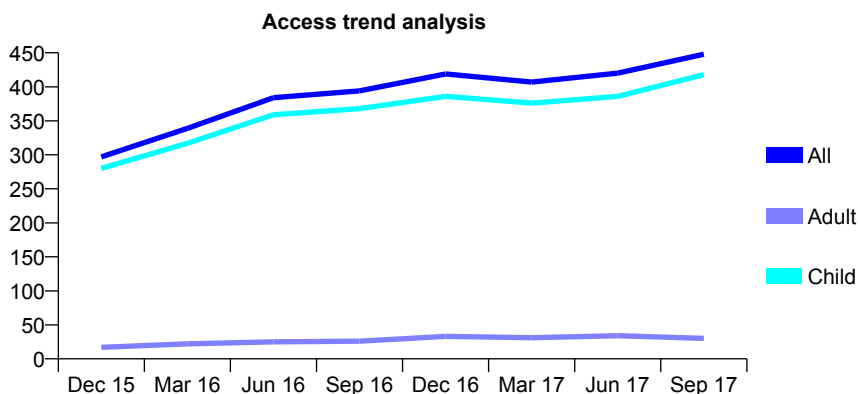
Q65 - Vital Signs At a Glance Contract Report for 129496/0001 - September 2017

Name or company name	Smile Solutions Orthodontics
Contract type name	PDS Contract
Purpose of contract	General and Orthodontic
Contract start date	01/04/2006
Contract end date	31/03/2018

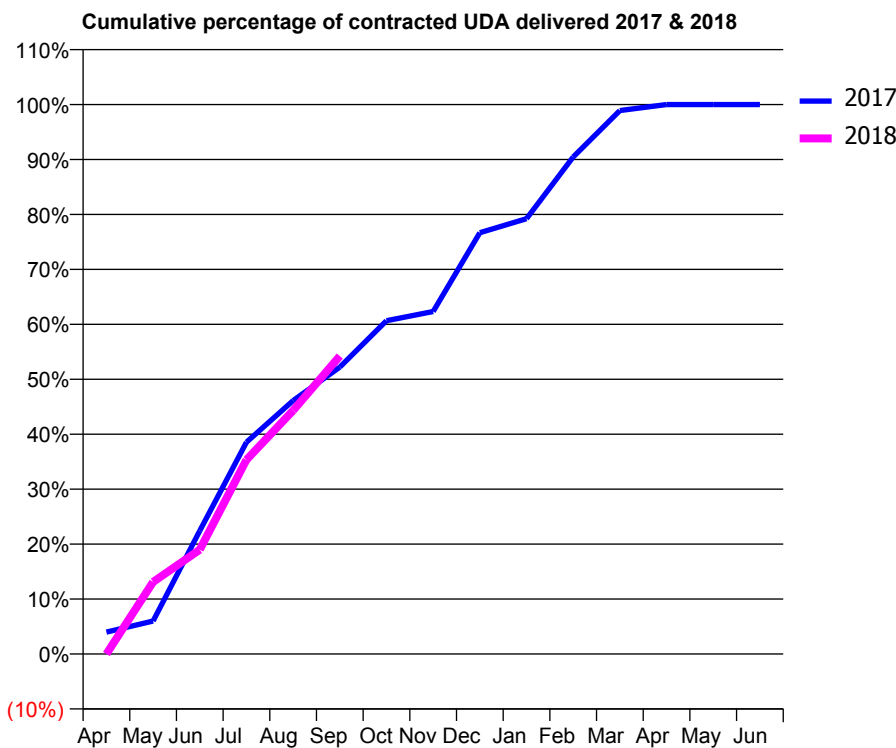
17/18 Contracted general activity (UDA)	900
Carry forward general activity (UDA)	0
17/18 Contracted orthodontic activity (UOA)	8,008
Carry forward orthodontic activity (UOA)	37
Baseline contract value	£567,095.09

ACCESS*

Patients seen in 24 months	Total	Change since previous quarter
Quarter ending September 2016	394	
Quarter ending December 2016	419	↑
Quarter ending March 2017	407	↓
Quarter ending June 2017	420	↑
Quarter ending September 2017	448	↑
Variance since September 2016	13.7%	↑



ACTIVITY



Month	Adjusted Scheduled Activity (UDA)	
	2017	2018
April	36	0
May	54	118
June	202	171
July	347	318
August	415	399
September	470	488
October	546	
November	561	
December	690	
January	713	
February	814	
March	890	
April	900	
May	900	
June	900	

QUALITY

	Quantity	Base Number	Contract	AT	Region	England
% of FP17s for the same patient ID Re-attending within 3 months - Children	213	1,012	21.0%	9.6%	11.4%	11.9%
% of FP17s for the same patient ID Re-attending within 3 months - Adults	0	2	0.0%	14.2%	15.7%	15.9%
% of FP17s for the same patient ID Re-attending between 3 & 9 months - Children	50	1,012	4.9%	61.6%	60.6%	58.1%
% of FP17s for the same patient ID Re-attending between 3 & 9 months - Adults	0	2	0.0%	52.4%	52.0%	50.6%
% of FP17s for Band 1 Urgent Courses	0	206	0.0%	8.1%	9.6%	9.1%
% of FP17s Relating to Free Repair or Replacements	0	206	0.0%	0.8%	0.7%	0.8%
% of FP17s Relating to Continuations	0	206	0.0%	1.2%	1.0%	1.1%
% of Patients satisfied with the dentistry they have received	0	0	N/A	92.1%	91.6%	91.4%
% of Patients satisfied with the time they had to wait for an appointment	0	0	N/A	88.8%	87.9%	87.7%

* This is based on patients treated on this contract for their most recent course of treatment. Figures in italics indicate the base number of FP17s or Patient Questionnaire responses are less than 100. N/A is shown where the base number of responses is less than 10 during the period. % is calculated as Quantity/Base number*100

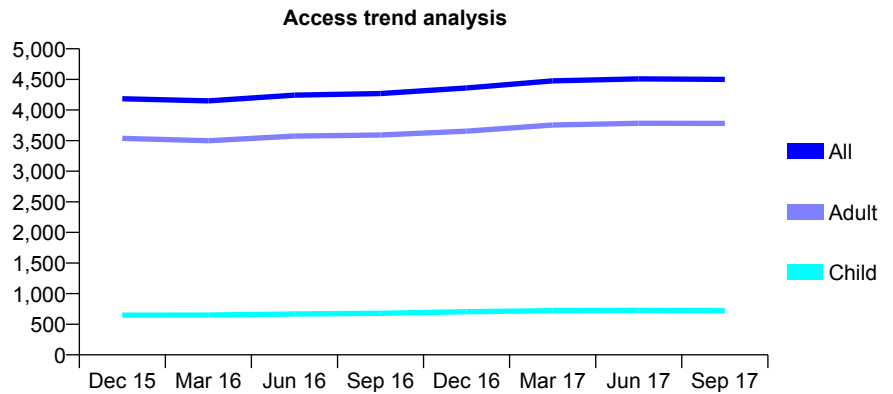
Q65 - Vital Signs At a Glance Contract Report for 129690/0001 - September 2017

Name or company name	Dulverton Dental Practice Ltd
Contract type name	GDS Contract
Purpose of contract	General and Orthodontic
Contract start date	02/04/2007
Contract end date	

17/18 Contracted general activity (UDA)	16,500
Carry forward general activity (UDA)	0
17/18 Contracted orthodontic activity (UOA)	504
Carry forward orthodontic activity (UOA)	3
Baseline contract value	£494,357.27

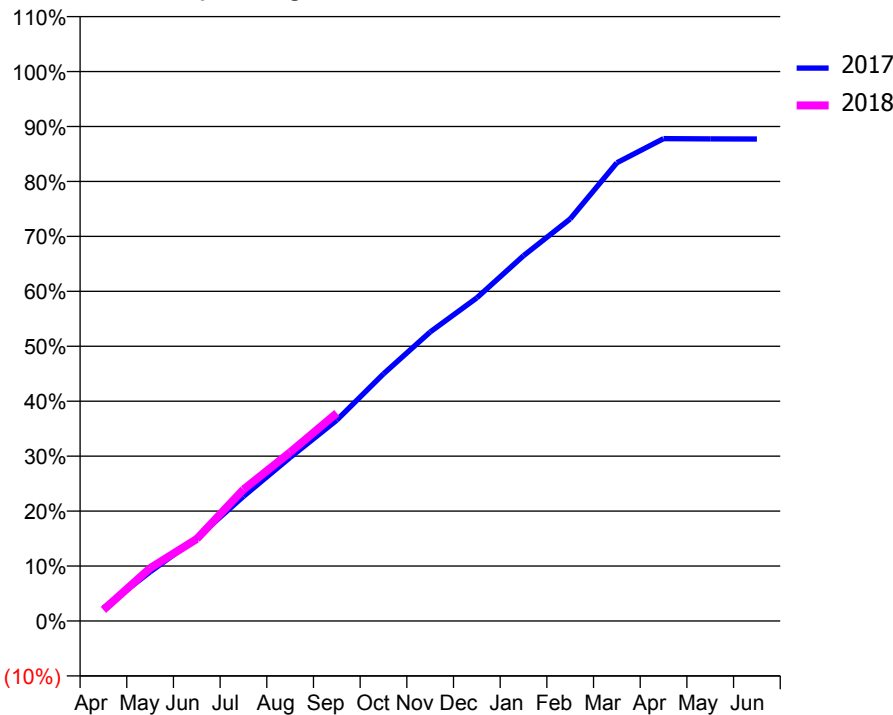
ACCESS*

Patients seen in 24 months	Total	Change since previous quarter
Quarter ending September 2016	4,269	
Quarter ending December 2016	4,360	↑
Quarter ending March 2017	4,477	↑
Quarter ending June 2017	4,509	→
Quarter ending September 2017	4,501	→
Variance since September 2016	5.4%	↑



ACTIVITY

Cumulative percentage of contracted UDA delivered 2017 & 2018



Month	Adjusted Scheduled Activity (UDA)	
	2017	2018
April	392	333
May	1,476	1,588
June	2,491	2,463
July	3,741	3,949
August	4,910	5,067
September	6,031	6,246
October	7,422	
November	8,677	
December	9,705	
January	10,968	
February	12,075	
March	13,758	
April	14,485	
May	14,475	
June	14,473	

QUALITY

	Quantity	Base Number	Contract	AT	Region	England
% of FP17s for the same patient ID Re-attending within 3 months - Children	92	612	15.0%	9.6%	11.4%	11.9%
% of FP17s for the same patient ID Re-attending within 3 months - Adults	565	2,737	20.6%	14.2%	15.7%	15.9%
% of FP17s for the same patient ID Re-attending between 3 & 9 months - Children	393	612	64.2%	61.6%	60.6%	58.1%
% of FP17s for the same patient ID Re-attending between 3 & 9 months - Adults	1,285	2,737	46.9%	52.4%	52.0%	50.6%
% of FP17s for Band 1 Urgent Courses	370	3,088	12.0%	8.1%	9.6%	9.1%
% of FP17s Relating to Free Repair or Replacements	50	3,088	1.6%	0.8%	0.7%	0.8%
% of FP17s Relating to Continuations	37	3,088	1.2%	1.2%	1.0%	1.1%
% of Patients satisfied with the dentistry they have received	14	15	93.3%	92.1%	91.6%	91.4%
% of Patients satisfied with the time they had to wait for an appointment	13	15	86.7%	88.8%	87.9%	87.7%

* This is based on patients treated on this contract for their most recent course of treatment. Figures in italics indicate the base number of FP17s or Patient Questionnaire responses are less than 100. N/A is shown where the base number of responses is less than 10 during the period. % is calculated as Quantity/Base number*100

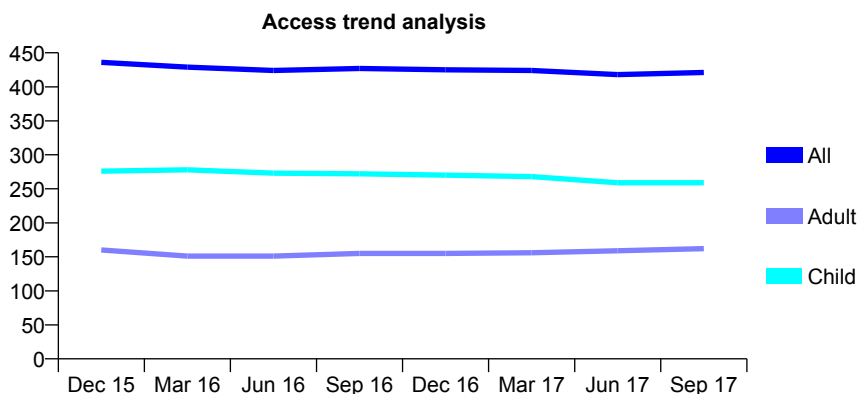
Q65 - Vital Signs At a Glance Contract Report for 130281/0001 - September 2017

Name or company name	PDSP 1864
Contract type name	GDS Contract
Purpose of contract	General
Contract start date	01/08/2010
Contract end date	

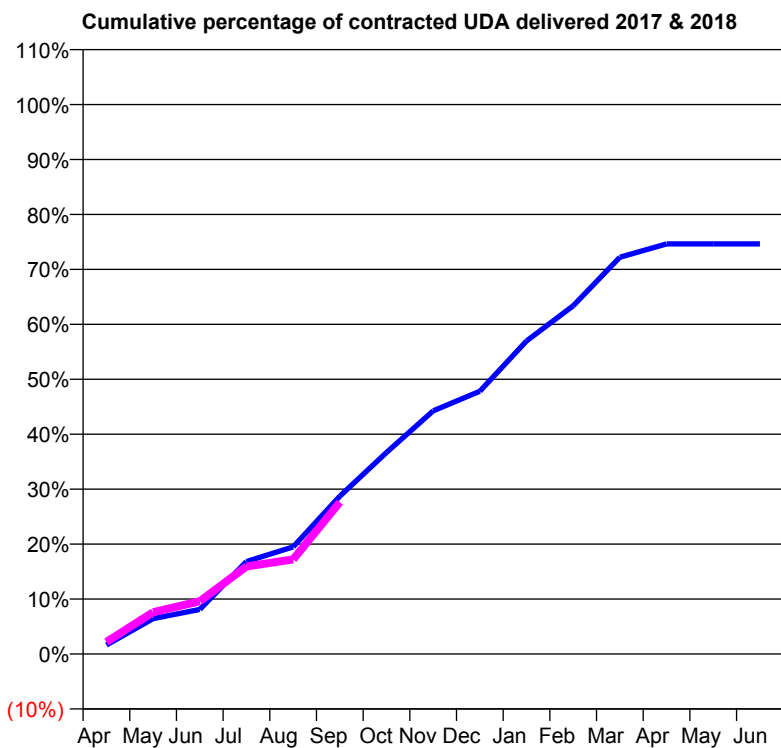
17/18 Contracted general activity (UDA)	1,100
Carry forward general activity (UDA)	0
17/18 Contracted orthodontic activity (UOA)	0
Carry forward orthodontic activity (UOA)	0
Baseline contract value	£25,602.11

ACCESS*

Patients seen in 24 months	Total	Change since previous quarter
Quarter ending September 2016	427	
Quarter ending December 2016	425	→
Quarter ending March 2017	424	→
Quarter ending June 2017	418	↓
Quarter ending September 2017	421	→
Variance since September 2016	(1.4%)	↓



ACTIVITY



Month	Adjusted Scheduled Activity (UDA)	
	2017	2018
April	18	24
May	71	84
June	89	106
July	185	175
August	214	189
September	316	304
October	404	
November	487	
December	526	
January	627	
February	697	
March	794	
April	821	
May	821	
June	821	

QUALITY

	Quantity	Base Number	Contract	AT	Region	England
% of FP17s for the same patient ID Re-attending within 3 months - Children	8	207	3.9%	9.6%	11.4%	11.9%
% of FP17s for the same patient ID Re-attending within 3 months - Adults	12	64	18.8%	14.2%	15.7%	15.9%
% of FP17s for the same patient ID Re-attending between 3 & 9 months - Children	146	207	70.5%	61.6%	60.6%	58.1%
% of FP17s for the same patient ID Re-attending between 3 & 9 months - Adults	26	64	40.6%	52.4%	52.0%	50.6%
% of FP17s for Band 1 Urgent Courses	14	248	5.6%	8.1%	9.6%	9.1%
% of FP17s Relating to Free Repair or Replacements	0	248	0.0%	0.8%	0.7%	0.8%
% of FP17s Relating to Continuations	0	248	0.0%	1.2%	1.0%	1.1%
% of Patients satisfied with the dentistry they have received	2	2	N/A	92.1%	91.6%	91.4%
% of Patients satisfied with the time they had to wait for an appointment	2	2	N/A	88.8%	87.9%	87.7%

* This is based on patients treated on this contract for their most recent course of treatment. Figures in italics indicate the base number of FP17s or Patient Questionnaire responses are less than 100. N/A is shown where the base number of responses is less than 10 during the period. % is calculated as Quantity/Base number*100

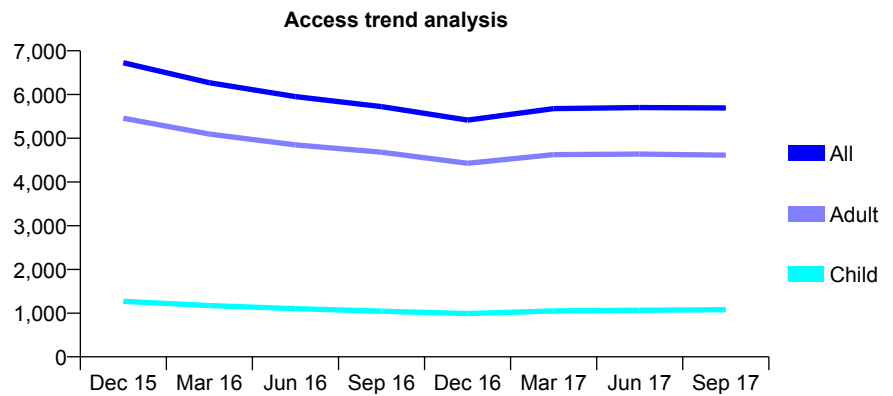
Q65 - Vital Signs At a Glance Contract Report for 131504/0001 - September 2017

Name or company name	Clevedon Dental Care
Contract type name	GDS Contract
Purpose of contract	General
Contract start date	01/04/2010
Contract end date	

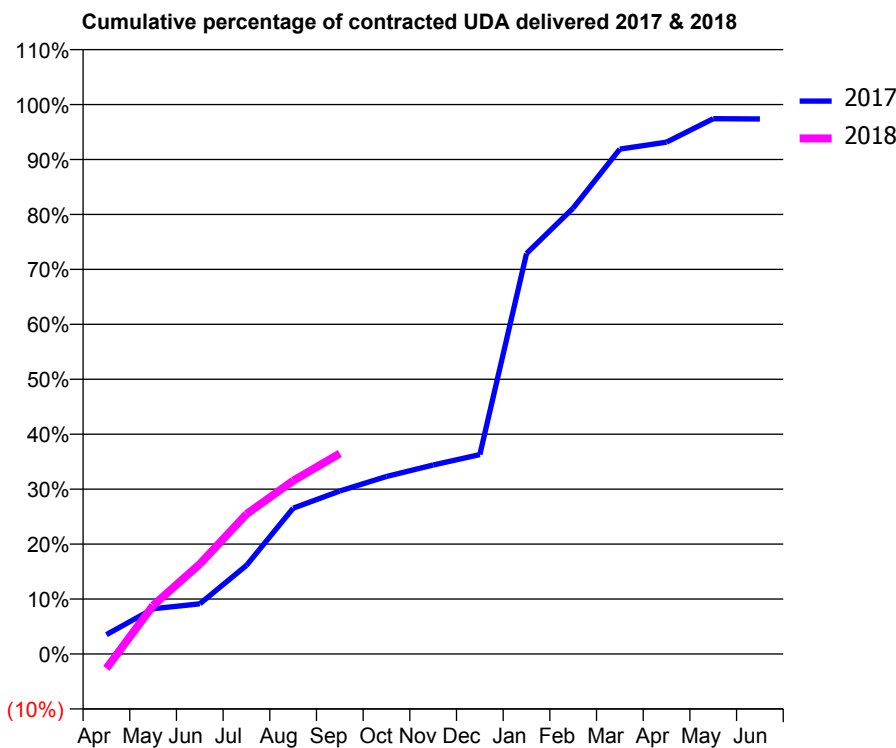
17/18 Contracted general activity (UDA)	22,315
Carry forward general activity (UDA)	589
17/18 Contracted orthodontic activity (UOA)	0
Carry forward orthodontic activity (UOA)	0
Baseline contract value	£466,446.92

ACCESS*

Patients seen in 24 months	Total	Change since previous quarter
Quarter ending September 2016	5,725	
Quarter ending December 2016	5,415	↓
Quarter ending March 2017	5,679	↑
Quarter ending June 2017	5,703	→
Quarter ending September 2017	5,692	→
Variance since September 2016	(0.6%)	→



ACTIVITY



Month	Adjusted Scheduled Activity (UDA)	
	2017	2018
April	786	-589
May	1,841	1,974
June	2,039	3,654
July	3,600	5,683
August	5,924	7,035
September	6,620	8,141
October	7,208	
November	7,677	
December	8,099	
January	16,264	
February	18,113	
March	20,506	
April	20,787	
May	21,739	
June	21,726	

QUALITY

	Quantity	Base Number	Contract	AT	Region	England
% of FP17s for the same patient ID Re-attending within 3 months - Children	70	794	8.8%	9.6%	11.4%	11.9%
% of FP17s for the same patient ID Re-attending within 3 months - Adults	514	3,134	16.4%	14.2%	15.7%	15.9%
% of FP17s for the same patient ID Re-attending between 3 & 9 months - Children	503	794	63.4%	61.6%	60.6%	58.1%
% of FP17s for the same patient ID Re-attending between 3 & 9 months - Adults	1,755	3,134	56.0%	52.4%	52.0%	50.6%
% of FP17s for Band 1 Urgent Courses	207	3,495	5.9%	8.1%	9.6%	9.1%
% of FP17s Relating to Free Repair or Replacements	68	3,495	1.9%	0.8%	0.7%	0.8%
% of FP17s Relating to Continuations	164	3,495	4.7%	1.2%	1.0%	1.1%
% of Patients satisfied with the dentistry they have received	19	20	95.0%	92.1%	91.6%	91.4%
% of Patients satisfied with the time they had to wait for an appointment	16	20	80.0%	88.8%	87.9%	87.7%

* This is based on patients treated on this contract for their most recent course of treatment. Figures in italics indicate the base number of FP17s or Patient Questionnaire responses are less than 100. N/A is shown where the base number of responses is less than 10 during the period. % is calculated as Quantity/Base number*100

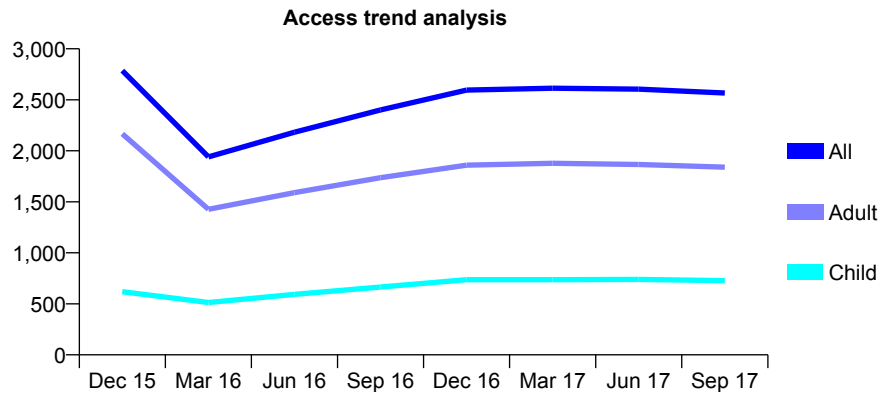
Q65 - Vital Signs At a Glance Contract Report for 131563/0001 - September 2017

Name or company name	Broadwalk Dental Centre Practice Partners
Contract type name	GDS Contract
Purpose of contract	General
Contract start date	01/04/2008
Contract end date	

17/18 Contracted general activity (UDA)	10,000
Carry forward general activity (UDA)	0
17/18 Contracted orthodontic activity (UOA)	0
Carry forward orthodontic activity (UOA)	0
Baseline contract value	£236,929.01

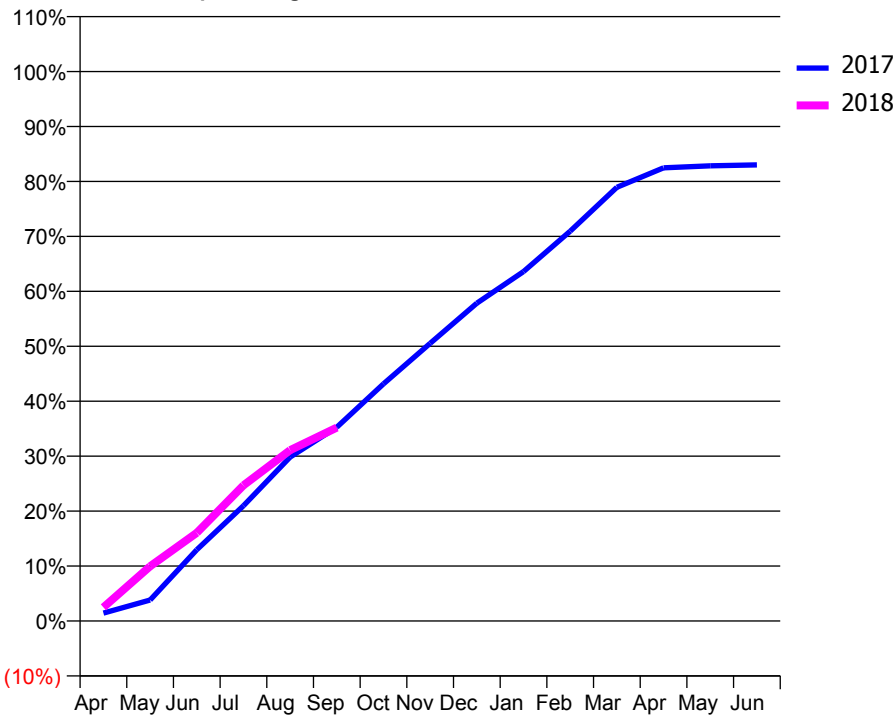
ACCESS*

Patients seen in 24 months	Total	Change since previous quarter
Quarter ending September 2016	2,401	
Quarter ending December 2016	2,595	↑
Quarter ending March 2017	2,614	→
Quarter ending June 2017	2,605	→
Quarter ending September 2017	2,567	↓
Variance since September 2016	6.9%	↑



ACTIVITY

Cumulative percentage of contracted UDA delivered 2017 & 2018



Month	Adjusted Scheduled Activity (UDA)	
	2017	2018
April	143	249
May	383	995
June	1,296	1,604
July	2,099	2,468
August	2,985	3,109
September	3,527	3,520
October	4,316	
November	5,053	
December	5,783	
January	6,360	
February	7,095	
March	7,892	
April	8,247	
May	8,283	
June	8,300	

QUALITY

	Quantity	Base Number	Contract	AT	Region	England
% of FP17s for the same patient ID Re-attending within 3 months - Children	41	671	6.1%	9.6%	11.4%	11.9%
% of FP17s for the same patient ID Re-attending within 3 months - Adults	148	1,347	11.0%	14.2%	15.7%	15.9%
% of FP17s for the same patient ID Re-attending between 3 & 9 months - Children	458	671	68.3%	61.6%	60.6%	58.1%
% of FP17s for the same patient ID Re-attending between 3 & 9 months - Adults	816	1,347	60.6%	52.4%	52.0%	50.6%
% of FP17s for Band 1 Urgent Courses	115	1,849	6.2%	8.1%	9.6%	9.1%
% of FP17s Relating to Free Repair or Replacements	12	1,849	0.6%	0.8%	0.7%	0.8%
% of FP17s Relating to Continuations	31	1,849	1.7%	1.2%	1.0%	1.1%
% of Patients satisfied with the dentistry they have received	8	9	N/A	92.1%	91.6%	91.4%
% of Patients satisfied with the time they had to wait for an appointment	7	9	N/A	88.8%	87.9%	87.7%

* This is based on patients treated on this contract for their most recent course of treatment. Figures in italics indicate the base number of FP17s or Patient Questionnaire responses are less than 100. N/A is shown where the base number of responses is less than 10 during the period. % is calculated as Quantity/Base number*100

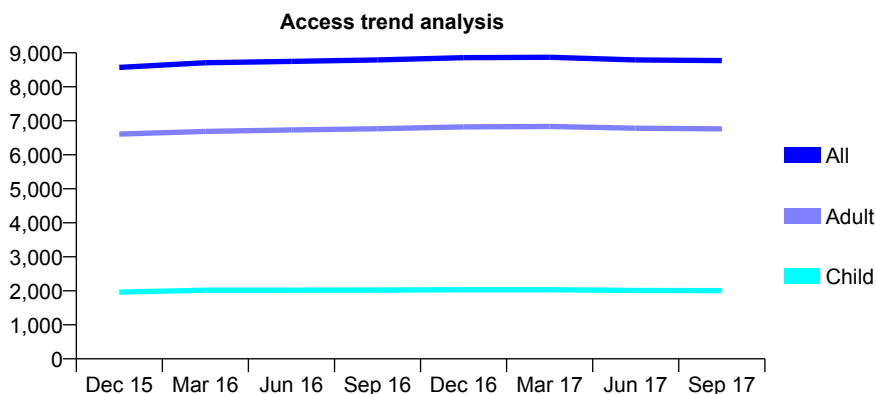
Q65 - Vital Signs At a Glance Contract Report for 135739/0001 - September 2017

Name or company name	Woodburn Cottage Services Ltd
Contract type name	GDS Contract
Purpose of contract	General
Contract start date	01/04/2010
Contract end date	

17/18 Contracted general activity (UDA)	28,795
Carry forward general activity (UDA)	123
17/18 Contracted orthodontic activity (UOA)	0
Carry forward orthodontic activity (UOA)	0
Baseline contract value	£667,970.89

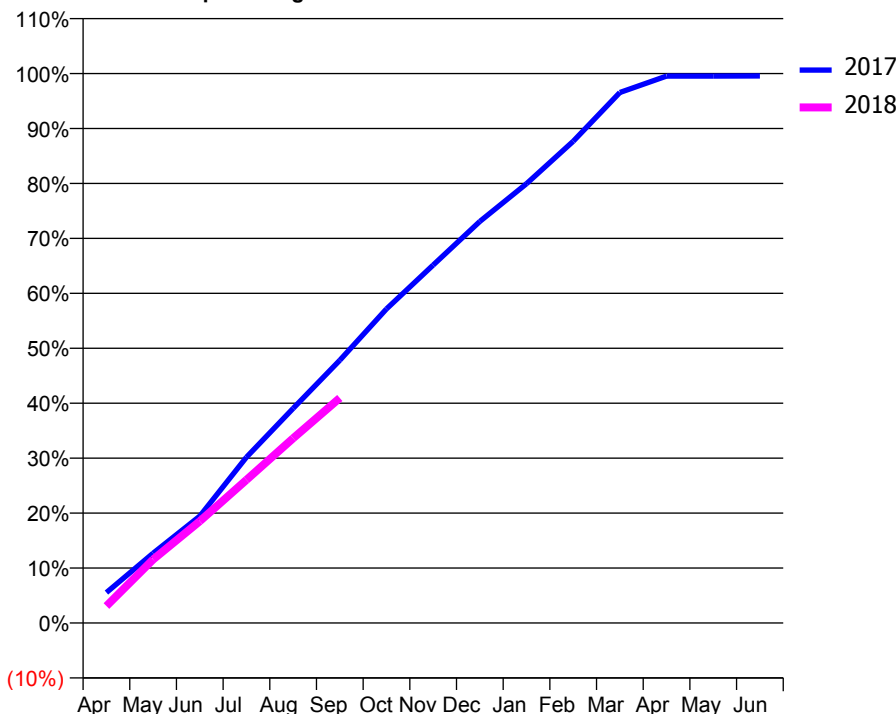
ACCESS*

Patients seen in 24 months	Total	Change since previous quarter
Quarter ending September 2016	8,789	
Quarter ending December 2016	8,858	→
Quarter ending March 2017	8,869	→
Quarter ending June 2017	8,792	→
Quarter ending September 2017	8,769	→
Variance since September 2016	(0.2%)	→



ACTIVITY

Cumulative percentage of contracted UDA delivered 2017 & 2018



Month	2017	2018
April	1,543	894
May	3,531	3,329
June	5,407	5,338
July	8,385	7,503
August	10,853	9,682
September	13,294	11,790
October	15,889	
November	18,110	
December	20,314	
January	22,218	
February	24,365	
March	26,838	
April	27,663	
May	27,665	
June	27,672	

QUALITY

	Quantity	Base Number	Contract	AT	Region	England
% of FP17s for the same patient ID Re-attending within 3 months - Children	83	1,597	5.2%	9.6%	11.4%	11.9%
% of FP17s for the same patient ID Re-attending within 3 months - Adults	531	4,901	10.8%	14.2%	15.7%	15.9%
% of FP17s for the same patient ID Re-attending between 3 & 9 months - Children	1,039	1,597	65.1%	61.6%	60.6%	58.1%
% of FP17s for the same patient ID Re-attending between 3 & 9 months - Adults	3,092	4,901	63.1%	52.4%	52.0%	50.6%
% of FP17s for Band 1 Urgent Courses	378	6,024	6.3%	8.1%	9.6%	9.1%
% of FP17s Relating to Free Repair or Replacements	59	6,024	1.0%	0.8%	0.7%	0.8%
% of FP17s Relating to Continuations	42	6,024	0.7%	1.2%	1.0%	1.1%
% of Patients satisfied with the dentistry they have received	25	26	96.2%	92.1%	91.6%	91.4%
% of Patients satisfied with the time they had to wait for an appointment	24	26	92.3%	88.8%	87.9%	87.7%

* This is based on patients treated on this contract for their most recent course of treatment. Figures in italics indicate the base number of FP17s or Patient Questionnaire responses are less than 100. N/A is shown where the base number of responses is less than 10 during the period. % is calculated as Quantity/Base number*100

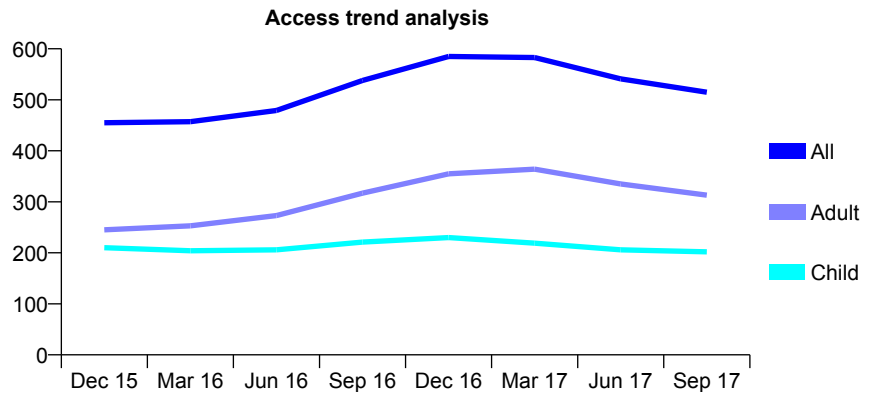
Q65 - Vital Signs At a Glance Contract Report for 141216/0001 - September 2017

Name or company name	Gairloch House Dental Practice
Contract type name	GDS Contract
Purpose of contract	General
Contract start date	01/08/2013
Contract end date	

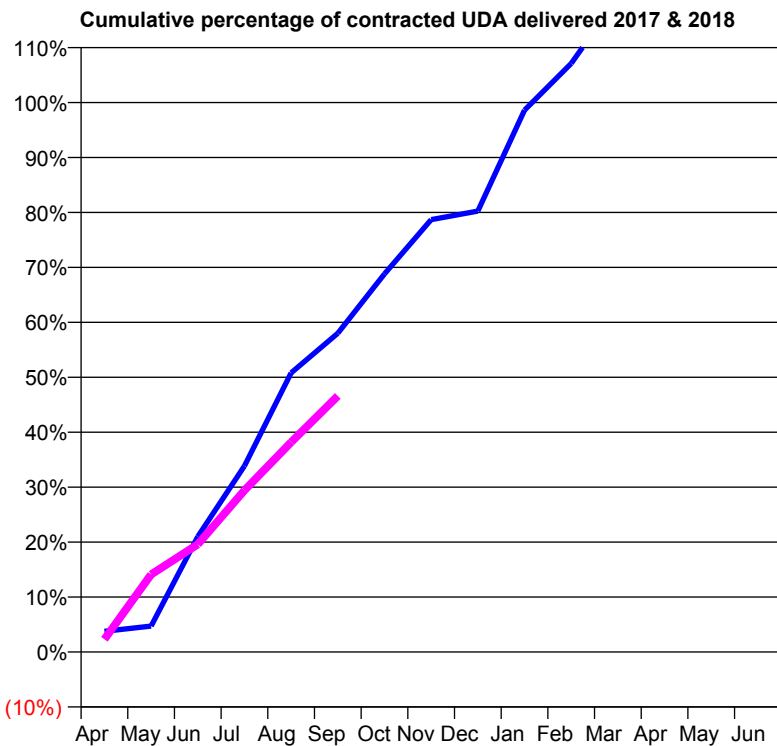
17/18 Contracted general activity (UDA)	1,170
Carry forward general activity (UDA)	0
17/18 Contracted orthodontic activity (UOA)	0
Carry forward orthodontic activity (UOA)	0
Baseline contract value	£28,079.39

ACCESS*

Patients seen in 24 months	Total	Change since previous quarter
Quarter ending September 2016	538	
Quarter ending December 2016	585	↑
Quarter ending March 2017	583	→
Quarter ending June 2017	541	↓
Quarter ending September 2017	515	↓
Variance since September 2016	(4.3%)	↓



ACTIVITY



Month	Adjusted Scheduled Activity (UDA)	
	2017	2018
April	44	27
May	55	165
June	246	229
July	396	344
August	594	447
September	679	545
October	805	
November	921	
December	939	
January	1,154	
February	1,253	
March	1,393	
April	1,423	
May	1,424	
June	1,442	

QUALITY

	Quantity	Base Number	Contract	AT	Region	England
% of FP17s for the same patient ID Re-attending within 3 months - Children	4	142	2.8%	9.6%	11.4%	11.9%
% of FP17s for the same patient ID Re-attending within 3 months - Adults	26	212	12.3%	14.2%	15.7%	15.9%
% of FP17s for the same patient ID Re-attending between 3 & 9 months - Children	97	142	68.3%	61.6%	60.6%	58.1%
% of FP17s for the same patient ID Re-attending between 3 & 9 months - Adults	146	212	68.9%	52.4%	52.0%	50.6%
% of FP17s for Band 1 Urgent Courses	20	328	6.1%	8.1%	9.6%	9.1%
% of FP17s Relating to Free Repair or Replacements	1	328	0.3%	0.8%	0.7%	0.8%
% of FP17s Relating to Continuations	2	328	0.6%	1.2%	1.0%	1.1%
% of Patients satisfied with the dentistry they have received	1	1	N/A	92.1%	91.6%	91.4%
% of Patients satisfied with the time they had to wait for an appointment	0	1	N/A	88.8%	87.9%	87.7%

* This is based on patients treated on this contract for their most recent course of treatment. Figures in italics indicate the base number of FP17s or Patient Questionnaire responses are less than 100. N/A is shown where the base number of responses is less than 10 during the period. % is calculated as Quantity/Base number*100

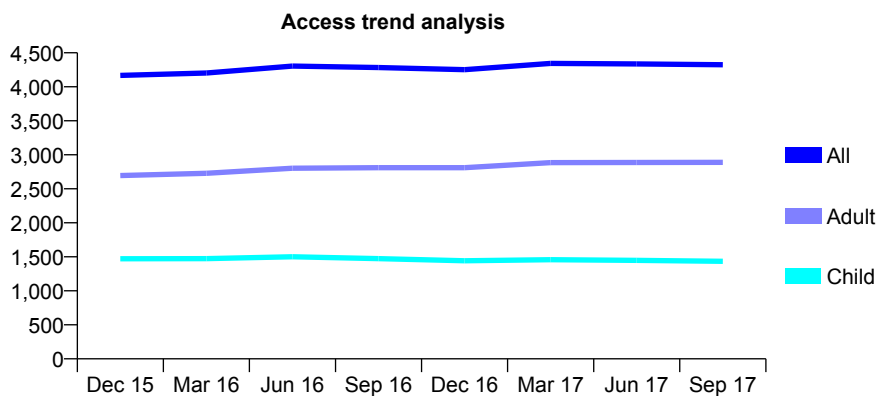
Q65 - Vital Signs At a Glance Contract Report for 146706/0001 - September 2017

Name or company name	Coly House Ltd
Contract type name	GDS Contract
Purpose of contract	General
Contract start date	01/04/2010
Contract end date	

17/18 Contracted general activity (UDA)	10,000
Carry forward general activity (UDA)	0
17/18 Contracted orthodontic activity (UOA)	0
Carry forward orthodontic activity (UOA)	0
Baseline contract value	£222,833.90

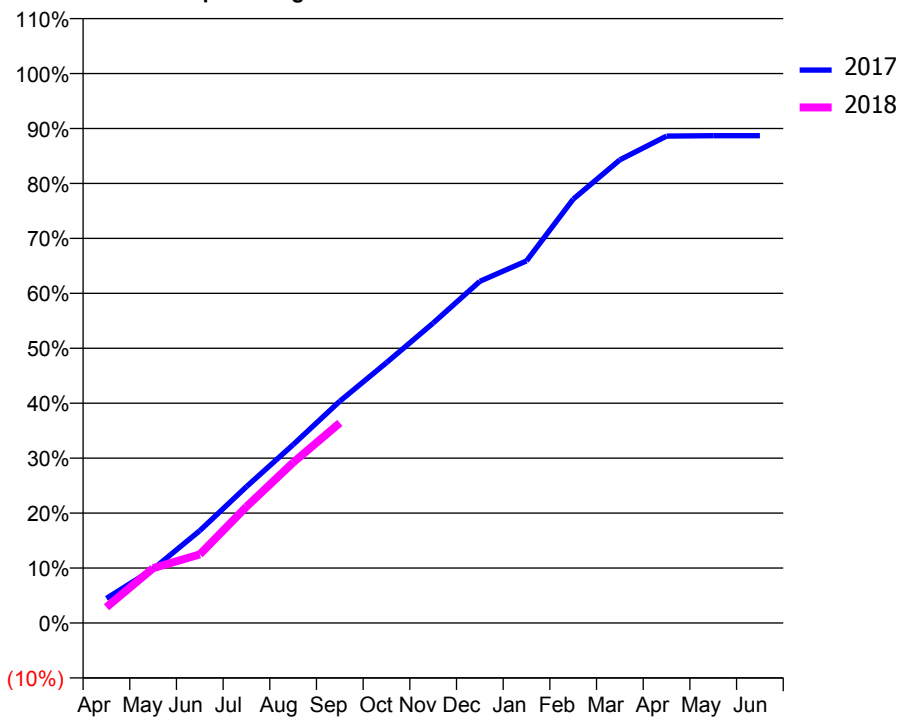
ACCESS*

Patients seen in 24 months	Total	Change since previous quarter
Quarter ending September 2016	4,284	
Quarter ending December 2016	4,252	→
Quarter ending March 2017	4,344	↑
Quarter ending June 2017	4,336	→
Quarter ending September 2017	4,325	→
Variance since September 2016	1.0%	→



ACTIVITY

Cumulative percentage of contracted UDA delivered 2017 & 2018



Month	Adjusted Scheduled Activity (UDA)	
	2017	2018
April	447	288
May	982	999
June	1,679	1,249
July	2,482	2,118
August	3,245	2,919
September	4,037	3,642
October	4,738	
November	5,460	
December	6,217	
January	6,591	
February	7,712	
March	8,430	
April	8,861	
May	8,868	
June	8,868	

QUALITY

	Quantity	Base Number	Contract	AT	Region	England
% of FP17s for the same patient ID Re-attending within 3 months - Children	128	1,369	9.3%	9.6%	11.4%	11.9%
% of FP17s for the same patient ID Re-attending within 3 months - Adults	363	2,424	15.0%	14.2%	15.7%	15.9%
% of FP17s for the same patient ID Re-attending between 3 & 9 months - Children	961	1,369	70.2%	61.6%	60.6%	58.1%
% of FP17s for the same patient ID Re-attending between 3 & 9 months - Adults	1,516	2,424	62.5%	52.4%	52.0%	50.6%
% of FP17s for Band 1 Urgent Courses	147	2,184	6.7%	8.1%	9.6%	9.1%
% of FP17s Relating to Free Repair or Replacements	24	2,184	1.1%	0.8%	0.7%	0.8%
% of FP17s Relating to Continuations	21	2,184	1.0%	1.2%	1.0%	1.1%
% of Patients satisfied with the dentistry they have received	13	14	92.9%	92.1%	91.6%	91.4%
% of Patients satisfied with the time they had to wait for an appointment	11	14	78.6%	88.8%	87.9%	87.7%

* This is based on patients treated on this contract for their most recent course of treatment. Figures in italics indicate the base number of FP17s or Patient Questionnaire responses are less than 100. N/A is shown where the base number of responses is less than 10 during the period. % is calculated as Quantity/Base number*100

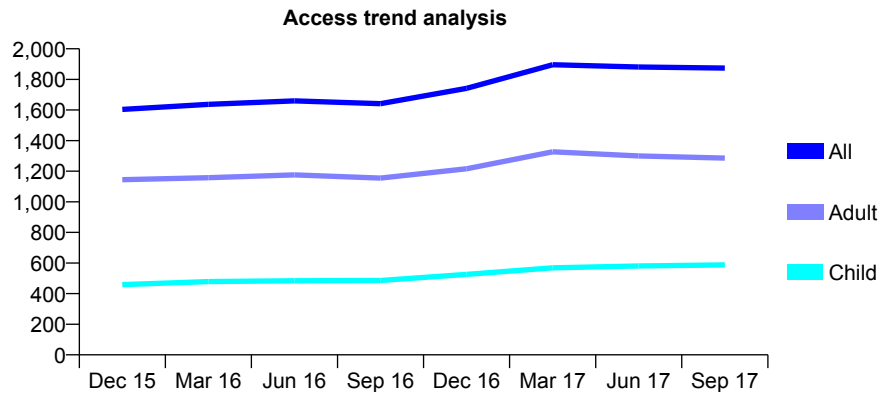
Q65 - Vital Signs At a Glance Contract Report for 148172/0001 - September 2017

Name or company name	Stokes Lane Dental Practice
Contract type name	GDS Contract
Purpose of contract	General
Contract start date	01/04/2011
Contract end date	

17/18 Contracted general activity (UDA)	5,819
Carry forward general activity (UDA)	128
17/18 Contracted orthodontic activity (UOA)	0
Carry forward orthodontic activity (UOA)	0
Baseline contract value	£126,634.39

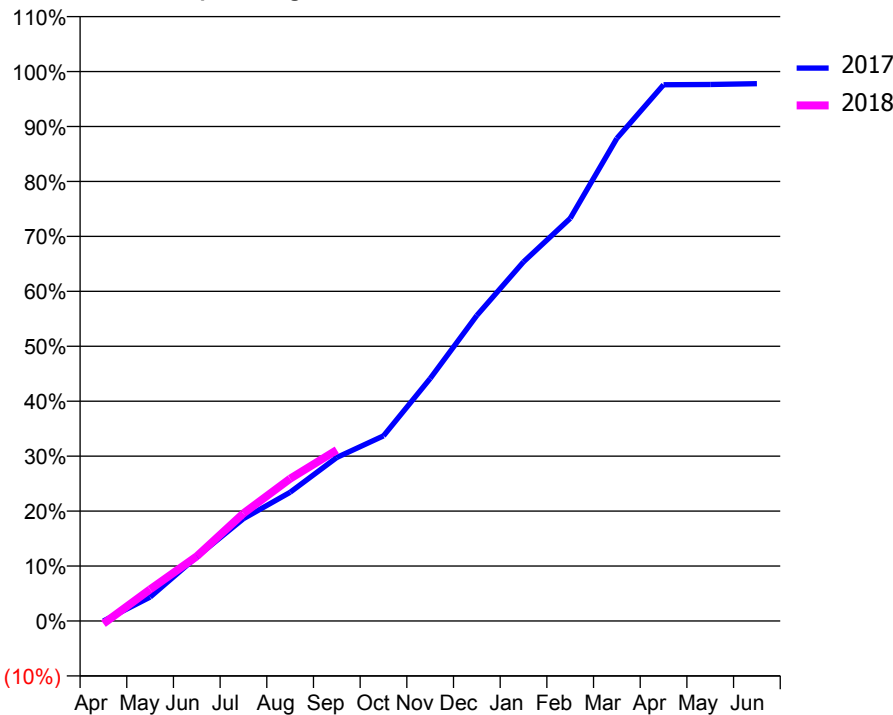
ACCESS*

Patients seen in 24 months	Total	Change since previous quarter
Quarter ending September 2016	1,641	
Quarter ending December 2016	1,742	↑
Quarter ending March 2017	1,896	↑
Quarter ending June 2017	1,881	→
Quarter ending September 2017	1,874	→
Variance since September 2016	14.2%	↑



ACTIVITY

Cumulative percentage of contracted UDA delivered 2017 & 2018



Month	Adjusted Scheduled Activity (UDA)	
	2017	2018
April	0	-28
May	254	335
June	680	685
July	1,084	1,140
August	1,363	1,508
September	1,731	1,811
October	1,961	
November	2,568	
December	3,236	
January	3,804	
February	4,264	
March	5,111	
April	5,679	
May	5,682	
June	5,691	

QUALITY

	Quantity	Base Number	Contract	AT	Region	England
% of FP17s for the same patient ID Re-attending within 3 months - Children	38	440	8.6%	9.6%	11.4%	11.9%
% of FP17s for the same patient ID Re-attending within 3 months - Adults	151	883	17.1%	14.2%	15.7%	15.9%
% of FP17s for the same patient ID Re-attending between 3 & 9 months - Children	276	440	62.7%	61.6%	60.6%	58.1%
% of FP17s for the same patient ID Re-attending between 3 & 9 months - Adults	579	883	65.6%	52.4%	52.0%	50.6%
% of FP17s for Band 1 Urgent Courses	82	1,112	7.4%	8.1%	9.6%	9.1%
% of FP17s Relating to Free Repair or Replacements	26	1,112	2.3%	0.8%	0.7%	0.8%
% of FP17s Relating to Continuations	10	1,112	0.9%	1.2%	1.0%	1.1%
% of Patients satisfied with the dentistry they have received	6	9	N/A	92.1%	91.6%	91.4%
% of Patients satisfied with the time they had to wait for an appointment	8	9	N/A	88.8%	87.9%	87.7%

* This is based on patients treated on this contract for their most recent course of treatment. Figures in italics indicate the base number of FP17s or Patient Questionnaire responses are less than 100. N/A is shown where the base number of responses is less than 10 during the period. % is calculated as Quantity/Base number*100

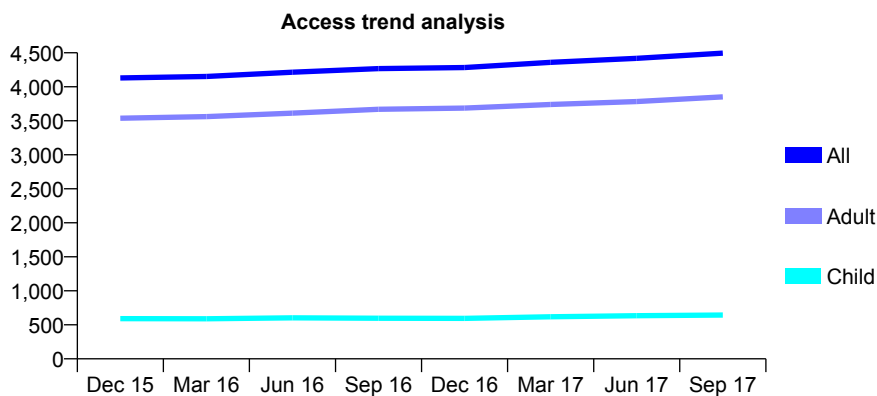
Q65 - Vital Signs At a Glance Contract Report for 151416/0001 - September 2017

Name or company name	Holloway House Dental Surgery
Contract type name	GDS Contract
Purpose of contract	General
Contract start date	01/09/2013
Contract end date	

17/18 Contracted general activity (UDA)	16,000
Carry forward general activity (UDA)	-167
17/18 Contracted orthodontic activity (UOA)	0
Carry forward orthodontic activity (UOA)	0
Baseline contract value	£344,607.25

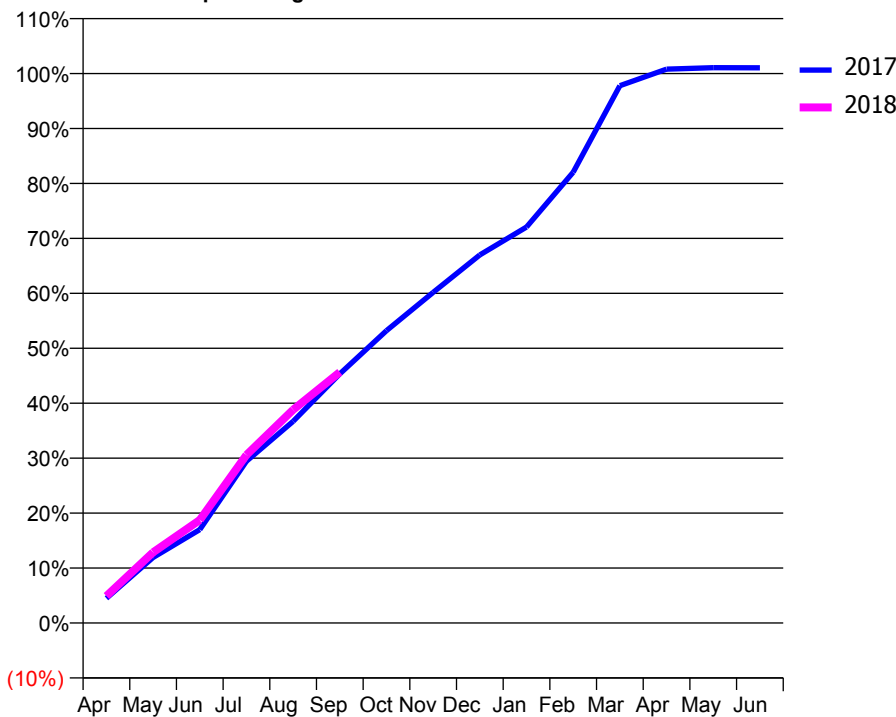
ACCESS*

Patients seen in 24 months	Total	Change since previous quarter
Quarter ending September 2016	4,267	
Quarter ending December 2016	4,284	→
Quarter ending March 2017	4,359	→
Quarter ending June 2017	4,419	→
Quarter ending September 2017	4,496	→
Variance since September 2016	5.4%	↑



ACTIVITY

Cumulative percentage of contracted UDA delivered 2017 & 2018



Month	Adjusted Scheduled Activity (UDA)	
	2017	2018
April	720	788
May	1,908	2,061
June	2,720	3,001
July	4,712	4,895
August	5,873	6,211
September	7,254	7,305
October	8,514	
November	9,627	
December	10,718	
January	11,528	
February	13,125	
March	15,646	
April	16,128	
May	16,168	
June	16,167	

QUALITY

	Quantity	Base Number	Contract	AT	Region	England
% of FP17s for the same patient ID Re-attending within 3 months - Children	45	415	10.8%	9.6%	11.4%	11.9%
% of FP17s for the same patient ID Re-attending within 3 months - Adults	400	2,551	15.7%	14.2%	15.7%	15.9%
% of FP17s for the same patient ID Re-attending between 3 & 9 months - Children	216	415	52.0%	61.6%	60.6%	58.1%
% of FP17s for the same patient ID Re-attending between 3 & 9 months - Adults	1,362	2,551	53.4%	52.4%	52.0%	50.6%
% of FP17s for Band 1 Urgent Courses	249	2,804	8.9%	8.1%	9.6%	9.1%
% of FP17s Relating to Free Repair or Replacements	54	2,804	1.9%	0.8%	0.7%	0.8%
% of FP17s Relating to Continuations	21	2,804	0.7%	1.2%	1.0%	1.1%
% of Patients satisfied with the dentistry they have received	28	29	96.6%	92.1%	91.6%	91.4%
% of Patients satisfied with the time they had to wait for an appointment	28	29	96.6%	88.8%	87.9%	87.7%

* This is based on patients treated on this contract for their most recent course of treatment. Figures in italics indicate the base number of FP17s or Patient Questionnaire responses are less than 100. N/A is shown where the base number of responses is less than 10 during the period. % is calculated as Quantity/Base number*100

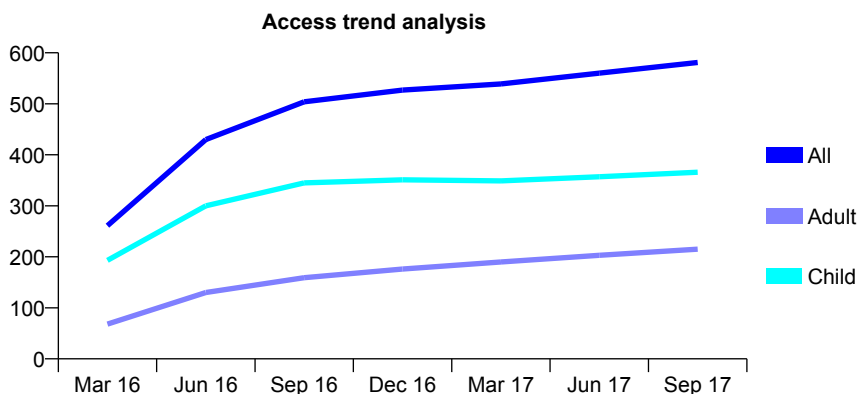
Q65 - Vital Signs At a Glance Contract Report for 152277/0001 - September 2017

Name or company name	Myridakis and Myridaki
Contract type name	GDS Contract
Purpose of contract	General
Contract start date	17/12/2015
Contract end date	

17/18 Contracted general activity (UDA)	1,800
Carry forward general activity (UDA)	0
17/18 Contracted orthodontic activity (UOA)	0
Carry forward orthodontic activity (UOA)	0
Baseline contract value	£38,746.28

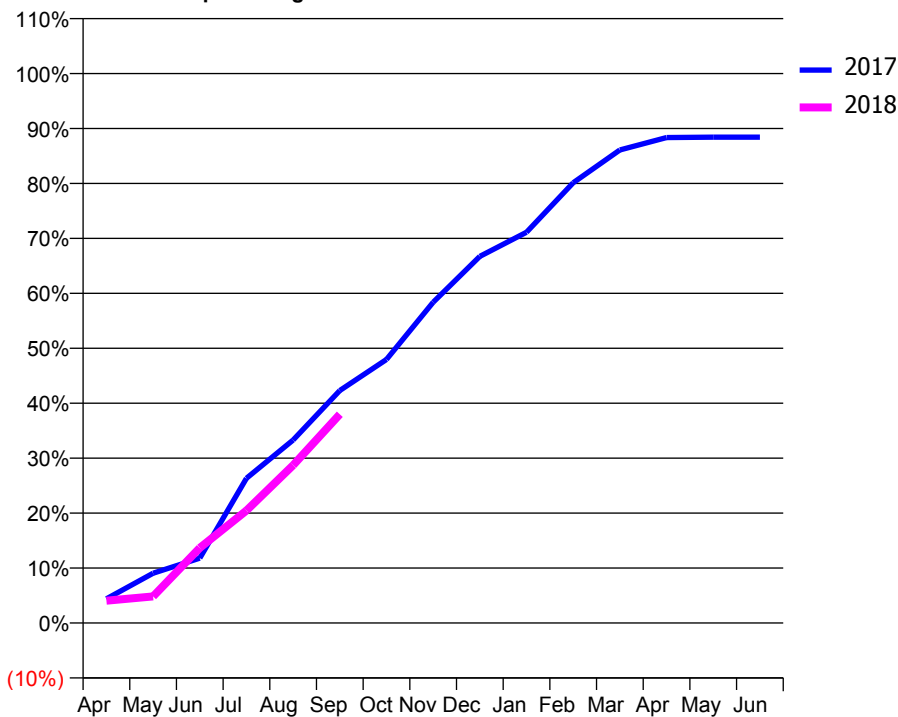
ACCESS*

Patients seen in 24 months	Total	Change since previous quarter
Quarter ending September 2016	504	
Quarter ending December 2016	527	↑
Quarter ending March 2017	539	↑
Quarter ending June 2017	560	↑
Quarter ending September 2017	581	↑
Variance since September 2016	15.3%	↑



ACTIVITY

Cumulative percentage of contracted UDA delivered 2017 & 2018



Month	Adjusted Scheduled Activity (UDA)	
	2017	2018
April	79	73
May	163	87
June	213	246
July	474	369
August	599	517
September	762	684
October	863	
November	1,051	
December	1,201	
January	1,280	
February	1,442	
March	1,549	
April	1,590	
May	1,591	
June	1,591	

QUALITY

	Quantity	Base Number	Contract	AT	Region	England
% of FP17s for the same patient ID Re-attending within 3 months - Children	18	287	6.3%	9.6%	11.4%	11.9%
% of FP17s for the same patient ID Re-attending within 3 months - Adults	13	125	10.4%	14.2%	15.7%	15.9%
% of FP17s for the same patient ID Re-attending between 3 & 9 months - Children	163	287	56.8%	61.6%	60.6%	58.1%
% of FP17s for the same patient ID Re-attending between 3 & 9 months - Adults	77	125	61.6%	52.4%	52.0%	50.6%
% of FP17s for Band 1 Urgent Courses	4	392	1.0%	8.1%	9.6%	9.1%
% of FP17s Relating to Free Repair or Replacements	0	392	0.0%	0.8%	0.7%	0.8%
% of FP17s Relating to Continuations	0	392	0.0%	1.2%	1.0%	1.1%
% of Patients satisfied with the dentistry they have received	1	1	N/A	92.1%	91.6%	91.4%
% of Patients satisfied with the time they had to wait for an appointment	1	1	N/A	88.8%	87.9%	87.7%

* This is based on patients treated on this contract for their most recent course of treatment. Figures in italics indicate the base number of FP17s or Patient Questionnaire responses are less than 100. N/A is shown where the base number of responses is less than 10 during the period. % is calculated as Quantity/Base number*100

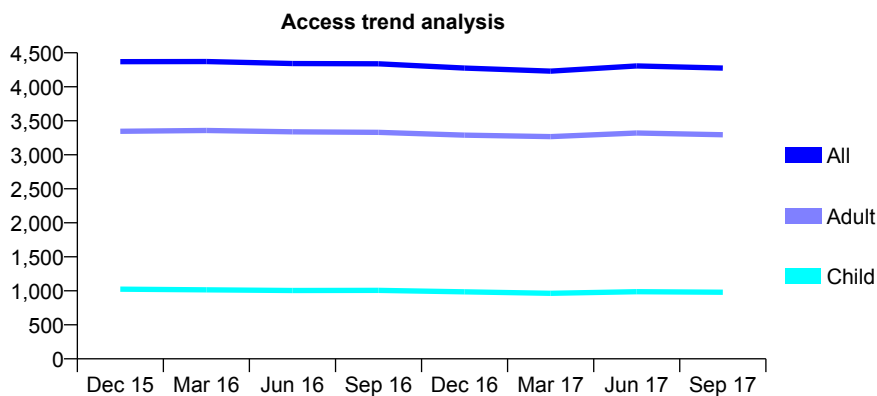
Q65 - Vital Signs At a Glance Contract Report for 153753/0001 - September 2017

Name or company name	Redland Park DS Ltd
Contract type name	GDS Contract
Purpose of contract	General
Contract start date	01/04/2011
Contract end date	

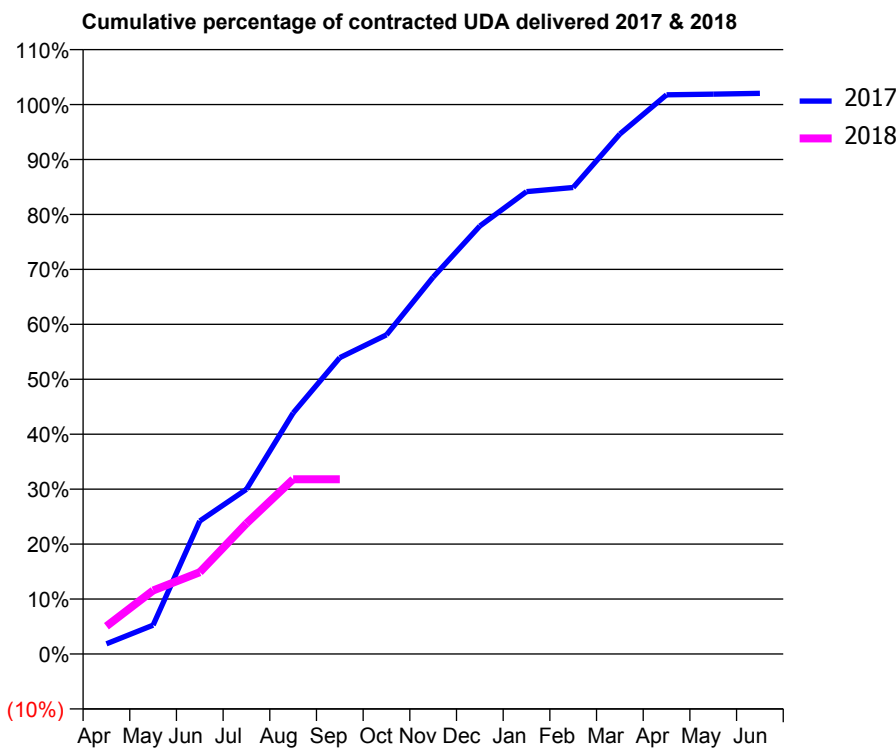
17/18 Contracted general activity (UDA)	13,224
Carry forward general activity (UDA)	-164
17/18 Contracted orthodontic activity (UOA)	0
Carry forward orthodontic activity (UOA)	0
Baseline contract value	£434,087.11

ACCESS*

Patients seen in 24 months	Total	Change since previous quarter
Quarter ending September 2016	4,338	
Quarter ending December 2016	4,275	↓
Quarter ending March 2017	4,231	↓
Quarter ending June 2017	4,307	→
Quarter ending September 2017	4,276	→
Variance since September 2016	(1.4%)	↓



ACTIVITY



Month	Adjusted Scheduled Activity (UDA)	
	2017	2018
April	153	669
May	432	1,530
June	1,990	1,970
July	2,467	3,144
August	3,607	4,207
September	4,436	4,207
October	4,777	
November	5,640	
December	6,406	
January	6,921	
February	6,982	
March	7,783	
April	8,370	
May	8,380	
June	8,391	

QUALITY

	Quantity	Base Number	Contract	AT	Region	England
% of FP17s for the same patient ID Re-attending within 3 months - Children	41	988	4.1%	9.6%	11.4%	11.9%
% of FP17s for the same patient ID Re-attending within 3 months - Adults	304	2,327	13.1%	14.2%	15.7%	15.9%
% of FP17s for the same patient ID Re-attending between 3 & 9 months - Children	645	988	65.3%	61.6%	60.6%	58.1%
% of FP17s for the same patient ID Re-attending between 3 & 9 months - Adults	1,050	2,327	45.1%	52.4%	52.0%	50.6%
% of FP17s for Band 1 Urgent Courses	269	2,191	12.3%	8.1%	9.6%	9.1%
% of FP17s Relating to Free Repair or Replacements	11	2,191	0.5%	0.8%	0.7%	0.8%
% of FP17s Relating to Continuations	5	2,191	0.2%	1.2%	1.0%	1.1%
% of Patients satisfied with the dentistry they have received	24	24	100.0%	92.1%	91.6%	91.4%
% of Patients satisfied with the time they had to wait for an appointment	23	24	95.8%	88.8%	87.9%	87.7%

* This is based on patients treated on this contract for their most recent course of treatment. Figures in italics indicate the base number of FP17s or Patient Questionnaire responses are less than 100. N/A is shown where the base number of responses is less than 10 during the period. % is calculated as Quantity/Base number*100

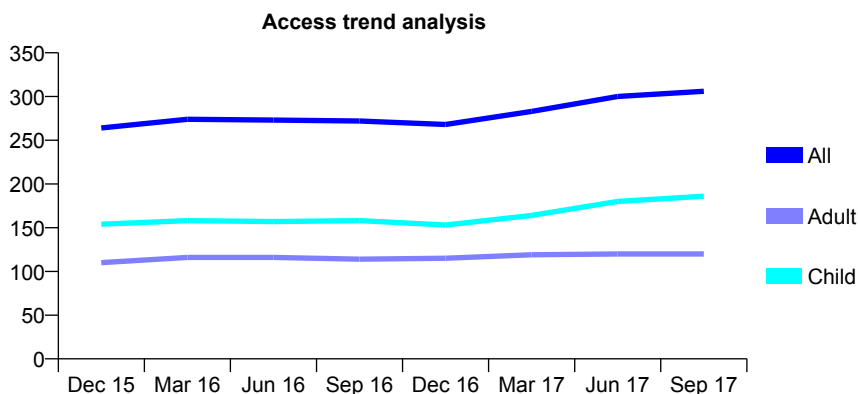
Q65 - Vital Signs At a Glance Contract Report for 154091/0001 - September 2017

Name or company name	RCST Ltd
Contract type name	GDS Contract
Purpose of contract	General
Contract start date	01/10/2012
Contract end date	

17/18 Contracted general activity (UDA)	616
Carry forward general activity (UDA)	0
17/18 Contracted orthodontic activity (UOA)	0
Carry forward orthodontic activity (UOA)	0
Baseline contract value	£14,515.44

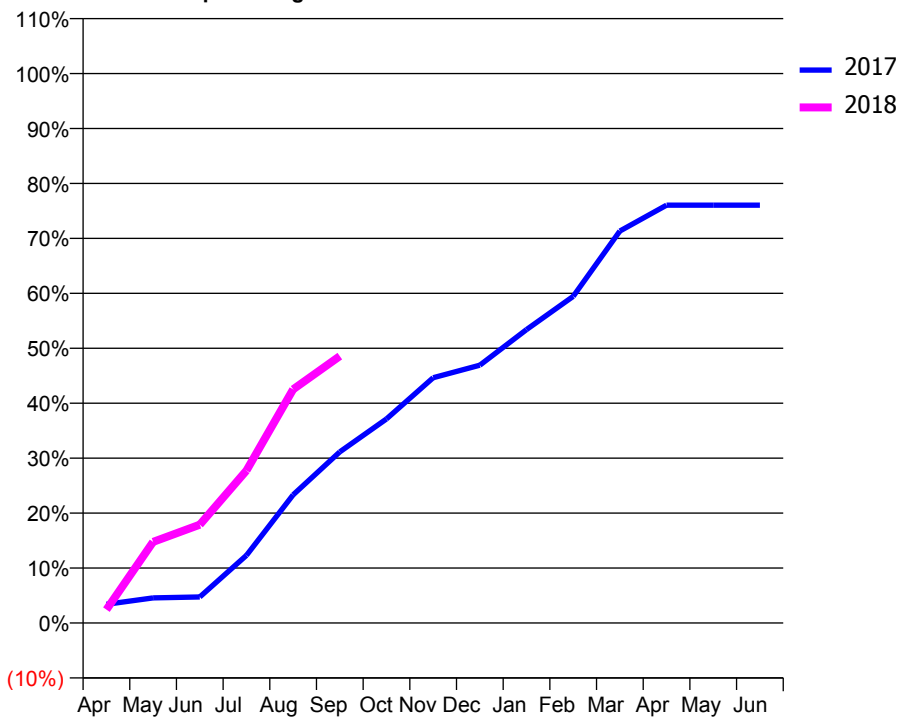
ACCESS*

Patients seen in 24 months	Total	Change since previous quarter
Quarter ending September 2016	272	
Quarter ending December 2016	268	↓
Quarter ending March 2017	283	↑
Quarter ending June 2017	300	↑
Quarter ending September 2017	306	↑
Variance since September 2016	12.5%	↑



ACTIVITY

Cumulative percentage of contracted UDA delivered 2017 & 2018



Adjusted Scheduled Activity (UDA)		
Month	2017	2018
April	21	15
May	28	91
June	29	110
July	76	171
August	144	262
September	192	299
October	229	
November	275	
December	289	
January	329	
February	366	
March	439	
April	468	
May	468	
June	468	

QUALITY

	Quantity	Base Number	Contract	AT	Region	England
% of FP17s for the same patient ID Re-attending within 3 months - Children	11	156	7.1%	9.6%	11.4%	11.9%
% of FP17s for the same patient ID Re-attending within 3 months - Adults	7	73	9.6%	14.2%	15.7%	15.9%
% of FP17s for the same patient ID Re-attending between 3 & 9 months - Children	91	156	58.3%	61.6%	60.6%	58.1%
% of FP17s for the same patient ID Re-attending between 3 & 9 months - Adults	33	73	45.2%	52.4%	52.0%	50.6%
% of FP17s for Band 1 Urgent Courses	8	211	3.8%	8.1%	9.6%	9.1%
% of FP17s Relating to Free Repair or Replacements	0	211	0.0%	0.8%	0.7%	0.8%
% of FP17s Relating to Continuations	0	211	0.0%	1.2%	1.0%	1.1%
% of Patients satisfied with the dentistry they have received	1	1	N/A	92.1%	91.6%	91.4%
% of Patients satisfied with the time they had to wait for an appointment	1	1	N/A	88.8%	87.9%	87.7%

* This is based on patients treated on this contract for their most recent course of treatment. Figures in italics indicate the base number of FP17s or Patient Questionnaire responses are less than 100. N/A is shown where the base number of responses is less than 10 during the period. % is calculated as Quantity/Base number*100

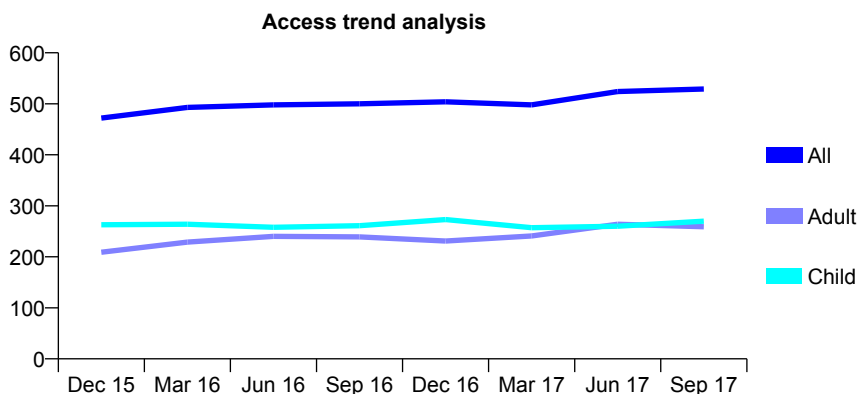
Q65 - Vital Signs At a Glance Contract Report for 158151/0001 - September 2017

Name or company name	The Dental Touch
Contract type name	GDS Contract
Purpose of contract	General
Contract start date	28/02/2011
Contract end date	

17/18 Contracted general activity (UDA)	1,156
Carry forward general activity (UDA)	-1
17/18 Contracted orthodontic activity (UOA)	0
Carry forward orthodontic activity (UOA)	0
Baseline contract value	£31,675.04

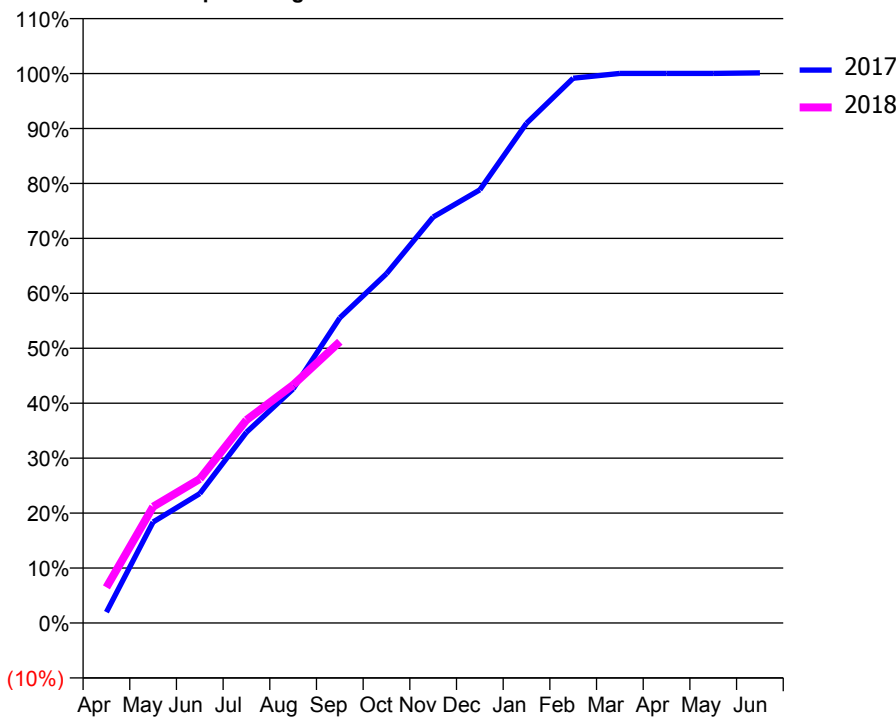
ACCESS*

Patients seen in 24 months	Total	Change since previous quarter
Quarter ending September 2016	500	
Quarter ending December 2016	504	→
Quarter ending March 2017	498	↓
Quarter ending June 2017	524	↑
Quarter ending September 2017	529	→
Variance since September 2016	5.8%	↑



ACTIVITY

Cumulative percentage of contracted UDA delivered 2017 & 2018



Adjusted Scheduled Activity (UDA)

Month	2017	2018
April	23	75
May	213	245
June	272	303
July	401	427
August	493	501
September	642	592
October	735	
November	854	
December	911	
January	1,051	
February	1,146	
March	1,156	
April	1,156	
May	1,156	
June	1,157	

QUALITY

	Quantity	Base Number	Contract	AT	Region	England
% of FP17s for the same patient ID Re-attending within 3 months - Children	18	256	7.0%	9.6%	11.4%	11.9%
% of FP17s for the same patient ID Re-attending within 3 months - Adults	6	115	5.2%	14.2%	15.7%	15.9%
% of FP17s for the same patient ID Re-attending between 3 & 9 months - Children	168	256	65.6%	61.6%	60.6%	58.1%
% of FP17s for the same patient ID Re-attending between 3 & 9 months - Adults	41	115	35.7%	52.4%	52.0%	50.6%
% of FP17s for Band 1 Urgent Courses	14	370	3.8%	8.1%	9.6%	9.1%
% of FP17s Relating to Free Repair or Replacements	0	370	0.0%	0.8%	0.7%	0.8%
% of FP17s Relating to Continuations	1	370	0.3%	1.2%	1.0%	1.1%
% of Patients satisfied with the dentistry they have received	0	0	N/A	92.1%	91.6%	91.4%
% of Patients satisfied with the time they had to wait for an appointment	0	0	N/A	88.8%	87.9%	87.7%

* This is based on patients treated on this contract for their most recent course of treatment. Figures in italics indicate the base number of FP17s or Patient Questionnaire responses are less than 100. N/A is shown where the base number of responses is less than 10 during the period. % is calculated as Quantity/Base number*100

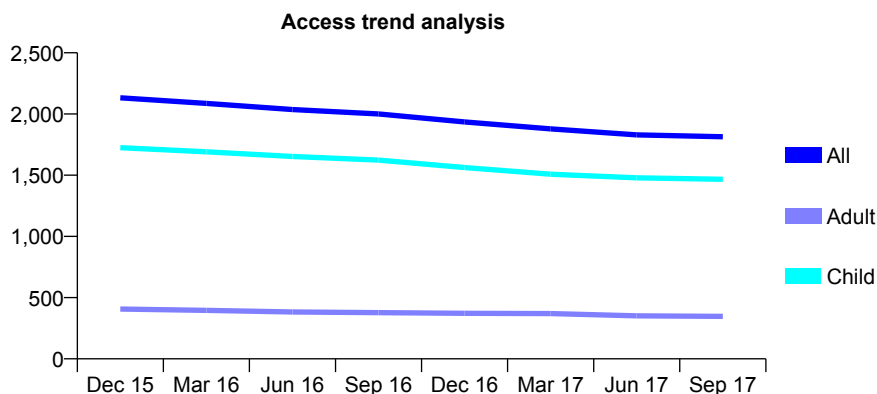
Q65 - Vital Signs At a Glance Contract Report for 159808/0001 - September 2017

Name or company name	Redland Dental Practice
Contract type name	GDS Contract
Purpose of contract	General
Contract start date	01/04/2006
Contract end date	

17/18 Contracted general activity (UDA)	5,000
Carry forward general activity (UDA)	0
17/18 Contracted orthodontic activity (UOA)	0
Carry forward orthodontic activity (UOA)	0
Baseline contract value	£124,812.30

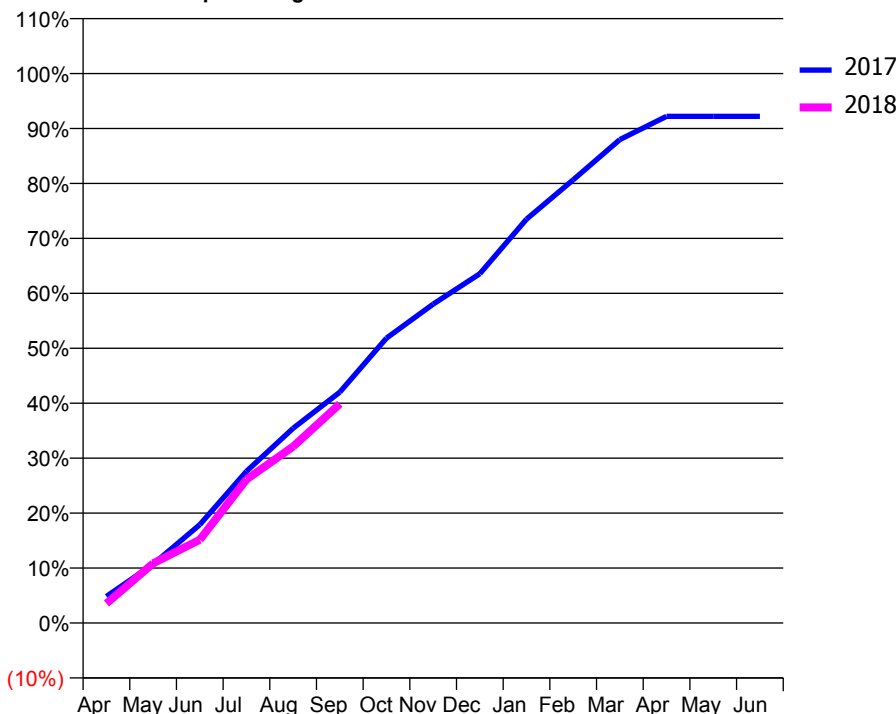
ACCESS*

Patients seen in 24 months	Total	Change since previous quarter
Quarter ending September 2016	2,001	
Quarter ending December 2016	1,935	↓
Quarter ending March 2017	1,878	↓
Quarter ending June 2017	1,830	↓
Quarter ending September 2017	1,814	→
Variance since September 2016	(9.3%)	↓



ACTIVITY

Cumulative percentage of contracted UDA delivered 2017 & 2018



Adjusted Scheduled Activity (UDA)

Month	2017	2018
April	242	178
May	536	543
June	895	758
July	1,380	1,307
August	1,772	1,606
September	2,101	1,994
October	2,592	
November	2,902	
December	3,179	
January	3,675	
February	4,032	
March	4,399	
April	4,610	
May	4,610	
June	4,610	

QUALITY

	Quantity	Base Number	Contract	AT	Region	England
% of FP17s for the same patient ID Re-attending within 3 months - Children	80	1,171	6.8%	9.6%	11.4%	11.9%
% of FP17s for the same patient ID Re-attending within 3 months - Adults	27	137	19.7%	14.2%	15.7%	15.9%
% of FP17s for the same patient ID Re-attending between 3 & 9 months - Children	727	1,171	62.1%	61.6%	60.6%	58.1%
% of FP17s for the same patient ID Re-attending between 3 & 9 months - Adults	75	137	54.7%	52.4%	52.0%	50.6%
% of FP17s for Band 1 Urgent Courses	43	1,217	3.5%	8.1%	9.6%	9.1%
% of FP17s Relating to Free Repair or Replacements	0	1,217	0.0%	0.8%	0.7%	0.8%
% of FP17s Relating to Continuations	9	1,217	0.7%	1.2%	1.0%	1.1%
% of Patients satisfied with the dentistry they have received	3	3	N/A	92.1%	91.6%	91.4%
% of Patients satisfied with the time they had to wait for an appointment	3	3	N/A	88.8%	87.9%	87.7%

* This is based on patients treated on this contract for their most recent course of treatment. Figures in italics indicate the base number of FP17s or Patient Questionnaire responses are less than 100. N/A is shown where the base number of responses is less than 10 during the period. % is calculated as Quantity/Base number*100

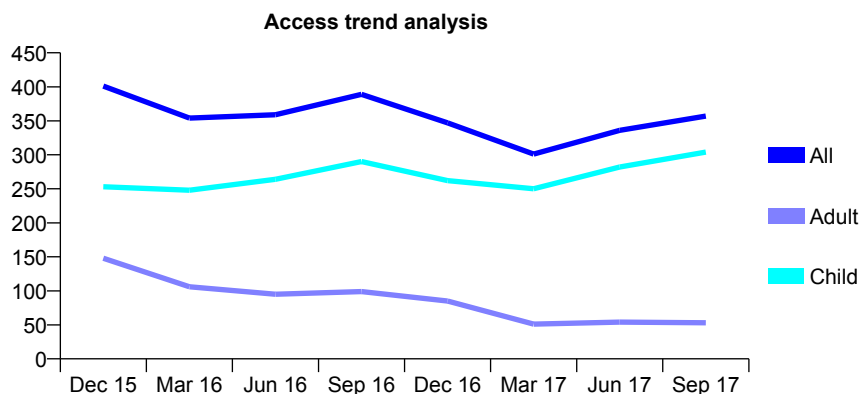
Q65 - Vital Signs At a Glance Contract Report for 161136/0001 - September 2017

Name or company name	Straight & Bright Dental LTD
Contract type name	PDS Contract
Purpose of contract	General and Orthodontic
Contract start date	01/04/2011
Contract end date	31/03/2021

17/18 Contracted general activity (UDA)	388
Carry forward general activity (UDA)	10
17/18 Contracted orthodontic activity (UOA)	6,957
Carry forward orthodontic activity (UOA)	0
Baseline contract value	£508,763.47

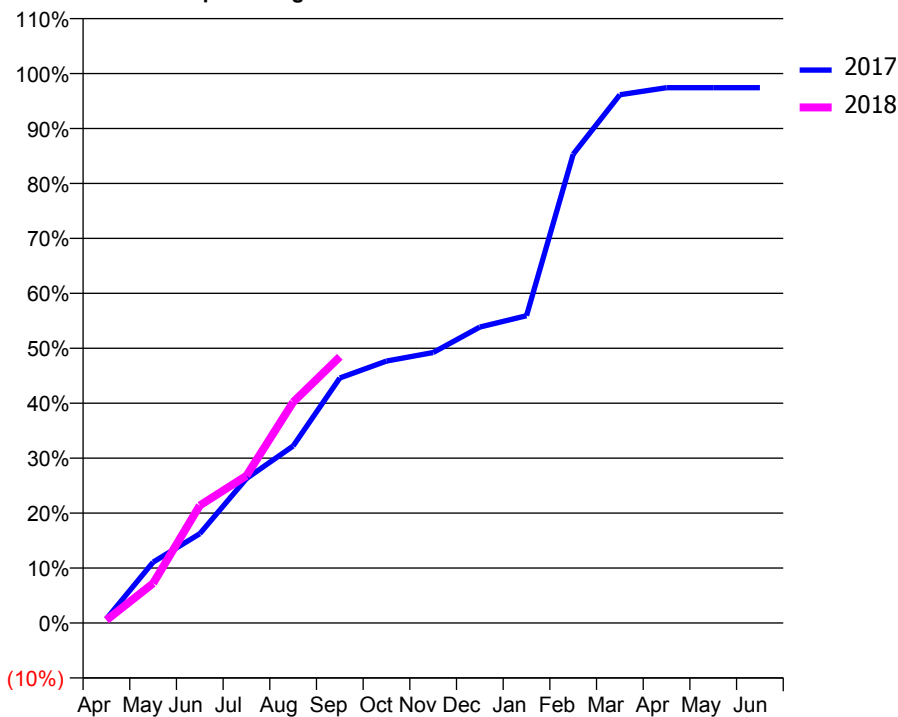
ACCESS*

Patients seen in 24 months	Total	Change since previous quarter
Quarter ending September 2016	389	
Quarter ending December 2016	347	↓
Quarter ending March 2017	301	↓
Quarter ending June 2017	336	↑
Quarter ending September 2017	357	↑
Variance since September 2016	(8.2%)	↓



ACTIVITY

Cumulative percentage of contracted UDA delivered 2017 & 2018



Month	Adjusted Scheduled Activity (UDA)	
	2017	2018
April	3	2
May	43	28
June	63	83
July	102	104
August	125	156
September	173	188
October	185	
November	191	
December	209	
January	217	
February	331	
March	373	
April	378	
May	378	
June	378	

QUALITY

	Quantity	Base Number	Contract	AT	Region	England
% of FP17s for the same patient ID Re-attending within 3 months - Children	43	759	5.7%	9.6%	11.4%	11.9%
% of FP17s for the same patient ID Re-attending within 3 months - Adults	0	22	0.0%	14.2%	15.7%	15.9%
% of FP17s for the same patient ID Re-attending between 3 & 9 months - Children	38	759	5.0%	61.6%	60.6%	58.1%
% of FP17s for the same patient ID Re-attending between 3 & 9 months - Adults	2	22	9.1%	52.4%	52.0%	50.6%
% of FP17s for Band 1 Urgent Courses	0	112	0.0%	8.1%	9.6%	9.1%
% of FP17s Relating to Free Repair or Replacements	0	112	0.0%	0.8%	0.7%	0.8%
% of FP17s Relating to Continuations	0	112	0.0%	1.2%	1.0%	1.1%
% of Patients satisfied with the dentistry they have received	0	0	N/A	92.1%	91.6%	91.4%
% of Patients satisfied with the time they had to wait for an appointment	0	0	N/A	88.8%	87.9%	87.7%

* This is based on patients treated on this contract for their most recent course of treatment. Figures in italics indicate the base number of FP17s or Patient Questionnaire responses are less than 100. N/A is shown where the base number of responses is less than 10 during the period. % is calculated as Quantity/Base number*100

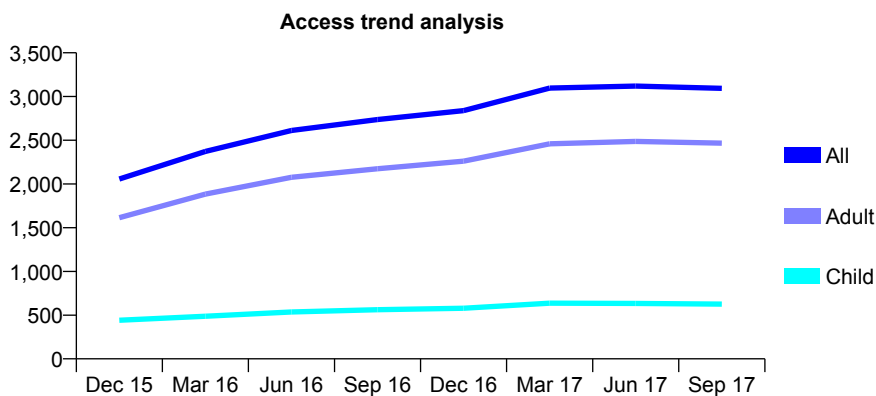
Q65 - Vital Signs At a Glance Contract Report for 162493/0001 - September 2017

Name or company name	Honeycomb Dental Clinic
Contract type name	GDS Contract
Purpose of contract	General
Contract start date	01/03/2015
Contract end date	

17/18 Contracted general activity (UDA)	11,478
Carry forward general activity (UDA)	226
17/18 Contracted orthodontic activity (UOA)	0
Carry forward orthodontic activity (UOA)	0
Baseline contract value	£255,514.79

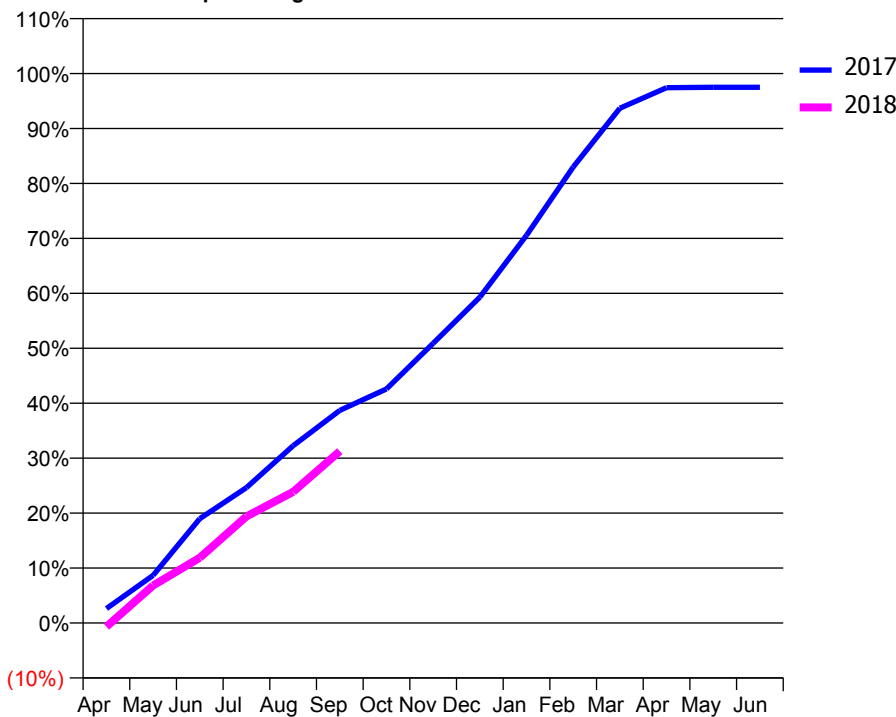
ACCESS*

Patients seen in 24 months	Total	Change since previous quarter
Quarter ending September 2016	2,736	
Quarter ending December 2016	2,839	↑
Quarter ending March 2017	3,096	↑
Quarter ending June 2017	3,120	→
Quarter ending September 2017	3,093	→
Variance since September 2016	13.0%	↑



ACTIVITY

Cumulative percentage of contracted UDA delivered 2017 & 2018



Month	Adjusted Scheduled Activity (UDA)	
	2017	2018
April	237	-81
May	778	784
June	1,704	1,363
July	2,212	2,228
August	2,897	2,741
September	3,474	3,588
October	3,826	
November	4,571	
December	5,323	
January	6,335	
February	7,451	
March	8,411	
April	8,747	
May	8,752	
June	8,752	

QUALITY

	Quantity	Base Number	Contract	AT	Region	England
% of FP17s for the same patient ID Re-attending within 3 months - Children	25	468	5.3%	9.6%	11.4%	11.9%
% of FP17s for the same patient ID Re-attending within 3 months - Adults	257	1,656	15.5%	14.2%	15.7%	15.9%
% of FP17s for the same patient ID Re-attending between 3 & 9 months - Children	306	468	65.4%	61.6%	60.6%	58.1%
% of FP17s for the same patient ID Re-attending between 3 & 9 months - Adults	970	1,656	58.6%	52.4%	52.0%	50.6%
% of FP17s for Band 1 Urgent Courses	152	1,981	7.7%	8.1%	9.6%	9.1%
% of FP17s Relating to Free Repair or Replacements	36	1,981	1.8%	0.8%	0.7%	0.8%
% of FP17s Relating to Continuations	2	1,981	0.1%	1.2%	1.0%	1.1%
% of Patients satisfied with the dentistry they have received	5	6	N/A	92.1%	91.6%	91.4%
% of Patients satisfied with the time they had to wait for an appointment	4	6	N/A	88.8%	87.9%	87.7%

* This is based on patients treated on this contract for their most recent course of treatment. Figures in italics indicate the base number of FP17s or Patient Questionnaire responses are less than 100. N/A is shown where the base number of responses is less than 10 during the period. % is calculated as Quantity/Base number*100

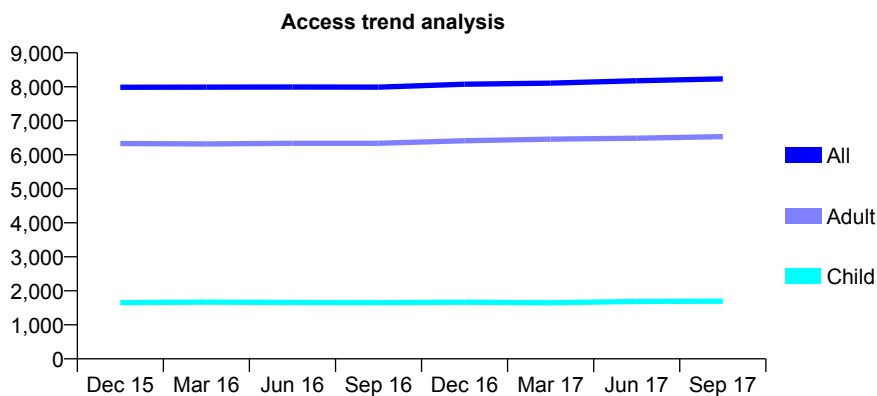
Q65 - Vital Signs At a Glance Contract Report for 163341/0001 - September 2017

Name or company name	The Ile Dental Centre Ltd
Contract type name	GDS Contract
Purpose of contract	General
Contract start date	01/05/2012
Contract end date	

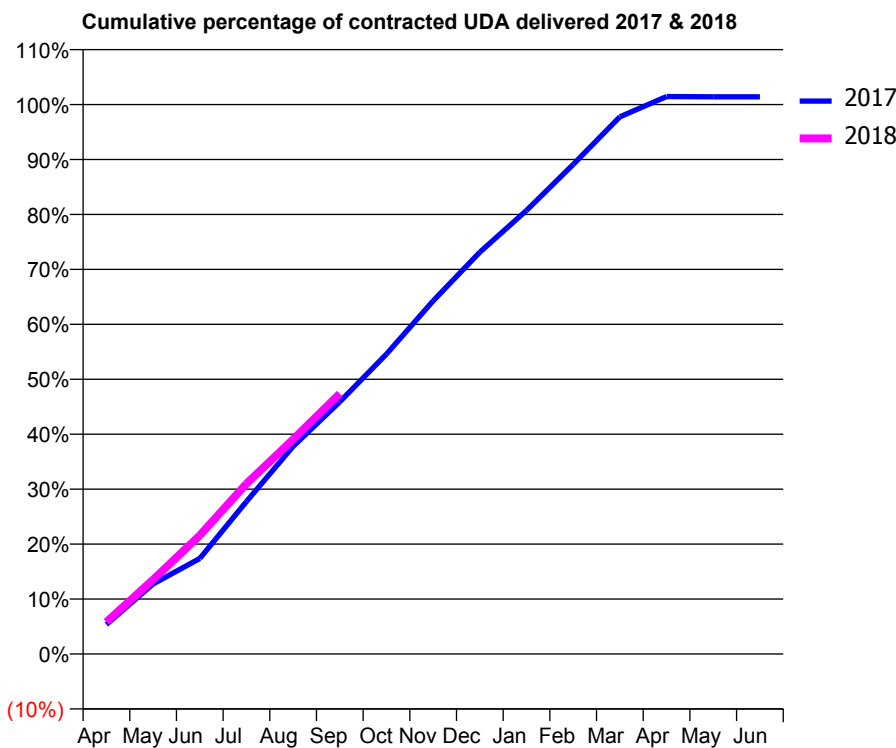
17/18 Contracted general activity (UDA)	23,500
Carry forward general activity (UDA)	-331
17/18 Contracted orthodontic activity (UOA)	0
Carry forward orthodontic activity (UOA)	0
Baseline contract value	£529,776.56

ACCESS*

Patients seen in 24 months	Total	Change since previous quarter
Quarter ending September 2016	7,992	
Quarter ending December 2016	8,078	→
Quarter ending March 2017	8,108	→
Quarter ending June 2017	8,178	→
Quarter ending September 2017	8,232	→
Variance since September 2016	3.0%	↑



ACTIVITY



Month	Adjusted Scheduled Activity (UDA)	
	2017	2018
April	1,264	1,370
May	2,994	3,180
June	4,089	5,073
July	6,524	7,287
August	8,884	9,179
September	10,789	11,134
October	12,829	
November	15,106	
December	17,187	
January	18,969	
February	20,940	
March	22,972	
April	23,842	
May	23,831	
June	23,831	

QUALITY

	Quantity	Base Number	Contract	AT	Region	England
% of FP17s for the same patient ID Re-attending within 3 months - Children	121	1,458	8.3%	9.6%	11.4%	11.9%
% of FP17s for the same patient ID Re-attending within 3 months - Adults	834	5,080	16.4%	14.2%	15.7%	15.9%
% of FP17s for the same patient ID Re-attending between 3 & 9 months - Children	979	1,458	67.1%	61.6%	60.6%	58.1%
% of FP17s for the same patient ID Re-attending between 3 & 9 months - Adults	2,784	5,080	54.8%	52.4%	52.0%	50.6%
% of FP17s for Band 1 Urgent Courses	436	6,088	7.2%	8.1%	9.6%	9.1%
% of FP17s Relating to Free Repair or Replacements	80	6,088	1.3%	0.8%	0.7%	0.8%
% of FP17s Relating to Continuations	94	6,088	1.5%	1.2%	1.0%	1.1%
% of Patients satisfied with the dentistry they have received	19	20	95.0%	92.1%	91.6%	91.4%
% of Patients satisfied with the time they had to wait for an appointment	20	20	100.0%	88.8%	87.9%	87.7%

* This is based on patients treated on this contract for their most recent course of treatment. Figures in italics indicate the base number of FP17s or Patient Questionnaire responses are less than 100. N/A is shown where the base number of responses is less than 10 during the period. % is calculated as Quantity/Base number*100

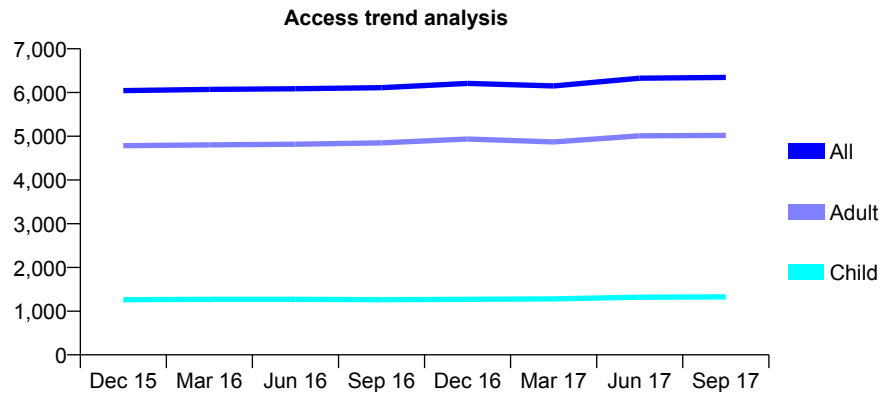
Q65 - Vital Signs At a Glance Contract Report for 163341/0002 - September 2017

Name or company name	The Ile Dental Centre Ltd
Contract type name	GDS Contract
Purpose of contract	General
Contract start date	01/05/2012
Contract end date	

17/18 Contracted general activity (UDA)	18,675
Carry forward general activity (UDA)	0
17/18 Contracted orthodontic activity (UOA)	0
Carry forward orthodontic activity (UOA)	0
Baseline contract value	£476,885.76

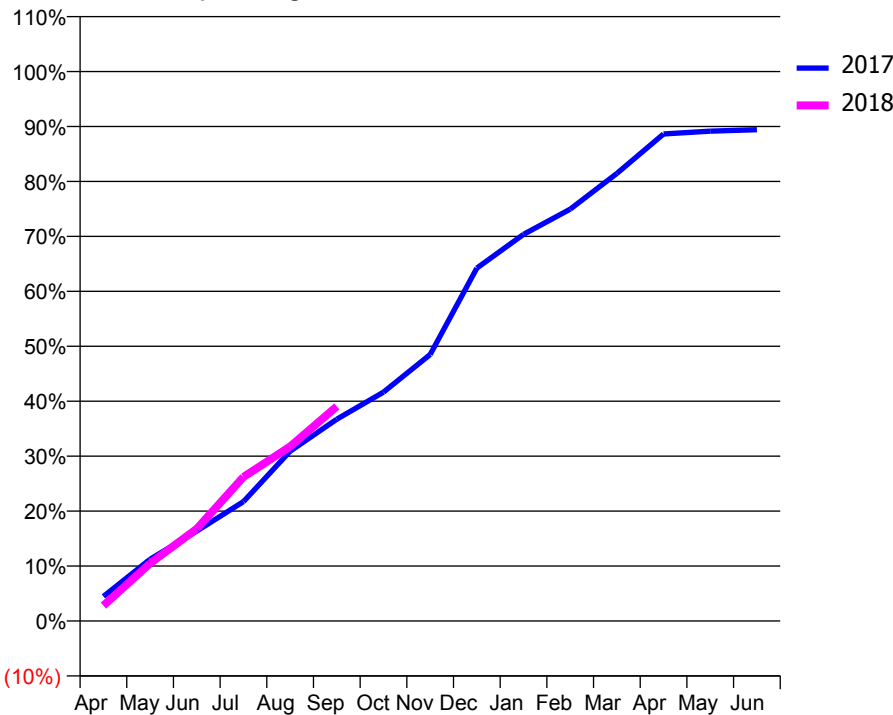
ACCESS*

Patients seen in 24 months	Total	Change since previous quarter
Quarter ending September 2016	6,110	
Quarter ending December 2016	6,207	→
Quarter ending March 2017	6,150	→
Quarter ending June 2017	6,328	↑
Quarter ending September 2017	6,345	→
Variance since September 2016	3.8%	↑



ACTIVITY

Cumulative percentage of contracted UDA delivered 2017 & 2018



Month	Adjusted Scheduled Activity (UDA)	
	2017	2018
April	834	523
May	2,102	1,958
June	3,057	3,136
July	4,057	4,896
August	5,773	5,929
September	6,860	7,294
October	7,780	
November	9,059	
December	11,991	
January	13,138	
February	13,999	
March	15,209	
April	16,553	
May	16,646	
June	16,697	

QUALITY

	Quantity	Base Number	Contract	AT	Region	England
% of FP17s for the same patient ID Re-attending within 3 months - Children	75	1,133	6.6%	9.6%	11.4%	11.9%
% of FP17s for the same patient ID Re-attending within 3 months - Adults	656	4,194	15.6%	14.2%	15.7%	15.9%
% of FP17s for the same patient ID Re-attending between 3 & 9 months - Children	747	1,133	65.9%	61.6%	60.6%	58.1%
% of FP17s for the same patient ID Re-attending between 3 & 9 months - Adults	2,449	4,194	58.4%	52.4%	52.0%	50.6%
% of FP17s for Band 1 Urgent Courses	474	4,339	10.9%	8.1%	9.6%	9.1%
% of FP17s Relating to Free Repair or Replacements	42	4,339	1.0%	0.8%	0.7%	0.8%
% of FP17s Relating to Continuations	8	4,339	0.2%	1.2%	1.0%	1.1%
% of Patients satisfied with the dentistry they have received	25	28	89.3%	92.1%	91.6%	91.4%
% of Patients satisfied with the time they had to wait for an appointment	26	28	92.9%	88.8%	87.9%	87.7%

* This is based on patients treated on this contract for their most recent course of treatment. Figures in italics indicate the base number of FP17s or Patient Questionnaire responses are less than 100. N/A is shown where the base number of responses is less than 10 during the period. % is calculated as Quantity/Base number*100

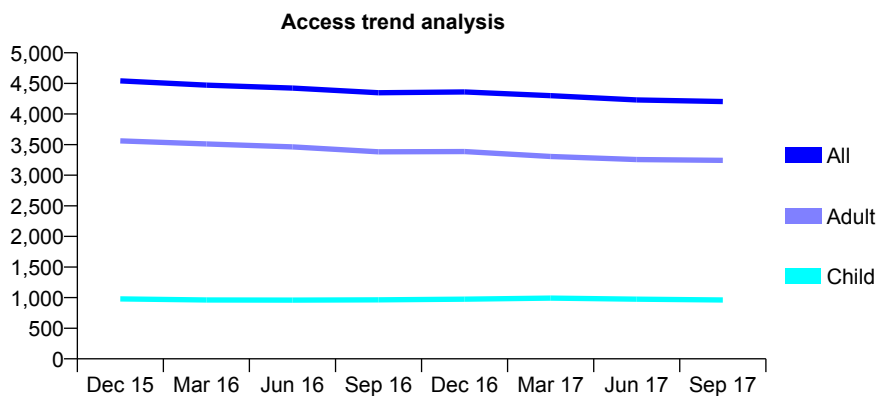
Q65 - Vital Signs At a Glance Contract Report for 163341/0003 - September 2017

Name or company name	The Ile Dental Centre Ltd
Contract type name	GDS Contract
Purpose of contract	General
Contract start date	01/05/2012
Contract end date	

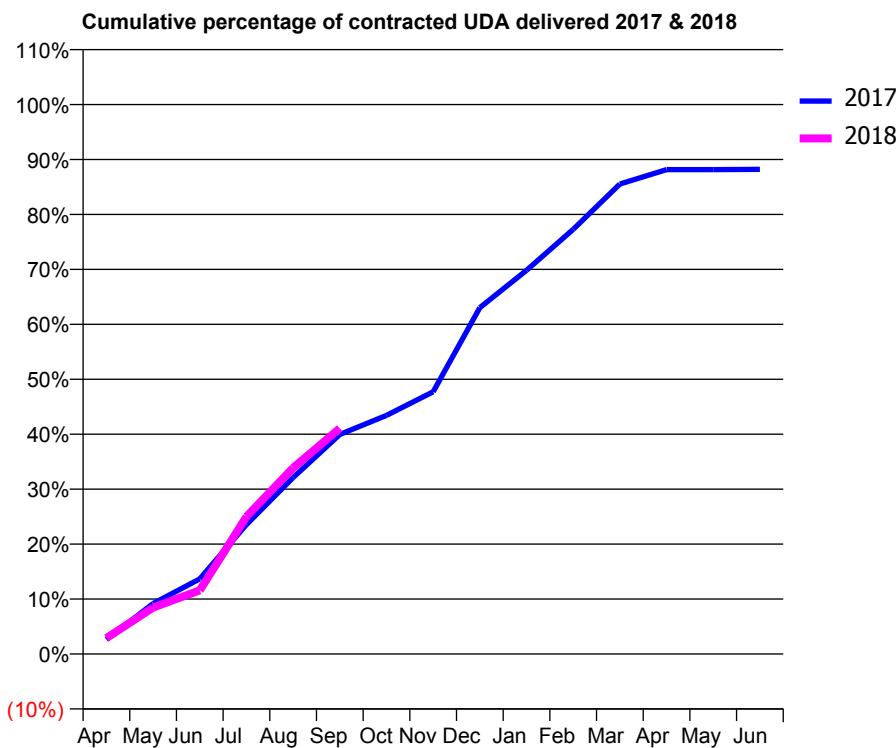
17/18 Contracted general activity (UDA)	14,000
Carry forward general activity (UDA)	0
17/18 Contracted orthodontic activity (UOA)	0
Carry forward orthodontic activity (UOA)	0
Baseline contract value	£357,631.12

ACCESS*

Patients seen in 24 months	Total	Change since previous quarter
Quarter ending September 2016	4,347	
Quarter ending December 2016	4,361	→
Quarter ending March 2017	4,299	↓
Quarter ending June 2017	4,230	↓
Quarter ending September 2017	4,203	→
Variance since September 2016	(3.3%)	↓



ACTIVITY



Month	Adjusted Scheduled Activity (UDA)	
	2017	2018
April	367	407
May	1,285	1,184
June	1,913	1,622
July	3,298	3,501
August	4,495	4,744
September	5,592	5,748
October	6,081	
November	6,682	
December	8,824	
January	9,777	
February	10,821	
March	11,972	
April	12,342	
May	12,341	
June	12,347	

QUALITY

	Quantity	Base Number	Contract	AT	Region	England
% of FP17s for the same patient ID Re-attending within 3 months - Children	79	722	10.9%	9.6%	11.4%	11.9%
% of FP17s for the same patient ID Re-attending within 3 months - Adults	413	2,437	16.9%	14.2%	15.7%	15.9%
% of FP17s for the same patient ID Re-attending between 3 & 9 months - Children	445	722	61.6%	61.6%	60.6%	58.1%
% of FP17s for the same patient ID Re-attending between 3 & 9 months - Adults	1,453	2,437	59.6%	52.4%	52.0%	50.6%
% of FP17s for Band 1 Urgent Courses	318	2,939	10.8%	8.1%	9.6%	9.1%
% of FP17s Relating to Free Repair or Replacements	14	2,939	0.5%	0.8%	0.7%	0.8%
% of FP17s Relating to Continuations	37	2,939	1.3%	1.2%	1.0%	1.1%
% of Patients satisfied with the dentistry they have received	12	14	85.7%	92.1%	91.6%	91.4%
% of Patients satisfied with the time they had to wait for an appointment	13	14	92.9%	88.8%	87.9%	87.7%

* This is based on patients treated on this contract for their most recent course of treatment. Figures in italics indicate the base number of FP17s or Patient Questionnaire responses are less than 100. N/A is shown where the base number of responses is less than 10 during the period. % is calculated as Quantity/Base number*100

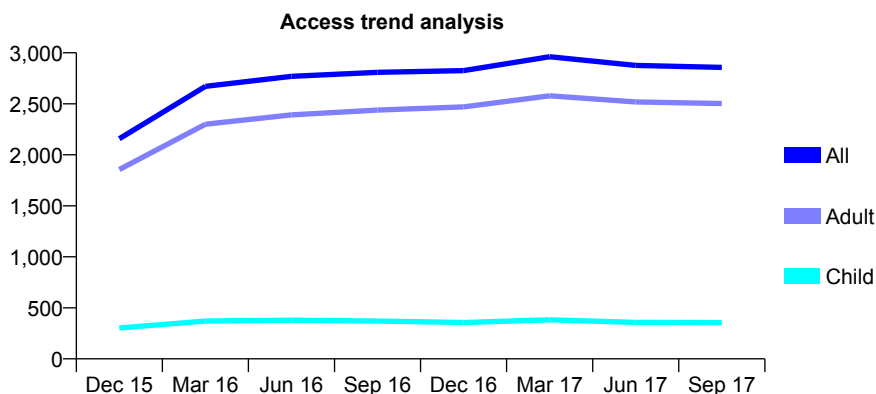
Q65 - Vital Signs At a Glance Contract Report for 165573/0001 - September 2017

Name or company name	Dentaz Limited
Contract type name	GDS Contract
Purpose of contract	General
Contract start date	01/04/2015
Contract end date	

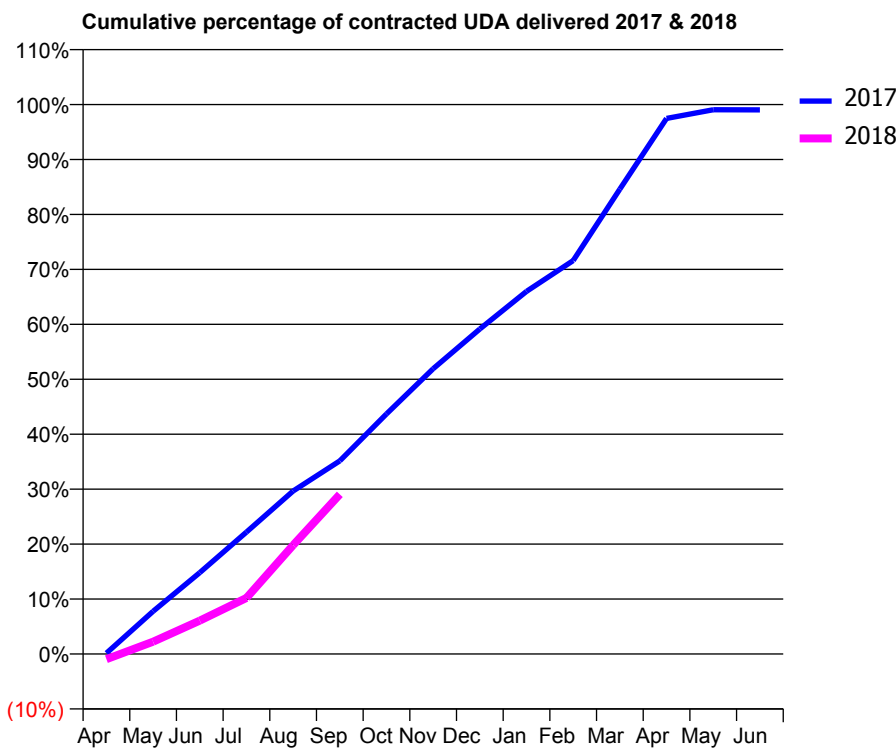
17/18 Contracted general activity (UDA)	9,500
Carry forward general activity (UDA)	92
17/18 Contracted orthodontic activity (UOA)	0
Carry forward orthodontic activity (UOA)	0
Baseline contract value	£237,327.39

ACCESS*

Patients seen in 24 months	Total	Change since previous quarter
Quarter ending September 2016	2,808	
Quarter ending December 2016	2,826	→
Quarter ending March 2017	2,962	↑
Quarter ending June 2017	2,876	↓
Quarter ending September 2017	2,857	→
Variance since September 2016	1.7%	→



ACTIVITY



Month	Adjusted Scheduled Activity (UDA)	
	2017	2018
April	16	-92
May	738	213
June	1,408	578
July	2,109	969
August	2,819	1,881
September	3,338	2,761
October	4,151	
November	4,931	
December	5,619	
January	6,270	
February	6,802	
March	8,037	
April	9,259	
May	9,409	
June	9,408	

QUALITY

	Quantity	Base Number	Contract	AT	Region	England
% of FP17s for the same patient ID Re-attending within 3 months - Children	7	242	2.9%	9.6%	11.4%	11.9%
% of FP17s for the same patient ID Re-attending within 3 months - Adults	176	1,644	10.7%	14.2%	15.7%	15.9%
% of FP17s for the same patient ID Re-attending between 3 & 9 months - Children	164	242	67.8%	61.6%	60.6%	58.1%
% of FP17s for the same patient ID Re-attending between 3 & 9 months - Adults	845	1,644	51.4%	52.4%	52.0%	50.6%
% of FP17s for Band 1 Urgent Courses	60	1,325	4.5%	8.1%	9.6%	9.1%
% of FP17s Relating to Free Repair or Replacements	5	1,325	0.4%	0.8%	0.7%	0.8%
% of FP17s Relating to Continuations	8	1,325	0.6%	1.2%	1.0%	1.1%
% of Patients satisfied with the dentistry they have received	74	84	88.1%	92.1%	91.6%	91.4%
% of Patients satisfied with the time they had to wait for an appointment	72	84	85.7%	88.8%	87.9%	87.7%

* This is based on patients treated on this contract for their most recent course of treatment. Figures in italics indicate the base number of FP17s or Patient Questionnaire responses are less than 100. N/A is shown where the base number of responses is less than 10 during the period. % is calculated as Quantity/Base number*100

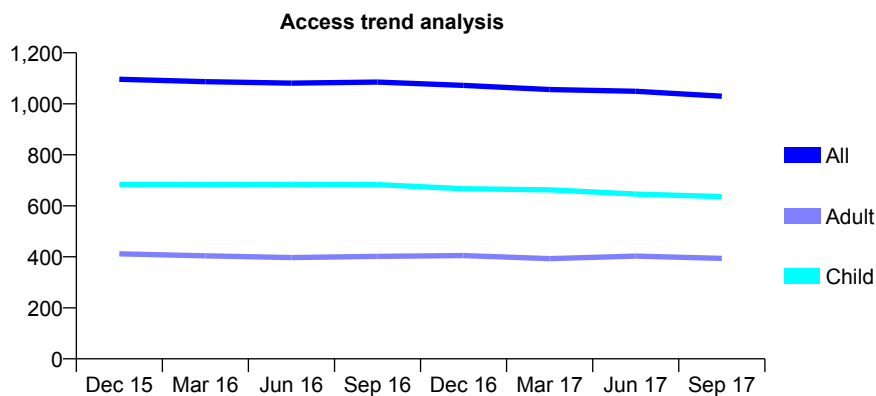
Q65 - Vital Signs At a Glance Contract Report for 167991/0001 - September 2017

Name or company name	Bridge Street Dental Centre
Contract type name	GDS Contract
Purpose of contract	General
Contract start date	01/04/2009
Contract end date	

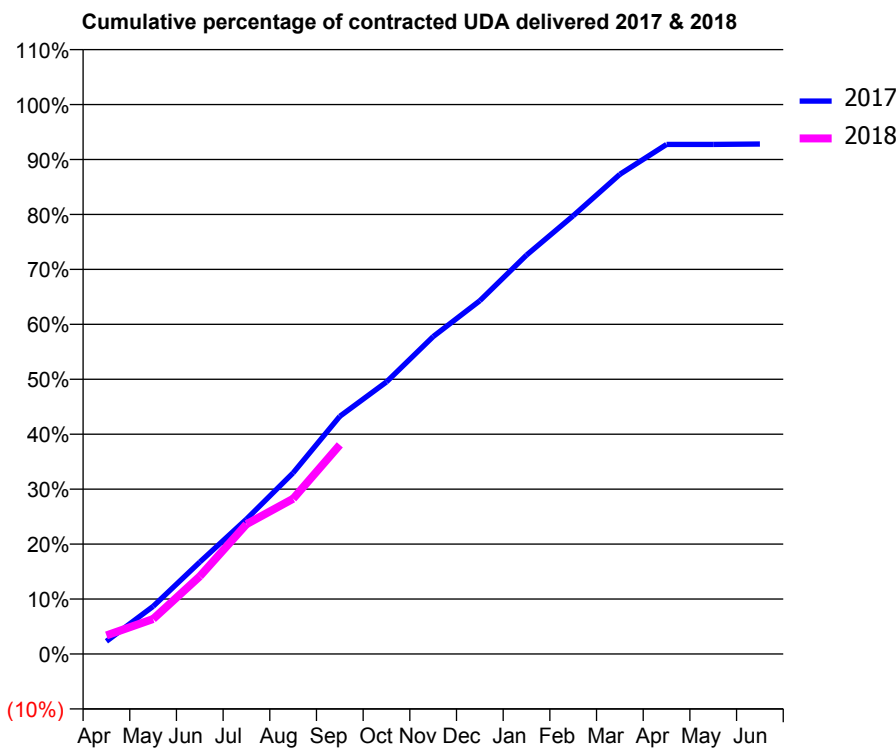
17/18 Contracted general activity (UDA)	2,675
Carry forward general activity (UDA)	0
17/18 Contracted orthodontic activity (UOA)	0
Carry forward orthodontic activity (UOA)	0
Baseline contract value	£58,037.57

ACCESS*

Patients seen in 24 months	Total	Change since previous quarter
Quarter ending September 2016	1,085	
Quarter ending December 2016	1,072	↓
Quarter ending March 2017	1,056	↓
Quarter ending June 2017	1,049	→
Quarter ending September 2017	1,030	↓
Variance since September 2016	(5.1%)	↓



ACTIVITY



Month	Adjusted Scheduled Activity (UDA)	
	2017	2018
April	62	90
May	232	171
June	447	378
July	657	632
August	882	756
September	1,157	1,018
October	1,325	
November	1,545	
December	1,720	
January	1,942	
February	2,133	
March	2,336	
April	2,481	
May	2,481	
June	2,483	

QUALITY

	Quantity	Base Number	Contract	AT	Region	England
% of FP17s for the same patient ID Re-attending within 3 months - Children	39	497	7.8%	9.6%	11.4%	11.9%
% of FP17s for the same patient ID Re-attending within 3 months - Adults	30	243	12.3%	14.2%	15.7%	15.9%
% of FP17s for the same patient ID Re-attending between 3 & 9 months - Children	307	497	61.8%	61.6%	60.6%	58.1%
% of FP17s for the same patient ID Re-attending between 3 & 9 months - Adults	148	243	60.9%	52.4%	52.0%	50.6%
% of FP17s for Band 1 Urgent Courses	10	657	1.5%	8.1%	9.6%	9.1%
% of FP17s Relating to Free Repair or Replacements	0	657	0.0%	0.8%	0.7%	0.8%
% of FP17s Relating to Continuations	0	657	0.0%	1.2%	1.0%	1.1%
% of Patients satisfied with the dentistry they have received	0	0	N/A	92.1%	91.6%	91.4%
% of Patients satisfied with the time they had to wait for an appointment	0	0	N/A	88.8%	87.9%	87.7%

* This is based on patients treated on this contract for their most recent course of treatment. Figures in italics indicate the base number of FP17s or Patient Questionnaire responses are less than 100. N/A is shown where the base number of responses is less than 10 during the period. % is calculated as Quantity/Base number*100

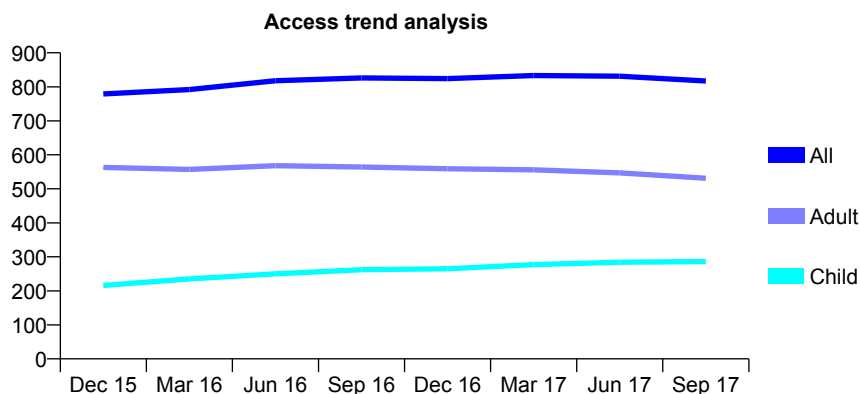
Q65 - Vital Signs At a Glance Contract Report for 170089/0001 - September 2017

Name or company name	Your Dentist Limited
Contract type name	GDS Contract
Purpose of contract	General
Contract start date	01/04/2011
Contract end date	

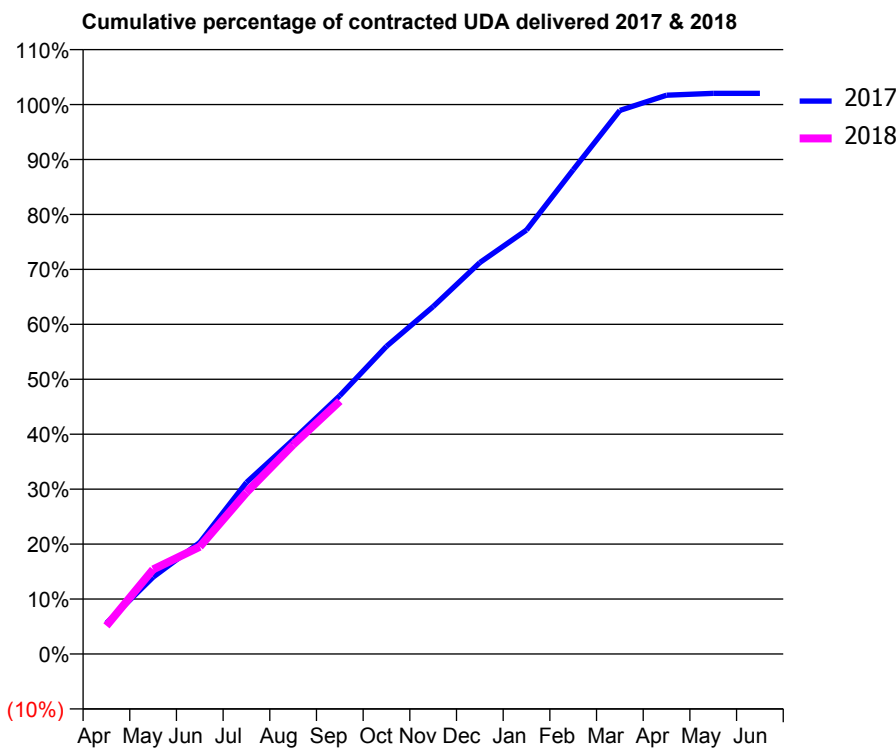
17/18 Contracted general activity (UDA)	2,527
Carry forward general activity (UDA)	-51
17/18 Contracted orthodontic activity (UOA)	0
Carry forward orthodontic activity (UOA)	0
Baseline contract value	£73,340.08

ACCESS*

Patients seen in 24 months	Total	Change since previous quarter
Quarter ending September 2016	826	
Quarter ending December 2016	824	→
Quarter ending March 2017	833	→
Quarter ending June 2017	831	→
Quarter ending September 2017	817	↓
Variance since September 2016	(1.1%)	↓



ACTIVITY



Month	Adjusted Scheduled Activity (UDA)	
	2017	2018
April	142	129
May	354	389
June	513	493
July	789	743
August	985	963
September	1,188	1,163
October	1,415	
November	1,598	
December	1,800	
January	1,950	
February	2,227	
March	2,500	
April	2,570	
May	2,579	
June	2,579	

QUALITY

	Quantity	Base Number	Contract	AT	Region	England
% of FP17s for the same patient ID Re-attending within 3 months - Children	15	206	7.3%	9.6%	11.4%	11.9%
% of FP17s for the same patient ID Re-attending within 3 months - Adults	48	285	16.8%	14.2%	15.7%	15.9%
% of FP17s for the same patient ID Re-attending between 3 & 9 months - Children	106	206	51.5%	61.6%	60.6%	58.1%
% of FP17s for the same patient ID Re-attending between 3 & 9 months - Adults	137	285	48.1%	52.4%	52.0%	50.6%
% of FP17s for Band 1 Urgent Courses	14	461	3.0%	8.1%	9.6%	9.1%
% of FP17s Relating to Free Repair or Replacements	0	461	0.0%	0.8%	0.7%	0.8%
% of FP17s Relating to Continuations	0	461	0.0%	1.2%	1.0%	1.1%
% of Patients satisfied with the dentistry they have received	1	1	N/A	92.1%	91.6%	91.4%
% of Patients satisfied with the time they had to wait for an appointment	1	1	N/A	88.8%	87.9%	87.7%

* This is based on patients treated on this contract for their most recent course of treatment. Figures in italics indicate the base number of FP17s or Patient Questionnaire responses are less than 100. N/A is shown where the base number of responses is less than 10 during the period. % is calculated as Quantity/Base number*100

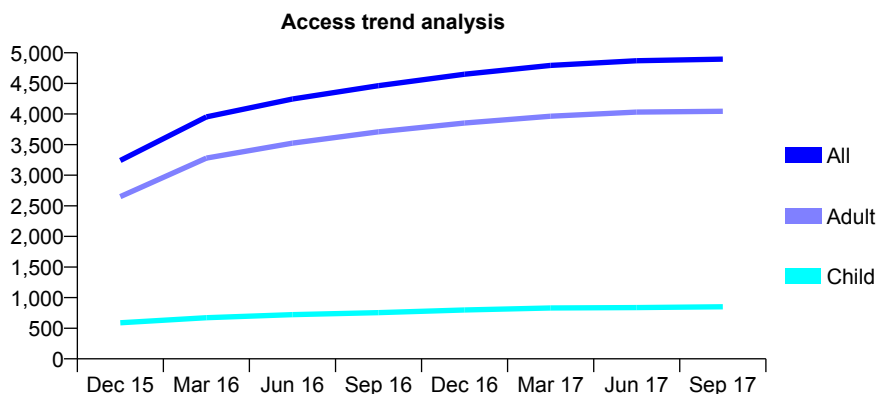
Q65 - Vital Signs At a Glance Contract Report for 172081/0001 - September 2017

Name or company name	Hounds Road Dental Practice Partnership
Contract type name	GDS Contract
Purpose of contract	General
Contract start date	01/06/2015
Contract end date	

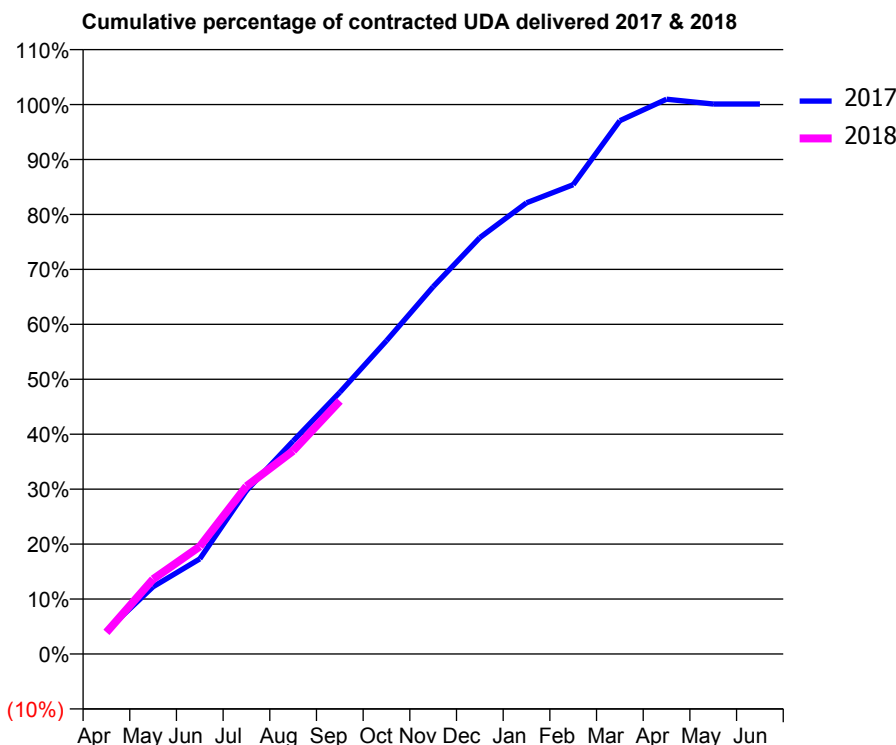
17/18 Contracted general activity (UDA)	12,406
Carry forward general activity (UDA)	-12
17/18 Contracted orthodontic activity (UOA)	0
Carry forward orthodontic activity (UOA)	0
Baseline contract value	£282,610.27

ACCESS*

Patients seen in 24 months	Total	Change since previous quarter
Quarter ending September 2016	4,463	
Quarter ending December 2016	4,651	↑
Quarter ending March 2017	4,794	↑
Quarter ending June 2017	4,870	→
Quarter ending September 2017	4,896	→
Variance since September 2016	9.7%	↑



ACTIVITY



Month	Adjusted Scheduled Activity (UDA)	
	2017	2018
April	523	489
May	1,520	1,692
June	2,149	2,427
July	3,689	3,788
August	4,809	4,588
September	5,907	5,712
October	7,072	
November	8,292	
December	9,399	
January	10,186	
February	10,594	
March	12,041	
April	12,527	
May	12,417	
June	12,418	

QUALITY

	Quantity	Base Number	Contract	AT	Region	England
% of FP17s for the same patient ID Re-attending within 3 months - Children	44	678	6.5%	9.6%	11.4%	11.9%
% of FP17s for the same patient ID Re-attending within 3 months - Adults	321	2,805	11.4%	14.2%	15.7%	15.9%
% of FP17s for the same patient ID Re-attending between 3 & 9 months - Children	444	678	65.5%	61.6%	60.6%	58.1%
% of FP17s for the same patient ID Re-attending between 3 & 9 months - Adults	1,509	2,805	53.8%	52.4%	52.0%	50.6%
% of FP17s for Band 1 Urgent Courses	269	3,230	8.3%	8.1%	9.6%	9.1%
% of FP17s Relating to Free Repair or Replacements	22	3,230	0.7%	0.8%	0.7%	0.8%
% of FP17s Relating to Continuations	26	3,230	0.8%	1.2%	1.0%	1.1%
% of Patients satisfied with the dentistry they have received	23	23	100.0%	92.1%	91.6%	91.4%
% of Patients satisfied with the time they had to wait for an appointment	21	23	91.3%	88.8%	87.9%	87.7%

* This is based on patients treated on this contract for their most recent course of treatment. Figures in italics indicate the base number of FP17s or Patient Questionnaire responses are less than 100. N/A is shown where the base number of responses is less than 10 during the period. % is calculated as Quantity/Base number*100

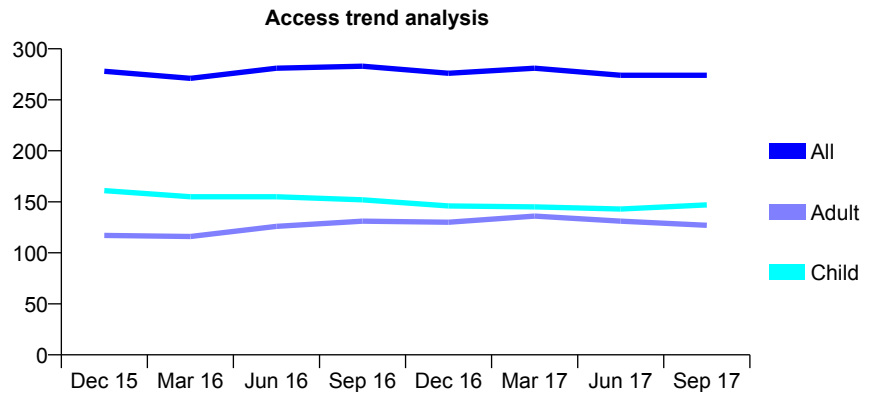
Q65 - Vital Signs At a Glance Contract Report for 172863/0001 - September 2017

Name or company name	Southwoods Dental Practice Ltd
Contract type name	GDS Contract
Purpose of contract	General
Contract start date	01/04/2010
Contract end date	

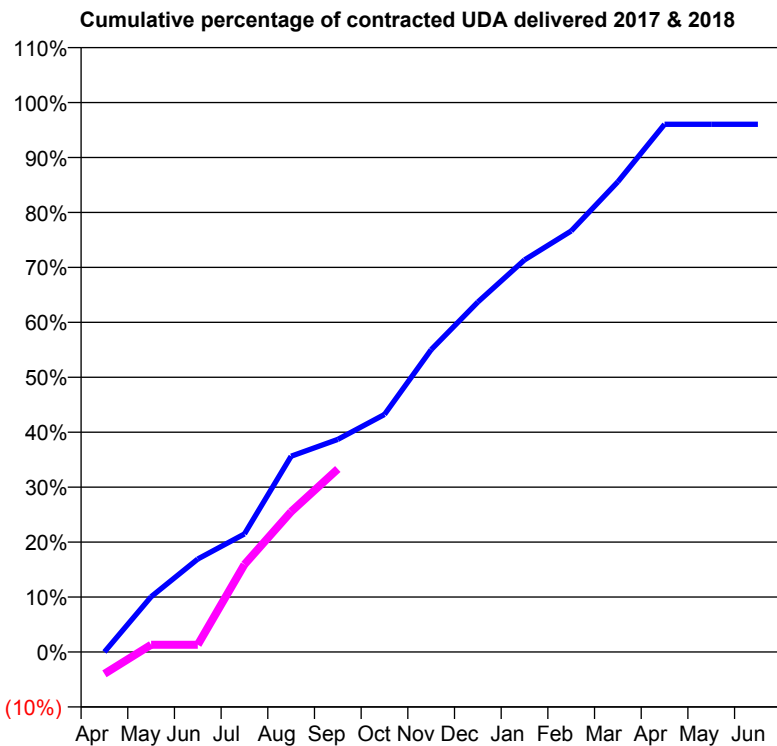
17/18 Contracted general activity (UDA)	750
Carry forward general activity (UDA)	30
17/18 Contracted orthodontic activity (UOA)	0
Carry forward orthodontic activity (UOA)	0
Baseline contract value	£19,292.33

ACCESS*

Patients seen in 24 months	Total	Change since previous quarter
Quarter ending September 2016	283	
Quarter ending December 2016	276	↓
Quarter ending March 2017	281	→
Quarter ending June 2017	274	↓
Quarter ending September 2017	274	→
Variance since September 2016	(3.2%)	↓



ACTIVITY



Adjusted Scheduled Activity (UDA)		
Month	2017	2018
April	0	-30
May	75	10
June	127	10
July	161	119
August	267	192
September	290	250
October	324	
November	413	
December	478	
January	535	
February	575	
March	642	
April	720	
May	720	
June	720	

QUALITY

	Quantity	Base Number	Contract	AT	Region	England
% of FP17s for the same patient ID Re-attending within 3 months - Children	12	119	10.1%	9.6%	11.4%	11.9%
% of FP17s for the same patient ID Re-attending within 3 months - Adults	13	91	14.3%	14.2%	15.7%	15.9%
% of FP17s for the same patient ID Re-attending between 3 & 9 months - Children	58	119	48.7%	61.6%	60.6%	58.1%
% of FP17s for the same patient ID Re-attending between 3 & 9 months - Adults	63	91	69.2%	52.4%	52.0%	50.6%
% of FP17s for Band 1 Urgent Courses	19	184	10.3%	8.1%	9.6%	9.1%
% of FP17s Relating to Free Repair or Replacements	0	184	0.0%	0.8%	0.7%	0.8%
% of FP17s Relating to Continuations	0	184	0.0%	1.2%	1.0%	1.1%
% of Patients satisfied with the dentistry they have received	0	0	N/A	92.1%	91.6%	91.4%
% of Patients satisfied with the time they had to wait for an appointment	0	0	N/A	88.8%	87.9%	87.7%

* This is based on patients treated on this contract for their most recent course of treatment. Figures in italics indicate the base number of FP17s or Patient Questionnaire responses are less than 100. N/A is shown where the base number of responses is less than 10 during the period. % is calculated as Quantity/Base number*100

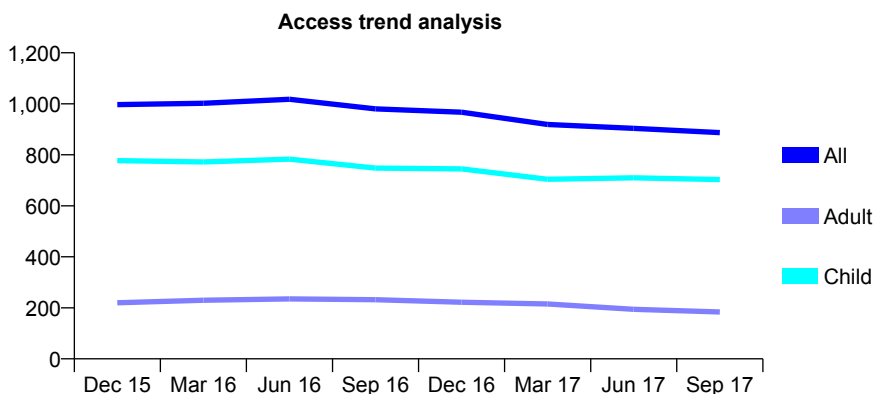
Q65 - Vital Signs At a Glance Contract Report for 176710/0001 - September 2017

Name or company name	Q Dental Care Limited
Contract type name	PDS Contract
Purpose of contract	General and Orthodontic
Contract start date	01/04/2008
Contract end date	31/03/2018

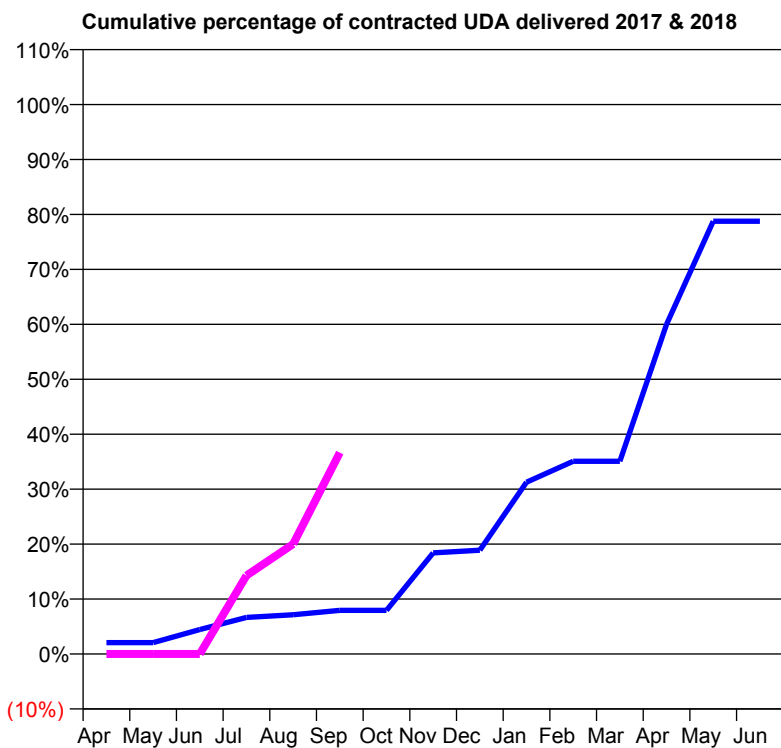
17/18 Contracted general activity (UDA)	630
Carry forward general activity (UDA)	0
17/18 Contracted orthodontic activity (UOA)	15,713
Carry forward orthodontic activity (UOA)	59
Baseline contract value	£1,081,022.62

ACCESS*

Patients seen in 24 months	Total	Change since previous quarter
Quarter ending September 2016	980	
Quarter ending December 2016	967	↓
Quarter ending March 2017	919	↓
Quarter ending June 2017	904	↓
Quarter ending September 2017	887	↓
Variance since September 2016	(9.5%)	↓



ACTIVITY



Month	Adjusted Scheduled Activity (UDA)	
	2017	2018
April	13	0
May	13	0
June	28	0
July	42	90
August	45	126
September	50	231
October	50	
November	116	
December	119	
January	197	
February	221	
March	221	
April	378	
May	496	
June	496	

QUALITY

	Quantity	Base Number	Contract	AT	Region	England
% of FP17s for the same patient ID Re-attending within 3 months - Children	26	983	2.6%	9.6%	11.4%	11.9%
% of FP17s for the same patient ID Re-attending within 3 months - Adults	1	42	2.4%	14.2%	15.7%	15.9%
% of FP17s for the same patient ID Re-attending between 3 & 9 months - Children	16	983	1.6%	61.6%	60.6%	58.1%
% of FP17s for the same patient ID Re-attending between 3 & 9 months - Adults	0	42	0.0%	52.4%	52.0%	50.6%
% of FP17s for Band 1 Urgent Courses	0	77	0.0%	8.1%	9.6%	9.1%
% of FP17s Relating to Free Repair or Replacements	0	77	0.0%	0.8%	0.7%	0.8%
% of FP17s Relating to Continuations	0	77	0.0%	1.2%	1.0%	1.1%
% of Patients satisfied with the dentistry they have received	0	0	N/A	92.1%	91.6%	91.4%
% of Patients satisfied with the time they had to wait for an appointment	0	0	N/A	88.8%	87.9%	87.7%

* This is based on patients treated on this contract for their most recent course of treatment. Figures in italics indicate the base number of FP17s or Patient Questionnaire responses are less than 100. N/A is shown where the base number of responses is less than 10 during the period. % is calculated as Quantity/Base number*100

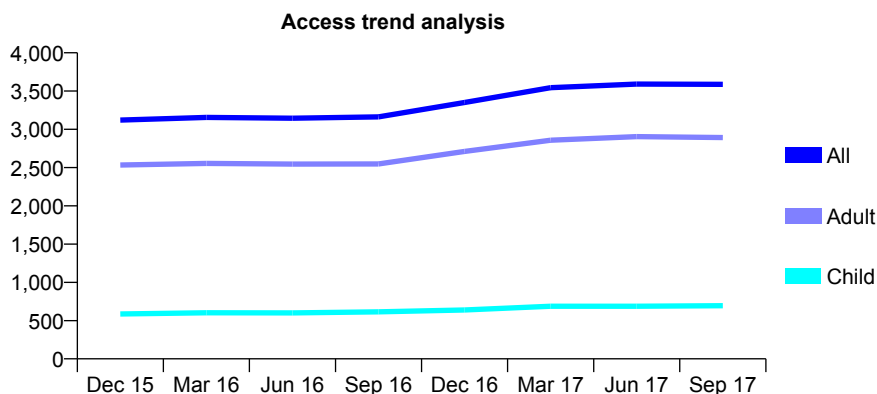
Q65 - Vital Signs At a Glance Contract Report for 177911/0001 - September 2017

Name or company name	Linden Lodge Dental Care Ltd.
Contract type name	GDS Contract
Purpose of contract	General
Contract start date	01/04/2011
Contract end date	

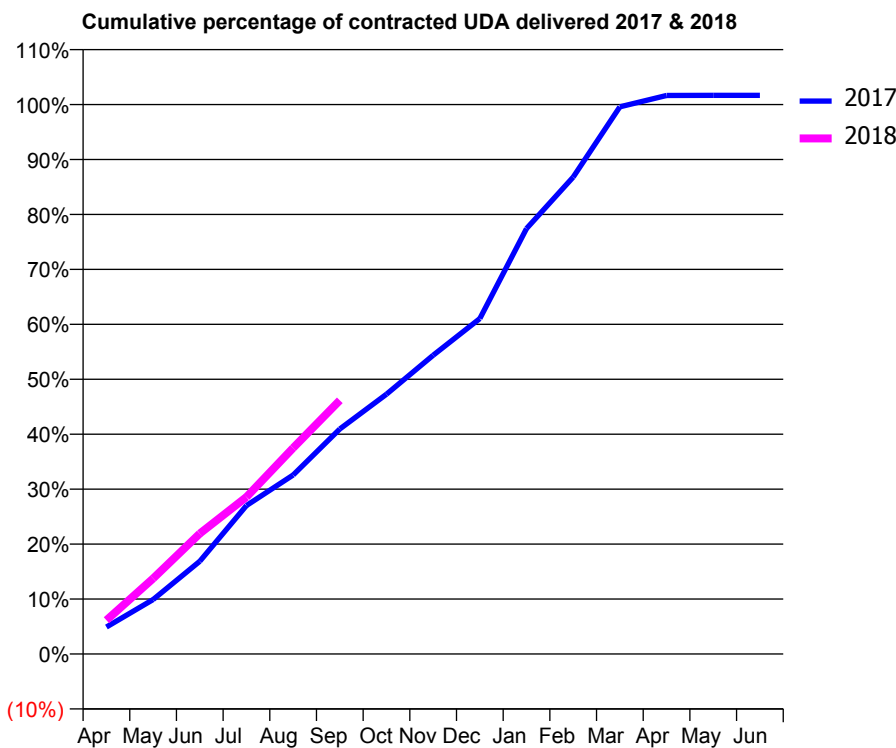
17/18 Contracted general activity (UDA)	9,256
Carry forward general activity (UDA)	-154
17/18 Contracted orthodontic activity (UOA)	0
Carry forward orthodontic activity (UOA)	0
Baseline contract value	£248,474.56

ACCESS*

Patients seen in 24 months	Total	Change since previous quarter
Quarter ending September 2016	3,162	
Quarter ending December 2016	3,350	↑
Quarter ending March 2017	3,545	↑
Quarter ending June 2017	3,592	→
Quarter ending September 2017	3,587	→
Variance since September 2016	13.4%	↑



ACTIVITY



Month	Adjusted Scheduled Activity (UDA)	
	2017	2018
April	454	570
May	918	1,272
June	1,561	2,030
July	2,501	2,645
August	3,015	3,472
September	3,790	4,274
October	4,377	
November	5,033	
December	5,651	
January	7,165	
February	8,033	
March	9,216	
April	9,408	
May	9,410	
June	9,410	

QUALITY

	Quantity	Base Number	Contract	AT	Region	England
% of FP17s for the same patient ID Re-attending within 3 months - Children	43	592	7.3%	9.6%	11.4%	11.9%
% of FP17s for the same patient ID Re-attending within 3 months - Adults	272	2,171	12.5%	14.2%	15.7%	15.9%
% of FP17s for the same patient ID Re-attending between 3 & 9 months - Children	428	592	72.3%	61.6%	60.6%	58.1%
% of FP17s for the same patient ID Re-attending between 3 & 9 months - Adults	1,482	2,171	68.3%	52.4%	52.0%	50.6%
% of FP17s for Band 1 Urgent Courses	161	2,667	6.0%	8.1%	9.6%	9.1%
% of FP17s Relating to Free Repair or Replacements	3	2,667	0.1%	0.8%	0.7%	0.8%
% of FP17s Relating to Continuations	21	2,667	0.8%	1.2%	1.0%	1.1%
% of Patients satisfied with the dentistry they have received	8	9	N/A	92.1%	91.6%	91.4%
% of Patients satisfied with the time they had to wait for an appointment	8	9	N/A	88.8%	87.9%	87.7%

* This is based on patients treated on this contract for their most recent course of treatment. Figures in italics indicate the base number of FP17s or Patient Questionnaire responses are less than 100. N/A is shown where the base number of responses is less than 10 during the period. % is calculated as Quantity/Base number*100

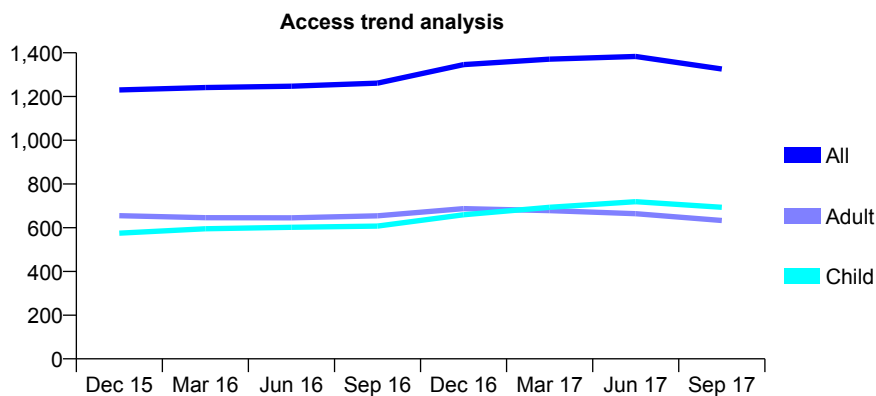
Q65 - Vital Signs At a Glance Contract Report for 180319/0001 - September 2017

Name or company name	High Street Dental Practice Ltd
Contract type name	GDS Contract
Purpose of contract	General
Contract start date	01/08/2008
Contract end date	

17/18 Contracted general activity (UDA)	4,843
Carry forward general activity (UDA)	-48
17/18 Contracted orthodontic activity (UOA)	0
Carry forward orthodontic activity (UOA)	0
Baseline contract value	£106,798.09

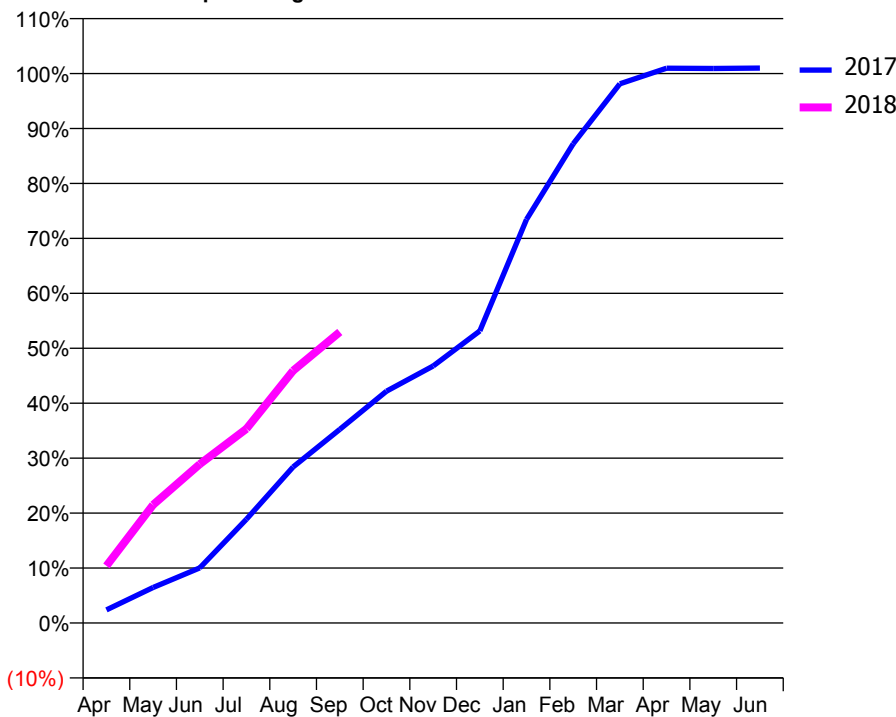
ACCESS*

Patients seen in 24 months	Total	Change since previous quarter
Quarter ending September 2016	1,261	
Quarter ending December 2016	1,346	↑
Quarter ending March 2017	1,371	→
Quarter ending June 2017	1,383	→
Quarter ending September 2017	1,326	↓
Variance since September 2016	5.2%	↑



ACTIVITY

Cumulative percentage of contracted UDA delivered 2017 & 2018



Adjusted Scheduled Activity (UDA)		
Month	2017	2018
April	116	504
May	313	1,042
June	486	1,400
July	915	1,712
August	1,376	2,225
September	1,707	2,565
October	2,043	
November	2,266	
December	2,575	
January	3,557	
February	4,224	
March	4,752	
April	4,890	
May	4,888	
June	4,891	

QUALITY

	Quantity	Base Number	Contract	AT	Region	England
% of FP17s for the same patient ID Re-attending within 3 months - Children	43	594	7.2%	9.6%	11.4%	11.9%
% of FP17s for the same patient ID Re-attending within 3 months - Adults	101	473	21.4%	14.2%	15.7%	15.9%
% of FP17s for the same patient ID Re-attending between 3 & 9 months - Children	395	594	66.5%	61.6%	60.6%	58.1%
% of FP17s for the same patient ID Re-attending between 3 & 9 months - Adults	272	473	57.5%	52.4%	52.0%	50.6%
% of FP17s for Band 1 Urgent Courses	80	1,022	7.8%	8.1%	9.6%	9.1%
% of FP17s Relating to Free Repair or Replacements	0	1,022	0.0%	0.8%	0.7%	0.8%
% of FP17s Relating to Continuations	0	1,022	0.0%	1.2%	1.0%	1.1%
% of Patients satisfied with the dentistry they have received	1	2	N/A	92.1%	91.6%	91.4%
% of Patients satisfied with the time they had to wait for an appointment	1	2	N/A	88.8%	87.9%	87.7%

* This is based on patients treated on this contract for their most recent course of treatment. Figures in italics indicate the base number of FP17s or Patient Questionnaire responses are less than 100. N/A is shown where the base number of responses is less than 10 during the period. % is calculated as Quantity/Base number*100

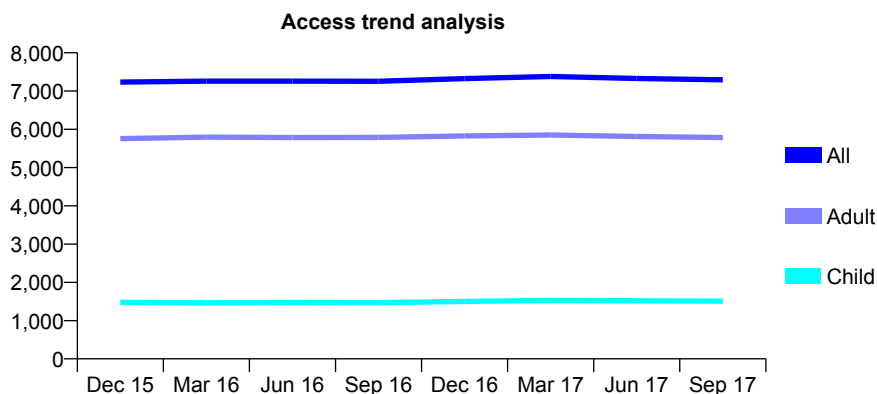
Q65 - Vital Signs At a Glance Contract Report for 181773/0001 - September 2017

Name or company name	Frampton Dental Practice
Contract type name	GDS Contract
Purpose of contract	General
Contract start date	06/01/2012
Contract end date	

17/18 Contracted general activity (UDA)	16,609
Carry forward general activity (UDA)	-61
17/18 Contracted orthodontic activity (UOA)	0
Carry forward orthodontic activity (UOA)	0
Baseline contract value	£336,749.49

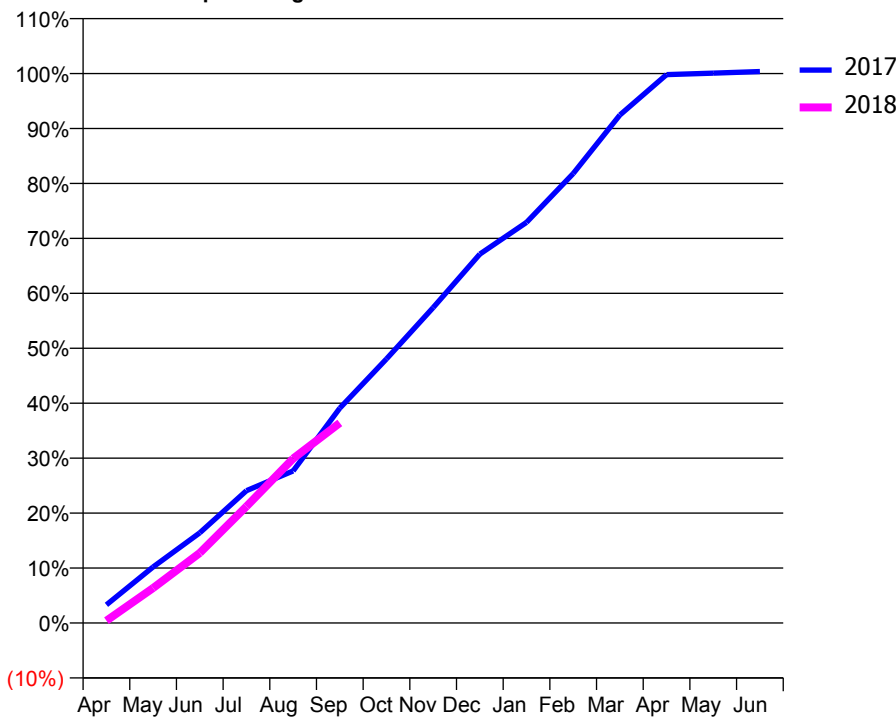
ACCESS*

Patients seen in 24 months	Total	Change since previous quarter
Quarter ending September 2016	7,257	
Quarter ending December 2016	7,325	→
Quarter ending March 2017	7,380	→
Quarter ending June 2017	7,330	→
Quarter ending September 2017	7,294	→
Variance since September 2016	0.5%	→



ACTIVITY

Cumulative percentage of contracted UDA delivered 2017 & 2018



Month	Adjusted Scheduled Activity (UDA)	
	2017	2018
April	551	71
May	1,693	1,059
June	2,728	2,119
July	4,000	3,523
August	4,598	4,973
September	6,493	6,049
October	7,983	
November	9,536	
December	11,152	
January	12,110	
February	13,584	
March	15,356	
April	16,576	
May	16,619	
June	16,670	

QUALITY

	Quantity	Base Number	Contract	AT	Region	England
% of FP17s for the same patient ID Re-attending within 3 months - Children	63	972	6.5%	9.6%	11.4%	11.9%
% of FP17s for the same patient ID Re-attending within 3 months - Adults	529	3,457	15.3%	14.2%	15.7%	15.9%
% of FP17s for the same patient ID Re-attending between 3 & 9 months - Children	558	972	57.4%	61.6%	60.6%	58.1%
% of FP17s for the same patient ID Re-attending between 3 & 9 months - Adults	1,567	3,457	45.3%	52.4%	52.0%	50.6%
% of FP17s for Band 1 Urgent Courses	500	3,734	13.4%	8.1%	9.6%	9.1%
% of FP17s Relating to Free Repair or Replacements	47	3,734	1.3%	0.8%	0.7%	0.8%
% of FP17s Relating to Continuations	30	3,734	0.8%	1.2%	1.0%	1.1%
% of Patients satisfied with the dentistry they have received	23	27	85.2%	92.1%	91.6%	91.4%
% of Patients satisfied with the time they had to wait for an appointment	26	27	96.3%	88.8%	87.9%	87.7%

* This is based on patients treated on this contract for their most recent course of treatment. Figures in italics indicate the base number of FP17s or Patient Questionnaire responses are less than 100. N/A is shown where the base number of responses is less than 10 during the period. % is calculated as Quantity/Base number*100

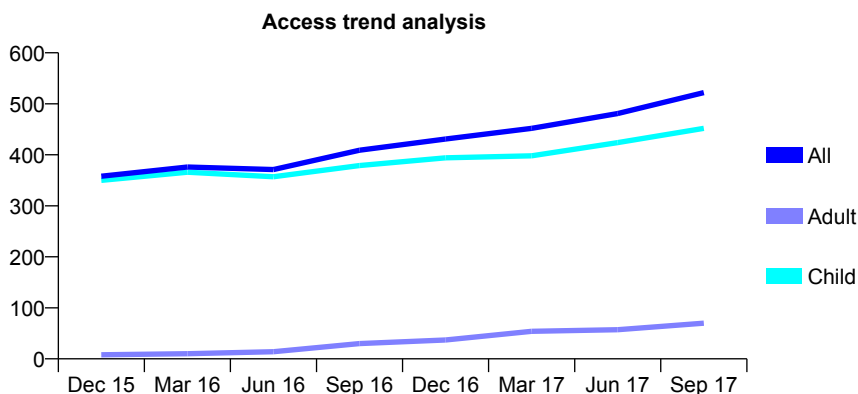
Q65 - Vital Signs At a Glance Contract Report for 183644/0001 - September 2017

Name or company name	Frome Dental Surgery Limited
Contract type name	GDS Contract
Purpose of contract	General
Contract start date	16/03/2015
Contract end date	

17/18 Contracted general activity (UDA)	1,630
Carry forward general activity (UDA)	0
17/18 Contracted orthodontic activity (UOA)	0
Carry forward orthodontic activity (UOA)	0
Baseline contract value	£39,222.33

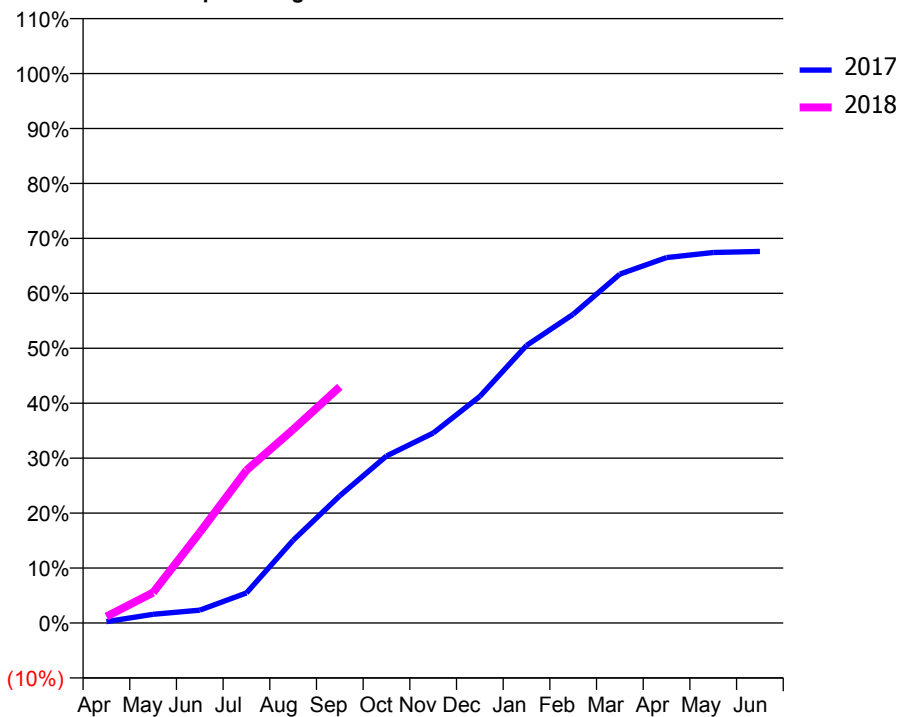
ACCESS*

Patients seen in 24 months	Total	Change since previous quarter
Quarter ending September 2016	409	
Quarter ending December 2016	431	↑
Quarter ending March 2017	452	↑
Quarter ending June 2017	481	↑
Quarter ending September 2017	522	↑
Variance since September 2016	27.6%	↑



ACTIVITY

Cumulative percentage of contracted UDA delivered 2017 & 2018



Month	Adjusted Scheduled Activity (UDA)	
	2017	2018
April	4	19
May	26	90
June	38	269
July	89	453
August	245	574
September	378	701
October	495	
November	564	
December	672	
January	823	
February	916	
March	1,035	
April	1,084	
May	1,099	
June	1,102	

QUALITY

	Quantity	Base Number	Contract	AT	Region	England
% of FP17s for the same patient ID Re-attending within 3 months - Children	24	416	5.8%	9.6%	11.4%	11.9%
% of FP17s for the same patient ID Re-attending within 3 months - Adults	0	21	0.0%	14.2%	15.7%	15.9%
% of FP17s for the same patient ID Re-attending between 3 & 9 months - Children	272	416	65.4%	61.6%	60.6%	58.1%
% of FP17s for the same patient ID Re-attending between 3 & 9 months - Adults	6	21	28.6%	52.4%	52.0%	50.6%
% of FP17s for Band 1 Urgent Courses	8	407	2.0%	8.1%	9.6%	9.1%
% of FP17s Relating to Free Repair or Replacements	0	407	0.0%	0.8%	0.7%	0.8%
% of FP17s Relating to Continuations	1	407	0.2%	1.2%	1.0%	1.1%
% of Patients satisfied with the dentistry they have received	1	1	N/A	92.1%	91.6%	91.4%
% of Patients satisfied with the time they had to wait for an appointment	1	1	N/A	88.8%	87.9%	87.7%

* This is based on patients treated on this contract for their most recent course of treatment. Figures in italics indicate the base number of FP17s or Patient Questionnaire responses are less than 100. N/A is shown where the base number of responses is less than 10 during the period. % is calculated as Quantity/Base number*100

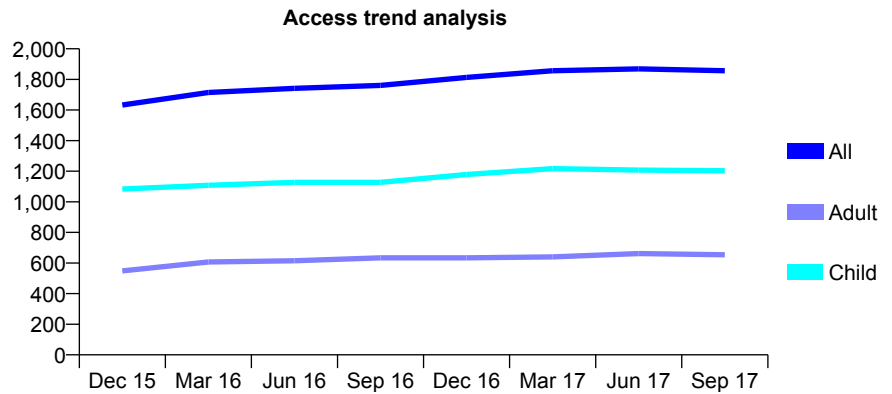
Q65 - Vital Signs At a Glance Contract Report for 183733/0001 - September 2017

Name or company name	Rock House Dental Practice
Contract type name	GDS Contract
Purpose of contract	General
Contract start date	26/02/2014
Contract end date	

17/18 Contracted general activity (UDA)	3,500
Carry forward general activity (UDA)	60
17/18 Contracted orthodontic activity (UOA)	0
Carry forward orthodontic activity (UOA)	0
Baseline contract value	£110,738.72

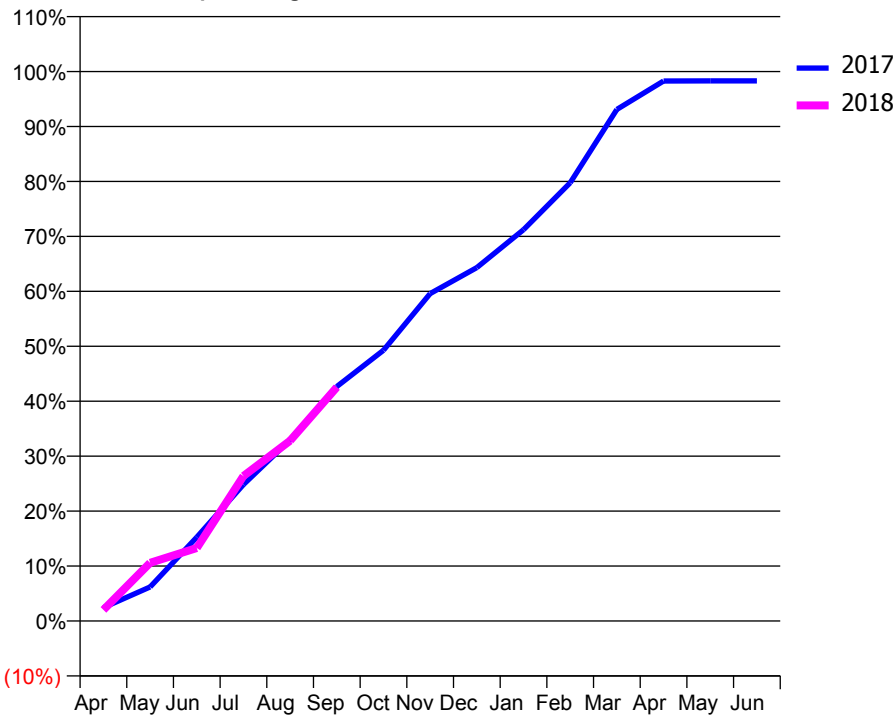
ACCESS*

Patients seen in 24 months	Total	Change since previous quarter
Quarter ending September 2016	1,761	
Quarter ending December 2016	1,813	↑
Quarter ending March 2017	1,857	↑
Quarter ending June 2017	1,869	→
Quarter ending September 2017	1,857	→
Variance since September 2016	5.5%	↑



ACTIVITY

Cumulative percentage of contracted UDA delivered 2017 & 2018



Month	Adjusted Scheduled Activity (UDA)	
	2017	2018
April	85	71
May	217	371
June	534	465
July	869	924
August	1,154	1,149
September	1,493	1,489
October	1,725	
November	2,085	
December	2,251	
January	2,493	
February	2,792	
March	3,258	
April	3,439	
May	3,440	
June	3,440	

QUALITY

	Quantity	Base Number	Contract	AT	Region	England
% of FP17s for the same patient ID Re-attending within 3 months - Children	73	878	8.3%	9.6%	11.4%	11.9%
% of FP17s for the same patient ID Re-attending within 3 months - Adults	32	298	10.7%	14.2%	15.7%	15.9%
% of FP17s for the same patient ID Re-attending between 3 & 9 months - Children	521	878	59.3%	61.6%	60.6%	58.1%
% of FP17s for the same patient ID Re-attending between 3 & 9 months - Adults	119	298	39.9%	52.4%	52.0%	50.6%
% of FP17s for Band 1 Urgent Courses	47	1,073	4.4%	8.1%	9.6%	9.1%
% of FP17s Relating to Free Repair or Replacements	0	1,073	0.0%	0.8%	0.7%	0.8%
% of FP17s Relating to Continuations	0	1,073	0.0%	1.2%	1.0%	1.1%
% of Patients satisfied with the dentistry they have received	5	6	N/A	92.1%	91.6%	91.4%
% of Patients satisfied with the time they had to wait for an appointment	6	6	N/A	88.8%	87.9%	87.7%

* This is based on patients treated on this contract for their most recent course of treatment. Figures in italics indicate the base number of FP17s or Patient Questionnaire responses are less than 100. N/A is shown where the base number of responses is less than 10 during the period. % is calculated as Quantity/Base number*100

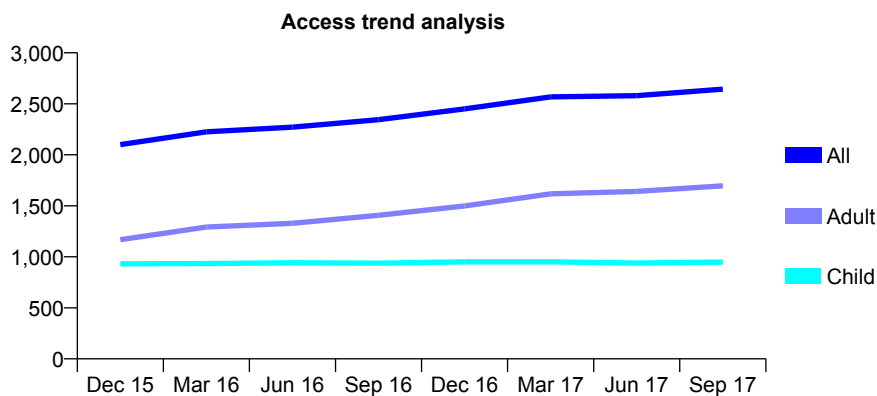
Q65 - Vital Signs At a Glance Contract Report for 183849/0001 - September 2017

Name or company name	Kings Road Dental Practice
Contract type name	GDS Contract
Purpose of contract	General
Contract start date	01/03/2011
Contract end date	

17/18 Contracted general activity (UDA)	9,580
Carry forward general activity (UDA)	358
17/18 Contracted orthodontic activity (UOA)	0
Carry forward orthodontic activity (UOA)	0
Baseline contract value	£245,714.18

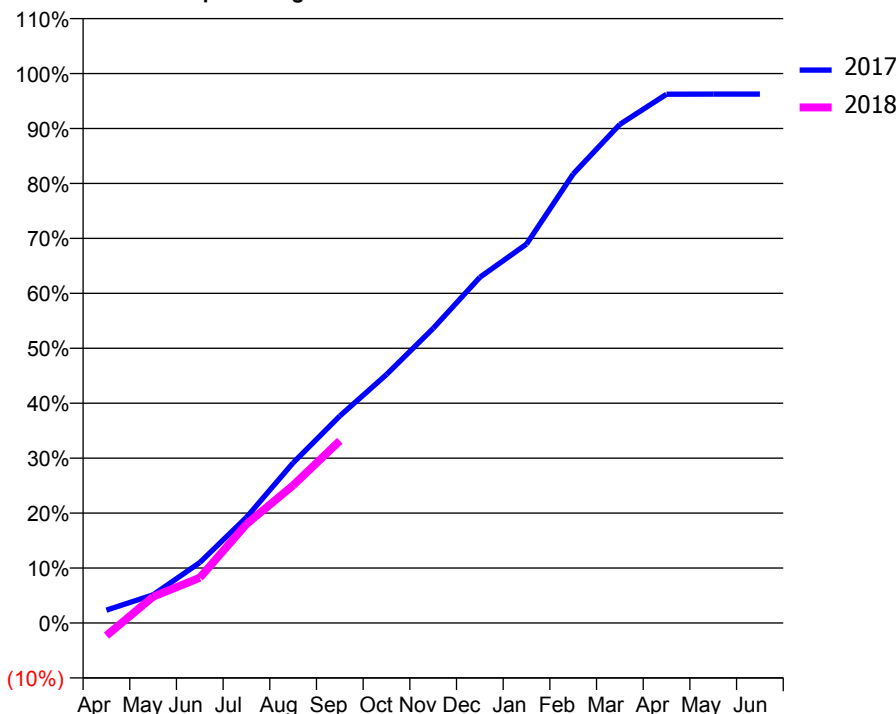
ACCESS*

Patients seen in 24 months	Total	Change since previous quarter
Quarter ending September 2016	2,345	
Quarter ending December 2016	2,450	↑
Quarter ending March 2017	2,568	↑
Quarter ending June 2017	2,580	→
Quarter ending September 2017	2,644	↑
Variance since September 2016	12.8%	↑



ACTIVITY

Cumulative percentage of contracted UDA delivered 2017 & 2018



Month	Adjusted Scheduled Activity (UDA)	
	2017	2018
April	224	-221
May	493	460
June	1,055	790
July	1,843	1,724
August	2,793	2,400
September	3,609	3,176
October	4,332	
November	5,136	
December	6,026	
January	6,606	
February	7,829	
March	8,693	
April	9,220	
May	9,222	
June	9,222	

QUALITY

	Quantity	Base Number	Contract	AT	Region	England
% of FP17s for the same patient ID Re-attending within 3 months - Children	68	747	9.1%	9.6%	11.4%	11.9%
% of FP17s for the same patient ID Re-attending within 3 months - Adults	142	1,083	13.1%	14.2%	15.7%	15.9%
% of FP17s for the same patient ID Re-attending between 3 & 9 months - Children	468	747	62.7%	61.6%	60.6%	58.1%
% of FP17s for the same patient ID Re-attending between 3 & 9 months - Adults	551	1,083	50.9%	52.4%	52.0%	50.6%
% of FP17s for Band 1 Urgent Courses	146	1,663	8.8%	8.1%	9.6%	9.1%
% of FP17s Relating to Free Repair or Replacements	6	1,663	0.4%	0.8%	0.7%	0.8%
% of FP17s Relating to Continuations	2	1,663	0.1%	1.2%	1.0%	1.1%
% of Patients satisfied with the dentistry they have received	2	3	N/A	92.1%	91.6%	91.4%
% of Patients satisfied with the time they had to wait for an appointment	3	3	N/A	88.8%	87.9%	87.7%

* This is based on patients treated on this contract for their most recent course of treatment. Figures in italics indicate the base number of FP17s or Patient Questionnaire responses are less than 100. N/A is shown where the base number of responses is less than 10 during the period. % is calculated as Quantity/Base number*100

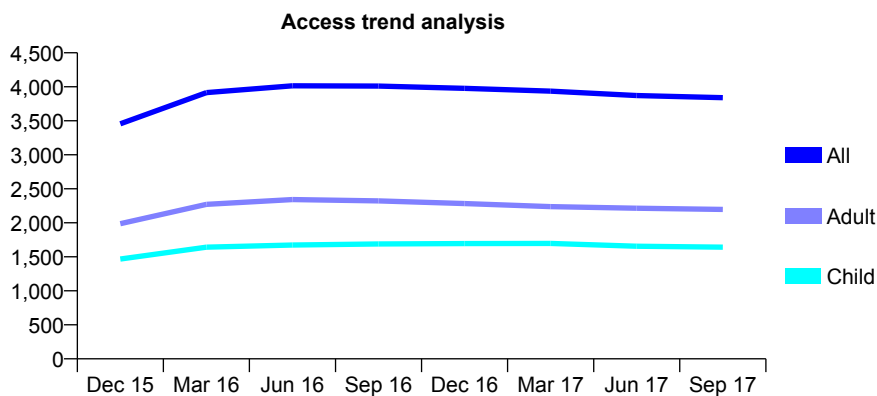
Q65 - Vital Signs At a Glance Contract Report for 185086/0001 - September 2017

Name or company name	The New Chestnuts Dental Practice
Contract type name	GDS Contract
Purpose of contract	General
Contract start date	01/04/2006
Contract end date	

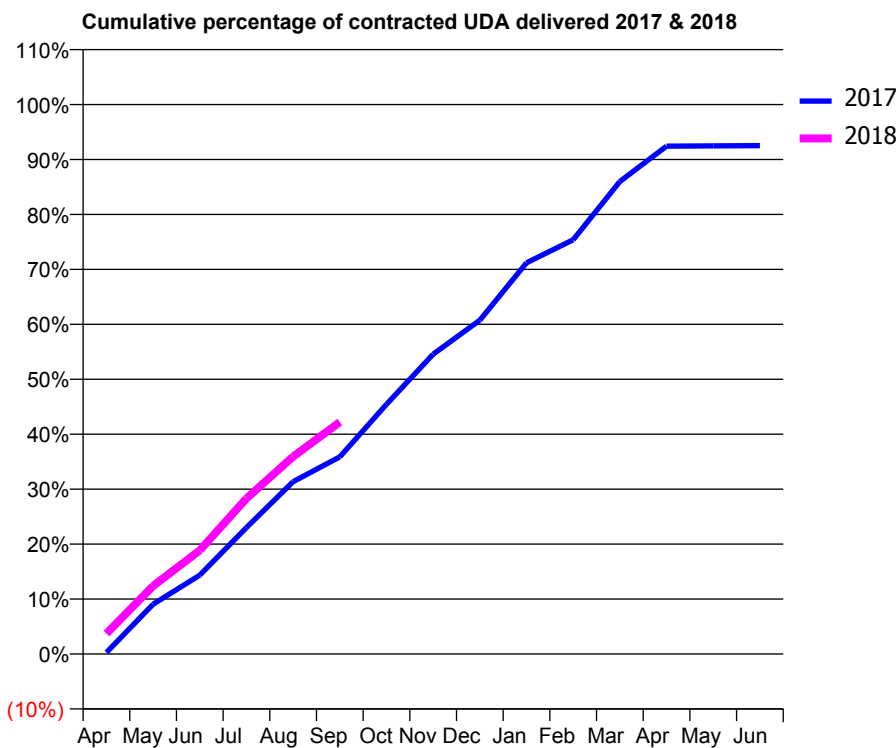
17/18 Contracted general activity (UDA)	9,148
Carry forward general activity (UDA)	0
17/18 Contracted orthodontic activity (UOA)	0
Carry forward orthodontic activity (UOA)	0
Baseline contract value	£202,952.98

ACCESS*

Patients seen in 24 months	Total	Change since previous quarter
Quarter ending September 2016	4,011	
Quarter ending December 2016	3,978	→
Quarter ending March 2017	3,937	↓
Quarter ending June 2017	3,871	↓
Quarter ending September 2017	3,840	→
Variance since September 2016	(4.3%)	↓



ACTIVITY



Month	Adjusted Scheduled Activity (UDA)	
	2017	2018
April	25	341
May	830	1,134
June	1,312	1,725
July	2,105	2,589
August	2,870	3,288
September	3,283	3,863
October	4,156	
November	4,993	
December	5,558	
January	6,512	
February	6,897	
March	7,866	
April	8,455	
May	8,460	
June	8,465	

QUALITY

	Quantity	Base Number	Contract	AT	Region	England
% of FP17s for the same patient ID Re-attending within 3 months - Children	113	1,330	8.5%	9.6%	11.4%	11.9%
% of FP17s for the same patient ID Re-attending within 3 months - Adults	199	1,514	13.1%	14.2%	15.7%	15.9%
% of FP17s for the same patient ID Re-attending between 3 & 9 months - Children	893	1,330	67.1%	61.6%	60.6%	58.1%
% of FP17s for the same patient ID Re-attending between 3 & 9 months - Adults	974	1,514	64.3%	52.4%	52.0%	50.6%
% of FP17s for Band 1 Urgent Courses	169	2,472	6.8%	8.1%	9.6%	9.1%
% of FP17s Relating to Free Repair or Replacements	3	2,472	0.1%	0.8%	0.7%	0.8%
% of FP17s Relating to Continuations	11	2,472	0.4%	1.2%	1.0%	1.1%
% of Patients satisfied with the dentistry they have received	7	8	N/A	92.1%	91.6%	91.4%
% of Patients satisfied with the time they had to wait for an appointment	8	8	N/A	88.8%	87.9%	87.7%

* This is based on patients treated on this contract for their most recent course of treatment. Figures in italics indicate the base number of FP17s or Patient Questionnaire responses are less than 100. N/A is shown where the base number of responses is less than 10 during the period. % is calculated as Quantity/Base number*100

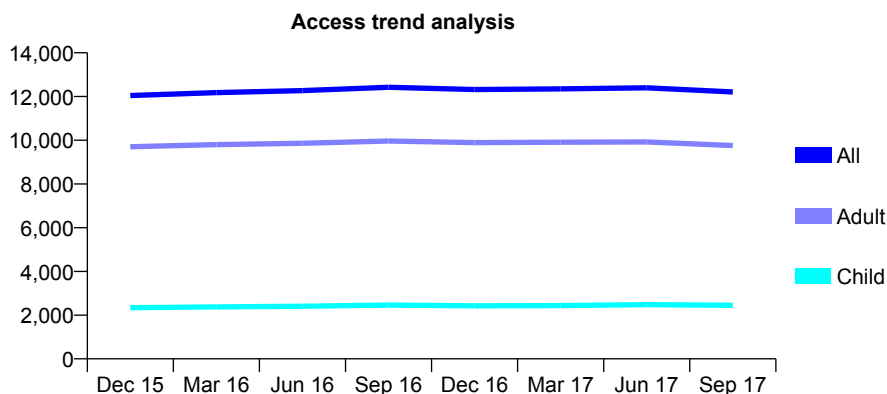
Q65 - Vital Signs At a Glance Contract Report for 186619/0001 - September 2017

Name or company name	Nigel Reynolds Limited
Contract type name	GDS Contract
Purpose of contract	General
Contract start date	01/06/2008
Contract end date	

17/18 Contracted general activity (UDA)	34,077
Carry forward general activity (UDA)	818
17/18 Contracted orthodontic activity (UOA)	0
Carry forward orthodontic activity (UOA)	0
Baseline contract value	£774,981.02

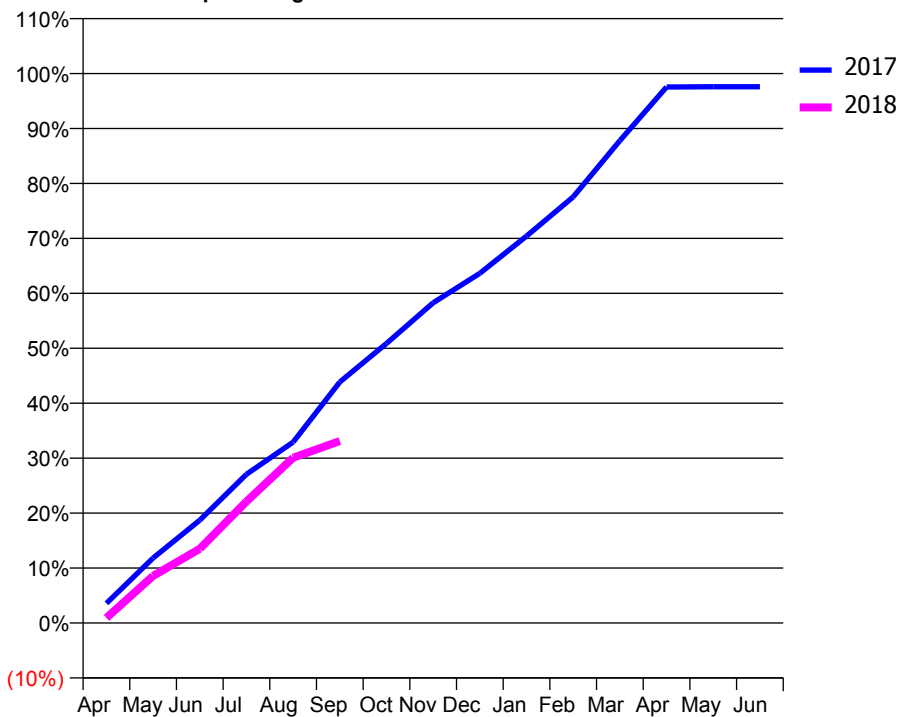
ACCESS*

Patients seen in 24 months	Total	Change since previous quarter
Quarter ending September 2016	12,425	
Quarter ending December 2016	12,320	→
Quarter ending March 2017	12,351	→
Quarter ending June 2017	12,397	→
Quarter ending September 2017	12,209	↓
Variance since September 2016	(1.7%)	↓



ACTIVITY

Cumulative percentage of contracted UDA delivered 2017 & 2018



Adjusted Scheduled Activity (UDA)

Month	2017	2018
April	1,219	318
May	4,028	2,922
June	6,379	4,600
July	9,223	7,537
August	11,222	10,248
September	14,945	11,287
October	17,340	
November	19,863	
December	21,687	
January	23,993	
February	26,424	
March	29,918	
April	33,235	
May	33,255	
June	33,259	

QUALITY

	Quantity	Base Number	Contract	AT	Region	England
% of FP17s for the same patient ID Re-attending within 3 months - Children	142	2,057	6.9%	9.6%	11.4%	11.9%
% of FP17s for the same patient ID Re-attending within 3 months - Adults	1,065	7,222	14.7%	14.2%	15.7%	15.9%
% of FP17s for the same patient ID Re-attending between 3 & 9 months - Children	1,374	2,057	66.8%	61.6%	60.6%	58.1%
% of FP17s for the same patient ID Re-attending between 3 & 9 months - Adults	4,462	7,222	61.8%	52.4%	52.0%	50.6%
% of FP17s for Band 1 Urgent Courses	577	7,429	7.8%	8.1%	9.6%	9.1%
% of FP17s Relating to Free Repair or Replacements	61	7,429	0.8%	0.8%	0.7%	0.8%
% of FP17s Relating to Continuations	38	7,429	0.5%	1.2%	1.0%	1.1%
% of Patients satisfied with the dentistry they have received	30	35	85.7%	92.1%	91.6%	91.4%
% of Patients satisfied with the time they had to wait for an appointment	30	35	85.7%	88.8%	87.9%	87.7%

* This is based on patients treated on this contract for their most recent course of treatment. Figures in italics indicate the base number of FP17s or Patient Questionnaire responses are less than 100. N/A is shown where the base number of responses is less than 10 during the period. % is calculated as Quantity/Base number*100

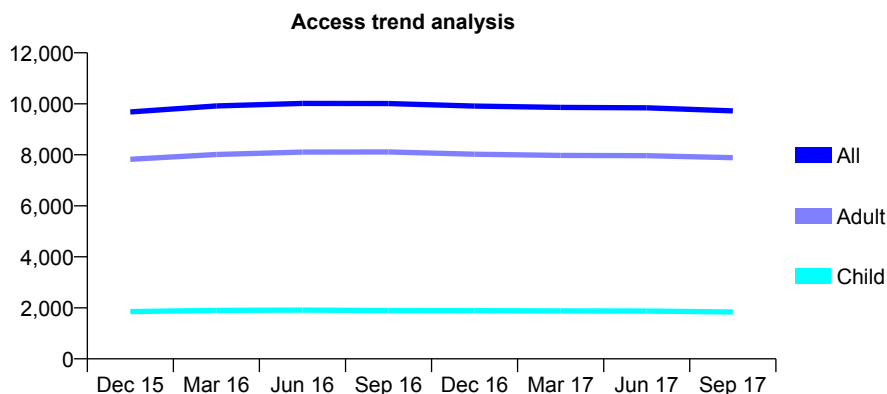
Q65 - Vital Signs At a Glance Contract Report for 186716/0001 - September 2017

Name or company name	Parkfield Dental Surgery Ltd
Contract type name	GDS Contract
Purpose of contract	General and Orthodontic
Contract start date	01/04/2007
Contract end date	

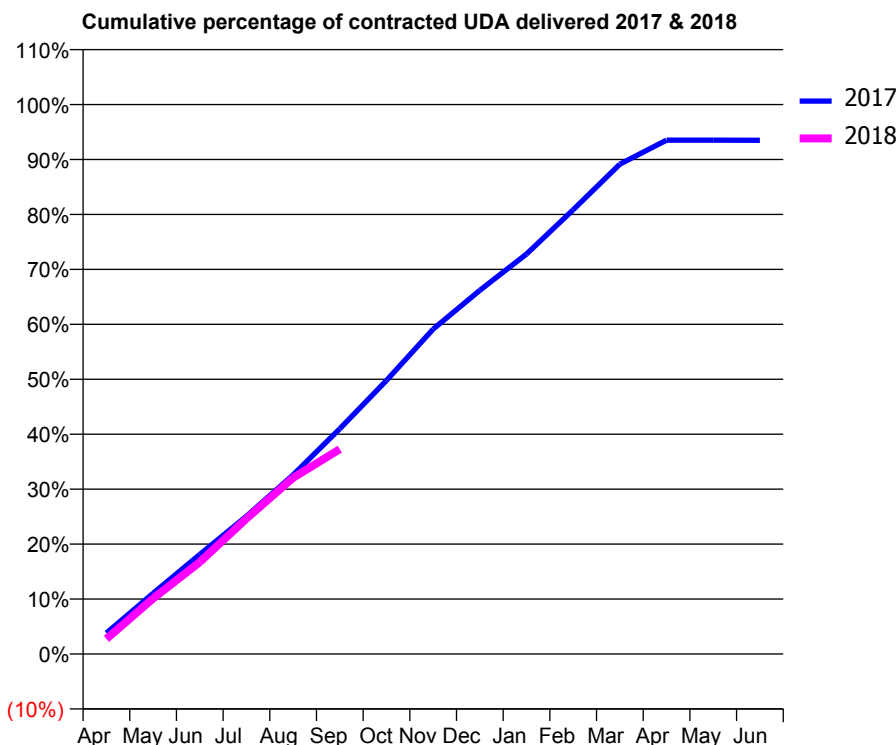
17/18 Contracted general activity (UDA)	29,027
Carry forward general activity (UDA)	0
17/18 Contracted orthodontic activity (UOA)	260
Carry forward orthodontic activity (UOA)	0
Baseline contract value	£710,891.38

ACCESS*

Patients seen in 24 months	Total	Change since previous quarter
Quarter ending September 2016	10,011	
Quarter ending December 2016	9,913	→
Quarter ending March 2017	9,857	→
Quarter ending June 2017	9,842	→
Quarter ending September 2017	9,725	↓
Variance since September 2016	(2.9%)	↓



ACTIVITY



Month	Adjusted Scheduled Activity (UDA)	
	2017	2018
April	1,109	798
May	3,206	2,934
June	5,260	4,860
July	7,283	7,152
August	9,466	9,308
September	11,900	10,820
October	14,454	
November	17,162	
December	19,210	
January	21,125	
February	23,467	
March	25,877	
April	27,146	
May	27,147	
June	27,138	

QUALITY

	Quantity	Base Number	Contract	AT	Region	England
% of FP17s for the same patient ID Re-attending within 3 months - Children	85	1,342	6.3%	9.6%	11.4%	11.9%
% of FP17s for the same patient ID Re-attending within 3 months - Adults	846	5,418	15.6%	14.2%	15.7%	15.9%
% of FP17s for the same patient ID Re-attending between 3 & 9 months - Children	896	1,342	66.8%	61.6%	60.6%	58.1%
% of FP17s for the same patient ID Re-attending between 3 & 9 months - Adults	2,572	5,418	47.5%	52.4%	52.0%	50.6%
% of FP17s for Band 1 Urgent Courses	501	5,635	8.9%	8.1%	9.6%	9.1%
% of FP17s Relating to Free Repair or Replacements	49	5,635	0.9%	0.8%	0.7%	0.8%
% of FP17s Relating to Continuations	67	5,635	1.2%	1.2%	1.0%	1.1%
% of Patients satisfied with the dentistry they have received	30	31	96.8%	92.1%	91.6%	91.4%
% of Patients satisfied with the time they had to wait for an appointment	28	31	90.3%	88.8%	87.9%	87.7%

* This is based on patients treated on this contract for their most recent course of treatment. Figures in italics indicate the base number of FP17s or Patient Questionnaire responses are less than 100. N/A is shown where the base number of responses is less than 10 during the period. % is calculated as Quantity/Base number*100

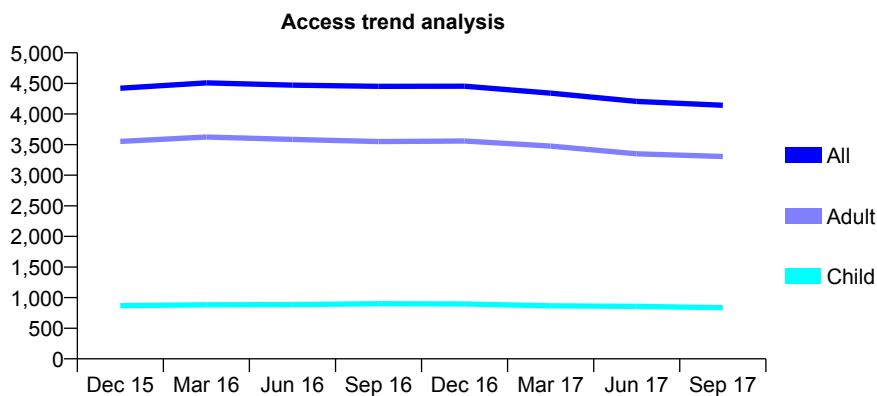
Q65 - Vital Signs At a Glance Contract Report for 186716/0003 - September 2017

Name or company name	Parkfield Dental Surgery Ltd
Contract type name	GDS Contract
Purpose of contract	General
Contract start date	01/03/2010
Contract end date	

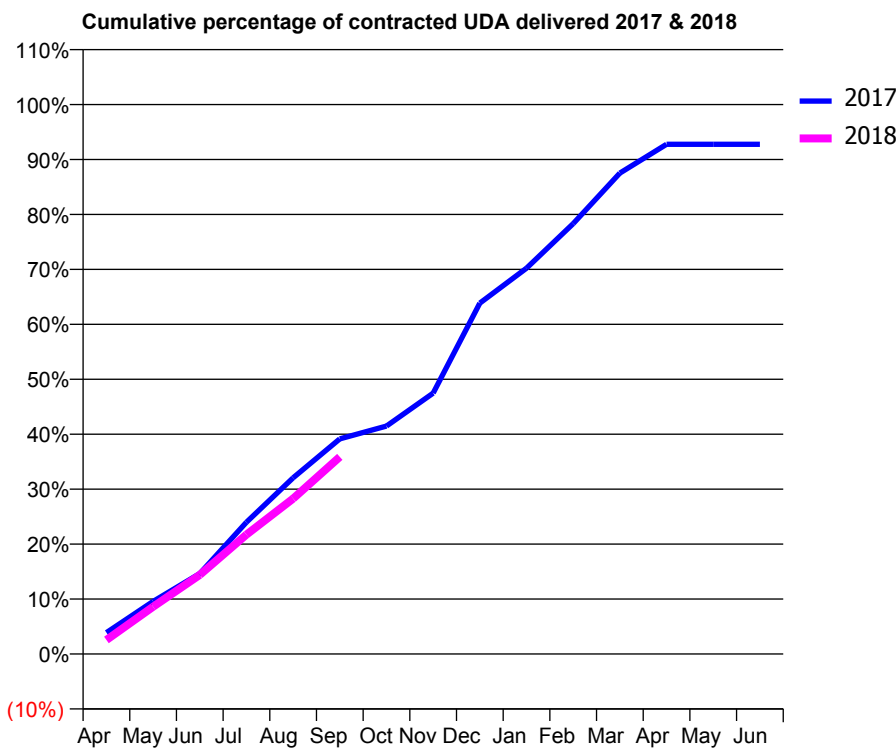
17/18 Contracted general activity (UDA)	14,550
Carry forward general activity (UDA)	0
17/18 Contracted orthodontic activity (UOA)	0
Carry forward orthodontic activity (UOA)	0
Baseline contract value	£333,889.02

ACCESS*

Patients seen in 24 months	Total	Change since previous quarter
Quarter ending September 2016	4,451	
Quarter ending December 2016	4,455	→
Quarter ending March 2017	4,342	↓
Quarter ending June 2017	4,206	↓
Quarter ending September 2017	4,142	↓
Variance since September 2016	(6.9%)	↓



ACTIVITY



Adjusted Scheduled Activity (UDA)		
Month	2017	2018
April	566	372
May	1,392	1,251
June	2,131	2,096
July	3,490	3,162
August	4,667	4,116
September	5,698	5,219
October	6,037	
November	6,909	
December	9,290	
January	10,218	
February	11,397	
March	12,734	
April	13,496	
May	13,495	
June	13,495	

QUALITY

	Quantity	Base Number	Contract	AT	Region	England
% of FP17s for the same patient ID Re-attending within 3 months - Children	73	584	12.5%	9.6%	11.4%	11.9%
% of FP17s for the same patient ID Re-attending within 3 months - Adults	434	2,390	18.2%	14.2%	15.7%	15.9%
% of FP17s for the same patient ID Re-attending between 3 & 9 months - Children	337	584	57.7%	61.6%	60.6%	58.1%
% of FP17s for the same patient ID Re-attending between 3 & 9 months - Adults	1,492	2,390	62.4%	52.4%	52.0%	50.6%
% of FP17s for Band 1 Urgent Courses	205	2,697	7.6%	8.1%	9.6%	9.1%
% of FP17s Relating to Free Repair or Replacements	53	2,697	2.0%	0.8%	0.7%	0.8%
% of FP17s Relating to Continuations	44	2,697	1.6%	1.2%	1.0%	1.1%
% of Patients satisfied with the dentistry they have received	11	16	68.8%	92.1%	91.6%	91.4%
% of Patients satisfied with the time they had to wait for an appointment	13	16	81.3%	88.8%	87.9%	87.7%

* This is based on patients treated on this contract for their most recent course of treatment. Figures in italics indicate the base number of FP17s or Patient Questionnaire responses are less than 100. N/A is shown where the base number of responses is less than 10 during the period. % is calculated as Quantity/Base number*100

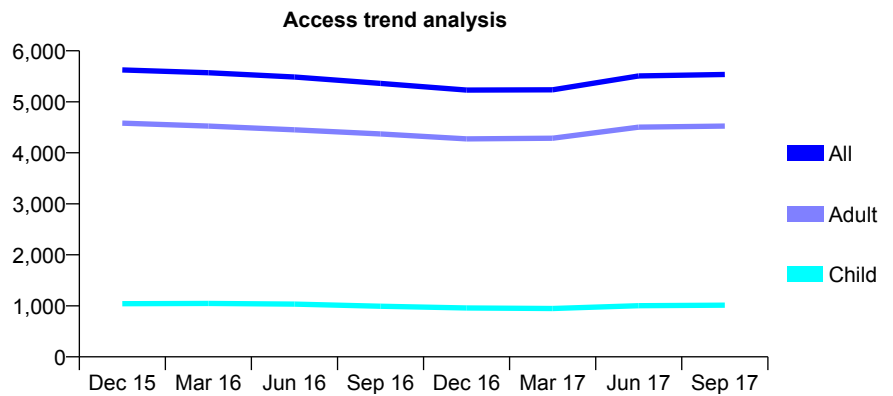
Q65 - Vital Signs At a Glance Contract Report for 186716/0004 - September 2017

Name or company name	Parkfield Dental Surgery Ltd
Contract type name	GDS Contract
Purpose of contract	General
Contract start date	09/05/2011
Contract end date	

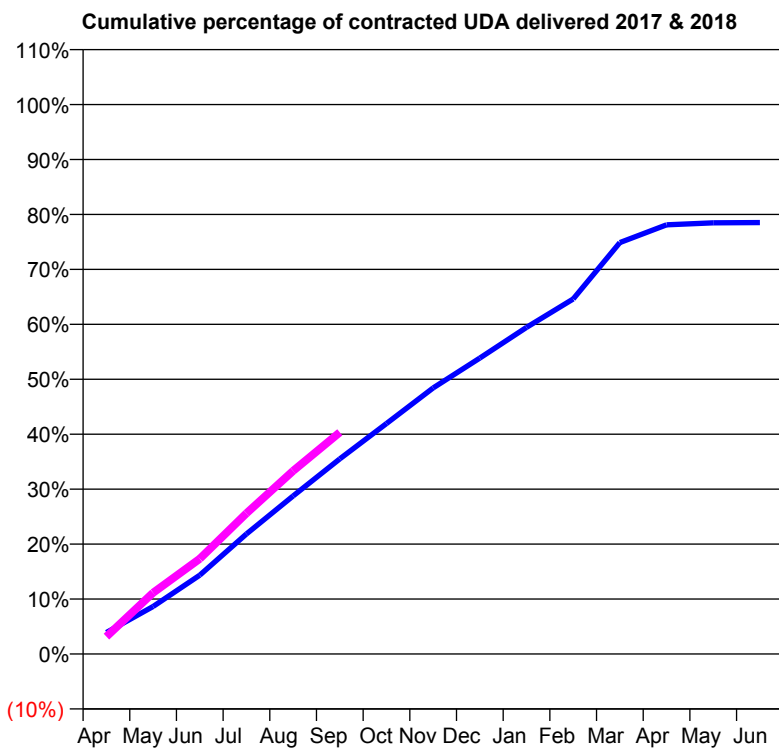
17/18 Contracted general activity (UDA)	18,000
Carry forward general activity (UDA)	0
17/18 Contracted orthodontic activity (UOA)	0
Carry forward orthodontic activity (UOA)	0
Baseline contract value	£483,093.12

ACCESS*

Patients seen in 24 months	Total	Change since previous quarter
Quarter ending September 2016	5,362	
Quarter ending December 2016	5,230	↓
Quarter ending March 2017	5,235	→
Quarter ending June 2017	5,506	↑
Quarter ending September 2017	5,536	→
Variance since September 2016	3.2%	↑



ACTIVITY



Adjusted Scheduled Activity (UDA)		
Month	2017	2018
April	704	569
May	1,555	2,006
June	2,584	3,122
July	3,932	4,612
August	5,177	6,000
September	6,393	7,263
October	7,549	
November	8,715	
December	9,695	
January	10,699	
February	11,629	
March	13,477	
April	14,060	
May	14,125	
June	14,133	

QUALITY

	Quantity	Base Number	Contract	AT	Region	England
% of FP17s for the same patient ID Re-attending within 3 months - Children	44	949	4.6%	9.6%	11.4%	11.9%
% of FP17s for the same patient ID Re-attending within 3 months - Adults	648	4,249	15.3%	14.2%	15.7%	15.9%
% of FP17s for the same patient ID Re-attending between 3 & 9 months - Children	604	949	63.6%	61.6%	60.6%	58.1%
% of FP17s for the same patient ID Re-attending between 3 & 9 months - Adults	2,464	4,249	58.0%	52.4%	52.0%	50.6%
% of FP17s for Band 1 Urgent Courses	322	3,962	8.1%	8.1%	9.6%	9.1%
% of FP17s Relating to Free Repair or Replacements	107	3,962	2.7%	0.8%	0.7%	0.8%
% of FP17s Relating to Continuations	59	3,962	1.5%	1.2%	1.0%	1.1%
% of Patients satisfied with the dentistry they have received	15	18	83.3%	92.1%	91.6%	91.4%
% of Patients satisfied with the time they had to wait for an appointment	15	18	83.3%	88.8%	87.9%	87.7%

* This is based on patients treated on this contract for their most recent course of treatment. Figures in italics indicate the base number of FP17s or Patient Questionnaire responses are less than 100. N/A is shown where the base number of responses is less than 10 during the period. % is calculated as Quantity/Base number*100

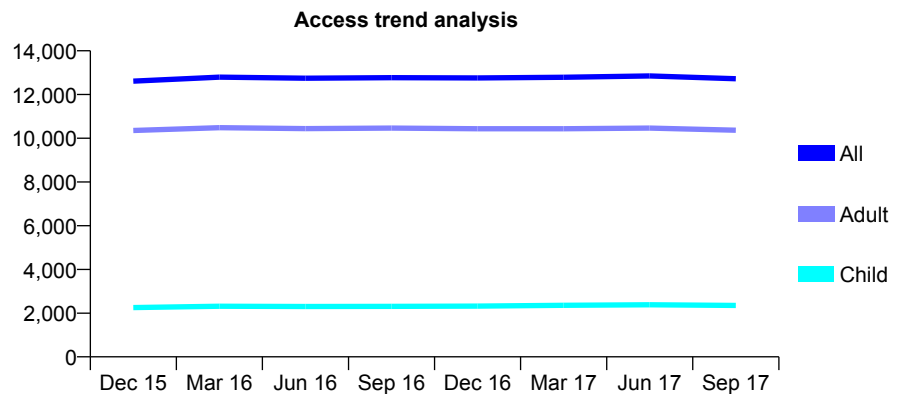
Q65 - Vital Signs At a Glance Contract Report for 187321/0001 - September 2017

Name or company name	Phoenix Dental Ltd.,
Contract type name	GDS Contract
Purpose of contract	General
Contract start date	01/05/2007
Contract end date	

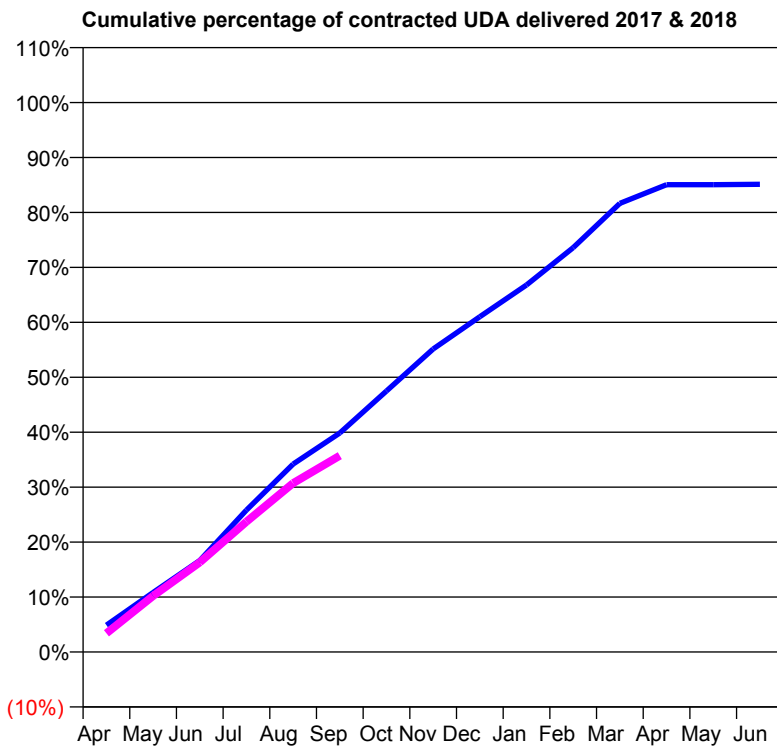
17/18 Contracted general activity (UDA)	39,546
Carry forward general activity (UDA)	0
17/18 Contracted orthodontic activity (UOA)	0
Carry forward orthodontic activity (UOA)	0
Baseline contract value	£847,545.28

ACCESS*

Patients seen in 24 months	Total	Change since previous quarter
Quarter ending September 2016	12,773	
Quarter ending December 2016	12,758	→
Quarter ending March 2017	12,791	→
Quarter ending June 2017	12,849	→
Quarter ending September 2017	12,721	→
Variance since September 2016	(0.4%)	→



ACTIVITY



Month	Adjusted Scheduled Activity (UDA)	
	2017	2018
April	1,930	1,347
May	4,289	4,032
June	6,591	6,458
July	10,219	9,377
August	13,529	12,157
September	15,766	14,129
October	18,782	
November	21,810	
December	24,131	
January	26,414	
February	29,098	
March	32,287	
April	33,629	
May	33,631	
June	33,664	

QUALITY

	Quantity	Base Number	Contract	AT	Region	England
% of FP17s for the same patient ID Re-attending within 3 months - Children	93	1,556	6.0%	9.6%	11.4%	11.9%
% of FP17s for the same patient ID Re-attending within 3 months - Adults	692	6,514	10.6%	14.2%	15.7%	15.9%
% of FP17s for the same patient ID Re-attending between 3 & 9 months - Children	873	1,556	56.1%	61.6%	60.6%	58.1%
% of FP17s for the same patient ID Re-attending between 3 & 9 months - Adults	3,274	6,514	50.3%	52.4%	52.0%	50.6%
% of FP17s for Band 1 Urgent Courses	434	7,419	5.8%	8.1%	9.6%	9.1%
% of FP17s Relating to Free Repair or Replacements	52	7,419	0.7%	0.8%	0.7%	0.8%
% of FP17s Relating to Continuations	138	7,419	1.9%	1.2%	1.0%	1.1%
% of Patients satisfied with the dentistry they have received	31	33	93.9%	92.1%	91.6%	91.4%
% of Patients satisfied with the time they had to wait for an appointment	25	33	75.8%	88.8%	87.9%	87.7%

* This is based on patients treated on this contract for their most recent course of treatment. Figures in italics indicate the base number of FP17s or Patient Questionnaire responses are less than 100. N/A is shown where the base number of responses is less than 10 during the period. % is calculated as Quantity/Base number*100

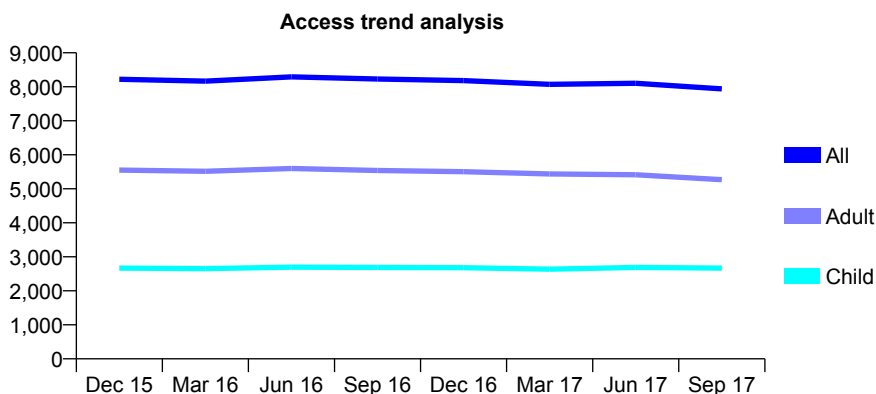
Q65 - Vital Signs At a Glance Contract Report for 187321/0002 - September 2017

Name or company name	Phoenix Dental Ltd.,
Contract type name	GDS Contract
Purpose of contract	General
Contract start date	01/04/2009
Contract end date	

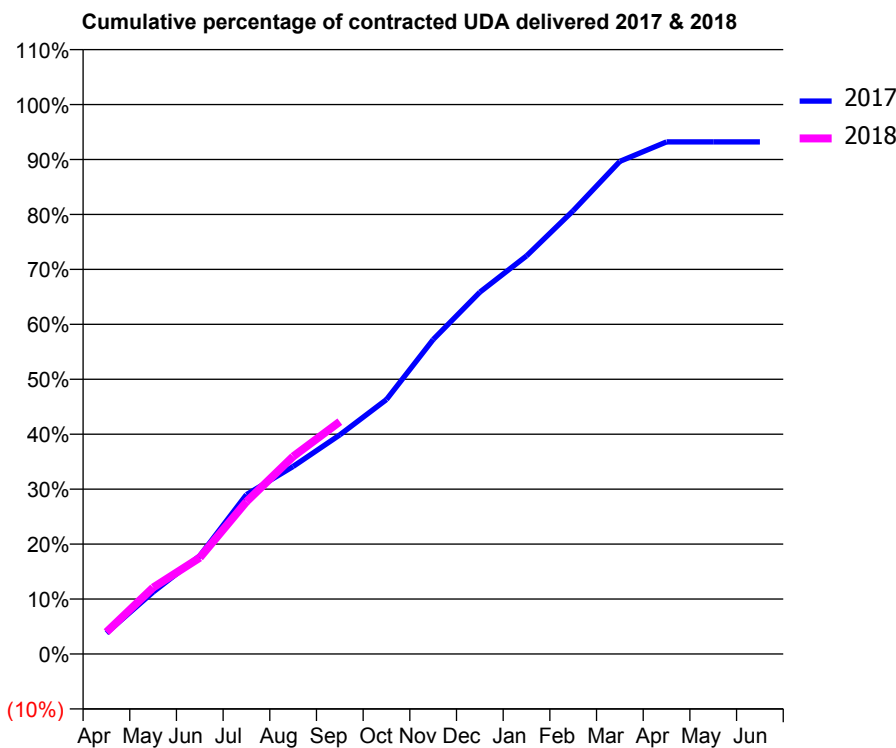
17/18 Contracted general activity (UDA)	20,500
Carry forward general activity (UDA)	0
17/18 Contracted orthodontic activity (UOA)	0
Carry forward orthodontic activity (UOA)	0
Baseline contract value	£484,160.09

ACCESS*

Patients seen in 24 months	Total	Change since previous quarter
Quarter ending September 2016	8,228	
Quarter ending December 2016	8,183	→
Quarter ending March 2017	8,074	↓
Quarter ending June 2017	8,105	→
Quarter ending September 2017	7,939	↓
Variance since September 2016	(3.5%)	↓



ACTIVITY



Month	Adjusted Scheduled Activity (UDA)	
	2017	2018
April	784	821
May	2,309	2,480
June	3,663	3,596
July	5,947	5,686
August	6,997	7,369
September	8,177	8,668
October	9,492	
November	11,732	
December	13,497	
January	14,851	
February	16,536	
March	18,379	
April	19,105	
May	19,106	
June	19,106	

QUALITY

	Quantity	Base Number	Contract	AT	Region	England
% of FP17s for the same patient ID Re-attending within 3 months - Children	112	1,938	5.8%	9.6%	11.4%	11.9%
% of FP17s for the same patient ID Re-attending within 3 months - Adults	381	3,198	11.9%	14.2%	15.7%	15.9%
% of FP17s for the same patient ID Re-attending between 3 & 9 months - Children	1,186	1,938	61.2%	61.6%	60.6%	58.1%
% of FP17s for the same patient ID Re-attending between 3 & 9 months - Adults	1,672	3,198	52.3%	52.4%	52.0%	50.6%
% of FP17s for Band 1 Urgent Courses	286	4,759	6.0%	8.1%	9.6%	9.1%
% of FP17s Relating to Free Repair or Replacements	42	4,759	0.9%	0.8%	0.7%	0.8%
% of FP17s Relating to Continuations	83	4,759	1.7%	1.2%	1.0%	1.1%
% of Patients satisfied with the dentistry they have received	20	25	80.0%	92.1%	91.6%	91.4%
% of Patients satisfied with the time they had to wait for an appointment	22	25	88.0%	88.8%	87.9%	87.7%

* This is based on patients treated on this contract for their most recent course of treatment. Figures in italics indicate the base number of FP17s or Patient Questionnaire responses are less than 100. N/A is shown where the base number of responses is less than 10 during the period. % is calculated as Quantity/Base number*100

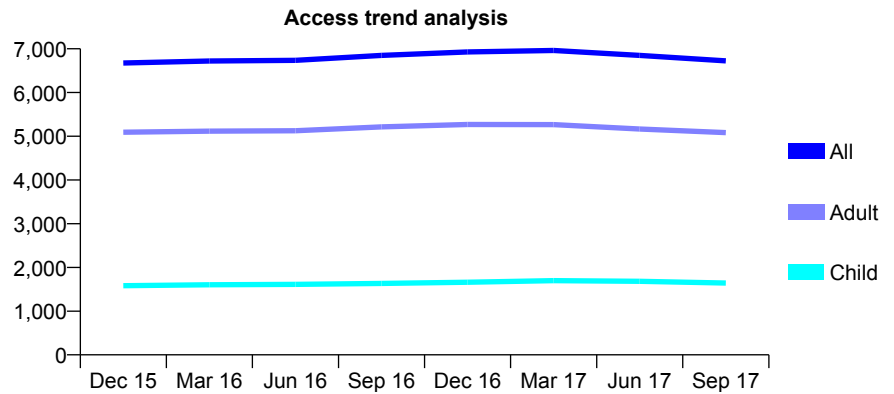
Q65 - Vital Signs At a Glance Contract Report for 187321/0003 - September 2017

Name or company name	Phoenix Dental Ltd.,
Contract type name	GDS Contract
Purpose of contract	General
Contract start date	25/10/2010
Contract end date	

17/18 Contracted general activity (UDA)	20,700
Carry forward general activity (UDA)	0
17/18 Contracted orthodontic activity (UOA)	0
Carry forward orthodontic activity (UOA)	0
Baseline contract value	£542,358.39

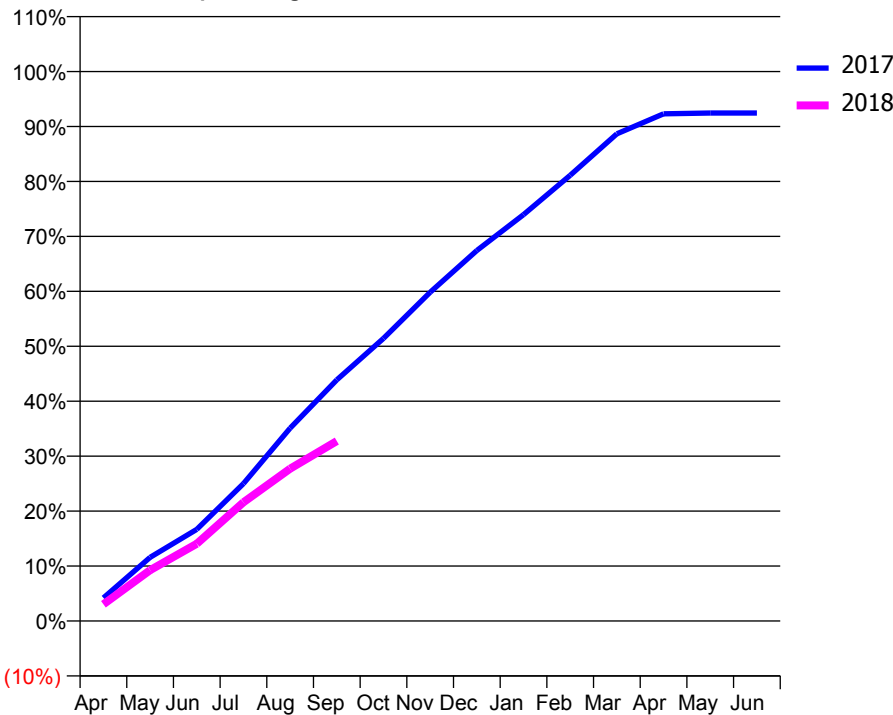
ACCESS*

Patients seen in 24 months	Total	Change since previous quarter
Quarter ending September 2016	6,848	
Quarter ending December 2016	6,929	→
Quarter ending March 2017	6,962	→
Quarter ending June 2017	6,849	↓
Quarter ending September 2017	6,725	↓
Variance since September 2016	(1.8%)	↓



ACTIVITY

Cumulative percentage of contracted UDA delivered 2017 & 2018



Month	Adjusted Scheduled Activity (UDA)	
	2017	2018
April	801	629
May	2,201	1,916
June	3,169	2,912
July	4,753	4,475
August	6,668	5,738
September	8,339	6,778
October	9,773	
November	11,367	
December	12,812	
January	14,050	
February	15,412	
March	16,846	
April	17,537	
May	17,565	
June	17,567	

QUALITY

	Quantity	Base Number	Contract	AT	Region	England
% of FP17s for the same patient ID Re-attending within 3 months - Children	42	1,003	4.2%	9.6%	11.4%	11.9%
% of FP17s for the same patient ID Re-attending within 3 months - Adults	143	2,604	5.5%	14.2%	15.7%	15.9%
% of FP17s for the same patient ID Re-attending between 3 & 9 months - Children	636	1,003	63.4%	61.6%	60.6%	58.1%
% of FP17s for the same patient ID Re-attending between 3 & 9 months - Adults	1,183	2,604	45.4%	52.4%	52.0%	50.6%
% of FP17s for Band 1 Urgent Courses	126	3,315	3.8%	8.1%	9.6%	9.1%
% of FP17s Relating to Free Repair or Replacements	17	3,315	0.5%	0.8%	0.7%	0.8%
% of FP17s Relating to Continuations	25	3,315	0.8%	1.2%	1.0%	1.1%
% of Patients satisfied with the dentistry they have received	14	15	93.3%	92.1%	91.6%	91.4%
% of Patients satisfied with the time they had to wait for an appointment	11	15	73.3%	88.8%	87.9%	87.7%

* This is based on patients treated on this contract for their most recent course of treatment. Figures in italics indicate the base number of FP17s or Patient Questionnaire responses are less than 100. N/A is shown where the base number of responses is less than 10 during the period. % is calculated as Quantity/Base number*100

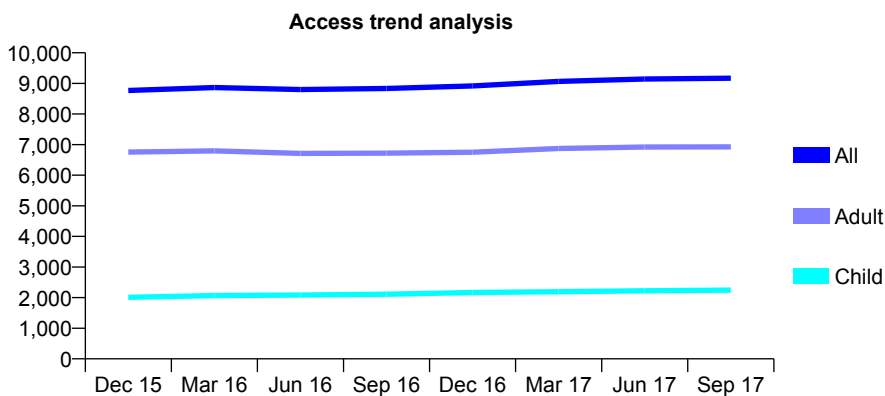
Q65 - Vital Signs At a Glance Contract Report for 190195/0007 - September 2017

Name or company name	Xeon Smiles UK Ltd
Contract type name	GDS Contract
Purpose of contract	General
Contract start date	01/11/2010
Contract end date	

17/18 Contracted general activity (UDA)	34,772
Carry forward general activity (UDA)	-102
17/18 Contracted orthodontic activity (UOA)	0
Carry forward orthodontic activity (UOA)	0
Baseline contract value	£879,903.22

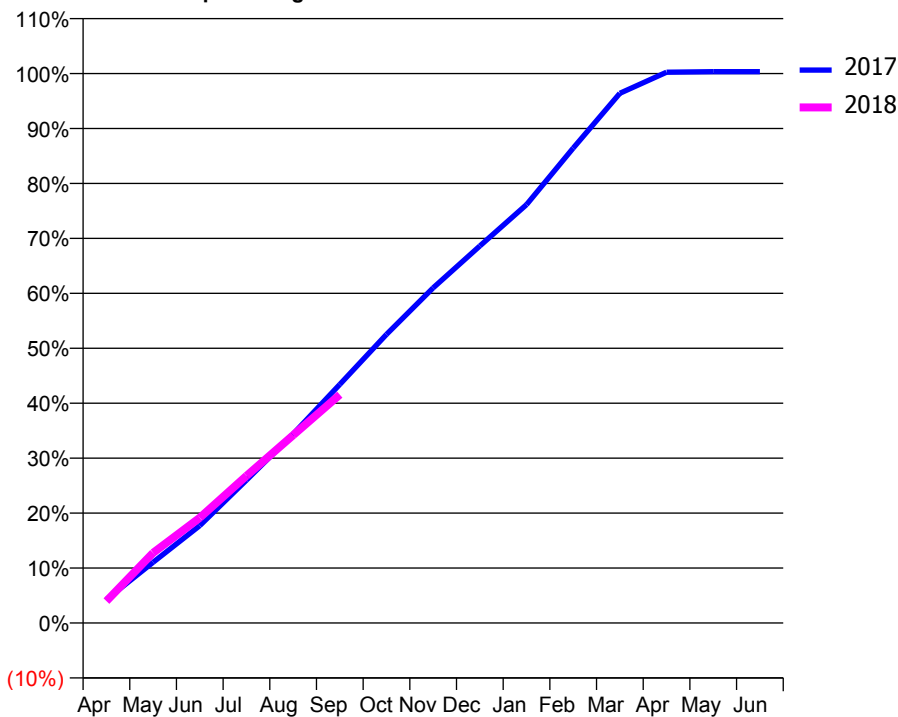
ACCESS*

Patients seen in 24 months	Total	Change since previous quarter
Quarter ending September 2016	8,834	
Quarter ending December 2016	8,917	→
Quarter ending March 2017	9,067	→
Quarter ending June 2017	9,145	→
Quarter ending September 2017	9,170	→
Variance since September 2016	3.8%	↑



ACTIVITY

Cumulative percentage of contracted UDA delivered 2017 & 2018



Month	Adjusted Scheduled Activity (UDA)	
	2017	2018
April	1,364	1,386
May	3,513	4,445
June	5,629	6,666
July	8,262	9,312
August	10,926	11,883
September	13,795	14,454
October	16,686	
November	19,382	
December	21,798	
January	24,194	
February	27,458	
March	30,628	
April	31,845	
May	31,874	
June	31,874	

QUALITY

	Quantity	Base Number	Contract	AT	Region	England
% of FP17s for the same patient ID Re-attending within 3 months - Children	118	1,412	8.4%	9.6%	11.4%	11.9%
% of FP17s for the same patient ID Re-attending within 3 months - Adults	664	3,976	16.7%	14.2%	15.7%	15.9%
% of FP17s for the same patient ID Re-attending between 3 & 9 months - Children	709	1,412	50.2%	61.6%	60.6%	58.1%
% of FP17s for the same patient ID Re-attending between 3 & 9 months - Adults	1,681	3,976	42.3%	52.4%	52.0%	50.6%
% of FP17s for Band 1 Urgent Courses	721	4,999	14.4%	8.1%	9.6%	9.1%
% of FP17s Relating to Free Repair or Replacements	78	4,999	1.6%	0.8%	0.7%	0.8%
% of FP17s Relating to Continuations	39	4,999	0.8%	1.2%	1.0%	1.1%
% of Patients satisfied with the dentistry they have received	16	21	76.2%	92.1%	91.6%	91.4%
% of Patients satisfied with the time they had to wait for an appointment	16	21	76.2%	88.8%	87.9%	87.7%

* This is based on patients treated on this contract for their most recent course of treatment. Figures in italics indicate the base number of FP17s or Patient Questionnaire responses are less than 100. N/A is shown where the base number of responses is less than 10 during the period. % is calculated as Quantity/Base number*100

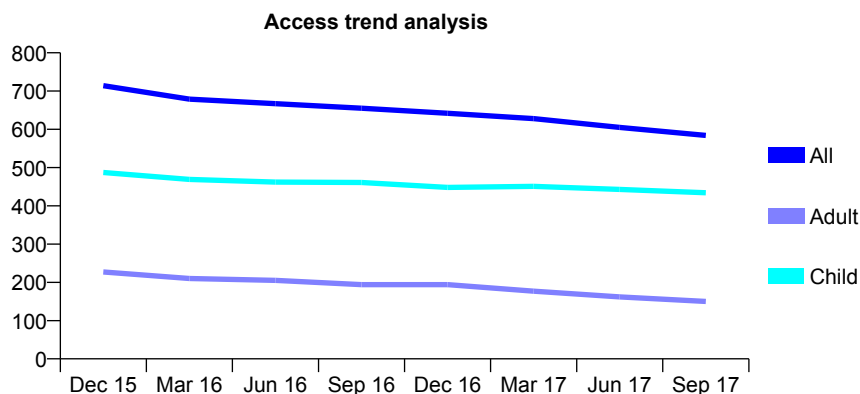
Q65 - Vital Signs At a Glance Contract Report for 190365/0001 - September 2017

Name or company name	Main Dental Partners
Contract type name	GDS Contract
Purpose of contract	General
Contract start date	01/03/2013
Contract end date	

17/18 Contracted general activity (UDA)	1,600
Carry forward general activity (UDA)	0
17/18 Contracted orthodontic activity (UOA)	0
Carry forward orthodontic activity (UOA)	0
Baseline contract value	£36,105.37

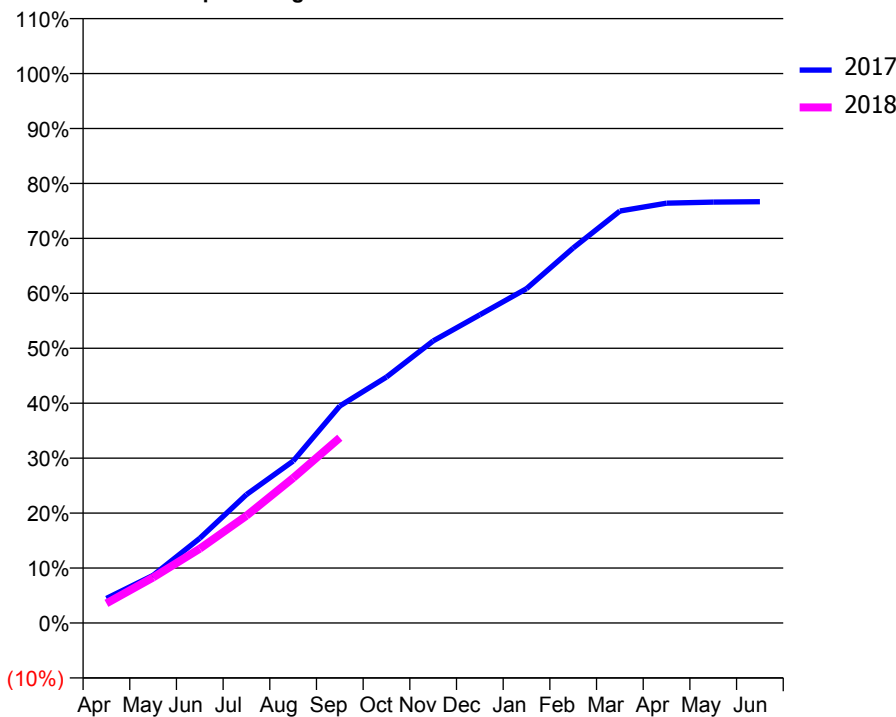
ACCESS*

Patients seen in 24 months	Total	Change since previous quarter
Quarter ending September 2016	655	
Quarter ending December 2016	642	↓
Quarter ending March 2017	628	↓
Quarter ending June 2017	605	↓
Quarter ending September 2017	584	↓
Variance since September 2016	(10.8%)	↓



ACTIVITY

Cumulative percentage of contracted UDA delivered 2017 & 2018



Adjusted Scheduled Activity (UDA)

Month	2017	2018
April	72	57
May	139	133
June	247	216
July	374	312
August	471	422
September	632	539
October	716	
November	821	
December	897	
January	974	
February	1,092	
March	1,200	
April	1,223	
May	1,226	
June	1,227	

QUALITY

	Quantity	Base Number	Contract	AT	Region	England
% of FP17s for the same patient ID Re-attending within 3 months - Children	28	340	8.2%	9.6%	11.4%	11.9%
% of FP17s for the same patient ID Re-attending within 3 months - Adults	9	65	13.8%	14.2%	15.7%	15.9%
% of FP17s for the same patient ID Re-attending between 3 & 9 months - Children	218	340	64.1%	61.6%	60.6%	58.1%
% of FP17s for the same patient ID Re-attending between 3 & 9 months - Adults	34	65	52.3%	52.4%	52.0%	50.6%
% of FP17s for Band 1 Urgent Courses	12	379	3.2%	8.1%	9.6%	9.1%
% of FP17s Relating to Free Repair or Replacements	0	379	0.0%	0.8%	0.7%	0.8%
% of FP17s Relating to Continuations	6	379	1.6%	1.2%	1.0%	1.1%
% of Patients satisfied with the dentistry they have received	1	1	N/A	92.1%	91.6%	91.4%
% of Patients satisfied with the time they had to wait for an appointment	1	1	N/A	88.8%	87.9%	87.7%

* This is based on patients treated on this contract for their most recent course of treatment. Figures in italics indicate the base number of FP17s or Patient Questionnaire responses are less than 100. N/A is shown where the base number of responses is less than 10 during the period. % is calculated as Quantity/Base number*100

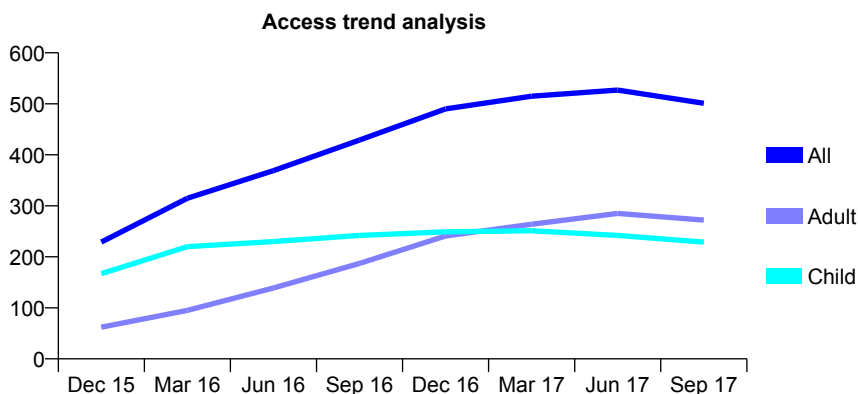
Q65 - Vital Signs At a Glance Contract Report for 192392/0001 - September 2017

Name or company name	Miss AJ Gorman
Contract type name	GDS Contract
Purpose of contract	General
Contract start date	15/05/2015
Contract end date	

17/18 Contracted general activity (UDA)	1,255
Carry forward general activity (UDA)	0
17/18 Contracted orthodontic activity (UOA)	0
Carry forward orthodontic activity (UOA)	0
Baseline contract value	£30,282.12

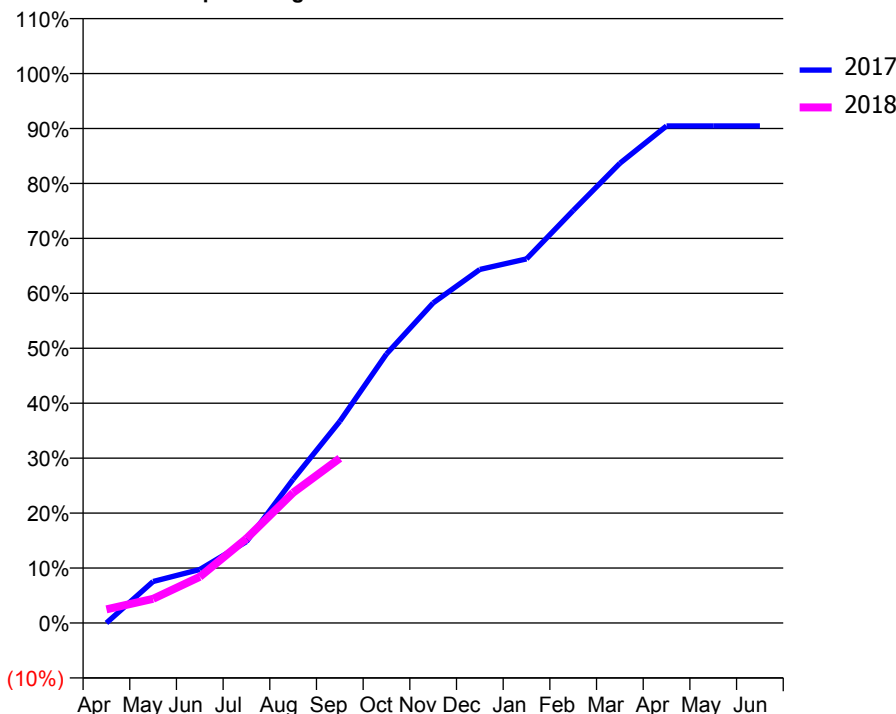
ACCESS*

Patients seen in 24 months	Total	Change since previous quarter
Quarter ending September 2016	429	
Quarter ending December 2016	490	↑
Quarter ending March 2017	515	↑
Quarter ending June 2017	527	↑
Quarter ending September 2017	501	↓
Variance since September 2016	16.8%	↑



ACTIVITY

Cumulative percentage of contracted UDA delivered 2017 & 2018



Adjusted Scheduled Activity (UDA)

Month	2017	2018
April	0	31
May	95	55
June	122	105
July	186	193
August	328	298
September	461	376
October	614	
November	731	
December	808	
January	832	
February	942	
March	1,050	
April	1,135	
May	1,135	
June	1,135	

QUALITY

	Quantity	Base Number	Contract	AT	Region	England
% of FP17s for the same patient ID Re-attending within 3 months - Children	14	149	9.4%	9.6%	11.4%	11.9%
% of FP17s for the same patient ID Re-attending within 3 months - Adults	10	115	8.7%	14.2%	15.7%	15.9%
% of FP17s for the same patient ID Re-attending between 3 & 9 months - Children	70	149	47.0%	61.6%	60.6%	58.1%
% of FP17s for the same patient ID Re-attending between 3 & 9 months - Adults	24	115	20.9%	52.4%	52.0%	50.6%
% of FP17s for Band 1 Urgent Courses	37	216	17.1%	8.1%	9.6%	9.1%
% of FP17s Relating to Free Repair or Replacements	0	216	0.0%	0.8%	0.7%	0.8%
% of FP17s Relating to Continuations	0	216	0.0%	1.2%	1.0%	1.1%
% of Patients satisfied with the dentistry they have received	0	0	N/A	92.1%	91.6%	91.4%
% of Patients satisfied with the time they had to wait for an appointment	0	0	N/A	88.8%	87.9%	87.7%

* This is based on patients treated on this contract for their most recent course of treatment. Figures in italics indicate the base number of FP17s or Patient Questionnaire responses are less than 100. N/A is shown where the base number of responses is less than 10 during the period. % is calculated as Quantity/Base number*100

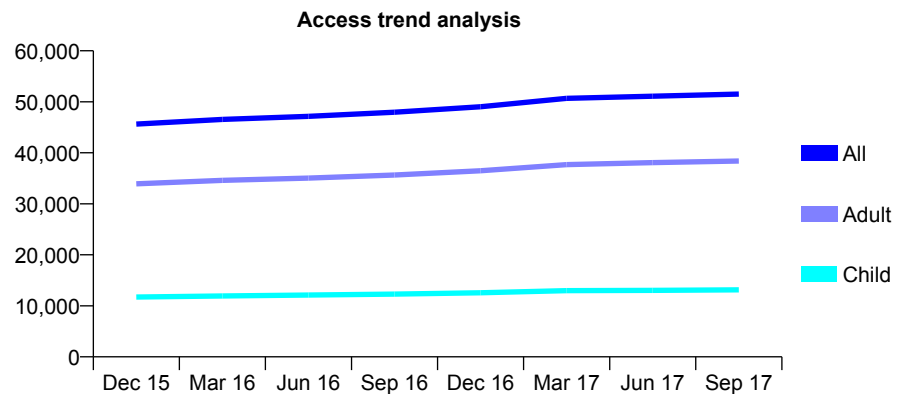
Q65 - Vital Signs At a Glance Contract Report for 196703/0001 - September 2017

Name or company name	D A & C Houston & Associates
Contract type name	GDS Contract
Purpose of contract	General
Contract start date	01/10/2013
Contract end date	

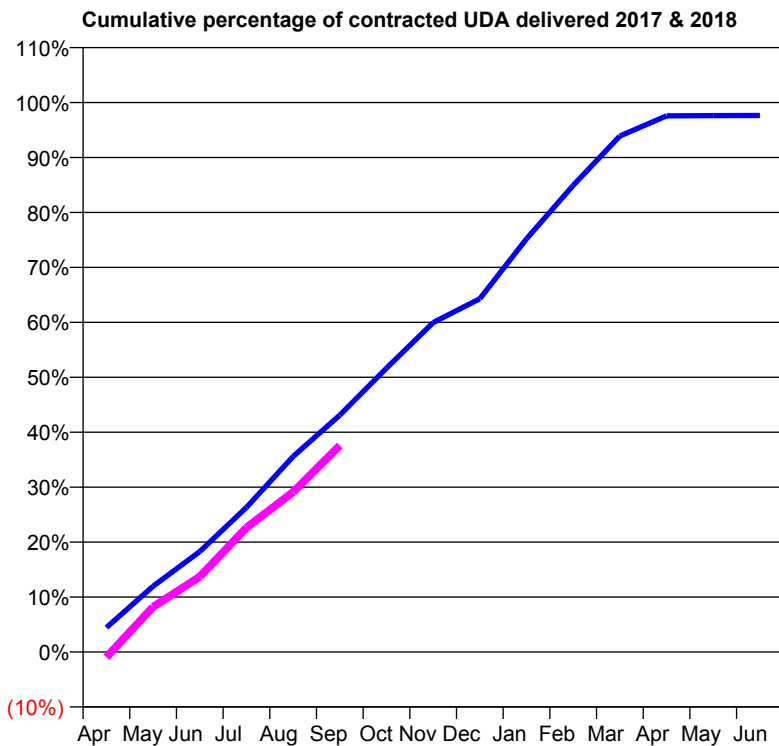
17/18 Contracted general activity (UDA)	180,033
Carry forward general activity (UDA)	4,446
17/18 Contracted orthodontic activity (UOA)	0
Carry forward orthodontic activity (UOA)	0
Baseline contract value	£4,546,578.85

ACCESS*

Patients seen in 24 months	Total	Change since previous quarter
Quarter ending September 2016	47,956	
Quarter ending December 2016	49,044	↑
Quarter ending March 2017	50,668	↑
Quarter ending June 2017	51,110	→
Quarter ending September 2017	51,521	→
Variance since September 2016	7.4%	↑



ACTIVITY



Month	Adjusted Scheduled Activity (UDA)	
	2017	2018
April	7,494	-1,725
May	20,178	14,783
June	30,804	24,676
July	44,319	40,736
August	59,937	52,388
September	72,593	67,653
October	86,983	
November	100,975	
December	108,315	
January	126,665	
February	143,054	
March	158,167	
April	164,350	
May	164,417	
June	164,444	

QUALITY

	Quantity	Base Number	Contract	AT	Region	England
% of FP17s for the same patient ID Re-attending within 3 months - Children	730	10,704	6.8%	9.6%	11.4%	11.9%
% of FP17s for the same patient ID Re-attending within 3 months - Adults	4,266	29,231	14.6%	14.2%	15.7%	15.9%
% of FP17s for the same patient ID Re-attending between 3 & 9 months - Children	7,228	10,704	67.5%	61.6%	60.6%	58.1%
% of FP17s for the same patient ID Re-attending between 3 & 9 months - Adults	18,499	29,231	63.3%	52.4%	52.0%	50.6%
% of FP17s for Band 1 Urgent Courses	2,892	34,701	8.3%	8.1%	9.6%	9.1%
% of FP17s Relating to Free Repair or Replacements	436	34,701	1.3%	0.8%	0.7%	0.8%
% of FP17s Relating to Continuations	575	34,701	1.7%	1.2%	1.0%	1.1%
% of Patients satisfied with the dentistry they have received	112	121	92.6%	92.1%	91.6%	91.4%
% of Patients satisfied with the time they had to wait for an appointment	112	121	92.6%	88.8%	87.9%	87.7%

* This is based on patients treated on this contract for their most recent course of treatment. Figures in italics indicate the base number of FP17s or Patient Questionnaire responses are less than 100. N/A is shown where the base number of responses is less than 10 during the period. % is calculated as Quantity/Base number*100

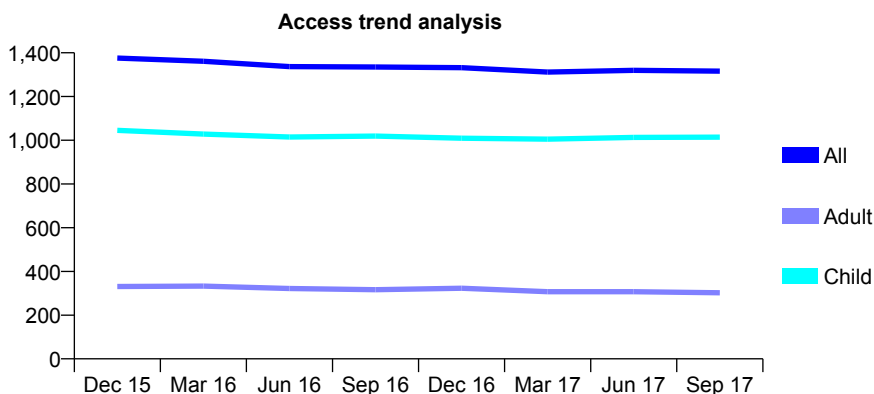
Q65 - Vital Signs At a Glance Contract Report for 197963/0001 - September 2017

Name or company name	Linden House Dental Practice
Contract type name	GDS Contract
Purpose of contract	General and Orthodontic
Contract start date	01/02/2011
Contract end date	

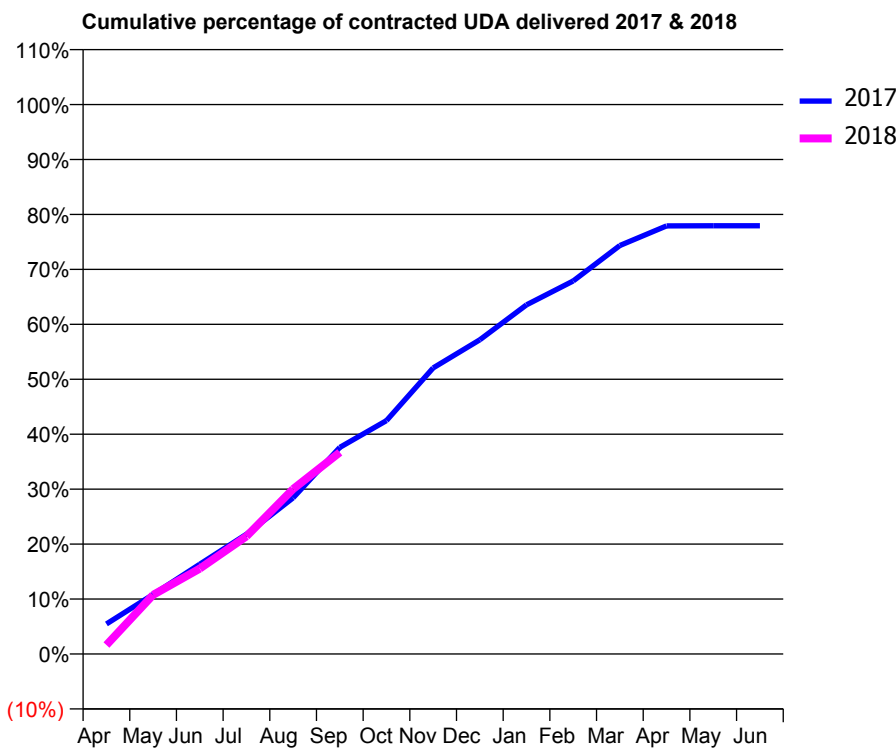
17/18 Contracted general activity (UDA)	3,702
Carry forward general activity (UDA)	0
17/18 Contracted orthodontic activity (UOA)	472
Carry forward orthodontic activity (UOA)	0
Baseline contract value	£119,698.50

ACCESS*

Patients seen in 24 months	Total	Change since previous quarter
Quarter ending September 2016	1,335	
Quarter ending December 2016	1,332	→
Quarter ending March 2017	1,312	↓
Quarter ending June 2017	1,320	→
Quarter ending September 2017	1,316	→
Variance since September 2016	(1.4%)	↓



ACTIVITY



Month	Adjusted Scheduled Activity (UDA)	
	2017	2018
April	203	61
May	401	399
June	605	576
July	807	793
August	1,053	1,111
September	1,392	1,359
October	1,573	
November	1,928	
December	2,117	
January	2,352	
February	2,514	
March	2,752	
April	2,884	
May	2,885	
June	2,885	

QUALITY

	Quantity	Base Number	Contract	AT	Region	England
% of FP17s for the same patient ID Re-attending within 3 months - Children	86	885	9.7%	9.6%	11.4%	11.9%
% of FP17s for the same patient ID Re-attending within 3 months - Adults	12	143	8.4%	14.2%	15.7%	15.9%
% of FP17s for the same patient ID Re-attending between 3 & 9 months - Children	571	885	64.5%	61.6%	60.6%	58.1%
% of FP17s for the same patient ID Re-attending between 3 & 9 months - Adults	88	143	61.5%	52.4%	52.0%	50.6%
% of FP17s for Band 1 Urgent Courses	24	914	2.6%	8.1%	9.6%	9.1%
% of FP17s Relating to Free Repair or Replacements	0	914	0.0%	0.8%	0.7%	0.8%
% of FP17s Relating to Continuations	0	914	0.0%	1.2%	1.0%	1.1%
% of Patients satisfied with the dentistry they have received	4	4	N/A	92.1%	91.6%	91.4%
% of Patients satisfied with the time they had to wait for an appointment	4	4	N/A	88.8%	87.9%	87.7%

* This is based on patients treated on this contract for their most recent course of treatment. Figures in italics indicate the base number of FP17s or Patient Questionnaire responses are less than 100. N/A is shown where the base number of responses is less than 10 during the period. % is calculated as Quantity/Base number*100

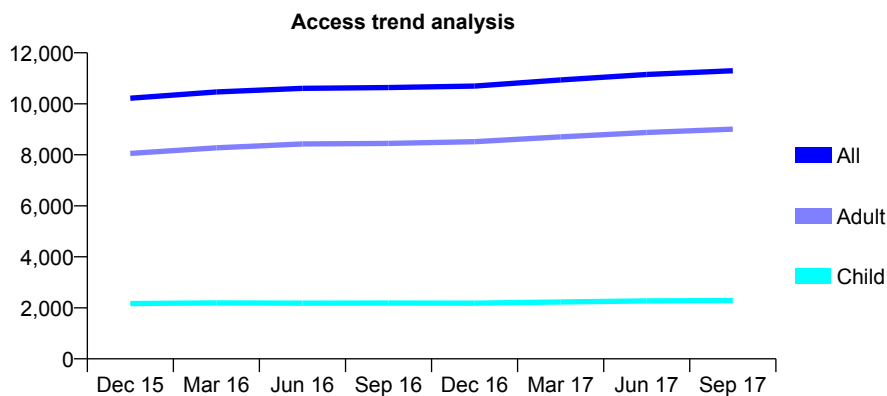
Q65 - Vital Signs At a Glance Contract Report for 198587/0001 - September 2017

Name or company name	Cheddar Dental Practice
Contract type name	GDS Contract
Purpose of contract	General
Contract start date	01/08/2014
Contract end date	

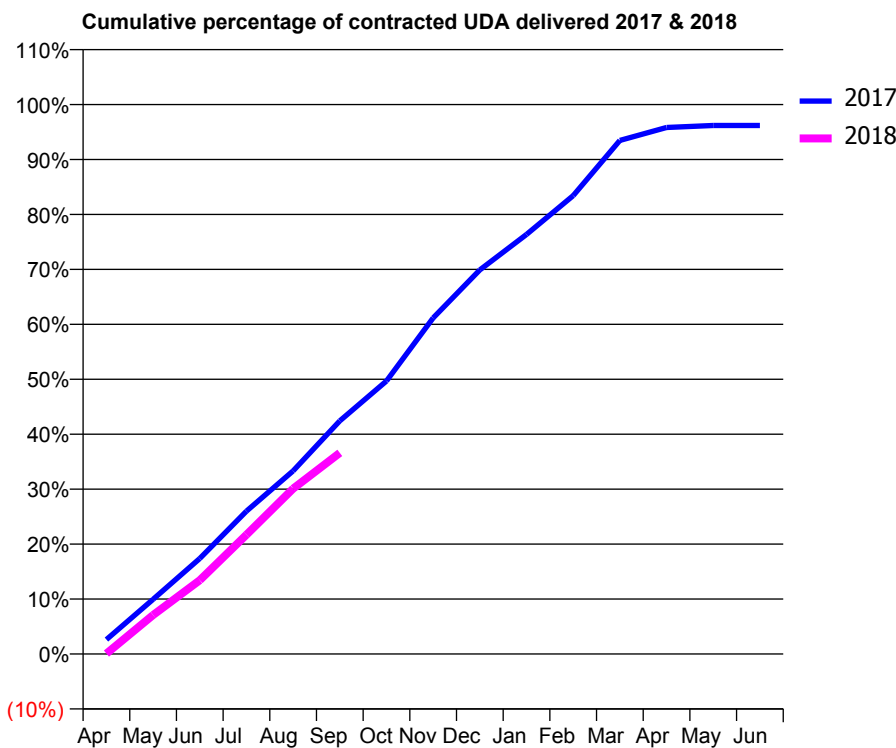
17/18 Contracted general activity (UDA)	31,258
Carry forward general activity (UDA)	1,135
17/18 Contracted orthodontic activity (UOA)	0
Carry forward orthodontic activity (UOA)	0
Baseline contract value	£696,815.82

ACCESS*

Patients seen in 24 months	Total	Change since previous quarter
Quarter ending September 2016	10,639	
Quarter ending December 2016	10,696	→
Quarter ending March 2017	10,935	↑
Quarter ending June 2017	11,148	→
Quarter ending September 2017	11,298	→
Variance since September 2016	6.2%	↑



ACTIVITY



Month	Adjusted Scheduled Activity (UDA)	
	2017	2018
April	783	25
May	2,961	2,216
June	5,171	4,196
July	7,739	6,783
August	9,917	9,410
September	12,625	11,443
October	14,787	
November	18,201	
December	20,803	
January	22,719	
February	24,825	
March	27,816	
April	28,515	
May	28,623	
June	28,623	

QUALITY

	Quantity	Base Number	Contract	AT	Region	England
% of FP17s for the same patient ID Re-attending within 3 months - Children	156	2,084	7.5%	9.6%	11.4%	11.9%
% of FP17s for the same patient ID Re-attending within 3 months - Adults	995	6,813	14.6%	14.2%	15.7%	15.9%
% of FP17s for the same patient ID Re-attending between 3 & 9 months - Children	1,425	2,084	68.4%	61.6%	60.6%	58.1%
% of FP17s for the same patient ID Re-attending between 3 & 9 months - Adults	2,913	6,813	42.8%	52.4%	52.0%	50.6%
% of FP17s for Band 1 Urgent Courses	543	6,973	7.8%	8.1%	9.6%	9.1%
% of FP17s Relating to Free Repair or Replacements	88	6,973	1.3%	0.8%	0.7%	0.8%
% of FP17s Relating to Continuations	74	6,973	1.1%	1.2%	1.0%	1.1%
% of Patients satisfied with the dentistry they have received	42	43	97.7%	92.1%	91.6%	91.4%
% of Patients satisfied with the time they had to wait for an appointment	39	43	90.7%	88.8%	87.9%	87.7%

* This is based on patients treated on this contract for their most recent course of treatment. Figures in italics indicate the base number of FP17s or Patient Questionnaire responses are less than 100. N/A is shown where the base number of responses is less than 10 during the period. % is calculated as Quantity/Base number*100

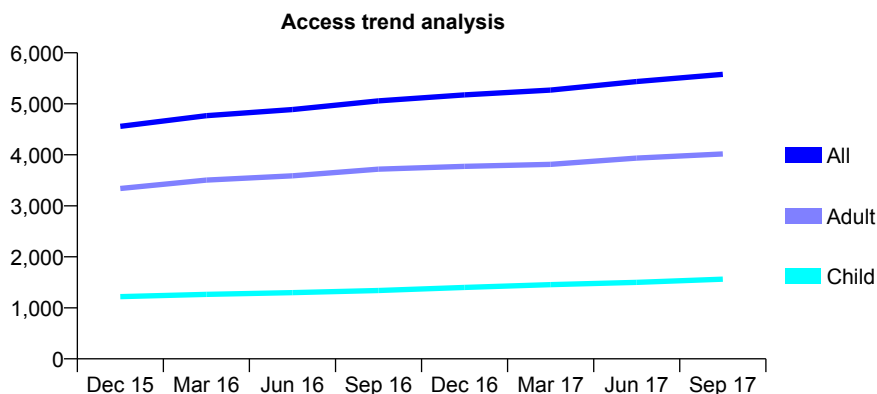
Q65 - Vital Signs At a Glance Contract Report for 199311/0001 - September 2017

Name or company name	Watersedge Blue Ltd
Contract type name	GDS Contract
Purpose of contract	General
Contract start date	01/09/2010
Contract end date	

17/18 Contracted general activity (UDA)	14,000
Carry forward general activity (UDA)	-274
17/18 Contracted orthodontic activity (UOA)	0
Carry forward orthodontic activity (UOA)	0
Baseline contract value	£368,739.21

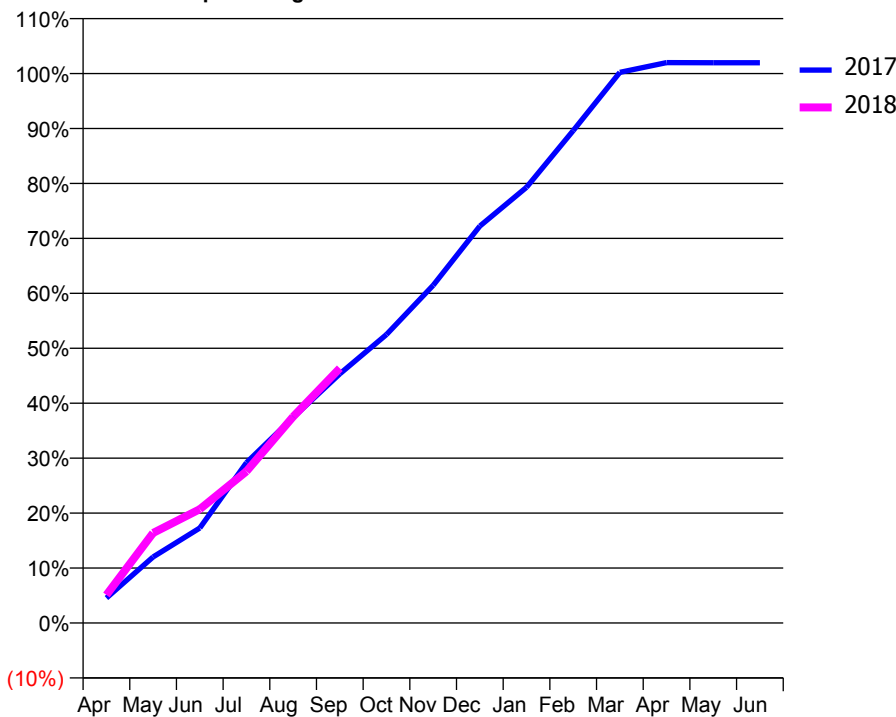
ACCESS*

Patients seen in 24 months	Total	Change since previous quarter
Quarter ending September 2016	5,058	
Quarter ending December 2016	5,175	↑
Quarter ending March 2017	5,268	→
Quarter ending June 2017	5,436	↑
Quarter ending September 2017	5,579	↑
Variance since September 2016	10.3%	↑



ACTIVITY

Cumulative percentage of contracted UDA delivered 2017 & 2018



Adjusted Scheduled Activity (UDA)

Month	2017	2018
April	638	716
May	1,684	2,294
June	2,422	2,901
July	4,085	3,866
August	5,237	5,257
September	6,348	6,491
October	7,352	
November	8,604	
December	10,113	
January	11,099	
February	12,544	
March	14,028	
April	14,278	
May	14,275	
June	14,274	

QUALITY

	Quantity	Base Number	Contract	AT	Region	England
% of FP17s for the same patient ID Re-attending within 3 months - Children	78	992	7.9%	9.6%	11.4%	11.9%
% of FP17s for the same patient ID Re-attending within 3 months - Adults	313	2,245	13.9%	14.2%	15.7%	15.9%
% of FP17s for the same patient ID Re-attending between 3 & 9 months - Children	486	992	49.0%	61.6%	60.6%	58.1%
% of FP17s for the same patient ID Re-attending between 3 & 9 months - Adults	984	2,245	43.8%	52.4%	52.0%	50.6%
% of FP17s for Band 1 Urgent Courses	183	2,793	6.6%	8.1%	9.6%	9.1%
% of FP17s Relating to Free Repair or Replacements	39	2,793	1.4%	0.8%	0.7%	0.8%
% of FP17s Relating to Continuations	42	2,793	1.5%	1.2%	1.0%	1.1%
% of Patients satisfied with the dentistry they have received	9	9	N/A	92.1%	91.6%	91.4%
% of Patients satisfied with the time they had to wait for an appointment	9	9	N/A	88.8%	87.9%	87.7%

* This is based on patients treated on this contract for their most recent course of treatment. Figures in italics indicate the base number of FP17s or Patient Questionnaire responses are less than 100. N/A is shown where the base number of responses is less than 10 during the period. % is calculated as Quantity/Base number*100

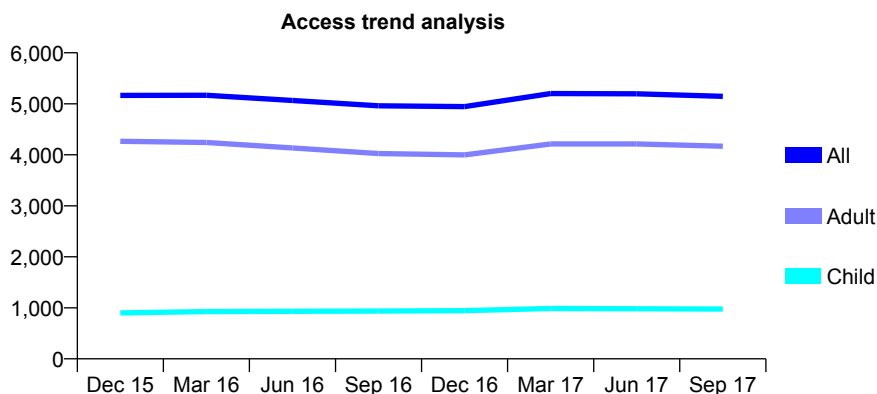
Q65 - Vital Signs At a Glance Contract Report for 199311/0002 - September 2017

Name or company name	Watersedge Blue Ltd
Contract type name	GDS Contract
Purpose of contract	General
Contract start date	01/04/2013
Contract end date	

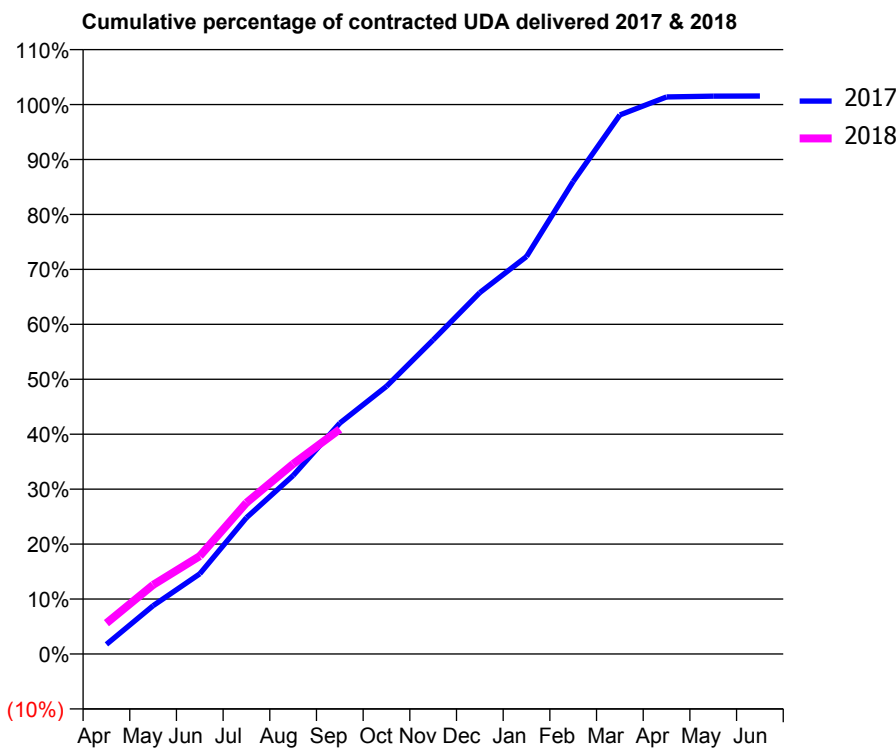
17/18 Contracted general activity (UDA)	18,000
Carry forward general activity (UDA)	-278
17/18 Contracted orthodontic activity (UOA)	0
Carry forward orthodontic activity (UOA)	0
Baseline contract value	£539,472.80

ACCESS*

Patients seen in 24 months	Total	Change since previous quarter
Quarter ending September 2016	4,962	
Quarter ending December 2016	4,944	→
Quarter ending March 2017	5,200	↑
Quarter ending June 2017	5,195	→
Quarter ending September 2017	5,146	→
Variance since September 2016	3.7%	↑



ACTIVITY



Adjusted Scheduled Activity (UDA)		
Month	2017	2018
April	315	1,012
May	1,583	2,263
June	2,629	3,207
July	4,468	4,955
August	5,849	6,227
September	7,565	7,363
October	8,767	
November	10,288	
December	11,838	
January	13,018	
February	15,479	
March	17,657	
April	18,247	
May	18,275	
June	18,278	

QUALITY

	Quantity	Base Number	Contract	AT	Region	England
% of FP17s for the same patient ID Re-attending within 3 months - Children	38	506	7.5%	9.6%	11.4%	11.9%
% of FP17s for the same patient ID Re-attending within 3 months - Adults	477	2,658	17.9%	14.2%	15.7%	15.9%
% of FP17s for the same patient ID Re-attending between 3 & 9 months - Children	211	506	41.7%	61.6%	60.6%	58.1%
% of FP17s for the same patient ID Re-attending between 3 & 9 months - Adults	1,359	2,658	51.1%	52.4%	52.0%	50.6%
% of FP17s for Band 1 Urgent Courses	245	2,928	8.4%	8.1%	9.6%	9.1%
% of FP17s Relating to Free Repair or Replacements	57	2,928	1.9%	0.8%	0.7%	0.8%
% of FP17s Relating to Continuations	52	2,928	1.8%	1.2%	1.0%	1.1%
% of Patients satisfied with the dentistry they have received	21	21	100.0%	92.1%	91.6%	91.4%
% of Patients satisfied with the time they had to wait for an appointment	19	21	90.5%	88.8%	87.9%	87.7%

* This is based on patients treated on this contract for their most recent course of treatment. Figures in italics indicate the base number of FP17s or Patient Questionnaire responses are less than 100. N/A is shown where the base number of responses is less than 10 during the period. % is calculated as Quantity/Base number*100

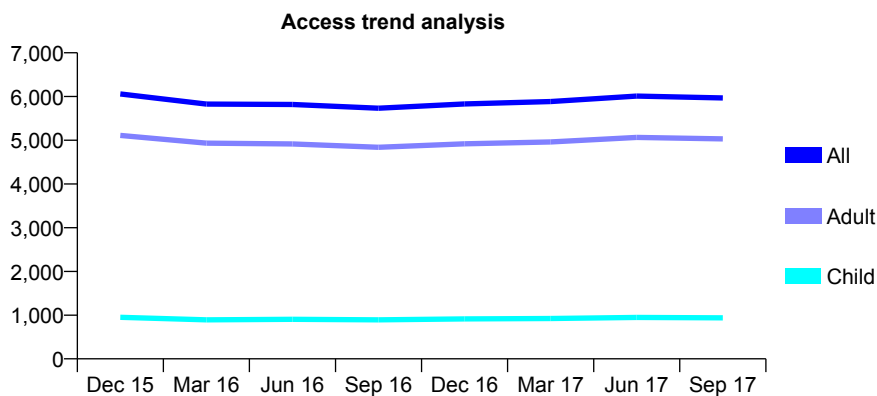
Q65 - Vital Signs At a Glance Contract Report for 199311/0003 - September 2017

Name or company name	Watersedge Blue Ltd
Contract type name	GDS Contract
Purpose of contract	General
Contract start date	01/04/2013
Contract end date	

17/18 Contracted general activity (UDA)	19,322
Carry forward general activity (UDA)	-387
17/18 Contracted orthodontic activity (UOA)	0
Carry forward orthodontic activity (UOA)	0
Baseline contract value	£579,094.07

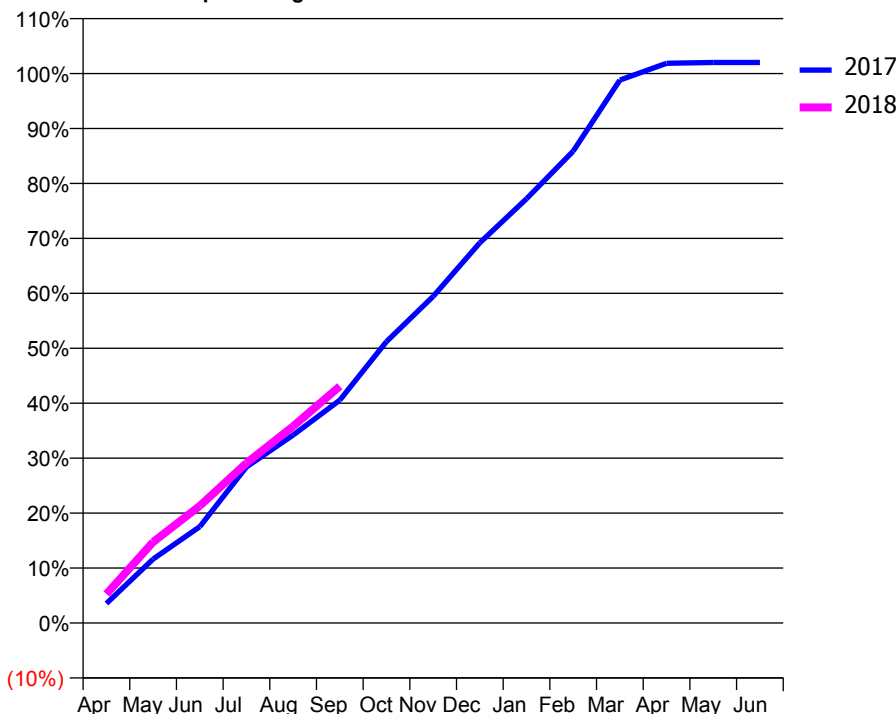
ACCESS*

Patients seen in 24 months	Total	Change since previous quarter
Quarter ending September 2016	5,732	
Quarter ending December 2016	5,831	→
Quarter ending March 2017	5,885	→
Quarter ending June 2017	6,011	↑
Quarter ending September 2017	5,968	→
Variance since September 2016	4.1%	↑



ACTIVITY

Cumulative percentage of contracted UDA delivered 2017 & 2018



Month	Adjusted Scheduled Activity (UDA)	
	2017	2018
April	685	1,020
May	2,250	2,847
June	3,389	4,118
July	5,491	5,622
August	6,611	6,920
September	7,838	8,324
October	9,896	
November	11,484	
December	13,368	
January	14,917	
February	16,590	
March	19,090	
April	19,683	
May	19,712	
June	19,709	

QUALITY

	Quantity	Base Number	Contract	AT	Region	England
% of FP17s for the same patient ID Re-attending within 3 months - Children	38	512	7.4%	9.6%	11.4%	11.9%
% of FP17s for the same patient ID Re-attending within 3 months - Adults	595	3,114	19.1%	14.2%	15.7%	15.9%
% of FP17s for the same patient ID Re-attending between 3 & 9 months - Children	185	512	36.1%	61.6%	60.6%	58.1%
% of FP17s for the same patient ID Re-attending between 3 & 9 months - Adults	1,368	3,114	43.9%	52.4%	52.0%	50.6%
% of FP17s for Band 1 Urgent Courses	408	3,151	12.9%	8.1%	9.6%	9.1%
% of FP17s Relating to Free Repair or Replacements	64	3,151	2.0%	0.8%	0.7%	0.8%
% of FP17s Relating to Continuations	84	3,151	2.7%	1.2%	1.0%	1.1%
% of Patients satisfied with the dentistry they have received	16	19	84.2%	92.1%	91.6%	91.4%
% of Patients satisfied with the time they had to wait for an appointment	19	19	100.0%	88.8%	87.9%	87.7%

* This is based on patients treated on this contract for their most recent course of treatment. Figures in italics indicate the base number of FP17s or Patient Questionnaire responses are less than 100. N/A is shown where the base number of responses is less than 10 during the period. % is calculated as Quantity/Base number*100

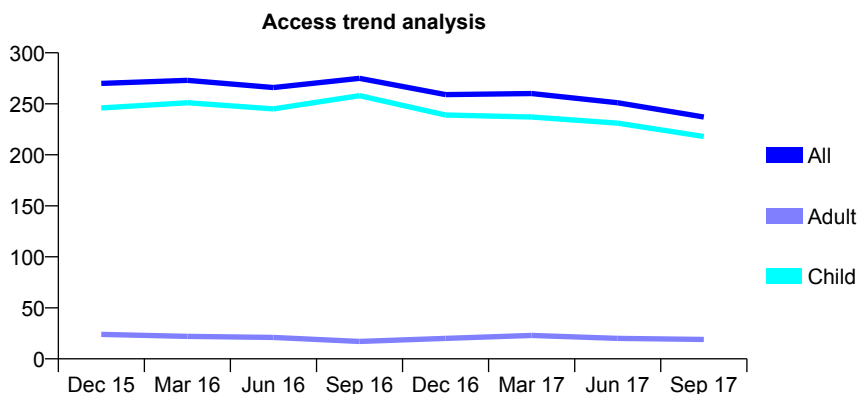
Q65 - Vital Signs At a Glance Contract Report for 199397/0001 - September 2017

Name or company name	Stoke Bishop Dental Centre
Contract type name	GDS Contract
Purpose of contract	General
Contract start date	01/04/2012
Contract end date	

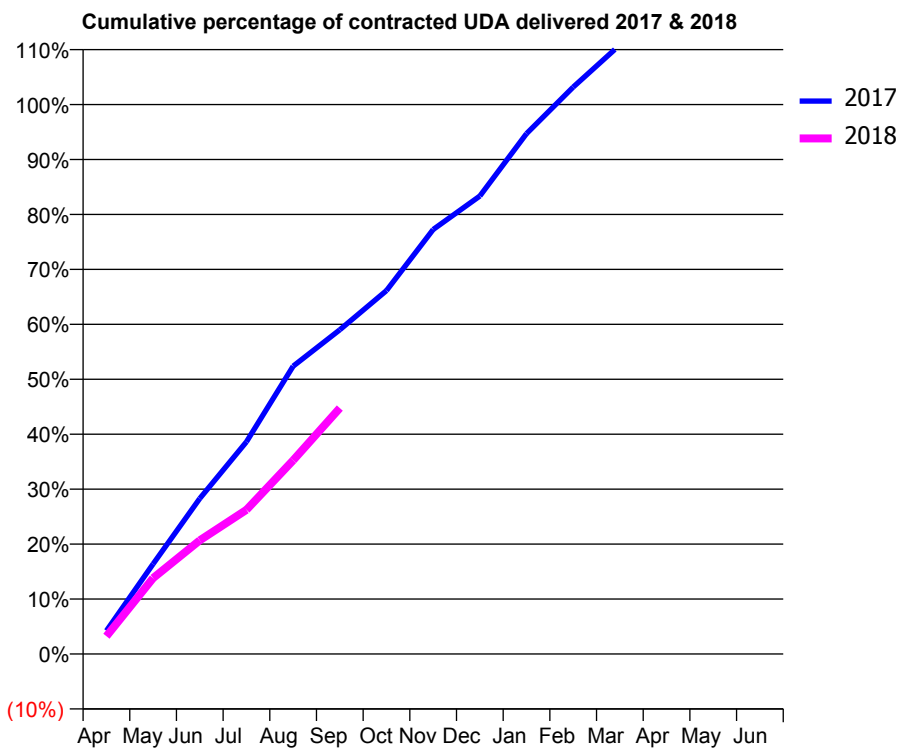
17/18 Contracted general activity (UDA)	378
Carry forward general activity (UDA)	-8
17/18 Contracted orthodontic activity (UOA)	0
Carry forward orthodontic activity (UOA)	0
Baseline contract value	£8,542.39

ACCESS*

Patients seen in 24 months	Total	Change since previous quarter
Quarter ending September 2016	275	
Quarter ending December 2016	259	↓
Quarter ending March 2017	260	→
Quarter ending June 2017	251	↓
Quarter ending September 2017	237	↓
Variance since September 2016	(13.8%)	↓



ACTIVITY



Adjusted Scheduled Activity (UDA)		
Month	2017	2018
April	16	12
May	62	52
June	107	78
July	146	99
August	198	133
September	223	169
October	250	
November	292	
December	315	
January	358	
February	390	
March	419	
April	426	
May	427	
June	427	

QUALITY

	Quantity	Base Number	Contract	AT	Region	England
% of FP17s for the same patient ID Re-attending within 3 months - Children	4	149	2.7%	9.6%	11.4%	11.9%
% of FP17s for the same patient ID Re-attending within 3 months - Adults	0	0	N/A	14.2%	15.7%	15.9%
% of FP17s for the same patient ID Re-attending between 3 & 9 months - Children	100	149	67.1%	61.6%	60.6%	58.1%
% of FP17s for the same patient ID Re-attending between 3 & 9 months - Adults	0	0	N/A	52.4%	52.0%	50.6%
% of FP17s for Band 1 Urgent Courses	1	142	0.7%	8.1%	9.6%	9.1%
% of FP17s Relating to Free Repair or Replacements	0	142	0.0%	0.8%	0.7%	0.8%
% of FP17s Relating to Continuations	0	142	0.0%	1.2%	1.0%	1.1%
% of Patients satisfied with the dentistry they have received	0	0	N/A	92.1%	91.6%	91.4%
% of Patients satisfied with the time they had to wait for an appointment	0	0	N/A	88.8%	87.9%	87.7%

* This is based on patients treated on this contract for their most recent course of treatment. Figures in italics indicate the base number of FP17s or Patient Questionnaire responses are less than 100. N/A is shown where the base number of responses is less than 10 during the period. % is calculated as Quantity/Base number*100

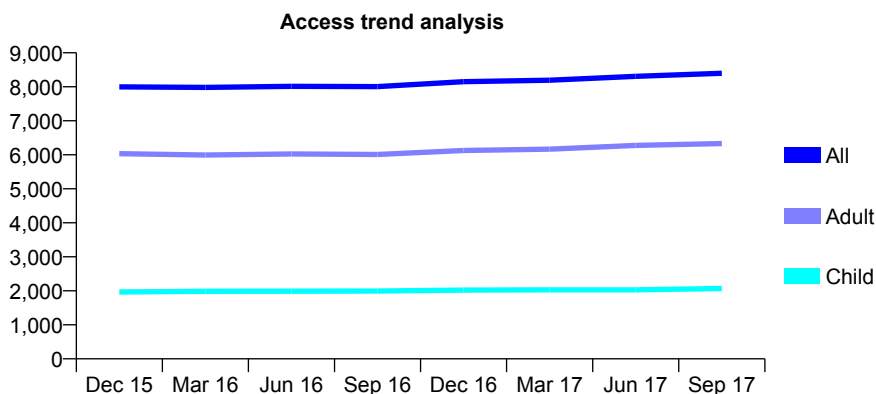
Q65 - Vital Signs At a Glance Contract Report for 199419/0001 - September 2017

Name or company name	Apple Practice Limited
Contract type name	GDS Contract
Purpose of contract	General
Contract start date	01/04/2011
Contract end date	

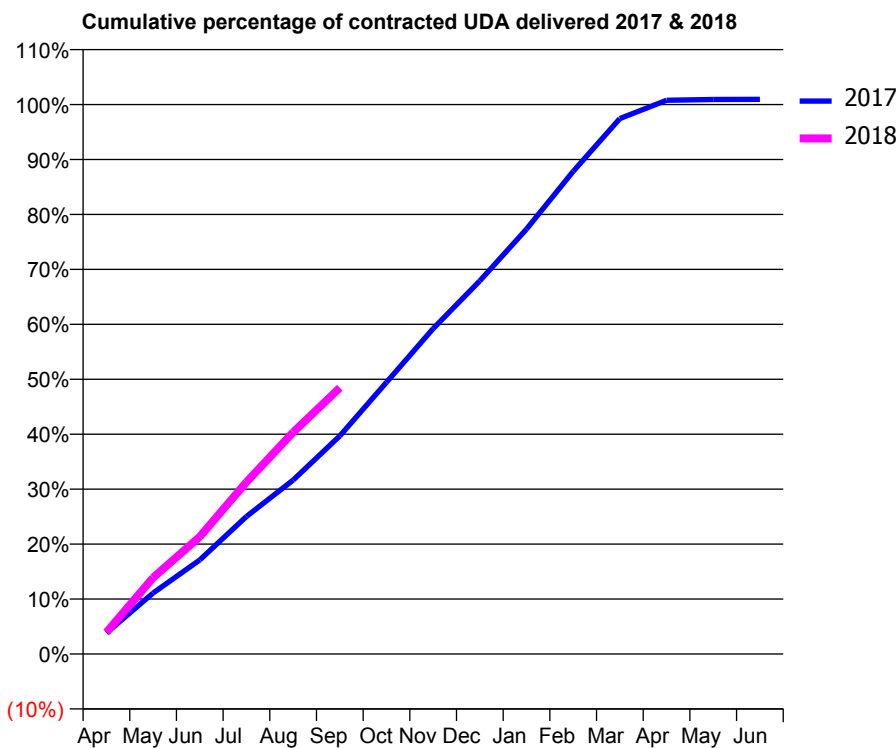
17/18 Contracted general activity (UDA)	21,776
Carry forward general activity (UDA)	0
17/18 Contracted orthodontic activity (UOA)	0
Carry forward orthodontic activity (UOA)	0
Baseline contract value	£575,901.52

ACCESS*

Patients seen in 24 months	Total	Change since previous quarter
Quarter ending September 2016	8,007	
Quarter ending December 2016	8,151	→
Quarter ending March 2017	8,195	→
Quarter ending June 2017	8,308	→
Quarter ending September 2017	8,399	→
Variance since September 2016	4.9%	↑



ACTIVITY



Month	Adjusted Scheduled Activity (UDA)	
	2017	2018
April	831	858
May	2,415	3,025
June	3,728	4,647
July	5,450	6,815
August	6,892	8,783
September	8,640	10,549
October	10,765	
November	12,898	
December	14,787	
January	16,841	
February	19,127	
March	21,220	
April	21,944	
May	21,976	
June	21,978	

QUALITY

	Quantity	Base Number	Contract	AT	Region	England
% of FP17s for the same patient ID Re-attending within 3 months - Children	118	1,534	7.7%	9.6%	11.4%	11.9%
% of FP17s for the same patient ID Re-attending within 3 months - Adults	626	4,348	14.4%	14.2%	15.7%	15.9%
% of FP17s for the same patient ID Re-attending between 3 & 9 months - Children	920	1,534	60.0%	61.6%	60.6%	58.1%
% of FP17s for the same patient ID Re-attending between 3 & 9 months - Adults	2,252	4,348	51.8%	52.4%	52.0%	50.6%
% of FP17s for Band 1 Urgent Courses	365	5,372	6.8%	8.1%	9.6%	9.1%
% of FP17s Relating to Free Repair or Replacements	115	5,372	2.1%	0.8%	0.7%	0.8%
% of FP17s Relating to Continuations	53	5,372	1.0%	1.2%	1.0%	1.1%
% of Patients satisfied with the dentistry they have received	18	21	85.7%	92.1%	91.6%	91.4%
% of Patients satisfied with the time they had to wait for an appointment	18	21	85.7%	88.8%	87.9%	87.7%

* This is based on patients treated on this contract for their most recent course of treatment. Figures in italics indicate the base number of FP17s or Patient Questionnaire responses are less than 100. N/A is shown where the base number of responses is less than 10 during the period. % is calculated as Quantity/Base number*100

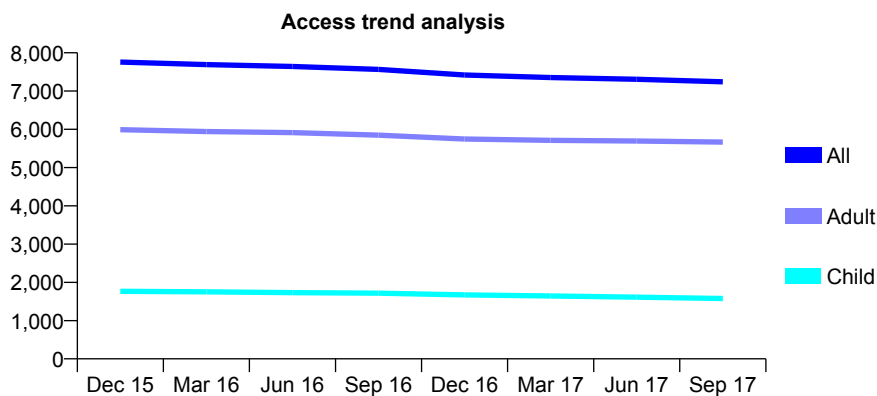
Q65 - Vital Signs At a Glance Contract Report for 199419/0002 - September 2017

Name or company name	Apple Practice Limited
Contract type name	GDS Contract
Purpose of contract	General
Contract start date	01/04/2011
Contract end date	

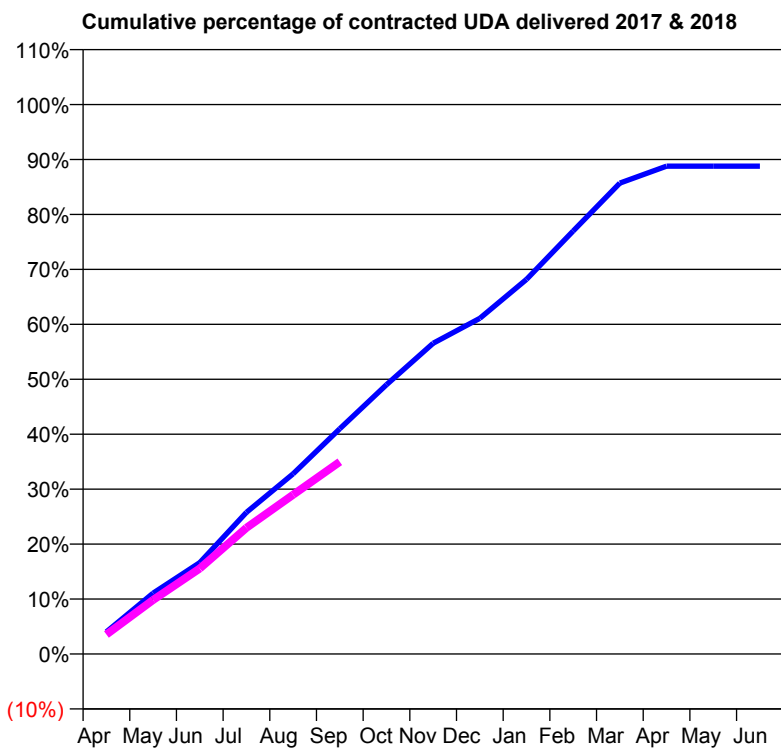
17/18 Contracted general activity (UDA)	20,410
Carry forward general activity (UDA)	0
17/18 Contracted orthodontic activity (UOA)	0
Carry forward orthodontic activity (UOA)	0
Baseline contract value	£572,065.11

ACCESS*

Patients seen in 24 months	Total	Change since previous quarter
Quarter ending September 2016	7,565	
Quarter ending December 2016	7,419	↓
Quarter ending March 2017	7,354	→
Quarter ending June 2017	7,307	→
Quarter ending September 2017	7,242	→
Variance since September 2016	(4.3%)	↓



ACTIVITY



Month	Adjusted Scheduled Activity (UDA)	
	2017	2018
April	827	725
May	2,261	2,009
June	3,397	3,175
July	5,264	4,687
August	6,692	5,915
September	8,370	7,141
October	10,002	
November	11,543	
December	12,469	
January	13,913	
February	15,714	
March	17,493	
April	18,118	
May	18,122	
June	18,122	

QUALITY

	Quantity	Base Number	Contract	AT	Region	England
% of FP17s for the same patient ID Re-attending within 3 months - Children	68	1,160	5.9%	9.6%	11.4%	11.9%
% of FP17s for the same patient ID Re-attending within 3 months - Adults	573	3,872	14.8%	14.2%	15.7%	15.9%
% of FP17s for the same patient ID Re-attending between 3 & 9 months - Children	729	1,160	62.8%	61.6%	60.6%	58.1%
% of FP17s for the same patient ID Re-attending between 3 & 9 months - Adults	2,040	3,872	52.7%	52.4%	52.0%	50.6%
% of FP17s for Band 1 Urgent Courses	437	4,364	10.0%	8.1%	9.6%	9.1%
% of FP17s Relating to Free Repair or Replacements	57	4,364	1.3%	0.8%	0.7%	0.8%
% of FP17s Relating to Continuations	18	4,364	0.4%	1.2%	1.0%	1.1%
% of Patients satisfied with the dentistry they have received	15	17	88.2%	92.1%	91.6%	91.4%
% of Patients satisfied with the time they had to wait for an appointment	14	17	82.4%	88.8%	87.9%	87.7%

* This is based on patients treated on this contract for their most recent course of treatment. Figures in italics indicate the base number of FP17s or Patient Questionnaire responses are less than 100. N/A is shown where the base number of responses is less than 10 during the period. % is calculated as Quantity/Base number*100

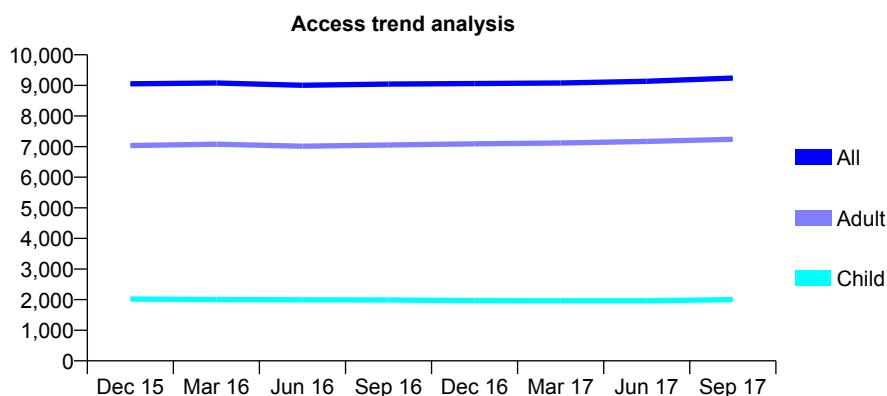
Q65 - Vital Signs At a Glance Contract Report for 199419/0003 - September 2017

Name or company name	Apple Practice Limited
Contract type name	GDS Contract
Purpose of contract	General
Contract start date	01/04/2011
Contract end date	

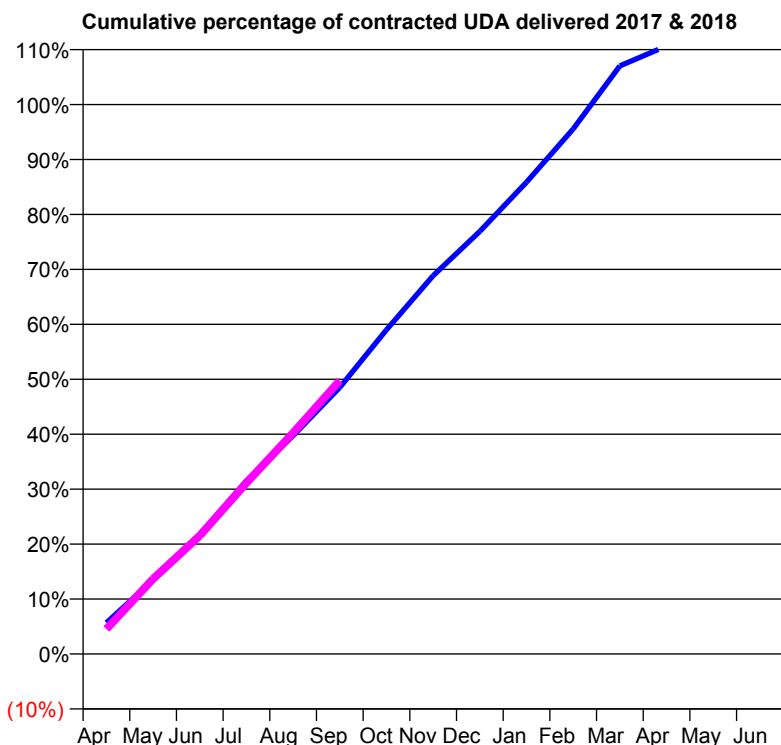
17/18 Contracted general activity (UDA)	20,814
Carry forward general activity (UDA)	-134
17/18 Contracted orthodontic activity (UOA)	0
Carry forward orthodontic activity (UOA)	0
Baseline contract value	£606,052.75

ACCESS*

Patients seen in 24 months	Total	Change since previous quarter
Quarter ending September 2016	9,042	
Quarter ending December 2016	9,060	→
Quarter ending March 2017	9,077	→
Quarter ending June 2017	9,134	→
Quarter ending September 2017	9,241	→
Variance since September 2016	2.2%	↑



ACTIVITY



Adjusted Scheduled Activity (UDA)		
Month	2017	2018
April	1,184	949
May	2,799	2,846
June	4,515	4,483
July	6,565	6,484
August	8,271	8,375
September	10,097	10,356
October	12,280	
November	14,333	
December	16,009	
January	17,872	
February	19,890	
March	22,279	
April	23,031	
May	23,029	
June	23,034	

QUALITY

	Quantity	Base Number	Contract	AT	Region	England
% of FP17s for the same patient ID Re-attending within 3 months - Children	104	1,599	6.5%	9.6%	11.4%	11.9%
% of FP17s for the same patient ID Re-attending within 3 months - Adults	779	5,286	14.7%	14.2%	15.7%	15.9%
% of FP17s for the same patient ID Re-attending between 3 & 9 months - Children	987	1,599	61.7%	61.6%	60.6%	58.1%
% of FP17s for the same patient ID Re-attending between 3 & 9 months - Adults	2,599	5,286	49.2%	52.4%	52.0%	50.6%
% of FP17s for Band 1 Urgent Courses	602	5,940	10.1%	8.1%	9.6%	9.1%
% of FP17s Relating to Free Repair or Replacements	78	5,940	1.3%	0.8%	0.7%	0.8%
% of FP17s Relating to Continuations	48	5,940	0.8%	1.2%	1.0%	1.1%
% of Patients satisfied with the dentistry they have received	29	29	100.0%	92.1%	91.6%	91.4%
% of Patients satisfied with the time they had to wait for an appointment	26	29	89.7%	88.8%	87.9%	87.7%

* This is based on patients treated on this contract for their most recent course of treatment. Figures in italics indicate the base number of FP17s or Patient Questionnaire responses are less than 100. N/A is shown where the base number of responses is less than 10 during the period. % is calculated as Quantity/Base number*100

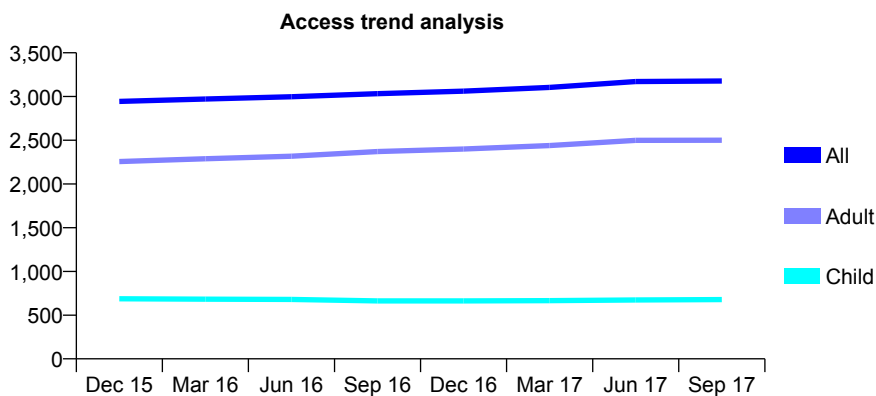
Q65 - Vital Signs At a Glance Contract Report for 199427/0001 - September 2017

Name or company name	Parade Dental Practice Limited
Contract type name	GDS Contract
Purpose of contract	General
Contract start date	01/04/2009
Contract end date	

17/18 Contracted general activity (UDA)	7,546
Carry forward general activity (UDA)	-109
17/18 Contracted orthodontic activity (UOA)	0
Carry forward orthodontic activity (UOA)	0
Baseline contract value	£203,682.44

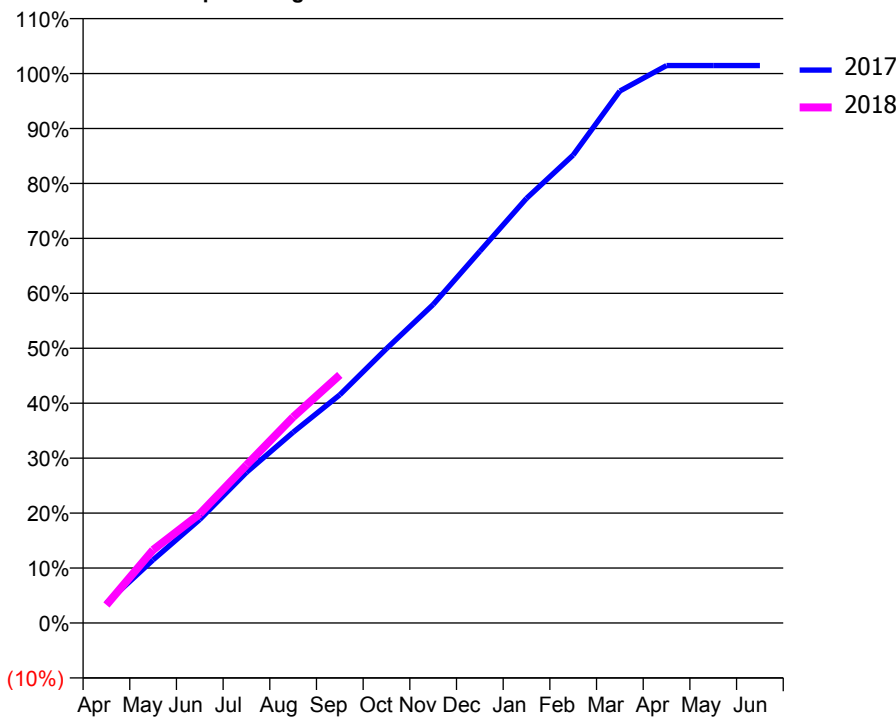
ACCESS*

Patients seen in 24 months	Total	Change since previous quarter
Quarter ending September 2016	3,033	
Quarter ending December 2016	3,062	→
Quarter ending March 2017	3,104	→
Quarter ending June 2017	3,172	↑
Quarter ending September 2017	3,178	→
Variance since September 2016	4.8%	↑



ACTIVITY

Cumulative percentage of contracted UDA delivered 2017 & 2018



Month	Adjusted Scheduled Activity (UDA)	
	2017	2018
April	274	248
May	867	1,004
June	1,422	1,499
July	2,069	2,169
August	2,619	2,828
September	3,134	3,407
October	3,767	
November	4,374	
December	5,104	
January	5,831	
February	6,426	
March	7,305	
April	7,655	
May	7,655	
June	7,655	

QUALITY

	Quantity	Base Number	Contract	AT	Region	England
% of FP17s for the same patient ID Re-attending within 3 months - Children	22	393	5.6%	9.6%	11.4%	11.9%
% of FP17s for the same patient ID Re-attending within 3 months - Adults	273	1,337	20.4%	14.2%	15.7%	15.9%
% of FP17s for the same patient ID Re-attending between 3 & 9 months - Children	134	393	34.1%	61.6%	60.6%	58.1%
% of FP17s for the same patient ID Re-attending between 3 & 9 months - Adults	311	1,337	23.3%	52.4%	52.0%	50.6%
% of FP17s for Band 1 Urgent Courses	278	1,568	17.7%	8.1%	9.6%	9.1%
% of FP17s Relating to Free Repair or Replacements	1	1,568	0.1%	0.8%	0.7%	0.8%
% of FP17s Relating to Continuations	18	1,568	1.1%	1.2%	1.0%	1.1%
% of Patients satisfied with the dentistry they have received	8	8	N/A	92.1%	91.6%	91.4%
% of Patients satisfied with the time they had to wait for an appointment	8	8	N/A	88.8%	87.9%	87.7%

* This is based on patients treated on this contract for their most recent course of treatment. Figures in italics indicate the base number of FP17s or Patient Questionnaire responses are less than 100. N/A is shown where the base number of responses is less than 10 during the period. % is calculated as Quantity/Base number*100

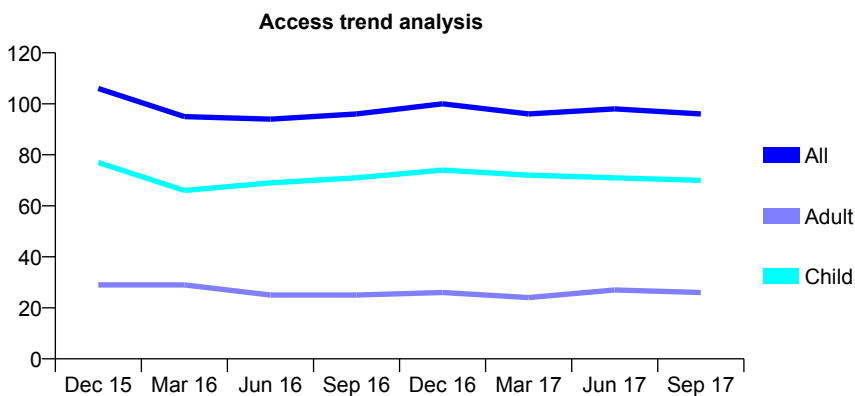
Q65 - Vital Signs At a Glance Contract Report for 210064/0002 - September 2017

Name or company name	MR PE FROUD
Contract type name	GDS Contract
Purpose of contract	General
Contract start date	02/10/2007
Contract end date	

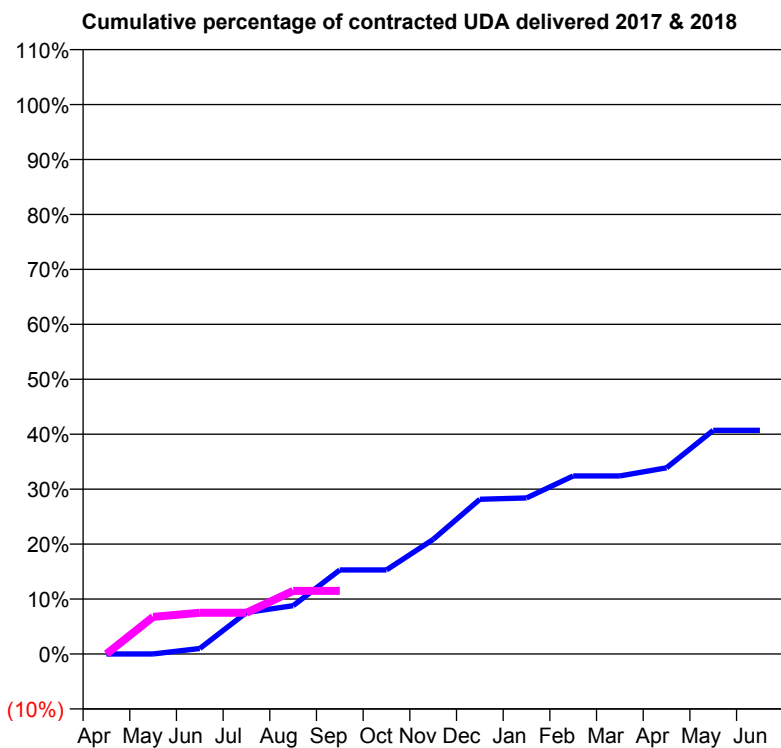
17/18 Contracted general activity (UDA)	400
Carry forward general activity (UDA)	0
17/18 Contracted orthodontic activity (UOA)	0
Carry forward orthodontic activity (UOA)	0
Baseline contract value	£8,972.67

ACCESS*

Patients seen in 24 months	Total	Change since previous quarter
Quarter ending September 2016	96	
Quarter ending December 2016	100	↑
Quarter ending March 2017	96	↓
Quarter ending June 2017	98	↑
Quarter ending September 2017	96	↓
Variance since September 2016	0.0%	→



ACTIVITY



Month	Adjusted Scheduled Activity (UDA)	
	2017	2018
April	0	0
May	0	27
June	4	30
July	30	30
August	35	46
September	61	46
October	61	
November	83	
December	113	
January	114	
February	130	
March	130	
April	136	
May	163	
June	163	

QUALITY

	Quantity	Base Number	Contract	AT	Region	England
% of FP17s for the same patient ID Re-attending within 3 months - Children	0	41	0.0%	9.6%	11.4%	11.9%
% of FP17s for the same patient ID Re-attending within 3 months - Adults	3	15	20.0%	14.2%	15.7%	15.9%
% of FP17s for the same patient ID Re-attending between 3 & 9 months - Children	23	41	56.1%	61.6%	60.6%	58.1%
% of FP17s for the same patient ID Re-attending between 3 & 9 months - Adults	4	15	26.7%	52.4%	52.0%	50.6%
% of FP17s for Band 1 Urgent Courses	0	33	0.0%	8.1%	9.6%	9.1%
% of FP17s Relating to Free Repair or Replacements	0	33	0.0%	0.8%	0.7%	0.8%
% of FP17s Relating to Continuations	0	33	0.0%	1.2%	1.0%	1.1%
% of Patients satisfied with the dentistry they have received	0	0	N/A	92.1%	91.6%	91.4%
% of Patients satisfied with the time they had to wait for an appointment	0	0	N/A	88.8%	87.9%	87.7%

* This is based on patients treated on this contract for their most recent course of treatment. Figures in italics indicate the base number of FP17s or Patient Questionnaire responses are less than 100. N/A is shown where the base number of responses is less than 10 during the period. % is calculated as Quantity/Base number*100

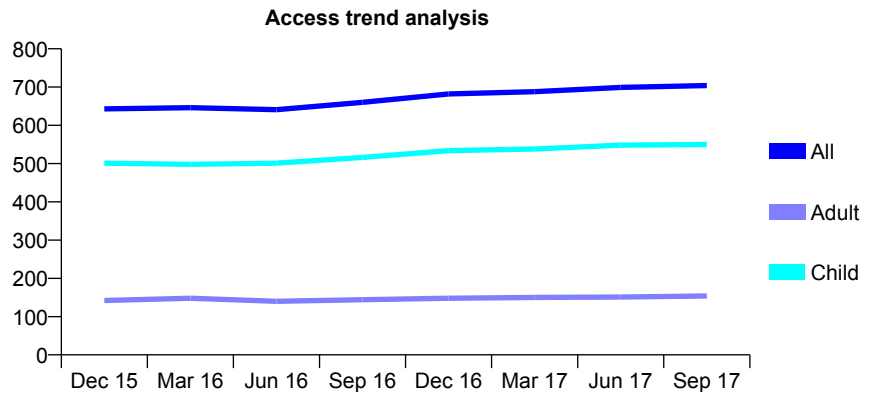
Q65 - Vital Signs At a Glance Contract Report for 210382/0001 - September 2017

Name or company name	MR W GAMBLIN
Contract type name	GDS Contract
Purpose of contract	General
Contract start date	01/04/2006
Contract end date	

17/18 Contracted general activity (UDA)	1,100
Carry forward general activity (UDA)	-22
17/18 Contracted orthodontic activity (UOA)	0
Carry forward orthodontic activity (UOA)	0
Baseline contract value	£24,525.04

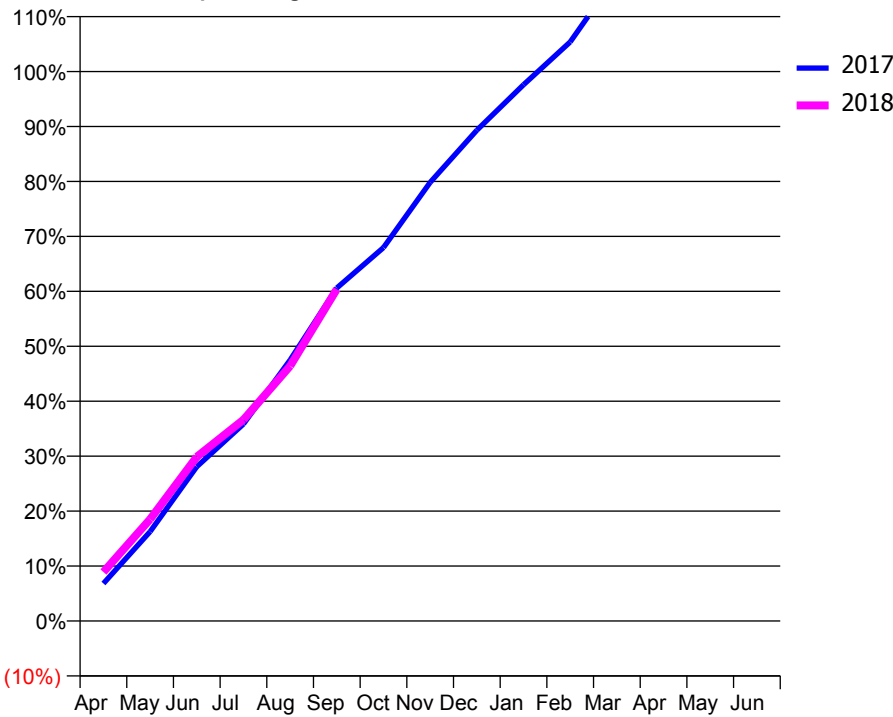
ACCESS*

Patients seen in 24 months	Total	Change since previous quarter
Quarter ending September 2016	660	
Quarter ending December 2016	682	↑
Quarter ending March 2017	688	→
Quarter ending June 2017	699	→
Quarter ending September 2017	704	→
Variance since September 2016	6.7%	↑



ACTIVITY

Cumulative percentage of contracted UDA delivered 2017 & 2018



Month	Adjusted Scheduled Activity (UDA)	
	2017	2018
April	75	98
May	179	204
June	309	329
July	394	403
August	523	511
September	667	664
October	748	
November	878	
December	982	
January	1,074	
February	1,159	
March	1,292	
April	1,320	
May	1,324	
June	1,324	

QUALITY

	Quantity	Base Number	Contract	AT	Region	England
% of FP17s for the same patient ID Re-attending within 3 months - Children	37	464	8.0%	9.6%	11.4%	11.9%
% of FP17s for the same patient ID Re-attending within 3 months - Adults	4	89	4.5%	14.2%	15.7%	15.9%
% of FP17s for the same patient ID Re-attending between 3 & 9 months - Children	326	464	70.3%	61.6%	60.6%	58.1%
% of FP17s for the same patient ID Re-attending between 3 & 9 months - Adults	62	89	69.7%	52.4%	52.0%	50.6%
% of FP17s for Band 1 Urgent Courses	17	527	3.2%	8.1%	9.6%	9.1%
% of FP17s Relating to Free Repair or Replacements	0	527	0.0%	0.8%	0.7%	0.8%
% of FP17s Relating to Continuations	10	527	1.9%	1.2%	1.0%	1.1%
% of Patients satisfied with the dentistry they have received	1	1	N/A	92.1%	91.6%	91.4%
% of Patients satisfied with the time they had to wait for an appointment	1	1	N/A	88.8%	87.9%	87.7%

* This is based on patients treated on this contract for their most recent course of treatment. Figures in italics indicate the base number of FP17s or Patient Questionnaire responses are less than 100. N/A is shown where the base number of responses is less than 10 during the period. % is calculated as Quantity/Base number*100

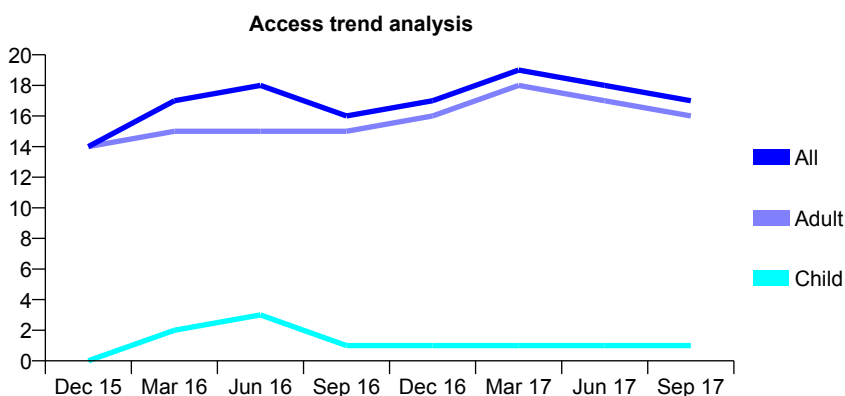
Q65 - Vital Signs At a Glance Contract Report for 220353/0001 - September 2017

Name or company name	MR CN BELL
Contract type name	PDS Contract
Purpose of contract	General
Contract start date	01/04/2006
Contract end date	31/03/2027

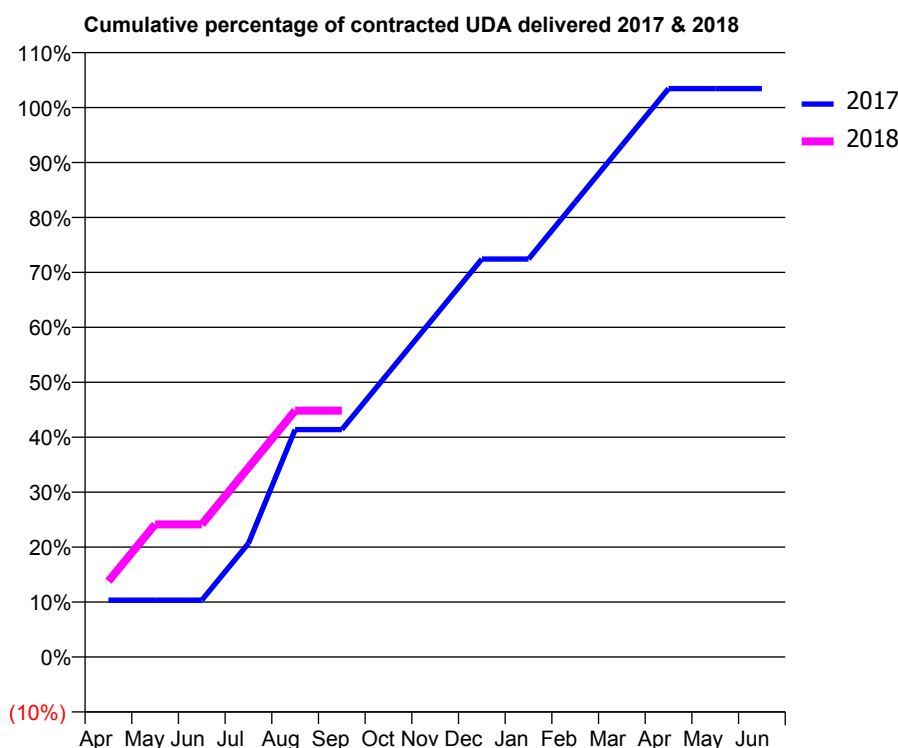
17/18 Contracted general activity (UDA)	29
Carry forward general activity (UDA)	-1
17/18 Contracted orthodontic activity (UOA)	0
Carry forward orthodontic activity (UOA)	0
Baseline contract value	£798.90

ACCESS*

Patients seen in 24 months	Total	Change since previous quarter
Quarter ending September 2016	16	
Quarter ending December 2016	17	↑
Quarter ending March 2017	19	↑
Quarter ending June 2017	18	↓
Quarter ending September 2017	17	↓
Variance since September 2016	6.3%	↑



ACTIVITY



Month	Adjusted Scheduled Activity (UDA)	
	2017	2018
April	3	4
May	3	7
June	3	7
July	6	10
August	12	13
September	12	13
October	15	
November	18	
December	21	
January	21	
February	24	
March	27	
April	30	
May	30	
June	30	

QUALITY

	Quantity	Base Number	Contract	AT	Region	England
% of FP17s for the same patient ID Re-attending within 3 months - Children	0	0	N/A	9.6%	11.4%	11.9%
% of FP17s for the same patient ID Re-attending within 3 months - Adults	0	6	0.0%	14.2%	15.7%	15.9%
% of FP17s for the same patient ID Re-attending between 3 & 9 months - Children	0	0	N/A	61.6%	60.6%	58.1%
% of FP17s for the same patient ID Re-attending between 3 & 9 months - Adults	0	6	0.0%	52.4%	52.0%	50.6%
% of FP17s for Band 1 Urgent Courses	0	4	0.0%	8.1%	9.6%	9.1%
% of FP17s Relating to Free Repair or Replacements	0	4	0.0%	0.8%	0.7%	0.8%
% of FP17s Relating to Continuations	0	4	0.0%	1.2%	1.0%	1.1%
% of Patients satisfied with the dentistry they have received	0	0	N/A	92.1%	91.6%	91.4%
% of Patients satisfied with the time they had to wait for an appointment	0	0	N/A	88.8%	87.9%	87.7%

* This is based on patients treated on this contract for their most recent course of treatment. Figures in italics indicate the base number of FP17s or Patient Questionnaire responses are less than 100. N/A is shown where the base number of responses is less than 10 during the period. % is calculated as Quantity/Base number*100

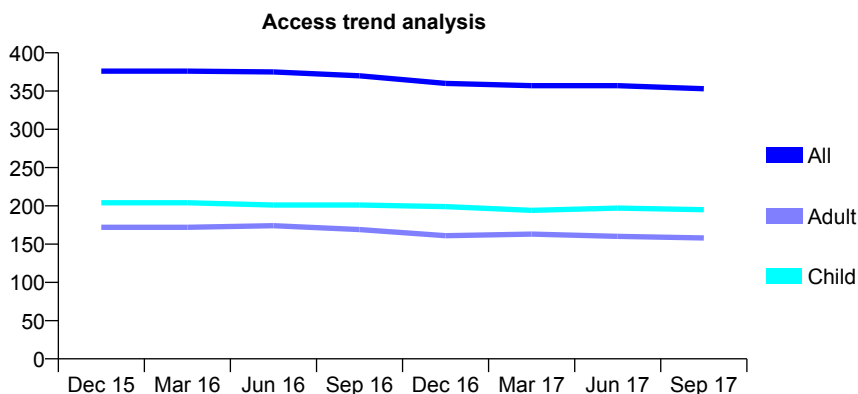
Q65 - Vital Signs At a Glance Contract Report for 220647/0001 - September 2017

Name or company name	MR JP HILL
Contract type name	GDS Contract
Purpose of contract	General
Contract start date	01/04/2006
Contract end date	

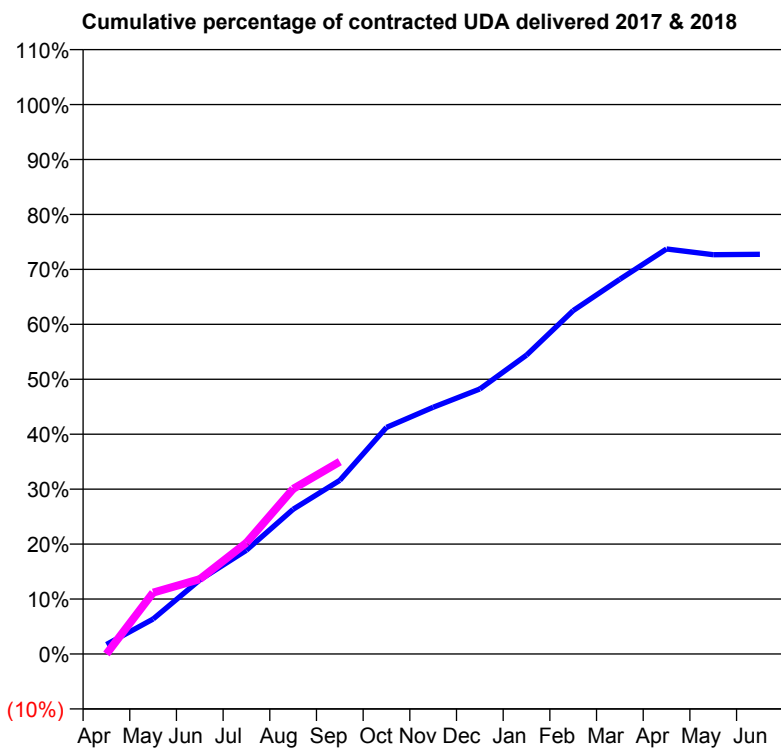
17/18 Contracted general activity (UDA)	1,000
Carry forward general activity (UDA)	0
17/18 Contracted orthodontic activity (UOA)	0
Carry forward orthodontic activity (UOA)	0
Baseline contract value	£22,932.89

ACCESS*

Patients seen in 24 months	Total	Change since previous quarter
Quarter ending September 2016	370	
Quarter ending December 2016	360	↓
Quarter ending March 2017	357	→
Quarter ending June 2017	357	→
Quarter ending September 2017	353	↓
Variance since September 2016	(4.6%)	↓



ACTIVITY



Adjusted Scheduled Activity (UDA)		
Month	2017	2018
April	20	0
May	73	112
June	155	136
July	217	203
August	302	301
September	363	350
October	473	
November	515	
December	553	
January	624	
February	717	
March	782	
April	845	
May	833	
June	834	

QUALITY

	Quantity	Base Number	Contract	AT	Region	England
% of FP17s for the same patient ID Re-attending within 3 months - Children	3	166	1.8%	9.6%	11.4%	11.9%
% of FP17s for the same patient ID Re-attending within 3 months - Adults	17	103	16.5%	14.2%	15.7%	15.9%
% of FP17s for the same patient ID Re-attending between 3 & 9 months - Children	121	166	72.9%	61.6%	60.6%	58.1%
% of FP17s for the same patient ID Re-attending between 3 & 9 months - Adults	64	103	62.1%	52.4%	52.0%	50.6%
% of FP17s for Band 1 Urgent Courses	10	246	4.1%	8.1%	9.6%	9.1%
% of FP17s Relating to Free Repair or Replacements	0	246	0.0%	0.8%	0.7%	0.8%
% of FP17s Relating to Continuations	0	246	0.0%	1.2%	1.0%	1.1%
% of Patients satisfied with the dentistry they have received	0	0	N/A	92.1%	91.6%	91.4%
% of Patients satisfied with the time they had to wait for an appointment	0	0	N/A	88.8%	87.9%	87.7%

* This is based on patients treated on this contract for their most recent course of treatment. Figures in italics indicate the base number of FP17s or Patient Questionnaire responses are less than 100. N/A is shown where the base number of responses is less than 10 during the period. % is calculated as Quantity/Base number*100

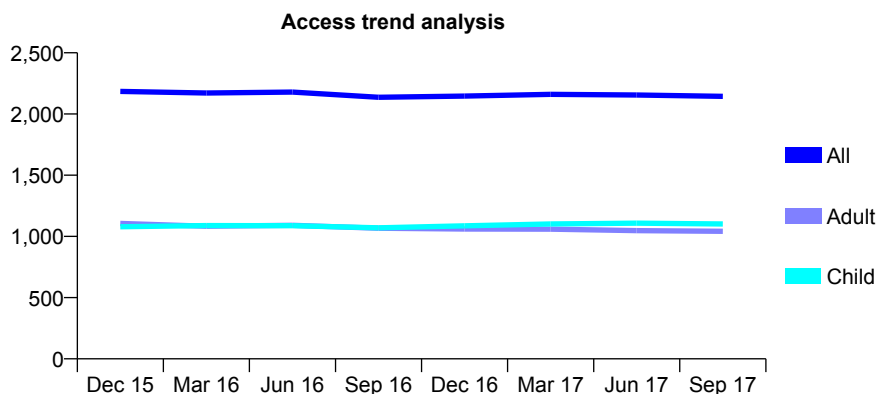
Q65 - Vital Signs At a Glance Contract Report for 222399/0001 - September 2017

Name or company name	MR S KUMORDZIE
Contract type name	GDS Contract
Purpose of contract	General and Orthodontic
Contract start date	01/04/2006
Contract end date	

17/18 Contracted general activity (UDA)	5,751
Carry forward general activity (UDA)	0
17/18 Contracted orthodontic activity (UOA)	753
Carry forward orthodontic activity (UOA)	0
Baseline contract value	£186,613.79

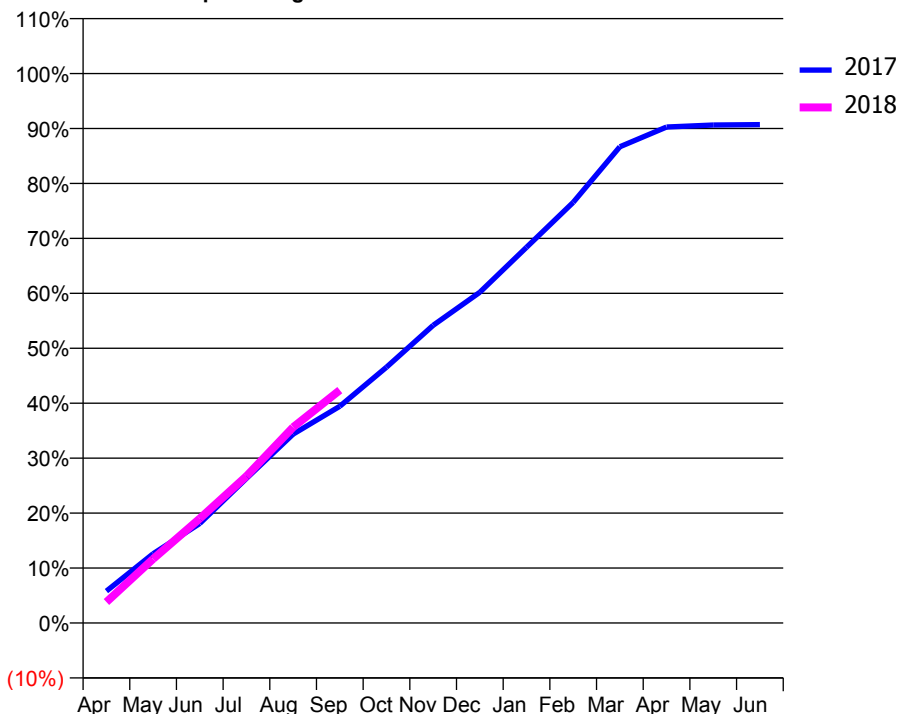
ACCESS*

Patients seen in 24 months	Total	Change since previous quarter
Quarter ending September 2016	2,137	
Quarter ending December 2016	2,147	→
Quarter ending March 2017	2,161	→
Quarter ending June 2017	2,155	→
Quarter ending September 2017	2,144	→
Variance since September 2016	0.3%	→



ACTIVITY

Cumulative percentage of contracted UDA delivered 2017 & 2018



Adjusted Scheduled Activity (UDA)

Month	2017	2018
April	335	220
May	725	671
June	1,041	1,093
July	1,513	1,537
August	1,977	2,049
September	2,268	2,437
October	2,677	
November	3,116	
December	3,462	
January	3,932	
February	4,403	
March	4,984	
April	5,190	
May	5,211	
June	5,216	

QUALITY

	Quantity	Base Number	Contract	AT	Region	England
% of FP17s for the same patient ID Re-attending within 3 months - Children	115	1,001	11.5%	9.6%	11.4%	11.9%
% of FP17s for the same patient ID Re-attending within 3 months - Adults	83	663	12.5%	14.2%	15.7%	15.9%
% of FP17s for the same patient ID Re-attending between 3 & 9 months - Children	703	1,001	70.2%	61.6%	60.6%	58.1%
% of FP17s for the same patient ID Re-attending between 3 & 9 months - Adults	370	663	55.8%	52.4%	52.0%	50.6%
% of FP17s for Band 1 Urgent Courses	54	1,487	3.6%	8.1%	9.6%	9.1%
% of FP17s Relating to Free Repair or Replacements	3	1,487	0.2%	0.8%	0.7%	0.8%
% of FP17s Relating to Continuations	1	1,487	0.1%	1.2%	1.0%	1.1%
% of Patients satisfied with the dentistry they have received	3	3	N/A	92.1%	91.6%	91.4%
% of Patients satisfied with the time they had to wait for an appointment	3	3	N/A	88.8%	87.9%	87.7%

* This is based on patients treated on this contract for their most recent course of treatment. Figures in italics indicate the base number of FP17s or Patient Questionnaire responses are less than 100. N/A is shown where the base number of responses is less than 10 during the period. % is calculated as Quantity/Base number*100

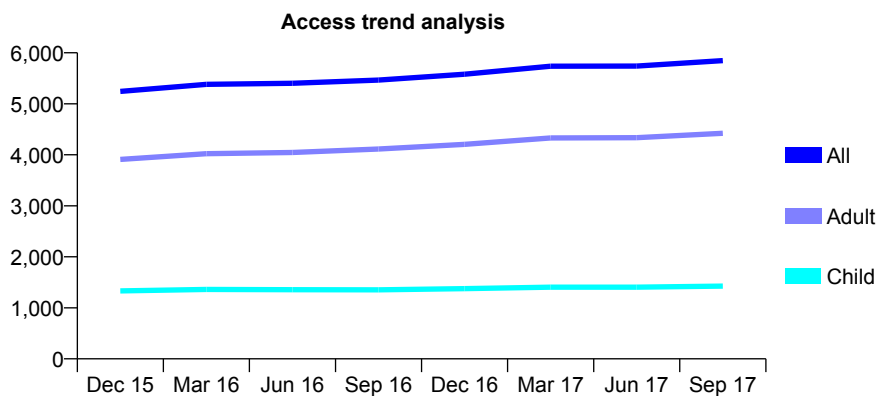
Q65 - Vital Signs At a Glance Contract Report for 251798/0001 - September 2017

Name or company name	MISS KD DAVIES
Contract type name	GDS Contract
Purpose of contract	General
Contract start date	24/01/2014
Contract end date	

17/18 Contracted general activity (UDA)	15,138
Carry forward general activity (UDA)	-74
17/18 Contracted orthodontic activity (UOA)	0
Carry forward orthodontic activity (UOA)	0
Baseline contract value	£396,263.95

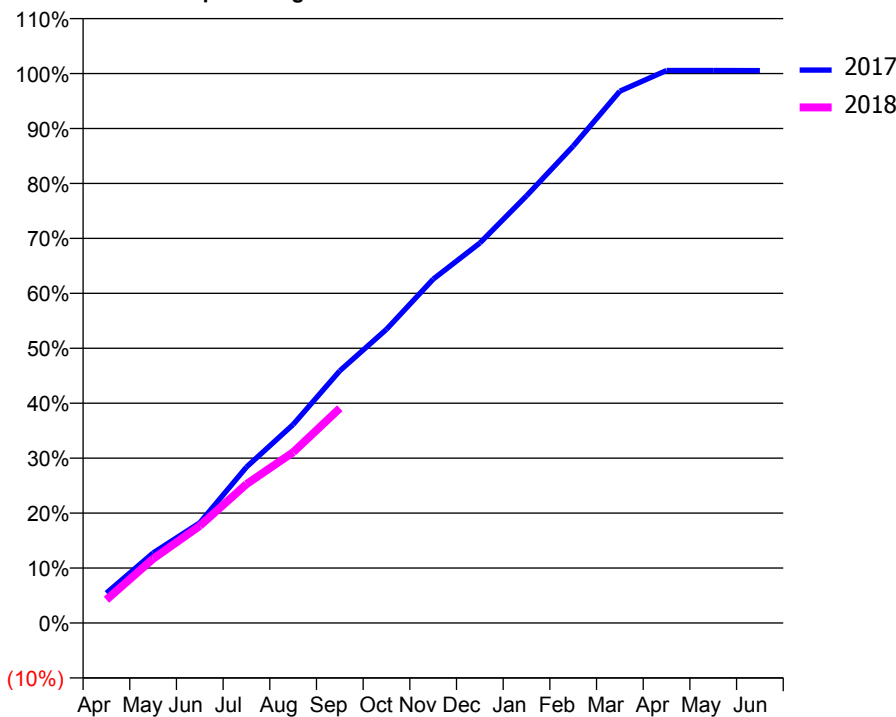
ACCESS*

Patients seen in 24 months	Total	Change since previous quarter
Quarter ending September 2016	5,466	
Quarter ending December 2016	5,581	↑
Quarter ending March 2017	5,736	↑
Quarter ending June 2017	5,740	→
Quarter ending September 2017	5,846	→
Variance since September 2016	7.0%	↑



ACTIVITY

Cumulative percentage of contracted UDA delivered 2017 & 2018



Adjusted Scheduled Activity (UDA)

Month	2017	2018
April	770	641
May	1,804	1,768
June	2,578	2,677
July	4,013	3,827
August	5,108	4,705
September	6,489	5,917
October	7,556	
November	8,846	
December	9,776	
January	10,989	
February	12,271	
March	13,685	
April	14,215	
May	14,216	
June	14,212	

QUALITY

	Quantity	Base Number	Contract	AT	Region	England
% of FP17s for the same patient ID Re-attending within 3 months - Children	104	1,245	8.4%	9.6%	11.4%	11.9%
% of FP17s for the same patient ID Re-attending within 3 months - Adults	480	3,323	14.4%	14.2%	15.7%	15.9%
% of FP17s for the same patient ID Re-attending between 3 & 9 months - Children	866	1,245	69.6%	61.6%	60.6%	58.1%
% of FP17s for the same patient ID Re-attending between 3 & 9 months - Adults	1,848	3,323	55.6%	52.4%	52.0%	50.6%
% of FP17s for Band 1 Urgent Courses	210	3,312	6.3%	8.1%	9.6%	9.1%
% of FP17s Relating to Free Repair or Replacements	49	3,312	1.5%	0.8%	0.7%	0.8%
% of FP17s Relating to Continuations	17	3,312	0.5%	1.2%	1.0%	1.1%
% of Patients satisfied with the dentistry they have received	15	15	100.0%	92.1%	91.6%	91.4%
% of Patients satisfied with the time they had to wait for an appointment	15	15	100.0%	88.8%	87.9%	87.7%

* This is based on patients treated on this contract for their most recent course of treatment. Figures in italics indicate the base number of FP17s or Patient Questionnaire responses are less than 100. N/A is shown where the base number of responses is less than 10 during the period. % is calculated as Quantity/Base number*100

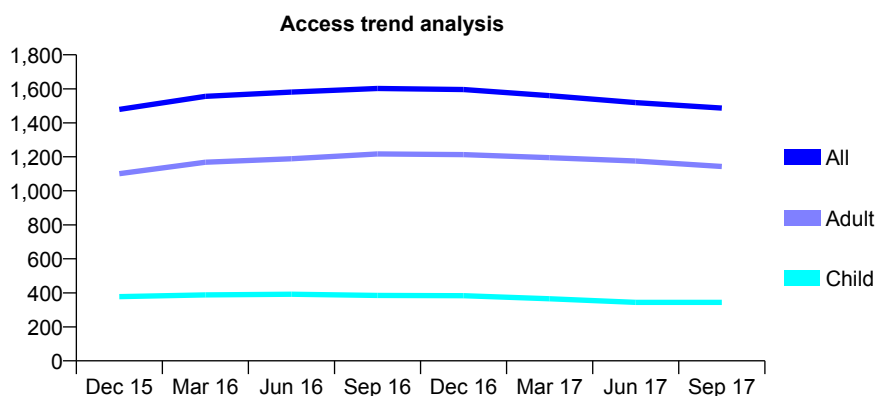
Q65 - Vital Signs At a Glance Contract Report for 322148/0001 - September 2017

Name or company name	MR CP OWEN-ROBERTS
Contract type name	GDS Contract
Purpose of contract	General
Contract start date	01/04/2006
Contract end date	

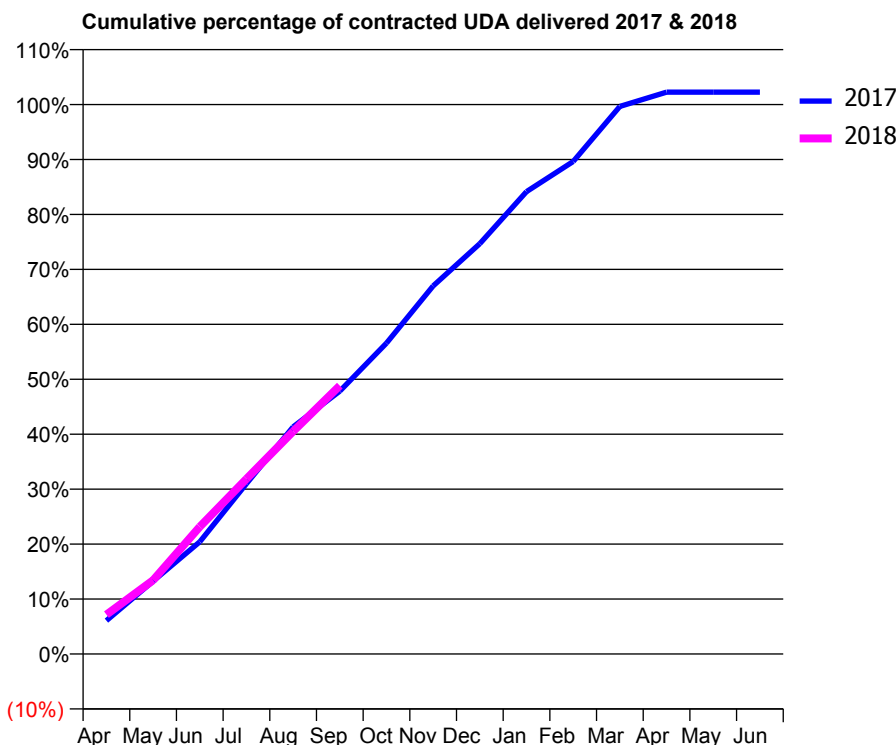
17/18 Contracted general activity (UDA)	4,243
Carry forward general activity (UDA)	-85
17/18 Contracted orthodontic activity (UOA)	0
Carry forward orthodontic activity (UOA)	0
Baseline contract value	£104,520.27

ACCESS*

Patients seen in 24 months	Total	Change since previous quarter
Quarter ending September 2016	1,602	
Quarter ending December 2016	1,596	→
Quarter ending March 2017	1,560	↓
Quarter ending June 2017	1,519	↓
Quarter ending September 2017	1,487	↓
Variance since September 2016	(7.2%)	↓



ACTIVITY



Month	Adjusted Scheduled Activity (UDA)	
	2017	2018
April	258	305
May	563	570
June	867	983
July	1,315	1,352
August	1,754	1,719
September	2,030	2,072
October	2,400	
November	2,843	
December	3,169	
January	3,570	
February	3,803	
March	4,228	
April	4,338	
May	4,338	
June	4,338	

QUALITY

	Quantity	Base Number	Contract	AT	Region	England
% of FP17s for the same patient ID Re-attending within 3 months - Children	11	269	4.1%	9.6%	11.4%	11.9%
% of FP17s for the same patient ID Re-attending within 3 months - Adults	119	835	14.3%	14.2%	15.7%	15.9%
% of FP17s for the same patient ID Re-attending between 3 & 9 months - Children	192	269	71.4%	61.6%	60.6%	58.1%
% of FP17s for the same patient ID Re-attending between 3 & 9 months - Adults	490	835	58.7%	52.4%	52.0%	50.6%
% of FP17s for Band 1 Urgent Courses	112	1,038	10.8%	8.1%	9.6%	9.1%
% of FP17s Relating to Free Repair or Replacements	0	1,038	0.0%	0.8%	0.7%	0.8%
% of FP17s Relating to Continuations	1	1,038	0.1%	1.2%	1.0%	1.1%
% of Patients satisfied with the dentistry they have received	5	6	N/A	92.1%	91.6%	91.4%
% of Patients satisfied with the time they had to wait for an appointment	5	6	N/A	88.8%	87.9%	87.7%

* This is based on patients treated on this contract for their most recent course of treatment. Figures in italics indicate the base number of FP17s or Patient Questionnaire responses are less than 100. N/A is shown where the base number of responses is less than 10 during the period. % is calculated as Quantity/Base number*100

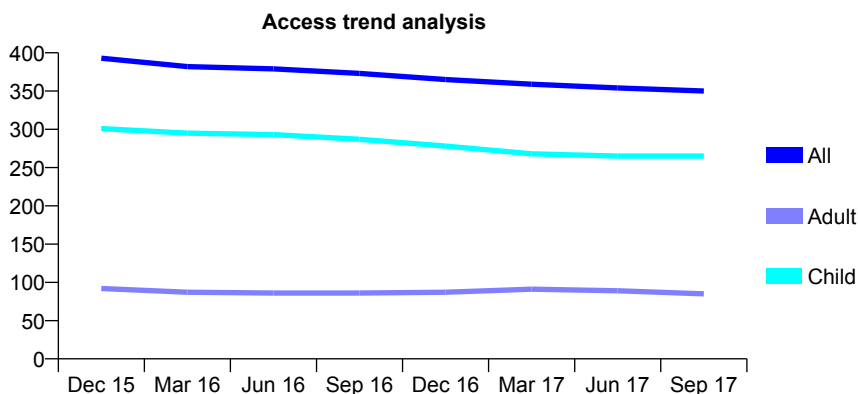
Q65 - Vital Signs At a Glance Contract Report for 322237/0002 - September 2017

Name or company name	MR DC MASON
Contract type name	GDS Contract
Purpose of contract	General
Contract start date	01/04/2006
Contract end date	

17/18 Contracted general activity (UDA)	850
Carry forward general activity (UDA)	0
17/18 Contracted orthodontic activity (UOA)	0
Carry forward orthodontic activity (UOA)	0
Baseline contract value	£20,966.49

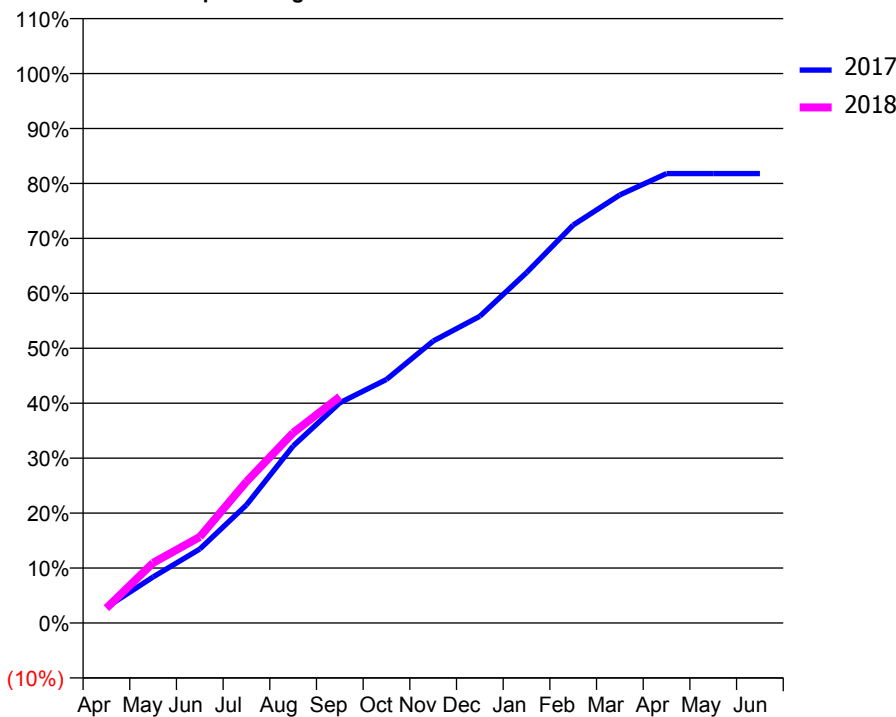
ACCESS*

Patients seen in 24 months	Total	Change since previous quarter
Quarter ending September 2016	373	
Quarter ending December 2016	365	↓
Quarter ending March 2017	359	↓
Quarter ending June 2017	354	↓
Quarter ending September 2017	350	↓
Variance since September 2016	(6.2%)	↓



ACTIVITY

Cumulative percentage of contracted UDA delivered 2017 & 2018



Adjusted Scheduled Activity (UDA)

Month	2017	2018
April	24	23
May	71	93
June	114	133
July	183	219
August	274	294
September	341	350
October	377	
November	436	
December	475	
January	542	
February	616	
March	662	
April	695	
May	695	
June	695	

QUALITY

	Quantity	Base Number	Contract	AT	Region	England
% of FP17s for the same patient ID Re-attending within 3 months - Children	10	241	4.1%	9.6%	11.4%	11.9%
% of FP17s for the same patient ID Re-attending within 3 months - Adults	0	56	0.0%	14.2%	15.7%	15.9%
% of FP17s for the same patient ID Re-attending between 3 & 9 months - Children	188	241	78.0%	61.6%	60.6%	58.1%
% of FP17s for the same patient ID Re-attending between 3 & 9 months - Adults	37	56	66.1%	52.4%	52.0%	50.6%
% of FP17s for Band 1 Urgent Courses	6	275	2.2%	8.1%	9.6%	9.1%
% of FP17s Relating to Free Repair or Replacements	0	275	0.0%	0.8%	0.7%	0.8%
% of FP17s Relating to Continuations	0	275	0.0%	1.2%	1.0%	1.1%
% of Patients satisfied with the dentistry they have received	2	2	N/A	92.1%	91.6%	91.4%
% of Patients satisfied with the time they had to wait for an appointment	2	2	N/A	88.8%	87.9%	87.7%

* This is based on patients treated on this contract for their most recent course of treatment. Figures in italics indicate the base number of FP17s or Patient Questionnaire responses are less than 100. N/A is shown where the base number of responses is less than 10 during the period. % is calculated as Quantity/Base number*100

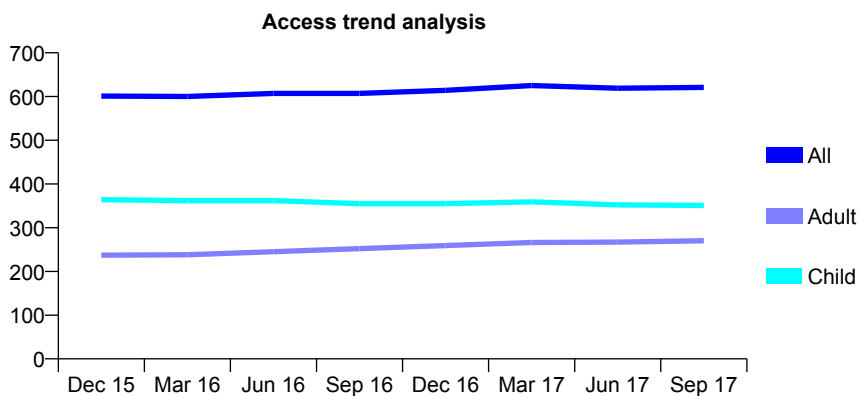
Q65 - Vital Signs At a Glance Contract Report for 328316/0001 - September 2017

Name or company name	MR JM TRIGG
Contract type name	GDS Contract
Purpose of contract	General
Contract start date	01/04/2006
Contract end date	

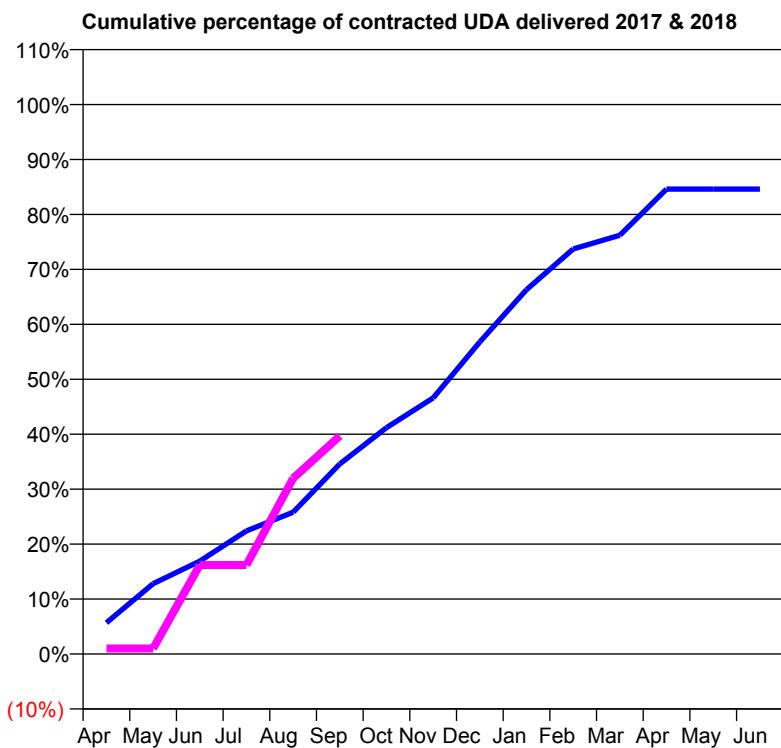
17/18 Contracted general activity (UDA)	1,000
Carry forward general activity (UDA)	0
17/18 Contracted orthodontic activity (UOA)	0
Carry forward orthodontic activity (UOA)	0
Baseline contract value	£24,563.29

ACCESS*

Patients seen in 24 months	Total	Change since previous quarter
Quarter ending September 2016	607	
Quarter ending December 2016	614	→
Quarter ending March 2017	625	→
Quarter ending June 2017	619	→
Quarter ending September 2017	621	→
Variance since September 2016	2.3%	↑



ACTIVITY



Month	Adjusted Scheduled Activity (UDA)	
	2017	2018
April	57	10
May	128	10
June	169	162
July	224	162
August	258	320
September	346	397
October	412	
November	466	
December	568	
January	663	
February	737	
March	762	
April	846	
May	846	
June	846	

QUALITY

	Quantity	Base Number	Contract	AT	Region	England
% of FP17s for the same patient ID Re-attending within 3 months - Children	5	273	1.8%	9.6%	11.4%	11.9%
% of FP17s for the same patient ID Re-attending within 3 months - Adults	3	127	2.4%	14.2%	15.7%	15.9%
% of FP17s for the same patient ID Re-attending between 3 & 9 months - Children	155	273	56.8%	61.6%	60.6%	58.1%
% of FP17s for the same patient ID Re-attending between 3 & 9 months - Adults	58	127	45.7%	52.4%	52.0%	50.6%
% of FP17s for Band 1 Urgent Courses	5	327	1.5%	8.1%	9.6%	9.1%
% of FP17s Relating to Free Repair or Replacements	0	327	0.0%	0.8%	0.7%	0.8%
% of FP17s Relating to Continuations	0	327	0.0%	1.2%	1.0%	1.1%
% of Patients satisfied with the dentistry they have received	1	1	N/A	92.1%	91.6%	91.4%
% of Patients satisfied with the time they had to wait for an appointment	1	1	N/A	88.8%	87.9%	87.7%

* This is based on patients treated on this contract for their most recent course of treatment. Figures in italics indicate the base number of FP17s or Patient Questionnaire responses are less than 100. N/A is shown where the base number of responses is less than 10 during the period. % is calculated as Quantity/Base number*100

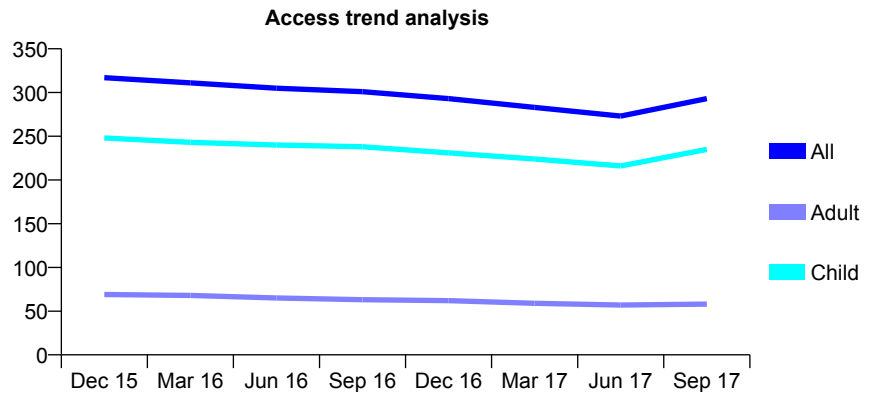
Q65 - Vital Signs At a Glance Contract Report for 331163/0001 - September 2017

Name or company name	MR JR HATFIELD
Contract type name	GDS Contract
Purpose of contract	General
Contract start date	01/04/2006
Contract end date	

17/18 Contracted general activity (UDA)	909
Carry forward general activity (UDA)	0
17/18 Contracted orthodontic activity (UOA)	0
Carry forward orthodontic activity (UOA)	0
Baseline contract value	£18,721.41

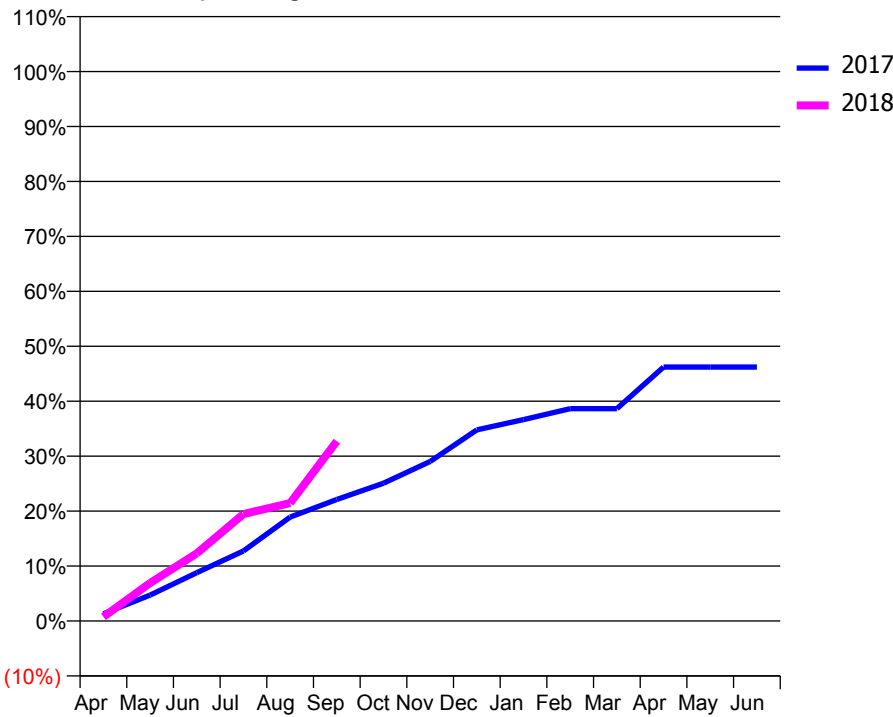
ACCESS*

Patients seen in 24 months	Total	Change since previous quarter
Quarter ending September 2016	301	
Quarter ending December 2016	293	↓
Quarter ending March 2017	283	↓
Quarter ending June 2017	273	↓
Quarter ending September 2017	293	↑
Variance since September 2016	(2.7%)	↓



ACTIVITY

Cumulative percentage of contracted UDA delivered 2017 & 2018



Month	Adjusted Scheduled Activity (UDA)	
	2017	2018
April	12	7
May	43	63
June	80	112
July	116	177
August	172	195
September	201	297
October	228	
November	264	
December	316	
January	333	
February	351	
March	351	
April	420	
May	420	
June	420	

QUALITY

	Quantity	Base Number	Contract	AT	Region	England
% of FP17s for the same patient ID Re-attending within 3 months - Children	19	377	5.0%	9.6%	11.4%	11.9%
% of FP17s for the same patient ID Re-attending within 3 months - Adults	0	26	0.0%	14.2%	15.7%	15.9%
% of FP17s for the same patient ID Re-attending between 3 & 9 months - Children	245	377	65.0%	61.6%	60.6%	58.1%
% of FP17s for the same patient ID Re-attending between 3 & 9 months - Adults	16	26	61.5%	52.4%	52.0%	50.6%
% of FP17s for Band 1 Urgent Courses	7	195	3.6%	8.1%	9.6%	9.1%
% of FP17s Relating to Free Repair or Replacements	0	195	0.0%	0.8%	0.7%	0.8%
% of FP17s Relating to Continuations	0	195	0.0%	1.2%	1.0%	1.1%
% of Patients satisfied with the dentistry they have received	0	0	N/A	92.1%	91.6%	91.4%
% of Patients satisfied with the time they had to wait for an appointment	0	0	N/A	88.8%	87.9%	87.7%

* This is based on patients treated on this contract for their most recent course of treatment. Figures in italics indicate the base number of FP17s or Patient Questionnaire responses are less than 100. N/A is shown where the base number of responses is less than 10 during the period. % is calculated as Quantity/Base number*100

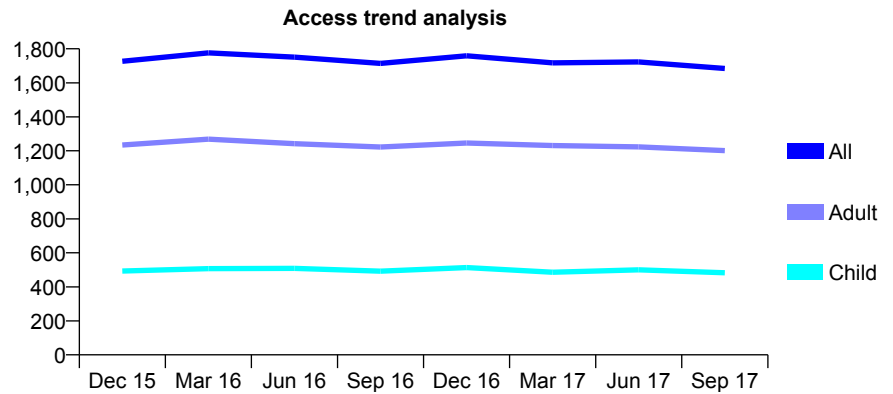
Q65 - Vital Signs At a Glance Contract Report for 339636/0001 - September 2017

Name or company name	MRS J ZEINALI
Contract type name	GDS Contract
Purpose of contract	General
Contract start date	01/04/2006
Contract end date	

17/18 Contracted general activity (UDA)	5,939
Carry forward general activity (UDA)	2
17/18 Contracted orthodontic activity (UOA)	0
Carry forward orthodontic activity (UOA)	0
Baseline contract value	£144,050.88

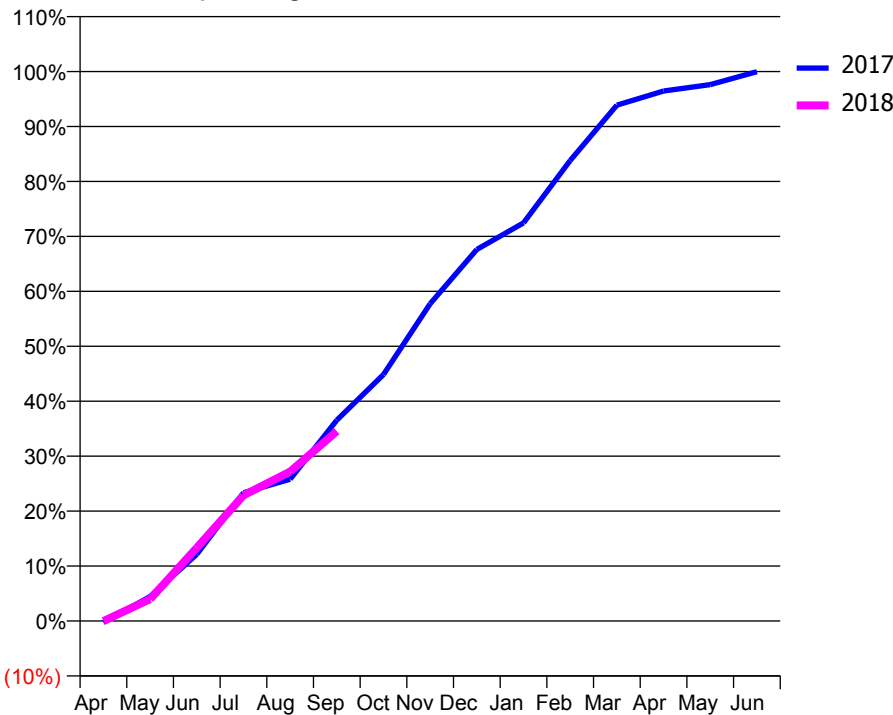
ACCESS*

Patients seen in 24 months	Total	Change since previous quarter
Quarter ending September 2016	1,714	
Quarter ending December 2016	1,759	↑
Quarter ending March 2017	1,717	↓
Quarter ending June 2017	1,723	→
Quarter ending September 2017	1,684	↓
Variance since September 2016	(1.8%)	↓



ACTIVITY

Cumulative percentage of contracted UDA delivered 2017 & 2018



Month	Adjusted Scheduled Activity (UDA)	
	2017	2018
April	-16	-2
May	265	237
June	722	791
July	1,386	1,358
August	1,532	1,616
September	2,171	2,052
October	2,664	
November	3,429	
December	4,015	
January	4,303	
February	4,977	
March	5,576	
April	5,728	
May	5,798	
June	5,937	

QUALITY

	Quantity	Base Number	Contract	AT	Region	England
% of FP17s for the same patient ID Re-attending within 3 months - Children	40	338	11.8%	9.6%	11.4%	11.9%
% of FP17s for the same patient ID Re-attending within 3 months - Adults	149	765	19.5%	14.2%	15.7%	15.9%
% of FP17s for the same patient ID Re-attending between 3 & 9 months - Children	171	338	50.6%	61.6%	60.6%	58.1%
% of FP17s for the same patient ID Re-attending between 3 & 9 months - Adults	401	765	52.4%	52.4%	52.0%	50.6%
% of FP17s for Band 1 Urgent Courses	138	949	14.5%	8.1%	9.6%	9.1%
% of FP17s Relating to Free Repair or Replacements	9	949	0.9%	0.8%	0.7%	0.8%
% of FP17s Relating to Continuations	5	949	0.5%	1.2%	1.0%	1.1%
% of Patients satisfied with the dentistry they have received	3	3	N/A	92.1%	91.6%	91.4%
% of Patients satisfied with the time they had to wait for an appointment	2	3	N/A	88.8%	87.9%	87.7%

* This is based on patients treated on this contract for their most recent course of treatment. Figures in italics indicate the base number of FP17s or Patient Questionnaire responses are less than 100. N/A is shown where the base number of responses is less than 10 during the period. % is calculated as Quantity/Base number*100

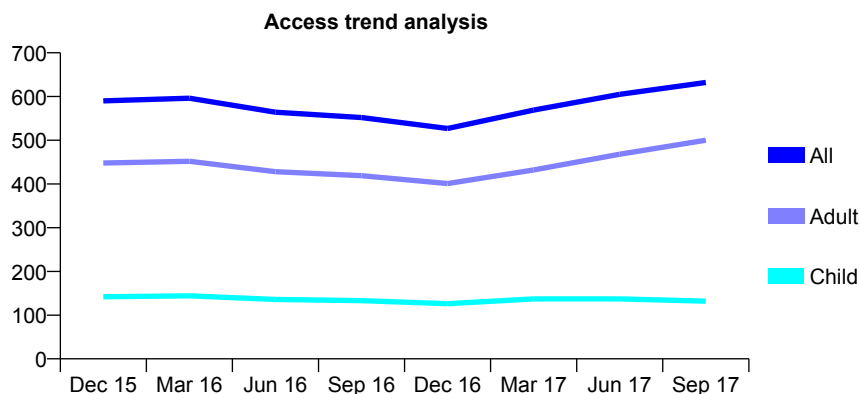
Q65 - Vital Signs At a Glance Contract Report for 339636/0002 - September 2017

Name or company name	MRS J ZEINALI
Contract type name	GDS Contract
Purpose of contract	General
Contract start date	01/04/2006
Contract end date	

17/18 Contracted general activity (UDA)	2,235
Carry forward general activity (UDA)	0
17/18 Contracted orthodontic activity (UOA)	0
Carry forward orthodontic activity (UOA)	0
Baseline contract value	£55,056.92

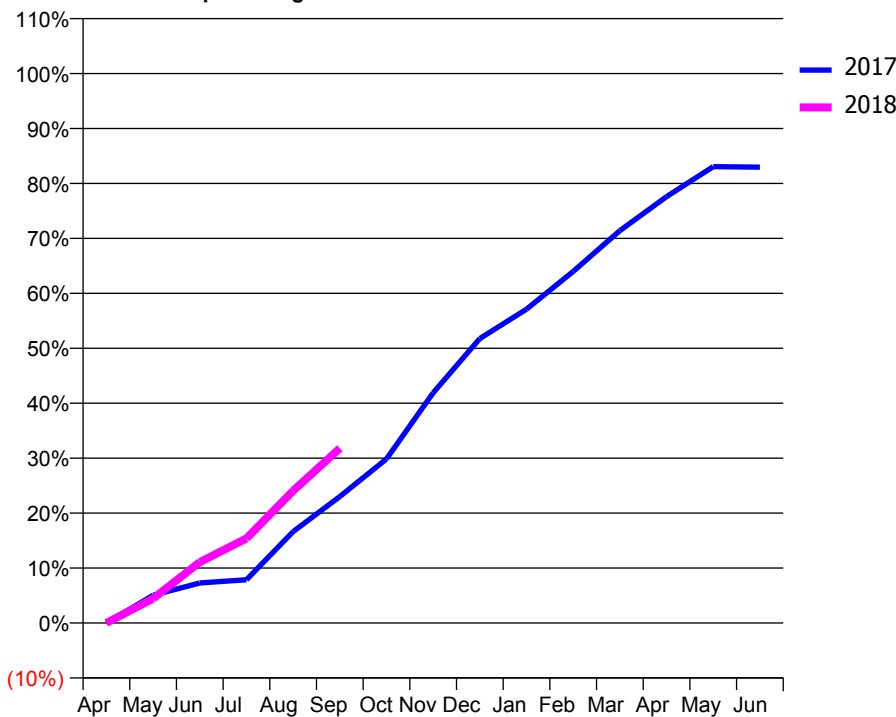
ACCESS*

Patients seen in 24 months	Total	Change since previous quarter
Quarter ending September 2016	552	
Quarter ending December 2016	527	↓
Quarter ending March 2017	569	↑
Quarter ending June 2017	605	↑
Quarter ending September 2017	632	↑
Variance since September 2016	14.5%	↑



ACTIVITY

Cumulative percentage of contracted UDA delivered 2017 & 2018



Adjusted Scheduled Activity (UDA)

Month	2017	2018
April	0	0
May	113	100
June	163	248
July	176	344
August	372	538
September	514	711
October	667	
November	936	
December	1,157	
January	1,276	
February	1,430	
March	1,596	
April	1,734	
May	1,856	
June	1,854	

QUALITY

	Quantity	Base Number	Contract	AT	Region	England
% of FP17s for the same patient ID Re-attending within 3 months - Children	1	58	1.7%	9.6%	11.4%	11.9%
% of FP17s for the same patient ID Re-attending within 3 months - Adults	44	355	12.4%	14.2%	15.7%	15.9%
% of FP17s for the same patient ID Re-attending between 3 & 9 months - Children	30	58	51.7%	61.6%	60.6%	58.1%
% of FP17s for the same patient ID Re-attending between 3 & 9 months - Adults	151	355	42.5%	52.4%	52.0%	50.6%
% of FP17s for Band 1 Urgent Courses	48	316	15.2%	8.1%	9.6%	9.1%
% of FP17s Relating to Free Repair or Replacements	0	316	0.0%	0.8%	0.7%	0.8%
% of FP17s Relating to Continuations	2	316	0.6%	1.2%	1.0%	1.1%
% of Patients satisfied with the dentistry they have received	2	2	N/A	92.1%	91.6%	91.4%
% of Patients satisfied with the time they had to wait for an appointment	2	2	N/A	88.8%	87.9%	87.7%

* This is based on patients treated on this contract for their most recent course of treatment. Figures in italics indicate the base number of FP17s or Patient Questionnaire responses are less than 100. N/A is shown where the base number of responses is less than 10 during the period. % is calculated as Quantity/Base number*100

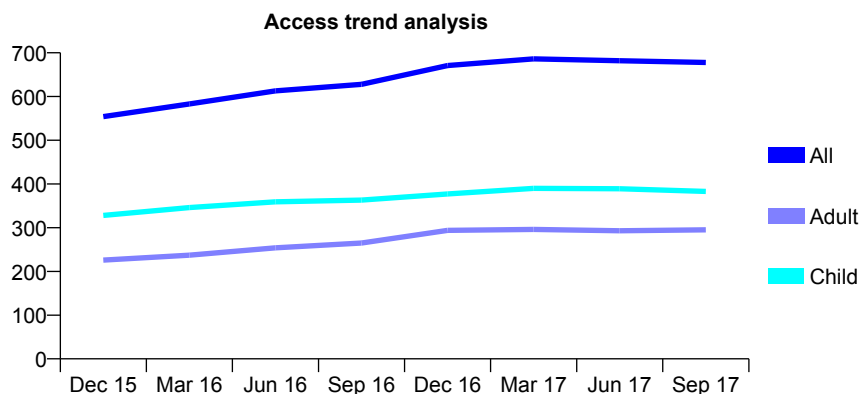
Q65 - Vital Signs At a Glance Contract Report for 342408/0001 - September 2017

Name or company name	MR DA CHAPMAN
Contract type name	GDS Contract
Purpose of contract	General and Orthodontic
Contract start date	01/12/2014
Contract end date	

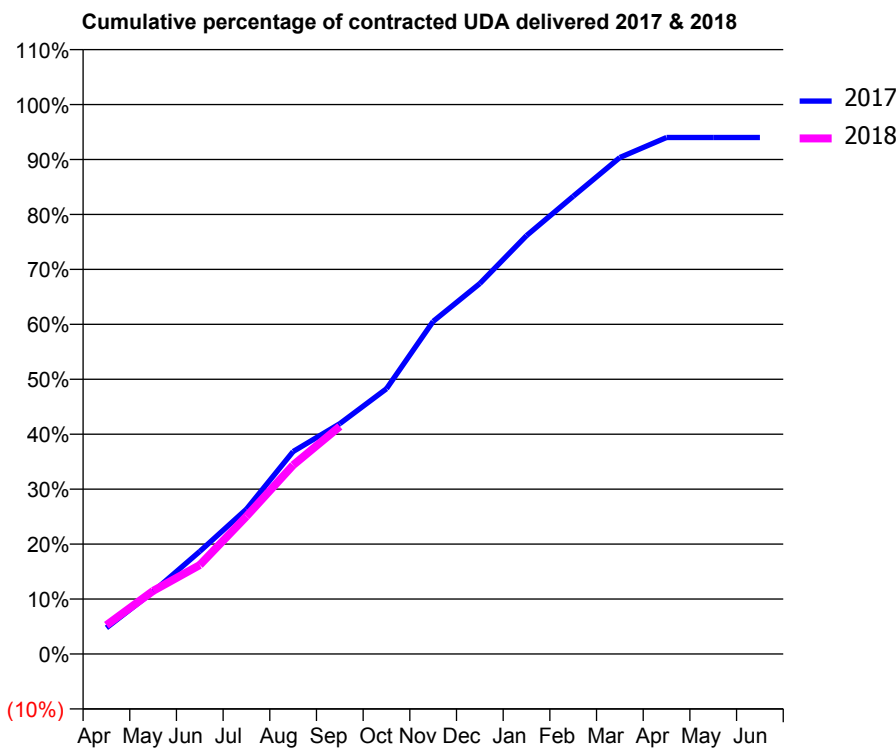
17/18 Contracted general activity (UDA)	1,770
Carry forward general activity (UDA)	0
17/18 Contracted orthodontic activity (UOA)	0
Carry forward orthodontic activity (UOA)	0
Baseline contract value	£45,549.57

ACCESS*

Patients seen in 24 months	Total	Change since previous quarter
Quarter ending September 2016	628	
Quarter ending December 2016	671	↑
Quarter ending March 2017	686	↑
Quarter ending June 2017	682	→
Quarter ending September 2017	678	→
Variance since September 2016	8.0%	↑



ACTIVITY



Month	Adjusted Scheduled Activity (UDA)	
	2017	2018
April	86	93
May	204	203
June	337	287
July	475	443
August	664	608
September	755	733
October	870	
November	1,091	
December	1,215	
January	1,372	
February	1,501	
March	1,628	
April	1,694	
May	1,694	
June	1,694	

QUALITY

	Quantity	Base Number	Contract	AT	Region	England
% of FP17s for the same patient ID Re-attending within 3 months - Children	12	318	3.8%	9.6%	11.4%	11.9%
% of FP17s for the same patient ID Re-attending within 3 months - Adults	22	181	12.2%	14.2%	15.7%	15.9%
% of FP17s for the same patient ID Re-attending between 3 & 9 months - Children	221	318	69.5%	61.6%	60.6%	58.1%
% of FP17s for the same patient ID Re-attending between 3 & 9 months - Adults	109	181	60.2%	52.4%	52.0%	50.6%
% of FP17s for Band 1 Urgent Courses	24	474	5.1%	8.1%	9.6%	9.1%
% of FP17s Relating to Free Repair or Replacements	0	474	0.0%	0.8%	0.7%	0.8%
% of FP17s Relating to Continuations	1	474	0.2%	1.2%	1.0%	1.1%
% of Patients satisfied with the dentistry they have received	1	1	N/A	92.1%	91.6%	91.4%
% of Patients satisfied with the time they had to wait for an appointment	1	1	N/A	88.8%	87.9%	87.7%

* This is based on patients treated on this contract for their most recent course of treatment. Figures in italics indicate the base number of FP17s or Patient Questionnaire responses are less than 100. N/A is shown where the base number of responses is less than 10 during the period. % is calculated as Quantity/Base number*100

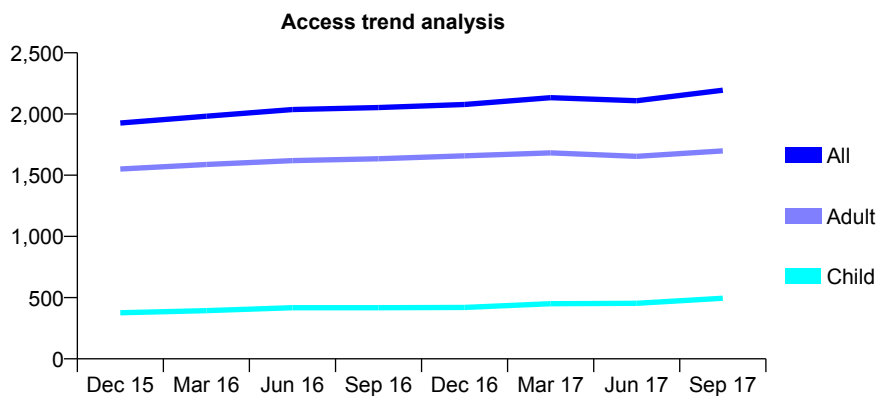
Q65 - Vital Signs At a Glance Contract Report for 364800/0001 - September 2017

Name or company name	Twindent Dental Care Partnership
Contract type name	GDS Contract
Purpose of contract	General
Contract start date	01/04/2012
Contract end date	

17/18 Contracted general activity (UDA)	5,601
Carry forward general activity (UDA)	-47
17/18 Contracted orthodontic activity (UOA)	0
Carry forward orthodontic activity (UOA)	0
Baseline contract value	£125,805.89

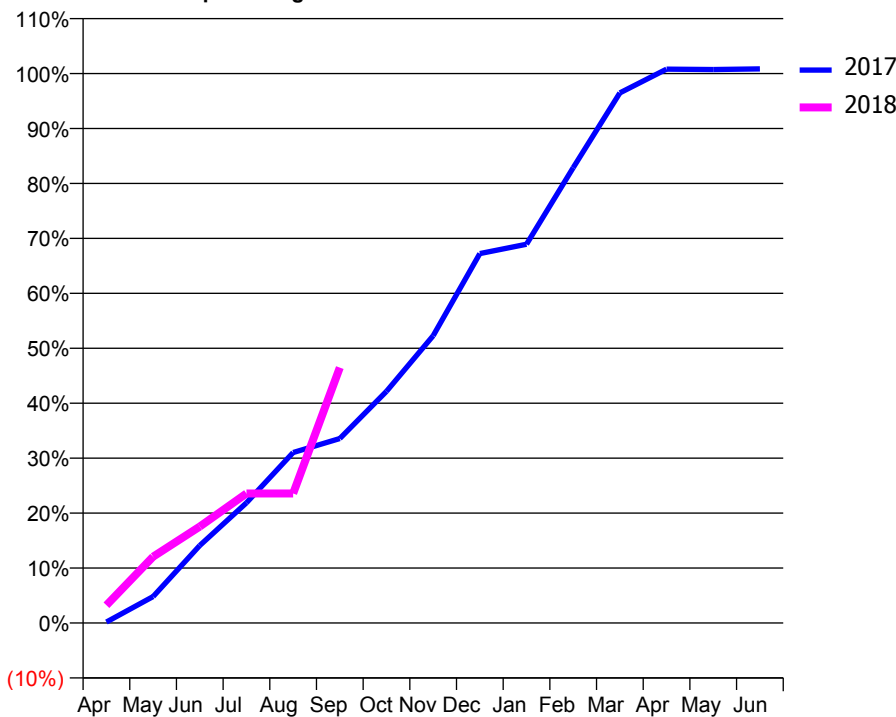
ACCESS*

Patients seen in 24 months	Total	Change since previous quarter
Quarter ending September 2016	2,053	
Quarter ending December 2016	2,078	→
Quarter ending March 2017	2,133	↑
Quarter ending June 2017	2,108	↓
Quarter ending September 2017	2,194	↑
Variance since September 2016	6.9%	↑



ACTIVITY

Cumulative percentage of contracted UDA delivered 2017 & 2018



Adjusted Scheduled Activity (UDA)

Month	2017	2018
April	10	181
May	269	677
June	791	983
July	1,226	1,321
August	1,738	1,321
September	1,880	2,604
October	2,362	
November	2,928	
December	3,766	
January	3,861	
February	4,641	
March	5,404	
April	5,646	
May	5,642	
June	5,648	

QUALITY

	Quantity	Base Number	Contract	AT	Region	England
% of FP17s for the same patient ID Re-attending within 3 months - Children	29	285	10.2%	9.6%	11.4%	11.9%
% of FP17s for the same patient ID Re-attending within 3 months - Adults	115	891	12.9%	14.2%	15.7%	15.9%
% of FP17s for the same patient ID Re-attending between 3 & 9 months - Children	115	285	40.4%	61.6%	60.6%	58.1%
% of FP17s for the same patient ID Re-attending between 3 & 9 months - Adults	436	891	48.9%	52.4%	52.0%	50.6%
% of FP17s for Band 1 Urgent Courses	74	1,082	6.8%	8.1%	9.6%	9.1%
% of FP17s Relating to Free Repair or Replacements	11	1,082	1.0%	0.8%	0.7%	0.8%
% of FP17s Relating to Continuations	3	1,082	0.3%	1.2%	1.0%	1.1%
% of Patients satisfied with the dentistry they have received	6	6	N/A	92.1%	91.6%	91.4%
% of Patients satisfied with the time they had to wait for an appointment	5	6	N/A	88.8%	87.9%	87.7%

* This is based on patients treated on this contract for their most recent course of treatment. Figures in italics indicate the base number of FP17s or Patient Questionnaire responses are less than 100. N/A is shown where the base number of responses is less than 10 during the period. % is calculated as Quantity/Base number*100

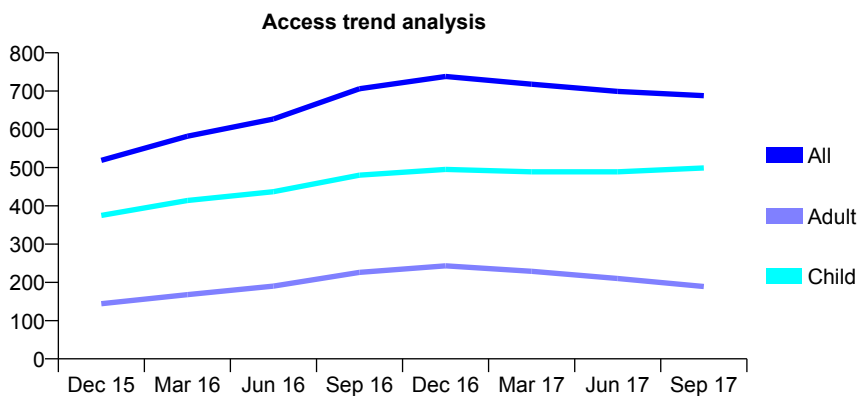
Q65 - Vital Signs At a Glance Contract Report for 568031/0001 - September 2017

Name or company name	MR SC LAWSON
Contract type name	GDS Contract
Purpose of contract	General and Orthodontic
Contract start date	01/01/2015
Contract end date	

17/18 Contracted general activity (UDA)	2,000
Carry forward general activity (UDA)	0
17/18 Contracted orthodontic activity (UOA)	743
Carry forward orthodontic activity (UOA)	0
Baseline contract value	£97,288.14

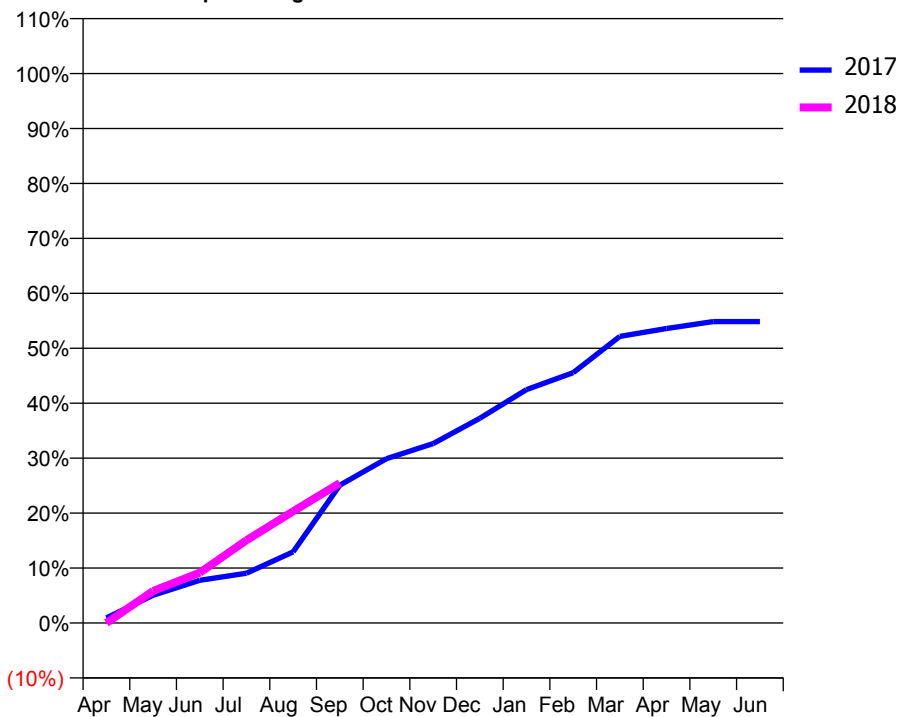
ACCESS*

Patients seen in 24 months	Total	Change since previous quarter
Quarter ending September 2016	706	
Quarter ending December 2016	738	↑
Quarter ending March 2017	718	↓
Quarter ending June 2017	699	↓
Quarter ending September 2017	688	↓
Variance since September 2016	(2.5%)	↓



ACTIVITY

Cumulative percentage of contracted UDA delivered 2017 & 2018



Month	Adjusted Scheduled Activity (UDA)	
	2017	2018
April	19	0
May	101	117
June	155	183
July	181	301
August	259	406
September	502	509
October	598	
November	653	
December	745	
January	850	
February	911	
March	1,043	
April	1,072	
May	1,097	
June	1,097	

QUALITY

	Quantity	Base Number	Contract	AT	Region	England
% of FP17s for the same patient ID Re-attending within 3 months - Children	33	352	9.4%	9.6%	11.4%	11.9%
% of FP17s for the same patient ID Re-attending within 3 months - Adults	0	57	0.0%	14.2%	15.7%	15.9%
% of FP17s for the same patient ID Re-attending between 3 & 9 months - Children	180	352	51.1%	61.6%	60.6%	58.1%
% of FP17s for the same patient ID Re-attending between 3 & 9 months - Adults	12	57	21.1%	52.4%	52.0%	50.6%
% of FP17s for Band 1 Urgent Courses	57	330	17.3%	8.1%	9.6%	9.1%
% of FP17s Relating to Free Repair or Replacements	0	330	0.0%	0.8%	0.7%	0.8%
% of FP17s Relating to Continuations	0	330	0.0%	1.2%	1.0%	1.1%
% of Patients satisfied with the dentistry they have received	2	2	N/A	92.1%	91.6%	91.4%
% of Patients satisfied with the time they had to wait for an appointment	2	2	N/A	88.8%	87.9%	87.7%

* This is based on patients treated on this contract for their most recent course of treatment. Figures in italics indicate the base number of FP17s or Patient Questionnaire responses are less than 100. N/A is shown where the base number of responses is less than 10 during the period. % is calculated as Quantity/Base number*100

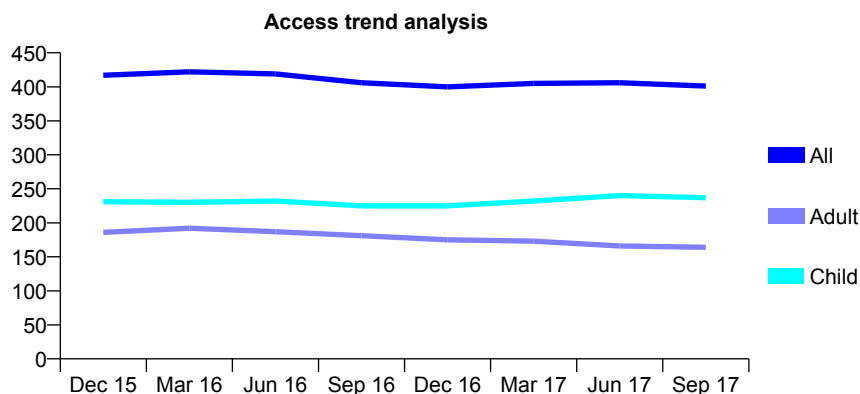
Q65 - Vital Signs At a Glance Contract Report for 568058/0001 - September 2017

Name or company name	MR DG GIBSON
Contract type name	GDS Contract
Purpose of contract	General
Contract start date	01/04/2006
Contract end date	

17/18 Contracted general activity (UDA)	950
Carry forward general activity (UDA)	0
17/18 Contracted orthodontic activity (UOA)	0
Carry forward orthodontic activity (UOA)	0
Baseline contract value	£23,369.64

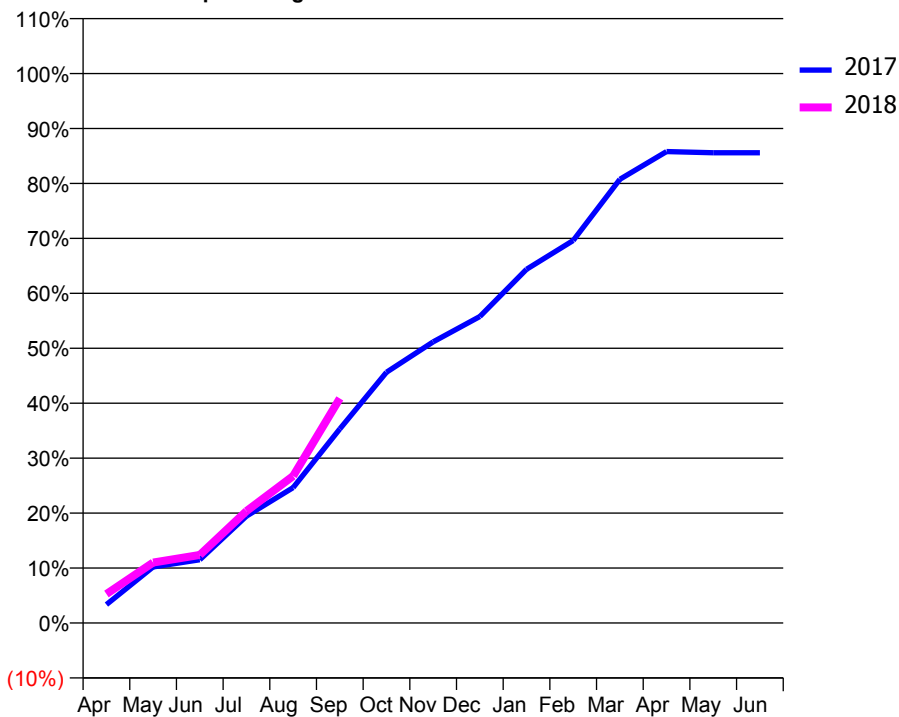
ACCESS*

Patients seen in 24 months	Total	Change since previous quarter
Quarter ending September 2016	406	
Quarter ending December 2016	400	↓
Quarter ending March 2017	405	→
Quarter ending June 2017	406	→
Quarter ending September 2017	401	↓
Variance since September 2016	(1.2%)	↓



ACTIVITY

Cumulative percentage of contracted UDA delivered 2017 & 2018



Adjusted Scheduled Activity (UDA)

Month	2017	2018
April	32	50
May	97	105
June	109	118
July	185	194
August	234	254
September	336	388
October	434	
November	486	
December	530	
January	612	
February	661	
March	767	
April	815	
May	813	
June	813	

QUALITY

	Quantity	Base Number	Contract	AT	Region	England
% of FP17s for the same patient ID Re-attending within 3 months - Children	13	186	7.0%	9.6%	11.4%	11.9%
% of FP17s for the same patient ID Re-attending within 3 months - Adults	7	81	8.6%	14.2%	15.7%	15.9%
% of FP17s for the same patient ID Re-attending between 3 & 9 months - Children	121	186	65.1%	61.6%	60.6%	58.1%
% of FP17s for the same patient ID Re-attending between 3 & 9 months - Adults	44	81	54.3%	52.4%	52.0%	50.6%
% of FP17s for Band 1 Urgent Courses	12	251	4.8%	8.1%	9.6%	9.1%
% of FP17s Relating to Free Repair or Replacements	0	251	0.0%	0.8%	0.7%	0.8%
% of FP17s Relating to Continuations	0	251	0.0%	1.2%	1.0%	1.1%
% of Patients satisfied with the dentistry they have received	0	0	N/A	92.1%	91.6%	91.4%
% of Patients satisfied with the time they had to wait for an appointment	0	0	N/A	88.8%	87.9%	87.7%

* This is based on patients treated on this contract for their most recent course of treatment. Figures in italics indicate the base number of FP17s or Patient Questionnaire responses are less than 100. N/A is shown where the base number of responses is less than 10 during the period. % is calculated as Quantity/Base number*100

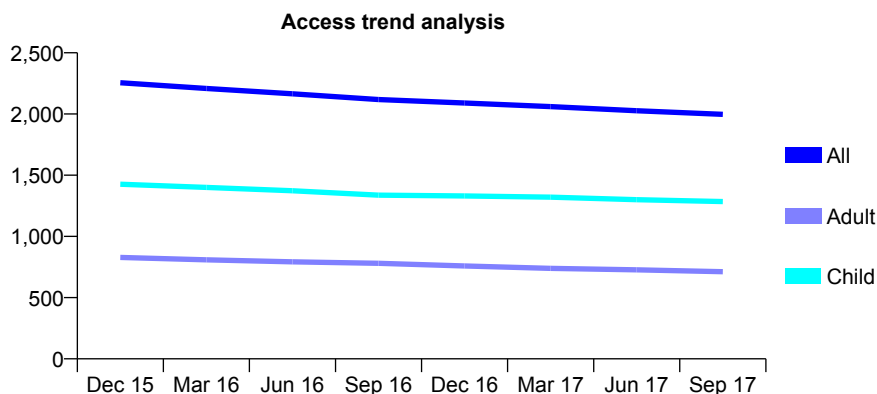
Q65 - Vital Signs At a Glance Contract Report for 570796/0001 - September 2017

Name or company name	MR JL RAUTENBACH
Contract type name	GDS Contract
Purpose of contract	General
Contract start date	01/04/2006
Contract end date	

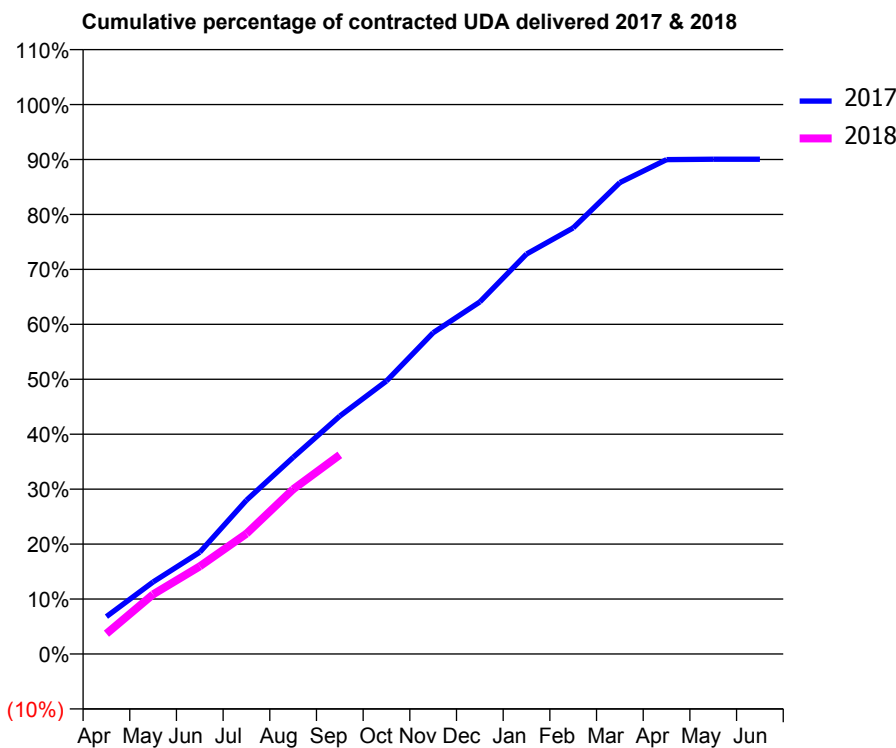
17/18 Contracted general activity (UDA)	4,860
Carry forward general activity (UDA)	0
17/18 Contracted orthodontic activity (UOA)	0
Carry forward orthodontic activity (UOA)	0
Baseline contract value	£114,821.82

ACCESS*

Patients seen in 24 months	Total	Change since previous quarter
Quarter ending September 2016	2,118	
Quarter ending December 2016	2,090	↓
Quarter ending March 2017	2,060	↓
Quarter ending June 2017	2,027	↓
Quarter ending September 2017	1,997	↓
Variance since September 2016	(5.7%)	↓



ACTIVITY



Month	Adjusted Scheduled Activity (UDA)	
	2017	2018
April	330	179
May	637	528
June	900	776
July	1,360	1,064
August	1,738	1,457
September	2,105	1,762
October	2,415	
November	2,842	
December	3,114	
January	3,538	
February	3,769	
March	4,170	
April	4,373	
May	4,376	
June	4,376	

QUALITY

	Quantity	Base Number	Contract	AT	Region	England
% of FP17s for the same patient ID Re-attending within 3 months - Children	31	1,063	2.9%	9.6%	11.4%	11.9%
% of FP17s for the same patient ID Re-attending within 3 months - Adults	44	408	10.8%	14.2%	15.7%	15.9%
% of FP17s for the same patient ID Re-attending between 3 & 9 months - Children	828	1,063	77.9%	61.6%	60.6%	58.1%
% of FP17s for the same patient ID Re-attending between 3 & 9 months - Adults	221	408	54.2%	52.4%	52.0%	50.6%
% of FP17s for Band 1 Urgent Courses	29	1,338	2.2%	8.1%	9.6%	9.1%
% of FP17s Relating to Free Repair or Replacements	0	1,338	0.0%	0.8%	0.7%	0.8%
% of FP17s Relating to Continuations	0	1,338	0.0%	1.2%	1.0%	1.1%
% of Patients satisfied with the dentistry they have received	4	4	N/A	92.1%	91.6%	91.4%
% of Patients satisfied with the time they had to wait for an appointment	4	4	N/A	88.8%	87.9%	87.7%

* This is based on patients treated on this contract for their most recent course of treatment. Figures in italics indicate the base number of FP17s or Patient Questionnaire responses are less than 100. N/A is shown where the base number of responses is less than 10 during the period. % is calculated as Quantity/Base number*100

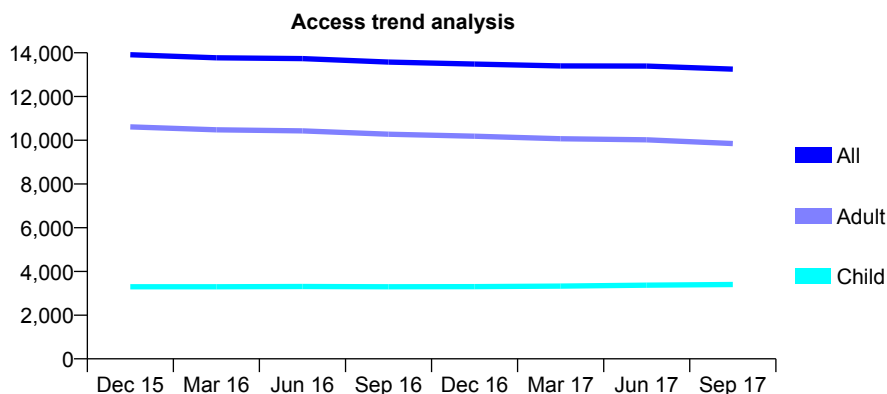
Q65 - Vital Signs At a Glance Contract Report for 574236/0001 - September 2017

Name or company name	Coronation Road Dental Surgery
Contract type name	GDS Contract
Purpose of contract	General
Contract start date	01/04/2006
Contract end date	

17/18 Contracted general activity (UDA)	31,810
Carry forward general activity (UDA)	0
17/18 Contracted orthodontic activity (UOA)	0
Carry forward orthodontic activity (UOA)	0
Baseline contract value	£781,717.19

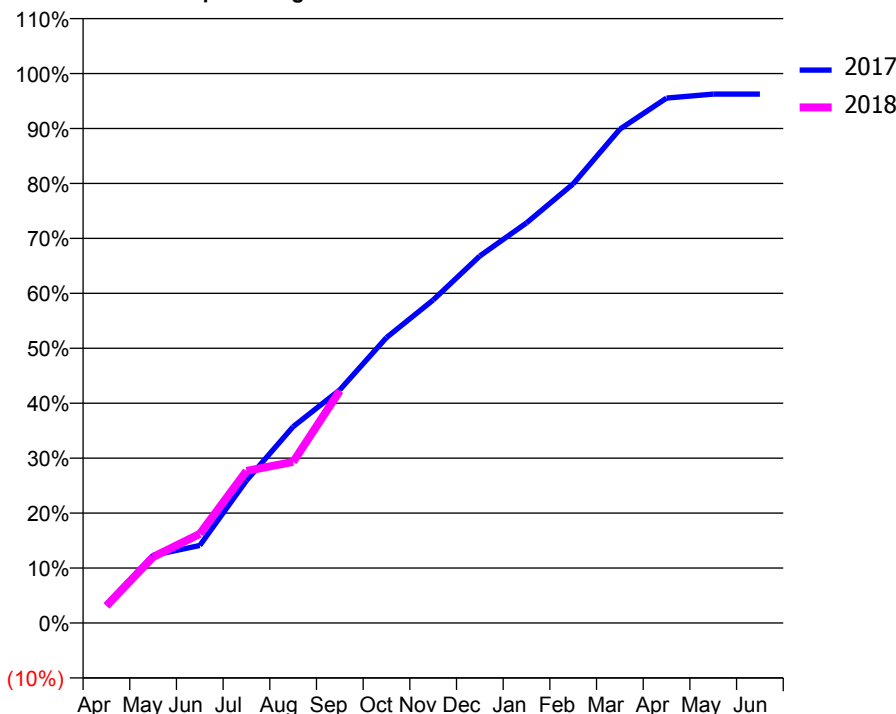
ACCESS*

Patients seen in 24 months	Total	Change since previous quarter
Quarter ending September 2016	13,575	
Quarter ending December 2016	13,486	→
Quarter ending March 2017	13,397	→
Quarter ending June 2017	13,391	→
Quarter ending September 2017	13,252	↓
Variance since September 2016	(2.4%)	↓



ACTIVITY

Cumulative percentage of contracted UDA delivered 2017 & 2018



Adjusted Scheduled Activity (UDA)

Month	2017	2018
April	1,074	991
May	3,918	3,823
June	4,492	5,163
July	8,251	8,802
August	11,365	9,326
September	13,494	13,443
October	16,527	
November	18,700	
December	21,245	
January	23,162	
February	25,420	
March	28,587	
April	30,390	
May	30,620	
June	30,620	

QUALITY

	Quantity	Base Number	Contract	AT	Region	England
% of FP17s for the same patient ID Re-attending within 3 months - Children	172	2,911	5.9%	9.6%	11.4%	11.9%
% of FP17s for the same patient ID Re-attending within 3 months - Adults	898	7,392	12.1%	14.2%	15.7%	15.9%
% of FP17s for the same patient ID Re-attending between 3 & 9 months - Children	1,996	2,911	68.6%	61.6%	60.6%	58.1%
% of FP17s for the same patient ID Re-attending between 3 & 9 months - Adults	4,667	7,392	63.1%	52.4%	52.0%	50.6%
% of FP17s for Band 1 Urgent Courses	459	8,545	5.4%	8.1%	9.6%	9.1%
% of FP17s Relating to Free Repair or Replacements	63	8,545	0.7%	0.8%	0.7%	0.8%
% of FP17s Relating to Continuations	87	8,545	1.0%	1.2%	1.0%	1.1%
% of Patients satisfied with the dentistry they have received	17	20	85.0%	92.1%	91.6%	91.4%
% of Patients satisfied with the time they had to wait for an appointment	18	20	90.0%	88.8%	87.9%	87.7%

* This is based on patients treated on this contract for their most recent course of treatment. Figures in italics indicate the base number of FP17s or Patient Questionnaire responses are less than 100. N/A is shown where the base number of responses is less than 10 during the period. % is calculated as Quantity/Base number*100

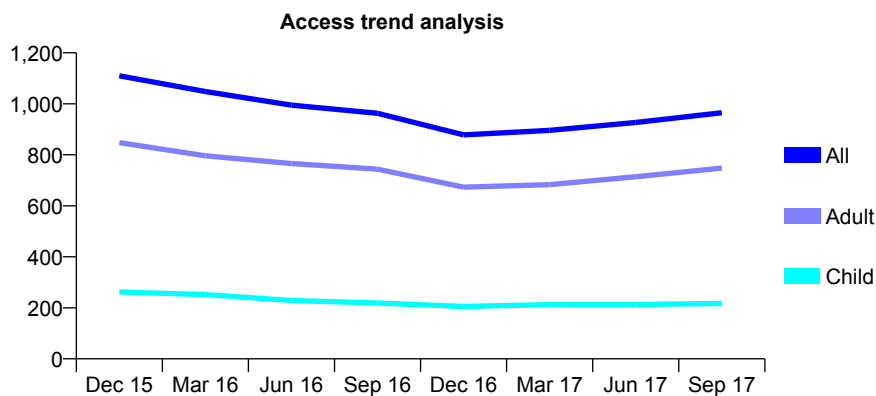
Q65 - Vital Signs At a Glance Contract Report for 629596/0001 - September 2017

Name or company name	MR NJ NEWTON
Contract type name	GDS Contract
Purpose of contract	General
Contract start date	01/04/2006
Contract end date	

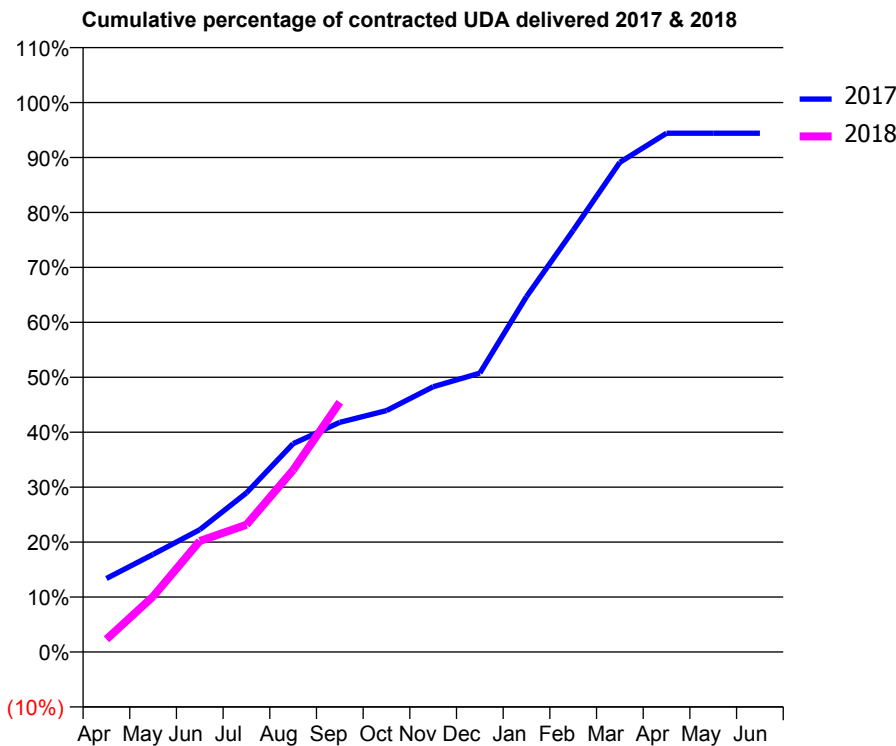
17/18 Contracted general activity (UDA)	2,990
Carry forward general activity (UDA)	0
17/18 Contracted orthodontic activity (UOA)	0
Carry forward orthodontic activity (UOA)	0
Baseline contract value	£81,618.93

ACCESS*

Patients seen in 24 months	Total	Change since previous quarter
Quarter ending September 2016	963	
Quarter ending December 2016	878	↓
Quarter ending March 2017	896	↑
Quarter ending June 2017	927	↑
Quarter ending September 2017	965	↑
Variance since September 2016	0.2%	→



ACTIVITY



Month	Adjusted Scheduled Activity (UDA)	
	2017	2018
April	400	69
May	531	302
June	666	604
July	866	692
August	1,134	990
September	1,250	1,360
October	1,314	
November	1,443	
December	1,517	
January	1,934	
February	2,294	
March	2,665	
April	2,823	
May	2,823	
June	2,823	

QUALITY

	Quantity	Base Number	Contract	AT	Region	England
% of FP17s for the same patient ID Re-attending within 3 months - Children	11	158	7.0%	9.6%	11.4%	11.9%
% of FP17s for the same patient ID Re-attending within 3 months - Adults	65	527	12.3%	14.2%	15.7%	15.9%
% of FP17s for the same patient ID Re-attending between 3 & 9 months - Children	73	158	46.2%	61.6%	60.6%	58.1%
% of FP17s for the same patient ID Re-attending between 3 & 9 months - Adults	237	527	45.0%	52.4%	52.0%	50.6%
% of FP17s for Band 1 Urgent Courses	48	627	7.7%	8.1%	9.6%	9.1%
% of FP17s Relating to Free Repair or Replacements	2	627	0.3%	0.8%	0.7%	0.8%
% of FP17s Relating to Continuations	11	627	1.8%	1.2%	1.0%	1.1%
% of Patients satisfied with the dentistry they have received	11	11	100.0%	92.1%	91.6%	91.4%
% of Patients satisfied with the time they had to wait for an appointment	9	11	81.8%	88.8%	87.9%	87.7%

* This is based on patients treated on this contract for their most recent course of treatment. Figures in italics indicate the base number of FP17s or Patient Questionnaire responses are less than 100. N/A is shown where the base number of responses is less than 10 during the period. % is calculated as Quantity/Base number*100

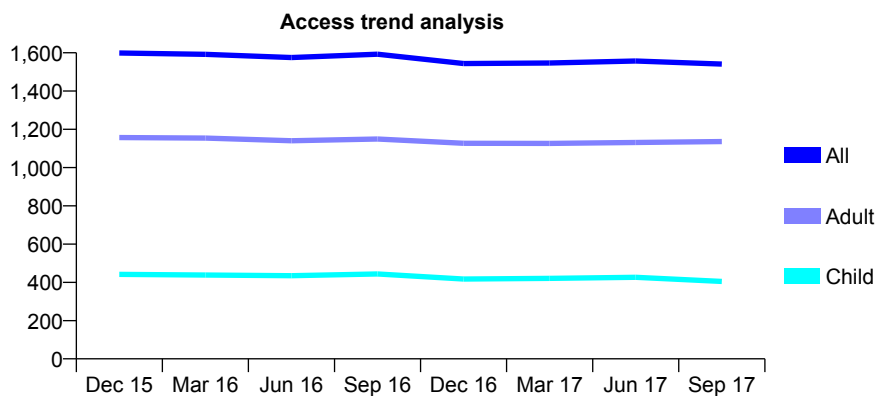
Q65 - Vital Signs At a Glance Contract Report for 632910/0001 - September 2017

Name or company name	MR GW IRVINE
Contract type name	GDS Contract
Purpose of contract	General
Contract start date	01/04/2006
Contract end date	

17/18 Contracted general activity (UDA)	2,000
Carry forward general activity (UDA)	0
17/18 Contracted orthodontic activity (UOA)	0
Carry forward orthodontic activity (UOA)	0
Baseline contract value	£43,113.74

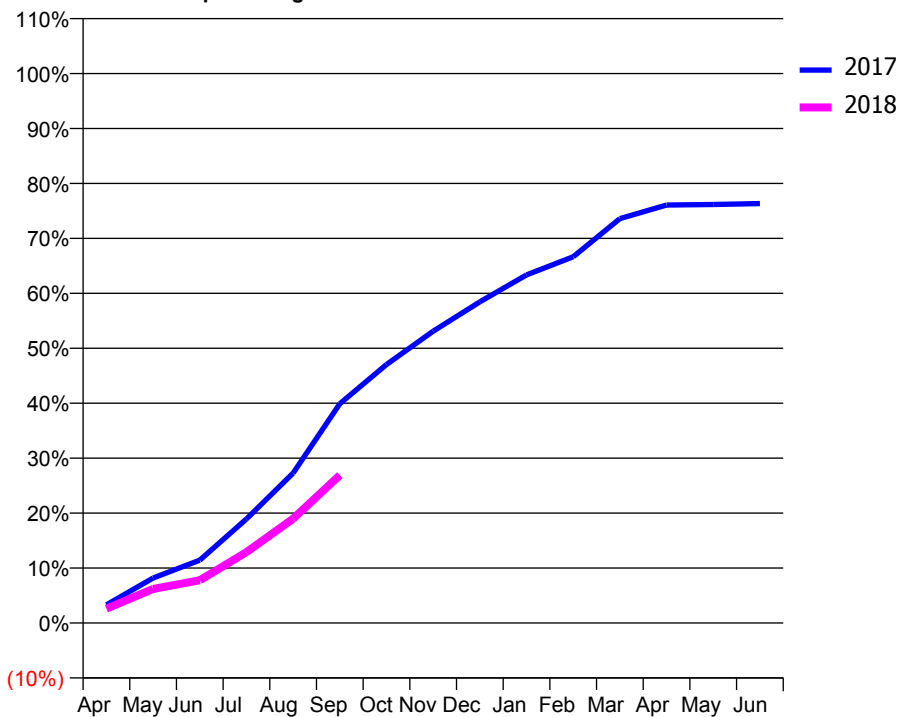
ACCESS*

Patients seen in 24 months	Total	Change since previous quarter
Quarter ending September 2016	1,593	
Quarter ending December 2016	1,544	↓
Quarter ending March 2017	1,547	→
Quarter ending June 2017	1,557	→
Quarter ending September 2017	1,541	↓
Variance since September 2016	(3.3%)	↓



ACTIVITY

Cumulative percentage of contracted UDA delivered 2017 & 2018



Adjusted Scheduled Activity (UDA)		
Month	2017	2018
April	66	52
May	164	124
June	229	156
July	379	258
August	546	380
September	798	538
October	941	
November	1,062	
December	1,169	
January	1,267	
February	1,333	
March	1,472	
April	1,521	
May	1,523	
June	1,526	

QUALITY

	Quantity	Base Number	Contract	AT	Region	England
% of FP17s for the same patient ID Re-attending within 3 months - Children	25	313	8.0%	9.6%	11.4%	11.9%
% of FP17s for the same patient ID Re-attending within 3 months - Adults	109	833	13.1%	14.2%	15.7%	15.9%
% of FP17s for the same patient ID Re-attending between 3 & 9 months - Children	157	313	50.2%	61.6%	60.6%	58.1%
% of FP17s for the same patient ID Re-attending between 3 & 9 months - Adults	408	833	49.0%	52.4%	52.0%	50.6%
% of FP17s for Band 1 Urgent Courses	19	306	6.2%	8.1%	9.6%	9.1%
% of FP17s Relating to Free Repair or Replacements	2	306	0.7%	0.8%	0.7%	0.8%
% of FP17s Relating to Continuations	4	306	1.3%	1.2%	1.0%	1.1%
% of Patients satisfied with the dentistry they have received	5	5	N/A	92.1%	91.6%	91.4%
% of Patients satisfied with the time they had to wait for an appointment	5	5	N/A	88.8%	87.9%	87.7%

* This is based on patients treated on this contract for their most recent course of treatment. Figures in italics indicate the base number of FP17s or Patient Questionnaire responses are less than 100. N/A is shown where the base number of responses is less than 10 during the period. % is calculated as Quantity/Base number*100

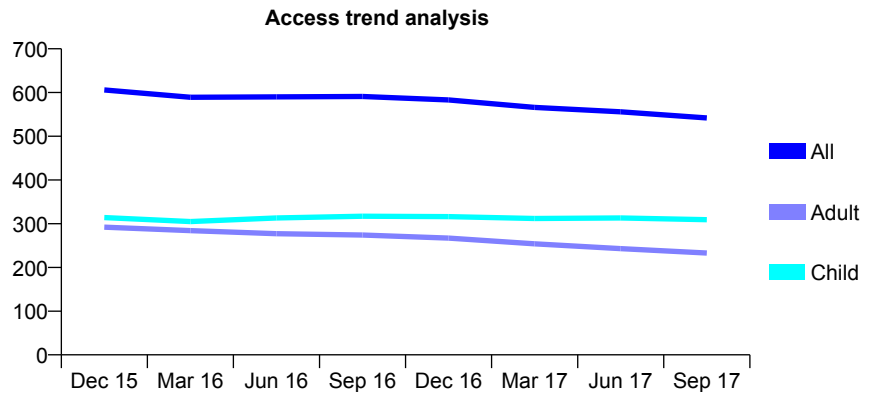
Q65 - Vital Signs At a Glance Contract Report for 643777/0001 - September 2017

Name or company name	MR SD WATKINS
Contract type name	GDS Contract
Purpose of contract	General
Contract start date	01/04/2006
Contract end date	

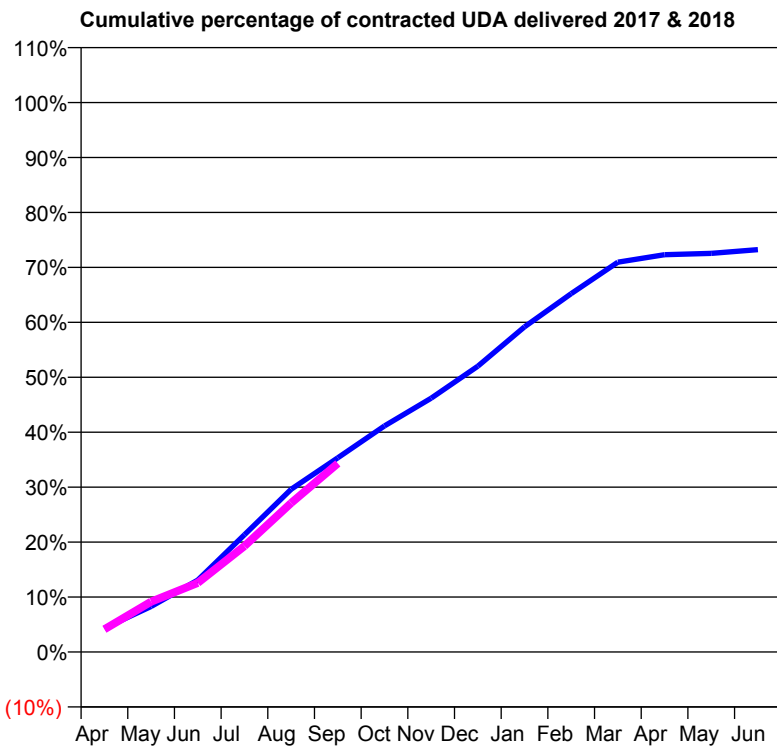
17/18 Contracted general activity (UDA)	1,750
Carry forward general activity (UDA)	0
17/18 Contracted orthodontic activity (UOA)	0
Carry forward orthodontic activity (UOA)	0
Baseline contract value	£38,711.29

ACCESS*

Patients seen in 24 months	Total	Change since previous quarter
Quarter ending September 2016	591	
Quarter ending December 2016	583	↓
Quarter ending March 2017	566	↓
Quarter ending June 2017	556	↓
Quarter ending September 2017	542	↓
Variance since September 2016	(8.3%)	↓



ACTIVITY



Adjusted Scheduled Activity (UDA)		
Month	2017	2018
April	76	72
May	145	160
June	229	220
July	373	338
August	518	475
September	619	601
October	720	
November	808	
December	910	
January	1,035	
February	1,141	
March	1,241	
April	1,265	
May	1,269	
June	1,281	

QUALITY

	Quantity	Base Number	Contract	AT	Region	England
% of FP17s for the same patient ID Re-attending within 3 months - Children	18	282	6.4%	9.6%	11.4%	11.9%
% of FP17s for the same patient ID Re-attending within 3 months - Adults	21	153	13.7%	14.2%	15.7%	15.9%
% of FP17s for the same patient ID Re-attending between 3 & 9 months - Children	216	282	76.6%	61.6%	60.6%	58.1%
% of FP17s for the same patient ID Re-attending between 3 & 9 months - Adults	108	153	70.6%	52.4%	52.0%	50.6%
% of FP17s for Band 1 Urgent Courses	3	414	0.7%	8.1%	9.6%	9.1%
% of FP17s Relating to Free Repair or Replacements	1	414	0.2%	0.8%	0.7%	0.8%
% of FP17s Relating to Continuations	2	414	0.5%	1.2%	1.0%	1.1%
% of Patients satisfied with the dentistry they have received	0	0	N/A	92.1%	91.6%	91.4%
% of Patients satisfied with the time they had to wait for an appointment	0	0	N/A	88.8%	87.9%	87.7%

* This is based on patients treated on this contract for their most recent course of treatment. Figures in italics indicate the base number of FP17s or Patient Questionnaire responses are less than 100. N/A is shown where the base number of responses is less than 10 during the period. % is calculated as Quantity/Base number*100

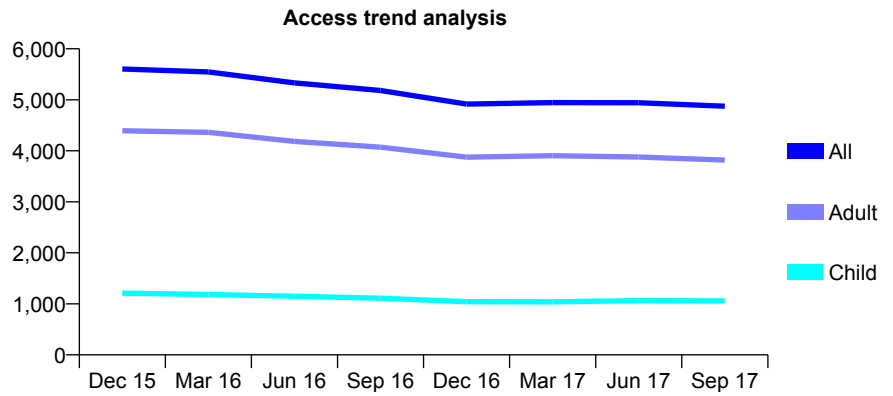
Q65 - Vital Signs At a Glance Contract Report for 644927/0001 - September 2017

Name or company name	MR MR BRICKLEY
Contract type name	GDS Contract
Purpose of contract	General
Contract start date	01/04/2006
Contract end date	

17/18 Contracted general activity (UDA)	15,500
Carry forward general activity (UDA)	0
17/18 Contracted orthodontic activity (UOA)	0
Carry forward orthodontic activity (UOA)	0
Baseline contract value	£400,219.76

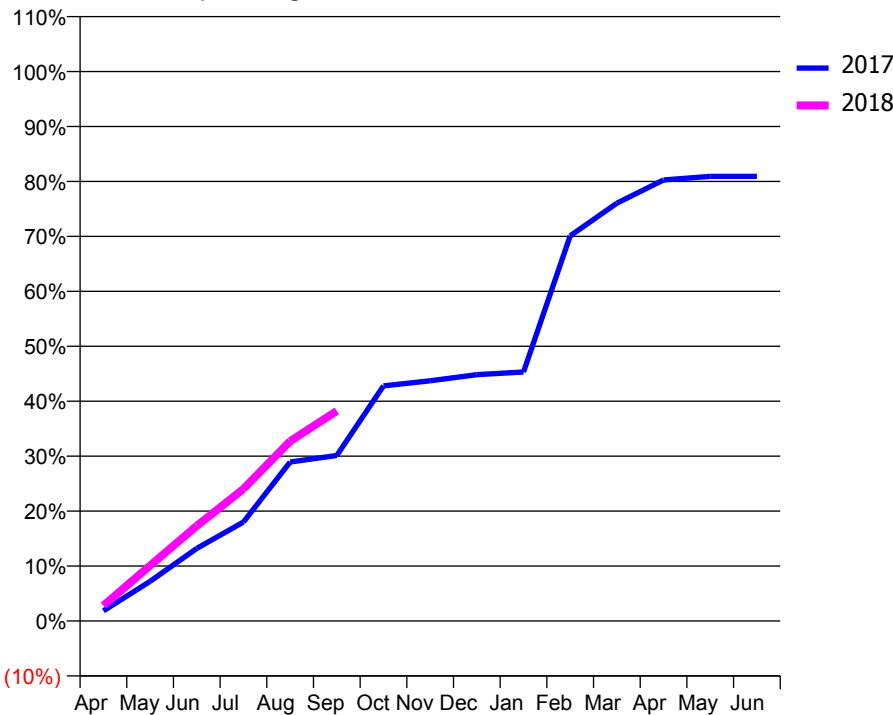
ACCESS*

Patients seen in 24 months	Total	Change since previous quarter
Quarter ending September 2016	5,182	
Quarter ending December 2016	4,917	↓
Quarter ending March 2017	4,945	→
Quarter ending June 2017	4,942	→
Quarter ending September 2017	4,875	↓
Variance since September 2016	(5.9%)	↓



ACTIVITY

Cumulative percentage of contracted UDA delivered 2017 & 2018



Month	Adjusted Scheduled Activity (UDA)	
	2017	2018
April	287	433
May	1,120	1,562
June	2,046	2,685
July	2,793	3,724
August	4,484	5,074
September	4,669	5,925
October	6,632	
November	6,776	
December	6,948	
January	7,023	
February	10,865	
March	11,787	
April	12,443	
May	12,542	
June	12,543	

QUALITY

	Quantity	Base Number	Contract	AT	Region	England
% of FP17s for the same patient ID Re-attending within 3 months - Children	40	705	5.7%	9.6%	11.4%	11.9%
% of FP17s for the same patient ID Re-attending within 3 months - Adults	382	2,555	15.0%	14.2%	15.7%	15.9%
% of FP17s for the same patient ID Re-attending between 3 & 9 months - Children	350	705	49.6%	61.6%	60.6%	58.1%
% of FP17s for the same patient ID Re-attending between 3 & 9 months - Adults	1,161	2,555	45.4%	52.4%	52.0%	50.6%
% of FP17s for Band 1 Urgent Courses	260	2,908	8.9%	8.1%	9.6%	9.1%
% of FP17s Relating to Free Repair or Replacements	40	2,908	1.4%	0.8%	0.7%	0.8%
% of FP17s Relating to Continuations	52	2,908	1.8%	1.2%	1.0%	1.1%
% of Patients satisfied with the dentistry they have received	5	5	N/A	92.1%	91.6%	91.4%
% of Patients satisfied with the time they had to wait for an appointment	5	5	N/A	88.8%	87.9%	87.7%

* This is based on patients treated on this contract for their most recent course of treatment. Figures in italics indicate the base number of FP17s or Patient Questionnaire responses are less than 100. N/A is shown where the base number of responses is less than 10 during the period. % is calculated as Quantity/Base number*100

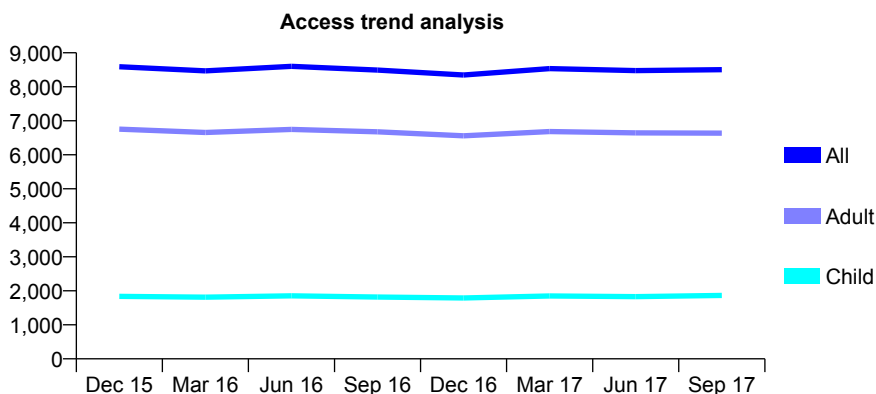
Q65 - Vital Signs At a Glance Contract Report for 644927/0002 - September 2017

Name or company name	MR MR BRICKLEY
Contract type name	GDS Contract
Purpose of contract	General
Contract start date	01/04/2006
Contract end date	

17/18 Contracted general activity (UDA)	23,942
Carry forward general activity (UDA)	0
17/18 Contracted orthodontic activity (UOA)	0
Carry forward orthodontic activity (UOA)	0
Baseline contract value	£619,063.30

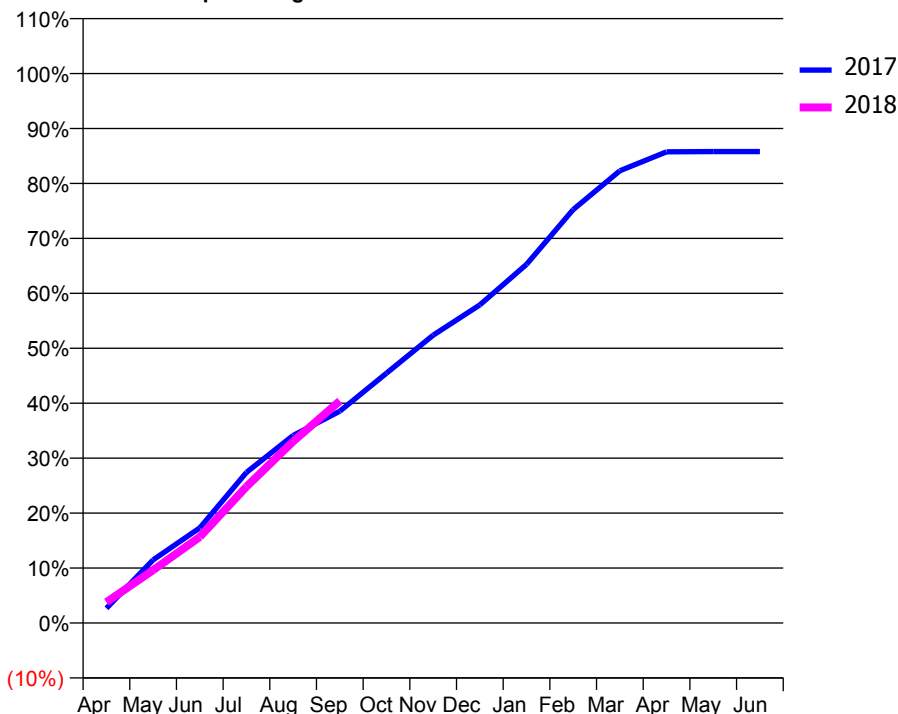
ACCESS*

Patients seen in 24 months	Total	Change since previous quarter
Quarter ending September 2016	8,494	
Quarter ending December 2016	8,349	↓
Quarter ending March 2017	8,534	↑
Quarter ending June 2017	8,476	→
Quarter ending September 2017	8,505	→
Variance since September 2016	0.1%	→



ACTIVITY

Cumulative percentage of contracted UDA delivered 2017 & 2018



Month	Adjusted Scheduled Activity (UDA)	
	2017	2018
April	642	907
May	2,748	2,305
June	4,147	3,749
July	6,560	5,942
August	8,173	7,913
September	9,228	9,677
October	10,888	
November	12,539	
December	13,860	
January	15,627	
February	18,015	
March	19,707	
April	20,528	
May	20,541	
June	20,542	

QUALITY

	Quantity	Base Number	Contract	AT	Region	England
% of FP17s for the same patient ID Re-attending within 3 months - Children	70	1,392	5.0%	9.6%	11.4%	11.9%
% of FP17s for the same patient ID Re-attending within 3 months - Adults	858	4,680	18.3%	14.2%	15.7%	15.9%
% of FP17s for the same patient ID Re-attending between 3 & 9 months - Children	778	1,392	55.9%	61.6%	60.6%	58.1%
% of FP17s for the same patient ID Re-attending between 3 & 9 months - Adults	1,942	4,680	41.5%	52.4%	52.0%	50.6%
% of FP17s for Band 1 Urgent Courses	769	5,671	13.6%	8.1%	9.6%	9.1%
% of FP17s Relating to Free Repair or Replacements	30	5,671	0.5%	0.8%	0.7%	0.8%
% of FP17s Relating to Continuations	75	5,671	1.3%	1.2%	1.0%	1.1%
% of Patients satisfied with the dentistry they have received	37	38	97.4%	92.1%	91.6%	91.4%
% of Patients satisfied with the time they had to wait for an appointment	37	38	97.4%	88.8%	87.9%	87.7%

* This is based on patients treated on this contract for their most recent course of treatment. Figures in italics indicate the base number of FP17s or Patient Questionnaire responses are less than 100. N/A is shown where the base number of responses is less than 10 during the period. % is calculated as Quantity/Base number*100

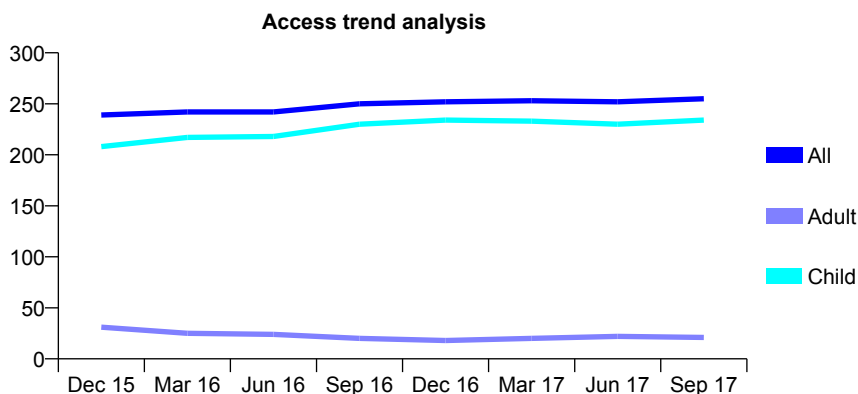
Q65 - Vital Signs At a Glance Contract Report for 677752/0001 - September 2017

Name or company name	MR AJ SHEPHERD
Contract type name	GDS Contract
Purpose of contract	General
Contract start date	01/04/2008
Contract end date	

17/18 Contracted general activity (UDA)	550
Carry forward general activity (UDA)	0
17/18 Contracted orthodontic activity (UOA)	0
Carry forward orthodontic activity (UOA)	0
Baseline contract value	£11,841.87

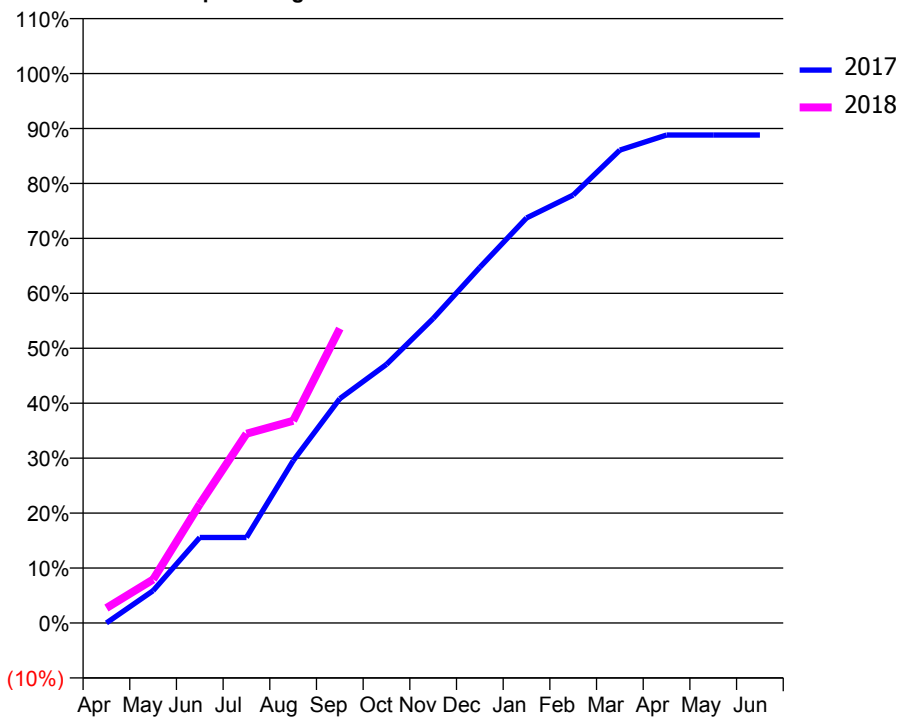
ACCESS*

Patients seen in 24 months	Total	Change since previous quarter
Quarter ending September 2016	250	
Quarter ending December 2016	252	→
Quarter ending March 2017	253	→
Quarter ending June 2017	252	→
Quarter ending September 2017	255	→
Variance since September 2016	2.0%	↑



ACTIVITY

Cumulative percentage of contracted UDA delivered 2017 & 2018



Adjusted Scheduled Activity (UDA)

Month	2017	2018
April	0	15
May	32	44
June	86	119
July	86	189
August	162	202
September	225	295
October	259	
November	305	
December	356	
January	405	
February	428	
March	473	
April	488	
May	488	
June	488	

QUALITY

	Quantity	Base Number	Contract	AT	Region	England
% of FP17s for the same patient ID Re-attending within 3 months - Children	17	197	8.6%	9.6%	11.4%	11.9%
% of FP17s for the same patient ID Re-attending within 3 months - Adults	0	0	N/A	14.2%	15.7%	15.9%
% of FP17s for the same patient ID Re-attending between 3 & 9 months - Children	109	197	55.3%	61.6%	60.6%	58.1%
% of FP17s for the same patient ID Re-attending between 3 & 9 months - Adults	0	0	N/A	52.4%	52.0%	50.6%
% of FP17s for Band 1 Urgent Courses	9	184	4.9%	8.1%	9.6%	9.1%
% of FP17s Relating to Free Repair or Replacements	0	184	0.0%	0.8%	0.7%	0.8%
% of FP17s Relating to Continuations	1	184	0.5%	1.2%	1.0%	1.1%
% of Patients satisfied with the dentistry they have received	0	0	N/A	92.1%	91.6%	91.4%
% of Patients satisfied with the time they had to wait for an appointment	0	0	N/A	88.8%	87.9%	87.7%

* This is based on patients treated on this contract for their most recent course of treatment. Figures in italics indicate the base number of FP17s or Patient Questionnaire responses are less than 100. N/A is shown where the base number of responses is less than 10 during the period. % is calculated as Quantity/Base number*100

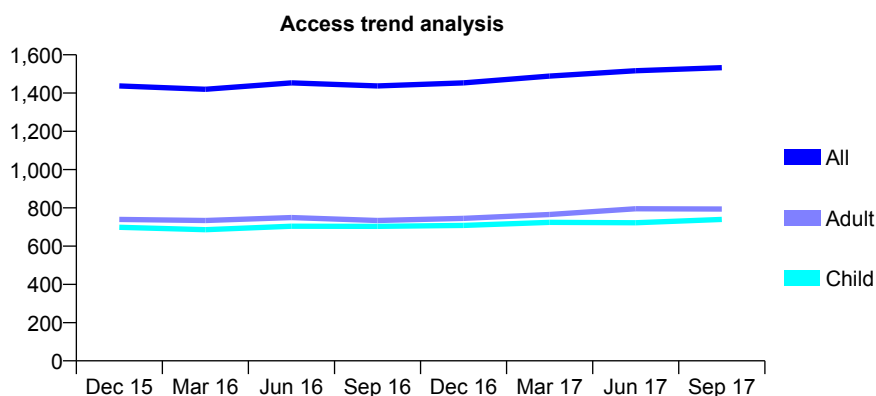
Q65 - Vital Signs At a Glance Contract Report for 678775/0002 - September 2017

Name or company name	MR MS JAMIE
Contract type name	GDS Contract
Purpose of contract	General
Contract start date	01/04/2006
Contract end date	

17/18 Contracted general activity (UDA)	5,438
Carry forward general activity (UDA)	0
17/18 Contracted orthodontic activity (UOA)	0
Carry forward orthodontic activity (UOA)	0
Baseline contract value	£108,477.11

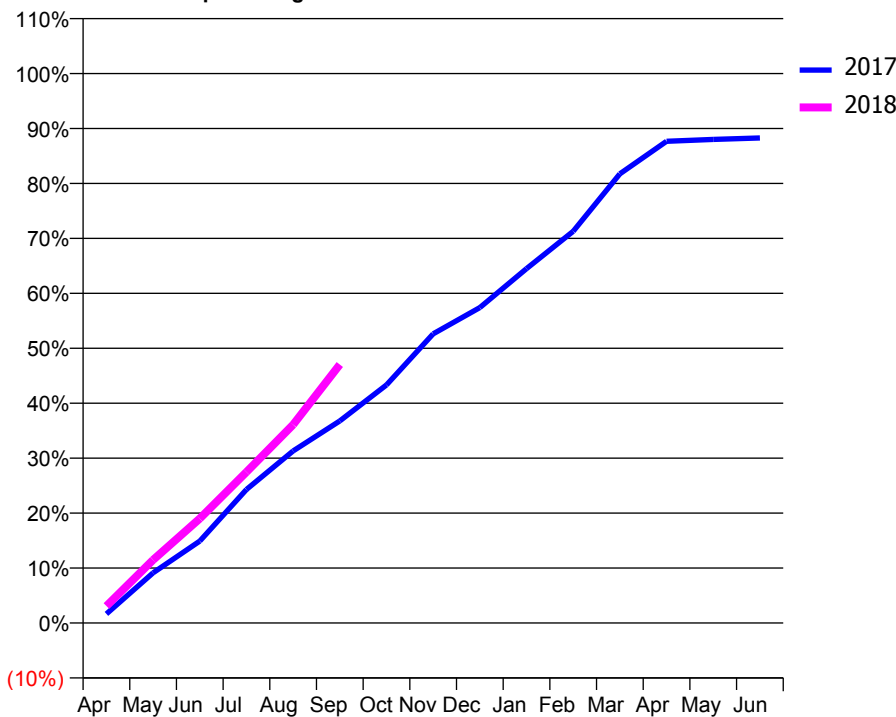
ACCESS*

Patients seen in 24 months	Total	Change since previous quarter
Quarter ending September 2016	1,437	
Quarter ending December 2016	1,453	→
Quarter ending March 2017	1,489	↑
Quarter ending June 2017	1,517	→
Quarter ending September 2017	1,533	→
Variance since September 2016	6.7%	↑



ACTIVITY

Cumulative percentage of contracted UDA delivered 2017 & 2018



Month	Adjusted Scheduled Activity (UDA)	
	2017	2018
April	90	168
May	496	625
June	810	1,034
July	1,321	1,494
August	1,703	1,962
September	2,000	2,559
October	2,356	
November	2,862	
December	3,121	
January	3,507	
February	3,877	
March	4,445	
April	4,767	
May	4,786	
June	4,801	

QUALITY

	Quantity	Base Number	Contract	AT	Region	England
% of FP17s for the same patient ID Re-attending within 3 months - Children	32	489	6.5%	9.6%	11.4%	11.9%
% of FP17s for the same patient ID Re-attending within 3 months - Adults	80	518	15.4%	14.2%	15.7%	15.9%
% of FP17s for the same patient ID Re-attending between 3 & 9 months - Children	243	489	49.7%	61.6%	60.6%	58.1%
% of FP17s for the same patient ID Re-attending between 3 & 9 months - Adults	222	518	42.9%	52.4%	52.0%	50.6%
% of FP17s for Band 1 Urgent Courses	43	858	5.0%	8.1%	9.6%	9.1%
% of FP17s Relating to Free Repair or Replacements	4	858	0.5%	0.8%	0.7%	0.8%
% of FP17s Relating to Continuations	28	858	3.3%	1.2%	1.0%	1.1%
% of Patients satisfied with the dentistry they have received	2	3	N/A	92.1%	91.6%	91.4%
% of Patients satisfied with the time they had to wait for an appointment	2	3	N/A	88.8%	87.9%	87.7%

* This is based on patients treated on this contract for their most recent course of treatment. Figures in italics indicate the base number of FP17s or Patient Questionnaire responses are less than 100. N/A is shown where the base number of responses is less than 10 during the period. % is calculated as Quantity/Base number*100

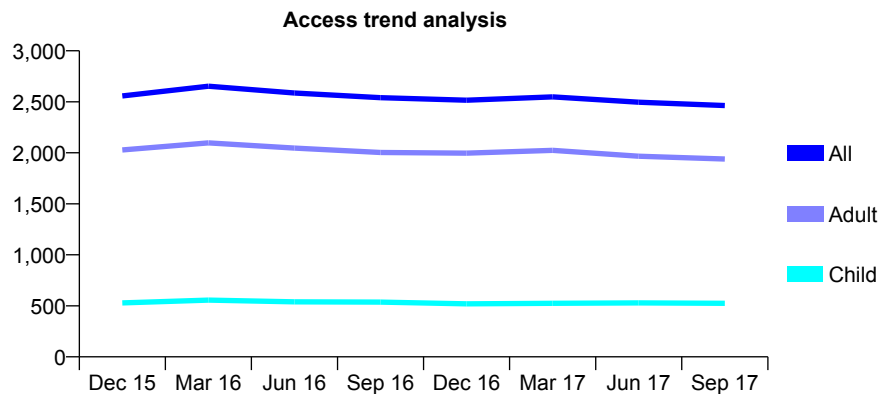
Q65 - Vital Signs At a Glance Contract Report for 679704/0001 - September 2017

Name or company name	MR N ZARGARIAN
Contract type name	GDS Contract
Purpose of contract	General
Contract start date	01/04/2006
Contract end date	

17/18 Contracted general activity (UDA)	8,819
Carry forward general activity (UDA)	0
17/18 Contracted orthodontic activity (UOA)	0
Carry forward orthodontic activity (UOA)	0
Baseline contract value	£205,718.49

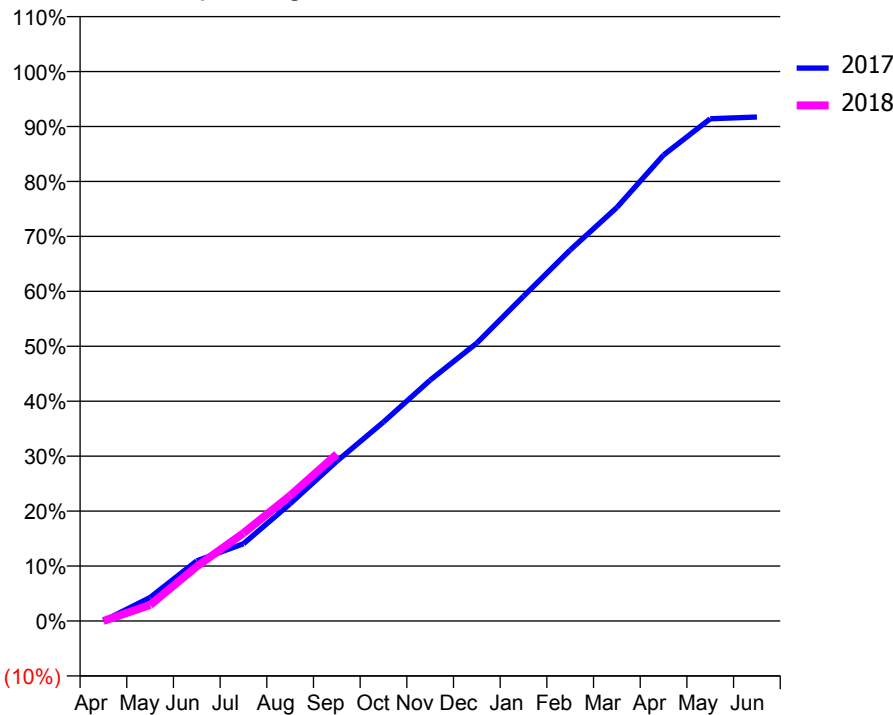
ACCESS*

Patients seen in 24 months	Total	Change since previous quarter
Quarter ending September 2016	2,540	
Quarter ending December 2016	2,516	→
Quarter ending March 2017	2,549	→
Quarter ending June 2017	2,496	↓
Quarter ending September 2017	2,464	↓
Variance since September 2016	(3.0%)	↓



ACTIVITY

Cumulative percentage of contracted UDA delivered 2017 & 2018



Month	Adjusted Scheduled Activity (UDA)	
	2017	2018
April	0	0
May	378	258
June	965	876
July	1,241	1,412
August	1,882	2,013
September	2,564	2,678
October	3,195	
November	3,866	
December	4,461	
January	5,213	
February	5,955	
March	6,638	
April	7,478	
May	8,060	
June	8,089	

QUALITY

	Quantity	Base Number	Contract	AT	Region	England
% of FP17s for the same patient ID Re-attending within 3 months - Children	29	414	7.0%	9.6%	11.4%	11.9%
% of FP17s for the same patient ID Re-attending within 3 months - Adults	261	1,514	17.2%	14.2%	15.7%	15.9%
% of FP17s for the same patient ID Re-attending between 3 & 9 months - Children	251	414	60.6%	61.6%	60.6%	58.1%
% of FP17s for the same patient ID Re-attending between 3 & 9 months - Adults	890	1,514	58.8%	52.4%	52.0%	50.6%
% of FP17s for Band 1 Urgent Courses	111	1,336	8.3%	8.1%	9.6%	9.1%
% of FP17s Relating to Free Repair or Replacements	1	1,336	0.1%	0.8%	0.7%	0.8%
% of FP17s Relating to Continuations	34	1,336	2.5%	1.2%	1.0%	1.1%
% of Patients satisfied with the dentistry they have received	9	9	N/A	92.1%	91.6%	91.4%
% of Patients satisfied with the time they had to wait for an appointment	9	9	N/A	88.8%	87.9%	87.7%

* This is based on patients treated on this contract for their most recent course of treatment. Figures in italics indicate the base number of FP17s or Patient Questionnaire responses are less than 100. N/A is shown where the base number of responses is less than 10 during the period. % is calculated as Quantity/Base number*100

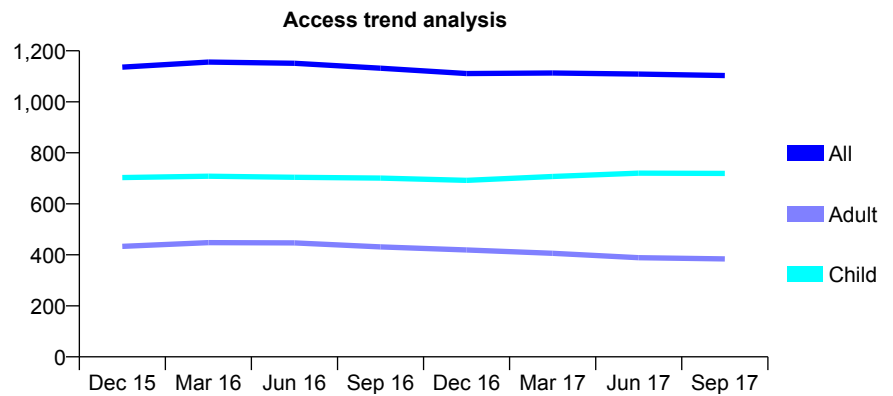
Q65 - Vital Signs At a Glance Contract Report for 682179/0001 - September 2017

Name or company name	MR T RAZAVI
Contract type name	GDS Contract
Purpose of contract	General
Contract start date	09/05/2014
Contract end date	

17/18 Contracted general activity (UDA)	3,300
Carry forward general activity (UDA)	0
17/18 Contracted orthodontic activity (UOA)	0
Carry forward orthodontic activity (UOA)	0
Baseline contract value	£72,225.64

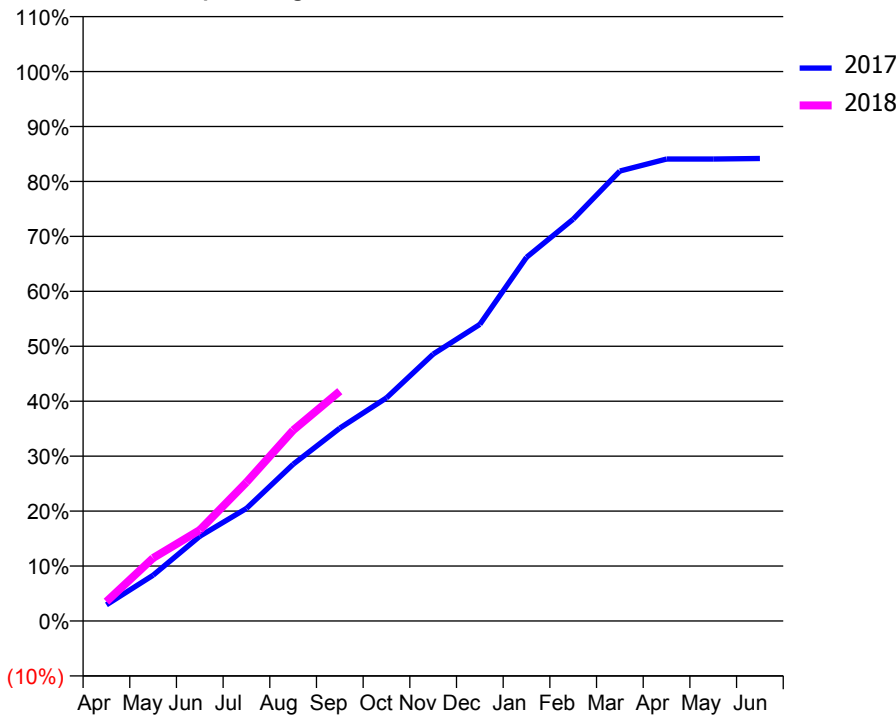
ACCESS*

Patients seen in 24 months	Total	Change since previous quarter
Quarter ending September 2016	1,132	
Quarter ending December 2016	1,111	↓
Quarter ending March 2017	1,113	→
Quarter ending June 2017	1,109	→
Quarter ending September 2017	1,103	→
Variance since September 2016	(2.6%)	↓



ACTIVITY

Cumulative percentage of contracted UDA delivered 2017 & 2018



Month	Adjusted Scheduled Activity (UDA)	
	2017	2018
April	97	116
May	275	378
June	509	547
July	676	833
August	941	1,146
September	1,158	1,380
October	1,340	
November	1,603	
December	1,781	
January	2,185	
February	2,413	
March	2,702	
April	2,775	
May	2,775	
June	2,778	

QUALITY

	Quantity	Base Number	Contract	AT	Region	England
% of FP17s for the same patient ID Re-attending within 3 months - Children	41	629	6.5%	9.6%	11.4%	11.9%
% of FP17s for the same patient ID Re-attending within 3 months - Adults	30	222	13.5%	14.2%	15.7%	15.9%
% of FP17s for the same patient ID Re-attending between 3 & 9 months - Children	456	629	72.5%	61.6%	60.6%	58.1%
% of FP17s for the same patient ID Re-attending between 3 & 9 months - Adults	142	222	64.0%	52.4%	52.0%	50.6%
% of FP17s for Band 1 Urgent Courses	42	806	5.2%	8.1%	9.6%	9.1%
% of FP17s Relating to Free Repair or Replacements	0	806	0.0%	0.8%	0.7%	0.8%
% of FP17s Relating to Continuations	0	806	0.0%	1.2%	1.0%	1.1%
% of Patients satisfied with the dentistry they have received	2	2	N/A	92.1%	91.6%	91.4%
% of Patients satisfied with the time they had to wait for an appointment	2	2	N/A	88.8%	87.9%	87.7%

* This is based on patients treated on this contract for their most recent course of treatment. Figures in italics indicate the base number of FP17s or Patient Questionnaire responses are less than 100. N/A is shown where the base number of responses is less than 10 during the period. % is calculated as Quantity/Base number*100

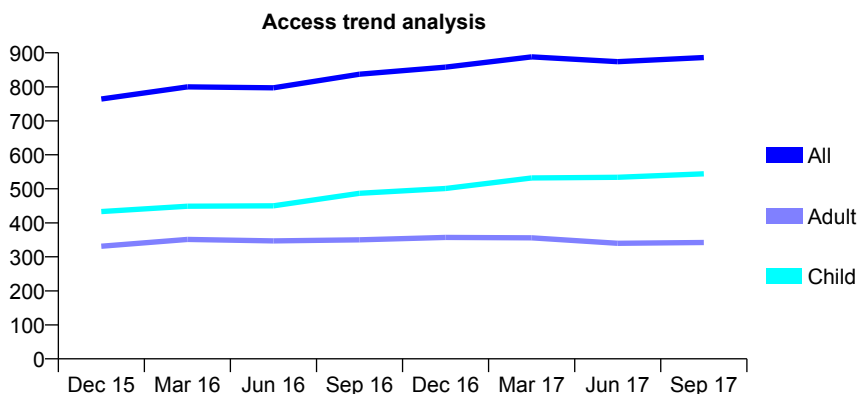
Q65 - Vital Signs At a Glance Contract Report for 715883/0001 - September 2017

Name or company name	MR CP OWEN-ROBERTS
Contract type name	GDS Contract
Purpose of contract	General
Contract start date	01/08/2013
Contract end date	

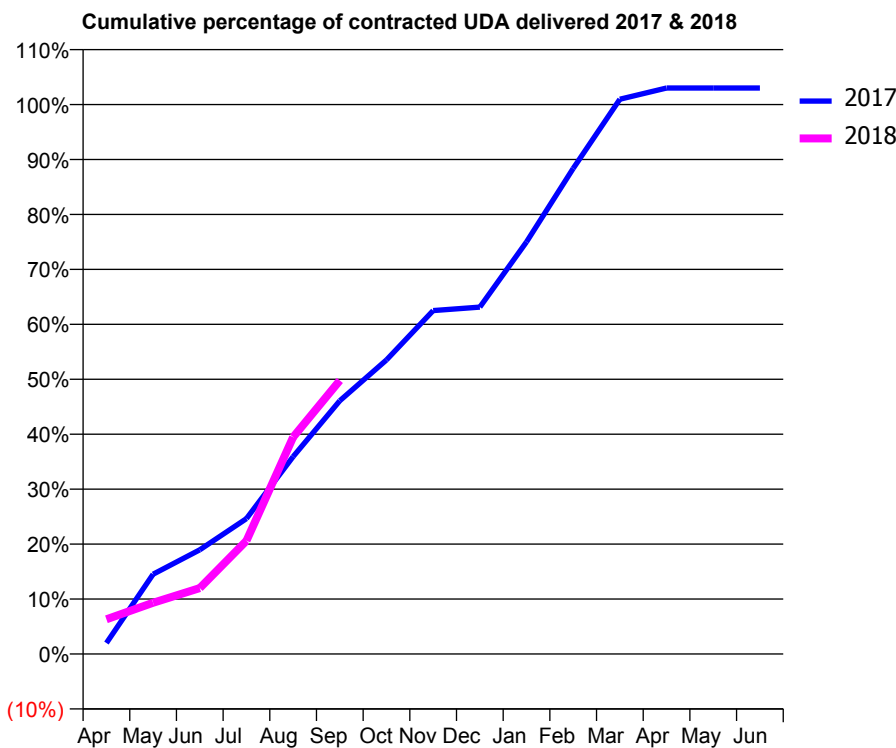
17/18 Contracted general activity (UDA)	2,709
Carry forward general activity (UDA)	-54
17/18 Contracted orthodontic activity (UOA)	0
Carry forward orthodontic activity (UOA)	0
Baseline contract value	£82,362.78

ACCESS*

Patients seen in 24 months	Total	Change since previous quarter
Quarter ending September 2016	837	
Quarter ending December 2016	858	↑
Quarter ending March 2017	888	↑
Quarter ending June 2017	874	↓
Quarter ending September 2017	886	→
Variance since September 2016	5.9%	↑



ACTIVITY



Month	Adjusted Scheduled Activity (UDA)	
	2017	2018
April	54	171
May	394	253
June	514	325
July	668	558
August	973	1,069
September	1,249	1,348
October	1,450	
November	1,693	
December	1,710	
January	2,032	
February	2,394	
March	2,735	
April	2,790	
May	2,790	
June	2,790	

QUALITY

	Quantity	Base Number	Contract	AT	Region	England
% of FP17s for the same patient ID Re-attending within 3 months - Children	29	460	6.3%	9.6%	11.4%	11.9%
% of FP17s for the same patient ID Re-attending within 3 months - Adults	40	237	16.9%	14.2%	15.7%	15.9%
% of FP17s for the same patient ID Re-attending between 3 & 9 months - Children	303	460	65.9%	61.6%	60.6%	58.1%
% of FP17s for the same patient ID Re-attending between 3 & 9 months - Adults	128	237	54.0%	52.4%	52.0%	50.6%
% of FP17s for Band 1 Urgent Courses	30	662	4.5%	8.1%	9.6%	9.1%
% of FP17s Relating to Free Repair or Replacements	0	662	0.0%	0.8%	0.7%	0.8%
% of FP17s Relating to Continuations	0	662	0.0%	1.2%	1.0%	1.1%
% of Patients satisfied with the dentistry they have received	4	4	N/A	92.1%	91.6%	91.4%
% of Patients satisfied with the time they had to wait for an appointment	4	4	N/A	88.8%	87.9%	87.7%

* This is based on patients treated on this contract for their most recent course of treatment. Figures in italics indicate the base number of FP17s or Patient Questionnaire responses are less than 100. N/A is shown where the base number of responses is less than 10 during the period. % is calculated as Quantity/Base number*100

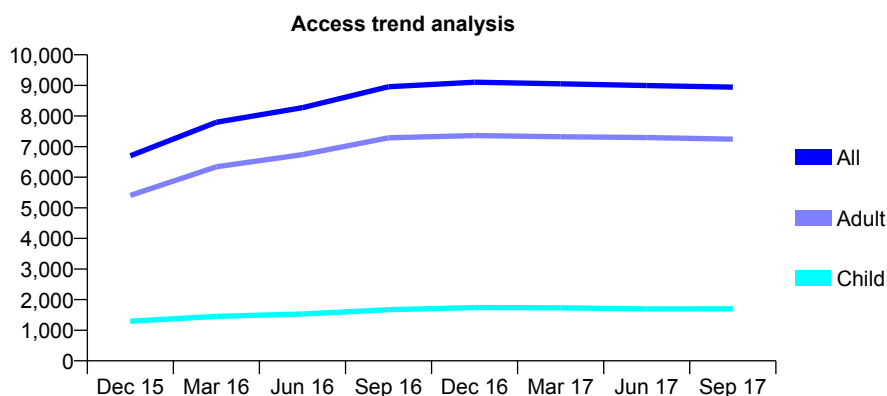
Q65 - Vital Signs At a Glance Contract Report for 760285/0001 - September 2017

Name or company name	MR PS WILTSHIRE
Contract type name	GDS Contract
Purpose of contract	General
Contract start date	01/04/2006
Contract end date	

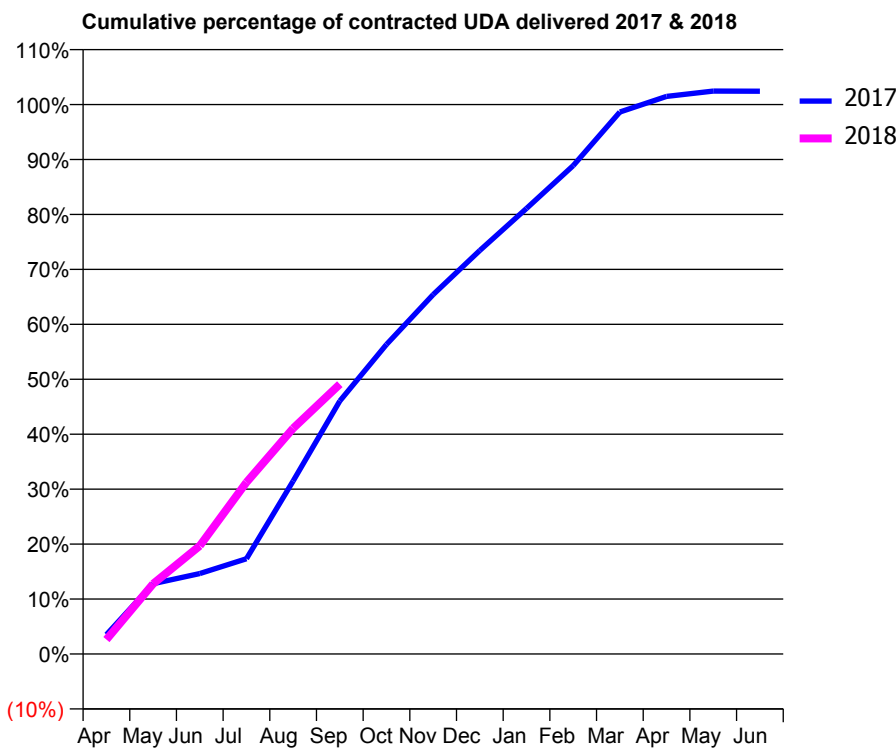
17/18 Contracted general activity (UDA)	24,932
Carry forward general activity (UDA)	-499
17/18 Contracted orthodontic activity (UOA)	0
Carry forward orthodontic activity (UOA)	0
Baseline contract value	£520,407.29

ACCESS*

Patients seen in 24 months	Total	Change since previous quarter
Quarter ending September 2016	8,958	
Quarter ending December 2016	9,105	→
Quarter ending March 2017	9,054	→
Quarter ending June 2017	8,995	→
Quarter ending September 2017	8,944	→
Variance since September 2016	(0.2%)	→



ACTIVITY



Month	Adjusted Scheduled Activity (UDA)	
	2017	2018
April	881	656
May	3,190	3,188
June	3,652	4,912
July	4,321	7,789
August	7,852	10,241
September	11,479	12,241
October	14,044	
November	16,306	
December	18,310	
January	20,216	
February	22,162	
March	24,593	
April	25,298	
May	25,538	
June	25,538	

QUALITY

	Quantity	Base Number	Contract	AT	Region	England
% of FP17s for the same patient ID Re-attending within 3 months - Children	70	1,141	6.1%	9.6%	11.4%	11.9%
% of FP17s for the same patient ID Re-attending within 3 months - Adults	628	5,027	12.5%	14.2%	15.7%	15.9%
% of FP17s for the same patient ID Re-attending between 3 & 9 months - Children	727	1,141	63.7%	61.6%	60.6%	58.1%
% of FP17s for the same patient ID Re-attending between 3 & 9 months - Adults	2,653	5,027	52.8%	52.4%	52.0%	50.6%
% of FP17s for Band 1 Urgent Courses	349	5,640	6.2%	8.1%	9.6%	9.1%
% of FP17s Relating to Free Repair or Replacements	56	5,640	1.0%	0.8%	0.7%	0.8%
% of FP17s Relating to Continuations	47	5,640	0.8%	1.2%	1.0%	1.1%
% of Patients satisfied with the dentistry they have received	22	27	81.5%	92.1%	91.6%	91.4%
% of Patients satisfied with the time they had to wait for an appointment	27	27	100.0%	88.8%	87.9%	87.7%

* This is based on patients treated on this contract for their most recent course of treatment. Figures in italics indicate the base number of FP17s or Patient Questionnaire responses are less than 100. N/A is shown where the base number of responses is less than 10 during the period. % is calculated as Quantity/Base number*100

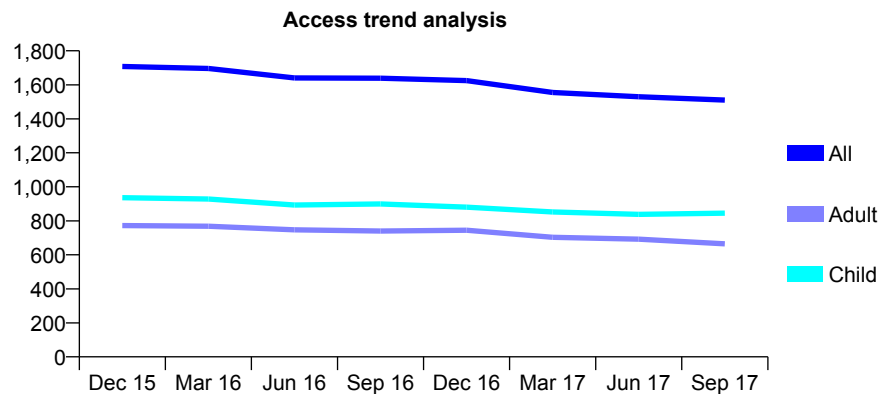
Q65 - Vital Signs At a Glance Contract Report for 762903/0001 - September 2017

Name or company name	MR CR BRANN
Contract type name	GDS Contract
Purpose of contract	General
Contract start date	01/02/2007
Contract end date	

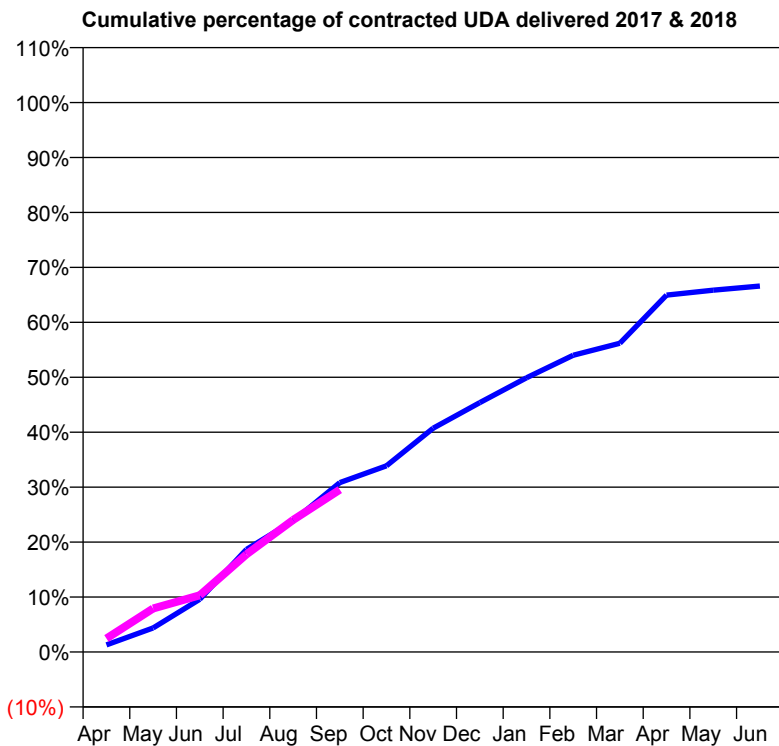
17/18 Contracted general activity (UDA)	5,865
Carry forward general activity (UDA)	0
17/18 Contracted orthodontic activity (UOA)	0
Carry forward orthodontic activity (UOA)	0
Baseline contract value	£131,848.43

ACCESS*

Patients seen in 24 months	Total	Change since previous quarter
Quarter ending September 2016	1,639	
Quarter ending December 2016	1,625	→
Quarter ending March 2017	1,555	↓
Quarter ending June 2017	1,530	↓
Quarter ending September 2017	1,510	↓
Variance since September 2016	(7.9%)	↓



ACTIVITY



Month	Adjusted Scheduled Activity (UDA)	
	2017	2018
April	76	144
May	257	464
June	563	605
July	1,095	1,043
August	1,399	1,410
September	1,808	1,733
October	1,988	
November	2,388	
December	2,662	
January	2,927	
February	3,167	
March	3,295	
April	3,810	
May	3,862	
June	3,906	

QUALITY

	Quantity	Base Number	Contract	AT	Region	England
% of FP17s for the same patient ID Re-attending within 3 months - Children	75	912	8.2%	9.6%	11.4%	11.9%
% of FP17s for the same patient ID Re-attending within 3 months - Adults	67	436	15.4%	14.2%	15.7%	15.9%
% of FP17s for the same patient ID Re-attending between 3 & 9 months - Children	663	912	72.7%	61.6%	60.6%	58.1%
% of FP17s for the same patient ID Re-attending between 3 & 9 months - Adults	256	436	58.7%	52.4%	52.0%	50.6%
% of FP17s for Band 1 Urgent Courses	31	1,024	3.0%	8.1%	9.6%	9.1%
% of FP17s Relating to Free Repair or Replacements	1	1,024	0.1%	0.8%	0.7%	0.8%
% of FP17s Relating to Continuations	26	1,024	2.5%	1.2%	1.0%	1.1%
% of Patients satisfied with the dentistry they have received	3	3	N/A	92.1%	91.6%	91.4%
% of Patients satisfied with the time they had to wait for an appointment	2	3	N/A	88.8%	87.9%	87.7%

* This is based on patients treated on this contract for their most recent course of treatment. Figures in italics indicate the base number of FP17s or Patient Questionnaire responses are less than 100. N/A is shown where the base number of responses is less than 10 during the period. % is calculated as Quantity/Base number*100

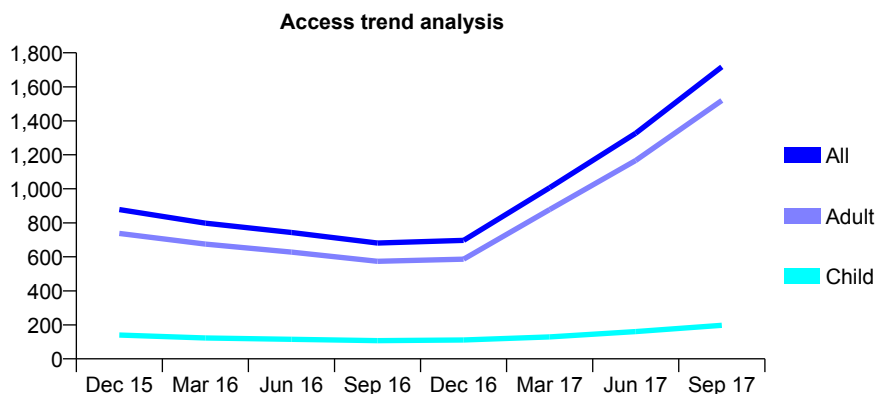
Q65 - Vital Signs At a Glance Contract Report for 765864/0001 - September 2017

Name or company name	Mr T Razavi
Contract type name	GDS Contract
Purpose of contract	General
Contract start date	01/04/2006
Contract end date	

17/18 Contracted general activity (UDA)	5,998
Carry forward general activity (UDA)	-70
17/18 Contracted orthodontic activity (UOA)	0
Carry forward orthodontic activity (UOA)	0
Baseline contract value	£168,578.67

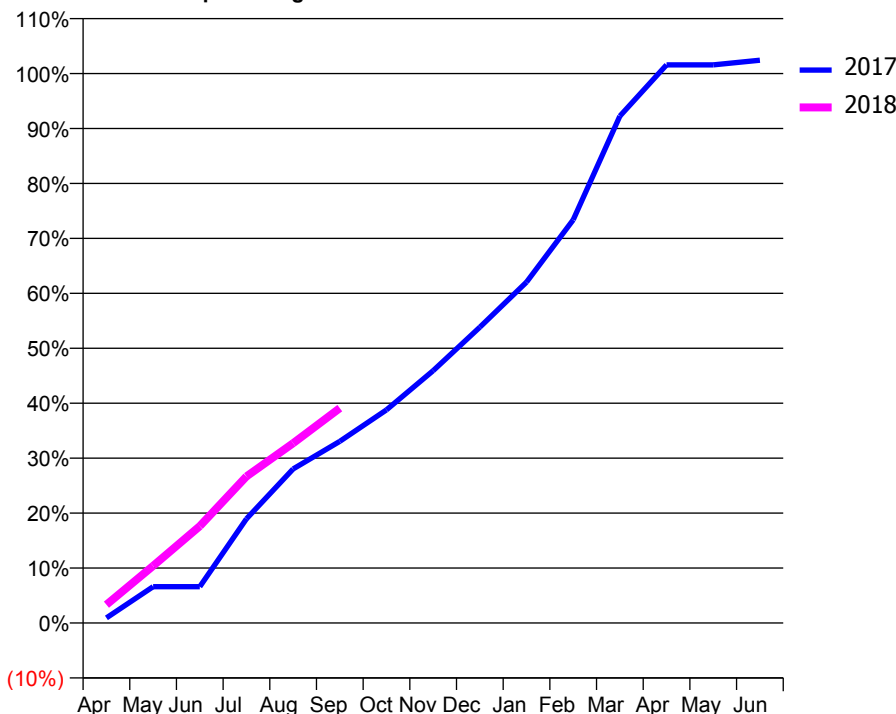
ACCESS*

Patients seen in 24 months	Total	Change since previous quarter
Quarter ending September 2016	681	
Quarter ending December 2016	697	↑
Quarter ending March 2017	1,007	↑
Quarter ending June 2017	1,327	↑
Quarter ending September 2017	1,717	↑
Variance since September 2016	152.1%	↑



ACTIVITY

Cumulative percentage of contracted UDA delivered 2017 & 2018



Month	Adjusted Scheduled Activity (UDA)	
	2017	2018
April	33	200
May	232	624
June	232	1,057
July	664	1,601
August	981	1,963
September	1,157	2,346
October	1,358	
November	1,607	
December	1,884	
January	2,171	
February	2,568	
March	3,229	
April	3,555	
May	3,555	
June	3,584	

QUALITY

	Quantity	Base Number	Contract	AT	Region	England
% of FP17s for the same patient ID Re-attending within 3 months - Children	11	175	6.3%	9.6%	11.4%	11.9%
% of FP17s for the same patient ID Re-attending within 3 months - Adults	156	1,191	13.1%	14.2%	15.7%	15.9%
% of FP17s for the same patient ID Re-attending between 3 & 9 months - Children	67	175	38.3%	61.6%	60.6%	58.1%
% of FP17s for the same patient ID Re-attending between 3 & 9 months - Adults	316	1,191	26.5%	52.4%	52.0%	50.6%
% of FP17s for Band 1 Urgent Courses	207	1,246	16.6%	8.1%	9.6%	9.1%
% of FP17s Relating to Free Repair or Replacements	10	1,246	0.8%	0.8%	0.7%	0.8%
% of FP17s Relating to Continuations	7	1,246	0.6%	1.2%	1.0%	1.1%
% of Patients satisfied with the dentistry they have received	7	7	N/A	92.1%	91.6%	91.4%
% of Patients satisfied with the time they had to wait for an appointment	7	7	N/A	88.8%	87.9%	87.7%

* This is based on patients treated on this contract for their most recent course of treatment. Figures in italics indicate the base number of FP17s or Patient Questionnaire responses are less than 100. N/A is shown where the base number of responses is less than 10 during the period. % is calculated as Quantity/Base number*100

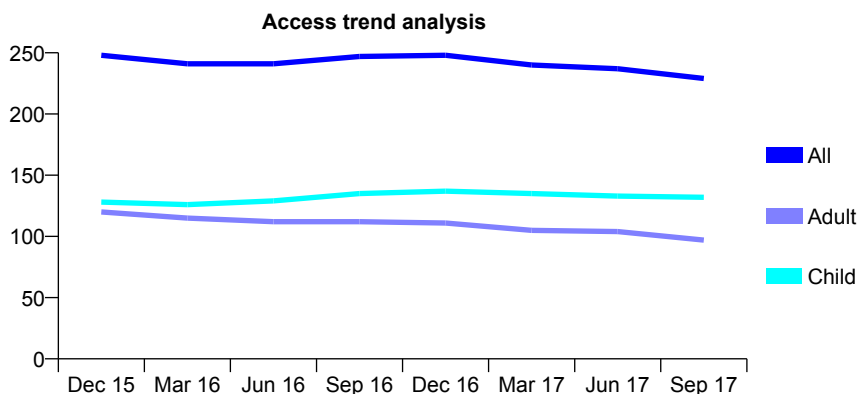
Q65 - Vital Signs At a Glance Contract Report for 770574/0001 - September 2017

Name or company name	MR MJ OVERTON-FOX
Contract type name	GDS Contract
Purpose of contract	General
Contract start date	01/04/2006
Contract end date	

17/18 Contracted general activity (UDA)	770
Carry forward general activity (UDA)	0
17/18 Contracted orthodontic activity (UOA)	0
Carry forward orthodontic activity (UOA)	0
Baseline contract value	£17,648.45

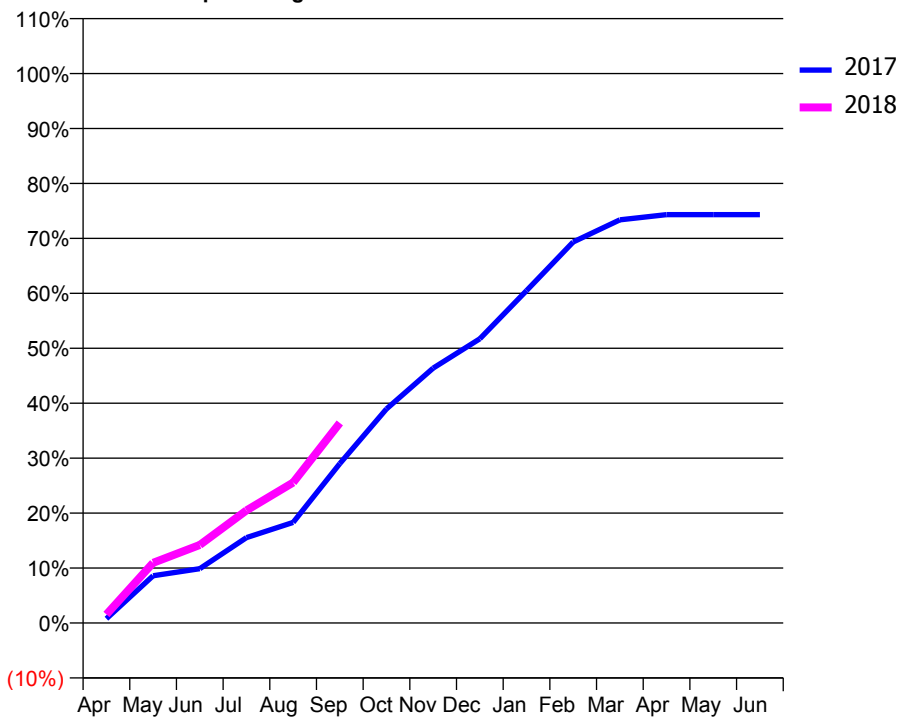
ACCESS*

Patients seen in 24 months	Total	Change since previous quarter
Quarter ending September 2016	247	
Quarter ending December 2016	248	→
Quarter ending March 2017	240	↓
Quarter ending June 2017	237	↓
Quarter ending September 2017	229	↓
Variance since September 2016	(7.3%)	↓



ACTIVITY

Cumulative percentage of contracted UDA delivered 2017 & 2018



Adjusted Scheduled Activity (UDA)

Month	2017	2018
April	6	12
May	66	84
June	76	109
July	120	158
August	141	197
September	223	280
October	300	
November	357	
December	398	
January	466	
February	534	
March	565	
April	572	
May	572	
June	572	

QUALITY

	Quantity	Base Number	Contract	AT	Region	England
% of FP17s for the same patient ID Re-attending within 3 months - Children	4	105	3.8%	9.6%	11.4%	11.9%
% of FP17s for the same patient ID Re-attending within 3 months - Adults	14	62	22.6%	14.2%	15.7%	15.9%
% of FP17s for the same patient ID Re-attending between 3 & 9 months - Children	69	105	65.7%	61.6%	60.6%	58.1%
% of FP17s for the same patient ID Re-attending between 3 & 9 months - Adults	30	62	48.4%	52.4%	52.0%	50.6%
% of FP17s for Band 1 Urgent Courses	7	160	4.4%	8.1%	9.6%	9.1%
% of FP17s Relating to Free Repair or Replacements	0	160	0.0%	0.8%	0.7%	0.8%
% of FP17s Relating to Continuations	0	160	0.0%	1.2%	1.0%	1.1%
% of Patients satisfied with the dentistry they have received	2	2	N/A	92.1%	91.6%	91.4%
% of Patients satisfied with the time they had to wait for an appointment	2	2	N/A	88.8%	87.9%	87.7%

* This is based on patients treated on this contract for their most recent course of treatment. Figures in italics indicate the base number of FP17s or Patient Questionnaire responses are less than 100. N/A is shown where the base number of responses is less than 10 during the period. % is calculated as Quantity/Base number*100

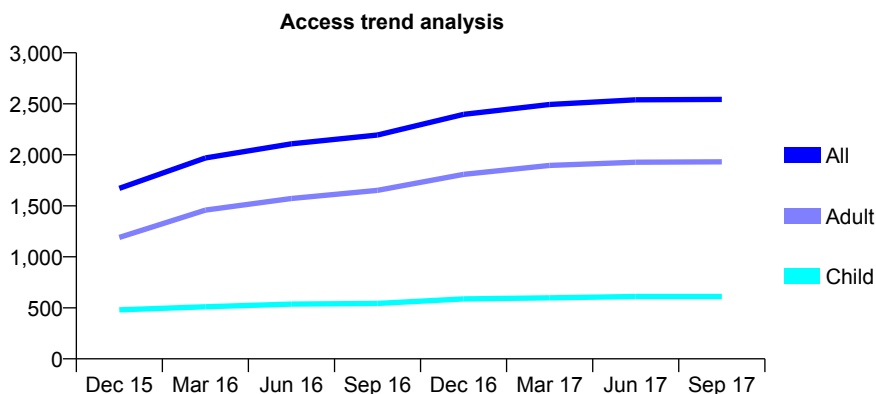
Q65 - Vital Signs At a Glance Contract Report for 787442/0001 - September 2017

Name or company name	MR J SKVARKA
Contract type name	GDS Contract
Purpose of contract	General
Contract start date	01/04/2006
Contract end date	

17/18 Contracted general activity (UDA)	5,997
Carry forward general activity (UDA)	-30
17/18 Contracted orthodontic activity (UOA)	0
Carry forward orthodontic activity (UOA)	0
Baseline contract value	£143,327.09

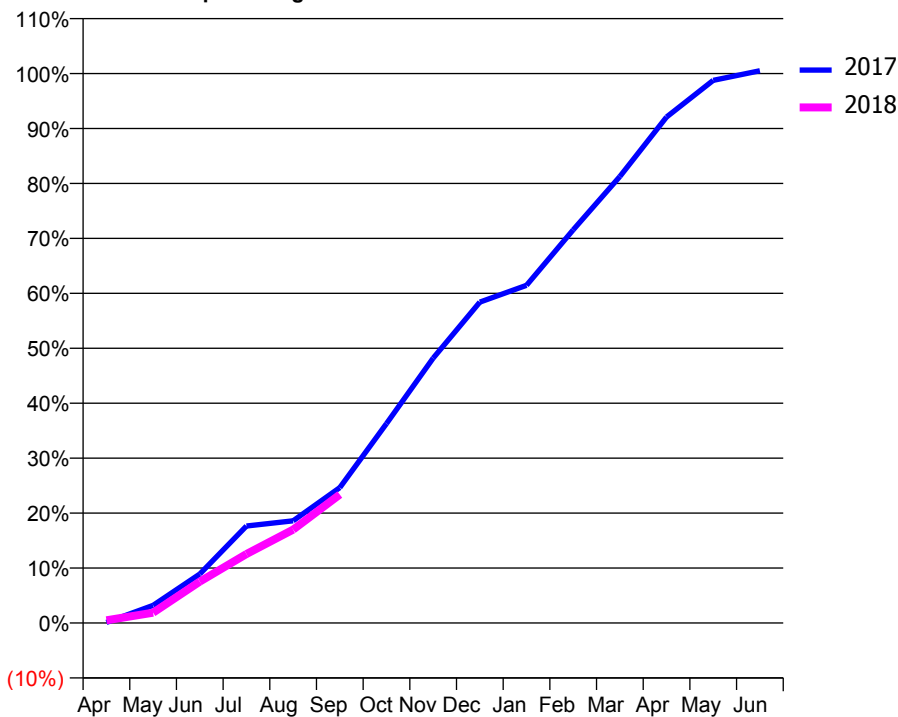
ACCESS*

Patients seen in 24 months	Total	Change since previous quarter
Quarter ending September 2016	2,194	
Quarter ending December 2016	2,397	↑
Quarter ending March 2017	2,494	↑
Quarter ending June 2017	2,539	→
Quarter ending September 2017	2,543	→
Variance since September 2016	15.9%	↑



ACTIVITY

Cumulative percentage of contracted UDA delivered 2017 & 2018



Month	Adjusted Scheduled Activity (UDA)	
	2017	2018
April	6	30
May	192	112
June	535	452
July	1,058	753
August	1,116	1,020
September	1,478	1,402
October	2,176	
November	2,891	
December	3,502	
January	3,686	
February	4,290	
March	4,873	
April	5,523	
May	5,922	
June	6,027	

QUALITY

	Quantity	Base Number	Contract	AT	Region	England
% of FP17s for the same patient ID Re-attending within 3 months - Children	14	288	4.9%	9.6%	11.4%	11.9%
% of FP17s for the same patient ID Re-attending within 3 months - Adults	53	776	6.8%	14.2%	15.7%	15.9%
% of FP17s for the same patient ID Re-attending between 3 & 9 months - Children	123	288	42.7%	61.6%	60.6%	58.1%
% of FP17s for the same patient ID Re-attending between 3 & 9 months - Adults	326	776	42.0%	52.4%	52.0%	50.6%
% of FP17s for Band 1 Urgent Courses	56	591	9.5%	8.1%	9.6%	9.1%
% of FP17s Relating to Free Repair or Replacements	3	591	0.5%	0.8%	0.7%	0.8%
% of FP17s Relating to Continuations	1	591	0.2%	1.2%	1.0%	1.1%
% of Patients satisfied with the dentistry they have received	4	4	N/A	92.1%	91.6%	91.4%
% of Patients satisfied with the time they had to wait for an appointment	3	4	N/A	88.8%	87.9%	87.7%

* This is based on patients treated on this contract for their most recent course of treatment. Figures in italics indicate the base number of FP17s or Patient Questionnaire responses are less than 100. N/A is shown where the base number of responses is less than 10 during the period. % is calculated as Quantity/Base number*100

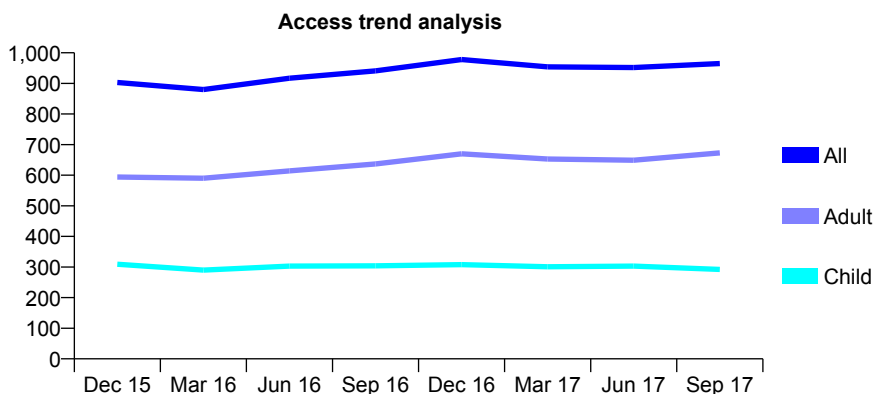
Q65 - Vital Signs At a Glance Contract Report for 804703/0001 - September 2017

Name or company name	MR LM COSTELLO
Contract type name	GDS Contract
Purpose of contract	General
Contract start date	01/04/2006
Contract end date	

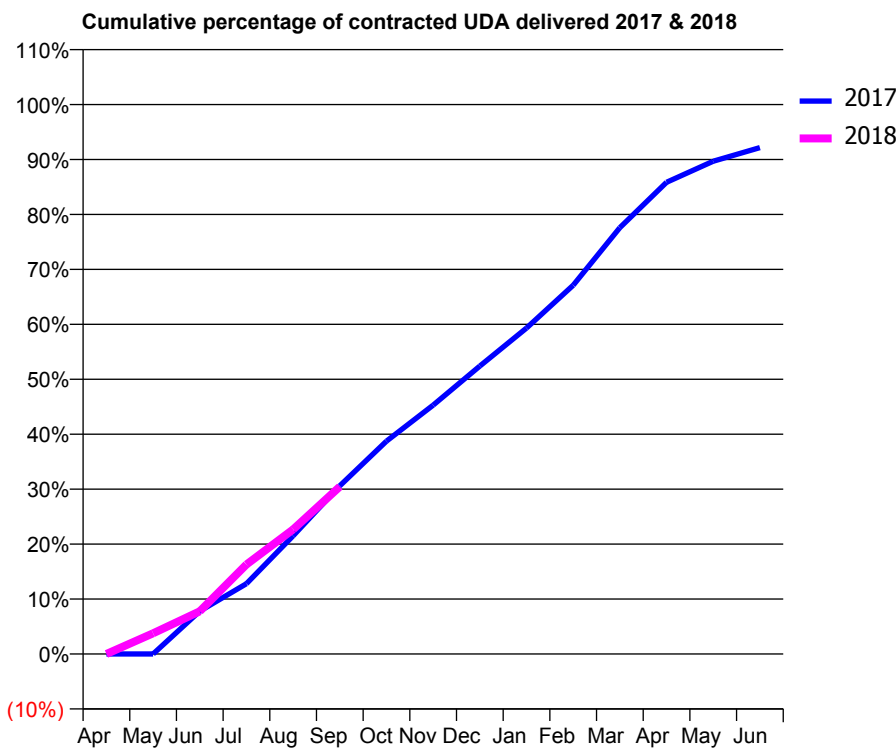
17/18 Contracted general activity (UDA)	2,817
Carry forward general activity (UDA)	0
17/18 Contracted orthodontic activity (UOA)	0
Carry forward orthodontic activity (UOA)	0
Baseline contract value	£70,590.41

ACCESS*

Patients seen in 24 months	Total	Change since previous quarter
Quarter ending September 2016	941	
Quarter ending December 2016	978	↑
Quarter ending March 2017	954	↓
Quarter ending June 2017	952	→
Quarter ending September 2017	965	→
Variance since September 2016	2.6%	↑



ACTIVITY



Month	Adjusted Scheduled Activity (UDA)	
	2017	2018
April	0	0
May	0	106
June	220	219
July	360	459
August	606	639
September	862	859
October	1,091	
November	1,276	
December	1,476	
January	1,671	
February	1,890	
March	2,186	
April	2,418	
May	2,526	
June	2,596	

QUALITY

	Quantity	Base Number	Contract	AT	Region	England
% of FP17s for the same patient ID Re-attending within 3 months - Children	5	181	2.8%	9.6%	11.4%	11.9%
% of FP17s for the same patient ID Re-attending within 3 months - Adults	29	403	7.2%	14.2%	15.7%	15.9%
% of FP17s for the same patient ID Re-attending between 3 & 9 months - Children	128	181	70.7%	61.6%	60.6%	58.1%
% of FP17s for the same patient ID Re-attending between 3 & 9 months - Adults	227	403	56.3%	52.4%	52.0%	50.6%
% of FP17s for Band 1 Urgent Courses	23	449	5.1%	8.1%	9.6%	9.1%
% of FP17s Relating to Free Repair or Replacements	1	449	0.2%	0.8%	0.7%	0.8%
% of FP17s Relating to Continuations	0	449	0.0%	1.2%	1.0%	1.1%
% of Patients satisfied with the dentistry they have received	0	0	N/A	92.1%	91.6%	91.4%
% of Patients satisfied with the time they had to wait for an appointment	0	0	N/A	88.8%	87.9%	87.7%

* This is based on patients treated on this contract for their most recent course of treatment. Figures in italics indicate the base number of FP17s or Patient Questionnaire responses are less than 100. N/A is shown where the base number of responses is less than 10 during the period. % is calculated as Quantity/Base number*100

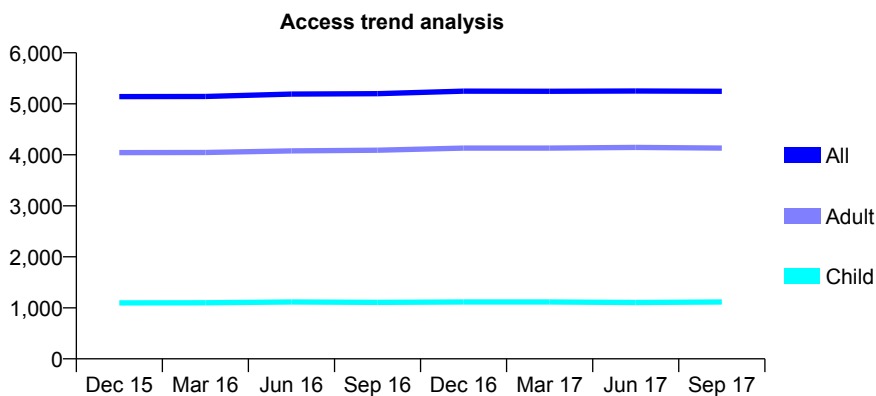
Q65 - Vital Signs At a Glance Contract Report for 807982/0001 - September 2017

Name or company name	MR MA WILCOX
Contract type name	GDS Contract
Purpose of contract	General
Contract start date	01/04/2006
Contract end date	

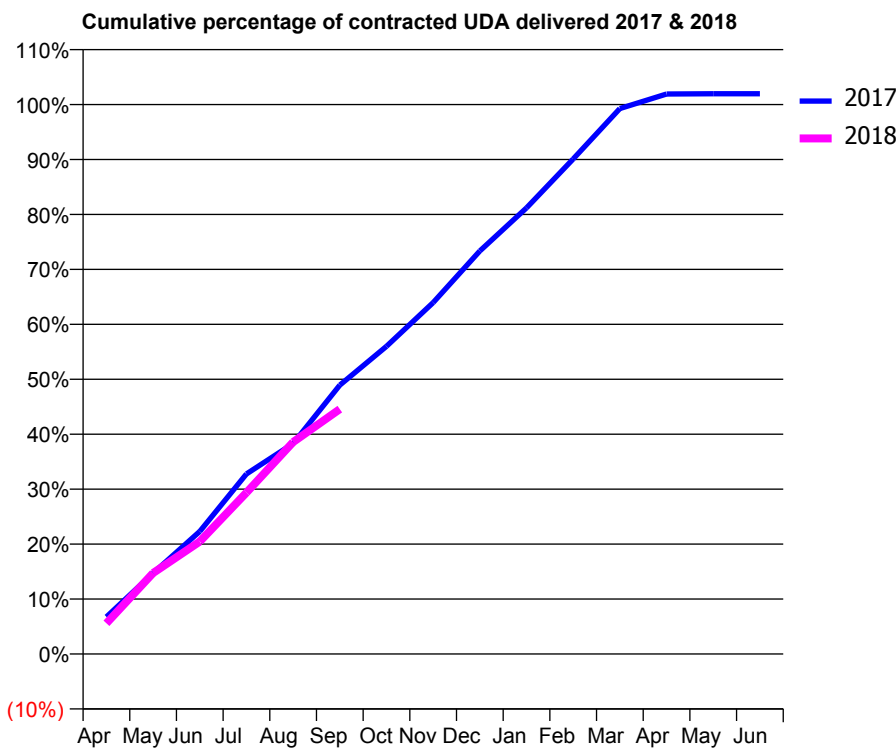
17/18 Contracted general activity (UDA)	15,918
Carry forward general activity (UDA)	-312
17/18 Contracted orthodontic activity (UOA)	0
Carry forward orthodontic activity (UOA)	0
Baseline contract value	£365,499.56

ACCESS*

Patients seen in 24 months	Total	Change since previous quarter
Quarter ending September 2016	5,198	
Quarter ending December 2016	5,249	→
Quarter ending March 2017	5,247	→
Quarter ending June 2017	5,250	→
Quarter ending September 2017	5,246	→
Variance since September 2016	0.9%	→



ACTIVITY



Month	Adjusted Scheduled Activity (UDA)	
	2017	2018
April	1,077	892
May	2,344	2,348
June	3,552	3,259
July	5,217	4,676
August	6,097	6,139
September	7,789	7,095
October	8,913	
November	10,179	
December	11,677	
January	12,923	
February	14,342	
March	15,800	
April	16,223	
May	16,230	
June	16,230	

QUALITY

	Quantity	Base Number	Contract	AT	Region	England
% of FP17s for the same patient ID Re-attending within 3 months - Children	47	680	6.9%	9.6%	11.4%	11.9%
% of FP17s for the same patient ID Re-attending within 3 months - Adults	301	2,548	11.8%	14.2%	15.7%	15.9%
% of FP17s for the same patient ID Re-attending between 3 & 9 months - Children	319	680	46.9%	61.6%	60.6%	58.1%
% of FP17s for the same patient ID Re-attending between 3 & 9 months - Adults	1,239	2,548	48.6%	52.4%	52.0%	50.6%
% of FP17s for Band 1 Urgent Courses	62	3,051	2.0%	8.1%	9.6%	9.1%
% of FP17s Relating to Free Repair or Replacements	63	3,051	2.1%	0.8%	0.7%	0.8%
% of FP17s Relating to Continuations	43	3,051	1.4%	1.2%	1.0%	1.1%
% of Patients satisfied with the dentistry they have received	10	12	83.3%	92.1%	91.6%	91.4%
% of Patients satisfied with the time they had to wait for an appointment	11	12	91.7%	88.8%	87.9%	87.7%

* This is based on patients treated on this contract for their most recent course of treatment. Figures in italics indicate the base number of FP17s or Patient Questionnaire responses are less than 100. N/A is shown where the base number of responses is less than 10 during the period. % is calculated as Quantity/Base number*100

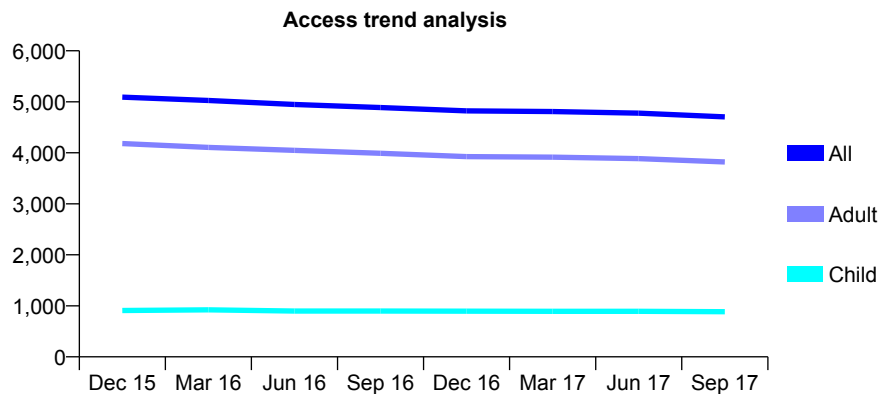
Q65 - Vital Signs At a Glance Contract Report for 813893/0001 - September 2017

Name or company name	MR P MARFFY
Contract type name	GDS Contract
Purpose of contract	General
Contract start date	01/04/2006
Contract end date	

17/18 Contracted general activity (UDA)	13,482
Carry forward general activity (UDA)	0
17/18 Contracted orthodontic activity (UOA)	0
Carry forward orthodontic activity (UOA)	0
Baseline contract value	£306,365.78

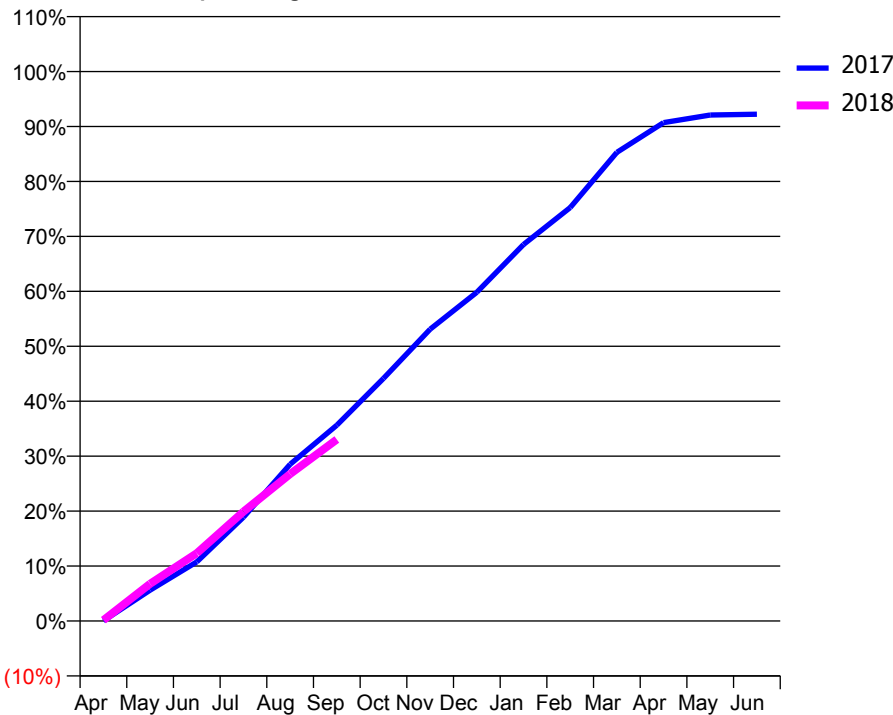
ACCESS*

Patients seen in 24 months	Total	Change since previous quarter
Quarter ending September 2016	4,888	
Quarter ending December 2016	4,822	↓
Quarter ending March 2017	4,808	→
Quarter ending June 2017	4,779	→
Quarter ending September 2017	4,705	↓
Variance since September 2016	(3.7%)	↓



ACTIVITY

Cumulative percentage of contracted UDA delivered 2017 & 2018



Month	Adjusted Scheduled Activity (UDA)	
	2017	2018
April	4	21
May	757	914
June	1,452	1,662
July	2,546	2,685
August	3,845	3,607
September	4,805	4,454
October	5,954	
November	7,161	
December	8,067	
January	9,236	
February	10,145	
March	11,498	
April	12,229	
May	12,415	
June	12,433	

QUALITY

	Quantity	Base Number	Contract	AT	Region	England
% of FP17s for the same patient ID Re-attending within 3 months - Children	47	483	9.7%	9.6%	11.4%	11.9%
% of FP17s for the same patient ID Re-attending within 3 months - Adults	392	2,049	19.1%	14.2%	15.7%	15.9%
% of FP17s for the same patient ID Re-attending between 3 & 9 months - Children	149	483	30.8%	61.6%	60.6%	58.1%
% of FP17s for the same patient ID Re-attending between 3 & 9 months - Adults	600	2,049	29.3%	52.4%	52.0%	50.6%
% of FP17s for Band 1 Urgent Courses	186	2,145	8.7%	8.1%	9.6%	9.1%
% of FP17s Relating to Free Repair or Replacements	22	2,145	1.0%	0.8%	0.7%	0.8%
% of FP17s Relating to Continuations	51	2,145	2.4%	1.2%	1.0%	1.1%
% of Patients satisfied with the dentistry they have received	16	17	94.1%	92.1%	91.6%	91.4%
% of Patients satisfied with the time they had to wait for an appointment	16	17	94.1%	88.8%	87.9%	87.7%

* This is based on patients treated on this contract for their most recent course of treatment. Figures in italics indicate the base number of FP17s or Patient Questionnaire responses are less than 100. N/A is shown where the base number of responses is less than 10 during the period. % is calculated as Quantity/Base number*100

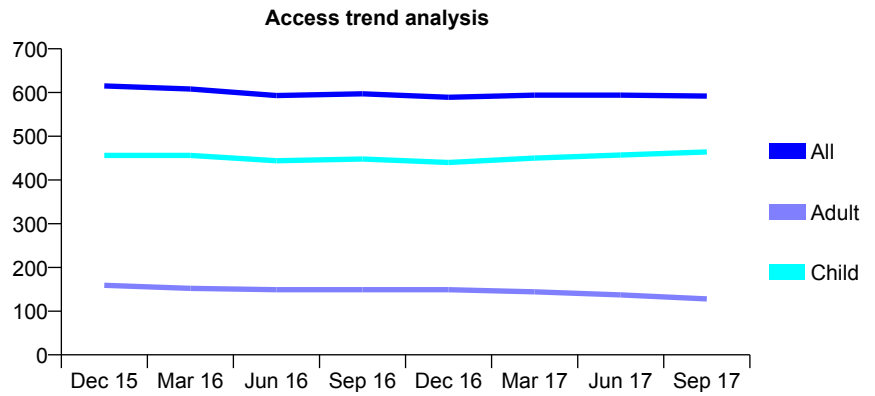
Q65 - Vital Signs At a Glance Contract Report for 825441/0001 - September 2017

Name or company name	MISS AL WHITBY
Contract type name	GDS Contract
Purpose of contract	General
Contract start date	01/04/2006
Contract end date	

17/18 Contracted general activity (UDA)	1,300
Carry forward general activity (UDA)	0
17/18 Contracted orthodontic activity (UOA)	0
Carry forward orthodontic activity (UOA)	0
Baseline contract value	£30,181.95

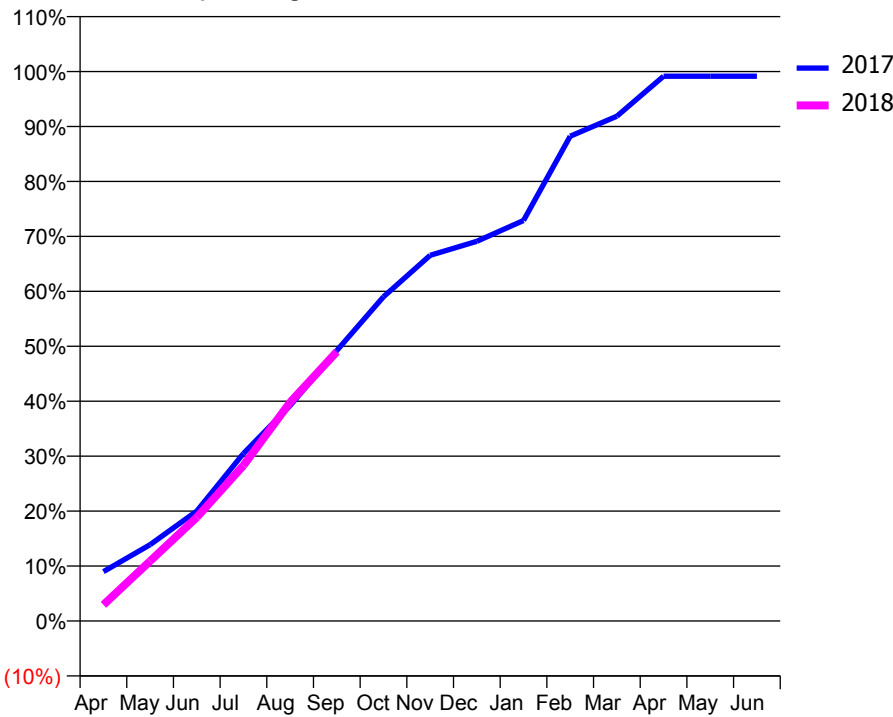
ACCESS*

Patients seen in 24 months	Total	Change since previous quarter
Quarter ending September 2016	597	
Quarter ending December 2016	589	↓
Quarter ending March 2017	594	→
Quarter ending June 2017	594	→
Quarter ending September 2017	592	→
Variance since September 2016	(0.8%)	→



ACTIVITY

Cumulative percentage of contracted UDA delivered 2017 & 2018



Month	Adjusted Scheduled Activity (UDA)	
	2017	2018
April	117	38
May	181	142
June	260	245
July	396	368
August	510	517
September	640	637
October	767	
November	865	
December	898	
January	947	
February	1,147	
March	1,194	
April	1,289	
May	1,289	
June	1,289	

QUALITY

	Quantity	Base Number	Contract	AT	Region	England
% of FP17s for the same patient ID Re-attending within 3 months - Children	28	413	6.8%	9.6%	11.4%	11.9%
% of FP17s for the same patient ID Re-attending within 3 months - Adults	15	79	19.0%	14.2%	15.7%	15.9%
% of FP17s for the same patient ID Re-attending between 3 & 9 months - Children	248	413	60.0%	61.6%	60.6%	58.1%
% of FP17s for the same patient ID Re-attending between 3 & 9 months - Adults	47	79	59.5%	52.4%	52.0%	50.6%
% of FP17s for Band 1 Urgent Courses	15	422	3.6%	8.1%	9.6%	9.1%
% of FP17s Relating to Free Repair or Replacements	0	422	0.0%	0.8%	0.7%	0.8%
% of FP17s Relating to Continuations	0	422	0.0%	1.2%	1.0%	1.1%
% of Patients satisfied with the dentistry they have received	2	2	N/A	92.1%	91.6%	91.4%
% of Patients satisfied with the time they had to wait for an appointment	2	2	N/A	88.8%	87.9%	87.7%

* This is based on patients treated on this contract for their most recent course of treatment. Figures in italics indicate the base number of FP17s or Patient Questionnaire responses are less than 100. N/A is shown where the base number of responses is less than 10 during the period. % is calculated as Quantity/Base number*100

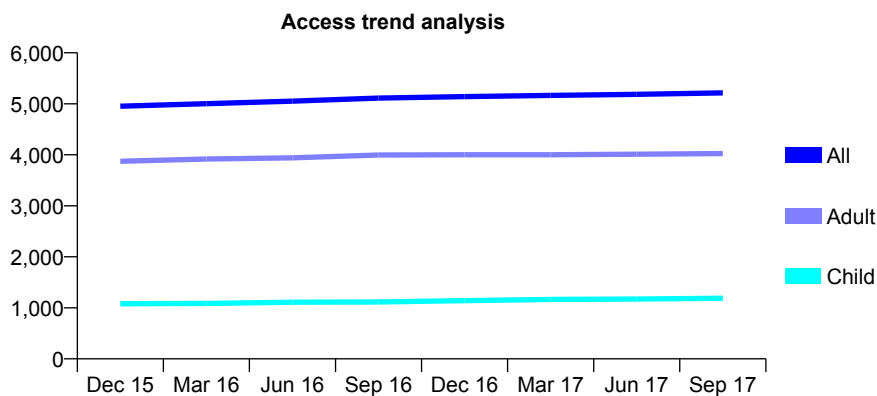
Q65 - Vital Signs At a Glance Contract Report for 836133/0001 - September 2017

Name or company name	MRS LA BARNES
Contract type name	GDS Contract
Purpose of contract	General and Orthodontic
Contract start date	01/06/2013
Contract end date	

17/18 Contracted general activity (UDA)	13,500
Carry forward general activity (UDA)	-16
17/18 Contracted orthodontic activity (UOA)	500
Carry forward orthodontic activity (UOA)	0
Baseline contract value	£337,799.16

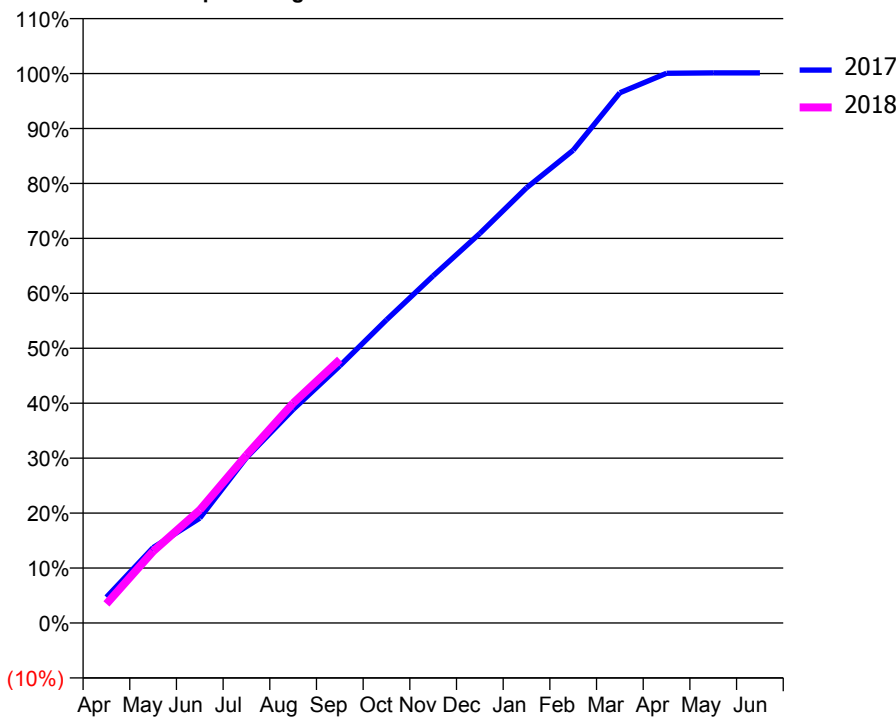
ACCESS*

Patients seen in 24 months	Total	Change since previous quarter
Quarter ending September 2016	5,113	
Quarter ending December 2016	5,142	→
Quarter ending March 2017	5,165	→
Quarter ending June 2017	5,186	→
Quarter ending September 2017	5,214	→
Variance since September 2016	2.0%	→



ACTIVITY

Cumulative percentage of contracted UDA delivered 2017 & 2018



Month	Adjusted Scheduled Activity (UDA)	
	2017	2018
April	632	469
May	1,854	1,759
June	2,576	2,776
July	4,065	4,126
August	5,247	5,401
September	6,319	6,472
October	7,448	
November	8,528	
December	9,572	
January	10,691	
February	11,617	
March	13,028	
April	13,504	
May	13,514	
June	13,516	

QUALITY

	Quantity	Base Number	Contract	AT	Region	England
% of FP17s for the same patient ID Re-attending within 3 months - Children	99	1,089	9.1%	9.6%	11.4%	11.9%
% of FP17s for the same patient ID Re-attending within 3 months - Adults	420	3,057	13.7%	14.2%	15.7%	15.9%
% of FP17s for the same patient ID Re-attending between 3 & 9 months - Children	775	1,089	71.2%	61.6%	60.6%	58.1%
% of FP17s for the same patient ID Re-attending between 3 & 9 months - Adults	1,771	3,057	57.9%	52.4%	52.0%	50.6%
% of FP17s for Band 1 Urgent Courses	231	3,826	6.0%	8.1%	9.6%	9.1%
% of FP17s Relating to Free Repair or Replacements	35	3,826	0.9%	0.8%	0.7%	0.8%
% of FP17s Relating to Continuations	23	3,826	0.6%	1.2%	1.0%	1.1%
% of Patients satisfied with the dentistry they have received	21	21	100.0%	92.1%	91.6%	91.4%
% of Patients satisfied with the time they had to wait for an appointment	21	21	100.0%	88.8%	87.9%	87.7%

* This is based on patients treated on this contract for their most recent course of treatment. Figures in italics indicate the base number of FP17s or Patient Questionnaire responses are less than 100. N/A is shown where the base number of responses is less than 10 during the period. % is calculated as Quantity/Base number*100

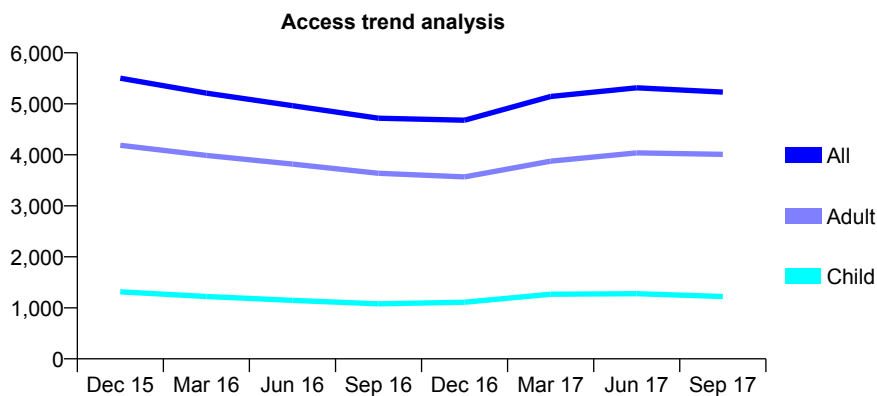
Q65 - Vital Signs At a Glance Contract Report for 840289/0002 - September 2017

Name or company name	MR AM HOUSE
Contract type name	GDS Contract
Purpose of contract	General
Contract start date	01/04/2007
Contract end date	

17/18 Contracted general activity (UDA)	12,686
Carry forward general activity (UDA)	0
17/18 Contracted orthodontic activity (UOA)	0
Carry forward orthodontic activity (UOA)	0
Baseline contract value	£266,796.51

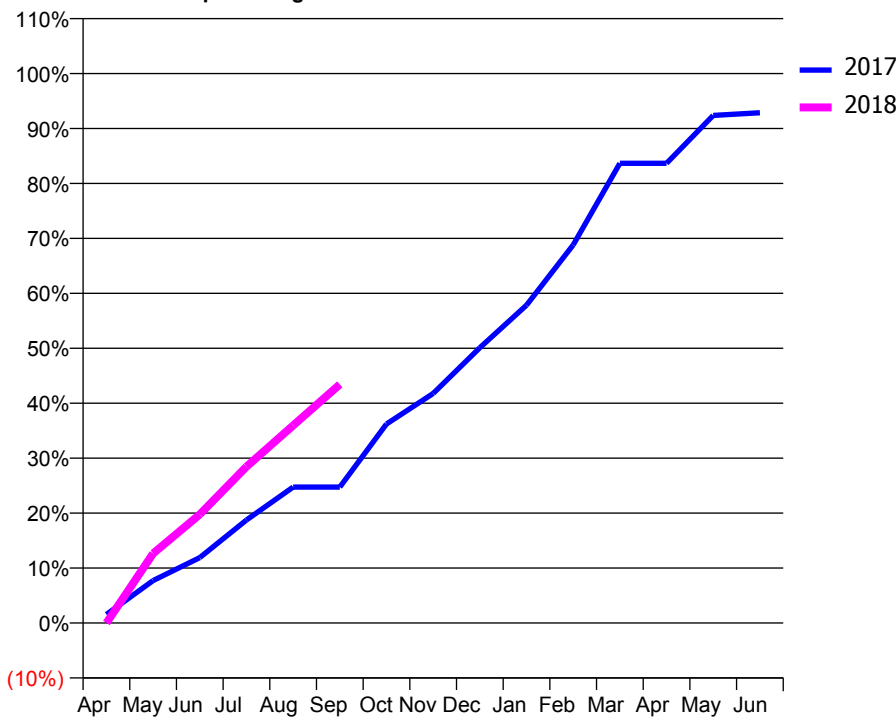
ACCESS*

Patients seen in 24 months	Total	Change since previous quarter
Quarter ending September 2016	4,717	
Quarter ending December 2016	4,679	→
Quarter ending March 2017	5,144	↑
Quarter ending June 2017	5,315	↑
Quarter ending September 2017	5,229	↓
Variance since September 2016	10.9%	↑



ACTIVITY

Cumulative percentage of contracted UDA delivered 2017 & 2018



Month	Adjusted Scheduled Activity (UDA)	
	2017	2018
April	198	0
May	982	1,605
June	1,509	2,507
July	2,379	3,610
August	3,138	4,560
September	3,138	5,510
October	4,596	
November	5,299	
December	6,357	
January	7,338	
February	8,730	
March	10,612	
April	10,612	
May	11,719	
June	11,780	

QUALITY

	Quantity	Base Number	Contract	AT	Region	England
% of FP17s for the same patient ID Re-attending within 3 months - Children	64	1,068	6.0%	9.6%	11.4%	11.9%
% of FP17s for the same patient ID Re-attending within 3 months - Adults	418	3,069	13.6%	14.2%	15.7%	15.9%
% of FP17s for the same patient ID Re-attending between 3 & 9 months - Children	560	1,068	52.4%	61.6%	60.6%	58.1%
% of FP17s for the same patient ID Re-attending between 3 & 9 months - Adults	1,273	3,069	41.5%	52.4%	52.0%	50.6%
% of FP17s for Band 1 Urgent Courses	221	2,885	7.7%	8.1%	9.6%	9.1%
% of FP17s Relating to Free Repair or Replacements	24	2,885	0.8%	0.8%	0.7%	0.8%
% of FP17s Relating to Continuations	24	2,885	0.8%	1.2%	1.0%	1.1%
% of Patients satisfied with the dentistry they have received	14	15	93.3%	92.1%	91.6%	91.4%
% of Patients satisfied with the time they had to wait for an appointment	13	15	86.7%	88.8%	87.9%	87.7%

* This is based on patients treated on this contract for their most recent course of treatment. Figures in italics indicate the base number of FP17s or Patient Questionnaire responses are less than 100. N/A is shown where the base number of responses is less than 10 during the period. % is calculated as Quantity/Base number*100

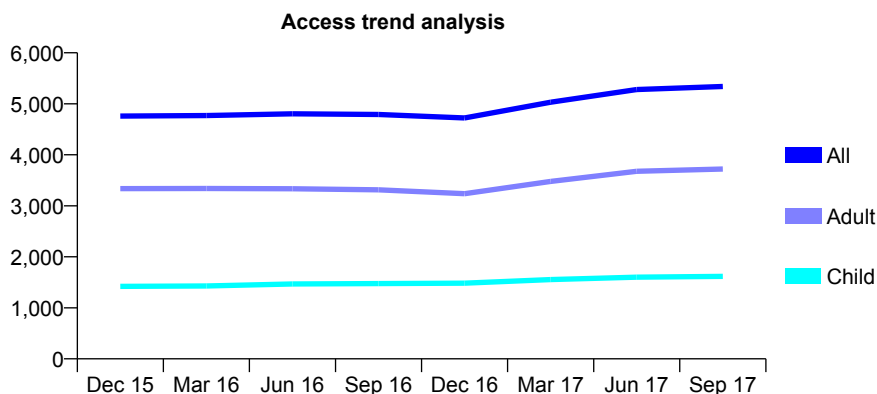
Q65 - Vital Signs At a Glance Contract Report for 843342/0001 - September 2017

Name or company name	MISS IR BORMANN
Contract type name	GDS Contract
Purpose of contract	General
Contract start date	01/04/2006
Contract end date	

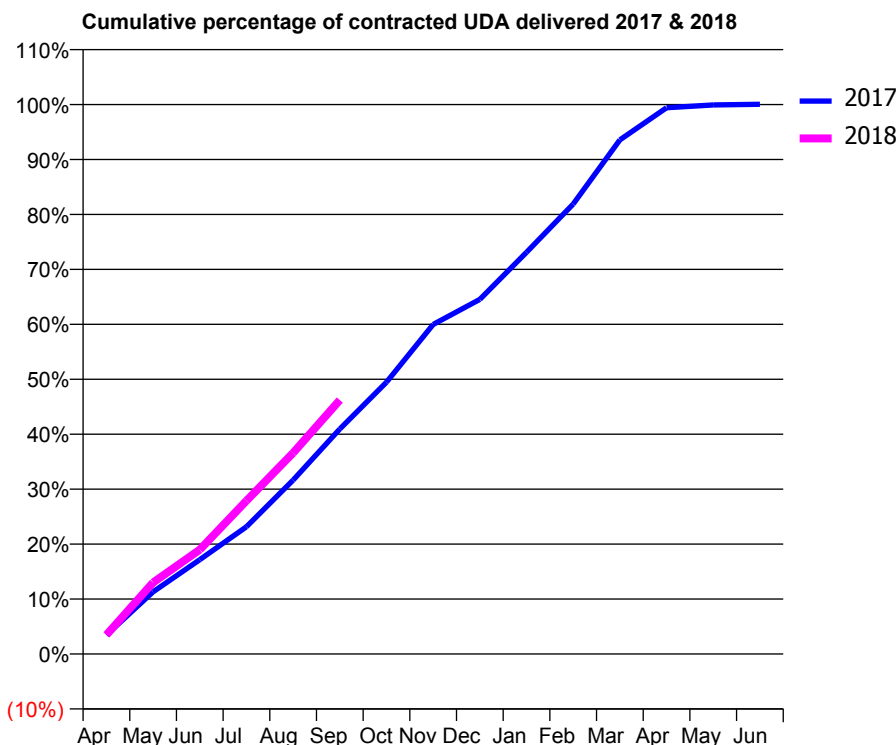
17/18 Contracted general activity (UDA)	10,022
Carry forward general activity (UDA)	-5
17/18 Contracted orthodontic activity (UOA)	0
Carry forward orthodontic activity (UOA)	0
Baseline contract value	£269,398.87

ACCESS*

Patients seen in 24 months	Total	Change since previous quarter
Quarter ending September 2016	4,790	
Quarter ending December 2016	4,722	↓
Quarter ending March 2017	5,031	↑
Quarter ending June 2017	5,279	↑
Quarter ending September 2017	5,340	→
Variance since September 2016	11.5%	↑



ACTIVITY



Month	Adjusted Scheduled Activity (UDA)	
	2017	2018
April	346	350
May	1,135	1,304
June	1,722	1,903
July	2,321	2,795
August	3,173	3,670
September	4,105	4,631
October	4,958	
November	6,011	
December	6,468	
January	7,326	
February	8,207	
March	9,376	
April	9,962	
May	10,013	
June	10,027	

QUALITY

	Quantity	Base Number	Contract	AT	Region	England
% of FP17s for the same patient ID Re-attending within 3 months - Children	60	1,145	5.2%	9.6%	11.4%	11.9%
% of FP17s for the same patient ID Re-attending within 3 months - Adults	238	2,227	10.7%	14.2%	15.7%	15.9%
% of FP17s for the same patient ID Re-attending between 3 & 9 months - Children	674	1,145	58.9%	61.6%	60.6%	58.1%
% of FP17s for the same patient ID Re-attending between 3 & 9 months - Adults	891	2,227	40.0%	52.4%	52.0%	50.6%
% of FP17s for Band 1 Urgent Courses	102	2,629	3.9%	8.1%	9.6%	9.1%
% of FP17s Relating to Free Repair or Replacements	13	2,629	0.5%	0.8%	0.7%	0.8%
% of FP17s Relating to Continuations	6	2,629	0.2%	1.2%	1.0%	1.1%
% of Patients satisfied with the dentistry they have received	6	6	N/A	92.1%	91.6%	91.4%
% of Patients satisfied with the time they had to wait for an appointment	6	6	N/A	88.8%	87.9%	87.7%

* This is based on patients treated on this contract for their most recent course of treatment. Figures in italics indicate the base number of FP17s or Patient Questionnaire responses are less than 100. N/A is shown where the base number of responses is less than 10 during the period. % is calculated as Quantity/Base number*100

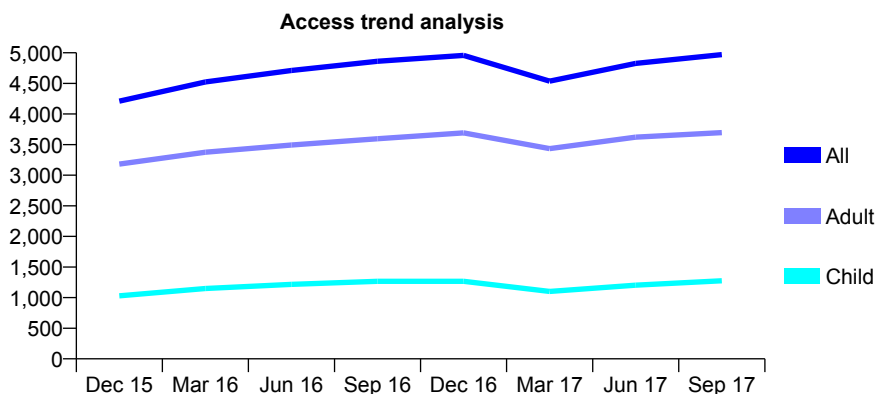
Q65 - Vital Signs At a Glance Contract Report for 858471/0001 - September 2017

Name or company name	MR TS WESTCOTT
Contract type name	GDS Contract
Purpose of contract	General
Contract start date	01/04/2007
Contract end date	

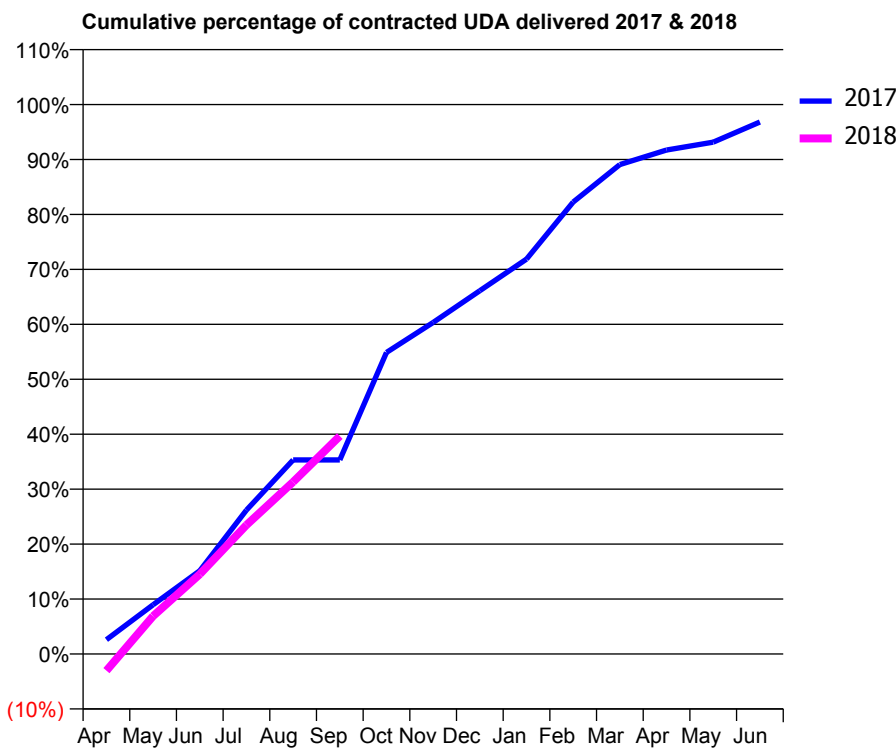
17/18 Contracted general activity (UDA)	11,204
Carry forward general activity (UDA)	342
17/18 Contracted orthodontic activity (UOA)	0
Carry forward orthodontic activity (UOA)	0
Baseline contract value	£255,548.65

ACCESS*

Patients seen in 24 months	Total	Change since previous quarter
Quarter ending September 2016	4,861	
Quarter ending December 2016	4,958	→
Quarter ending March 2017	4,536	↓
Quarter ending June 2017	4,826	↑
Quarter ending September 2017	4,971	↑
Variance since September 2016	2.3%	↑



ACTIVITY



Adjusted Scheduled Activity (UDA)		
Month	2017	2018
April	279	-342
May	961	774
June	1,621	1,628
July	2,804	2,632
August	3,781	3,508
September	3,781	4,443
October	5,875	
November	6,459	
December	7,078	
January	7,691	
February	8,805	
March	9,534	
April	9,817	
May	9,970	
June	10,362	

QUALITY

	Quantity	Base Number	Contract	AT	Region	England
% of FP17s for the same patient ID Re-attending within 3 months - Children	56	1,070	5.2%	9.6%	11.4%	11.9%
% of FP17s for the same patient ID Re-attending within 3 months - Adults	238	2,606	9.1%	14.2%	15.7%	15.9%
% of FP17s for the same patient ID Re-attending between 3 & 9 months - Children	450	1,070	42.1%	61.6%	60.6%	58.1%
% of FP17s for the same patient ID Re-attending between 3 & 9 months - Adults	971	2,606	37.3%	52.4%	52.0%	50.6%
% of FP17s for Band 1 Urgent Courses	204	2,701	7.6%	8.1%	9.6%	9.1%
% of FP17s Relating to Free Repair or Replacements	11	2,701	0.4%	0.8%	0.7%	0.8%
% of FP17s Relating to Continuations	17	2,701	0.6%	1.2%	1.0%	1.1%
% of Patients satisfied with the dentistry they have received	16	17	94.1%	92.1%	91.6%	91.4%
% of Patients satisfied with the time they had to wait for an appointment	17	17	100.0%	88.8%	87.9%	87.7%

* This is based on patients treated on this contract for their most recent course of treatment. Figures in italics indicate the base number of FP17s or Patient Questionnaire responses are less than 100. N/A is shown where the base number of responses is less than 10 during the period. % is calculated as Quantity/Base number*100

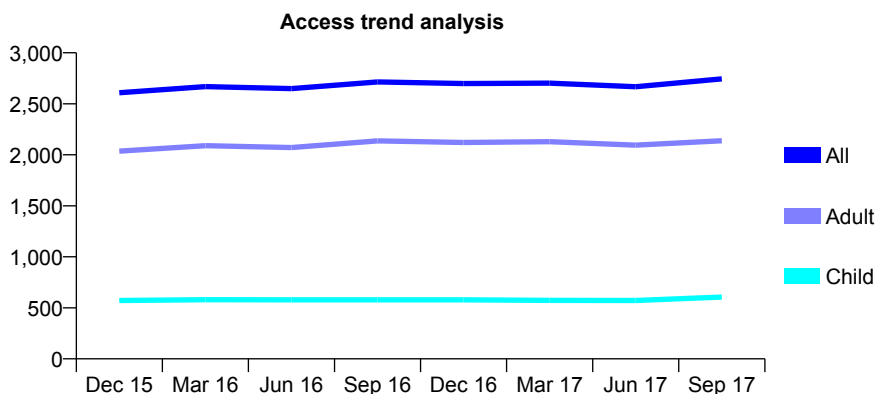
Q65 - Vital Signs At a Glance Contract Report for 873519/0001 - September 2017

Name or company name	MR KB NAIK
Contract type name	GDS Contract
Purpose of contract	General
Contract start date	01/03/2014
Contract end date	

17/18 Contracted general activity (UDA)	7,192
Carry forward general activity (UDA)	121
17/18 Contracted orthodontic activity (UOA)	0
Carry forward orthodontic activity (UOA)	0
Baseline contract value	£182,614.45

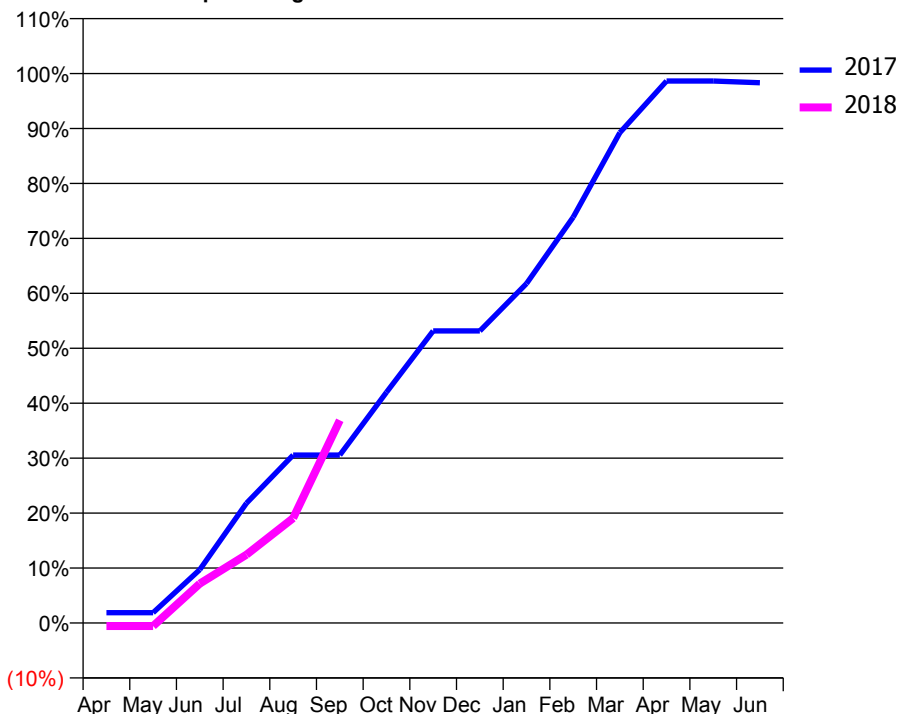
ACCESS*

Patients seen in 24 months	Total	Change since previous quarter
Quarter ending September 2016	2,715	
Quarter ending December 2016	2,699	→
Quarter ending March 2017	2,702	→
Quarter ending June 2017	2,667	↓
Quarter ending September 2017	2,744	↑
Variance since September 2016	1.1%	→



ACTIVITY

Cumulative percentage of contracted UDA delivered 2017 & 2018



Month	Adjusted Scheduled Activity (UDA)	
	2017	2018
April	136	-41
May	136	-41
June	699	515
July	1,569	895
August	2,198	1,373
September	2,198	2,654
October	3,021	
November	3,823	
December	3,823	
January	4,443	
February	5,312	
March	6,418	
April	7,093	
May	7,093	
June	7,071	

QUALITY

	Quantity	Base Number	Contract	AT	Region	England
% of FP17s for the same patient ID Re-attending within 3 months - Children	16	403	4.0%	9.6%	11.4%	11.9%
% of FP17s for the same patient ID Re-attending within 3 months - Adults	76	1,281	5.9%	14.2%	15.7%	15.9%
% of FP17s for the same patient ID Re-attending between 3 & 9 months - Children	200	403	49.6%	61.6%	60.6%	58.1%
% of FP17s for the same patient ID Re-attending between 3 & 9 months - Adults	649	1,281	50.7%	52.4%	52.0%	50.6%
% of FP17s for Band 1 Urgent Courses	75	1,494	5.0%	8.1%	9.6%	9.1%
% of FP17s Relating to Free Repair or Replacements	0	1,494	0.0%	0.8%	0.7%	0.8%
% of FP17s Relating to Continuations	13	1,494	0.9%	1.2%	1.0%	1.1%
% of Patients satisfied with the dentistry they have received	4	4	N/A	92.1%	91.6%	91.4%
% of Patients satisfied with the time they had to wait for an appointment	4	4	N/A	88.8%	87.9%	87.7%

* This is based on patients treated on this contract for their most recent course of treatment. Figures in italics indicate the base number of FP17s or Patient Questionnaire responses are less than 100. N/A is shown where the base number of responses is less than 10 during the period. % is calculated as Quantity/Base number*100

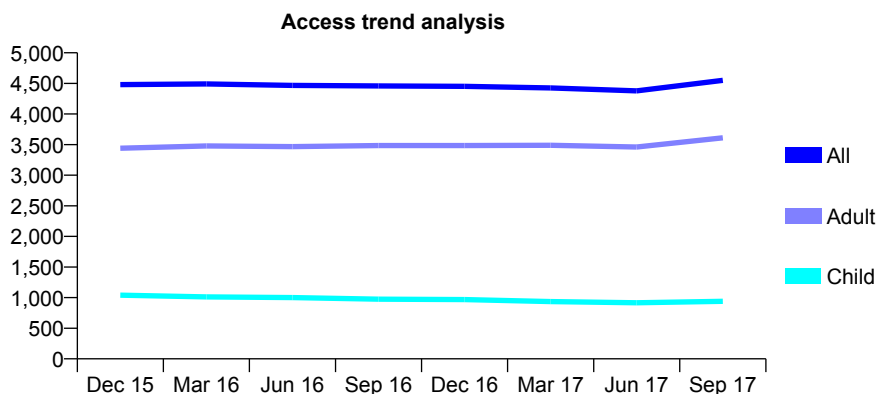
Q65 - Vital Signs At a Glance Contract Report for 904953/0001 - September 2017

Name or company name	MR GJ SHOVLIN
Contract type name	GDS Contract
Purpose of contract	General
Contract start date	01/04/2006
Contract end date	

17/18 Contracted general activity (UDA)	14,500
Carry forward general activity (UDA)	0
17/18 Contracted orthodontic activity (UOA)	0
Carry forward orthodontic activity (UOA)	0
Baseline contract value	£311,215.92

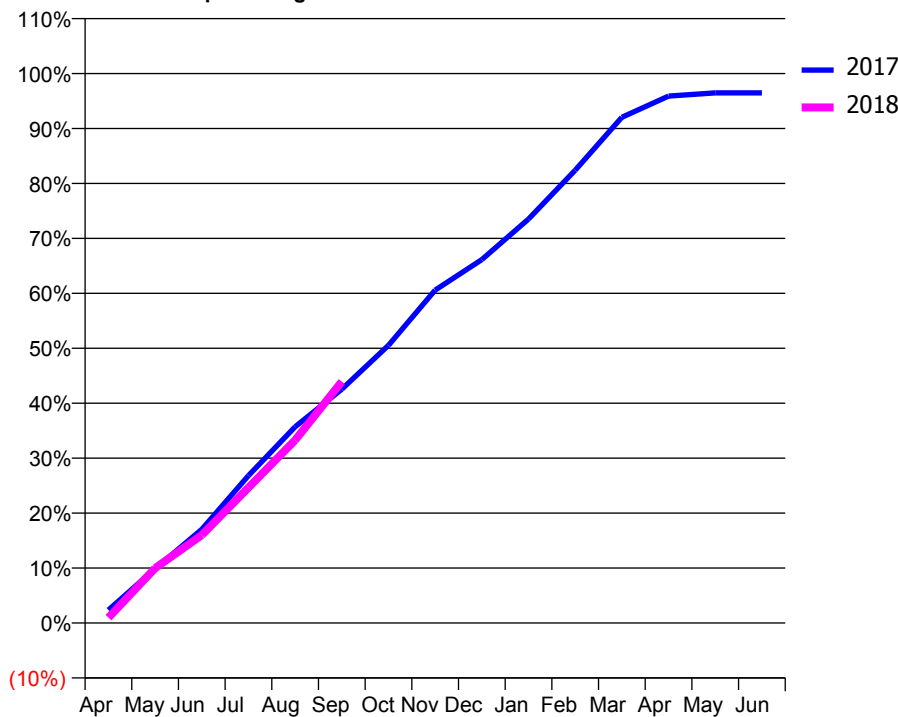
ACCESS*

Patients seen in 24 months	Total	Change since previous quarter
Quarter ending September 2016	4,459	
Quarter ending December 2016	4,453	→
Quarter ending March 2017	4,426	→
Quarter ending June 2017	4,377	↓
Quarter ending September 2017	4,550	↑
Variance since September 2016	2.0%	↑



ACTIVITY

Cumulative percentage of contracted UDA delivered 2017 & 2018



Month	Adjusted Scheduled Activity (UDA)	
	2017	2018
April	344	143
May	1,433	1,449
June	2,472	2,321
July	3,891	3,572
August	5,179	4,826
September	6,172	6,371
October	7,327	
November	8,785	
December	9,591	
January	10,660	
February	11,948	
March	13,346	
April	13,905	
May	13,987	
June	13,989	

QUALITY

	Quantity	Base Number	Contract	AT	Region	England
% of FP17s for the same patient ID Re-attending within 3 months - Children	63	809	7.8%	9.6%	11.4%	11.9%
% of FP17s for the same patient ID Re-attending within 3 months - Adults	500	3,128	16.0%	14.2%	15.7%	15.9%
% of FP17s for the same patient ID Re-attending between 3 & 9 months - Children	544	809	67.2%	61.6%	60.6%	58.1%
% of FP17s for the same patient ID Re-attending between 3 & 9 months - Adults	2,000	3,128	63.9%	52.4%	52.0%	50.6%
% of FP17s for Band 1 Urgent Courses	256	3,597	7.1%	8.1%	9.6%	9.1%
% of FP17s Relating to Free Repair or Replacements	10	3,597	0.3%	0.8%	0.7%	0.8%
% of FP17s Relating to Continuations	96	3,597	2.7%	1.2%	1.0%	1.1%
% of Patients satisfied with the dentistry they have received	9	10	90.0%	92.1%	91.6%	91.4%
% of Patients satisfied with the time they had to wait for an appointment	9	10	90.0%	88.8%	87.9%	87.7%

* This is based on patients treated on this contract for their most recent course of treatment. Figures in italics indicate the base number of FP17s or Patient Questionnaire responses are less than 100. N/A is shown where the base number of responses is less than 10 during the period. % is calculated as Quantity/Base number*100

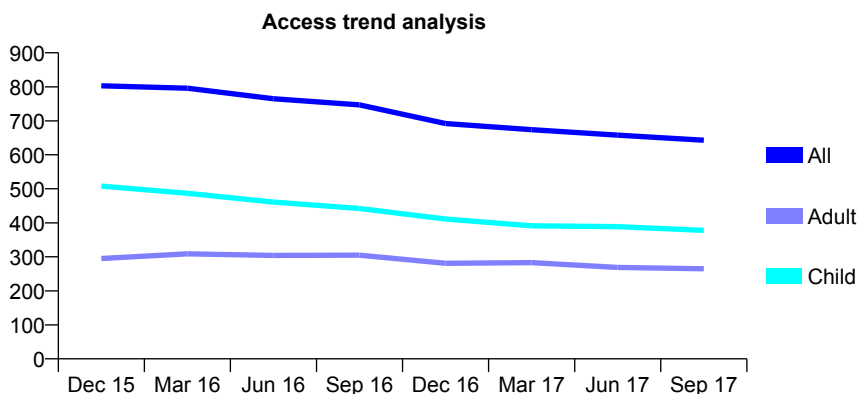
Q65 - Vital Signs At a Glance Contract Report for 907391/0001 - September 2017

Name or company name	MR JP MURPHY
Contract type name	GDS Contract
Purpose of contract	General
Contract start date	01/04/2006
Contract end date	

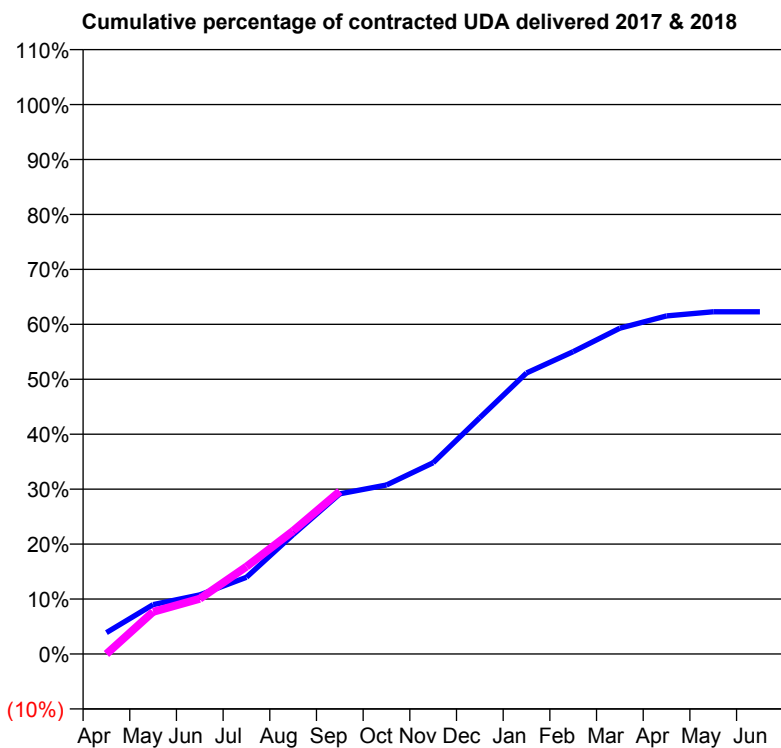
17/18 Contracted general activity (UDA)	1,750
Carry forward general activity (UDA)	0
17/18 Contracted orthodontic activity (UOA)	0
Carry forward orthodontic activity (UOA)	0
Baseline contract value	£36,233.98

ACCESS*

Patients seen in 24 months	Total	Change since previous quarter
Quarter ending September 2016	747	
Quarter ending December 2016	692	↓
Quarter ending March 2017	674	↓
Quarter ending June 2017	658	↓
Quarter ending September 2017	643	↓
Variance since September 2016	(13.9%)	↓



ACTIVITY



Adjusted Scheduled Activity (UDA)		
Month	2017	2018
April	68	0
May	157	134
June	188	176
July	244	278
August	380	392
September	510	518
October	538	
November	609	
December	753	
January	895	
February	963	
March	1,038	
April	1,077	
May	1,090	
June	1,090	

QUALITY

	Quantity	Base Number	Contract	AT	Region	England
% of FP17s for the same patient ID Re-attending within 3 months - Children	9	276	3.3%	9.6%	11.4%	11.9%
% of FP17s for the same patient ID Re-attending within 3 months - Adults	6	122	4.9%	14.2%	15.7%	15.9%
% of FP17s for the same patient ID Re-attending between 3 & 9 months - Children	134	276	48.6%	61.6%	60.6%	58.1%
% of FP17s for the same patient ID Re-attending between 3 & 9 months - Adults	54	122	44.3%	52.4%	52.0%	50.6%
% of FP17s for Band 1 Urgent Courses	1	368	0.3%	8.1%	9.6%	9.1%
% of FP17s Relating to Free Repair or Replacements	0	368	0.0%	0.8%	0.7%	0.8%
% of FP17s Relating to Continuations	0	368	0.0%	1.2%	1.0%	1.1%
% of Patients satisfied with the dentistry they have received	0	0	N/A	92.1%	91.6%	91.4%
% of Patients satisfied with the time they had to wait for an appointment	0	0	N/A	88.8%	87.9%	87.7%

* This is based on patients treated on this contract for their most recent course of treatment. Figures in italics indicate the base number of FP17s or Patient Questionnaire responses are less than 100. N/A is shown where the base number of responses is less than 10 during the period. % is calculated as Quantity/Base number*100

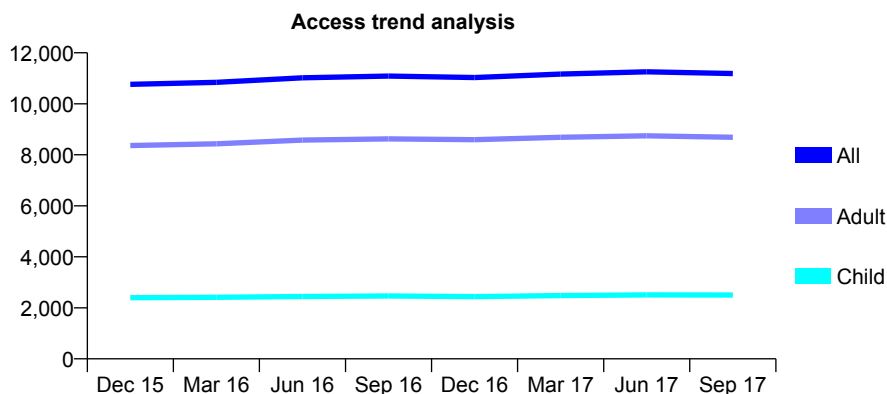
Q65 - Vital Signs At a Glance Contract Report for 913782/0001 - September 2017

Name or company name	MR PJ DRUGAN
Contract type name	GDS Contract
Purpose of contract	General and Orthodontic
Contract start date	01/04/2006
Contract end date	

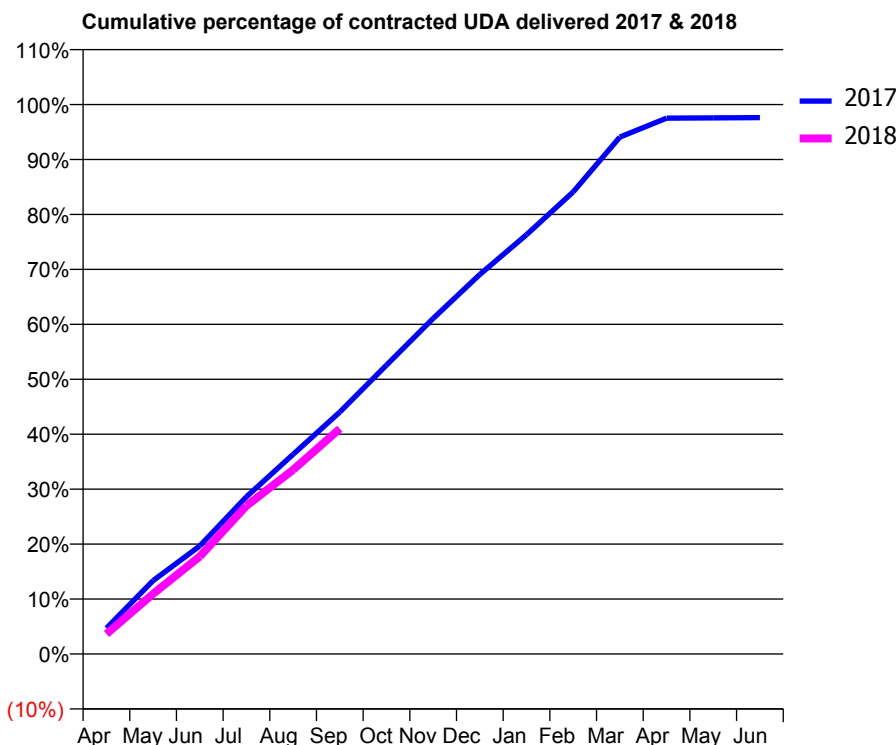
17/18 Contracted general activity (UDA)	31,020
Carry forward general activity (UDA)	0
17/18 Contracted orthodontic activity (UOA)	1,138
Carry forward orthodontic activity (UOA)	0
Baseline contract value	£751,692.16

ACCESS*

Patients seen in 24 months	Total	Change since previous quarter
Quarter ending September 2016	11,090	
Quarter ending December 2016	11,032	→
Quarter ending March 2017	11,168	→
Quarter ending June 2017	11,255	→
Quarter ending September 2017	11,187	→
Variance since September 2016	0.9%	→



ACTIVITY



Month	Adjusted Scheduled Activity (UDA)	
	2017	2018
April	1,455	1,131
May	4,143	3,402
June	6,099	5,509
July	8,882	8,370
August	11,273	10,401
September	13,660	12,717
October	16,312	
November	18,946	
December	21,427	
January	23,672	
February	26,086	
March	29,182	
April	30,253	
May	30,268	
June	30,280	

QUALITY

	Quantity	Base Number	Contract	AT	Region	England
% of FP17s for the same patient ID Re-attending within 3 months - Children	266	2,156	12.3%	9.6%	11.4%	11.9%
% of FP17s for the same patient ID Re-attending within 3 months - Adults	886	6,886	12.9%	14.2%	15.7%	15.9%
% of FP17s for the same patient ID Re-attending between 3 & 9 months - Children	1,478	2,156	68.6%	61.6%	60.6%	58.1%
% of FP17s for the same patient ID Re-attending between 3 & 9 months - Adults	4,607	6,886	66.9%	52.4%	52.0%	50.6%
% of FP17s for Band 1 Urgent Courses	474	7,618	6.2%	8.1%	9.6%	9.1%
% of FP17s Relating to Free Repair or Replacements	49	7,618	0.6%	0.8%	0.7%	0.8%
% of FP17s Relating to Continuations	114	7,618	1.5%	1.2%	1.0%	1.1%
% of Patients satisfied with the dentistry they have received	38	41	92.7%	92.1%	91.6%	91.4%
% of Patients satisfied with the time they had to wait for an appointment	38	41	92.7%	88.8%	87.9%	87.7%

* This is based on patients treated on this contract for their most recent course of treatment. Figures in italics indicate the base number of FP17s or Patient Questionnaire responses are less than 100. N/A is shown where the base number of responses is less than 10 during the period. % is calculated as Quantity/Base number*100

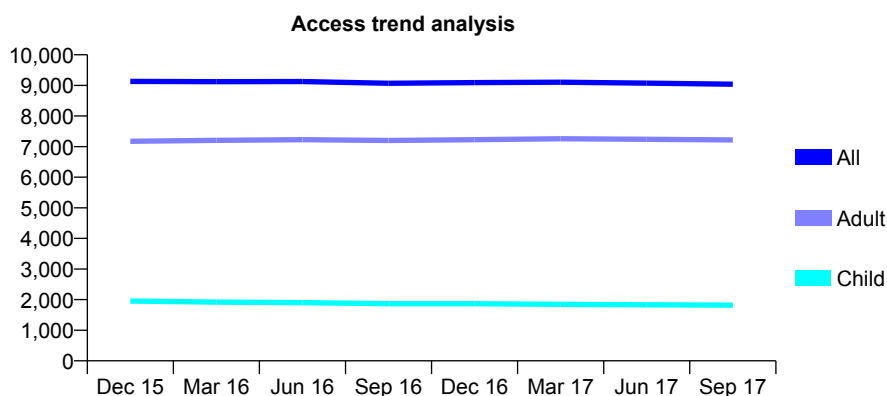
Q65 - Vital Signs At a Glance Contract Report for 913782/0002 - September 2017

Name or company name	MR PJ DRUGAN
Contract type name	GDS Contract
Purpose of contract	General
Contract start date	01/04/2006
Contract end date	

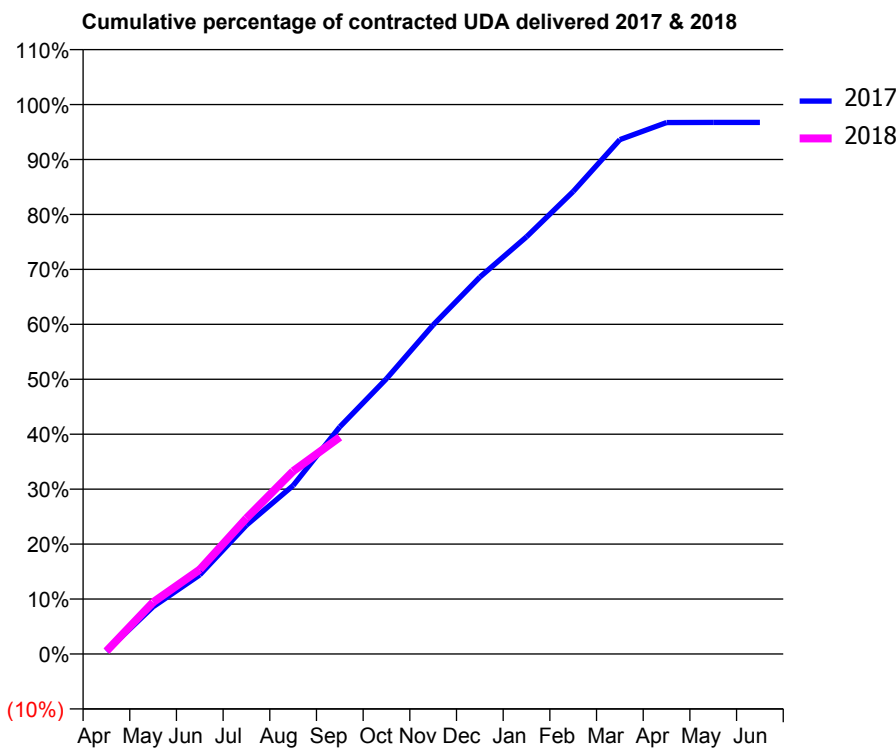
17/18 Contracted general activity (UDA)	27,879
Carry forward general activity (UDA)	908
17/18 Contracted orthodontic activity (UOA)	0
Carry forward orthodontic activity (UOA)	0
Baseline contract value	£691,484.04

ACCESS*

Patients seen in 24 months	Total	Change since previous quarter
Quarter ending September 2016	9,068	
Quarter ending December 2016	9,092	→
Quarter ending March 2017	9,103	→
Quarter ending June 2017	9,074	→
Quarter ending September 2017	9,039	→
Variance since September 2016	(0.3%)	→



ACTIVITY



Month	Adjusted Scheduled Activity (UDA)	
	2017	2018
April	136	148
May	2,398	2,625
June	4,012	4,285
July	6,542	6,890
August	8,546	9,276
September	11,528	11,004
October	13,970	
November	16,697	
December	19,120	
January	21,164	
February	23,466	
March	26,096	
April	26,966	
May	26,972	
June	26,971	

QUALITY

	Quantity	Base Number	Contract	AT	Region	England
% of FP17s for the same patient ID Re-attending within 3 months - Children	124	1,557	8.0%	9.6%	11.4%	11.9%
% of FP17s for the same patient ID Re-attending within 3 months - Adults	731	5,294	13.8%	14.2%	15.7%	15.9%
% of FP17s for the same patient ID Re-attending between 3 & 9 months - Children	1,003	1,557	64.4%	61.6%	60.6%	58.1%
% of FP17s for the same patient ID Re-attending between 3 & 9 months - Adults	3,077	5,294	58.1%	52.4%	52.0%	50.6%
% of FP17s for Band 1 Urgent Courses	384	6,421	6.0%	8.1%	9.6%	9.1%
% of FP17s Relating to Free Repair or Replacements	70	6,421	1.1%	0.8%	0.7%	0.8%
% of FP17s Relating to Continuations	82	6,421	1.3%	1.2%	1.0%	1.1%
% of Patients satisfied with the dentistry they have received	27	29	93.1%	92.1%	91.6%	91.4%
% of Patients satisfied with the time they had to wait for an appointment	21	29	72.4%	88.8%	87.9%	87.7%

* This is based on patients treated on this contract for their most recent course of treatment. Figures in italics indicate the base number of FP17s or Patient Questionnaire responses are less than 100. N/A is shown where the base number of responses is less than 10 during the period. % is calculated as Quantity/Base number*100

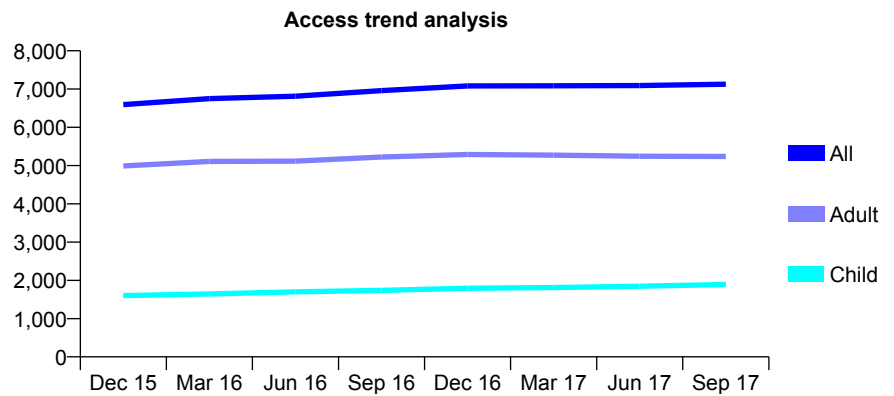
Q65 - Vital Signs At a Glance Contract Report for 929603/0001 - September 2017

Name or company name	MR F TOMAS ALLAHVERDIN
Contract type name	GDS Contract
Purpose of contract	General
Contract start date	01/04/2006
Contract end date	

17/18 Contracted general activity (UDA)	16,989
Carry forward general activity (UDA)	-260
17/18 Contracted orthodontic activity (UOA)	0
Carry forward orthodontic activity (UOA)	0
Baseline contract value	£446,109.73

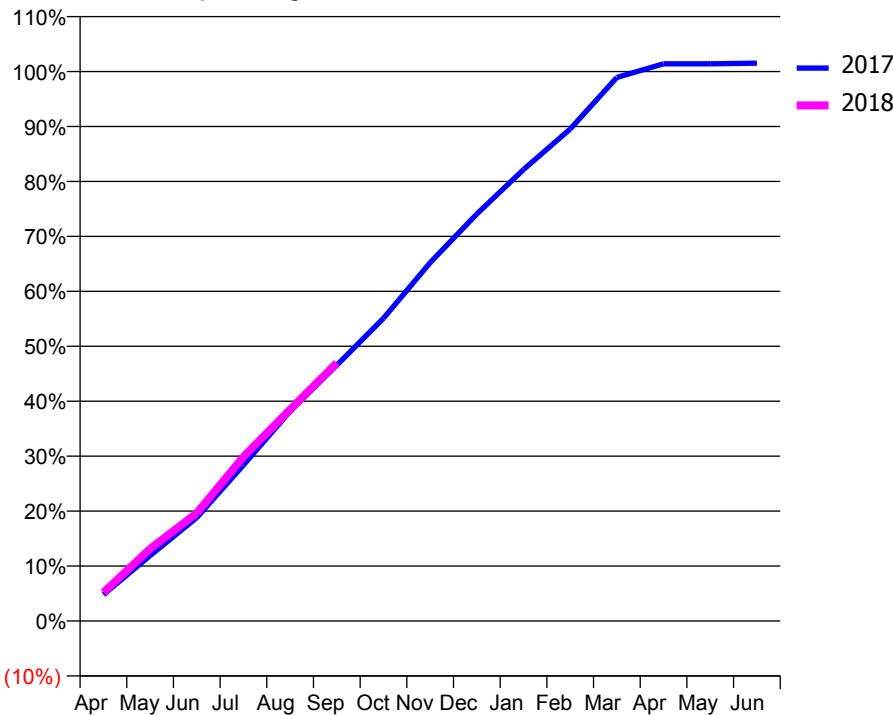
ACCESS*

Patients seen in 24 months	Total	Change since previous quarter
Quarter ending September 2016	6,960	
Quarter ending December 2016	7,083	→
Quarter ending March 2017	7,084	→
Quarter ending June 2017	7,092	→
Quarter ending September 2017	7,128	→
Variance since September 2016	2.4%	↑



ACTIVITY

Cumulative percentage of contracted UDA delivered 2017 & 2018



Month	Adjusted Scheduled Activity (UDA)	
	2017	2018
April	814	882
May	2,024	2,234
June	3,196	3,336
July	4,820	5,076
August	6,486	6,542
September	7,909	7,978
October	9,359	
November	11,078	
December	12,584	
January	13,958	
February	15,209	
March	16,804	
April	17,225	
May	17,228	
June	17,249	

QUALITY

	Quantity	Base Number	Contract	AT	Region	England
% of FP17s for the same patient ID Re-attending within 3 months - Children	102	1,416	7.2%	9.6%	11.4%	11.9%
% of FP17s for the same patient ID Re-attending within 3 months - Adults	282	3,282	8.6%	14.2%	15.7%	15.9%
% of FP17s for the same patient ID Re-attending between 3 & 9 months - Children	912	1,416	64.4%	61.6%	60.6%	58.1%
% of FP17s for the same patient ID Re-attending between 3 & 9 months - Adults	1,976	3,282	60.2%	52.4%	52.0%	50.6%
% of FP17s for Band 1 Urgent Courses	225	4,440	5.1%	8.1%	9.6%	9.1%
% of FP17s Relating to Free Repair or Replacements	14	4,440	0.3%	0.8%	0.7%	0.8%
% of FP17s Relating to Continuations	11	4,440	0.2%	1.2%	1.0%	1.1%
% of Patients satisfied with the dentistry they have received	11	11	100.0%	92.1%	91.6%	91.4%
% of Patients satisfied with the time they had to wait for an appointment	11	11	100.0%	88.8%	87.9%	87.7%

* This is based on patients treated on this contract for their most recent course of treatment. Figures in italics indicate the base number of FP17s or Patient Questionnaire responses are less than 100. N/A is shown where the base number of responses is less than 10 during the period. % is calculated as Quantity/Base number*100

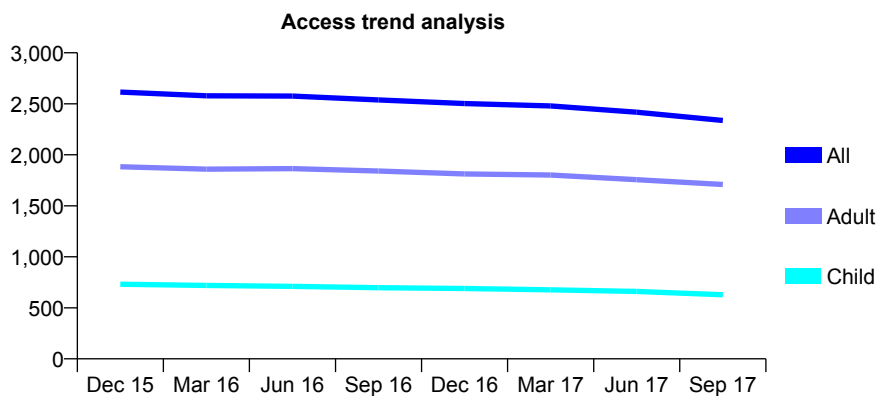
Q65 - Vital Signs At a Glance Contract Report for 941433/0001 - September 2017

Name or company name	MRS M MORADIAN
Contract type name	GDS Contract
Purpose of contract	General
Contract start date	01/04/2006
Contract end date	

17/18 Contracted general activity (UDA)	10,500
Carry forward general activity (UDA)	0
17/18 Contracted orthodontic activity (UOA)	0
Carry forward orthodontic activity (UOA)	0
Baseline contract value	£251,485.20

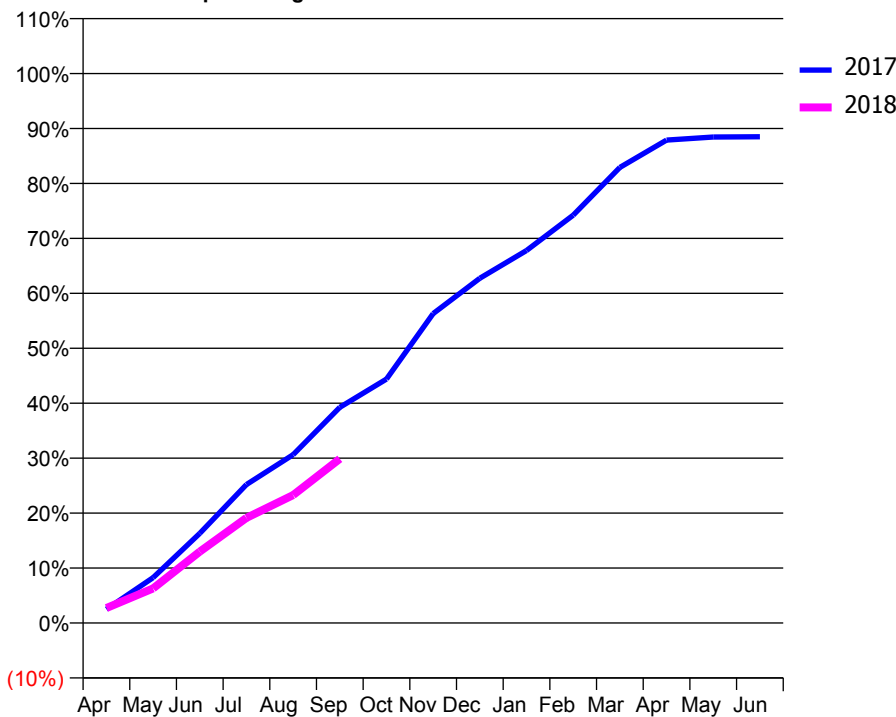
ACCESS*

Patients seen in 24 months	Total	Change since previous quarter
Quarter ending September 2016	2,538	
Quarter ending December 2016	2,503	↓
Quarter ending March 2017	2,479	→
Quarter ending June 2017	2,417	↓
Quarter ending September 2017	2,337	↓
Variance since September 2016	(7.9%)	↓



ACTIVITY

Cumulative percentage of contracted UDA delivered 2017 & 2018



Adjusted Scheduled Activity (UDA)

Month	2017	2018
April	289	287
May	951	660
June	1,875	1,365
July	2,899	2,010
August	3,523	2,445
September	4,513	3,137
October	5,105	
November	6,477	
December	7,216	
January	7,796	
February	8,536	
March	9,534	
April	10,106	
May	10,170	
June	10,177	

QUALITY

	Quantity	Base Number	Contract	AT	Region	England
% of FP17s for the same patient ID Re-attending within 3 months - Children	27	371	7.3%	9.6%	11.4%	11.9%
% of FP17s for the same patient ID Re-attending within 3 months - Adults	212	1,135	18.7%	14.2%	15.7%	15.9%
% of FP17s for the same patient ID Re-attending between 3 & 9 months - Children	213	371	57.4%	61.6%	60.6%	58.1%
% of FP17s for the same patient ID Re-attending between 3 & 9 months - Adults	601	1,135	53.0%	52.4%	52.0%	50.6%
% of FP17s for Band 1 Urgent Courses	187	1,308	14.3%	8.1%	9.6%	9.1%
% of FP17s Relating to Free Repair or Replacements	8	1,308	0.6%	0.8%	0.7%	0.8%
% of FP17s Relating to Continuations	16	1,308	1.2%	1.2%	1.0%	1.1%
% of Patients satisfied with the dentistry they have received	6	6	N/A	92.1%	91.6%	91.4%
% of Patients satisfied with the time they had to wait for an appointment	6	6	N/A	88.8%	87.9%	87.7%

* This is based on patients treated on this contract for their most recent course of treatment. Figures in italics indicate the base number of FP17s or Patient Questionnaire responses are less than 100. N/A is shown where the base number of responses is less than 10 during the period. % is calculated as Quantity/Base number*100

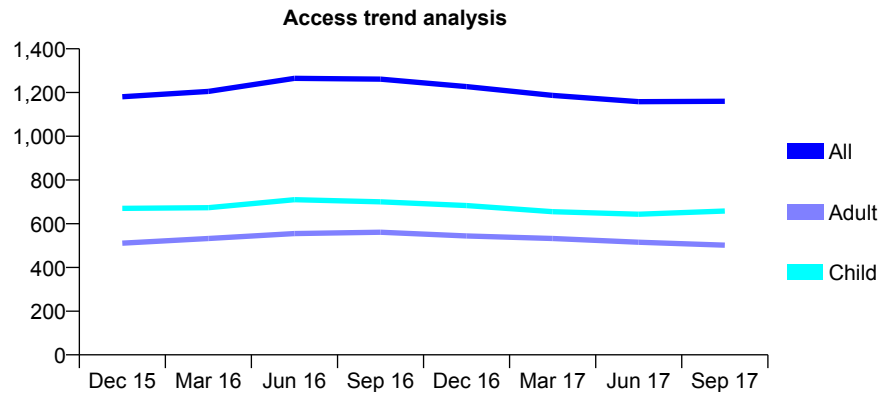
Q65 - Vital Signs At a Glance Contract Report for 962201/0001 - September 2017

Name or company name	MR JC LYLE
Contract type name	GDS Contract
Purpose of contract	General
Contract start date	09/03/2011
Contract end date	

17/18 Contracted general activity (UDA)	2,930
Carry forward general activity (UDA)	-6
17/18 Contracted orthodontic activity (UOA)	0
Carry forward orthodontic activity (UOA)	0
Baseline contract value	£64,914.54

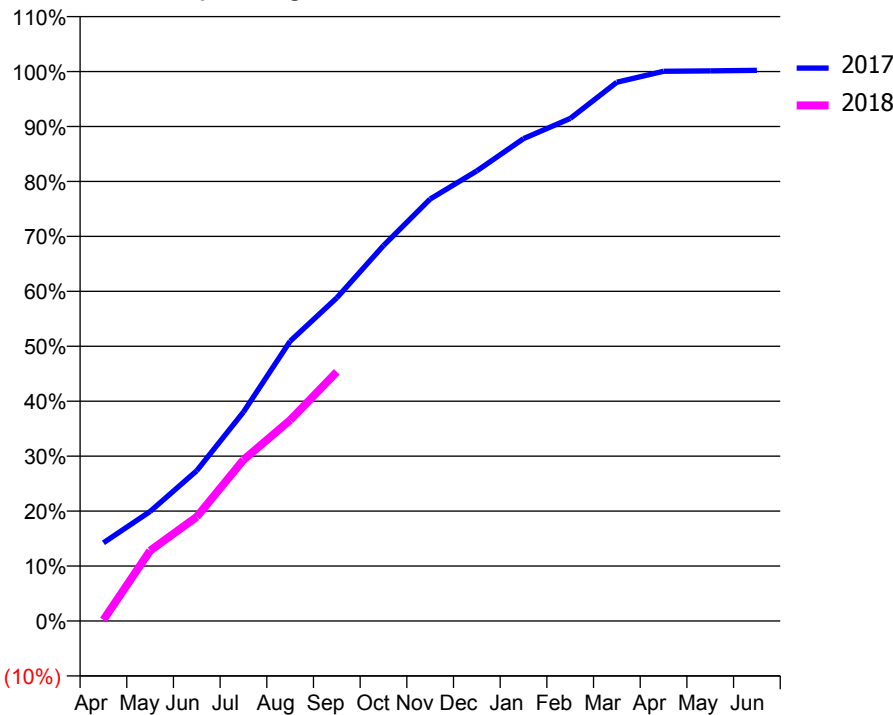
ACCESS*

Patients seen in 24 months	Total	Change since previous quarter
Quarter ending September 2016	1,261	
Quarter ending December 2016	1,227	↓
Quarter ending March 2017	1,187	↓
Quarter ending June 2017	1,158	↓
Quarter ending September 2017	1,160	→
Variance since September 2016	(8.0%)	↓



ACTIVITY

Cumulative percentage of contracted UDA delivered 2017 & 2018



Month	Adjusted Scheduled Activity (UDA)	
	2017	2018
April	417	6
May	584	375
June	801	556
July	1,114	860
August	1,492	1,071
September	1,723	1,328
October	2,002	
November	2,250	
December	2,400	
January	2,572	
February	2,679	
March	2,873	
April	2,931	
May	2,933	
June	2,936	

QUALITY

	Quantity	Base Number	Contract	AT	Region	England
% of FP17s for the same patient ID Re-attending within 3 months - Children	33	488	6.8%	9.6%	11.4%	11.9%
% of FP17s for the same patient ID Re-attending within 3 months - Adults	67	329	20.4%	14.2%	15.7%	15.9%
% of FP17s for the same patient ID Re-attending between 3 & 9 months - Children	288	488	59.0%	61.6%	60.6%	58.1%
% of FP17s for the same patient ID Re-attending between 3 & 9 months - Adults	139	329	42.2%	52.4%	52.0%	50.6%
% of FP17s for Band 1 Urgent Courses	51	784	6.5%	8.1%	9.6%	9.1%
% of FP17s Relating to Free Repair or Replacements	2	784	0.3%	0.8%	0.7%	0.8%
% of FP17s Relating to Continuations	4	784	0.5%	1.2%	1.0%	1.1%
% of Patients satisfied with the dentistry they have received	1	1	N/A	92.1%	91.6%	91.4%
% of Patients satisfied with the time they had to wait for an appointment	1	1	N/A	88.8%	87.9%	87.7%

* This is based on patients treated on this contract for their most recent course of treatment. Figures in italics indicate the base number of FP17s or Patient Questionnaire responses are less than 100. N/A is shown where the base number of responses is less than 10 during the period. % is calculated as Quantity/Base number*100

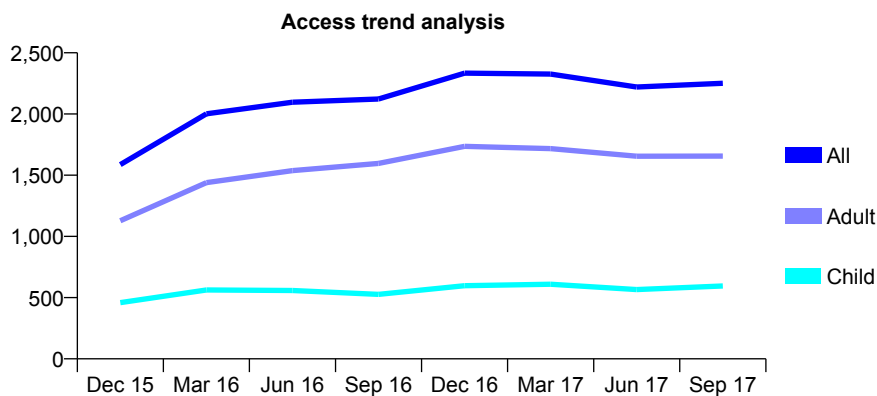
Q65 - Vital Signs At a Glance Contract Report for 995274/0001 - September 2017

Name or company name	MR PW CHAN
Contract type name	GDS Contract
Purpose of contract	General
Contract start date	01/02/2015
Contract end date	

17/18 Contracted general activity (UDA)	6,181
Carry forward general activity (UDA)	-124
17/18 Contracted orthodontic activity (UOA)	0
Carry forward orthodontic activity (UOA)	0
Baseline contract value	£128,598.96

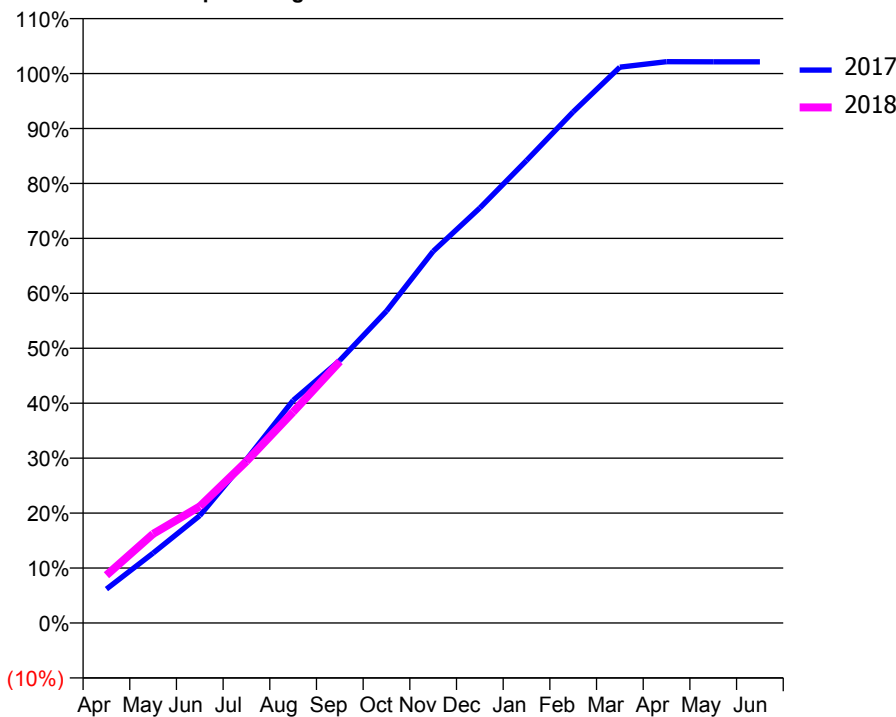
ACCESS*

Patients seen in 24 months	Total	Change since previous quarter
Quarter ending September 2016	2,123	
Quarter ending December 2016	2,334	↑
Quarter ending March 2017	2,326	→
Quarter ending June 2017	2,221	↓
Quarter ending September 2017	2,251	→
Variance since September 2016	6.0%	↑



ACTIVITY

Cumulative percentage of contracted UDA delivered 2017 & 2018



Adjusted Scheduled Activity (UDA)

Month	2017	2018
April	381	537
May	786	1,003
June	1,208	1,312
July	1,840	1,819
August	2,504	2,373
September	2,954	2,941
October	3,509	
November	4,182	
December	4,668	
January	5,203	
February	5,749	
March	6,252	
April	6,313	
May	6,312	
June	6,312	

QUALITY

	Quantity	Base Number	Contract	AT	Region	England
% of FP17s for the same patient ID Re-attending within 3 months - Children	27	479	5.6%	9.6%	11.4%	11.9%
% of FP17s for the same patient ID Re-attending within 3 months - Adults	138	1,095	12.6%	14.2%	15.7%	15.9%
% of FP17s for the same patient ID Re-attending between 3 & 9 months - Children	310	479	64.7%	61.6%	60.6%	58.1%
% of FP17s for the same patient ID Re-attending between 3 & 9 months - Adults	683	1,095	62.4%	52.4%	52.0%	50.6%
% of FP17s for Band 1 Urgent Courses	88	1,539	5.7%	8.1%	9.6%	9.1%
% of FP17s Relating to Free Repair or Replacements	17	1,539	1.1%	0.8%	0.7%	0.8%
% of FP17s Relating to Continuations	15	1,539	1.0%	1.2%	1.0%	1.1%
% of Patients satisfied with the dentistry they have received	3	4	N/A	92.1%	91.6%	91.4%
% of Patients satisfied with the time they had to wait for an appointment	3	4	N/A	88.8%	87.9%	87.7%

* This is based on patients treated on this contract for their most recent course of treatment. Figures in italics indicate the base number of FP17s or Patient Questionnaire responses are less than 100. N/A is shown where the base number of responses is less than 10 during the period. % is calculated as Quantity/Base number*100

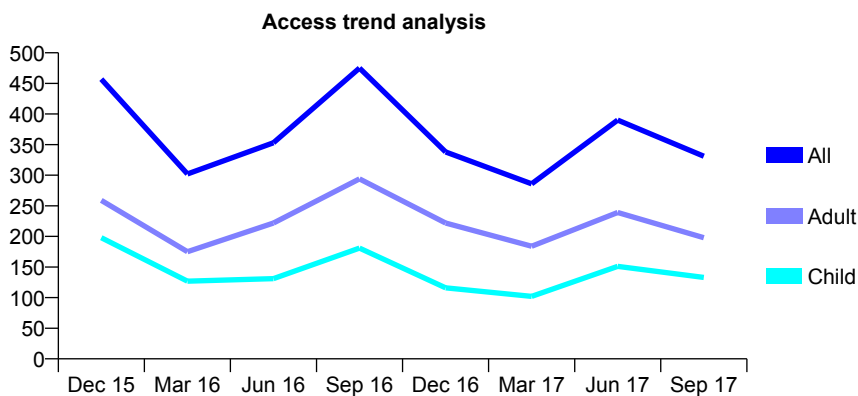
Q65 - Vital Signs At a Glance Contract Report for 995274/0002 - September 2017

Name or company name	MR PW CHAN
Contract type name	GDS Contract
Purpose of contract	General
Contract start date	01/02/2015
Contract end date	

17/18 Contracted general activity (UDA)	1,216
Carry forward general activity (UDA)	3
17/18 Contracted orthodontic activity (UOA)	0
Carry forward orthodontic activity (UOA)	0
Baseline contract value	£25,121.86

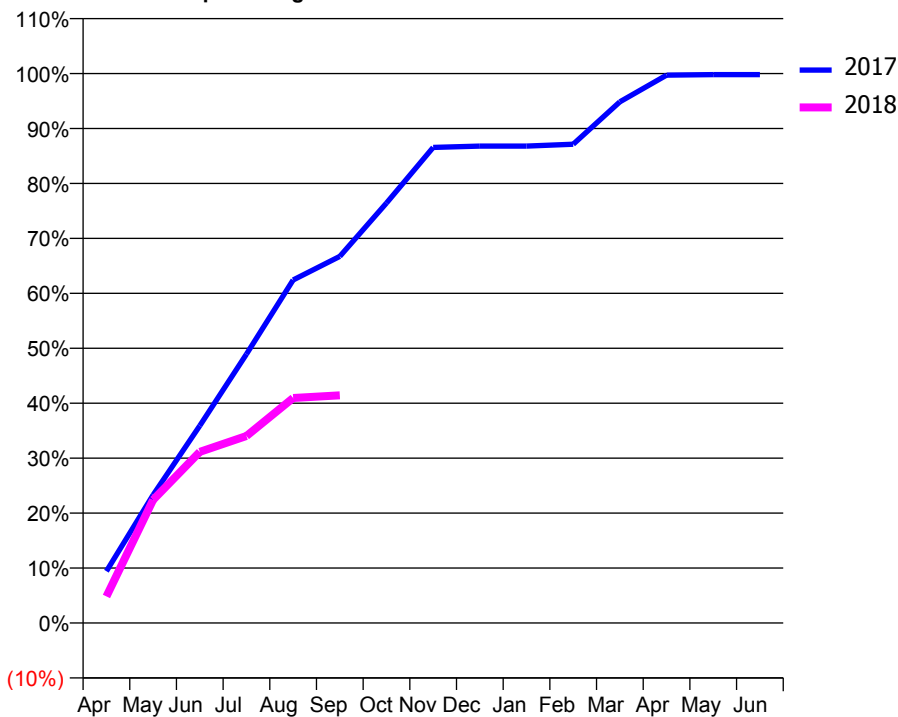
ACCESS*

Patients seen in 24 months	Total	Change since previous quarter
Quarter ending September 2016	475	
Quarter ending December 2016	338	↓
Quarter ending March 2017	286	↓
Quarter ending June 2017	390	↑
Quarter ending September 2017	331	↓
Variance since September 2016	(30.3%)	↓



ACTIVITY

Cumulative percentage of contracted UDA delivered 2017 & 2018



Month	Adjusted Scheduled Activity (UDA)	
	2017	2018
April	115	59
May	283	273
June	437	379
July	595	414
August	759	498
September	811	504
October	929	
November	1,052	
December	1,055	
January	1,055	
February	1,059	
March	1,153	
April	1,212	
May	1,213	
June	1,213	

QUALITY

	Quantity	Base Number	Contract	AT	Region	England
% of FP17s for the same patient ID Re-attending within 3 months - Children	4	130	3.1%	9.6%	11.4%	11.9%
% of FP17s for the same patient ID Re-attending within 3 months - Adults	11	173	6.4%	14.2%	15.7%	15.9%
% of FP17s for the same patient ID Re-attending between 3 & 9 months - Children	19	130	14.6%	61.6%	60.6%	58.1%
% of FP17s for the same patient ID Re-attending between 3 & 9 months - Adults	38	173	22.0%	52.4%	52.0%	50.6%
% of FP17s for Band 1 Urgent Courses	5	264	1.9%	8.1%	9.6%	9.1%
% of FP17s Relating to Free Repair or Replacements	3	264	1.1%	0.8%	0.7%	0.8%
% of FP17s Relating to Continuations	4	264	1.5%	1.2%	1.0%	1.1%
% of Patients satisfied with the dentistry they have received	0	0	N/A	92.1%	91.6%	91.4%
% of Patients satisfied with the time they had to wait for an appointment	0	0	N/A	88.8%	87.9%	87.7%

* This is based on patients treated on this contract for their most recent course of treatment. Figures in italics indicate the base number of FP17s or Patient Questionnaire responses are less than 100. N/A is shown where the base number of responses is less than 10 during the period. % is calculated as Quantity/Base number*100

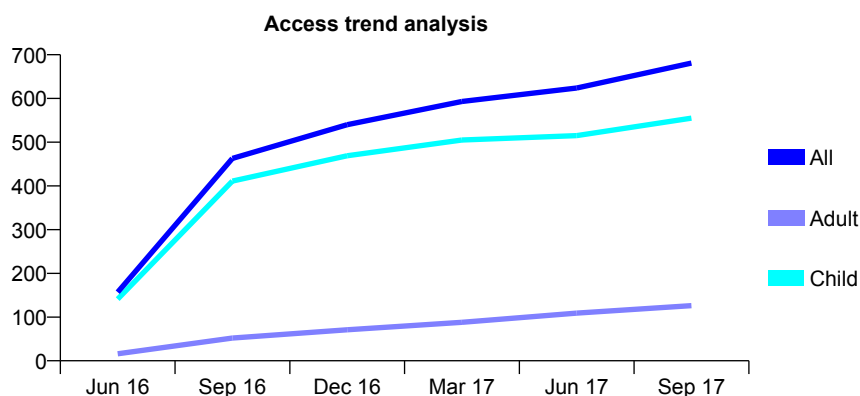
Q66 - Vital Signs At a Glance Contract Report for 100076/0000 - September 2017

Name or company name	Hayle Dental Practice Partnership
Contract type name	GDS Contract
Purpose of contract	General
Contract start date	01/04/2016
Contract end date	

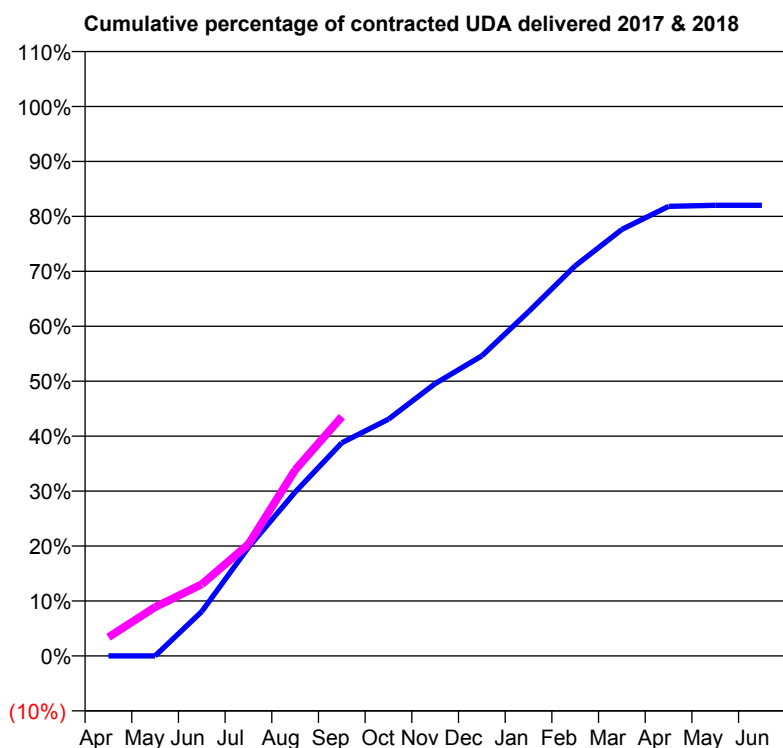
17/18 Contracted general activity (UDA)	1,557
Carry forward general activity (UDA)	0
17/18 Contracted orthodontic activity (UOA)	0
Carry forward orthodontic activity (UOA)	0
Baseline contract value	£41,079.08

ACCESS*

Patients seen in 24 months	Total	Change since previous quarter
Quarter ending September 2016	463	
Quarter ending December 2016	540	↑
Quarter ending March 2017	593	↑
Quarter ending June 2017	624	↑
Quarter ending September 2017	681	↑
Variance since September 2016	47.1%	↑



ACTIVITY



Month	Adjusted Scheduled Activity (UDA)	
	2017	2018
April	0	53
May	0	139
June	126	203
July	308	317
August	464	527
September	604	678
October	671	
November	772	
December	850	
January	975	
February	1,105	
March	1,209	
April	1,274	
May	1,277	
June	1,277	

QUALITY

	Quantity	Base Number	Contract	AT	Region	England
% of FP17s for the same patient ID Re-attending within 3 months - Children	27	464	5.8%	10.0%	11.4%	11.9%
% of FP17s for the same patient ID Re-attending within 3 months - Adults	2	53	3.8%	14.5%	15.7%	15.9%
% of FP17s for the same patient ID Re-attending between 3 & 9 months - Children	263	464	56.7%	59.6%	60.6%	58.1%
% of FP17s for the same patient ID Re-attending between 3 & 9 months - Adults	26	53	49.1%	51.0%	52.0%	50.6%
% of FP17s for Band 1 Urgent Courses	20	480	4.2%	10.3%	9.6%	9.1%
% of FP17s Relating to Free Repair or Replacements	0	480	0.0%	0.9%	0.7%	0.8%
% of FP17s Relating to Continuations	4	480	0.8%	1.1%	1.0%	1.1%
% of Patients satisfied with the dentistry they have received	1	1	N/A	91.9%	91.6%	91.4%
% of Patients satisfied with the time they had to wait for an appointment	1	1	N/A	86.7%	87.9%	87.7%

* This is based on patients treated on this contract for their most recent course of treatment. Figures in italics indicate the base number of FP17s or Patient Questionnaire responses are less than 100. N/A is shown where the base number of responses is less than 10 during the period. % is calculated as Quantity/Base number*100

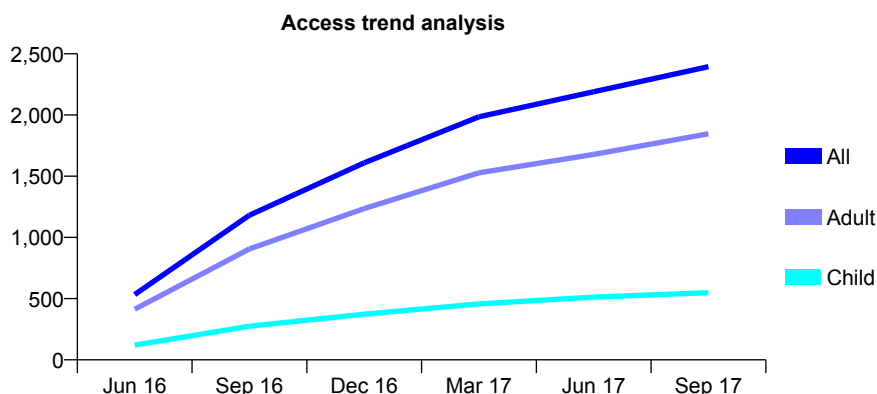
Q66 - Vital Signs At a Glance Contract Report for 100083/0000 - September 2017

Name or company name	PCH Dental CIC
Contract type name	GDS Contract
Purpose of contract	General
Contract start date	01/04/2016
Contract end date	

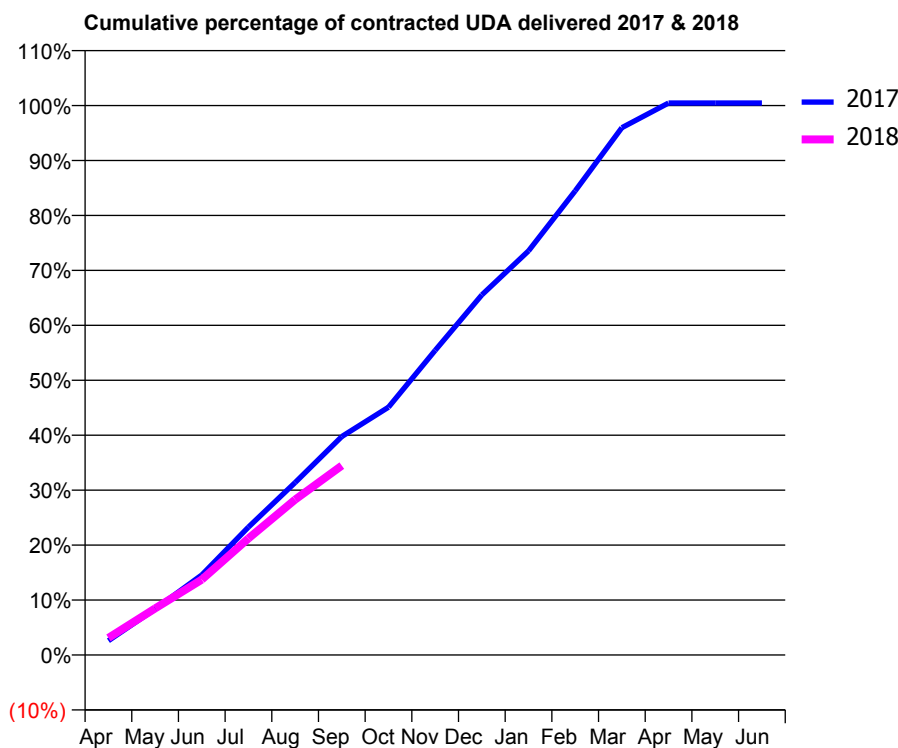
17/18 Contracted general activity (UDA)	10,946
Carry forward general activity (UDA)	-36
17/18 Contracted orthodontic activity (UOA)	0
Carry forward orthodontic activity (UOA)	0
Baseline contract value	£301,113.55

ACCESS*

Patients seen in 24 months	Total	Change since previous quarter
Quarter ending September 2016	1,181	
Quarter ending December 2016	1,609	↑
Quarter ending March 2017	1,985	↑
Quarter ending June 2017	2,190	↑
Quarter ending September 2017	2,395	↑
Variance since September 2016	102.8%	↑



ACTIVITY



Month	Adjusted Scheduled Activity (UDA)	
	2017	2018
April	202	342
May	650	929
June	1,129	1,502
July	1,805	2,323
August	2,432	3,096
September	3,081	3,773
October	3,495	
November	4,297	
December	5,078	
January	5,700	
February	6,545	
March	7,438	
April	7,786	
May	7,786	
June	7,786	

QUALITY

	Quantity	Base Number	Contract	AT	Region	England
% of FP17s for the same patient ID Re-attending within 3 months - Children	26	388	6.7%	10.0%	11.4%	11.9%
% of FP17s for the same patient ID Re-attending within 3 months - Adults	256	1,433	17.9%	14.5%	15.7%	15.9%
% of FP17s for the same patient ID Re-attending between 3 & 9 months - Children	196	388	50.5%	59.6%	60.6%	58.1%
% of FP17s for the same patient ID Re-attending between 3 & 9 months - Adults	710	1,433	49.5%	51.0%	52.0%	50.6%
% of FP17s for Band 1 Urgent Courses	136	1,698	8.0%	10.3%	9.6%	9.1%
% of FP17s Relating to Free Repair or Replacements	9	1,698	0.5%	0.9%	0.7%	0.8%
% of FP17s Relating to Continuations	24	1,698	1.4%	1.1%	1.0%	1.1%
% of Patients satisfied with the dentistry they have received	9	10	90.0%	91.9%	91.6%	91.4%
% of Patients satisfied with the time they had to wait for an appointment	8	10	80.0%	86.7%	87.9%	87.7%

* This is based on patients treated on this contract for their most recent course of treatment. Figures in italics indicate the base number of FP17s or Patient Questionnaire responses are less than 100. N/A is shown where the base number of responses is less than 10 during the period. % is calculated as Quantity/Base number*100

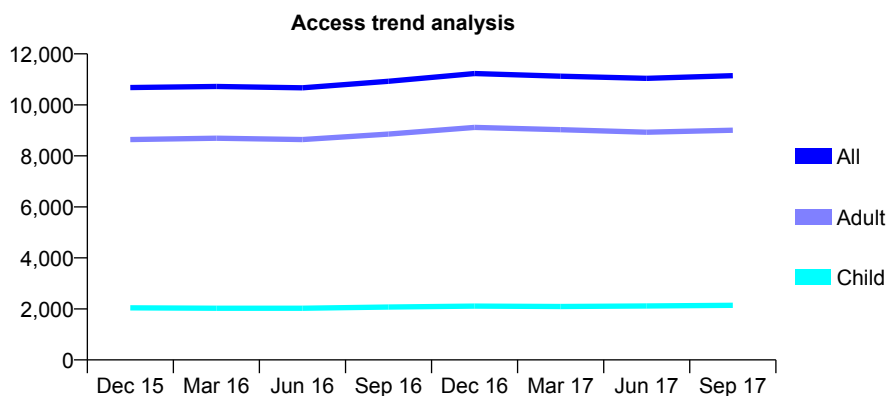
Q66 - Vital Signs At a Glance Contract Report for 101192/0007 - September 2017

Name or company name	Community Dental Centres Ltd
Contract type name	GDS Contract
Purpose of contract	General and Orthodontic
Contract start date	01/04/2006
Contract end date	

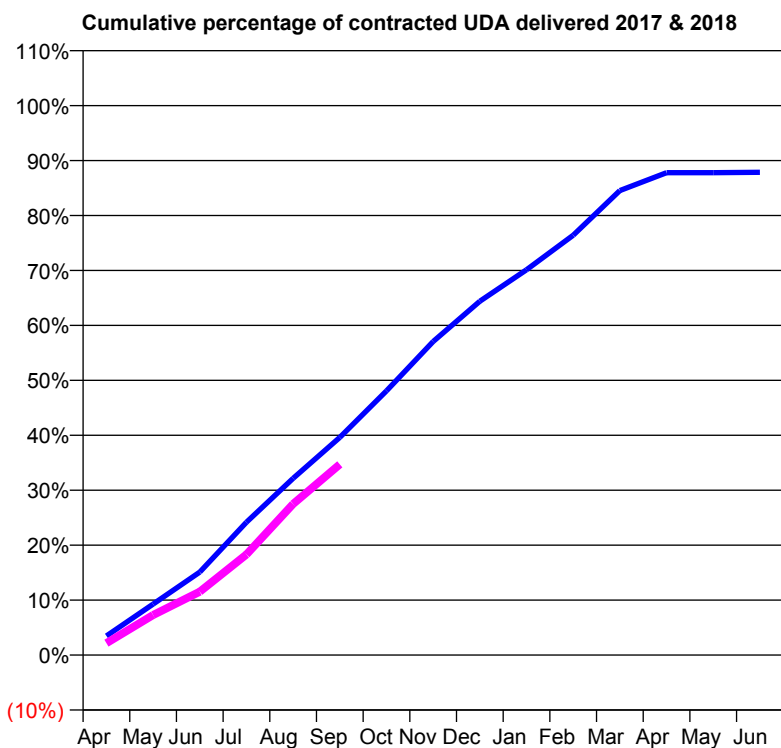
17/18 Contracted general activity (UDA)	36,000
Carry forward general activity (UDA)	0
17/18 Contracted orthodontic activity (UOA)	3,677
Carry forward orthodontic activity (UOA)	0
Baseline contract value	£1,209,826.88

ACCESS*

Patients seen in 24 months	Total	Change since previous quarter
Quarter ending September 2016	10,926	
Quarter ending December 2016	11,227	↑
Quarter ending March 2017	11,122	→
Quarter ending June 2017	11,042	→
Quarter ending September 2017	11,147	→
Variance since September 2016	2.0%	↑



ACTIVITY



Month	Adjusted Scheduled Activity (UDA)	
	2017	2018
April	1,253	782
May	3,345	2,624
June	5,440	4,150
July	8,702	6,588
August	11,583	9,898
September	14,265	12,496
October	17,313	
November	20,544	
December	23,181	
January	25,241	
February	27,504	
March	30,434	
April	31,606	
May	31,607	
June	31,633	

QUALITY

	Quantity	Base Number	Contract	AT	Region	England
% of FP17s for the same patient ID Re-attending within 3 months - Children	198	1,577	12.6%	10.0%	11.4%	11.9%
% of FP17s for the same patient ID Re-attending within 3 months - Adults	530	5,128	10.3%	14.5%	15.7%	15.9%
% of FP17s for the same patient ID Re-attending between 3 & 9 months - Children	717	1,577	45.5%	59.6%	60.6%	58.1%
% of FP17s for the same patient ID Re-attending between 3 & 9 months - Adults	2,586	5,128	50.4%	51.0%	52.0%	50.6%
% of FP17s for Band 1 Urgent Courses	535	5,924	9.0%	10.3%	9.6%	9.1%
% of FP17s Relating to Free Repair or Replacements	28	5,924	0.5%	0.9%	0.7%	0.8%
% of FP17s Relating to Continuations	47	5,924	0.8%	1.1%	1.0%	1.1%
% of Patients satisfied with the dentistry they have received	29	29	100.0%	91.9%	91.6%	91.4%
% of Patients satisfied with the time they had to wait for an appointment	26	29	89.7%	86.7%	87.9%	87.7%

* This is based on patients treated on this contract for their most recent course of treatment. Figures in italics indicate the base number of FP17s or Patient Questionnaire responses are less than 100. N/A is shown where the base number of responses is less than 10 during the period. % is calculated as Quantity/Base number*100

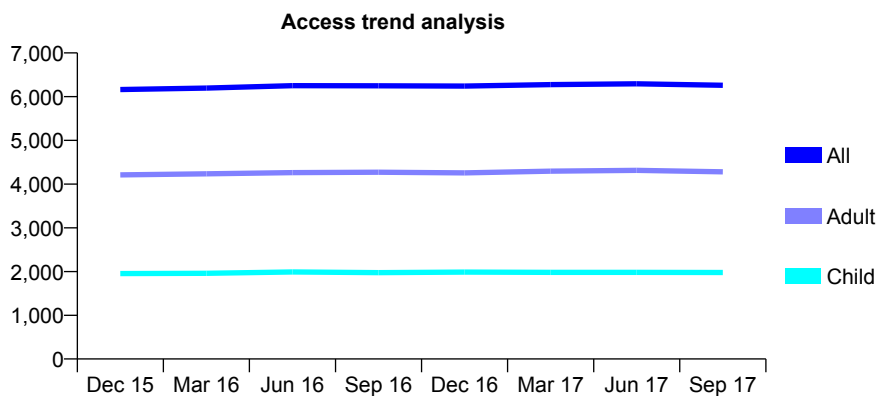
Q66 - Vital Signs At a Glance Contract Report for 101281/0062 - September 2017

Name or company name	OASIS DENTAL CARE LTD
Contract type name	GDS Contract
Purpose of contract	General
Contract start date	01/04/2006
Contract end date	

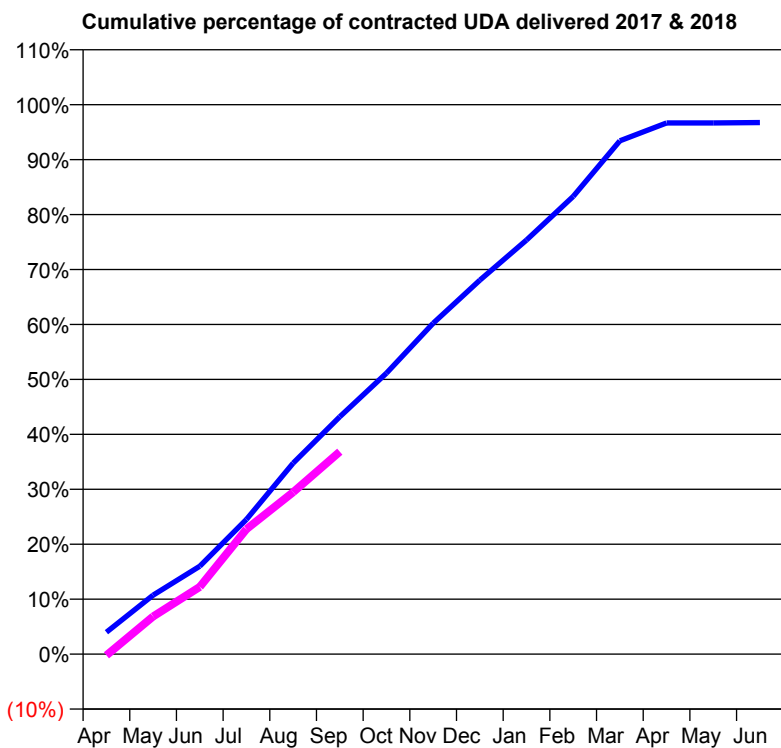
17/18 Contracted general activity (UDA)	17,010
Carry forward general activity (UDA)	553
17/18 Contracted orthodontic activity (UOA)	0
Carry forward orthodontic activity (UOA)	0
Baseline contract value	£385,899.62

ACCESS*

Patients seen in 24 months	Total	Change since previous quarter
Quarter ending September 2016	6,247	
Quarter ending December 2016	6,243	→
Quarter ending March 2017	6,277	→
Quarter ending June 2017	6,293	→
Quarter ending September 2017	6,259	→
Variance since September 2016	0.2%	→



ACTIVITY



Month	Adjusted Scheduled Activity (UDA)	
	2017	2018
April	679	-41
May	1,828	1,165
June	2,723	2,082
July	4,171	3,870
August	5,914	5,013
September	7,351	6,270
October	8,697	
November	10,245	
December	11,578	
January	12,821	
February	14,169	
March	15,889	
April	16,445	
May	16,445	
June	16,457	

QUALITY

	Quantity	Base Number	Contract	AT	Region	England
% of FP17s for the same patient ID Re-attending within 3 months - Children	75	1,557	4.8%	10.0%	11.4%	11.9%
% of FP17s for the same patient ID Re-attending within 3 months - Adults	321	2,941	10.9%	14.5%	15.7%	15.9%
% of FP17s for the same patient ID Re-attending between 3 & 9 months - Children	1,102	1,557	70.8%	59.6%	60.6%	58.1%
% of FP17s for the same patient ID Re-attending between 3 & 9 months - Adults	1,882	2,941	64.0%	51.0%	52.0%	50.6%
% of FP17s for Band 1 Urgent Courses	244	4,151	5.9%	10.3%	9.6%	9.1%
% of FP17s Relating to Free Repair or Replacements	24	4,151	0.6%	0.9%	0.7%	0.8%
% of FP17s Relating to Continuations	3	4,151	0.1%	1.1%	1.0%	1.1%
% of Patients satisfied with the dentistry they have received	5	6	N/A	91.9%	91.6%	91.4%
% of Patients satisfied with the time they had to wait for an appointment	5	6	N/A	86.7%	87.9%	87.7%

* This is based on patients treated on this contract for their most recent course of treatment. Figures in italics indicate the base number of FP17s or Patient Questionnaire responses are less than 100. N/A is shown where the base number of responses is less than 10 during the period. % is calculated as Quantity/Base number*100

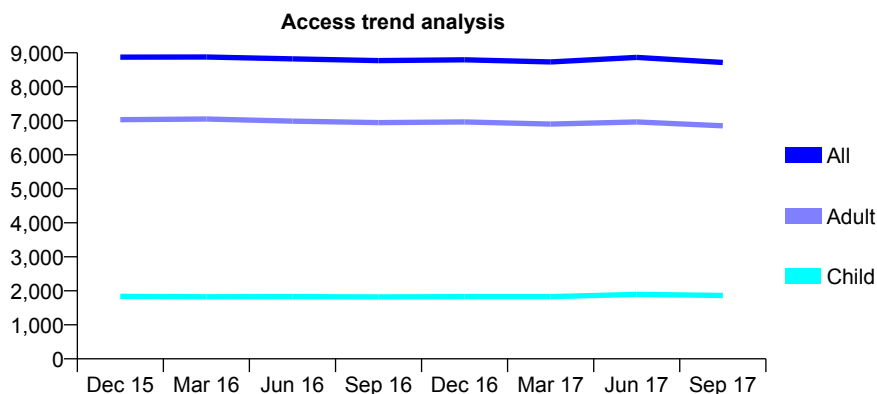
Q66 - Vital Signs At a Glance Contract Report for 101281/0165 - September 2017

Name or company name	OASIS DENTAL CARE LTD
Contract type name	GDS Contract
Purpose of contract	General
Contract start date	10/04/2007
Contract end date	

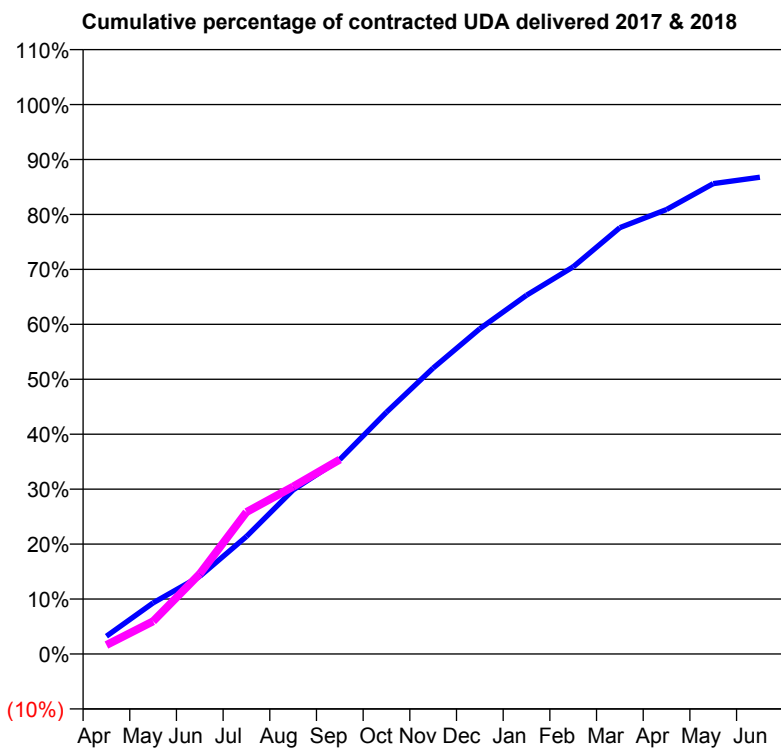
17/18 Contracted general activity (UDA)	30,000
Carry forward general activity (UDA)	0
17/18 Contracted orthodontic activity (UOA)	0
Carry forward orthodontic activity (UOA)	0
Baseline contract value	£694,601.05

ACCESS*

Patients seen in 24 months	Total	Change since previous quarter
Quarter ending September 2016	8,771	
Quarter ending December 2016	8,796	→
Quarter ending March 2017	8,733	→
Quarter ending June 2017	8,863	→
Quarter ending September 2017	8,717	↓
Variance since September 2016	(0.6%)	→



ACTIVITY



Month	Adjusted Scheduled Activity (UDA)	
	2017	2018
April	973	492
May	2,793	1,789
June	4,239	4,382
July	6,416	7,753
August	8,957	9,140
September	10,621	10,621
October	13,199	
November	15,612	
December	17,762	
January	19,587	
February	21,139	
March	23,279	
April	24,270	
May	25,678	
June	26,032	

QUALITY

	Quantity	Base Number	Contract	AT	Region	England
% of FP17s for the same patient ID Re-attending within 3 months - Children	98	1,520	6.4%	10.0%	11.4%	11.9%
% of FP17s for the same patient ID Re-attending within 3 months - Adults	686	5,174	13.3%	14.5%	15.7%	15.9%
% of FP17s for the same patient ID Re-attending between 3 & 9 months - Children	788	1,520	51.8%	59.6%	60.6%	58.1%
% of FP17s for the same patient ID Re-attending between 3 & 9 months - Adults	2,578	5,174	49.8%	51.0%	52.0%	50.6%
% of FP17s for Band 1 Urgent Courses	428	5,055	8.5%	10.3%	9.6%	9.1%
% of FP17s Relating to Free Repair or Replacements	44	5,055	0.9%	0.9%	0.7%	0.8%
% of FP17s Relating to Continuations	42	5,055	0.8%	1.1%	1.0%	1.1%
% of Patients satisfied with the dentistry they have received	24	28	85.7%	91.9%	91.6%	91.4%
% of Patients satisfied with the time they had to wait for an appointment	22	28	78.6%	86.7%	87.9%	87.7%

* This is based on patients treated on this contract for their most recent course of treatment. Figures in italics indicate the base number of FP17s or Patient Questionnaire responses are less than 100. N/A is shown where the base number of responses is less than 10 during the period. % is calculated as Quantity/Base number*100

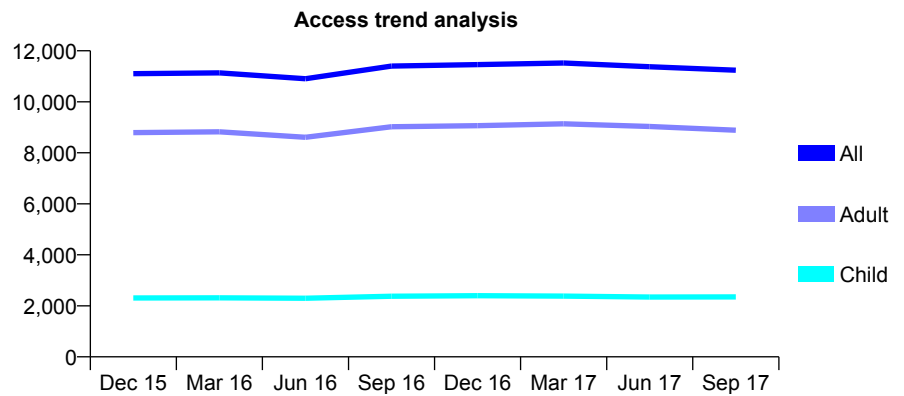
Q66 - Vital Signs At a Glance Contract Report for 101281/0169 - September 2017

Name or company name	OASIS DENTAL CARE LTD
Contract type name	GDS Contract
Purpose of contract	General
Contract start date	01/06/2007
Contract end date	

17/18 Contracted general activity (UDA)	33,000
Carry forward general activity (UDA)	-417
17/18 Contracted orthodontic activity (UOA)	0
Carry forward orthodontic activity (UOA)	0
Baseline contract value	£743,501.22

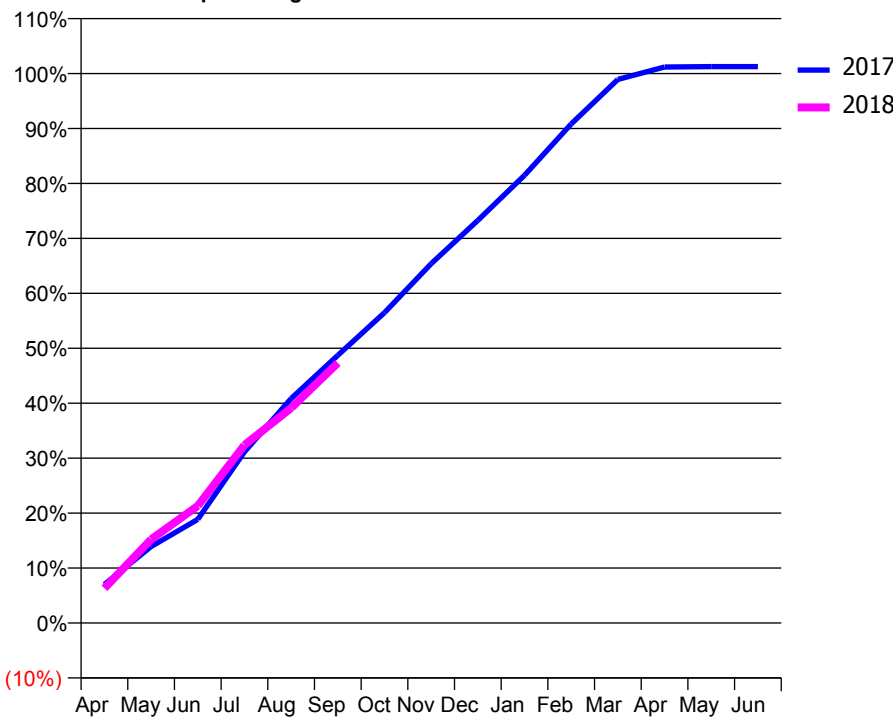
ACCESS*

Patients seen in 24 months	Total	Change since previous quarter
Quarter ending September 2016	11,399	
Quarter ending December 2016	11,460	→
Quarter ending March 2017	11,519	→
Quarter ending June 2017	11,376	↓
Quarter ending September 2017	11,240	↓
Variance since September 2016	(1.4%)	↓



ACTIVITY

Cumulative percentage of contracted UDA delivered 2017 & 2018



Month	Adjusted Scheduled Activity (UDA)	
	2017	2018
April	2,321	2,083
May	4,593	5,026
June	6,223	7,034
July	10,276	10,687
August	13,483	12,916
September	16,075	15,621
October	18,636	
November	21,580	
December	24,182	
January	26,889	
February	29,967	
March	32,642	
April	33,388	
May	33,418	
June	33,417	

QUALITY

	Quantity	Base Number	Contract	AT	Region	England
% of FP17s for the same patient ID Re-attending within 3 months - Children	124	1,875	6.6%	10.0%	11.4%	11.9%
% of FP17s for the same patient ID Re-attending within 3 months - Adults	978	6,758	14.5%	14.5%	15.7%	15.9%
% of FP17s for the same patient ID Re-attending between 3 & 9 months - Children	1,248	1,875	66.6%	59.6%	60.6%	58.1%
% of FP17s for the same patient ID Re-attending between 3 & 9 months - Adults	4,434	6,758	65.6%	51.0%	52.0%	50.6%
% of FP17s for Band 1 Urgent Courses	834	8,299	10.0%	10.3%	9.6%	9.1%
% of FP17s Relating to Free Repair or Replacements	117	8,299	1.4%	0.9%	0.7%	0.8%
% of FP17s Relating to Continuations	17	8,299	0.2%	1.1%	1.0%	1.1%
% of Patients satisfied with the dentistry they have received	24	27	88.9%	91.9%	91.6%	91.4%
% of Patients satisfied with the time they had to wait for an appointment	23	27	85.2%	86.7%	87.9%	87.7%

* This is based on patients treated on this contract for their most recent course of treatment. Figures in italics indicate the base number of FP17s or Patient Questionnaire responses are less than 100. N/A is shown where the base number of responses is less than 10 during the period. % is calculated as Quantity/Base number*100

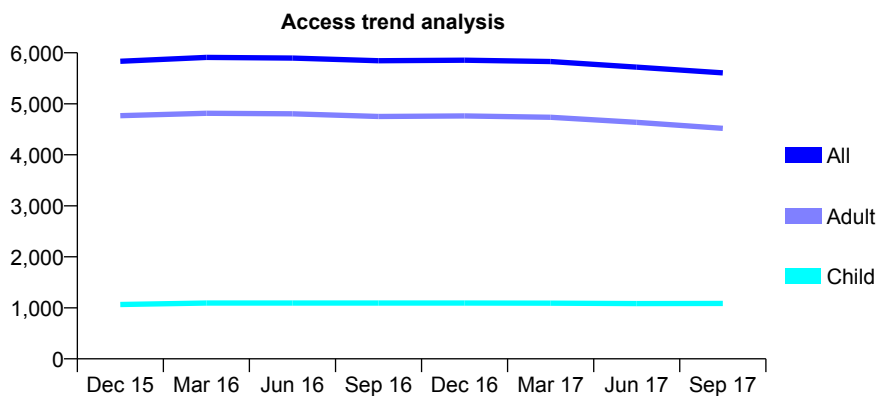
Q66 - Vital Signs At a Glance Contract Report for 101338/0027 - September 2017

Name or company name	Whitecross Dental Care Limited
Contract type name	GDS Contract
Purpose of contract	General
Contract start date	01/04/2006
Contract end date	

17/18 Contracted general activity (UDA)	19,823
Carry forward general activity (UDA)	0
17/18 Contracted orthodontic activity (UOA)	0
Carry forward orthodontic activity (UOA)	0
Baseline contract value	£578,279.79

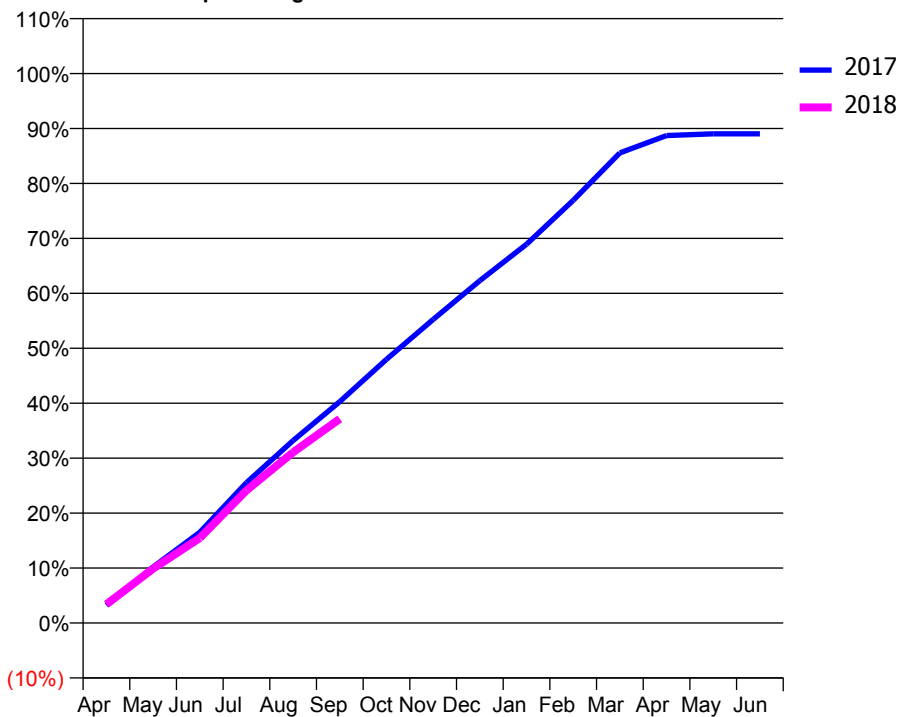
ACCESS*

Patients seen in 24 months	Total	Change since previous quarter
Quarter ending September 2016	5,844	
Quarter ending December 2016	5,855	→
Quarter ending March 2017	5,829	→
Quarter ending June 2017	5,719	↓
Quarter ending September 2017	5,606	↓
Variance since September 2016	(4.1%)	↓



ACTIVITY

Cumulative percentage of contracted UDA delivered 2017 & 2018



Month	Adjusted Scheduled Activity (UDA)	
	2017	2018
April	637	675
May	2,025	1,962
June	3,273	3,067
July	5,061	4,782
August	6,582	6,159
September	7,989	7,365
October	9,514	
November	10,949	
December	12,352	
January	13,666	
February	15,246	
March	16,960	
April	17,582	
May	17,645	
June	17,648	

QUALITY

	Quantity	Base Number	Contract	AT	Region	England
% of FP17s for the same patient ID Re-attending within 3 months - Children	44	717	6.1%	10.0%	11.4%	11.9%
% of FP17s for the same patient ID Re-attending within 3 months - Adults	497	3,123	15.9%	14.5%	15.7%	15.9%
% of FP17s for the same patient ID Re-attending between 3 & 9 months - Children	453	717	63.2%	59.6%	60.6%	58.1%
% of FP17s for the same patient ID Re-attending between 3 & 9 months - Adults	1,906	3,123	61.0%	51.0%	52.0%	50.6%
% of FP17s for Band 1 Urgent Courses	221	3,590	6.2%	10.3%	9.6%	9.1%
% of FP17s Relating to Free Repair or Replacements	22	3,590	0.6%	0.9%	0.7%	0.8%
% of FP17s Relating to Continuations	90	3,590	2.5%	1.1%	1.0%	1.1%
% of Patients satisfied with the dentistry they have received	18	18	100.0%	91.9%	91.6%	91.4%
% of Patients satisfied with the time they had to wait for an appointment	15	18	83.3%	86.7%	87.9%	87.7%

* This is based on patients treated on this contract for their most recent course of treatment. Figures in italics indicate the base number of FP17s or Patient Questionnaire responses are less than 100. N/A is shown where the base number of responses is less than 10 during the period. % is calculated as Quantity/Base number*100

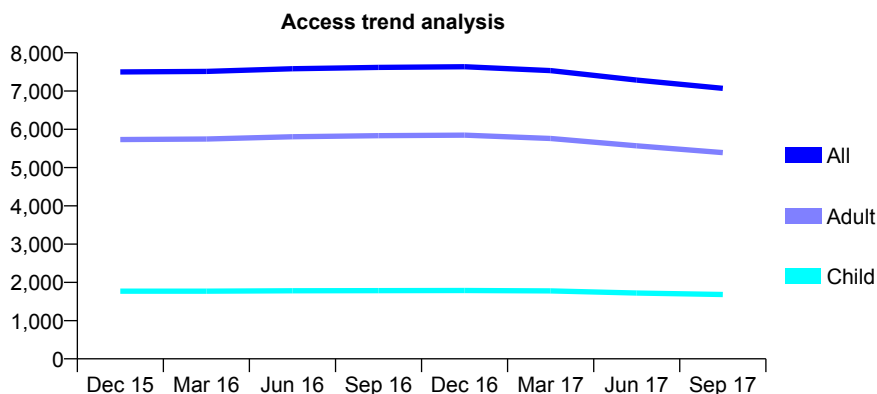
Q66 - Vital Signs At a Glance Contract Report for 101338/0077 - September 2017

Name or company name	Whitecross Dental Care Limited
Contract type name	GDS Contract
Purpose of contract	General
Contract start date	09/03/2009
Contract end date	

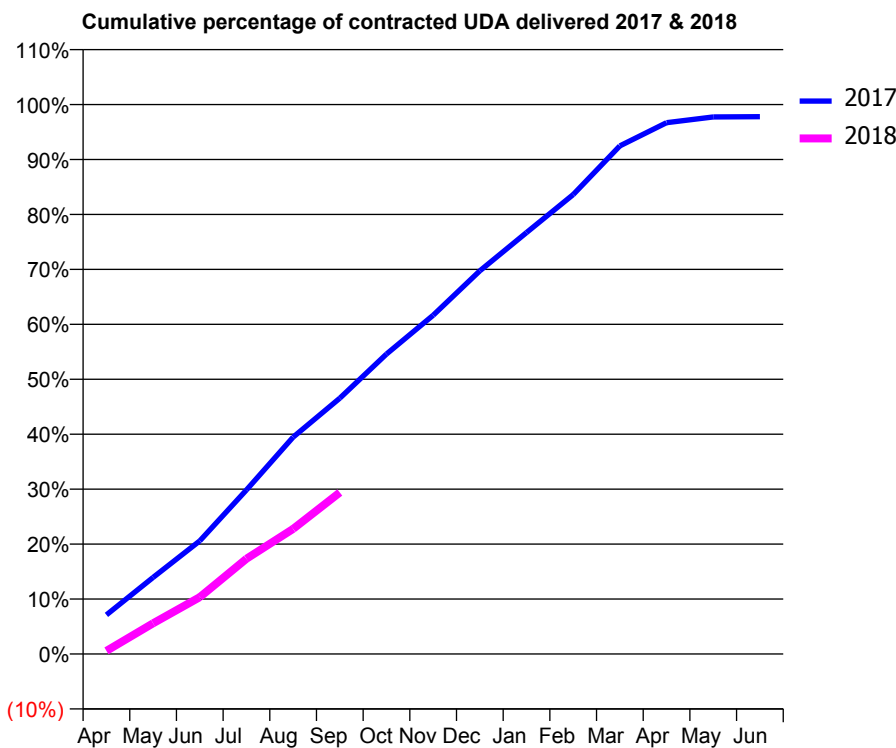
17/18 Contracted general activity (UDA)	20,500
Carry forward general activity (UDA)	453
17/18 Contracted orthodontic activity (UOA)	0
Carry forward orthodontic activity (UOA)	0
Baseline contract value	£545,943.08

ACCESS*

Patients seen in 24 months	Total	Change since previous quarter
Quarter ending September 2016	7,618	
Quarter ending December 2016	7,634	→
Quarter ending March 2017	7,536	↓
Quarter ending June 2017	7,288	↓
Quarter ending September 2017	7,071	↓
Variance since September 2016	(7.2%)	↓



ACTIVITY



Month	Adjusted Scheduled Activity (UDA)	
	2017	2018
April	1,461	117
May	2,860	1,148
June	4,223	2,123
July	6,124	3,553
August	8,093	4,670
September	9,545	6,028
October	11,188	
November	12,640	
December	14,296	
January	15,724	
February	17,142	
March	18,957	
April	19,822	
May	20,034	
June	20,047	

QUALITY

	Quantity	Base Number	Contract	AT	Region	England
% of FP17s for the same patient ID Re-attending within 3 months - Children	72	961	7.5%	10.0%	11.4%	11.9%
% of FP17s for the same patient ID Re-attending within 3 months - Adults	290	2,620	11.1%	14.5%	15.7%	15.9%
% of FP17s for the same patient ID Re-attending between 3 & 9 months - Children	370	961	38.5%	59.6%	60.6%	58.1%
% of FP17s for the same patient ID Re-attending between 3 & 9 months - Adults	927	2,620	35.4%	51.0%	52.0%	50.6%
% of FP17s for Band 1 Urgent Courses	247	3,077	8.0%	10.3%	9.6%	9.1%
% of FP17s Relating to Free Repair or Replacements	14	3,077	0.5%	0.9%	0.7%	0.8%
% of FP17s Relating to Continuations	36	3,077	1.2%	1.1%	1.0%	1.1%
% of Patients satisfied with the dentistry they have received	16	17	94.1%	91.9%	91.6%	91.4%
% of Patients satisfied with the time they had to wait for an appointment	11	17	64.7%	86.7%	87.9%	87.7%

* This is based on patients treated on this contract for their most recent course of treatment. Figures in italics indicate the base number of FP17s or Patient Questionnaire responses are less than 100. N/A is shown where the base number of responses is less than 10 during the period. % is calculated as Quantity/Base number*100

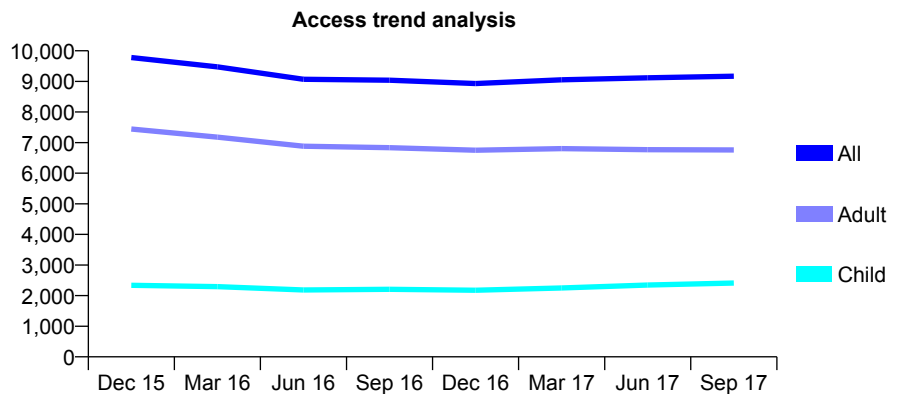
Q66 - Vital Signs At a Glance Contract Report for 101338/0078 - September 2017

Name or company name	Whitecross Dental Care Limited
Contract type name	GDS Contract
Purpose of contract	General
Contract start date	15/04/2009
Contract end date	

17/18 Contracted general activity (UDA)	32,250
Carry forward general activity (UDA)	465
17/18 Contracted orthodontic activity (UOA)	0
Carry forward orthodontic activity (UOA)	0
Baseline contract value	£736,167.19

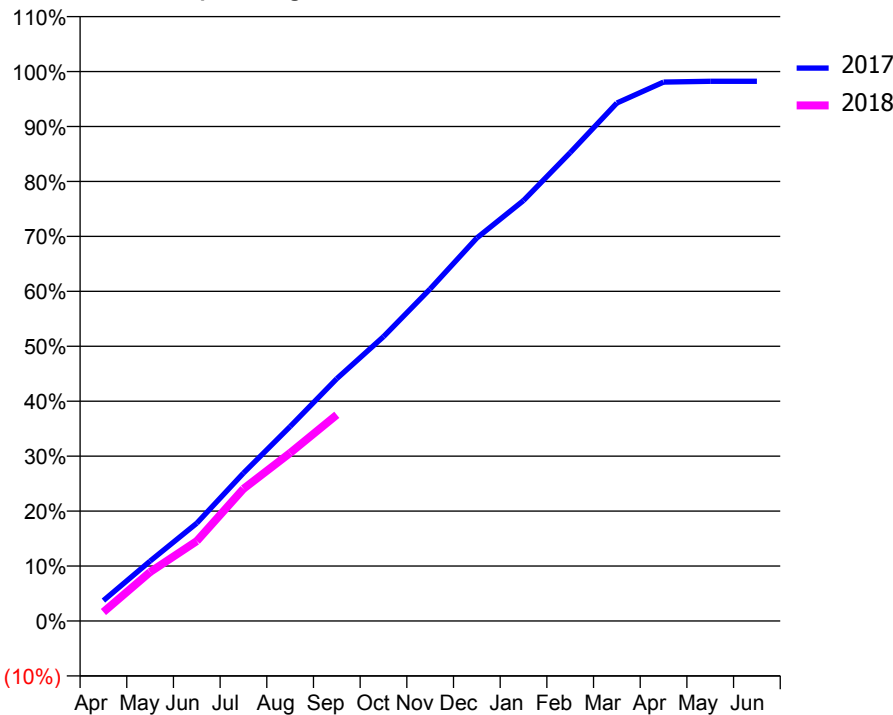
ACCESS*

Patients seen in 24 months	Total	Change since previous quarter
Quarter ending September 2016	9,040	
Quarter ending December 2016	8,930	↓
Quarter ending March 2017	9,054	→
Quarter ending June 2017	9,117	→
Quarter ending September 2017	9,172	→
Variance since September 2016	1.5%	→



ACTIVITY

Cumulative percentage of contracted UDA delivered 2017 & 2018



Month	Adjusted Scheduled Activity (UDA)	
	2017	2018
April	969	526
May	2,834	2,879
June	4,626	4,695
July	7,003	7,757
August	9,204	9,866
September	11,468	12,104
October	13,456	
November	15,714	
December	18,123	
January	19,895	
February	22,160	
March	24,507	
April	25,500	
May	25,540	
June	25,535	

QUALITY

	Quantity	Base Number	Contract	AT	Region	England
% of FP17s for the same patient ID Re-attending within 3 months - Children	69	1,841	3.7%	10.0%	11.4%	11.9%
% of FP17s for the same patient ID Re-attending within 3 months - Adults	320	4,571	7.0%	14.5%	15.7%	15.9%
% of FP17s for the same patient ID Re-attending between 3 & 9 months - Children	994	1,841	54.0%	59.6%	60.6%	58.1%
% of FP17s for the same patient ID Re-attending between 3 & 9 months - Adults	2,716	4,571	59.4%	51.0%	52.0%	50.6%
% of FP17s for Band 1 Urgent Courses	173	6,015	2.9%	10.3%	9.6%	9.1%
% of FP17s Relating to Free Repair or Replacements	25	6,015	0.4%	0.9%	0.7%	0.8%
% of FP17s Relating to Continuations	81	6,015	1.3%	1.1%	1.0%	1.1%
% of Patients satisfied with the dentistry they have received	21	21	100.0%	91.9%	91.6%	91.4%
% of Patients satisfied with the time they had to wait for an appointment	19	21	90.5%	86.7%	87.9%	87.7%

* This is based on patients treated on this contract for their most recent course of treatment. Figures in italics indicate the base number of FP17s or Patient Questionnaire responses are less than 100. N/A is shown where the base number of responses is less than 10 during the period. % is calculated as Quantity/Base number*100

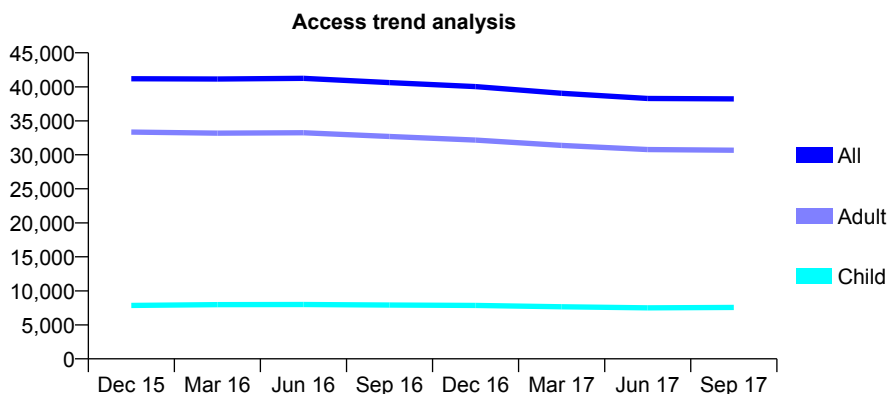
Q66 - Vital Signs At a Glance Contract Report for 101338/0084 - September 2017

Name or company name	Whitecross Dental Care Limited
Contract type name	GDS Contract
Purpose of contract	General
Contract start date	01/04/2009
Contract end date	

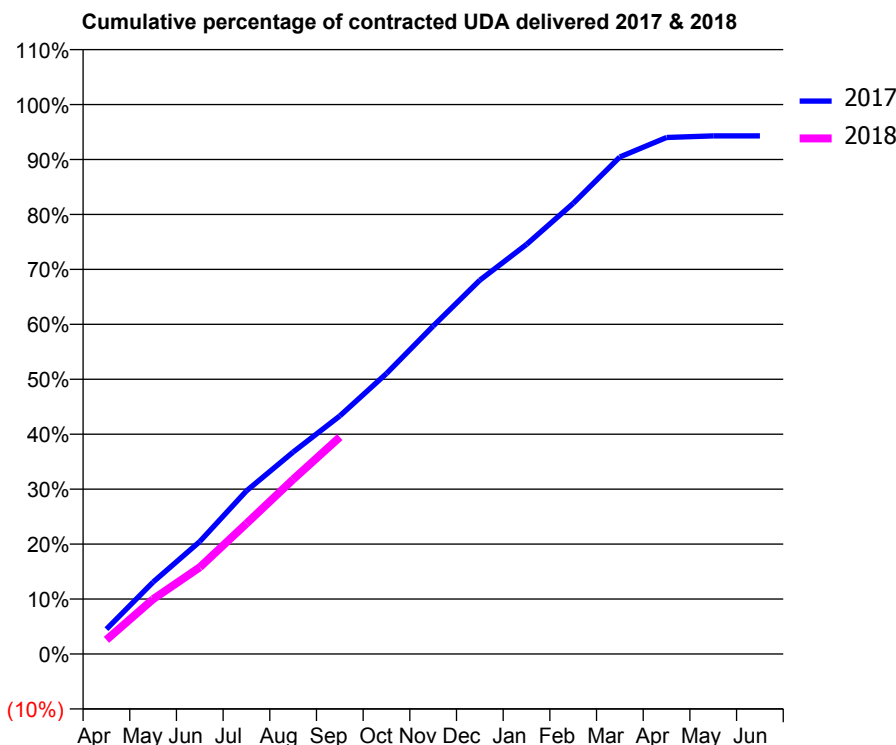
17/18 Contracted general activity (UDA)	127,501
Carry forward general activity (UDA)	0
17/18 Contracted orthodontic activity (UOA)	0
Carry forward orthodontic activity (UOA)	0
Baseline contract value	£3,380,309.73

ACCESS*

Patients seen in 24 months	Total	Change since previous quarter
Quarter ending September 2016	40,613	
Quarter ending December 2016	40,021	↓
Quarter ending March 2017	39,041	↓
Quarter ending June 2017	38,279	↓
Quarter ending September 2017	38,235	→
Variance since September 2016	(5.9%)	↓



ACTIVITY



Month	Adjusted Scheduled Activity (UDA)	
	2017	2018
April	5,549	3,303
May	16,047	12,724
June	25,054	20,130
July	36,370	30,280
August	45,009	40,524
September	53,077	50,329
October	62,514	
November	73,089	
December	83,305	
January	91,273	
February	100,436	
March	110,782	
April	115,116	
May	115,474	
June	115,481	

QUALITY

	Quantity	Base Number	Contract	AT	Region	England
% of FP17s for the same patient ID Re-attending within 3 months - Children	267	5,252	5.1%	10.0%	11.4%	11.9%
% of FP17s for the same patient ID Re-attending within 3 months - Adults	2,671	20,470	13.0%	14.5%	15.7%	15.9%
% of FP17s for the same patient ID Re-attending between 3 & 9 months - Children	3,065	5,252	58.4%	59.6%	60.6%	58.1%
% of FP17s for the same patient ID Re-attending between 3 & 9 months - Adults	10,653	20,470	52.0%	51.0%	52.0%	50.6%
% of FP17s for Band 1 Urgent Courses	2,396	23,632	10.1%	10.3%	9.6%	9.1%
% of FP17s Relating to Free Repair or Replacements	138	23,632	0.6%	0.9%	0.7%	0.8%
% of FP17s Relating to Continuations	385	23,632	1.6%	1.1%	1.0%	1.1%
% of Patients satisfied with the dentistry they have received	102	112	91.1%	91.9%	91.6%	91.4%
% of Patients satisfied with the time they had to wait for an appointment	91	112	81.3%	86.7%	87.9%	87.7%

* This is based on patients treated on this contract for their most recent course of treatment. Figures in italics indicate the base number of FP17s or Patient Questionnaire responses are less than 100. N/A is shown where the base number of responses is less than 10 during the period. % is calculated as Quantity/Base number*100

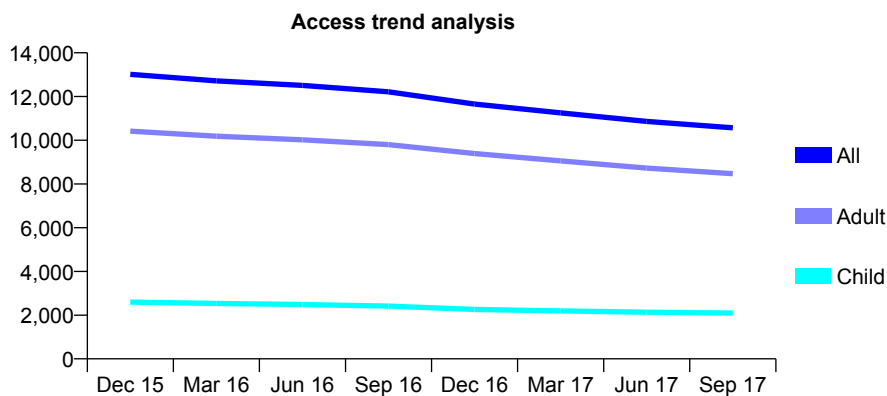
Q66 - Vital Signs At a Glance Contract Report for 101338/0131 - September 2017

Name or company name	Whitecross Dental Care Limited
Contract type name	GDS Contract
Purpose of contract	General
Contract start date	01/04/2011
Contract end date	

17/18 Contracted general activity (UDA)	31,511
Carry forward general activity (UDA)	-564
17/18 Contracted orthodontic activity (UOA)	0
Carry forward orthodontic activity (UOA)	0
Baseline contract value	£879,008.79

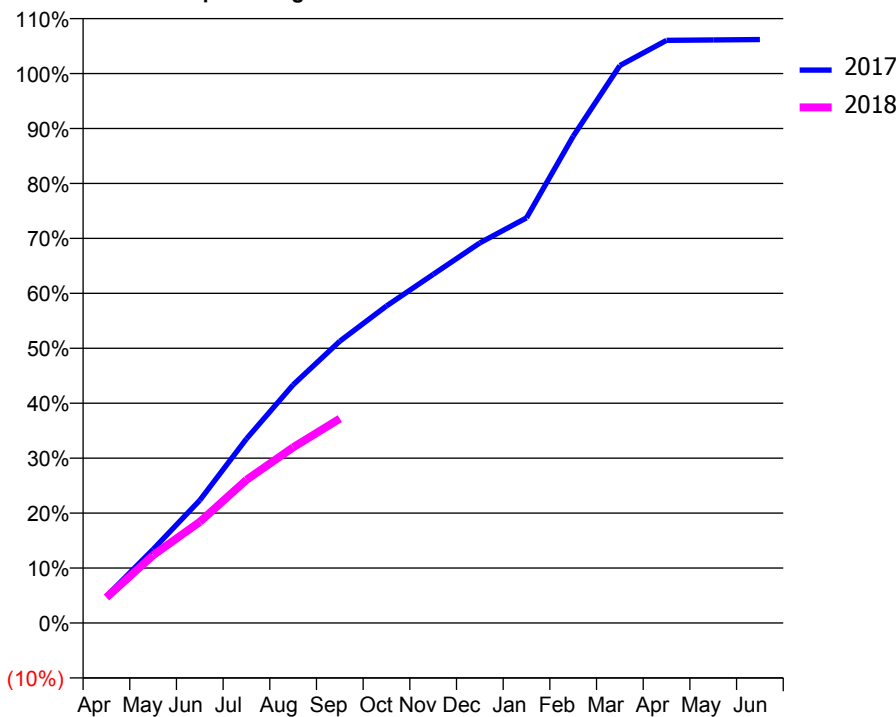
ACCESS*

Patients seen in 24 months	Total	Change since previous quarter
Quarter ending September 2016	12,215	
Quarter ending December 2016	11,654	↓
Quarter ending March 2017	11,253	↓
Quarter ending June 2017	10,863	↓
Quarter ending September 2017	10,567	↓
Variance since September 2016	(13.5%)	↓



ACTIVITY

Cumulative percentage of contracted UDA delivered 2017 & 2018



Month	Adjusted Scheduled Activity (UDA)	
	2017	2018
April	1,375	1,465
May	3,778	3,887
June	6,298	5,802
July	9,453	8,212
August	12,226	10,073
September	14,463	11,720
October	16,269	
November	17,886	
December	19,506	
January	20,791	
February	24,975	
March	28,603	
April	29,896	
May	29,917	
June	29,939	

QUALITY

	Quantity	Base Number	Contract	AT	Region	England
% of FP17s for the same patient ID Re-attending within 3 months - Children	67	1,373	4.9%	10.0%	11.4%	11.9%
% of FP17s for the same patient ID Re-attending within 3 months - Adults	633	5,095	12.4%	14.5%	15.7%	15.9%
% of FP17s for the same patient ID Re-attending between 3 & 9 months - Children	795	1,373	57.9%	59.6%	60.6%	58.1%
% of FP17s for the same patient ID Re-attending between 3 & 9 months - Adults	2,794	5,095	54.8%	51.0%	52.0%	50.6%
% of FP17s for Band 1 Urgent Courses	368	5,711	6.4%	10.3%	9.6%	9.1%
% of FP17s Relating to Free Repair or Replacements	45	5,711	0.8%	0.9%	0.7%	0.8%
% of FP17s Relating to Continuations	82	5,711	1.4%	1.1%	1.0%	1.1%
% of Patients satisfied with the dentistry they have received	24	27	88.9%	91.9%	91.6%	91.4%
% of Patients satisfied with the time they had to wait for an appointment	21	27	77.8%	86.7%	87.9%	87.7%

* This is based on patients treated on this contract for their most recent course of treatment. Figures in italics indicate the base number of FP17s or Patient Questionnaire responses are less than 100. N/A is shown where the base number of responses is less than 10 during the period. % is calculated as Quantity/Base number*100

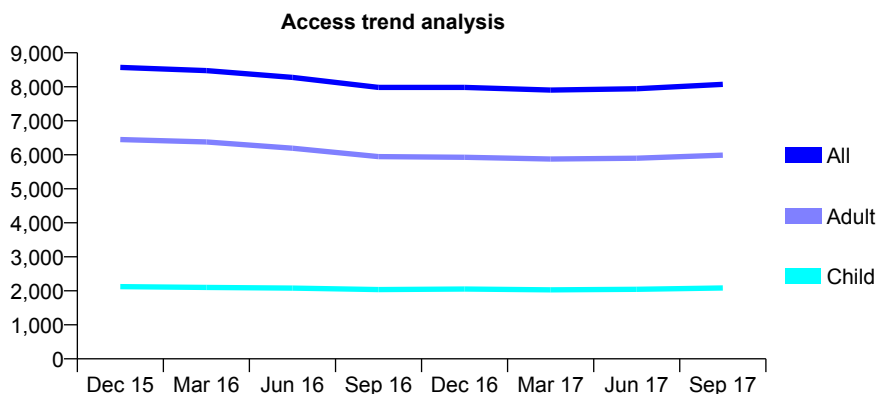
Q66 - Vital Signs At a Glance Contract Report for 101338/0144 - September 2017

Name or company name	Whitecross Dental Care Limited
Contract type name	GDS Contract
Purpose of contract	General
Contract start date	01/10/2012
Contract end date	

17/18 Contracted general activity (UDA)	24,078
Carry forward general activity (UDA)	0
17/18 Contracted orthodontic activity (UOA)	0
Carry forward orthodontic activity (UOA)	0
Baseline contract value	£581,128.03

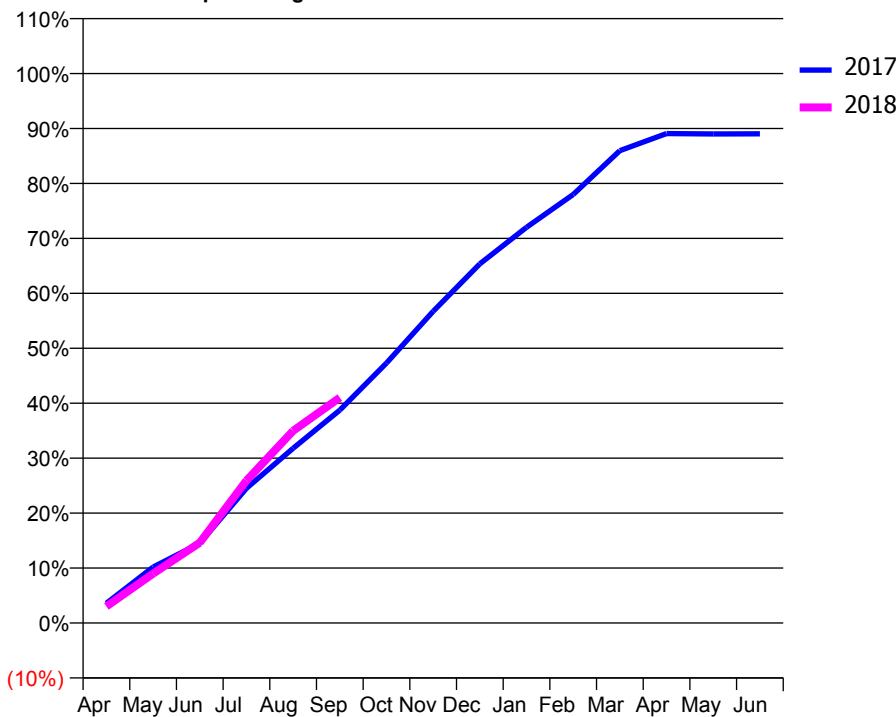
ACCESS*

Patients seen in 24 months	Total	Change since previous quarter
Quarter ending September 2016	7,983	
Quarter ending December 2016	7,982	→
Quarter ending March 2017	7,905	→
Quarter ending June 2017	7,944	→
Quarter ending September 2017	8,074	→
Variance since September 2016	1.1%	→



ACTIVITY

Cumulative percentage of contracted UDA delivered 2017 & 2018



Month	Adjusted Scheduled Activity (UDA)	
	2017	2018
April	870	729
May	2,454	2,167
June	3,499	3,521
July	5,906	6,244
August	7,657	8,422
September	9,328	9,875
October	11,390	
November	13,656	
December	15,738	
January	17,338	
February	18,779	
March	20,702	
April	21,444	
May	21,427	
June	21,436	

QUALITY

	Quantity	Base Number	Contract	AT	Region	England
% of FP17s for the same patient ID Re-attending within 3 months - Children	76	1,535	5.0%	10.0%	11.4%	11.9%
% of FP17s for the same patient ID Re-attending within 3 months - Adults	419	3,499	12.0%	14.5%	15.7%	15.9%
% of FP17s for the same patient ID Re-attending between 3 & 9 months - Children	895	1,535	58.3%	59.6%	60.6%	58.1%
% of FP17s for the same patient ID Re-attending between 3 & 9 months - Adults	1,320	3,499	37.7%	51.0%	52.0%	50.6%
% of FP17s for Band 1 Urgent Courses	386	4,780	8.1%	10.3%	9.6%	9.1%
% of FP17s Relating to Free Repair or Replacements	44	4,780	0.9%	0.9%	0.7%	0.8%
% of FP17s Relating to Continuations	58	4,780	1.2%	1.1%	1.0%	1.1%
% of Patients satisfied with the dentistry they have received	18	18	100.0%	91.9%	91.6%	91.4%
% of Patients satisfied with the time they had to wait for an appointment	17	18	94.4%	86.7%	87.9%	87.7%

* This is based on patients treated on this contract for their most recent course of treatment. Figures in italics indicate the base number of FP17s or Patient Questionnaire responses are less than 100. N/A is shown where the base number of responses is less than 10 during the period. % is calculated as Quantity/Base number*100

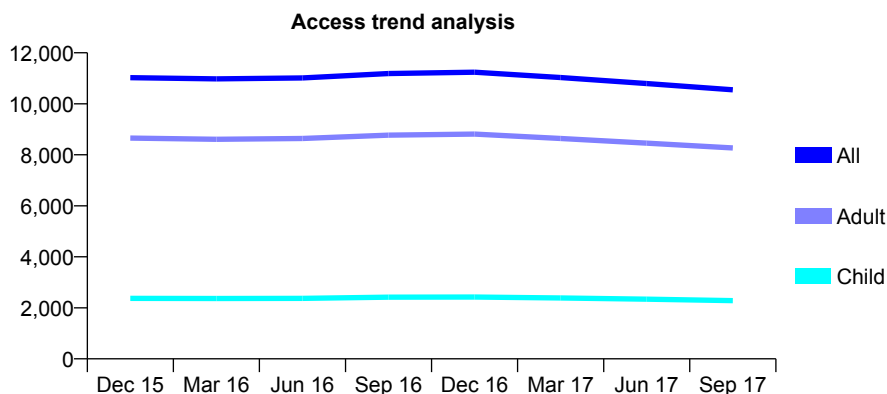
Q66 - Vital Signs At a Glance Contract Report for 101338/0145 - September 2017

Name or company name	Whitecross Dental Care Limited
Contract type name	GDS Contract
Purpose of contract	General
Contract start date	01/10/2012
Contract end date	

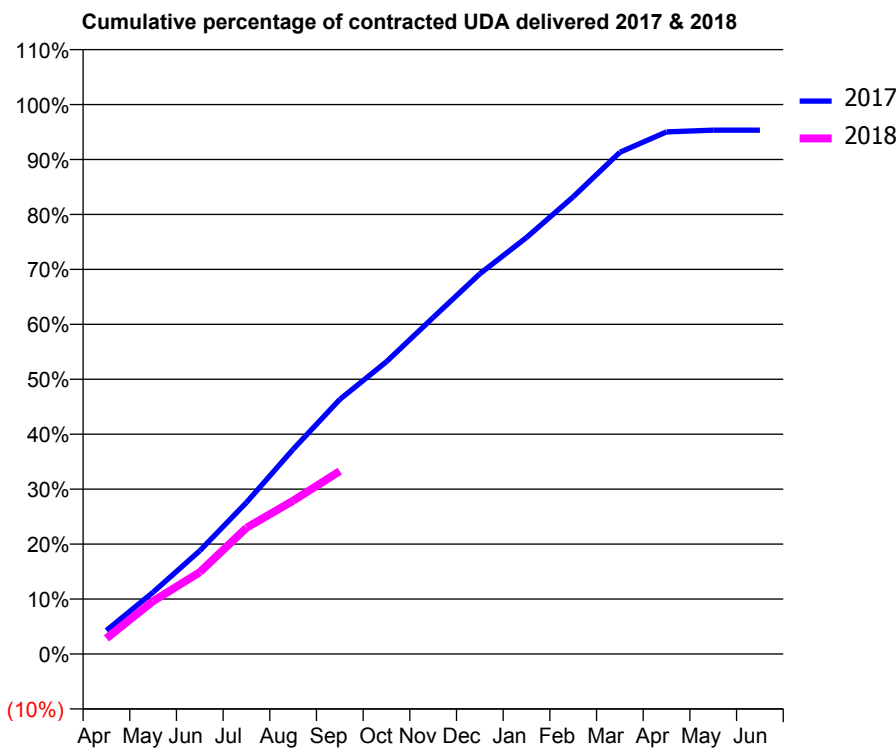
17/18 Contracted general activity (UDA)	33,365
Carry forward general activity (UDA)	0
17/18 Contracted orthodontic activity (UOA)	0
Carry forward orthodontic activity (UOA)	0
Baseline contract value	£805,268.74

ACCESS*

Patients seen in 24 months	Total	Change since previous quarter
Quarter ending September 2016	11,188	
Quarter ending December 2016	11,238	→
Quarter ending March 2017	11,030	↓
Quarter ending June 2017	10,794	↓
Quarter ending September 2017	10,548	↓
Variance since September 2016	(5.7%)	↓



ACTIVITY



Month	Adjusted Scheduled Activity (UDA)	
	2017	2018
April	1,428	953
May	3,756	3,208
June	6,268	4,965
July	9,201	7,666
August	12,435	9,307
September	15,462	11,106
October	17,754	
November	20,433	
December	23,088	
January	25,291	
February	27,761	
March	30,464	
April	31,703	
May	31,808	
June	31,805	

QUALITY

	Quantity	Base Number	Contract	AT	Region	England
% of FP17s for the same patient ID Re-attending within 3 months - Children	62	1,451	4.3%	10.0%	11.4%	11.9%
% of FP17s for the same patient ID Re-attending within 3 months - Adults	463	4,827	9.6%	14.5%	15.7%	15.9%
% of FP17s for the same patient ID Re-attending between 3 & 9 months - Children	944	1,451	65.1%	59.6%	60.6%	58.1%
% of FP17s for the same patient ID Re-attending between 3 & 9 months - Adults	2,511	4,827	52.0%	51.0%	52.0%	50.6%
% of FP17s for Band 1 Urgent Courses	258	5,669	4.6%	10.3%	9.6%	9.1%
% of FP17s Relating to Free Repair or Replacements	38	5,669	0.7%	0.9%	0.7%	0.8%
% of FP17s Relating to Continuations	95	5,669	1.7%	1.1%	1.0%	1.1%
% of Patients satisfied with the dentistry they have received	30	34	88.2%	91.9%	91.6%	91.4%
% of Patients satisfied with the time they had to wait for an appointment	27	34	79.4%	86.7%	87.9%	87.7%

* This is based on patients treated on this contract for their most recent course of treatment. Figures in italics indicate the base number of FP17s or Patient Questionnaire responses are less than 100. N/A is shown where the base number of responses is less than 10 during the period. % is calculated as Quantity/Base number*100

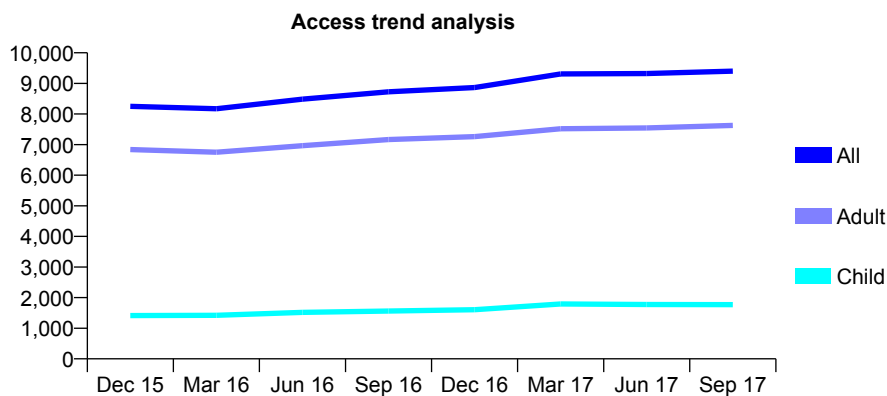
Q66 - Vital Signs At a Glance Contract Report for 101370/0025 - September 2017

Name or company name	Whitecross Dental Care Limited
Contract type name	Pilot Contract
Purpose of contract	General
Contract start date	01/04/2006
Contract end date	

17/18 Contracted general activity (UDA)	38,464
Carry forward general activity (UDA)	0
17/18 Contracted orthodontic activity (UOA)	0
Carry forward orthodontic activity (UOA)	0
Baseline contract value	£987,156.40

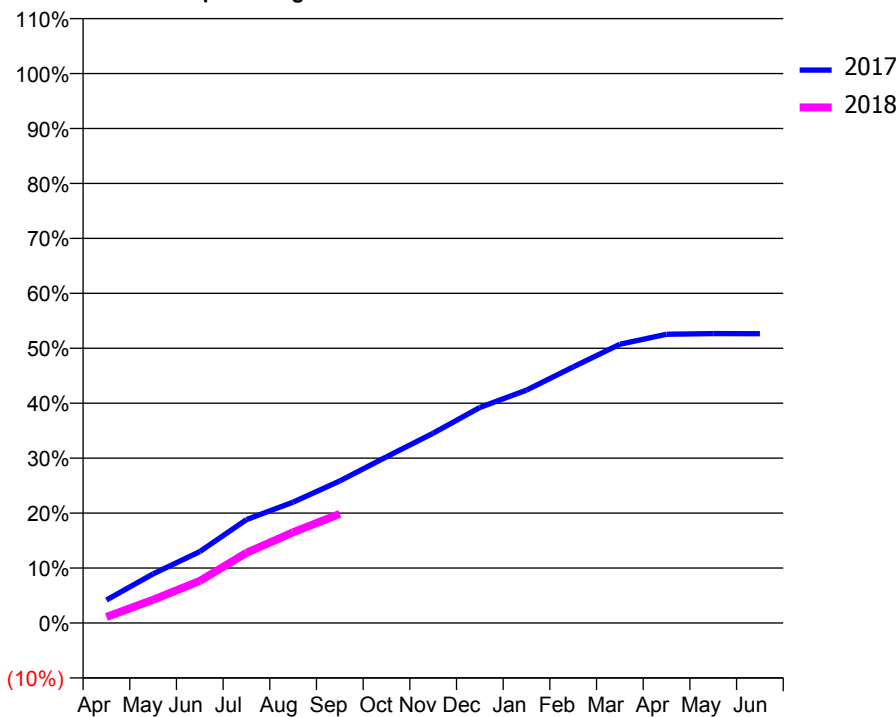
ACCESS*

Patients seen in 24 months	Total	Change since previous quarter
Quarter ending September 2016	8,726	
Quarter ending December 2016	8,867	→
Quarter ending March 2017	9,311	↑
Quarter ending June 2017	9,321	→
Quarter ending September 2017	9,399	→
Variance since September 2016	7.7%	↑



ACTIVITY

Cumulative percentage of contracted UDA delivered 2017 & 2018



Month	Adjusted Scheduled Activity (UDA)	
	2017	2018
April	1,613	426
May	3,437	1,628
June	4,995	2,941
July	7,236	4,910
August	8,466	6,350
September	9,946	7,640
October	11,632	
November	13,287	
December	15,093	
January	16,305	
February	17,923	
March	19,517	
April	20,213	
May	20,261	
June	20,252	

QUALITY

	Quantity	Base Number	Contract	AT	Region	England
% of FP17s for the same patient ID Re-attending within 3 months - Children	31	736	4.2%	10.0%	11.4%	11.9%
% of FP17s for the same patient ID Re-attending within 3 months - Adults	236	3,231	7.3%	14.5%	15.7%	15.9%
% of FP17s for the same patient ID Re-attending between 3 & 9 months - Children	230	736	31.3%	59.6%	60.6%	58.1%
% of FP17s for the same patient ID Re-attending between 3 & 9 months - Adults	846	3,231	26.2%	51.0%	52.0%	50.6%
% of FP17s for Band 1 Urgent Courses	294	3,559	8.3%	10.3%	9.6%	9.1%
% of FP17s Relating to Free Repair or Replacements	3	3,559	0.1%	0.9%	0.7%	0.8%
% of FP17s Relating to Continuations	26	3,559	0.7%	1.1%	1.0%	1.1%
% of Patients satisfied with the dentistry they have received	20	20	100.0%	91.9%	91.6%	91.4%
% of Patients satisfied with the time they had to wait for an appointment	10	20	50.0%	86.7%	87.9%	87.7%

* This is based on patients treated on this contract for their most recent course of treatment. Figures in italics indicate the base number of FP17s or Patient Questionnaire responses are less than 100. N/A is shown where the base number of responses is less than 10 during the period. % is calculated as Quantity/Base number*100

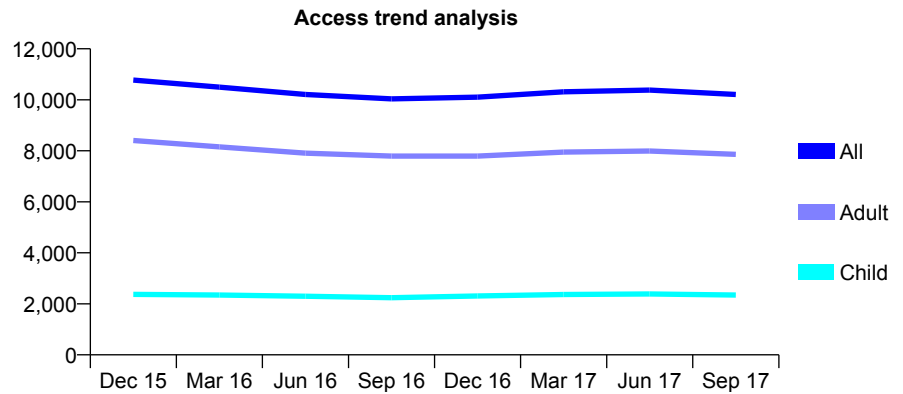
Q66 - Vital Signs At a Glance Contract Report for 101370/0026 - September 2017

Name or company name	Petrie Tucker and Partners Ltd
Contract type name	GDS Contract
Purpose of contract	General
Contract start date	01/04/2006
Contract end date	

17/18 Contracted general activity (UDA)	36,746
Carry forward general activity (UDA)	521
17/18 Contracted orthodontic activity (UOA)	0
Carry forward orthodontic activity (UOA)	0
Baseline contract value	£1,074,678.82

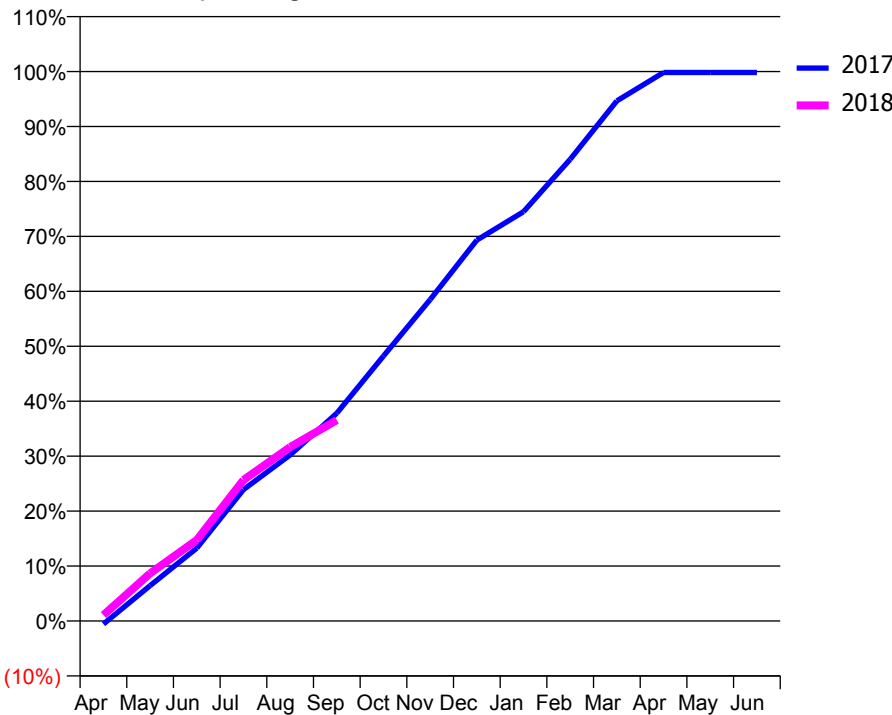
ACCESS*

Patients seen in 24 months	Total	Change since previous quarter
Quarter ending September 2016	10,036	
Quarter ending December 2016	10,103	→
Quarter ending March 2017	10,315	↑
Quarter ending June 2017	10,380	→
Quarter ending September 2017	10,207	↓
Variance since September 2016	1.7%	→



ACTIVITY

Cumulative percentage of contracted UDA delivered 2017 & 2018



Month	Adjusted Scheduled Activity (UDA)	
	2017	2018
April	-185	397
May	2,100	3,185
June	4,324	5,414
July	7,802	9,427
August	9,858	11,632
September	12,336	13,437
October	15,729	
November	19,083	
December	22,612	
January	24,301	
February	27,411	
March	30,873	
April	32,559	
May	32,565	
June	32,563	

QUALITY

	Quantity	Base Number	Contract	AT	Region	England
% of FP17s for the same patient ID Re-attending within 3 months - Children	106	1,584	6.7%	10.0%	11.4%	11.9%
% of FP17s for the same patient ID Re-attending within 3 months - Adults	564	4,707	12.0%	14.5%	15.7%	15.9%
% of FP17s for the same patient ID Re-attending between 3 & 9 months - Children	976	1,584	61.6%	59.6%	60.6%	58.1%
% of FP17s for the same patient ID Re-attending between 3 & 9 months - Adults	2,112	4,707	44.9%	51.0%	52.0%	50.6%
% of FP17s for Band 1 Urgent Courses	428	5,857	7.3%	10.3%	9.6%	9.1%
% of FP17s Relating to Free Repair or Replacements	51	5,857	0.9%	0.9%	0.7%	0.8%
% of FP17s Relating to Continuations	137	5,857	2.3%	1.1%	1.0%	1.1%
% of Patients satisfied with the dentistry they have received	53	61	86.9%	91.9%	91.6%	91.4%
% of Patients satisfied with the time they had to wait for an appointment	49	61	80.3%	86.7%	87.9%	87.7%

* This is based on patients treated on this contract for their most recent course of treatment. Figures in italics indicate the base number of FP17s or Patient Questionnaire responses are less than 100. N/A is shown where the base number of responses is less than 10 during the period. % is calculated as Quantity/Base number*100

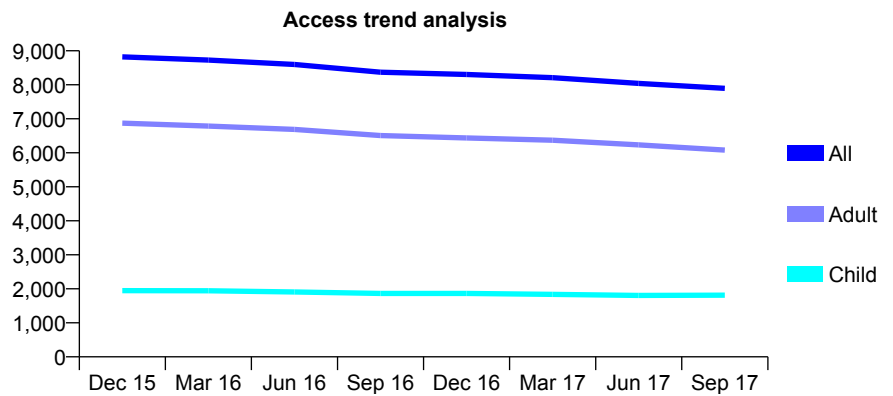
Q66 - Vital Signs At a Glance Contract Report for 101370/0027 - September 2017

Name or company name	Whitecross Dental Care Limited
Contract type name	GDS Contract
Purpose of contract	General
Contract start date	01/04/2006
Contract end date	

17/18 Contracted general activity (UDA)	23,302
Carry forward general activity (UDA)	832
17/18 Contracted orthodontic activity (UOA)	0
Carry forward orthodontic activity (UOA)	0
Baseline contract value	£705,948.04

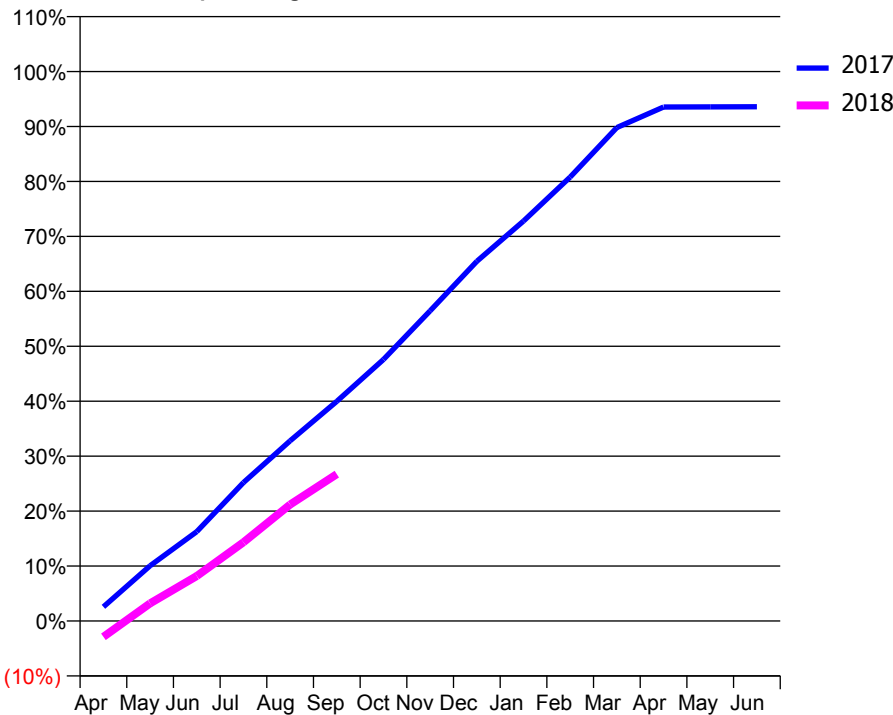
ACCESS*

Patients seen in 24 months	Total	Change since previous quarter
Quarter ending September 2016	8,372	
Quarter ending December 2016	8,304	→
Quarter ending March 2017	8,208	↓
Quarter ending June 2017	8,042	↓
Quarter ending September 2017	7,896	↓
Variance since September 2016	(5.7%)	↓



ACTIVITY

Cumulative percentage of contracted UDA delivered 2017 & 2018



Month	Adjusted Scheduled Activity (UDA)	
	2017	2018
April	538	-674
May	2,097	747
June	3,390	1,910
July	5,253	3,340
August	6,838	4,941
September	8,331	6,228
October	9,923	
November	11,770	
December	13,644	
January	15,172	
February	16,842	
March	18,717	
April	19,499	
May	19,501	
June	19,506	

QUALITY

	Quantity	Base Number	Contract	AT	Region	England
% of FP17s for the same patient ID Re-attending within 3 months - Children	70	1,123	6.2%	10.0%	11.4%	11.9%
% of FP17s for the same patient ID Re-attending within 3 months - Adults	392	3,103	12.6%	14.5%	15.7%	15.9%
% of FP17s for the same patient ID Re-attending between 3 & 9 months - Children	603	1,123	53.7%	59.6%	60.6%	58.1%
% of FP17s for the same patient ID Re-attending between 3 & 9 months - Adults	1,127	3,103	36.3%	51.0%	52.0%	50.6%
% of FP17s for Band 1 Urgent Courses	379	3,873	9.8%	10.3%	9.6%	9.1%
% of FP17s Relating to Free Repair or Replacements	24	3,873	0.6%	0.9%	0.7%	0.8%
% of FP17s Relating to Continuations	51	3,873	1.3%	1.1%	1.0%	1.1%
% of Patients satisfied with the dentistry they have received	11	14	78.6%	91.9%	91.6%	91.4%
% of Patients satisfied with the time they had to wait for an appointment	13	14	92.9%	86.7%	87.9%	87.7%

* This is based on patients treated on this contract for their most recent course of treatment. Figures in italics indicate the base number of FP17s or Patient Questionnaire responses are less than 100. N/A is shown where the base number of responses is less than 10 during the period. % is calculated as Quantity/Base number*100

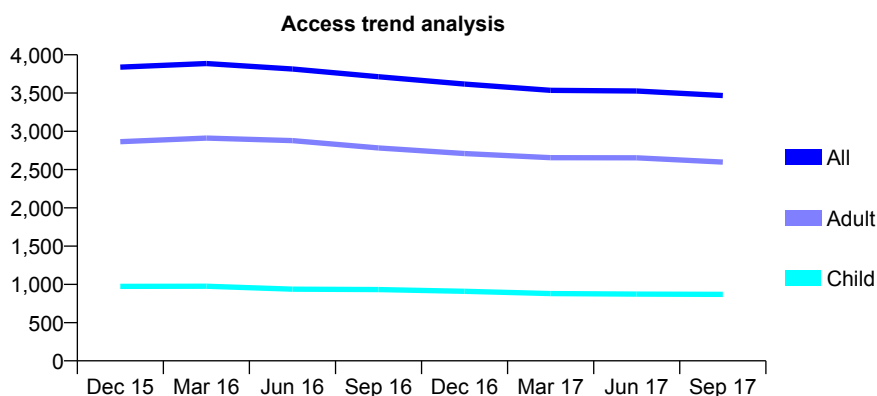
Q66 - Vital Signs At a Glance Contract Report for 101370/0058 - September 2017

Name or company name	Petrie Tucker and Partners Ltd
Contract type name	GDS Contract
Purpose of contract	General
Contract start date	01/04/2006
Contract end date	

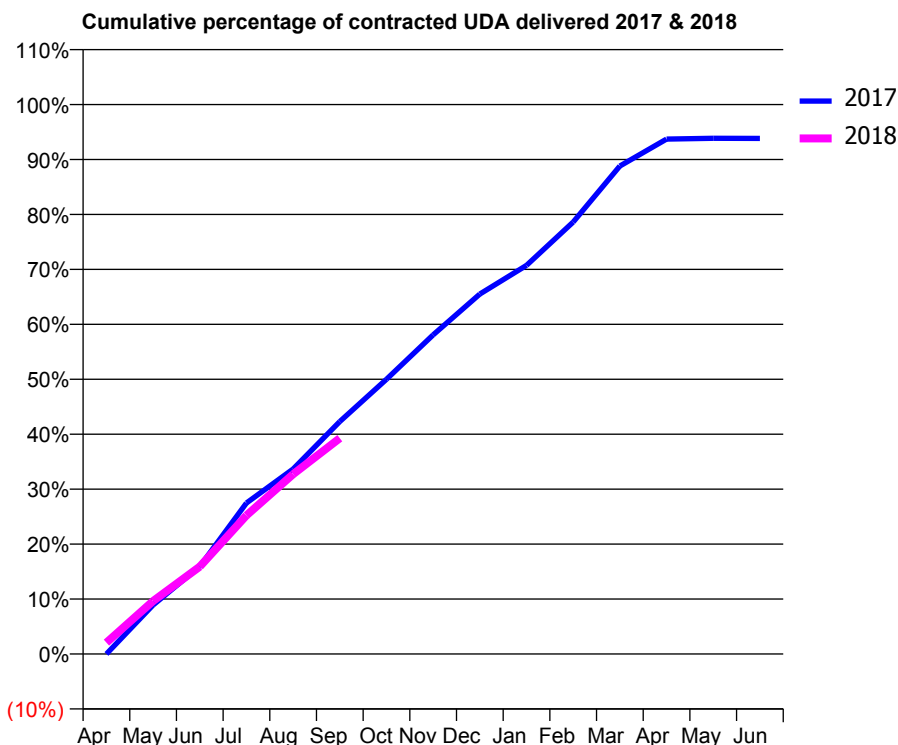
17/18 Contracted general activity (UDA)	11,395
Carry forward general activity (UDA)	0
17/18 Contracted orthodontic activity (UOA)	0
Carry forward orthodontic activity (UOA)	0
Baseline contract value	£328,984.72

ACCESS*

Patients seen in 24 months	Total	Change since previous quarter
Quarter ending September 2016	3,713	
Quarter ending December 2016	3,618	↓
Quarter ending March 2017	3,536	↓
Quarter ending June 2017	3,527	→
Quarter ending September 2017	3,467	↓
Variance since September 2016	(6.6%)	↓



ACTIVITY



Month	Adjusted Scheduled Activity (UDA)	
	2017	2018
April	0	237
May	1,018	1,098
June	1,816	1,813
July	3,132	2,874
August	3,837	3,730
September	4,821	4,474
October	5,697	
November	6,620	
December	7,464	
January	8,058	
February	8,959	
March	10,118	
April	10,677	
May	10,694	
June	10,691	

QUALITY

	Quantity	Base Number	Contract	AT	Region	England
% of FP17s for the same patient ID Re-attending within 3 months - Children	21	546	3.8%	10.0%	11.4%	11.9%
% of FP17s for the same patient ID Re-attending within 3 months - Adults	213	1,555	13.7%	14.5%	15.7%	15.9%
% of FP17s for the same patient ID Re-attending between 3 & 9 months - Children	263	546	48.2%	59.6%	60.6%	58.1%
% of FP17s for the same patient ID Re-attending between 3 & 9 months - Adults	727	1,555	46.8%	51.0%	52.0%	50.6%
% of FP17s for Band 1 Urgent Courses	116	1,943	6.0%	10.3%	9.6%	9.1%
% of FP17s Relating to Free Repair or Replacements	9	1,943	0.5%	0.9%	0.7%	0.8%
% of FP17s Relating to Continuations	48	1,943	2.5%	1.1%	1.0%	1.1%
% of Patients satisfied with the dentistry they have received	5	5	N/A	91.9%	91.6%	91.4%
% of Patients satisfied with the time they had to wait for an appointment	5	5	N/A	86.7%	87.9%	87.7%

* This is based on patients treated on this contract for their most recent course of treatment. Figures in italics indicate the base number of FP17s or Patient Questionnaire responses are less than 100. N/A is shown where the base number of responses is less than 10 during the period. % is calculated as Quantity/Base number*100

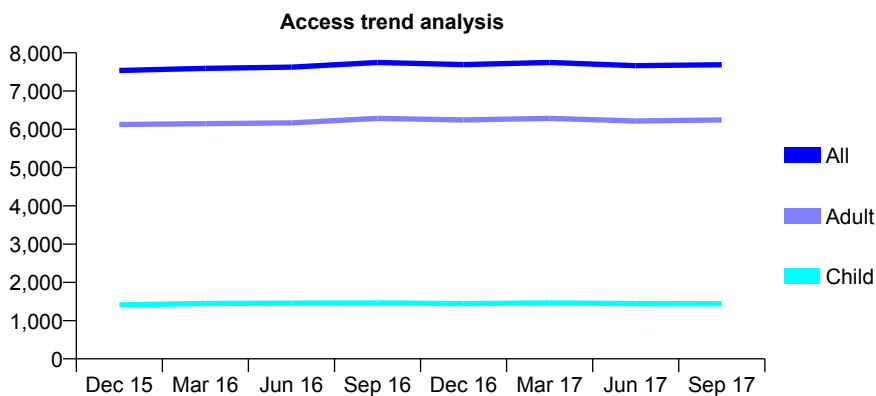
Q66 - Vital Signs At a Glance Contract Report for 101370/0072 - September 2017

Name or company name	Whitecross Dental Care Limited
Contract type name	GDS Contract
Purpose of contract	General
Contract start date	01/07/2006
Contract end date	

17/18 Contracted general activity (UDA)	25,934
Carry forward general activity (UDA)	-129
17/18 Contracted orthodontic activity (UOA)	0
Carry forward orthodontic activity (UOA)	0
Baseline contract value	£772,424.36

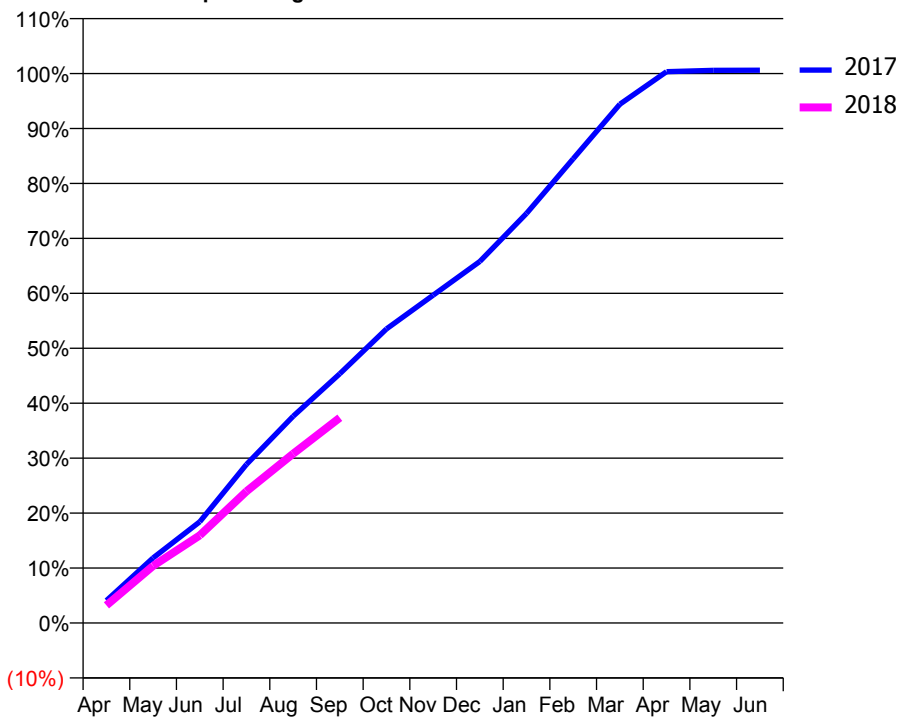
ACCESS*

Patients seen in 24 months	Total	Change since previous quarter
Quarter ending September 2016	7,748	
Quarter ending December 2016	7,690	→
Quarter ending March 2017	7,748	→
Quarter ending June 2017	7,663	↓
Quarter ending September 2017	7,688	→
Variance since September 2016	(0.8%)	→



ACTIVITY

Cumulative percentage of contracted UDA delivered 2017 & 2018



Month	Adjusted Scheduled Activity (UDA)	
	2017	2018
April	874	835
May	2,542	2,695
June	3,952	4,141
July	6,189	6,217
August	8,065	7,989
September	9,721	9,687
October	11,470	
November	12,786	
December	14,103	
January	15,975	
February	18,107	
March	20,237	
April	21,504	
May	21,559	
June	21,563	

QUALITY

	Quantity	Base Number	Contract	AT	Region	England
% of FP17s for the same patient ID Re-attending within 3 months - Children	80	1,101	7.3%	10.0%	11.4%	11.9%
% of FP17s for the same patient ID Re-attending within 3 months - Adults	676	4,195	16.1%	14.5%	15.7%	15.9%
% of FP17s for the same patient ID Re-attending between 3 & 9 months - Children	643	1,101	58.4%	59.6%	60.6%	58.1%
% of FP17s for the same patient ID Re-attending between 3 & 9 months - Adults	1,967	4,195	46.9%	51.0%	52.0%	50.6%
% of FP17s for Band 1 Urgent Courses	461	4,759	9.7%	10.3%	9.6%	9.1%
% of FP17s Relating to Free Repair or Replacements	68	4,759	1.4%	0.9%	0.7%	0.8%
% of FP17s Relating to Continuations	88	4,759	1.8%	1.1%	1.0%	1.1%
% of Patients satisfied with the dentistry they have received	12	13	92.3%	91.9%	91.6%	91.4%
% of Patients satisfied with the time they had to wait for an appointment	13	13	100.0%	86.7%	87.9%	87.7%

* This is based on patients treated on this contract for their most recent course of treatment. Figures in italics indicate the base number of FP17s or Patient Questionnaire responses are less than 100. N/A is shown where the base number of responses is less than 10 during the period. % is calculated as Quantity/Base number*100

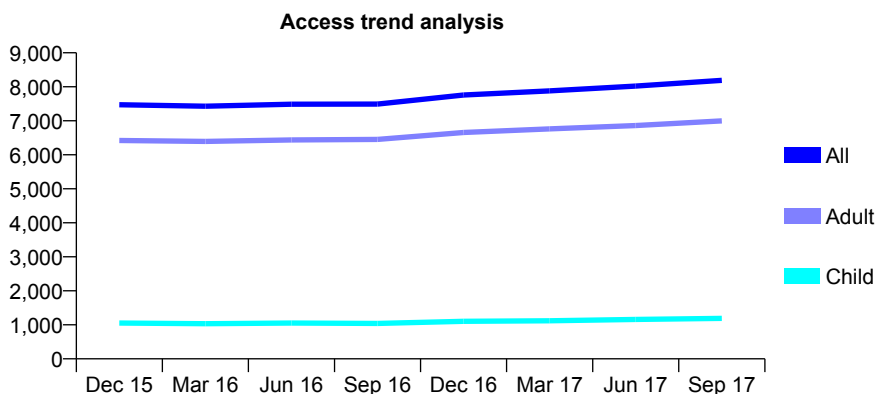
Q66 - Vital Signs At a Glance Contract Report for 101370/0082 - September 2017

Name or company name	Petrie Tucker and Partners Ltd
Contract type name	GDS Contract
Purpose of contract	General
Contract start date	01/04/2007
Contract end date	

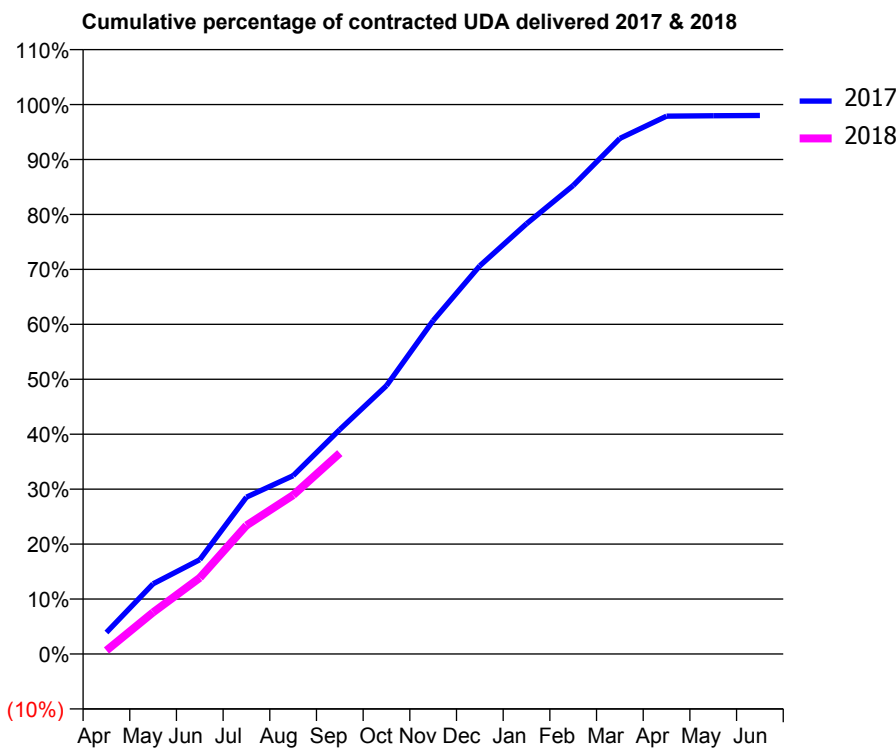
17/18 Contracted general activity (UDA)	25,822
Carry forward general activity (UDA)	477
17/18 Contracted orthodontic activity (UOA)	0
Carry forward orthodontic activity (UOA)	0
Baseline contract value	£702,462.10

ACCESS*

Patients seen in 24 months	Total	Change since previous quarter
Quarter ending September 2016	7,494	
Quarter ending December 2016	7,758	↑
Quarter ending March 2017	7,882	→
Quarter ending June 2017	8,020	→
Quarter ending September 2017	8,191	↑
Variance since September 2016	9.3%	↑



ACTIVITY



Month	Adjusted Scheduled Activity (UDA)	
	2017	2018
April	941	164
May	3,064	1,956
June	4,113	3,581
July	6,841	6,043
August	7,778	7,468
September	9,788	9,440
October	11,703	
November	14,541	
December	16,933	
January	18,765	
February	20,434	
March	22,487	
April	23,456	
May	23,474	
June	23,487	

QUALITY

	Quantity	Base Number	Contract	AT	Region	England
% of FP17s for the same patient ID Re-attending within 3 months - Children	47	891	5.3%	10.0%	11.4%	11.9%
% of FP17s for the same patient ID Re-attending within 3 months - Adults	604	4,834	12.5%	14.5%	15.7%	15.9%
% of FP17s for the same patient ID Re-attending between 3 & 9 months - Children	521	891	58.5%	59.6%	60.6%	58.1%
% of FP17s for the same patient ID Re-attending between 3 & 9 months - Adults	2,631	4,834	54.4%	51.0%	52.0%	50.6%
% of FP17s for Band 1 Urgent Courses	414	5,268	7.9%	10.3%	9.6%	9.1%
% of FP17s Relating to Free Repair or Replacements	14	5,268	0.3%	0.9%	0.7%	0.8%
% of FP17s Relating to Continuations	71	5,268	1.3%	1.1%	1.0%	1.1%
% of Patients satisfied with the dentistry they have received	37	39	94.9%	91.9%	91.6%	91.4%
% of Patients satisfied with the time they had to wait for an appointment	37	39	94.9%	86.7%	87.9%	87.7%

* This is based on patients treated on this contract for their most recent course of treatment. Figures in italics indicate the base number of FP17s or Patient Questionnaire responses are less than 100. N/A is shown where the base number of responses is less than 10 during the period. % is calculated as Quantity/Base number*100

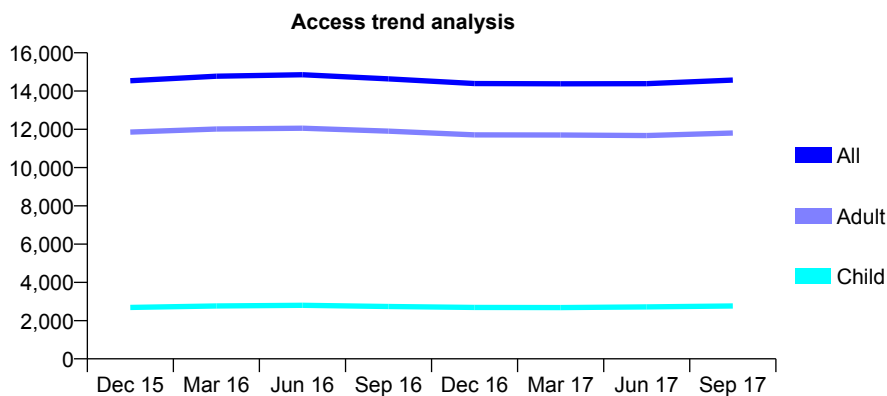
Q66 - Vital Signs At a Glance Contract Report for 101370/0122 - September 2017

Name or company name	Petrie Tucker and Partners Ltd
Contract type name	GDS Contract
Purpose of contract	General
Contract start date	01/04/2009
Contract end date	

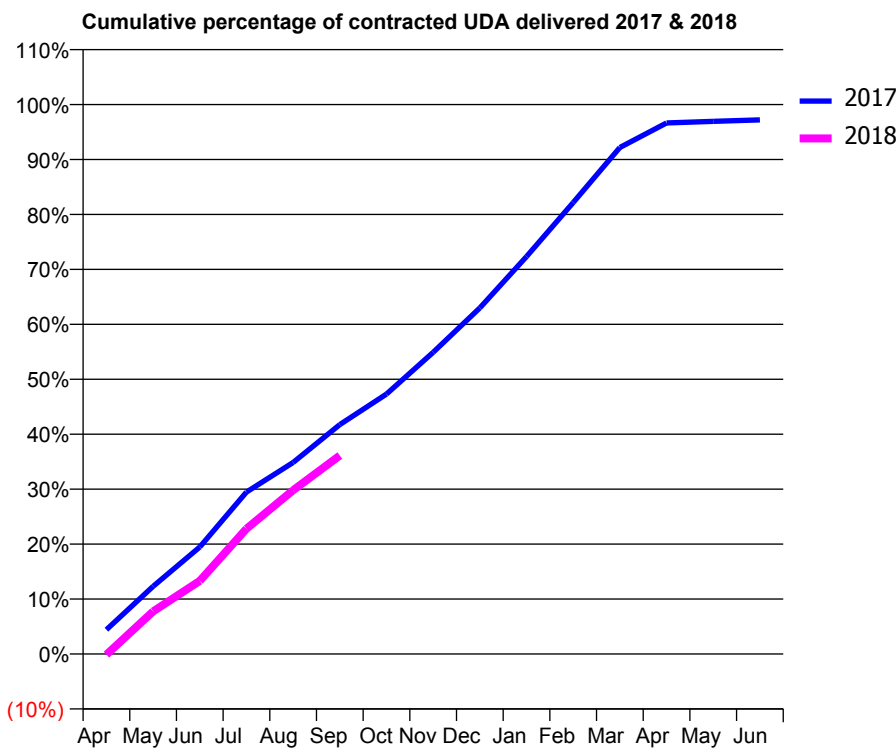
17/18 Contracted general activity (UDA)	48,159
Carry forward general activity (UDA)	1,097
17/18 Contracted orthodontic activity (UOA)	0
Carry forward orthodontic activity (UOA)	0
Baseline contract value	£1,402,383.76

ACCESS*

Patients seen in 24 months	Total	Change since previous quarter
Quarter ending September 2016	14,637	
Quarter ending December 2016	14,396	↓
Quarter ending March 2017	14,380	→
Quarter ending June 2017	14,389	→
Quarter ending September 2017	14,576	→
Variance since September 2016	(0.4%)	→



ACTIVITY



Month	Adjusted Scheduled Activity (UDA)	
	2017	2018
April	1,729	-61
May	4,805	3,740
June	7,602	6,404
July	11,505	10,975
August	13,611	14,352
September	16,303	17,390
October	18,477	
November	21,439	
December	24,594	
January	28,247	
February	32,086	
March	35,997	
April	37,745	
May	37,851	
June	37,955	

QUALITY

	Quantity	Base Number	Contract	AT	Region	England
% of FP17s for the same patient ID Re-attending within 3 months - Children	63	2,047	3.1%	10.0%	11.4%	11.9%
% of FP17s for the same patient ID Re-attending within 3 months - Adults	754	7,768	9.7%	14.5%	15.7%	15.9%
% of FP17s for the same patient ID Re-attending between 3 & 9 months - Children	1,158	2,047	56.6%	59.6%	60.6%	58.1%
% of FP17s for the same patient ID Re-attending between 3 & 9 months - Adults	3,577	7,768	46.0%	51.0%	52.0%	50.6%
% of FP17s for Band 1 Urgent Courses	515	8,949	5.8%	10.3%	9.6%	9.1%
% of FP17s Relating to Free Repair or Replacements	60	8,949	0.7%	0.9%	0.7%	0.8%
% of FP17s Relating to Continuations	117	8,949	1.3%	1.1%	1.0%	1.1%
% of Patients satisfied with the dentistry they have received	42	45	93.3%	91.9%	91.6%	91.4%
% of Patients satisfied with the time they had to wait for an appointment	36	45	80.0%	86.7%	87.9%	87.7%

* This is based on patients treated on this contract for their most recent course of treatment. Figures in italics indicate the base number of FP17s or Patient Questionnaire responses are less than 100. N/A is shown where the base number of responses is less than 10 during the period. % is calculated as Quantity/Base number*100

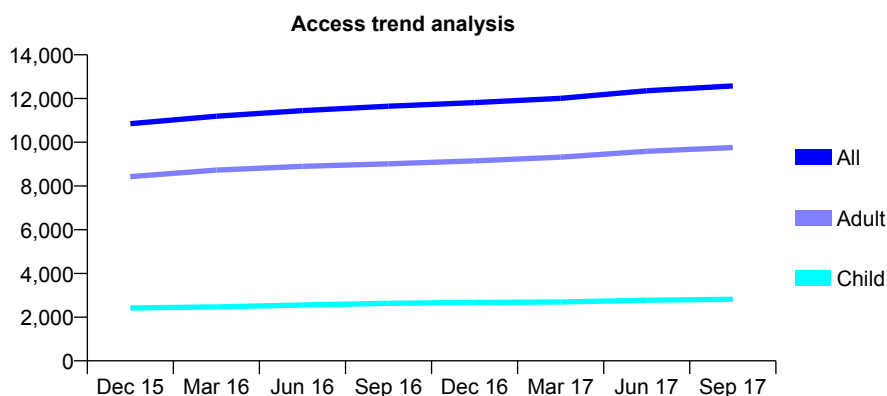
Q66 - Vital Signs At a Glance Contract Report for 101435/0057 - September 2017

Name or company name	IDH Limited
Contract type name	GDS Contract
Purpose of contract	General
Contract start date	01/04/2007
Contract end date	

17/18 Contracted general activity (UDA)	35,973
Carry forward general activity (UDA)	0
17/18 Contracted orthodontic activity (UOA)	0
Carry forward orthodontic activity (UOA)	0
Baseline contract value	£821,617.66

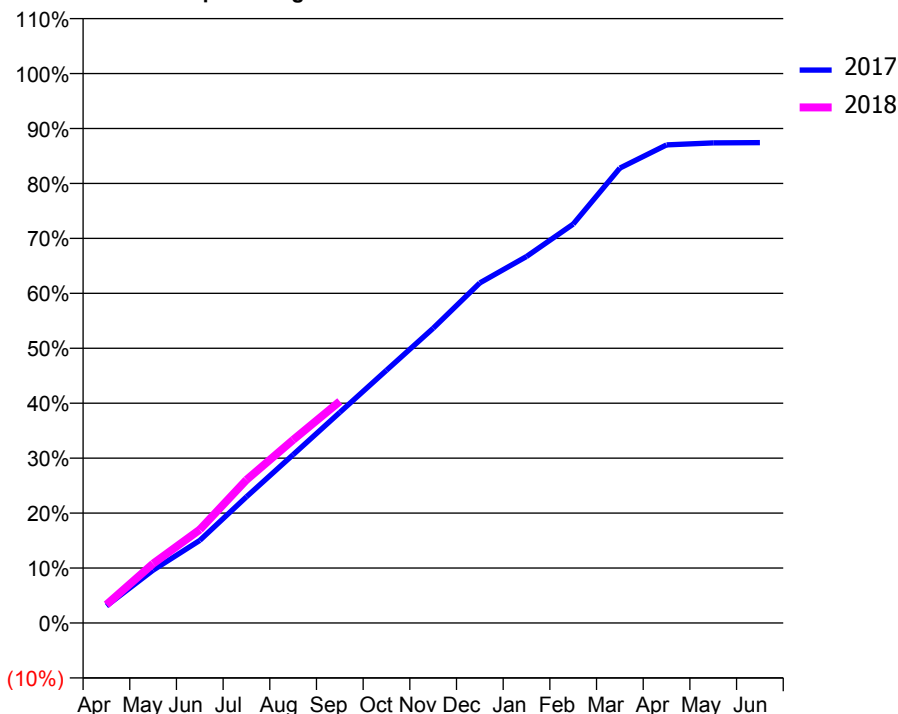
ACCESS*

Patients seen in 24 months	Total	Change since previous quarter
Quarter ending September 2016	11,650	
Quarter ending December 2016	11,812	→
Quarter ending March 2017	12,011	→
Quarter ending June 2017	12,359	↑
Quarter ending September 2017	12,575	→
Variance since September 2016	7.9%	↑



ACTIVITY

Cumulative percentage of contracted UDA delivered 2017 & 2018



Month	Adjusted Scheduled Activity (UDA)	
	2017	2018
April	1,121	1,199
May	3,460	3,891
June	5,404	6,114
July	8,261	9,368
August	11,017	11,991
September	13,792	14,516
October	16,543	
November	19,297	
December	22,267	
January	23,991	
February	26,116	
March	29,779	
April	31,296	
May	31,429	
June	31,450	

QUALITY

	Quantity	Base Number	Contract	AT	Region	England
% of FP17s for the same patient ID Re-attending within 3 months - Children	90	1,843	4.9%	10.0%	11.4%	11.9%
% of FP17s for the same patient ID Re-attending within 3 months - Adults	611	5,681	10.8%	14.5%	15.7%	15.9%
% of FP17s for the same patient ID Re-attending between 3 & 9 months - Children	950	1,843	51.5%	59.6%	60.6%	58.1%
% of FP17s for the same patient ID Re-attending between 3 & 9 months - Adults	2,435	5,681	42.9%	51.0%	52.0%	50.6%
% of FP17s for Band 1 Urgent Courses	487	6,880	7.1%	10.3%	9.6%	9.1%
% of FP17s Relating to Free Repair or Replacements	40	6,880	0.6%	0.9%	0.7%	0.8%
% of FP17s Relating to Continuations	103	6,880	1.5%	1.1%	1.0%	1.1%
% of Patients satisfied with the dentistry they have received	45	52	86.5%	91.9%	91.6%	91.4%
% of Patients satisfied with the time they had to wait for an appointment	40	52	76.9%	86.7%	87.9%	87.7%

* This is based on patients treated on this contract for their most recent course of treatment. Figures in italics indicate the base number of FP17s or Patient Questionnaire responses are less than 100. N/A is shown where the base number of responses is less than 10 during the period. % is calculated as Quantity/Base number*100

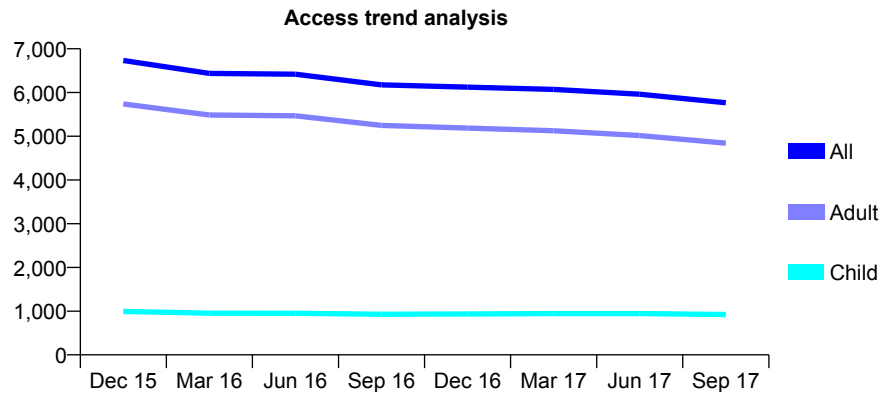
Q66 - Vital Signs At a Glance Contract Report for 101435/0075 - September 2017

Name or company name	IDH Limited
Contract type name	GDS Contract
Purpose of contract	General
Contract start date	10/12/2007
Contract end date	

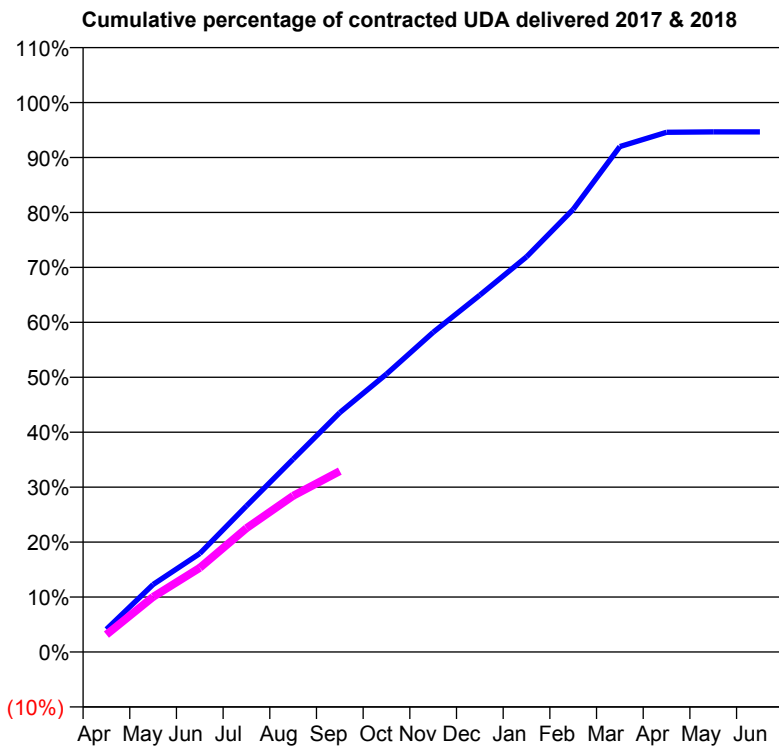
17/18 Contracted general activity (UDA)	19,750
Carry forward general activity (UDA)	0
17/18 Contracted orthodontic activity (UOA)	0
Carry forward orthodontic activity (UOA)	0
Baseline contract value	£494,705.05

ACCESS*

Patients seen in 24 months	Total	Change since previous quarter
Quarter ending September 2016	6,175	
Quarter ending December 2016	6,123	→
Quarter ending March 2017	6,070	→
Quarter ending June 2017	5,962	↓
Quarter ending September 2017	5,766	↓
Variance since September 2016	(6.6%)	↓



ACTIVITY



Month	Adjusted Scheduled Activity (UDA)	
	2017	2018
April	691	624
May	2,057	1,981
June	3,000	3,025
July	4,453	4,448
August	5,881	5,616
September	7,299	6,500
October	8,473	
November	9,744	
December	10,878	
January	12,046	
February	13,492	
March	15,406	
April	15,841	
May	15,855	
June	15,854	

QUALITY

	Quantity	Base Number	Contract	AT	Region	England
% of FP17s for the same patient ID Re-attending within 3 months - Children	15	548	2.7%	10.0%	11.4%	11.9%
% of FP17s for the same patient ID Re-attending within 3 months - Adults	210	2,726	7.7%	14.5%	15.7%	15.9%
% of FP17s for the same patient ID Re-attending between 3 & 9 months - Children	273	548	49.8%	59.6%	60.6%	58.1%
% of FP17s for the same patient ID Re-attending between 3 & 9 months - Adults	1,387	2,726	50.9%	51.0%	52.0%	50.6%
% of FP17s for Band 1 Urgent Courses	133	3,090	4.3%	10.3%	9.6%	9.1%
% of FP17s Relating to Free Repair or Replacements	14	3,090	0.5%	0.9%	0.7%	0.8%
% of FP17s Relating to Continuations	41	3,090	1.3%	1.1%	1.0%	1.1%
% of Patients satisfied with the dentistry they have received	17	17	100.0%	91.9%	91.6%	91.4%
% of Patients satisfied with the time they had to wait for an appointment	16	17	94.1%	86.7%	87.9%	87.7%

* This is based on patients treated on this contract for their most recent course of treatment. Figures in italics indicate the base number of FP17s or Patient Questionnaire responses are less than 100. N/A is shown where the base number of responses is less than 10 during the period. % is calculated as Quantity/Base number*100

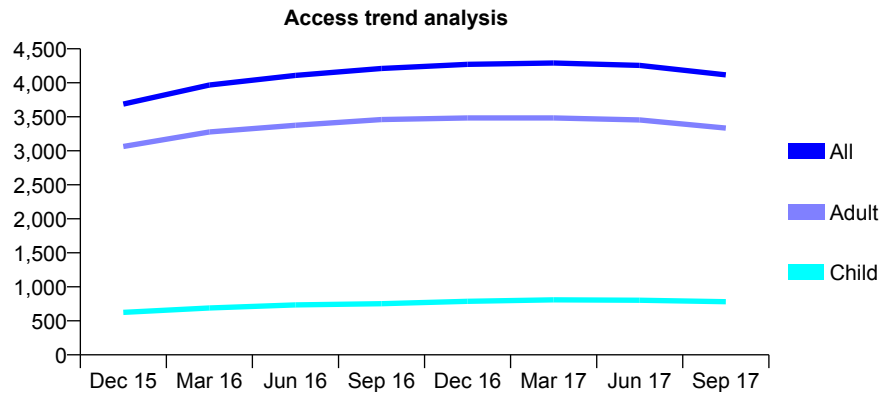
Q66 - Vital Signs At a Glance Contract Report for 102601/0001 - September 2017

Name or company name	Smile Care Plymouth Ltd
Contract type name	PDS Contract
Purpose of contract	General
Contract start date	01/09/2012
Contract end date	31/08/2022

17/18 Contracted general activity (UDA)	18,000
Carry forward general activity (UDA)	0
17/18 Contracted orthodontic activity (UOA)	0
Carry forward orthodontic activity (UOA)	0
Baseline contract value	£427,826.30

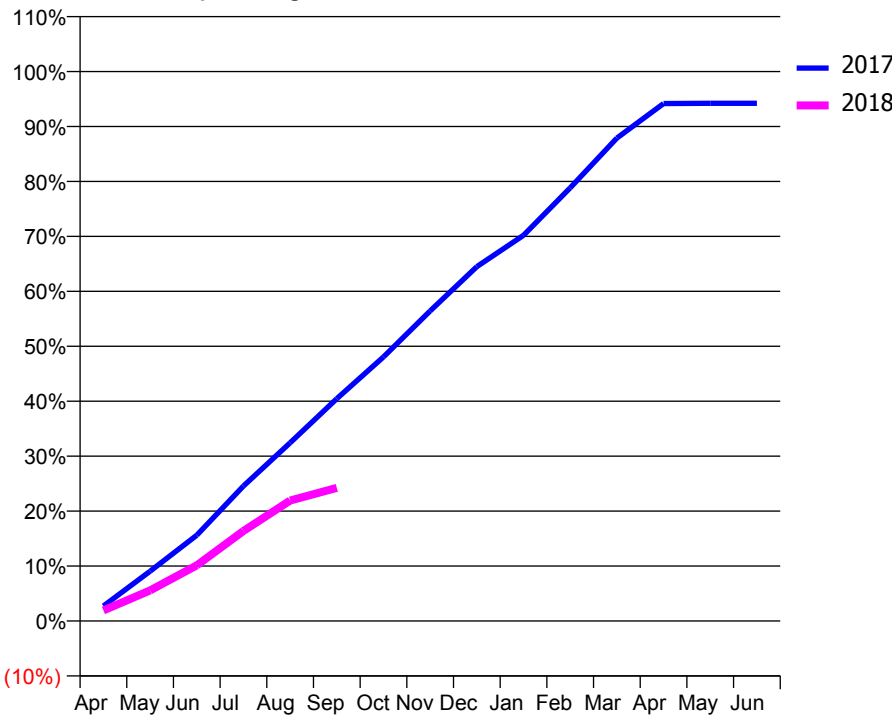
ACCESS*

Patients seen in 24 months	Total	Change since previous quarter
Quarter ending September 2016	4,211	
Quarter ending December 2016	4,271	→
Quarter ending March 2017	4,292	→
Quarter ending June 2017	4,256	→
Quarter ending September 2017	4,117	↓
Variance since September 2016	(2.2%)	↓



ACTIVITY

Cumulative percentage of contracted UDA delivered 2017 & 2018



Month	Adjusted Scheduled Activity (UDA)	
	2017	2018
April	383	346
May	1,269	1,001
June	2,186	1,823
July	3,440	2,952
August	4,542	3,946
September	5,666	4,362
October	6,729	
November	7,901	
December	9,030	
January	9,826	
February	11,035	
March	12,305	
April	13,184	
May	13,191	
June	13,189	

QUALITY

	Quantity	Base Number	Contract	AT	Region	England
% of FP17s for the same patient ID Re-attending within 3 months - Children	25	407	6.1%	10.0%	11.4%	11.9%
% of FP17s for the same patient ID Re-attending within 3 months - Adults	197	1,758	11.2%	14.5%	15.7%	15.9%
% of FP17s for the same patient ID Re-attending between 3 & 9 months - Children	196	407	48.2%	59.6%	60.6%	58.1%
% of FP17s for the same patient ID Re-attending between 3 & 9 months - Adults	854	1,758	48.6%	51.0%	52.0%	50.6%
% of FP17s for Band 1 Urgent Courses	360	1,936	18.6%	10.3%	9.6%	9.1%
% of FP17s Relating to Free Repair or Replacements	19	1,936	1.0%	0.9%	0.7%	0.8%
% of FP17s Relating to Continuations	3	1,936	0.2%	1.1%	1.0%	1.1%
% of Patients satisfied with the dentistry they have received	7	7	N/A	91.9%	91.6%	91.4%
% of Patients satisfied with the time they had to wait for an appointment	7	7	N/A	86.7%	87.9%	87.7%

* This is based on patients treated on this contract for their most recent course of treatment. Figures in italics indicate the base number of FP17s or Patient Questionnaire responses are less than 100. N/A is shown where the base number of responses is less than 10 during the period. % is calculated as Quantity/Base number*100

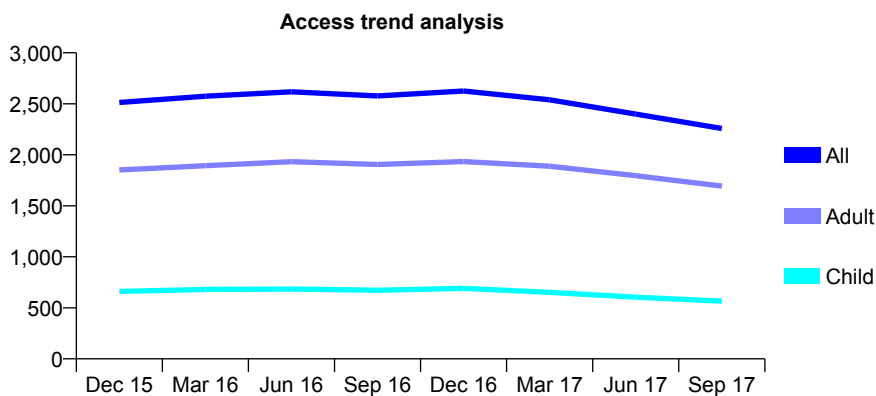
Q66 - Vital Signs At a Glance Contract Report for 102601/0002 - September 2017

Name or company name	Smile Care Plymouth Ltd
Contract type name	PDS Contract
Purpose of contract	General
Contract start date	01/09/2012
Contract end date	31/08/2022

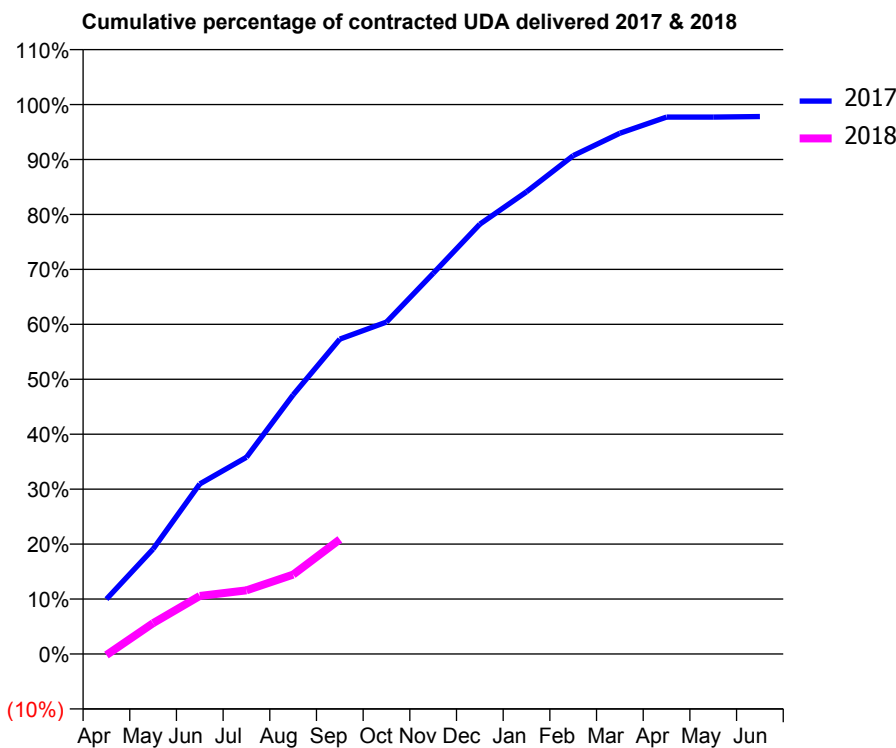
17/18 Contracted general activity (UDA)	7,000
Carry forward general activity (UDA)	131
17/18 Contracted orthodontic activity (UOA)	0
Carry forward orthodontic activity (UOA)	0
Baseline contract value	£163,913.15

ACCESS*

Patients seen in 24 months	Total	Change since previous quarter
Quarter ending September 2016	2,577	
Quarter ending December 2016	2,625	→
Quarter ending March 2017	2,539	↓
Quarter ending June 2017	2,399	↓
Quarter ending September 2017	2,258	↓
Variance since September 2016	(12.4%)	↓



ACTIVITY



Month	Adjusted Scheduled Activity (UDA)	
	2017	2018
April	698	-15
May	1,337	392
June	2,167	740
July	2,507	811
August	3,302	1,012
September	4,011	1,459
October	4,229	
November	4,848	
December	5,476	
January	5,889	
February	6,348	
March	6,633	
April	6,840	
May	6,840	
June	6,846	

QUALITY

	Quantity	Base Number	Contract	AT	Region	England
% of FP17s for the same patient ID Re-attending within 3 months - Children	11	219	5.0%	10.0%	11.4%	11.9%
% of FP17s for the same patient ID Re-attending within 3 months - Adults	83	672	12.4%	14.5%	15.7%	15.9%
% of FP17s for the same patient ID Re-attending between 3 & 9 months - Children	72	219	32.9%	59.6%	60.6%	58.1%
% of FP17s for the same patient ID Re-attending between 3 & 9 months - Adults	201	672	29.9%	51.0%	52.0%	50.6%
% of FP17s for Band 1 Urgent Courses	216	808	26.7%	10.3%	9.6%	9.1%
% of FP17s Relating to Free Repair or Replacements	8	808	1.0%	0.9%	0.7%	0.8%
% of FP17s Relating to Continuations	3	808	0.4%	1.1%	1.0%	1.1%
% of Patients satisfied with the dentistry they have received	2	2	N/A	91.9%	91.6%	91.4%
% of Patients satisfied with the time they had to wait for an appointment	1	2	N/A	86.7%	87.9%	87.7%

* This is based on patients treated on this contract for their most recent course of treatment. Figures in italics indicate the base number of FP17s or Patient Questionnaire responses are less than 100. N/A is shown where the base number of responses is less than 10 during the period. % is calculated as Quantity/Base number*100

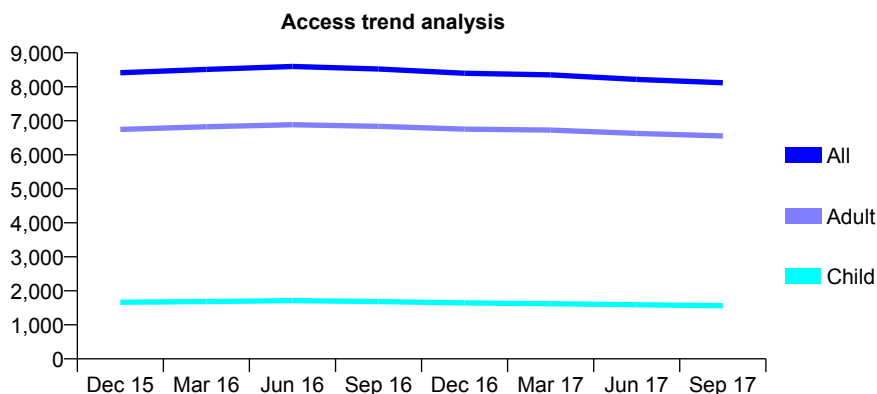
Q66 - Vital Signs At a Glance Contract Report for 102849/0001 - September 2017

Name or company name	Kings Avenue Partnership
Contract type name	GDS Contract
Purpose of contract	General
Contract start date	06/12/2013
Contract end date	

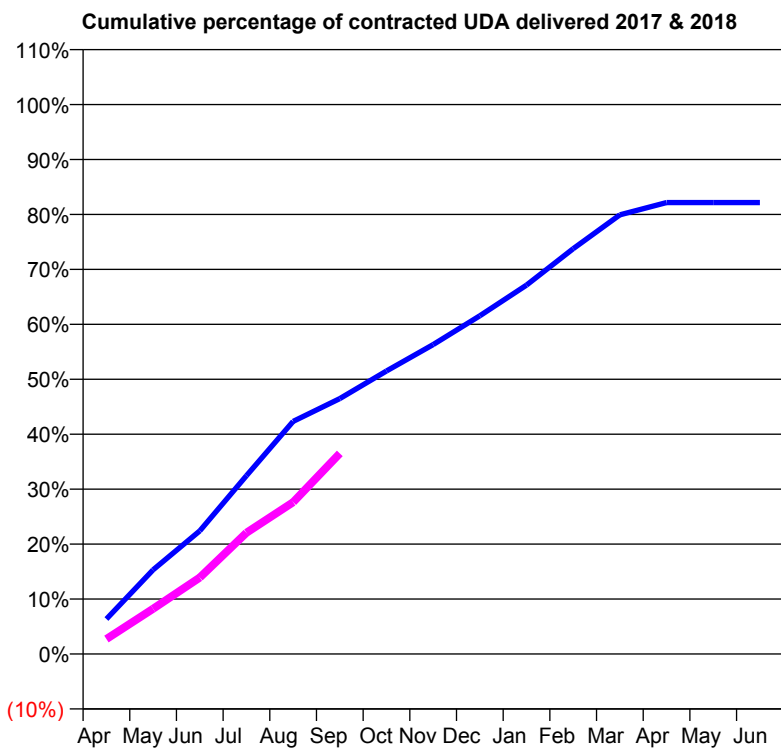
17/18 Contracted general activity (UDA)	26,339
Carry forward general activity (UDA)	0
17/18 Contracted orthodontic activity (UOA)	0
Carry forward orthodontic activity (UOA)	0
Baseline contract value	£650,427.05

ACCESS*

Patients seen in 24 months	Total	Change since previous quarter
Quarter ending September 2016	8,522	
Quarter ending December 2016	8,397	↓
Quarter ending March 2017	8,350	→
Quarter ending June 2017	8,217	↓
Quarter ending September 2017	8,119	↓
Variance since September 2016	(4.7%)	↓



ACTIVITY



Month	Adjusted Scheduled Activity (UDA)	
	2017	2018
April	1,680	721
May	4,039	2,170
June	5,903	3,663
July	8,551	5,810
August	11,149	7,279
September	12,242	9,613
October	13,566	
November	14,829	
December	16,210	
January	17,680	
February	19,429	
March	21,049	
April	21,639	
May	21,638	
June	21,638	

QUALITY

	Quantity	Base Number	Contract	AT	Region	England
% of FP17s for the same patient ID Re-attending within 3 months - Children	71	1,202	5.9%	10.0%	11.4%	11.9%
% of FP17s for the same patient ID Re-attending within 3 months - Adults	556	4,494	12.4%	14.5%	15.7%	15.9%
% of FP17s for the same patient ID Re-attending between 3 & 9 months - Children	631	1,202	52.5%	59.6%	60.6%	58.1%
% of FP17s for the same patient ID Re-attending between 3 & 9 months - Adults	2,184	4,494	48.6%	51.0%	52.0%	50.6%
% of FP17s for Band 1 Urgent Courses	473	5,340	8.9%	10.3%	9.6%	9.1%
% of FP17s Relating to Free Repair or Replacements	88	5,340	1.6%	0.9%	0.7%	0.8%
% of FP17s Relating to Continuations	40	5,340	0.7%	1.1%	1.0%	1.1%
% of Patients satisfied with the dentistry they have received	16	19	84.2%	91.9%	91.6%	91.4%
% of Patients satisfied with the time they had to wait for an appointment	13	19	68.4%	86.7%	87.9%	87.7%

* This is based on patients treated on this contract for their most recent course of treatment. Figures in italics indicate the base number of FP17s or Patient Questionnaire responses are less than 100. N/A is shown where the base number of responses is less than 10 during the period. % is calculated as Quantity/Base number*100

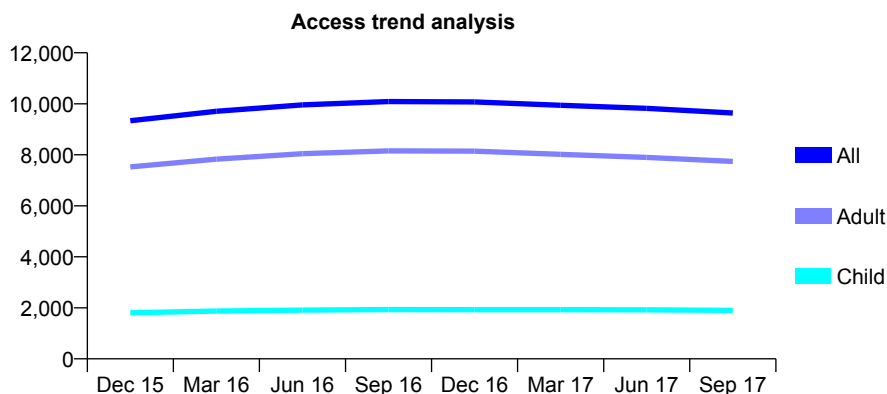
Q66 - Vital Signs At a Glance Contract Report for 106828/0001 - September 2017

Name or company name	Fairfield House
Contract type name	GDS Contract
Purpose of contract	General and Orthodontic
Contract start date	01/10/2014
Contract end date	

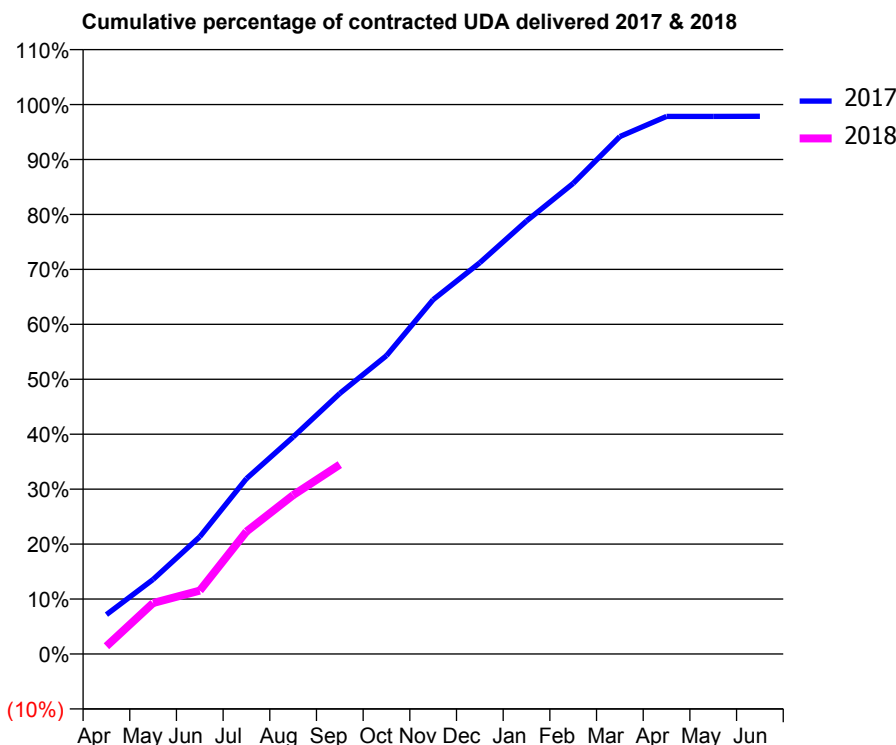
17/18 Contracted general activity (UDA)	29,644
Carry forward general activity (UDA)	607
17/18 Contracted orthodontic activity (UOA)	27
Carry forward orthodontic activity (UOA)	0
Baseline contract value	£757,066.09

ACCESS*

Patients seen in 24 months	Total	Change since previous quarter
Quarter ending September 2016	10,090	
Quarter ending December 2016	10,071	→
Quarter ending March 2017	9,943	↓
Quarter ending June 2017	9,820	↓
Quarter ending September 2017	9,641	↓
Variance since September 2016	(4.4%)	↓



ACTIVITY



Month	Adjusted Scheduled Activity (UDA)	
	2017	2018
April	2,126	419
May	4,025	2,751
June	6,328	3,419
July	9,467	6,605
August	11,704	8,568
September	14,061	10,217
October	16,098	
November	19,116	
December	21,108	
January	23,362	
February	25,393	
March	27,917	
April	29,003	
May	29,003	
June	29,009	

QUALITY

	Quantity	Base Number	Contract	AT	Region	England
% of FP17s for the same patient ID Re-attending within 3 months - Children	124	1,422	8.7%	10.0%	11.4%	11.9%
% of FP17s for the same patient ID Re-attending within 3 months - Adults	1,063	5,422	19.6%	14.5%	15.7%	15.9%
% of FP17s for the same patient ID Re-attending between 3 & 9 months - Children	897	1,422	63.1%	59.6%	60.6%	58.1%
% of FP17s for the same patient ID Re-attending between 3 & 9 months - Adults	2,838	5,422	52.3%	51.0%	52.0%	50.6%
% of FP17s for Band 1 Urgent Courses	522	5,745	9.1%	10.3%	9.6%	9.1%
% of FP17s Relating to Free Repair or Replacements	124	5,745	2.2%	0.9%	0.7%	0.8%
% of FP17s Relating to Continuations	47	5,745	0.8%	1.1%	1.0%	1.1%
% of Patients satisfied with the dentistry they have received	39	40	97.5%	91.9%	91.6%	91.4%
% of Patients satisfied with the time they had to wait for an appointment	37	40	92.5%	86.7%	87.9%	87.7%

* This is based on patients treated on this contract for their most recent course of treatment. Figures in italics indicate the base number of FP17s or Patient Questionnaire responses are less than 100. N/A is shown where the base number of responses is less than 10 during the period. % is calculated as Quantity/Base number*100

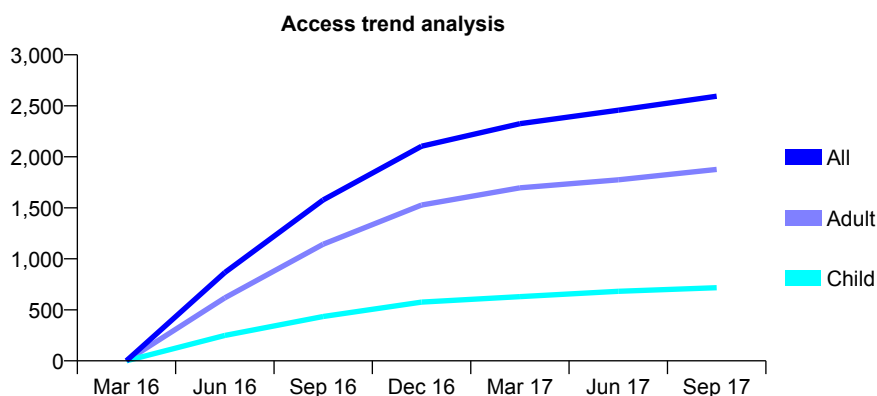
Q66 - Vital Signs At a Glance Contract Report for 107956/0002 - September 2017

Name or company name	Smile Care (Cornwall) Ltd
Contract type name	PDS Contract
Purpose of contract	General
Contract start date	15/01/2016
Contract end date	14/01/2021

17/18 Contracted general activity (UDA)	14,000
Carry forward general activity (UDA)	0
17/18 Contracted orthodontic activity (UOA)	0
Carry forward orthodontic activity (UOA)	0
Baseline contract value	£346,794.82

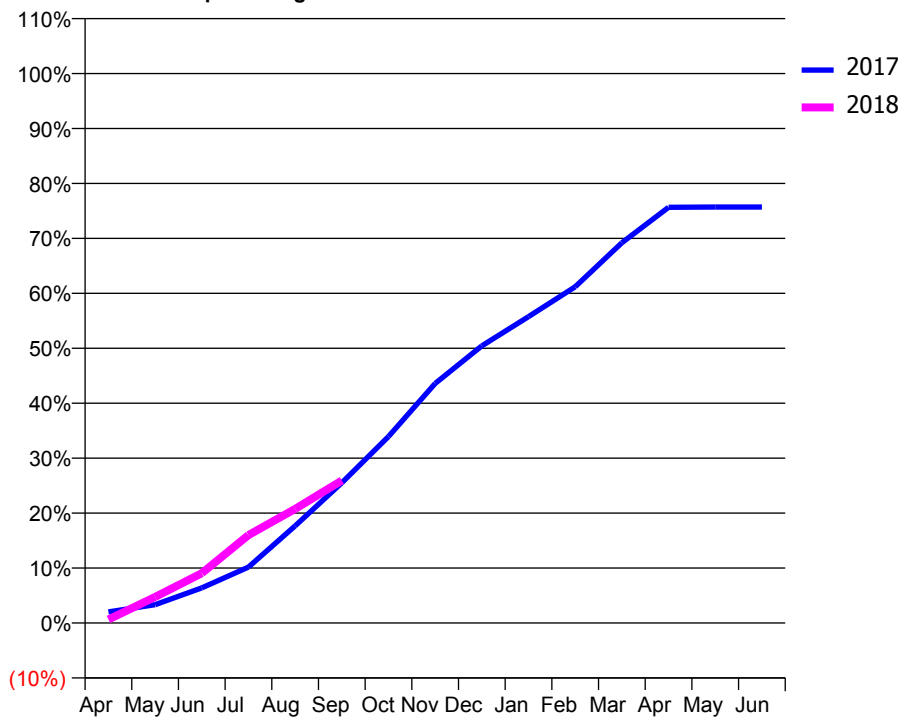
ACCESS*

Patients seen in 24 months	Total	Change since previous quarter
Quarter ending September 2016	1,577	
Quarter ending December 2016	2,104	↑
Quarter ending March 2017	2,325	↑
Quarter ending June 2017	2,457	↑
Quarter ending September 2017	2,594	↑
Variance since September 2016	64.5%	↑



ACTIVITY

Cumulative percentage of contracted UDA delivered 2017 & 2018



Month	Adjusted Scheduled Activity (UDA)	
	2017	2018
April	253	92
May	419	664
June	800	1,270
July	1,271	2,241
August	2,211	2,906
September	3,189	3,629
October	4,243	
November	5,448	
December	6,306	
January	6,970	
February	7,649	
March	8,649	
April	9,457	
May	9,461	
June	9,461	

QUALITY

	Quantity	Base Number	Contract	AT	Region	England
% of FP17s for the same patient ID Re-attending within 3 months - Children	38	507	7.5%	10.0%	11.4%	11.9%
% of FP17s for the same patient ID Re-attending within 3 months - Adults	236	1,211	19.5%	14.5%	15.7%	15.9%
% of FP17s for the same patient ID Re-attending between 3 & 9 months - Children	273	507	53.8%	59.6%	60.6%	58.1%
% of FP17s for the same patient ID Re-attending between 3 & 9 months - Adults	591	1,211	48.8%	51.0%	52.0%	50.6%
% of FP17s for Band 1 Urgent Courses	145	1,550	9.4%	10.3%	9.6%	9.1%
% of FP17s Relating to Free Repair or Replacements	36	1,550	2.3%	0.9%	0.7%	0.8%
% of FP17s Relating to Continuations	18	1,550	1.2%	1.1%	1.0%	1.1%
% of Patients satisfied with the dentistry they have received	9	10	90.0%	91.9%	91.6%	91.4%
% of Patients satisfied with the time they had to wait for an appointment	9	10	90.0%	86.7%	87.9%	87.7%

* This is based on patients treated on this contract for their most recent course of treatment. Figures in italics indicate the base number of FP17s or Patient Questionnaire responses are less than 100. N/A is shown where the base number of responses is less than 10 during the period. % is calculated as Quantity/Base number*100

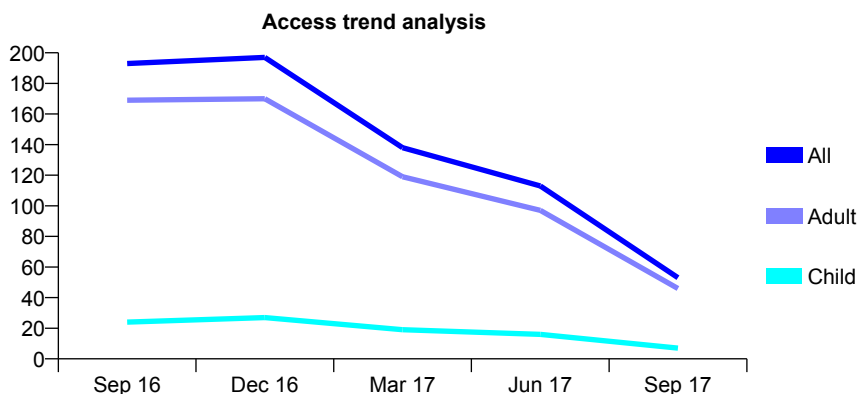
Q66 - Vital Signs At a Glance Contract Report for 107956/0003 - September 2017

Name or company name	Smile Care (Cornwall) Ltd
Contract type name	PDS Contract
Purpose of contract	General
Contract start date	08/02/2016
Contract end date	31/03/2021

17/18 Contracted general activity (UDA)	7,000
Carry forward general activity (UDA)	0
17/18 Contracted orthodontic activity (UOA)	0
Carry forward orthodontic activity (UOA)	0
Baseline contract value	£166,172.51

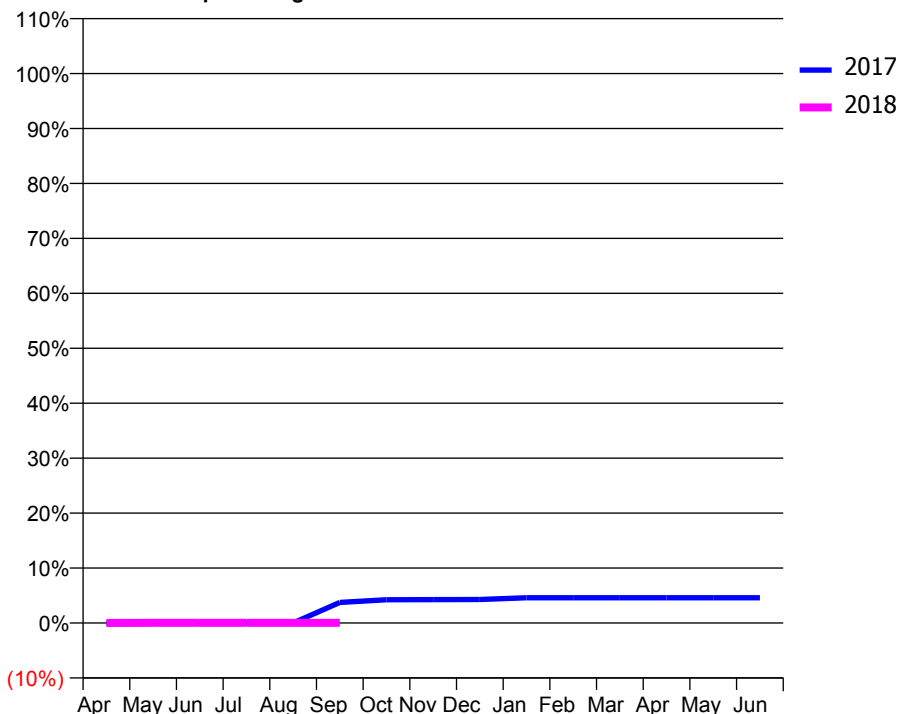
ACCESS*

Patients seen in 24 months	Total	Change since previous quarter
Quarter ending September 2016	193	
Quarter ending December 2016	197	↑
Quarter ending March 2017	138	↓
Quarter ending June 2017	113	↓
Quarter ending September 2017	53	↓
Variance since September 2016	(72.5%)	↓



ACTIVITY

Cumulative percentage of contracted UDA delivered 2017 & 2018



Adjusted Scheduled Activity (UDA)

Month	2017	2018
April	0	0
May	0	3
June	0	3
July	0	3
August	0	3
September	198	3
October	224	
November	225	
December	226	
January	243	
February	243	
March	243	
April	243	
May	243	
June	243	

QUALITY

	Quantity	Base Number	Contract	AT	Region	England
% of FP17s for the same patient ID Re-attending within 3 months - Children	0	0	N/A	10.0%	11.4%	11.9%
% of FP17s for the same patient ID Re-attending within 3 months - Adults	0	1	0.0%	14.5%	15.7%	15.9%
% of FP17s for the same patient ID Re-attending between 3 & 9 months - Children	0	0	N/A	59.6%	60.6%	58.1%
% of FP17s for the same patient ID Re-attending between 3 & 9 months - Adults	0	1	0.0%	51.0%	52.0%	50.6%
% of FP17s for Band 1 Urgent Courses	0	1	0.0%	10.3%	9.6%	9.1%
% of FP17s Relating to Free Repair or Replacements	0	1	0.0%	0.9%	0.7%	0.8%
% of FP17s Relating to Continuations	0	1	0.0%	1.1%	1.0%	1.1%
% of Patients satisfied with the dentistry they have received	0	0	N/A	91.9%	91.6%	91.4%
% of Patients satisfied with the time they had to wait for an appointment	0	0	N/A	86.7%	87.9%	87.7%

* This is based on patients treated on this contract for their most recent course of treatment. Figures in italics indicate the base number of FP17s or Patient Questionnaire responses are less than 100. N/A is shown where the base number of responses is less than 10 during the period. % is calculated as Quantity/Base number*100

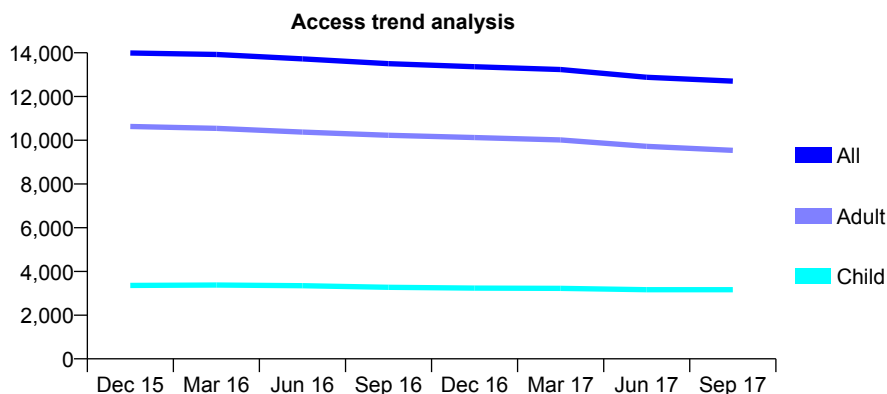
Q66 - Vital Signs At a Glance Contract Report for 107980/0001 - September 2017

Name or company name	BM Pearson Ltd
Contract type name	GDS Contract
Purpose of contract	General and Orthodontic
Contract start date	01/10/2006
Contract end date	

17/18 Contracted general activity (UDA)	36,550
Carry forward general activity (UDA)	-731
17/18 Contracted orthodontic activity (UOA)	210
Carry forward orthodontic activity (UOA)	0
Baseline contract value	£1,213,270.37

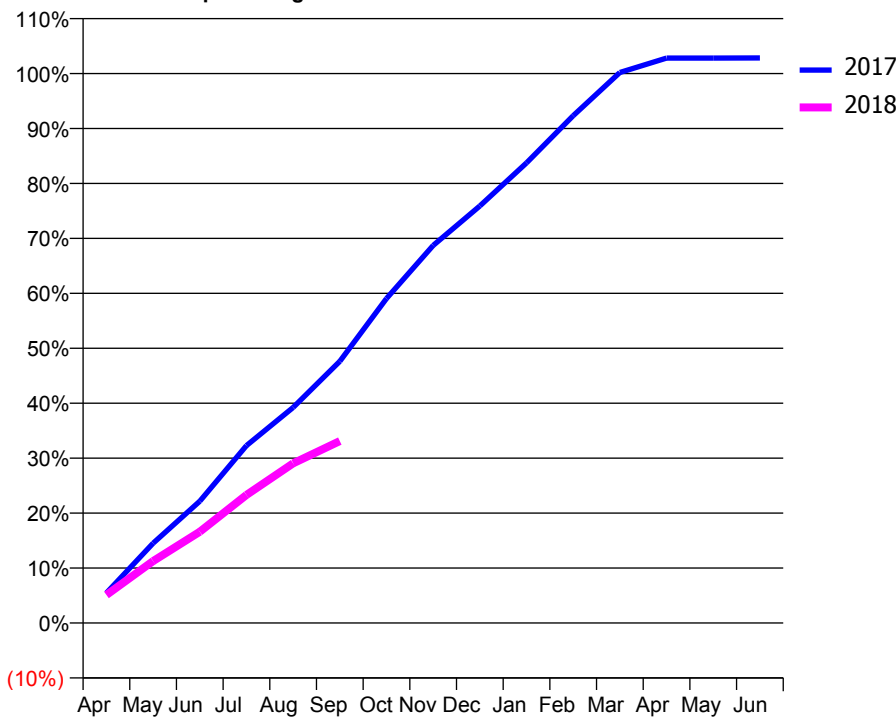
ACCESS*

Patients seen in 24 months	Total	Change since previous quarter
Quarter ending September 2016	13,502	
Quarter ending December 2016	13,362	↓
Quarter ending March 2017	13,235	→
Quarter ending June 2017	12,881	↓
Quarter ending September 2017	12,704	↓
Variance since September 2016	(5.9%)	↓



ACTIVITY

Cumulative percentage of contracted UDA delivered 2017 & 2018



Adjusted Scheduled Activity (UDA)

Month	2017	2018
April	1,999	1,871
May	5,306	4,124
June	8,100	6,067
July	11,802	8,520
August	14,337	10,622
September	17,406	12,101
October	21,580	
November	25,115	
December	27,737	
January	30,607	
February	33,747	
March	36,619	
April	37,577	
May	37,572	
June	37,583	

QUALITY

	Quantity	Base Number	Contract	AT	Region	England
% of FP17s for the same patient ID Re-attending within 3 months - Children	130	1,604	8.1%	10.0%	11.4%	11.9%
% of FP17s for the same patient ID Re-attending within 3 months - Adults	572	4,065	14.1%	14.5%	15.7%	15.9%
% of FP17s for the same patient ID Re-attending between 3 & 9 months - Children	824	1,604	51.4%	59.6%	60.6%	58.1%
% of FP17s for the same patient ID Re-attending between 3 & 9 months - Adults	1,747	4,065	43.0%	51.0%	52.0%	50.6%
% of FP17s for Band 1 Urgent Courses	786	5,249	15.0%	10.3%	9.6%	9.1%
% of FP17s Relating to Free Repair or Replacements	36	5,249	0.7%	0.9%	0.7%	0.8%
% of FP17s Relating to Continuations	30	5,249	0.6%	1.1%	1.0%	1.1%
% of Patients satisfied with the dentistry they have received	25	26	96.2%	91.9%	91.6%	91.4%
% of Patients satisfied with the time they had to wait for an appointment	20	26	76.9%	86.7%	87.9%	87.7%

* This is based on patients treated on this contract for their most recent course of treatment. Figures in italics indicate the base number of FP17s or Patient Questionnaire responses are less than 100. N/A is shown where the base number of responses is less than 10 during the period. % is calculated as Quantity/Base number*100

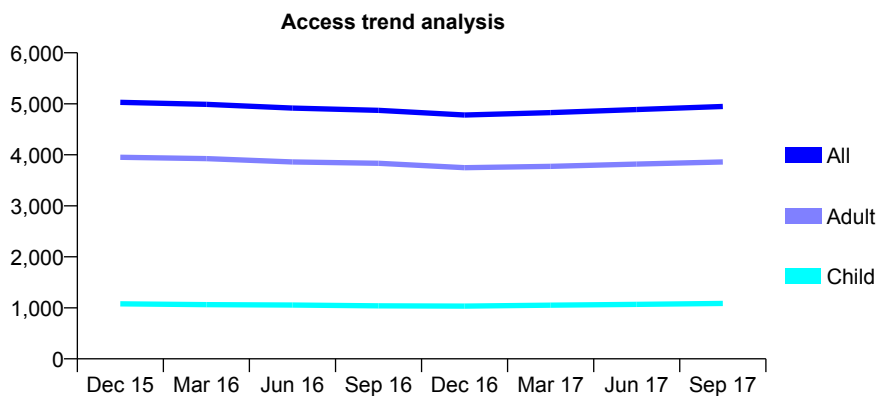
Q66 - Vital Signs At a Glance Contract Report for 108111/0001 - September 2017

Name or company name	Chulmleigh Dental Practice LTD
Contract type name	GDS Contract
Purpose of contract	General
Contract start date	01/11/2007
Contract end date	

17/18 Contracted general activity (UDA)	12,315
Carry forward general activity (UDA)	0
17/18 Contracted orthodontic activity (UOA)	0
Carry forward orthodontic activity (UOA)	0
Baseline contract value	£335,051.43

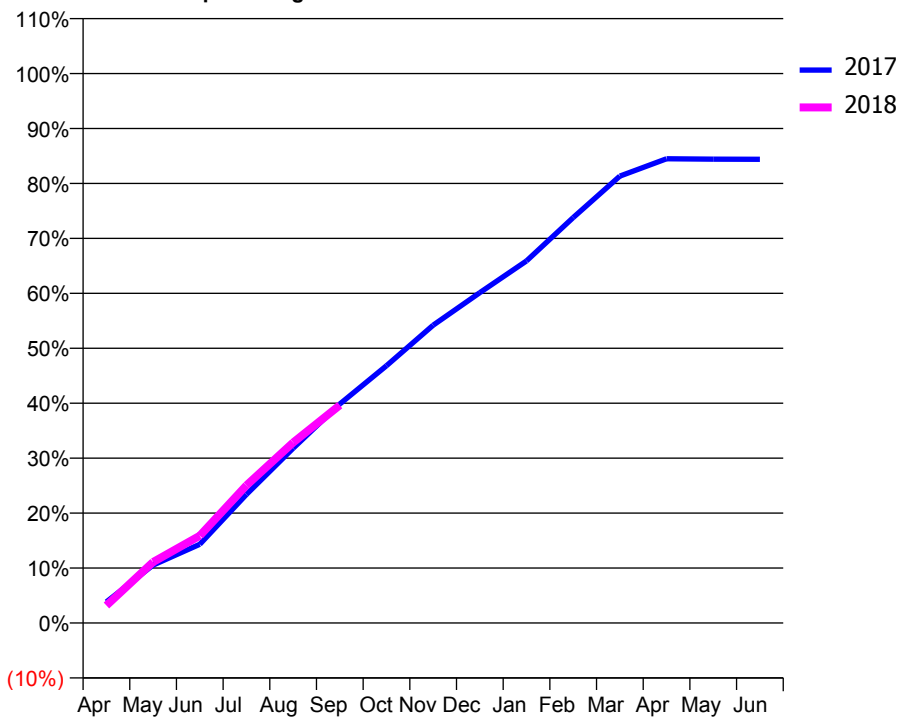
ACCESS*

Patients seen in 24 months	Total	Change since previous quarter
Quarter ending September 2016	4,872	
Quarter ending December 2016	4,781	↓
Quarter ending March 2017	4,827	→
Quarter ending June 2017	4,887	→
Quarter ending September 2017	4,947	→
Variance since September 2016	1.5%	→



ACTIVITY

Cumulative percentage of contracted UDA delivered 2017 & 2018



Month	Adjusted Scheduled Activity (UDA)	
	2017	2018
April	473	392
May	1,297	1,367
June	1,764	1,956
July	2,883	3,086
August	3,917	4,046
September	4,908	4,883
October	5,766	
November	6,674	
December	7,403	
January	8,114	
February	9,085	
March	10,015	
April	10,403	
May	10,394	
June	10,393	

QUALITY

	Quantity	Base Number	Contract	AT	Region	England
% of FP17s for the same patient ID Re-attending within 3 months - Children	35	820	4.3%	10.0%	11.4%	11.9%
% of FP17s for the same patient ID Re-attending within 3 months - Adults	331	2,759	12.0%	14.5%	15.7%	15.9%
% of FP17s for the same patient ID Re-attending between 3 & 9 months - Children	462	820	56.3%	59.6%	60.6%	58.1%
% of FP17s for the same patient ID Re-attending between 3 & 9 months - Adults	1,411	2,759	51.1%	51.0%	52.0%	50.6%
% of FP17s for Band 1 Urgent Courses	177	2,612	6.8%	10.3%	9.6%	9.1%
% of FP17s Relating to Free Repair or Replacements	40	2,612	1.5%	0.9%	0.7%	0.8%
% of FP17s Relating to Continuations	17	2,612	0.7%	1.1%	1.0%	1.1%
% of Patients satisfied with the dentistry they have received	15	16	93.8%	91.9%	91.6%	91.4%
% of Patients satisfied with the time they had to wait for an appointment	15	16	93.8%	86.7%	87.9%	87.7%

* This is based on patients treated on this contract for their most recent course of treatment. Figures in italics indicate the base number of FP17s or Patient Questionnaire responses are less than 100. N/A is shown where the base number of responses is less than 10 during the period. % is calculated as Quantity/Base number*100

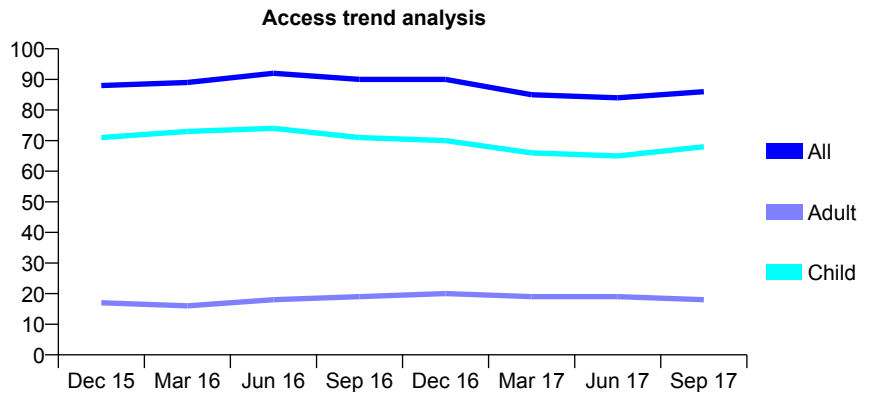
Q66 - Vital Signs At a Glance Contract Report for 109053/0001 - September 2017

Name or company name	Modbury Dental Practice Ltd
Contract type name	GDS Contract
Purpose of contract	General
Contract start date	01/07/2014
Contract end date	

17/18 Contracted general activity (UDA)	172
Carry forward general activity (UDA)	0
17/18 Contracted orthodontic activity (UOA)	0
Carry forward orthodontic activity (UOA)	0
Baseline contract value	£4,789.65

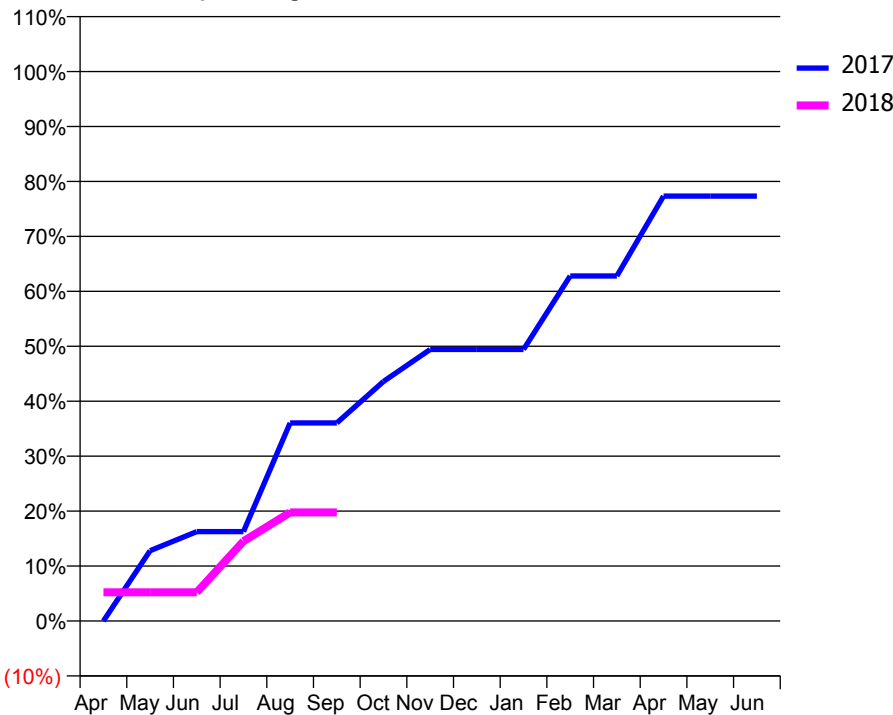
ACCESS*

Patients seen in 24 months	Total	Change since previous quarter
Quarter ending September 2016	90	
Quarter ending December 2016	90	→
Quarter ending March 2017	85	↓
Quarter ending June 2017	84	↓
Quarter ending September 2017	86	↑
Variance since September 2016	(4.4%)	↓



ACTIVITY

Cumulative percentage of contracted UDA delivered 2017 & 2018



Month	Adjusted Scheduled Activity (UDA)	
	2017	2018
April	0	9
May	22	9
June	28	9
July	28	25
August	62	34
September	62	34
October	75	
November	85	
December	85	
January	85	
February	108	
March	108	
April	133	
May	133	
June	133	

QUALITY

	Quantity	Base Number	Contract	AT	Region	England
% of FP17s for the same patient ID Re-attending within 3 months - Children	3	60	5.0%	10.0%	11.4%	11.9%
% of FP17s for the same patient ID Re-attending within 3 months - Adults	0	5	0.0%	14.5%	15.7%	15.9%
% of FP17s for the same patient ID Re-attending between 3 & 9 months - Children	35	60	58.3%	59.6%	60.6%	58.1%
% of FP17s for the same patient ID Re-attending between 3 & 9 months - Adults	1	5	20.0%	51.0%	52.0%	50.6%
% of FP17s for Band 1 Urgent Courses	0	45	0.0%	10.3%	9.6%	9.1%
% of FP17s Relating to Free Repair or Replacements	0	45	0.0%	0.9%	0.7%	0.8%
% of FP17s Relating to Continuations	1	45	2.2%	1.1%	1.0%	1.1%
% of Patients satisfied with the dentistry they have received	0	0	N/A	91.9%	91.6%	91.4%
% of Patients satisfied with the time they had to wait for an appointment	0	0	N/A	86.7%	87.9%	87.7%

* This is based on patients treated on this contract for their most recent course of treatment. Figures in italics indicate the base number of FP17s or Patient Questionnaire responses are less than 100. N/A is shown where the base number of responses is less than 10 during the period. % is calculated as Quantity/Base number*100

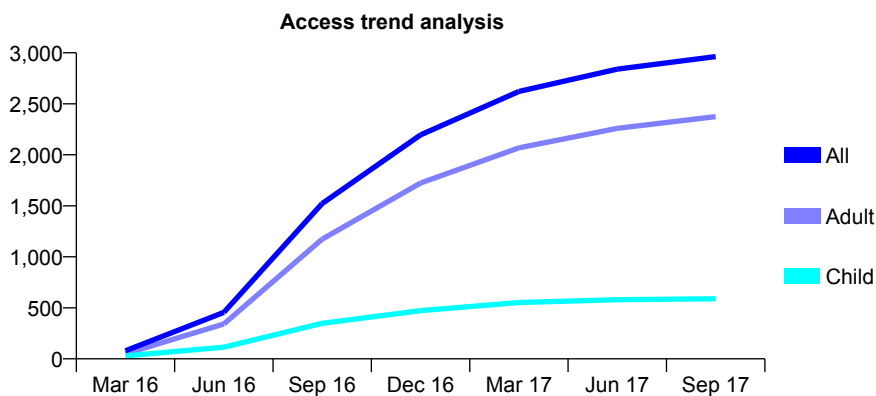
Q66 - Vital Signs At a Glance Contract Report for 110426/0001 - September 2017

Name or company name	Mount Wise Dental Practice
Contract type name	GDS Contract
Purpose of contract	General
Contract start date	01/01/2016
Contract end date	

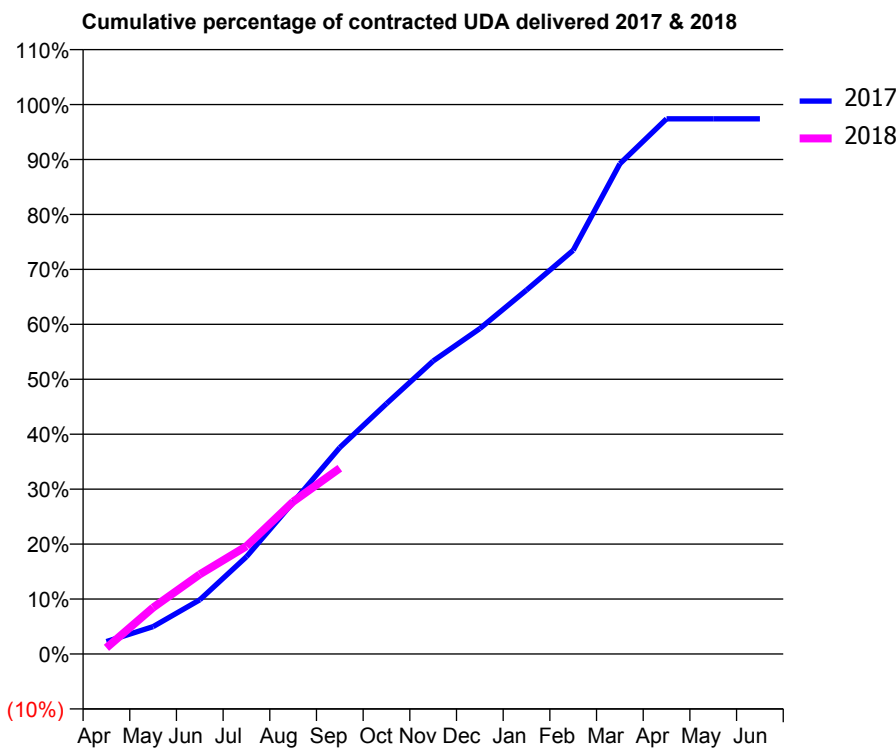
17/18 Contracted general activity (UDA)	6,069
Carry forward general activity (UDA)	0
17/18 Contracted orthodontic activity (UOA)	0
Carry forward orthodontic activity (UOA)	0
Baseline contract value	£163,661.49

ACCESS*

Patients seen in 24 months	Total	Change since previous quarter
Quarter ending September 2016	1,522	
Quarter ending December 2016	2,196	↑
Quarter ending March 2017	2,621	↑
Quarter ending June 2017	2,840	↑
Quarter ending September 2017	2,963	↑
Variance since September 2016	94.7%	↑



ACTIVITY



Month	Adjusted Scheduled Activity (UDA)	
	2017	2018
April	133	68
May	293	514
June	580	880
July	1,039	1,191
August	1,622	1,683
September	2,207	2,052
October	2,677	
November	3,133	
December	3,479	
January	3,890	
February	4,315	
March	5,240	
April	5,720	
May	5,721	
June	5,721	

QUALITY

	Quantity	Base Number	Contract	AT	Region	England
% of FP17s for the same patient ID Re-attending within 3 months - Children	41	390	10.5%	10.0%	11.4%	11.9%
% of FP17s for the same patient ID Re-attending within 3 months - Adults	224	1,544	14.5%	14.5%	15.7%	15.9%
% of FP17s for the same patient ID Re-attending between 3 & 9 months - Children	168	390	43.1%	59.6%	60.6%	58.1%
% of FP17s for the same patient ID Re-attending between 3 & 9 months - Adults	689	1,544	44.6%	51.0%	52.0%	50.6%
% of FP17s for Band 1 Urgent Courses	27	920	2.9%	10.3%	9.6%	9.1%
% of FP17s Relating to Free Repair or Replacements	3	920	0.3%	0.9%	0.7%	0.8%
% of FP17s Relating to Continuations	14	920	1.5%	1.1%	1.0%	1.1%
% of Patients satisfied with the dentistry they have received	4	5	N/A	91.9%	91.6%	91.4%
% of Patients satisfied with the time they had to wait for an appointment	4	5	N/A	86.7%	87.9%	87.7%

* This is based on patients treated on this contract for their most recent course of treatment. Figures in italics indicate the base number of FP17s or Patient Questionnaire responses are less than 100. N/A is shown where the base number of responses is less than 10 during the period. % is calculated as Quantity/Base number*100

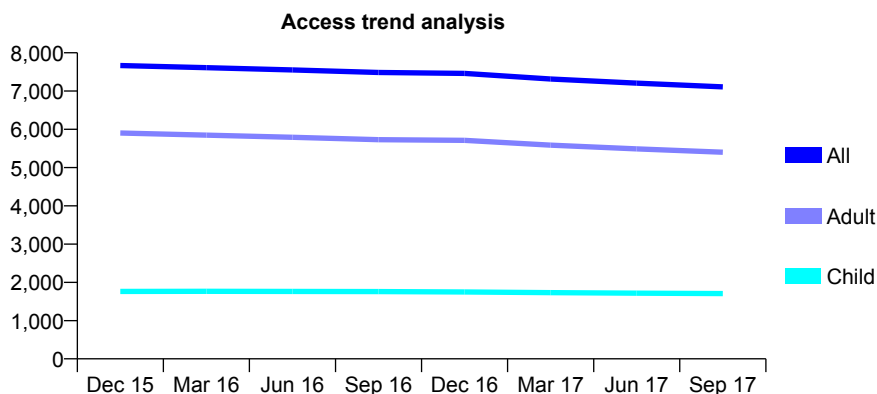
Q66 - Vital Signs At a Glance Contract Report for 110698/0008 - September 2017

Name or company name	Primecare Oral Health Services Ltd
Contract type name	PDS Plus Contract
Purpose of contract	General
Contract start date	21/02/2011
Contract end date	20/02/2021

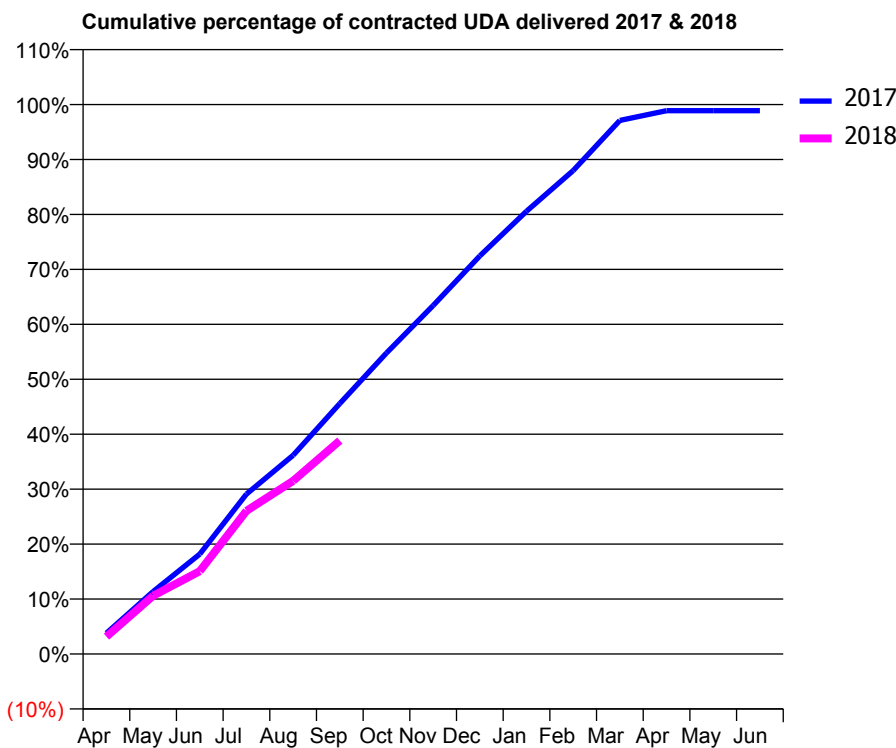
17/18 Contracted general activity (UDA)	18,116
Carry forward general activity (UDA)	205
17/18 Contracted orthodontic activity (UOA)	0
Carry forward orthodontic activity (UOA)	0
Baseline contract value	£270,212.83

ACCESS*

Patients seen in 24 months	Total	Change since previous quarter
Quarter ending September 2016	7,486	
Quarter ending December 2016	7,461	→
Quarter ending March 2017	7,314	↓
Quarter ending June 2017	7,208	↓
Quarter ending September 2017	7,108	↓
Variance since September 2016	(5.0%)	↓



ACTIVITY



Month	Adjusted Scheduled Activity (UDA)	
	2017	2018
April	687	576
May	2,061	1,917
June	3,297	2,731
July	5,274	4,719
August	6,555	5,710
September	8,260	7,038
October	9,924	
November	11,490	
December	13,123	
January	14,597	
February	15,937	
March	17,589	
April	17,911	
May	17,911	
June	17,911	

QUALITY

	Quantity	Base Number	Contract	AT	Region	England
% of FP17s for the same patient ID Re-attending within 3 months - Children	47	1,310	3.6%	10.0%	11.4%	11.9%
% of FP17s for the same patient ID Re-attending within 3 months - Adults	299	2,814	10.6%	14.5%	15.7%	15.9%
% of FP17s for the same patient ID Re-attending between 3 & 9 months - Children	913	1,310	69.7%	59.6%	60.6%	58.1%
% of FP17s for the same patient ID Re-attending between 3 & 9 months - Adults	875	2,814	31.1%	51.0%	52.0%	50.6%
% of FP17s for Band 1 Urgent Courses	348	3,946	8.8%	10.3%	9.6%	9.1%
% of FP17s Relating to Free Repair or Replacements	20	3,946	0.5%	0.9%	0.7%	0.8%
% of FP17s Relating to Continuations	51	3,946	1.3%	1.1%	1.0%	1.1%
% of Patients satisfied with the dentistry they have received	31	33	93.9%	91.9%	91.6%	91.4%
% of Patients satisfied with the time they had to wait for an appointment	31	33	93.9%	86.7%	87.9%	87.7%

* This is based on patients treated on this contract for their most recent course of treatment. Figures in italics indicate the base number of FP17s or Patient Questionnaire responses are less than 100. N/A is shown where the base number of responses is less than 10 during the period. % is calculated as Quantity/Base number*100

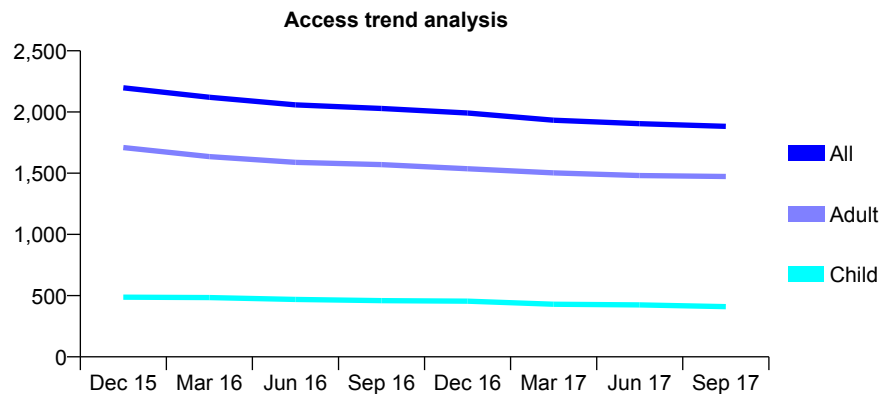
Q66 - Vital Signs At a Glance Contract Report for 110744/0001 - September 2017

Name or company name	Peks Dental LTD
Contract type name	GDS Contract
Purpose of contract	General
Contract start date	01/09/2009
Contract end date	

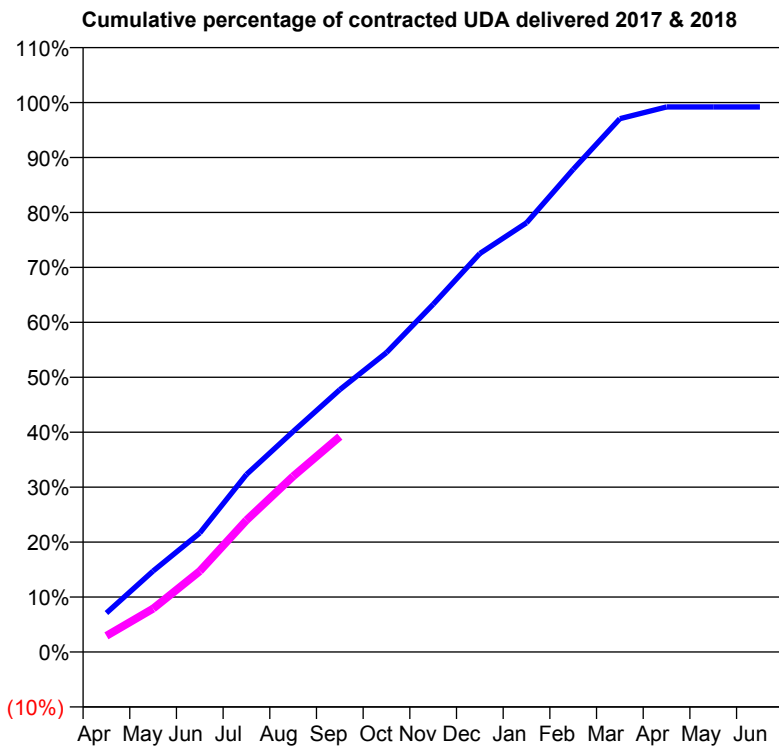
17/18 Contracted general activity (UDA)	6,000
Carry forward general activity (UDA)	49
17/18 Contracted orthodontic activity (UOA)	0
Carry forward orthodontic activity (UOA)	0
Baseline contract value	£162,707.48

ACCESS*

Patients seen in 24 months	Total	Change since previous quarter
Quarter ending September 2016	2,029	
Quarter ending December 2016	1,992	↓
Quarter ending March 2017	1,933	↓
Quarter ending June 2017	1,905	↓
Quarter ending September 2017	1,883	↓
Variance since September 2016	(7.2%)	↓



ACTIVITY



Month	Adjusted Scheduled Activity (UDA)	
	2017	2018
April	426	176
May	884	474
June	1,299	883
July	1,939	1,439
August	2,408	1,918
September	2,865	2,352
October	3,270	
November	3,796	
December	4,352	
January	4,686	
February	5,269	
March	5,823	
April	5,951	
May	5,951	
June	5,951	

QUALITY

	Quantity	Base Number	Contract	AT	Region	England
% of FP17s for the same patient ID Re-attending within 3 months - Children	12	269	4.5%	10.0%	11.4%	11.9%
% of FP17s for the same patient ID Re-attending within 3 months - Adults	96	882	10.9%	14.5%	15.7%	15.9%
% of FP17s for the same patient ID Re-attending between 3 & 9 months - Children	156	269	58.0%	59.6%	60.6%	58.1%
% of FP17s for the same patient ID Re-attending between 3 & 9 months - Adults	424	882	48.1%	51.0%	52.0%	50.6%
% of FP17s for Band 1 Urgent Courses	110	1,085	10.1%	10.3%	9.6%	9.1%
% of FP17s Relating to Free Repair or Replacements	2	1,085	0.2%	0.9%	0.7%	0.8%
% of FP17s Relating to Continuations	5	1,085	0.5%	1.1%	1.0%	1.1%
% of Patients satisfied with the dentistry they have received	3	5	N/A	91.9%	91.6%	91.4%
% of Patients satisfied with the time they had to wait for an appointment	4	5	N/A	86.7%	87.9%	87.7%

* This is based on patients treated on this contract for their most recent course of treatment. Figures in italics indicate the base number of FP17s or Patient Questionnaire responses are less than 100. N/A is shown where the base number of responses is less than 10 during the period. % is calculated as Quantity/Base number*100

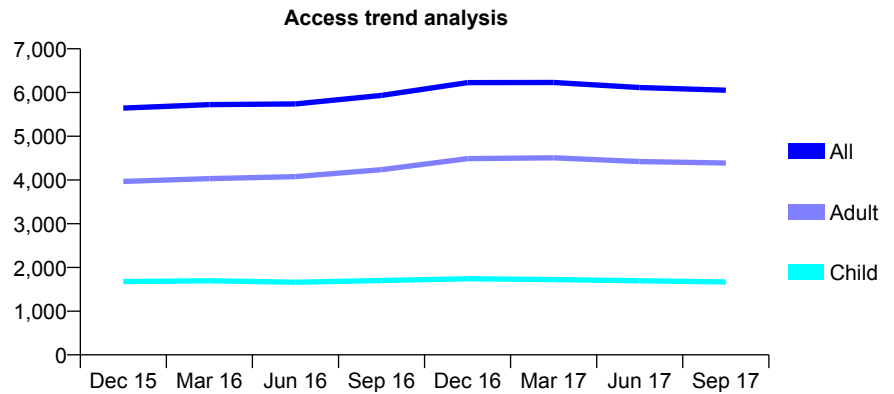
Q66 - Vital Signs At a Glance Contract Report for 111481/0003 - September 2017

Name or company name	Pure Dental Care Ltd
Contract type name	GDS Contract
Purpose of contract	General
Contract start date	01/02/2007
Contract end date	

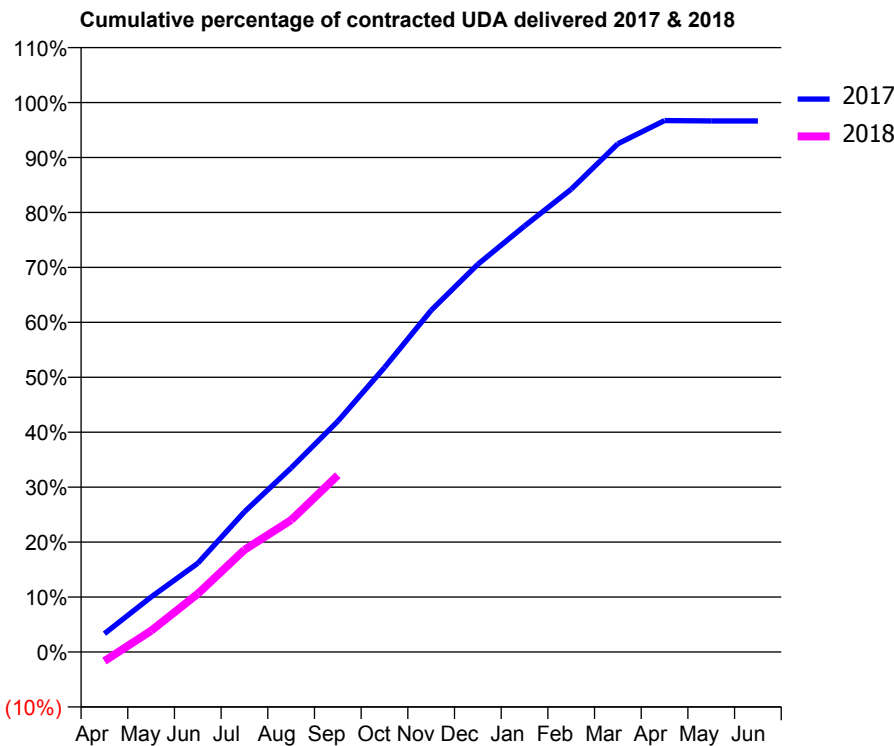
17/18 Contracted general activity (UDA)	18,235
Carry forward general activity (UDA)	613
17/18 Contracted orthodontic activity (UOA)	0
Carry forward orthodontic activity (UOA)	0
Baseline contract value	£470,155.52

ACCESS*

Patients seen in 24 months	Total	Change since previous quarter
Quarter ending September 2016	5,934	
Quarter ending December 2016	6,228	↑
Quarter ending March 2017	6,231	→
Quarter ending June 2017	6,114	↓
Quarter ending September 2017	6,054	→
Variance since September 2016	2.0%	↑



ACTIVITY



Month	Adjusted Scheduled Activity (UDA)	
	2017	2018
April	611	-304
May	1,827	705
June	2,947	1,933
July	4,653	3,394
August	6,110	4,378
September	7,656	5,865
October	9,439	
November	11,338	
December	12,866	
January	14,135	
February	15,358	
March	16,866	
April	17,637	
May	17,623	
June	17,622	

QUALITY

	Quantity	Base Number	Contract	AT	Region	England
% of FP17s for the same patient ID Re-attending within 3 months - Children	95	1,272	7.5%	10.0%	11.4%	11.9%
% of FP17s for the same patient ID Re-attending within 3 months - Adults	358	2,731	13.1%	14.5%	15.7%	15.9%
% of FP17s for the same patient ID Re-attending between 3 & 9 months - Children	844	1,272	66.4%	59.6%	60.6%	58.1%
% of FP17s for the same patient ID Re-attending between 3 & 9 months - Adults	1,706	2,731	62.5%	51.0%	52.0%	50.6%
% of FP17s for Band 1 Urgent Courses	328	3,706	8.9%	10.3%	9.6%	9.1%
% of FP17s Relating to Free Repair or Replacements	25	3,706	0.7%	0.9%	0.7%	0.8%
% of FP17s Relating to Continuations	21	3,706	0.6%	1.1%	1.0%	1.1%
% of Patients satisfied with the dentistry they have received	14	14	100.0%	91.9%	91.6%	91.4%
% of Patients satisfied with the time they had to wait for an appointment	14	14	100.0%	86.7%	87.9%	87.7%

* This is based on patients treated on this contract for their most recent course of treatment. Figures in italics indicate the base number of FP17s or Patient Questionnaire responses are less than 100. N/A is shown where the base number of responses is less than 10 during the period. % is calculated as Quantity/Base number*100

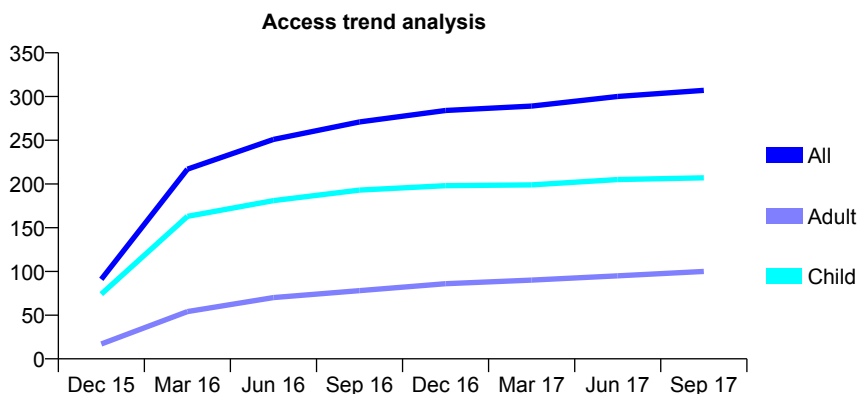
Q66 - Vital Signs At a Glance Contract Report for 113093/0001 - September 2017

Name or company name	ELCK Limited
Contract type name	GDS Contract
Purpose of contract	General
Contract start date	01/10/2015
Contract end date	

17/18 Contracted general activity (UDA)	600
Carry forward general activity (UDA)	-2
17/18 Contracted orthodontic activity (UOA)	0
Carry forward orthodontic activity (UOA)	0
Baseline contract value	£14,393.99

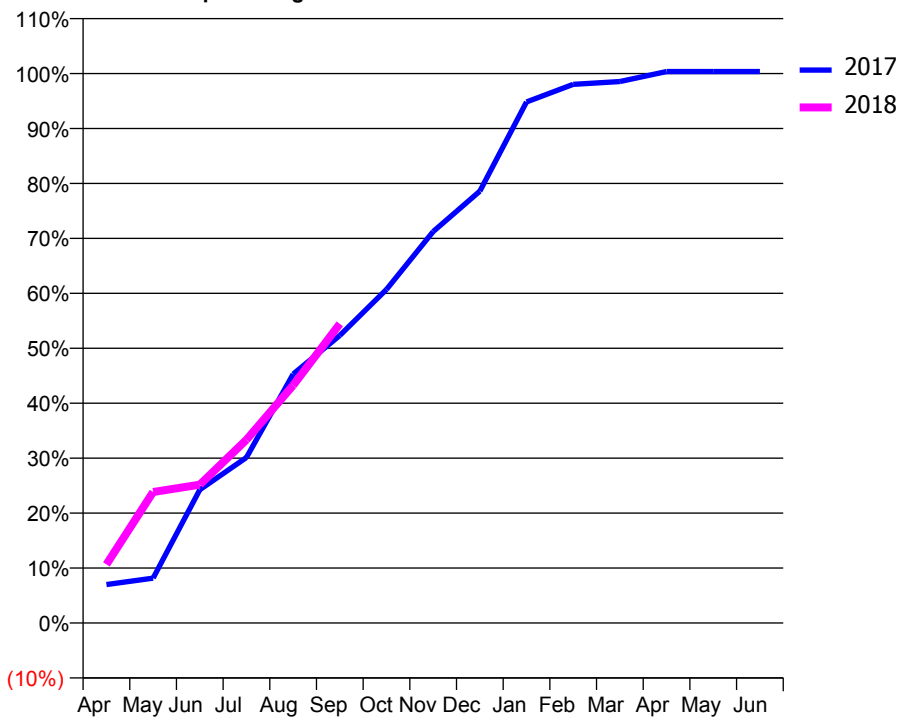
ACCESS*

Patients seen in 24 months	Total	Change since previous quarter
Quarter ending September 2016	271	
Quarter ending December 2016	284	↑
Quarter ending March 2017	289	→
Quarter ending June 2017	300	↑
Quarter ending September 2017	307	↑
Variance since September 2016	13.3%	↑



ACTIVITY

Cumulative percentage of contracted UDA delivered 2017 & 2018



Adjusted Scheduled Activity (UDA)

Month	2017	2018
April	42	64
May	49	143
June	146	151
July	181	200
August	272	260
September	314	327
October	364	
November	427	
December	472	
January	569	
February	588	
March	591	
April	602	
May	602	
June	602	

QUALITY

	Quantity	Base Number	Contract	AT	Region	England
% of FP17s for the same patient ID Re-attending within 3 months - Children	4	188	2.1%	10.0%	11.4%	11.9%
% of FP17s for the same patient ID Re-attending within 3 months - Adults	5	54	9.3%	14.5%	15.7%	15.9%
% of FP17s for the same patient ID Re-attending between 3 & 9 months - Children	134	188	71.3%	59.6%	60.6%	58.1%
% of FP17s for the same patient ID Re-attending between 3 & 9 months - Adults	31	54	57.4%	51.0%	52.0%	50.6%
% of FP17s for Band 1 Urgent Courses	3	237	1.3%	10.3%	9.6%	9.1%
% of FP17s Relating to Free Repair or Replacements	0	237	0.0%	0.9%	0.7%	0.8%
% of FP17s Relating to Continuations	7	237	3.0%	1.1%	1.0%	1.1%
% of Patients satisfied with the dentistry they have received	0	0	N/A	91.9%	91.6%	91.4%
% of Patients satisfied with the time they had to wait for an appointment	0	0	N/A	86.7%	87.9%	87.7%

* This is based on patients treated on this contract for their most recent course of treatment. Figures in italics indicate the base number of FP17s or Patient Questionnaire responses are less than 100. N/A is shown where the base number of responses is less than 10 during the period. % is calculated as Quantity/Base number*100

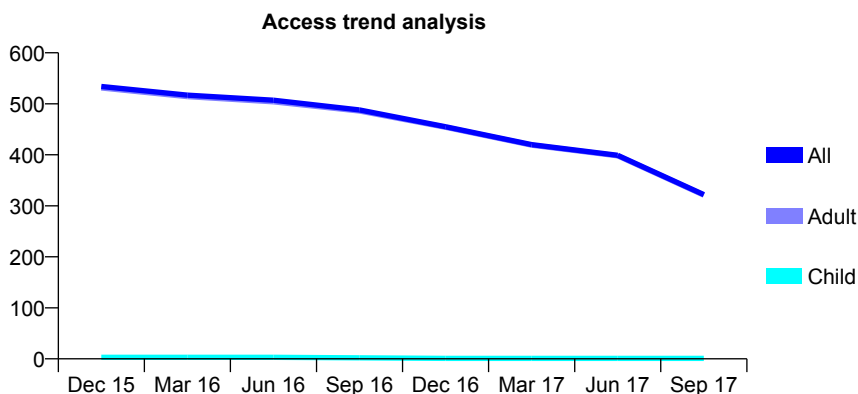
Q66 - Vital Signs At a Glance Contract Report for 113972/0002 - September 2017

Name or company name	Access Dental Ltd
Contract type name	PDS Contract
Purpose of contract	General
Contract start date	01/04/2007
Contract end date	31/03/2019

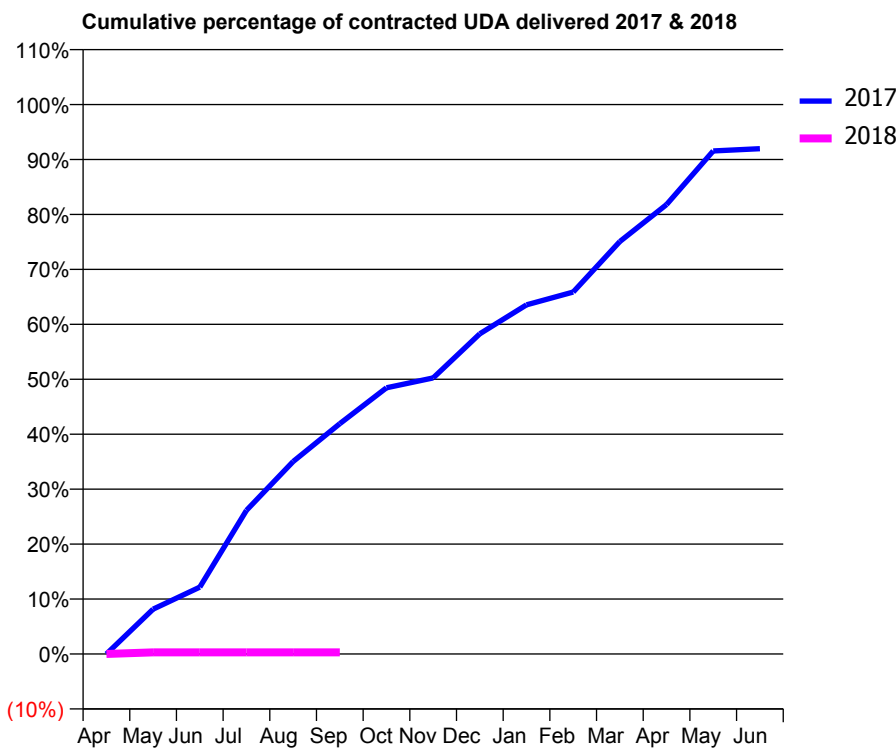
17/18 Contracted general activity (UDA)	1,000
Carry forward general activity (UDA)	0
17/18 Contracted orthodontic activity (UOA)	0
Carry forward orthodontic activity (UOA)	0
Baseline contract value	£1.01

ACCESS*

Patients seen in 24 months	Total	Change since previous quarter
Quarter ending September 2016	488	
Quarter ending December 2016	455	↓
Quarter ending March 2017	420	↓
Quarter ending June 2017	399	↓
Quarter ending September 2017	322	↓
Variance since September 2016	(34.0%)	↓



ACTIVITY



Month	Adjusted Scheduled Activity (UDA)	
	2017	2018
April	0	0
May	82	3
June	122	3
July	261	3
August	350	3
September	419	3
October	484	
November	502	
December	583	
January	635	
February	659	
March	751	
April	818	
May	915	
June	920	

QUALITY

	Quantity	Base Number	Contract	AT	Region	England
% of FP17s for the same patient ID Re-attending within 3 months - Children	0	0	N/A	10.0%	11.4%	11.9%
% of FP17s for the same patient ID Re-attending within 3 months - Adults	2	72	2.8%	14.5%	15.7%	15.9%
% of FP17s for the same patient ID Re-attending between 3 & 9 months - Children	0	0	N/A	59.6%	60.6%	58.1%
% of FP17s for the same patient ID Re-attending between 3 & 9 months - Adults	6	72	8.3%	51.0%	52.0%	50.6%
% of FP17s for Band 1 Urgent Courses	0	1	0.0%	10.3%	9.6%	9.1%
% of FP17s Relating to Free Repair or Replacements	0	1	0.0%	0.9%	0.7%	0.8%
% of FP17s Relating to Continuations	0	1	0.0%	1.1%	1.0%	1.1%
% of Patients satisfied with the dentistry they have received	0	0	N/A	91.9%	91.6%	91.4%
% of Patients satisfied with the time they had to wait for an appointment	0	0	N/A	86.7%	87.9%	87.7%

* This is based on patients treated on this contract for their most recent course of treatment. Figures in italics indicate the base number of FP17s or Patient Questionnaire responses are less than 100. N/A is shown where the base number of responses is less than 10 during the period. % is calculated as Quantity/Base number*100

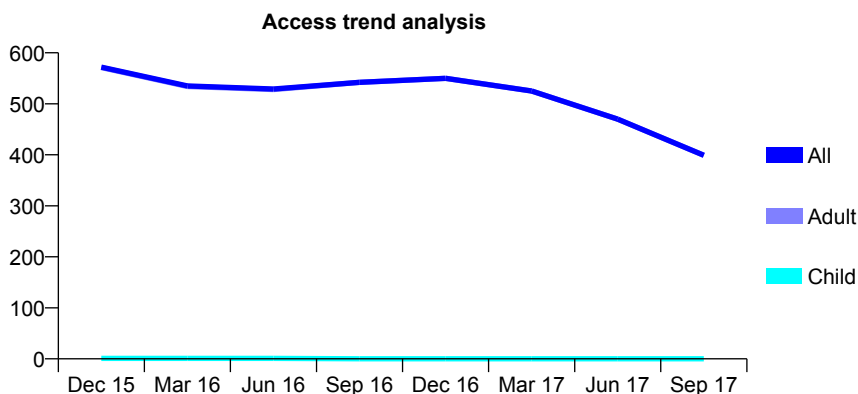
Q66 - Vital Signs At a Glance Contract Report for 113972/0003 - September 2017

Name or company name	Access Dental Ltd
Contract type name	PDS Contract
Purpose of contract	General
Contract start date	01/04/2007
Contract end date	31/03/2019

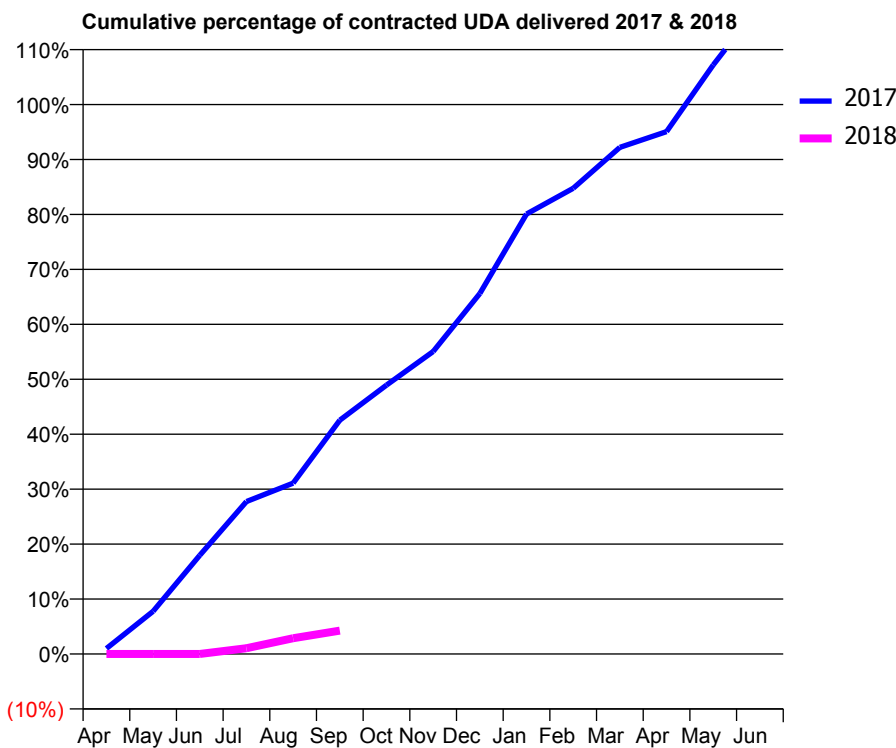
17/18 Contracted general activity (UDA)	1,500
Carry forward general activity (UDA)	0
17/18 Contracted orthodontic activity (UOA)	0
Carry forward orthodontic activity (UOA)	0
Baseline contract value	£1.01

ACCESS*

Patients seen in 24 months	Total	Change since previous quarter
Quarter ending September 2016	542	
Quarter ending December 2016	550	→
Quarter ending March 2017	525	↓
Quarter ending June 2017	470	↓
Quarter ending September 2017	399	↓
Variance since September 2016	(26.4%)	↓



ACTIVITY



Month	Adjusted Scheduled Activity (UDA)	
	2017	2018
April	15	0
May	117	0
June	270	0
July	416	16
August	466	43
September	638	64
October	734	
November	826	
December	984	
January	1,201	
February	1,271	
March	1,383	
April	1,426	
May	1,608	
June	1,771	

QUALITY

	Quantity	Base Number	Contract	AT	Region	England
% of FP17s for the same patient ID Re-attending within 3 months - Children	0	0	N/A	10.0%	11.4%	11.9%
% of FP17s for the same patient ID Re-attending within 3 months - Adults	14	103	13.6%	14.5%	15.7%	15.9%
% of FP17s for the same patient ID Re-attending between 3 & 9 months - Children	0	0	N/A	59.6%	60.6%	58.1%
% of FP17s for the same patient ID Re-attending between 3 & 9 months - Adults	11	103	10.7%	51.0%	52.0%	50.6%
% of FP17s for Band 1 Urgent Courses	0	13	0.0%	10.3%	9.6%	9.1%
% of FP17s Relating to Free Repair or Replacements	0	13	0.0%	0.9%	0.7%	0.8%
% of FP17s Relating to Continuations	0	13	0.0%	1.1%	1.0%	1.1%
% of Patients satisfied with the dentistry they have received	0	0	N/A	91.9%	91.6%	91.4%
% of Patients satisfied with the time they had to wait for an appointment	0	0	N/A	86.7%	87.9%	87.7%

* This is based on patients treated on this contract for their most recent course of treatment. Figures in italics indicate the base number of FP17s or Patient Questionnaire responses are less than 100. N/A is shown where the base number of responses is less than 10 during the period. % is calculated as Quantity/Base number*100

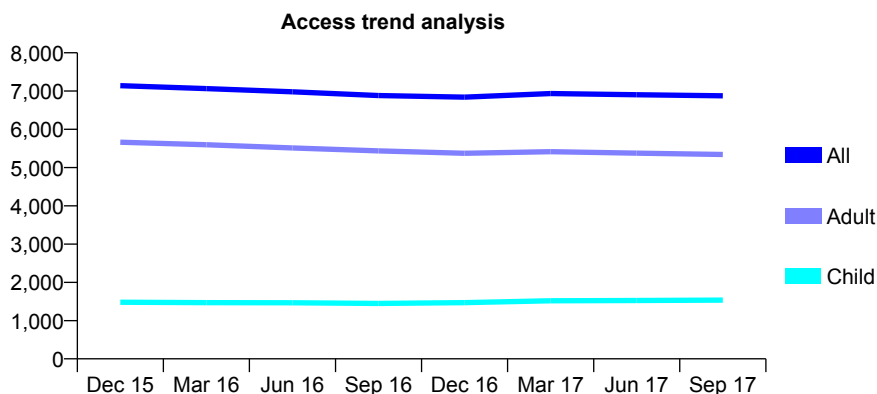
Q66 - Vital Signs At a Glance Contract Report for 115150/0001 - September 2017

Name or company name	Newquay Dental Centre Ltd
Contract type name	GDS Contract
Purpose of contract	General
Contract start date	01/04/2013
Contract end date	

17/18 Contracted general activity (UDA)	25,000
Carry forward general activity (UDA)	276
17/18 Contracted orthodontic activity (UOA)	0
Carry forward orthodontic activity (UOA)	0
Baseline contract value	£669,723.28

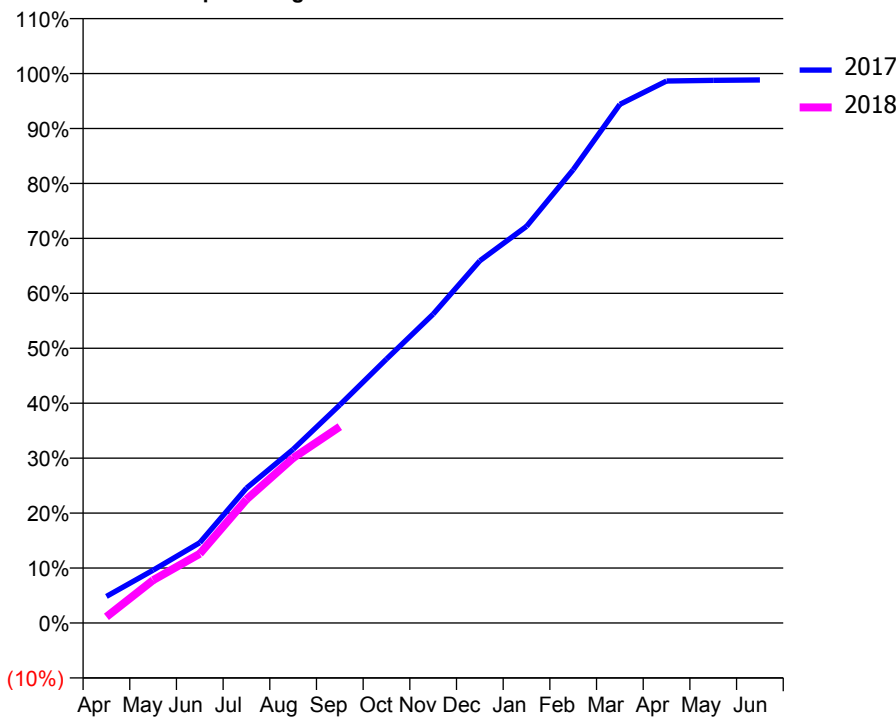
ACCESS*

Patients seen in 24 months	Total	Change since previous quarter
Quarter ending September 2016	6,884	
Quarter ending December 2016	6,842	→
Quarter ending March 2017	6,934	→
Quarter ending June 2017	6,902	→
Quarter ending September 2017	6,877	→
Variance since September 2016	(0.1%)	→



ACTIVITY

Cumulative percentage of contracted UDA delivered 2017 & 2018



Month	Adjusted Scheduled Activity (UDA)	
	2017	2018
April	1,140	282
May	2,259	1,953
June	3,437	3,152
July	5,768	5,622
August	7,429	7,506
September	9,329	8,933
October	11,288	
November	13,210	
December	15,491	
January	16,961	
February	19,387	
March	22,179	
April	23,177	
May	23,207	
June	23,224	

QUALITY

	Quantity	Base Number	Contract	AT	Region	England
% of FP17s for the same patient ID Re-attending within 3 months - Children	81	1,062	7.6%	10.0%	11.4%	11.9%
% of FP17s for the same patient ID Re-attending within 3 months - Adults	432	3,337	12.9%	14.5%	15.7%	15.9%
% of FP17s for the same patient ID Re-attending between 3 & 9 months - Children	662	1,062	62.3%	59.6%	60.6%	58.1%
% of FP17s for the same patient ID Re-attending between 3 & 9 months - Adults	1,749	3,337	52.4%	51.0%	52.0%	50.6%
% of FP17s for Band 1 Urgent Courses	442	3,981	11.1%	10.3%	9.6%	9.1%
% of FP17s Relating to Free Repair or Replacements	23	3,981	0.6%	0.9%	0.7%	0.8%
% of FP17s Relating to Continuations	14	3,981	0.4%	1.1%	1.0%	1.1%
% of Patients satisfied with the dentistry they have received	18	20	90.0%	91.9%	91.6%	91.4%
% of Patients satisfied with the time they had to wait for an appointment	17	20	85.0%	86.7%	87.9%	87.7%

* This is based on patients treated on this contract for their most recent course of treatment. Figures in italics indicate the base number of FP17s or Patient Questionnaire responses are less than 100. N/A is shown where the base number of responses is less than 10 during the period. % is calculated as Quantity/Base number*100

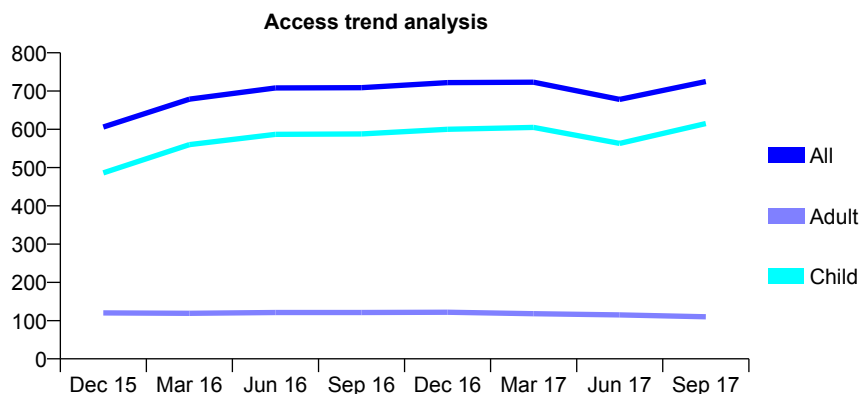
Q66 - Vital Signs At a Glance Contract Report for 116106/0001 - September 2017

Name or company name	Ward Dental Ltd
Contract type name	GDS Contract
Purpose of contract	General and Orthodontic
Contract start date	01/06/2007
Contract end date	

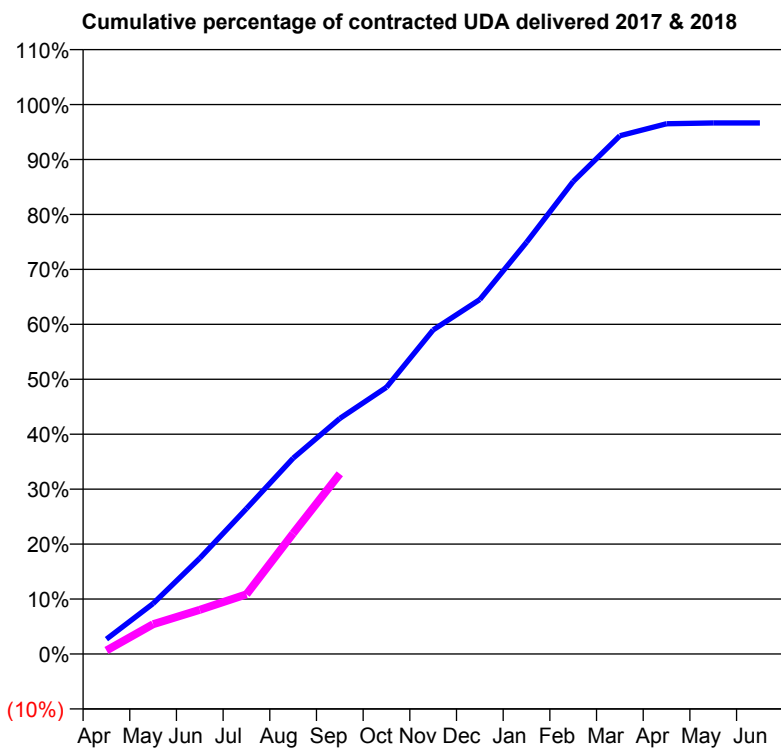
17/18 Contracted general activity (UDA)	1,378
Carry forward general activity (UDA)	46
17/18 Contracted orthodontic activity (UOA)	650
Carry forward orthodontic activity (UOA)	0
Baseline contract value	£80,637.02

ACCESS*

Patients seen in 24 months	Total	Change since previous quarter
Quarter ending September 2016	709	
Quarter ending December 2016	722	→
Quarter ending March 2017	723	→
Quarter ending June 2017	678	↓
Quarter ending September 2017	725	↑
Variance since September 2016	2.3%	↑



ACTIVITY



Month	Adjusted Scheduled Activity (UDA)	
	2017	2018
April	37	9
May	127	75
June	240	111
July	365	150
August	491	303
September	591	452
October	669	
November	813	
December	889	
January	1,032	
February	1,185	
March	1,300	
April	1,330	
May	1,332	
June	1,332	

QUALITY

	Quantity	Base Number	Contract	AT	Region	England
% of FP17s for the same patient ID Re-attending within 3 months - Children	24	483	5.0%	10.0%	11.4%	11.9%
% of FP17s for the same patient ID Re-attending within 3 months - Adults	1	26	3.8%	14.5%	15.7%	15.9%
% of FP17s for the same patient ID Re-attending between 3 & 9 months - Children	269	483	55.7%	59.6%	60.6%	58.1%
% of FP17s for the same patient ID Re-attending between 3 & 9 months - Adults	15	26	57.7%	51.0%	52.0%	50.6%
% of FP17s for Band 1 Urgent Courses	15	425	3.5%	10.3%	9.6%	9.1%
% of FP17s Relating to Free Repair or Replacements	0	425	0.0%	0.9%	0.7%	0.8%
% of FP17s Relating to Continuations	2	425	0.5%	1.1%	1.0%	1.1%
% of Patients satisfied with the dentistry they have received	1	2	N/A	91.9%	91.6%	91.4%
% of Patients satisfied with the time they had to wait for an appointment	2	2	N/A	86.7%	87.9%	87.7%

* This is based on patients treated on this contract for their most recent course of treatment. Figures in italics indicate the base number of FP17s or Patient Questionnaire responses are less than 100. N/A is shown where the base number of responses is less than 10 during the period. % is calculated as Quantity/Base number*100

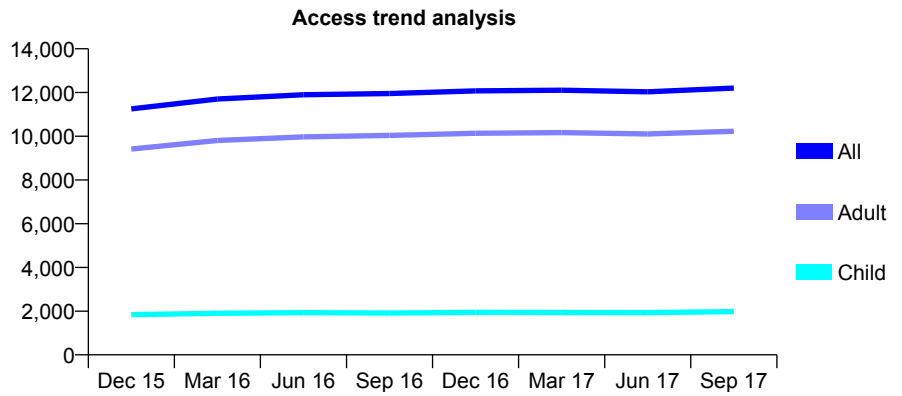
Q66 - Vital Signs At a Glance Contract Report for 116475/0001 - September 2017

Name or company name	T.Bellingan Ltd.
Contract type name	GDS Contract
Purpose of contract	General
Contract start date	01/06/2014
Contract end date	

17/18 Contracted general activity (UDA)	38,126
Carry forward general activity (UDA)	226
17/18 Contracted orthodontic activity (UOA)	0
Carry forward orthodontic activity (UOA)	0
Baseline contract value	£1,000,181.02

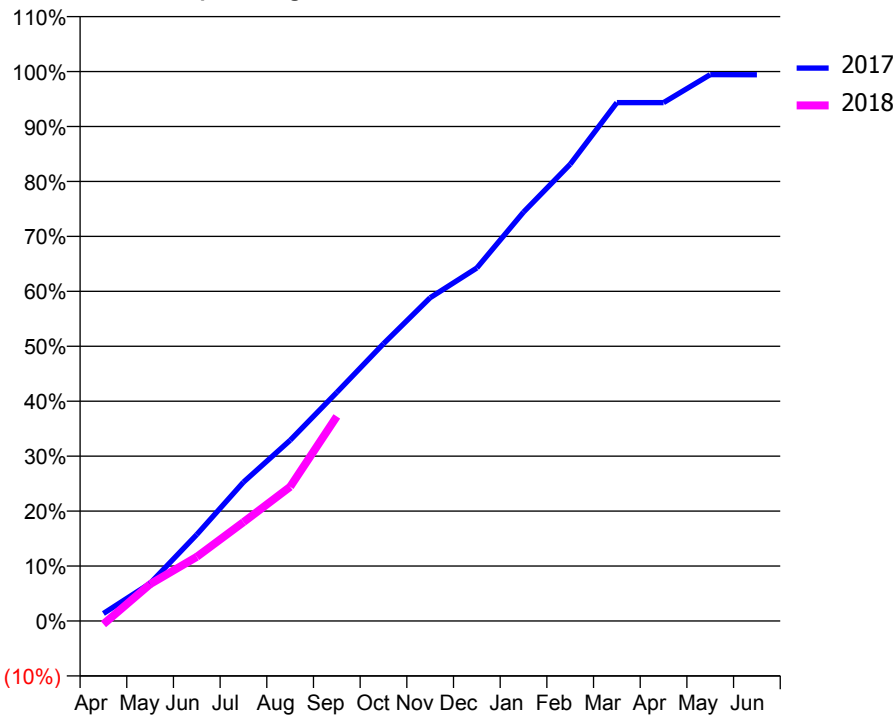
ACCESS*

Patients seen in 24 months	Total	Change since previous quarter
Quarter ending September 2016	11,952	
Quarter ending December 2016	12,077	→
Quarter ending March 2017	12,103	→
Quarter ending June 2017	12,033	→
Quarter ending September 2017	12,206	→
Variance since September 2016	2.1%	↑



ACTIVITY

Cumulative percentage of contracted UDA delivered 2017 & 2018



Month	Adjusted Scheduled Activity (UDA)	
	2017	2018
April	521	-226
May	2,612	2,556
June	6,003	4,452
July	9,635	6,859
August	12,543	9,312
September	15,864	14,194
October	19,242	
November	22,432	
December	24,492	
January	28,374	
February	31,694	
March	35,965	
April	35,965	
May	37,908	
June	37,900	

QUALITY

	Quantity	Base Number	Contract	AT	Region	England
% of FP17s for the same patient ID Re-attending within 3 months - Children	70	1,565	4.5%	10.0%	11.4%	11.9%
% of FP17s for the same patient ID Re-attending within 3 months - Adults	617	6,251	9.9%	14.5%	15.7%	15.9%
% of FP17s for the same patient ID Re-attending between 3 & 9 months - Children	965	1,565	61.7%	59.6%	60.6%	58.1%
% of FP17s for the same patient ID Re-attending between 3 & 9 months - Adults	2,951	6,251	47.2%	51.0%	52.0%	50.6%
% of FP17s for Band 1 Urgent Courses	603	7,054	8.5%	10.3%	9.6%	9.1%
% of FP17s Relating to Free Repair or Replacements	44	7,054	0.6%	0.9%	0.7%	0.8%
% of FP17s Relating to Continuations	46	7,054	0.7%	1.1%	1.0%	1.1%
% of Patients satisfied with the dentistry they have received	39	42	92.9%	91.9%	91.6%	91.4%
% of Patients satisfied with the time they had to wait for an appointment	38	42	90.5%	86.7%	87.9%	87.7%

* This is based on patients treated on this contract for their most recent course of treatment. Figures in italics indicate the base number of FP17s or Patient Questionnaire responses are less than 100. N/A is shown where the base number of responses is less than 10 during the period. % is calculated as Quantity/Base number*100

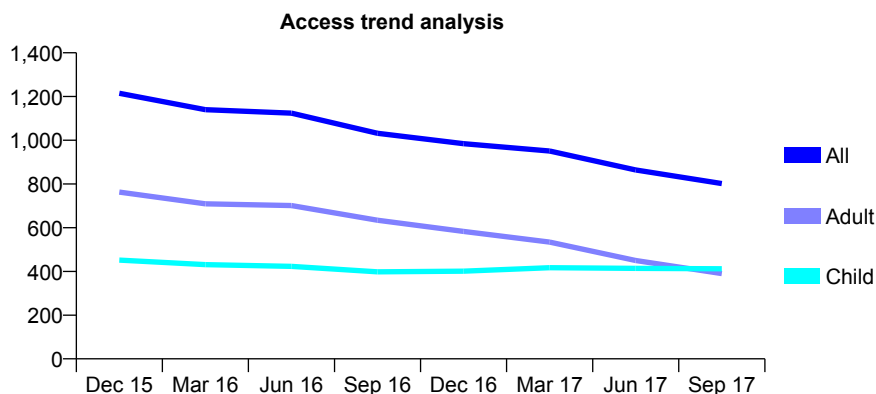
Q66 - Vital Signs At a Glance Contract Report for 116629/0001 - September 2017

Name or company name	OLIVELLE & ASSOCIATES LIMITED
Contract type name	GDS Contract
Purpose of contract	General
Contract start date	01/04/2011
Contract end date	

17/18 Contracted general activity (UDA)	1,000
Carry forward general activity (UDA)	-15
17/18 Contracted orthodontic activity (UOA)	0
Carry forward orthodontic activity (UOA)	0
Baseline contract value	£29,187.30

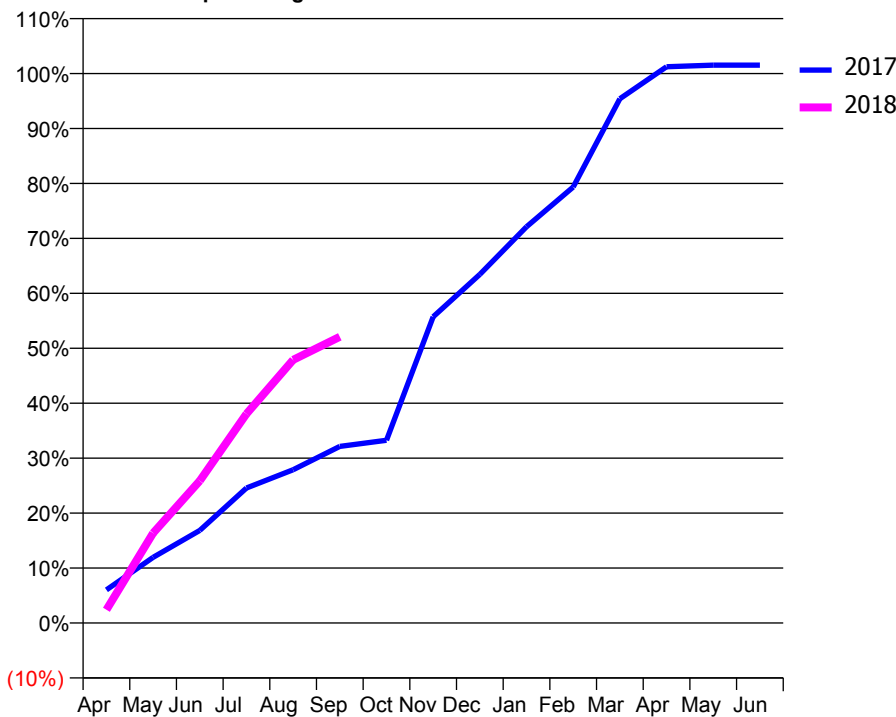
ACCESS*

Patients seen in 24 months	Total	Change since previous quarter
Quarter ending September 2016	1,032	
Quarter ending December 2016	984	↓
Quarter ending March 2017	951	↓
Quarter ending June 2017	864	↓
Quarter ending September 2017	802	↓
Variance since September 2016	(22.3%)	↓



ACTIVITY

Cumulative percentage of contracted UDA delivered 2017 & 2018



Adjusted Scheduled Activity (UDA)

Month	2017	2018
April	60	24
May	119	164
June	169	259
July	246	381
August	279	479
September	321	521
October	333	
November	557	
December	634	
January	721	
February	793	
March	954	
April	1,012	
May	1,015	
June	1,015	

QUALITY

	Quantity	Base Number	Contract	AT	Region	England
% of FP17s for the same patient ID Re-attending within 3 months - Children	28	303	9.2%	10.0%	11.4%	11.9%
% of FP17s for the same patient ID Re-attending within 3 months - Adults	4	49	8.2%	14.5%	15.7%	15.9%
% of FP17s for the same patient ID Re-attending between 3 & 9 months - Children	178	303	58.7%	59.6%	60.6%	58.1%
% of FP17s for the same patient ID Re-attending between 3 & 9 months - Adults	15	49	30.6%	51.0%	52.0%	50.6%
% of FP17s for Band 1 Urgent Courses	10	320	3.1%	10.3%	9.6%	9.1%
% of FP17s Relating to Free Repair or Replacements	0	320	0.0%	0.9%	0.7%	0.8%
% of FP17s Relating to Continuations	0	320	0.0%	1.1%	1.0%	1.1%
% of Patients satisfied with the dentistry they have received	0	0	N/A	91.9%	91.6%	91.4%
% of Patients satisfied with the time they had to wait for an appointment	0	0	N/A	86.7%	87.9%	87.7%

* This is based on patients treated on this contract for their most recent course of treatment. Figures in italics indicate the base number of FP17s or Patient Questionnaire responses are less than 100. N/A is shown where the base number of responses is less than 10 during the period. % is calculated as Quantity/Base number*100

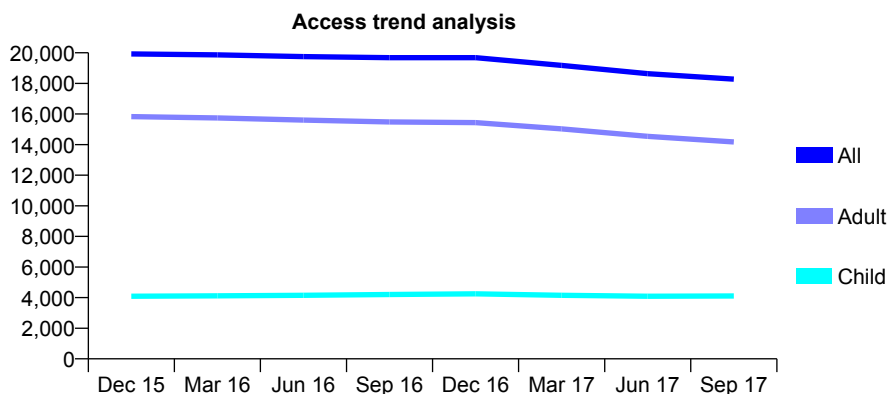
Q66 - Vital Signs At a Glance Contract Report for 118370/0001 - September 2017

Name or company name	Mainstone Health Ltd
Contract type name	GDS Contract
Purpose of contract	General
Contract start date	01/04/2008
Contract end date	

17/18 Contracted general activity (UDA)	52,550
Carry forward general activity (UDA)	-67
17/18 Contracted orthodontic activity (UOA)	0
Carry forward orthodontic activity (UOA)	0
Baseline contract value	£1,399,398.42

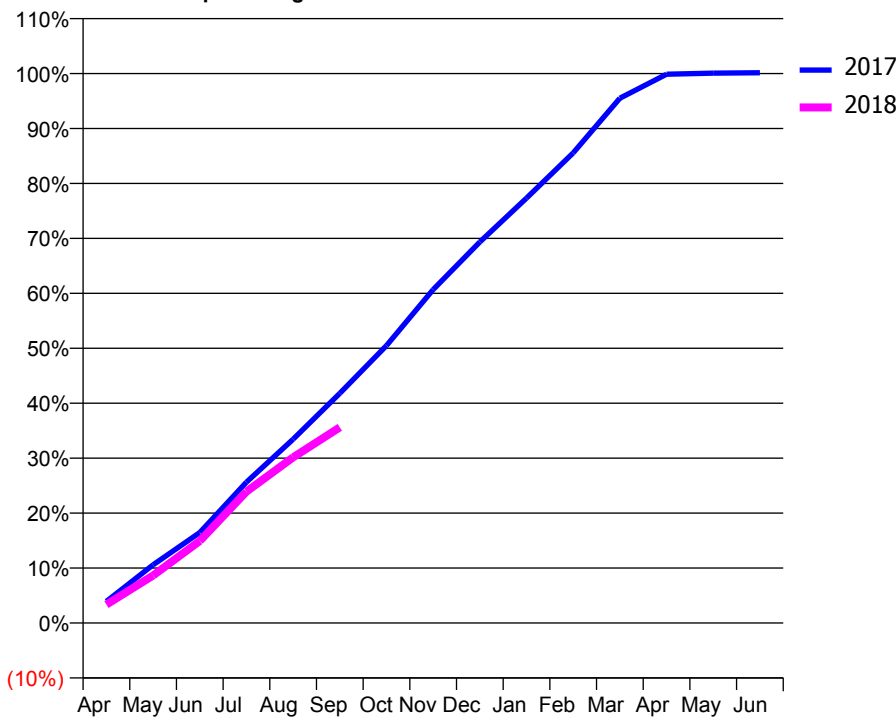
ACCESS*

Patients seen in 24 months	Total	Change since previous quarter
Quarter ending September 2016	19,684	
Quarter ending December 2016	19,681	→
Quarter ending March 2017	19,178	↓
Quarter ending June 2017	18,632	↓
Quarter ending September 2017	18,279	↓
Variance since September 2016	(7.1%)	↓



ACTIVITY

Cumulative percentage of contracted UDA delivered 2017 & 2018



Month	Adjusted Scheduled Activity (UDA)	
	2017	2018
April	1,841	1,760
May	4,955	4,548
June	7,692	7,846
July	11,975	12,573
August	15,630	15,841
September	19,528	18,720
October	23,596	
November	28,357	
December	32,405	
January	36,136	
February	39,975	
March	44,623	
April	46,663	
May	46,762	
June	46,796	

QUALITY

	Quantity	Base Number	Contract	AT	Region	England
% of FP17s for the same patient ID Re-attending within 3 months - Children	120	2,560	4.7%	10.0%	11.4%	11.9%
% of FP17s for the same patient ID Re-attending within 3 months - Adults	655	6,557	10.0%	14.5%	15.7%	15.9%
% of FP17s for the same patient ID Re-attending between 3 & 9 months - Children	1,253	2,560	48.9%	59.6%	60.6%	58.1%
% of FP17s for the same patient ID Re-attending between 3 & 9 months - Adults	1,954	6,557	29.8%	51.0%	52.0%	50.6%
% of FP17s for Band 1 Urgent Courses	604	8,447	7.2%	10.3%	9.6%	9.1%
% of FP17s Relating to Free Repair or Replacements	59	8,447	0.7%	0.9%	0.7%	0.8%
% of FP17s Relating to Continuations	145	8,447	1.7%	1.1%	1.0%	1.1%
% of Patients satisfied with the dentistry they have received	93	101	92.1%	91.9%	91.6%	91.4%
% of Patients satisfied with the time they had to wait for an appointment	82	101	81.2%	86.7%	87.9%	87.7%

* This is based on patients treated on this contract for their most recent course of treatment. Figures in italics indicate the base number of FP17s or Patient Questionnaire responses are less than 100. N/A is shown where the base number of responses is less than 10 during the period. % is calculated as Quantity/Base number*100

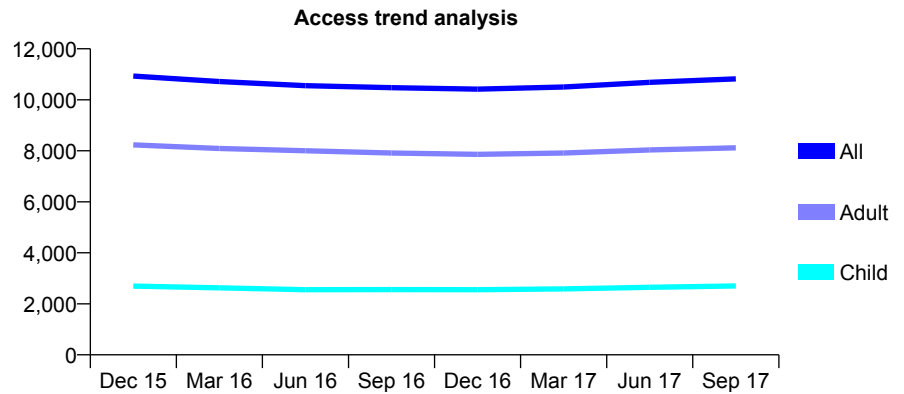
Q66 - Vital Signs At a Glance Contract Report for 121037/0001 - September 2017

Name or company name	Pinhoe Dental Centre Limited
Contract type name	GDS Contract
Purpose of contract	General
Contract start date	01/05/2010
Contract end date	

17/18 Contracted general activity (UDA)	34,063
Carry forward general activity (UDA)	632
17/18 Contracted orthodontic activity (UOA)	0
Carry forward orthodontic activity (UOA)	0
Baseline contract value	£1,186,527.08

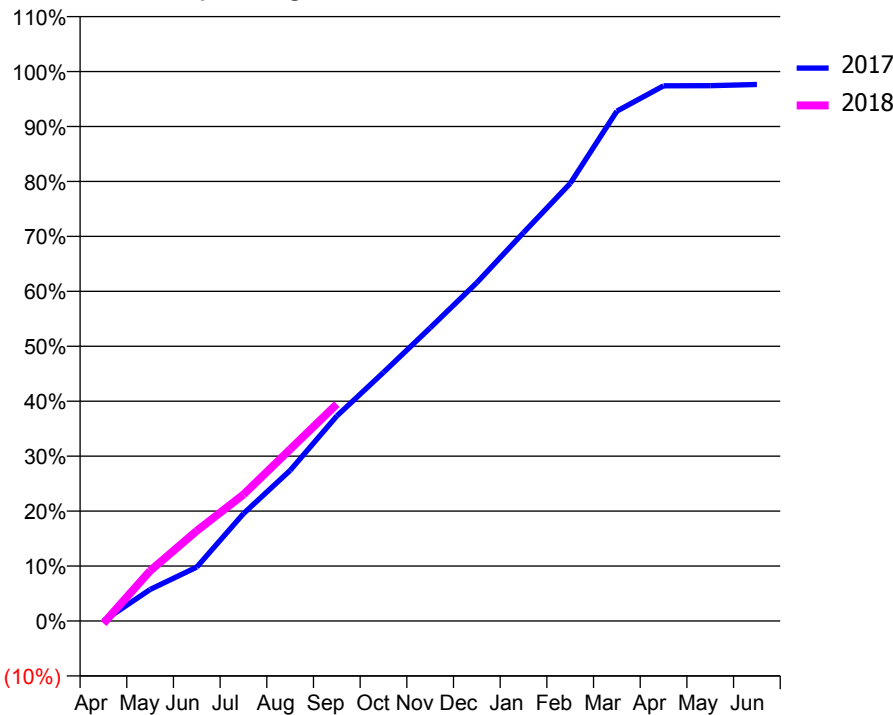
ACCESS*

Patients seen in 24 months	Total	Change since previous quarter
Quarter ending September 2016	10,474	
Quarter ending December 2016	10,418	→
Quarter ending March 2017	10,503	→
Quarter ending June 2017	10,683	→
Quarter ending September 2017	10,822	→
Variance since September 2016	3.3%	↑



ACTIVITY

Cumulative percentage of contracted UDA delivered 2017 & 2018



Month	Adjusted Scheduled Activity (UDA)	
	2017	2018
April	-0	-153
May	1,677	3,112
June	2,873	5,595
July	5,725	7,844
August	8,024	10,642
September	10,927	13,445
October	13,246	
November	15,619	
December	18,034	
January	20,699	
February	23,320	
March	27,168	
April	28,518	
May	28,525	
June	28,588	

QUALITY

	Quantity	Base Number	Contract	AT	Region	England
% of FP17s for the same patient ID Re-attending within 3 months - Children	152	2,234	6.8%	10.0%	11.4%	11.9%
% of FP17s for the same patient ID Re-attending within 3 months - Adults	718	5,786	12.4%	14.5%	15.7%	15.9%
% of FP17s for the same patient ID Re-attending between 3 & 9 months - Children	1,351	2,234	60.5%	59.6%	60.6%	58.1%
% of FP17s for the same patient ID Re-attending between 3 & 9 months - Adults	3,022	5,786	52.2%	51.0%	52.0%	50.6%
% of FP17s for Band 1 Urgent Courses	689	7,392	9.3%	10.3%	9.6%	9.1%
% of FP17s Relating to Free Repair or Replacements	55	7,392	0.7%	0.9%	0.7%	0.8%
% of FP17s Relating to Continuations	74	7,392	1.0%	1.1%	1.0%	1.1%
% of Patients satisfied with the dentistry they have received	11	12	91.7%	91.9%	91.6%	91.4%
% of Patients satisfied with the time they had to wait for an appointment	11	12	91.7%	86.7%	87.9%	87.7%

* This is based on patients treated on this contract for their most recent course of treatment. Figures in italics indicate the base number of FP17s or Patient Questionnaire responses are less than 100. N/A is shown where the base number of responses is less than 10 during the period. % is calculated as Quantity/Base number*100

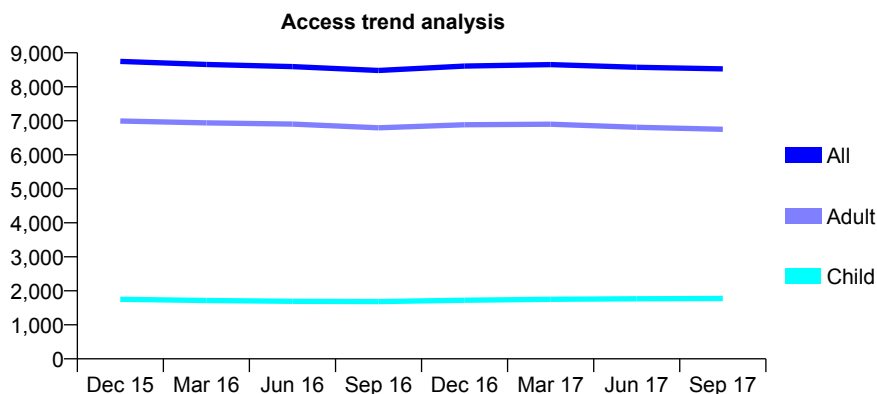
Q66 - Vital Signs At a Glance Contract Report for 121231/0001 - September 2017

Name or company name	Wadebridge Dental Care LTD
Contract type name	GDS Contract
Purpose of contract	General
Contract start date	05/11/2012
Contract end date	

17/18 Contracted general activity (UDA)	28,052
Carry forward general activity (UDA)	842
17/18 Contracted orthodontic activity (UOA)	0
Carry forward orthodontic activity (UOA)	0
Baseline contract value	£767,609.91

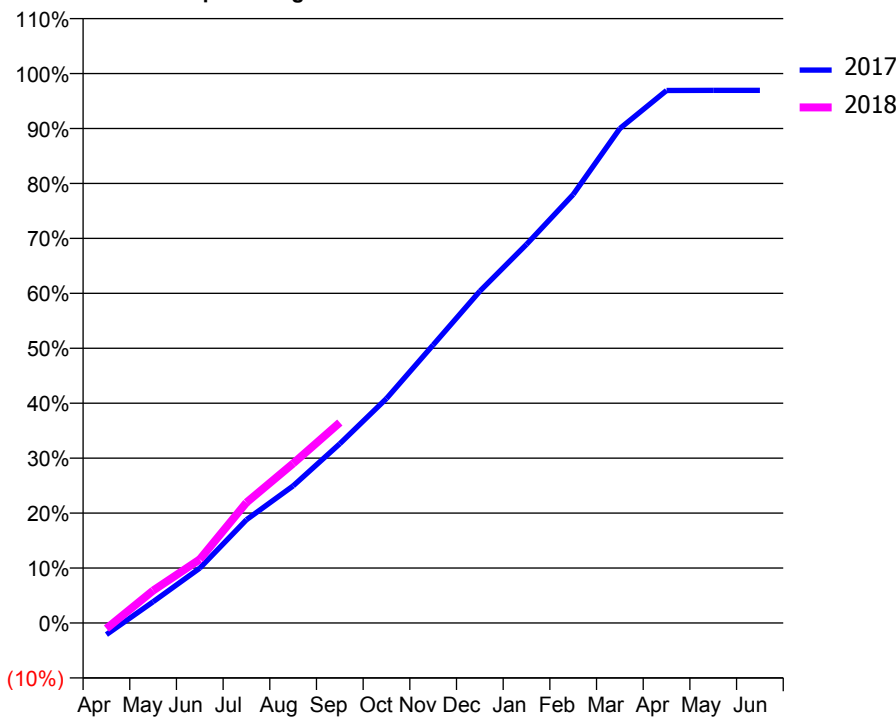
ACCESS*

Patients seen in 24 months	Total	Change since previous quarter
Quarter ending September 2016	8,479	
Quarter ending December 2016	8,609	→
Quarter ending March 2017	8,652	→
Quarter ending June 2017	8,575	→
Quarter ending September 2017	8,527	→
Variance since September 2016	0.6%	→



ACTIVITY

Cumulative percentage of contracted UDA delivered 2017 & 2018



Month	Adjusted Scheduled Activity (UDA)	
	2017	2018
April	-583	-288
May	1,062	1,659
June	2,746	3,251
July	5,165	6,149
August	6,860	8,146
September	8,964	10,236
October	11,222	
November	13,904	
December	16,589	
January	18,933	
February	21,426	
March	24,725	
April	26,626	
May	26,631	
June	26,631	

QUALITY

	Quantity	Base Number	Contract	AT	Region	England
% of FP17s for the same patient ID Re-attending within 3 months - Children	136	1,324	10.3%	10.0%	11.4%	11.9%
% of FP17s for the same patient ID Re-attending within 3 months - Adults	824	4,492	18.3%	14.5%	15.7%	15.9%
% of FP17s for the same patient ID Re-attending between 3 & 9 months - Children	757	1,324	57.2%	59.6%	60.6%	58.1%
% of FP17s for the same patient ID Re-attending between 3 & 9 months - Adults	2,242	4,492	49.9%	51.0%	52.0%	50.6%
% of FP17s for Band 1 Urgent Courses	458	5,122	8.9%	10.3%	9.6%	9.1%
% of FP17s Relating to Free Repair or Replacements	46	5,122	0.9%	0.9%	0.7%	0.8%
% of FP17s Relating to Continuations	196	5,122	3.8%	1.1%	1.0%	1.1%
% of Patients satisfied with the dentistry they have received	22	24	91.7%	91.9%	91.6%	91.4%
% of Patients satisfied with the time they had to wait for an appointment	21	24	87.5%	86.7%	87.9%	87.7%

* This is based on patients treated on this contract for their most recent course of treatment. Figures in italics indicate the base number of FP17s or Patient Questionnaire responses are less than 100. N/A is shown where the base number of responses is less than 10 during the period. % is calculated as Quantity/Base number*100

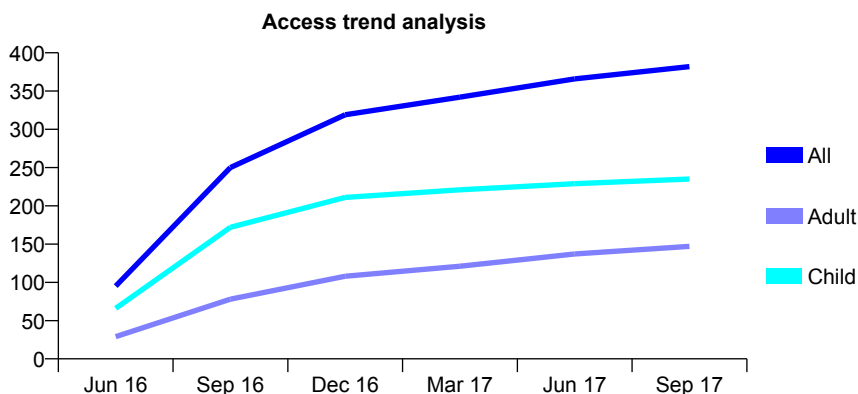
Q66 - Vital Signs At a Glance Contract Report for 122548/0001 - September 2017

Name or company name	Juliette Moor
Contract type name	GDS Contract
Purpose of contract	General
Contract start date	01/01/2016
Contract end date	

17/18 Contracted general activity (UDA)	800
Carry forward general activity (UDA)	0
17/18 Contracted orthodontic activity (UOA)	0
Carry forward orthodontic activity (UOA)	0
Baseline contract value	£17,382.29

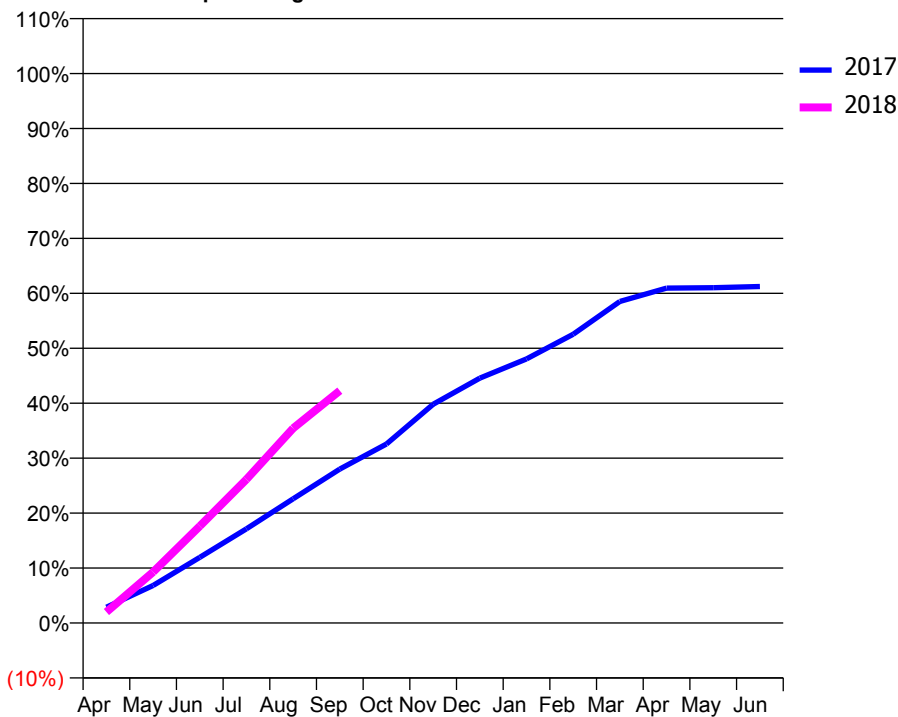
ACCESS*

Patients seen in 24 months	Total	Change since previous quarter
Quarter ending September 2016	250	
Quarter ending December 2016	319	↑
Quarter ending March 2017	342	↑
Quarter ending June 2017	366	↑
Quarter ending September 2017	382	↑
Variance since September 2016	52.8%	↑



ACTIVITY

Cumulative percentage of contracted UDA delivered 2017 & 2018



Month	Adjusted Scheduled Activity (UDA)	
	2017	2018
April	37	16
May	89	74
June	155	141
July	222	209
August	293	284
September	364	338
October	423	
November	517	
December	578	
January	624	
February	682	
March	760	
April	791	
May	792	
June	795	

QUALITY

	Quantity	Base Number	Contract	AT	Region	England
% of FP17s for the same patient ID Re-attending within 3 months - Children	16	174	9.2%	10.0%	11.4%	11.9%
% of FP17s for the same patient ID Re-attending within 3 months - Adults	6	91	6.6%	14.5%	15.7%	15.9%
% of FP17s for the same patient ID Re-attending between 3 & 9 months - Children	97	174	55.7%	59.6%	60.6%	58.1%
% of FP17s for the same patient ID Re-attending between 3 & 9 months - Adults	52	91	57.1%	51.0%	52.0%	50.6%
% of FP17s for Band 1 Urgent Courses	11	241	4.6%	10.3%	9.6%	9.1%
% of FP17s Relating to Free Repair or Replacements	1	241	0.4%	0.9%	0.7%	0.8%
% of FP17s Relating to Continuations	1	241	0.4%	1.1%	1.0%	1.1%
% of Patients satisfied with the dentistry they have received	0	1	N/A	91.9%	91.6%	91.4%
% of Patients satisfied with the time they had to wait for an appointment	0	1	N/A	86.7%	87.9%	87.7%

* This is based on patients treated on this contract for their most recent course of treatment. Figures in italics indicate the base number of FP17s or Patient Questionnaire responses are less than 100. N/A is shown where the base number of responses is less than 10 during the period. % is calculated as Quantity/Base number*100

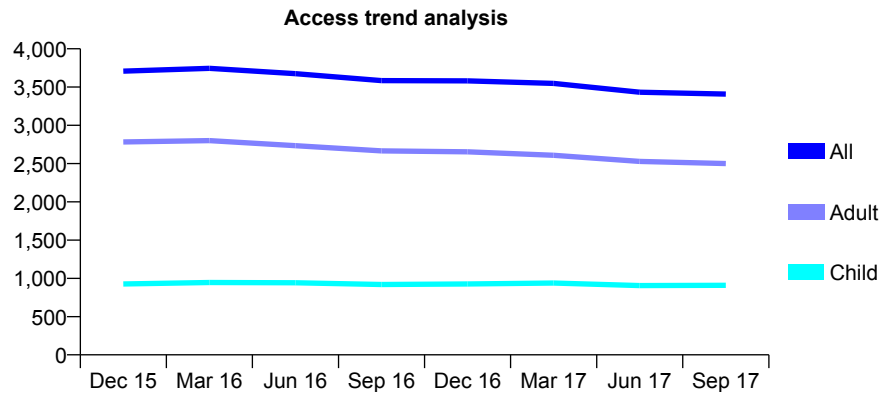
Q66 - Vital Signs At a Glance Contract Report for 124362/0001 - September 2017

Name or company name	Dental Dimensions
Contract type name	GDS Contract
Purpose of contract	General
Contract start date	01/02/2009
Contract end date	

17/18 Contracted general activity (UDA)	15,000
Carry forward general activity (UDA)	0
17/18 Contracted orthodontic activity (UOA)	0
Carry forward orthodontic activity (UOA)	0
Baseline contract value	£358,708.25

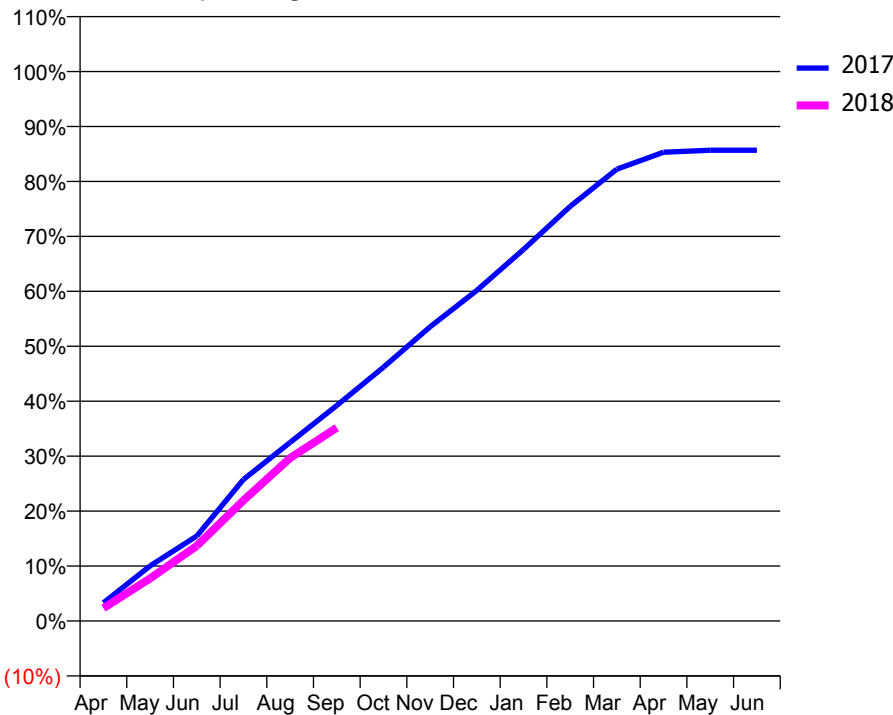
ACCESS*

Patients seen in 24 months	Total	Change since previous quarter
Quarter ending September 2016	3,585	
Quarter ending December 2016	3,580	→
Quarter ending March 2017	3,547	→
Quarter ending June 2017	3,433	↓
Quarter ending September 2017	3,409	→
Variance since September 2016	(4.9%)	↓



ACTIVITY

Cumulative percentage of contracted UDA delivered 2017 & 2018



Month	Adjusted Scheduled Activity (UDA)	
	2017	2018
April	498	352
May	1,504	1,163
June	2,320	2,050
July	3,865	3,292
August	4,876	4,449
September	5,884	5,278
October	6,928	
November	8,032	
December	9,027	
January	10,142	
February	11,320	
March	12,335	
April	12,795	
May	12,852	
June	12,851	

QUALITY

	Quantity	Base Number	Contract	AT	Region	England
% of FP17s for the same patient ID Re-attending within 3 months - Children	50	600	8.3%	10.0%	11.4%	11.9%
% of FP17s for the same patient ID Re-attending within 3 months - Adults	375	1,794	20.9%	14.5%	15.7%	15.9%
% of FP17s for the same patient ID Re-attending between 3 & 9 months - Children	385	600	64.2%	59.6%	60.6%	58.1%
% of FP17s for the same patient ID Re-attending between 3 & 9 months - Adults	1,044	1,794	58.2%	51.0%	52.0%	50.6%
% of FP17s for Band 1 Urgent Courses	149	2,240	6.7%	10.3%	9.6%	9.1%
% of FP17s Relating to Free Repair or Replacements	2	2,240	0.1%	0.9%	0.7%	0.8%
% of FP17s Relating to Continuations	95	2,240	4.2%	1.1%	1.0%	1.1%
% of Patients satisfied with the dentistry they have received	12	13	92.3%	91.9%	91.6%	91.4%
% of Patients satisfied with the time they had to wait for an appointment	11	13	84.6%	86.7%	87.9%	87.7%

* This is based on patients treated on this contract for their most recent course of treatment. Figures in italics indicate the base number of FP17s or Patient Questionnaire responses are less than 100. N/A is shown where the base number of responses is less than 10 during the period. % is calculated as Quantity/Base number*100

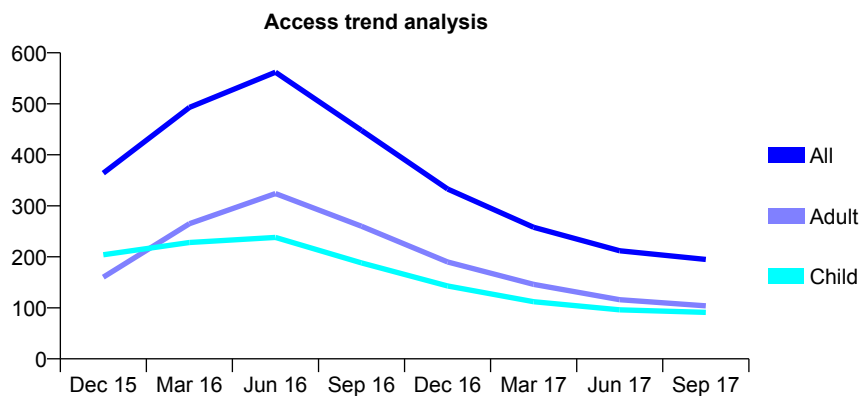
Q66 - Vital Signs At a Glance Contract Report for 125776/0009 - September 2017

Name or company name	Apex Dental Care Ltd
Contract type name	GDS Contract
Purpose of contract	General
Contract start date	01/08/2010
Contract end date	

17/18 Contracted general activity (UDA)	882
Carry forward general activity (UDA)	0
17/18 Contracted orthodontic activity (UOA)	0
Carry forward orthodontic activity (UOA)	0
Baseline contract value	£20,882.58

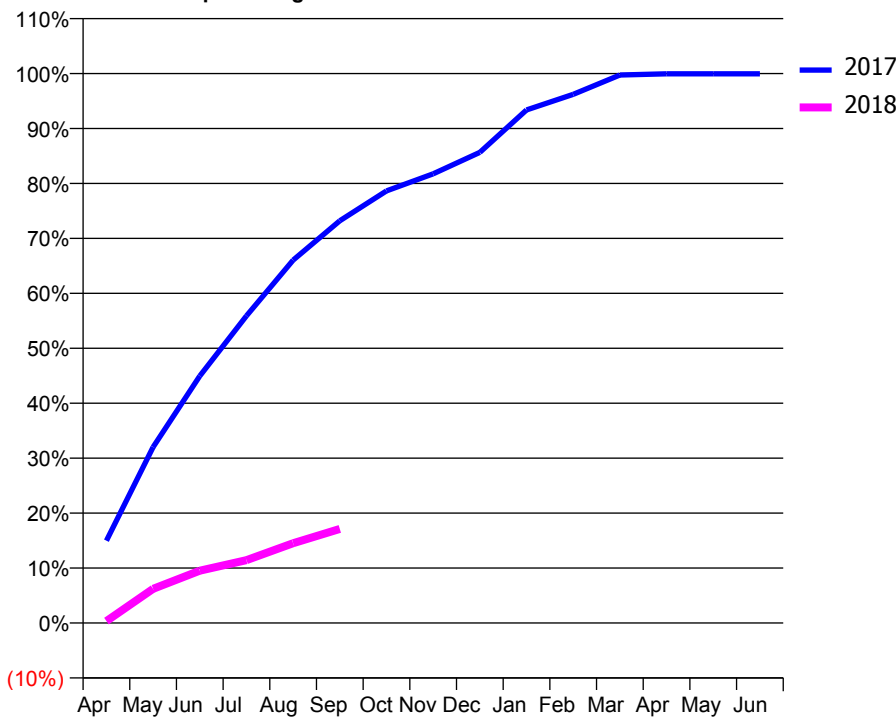
ACCESS*

Patients seen in 24 months	Total	Change since previous quarter
Quarter ending September 2016	448	
Quarter ending December 2016	333	↓
Quarter ending March 2017	258	↓
Quarter ending June 2017	212	↓
Quarter ending September 2017	195	↓
Variance since September 2016	(56.5%)	↓



ACTIVITY

Cumulative percentage of contracted UDA delivered 2017 & 2018



Month	Adjusted Scheduled Activity (UDA)	
	2017	2018
April	132	3
May	282	55
June	397	84
July	493	101
August	582	128
September	646	151
October	694	
November	721	
December	755	
January	824	
February	849	
March	880	
April	882	
May	882	
June	882	

QUALITY

	Quantity	Base Number	Contract	AT	Region	England
% of FP17s for the same patient ID Re-attending within 3 months - Children	5	56	8.9%	10.0%	11.4%	11.9%
% of FP17s for the same patient ID Re-attending within 3 months - Adults	10	45	22.2%	14.5%	15.7%	15.9%
% of FP17s for the same patient ID Re-attending between 3 & 9 months - Children	42	56	75.0%	59.6%	60.6%	58.1%
% of FP17s for the same patient ID Re-attending between 3 & 9 months - Adults	20	45	44.4%	51.0%	52.0%	50.6%
% of FP17s for Band 1 Urgent Courses	0	98	0.0%	10.3%	9.6%	9.1%
% of FP17s Relating to Free Repair or Replacements	0	98	0.0%	0.9%	0.7%	0.8%
% of FP17s Relating to Continuations	6	98	6.1%	1.1%	1.0%	1.1%
% of Patients satisfied with the dentistry they have received	0	0	N/A	91.9%	91.6%	91.4%
% of Patients satisfied with the time they had to wait for an appointment	0	0	N/A	86.7%	87.9%	87.7%

* This is based on patients treated on this contract for their most recent course of treatment. Figures in italics indicate the base number of FP17s or Patient Questionnaire responses are less than 100. N/A is shown where the base number of responses is less than 10 during the period. % is calculated as Quantity/Base number*100

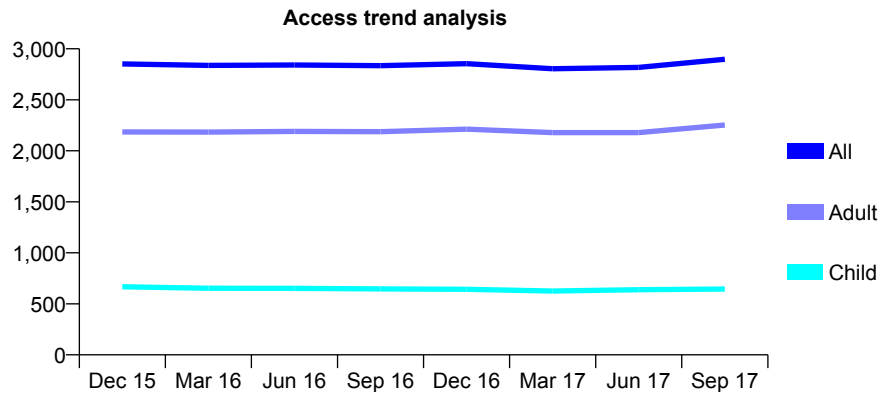
Q66 - Vital Signs At a Glance Contract Report for 126713/0001 - September 2017

Name or company name	CASTLE HILL DENTAL PRACTICE LIMITE
Contract type name	GDS Contract
Purpose of contract	General
Contract start date	01/04/2011
Contract end date	

17/18 Contracted general activity (UDA)	10,118
Carry forward general activity (UDA)	0
17/18 Contracted orthodontic activity (UOA)	0
Carry forward orthodontic activity (UOA)	0
Baseline contract value	£270,875.67

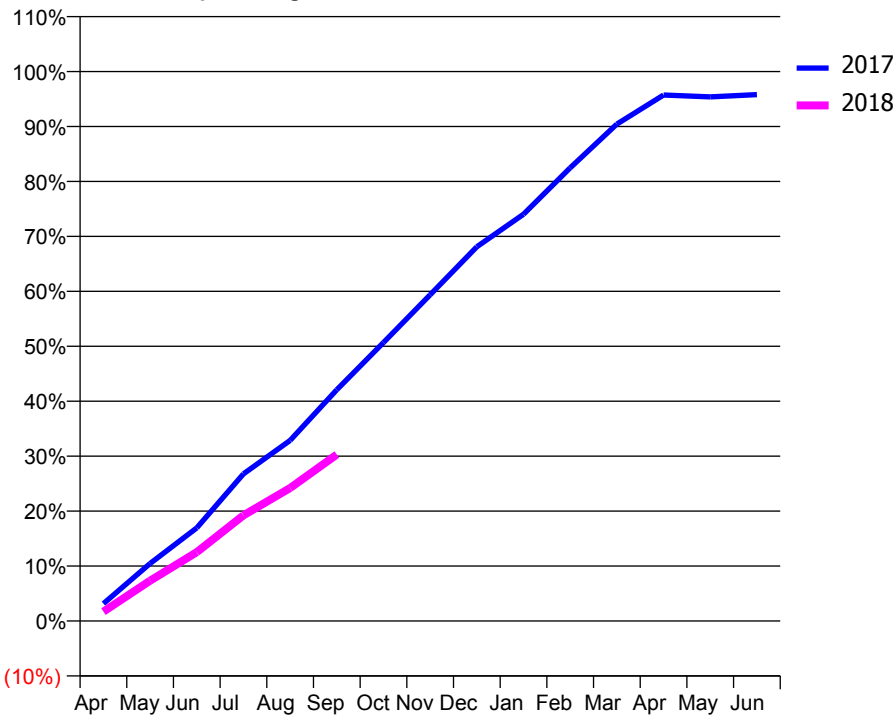
ACCESS*

Patients seen in 24 months	Total	Change since previous quarter
Quarter ending September 2016	2,835	
Quarter ending December 2016	2,854	→
Quarter ending March 2017	2,804	↓
Quarter ending June 2017	2,818	→
Quarter ending September 2017	2,898	↑
Variance since September 2016	2.2%	↑



ACTIVITY

Cumulative percentage of contracted UDA delivered 2017 & 2018



Month	Adjusted Scheduled Activity (UDA)	
	2017	2018
April	248	173
May	820	743
June	1,325	1,267
July	2,095	1,945
August	2,572	2,450
September	3,293	3,066
October	3,965	
November	4,645	
December	5,329	
January	5,791	
February	6,452	
March	7,074	
April	7,488	
May	7,463	
June	7,494	

QUALITY

	Quantity	Base Number	Contract	AT	Region	England
% of FP17s for the same patient ID Re-attending within 3 months - Children	13	507	2.6%	10.0%	11.4%	11.9%
% of FP17s for the same patient ID Re-attending within 3 months - Adults	97	1,434	6.8%	14.5%	15.7%	15.9%
% of FP17s for the same patient ID Re-attending between 3 & 9 months - Children	321	507	63.3%	59.6%	60.6%	58.1%
% of FP17s for the same patient ID Re-attending between 3 & 9 months - Adults	706	1,434	49.2%	51.0%	52.0%	50.6%
% of FP17s for Band 1 Urgent Courses	80	1,755	4.6%	10.3%	9.6%	9.1%
% of FP17s Relating to Free Repair or Replacements	2	1,755	0.1%	0.9%	0.7%	0.8%
% of FP17s Relating to Continuations	6	1,755	0.3%	1.1%	1.0%	1.1%
% of Patients satisfied with the dentistry they have received	11	12	91.7%	91.9%	91.6%	91.4%
% of Patients satisfied with the time they had to wait for an appointment	9	12	75.0%	86.7%	87.9%	87.7%

* This is based on patients treated on this contract for their most recent course of treatment. Figures in italics indicate the base number of FP17s or Patient Questionnaire responses are less than 100. N/A is shown where the base number of responses is less than 10 during the period. % is calculated as Quantity/Base number*100

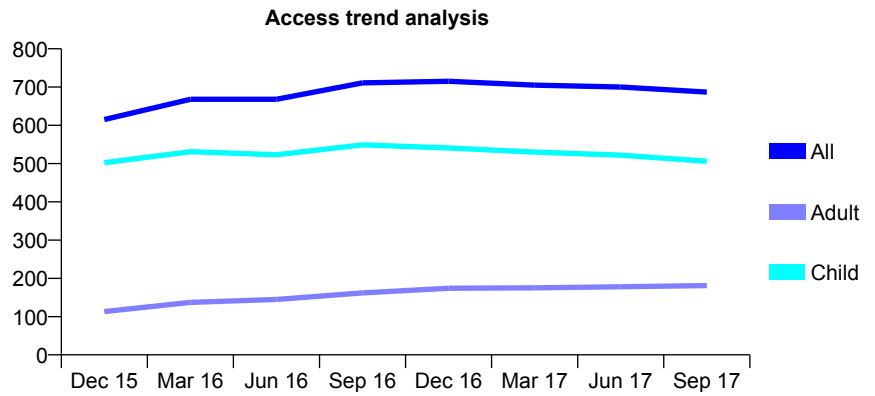
Q66 - Vital Signs At a Glance Contract Report for 127310/0001 - September 2017

Name or company name	Green Room Dentistry
Contract type name	GDS Contract
Purpose of contract	General
Contract start date	01/01/2015
Contract end date	

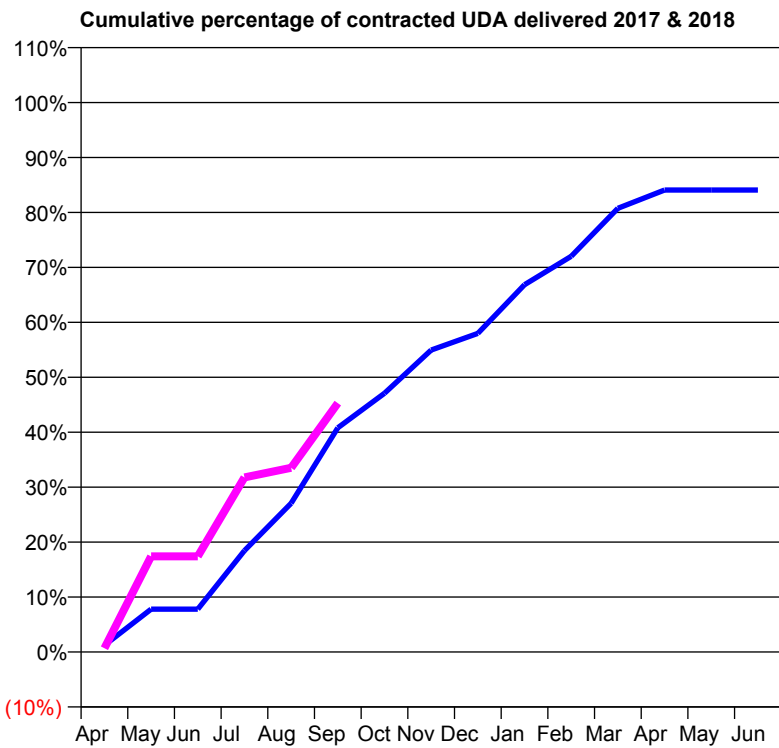
17/18 Contracted general activity (UDA)	1,718
Carry forward general activity (UDA)	0
17/18 Contracted orthodontic activity (UOA)	0
Carry forward orthodontic activity (UOA)	0
Baseline contract value	£45,097.62

ACCESS*

Patients seen in 24 months	Total	Change since previous quarter
Quarter ending September 2016	711	
Quarter ending December 2016	715	→
Quarter ending March 2017	705	↓
Quarter ending June 2017	700	→
Quarter ending September 2017	687	↓
Variance since September 2016	(3.4%)	↓



ACTIVITY



Month	Adjusted Scheduled Activity (UDA)	
	2017	2018
April	21	12
May	134	299
June	134	299
July	317	546
August	465	576
September	701	778
October	809	
November	944	
December	996	
January	1,148	
February	1,237	
March	1,387	
April	1,444	
May	1,444	
June	1,444	

QUALITY

	Quantity	Base Number	Contract	AT	Region	England
% of FP17s for the same patient ID Re-attending within 3 months - Children	19	472	4.0%	10.0%	11.4%	11.9%
% of FP17s for the same patient ID Re-attending within 3 months - Adults	1	89	1.1%	14.5%	15.7%	15.9%
% of FP17s for the same patient ID Re-attending between 3 & 9 months - Children	374	472	79.2%	59.6%	60.6%	58.1%
% of FP17s for the same patient ID Re-attending between 3 & 9 months - Adults	66	89	74.2%	51.0%	52.0%	50.6%
% of FP17s for Band 1 Urgent Courses	0	529	0.0%	10.3%	9.6%	9.1%
% of FP17s Relating to Free Repair or Replacements	0	529	0.0%	0.9%	0.7%	0.8%
% of FP17s Relating to Continuations	0	529	0.0%	1.1%	1.0%	1.1%
% of Patients satisfied with the dentistry they have received	2	2	N/A	91.9%	91.6%	91.4%
% of Patients satisfied with the time they had to wait for an appointment	2	2	N/A	86.7%	87.9%	87.7%

* This is based on patients treated on this contract for their most recent course of treatment. Figures in italics indicate the base number of FP17s or Patient Questionnaire responses are less than 100. N/A is shown where the base number of responses is less than 10 during the period. % is calculated as Quantity/Base number*100

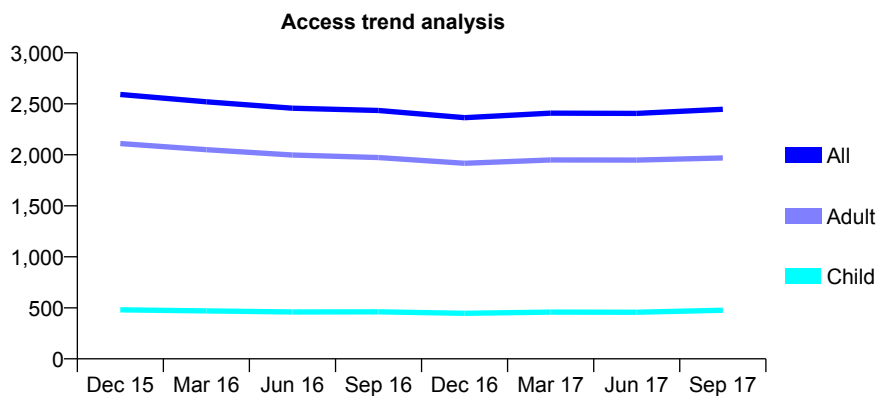
Q66 - Vital Signs At a Glance Contract Report for 127329/0001 - September 2017

Name or company name	Diplomat Devon Ltd
Contract type name	GDS Contract
Purpose of contract	General
Contract start date	06/12/2010
Contract end date	

17/18 Contracted general activity (UDA)	9,000
Carry forward general activity (UDA)	0
17/18 Contracted orthodontic activity (UOA)	0
Carry forward orthodontic activity (UOA)	0
Baseline contract value	£232,208.53

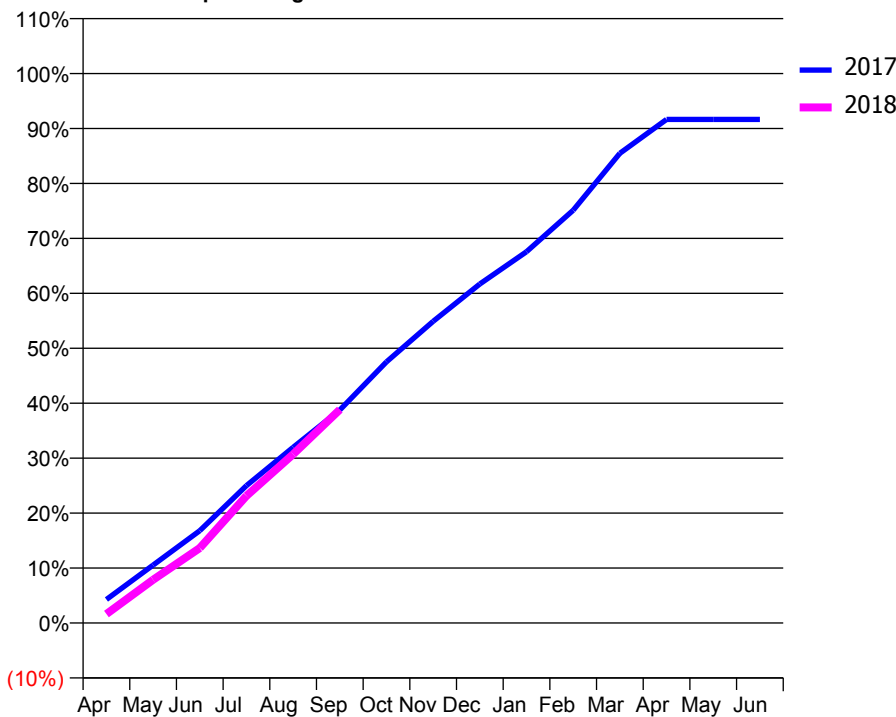
ACCESS*

Patients seen in 24 months	Total	Change since previous quarter
Quarter ending September 2016	2,434	
Quarter ending December 2016	2,364	↓
Quarter ending March 2017	2,408	→
Quarter ending June 2017	2,406	→
Quarter ending September 2017	2,446	→
Variance since September 2016	0.5%	→



ACTIVITY

Cumulative percentage of contracted UDA delivered 2017 & 2018



Month	Adjusted Scheduled Activity (UDA)	
	2017	2018
April	385	147
May	948	709
June	1,513	1,230
July	2,250	2,083
August	2,877	2,764
September	3,488	3,496
October	4,278	
November	4,941	
December	5,553	
January	6,081	
February	6,760	
March	7,692	
April	8,248	
May	8,248	
June	8,248	

QUALITY

	Quantity	Base Number	Contract	AT	Region	England
% of FP17s for the same patient ID Re-attending within 3 months - Children	38	406	9.4%	10.0%	11.4%	11.9%
% of FP17s for the same patient ID Re-attending within 3 months - Adults	238	1,583	15.0%	14.5%	15.7%	15.9%
% of FP17s for the same patient ID Re-attending between 3 & 9 months - Children	246	406	60.6%	59.6%	60.6%	58.1%
% of FP17s for the same patient ID Re-attending between 3 & 9 months - Adults	971	1,583	61.3%	51.0%	52.0%	50.6%
% of FP17s for Band 1 Urgent Courses	164	1,813	9.0%	10.3%	9.6%	9.1%
% of FP17s Relating to Free Repair or Replacements	7	1,813	0.4%	0.9%	0.7%	0.8%
% of FP17s Relating to Continuations	23	1,813	1.3%	1.1%	1.0%	1.1%
% of Patients satisfied with the dentistry they have received	11	12	91.7%	91.9%	91.6%	91.4%
% of Patients satisfied with the time they had to wait for an appointment	12	12	100.0%	86.7%	87.9%	87.7%

* This is based on patients treated on this contract for their most recent course of treatment. Figures in italics indicate the base number of FP17s or Patient Questionnaire responses are less than 100. N/A is shown where the base number of responses is less than 10 during the period. % is calculated as Quantity/Base number*100

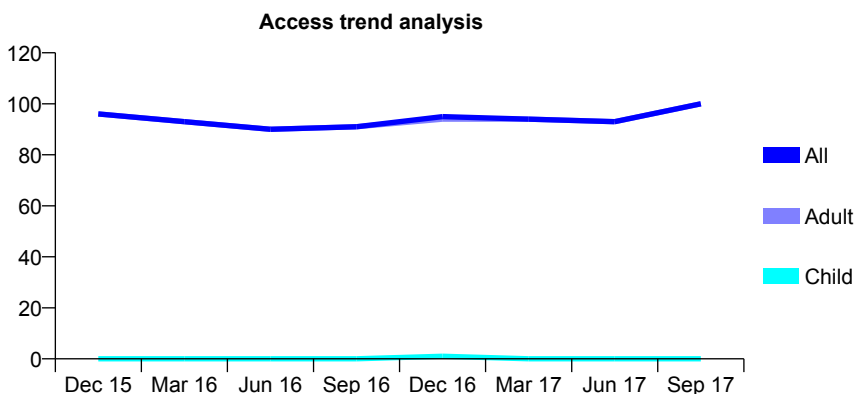
Q66 - Vital Signs At a Glance Contract Report for 127329/0002 - September 2017

Name or company name	Diplomat Devon Ltd
Contract type name	PDS Contract
Purpose of contract	General
Contract start date	01/10/2013
Contract end date	31/03/2022

17/18 Contracted general activity (UDA)	540
Carry forward general activity (UDA)	0
17/18 Contracted orthodontic activity (UOA)	0
Carry forward orthodontic activity (UOA)	0
Baseline contract value	£15,676.70

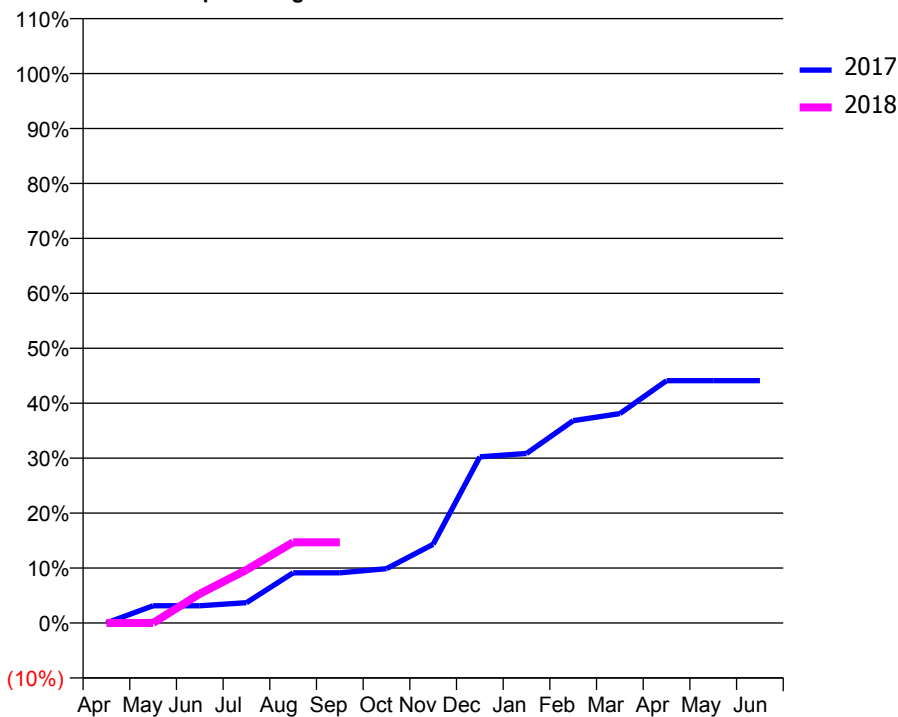
ACCESS*

Patients seen in 24 months	Total	Change since previous quarter
Quarter ending September 2016	91	
Quarter ending December 2016	95	↑
Quarter ending March 2017	94	↓
Quarter ending June 2017	93	↓
Quarter ending September 2017	100	↑
Variance since September 2016	9.9%	↑



ACTIVITY

Cumulative percentage of contracted UDA delivered 2017 & 2018



Month	Adjusted Scheduled Activity (UDA)	
	2017	2018
April	0	0
May	17	0
June	17	29
July	20	52
August	49	79
September	49	79
October	53	
November	77	
December	163	
January	167	
February	199	
March	206	
April	238	
May	238	
June	238	

QUALITY

	Quantity	Base Number	Contract	AT	Region	England
% of FP17s for the same patient ID Re-attending within 3 months - Children	0	0	N/A	10.0%	11.4%	11.9%
% of FP17s for the same patient ID Re-attending within 3 months - Adults	7	53	13.2%	14.5%	15.7%	15.9%
% of FP17s for the same patient ID Re-attending between 3 & 9 months - Children	0	0	N/A	59.6%	60.6%	58.1%
% of FP17s for the same patient ID Re-attending between 3 & 9 months - Adults	18	53	34.0%	51.0%	52.0%	50.6%
% of FP17s for Band 1 Urgent Courses	7	35	20.0%	10.3%	9.6%	9.1%
% of FP17s Relating to Free Repair or Replacements	0	35	0.0%	0.9%	0.7%	0.8%
% of FP17s Relating to Continuations	0	35	0.0%	1.1%	1.0%	1.1%
% of Patients satisfied with the dentistry they have received	0	0	N/A	91.9%	91.6%	91.4%
% of Patients satisfied with the time they had to wait for an appointment	0	0	N/A	86.7%	87.9%	87.7%

* This is based on patients treated on this contract for their most recent course of treatment. Figures in italics indicate the base number of FP17s or Patient Questionnaire responses are less than 100. N/A is shown where the base number of responses is less than 10 during the period. % is calculated as Quantity/Base number*100

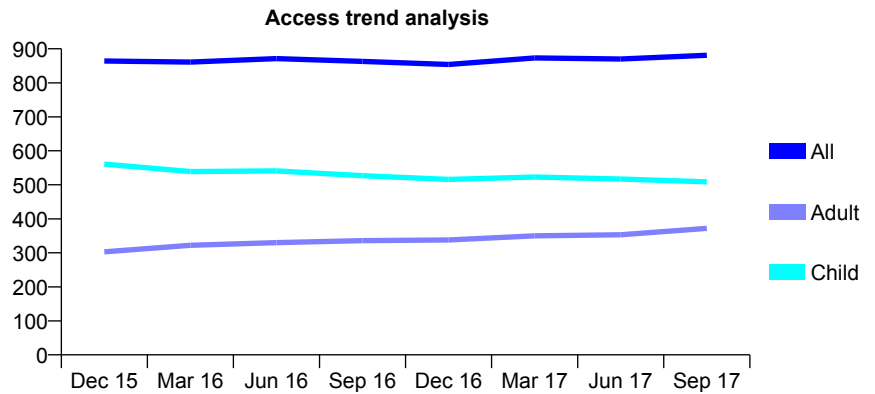
Q66 - Vital Signs At a Glance Contract Report for 127817/0001 - September 2017

Name or company name	Shiphay Dental & Torbay Implant Centre
Contract type name	GDS Contract
Purpose of contract	General
Contract start date	01/06/2014
Contract end date	

17/18 Contracted general activity (UDA)	2,000
Carry forward general activity (UDA)	-19
17/18 Contracted orthodontic activity (UOA)	0
Carry forward orthodontic activity (UOA)	0
Baseline contract value	£46,917.47

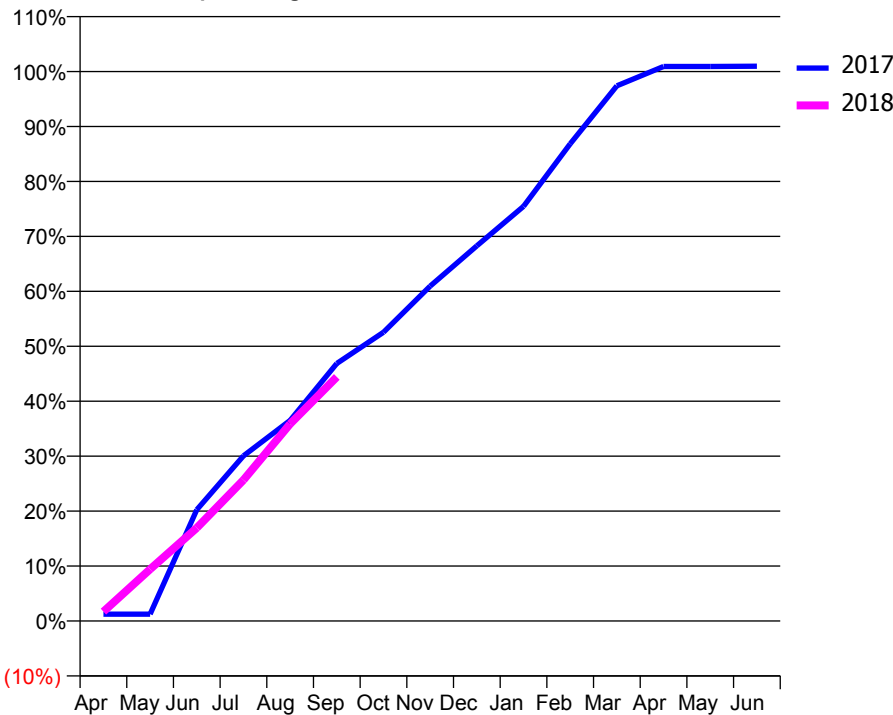
ACCESS*

Patients seen in 24 months	Total	Change since previous quarter
Quarter ending September 2016	863	
Quarter ending December 2016	854	↓
Quarter ending March 2017	873	↑
Quarter ending June 2017	870	→
Quarter ending September 2017	881	→
Variance since September 2016	2.1%	↑



ACTIVITY

Cumulative percentage of contracted UDA delivered 2017 & 2018



Month	Adjusted Scheduled Activity (UDA)	
	2017	2018
April	25	34
May	25	189
June	405	339
July	601	513
August	730	718
September	938	888
October	1,051	
November	1,219	
December	1,366	
January	1,509	
February	1,737	
March	1,948	
April	2,018	
May	2,018	
June	2,019	

QUALITY

	Quantity	Base Number	Contract	AT	Region	England
% of FP17s for the same patient ID Re-attending within 3 months - Children	23	439	5.2%	10.0%	11.4%	11.9%
% of FP17s for the same patient ID Re-attending within 3 months - Adults	16	245	6.5%	14.5%	15.7%	15.9%
% of FP17s for the same patient ID Re-attending between 3 & 9 months - Children	330	439	75.2%	59.6%	60.6%	58.1%
% of FP17s for the same patient ID Re-attending between 3 & 9 months - Adults	156	245	63.7%	51.0%	52.0%	50.6%
% of FP17s for Band 1 Urgent Courses	22	628	3.5%	10.3%	9.6%	9.1%
% of FP17s Relating to Free Repair or Replacements	1	628	0.2%	0.9%	0.7%	0.8%
% of FP17s Relating to Continuations	0	628	0.0%	1.1%	1.0%	1.1%
% of Patients satisfied with the dentistry they have received	1	1	N/A	91.9%	91.6%	91.4%
% of Patients satisfied with the time they had to wait for an appointment	1	1	N/A	86.7%	87.9%	87.7%

* This is based on patients treated on this contract for their most recent course of treatment. Figures in italics indicate the base number of FP17s or Patient Questionnaire responses are less than 100. N/A is shown where the base number of responses is less than 10 during the period. % is calculated as Quantity/Base number*100

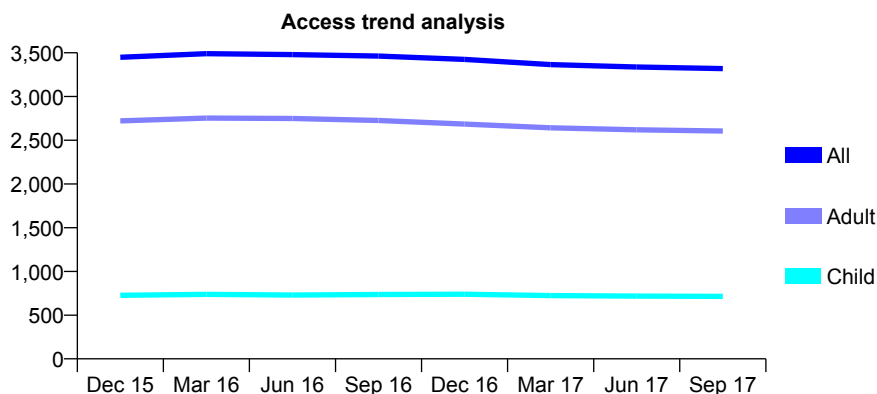
Q66 - Vital Signs At a Glance Contract Report for 129550/0001 - September 2017

Name or company name	Noahs Ark (Fowey) Ltd
Contract type name	Pilot Contract
Purpose of contract	General
Contract start date	01/09/2013
Contract end date	

17/18 Contracted general activity (UDA)	8,983
Carry forward general activity (UDA)	0
17/18 Contracted orthodontic activity (UOA)	0
Carry forward orthodontic activity (UOA)	0
Baseline contract value	£241,327.28

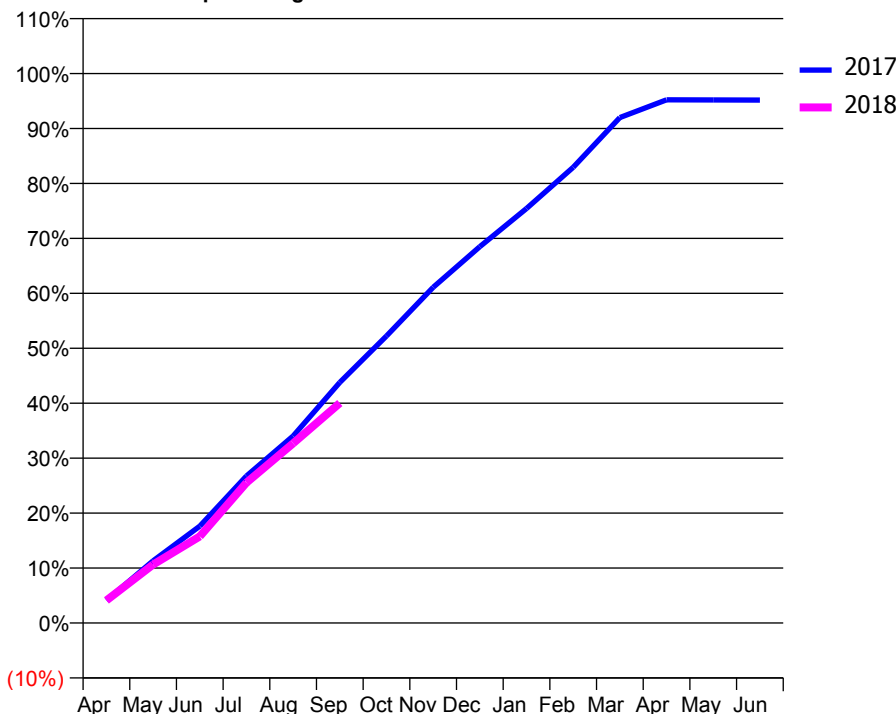
ACCESS*

Patients seen in 24 months	Total	Change since previous quarter
Quarter ending September 2016	3,462	
Quarter ending December 2016	3,424	↓
Quarter ending March 2017	3,365	↓
Quarter ending June 2017	3,338	→
Quarter ending September 2017	3,320	→
Variance since September 2016	(4.1%)	↓



ACTIVITY

Cumulative percentage of contracted UDA delivered 2017 & 2018



Month	Adjusted Scheduled Activity (UDA)	
	2017	2018
April	373	369
May	1,017	955
June	1,584	1,415
July	2,402	2,294
August	3,057	2,937
September	3,933	3,596
October	4,692	
November	5,487	
December	6,152	
January	6,776	
February	7,450	
March	8,263	
April	8,554	
May	8,551	
June	8,548	

QUALITY

	Quantity	Base Number	Contract	AT	Region	England
% of FP17s for the same patient ID Re-attending within 3 months - Children	23	531	4.3%	10.0%	11.4%	11.9%
% of FP17s for the same patient ID Re-attending within 3 months - Adults	186	1,454	12.8%	14.5%	15.7%	15.9%
% of FP17s for the same patient ID Re-attending between 3 & 9 months - Children	349	531	65.7%	59.6%	60.6%	58.1%
% of FP17s for the same patient ID Re-attending between 3 & 9 months - Adults	525	1,454	36.1%	51.0%	52.0%	50.6%
% of FP17s for Band 1 Urgent Courses	150	1,843	8.1%	10.3%	9.6%	9.1%
% of FP17s Relating to Free Repair or Replacements	30	1,843	1.6%	0.9%	0.7%	0.8%
% of FP17s Relating to Continuations	13	1,843	0.7%	1.1%	1.0%	1.1%
% of Patients satisfied with the dentistry they have received	3	3	N/A	91.9%	91.6%	91.4%
% of Patients satisfied with the time they had to wait for an appointment	3	3	N/A	86.7%	87.9%	87.7%

* This is based on patients treated on this contract for their most recent course of treatment. Figures in italics indicate the base number of FP17s or Patient Questionnaire responses are less than 100. N/A is shown where the base number of responses is less than 10 during the period. % is calculated as Quantity/Base number*100

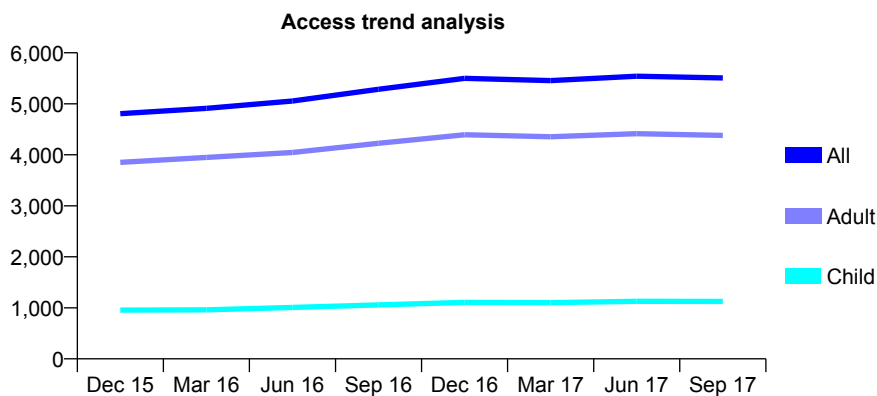
Q66 - Vital Signs At a Glance Contract Report for 129879/0001 - September 2017

Name or company name	Victoria Road Practice Ltd
Contract type name	GDS Contract
Purpose of contract	General
Contract start date	01/04/2009
Contract end date	

17/18 Contracted general activity (UDA)	16,642
Carry forward general activity (UDA)	-318
17/18 Contracted orthodontic activity (UOA)	0
Carry forward orthodontic activity (UOA)	0
Baseline contract value	£444,686.15

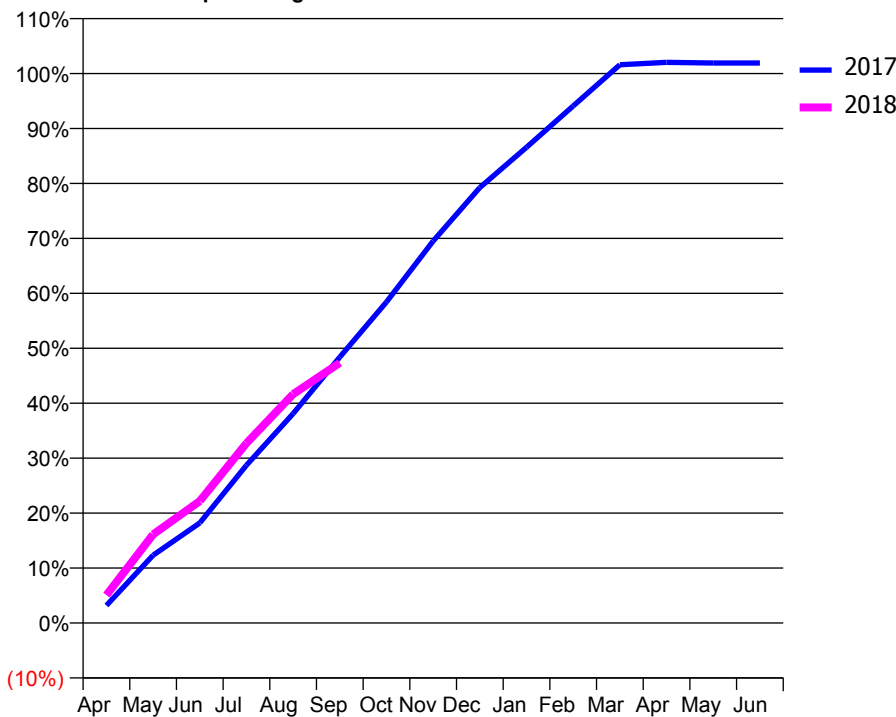
ACCESS*

Patients seen in 24 months	Total	Change since previous quarter
Quarter ending September 2016	5,285	
Quarter ending December 2016	5,500	↑
Quarter ending March 2017	5,454	→
Quarter ending June 2017	5,542	→
Quarter ending September 2017	5,506	→
Variance since September 2016	4.2%	↑



ACTIVITY

Cumulative percentage of contracted UDA delivered 2017 & 2018



Adjusted Scheduled Activity (UDA)

Month	2017	2018
April	529	848
May	2,053	2,683
June	3,031	3,693
July	4,778	5,444
August	6,342	6,930
September	8,054	7,881
October	9,722	
November	11,569	
December	13,188	
January	14,406	
February	15,659	
March	16,908	
April	16,978	
May	16,960	
June	16,960	

QUALITY

	Quantity	Base Number	Contract	AT	Region	England
% of FP17s for the same patient ID Re-attending within 3 months - Children	72	851	8.5%	10.0%	11.4%	11.9%
% of FP17s for the same patient ID Re-attending within 3 months - Adults	467	3,037	15.4%	14.5%	15.7%	15.9%
% of FP17s for the same patient ID Re-attending between 3 & 9 months - Children	486	851	57.1%	59.6%	60.6%	58.1%
% of FP17s for the same patient ID Re-attending between 3 & 9 months - Adults	1,641	3,037	54.0%	51.0%	52.0%	50.6%
% of FP17s for Band 1 Urgent Courses	302	3,831	7.9%	10.3%	9.6%	9.1%
% of FP17s Relating to Free Repair or Replacements	67	3,831	1.7%	0.9%	0.7%	0.8%
% of FP17s Relating to Continuations	25	3,831	0.7%	1.1%	1.0%	1.1%
% of Patients satisfied with the dentistry they have received	12	14	85.7%	91.9%	91.6%	91.4%
% of Patients satisfied with the time they had to wait for an appointment	11	14	78.6%	86.7%	87.9%	87.7%

* This is based on patients treated on this contract for their most recent course of treatment. Figures in italics indicate the base number of FP17s or Patient Questionnaire responses are less than 100. N/A is shown where the base number of responses is less than 10 during the period. % is calculated as Quantity/Base number*100

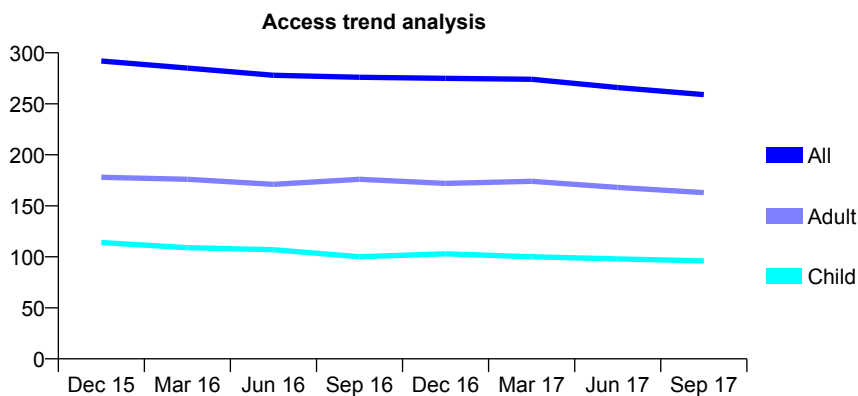
Q66 - Vital Signs At a Glance Contract Report for 130192/0001 - September 2017

Name or company name	Golds Place Dental Practice Ltd
Contract type name	GDS Contract
Purpose of contract	General
Contract start date	01/07/2010
Contract end date	

17/18 Contracted general activity (UDA)	1,100
Carry forward general activity (UDA)	0
17/18 Contracted orthodontic activity (UOA)	0
Carry forward orthodontic activity (UOA)	0
Baseline contract value	£24,939.89

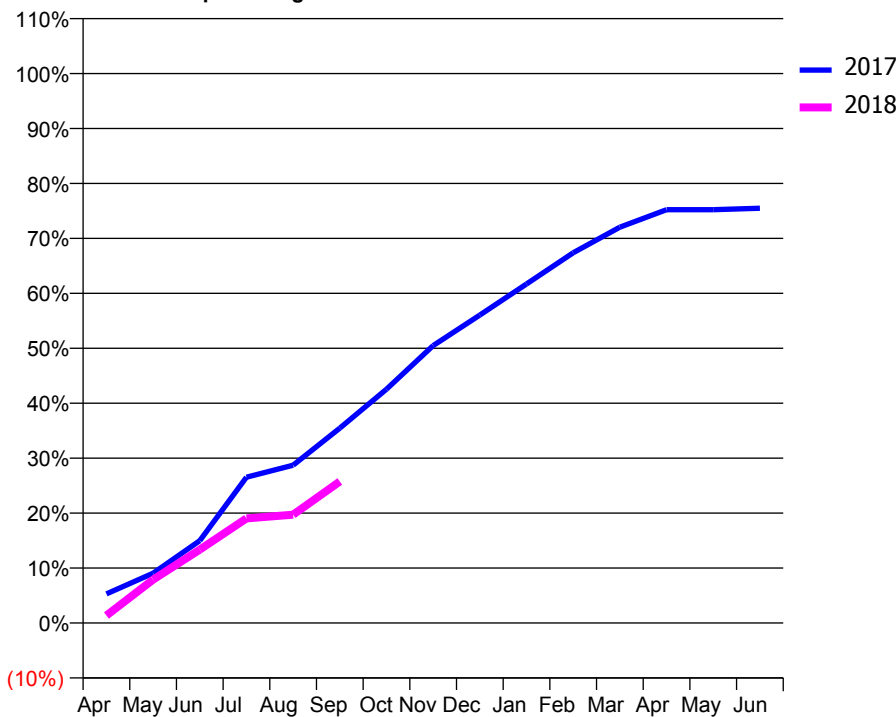
ACCESS*

Patients seen in 24 months	Total	Change since previous quarter
Quarter ending September 2016	276	
Quarter ending December 2016	275	→
Quarter ending March 2017	274	→
Quarter ending June 2017	266	↓
Quarter ending September 2017	259	↓
Variance since September 2016	(6.2%)	↓



ACTIVITY

Cumulative percentage of contracted UDA delivered 2017 & 2018



Adjusted Scheduled Activity (UDA)

Month	2017	2018
April	58	15
May	100	87
June	165	147
July	292	209
August	316	217
September	390	283
October	468	
November	555	
December	617	
January	679	
February	741	
March	792	
April	827	
May	827	
June	830	

QUALITY

	Quantity	Base Number	Contract	AT	Region	England
% of FP17s for the same patient ID Re-attending within 3 months - Children	2	70	2.9%	10.0%	11.4%	11.9%
% of FP17s for the same patient ID Re-attending within 3 months - Adults	16	116	13.8%	14.5%	15.7%	15.9%
% of FP17s for the same patient ID Re-attending between 3 & 9 months - Children	49	70	70.0%	59.6%	60.6%	58.1%
% of FP17s for the same patient ID Re-attending between 3 & 9 months - Adults	84	116	72.4%	51.0%	52.0%	50.6%
% of FP17s for Band 1 Urgent Courses	7	165	4.2%	10.3%	9.6%	9.1%
% of FP17s Relating to Free Repair or Replacements	0	165	0.0%	0.9%	0.7%	0.8%
% of FP17s Relating to Continuations	1	165	0.6%	1.1%	1.0%	1.1%
% of Patients satisfied with the dentistry they have received	0	0	N/A	91.9%	91.6%	91.4%
% of Patients satisfied with the time they had to wait for an appointment	0	0	N/A	86.7%	87.9%	87.7%

* This is based on patients treated on this contract for their most recent course of treatment. Figures in italics indicate the base number of FP17s or Patient Questionnaire responses are less than 100. N/A is shown where the base number of responses is less than 10 during the period. % is calculated as Quantity/Base number*100

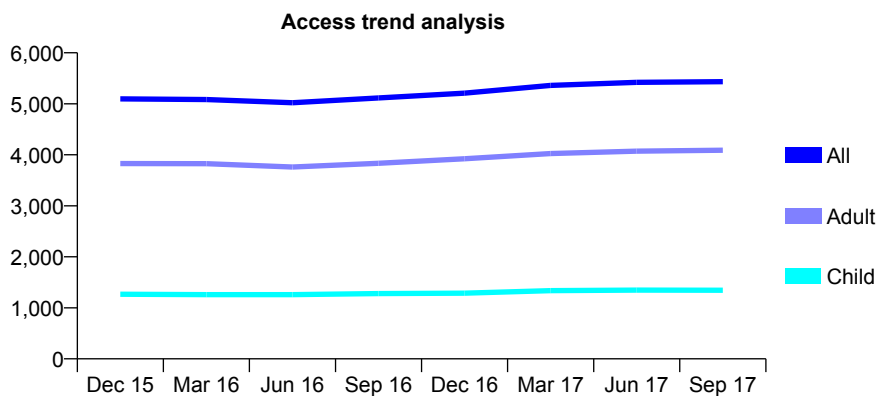
Q66 - Vital Signs At a Glance Contract Report for 132071/0001 - September 2017

Name or company name	Moor Dental Care Ltd
Contract type name	GDS Contract
Purpose of contract	General
Contract start date	01/12/2009
Contract end date	

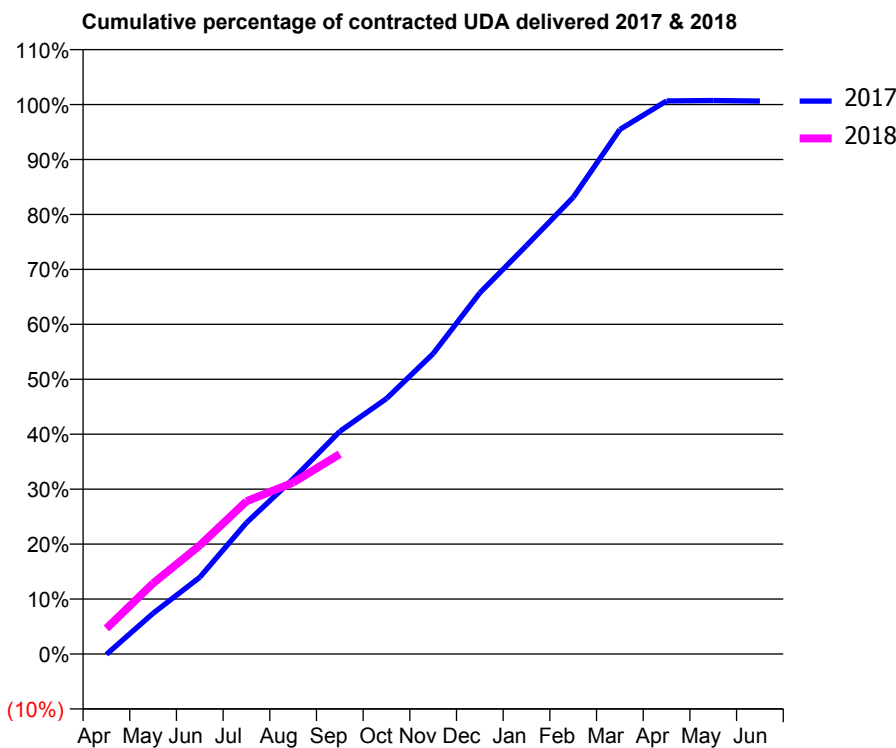
17/18 Contracted general activity (UDA)	16,000
Carry forward general activity (UDA)	-167
17/18 Contracted orthodontic activity (UOA)	0
Carry forward orthodontic activity (UOA)	0
Baseline contract value	£430,769.10

ACCESS*

Patients seen in 24 months	Total	Change since previous quarter
Quarter ending September 2016	5,114	
Quarter ending December 2016	5,210	→
Quarter ending March 2017	5,360	↑
Quarter ending June 2017	5,420	→
Quarter ending September 2017	5,434	→
Variance since September 2016	6.3%	↑



ACTIVITY



Month	Adjusted Scheduled Activity (UDA)	
	2017	2018
April	-15	743
May	1,186	2,058
June	2,233	3,163
July	3,821	4,447
August	5,102	4,991
September	6,483	5,823
October	7,436	
November	8,746	
December	10,518	
January	11,895	
February	13,296	
March	15,272	
April	16,103	
May	16,114	
June	16,099	

QUALITY

	Quantity	Base Number	Contract	AT	Region	England
% of FP17s for the same patient ID Re-attending within 3 months - Children	70	892	7.8%	10.0%	11.4%	11.9%
% of FP17s for the same patient ID Re-attending within 3 months - Adults	374	2,452	15.3%	14.5%	15.7%	15.9%
% of FP17s for the same patient ID Re-attending between 3 & 9 months - Children	617	892	69.2%	59.6%	60.6%	58.1%
% of FP17s for the same patient ID Re-attending between 3 & 9 months - Adults	1,467	2,452	59.8%	51.0%	52.0%	50.6%
% of FP17s for Band 1 Urgent Courses	298	2,990	10.0%	10.3%	9.6%	9.1%
% of FP17s Relating to Free Repair or Replacements	64	2,990	2.1%	0.9%	0.7%	0.8%
% of FP17s Relating to Continuations	16	2,990	0.5%	1.1%	1.0%	1.1%
% of Patients satisfied with the dentistry they have received	23	24	95.8%	91.9%	91.6%	91.4%
% of Patients satisfied with the time they had to wait for an appointment	23	24	95.8%	86.7%	87.9%	87.7%

* This is based on patients treated on this contract for their most recent course of treatment. Figures in italics indicate the base number of FP17s or Patient Questionnaire responses are less than 100. N/A is shown where the base number of responses is less than 10 during the period. % is calculated as Quantity/Base number*100

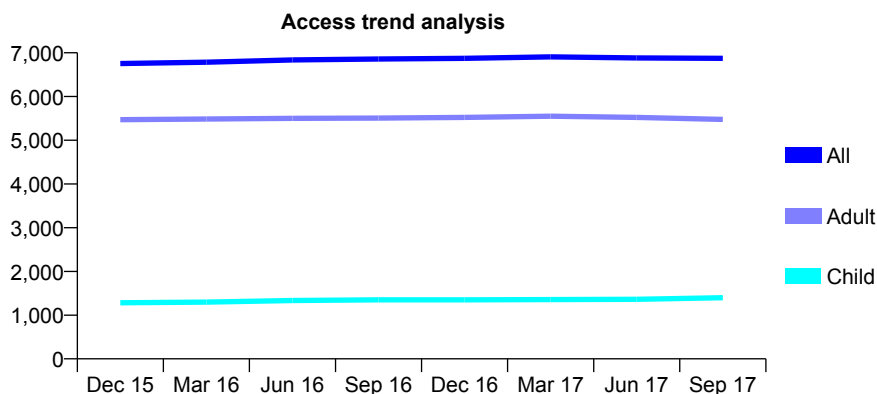
Q66 - Vital Signs At a Glance Contract Report for 132470/0001 - September 2017

Name or company name	Mr & Mrs Murgatroyd
Contract type name	GDS Contract
Purpose of contract	General
Contract start date	02/02/2013
Contract end date	

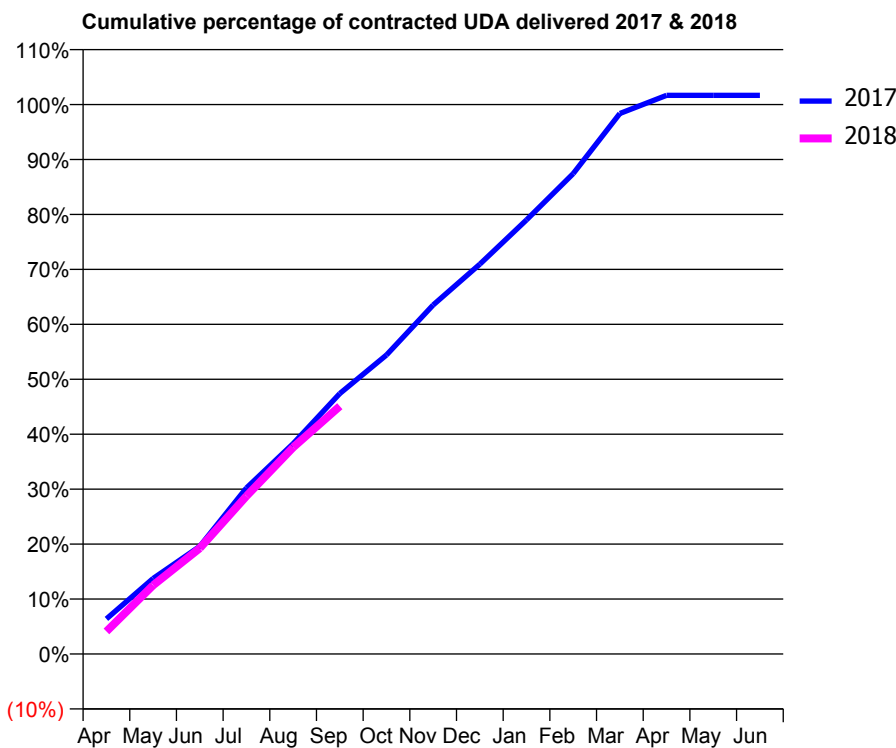
17/18 Contracted general activity (UDA)	17,152
Carry forward general activity (UDA)	-285
17/18 Contracted orthodontic activity (UOA)	0
Carry forward orthodontic activity (UOA)	0
Baseline contract value	£456,067.51

ACCESS*

Patients seen in 24 months	Total	Change since previous quarter
Quarter ending September 2016	6,858	
Quarter ending December 2016	6,874	→
Quarter ending March 2017	6,906	→
Quarter ending June 2017	6,882	→
Quarter ending September 2017	6,874	→
Variance since September 2016	0.2%	→



ACTIVITY



Month	Adjusted Scheduled Activity (UDA)	
	2017	2018
April	1,098	705
May	2,358	2,145
June	3,363	3,304
July	5,183	4,930
August	6,568	6,449
September	8,132	7,738
October	9,333	
November	10,897	
December	12,169	
January	13,551	
February	14,996	
March	16,872	
April	17,437	
May	17,437	
June	17,437	

QUALITY

	Quantity	Base Number	Contract	AT	Region	England
% of FP17s for the same patient ID Re-attending within 3 months - Children	59	1,169	5.0%	10.0%	11.4%	11.9%
% of FP17s for the same patient ID Re-attending within 3 months - Adults	507	3,815	13.3%	14.5%	15.7%	15.9%
% of FP17s for the same patient ID Re-attending between 3 & 9 months - Children	846	1,169	72.4%	59.6%	60.6%	58.1%
% of FP17s for the same patient ID Re-attending between 3 & 9 months - Adults	1,930	3,815	50.6%	51.0%	52.0%	50.6%
% of FP17s for Band 1 Urgent Courses	318	4,065	7.8%	10.3%	9.6%	9.1%
% of FP17s Relating to Free Repair or Replacements	20	4,065	0.5%	0.9%	0.7%	0.8%
% of FP17s Relating to Continuations	41	4,065	1.0%	1.1%	1.0%	1.1%
% of Patients satisfied with the dentistry they have received	16	16	100.0%	91.9%	91.6%	91.4%
% of Patients satisfied with the time they had to wait for an appointment	15	16	93.8%	86.7%	87.9%	87.7%

* This is based on patients treated on this contract for their most recent course of treatment. Figures in italics indicate the base number of FP17s or Patient Questionnaire responses are less than 100. N/A is shown where the base number of responses is less than 10 during the period. % is calculated as Quantity/Base number*100

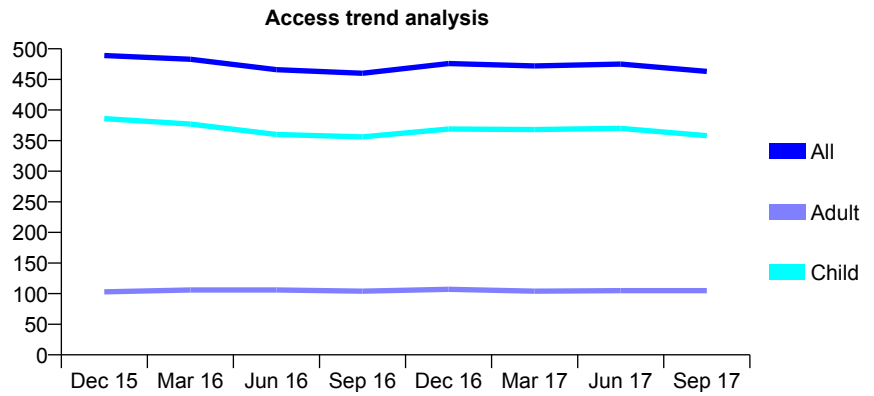
Q66 - Vital Signs At a Glance Contract Report for 134090/0001 - September 2017

Name or company name	Cherrybrook Dental Surgery
Contract type name	PDS Contract
Purpose of contract	General
Contract start date	01/09/2007
Contract end date	31/03/2019

17/18 Contracted general activity (UDA)	1,087
Carry forward general activity (UDA)	-22
17/18 Contracted orthodontic activity (UOA)	0
Carry forward orthodontic activity (UOA)	0
Baseline contract value	£28,163.17

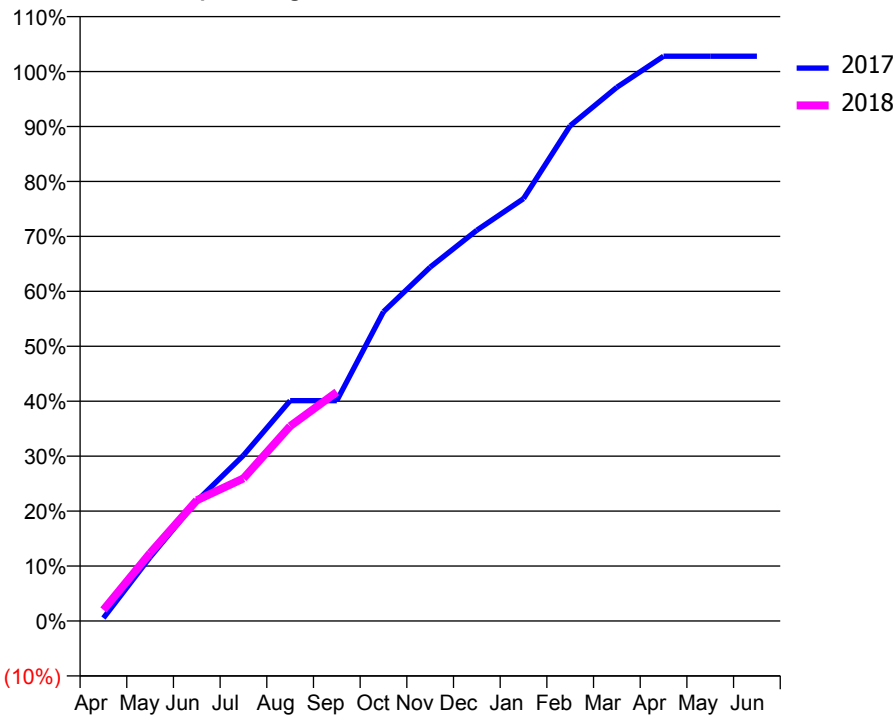
ACCESS*

Patients seen in 24 months	Total	Change since previous quarter
Quarter ending September 2016	460	
Quarter ending December 2016	476	↑
Quarter ending March 2017	472	→
Quarter ending June 2017	475	→
Quarter ending September 2017	463	↓
Variance since September 2016	0.7%	→



ACTIVITY

Cumulative percentage of contracted UDA delivered 2017 & 2018



Month	Adjusted Scheduled Activity (UDA)	
	2017	2018
April	6	22
May	126	134
June	238	239
July	328	282
August	436	386
September	436	453
October	612	
November	700	
December	773	
January	836	
February	980	
March	1,056	
April	1,117	
May	1,117	
June	1,117	

QUALITY

	Quantity	Base Number	Contract	AT	Region	England
% of FP17s for the same patient ID Re-attending within 3 months - Children	15	281	5.3%	10.0%	11.4%	11.9%
% of FP17s for the same patient ID Re-attending within 3 months - Adults	2	38	5.3%	14.5%	15.7%	15.9%
% of FP17s for the same patient ID Re-attending between 3 & 9 months - Children	197	281	70.1%	59.6%	60.6%	58.1%
% of FP17s for the same patient ID Re-attending between 3 & 9 months - Adults	24	38	63.2%	51.0%	52.0%	50.6%
% of FP17s for Band 1 Urgent Courses	10	278	3.6%	10.3%	9.6%	9.1%
% of FP17s Relating to Free Repair or Replacements	0	278	0.0%	0.9%	0.7%	0.8%
% of FP17s Relating to Continuations	1	278	0.4%	1.1%	1.0%	1.1%
% of Patients satisfied with the dentistry they have received	1	1	N/A	91.9%	91.6%	91.4%
% of Patients satisfied with the time they had to wait for an appointment	1	1	N/A	86.7%	87.9%	87.7%

* This is based on patients treated on this contract for their most recent course of treatment. Figures in italics indicate the base number of FP17s or Patient Questionnaire responses are less than 100. N/A is shown where the base number of responses is less than 10 during the period. % is calculated as Quantity/Base number*100

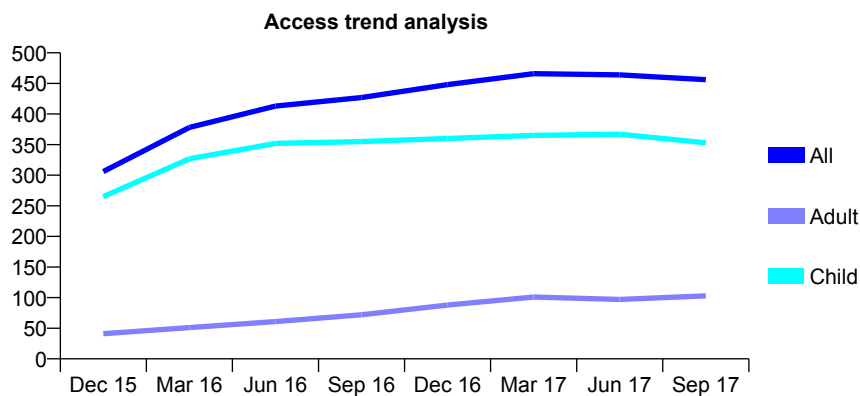
Q66 - Vital Signs At a Glance Contract Report for 135313/0001 - September 2017

Name or company name	Dean Hill Partnership
Contract type name	GDS Contract
Purpose of contract	General
Contract start date	28/03/2015
Contract end date	

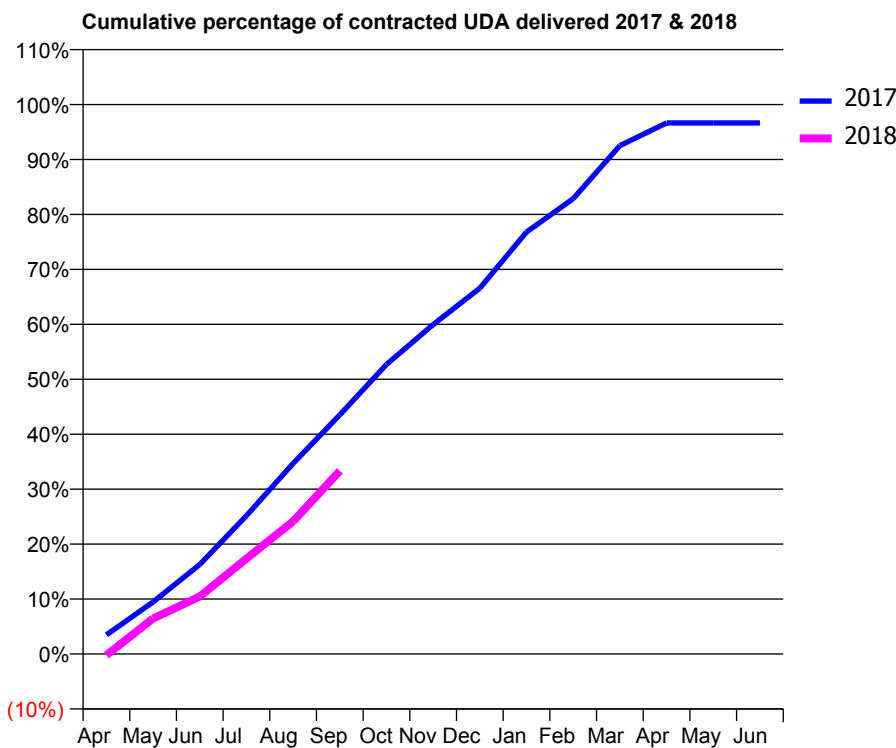
17/18 Contracted general activity (UDA)	799
Carry forward general activity (UDA)	27
17/18 Contracted orthodontic activity (UOA)	0
Carry forward orthodontic activity (UOA)	0
Baseline contract value	£18,581.95

ACCESS*

Patients seen in 24 months	Total	Change since previous quarter
Quarter ending September 2016	427	
Quarter ending December 2016	448	↑
Quarter ending March 2017	466	↑
Quarter ending June 2017	464	→
Quarter ending September 2017	456	↓
Variance since September 2016	6.8%	↑



ACTIVITY



Month	Adjusted Scheduled Activity (UDA)	
	2017	2018
April	28	-2
May	76	52
June	130	84
July	201	139
August	277	193
September	348	266
October	421	
November	479	
December	532	
January	614	
February	662	
March	739	
April	772	
May	772	
June	772	

QUALITY

	Quantity	Base Number	Contract	AT	Region	England
% of FP17s for the same patient ID Re-attending within 3 months - Children	3	221	1.4%	10.0%	11.4%	11.9%
% of FP17s for the same patient ID Re-attending within 3 months - Adults	0	53	0.0%	14.5%	15.7%	15.9%
% of FP17s for the same patient ID Re-attending between 3 & 9 months - Children	117	221	52.9%	59.6%	60.6%	58.1%
% of FP17s for the same patient ID Re-attending between 3 & 9 months - Adults	14	53	26.4%	51.0%	52.0%	50.6%
% of FP17s for Band 1 Urgent Courses	12	251	4.8%	10.3%	9.6%	9.1%
% of FP17s Relating to Free Repair or Replacements	0	251	0.0%	0.9%	0.7%	0.8%
% of FP17s Relating to Continuations	0	251	0.0%	1.1%	1.0%	1.1%
% of Patients satisfied with the dentistry they have received	0	0	N/A	91.9%	91.6%	91.4%
% of Patients satisfied with the time they had to wait for an appointment	0	0	N/A	86.7%	87.9%	87.7%

* This is based on patients treated on this contract for their most recent course of treatment. Figures in italics indicate the base number of FP17s or Patient Questionnaire responses are less than 100. N/A is shown where the base number of responses is less than 10 during the period. % is calculated as Quantity/Base number*100

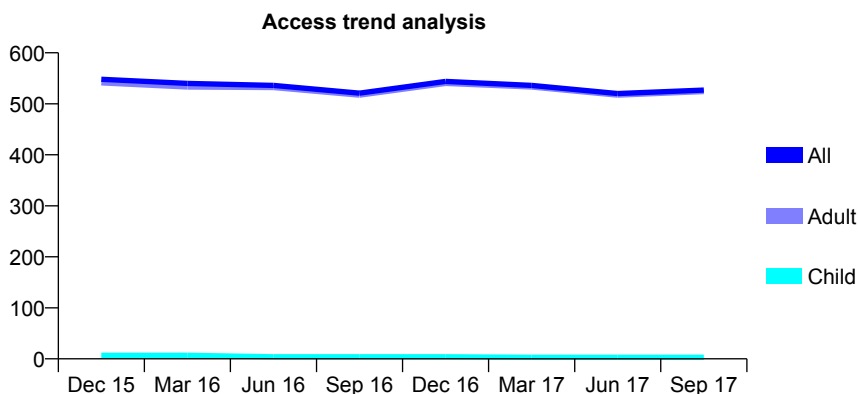
Q66 - Vital Signs At a Glance Contract Report for 135461/0001 - September 2017

Name or company name	The Visiting Dental Service Ltd
Contract type name	PDS Contract
Purpose of contract	General
Contract start date	01/04/2012
Contract end date	31/03/2019

17/18 Contracted general activity (UDA)	2,500
Carry forward general activity (UDA)	0
17/18 Contracted orthodontic activity (UOA)	0
Carry forward orthodontic activity (UOA)	0
Baseline contract value	£166,364.17

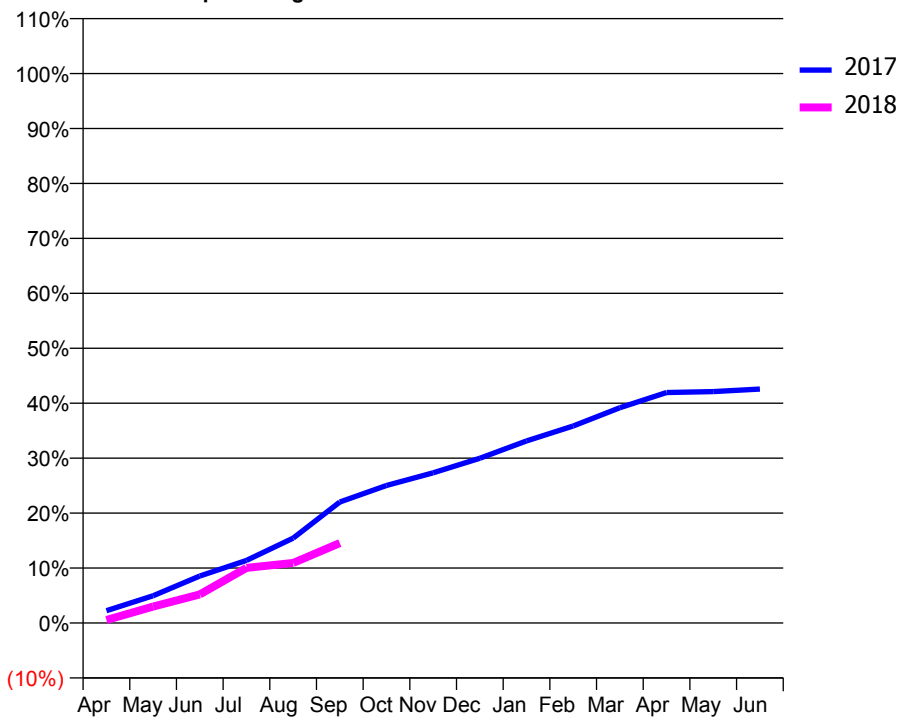
ACCESS*

Patients seen in 24 months	Total	Change since previous quarter
Quarter ending September 2016	521	
Quarter ending December 2016	544	↑
Quarter ending March 2017	536	↓
Quarter ending June 2017	520	↓
Quarter ending September 2017	527	→
Variance since September 2016	1.2%	→



ACTIVITY

Cumulative percentage of contracted UDA delivered 2017 & 2018



Adjusted Scheduled Activity (UDA)

Month	2017	2018
April	56	13
May	124	75
June	214	130
July	285	251
August	386	273
September	551	364
October	626	
November	683	
December	750	
January	828	
February	897	
March	979	
April	1,049	
May	1,053	
June	1,065	

QUALITY

	Quantity	Base Number	Contract	AT	Region	England
% of FP17s for the same patient ID Re-attending within 3 months - Children	0	0	N/A	10.0%	11.4%	11.9%
% of FP17s for the same patient ID Re-attending within 3 months - Adults	17	217	7.8%	14.5%	15.7%	15.9%
% of FP17s for the same patient ID Re-attending between 3 & 9 months - Children	0	0	N/A	59.6%	60.6%	58.1%
% of FP17s for the same patient ID Re-attending between 3 & 9 months - Adults	88	217	40.6%	51.0%	52.0%	50.6%
% of FP17s for Band 1 Urgent Courses	20	192	10.4%	10.3%	9.6%	9.1%
% of FP17s Relating to Free Repair or Replacements	0	192	0.0%	0.9%	0.7%	0.8%
% of FP17s Relating to Continuations	1	192	0.5%	1.1%	1.0%	1.1%
% of Patients satisfied with the dentistry they have received	0	0	N/A	91.9%	91.6%	91.4%
% of Patients satisfied with the time they had to wait for an appointment	0	0	N/A	86.7%	87.9%	87.7%

* This is based on patients treated on this contract for their most recent course of treatment. Figures in italics indicate the base number of FP17s or Patient Questionnaire responses are less than 100. N/A is shown where the base number of responses is less than 10 during the period. % is calculated as Quantity/Base number*100

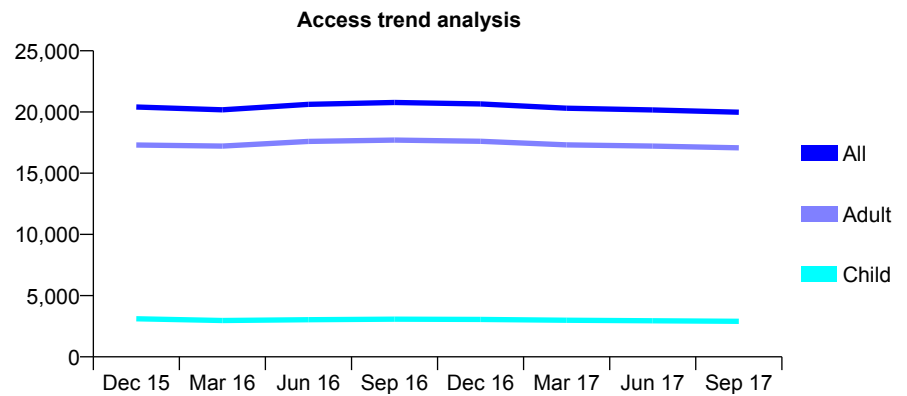
Q66 - Vital Signs At a Glance Contract Report for 136212/0001 - September 2017

Name or company name	PCH Dental CIC
Contract type name	PDS Contract
Purpose of contract	General
Contract start date	01/04/2013
Contract end date	31/03/2019

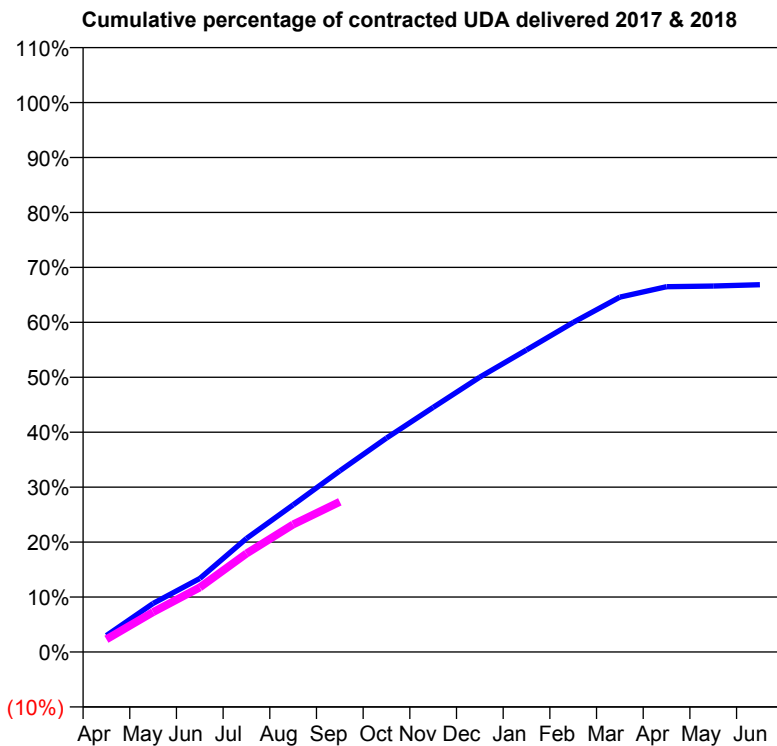
17/18 Contracted general activity (UDA)	46,000
Carry forward general activity (UDA)	0
17/18 Contracted orthodontic activity (UOA)	0
Carry forward orthodontic activity (UOA)	0
Baseline contract value	£6,642,031.25

ACCESS*

Patients seen in 24 months	Total	Change since previous quarter
Quarter ending September 2016	20,782	
Quarter ending December 2016	20,659	→
Quarter ending March 2017	20,312	↓
Quarter ending June 2017	20,166	→
Quarter ending September 2017	19,983	→
Variance since September 2016	(3.8%)	↓



ACTIVITY



Month	Adjusted Scheduled Activity (UDA)	
	2017	2018
April	1,375	1,071
May	4,064	3,345
June	6,158	5,406
July	9,504	8,245
August	12,319	10,676
September	15,162	12,575
October	17,908	
November	20,479	
December	23,010	
January	25,290	
February	27,588	
March	29,715	
April	30,581	
May	30,638	
June	30,749	

QUALITY

	Quantity	Base Number	Contract	AT	Region	England
% of FP17s for the same patient ID Re-attending within 3 months - Children	197	2,171	9.1%	10.0%	11.4%	11.9%
% of FP17s for the same patient ID Re-attending within 3 months - Adults	939	7,785	12.1%	14.5%	15.7%	15.9%
% of FP17s for the same patient ID Re-attending between 3 & 9 months - Children	341	2,171	15.7%	59.6%	60.6%	58.1%
% of FP17s for the same patient ID Re-attending between 3 & 9 months - Adults	823	7,785	10.6%	51.0%	52.0%	50.6%
% of FP17s for Band 1 Urgent Courses	7,285	8,913	81.7%	10.3%	9.6%	9.1%
% of FP17s Relating to Free Repair or Replacements	8	8,913	0.1%	0.9%	0.7%	0.8%
% of FP17s Relating to Continuations	1	8,913	0.0%	1.1%	1.0%	1.1%
% of Patients satisfied with the dentistry they have received	15	16	93.8%	91.9%	91.6%	91.4%
% of Patients satisfied with the time they had to wait for an appointment	13	16	81.3%	86.7%	87.9%	87.7%

* This is based on patients treated on this contract for their most recent course of treatment. Figures in italics indicate the base number of FP17s or Patient Questionnaire responses are less than 100. N/A is shown where the base number of responses is less than 10 during the period. % is calculated as Quantity/Base number*100

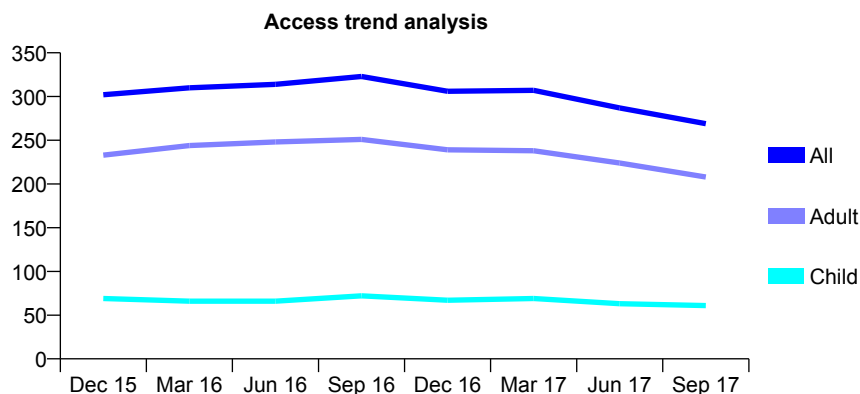
Q66 - Vital Signs At a Glance Contract Report for 136212/0003 - September 2017

Name or company name	PCH Dental CIC
Contract type name	GDS Contract
Purpose of contract	General
Contract start date	01/09/2014
Contract end date	

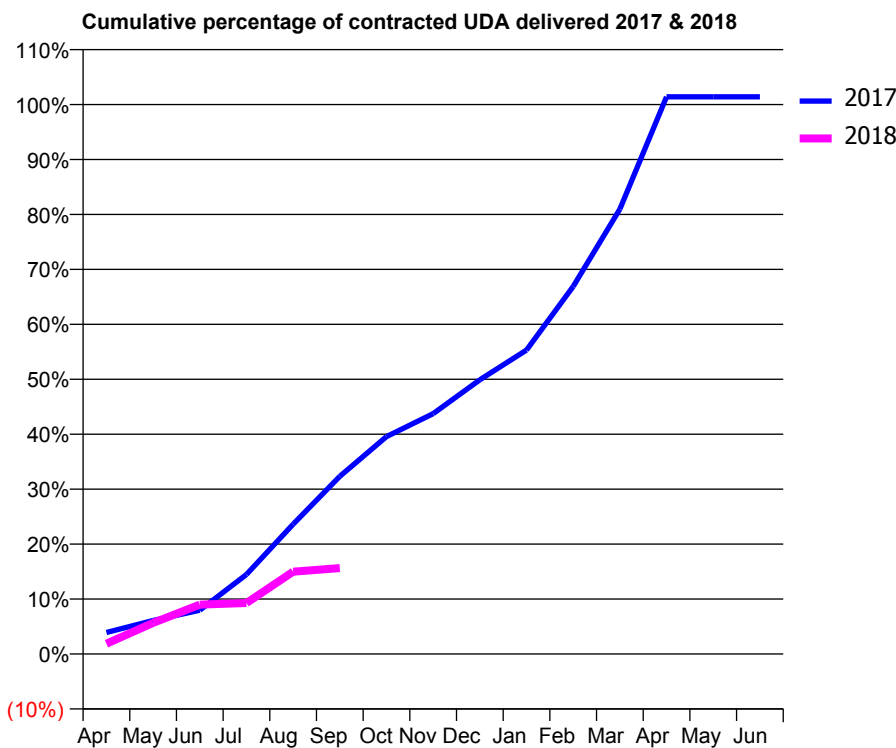
17/18 Contracted general activity (UDA)	1,400
Carry forward general activity (UDA)	-11
17/18 Contracted orthodontic activity (UOA)	0
Carry forward orthodontic activity (UOA)	0
Baseline contract value	£34,679.48

ACCESS*

Patients seen in 24 months	Total	Change since previous quarter
Quarter ending September 2016	323	
Quarter ending December 2016	306	↓
Quarter ending March 2017	307	→
Quarter ending June 2017	287	↓
Quarter ending September 2017	269	↓
Variance since September 2016	(16.7%)	↓



ACTIVITY



Adjusted Scheduled Activity (UDA)		
Month	2017	2018
April	31	26
May	49	79
June	64	126
July	116	130
August	189	210
September	259	219
October	317	
November	350	
December	399	
January	443	
February	535	
March	648	
April	811	
May	811	
June	811	

QUALITY

	Quantity	Base Number	Contract	AT	Region	England
% of FP17s for the same patient ID Re-attending within 3 months - Children	2	21	9.5%	10.0%	11.4%	11.9%
% of FP17s for the same patient ID Re-attending within 3 months - Adults	16	106	15.1%	14.5%	15.7%	15.9%
% of FP17s for the same patient ID Re-attending between 3 & 9 months - Children	9	21	42.9%	59.6%	60.6%	58.1%
% of FP17s for the same patient ID Re-attending between 3 & 9 months - Adults	38	106	35.8%	51.0%	52.0%	50.6%
% of FP17s for Band 1 Urgent Courses	9	84	10.7%	10.3%	9.6%	9.1%
% of FP17s Relating to Free Repair or Replacements	0	84	0.0%	0.9%	0.7%	0.8%
% of FP17s Relating to Continuations	2	84	2.4%	1.1%	1.0%	1.1%
% of Patients satisfied with the dentistry they have received	0	0	N/A	91.9%	91.6%	91.4%
% of Patients satisfied with the time they had to wait for an appointment	0	0	N/A	86.7%	87.9%	87.7%

* This is based on patients treated on this contract for their most recent course of treatment. Figures in italics indicate the base number of FP17s or Patient Questionnaire responses are less than 100. N/A is shown where the base number of responses is less than 10 during the period. % is calculated as Quantity/Base number*100

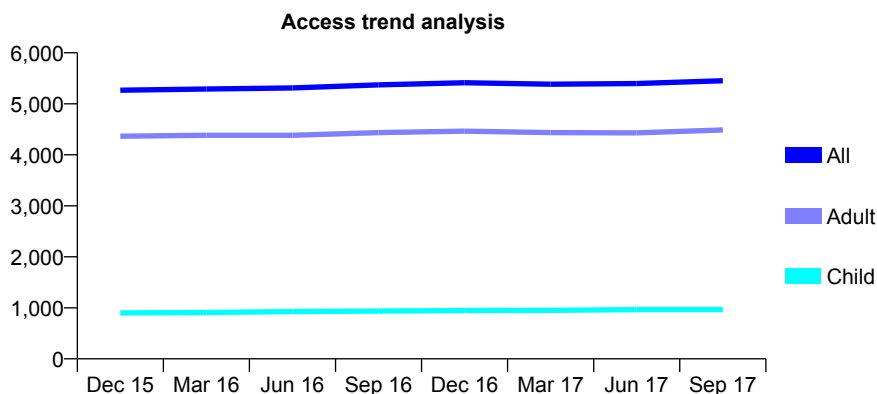
Q66 - Vital Signs At a Glance Contract Report for 136603/0001 - September 2017

Name or company name	Murgelas Practice Management Limited
Contract type name	GDS Contract
Purpose of contract	General
Contract start date	01/04/2010
Contract end date	

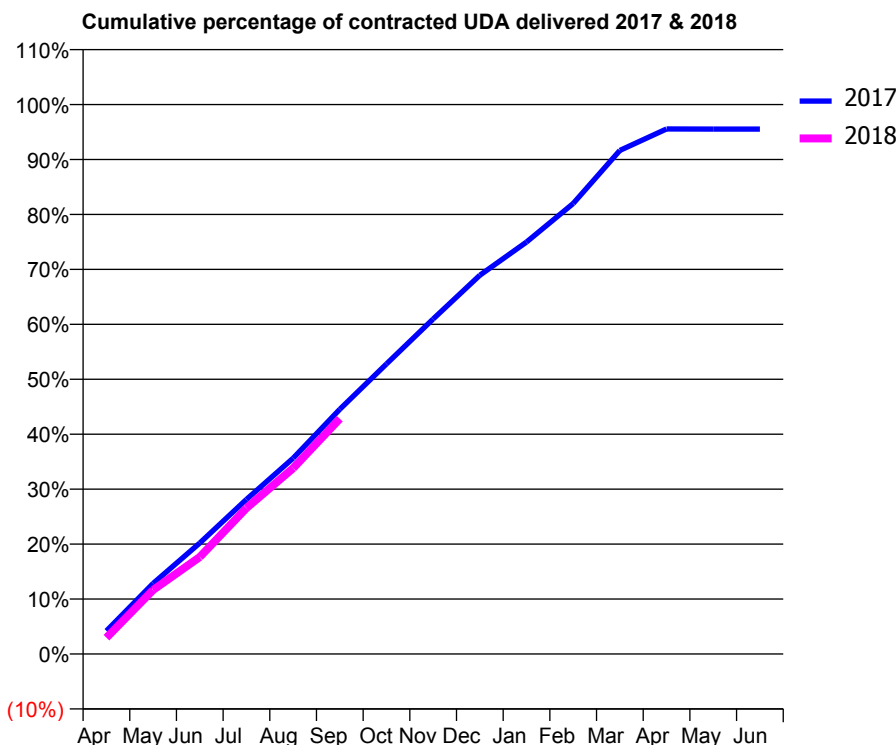
17/18 Contracted general activity (UDA)	15,730
Carry forward general activity (UDA)	0
17/18 Contracted orthodontic activity (UOA)	0
Carry forward orthodontic activity (UOA)	0
Baseline contract value	£455,261.43

ACCESS*

Patients seen in 24 months	Total	Change since previous quarter
Quarter ending September 2016	5,370	
Quarter ending December 2016	5,413	→
Quarter ending March 2017	5,384	→
Quarter ending June 2017	5,398	→
Quarter ending September 2017	5,452	→
Variance since September 2016	1.5%	→



ACTIVITY



Month	Adjusted Scheduled Activity (UDA)	
	2017	2018
April	663	469
May	2,022	1,835
June	3,180	2,776
July	4,426	4,180
August	5,604	5,318
September	7,007	6,736
October	8,303	
November	9,592	
December	10,843	
January	11,795	
February	12,895	
March	14,416	
April	15,032	
May	15,026	
June	15,027	

QUALITY

	Quantity	Base Number	Contract	AT	Region	England
% of FP17s for the same patient ID Re-attending within 3 months - Children	25	729	3.4%	10.0%	11.4%	11.9%
% of FP17s for the same patient ID Re-attending within 3 months - Adults	334	3,191	10.5%	14.5%	15.7%	15.9%
% of FP17s for the same patient ID Re-attending between 3 & 9 months - Children	472	729	64.7%	59.6%	60.6%	58.1%
% of FP17s for the same patient ID Re-attending between 3 & 9 months - Adults	1,761	3,191	55.2%	51.0%	52.0%	50.6%
% of FP17s for Band 1 Urgent Courses	174	3,635	4.8%	10.3%	9.6%	9.1%
% of FP17s Relating to Free Repair or Replacements	20	3,635	0.6%	0.9%	0.7%	0.8%
% of FP17s Relating to Continuations	63	3,635	1.7%	1.1%	1.0%	1.1%
% of Patients satisfied with the dentistry they have received	17	17	100.0%	91.9%	91.6%	91.4%
% of Patients satisfied with the time they had to wait for an appointment	14	17	82.4%	86.7%	87.9%	87.7%

* This is based on patients treated on this contract for their most recent course of treatment. Figures in italics indicate the base number of FP17s or Patient Questionnaire responses are less than 100. N/A is shown where the base number of responses is less than 10 during the period. % is calculated as Quantity/Base number*100

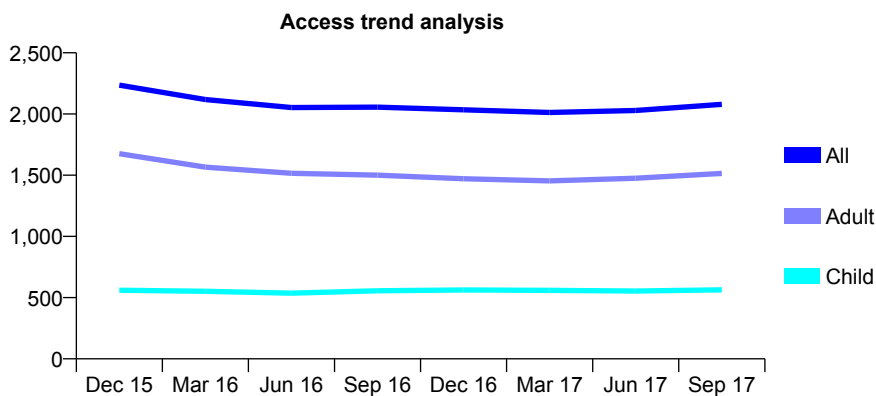
Q66 - Vital Signs At a Glance Contract Report for 136603/0002 - September 2017

Name or company name	Murgelas Practice Management Limited
Contract type name	GDS Contract
Purpose of contract	General
Contract start date	01/04/2010
Contract end date	

17/18 Contracted general activity (UDA)	7,060
Carry forward general activity (UDA)	-141
17/18 Contracted orthodontic activity (UOA)	0
Carry forward orthodontic activity (UOA)	0
Baseline contract value	£191,450.77

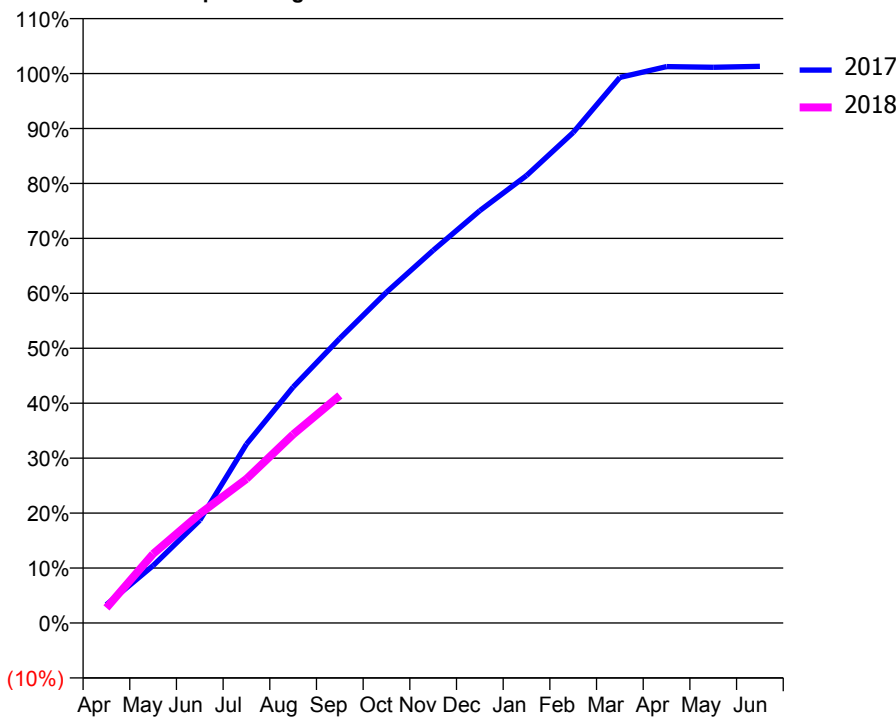
ACCESS*

Patients seen in 24 months	Total	Change since previous quarter
Quarter ending September 2016	2,056	
Quarter ending December 2016	2,034	↓
Quarter ending March 2017	2,013	↓
Quarter ending June 2017	2,029	→
Quarter ending September 2017	2,079	↑
Variance since September 2016	1.1%	→



ACTIVITY

Cumulative percentage of contracted UDA delivered 2017 & 2018



Month	Adjusted Scheduled Activity (UDA)	
	2017	2018
April	236	195
May	738	888
June	1,319	1,402
July	2,298	1,851
August	3,032	2,424
September	3,657	2,923
October	4,249	
November	4,787	
December	5,298	
January	5,748	
February	6,303	
March	7,010	
April	7,149	
May	7,139	
June	7,151	

QUALITY

	Quantity	Base Number	Contract	AT	Region	England
% of FP17s for the same patient ID Re-attending within 3 months - Children	16	392	4.1%	10.0%	11.4%	11.9%
% of FP17s for the same patient ID Re-attending within 3 months - Adults	148	983	15.1%	14.5%	15.7%	15.9%
% of FP17s for the same patient ID Re-attending between 3 & 9 months - Children	238	392	60.7%	59.6%	60.6%	58.1%
% of FP17s for the same patient ID Re-attending between 3 & 9 months - Adults	352	983	35.8%	51.0%	52.0%	50.6%
% of FP17s for Band 1 Urgent Courses	195	1,312	14.9%	10.3%	9.6%	9.1%
% of FP17s Relating to Free Repair or Replacements	15	1,312	1.1%	0.9%	0.7%	0.8%
% of FP17s Relating to Continuations	15	1,312	1.1%	1.1%	1.0%	1.1%
% of Patients satisfied with the dentistry they have received	2	2	N/A	91.9%	91.6%	91.4%
% of Patients satisfied with the time they had to wait for an appointment	0	2	N/A	86.7%	87.9%	87.7%

* This is based on patients treated on this contract for their most recent course of treatment. Figures in italics indicate the base number of FP17s or Patient Questionnaire responses are less than 100. N/A is shown where the base number of responses is less than 10 during the period. % is calculated as Quantity/Base number*100

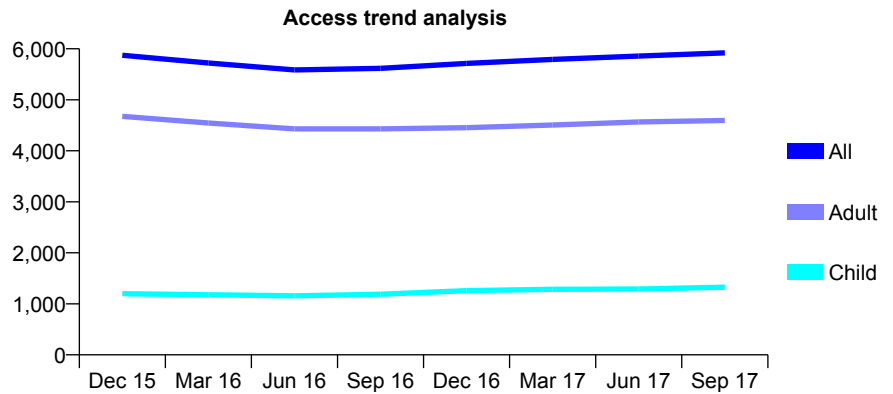
Q66 - Vital Signs At a Glance Contract Report for 136603/0003 - September 2017

Name or company name	Murgelas Practice Management Limited
Contract type name	GDS Contract
Purpose of contract	General
Contract start date	01/04/2011
Contract end date	

17/18 Contracted general activity (UDA)	19,250
Carry forward general activity (UDA)	0
17/18 Contracted orthodontic activity (UOA)	0
Carry forward orthodontic activity (UOA)	0
Baseline contract value	£553,382.37

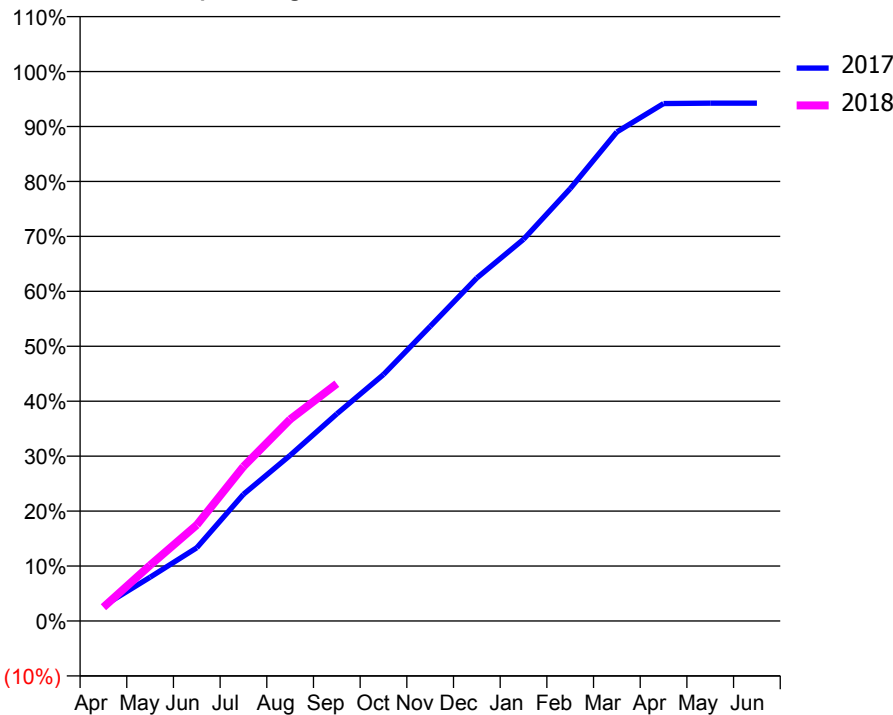
ACCESS*

Patients seen in 24 months	Total	Change since previous quarter
Quarter ending September 2016	5,618	
Quarter ending December 2016	5,713	→
Quarter ending March 2017	5,791	→
Quarter ending June 2017	5,857	→
Quarter ending September 2017	5,921	→
Variance since September 2016	5.4%	↑



ACTIVITY

Cumulative percentage of contracted UDA delivered 2017 & 2018



Month	Adjusted Scheduled Activity (UDA)	
	2017	2018
April	532	482
May	1,537	1,954
June	2,566	3,365
July	4,438	5,412
August	5,805	7,064
September	7,257	8,313
October	8,636	
November	10,320	
December	12,016	
January	13,372	
February	15,145	
March	17,131	
April	18,128	
May	18,140	
June	18,140	

QUALITY

	Quantity	Base Number	Contract	AT	Region	England
% of FP17s for the same patient ID Re-attending within 3 months - Children	26	788	3.3%	10.0%	11.4%	11.9%
% of FP17s for the same patient ID Re-attending within 3 months - Adults	298	2,587	11.5%	14.5%	15.7%	15.9%
% of FP17s for the same patient ID Re-attending between 3 & 9 months - Children	380	788	48.2%	59.6%	60.6%	58.1%
% of FP17s for the same patient ID Re-attending between 3 & 9 months - Adults	1,101	2,587	42.6%	51.0%	52.0%	50.6%
% of FP17s for Band 1 Urgent Courses	422	3,113	13.6%	10.3%	9.6%	9.1%
% of FP17s Relating to Free Repair or Replacements	4	3,113	0.1%	0.9%	0.7%	0.8%
% of FP17s Relating to Continuations	33	3,113	1.1%	1.1%	1.0%	1.1%
% of Patients satisfied with the dentistry they have received	20	21	95.2%	91.9%	91.6%	91.4%
% of Patients satisfied with the time they had to wait for an appointment	18	21	85.7%	86.7%	87.9%	87.7%

* This is based on patients treated on this contract for their most recent course of treatment. Figures in italics indicate the base number of FP17s or Patient Questionnaire responses are less than 100. N/A is shown where the base number of responses is less than 10 during the period. % is calculated as Quantity/Base number*100

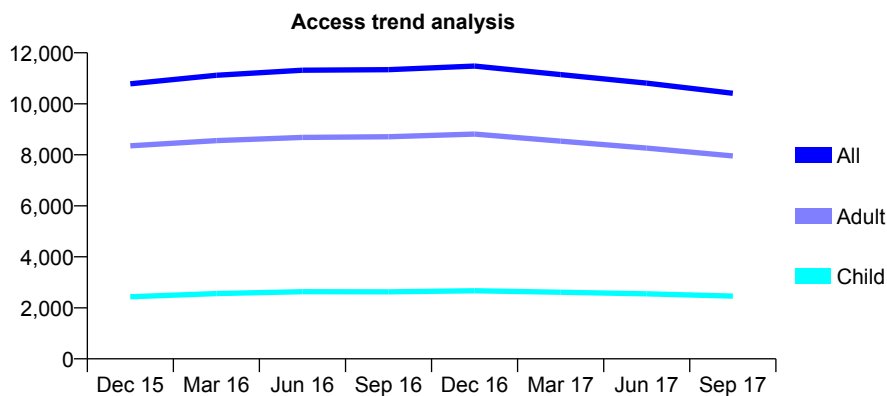
Q66 - Vital Signs At a Glance Contract Report for 137669/0001 - September 2017

Name or company name	Alliance Dental Care Ltd
Contract type name	GDS Contract
Purpose of contract	General
Contract start date	01/04/2012
Contract end date	

17/18 Contracted general activity (UDA)	40,450
Carry forward general activity (UDA)	746
17/18 Contracted orthodontic activity (UOA)	0
Carry forward orthodontic activity (UOA)	0
Baseline contract value	£1,040,211.98

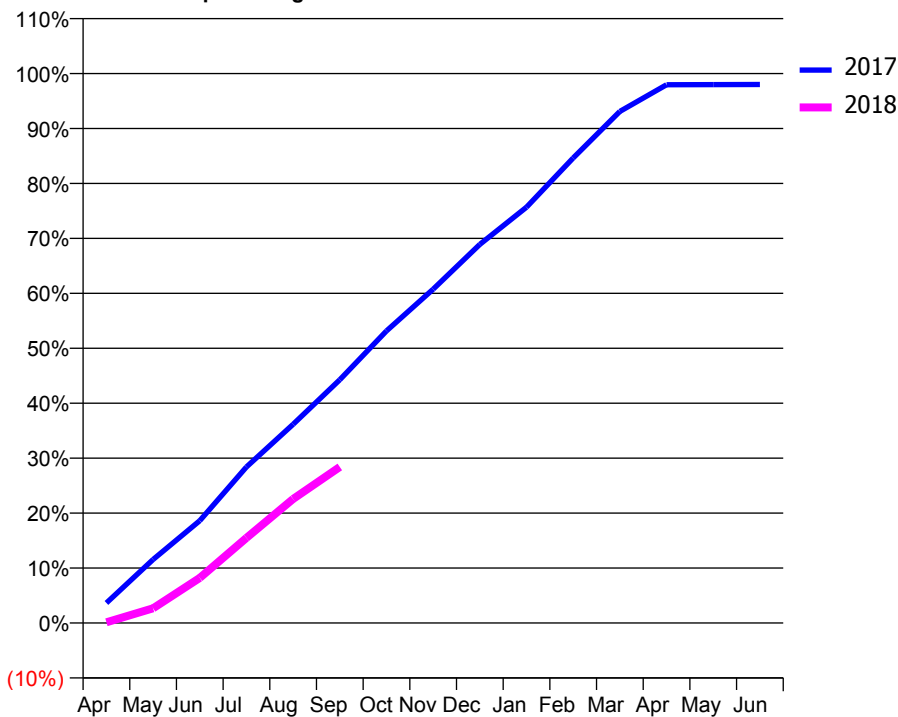
ACCESS*

Patients seen in 24 months	Total	Change since previous quarter
Quarter ending September 2016	11,338	
Quarter ending December 2016	11,479	→
Quarter ending March 2017	11,146	↓
Quarter ending June 2017	10,812	↓
Quarter ending September 2017	10,415	↓
Variance since September 2016	(8.1%)	↓



ACTIVITY

Cumulative percentage of contracted UDA delivered 2017 & 2018



Month	Adjusted Scheduled Activity (UDA)	
	2017	2018
April	1,480	58
May	4,675	1,089
June	7,533	3,321
July	11,488	6,265
August	14,633	9,132
September	17,905	11,486
October	21,499	
November	24,578	
December	27,869	
January	30,613	
February	34,238	
March	37,654	
April	39,625	
May	39,635	
June	39,638	

QUALITY

	Quantity	Base Number	Contract	AT	Region	England
% of FP17s for the same patient ID Re-attending within 3 months - Children	109	1,490	7.3%	10.0%	11.4%	11.9%
% of FP17s for the same patient ID Re-attending within 3 months - Adults	705	4,312	16.3%	14.5%	15.7%	15.9%
% of FP17s for the same patient ID Re-attending between 3 & 9 months - Children	817	1,490	54.8%	59.6%	60.6%	58.1%
% of FP17s for the same patient ID Re-attending between 3 & 9 months - Adults	2,216	4,312	51.4%	51.0%	52.0%	50.6%
% of FP17s for Band 1 Urgent Courses	1,015	5,292	19.2%	10.3%	9.6%	9.1%
% of FP17s Relating to Free Repair or Replacements	20	5,292	0.4%	0.9%	0.7%	0.8%
% of FP17s Relating to Continuations	17	5,292	0.3%	1.1%	1.0%	1.1%
% of Patients satisfied with the dentistry they have received	15	19	78.9%	91.9%	91.6%	91.4%
% of Patients satisfied with the time they had to wait for an appointment	15	19	78.9%	86.7%	87.9%	87.7%

* This is based on patients treated on this contract for their most recent course of treatment. Figures in italics indicate the base number of FP17s or Patient Questionnaire responses are less than 100. N/A is shown where the base number of responses is less than 10 during the period. % is calculated as Quantity/Base number*100

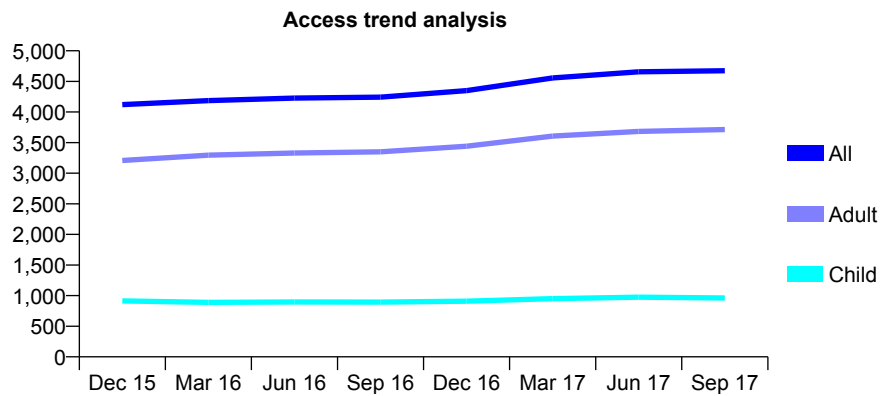
Q66 - Vital Signs At a Glance Contract Report for 138185/0001 - September 2017

Name or company name	Parkhill Dent Ltd
Contract type name	GDS Contract
Purpose of contract	General
Contract start date	19/01/2009
Contract end date	

17/18 Contracted general activity (UDA)	16,000
Carry forward general activity (UDA)	0
17/18 Contracted orthodontic activity (UOA)	0
Carry forward orthodontic activity (UOA)	0
Baseline contract value	£433,886.71

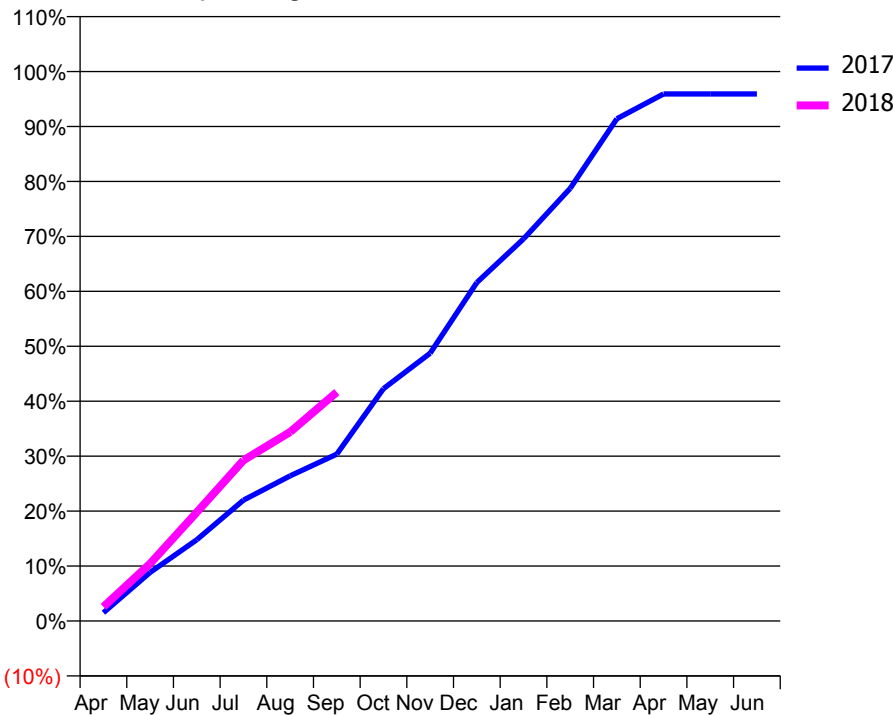
ACCESS*

Patients seen in 24 months	Total	Change since previous quarter
Quarter ending September 2016	4,243	
Quarter ending December 2016	4,350	↑
Quarter ending March 2017	4,557	↑
Quarter ending June 2017	4,656	↑
Quarter ending September 2017	4,675	→
Variance since September 2016	10.2%	↑



ACTIVITY

Cumulative percentage of contracted UDA delivered 2017 & 2018



Month	Adjusted Scheduled Activity (UDA)	
	2017	2018
April	243	414
May	1,415	1,671
June	2,366	3,165
July	3,521	4,681
August	4,227	5,505
September	4,861	6,666
October	6,766	
November	7,800	
December	9,856	
January	11,126	
February	12,599	
March	14,625	
April	15,345	
May	15,345	
June	15,345	

QUALITY

	Quantity	Base Number	Contract	AT	Region	England
% of FP17s for the same patient ID Re-attending within 3 months - Children	33	633	5.2%	10.0%	11.4%	11.9%
% of FP17s for the same patient ID Re-attending within 3 months - Adults	362	2,434	14.9%	14.5%	15.7%	15.9%
% of FP17s for the same patient ID Re-attending between 3 & 9 months - Children	362	633	57.2%	59.6%	60.6%	58.1%
% of FP17s for the same patient ID Re-attending between 3 & 9 months - Adults	1,247	2,434	51.2%	51.0%	52.0%	50.6%
% of FP17s for Band 1 Urgent Courses	196	2,831	6.9%	10.3%	9.6%	9.1%
% of FP17s Relating to Free Repair or Replacements	6	2,831	0.2%	0.9%	0.7%	0.8%
% of FP17s Relating to Continuations	50	2,831	1.8%	1.1%	1.0%	1.1%
% of Patients satisfied with the dentistry they have received	10	12	83.3%	91.9%	91.6%	91.4%
% of Patients satisfied with the time they had to wait for an appointment	12	12	100.0%	86.7%	87.9%	87.7%

* This is based on patients treated on this contract for their most recent course of treatment. Figures in italics indicate the base number of FP17s or Patient Questionnaire responses are less than 100. N/A is shown where the base number of responses is less than 10 during the period. % is calculated as Quantity/Base number*100

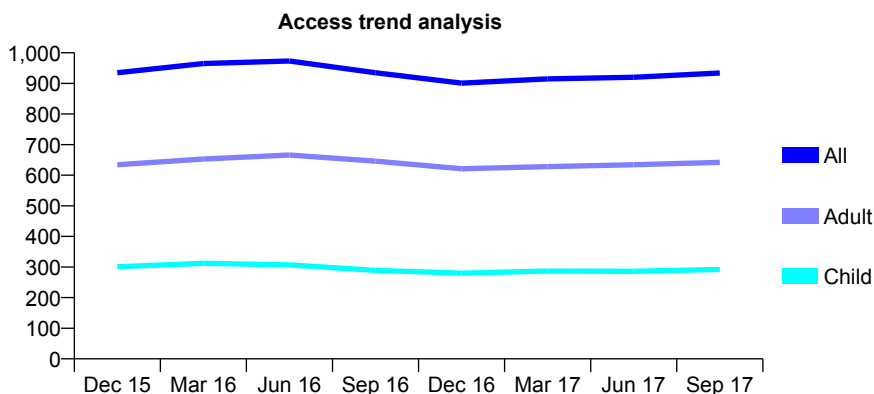
Q66 - Vital Signs At a Glance Contract Report for 139025/0001 - September 2017

Name or company name	Terrace Practice Care Ltd
Contract type name	GDS Contract
Purpose of contract	General
Contract start date	01/07/2007
Contract end date	

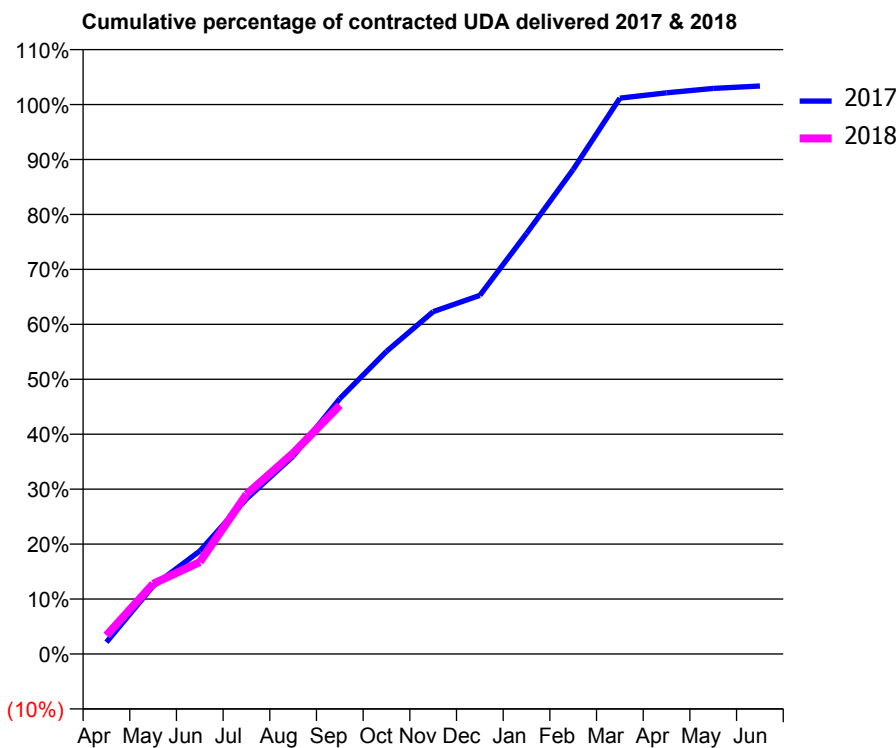
17/18 Contracted general activity (UDA)	1,900
Carry forward general activity (UDA)	-38
17/18 Contracted orthodontic activity (UOA)	0
Carry forward orthodontic activity (UOA)	0
Baseline contract value	£40,662.77

ACCESS*

Patients seen in 24 months	Total	Change since previous quarter
Quarter ending September 2016	935	
Quarter ending December 2016	901	↓
Quarter ending March 2017	915	→
Quarter ending June 2017	920	→
Quarter ending September 2017	934	→
Variance since September 2016	(0.1%)	→



ACTIVITY



Month	Adjusted Scheduled Activity (UDA)	
	2017	2018
April	41	64
May	235	243
June	356	318
July	536	552
August	684	694
September	883	860
October	1,046	
November	1,184	
December	1,240	
January	1,454	
February	1,675	
March	1,922	
April	1,941	
May	1,956	
June	1,964	

QUALITY

	Quantity	Base Number	Contract	AT	Region	England
% of FP17s for the same patient ID Re-attending within 3 months - Children	25	274	9.1%	10.0%	11.4%	11.9%
% of FP17s for the same patient ID Re-attending within 3 months - Adults	101	530	19.1%	14.5%	15.7%	15.9%
% of FP17s for the same patient ID Re-attending between 3 & 9 months - Children	176	274	64.2%	59.6%	60.6%	58.1%
% of FP17s for the same patient ID Re-attending between 3 & 9 months - Adults	284	530	53.6%	51.0%	52.0%	50.6%
% of FP17s for Band 1 Urgent Courses	21	434	4.8%	10.3%	9.6%	9.1%
% of FP17s Relating to Free Repair or Replacements	2	434	0.5%	0.9%	0.7%	0.8%
% of FP17s Relating to Continuations	0	434	0.0%	1.1%	1.0%	1.1%
% of Patients satisfied with the dentistry they have received	2	2	N/A	91.9%	91.6%	91.4%
% of Patients satisfied with the time they had to wait for an appointment	2	2	N/A	86.7%	87.9%	87.7%

* This is based on patients treated on this contract for their most recent course of treatment. Figures in italics indicate the base number of FP17s or Patient Questionnaire responses are less than 100. N/A is shown where the base number of responses is less than 10 during the period. % is calculated as Quantity/Base number*100

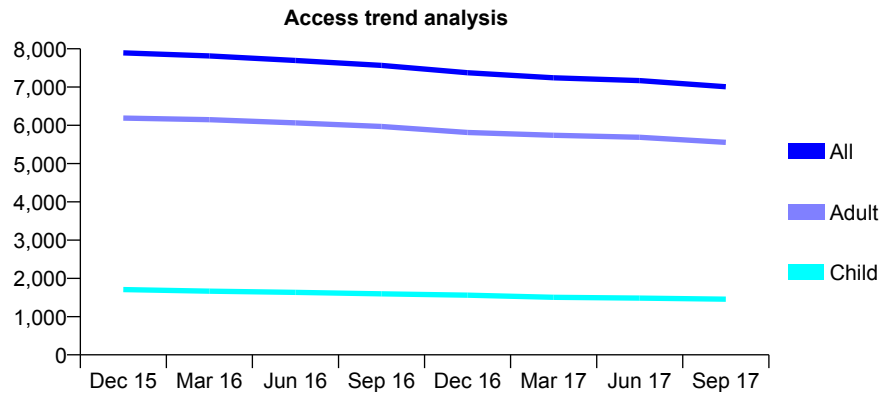
Q66 - Vital Signs At a Glance Contract Report for 139459/0001 - September 2017

Name or company name	The Helston Dental Practice Partnership
Contract type name	GDS Contract
Purpose of contract	General
Contract start date	01/08/2011
Contract end date	

17/18 Contracted general activity (UDA)	23,923
Carry forward general activity (UDA)	-104
17/18 Contracted orthodontic activity (UOA)	0
Carry forward orthodontic activity (UOA)	0
Baseline contract value	£627,606.72

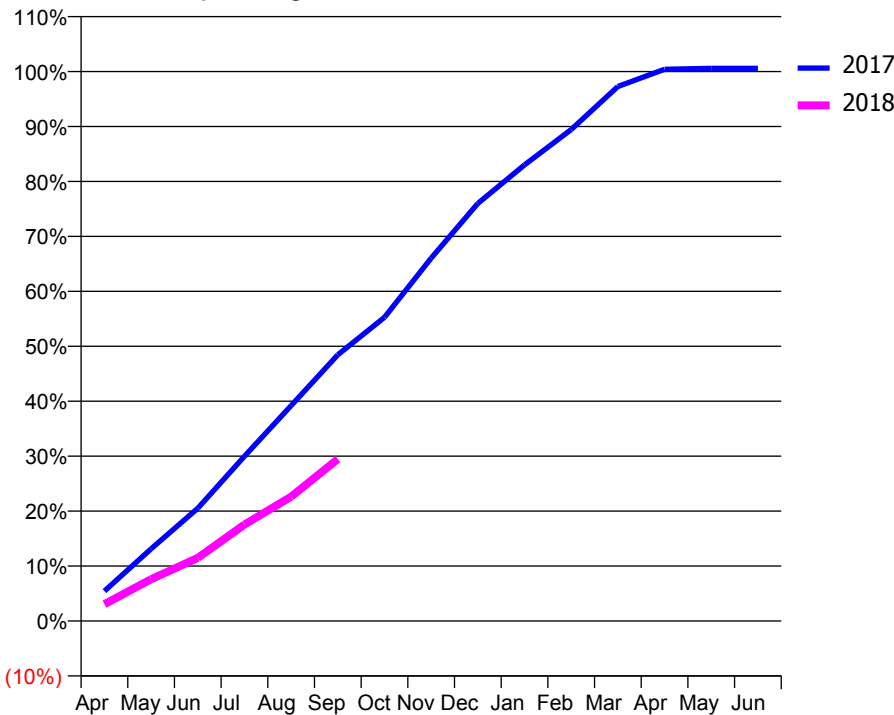
ACCESS*

Patients seen in 24 months	Total	Change since previous quarter
Quarter ending September 2016	7,566	
Quarter ending December 2016	7,375	↓
Quarter ending March 2017	7,241	↓
Quarter ending June 2017	7,169	→
Quarter ending September 2017	7,010	↓
Variance since September 2016	(7.3%)	↓



ACTIVITY

Cumulative percentage of contracted UDA delivered 2017 & 2018



Month	Adjusted Scheduled Activity (UDA)	
	2017	2018
April	980	732
May	2,365	1,821
June	3,695	2,751
July	5,398	4,198
August	7,059	5,412
September	8,720	7,051
October	9,949	
November	11,886	
December	13,679	
January	14,939	
February	16,100	
March	17,508	
April	18,075	
May	18,102	
June	18,104	

QUALITY

	Quantity	Base Number	Contract	AT	Region	England
% of FP17s for the same patient ID Re-attending within 3 months - Children	45	935	4.8%	10.0%	11.4%	11.9%
% of FP17s for the same patient ID Re-attending within 3 months - Adults	347	3,182	10.9%	14.5%	15.7%	15.9%
% of FP17s for the same patient ID Re-attending between 3 & 9 months - Children	548	935	58.6%	59.6%	60.6%	58.1%
% of FP17s for the same patient ID Re-attending between 3 & 9 months - Adults	1,198	3,182	37.6%	51.0%	52.0%	50.6%
% of FP17s for Band 1 Urgent Courses	201	3,810	5.3%	10.3%	9.6%	9.1%
% of FP17s Relating to Free Repair or Replacements	25	3,810	0.7%	0.9%	0.7%	0.8%
% of FP17s Relating to Continuations	67	3,810	1.8%	1.1%	1.0%	1.1%
% of Patients satisfied with the dentistry they have received	12	13	92.3%	91.9%	91.6%	91.4%
% of Patients satisfied with the time they had to wait for an appointment	11	13	84.6%	86.7%	87.9%	87.7%

* This is based on patients treated on this contract for their most recent course of treatment. Figures in italics indicate the base number of FP17s or Patient Questionnaire responses are less than 100. N/A is shown where the base number of responses is less than 10 during the period. % is calculated as Quantity/Base number*100

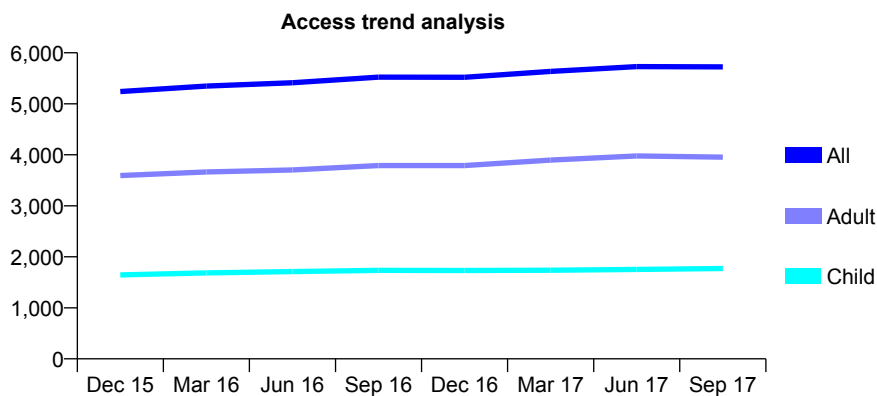
Q66 - Vital Signs At a Glance Contract Report for 141461/0001 - September 2017

Name or company name	Queen Annes Dental Practice Limited
Contract type name	GDS Contract
Purpose of contract	General and Orthodontic
Contract start date	01/10/2007
Contract end date	

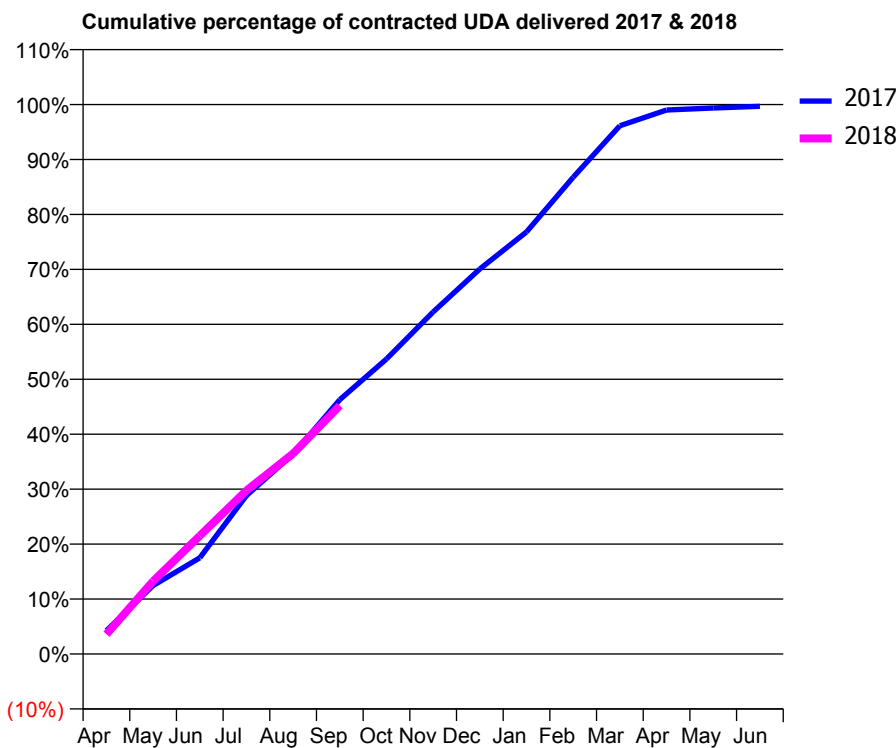
17/18 Contracted general activity (UDA)	14,575
Carry forward general activity (UDA)	-75
17/18 Contracted orthodontic activity (UOA)	700
Carry forward orthodontic activity (UOA)	0
Baseline contract value	£442,350.76

ACCESS*

Patients seen in 24 months	Total	Change since previous quarter
Quarter ending September 2016	5,524	
Quarter ending December 2016	5,521	→
Quarter ending March 2017	5,634	↑
Quarter ending June 2017	5,729	→
Quarter ending September 2017	5,724	→
Variance since September 2016	3.6%	↑



ACTIVITY



Month	Adjusted Scheduled Activity (UDA)	
	2017	2018
April	621	526
May	1,815	1,933
June	2,552	3,136
July	4,204	4,338
August	5,304	5,318
September	6,747	6,591
October	7,825	
November	9,075	
December	10,213	
January	11,195	
February	12,645	
March	14,012	
April	14,430	
May	14,483	
June	14,528	

QUALITY

	Quantity	Base Number	Contract	AT	Region	England
% of FP17s for the same patient ID Re-attending within 3 months - Children	219	1,528	14.3%	10.0%	11.4%	11.9%
% of FP17s for the same patient ID Re-attending within 3 months - Adults	467	2,909	16.1%	14.5%	15.7%	15.9%
% of FP17s for the same patient ID Re-attending between 3 & 9 months - Children	944	1,528	61.8%	59.6%	60.6%	58.1%
% of FP17s for the same patient ID Re-attending between 3 & 9 months - Adults	1,729	2,909	59.4%	51.0%	52.0%	50.6%
% of FP17s for Band 1 Urgent Courses	297	3,662	8.1%	10.3%	9.6%	9.1%
% of FP17s Relating to Free Repair or Replacements	39	3,662	1.1%	0.9%	0.7%	0.8%
% of FP17s Relating to Continuations	11	3,662	0.3%	1.1%	1.0%	1.1%
% of Patients satisfied with the dentistry they have received	15	16	93.8%	91.9%	91.6%	91.4%
% of Patients satisfied with the time they had to wait for an appointment	15	16	93.8%	86.7%	87.9%	87.7%

* This is based on patients treated on this contract for their most recent course of treatment. Figures in italics indicate the base number of FP17s or Patient Questionnaire responses are less than 100. N/A is shown where the base number of responses is less than 10 during the period. % is calculated as Quantity/Base number*100

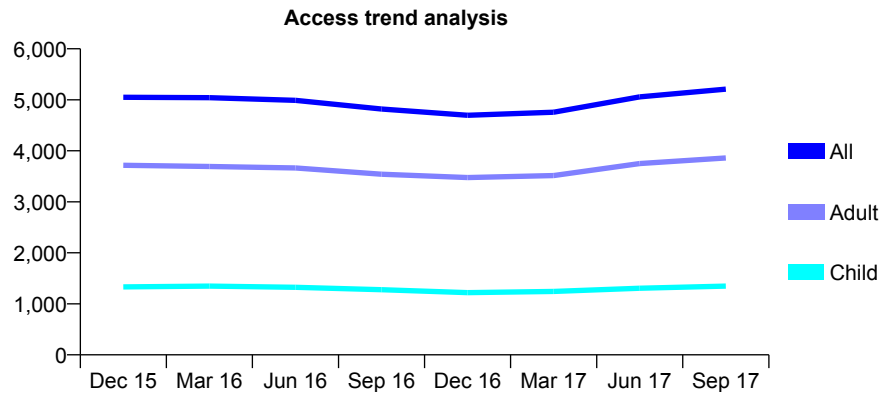
Q66 - Vital Signs At a Glance Contract Report for 144886/0001 - September 2017

Name or company name	Bodmin Dental Care Ltd
Contract type name	GDS Contract
Purpose of contract	General
Contract start date	01/01/2008
Contract end date	

17/18 Contracted general activity (UDA)	21,112
Carry forward general activity (UDA)	0
17/18 Contracted orthodontic activity (UOA)	0
Carry forward orthodontic activity (UOA)	0
Baseline contract value	£503,043.96

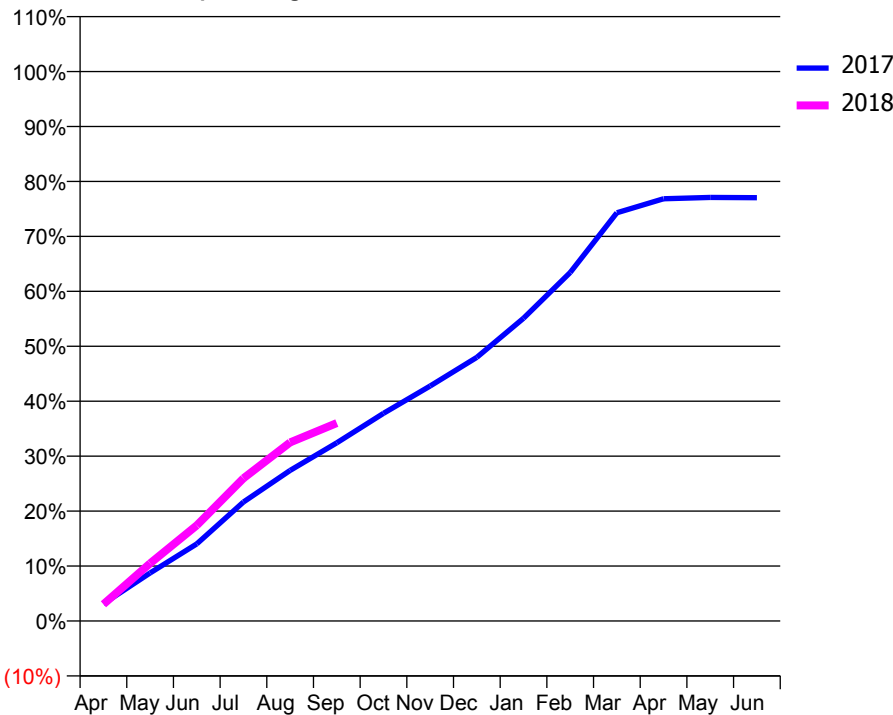
ACCESS*

Patients seen in 24 months	Total	Change since previous quarter
Quarter ending September 2016	4,820	
Quarter ending December 2016	4,697	↓
Quarter ending March 2017	4,757	→
Quarter ending June 2017	5,057	↑
Quarter ending September 2017	5,209	↑
Variance since September 2016	8.1%	↑



ACTIVITY

Cumulative percentage of contracted UDA delivered 2017 & 2018



Month	Adjusted Scheduled Activity (UDA)	
	2017	2018
April	517	641
May	1,443	2,218
June	2,317	3,677
July	3,576	5,484
August	4,521	6,862
September	5,350	7,603
October	6,235	
November	7,056	
December	7,918	
January	9,092	
February	10,465	
March	12,257	
April	12,679	
May	12,719	
June	12,711	

QUALITY

	Quantity	Base Number	Contract	AT	Region	England
% of FP17s for the same patient ID Re-attending within 3 months - Children	88	919	9.6%	10.0%	11.4%	11.9%
% of FP17s for the same patient ID Re-attending within 3 months - Adults	442	2,717	16.3%	14.5%	15.7%	15.9%
% of FP17s for the same patient ID Re-attending between 3 & 9 months - Children	472	919	51.4%	59.6%	60.6%	58.1%
% of FP17s for the same patient ID Re-attending between 3 & 9 months - Adults	1,422	2,717	52.3%	51.0%	52.0%	50.6%
% of FP17s for Band 1 Urgent Courses	227	3,444	6.6%	10.3%	9.6%	9.1%
% of FP17s Relating to Free Repair or Replacements	91	3,444	2.6%	0.9%	0.7%	0.8%
% of FP17s Relating to Continuations	30	3,444	0.9%	1.1%	1.0%	1.1%
% of Patients satisfied with the dentistry they have received	11	12	91.7%	91.9%	91.6%	91.4%
% of Patients satisfied with the time they had to wait for an appointment	10	12	83.3%	86.7%	87.9%	87.7%

* This is based on patients treated on this contract for their most recent course of treatment. Figures in italics indicate the base number of FP17s or Patient Questionnaire responses are less than 100. N/A is shown where the base number of responses is less than 10 during the period. % is calculated as Quantity/Base number*100

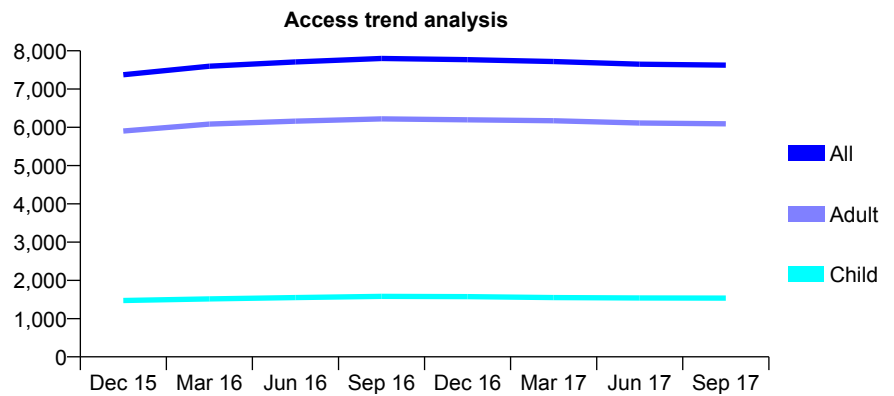
Q66 - Vital Signs At a Glance Contract Report for 145866/0001 - September 2017

Name or company name	Cathedral House Partnership
Contract type name	GDS Contract
Purpose of contract	General
Contract start date	01/10/2014
Contract end date	

17/18 Contracted general activity (UDA)	27,751
Carry forward general activity (UDA)	286
17/18 Contracted orthodontic activity (UOA)	0
Carry forward orthodontic activity (UOA)	0
Baseline contract value	£727,998.21

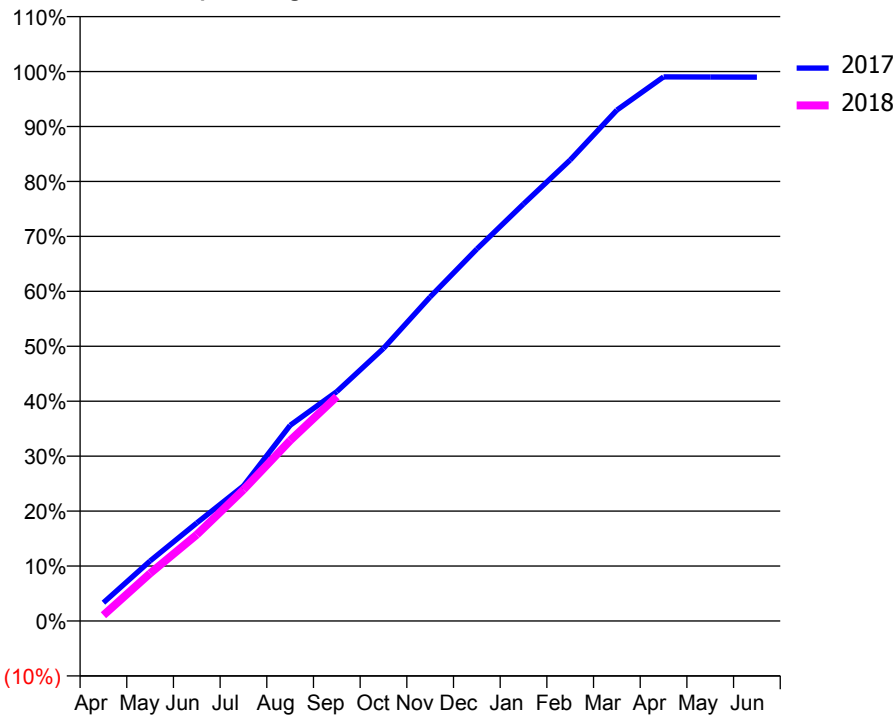
ACCESS*

Patients seen in 24 months	Total	Change since previous quarter
Quarter ending September 2016	7,800	
Quarter ending December 2016	7,769	→
Quarter ending March 2017	7,721	→
Quarter ending June 2017	7,651	→
Quarter ending September 2017	7,627	→
Variance since September 2016	(2.2%)	↓



ACTIVITY

Cumulative percentage of contracted UDA delivered 2017 & 2018



Month	Adjusted Scheduled Activity (UDA)	
	2017	2018
April	925	290
May	3,034	2,409
June	4,953	4,359
July	6,828	6,633
August	9,884	9,116
September	11,587	11,336
October	13,766	
November	16,367	
December	18,786	
January	21,060	
February	23,282	
March	25,804	
April	27,478	
May	27,474	
June	27,464	

QUALITY

	Quantity	Base Number	Contract	AT	Region	England
% of FP17s for the same patient ID Re-attending within 3 months - Children	90	1,201	7.5%	10.0%	11.4%	11.9%
% of FP17s for the same patient ID Re-attending within 3 months - Adults	655	4,607	14.2%	14.5%	15.7%	15.9%
% of FP17s for the same patient ID Re-attending between 3 & 9 months - Children	727	1,201	60.5%	59.6%	60.6%	58.1%
% of FP17s for the same patient ID Re-attending between 3 & 9 months - Adults	2,590	4,607	56.2%	51.0%	52.0%	50.6%
% of FP17s for Band 1 Urgent Courses	299	5,155	5.8%	10.3%	9.6%	9.1%
% of FP17s Relating to Free Repair or Replacements	49	5,155	1.0%	0.9%	0.7%	0.8%
% of FP17s Relating to Continuations	84	5,155	1.6%	1.1%	1.0%	1.1%
% of Patients satisfied with the dentistry they have received	19	19	100.0%	91.9%	91.6%	91.4%
% of Patients satisfied with the time they had to wait for an appointment	19	19	100.0%	86.7%	87.9%	87.7%

* This is based on patients treated on this contract for their most recent course of treatment. Figures in italics indicate the base number of FP17s or Patient Questionnaire responses are less than 100. N/A is shown where the base number of responses is less than 10 during the period. % is calculated as Quantity/Base number*100

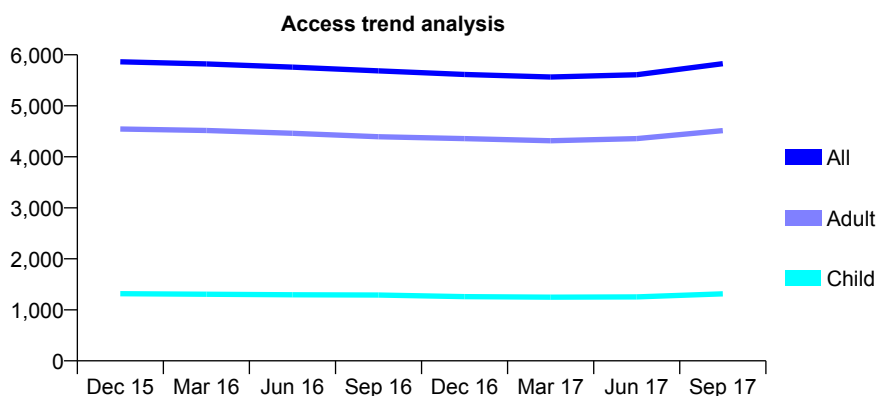
Q66 - Vital Signs At a Glance Contract Report for 148334/0001 - September 2017

Name or company name	Cedar Hut Dental Limited
Contract type name	GDS Contract
Purpose of contract	General
Contract start date	30/04/2013
Contract end date	

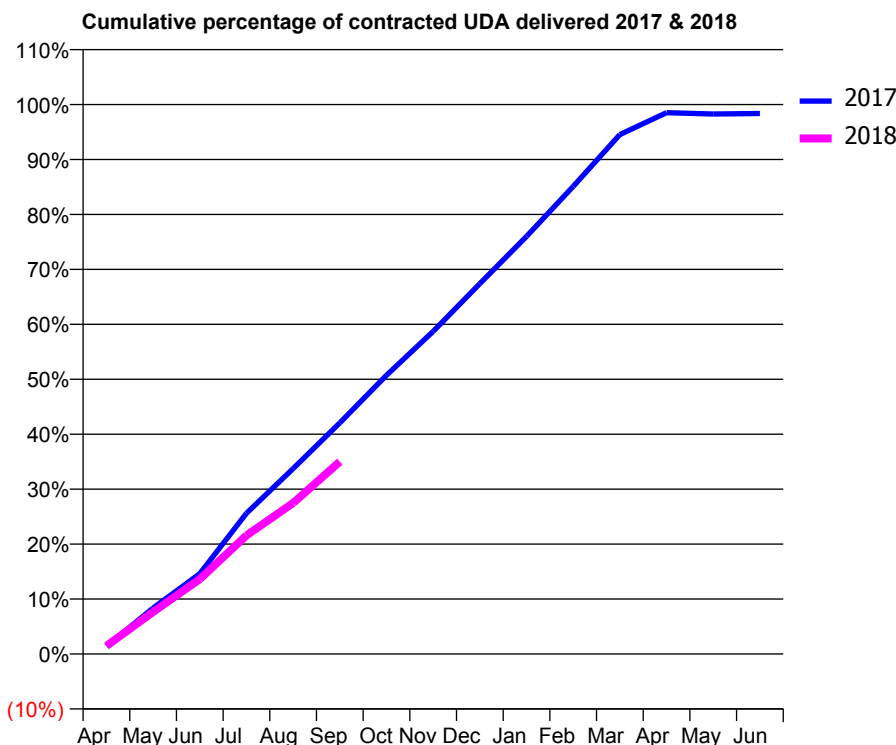
17/18 Contracted general activity (UDA)	22,045
Carry forward general activity (UDA)	281
17/18 Contracted orthodontic activity (UOA)	0
Carry forward orthodontic activity (UOA)	0
Baseline contract value	£511,853.79

ACCESS*

Patients seen in 24 months	Total	Change since previous quarter
Quarter ending September 2016	5,685	
Quarter ending December 2016	5,615	↓
Quarter ending March 2017	5,565	→
Quarter ending June 2017	5,610	→
Quarter ending September 2017	5,827	↑
Variance since September 2016	2.5%	↑



ACTIVITY



Month	Adjusted Scheduled Activity (UDA)	
	2017	2018
April	249	324
May	1,434	1,689
June	2,508	3,004
July	4,396	4,757
August	5,790	6,056
September	7,218	7,718
October	8,702	
November	10,071	
December	11,564	
January	13,038	
February	14,600	
March	16,218	
April	16,899	
May	16,857	
June	16,874	

QUALITY

	Quantity	Base Number	Contract	AT	Region	England
% of FP17s for the same patient ID Re-attending within 3 months - Children	98	1,142	8.6%	10.0%	11.4%	11.9%
% of FP17s for the same patient ID Re-attending within 3 months - Adults	368	3,470	10.6%	14.5%	15.7%	15.9%
% of FP17s for the same patient ID Re-attending between 3 & 9 months - Children	737	1,142	64.5%	59.6%	60.6%	58.1%
% of FP17s for the same patient ID Re-attending between 3 & 9 months - Adults	2,309	3,470	66.5%	51.0%	52.0%	50.6%
% of FP17s for Band 1 Urgent Courses	227	3,843	5.9%	10.3%	9.6%	9.1%
% of FP17s Relating to Free Repair or Replacements	22	3,843	0.6%	0.9%	0.7%	0.8%
% of FP17s Relating to Continuations	8	3,843	0.2%	1.1%	1.0%	1.1%
% of Patients satisfied with the dentistry they have received	18	18	100.0%	91.9%	91.6%	91.4%
% of Patients satisfied with the time they had to wait for an appointment	17	18	94.4%	86.7%	87.9%	87.7%

* This is based on patients treated on this contract for their most recent course of treatment. Figures in italics indicate the base number of FP17s or Patient Questionnaire responses are less than 100. N/A is shown where the base number of responses is less than 10 during the period. % is calculated as Quantity/Base number*100

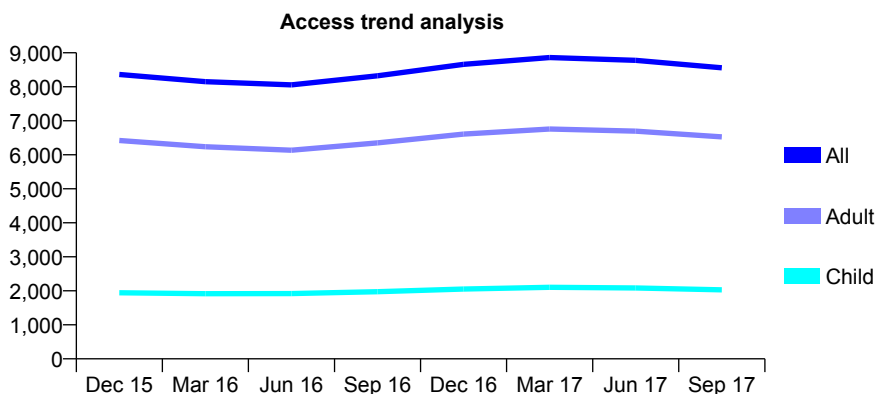
Q66 - Vital Signs At a Glance Contract Report for 149756/0001 - September 2017

Name or company name	IDH 331 Ltd
Contract type name	GDS Contract
Purpose of contract	General
Contract start date	01/12/2008
Contract end date	

17/18 Contracted general activity (UDA)	25,452
Carry forward general activity (UDA)	0
17/18 Contracted orthodontic activity (UOA)	0
Carry forward orthodontic activity (UOA)	0
Baseline contract value	£672,460.39

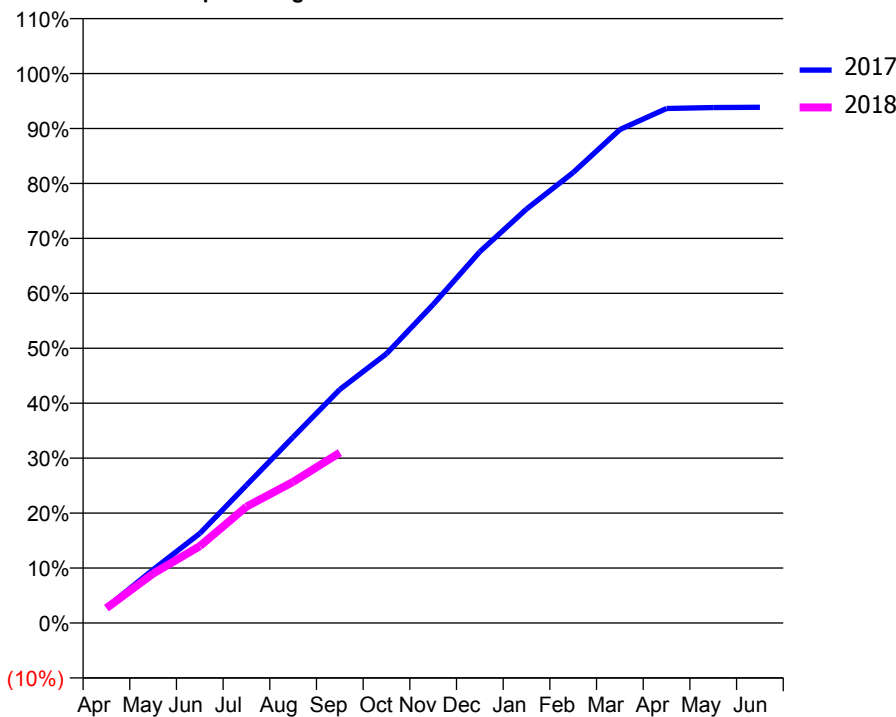
ACCESS*

Patients seen in 24 months	Total	Change since previous quarter
Quarter ending September 2016	8,325	
Quarter ending December 2016	8,661	↑
Quarter ending March 2017	8,859	↑
Quarter ending June 2017	8,778	→
Quarter ending September 2017	8,557	↓
Variance since September 2016	2.8%	↑



ACTIVITY

Cumulative percentage of contracted UDA delivered 2017 & 2018



Adjusted Scheduled Activity (UDA)

Month	2017	2018
April	722	690
May	2,473	2,289
June	4,146	3,559
July	6,382	5,387
August	8,616	6,541
September	10,816	7,890
October	12,472	
November	14,755	
December	17,199	
January	19,172	
February	20,866	
March	22,854	
April	23,834	
May	23,872	
June	23,888	

QUALITY

	Quantity	Base Number	Contract	AT	Region	England
% of FP17s for the same patient ID Re-attending within 3 months - Children	96	1,484	6.5%	10.0%	11.4%	11.9%
% of FP17s for the same patient ID Re-attending within 3 months - Adults	537	4,169	12.9%	14.5%	15.7%	15.9%
% of FP17s for the same patient ID Re-attending between 3 & 9 months - Children	966	1,484	65.1%	59.6%	60.6%	58.1%
% of FP17s for the same patient ID Re-attending between 3 & 9 months - Adults	2,361	4,169	56.6%	51.0%	52.0%	50.6%
% of FP17s for Band 1 Urgent Courses	332	4,564	7.3%	10.3%	9.6%	9.1%
% of FP17s Relating to Free Repair or Replacements	36	4,564	0.8%	0.9%	0.7%	0.8%
% of FP17s Relating to Continuations	78	4,564	1.7%	1.1%	1.0%	1.1%
% of Patients satisfied with the dentistry they have received	23	26	88.5%	91.9%	91.6%	91.4%
% of Patients satisfied with the time they had to wait for an appointment	22	26	84.6%	86.7%	87.9%	87.7%

* This is based on patients treated on this contract for their most recent course of treatment. Figures in italics indicate the base number of FP17s or Patient Questionnaire responses are less than 100. N/A is shown where the base number of responses is less than 10 during the period. % is calculated as Quantity/Base number*100

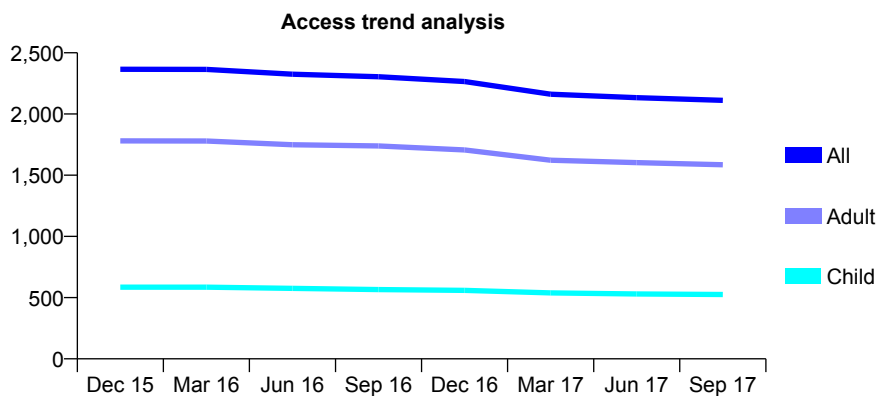
Q66 - Vital Signs At a Glance Contract Report for 150088/0001 - September 2017

Name or company name	Ben Pearson Limited
Contract type name	GDS Contract
Purpose of contract	General
Contract start date	01/04/2010
Contract end date	

17/18 Contracted general activity (UDA)	6,422
Carry forward general activity (UDA)	143
17/18 Contracted orthodontic activity (UOA)	0
Carry forward orthodontic activity (UOA)	0
Baseline contract value	£221,056.02

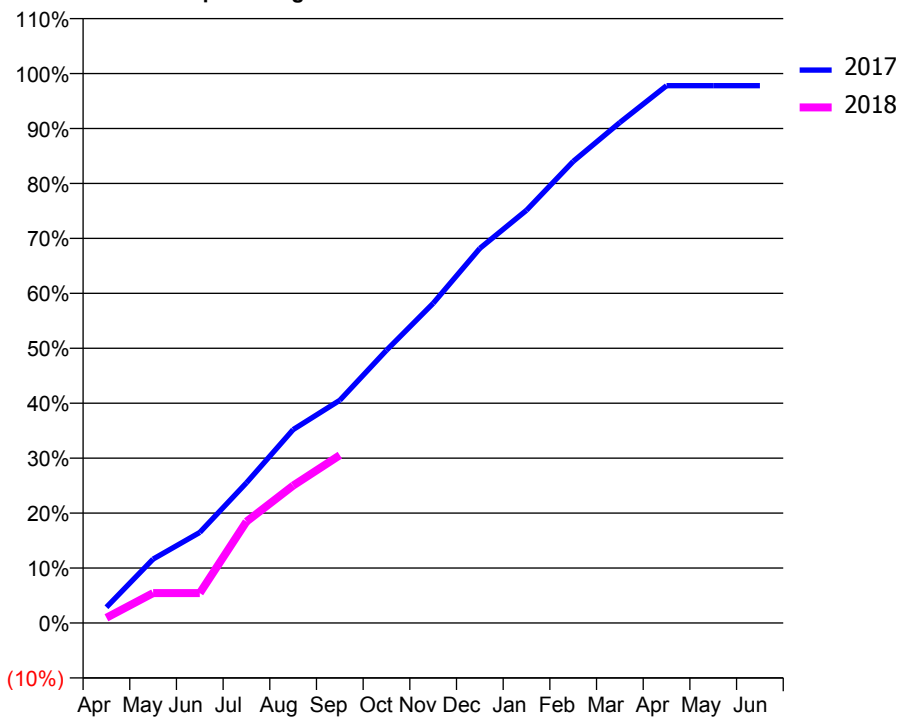
ACCESS*

Patients seen in 24 months	Total	Change since previous quarter
Quarter ending September 2016	2,305	
Quarter ending December 2016	2,265	↓
Quarter ending March 2017	2,162	↓
Quarter ending June 2017	2,133	↓
Quarter ending September 2017	2,112	→
Variance since September 2016	(8.4%)	↓



ACTIVITY

Cumulative percentage of contracted UDA delivered 2017 & 2018



QUALITY

	Quantity	Base Number	Contract	AT	Region	England
% of FP17s for the same patient ID Re-attending within 3 months - Children	15	353	4.2%	10.0%	11.4%	11.9%
% of FP17s for the same patient ID Re-attending within 3 months - Adults	120	940	12.8%	14.5%	15.7%	15.9%
% of FP17s for the same patient ID Re-attending between 3 & 9 months - Children	203	353	57.5%	59.6%	60.6%	58.1%
% of FP17s for the same patient ID Re-attending between 3 & 9 months - Adults	450	940	47.9%	51.0%	52.0%	50.6%
% of FP17s for Band 1 Urgent Courses	37	1,121	3.3%	10.3%	9.6%	9.1%
% of FP17s Relating to Free Repair or Replacements	10	1,121	0.9%	0.9%	0.7%	0.8%
% of FP17s Relating to Continuations	15	1,121	1.3%	1.1%	1.0%	1.1%
% of Patients satisfied with the dentistry they have received	4	4	N/A	91.9%	91.6%	91.4%
% of Patients satisfied with the time they had to wait for an appointment	4	4	N/A	86.7%	87.9%	87.7%

* This is based on patients treated on this contract for their most recent course of treatment. Figures in italics indicate the base number of FP17s or Patient Questionnaire responses are less than 100. N/A is shown where the base number of responses is less than 10 during the period. % is calculated as Quantity/Base number*100

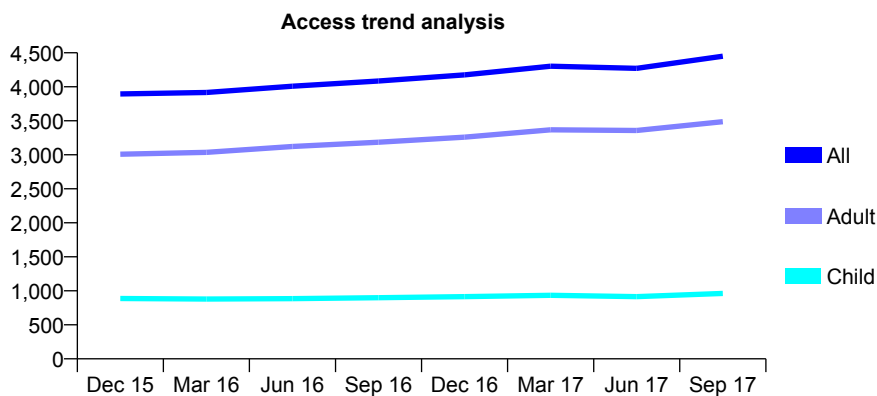
Q66 - Vital Signs At a Glance Contract Report for 150940/0001 - September 2017

Name or company name	Salisbury Villa Ltd
Contract type name	GDS Contract
Purpose of contract	General
Contract start date	03/12/2007
Contract end date	

17/18 Contracted general activity (UDA)	9,000
Carry forward general activity (UDA)	-34
17/18 Contracted orthodontic activity (UOA)	0
Carry forward orthodontic activity (UOA)	0
Baseline contract value	£229,203.16

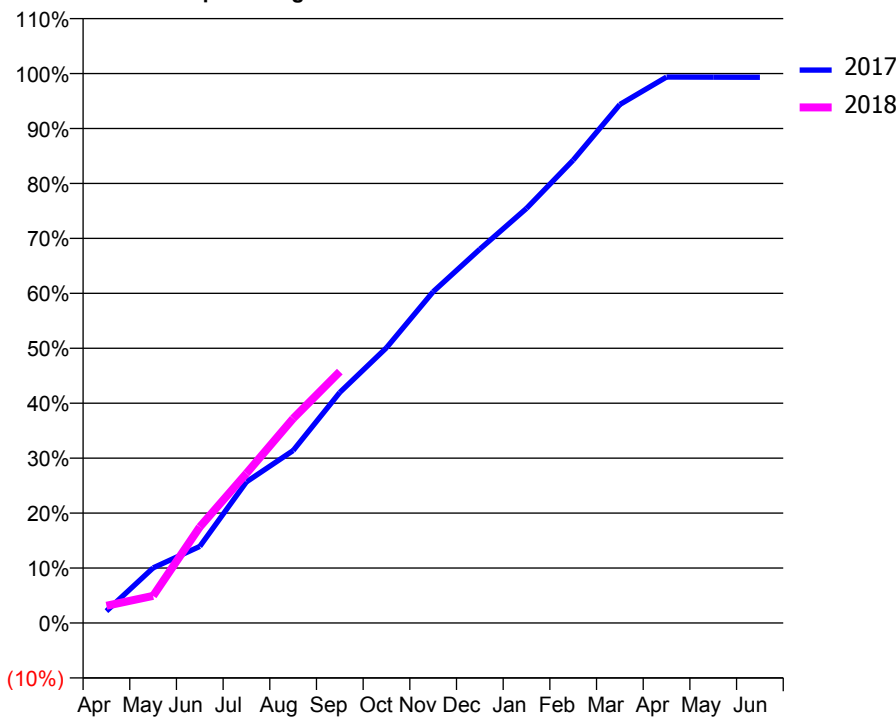
ACCESS*

Patients seen in 24 months	Total	Change since previous quarter
Quarter ending September 2016	4,085	
Quarter ending December 2016	4,175	↑
Quarter ending March 2017	4,302	↑
Quarter ending June 2017	4,272	→
Quarter ending September 2017	4,450	↑
Variance since September 2016	8.9%	↑



ACTIVITY

Cumulative percentage of contracted UDA delivered 2017 & 2018



Adjusted Scheduled Activity (UDA)

Month	2017	2018
April	195	283
May	903	444
June	1,255	1,574
July	2,311	2,451
August	2,825	3,348
September	3,777	4,117
October	4,509	
November	5,427	
December	6,122	
January	6,792	
February	7,582	
March	8,493	
April	8,942	
May	8,941	
June	8,938	

QUALITY

	Quantity	Base Number	Contract	AT	Region	England
% of FP17s for the same patient ID Re-attending within 3 months - Children	68	756	9.0%	10.0%	11.4%	11.9%
% of FP17s for the same patient ID Re-attending within 3 months - Adults	342	2,463	13.9%	14.5%	15.7%	15.9%
% of FP17s for the same patient ID Re-attending between 3 & 9 months - Children	416	756	55.0%	59.6%	60.6%	58.1%
% of FP17s for the same patient ID Re-attending between 3 & 9 months - Adults	1,261	2,463	51.2%	51.0%	52.0%	50.6%
% of FP17s for Band 1 Urgent Courses	466	2,541	18.3%	10.3%	9.6%	9.1%
% of FP17s Relating to Free Repair or Replacements	22	2,541	0.9%	0.9%	0.7%	0.8%
% of FP17s Relating to Continuations	14	2,541	0.6%	1.1%	1.0%	1.1%
% of Patients satisfied with the dentistry they have received	17	18	94.4%	91.9%	91.6%	91.4%
% of Patients satisfied with the time they had to wait for an appointment	17	18	94.4%	86.7%	87.9%	87.7%

* This is based on patients treated on this contract for their most recent course of treatment. Figures in italics indicate the base number of FP17s or Patient Questionnaire responses are less than 100. N/A is shown where the base number of responses is less than 10 during the period. % is calculated as Quantity/Base number*100

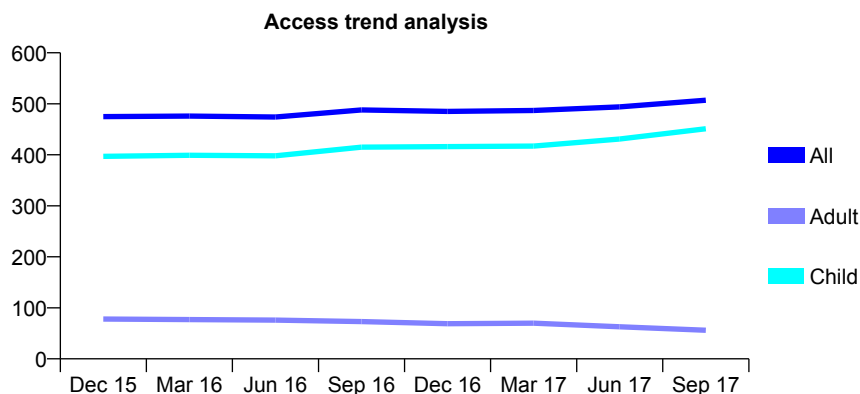
Q66 - Vital Signs At a Glance Contract Report for 151149/0001 - September 2017

Name or company name	B & M Dental Care Ltd
Contract type name	GDS Contract
Purpose of contract	General
Contract start date	01/11/2013
Contract end date	

17/18 Contracted general activity (UDA)	1,154
Carry forward general activity (UDA)	27
17/18 Contracted orthodontic activity (UOA)	0
Carry forward orthodontic activity (UOA)	0
Baseline contract value	£27,526.53

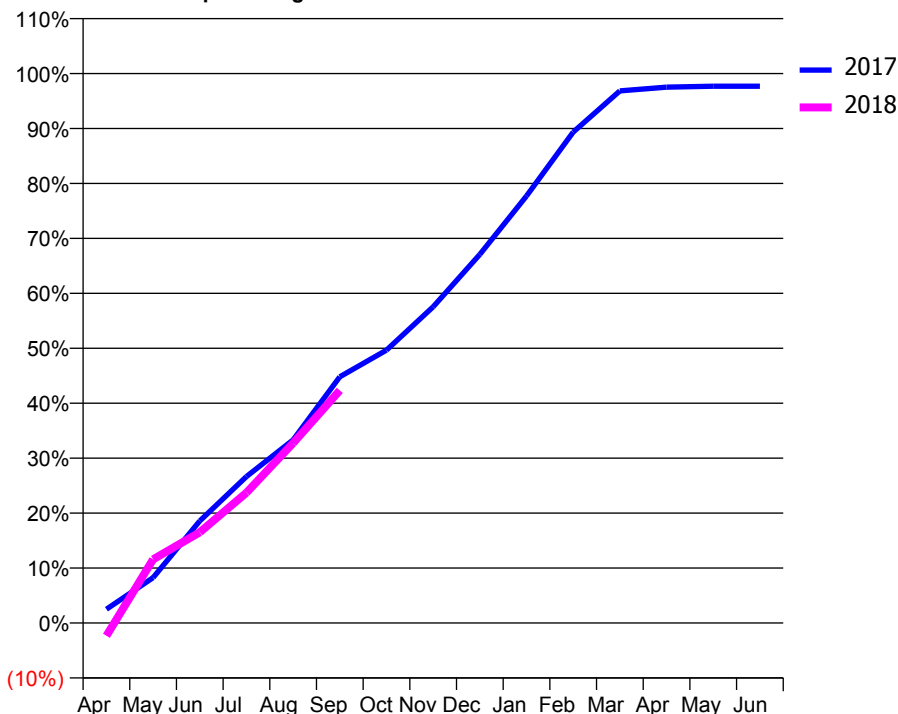
ACCESS*

Patients seen in 24 months	Total	Change since previous quarter
Quarter ending September 2016	488	
Quarter ending December 2016	485	→
Quarter ending March 2017	487	→
Quarter ending June 2017	494	→
Quarter ending September 2017	507	↑
Variance since September 2016	3.9%	↑



ACTIVITY

Cumulative percentage of contracted UDA delivered 2017 & 2018



Adjusted Scheduled Activity (UDA)

Month	2017	2018
April	29	-27
May	95	134
June	214	191
July	308	274
August	385	378
September	517	488
October	573	
November	664	
December	774	
January	897	
February	1,031	
March	1,117	
April	1,125	
May	1,127	
June	1,127	

QUALITY

	Quantity	Base Number	Contract	AT	Region	England
% of FP17s for the same patient ID Re-attending within 3 months - Children	13	353	3.7%	10.0%	11.4%	11.9%
% of FP17s for the same patient ID Re-attending within 3 months - Adults	1	15	6.7%	14.5%	15.7%	15.9%
% of FP17s for the same patient ID Re-attending between 3 & 9 months - Children	228	353	64.6%	59.6%	60.6%	58.1%
% of FP17s for the same patient ID Re-attending between 3 & 9 months - Adults	7	15	46.7%	51.0%	52.0%	50.6%
% of FP17s for Band 1 Urgent Courses	7	359	1.9%	10.3%	9.6%	9.1%
% of FP17s Relating to Free Repair or Replacements	0	359	0.0%	0.9%	0.7%	0.8%
% of FP17s Relating to Continuations	0	359	0.0%	1.1%	1.0%	1.1%
% of Patients satisfied with the dentistry they have received	0	0	N/A	91.9%	91.6%	91.4%
% of Patients satisfied with the time they had to wait for an appointment	0	0	N/A	86.7%	87.9%	87.7%

* This is based on patients treated on this contract for their most recent course of treatment. Figures in italics indicate the base number of FP17s or Patient Questionnaire responses are less than 100. N/A is shown where the base number of responses is less than 10 during the period. % is calculated as Quantity/Base number*100

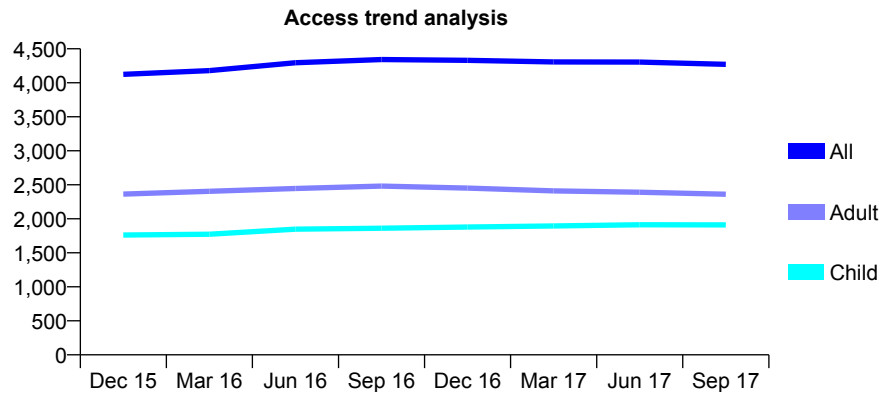
Q66 - Vital Signs At a Glance Contract Report for 153001/0001 - September 2017

Name or company name	Gentle Dental UK Ltd
Contract type name	GDS Contract
Purpose of contract	General
Contract start date	01/12/2007
Contract end date	

17/18 Contracted general activity (UDA)	14,673
Carry forward general activity (UDA)	3,252
17/18 Contracted orthodontic activity (UOA)	0
Carry forward orthodontic activity (UOA)	0
Baseline contract value	£388,651.33

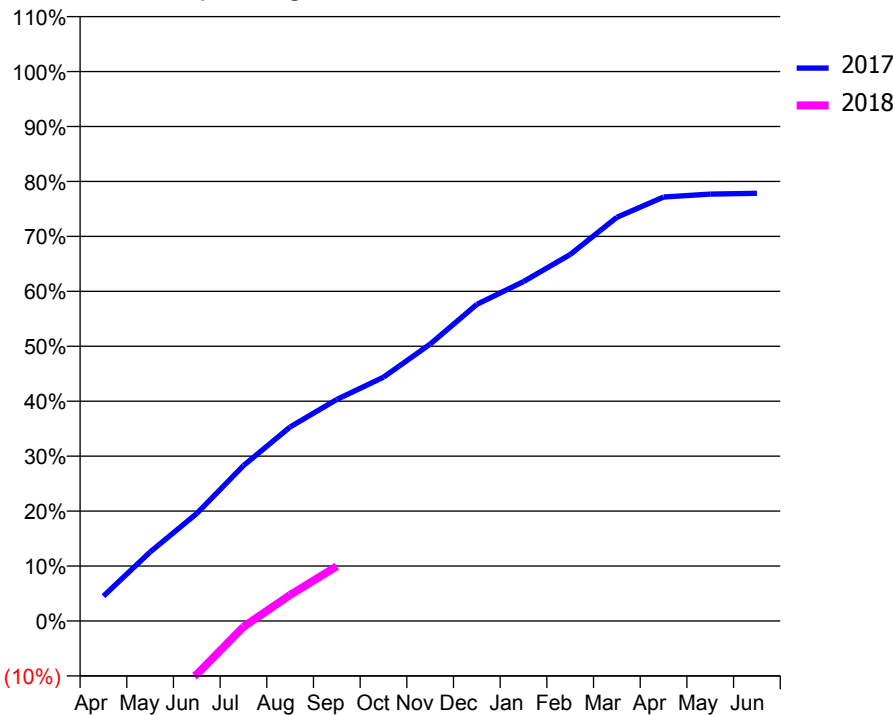
ACCESS*

Patients seen in 24 months	Total	Change since previous quarter
Quarter ending September 2016	4,343	
Quarter ending December 2016	4,330	→
Quarter ending March 2017	4,306	→
Quarter ending June 2017	4,304	→
Quarter ending September 2017	4,272	→
Variance since September 2016	(1.6%)	↓



ACTIVITY

Cumulative percentage of contracted UDA delivered 2017 & 2018



Month	Adjusted Scheduled Activity (UDA)	
	2017	2018
April	662	-2,992
May	1,842	-2,189
June	2,870	-1,429
July	4,149	-160
August	5,181	697
September	5,915	1,462
October	6,512	
November	7,395	
December	8,453	
January	9,065	
February	9,785	
March	10,780	
April	11,321	
May	11,399	
June	11,421	

QUALITY

	Quantity	Base Number	Contract	AT	Region	England
% of FP17s for the same patient ID Re-attending within 3 months - Children	196	1,591	12.3%	10.0%	11.4%	11.9%
% of FP17s for the same patient ID Re-attending within 3 months - Adults	211	1,736	12.2%	14.5%	15.7%	15.9%
% of FP17s for the same patient ID Re-attending between 3 & 9 months - Children	978	1,591	61.5%	59.6%	60.6%	58.1%
% of FP17s for the same patient ID Re-attending between 3 & 9 months - Adults	1,139	1,736	65.6%	51.0%	52.0%	50.6%
% of FP17s for Band 1 Urgent Courses	109	2,634	4.1%	10.3%	9.6%	9.1%
% of FP17s Relating to Free Repair or Replacements	0	2,634	0.0%	0.9%	0.7%	0.8%
% of FP17s Relating to Continuations	10	2,634	0.4%	1.1%	1.0%	1.1%
% of Patients satisfied with the dentistry they have received	11	13	84.6%	91.9%	91.6%	91.4%
% of Patients satisfied with the time they had to wait for an appointment	12	13	92.3%	86.7%	87.9%	87.7%

* This is based on patients treated on this contract for their most recent course of treatment. Figures in italics indicate the base number of FP17s or Patient Questionnaire responses are less than 100. N/A is shown where the base number of responses is less than 10 during the period. % is calculated as Quantity/Base number*100

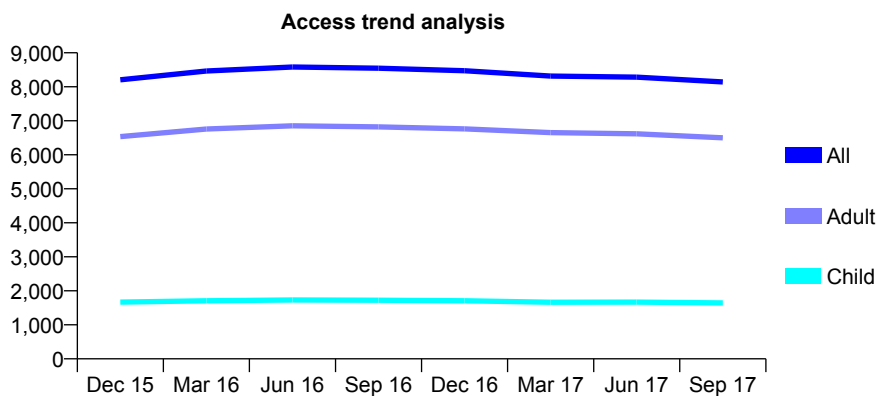
Q66 - Vital Signs At a Glance Contract Report for 157260/0001 - September 2017

Name or company name	Dart Vale Dental Care Ltd
Contract type name	GDS Contract
Purpose of contract	General
Contract start date	01/10/2008
Contract end date	

17/18 Contracted general activity (UDA)	25,500
Carry forward general activity (UDA)	914
17/18 Contracted orthodontic activity (UOA)	0
Carry forward orthodontic activity (UOA)	0
Baseline contract value	£640,660.83

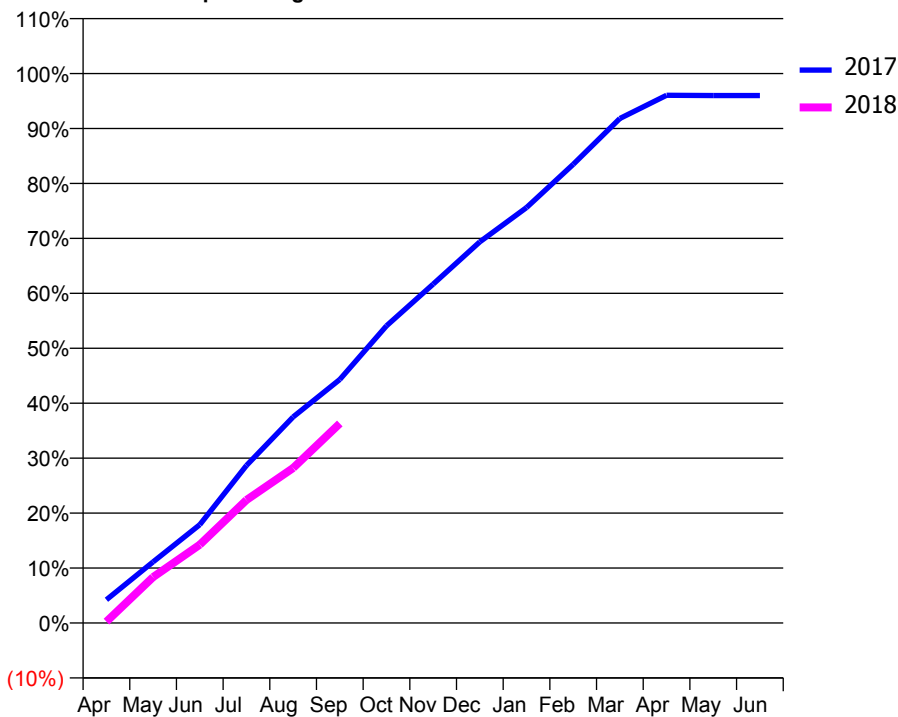
ACCESS*

Patients seen in 24 months	Total	Change since previous quarter
Quarter ending September 2016	8,546	
Quarter ending December 2016	8,472	→
Quarter ending March 2017	8,315	↓
Quarter ending June 2017	8,285	→
Quarter ending September 2017	8,144	↓
Variance since September 2016	(4.7%)	↓



ACTIVITY

Cumulative percentage of contracted UDA delivered 2017 & 2018



Month	Adjusted Scheduled Activity (UDA)	
	2017	2018
April	1,079	67
May	2,835	2,131
June	4,564	3,638
July	7,308	5,707
August	9,565	7,196
September	11,300	9,258
October	13,790	
November	15,725	
December	17,686	
January	19,280	
February	21,282	
March	23,410	
April	24,487	
May	24,476	
June	24,476	

QUALITY

	Quantity	Base Number	Contract	AT	Region	England
% of FP17s for the same patient ID Re-attending within 3 months - Children	96	1,296	7.4%	10.0%	11.4%	11.9%
% of FP17s for the same patient ID Re-attending within 3 months - Adults	706	4,922	14.3%	14.5%	15.7%	15.9%
% of FP17s for the same patient ID Re-attending between 3 & 9 months - Children	812	1,296	62.7%	59.6%	60.6%	58.1%
% of FP17s for the same patient ID Re-attending between 3 & 9 months - Adults	3,095	4,922	62.9%	51.0%	52.0%	50.6%
% of FP17s for Band 1 Urgent Courses	612	5,721	10.7%	10.3%	9.6%	9.1%
% of FP17s Relating to Free Repair or Replacements	61	5,721	1.1%	0.9%	0.7%	0.8%
% of FP17s Relating to Continuations	63	5,721	1.1%	1.1%	1.0%	1.1%
% of Patients satisfied with the dentistry they have received	24	25	96.0%	91.9%	91.6%	91.4%
% of Patients satisfied with the time they had to wait for an appointment	23	25	92.0%	86.7%	87.9%	87.7%

* This is based on patients treated on this contract for their most recent course of treatment. Figures in italics indicate the base number of FP17s or Patient Questionnaire responses are less than 100. N/A is shown where the base number of responses is less than 10 during the period. % is calculated as Quantity/Base number*100

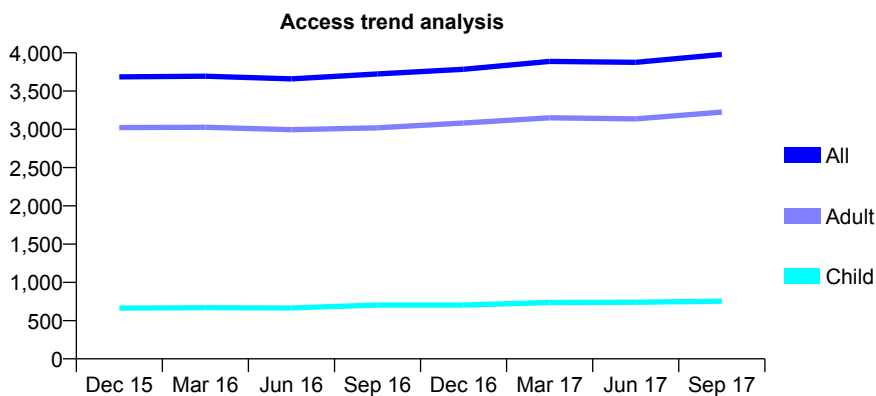
Q66 - Vital Signs At a Glance Contract Report for 159298/0001 - September 2017

Name or company name	DP Shipsey & AMA Shipsey
Contract type name	GDS Contract
Purpose of contract	General
Contract start date	01/04/2012
Contract end date	

17/18 Contracted general activity (UDA)	15,500
Carry forward general activity (UDA)	0
17/18 Contracted orthodontic activity (UOA)	0
Carry forward orthodontic activity (UOA)	0
Baseline contract value	£412,236.12

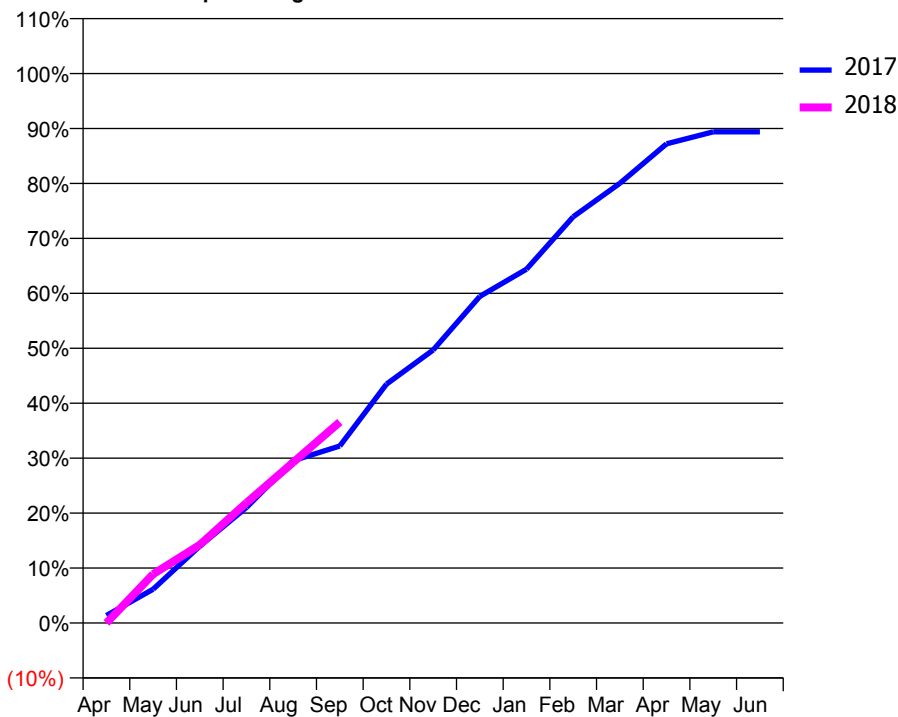
ACCESS*

Patients seen in 24 months	Total	Change since previous quarter
Quarter ending September 2016	3,723	
Quarter ending December 2016	3,785	→
Quarter ending March 2017	3,887	↑
Quarter ending June 2017	3,876	→
Quarter ending September 2017	3,979	↑
Variance since September 2016	6.9%	↑



ACTIVITY

Cumulative percentage of contracted UDA delivered 2017 & 2018



Adjusted Scheduled Activity (UDA)

Month	2017	2018
April	214	0
May	952	1,377
June	2,169	2,205
July	3,259	3,390
August	4,580	4,529
September	4,992	5,671
October	6,738	
November	7,700	
December	9,213	
January	9,979	
February	11,460	
March	12,405	
April	13,515	
May	13,855	
June	13,856	

QUALITY

	Quantity	Base Number	Contract	AT	Region	England
% of FP17s for the same patient ID Re-attending within 3 months - Children	39	545	7.2%	10.0%	11.4%	11.9%
% of FP17s for the same patient ID Re-attending within 3 months - Adults	373	2,440	15.3%	14.5%	15.7%	15.9%
% of FP17s for the same patient ID Re-attending between 3 & 9 months - Children	299	545	54.9%	59.6%	60.6%	58.1%
% of FP17s for the same patient ID Re-attending between 3 & 9 months - Adults	1,364	2,440	55.9%	51.0%	52.0%	50.6%
% of FP17s for Band 1 Urgent Courses	212	2,507	8.5%	10.3%	9.6%	9.1%
% of FP17s Relating to Free Repair or Replacements	34	2,507	1.4%	0.9%	0.7%	0.8%
% of FP17s Relating to Continuations	51	2,507	2.0%	1.1%	1.0%	1.1%
% of Patients satisfied with the dentistry they have received	8	10	80.0%	91.9%	91.6%	91.4%
% of Patients satisfied with the time they had to wait for an appointment	10	10	100.0%	86.7%	87.9%	87.7%

* This is based on patients treated on this contract for their most recent course of treatment. Figures in italics indicate the base number of FP17s or Patient Questionnaire responses are less than 100. N/A is shown where the base number of responses is less than 10 during the period. % is calculated as Quantity/Base number*100

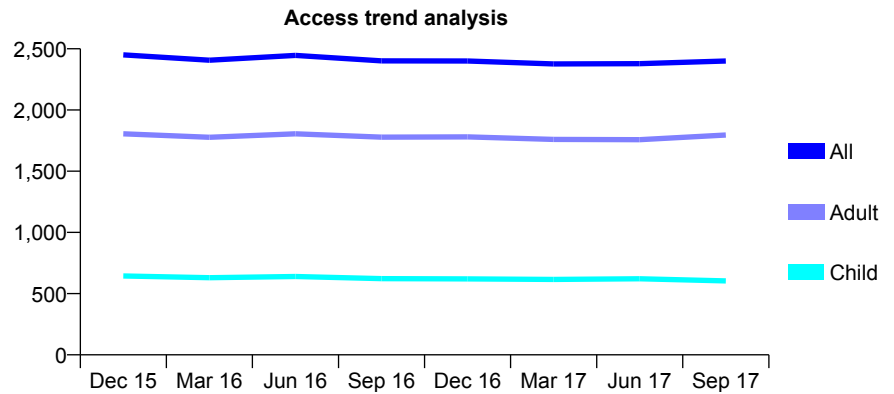
Q66 - Vital Signs At a Glance Contract Report for 159913/0001 - September 2017

Name or company name	Ingleby Dental Practice Limited
Contract type name	GDS Contract
Purpose of contract	General
Contract start date	01/05/2012
Contract end date	

17/18 Contracted general activity (UDA)	8,029
Carry forward general activity (UDA)	-22
17/18 Contracted orthodontic activity (UOA)	0
Carry forward orthodontic activity (UOA)	0
Baseline contract value	£217,071.93

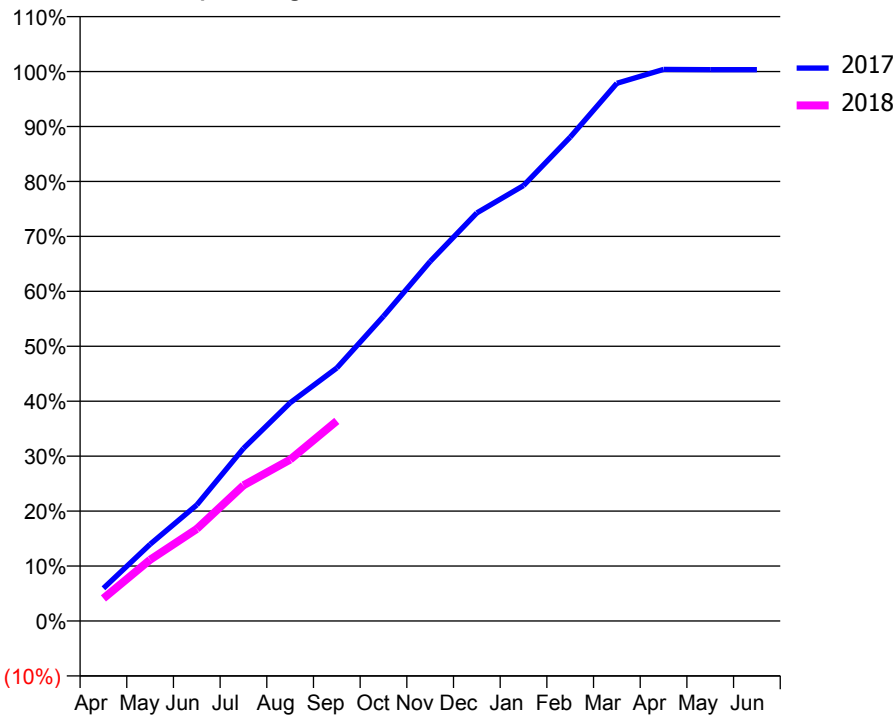
ACCESS*

Patients seen in 24 months	Total	Change since previous quarter
Quarter ending September 2016	2,401	
Quarter ending December 2016	2,400	→
Quarter ending March 2017	2,376	↓
Quarter ending June 2017	2,379	→
Quarter ending September 2017	2,400	→
Variance since September 2016	(0.0%)	→



ACTIVITY

Cumulative percentage of contracted UDA delivered 2017 & 2018



Month	Adjusted Scheduled Activity (UDA)	
	2017	2018
April	389	330
May	911	895
June	1,379	1,346
July	2,051	1,982
August	2,594	2,359
September	3,006	2,923
October	3,621	
November	4,272	
December	4,849	
January	5,174	
February	5,748	
March	6,389	
April	6,553	
May	6,551	
June	6,551	

QUALITY

	Quantity	Base Number	Contract	AT	Region	England
% of FP17s for the same patient ID Re-attending within 3 months - Children	15	465	3.2%	10.0%	11.4%	11.9%
% of FP17s for the same patient ID Re-attending within 3 months - Adults	108	1,194	9.0%	14.5%	15.7%	15.9%
% of FP17s for the same patient ID Re-attending between 3 & 9 months - Children	317	465	68.2%	59.6%	60.6%	58.1%
% of FP17s for the same patient ID Re-attending between 3 & 9 months - Adults	715	1,194	59.9%	51.0%	52.0%	50.6%
% of FP17s for Band 1 Urgent Courses	50	1,570	3.2%	10.3%	9.6%	9.1%
% of FP17s Relating to Free Repair or Replacements	3	1,570	0.2%	0.9%	0.7%	0.8%
% of FP17s Relating to Continuations	28	1,570	1.8%	1.1%	1.0%	1.1%
% of Patients satisfied with the dentistry they have received	1	1	N/A	91.9%	91.6%	91.4%
% of Patients satisfied with the time they had to wait for an appointment	1	1	N/A	86.7%	87.9%	87.7%

* This is based on patients treated on this contract for their most recent course of treatment. Figures in italics indicate the base number of FP17s or Patient Questionnaire responses are less than 100. N/A is shown where the base number of responses is less than 10 during the period. % is calculated as Quantity/Base number*100

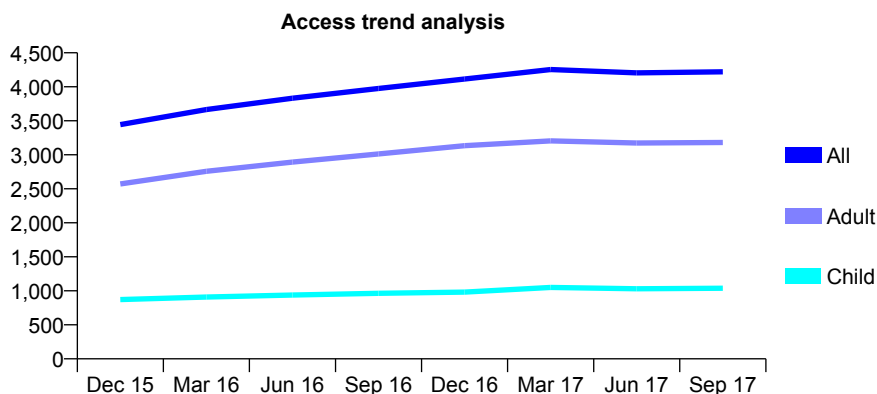
Q66 - Vital Signs At a Glance Contract Report for 160555/0001 - September 2017

Name or company name	Marlborough Dental Centre Partnership
Contract type name	GDS Contract
Purpose of contract	General
Contract start date	01/01/2015
Contract end date	

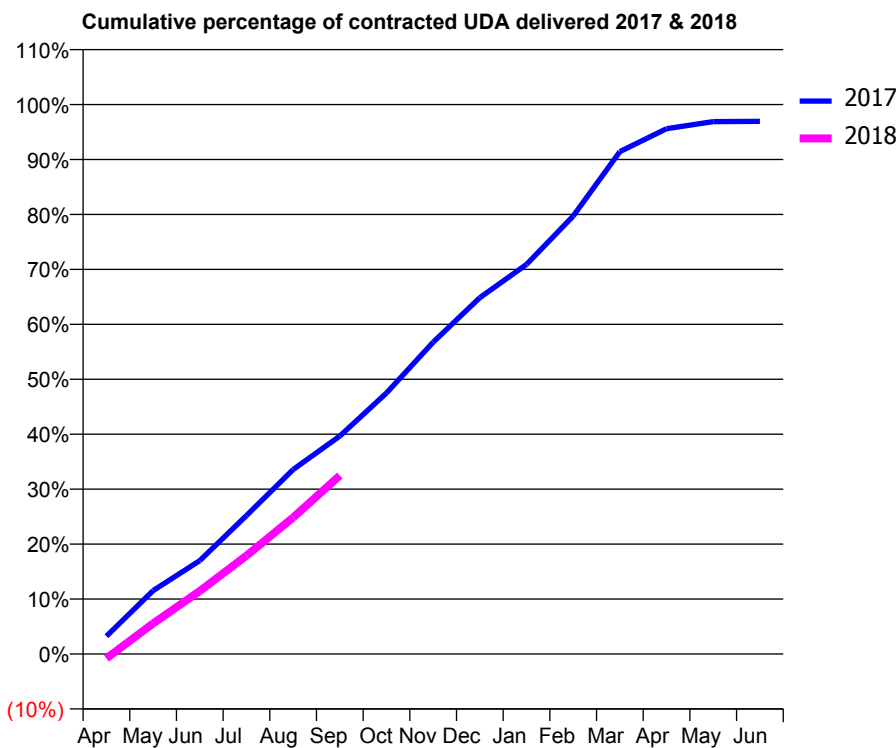
17/18 Contracted general activity (UDA)	13,361
Carry forward general activity (UDA)	388
17/18 Contracted orthodontic activity (UOA)	0
Carry forward orthodontic activity (UOA)	0
Baseline contract value	£348,594.40

ACCESS*

Patients seen in 24 months	Total	Change since previous quarter
Quarter ending September 2016	3,976	
Quarter ending December 2016	4,115	↑
Quarter ending March 2017	4,254	↑
Quarter ending June 2017	4,204	↓
Quarter ending September 2017	4,221	→
Variance since September 2016	6.2%	↑



ACTIVITY



Month	Adjusted Scheduled Activity (UDA)	
	2017	2018
April	432	-108
May	1,542	743
June	2,270	1,531
July	3,367	2,391
August	4,485	3,319
September	5,298	4,339
October	6,347	
November	7,583	
December	8,666	
January	9,473	
February	10,648	
March	12,214	
April	12,773	
May	12,945	
June	12,953	

QUALITY

	Quantity	Base Number	Contract	AT	Region	England
% of FP17s for the same patient ID Re-attending within 3 months - Children	77	812	9.5%	10.0%	11.4%	11.9%
% of FP17s for the same patient ID Re-attending within 3 months - Adults	251	2,067	12.1%	14.5%	15.7%	15.9%
% of FP17s for the same patient ID Re-attending between 3 & 9 months - Children	471	812	58.0%	59.6%	60.6%	58.1%
% of FP17s for the same patient ID Re-attending between 3 & 9 months - Adults	1,012	2,067	49.0%	51.0%	52.0%	50.6%
% of FP17s for Band 1 Urgent Courses	268	2,625	10.2%	10.3%	9.6%	9.1%
% of FP17s Relating to Free Repair or Replacements	42	2,625	1.6%	0.9%	0.7%	0.8%
% of FP17s Relating to Continuations	14	2,625	0.5%	1.1%	1.0%	1.1%
% of Patients satisfied with the dentistry they have received	10	11	90.9%	91.9%	91.6%	91.4%
% of Patients satisfied with the time they had to wait for an appointment	10	11	90.9%	86.7%	87.9%	87.7%

* This is based on patients treated on this contract for their most recent course of treatment. Figures in italics indicate the base number of FP17s or Patient Questionnaire responses are less than 100. N/A is shown where the base number of responses is less than 10 during the period. % is calculated as Quantity/Base number*100

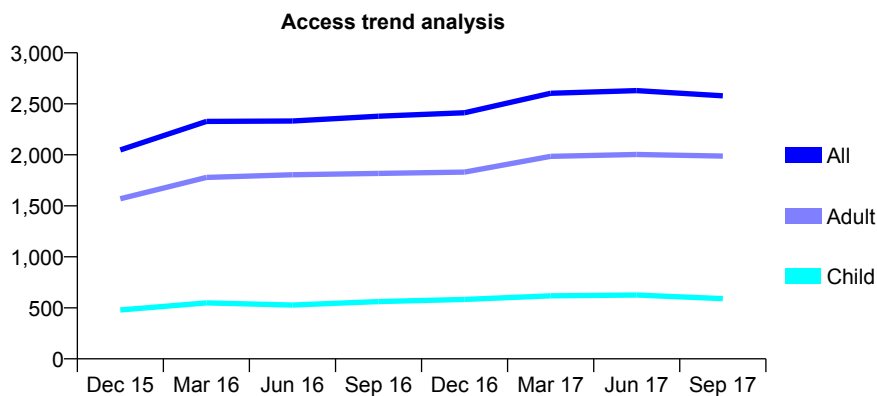
Q66 - Vital Signs At a Glance Contract Report for 160555/0002 - September 2017

Name or company name	Marlborough Dental Centre Partnership
Contract type name	GDS Contract
Purpose of contract	General
Contract start date	01/01/2015
Contract end date	

17/18 Contracted general activity (UDA)	7,561
Carry forward general activity (UDA)	0
17/18 Contracted orthodontic activity (UOA)	0
Carry forward orthodontic activity (UOA)	0
Baseline contract value	£203,984.34

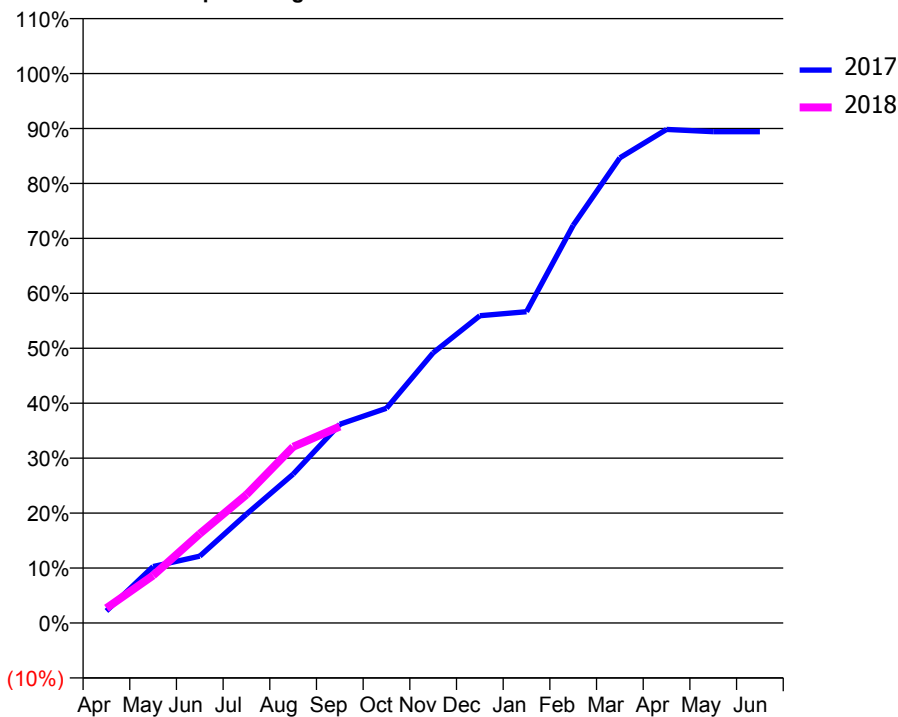
ACCESS*

Patients seen in 24 months	Total	Change since previous quarter
Quarter ending September 2016	2,379	
Quarter ending December 2016	2,413	→
Quarter ending March 2017	2,603	↑
Quarter ending June 2017	2,629	→
Quarter ending September 2017	2,578	↓
Variance since September 2016	8.4%	↑



ACTIVITY

Cumulative percentage of contracted UDA delivered 2017 & 2018



Month	Adjusted Scheduled Activity (UDA)	
	2017	2018
April	166	205
May	776	654
June	919	1,228
July	1,498	1,766
August	2,048	2,424
September	2,735	2,703
October	2,955	
November	3,718	
December	4,228	
January	4,283	
February	5,472	
March	6,400	
April	6,792	
May	6,760	
June	6,761	

QUALITY

	Quantity	Base Number	Contract	AT	Region	England
% of FP17s for the same patient ID Re-attending within 3 months - Children	12	361	3.3%	10.0%	11.4%	11.9%
% of FP17s for the same patient ID Re-attending within 3 months - Adults	122	1,059	11.5%	14.5%	15.7%	15.9%
% of FP17s for the same patient ID Re-attending between 3 & 9 months - Children	175	361	48.5%	59.6%	60.6%	58.1%
% of FP17s for the same patient ID Re-attending between 3 & 9 months - Adults	330	1,059	31.2%	51.0%	52.0%	50.6%
% of FP17s for Band 1 Urgent Courses	180	1,292	13.9%	10.3%	9.6%	9.1%
% of FP17s Relating to Free Repair or Replacements	9	1,292	0.7%	0.9%	0.7%	0.8%
% of FP17s Relating to Continuations	13	1,292	1.0%	1.1%	1.0%	1.1%
% of Patients satisfied with the dentistry they have received	11	12	91.7%	91.9%	91.6%	91.4%
% of Patients satisfied with the time they had to wait for an appointment	11	12	91.7%	86.7%	87.9%	87.7%

* This is based on patients treated on this contract for their most recent course of treatment. Figures in italics indicate the base number of FP17s or Patient Questionnaire responses are less than 100. N/A is shown where the base number of responses is less than 10 during the period. % is calculated as Quantity/Base number*100

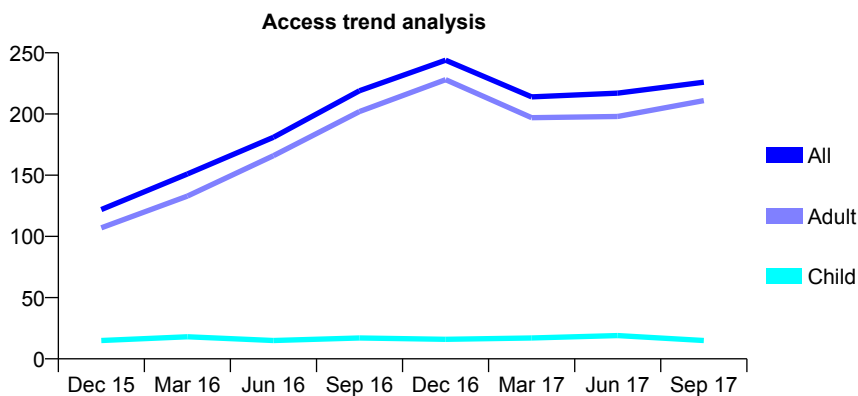
Q66 - Vital Signs At a Glance Contract Report for 160555/0003 - September 2017

Name or company name	Marlborough Dental Centre Partnership
Contract type name	GDS Contract
Purpose of contract	General
Contract start date	01/01/2015
Contract end date	

17/18 Contracted general activity (UDA)	230
Carry forward general activity (UDA)	-5
17/18 Contracted orthodontic activity (UOA)	0
Carry forward orthodontic activity (UOA)	0
Baseline contract value	£30,849.34

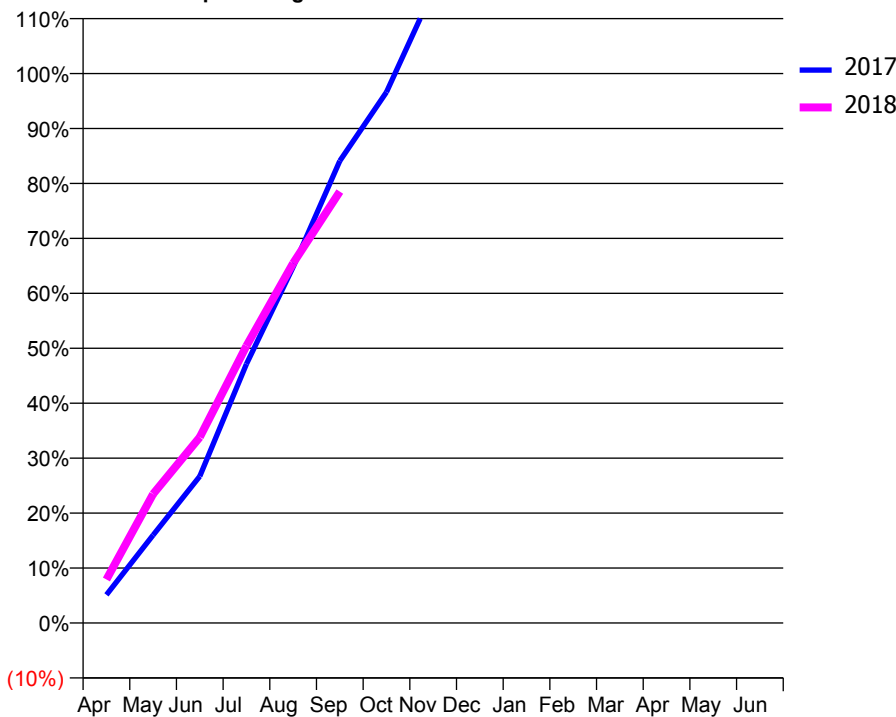
ACCESS*

Patients seen in 24 months	Total	Change since previous quarter
Quarter ending September 2016	219	
Quarter ending December 2016	244	↑
Quarter ending March 2017	214	↓
Quarter ending June 2017	217	→
Quarter ending September 2017	226	↑
Variance since September 2016	3.2%	↑



ACTIVITY

Cumulative percentage of contracted UDA delivered 2017 & 2018



Month	Adjusted Scheduled Activity (UDA)	
	2017	2018
April	12	18
May	37	54
June	61	78
July	108	116
August	149	151
September	193	181
October	222	
November	265	
December	283	
January	309	
February	335	
March	353	
April	371	
May	371	
June	371	

QUALITY

	Quantity	Base Number	Contract	AT	Region	England
% of FP17s for the same patient ID Re-attending within 3 months - Children	0	15	0.0%	10.0%	11.4%	11.9%
% of FP17s for the same patient ID Re-attending within 3 months - Adults	2	146	1.4%	14.5%	15.7%	15.9%
% of FP17s for the same patient ID Re-attending between 3 & 9 months - Children	0	15	0.0%	59.6%	60.6%	58.1%
% of FP17s for the same patient ID Re-attending between 3 & 9 months - Adults	2	146	1.4%	51.0%	52.0%	50.6%
% of FP17s for Band 1 Urgent Courses	138	146	94.5%	10.3%	9.6%	9.1%
% of FP17s Relating to Free Repair or Replacements	1	146	0.7%	0.9%	0.7%	0.8%
% of FP17s Relating to Continuations	0	146	0.0%	1.1%	1.0%	1.1%
% of Patients satisfied with the dentistry they have received	0	0	N/A	91.9%	91.6%	91.4%
% of Patients satisfied with the time they had to wait for an appointment	0	0	N/A	86.7%	87.9%	87.7%

* This is based on patients treated on this contract for their most recent course of treatment. Figures in italics indicate the base number of FP17s or Patient Questionnaire responses are less than 100. N/A is shown where the base number of responses is less than 10 during the period. % is calculated as Quantity/Base number*100

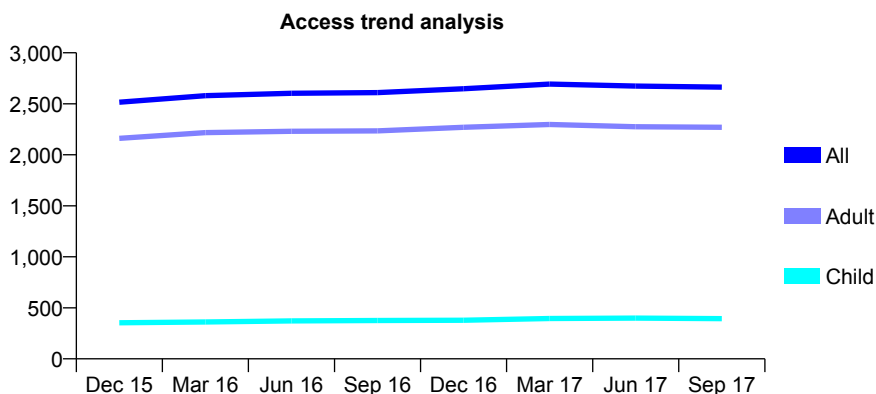
Q66 - Vital Signs At a Glance Contract Report for 160881/0001 - September 2017

Name or company name	The Trewirgie Dental Practice Partnership
Contract type name	GDS Contract
Purpose of contract	General
Contract start date	28/03/2014
Contract end date	

17/18 Contracted general activity (UDA)	14,000
Carry forward general activity (UDA)	0
17/18 Contracted orthodontic activity (UOA)	0
Carry forward orthodontic activity (UOA)	0
Baseline contract value	£367,298.85

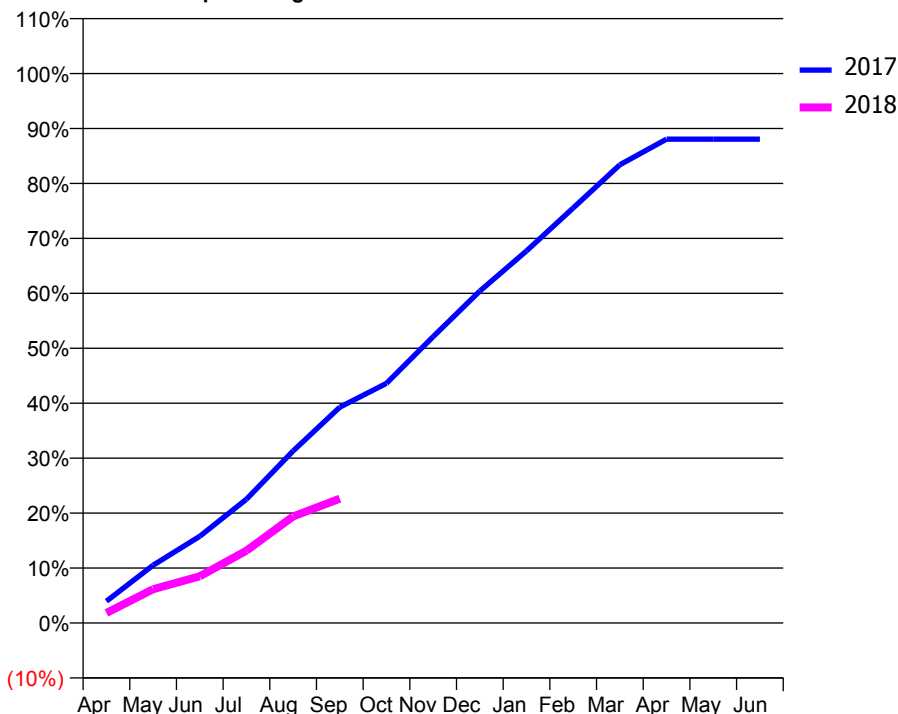
ACCESS*

Patients seen in 24 months	Total	Change since previous quarter
Quarter ending September 2016	2,610	
Quarter ending December 2016	2,648	→
Quarter ending March 2017	2,693	→
Quarter ending June 2017	2,674	→
Quarter ending September 2017	2,664	→
Variance since September 2016	2.1%	↑



ACTIVITY

Cumulative percentage of contracted UDA delivered 2017 & 2018



Month	Adjusted Scheduled Activity (UDA)	
	2017	2018
April	364	258
May	966	863
June	1,450	1,192
July	2,069	1,841
August	2,876	2,715
September	3,607	3,166
October	4,005	
November	4,786	
December	5,547	
January	6,220	
February	6,938	
March	7,658	
April	8,087	
May	8,086	
June	8,086	

QUALITY

	Quantity	Base Number	Contract	AT	Region	England
% of FP17s for the same patient ID Re-attending within 3 months - Children	9	258	3.5%	10.0%	11.4%	11.9%
% of FP17s for the same patient ID Re-attending within 3 months - Adults	155	1,382	11.2%	14.5%	15.7%	15.9%
% of FP17s for the same patient ID Re-attending between 3 & 9 months - Children	128	258	49.6%	59.6%	60.6%	58.1%
% of FP17s for the same patient ID Re-attending between 3 & 9 months - Adults	703	1,382	50.9%	51.0%	52.0%	50.6%
% of FP17s for Band 1 Urgent Courses	92	1,487	6.2%	10.3%	9.6%	9.1%
% of FP17s Relating to Free Repair or Replacements	11	1,487	0.7%	0.9%	0.7%	0.8%
% of FP17s Relating to Continuations	15	1,487	1.0%	1.1%	1.0%	1.1%
% of Patients satisfied with the dentistry they have received	8	9	N/A	91.9%	91.6%	91.4%
% of Patients satisfied with the time they had to wait for an appointment	7	9	N/A	86.7%	87.9%	87.7%

* This is based on patients treated on this contract for their most recent course of treatment. Figures in italics indicate the base number of FP17s or Patient Questionnaire responses are less than 100. N/A is shown where the base number of responses is less than 10 during the period. % is calculated as Quantity/Base number*100

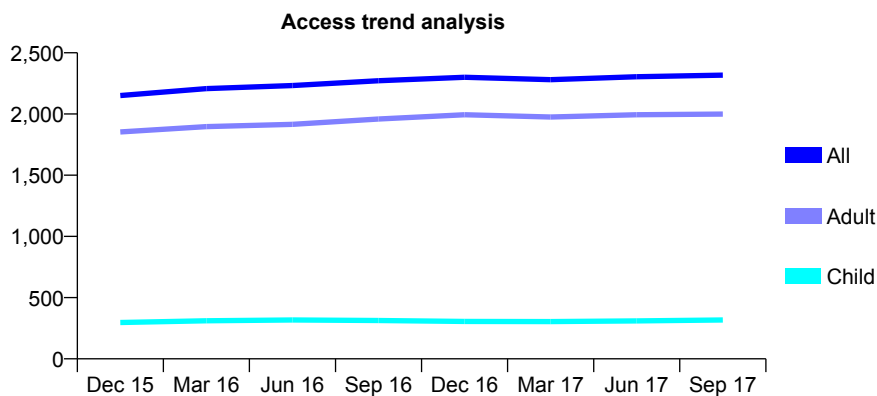
Q66 - Vital Signs At a Glance Contract Report for 161128/0001 - September 2017

Name or company name	The Old Brewery Yard Dental Practice Part
Contract type name	GDS Contract
Purpose of contract	General
Contract start date	17/12/2013
Contract end date	

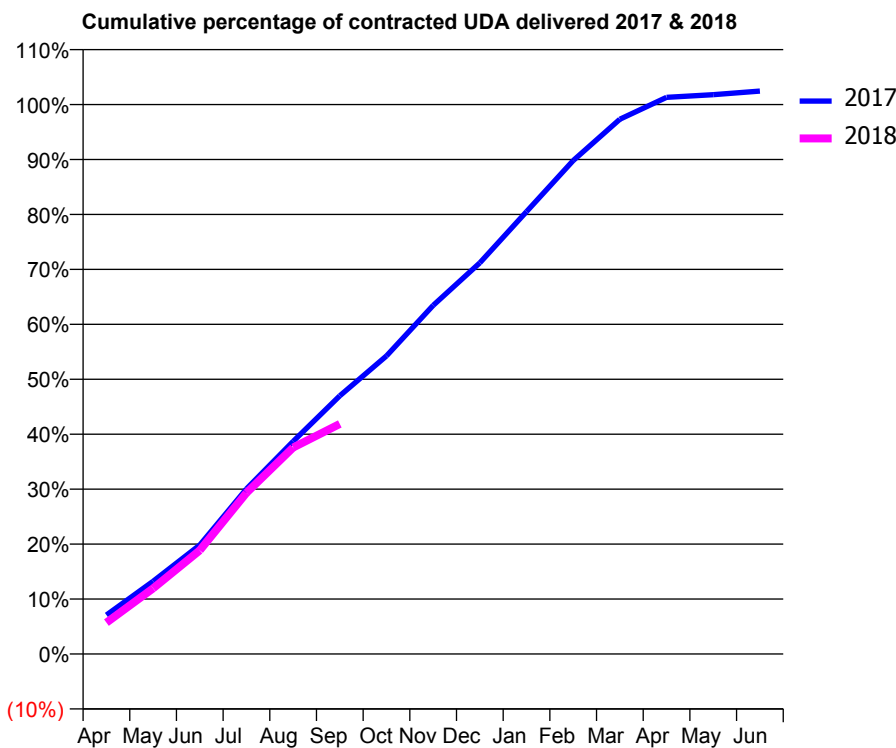
17/18 Contracted general activity (UDA)	8,000
Carry forward general activity (UDA)	-160
17/18 Contracted orthodontic activity (UOA)	0
Carry forward orthodontic activity (UOA)	0
Baseline contract value	£170,842.21

ACCESS*

Patients seen in 24 months	Total	Change since previous quarter
Quarter ending September 2016	2,272	
Quarter ending December 2016	2,300	→
Quarter ending March 2017	2,280	→
Quarter ending June 2017	2,304	→
Quarter ending September 2017	2,317	→
Variance since September 2016	2.0%	→



ACTIVITY



Month	Adjusted Scheduled Activity (UDA)	
	2017	2018
April	567	457
May	1,059	956
June	1,587	1,509
July	2,404	2,347
August	3,096	3,006
September	3,759	3,351
October	4,341	
November	5,075	
December	5,695	
January	6,441	
February	7,184	
March	7,785	
April	8,104	
May	8,144	
June	8,195	

QUALITY

	Quantity	Base Number	Contract	AT	Region	England
% of FP17s for the same patient ID Re-attending within 3 months - Children	13	278	4.7%	10.0%	11.4%	11.9%
% of FP17s for the same patient ID Re-attending within 3 months - Adults	229	1,577	14.5%	14.5%	15.7%	15.9%
% of FP17s for the same patient ID Re-attending between 3 & 9 months - Children	205	278	73.7%	59.6%	60.6%	58.1%
% of FP17s for the same patient ID Re-attending between 3 & 9 months - Adults	846	1,577	53.6%	51.0%	52.0%	50.6%
% of FP17s for Band 1 Urgent Courses	148	1,692	8.7%	10.3%	9.6%	9.1%
% of FP17s Relating to Free Repair or Replacements	24	1,692	1.4%	0.9%	0.7%	0.8%
% of FP17s Relating to Continuations	21	1,692	1.2%	1.1%	1.0%	1.1%
% of Patients satisfied with the dentistry they have received	11	11	100.0%	91.9%	91.6%	91.4%
% of Patients satisfied with the time they had to wait for an appointment	10	11	90.9%	86.7%	87.9%	87.7%

* This is based on patients treated on this contract for their most recent course of treatment. Figures in italics indicate the base number of FP17s or Patient Questionnaire responses are less than 100. N/A is shown where the base number of responses is less than 10 during the period. % is calculated as Quantity/Base number*100

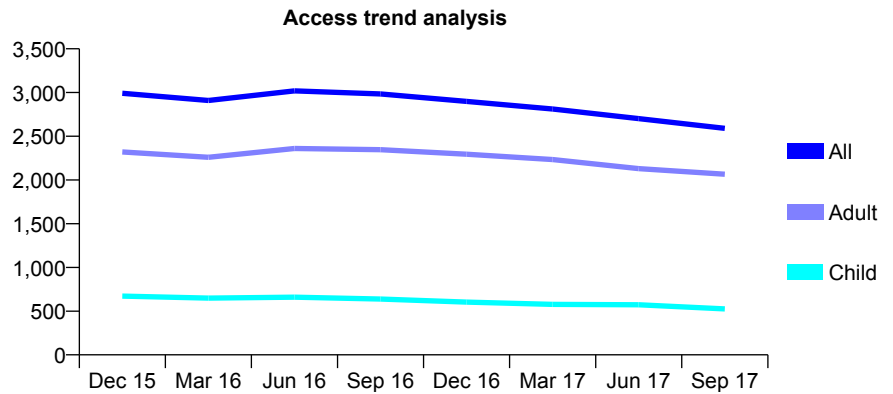
Q66 - Vital Signs At a Glance Contract Report for 161306/0001 - September 2017

Name or company name	Mount Folly Square Dental Practice Partner
Contract type name	GDS Contract
Purpose of contract	General
Contract start date	16/11/2010
Contract end date	

17/18 Contracted general activity (UDA)	7,250
Carry forward general activity (UDA)	-145
17/18 Contracted orthodontic activity (UOA)	0
Carry forward orthodontic activity (UOA)	0
Baseline contract value	£189,769.96

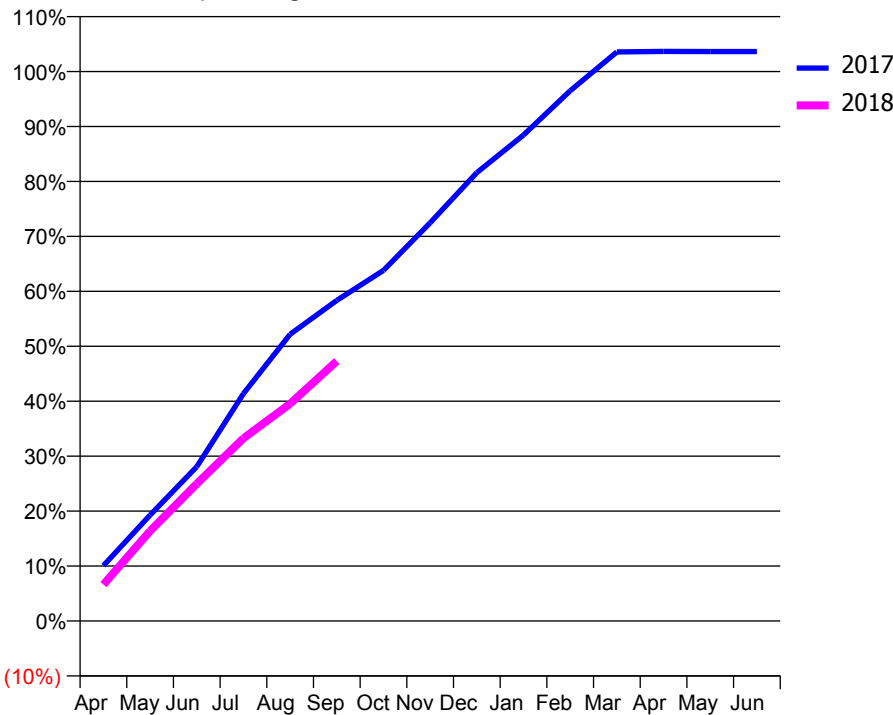
ACCESS*

Patients seen in 24 months	Total	Change since previous quarter
Quarter ending September 2016	2,984	
Quarter ending December 2016	2,898	↓
Quarter ending March 2017	2,811	↓
Quarter ending June 2017	2,702	↓
Quarter ending September 2017	2,591	↓
Variance since September 2016	(13.2%)	↓



ACTIVITY

Cumulative percentage of contracted UDA delivered 2017 & 2018



Month	Adjusted Scheduled Activity (UDA)	
	2017	2018
April	730	480
May	1,398	1,188
June	2,036	1,812
July	3,000	2,412
August	3,784	2,866
September	4,231	3,429
October	4,626	
November	5,254	
December	5,916	
January	6,412	
February	6,996	
March	7,508	
April	7,514	
May	7,513	
June	7,513	

QUALITY

	Quantity	Base Number	Contract	AT	Region	England
% of FP17s for the same patient ID Re-attending within 3 months - Children	18	293	6.1%	10.0%	11.4%	11.9%
% of FP17s for the same patient ID Re-attending within 3 months - Adults	122	1,114	11.0%	14.5%	15.7%	15.9%
% of FP17s for the same patient ID Re-attending between 3 & 9 months - Children	137	293	46.8%	59.6%	60.6%	58.1%
% of FP17s for the same patient ID Re-attending between 3 & 9 months - Adults	543	1,114	48.7%	51.0%	52.0%	50.6%
% of FP17s for Band 1 Urgent Courses	76	1,397	5.4%	10.3%	9.6%	9.1%
% of FP17s Relating to Free Repair or Replacements	9	1,397	0.6%	0.9%	0.7%	0.8%
% of FP17s Relating to Continuations	26	1,397	1.9%	1.1%	1.0%	1.1%
% of Patients satisfied with the dentistry they have received	9	13	69.2%	91.9%	91.6%	91.4%
% of Patients satisfied with the time they had to wait for an appointment	6	13	46.2%	86.7%	87.9%	87.7%

* This is based on patients treated on this contract for their most recent course of treatment. Figures in italics indicate the base number of FP17s or Patient Questionnaire responses are less than 100. N/A is shown where the base number of responses is less than 10 during the period. % is calculated as Quantity/Base number*100

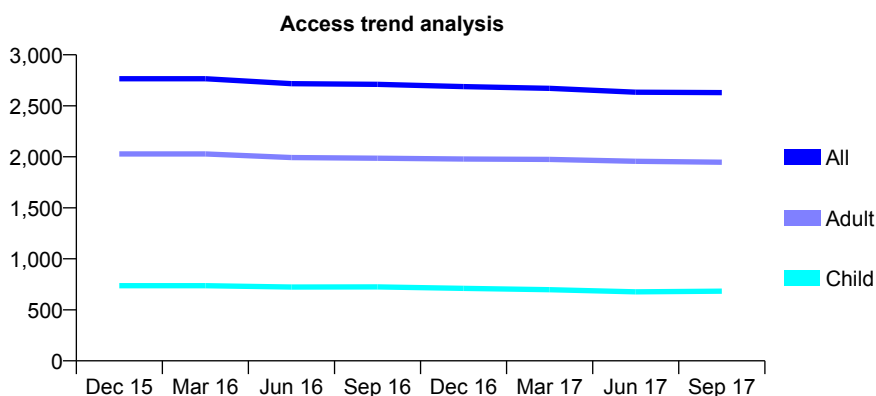
Q66 - Vital Signs At a Glance Contract Report for 161365/0001 - September 2017

Name or company name	The Chudleigh Practice Limited
Contract type name	GDS Contract
Purpose of contract	General
Contract start date	01/05/2010
Contract end date	

17/18 Contracted general activity (UDA)	8,400
Carry forward general activity (UDA)	0
17/18 Contracted orthodontic activity (UOA)	0
Carry forward orthodontic activity (UOA)	0
Baseline contract value	£209,532.98

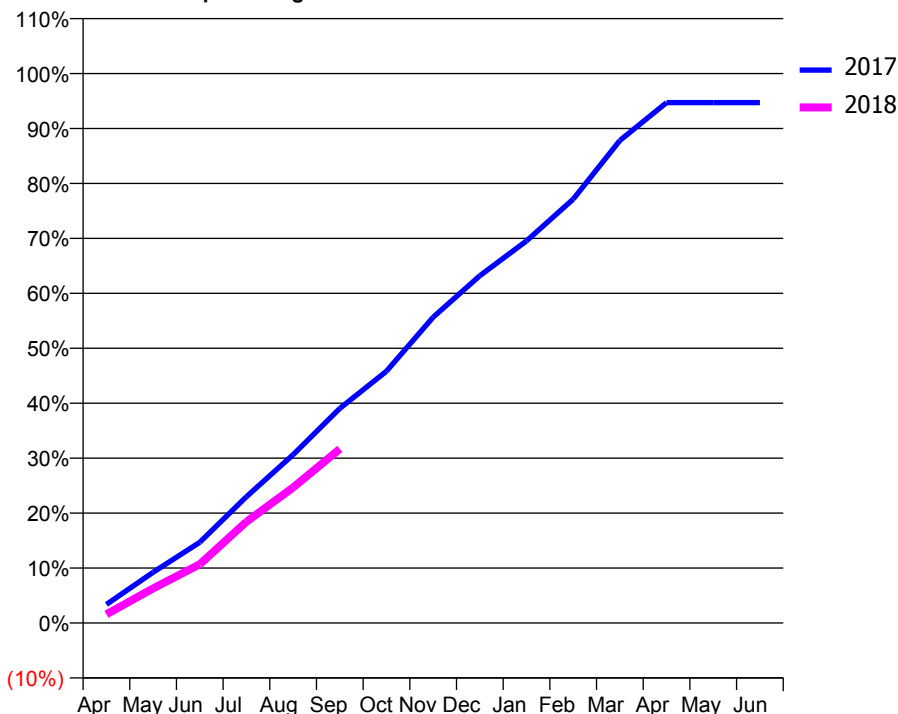
ACCESS*

Patients seen in 24 months	Total	Change since previous quarter
Quarter ending September 2016	2,711	
Quarter ending December 2016	2,688	→
Quarter ending March 2017	2,671	→
Quarter ending June 2017	2,633	↓
Quarter ending September 2017	2,630	→
Variance since September 2016	(3.0%)	↓



ACTIVITY

Cumulative percentage of contracted UDA delivered 2017 & 2018



Month	Adjusted Scheduled Activity (UDA)	
	2017	2018
April	284	133
May	775	529
June	1,235	898
July	1,932	1,549
August	2,574	2,071
September	3,280	2,660
October	3,850	
November	4,675	
December	5,309	
January	5,841	
February	6,479	
March	7,377	
April	7,955	
May	7,955	
June	7,955	

QUALITY

	Quantity	Base Number	Contract	AT	Region	England
% of FP17s for the same patient ID Re-attending within 3 months - Children	50	499	10.0%	10.0%	11.4%	11.9%
% of FP17s for the same patient ID Re-attending within 3 months - Adults	138	1,216	11.3%	14.5%	15.7%	15.9%
% of FP17s for the same patient ID Re-attending between 3 & 9 months - Children	282	499	56.5%	59.6%	60.6%	58.1%
% of FP17s for the same patient ID Re-attending between 3 & 9 months - Adults	707	1,216	58.1%	51.0%	52.0%	50.6%
% of FP17s for Band 1 Urgent Courses	112	1,527	7.3%	10.3%	9.6%	9.1%
% of FP17s Relating to Free Repair or Replacements	11	1,527	0.7%	0.9%	0.7%	0.8%
% of FP17s Relating to Continuations	34	1,527	2.2%	1.1%	1.0%	1.1%
% of Patients satisfied with the dentistry they have received	5	5	N/A	91.9%	91.6%	91.4%
% of Patients satisfied with the time they had to wait for an appointment	5	5	N/A	86.7%	87.9%	87.7%

* This is based on patients treated on this contract for their most recent course of treatment. Figures in italics indicate the base number of FP17s or Patient Questionnaire responses are less than 100. N/A is shown where the base number of responses is less than 10 during the period. % is calculated as Quantity/Base number*100

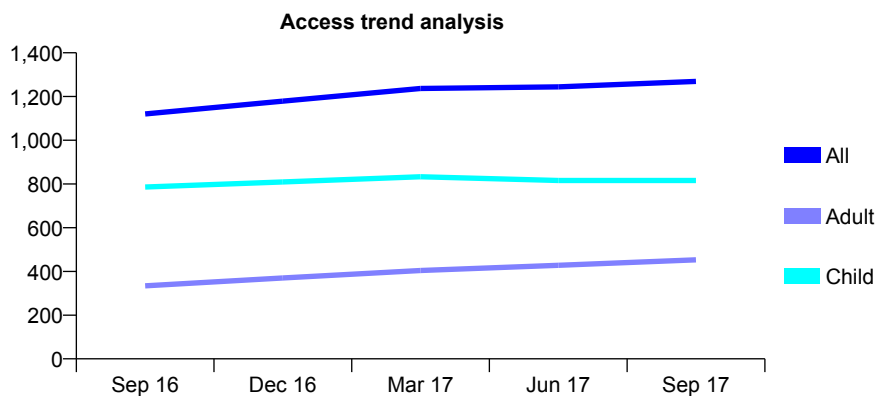
Q66 - Vital Signs At a Glance Contract Report for 163910/0001 - September 2017

Name or company name	White Rose Dental Practice Limited
Contract type name	GDS Contract
Purpose of contract	General
Contract start date	01/12/2015
Contract end date	

17/18 Contracted general activity (UDA)	5,400
Carry forward general activity (UDA)	0
17/18 Contracted orthodontic activity (UOA)	0
Carry forward orthodontic activity (UOA)	0
Baseline contract value	£115,317.54

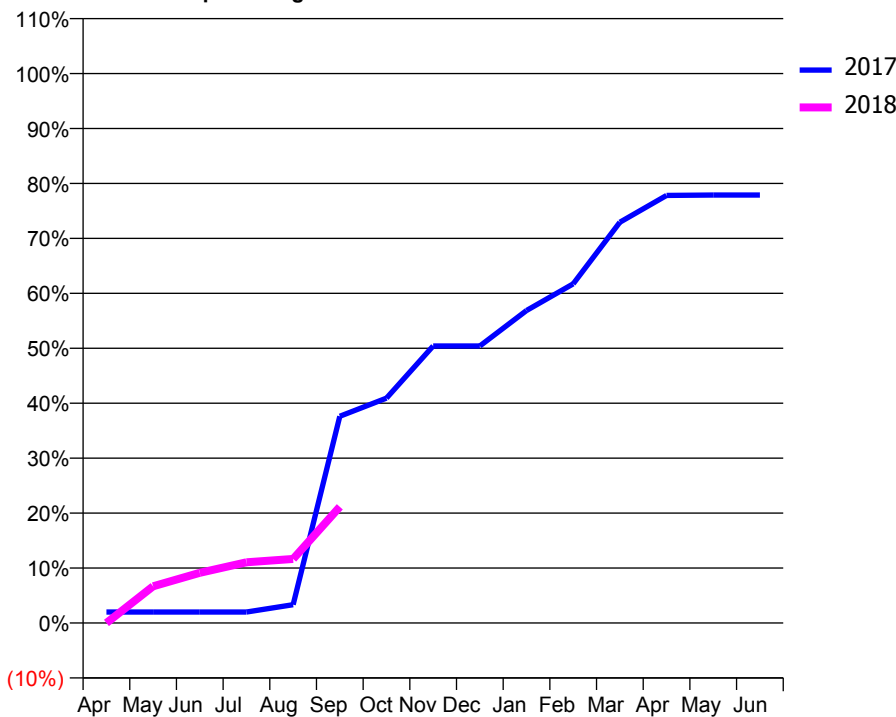
ACCESS*

Patients seen in 24 months	Total	Change since previous quarter
Quarter ending September 2016	1,120	
Quarter ending December 2016	1,179	↑
Quarter ending March 2017	1,237	↑
Quarter ending June 2017	1,244	→
Quarter ending September 2017	1,269	↑
Variance since September 2016	13.3%	↑



ACTIVITY

Cumulative percentage of contracted UDA delivered 2017 & 2018



Adjusted Scheduled Activity (UDA)

Month	2017	2018
April	108	0
May	108	361
June	108	494
July	108	597
August	180	630
September	2,032	1,141
October	2,210	
November	2,723	
December	2,723	
January	3,071	
February	3,332	
March	3,938	
April	4,202	
May	4,205	
June	4,205	

QUALITY

	Quantity	Base Number	Contract	AT	Region	England
% of FP17s for the same patient ID Re-attending within 3 months - Children	32	602	5.3%	10.0%	11.4%	11.9%
% of FP17s for the same patient ID Re-attending within 3 months - Adults	25	172	14.5%	14.5%	15.7%	15.9%
% of FP17s for the same patient ID Re-attending between 3 & 9 months - Children	433	602	71.9%	59.6%	60.6%	58.1%
% of FP17s for the same patient ID Re-attending between 3 & 9 months - Adults	66	172	38.4%	51.0%	52.0%	50.6%
% of FP17s for Band 1 Urgent Courses	33	637	5.2%	10.3%	9.6%	9.1%
% of FP17s Relating to Free Repair or Replacements	0	637	0.0%	0.9%	0.7%	0.8%
% of FP17s Relating to Continuations	11	637	1.7%	1.1%	1.0%	1.1%
% of Patients satisfied with the dentistry they have received	1	1	N/A	91.9%	91.6%	91.4%
% of Patients satisfied with the time they had to wait for an appointment	1	1	N/A	86.7%	87.9%	87.7%

* This is based on patients treated on this contract for their most recent course of treatment. Figures in italics indicate the base number of FP17s or Patient Questionnaire responses are less than 100. N/A is shown where the base number of responses is less than 10 during the period. % is calculated as Quantity/Base number*100

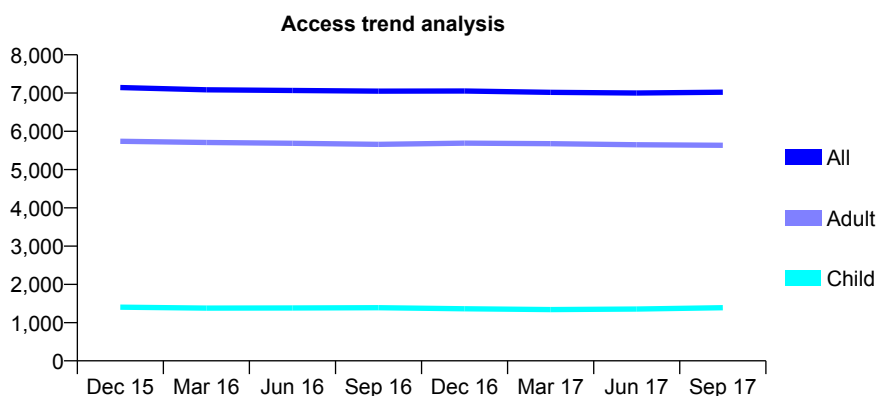
Q66 - Vital Signs At a Glance Contract Report for 164410/0001 - September 2017

Name or company name	QDP (DEVON) LTD
Contract type name	GDS Contract
Purpose of contract	General
Contract start date	01/05/2011
Contract end date	

17/18 Contracted general activity (UDA)	19,781
Carry forward general activity (UDA)	403
17/18 Contracted orthodontic activity (UOA)	0
Carry forward orthodontic activity (UOA)	0
Baseline contract value	£581,102.73

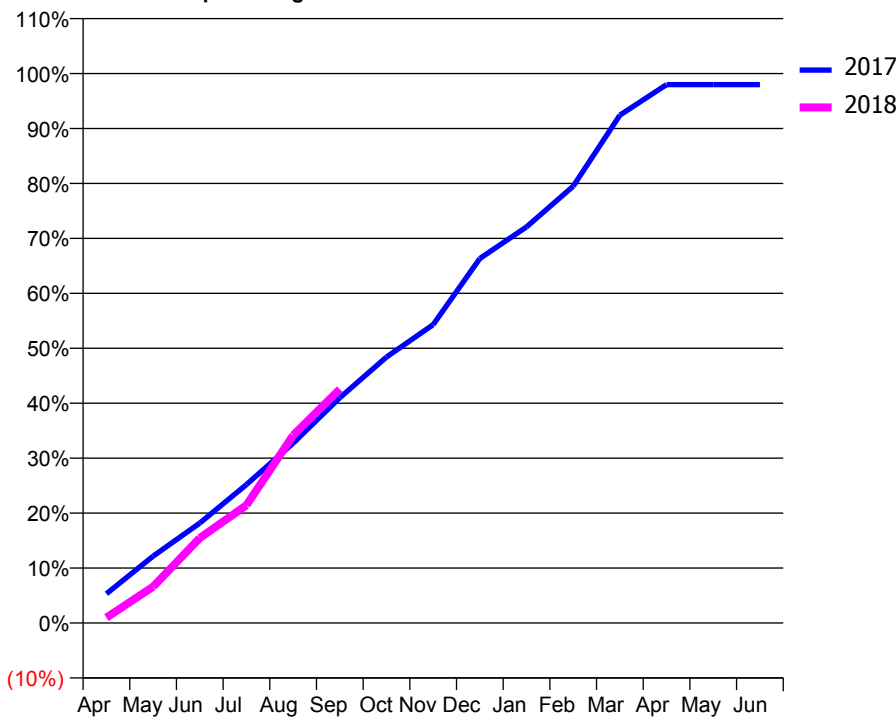
ACCESS*

Patients seen in 24 months	Total	Change since previous quarter
Quarter ending September 2016	7,049	
Quarter ending December 2016	7,053	→
Quarter ending March 2017	7,018	→
Quarter ending June 2017	7,003	→
Quarter ending September 2017	7,022	→
Variance since September 2016	(0.4%)	→



ACTIVITY

Cumulative percentage of contracted UDA delivered 2017 & 2018



Adjusted Scheduled Activity (UDA)

Month	2017	2018
April	1,070	192
May	2,444	1,306
June	3,655	3,060
July	5,064	4,241
August	6,576	6,758
September	8,236	8,417
October	9,724	
November	10,910	
December	13,330	
January	14,482	
February	15,973	
March	18,571	
April	19,690	
May	19,688	
June	19,687	

QUALITY

	Quantity	Base Number	Contract	AT	Region	England
% of FP17s for the same patient ID Re-attending within 3 months - Children	67	1,168	5.7%	10.0%	11.4%	11.9%
% of FP17s for the same patient ID Re-attending within 3 months - Adults	599	3,993	15.0%	14.5%	15.7%	15.9%
% of FP17s for the same patient ID Re-attending between 3 & 9 months - Children	697	1,168	59.7%	59.6%	60.6%	58.1%
% of FP17s for the same patient ID Re-attending between 3 & 9 months - Adults	2,192	3,993	54.9%	51.0%	52.0%	50.6%
% of FP17s for Band 1 Urgent Courses	417	4,716	8.8%	10.3%	9.6%	9.1%
% of FP17s Relating to Free Repair or Replacements	54	4,716	1.1%	0.9%	0.7%	0.8%
% of FP17s Relating to Continuations	40	4,716	0.8%	1.1%	1.0%	1.1%
% of Patients satisfied with the dentistry they have received	15	17	88.2%	91.9%	91.6%	91.4%
% of Patients satisfied with the time they had to wait for an appointment	15	17	88.2%	86.7%	87.9%	87.7%

* This is based on patients treated on this contract for their most recent course of treatment. Figures in italics indicate the base number of FP17s or Patient Questionnaire responses are less than 100. N/A is shown where the base number of responses is less than 10 during the period. % is calculated as Quantity/Base number*100

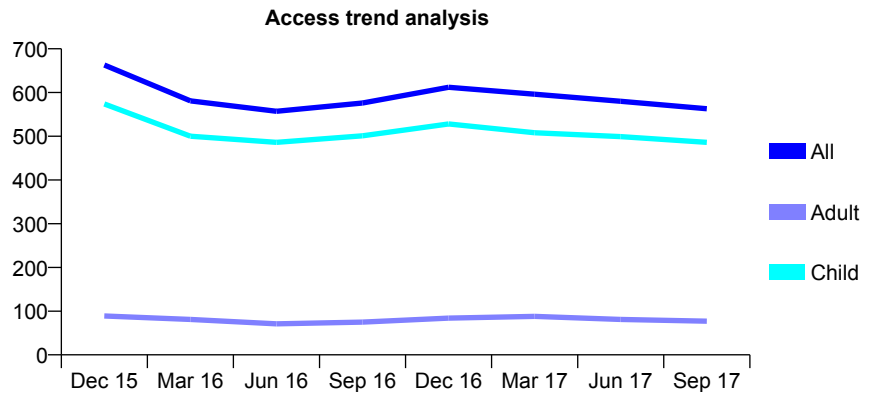
Q66 - Vital Signs At a Glance Contract Report for 164720/0001 - September 2017

Name or company name	Thomson Dental Ltd
Contract type name	GDS Contract
Purpose of contract	General
Contract start date	01/06/2007
Contract end date	

17/18 Contracted general activity (UDA)	1,150
Carry forward general activity (UDA)	0
17/18 Contracted orthodontic activity (UOA)	0
Carry forward orthodontic activity (UOA)	0
Baseline contract value	£32,392.80

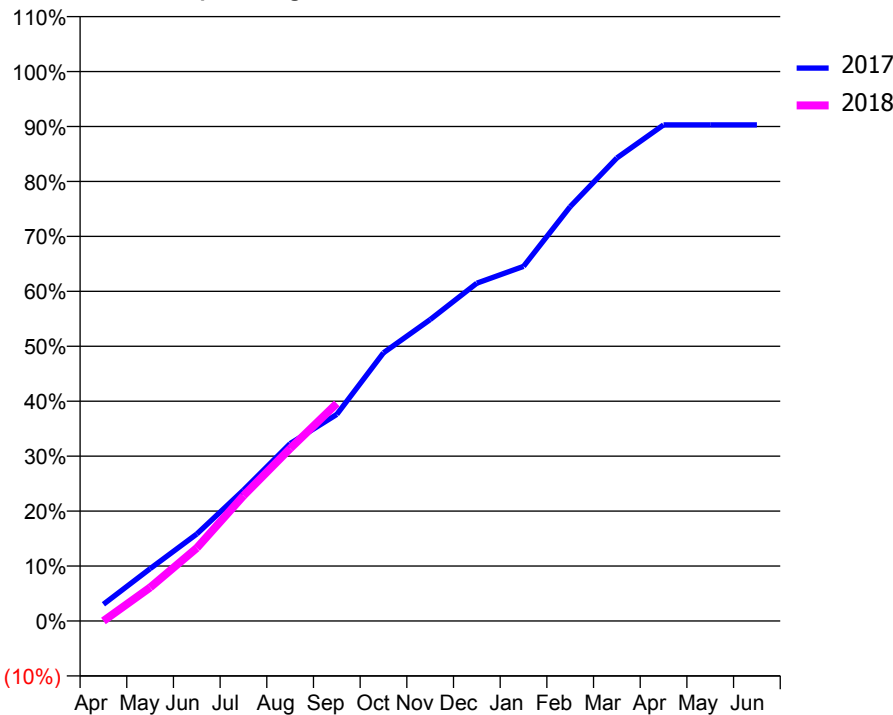
ACCESS*

Patients seen in 24 months	Total	Change since previous quarter
Quarter ending September 2016	576	
Quarter ending December 2016	612	↑
Quarter ending March 2017	596	↓
Quarter ending June 2017	580	↓
Quarter ending September 2017	563	↓
Variance since September 2016	(2.3%)	↓



ACTIVITY

Cumulative percentage of contracted UDA delivered 2017 & 2018



Month	Adjusted Scheduled Activity (UDA)	
	2017	2018
April	35	0
May	110	70
June	182	153
July	274	262
August	371	361
September	432	455
October	561	
November	631	
December	707	
January	742	
February	867	
March	969	
April	1,038	
May	1,038	
June	1,038	

QUALITY

	Quantity	Base Number	Contract	AT	Region	England
% of FP17s for the same patient ID Re-attending within 3 months - Children	16	397	4.0%	10.0%	11.4%	11.9%
% of FP17s for the same patient ID Re-attending within 3 months - Adults	1	31	3.2%	14.5%	15.7%	15.9%
% of FP17s for the same patient ID Re-attending between 3 & 9 months - Children	274	397	69.0%	59.6%	60.6%	58.1%
% of FP17s for the same patient ID Re-attending between 3 & 9 months - Adults	20	31	64.5%	51.0%	52.0%	50.6%
% of FP17s for Band 1 Urgent Courses	12	373	3.2%	10.3%	9.6%	9.1%
% of FP17s Relating to Free Repair or Replacements	0	373	0.0%	0.9%	0.7%	0.8%
% of FP17s Relating to Continuations	3	373	0.8%	1.1%	1.0%	1.1%
% of Patients satisfied with the dentistry they have received	2	2	N/A	91.9%	91.6%	91.4%
% of Patients satisfied with the time they had to wait for an appointment	2	2	N/A	86.7%	87.9%	87.7%

* This is based on patients treated on this contract for their most recent course of treatment. Figures in italics indicate the base number of FP17s or Patient Questionnaire responses are less than 100. N/A is shown where the base number of responses is less than 10 during the period. % is calculated as Quantity/Base number*100

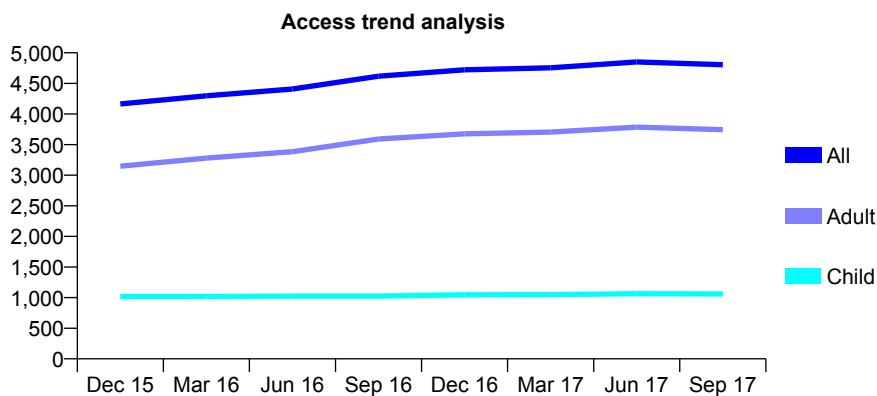
Q66 - Vital Signs At a Glance Contract Report for 164895/0001 - September 2017

Name or company name	Browns Dental Practice Ltd.
Contract type name	GDS Contract
Purpose of contract	General
Contract start date	01/02/2009
Contract end date	

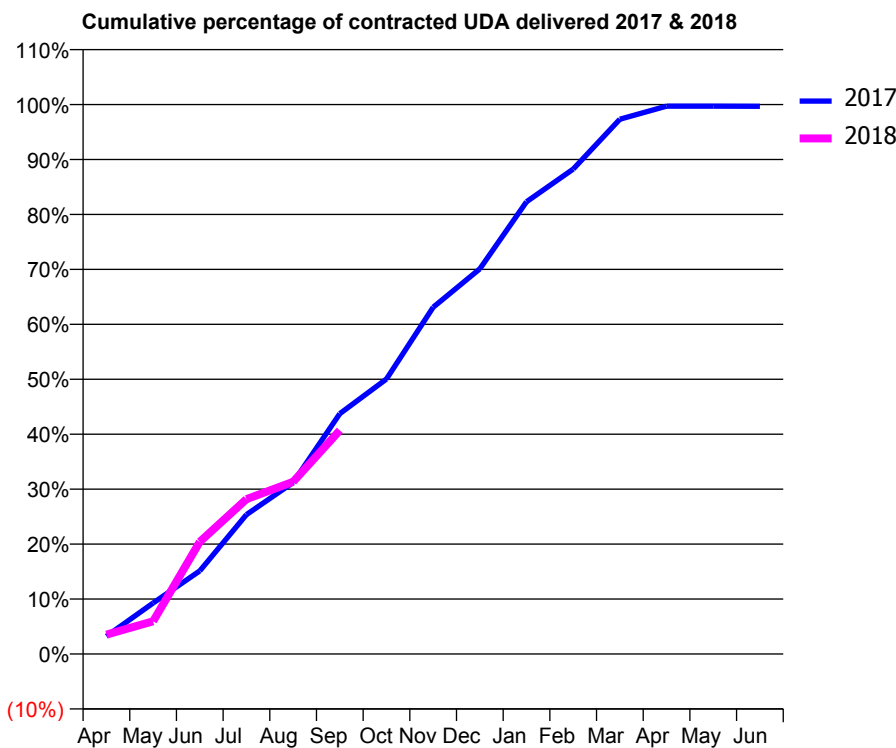
17/18 Contracted general activity (UDA)	7,627
Carry forward general activity (UDA)	24
17/18 Contracted orthodontic activity (UOA)	0
Carry forward orthodontic activity (UOA)	0
Baseline contract value	£229,089.63

ACCESS*

Patients seen in 24 months	Total	Change since previous quarter
Quarter ending September 2016	4,618	
Quarter ending December 2016	4,722	↑
Quarter ending March 2017	4,754	→
Quarter ending June 2017	4,850	↑
Quarter ending September 2017	4,804	→
Variance since September 2016	4.0%	↑



ACTIVITY



Month	Adjusted Scheduled Activity (UDA)	
	2017	2018
April	247	268
May	707	455
June	1,154	1,557
July	1,936	2,149
August	2,381	2,390
September	3,337	3,104
October	3,818	
November	4,813	
December	5,346	
January	6,276	
February	6,730	
March	7,423	
April	7,605	
May	7,605	
June	7,603	

QUALITY

	Quantity	Base Number	Contract	AT	Region	England
% of FP17s for the same patient ID Re-attending within 3 months - Children	51	795	6.4%	10.0%	11.4%	11.9%
% of FP17s for the same patient ID Re-attending within 3 months - Adults	170	1,779	9.6%	14.5%	15.7%	15.9%
% of FP17s for the same patient ID Re-attending between 3 & 9 months - Children	522	795	65.7%	59.6%	60.6%	58.1%
% of FP17s for the same patient ID Re-attending between 3 & 9 months - Adults	758	1,779	42.6%	51.0%	52.0%	50.6%
% of FP17s for Band 1 Urgent Courses	30	1,602	1.9%	10.3%	9.6%	9.1%
% of FP17s Relating to Free Repair or Replacements	16	1,602	1.0%	0.9%	0.7%	0.8%
% of FP17s Relating to Continuations	22	1,602	1.4%	1.1%	1.0%	1.1%
% of Patients satisfied with the dentistry they have received	7	7	N/A	91.9%	91.6%	91.4%
% of Patients satisfied with the time they had to wait for an appointment	7	7	N/A	86.7%	87.9%	87.7%

* This is based on patients treated on this contract for their most recent course of treatment. Figures in italics indicate the base number of FP17s or Patient Questionnaire responses are less than 100. N/A is shown where the base number of responses is less than 10 during the period. % is calculated as Quantity/Base number*100

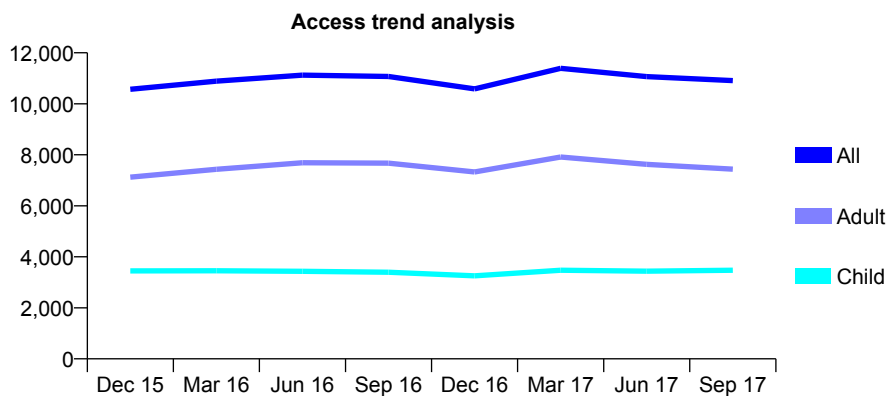
Q66 - Vital Signs At a Glance Contract Report for 165298/0001 - September 2017

Name or company name	Plymouth Community Dental Services Limit
Contract type name	PDS Contract
Purpose of contract	General and Orthodontic
Contract start date	01/10/2013
Contract end date	31/03/2019

17/18 Contracted general activity (UDA)	29,150
Carry forward general activity (UDA)	0
17/18 Contracted orthodontic activity (UOA)	1,980
Carry forward orthodontic activity (UOA)	0
Baseline contract value	£2,983,609.97

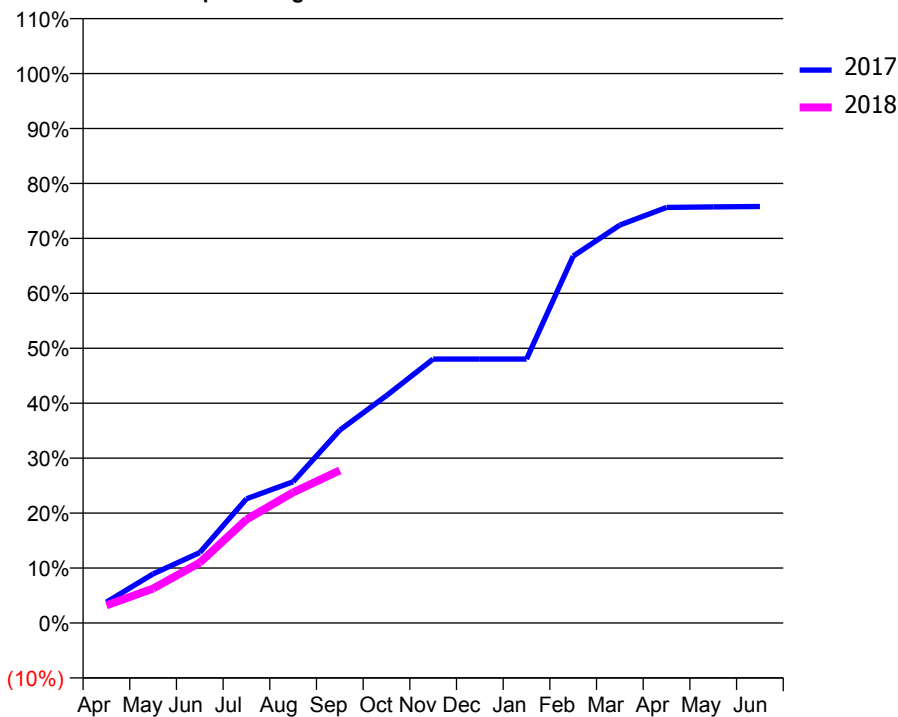
ACCESS*

Patients seen in 24 months	Total	Change since previous quarter
Quarter ending September 2016	11,070	
Quarter ending December 2016	10,585	↓
Quarter ending March 2017	11,390	↑
Quarter ending June 2017	11,065	↓
Quarter ending September 2017	10,909	↓
Variance since September 2016	(1.5%)	↓



ACTIVITY

Cumulative percentage of contracted UDA delivered 2017 & 2018



Adjusted Scheduled Activity (UDA)

Month	2017	2018
April	1,109	938
May	2,609	1,829
June	3,741	3,202
July	6,586	5,490
August	7,497	6,928
September	10,235	8,093
October	12,066	
November	14,002	
December	14,002	
January	14,002	
February	19,463	
March	21,112	
April	22,044	
May	22,073	
June	22,094	

QUALITY

	Quantity	Base Number	Contract	AT	Region	England
% of FP17s for the same patient ID Re-attending within 3 months - Children	223	1,796	12.4%	10.0%	11.4%	11.9%
% of FP17s for the same patient ID Re-attending within 3 months - Adults	375	3,003	12.5%	14.5%	15.7%	15.9%
% of FP17s for the same patient ID Re-attending between 3 & 9 months - Children	441	1,796	24.6%	59.6%	60.6%	58.1%
% of FP17s for the same patient ID Re-attending between 3 & 9 months - Adults	447	3,003	14.9%	51.0%	52.0%	50.6%
% of FP17s for Band 1 Urgent Courses	1,616	4,253	38.0%	10.3%	9.6%	9.1%
% of FP17s Relating to Free Repair or Replacements	1	4,253	0.0%	0.9%	0.7%	0.8%
% of FP17s Relating to Continuations	5	4,253	0.1%	1.1%	1.0%	1.1%
% of Patients satisfied with the dentistry they have received	8	9	N/A	91.9%	91.6%	91.4%
% of Patients satisfied with the time they had to wait for an appointment	6	9	N/A	86.7%	87.9%	87.7%

* This is based on patients treated on this contract for their most recent course of treatment. Figures in italics indicate the base number of FP17s or Patient Questionnaire responses are less than 100. N/A is shown where the base number of responses is less than 10 during the period. % is calculated as Quantity/Base number*100

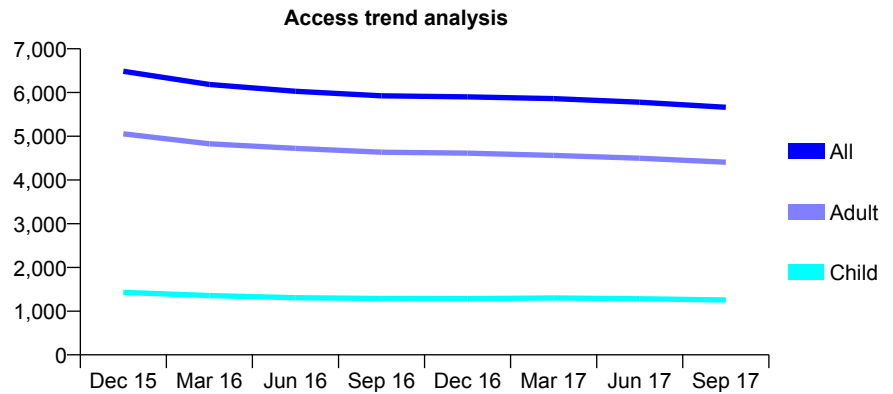
Q66 - Vital Signs At a Glance Contract Report for 167827/0001 - September 2017

Name or company name	Tully Crine LTD
Contract type name	GDS Contract
Purpose of contract	General
Contract start date	01/07/2011
Contract end date	

17/18 Contracted general activity (UDA)	15,133
Carry forward general activity (UDA)	-240
17/18 Contracted orthodontic activity (UOA)	0
Carry forward orthodontic activity (UOA)	0
Baseline contract value	£397,019.05

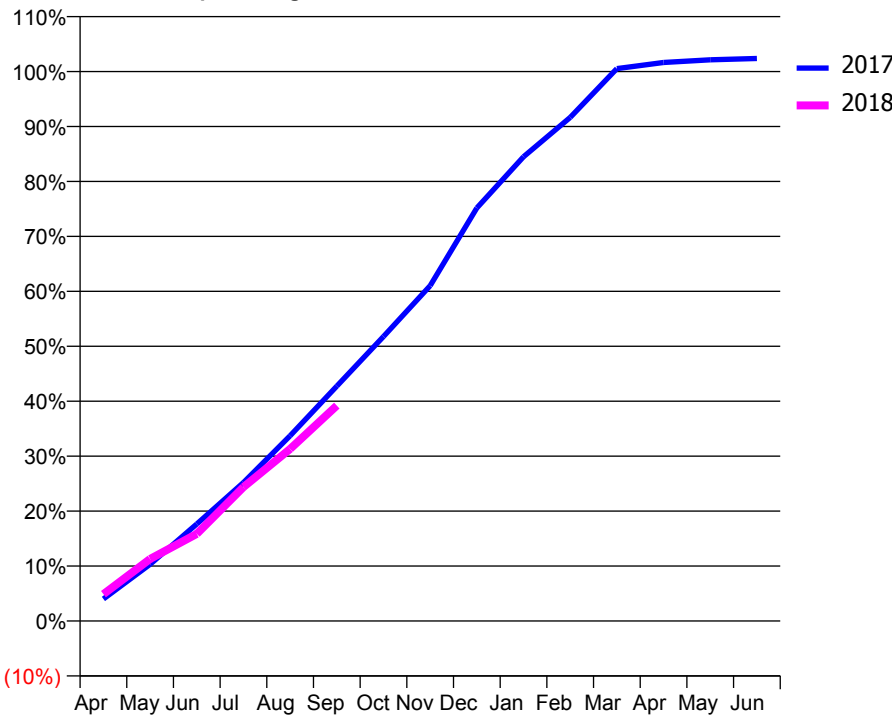
ACCESS*

Patients seen in 24 months	Total	Change since previous quarter
Quarter ending September 2016	5,925	
Quarter ending December 2016	5,899	→
Quarter ending March 2017	5,862	→
Quarter ending June 2017	5,779	↓
Quarter ending September 2017	5,663	↓
Variance since September 2016	(4.4%)	↓



ACTIVITY

Cumulative percentage of contracted UDA delivered 2017 & 2018



Month	Adjusted Scheduled Activity (UDA)	
	2017	2018
April	481	741
May	1,239	1,708
June	2,119	2,400
July	3,023	3,688
August	4,046	4,740
September	5,130	5,934
October	6,213	
November	7,324	
December	9,021	
January	10,138	
February	10,996	
March	12,064	
April	12,196	
May	12,256	
June	12,285	

QUALITY

	Quantity	Base Number	Contract	AT	Region	England
% of FP17s for the same patient ID Re-attending within 3 months - Children	46	1,032	4.5%	10.0%	11.4%	11.9%
% of FP17s for the same patient ID Re-attending within 3 months - Adults	289	2,812	10.3%	14.5%	15.7%	15.9%
% of FP17s for the same patient ID Re-attending between 3 & 9 months - Children	674	1,032	65.3%	59.6%	60.6%	58.1%
% of FP17s for the same patient ID Re-attending between 3 & 9 months - Adults	1,422	2,812	50.6%	51.0%	52.0%	50.6%
% of FP17s for Band 1 Urgent Courses	234	3,138	7.5%	10.3%	9.6%	9.1%
% of FP17s Relating to Free Repair or Replacements	20	3,138	0.6%	0.9%	0.7%	0.8%
% of FP17s Relating to Continuations	20	3,138	0.6%	1.1%	1.0%	1.1%
% of Patients satisfied with the dentistry they have received	17	18	94.4%	91.9%	91.6%	91.4%
% of Patients satisfied with the time they had to wait for an appointment	16	18	88.9%	86.7%	87.9%	87.7%

* This is based on patients treated on this contract for their most recent course of treatment. Figures in italics indicate the base number of FP17s or Patient Questionnaire responses are less than 100. N/A is shown where the base number of responses is less than 10 during the period. % is calculated as Quantity/Base number*100

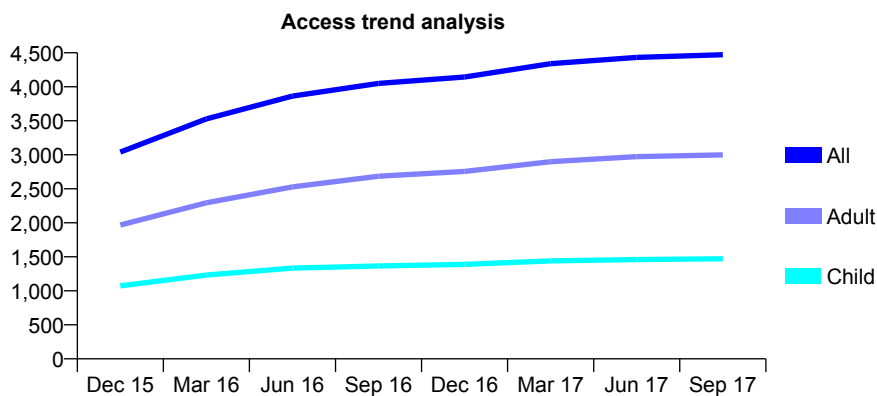
Q66 - Vital Signs At a Glance Contract Report for 168262/0001 - September 2017

Name or company name	SpaDental
Contract type name	GDS Contract
Purpose of contract	General
Contract start date	01/04/2015
Contract end date	

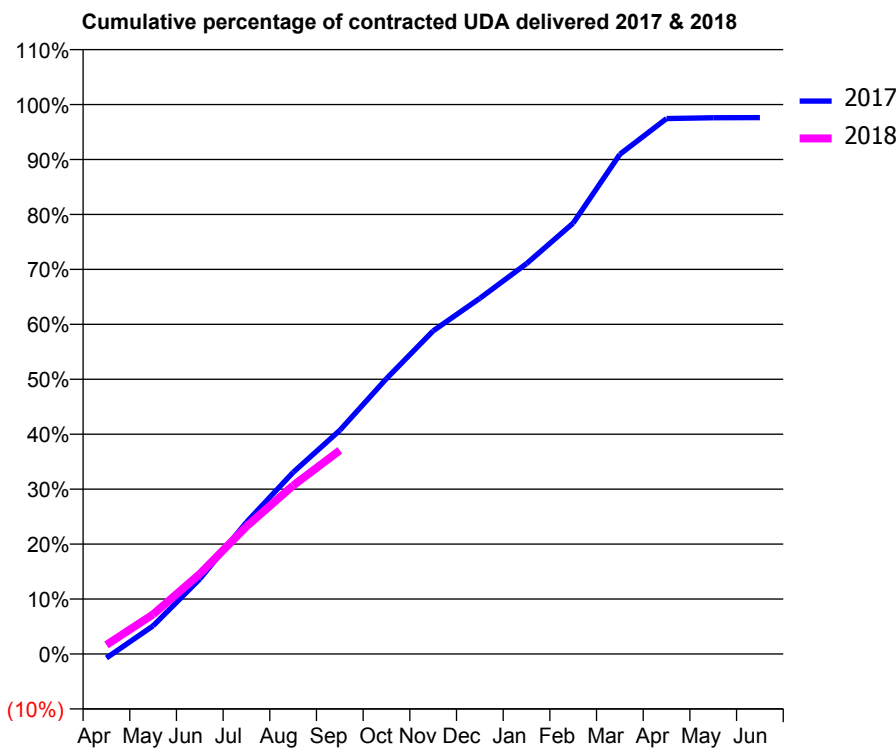
17/18 Contracted general activity (UDA)	17,394
Carry forward general activity (UDA)	319
17/18 Contracted orthodontic activity (UOA)	0
Carry forward orthodontic activity (UOA)	0
Baseline contract value	£452,413.27

ACCESS*

Patients seen in 24 months	Total	Change since previous quarter
Quarter ending September 2016	4,050	
Quarter ending December 2016	4,145	↑
Quarter ending March 2017	4,340	↑
Quarter ending June 2017	4,432	↑
Quarter ending September 2017	4,471	→
Variance since September 2016	10.4%	↑



ACTIVITY



Month	Adjusted Scheduled Activity (UDA)	
	2017	2018
April	-99	290
May	687	1,256
June	1,829	2,534
July	3,213	4,037
August	4,428	5,332
September	5,453	6,449
October	6,714	
November	7,876	
December	8,671	
January	9,514	
February	10,504	
March	12,179	
April	13,050	
May	13,072	
June	13,075	

QUALITY

	Quantity	Base Number	Contract	AT	Region	England
% of FP17s for the same patient ID Re-attending within 3 months - Children	41	1,198	3.4%	10.0%	11.4%	11.9%
% of FP17s for the same patient ID Re-attending within 3 months - Adults	256	2,269	11.3%	14.5%	15.7%	15.9%
% of FP17s for the same patient ID Re-attending between 3 & 9 months - Children	751	1,198	62.7%	59.6%	60.6%	58.1%
% of FP17s for the same patient ID Re-attending between 3 & 9 months - Adults	1,304	2,269	57.5%	51.0%	52.0%	50.6%
% of FP17s for Band 1 Urgent Courses	184	3,060	6.0%	10.3%	9.6%	9.1%
% of FP17s Relating to Free Repair or Replacements	14	3,060	0.5%	0.9%	0.7%	0.8%
% of FP17s Relating to Continuations	38	3,060	1.2%	1.1%	1.0%	1.1%
% of Patients satisfied with the dentistry they have received	11	11	100.0%	91.9%	91.6%	91.4%
% of Patients satisfied with the time they had to wait for an appointment	10	11	90.9%	86.7%	87.9%	87.7%

* This is based on patients treated on this contract for their most recent course of treatment. Figures in italics indicate the base number of FP17s or Patient Questionnaire responses are less than 100. N/A is shown where the base number of responses is less than 10 during the period. % is calculated as Quantity/Base number*100

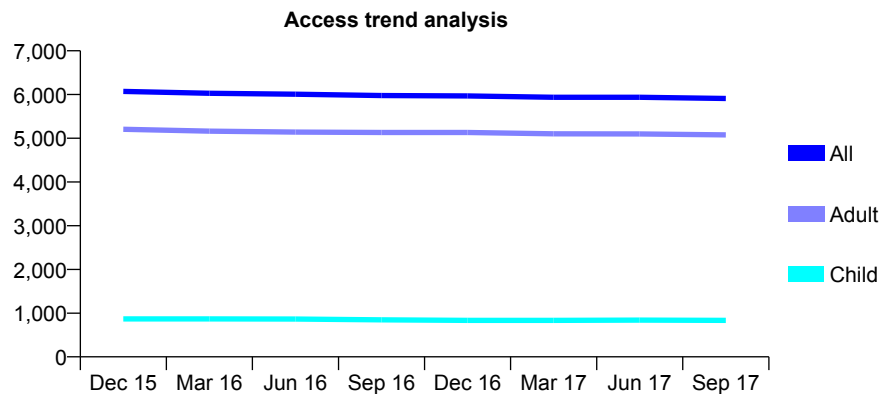
Q66 - Vital Signs At a Glance Contract Report for 170062/0001 - September 2017

Name or company name	St Pauls Dental Practice Ltd
Contract type name	GDS Contract
Purpose of contract	General
Contract start date	01/04/2009
Contract end date	

17/18 Contracted general activity (UDA)	19,373
Carry forward general activity (UDA)	270
17/18 Contracted orthodontic activity (UOA)	0
Carry forward orthodontic activity (UOA)	0
Baseline contract value	£646,624.56

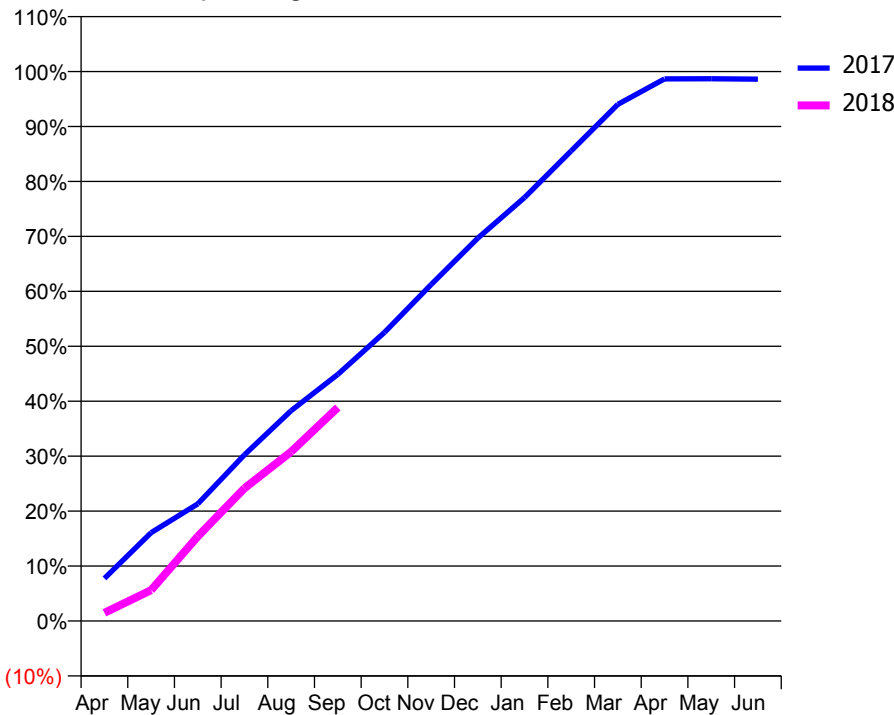
ACCESS*

Patients seen in 24 months	Total	Change since previous quarter
Quarter ending September 2016	5,978	
Quarter ending December 2016	5,967	→
Quarter ending March 2017	5,937	→
Quarter ending June 2017	5,936	→
Quarter ending September 2017	5,911	→
Variance since September 2016	(1.1%)	↓



ACTIVITY

Cumulative percentage of contracted UDA delivered 2017 & 2018



Month	Adjusted Scheduled Activity (UDA)	
	2017	2018
April	1,502	290
May	3,113	1,090
June	4,131	2,981
July	5,861	4,679
August	7,415	5,968
September	8,695	7,528
October	10,174	
November	11,864	
December	13,499	
January	14,928	
February	16,575	
March	18,215	
April	19,114	
May	19,116	
June	19,103	

QUALITY

	Quantity	Base Number	Contract	AT	Region	England
% of FP17s for the same patient ID Re-attending within 3 months - Children	21	767	2.7%	10.0%	11.4%	11.9%
% of FP17s for the same patient ID Re-attending within 3 months - Adults	544	4,071	13.4%	14.5%	15.7%	15.9%
% of FP17s for the same patient ID Re-attending between 3 & 9 months - Children	582	767	75.9%	59.6%	60.6%	58.1%
% of FP17s for the same patient ID Re-attending between 3 & 9 months - Adults	2,045	4,071	50.2%	51.0%	52.0%	50.6%
% of FP17s for Band 1 Urgent Courses	174	4,392	4.0%	10.3%	9.6%	9.1%
% of FP17s Relating to Free Repair or Replacements	78	4,392	1.8%	0.9%	0.7%	0.8%
% of FP17s Relating to Continuations	109	4,392	2.5%	1.1%	1.0%	1.1%
% of Patients satisfied with the dentistry they have received	19	20	95.0%	91.9%	91.6%	91.4%
% of Patients satisfied with the time they had to wait for an appointment	19	20	95.0%	86.7%	87.9%	87.7%

* This is based on patients treated on this contract for their most recent course of treatment. Figures in italics indicate the base number of FP17s or Patient Questionnaire responses are less than 100. N/A is shown where the base number of responses is less than 10 during the period. % is calculated as Quantity/Base number*100

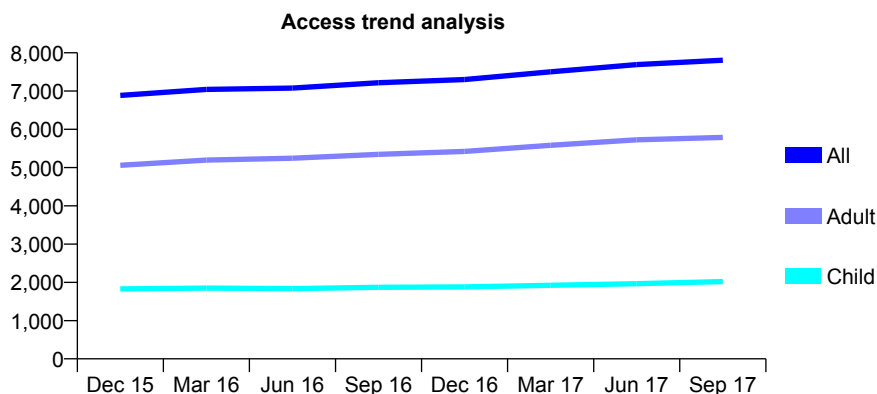
Q66 - Vital Signs At a Glance Contract Report for 170909/0001 - September 2017

Name or company name	Larkham House Dental Practice Limited
Contract type name	GDS Contract
Purpose of contract	General
Contract start date	06/01/2014
Contract end date	

17/18 Contracted general activity (UDA)	28,338
Carry forward general activity (UDA)	-12
17/18 Contracted orthodontic activity (UOA)	0
Carry forward orthodontic activity (UOA)	0
Baseline contract value	£729,662.26

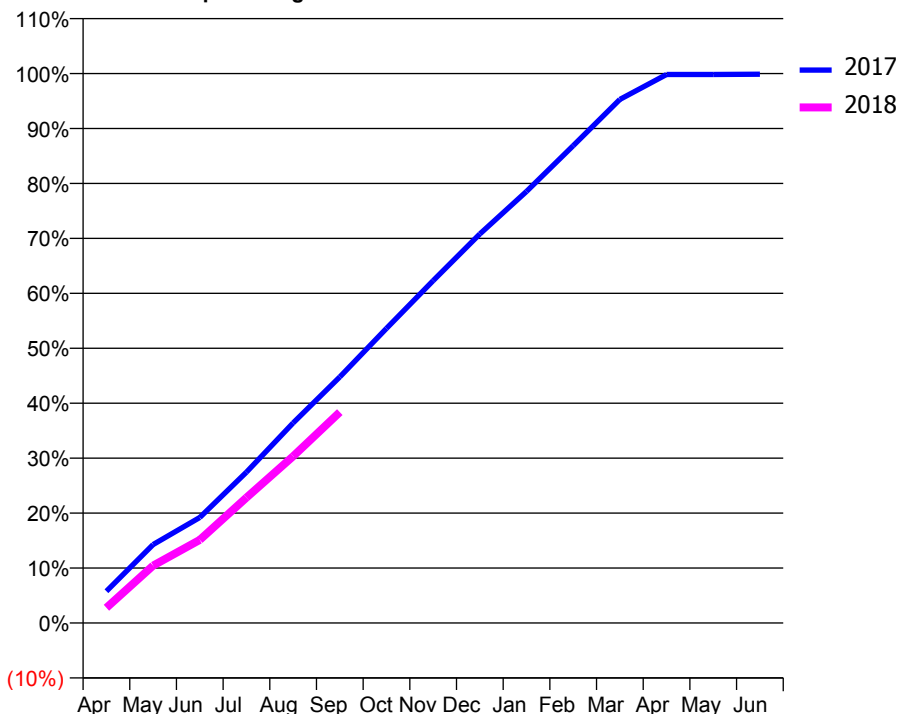
ACCESS*

Patients seen in 24 months	Total	Change since previous quarter
Quarter ending September 2016	7,216	
Quarter ending December 2016	7,302	→
Quarter ending March 2017	7,504	↑
Quarter ending June 2017	7,693	↑
Quarter ending September 2017	7,807	→
Variance since September 2016	8.2%	↑



ACTIVITY

Cumulative percentage of contracted UDA delivered 2017 & 2018



Adjusted Scheduled Activity (UDA)

Month	2017	2018
April	1,469	784
May	3,617	2,957
June	4,867	4,288
July	6,959	6,468
August	9,227	8,598
September	11,350	10,873
October	13,588	
November	15,788	
December	17,937	
January	19,902	
February	22,012	
March	24,140	
April	25,291	
May	25,293	
June	25,302	

QUALITY

	Quantity	Base Number	Contract	AT	Region	England
% of FP17s for the same patient ID Re-attending within 3 months - Children	97	1,734	5.6%	10.0%	11.4%	11.9%
% of FP17s for the same patient ID Re-attending within 3 months - Adults	699	4,750	14.7%	14.5%	15.7%	15.9%
% of FP17s for the same patient ID Re-attending between 3 & 9 months - Children	1,197	1,734	69.0%	59.6%	60.6%	58.1%
% of FP17s for the same patient ID Re-attending between 3 & 9 months - Adults	3,113	4,750	65.5%	51.0%	52.0%	50.6%
% of FP17s for Band 1 Urgent Courses	465	5,870	7.9%	10.3%	9.6%	9.1%
% of FP17s Relating to Free Repair or Replacements	51	5,870	0.9%	0.9%	0.7%	0.8%
% of FP17s Relating to Continuations	130	5,870	2.2%	1.1%	1.0%	1.1%
% of Patients satisfied with the dentistry they have received	17	19	89.5%	91.9%	91.6%	91.4%
% of Patients satisfied with the time they had to wait for an appointment	15	19	78.9%	86.7%	87.9%	87.7%

* This is based on patients treated on this contract for their most recent course of treatment. Figures in italics indicate the base number of FP17s or Patient Questionnaire responses are less than 100. N/A is shown where the base number of responses is less than 10 during the period. % is calculated as Quantity/Base number*100

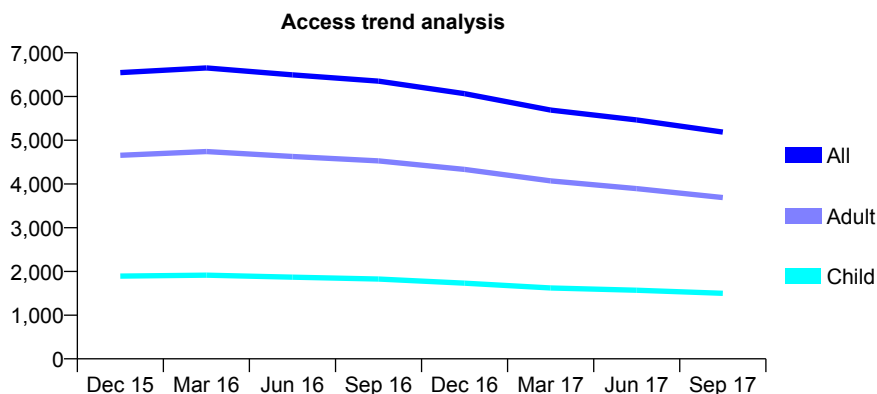
Q66 - Vital Signs At a Glance Contract Report for 172146/0001 - September 2017

Name or company name	Westpark Dental Practice Limited
Contract type name	GDS Contract
Purpose of contract	General
Contract start date	01/04/2011
Contract end date	

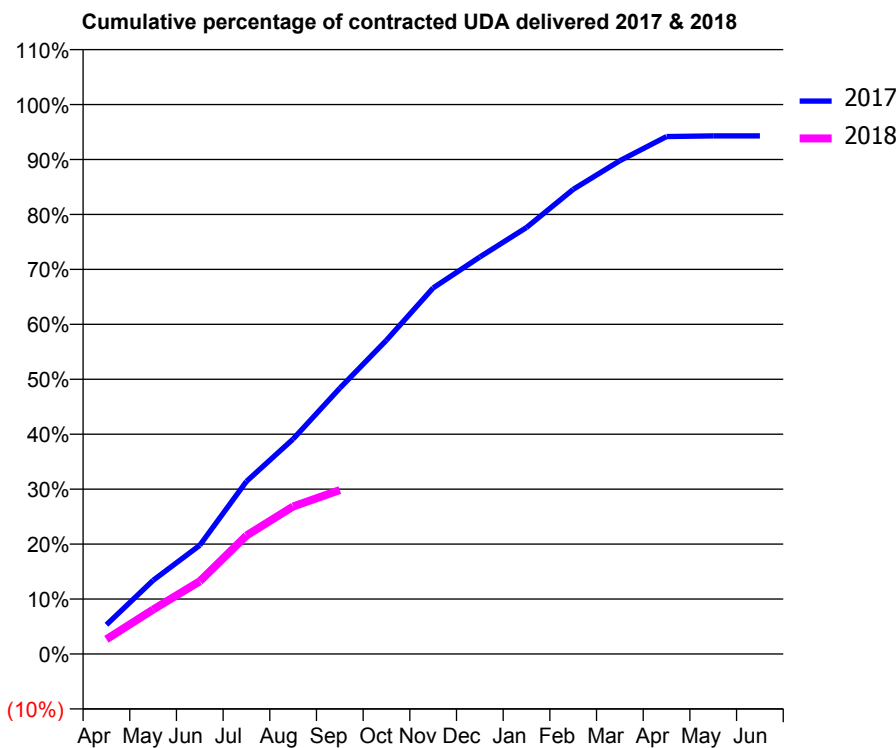
17/18 Contracted general activity (UDA)	14,160
Carry forward general activity (UDA)	0
17/18 Contracted orthodontic activity (UOA)	0
Carry forward orthodontic activity (UOA)	0
Baseline contract value	£327,833.14

ACCESS*

Patients seen in 24 months	Total	Change since previous quarter
Quarter ending September 2016	6,353	
Quarter ending December 2016	6,065	↓
Quarter ending March 2017	5,691	↓
Quarter ending June 2017	5,464	↓
Quarter ending September 2017	5,188	↓
Variance since September 2016	(18.3%)	↓



ACTIVITY



Month	Adjusted Scheduled Activity (UDA)	
	2017	2018
April	720	379
May	1,810	1,145
June	2,672	1,876
July	4,240	3,053
August	5,281	3,802
September	6,530	4,225
October	7,709	
November	8,992	
December	9,751	
January	10,477	
February	11,414	
March	12,118	
April	12,710	
May	12,725	
June	12,725	

QUALITY

	Quantity	Base Number	Contract	AT	Region	England
% of FP17s for the same patient ID Re-attending within 3 months - Children	38	610	6.2%	10.0%	11.4%	11.9%
% of FP17s for the same patient ID Re-attending within 3 months - Adults	212	1,483	14.3%	14.5%	15.7%	15.9%
% of FP17s for the same patient ID Re-attending between 3 & 9 months - Children	236	610	38.7%	59.6%	60.6%	58.1%
% of FP17s for the same patient ID Re-attending between 3 & 9 months - Adults	706	1,483	47.6%	51.0%	52.0%	50.6%
% of FP17s for Band 1 Urgent Courses	102	1,837	5.6%	10.3%	9.6%	9.1%
% of FP17s Relating to Free Repair or Replacements	11	1,837	0.6%	0.9%	0.7%	0.8%
% of FP17s Relating to Continuations	42	1,837	2.3%	1.1%	1.0%	1.1%
% of Patients satisfied with the dentistry they have received	5	5	N/A	91.9%	91.6%	91.4%
% of Patients satisfied with the time they had to wait for an appointment	1	5	N/A	86.7%	87.9%	87.7%

* This is based on patients treated on this contract for their most recent course of treatment. Figures in italics indicate the base number of FP17s or Patient Questionnaire responses are less than 100. N/A is shown where the base number of responses is less than 10 during the period. % is calculated as Quantity/Base number*100

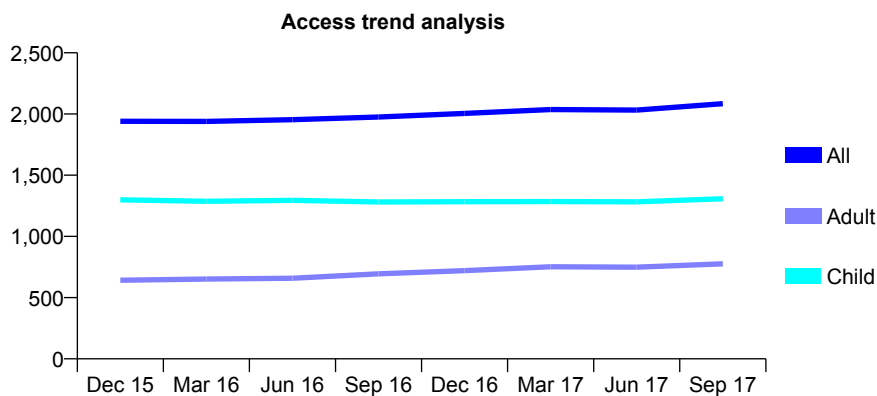
Q66 - Vital Signs At a Glance Contract Report for 174033/0001 - September 2017

Name or company name	El-Nashar Dental Care Ltd
Contract type name	GDS Contract
Purpose of contract	General
Contract start date	01/01/2008
Contract end date	

17/18 Contracted general activity (UDA)	7,000
Carry forward general activity (UDA)	189
17/18 Contracted orthodontic activity (UOA)	0
Carry forward orthodontic activity (UOA)	0
Baseline contract value	£232,450.69

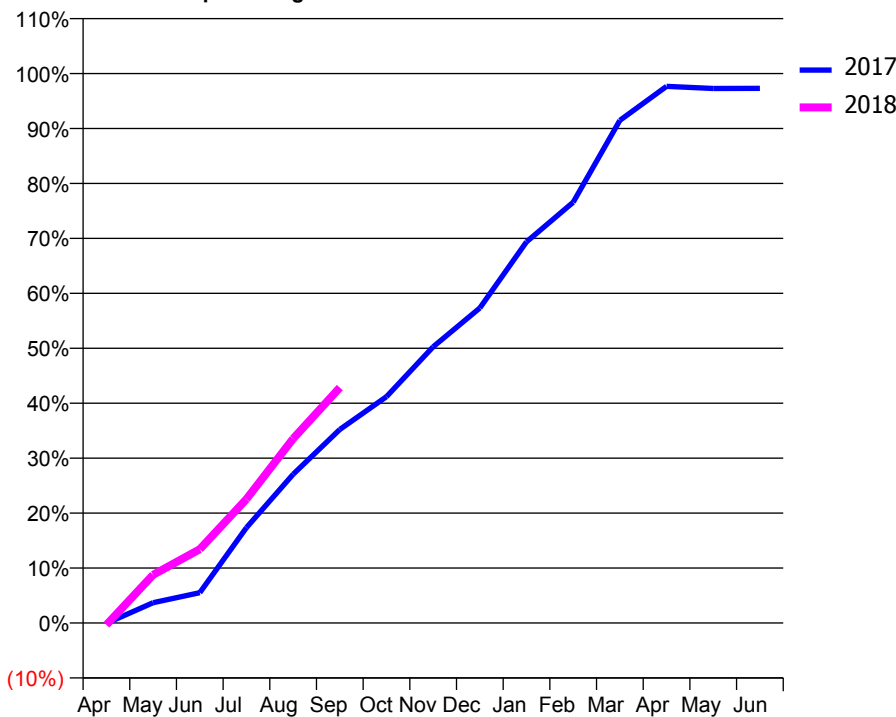
ACCESS*

Patients seen in 24 months	Total	Change since previous quarter
Quarter ending September 2016	1,976	
Quarter ending December 2016	2,005	→
Quarter ending March 2017	2,037	→
Quarter ending June 2017	2,032	→
Quarter ending September 2017	2,084	↑
Variance since September 2016	5.5%	↑



ACTIVITY

Cumulative percentage of contracted UDA delivered 2017 & 2018



Month	Adjusted Scheduled Activity (UDA)	
	2017	2018
April	-6	-24
May	260	615
June	387	941
July	1,216	1,579
August	1,896	2,349
September	2,465	2,998
October	2,883	
November	3,519	
December	4,013	
January	4,856	
February	5,360	
March	6,404	
April	6,836	
May	6,810	
June	6,811	

QUALITY

	Quantity	Base Number	Contract	AT	Region	England
% of FP17s for the same patient ID Re-attending within 3 months - Children	157	1,419	11.1%	10.0%	11.4%	11.9%
% of FP17s for the same patient ID Re-attending within 3 months - Adults	100	598	16.7%	14.5%	15.7%	15.9%
% of FP17s for the same patient ID Re-attending between 3 & 9 months - Children	1,039	1,419	73.2%	59.6%	60.6%	58.1%
% of FP17s for the same patient ID Re-attending between 3 & 9 months - Adults	369	598	61.7%	51.0%	52.0%	50.6%
% of FP17s for Band 1 Urgent Courses	121	1,842	6.6%	10.3%	9.6%	9.1%
% of FP17s Relating to Free Repair or Replacements	5	1,842	0.3%	0.9%	0.7%	0.8%
% of FP17s Relating to Continuations	6	1,842	0.3%	1.1%	1.0%	1.1%
% of Patients satisfied with the dentistry they have received	3	3	N/A	91.9%	91.6%	91.4%
% of Patients satisfied with the time they had to wait for an appointment	3	3	N/A	86.7%	87.9%	87.7%

* This is based on patients treated on this contract for their most recent course of treatment. Figures in italics indicate the base number of FP17s or Patient Questionnaire responses are less than 100. N/A is shown where the base number of responses is less than 10 during the period. % is calculated as Quantity/Base number*100

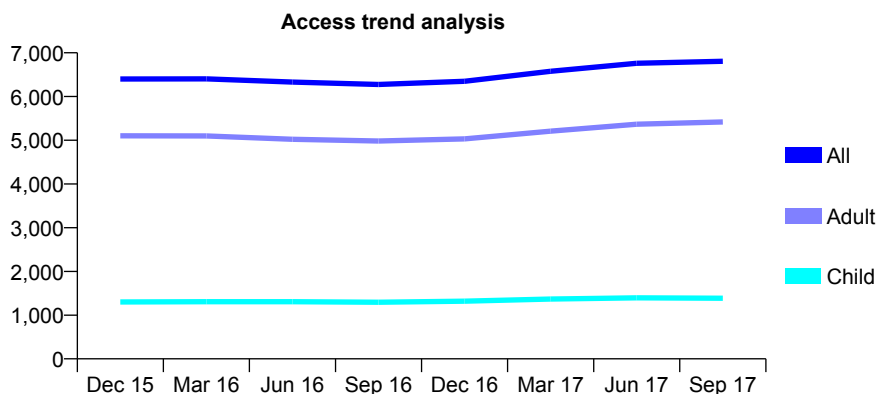
Q66 - Vital Signs At a Glance Contract Report for 174068/0001 - September 2017

Name or company name	The Treatment Centre Limited
Contract type name	GDS Contract
Purpose of contract	General
Contract start date	06/04/2012
Contract end date	

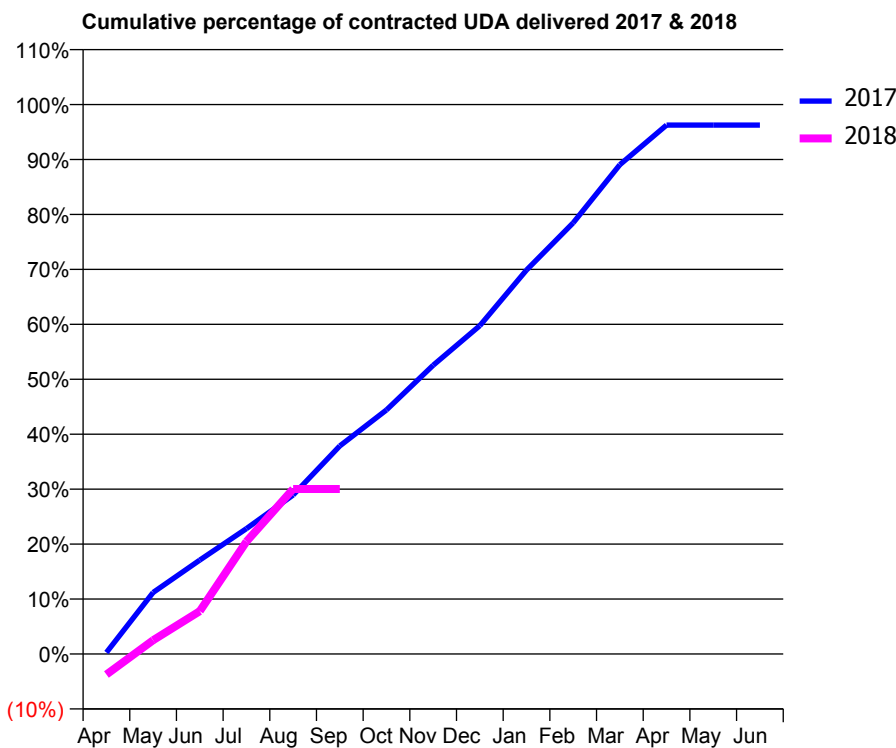
17/18 Contracted general activity (UDA)	16,062
Carry forward general activity (UDA)	601
17/18 Contracted orthodontic activity (UOA)	0
Carry forward orthodontic activity (UOA)	0
Baseline contract value	£424,513.93

ACCESS*

Patients seen in 24 months	Total	Change since previous quarter
Quarter ending September 2016	6,277	
Quarter ending December 2016	6,350	→
Quarter ending March 2017	6,577	↑
Quarter ending June 2017	6,760	↑
Quarter ending September 2017	6,806	→
Variance since September 2016	8.4%	↑



ACTIVITY



Month	Adjusted Scheduled Activity (UDA)	
	2017	2018
April	43	-601
May	1,799	404
June	2,745	1,253
July	3,664	3,289
August	4,648	4,823
September	6,082	4,823
October	7,135	
November	8,439	
December	9,599	
January	11,223	
February	12,604	
March	14,303	
April	15,461	
May	15,461	
June	15,461	

QUALITY

	Quantity	Base Number	Contract	AT	Region	England
% of FP17s for the same patient ID Re-attending within 3 months - Children	26	677	3.8%	10.0%	11.4%	11.9%
% of FP17s for the same patient ID Re-attending within 3 months - Adults	256	3,081	8.3%	14.5%	15.7%	15.9%
% of FP17s for the same patient ID Re-attending between 3 & 9 months - Children	326	677	48.2%	59.6%	60.6%	58.1%
% of FP17s for the same patient ID Re-attending between 3 & 9 months - Adults	1,435	3,081	46.6%	51.0%	52.0%	50.6%
% of FP17s for Band 1 Urgent Courses	190	2,938	6.5%	10.3%	9.6%	9.1%
% of FP17s Relating to Free Repair or Replacements	57	2,938	1.9%	0.9%	0.7%	0.8%
% of FP17s Relating to Continuations	22	2,938	0.7%	1.1%	1.0%	1.1%
% of Patients satisfied with the dentistry they have received	11	12	91.7%	91.9%	91.6%	91.4%
% of Patients satisfied with the time they had to wait for an appointment	12	12	100.0%	86.7%	87.9%	87.7%

* This is based on patients treated on this contract for their most recent course of treatment. Figures in italics indicate the base number of FP17s or Patient Questionnaire responses are less than 100. N/A is shown where the base number of responses is less than 10 during the period. % is calculated as Quantity/Base number*100

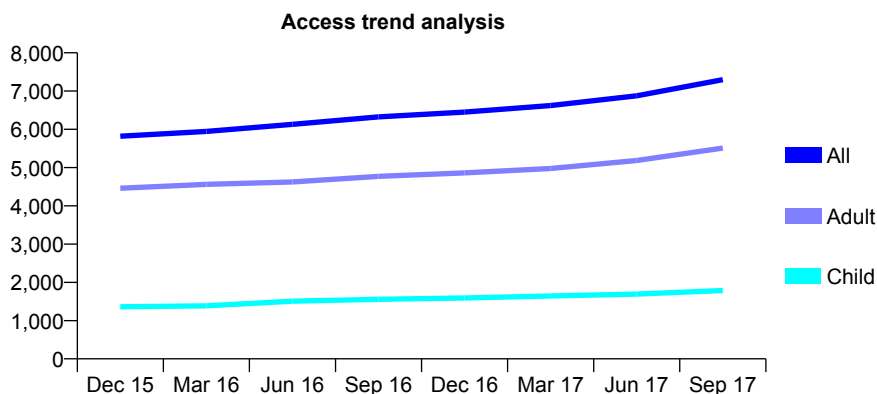
Q66 - Vital Signs At a Glance Contract Report for 174807/0001 - September 2017

Name or company name	Smile Care Paignton Ltd
Contract type name	PDS Plus Contract
Purpose of contract	General
Contract start date	23/07/2012
Contract end date	31/03/2020

17/18 Contracted general activity (UDA)	22,000
Carry forward general activity (UDA)	0
17/18 Contracted orthodontic activity (UOA)	0
Carry forward orthodontic activity (UOA)	0
Baseline contract value	£331,343.74

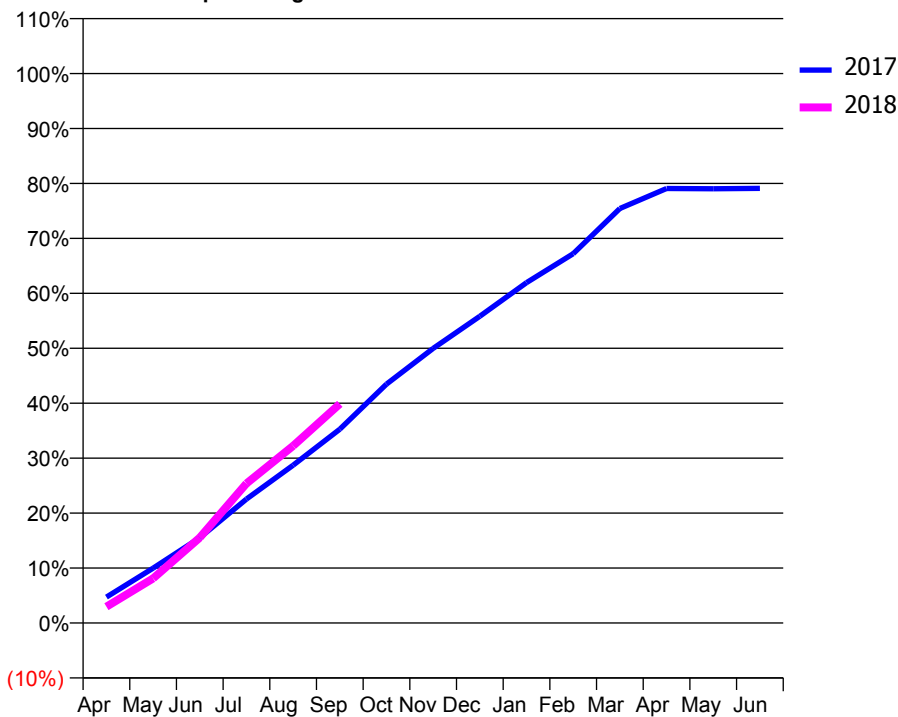
ACCESS*

Patients seen in 24 months	Total	Change since previous quarter
Quarter ending September 2016	6,326	
Quarter ending December 2016	6,452	→
Quarter ending March 2017	6,622	↑
Quarter ending June 2017	6,877	↑
Quarter ending September 2017	7,297	↑
Variance since September 2016	15.3%	↑



ACTIVITY

Cumulative percentage of contracted UDA delivered 2017 & 2018



Month	Adjusted Scheduled Activity (UDA)	
	2017	2018
April	1,040	652
May	2,196	1,786
June	3,414	3,421
July	4,964	5,589
August	6,321	7,090
September	7,762	8,774
October	9,564	
November	10,997	
December	12,284	
January	13,629	
February	14,784	
March	16,596	
April	17,394	
May	17,388	
June	17,401	

QUALITY

	Quantity	Base Number	Contract	AT	Region	England
% of FP17s for the same patient ID Re-attending within 3 months - Children	83	1,084	7.7%	10.0%	11.4%	11.9%
% of FP17s for the same patient ID Re-attending within 3 months - Adults	527	3,488	15.1%	14.5%	15.7%	15.9%
% of FP17s for the same patient ID Re-attending between 3 & 9 months - Children	405	1,084	37.4%	59.6%	60.6%	58.1%
% of FP17s for the same patient ID Re-attending between 3 & 9 months - Adults	1,213	3,488	34.8%	51.0%	52.0%	50.6%
% of FP17s for Band 1 Urgent Courses	532	4,181	12.7%	10.3%	9.6%	9.1%
% of FP17s Relating to Free Repair or Replacements	41	4,181	1.0%	0.9%	0.7%	0.8%
% of FP17s Relating to Continuations	91	4,181	2.2%	1.1%	1.0%	1.1%
% of Patients satisfied with the dentistry they have received	10	11	90.9%	91.9%	91.6%	91.4%
% of Patients satisfied with the time they had to wait for an appointment	11	11	100.0%	86.7%	87.9%	87.7%

* This is based on patients treated on this contract for their most recent course of treatment. Figures in italics indicate the base number of FP17s or Patient Questionnaire responses are less than 100. N/A is shown where the base number of responses is less than 10 during the period. % is calculated as Quantity/Base number*100

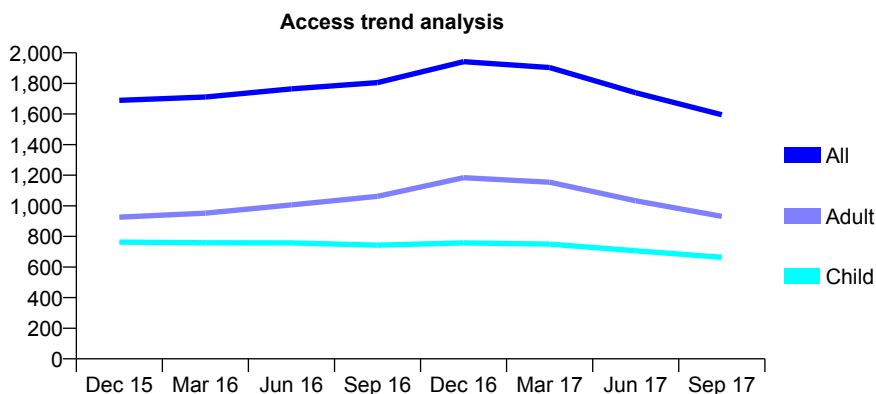
Q66 - Vital Signs At a Glance Contract Report for 174807/0002 - September 2017

Name or company name	Smile Care Paignton Ltd
Contract type name	GDS Contract
Purpose of contract	General
Contract start date	05/11/2012
Contract end date	

17/18 Contracted general activity (UDA)	6,000
Carry forward general activity (UDA)	0
17/18 Contracted orthodontic activity (UOA)	0
Carry forward orthodontic activity (UOA)	0
Baseline contract value	£166,999.83

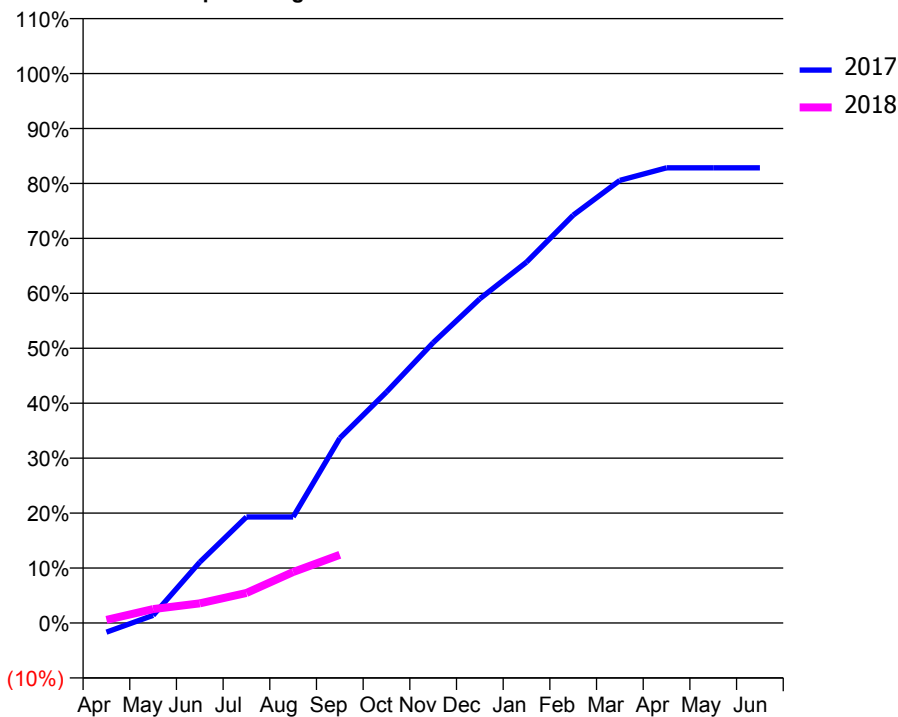
ACCESS*

Patients seen in 24 months	Total	Change since previous quarter
Quarter ending September 2016	1,805	
Quarter ending December 2016	1,942	↑
Quarter ending March 2017	1,904	↓
Quarter ending June 2017	1,739	↓
Quarter ending September 2017	1,595	↓
Variance since September 2016	(11.6%)	↓



ACTIVITY

Cumulative percentage of contracted UDA delivered 2017 & 2018



Adjusted Scheduled Activity (UDA)

Month	2017	2018
April	-102	34
May	83	153
June	665	215
July	1,158	328
August	1,158	556
September	2,019	745
October	2,522	
November	3,061	
December	3,541	
January	3,940	
February	4,453	
March	4,833	
April	4,970	
May	4,970	
June	4,970	

QUALITY

	Quantity	Base Number	Contract	AT	Region	England
% of FP17s for the same patient ID Re-attending within 3 months - Children	42	367	11.4%	10.0%	11.4%	11.9%
% of FP17s for the same patient ID Re-attending within 3 months - Adults	5	43	11.6%	14.5%	15.7%	15.9%
% of FP17s for the same patient ID Re-attending between 3 & 9 months - Children	249	367	67.8%	59.6%	60.6%	58.1%
% of FP17s for the same patient ID Re-attending between 3 & 9 months - Adults	19	43	44.2%	51.0%	52.0%	50.6%
% of FP17s for Band 1 Urgent Courses	13	370	3.5%	10.3%	9.6%	9.1%
% of FP17s Relating to Free Repair or Replacements	0	370	0.0%	0.9%	0.7%	0.8%
% of FP17s Relating to Continuations	0	370	0.0%	1.1%	1.0%	1.1%
% of Patients satisfied with the dentistry they have received	2	4	N/A	91.9%	91.6%	91.4%
% of Patients satisfied with the time they had to wait for an appointment	4	4	N/A	86.7%	87.9%	87.7%

* This is based on patients treated on this contract for their most recent course of treatment. Figures in italics indicate the base number of FP17s or Patient Questionnaire responses are less than 100. N/A is shown where the base number of responses is less than 10 during the period. % is calculated as Quantity/Base number*100

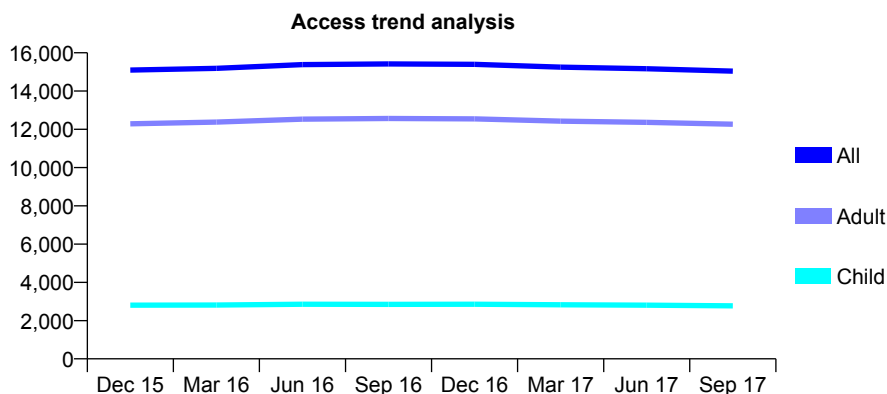
Q66 - Vital Signs At a Glance Contract Report for 175064/0001 - September 2017

Name or company name	Milehouse Dental Care Ltd
Contract type name	GDS Contract
Purpose of contract	General
Contract start date	01/09/2012
Contract end date	

17/18 Contracted general activity (UDA)	40,396
Carry forward general activity (UDA)	-170
17/18 Contracted orthodontic activity (UOA)	0
Carry forward orthodontic activity (UOA)	0
Baseline contract value	£1,081,738.39

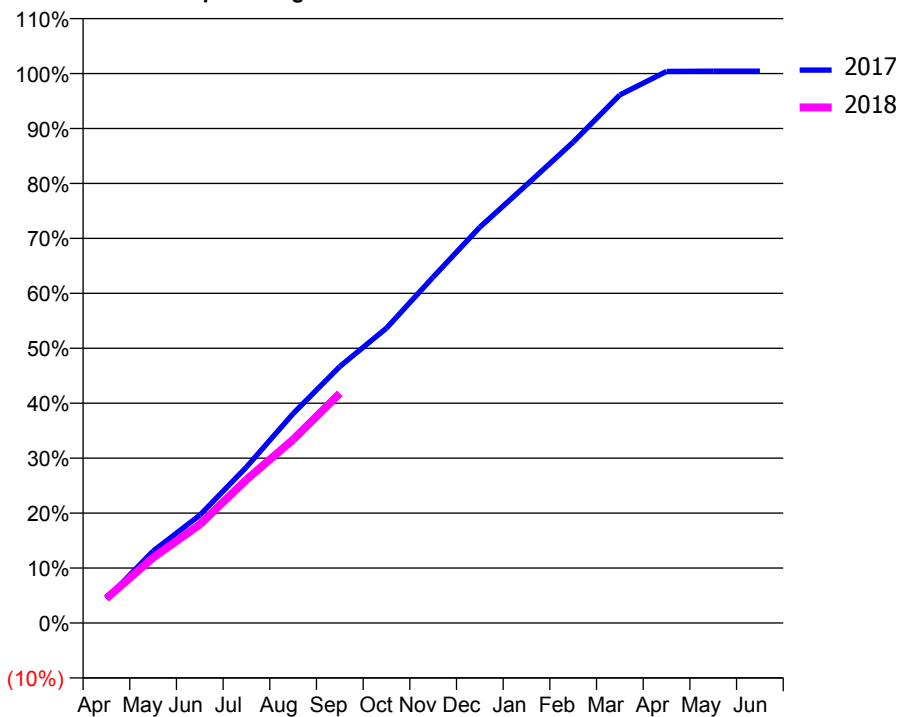
ACCESS*

Patients seen in 24 months	Total	Change since previous quarter
Quarter ending September 2016	15,415	
Quarter ending December 2016	15,398	→
Quarter ending March 2017	15,251	→
Quarter ending June 2017	15,170	→
Quarter ending September 2017	15,042	→
Variance since September 2016	(2.4%)	↓



ACTIVITY

Cumulative percentage of contracted UDA delivered 2017 & 2018



Adjusted Scheduled Activity (UDA)

Month	2017	2018
April	1,765	1,806
May	5,287	4,812
June	7,926	7,241
July	11,465	10,542
August	15,394	13,483
September	18,854	16,881
October	21,682	
November	25,438	
December	29,099	
January	32,205	
February	35,353	
March	38,825	
April	40,553	
May	40,566	
June	40,566	

QUALITY

	Quantity	Base Number	Contract	AT	Region	England
% of FP17s for the same patient ID Re-attending within 3 months - Children	153	2,419	6.3%	10.0%	11.4%	11.9%
% of FP17s for the same patient ID Re-attending within 3 months - Adults	1,067	7,743	13.8%	14.5%	15.7%	15.9%
% of FP17s for the same patient ID Re-attending between 3 & 9 months - Children	1,857	2,419	76.8%	59.6%	60.6%	58.1%
% of FP17s for the same patient ID Re-attending between 3 & 9 months - Adults	2,412	7,743	31.2%	51.0%	52.0%	50.6%
% of FP17s for Band 1 Urgent Courses	782	9,232	8.5%	10.3%	9.6%	9.1%
% of FP17s Relating to Free Repair or Replacements	77	9,232	0.8%	0.9%	0.7%	0.8%
% of FP17s Relating to Continuations	74	9,232	0.8%	1.1%	1.0%	1.1%
% of Patients satisfied with the dentistry they have received	36	37	97.3%	91.9%	91.6%	91.4%
% of Patients satisfied with the time they had to wait for an appointment	35	37	94.6%	86.7%	87.9%	87.7%

* This is based on patients treated on this contract for their most recent course of treatment. Figures in italics indicate the base number of FP17s or Patient Questionnaire responses are less than 100. N/A is shown where the base number of responses is less than 10 during the period. % is calculated as Quantity/Base number*100

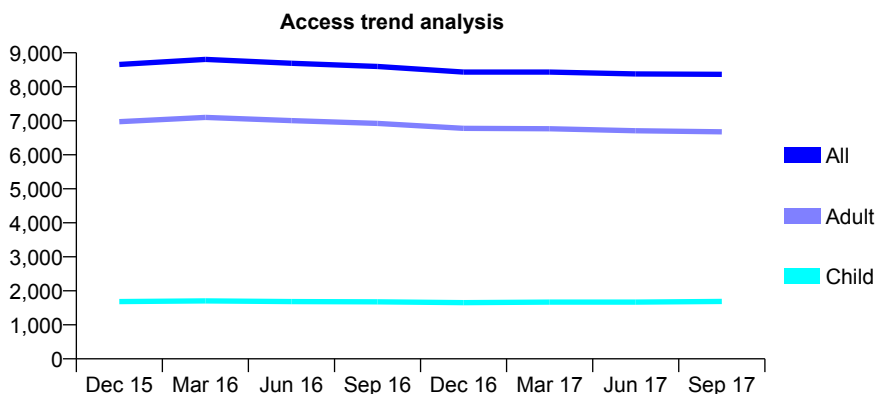
Q66 - Vital Signs At a Glance Contract Report for 175617/0001 - September 2017

Name or company name	Mr J Nuttall & Dr T Hodges
Contract type name	GDS Contract
Purpose of contract	General
Contract start date	01/04/2014
Contract end date	

17/18 Contracted general activity (UDA)	21,000
Carry forward general activity (UDA)	143
17/18 Contracted orthodontic activity (UOA)	0
Carry forward orthodontic activity (UOA)	0
Baseline contract value	£536,239.70

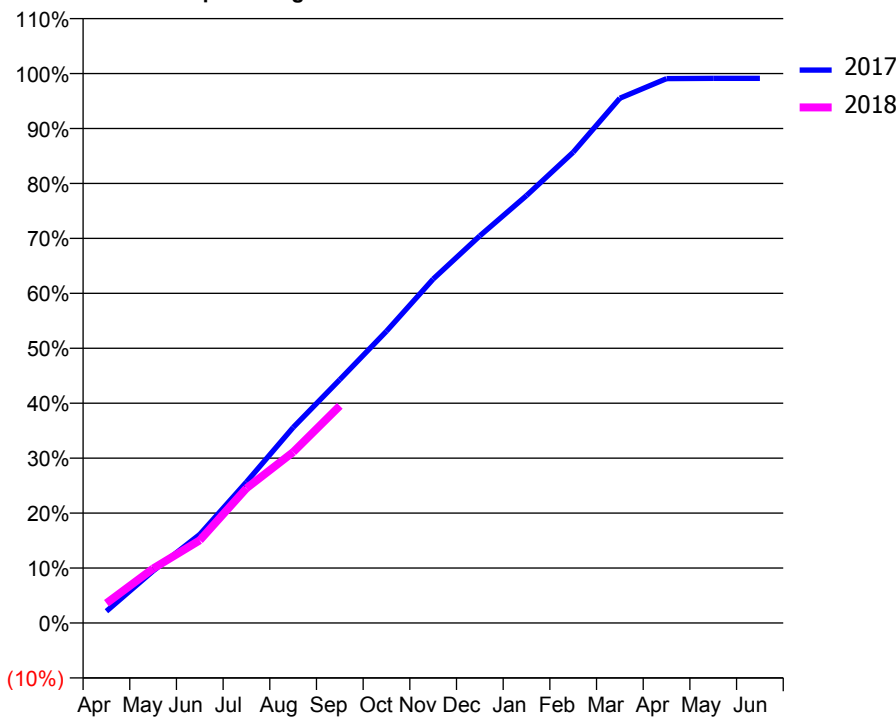
ACCESS*

Patients seen in 24 months	Total	Change since previous quarter
Quarter ending September 2016	8,599	
Quarter ending December 2016	8,434	↓
Quarter ending March 2017	8,435	→
Quarter ending June 2017	8,377	→
Quarter ending September 2017	8,367	→
Variance since September 2016	(2.7%)	↓



ACTIVITY

Cumulative percentage of contracted UDA delivered 2017 & 2018



Adjusted Scheduled Activity (UDA)

Month	2017	2018
April	453	757
May	1,991	2,084
June	3,388	3,161
July	5,391	5,147
August	7,474	6,533
September	9,301	8,301
October	11,154	
November	13,146	
December	14,796	
January	16,334	
February	17,991	
March	20,056	
April	20,807	
May	20,817	
June	20,817	

QUALITY

	Quantity	Base Number	Contract	AT	Region	England
% of FP17s for the same patient ID Re-attending within 3 months - Children	64	1,176	5.4%	10.0%	11.4%	11.9%
% of FP17s for the same patient ID Re-attending within 3 months - Adults	729	4,571	15.9%	14.5%	15.7%	15.9%
% of FP17s for the same patient ID Re-attending between 3 & 9 months - Children	685	1,176	58.2%	59.6%	60.6%	58.1%
% of FP17s for the same patient ID Re-attending between 3 & 9 months - Adults	2,220	4,571	48.6%	51.0%	52.0%	50.6%
% of FP17s for Band 1 Urgent Courses	410	4,398	9.3%	10.3%	9.6%	9.1%
% of FP17s Relating to Free Repair or Replacements	25	4,398	0.6%	0.9%	0.7%	0.8%
% of FP17s Relating to Continuations	26	4,398	0.6%	1.1%	1.0%	1.1%
% of Patients satisfied with the dentistry they have received	20	22	90.9%	91.9%	91.6%	91.4%
% of Patients satisfied with the time they had to wait for an appointment	18	22	81.8%	86.7%	87.9%	87.7%

* This is based on patients treated on this contract for their most recent course of treatment. Figures in italics indicate the base number of FP17s or Patient Questionnaire responses are less than 100. N/A is shown where the base number of responses is less than 10 during the period. % is calculated as Quantity/Base number*100

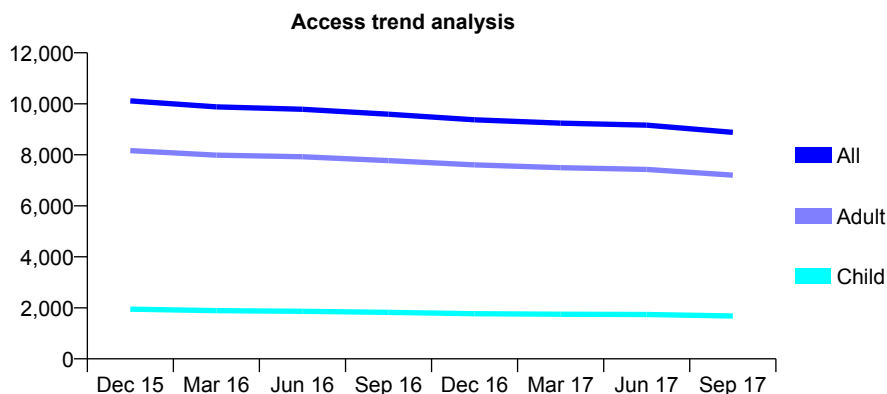
Q66 - Vital Signs At a Glance Contract Report for 175986/0001 - September 2017

Name or company name	DEN DENTAL GROUP PRACTICE LLP
Contract type name	GDS Contract
Purpose of contract	General
Contract start date	01/06/2011
Contract end date	

17/18 Contracted general activity (UDA)	26,014
Carry forward general activity (UDA)	139
17/18 Contracted orthodontic activity (UOA)	0
Carry forward orthodontic activity (UOA)	0
Baseline contract value	£829,773.23

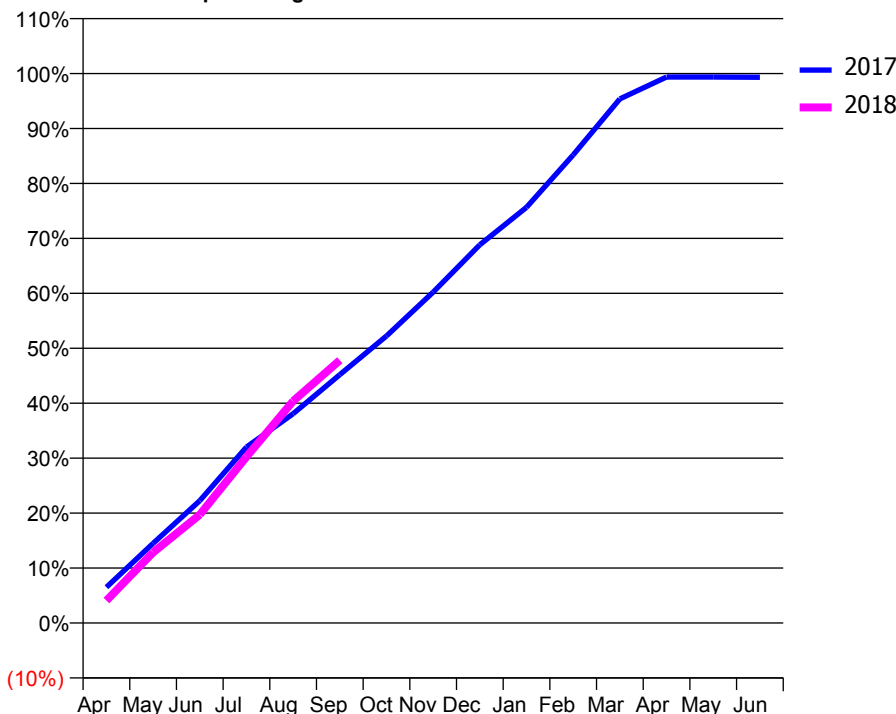
ACCESS*

Patients seen in 24 months	Total	Change since previous quarter
Quarter ending September 2016	9,593	
Quarter ending December 2016	9,373	↓
Quarter ending March 2017	9,243	↓
Quarter ending June 2017	9,164	→
Quarter ending September 2017	8,883	↓
Variance since September 2016	(7.4%)	↓



ACTIVITY

Cumulative percentage of contracted UDA delivered 2017 & 2018



Month	Adjusted Scheduled Activity (UDA)	
	2017	2018
April	1,695	1,066
May	3,770	3,344
June	5,789	5,127
July	8,329	7,869
August	9,910	10,509
September	11,761	12,440
October	13,591	
November	15,662	
December	17,904	
January	19,680	
February	22,163	
March	24,809	
April	25,849	
May	25,849	
June	25,834	

QUALITY

	Quantity	Base Number	Contract	AT	Region	England
% of FP17s for the same patient ID Re-attending within 3 months - Children	63	1,293	4.9%	10.0%	11.4%	11.9%
% of FP17s for the same patient ID Re-attending within 3 months - Adults	681	5,122	13.3%	14.5%	15.7%	15.9%
% of FP17s for the same patient ID Re-attending between 3 & 9 months - Children	741	1,293	57.3%	59.6%	60.6%	58.1%
% of FP17s for the same patient ID Re-attending between 3 & 9 months - Adults	2,750	5,122	53.7%	51.0%	52.0%	50.6%
% of FP17s for Band 1 Urgent Courses	440	6,001	7.3%	10.3%	9.6%	9.1%
% of FP17s Relating to Free Repair or Replacements	60	6,001	1.0%	0.9%	0.7%	0.8%
% of FP17s Relating to Continuations	45	6,001	0.7%	1.1%	1.0%	1.1%
% of Patients satisfied with the dentistry they have received	28	29	96.6%	91.9%	91.6%	91.4%
% of Patients satisfied with the time they had to wait for an appointment	25	29	86.2%	86.7%	87.9%	87.7%

* This is based on patients treated on this contract for their most recent course of treatment. Figures in italics indicate the base number of FP17s or Patient Questionnaire responses are less than 100. N/A is shown where the base number of responses is less than 10 during the period. % is calculated as Quantity/Base number*100

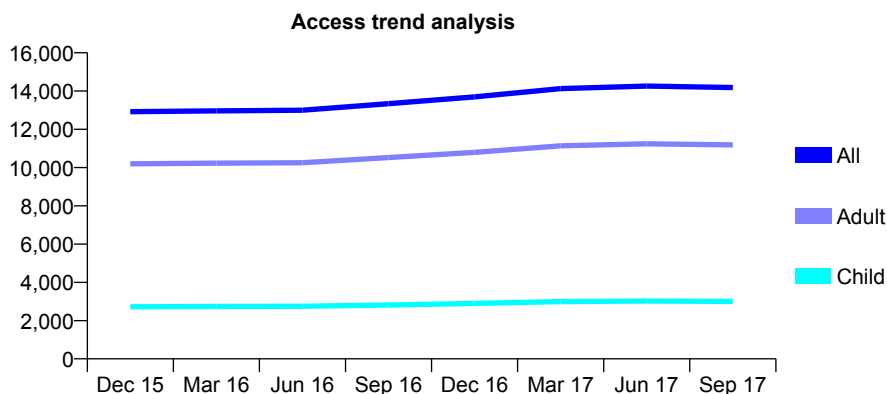
Q66 - Vital Signs At a Glance Contract Report for 175986/0002 - September 2017

Name or company name	DEN DENTAL GROUP PRACTICE LLP
Contract type name	GDS Contract
Purpose of contract	General
Contract start date	01/06/2011
Contract end date	

17/18 Contracted general activity (UDA)	34,870
Carry forward general activity (UDA)	801
17/18 Contracted orthodontic activity (UOA)	0
Carry forward orthodontic activity (UOA)	0
Baseline contract value	£1,072,028.51

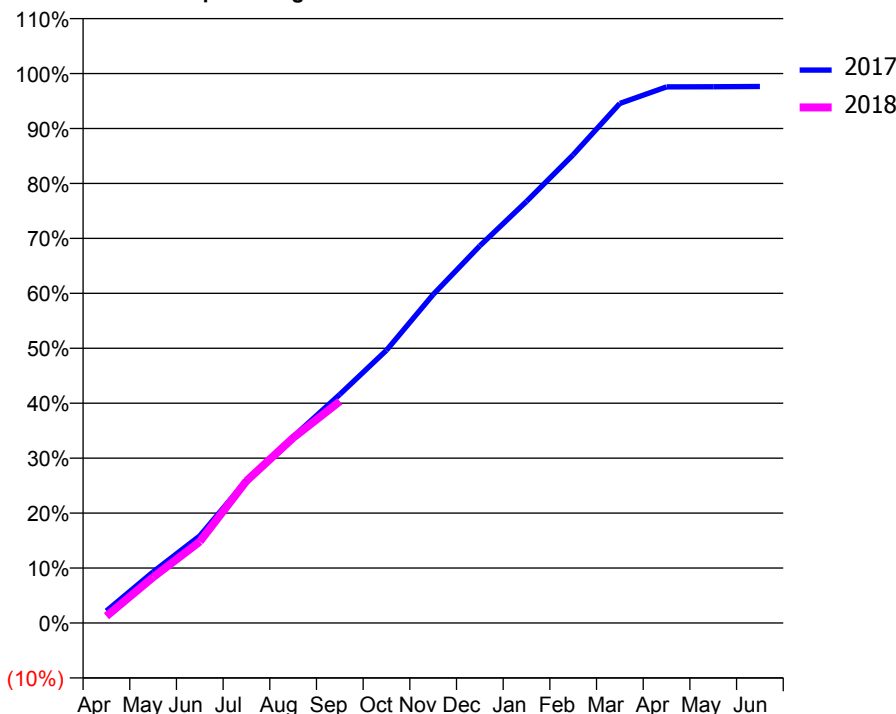
ACCESS*

Patients seen in 24 months	Total	Change since previous quarter
Quarter ending September 2016	13,337	
Quarter ending December 2016	13,697	↑
Quarter ending March 2017	14,129	↑
Quarter ending June 2017	14,260	→
Quarter ending September 2017	14,187	→
Variance since September 2016	6.4%	↑



ACTIVITY

Cumulative percentage of contracted UDA delivered 2017 & 2018



Month	Adjusted Scheduled Activity (UDA)	
	2017	2018
April	767	440
May	3,243	2,909
June	5,534	5,166
July	9,048	9,014
August	11,820	11,752
September	14,505	14,068
October	17,306	
November	20,850	
December	23,937	
January	26,755	
February	29,718	
March	32,972	
April	34,019	
May	34,033	
June	34,049	

QUALITY

	Quantity	Base Number	Contract	AT	Region	England
% of FP17s for the same patient ID Re-attending within 3 months - Children	140	1,988	7.0%	10.0%	11.4%	11.9%
% of FP17s for the same patient ID Re-attending within 3 months - Adults	1,076	7,311	14.7%	14.5%	15.7%	15.9%
% of FP17s for the same patient ID Re-attending between 3 & 9 months - Children	913	1,988	45.9%	59.6%	60.6%	58.1%
% of FP17s for the same patient ID Re-attending between 3 & 9 months - Adults	3,333	7,311	45.6%	51.0%	52.0%	50.6%
% of FP17s for Band 1 Urgent Courses	926	8,706	10.6%	10.3%	9.6%	9.1%
% of FP17s Relating to Free Repair or Replacements	121	8,706	1.4%	0.9%	0.7%	0.8%
% of FP17s Relating to Continuations	69	8,706	0.8%	1.1%	1.0%	1.1%
% of Patients satisfied with the dentistry they have received	25	27	92.6%	91.9%	91.6%	91.4%
% of Patients satisfied with the time they had to wait for an appointment	23	27	85.2%	86.7%	87.9%	87.7%

* This is based on patients treated on this contract for their most recent course of treatment. Figures in italics indicate the base number of FP17s or Patient Questionnaire responses are less than 100. N/A is shown where the base number of responses is less than 10 during the period. % is calculated as Quantity/Base number*100

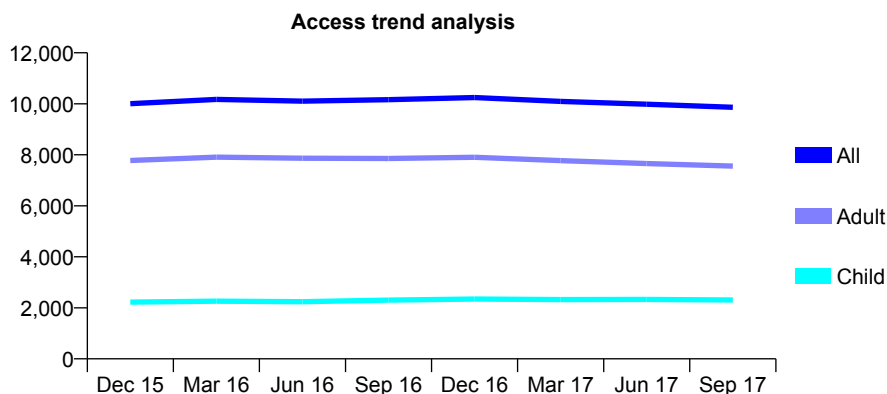
Q66 - Vital Signs At a Glance Contract Report for 175986/0004 - September 2017

Name or company name	DEN DENTAL GROUP PRACTICE LLP
Contract type name	GDS Contract
Purpose of contract	General
Contract start date	01/06/2011
Contract end date	

17/18 Contracted general activity (UDA)	28,374
Carry forward general activity (UDA)	0
17/18 Contracted orthodontic activity (UOA)	0
Carry forward orthodontic activity (UOA)	0
Baseline contract value	£784,888.69

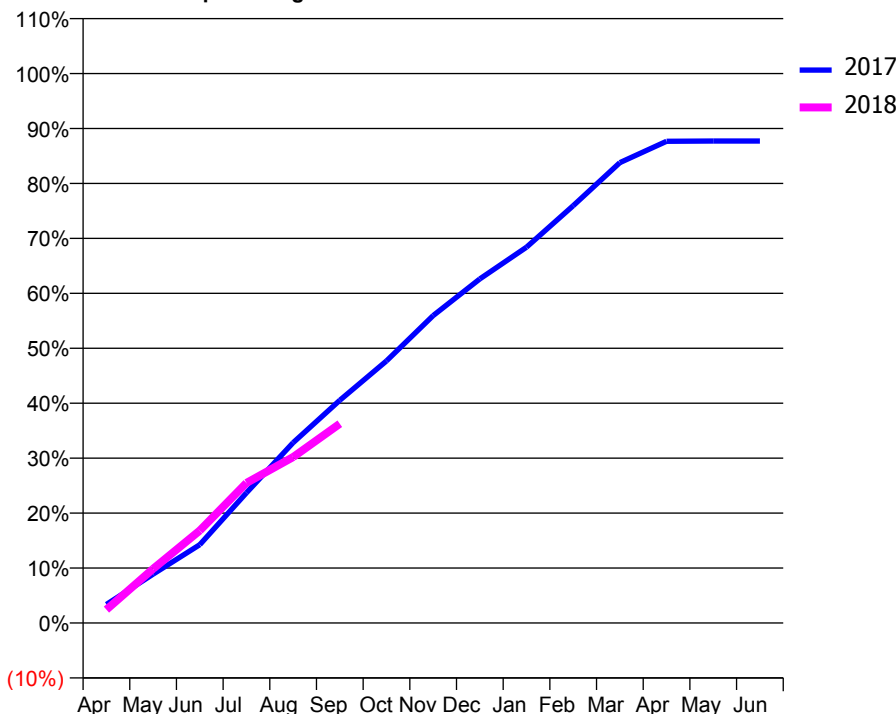
ACCESS*

Patients seen in 24 months	Total	Change since previous quarter
Quarter ending September 2016	10,162	
Quarter ending December 2016	10,247	→
Quarter ending March 2017	10,096	↓
Quarter ending June 2017	9,985	↓
Quarter ending September 2017	9,863	↓
Variance since September 2016	(2.9%)	↓



ACTIVITY

Cumulative percentage of contracted UDA delivered 2017 & 2018



Adjusted Scheduled Activity (UDA)

Month	2017	2018
April	960	694
May	2,527	2,802
June	4,047	4,776
July	6,724	7,232
August	9,311	8,568
September	11,504	10,291
October	13,537	
November	15,873	
December	17,771	
January	19,404	
February	21,546	
March	23,772	
April	24,875	
May	24,888	
June	24,889	

QUALITY

	Quantity	Base Number	Contract	AT	Region	England
% of FP17s for the same patient ID Re-attending within 3 months - Children	116	1,739	6.7%	10.0%	11.4%	11.9%
% of FP17s for the same patient ID Re-attending within 3 months - Adults	577	4,889	11.8%	14.5%	15.7%	15.9%
% of FP17s for the same patient ID Re-attending between 3 & 9 months - Children	1,059	1,739	60.9%	59.6%	60.6%	58.1%
% of FP17s for the same patient ID Re-attending between 3 & 9 months - Adults	2,717	4,889	55.6%	51.0%	52.0%	50.6%
% of FP17s for Band 1 Urgent Courses	558	6,005	9.3%	10.3%	9.6%	9.1%
% of FP17s Relating to Free Repair or Replacements	65	6,005	1.1%	0.9%	0.7%	0.8%
% of FP17s Relating to Continuations	36	6,005	0.6%	1.1%	1.0%	1.1%
% of Patients satisfied with the dentistry they have received	9	10	90.0%	91.9%	91.6%	91.4%
% of Patients satisfied with the time they had to wait for an appointment	10	10	100.0%	86.7%	87.9%	87.7%

* This is based on patients treated on this contract for their most recent course of treatment. Figures in italics indicate the base number of FP17s or Patient Questionnaire responses are less than 100. N/A is shown where the base number of responses is less than 10 during the period. % is calculated as Quantity/Base number*100

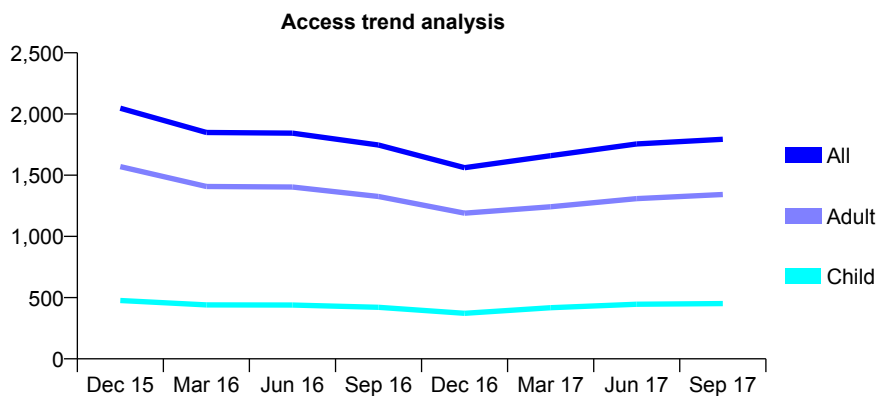
Q66 - Vital Signs At a Glance Contract Report for 175986/0005 - September 2017

Name or company name	DEN DENTAL GROUP PRACTICE LLP
Contract type name	GDS Contract
Purpose of contract	General
Contract start date	01/06/2011
Contract end date	

17/18 Contracted general activity (UDA)	4,676
Carry forward general activity (UDA)	178
17/18 Contracted orthodontic activity (UOA)	0
Carry forward orthodontic activity (UOA)	0
Baseline contract value	£120,612.28

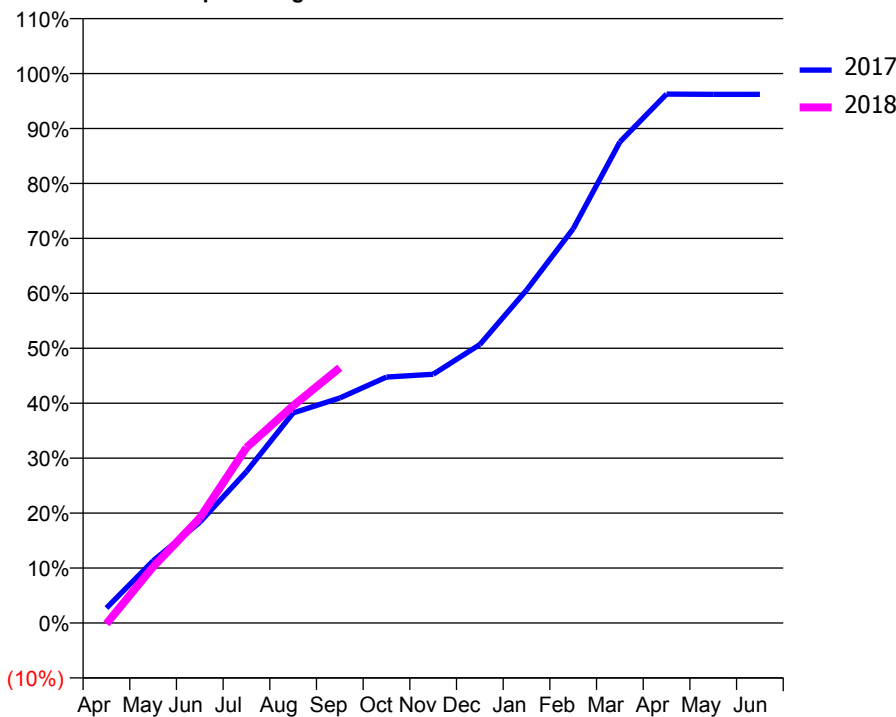
ACCESS*

Patients seen in 24 months	Total	Change since previous quarter
Quarter ending September 2016	1,747	
Quarter ending December 2016	1,562	↓
Quarter ending March 2017	1,660	↑
Quarter ending June 2017	1,755	↑
Quarter ending September 2017	1,794	↑
Variance since September 2016	2.7%	↑



ACTIVITY

Cumulative percentage of contracted UDA delivered 2017 & 2018



Month	Adjusted Scheduled Activity (UDA)	
	2017	2018
April	128	-8
May	530	479
June	857	894
July	1,289	1,492
August	1,788	1,849
September	1,915	2,173
October	2,093	
November	2,117	
December	2,370	
January	2,833	
February	3,355	
March	4,094	
April	4,501	
May	4,498	
June	4,498	

QUALITY

	Quantity	Base Number	Contract	AT	Region	England
% of FP17s for the same patient ID Re-attending within 3 months - Children	32	338	9.5%	10.0%	11.4%	11.9%
% of FP17s for the same patient ID Re-attending within 3 months - Adults	122	994	12.3%	14.5%	15.7%	15.9%
% of FP17s for the same patient ID Re-attending between 3 & 9 months - Children	171	338	50.6%	59.6%	60.6%	58.1%
% of FP17s for the same patient ID Re-attending between 3 & 9 months - Adults	433	994	43.6%	51.0%	52.0%	50.6%
% of FP17s for Band 1 Urgent Courses	49	1,196	4.1%	10.3%	9.6%	9.1%
% of FP17s Relating to Free Repair or Replacements	21	1,196	1.8%	0.9%	0.7%	0.8%
% of FP17s Relating to Continuations	20	1,196	1.7%	1.1%	1.0%	1.1%
% of Patients satisfied with the dentistry they have received	7	7	N/A	91.9%	91.6%	91.4%
% of Patients satisfied with the time they had to wait for an appointment	4	7	N/A	86.7%	87.9%	87.7%

* This is based on patients treated on this contract for their most recent course of treatment. Figures in italics indicate the base number of FP17s or Patient Questionnaire responses are less than 100. N/A is shown where the base number of responses is less than 10 during the period. % is calculated as Quantity/Base number*100

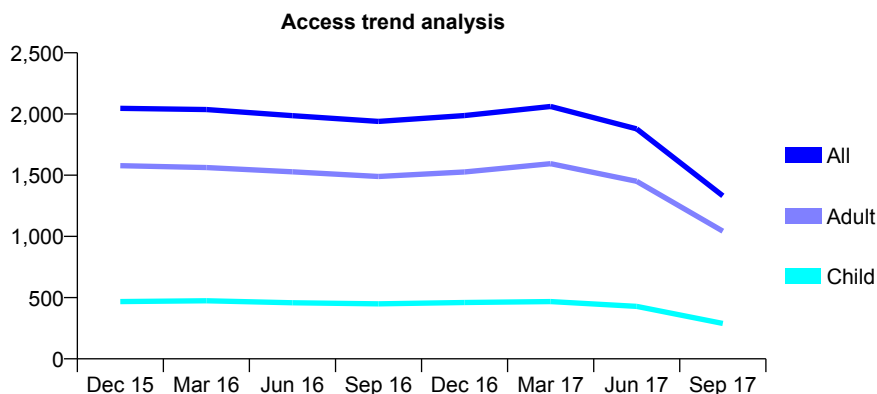
Q66 - Vital Signs At a Glance Contract Report for 175986/0006 - September 2017

Name or company name	DEN DENTAL GROUP PRACTICE LLP
Contract type name	GDS Contract
Purpose of contract	General
Contract start date	01/06/2011
Contract end date	04/06/2017

17/18 Contracted general activity (UDA)	800
Carry forward general activity (UDA)	0
17/18 Contracted orthodontic activity (UOA)	0
Carry forward orthodontic activity (UOA)	0
Baseline contract value	£21,260.11

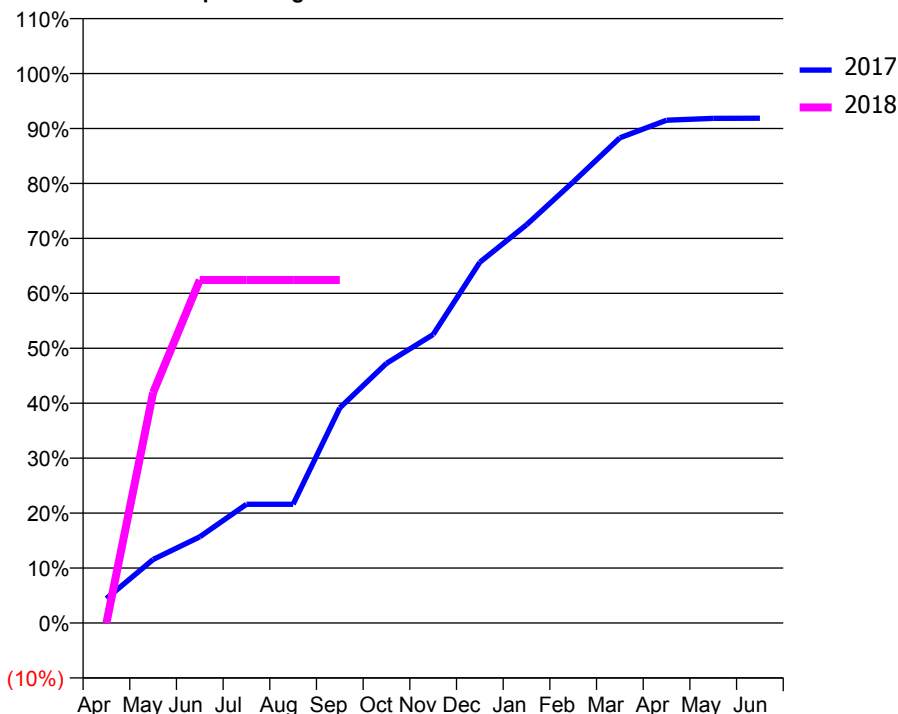
ACCESS*

Patients seen in 24 months	Total	Change since previous quarter
Quarter ending September 2016	1,939	
Quarter ending December 2016	1,987	↑
Quarter ending March 2017	2,062	↑
Quarter ending June 2017	1,879	↓
Quarter ending September 2017	1,332	↓
Variance since September 2016	(31.3%)	↓



ACTIVITY

Cumulative percentage of contracted UDA delivered 2017 & 2018



Adjusted Scheduled Activity (UDA)		
Month	2017	2018
April	201	0
May	520	335
June	706	499
July	973	499
August	973	499
September	1,762	499
October	2,126	
November	2,363	
December	2,954	
January	3,261	
February	3,612	
March	3,973	
April	4,117	
May	4,132	
June	4,133	

QUALITY

	Quantity	Base Number	Contract	AT	Region	England
% of FP17s for the same patient ID Re-attending within 3 months - Children	3	110	2.7%	10.0%	11.4%	11.9%
% of FP17s for the same patient ID Re-attending within 3 months - Adults	23	291	7.9%	14.5%	15.7%	15.9%
% of FP17s for the same patient ID Re-attending between 3 & 9 months - Children	63	110	57.3%	59.6%	60.6%	58.1%
% of FP17s for the same patient ID Re-attending between 3 & 9 months - Adults	172	291	59.1%	51.0%	52.0%	50.6%
% of FP17s for Band 1 Urgent Courses	22	300	7.3%	10.3%	9.6%	9.1%
% of FP17s Relating to Free Repair or Replacements	0	300	0.0%	0.9%	0.7%	0.8%
% of FP17s Relating to Continuations	0	300	0.0%	1.1%	1.0%	1.1%
% of Patients satisfied with the dentistry they have received	1	1	N/A	91.9%	91.6%	91.4%
% of Patients satisfied with the time they had to wait for an appointment	1	1	N/A	86.7%	87.9%	87.7%

* This is based on patients treated on this contract for their most recent course of treatment. Figures in italics indicate the base number of FP17s or Patient Questionnaire responses are less than 100. N/A is shown where the base number of responses is less than 10 during the period. % is calculated as Quantity/Base number*100

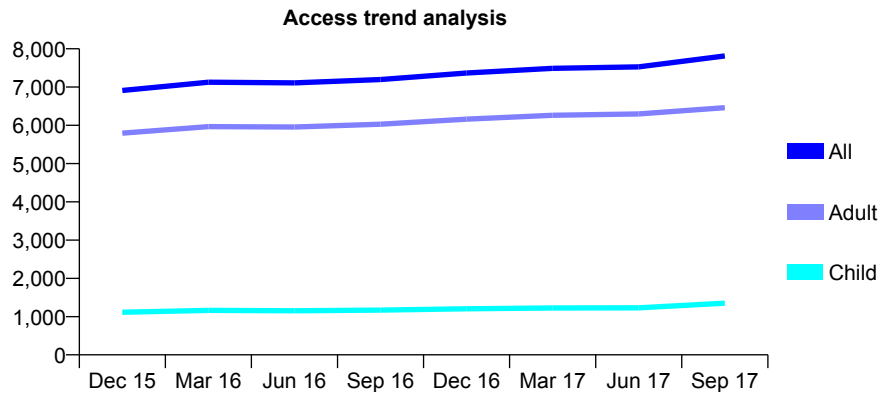
Q66 - Vital Signs At a Glance Contract Report for 175986/0007 - September 2017

Name or company name	DEN DENTAL GROUP PRACTICE LLP
Contract type name	PDS Plus Contract
Purpose of contract	General
Contract start date	01/06/2011
Contract end date	30/06/2020

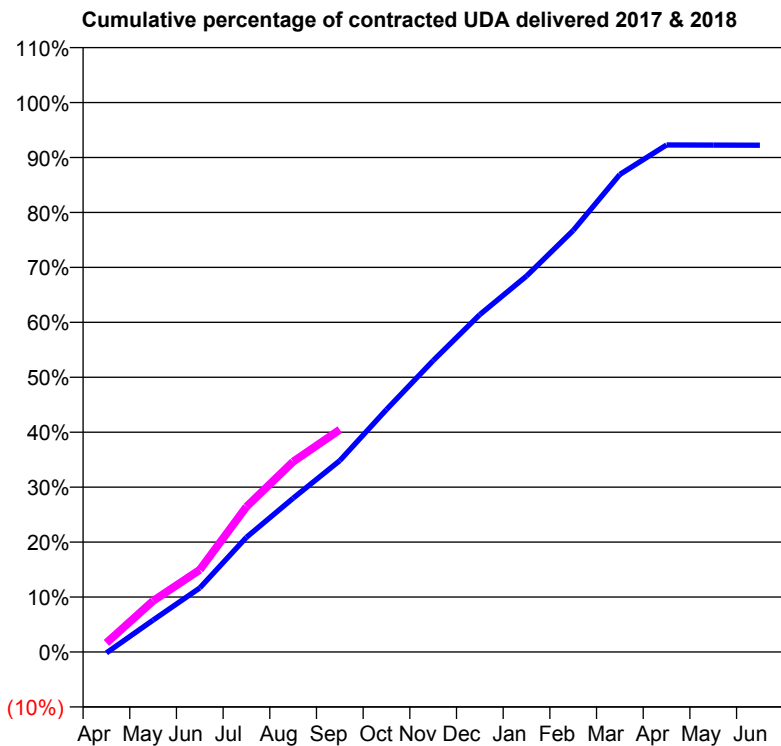
17/18 Contracted general activity (UDA)	24,000
Carry forward general activity (UDA)	175
17/18 Contracted orthodontic activity (UOA)	0
Carry forward orthodontic activity (UOA)	0
Baseline contract value	£352,741.13

ACCESS*

Patients seen in 24 months	Total	Change since previous quarter
Quarter ending September 2016	7,198	
Quarter ending December 2016	7,366	↑
Quarter ending March 2017	7,488	→
Quarter ending June 2017	7,526	→
Quarter ending September 2017	7,812	↑
Variance since September 2016	8.5%	↑



ACTIVITY



Month	Adjusted Scheduled Activity (UDA)	
	2017	2018
April	-45	397
May	1,397	2,234
June	2,799	3,592
July	5,012	6,347
August	6,721	8,313
September	8,358	9,710
October	10,589	
November	12,726	
December	14,738	
January	16,422	
February	18,413	
March	20,860	
April	22,144	
May	22,137	
June	22,135	

QUALITY

	Quantity	Base Number	Contract	AT	Region	England
% of FP17s for the same patient ID Re-attending within 3 months - Children	68	997	6.8%	10.0%	11.4%	11.9%
% of FP17s for the same patient ID Re-attending within 3 months - Adults	679	4,545	14.9%	14.5%	15.7%	15.9%
% of FP17s for the same patient ID Re-attending between 3 & 9 months - Children	505	997	50.7%	59.6%	60.6%	58.1%
% of FP17s for the same patient ID Re-attending between 3 & 9 months - Adults	2,366	4,545	52.1%	51.0%	52.0%	50.6%
% of FP17s for Band 1 Urgent Courses	478	5,011	9.5%	10.3%	9.6%	9.1%
% of FP17s Relating to Free Repair or Replacements	75	5,011	1.5%	0.9%	0.7%	0.8%
% of FP17s Relating to Continuations	12	5,011	0.2%	1.1%	1.0%	1.1%
% of Patients satisfied with the dentistry they have received	22	23	95.7%	91.9%	91.6%	91.4%
% of Patients satisfied with the time they had to wait for an appointment	22	23	95.7%	86.7%	87.9%	87.7%

* This is based on patients treated on this contract for their most recent course of treatment. Figures in italics indicate the base number of FP17s or Patient Questionnaire responses are less than 100. N/A is shown where the base number of responses is less than 10 during the period. % is calculated as Quantity/Base number*100

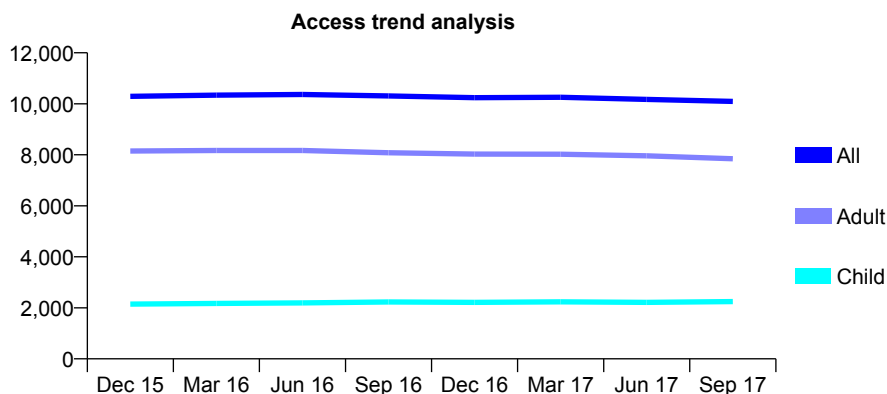
Q66 - Vital Signs At a Glance Contract Report for 175986/0008 - September 2017

Name or company name	DEN DENTAL GROUP PRACTICE LLP
Contract type name	PDS Plus Contract
Purpose of contract	General
Contract start date	01/06/2011
Contract end date	30/06/2020

17/18 Contracted general activity (UDA)	27,000
Carry forward general activity (UDA)	-178
17/18 Contracted orthodontic activity (UOA)	0
Carry forward orthodontic activity (UOA)	0
Baseline contract value	£396,834.78

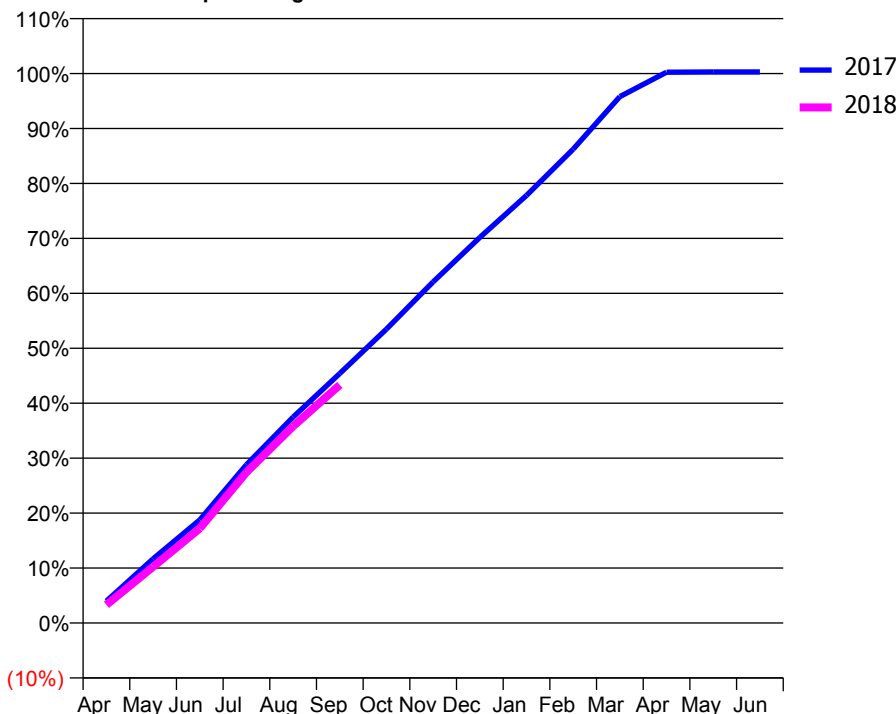
ACCESS*

Patients seen in 24 months	Total	Change since previous quarter
Quarter ending September 2016	10,310	
Quarter ending December 2016	10,243	→
Quarter ending March 2017	10,257	→
Quarter ending June 2017	10,175	→
Quarter ending September 2017	10,092	→
Variance since September 2016	(2.1%)	↓



ACTIVITY

Cumulative percentage of contracted UDA delivered 2017 & 2018



Month	Adjusted Scheduled Activity (UDA)	
	2017	2018
April	1,077	895
May	3,152	2,765
June	5,067	4,647
July	7,781	7,410
August	10,118	9,670
September	12,264	11,699
October	14,441	
November	16,764	
December	18,945	
January	21,008	
February	23,283	
March	25,865	
April	27,061	
May	27,075	
June	27,078	

QUALITY

	Quantity	Base Number	Contract	AT	Region	England
% of FP17s for the same patient ID Re-attending within 3 months - Children	95	1,821	5.2%	10.0%	11.4%	11.9%
% of FP17s for the same patient ID Re-attending within 3 months - Adults	700	5,857	12.0%	14.5%	15.7%	15.9%
% of FP17s for the same patient ID Re-attending between 3 & 9 months - Children	1,188	1,821	65.2%	59.6%	60.6%	58.1%
% of FP17s for the same patient ID Re-attending between 3 & 9 months - Adults	3,794	5,857	64.8%	51.0%	52.0%	50.6%
% of FP17s for Band 1 Urgent Courses	612	7,040	8.7%	10.3%	9.6%	9.1%
% of FP17s Relating to Free Repair or Replacements	74	7,040	1.1%	0.9%	0.7%	0.8%
% of FP17s Relating to Continuations	39	7,040	0.6%	1.1%	1.0%	1.1%
% of Patients satisfied with the dentistry they have received	30	32	93.8%	91.9%	91.6%	91.4%
% of Patients satisfied with the time they had to wait for an appointment	28	32	87.5%	86.7%	87.9%	87.7%

* This is based on patients treated on this contract for their most recent course of treatment. Figures in italics indicate the base number of FP17s or Patient Questionnaire responses are less than 100. N/A is shown where the base number of responses is less than 10 during the period. % is calculated as Quantity/Base number*100

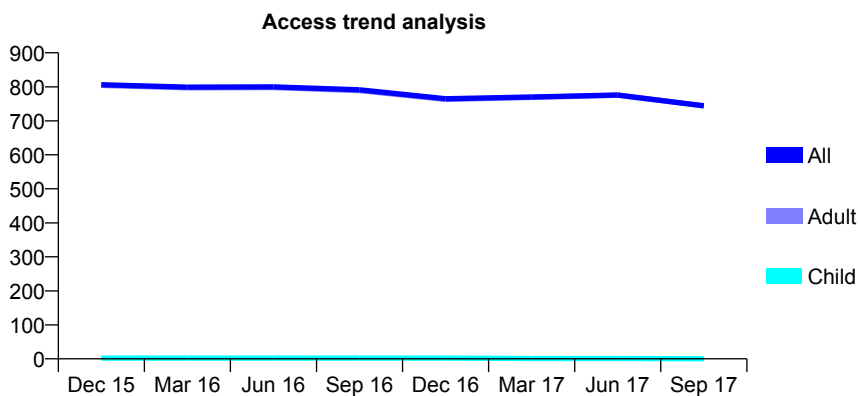
Q66 - Vital Signs At a Glance Contract Report for 175986/0009 - September 2017

Name or company name	DEN DENTAL GROUP PRACTICE LLP
Contract type name	PDS Contract
Purpose of contract	General
Contract start date	01/06/2012
Contract end date	31/05/2022

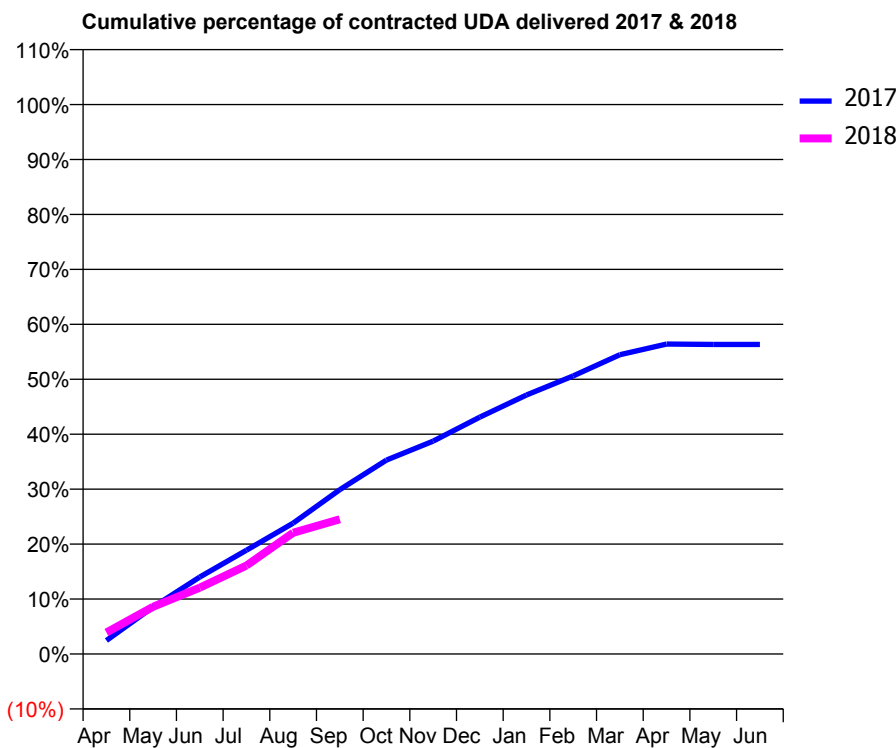
17/18 Contracted general activity (UDA)	3,000
Carry forward general activity (UDA)	0
17/18 Contracted orthodontic activity (UOA)	0
Carry forward orthodontic activity (UOA)	0
Baseline contract value	£187,329.31

ACCESS*

Patients seen in 24 months	Total	Change since previous quarter
Quarter ending September 2016	791	
Quarter ending December 2016	765	↓
Quarter ending March 2017	770	→
Quarter ending June 2017	776	→
Quarter ending September 2017	744	↓
Variance since September 2016	(5.9%)	↓



ACTIVITY



Month	Adjusted Scheduled Activity (UDA)	
	2017	2018
April	74	117
May	257	258
June	421	362
July	567	483
August	715	662
September	897	736
October	1,059	
November	1,162	
December	1,294	
January	1,414	
February	1,518	
March	1,634	
April	1,692	
May	1,690	
June	1,690	

QUALITY

	Quantity	Base Number	Contract	AT	Region	England
% of FP17s for the same patient ID Re-attending within 3 months - Children	0	1	0.0%	10.0%	11.4%	11.9%
% of FP17s for the same patient ID Re-attending within 3 months - Adults	16	277	5.8%	14.5%	15.7%	15.9%
% of FP17s for the same patient ID Re-attending between 3 & 9 months - Children	0	1	0.0%	59.6%	60.6%	58.1%
% of FP17s for the same patient ID Re-attending between 3 & 9 months - Adults	76	277	27.4%	51.0%	52.0%	50.6%
% of FP17s for Band 1 Urgent Courses	19	261	7.3%	10.3%	9.6%	9.1%
% of FP17s Relating to Free Repair or Replacements	1	261	0.4%	0.9%	0.7%	0.8%
% of FP17s Relating to Continuations	2	261	0.8%	1.1%	1.0%	1.1%
% of Patients satisfied with the dentistry they have received	1	1	N/A	91.9%	91.6%	91.4%
% of Patients satisfied with the time they had to wait for an appointment	1	1	N/A	86.7%	87.9%	87.7%

* This is based on patients treated on this contract for their most recent course of treatment. Figures in italics indicate the base number of FP17s or Patient Questionnaire responses are less than 100. N/A is shown where the base number of responses is less than 10 during the period. % is calculated as Quantity/Base number*100

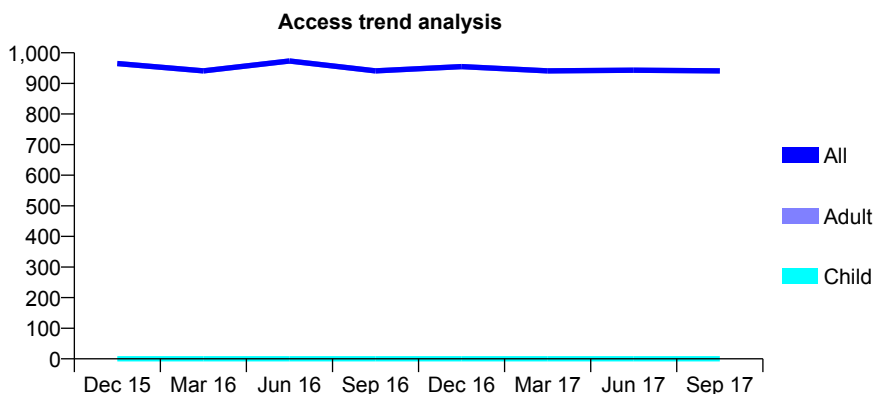
Q66 - Vital Signs At a Glance Contract Report for 176001/0001 - September 2017

Name or company name	Dental Home Visits Cornwall
Contract type name	PDS Contract
Purpose of contract	General
Contract start date	01/04/2012
Contract end date	31/03/2022

17/18 Contracted general activity (UDA)	2,388
Carry forward general activity (UDA)	-37
17/18 Contracted orthodontic activity (UOA)	0
Carry forward orthodontic activity (UOA)	0
Baseline contract value	£146,988.56

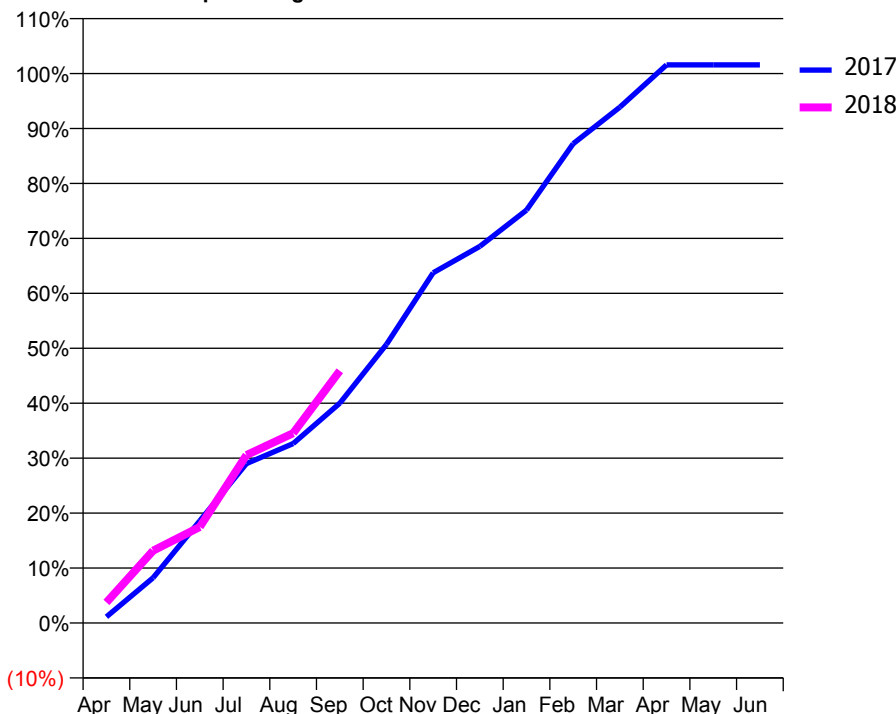
ACCESS*

Patients seen in 24 months	Total	Change since previous quarter
Quarter ending September 2016	941	
Quarter ending December 2016	955	→
Quarter ending March 2017	941	↓
Quarter ending June 2017	943	→
Quarter ending September 2017	941	→
Variance since September 2016	0.0%	→



ACTIVITY

Cumulative percentage of contracted UDA delivered 2017 & 2018



Month	Adjusted Scheduled Activity (UDA)	
	2017	2018
April	27	89
May	197	314
June	444	417
July	693	730
August	780	825
September	955	1,096
October	1,211	
November	1,522	
December	1,637	
January	1,794	
February	2,083	
March	2,242	
April	2,425	
May	2,425	
June	2,425	

QUALITY

	Quantity	Base Number	Contract	AT	Region	England
% of FP17s for the same patient ID Re-attending within 3 months - Children	0	0	N/A	10.0%	11.4%	11.9%
% of FP17s for the same patient ID Re-attending within 3 months - Adults	83	454	18.3%	14.5%	15.7%	15.9%
% of FP17s for the same patient ID Re-attending between 3 & 9 months - Children	0	0	N/A	59.6%	60.6%	58.1%
% of FP17s for the same patient ID Re-attending between 3 & 9 months - Adults	89	454	19.6%	51.0%	52.0%	50.6%
% of FP17s for Band 1 Urgent Courses	107	405	26.4%	10.3%	9.6%	9.1%
% of FP17s Relating to Free Repair or Replacements	3	405	0.7%	0.9%	0.7%	0.8%
% of FP17s Relating to Continuations	10	405	2.5%	1.1%	1.0%	1.1%
% of Patients satisfied with the dentistry they have received	2	2	N/A	91.9%	91.6%	91.4%
% of Patients satisfied with the time they had to wait for an appointment	2	2	N/A	86.7%	87.9%	87.7%

* This is based on patients treated on this contract for their most recent course of treatment. Figures in italics indicate the base number of FP17s or Patient Questionnaire responses are less than 100. N/A is shown where the base number of responses is less than 10 during the period. % is calculated as Quantity/Base number*100

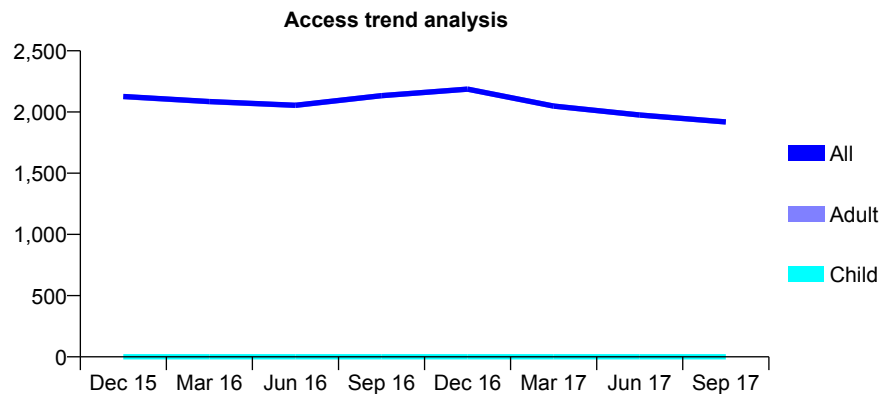
Q66 - Vital Signs At a Glance Contract Report for 176001/0002 - September 2017

Name or company name	Dental Home Visits Cornwall
Contract type name	PDS Contract
Purpose of contract	General
Contract start date	01/04/2012
Contract end date	31/03/2022

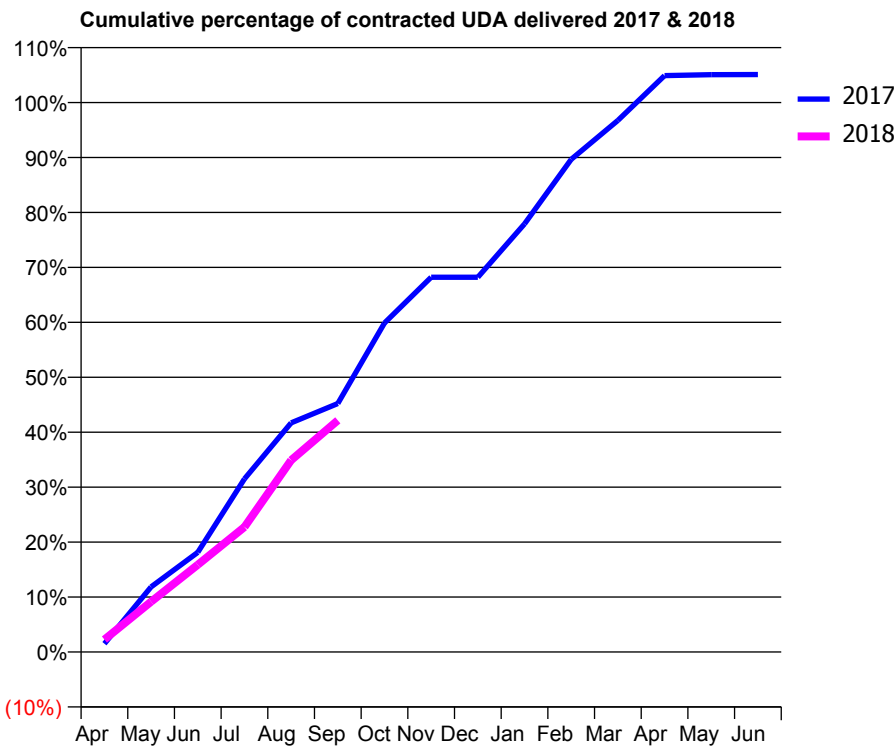
17/18 Contracted general activity (UDA)	3,816
Carry forward general activity (UDA)	-76
17/18 Contracted orthodontic activity (UOA)	0
Carry forward orthodontic activity (UOA)	0
Baseline contract value	£220,466.83

ACCESS*

Patients seen in 24 months	Total	Change since previous quarter
Quarter ending September 2016	2,133	
Quarter ending December 2016	2,187	↑
Quarter ending March 2017	2,048	↓
Quarter ending June 2017	1,975	↓
Quarter ending September 2017	1,919	↓
Variance since September 2016	(10.0%)	↓



ACTIVITY



Month	Adjusted Scheduled Activity (UDA)	
	2017	2018
April	58	87
May	452	349
June	692	606
July	1,202	869
August	1,592	1,332
September	1,725	1,609
October	2,285	
November	2,602	
December	2,602	
January	2,973	
February	3,421	
March	3,691	
April	4,003	
May	4,009	
June	4,010	

QUALITY

	Quantity	Base Number	Contract	AT	Region	England
% of FP17s for the same patient ID Re-attending within 3 months - Children	0	0	N/A	10.0%	11.4%	11.9%
% of FP17s for the same patient ID Re-attending within 3 months - Adults	91	784	11.6%	14.5%	15.7%	15.9%
% of FP17s for the same patient ID Re-attending between 3 & 9 months - Children	0	0	N/A	59.6%	60.6%	58.1%
% of FP17s for the same patient ID Re-attending between 3 & 9 months - Adults	189	784	24.1%	51.0%	52.0%	50.6%
% of FP17s for Band 1 Urgent Courses	109	692	15.8%	10.3%	9.6%	9.1%
% of FP17s Relating to Free Repair or Replacements	6	692	0.9%	0.9%	0.7%	0.8%
% of FP17s Relating to Continuations	2	692	0.3%	1.1%	1.0%	1.1%
% of Patients satisfied with the dentistry they have received	8	8	N/A	91.9%	91.6%	91.4%
% of Patients satisfied with the time they had to wait for an appointment	8	8	N/A	86.7%	87.9%	87.7%

* This is based on patients treated on this contract for their most recent course of treatment. Figures in italics indicate the base number of FP17s or Patient Questionnaire responses are less than 100. N/A is shown where the base number of responses is less than 10 during the period. % is calculated as Quantity/Base number*100

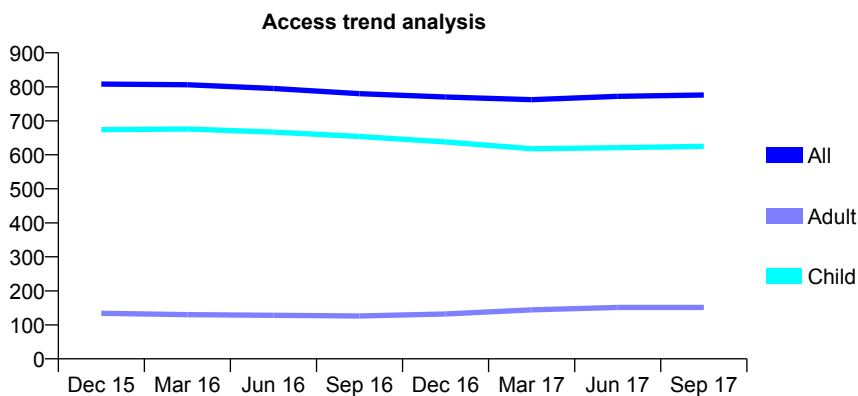
Q66 - Vital Signs At a Glance Contract Report for 177091/0001 - September 2017

Name or company name	Highland Dental Care Ltd
Contract type name	GDS Contract
Purpose of contract	General
Contract start date	01/08/2007
Contract end date	

17/18 Contracted general activity (UDA)	1,537
Carry forward general activity (UDA)	8
17/18 Contracted orthodontic activity (UOA)	0
Carry forward orthodontic activity (UOA)	0
Baseline contract value	£37,640.04

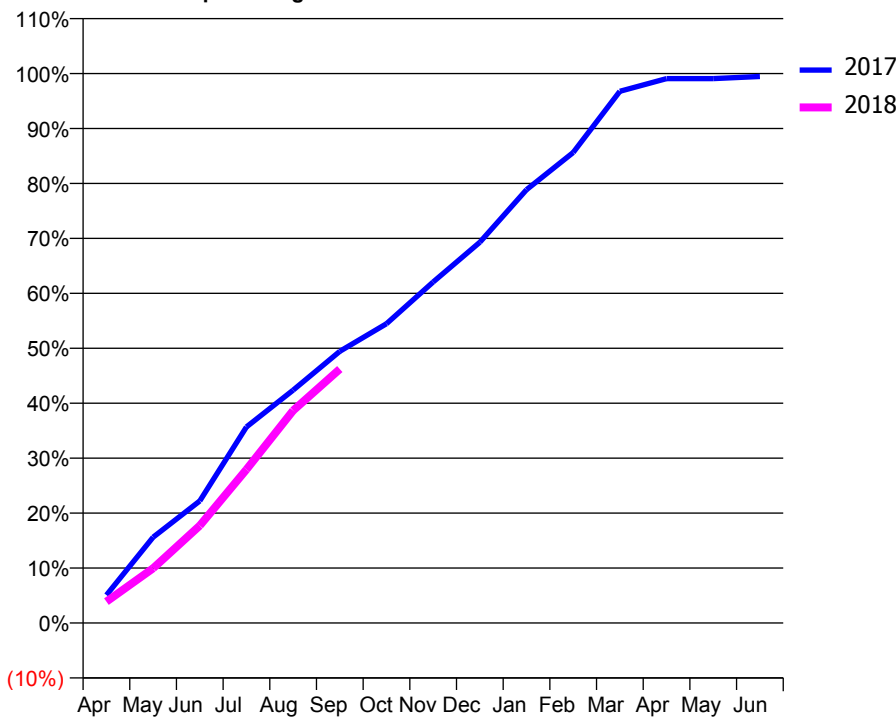
ACCESS*

Patients seen in 24 months	Total	Change since previous quarter
Quarter ending September 2016	780	
Quarter ending December 2016	770	↓
Quarter ending March 2017	762	↓
Quarter ending June 2017	772	→
Quarter ending September 2017	776	→
Variance since September 2016	(0.5%)	→



ACTIVITY

Cumulative percentage of contracted UDA delivered 2017 & 2018



Adjusted Scheduled Activity (UDA)

Month	2017	2018
April	78	60
May	240	153
June	342	272
July	549	429
August	652	594
September	760	710
October	837	
November	954	
December	1,065	
January	1,212	
February	1,316	
March	1,487	
April	1,523	
May	1,523	
June	1,529	

QUALITY

	Quantity	Base Number	Contract	AT	Region	England
% of FP17s for the same patient ID Re-attending within 3 months - Children	22	498	4.4%	10.0%	11.4%	11.9%
% of FP17s for the same patient ID Re-attending within 3 months - Adults	6	72	8.3%	14.5%	15.7%	15.9%
% of FP17s for the same patient ID Re-attending between 3 & 9 months - Children	257	498	51.6%	59.6%	60.6%	58.1%
% of FP17s for the same patient ID Re-attending between 3 & 9 months - Adults	24	72	33.3%	51.0%	52.0%	50.6%
% of FP17s for Band 1 Urgent Courses	2	533	0.4%	10.3%	9.6%	9.1%
% of FP17s Relating to Free Repair or Replacements	1	533	0.2%	0.9%	0.7%	0.8%
% of FP17s Relating to Continuations	0	533	0.0%	1.1%	1.0%	1.1%
% of Patients satisfied with the dentistry they have received	2	2	N/A	91.9%	91.6%	91.4%
% of Patients satisfied with the time they had to wait for an appointment	2	2	N/A	86.7%	87.9%	87.7%

* This is based on patients treated on this contract for their most recent course of treatment. Figures in italics indicate the base number of FP17s or Patient Questionnaire responses are less than 100. N/A is shown where the base number of responses is less than 10 during the period. % is calculated as Quantity/Base number*100

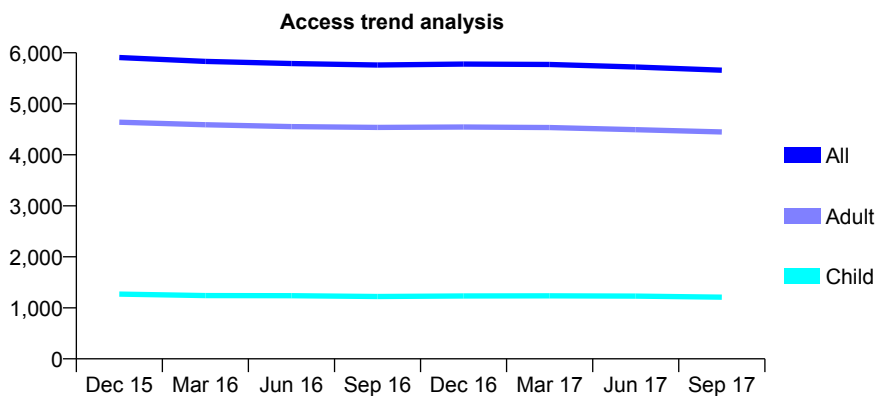
Q66 - Vital Signs At a Glance Contract Report for 178500/0001 - September 2017

Name or company name	Addy Dental Care Ltd
Contract type name	GDS Contract
Purpose of contract	General
Contract start date	01/05/2008
Contract end date	

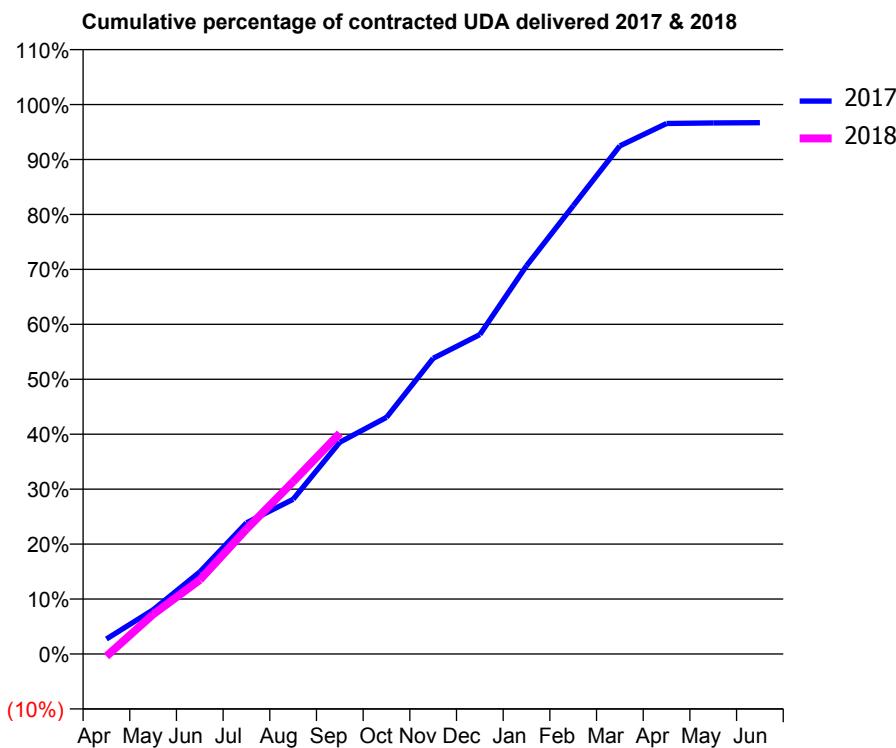
17/18 Contracted general activity (UDA)	17,018
Carry forward general activity (UDA)	561
17/18 Contracted orthodontic activity (UOA)	0
Carry forward orthodontic activity (UOA)	0
Baseline contract value	£500,559.72

ACCESS*

Patients seen in 24 months	Total	Change since previous quarter
Quarter ending September 2016	5,760	
Quarter ending December 2016	5,778	→
Quarter ending March 2017	5,770	→
Quarter ending June 2017	5,722	→
Quarter ending September 2017	5,659	↓
Variance since September 2016	(1.8%)	↓



ACTIVITY



Month	Adjusted Scheduled Activity (UDA)	
	2017	2018
April	464	-72
May	1,367	1,228
June	2,541	2,295
July	4,063	3,867
August	4,791	5,339
September	6,559	6,837
October	7,326	
November	9,157	
December	9,892	
January	12,025	
February	13,883	
March	15,735	
April	16,430	
May	16,447	
June	16,457	

QUALITY

	Quantity	Base Number	Contract	AT	Region	England
% of FP17s for the same patient ID Re-attending within 3 months - Children	58	906	6.4%	10.0%	11.4%	11.9%
% of FP17s for the same patient ID Re-attending within 3 months - Adults	402	3,148	12.8%	14.5%	15.7%	15.9%
% of FP17s for the same patient ID Re-attending between 3 & 9 months - Children	607	906	67.0%	59.6%	60.6%	58.1%
% of FP17s for the same patient ID Re-attending between 3 & 9 months - Adults	1,910	3,148	60.7%	51.0%	52.0%	50.6%
% of FP17s for Band 1 Urgent Courses	283	3,680	7.7%	10.3%	9.6%	9.1%
% of FP17s Relating to Free Repair or Replacements	53	3,680	1.4%	0.9%	0.7%	0.8%
% of FP17s Relating to Continuations	49	3,680	1.3%	1.1%	1.0%	1.1%
% of Patients satisfied with the dentistry they have received	14	15	93.3%	91.9%	91.6%	91.4%
% of Patients satisfied with the time they had to wait for an appointment	15	15	100.0%	86.7%	87.9%	87.7%

* This is based on patients treated on this contract for their most recent course of treatment. Figures in italics indicate the base number of FP17s or Patient Questionnaire responses are less than 100. N/A is shown where the base number of responses is less than 10 during the period. % is calculated as Quantity/Base number*100

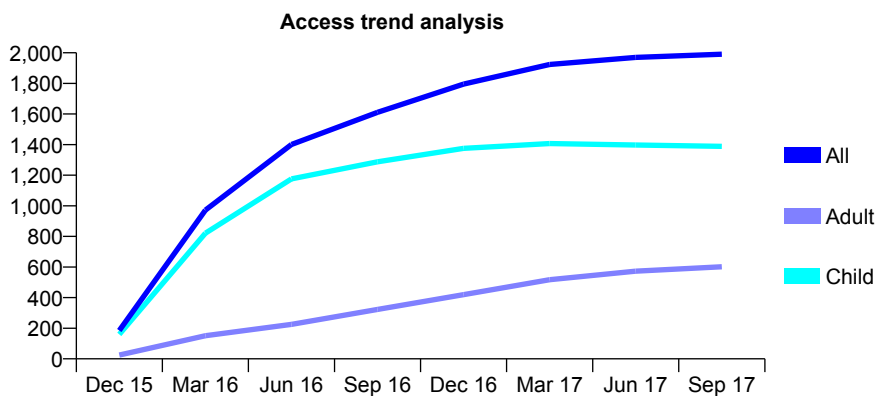
Q66 - Vital Signs At a Glance Contract Report for 178926/0001 - September 2017

Name or company name	Madford Lane Partnership
Contract type name	GDS Contract
Purpose of contract	General
Contract start date	01/12/2015
Contract end date	

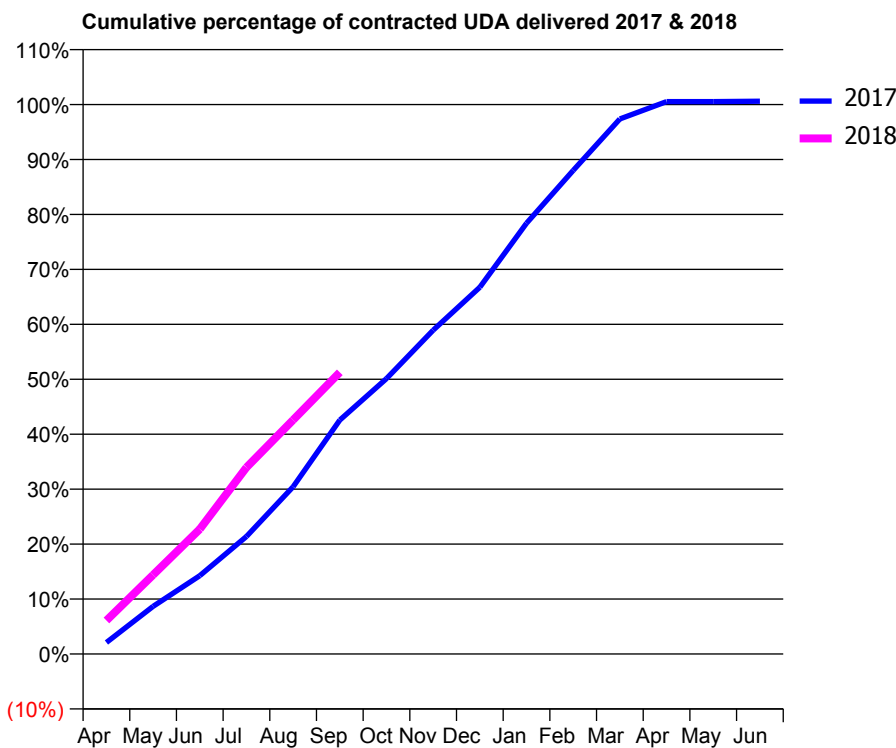
17/18 Contracted general activity (UDA)	4,250
Carry forward general activity (UDA)	-26
17/18 Contracted orthodontic activity (UOA)	0
Carry forward orthodontic activity (UOA)	0
Baseline contract value	£108,303.72

ACCESS*

Patients seen in 24 months	Total	Change since previous quarter
Quarter ending September 2016	1,611	
Quarter ending December 2016	1,796	↑
Quarter ending March 2017	1,924	↑
Quarter ending June 2017	1,970	↑
Quarter ending September 2017	1,991	→
Variance since September 2016	23.6%	↑



ACTIVITY



Month	Adjusted Scheduled Activity (UDA)	
	2017	2018
April	90	259
May	369	612
June	606	966
July	909	1,444
August	1,294	1,810
September	1,810	2,179
October	2,131	
November	2,504	
December	2,837	
January	3,332	
February	3,740	
March	4,138	
April	4,273	
May	4,273	
June	4,276	

QUALITY

	Quantity	Base Number	Contract	AT	Region	England
% of FP17s for the same patient ID Re-attending within 3 months - Children	56	1,256	4.5%	10.0%	11.4%	11.9%
% of FP17s for the same patient ID Re-attending within 3 months - Adults	35	421	8.3%	14.5%	15.7%	15.9%
% of FP17s for the same patient ID Re-attending between 3 & 9 months - Children	1,032	1,256	82.2%	59.6%	60.6%	58.1%
% of FP17s for the same patient ID Re-attending between 3 & 9 months - Adults	299	421	71.0%	51.0%	52.0%	50.6%
% of FP17s for Band 1 Urgent Courses	63	1,578	4.0%	10.3%	9.6%	9.1%
% of FP17s Relating to Free Repair or Replacements	0	1,578	0.0%	0.9%	0.7%	0.8%
% of FP17s Relating to Continuations	0	1,578	0.0%	1.1%	1.0%	1.1%
% of Patients satisfied with the dentistry they have received	2	2	N/A	91.9%	91.6%	91.4%
% of Patients satisfied with the time they had to wait for an appointment	2	2	N/A	86.7%	87.9%	87.7%

* This is based on patients treated on this contract for their most recent course of treatment. Figures in italics indicate the base number of FP17s or Patient Questionnaire responses are less than 100. N/A is shown where the base number of responses is less than 10 during the period. % is calculated as Quantity/Base number*100

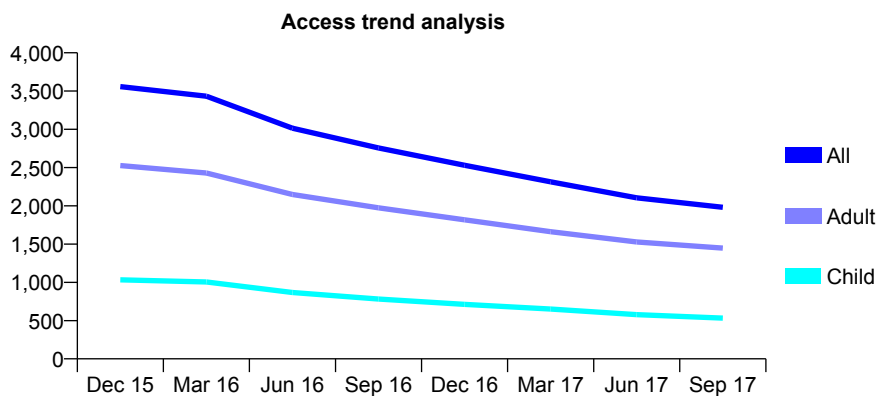
Q66 - Vital Signs At a Glance Contract Report for 179639/0001 - September 2017

Name or company name	Meneage Dental Care Limited
Contract type name	GDS Contract
Purpose of contract	General
Contract start date	31/03/2012
Contract end date	

17/18 Contracted general activity (UDA)	7,912
Carry forward general activity (UDA)	0
17/18 Contracted orthodontic activity (UOA)	0
Carry forward orthodontic activity (UOA)	0
Baseline contract value	£207,566.97

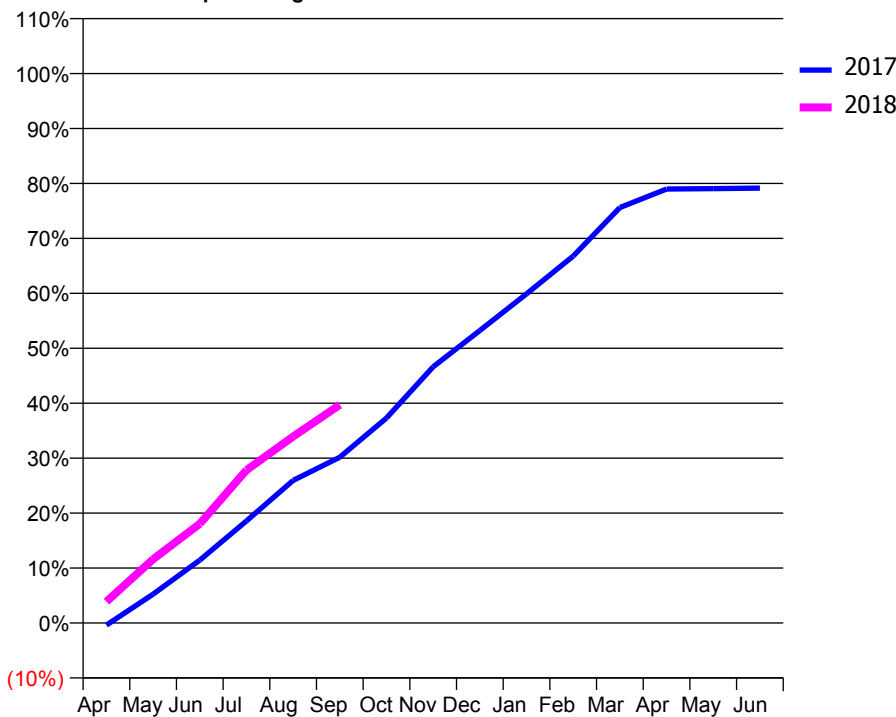
ACCESS*

Patients seen in 24 months	Total	Change since previous quarter
Quarter ending September 2016	2,756	
Quarter ending December 2016	2,529	↓
Quarter ending March 2017	2,313	↓
Quarter ending June 2017	2,105	↓
Quarter ending September 2017	1,980	↓
Variance since September 2016	(28.2%)	↓



ACTIVITY

Cumulative percentage of contracted UDA delivered 2017 & 2018



Month	Adjusted Scheduled Activity (UDA)	
	2017	2018
April	-31	308
May	416	920
June	905	1,429
July	1,470	2,201
August	2,054	2,686
September	2,388	3,142
October	2,953	
November	3,689	
December	4,211	
January	4,740	
February	5,284	
March	5,982	
April	6,249	
May	6,254	
June	6,261	

QUALITY

	Quantity	Base Number	Contract	AT	Region	England
% of FP17s for the same patient ID Re-attending within 3 months - Children	40	508	7.9%	10.0%	11.4%	11.9%
% of FP17s for the same patient ID Re-attending within 3 months - Adults	133	1,115	11.9%	14.5%	15.7%	15.9%
% of FP17s for the same patient ID Re-attending between 3 & 9 months - Children	401	508	78.9%	59.6%	60.6%	58.1%
% of FP17s for the same patient ID Re-attending between 3 & 9 months - Adults	763	1,115	68.4%	51.0%	52.0%	50.6%
% of FP17s for Band 1 Urgent Courses	51	1,504	3.4%	10.3%	9.6%	9.1%
% of FP17s Relating to Free Repair or Replacements	19	1,504	1.3%	0.9%	0.7%	0.8%
% of FP17s Relating to Continuations	2	1,504	0.1%	1.1%	1.0%	1.1%
% of Patients satisfied with the dentistry they have received	5	5	N/A	91.9%	91.6%	91.4%
% of Patients satisfied with the time they had to wait for an appointment	5	5	N/A	86.7%	87.9%	87.7%

* This is based on patients treated on this contract for their most recent course of treatment. Figures in italics indicate the base number of FP17s or Patient Questionnaire responses are less than 100. N/A is shown where the base number of responses is less than 10 during the period. % is calculated as Quantity/Base number*100

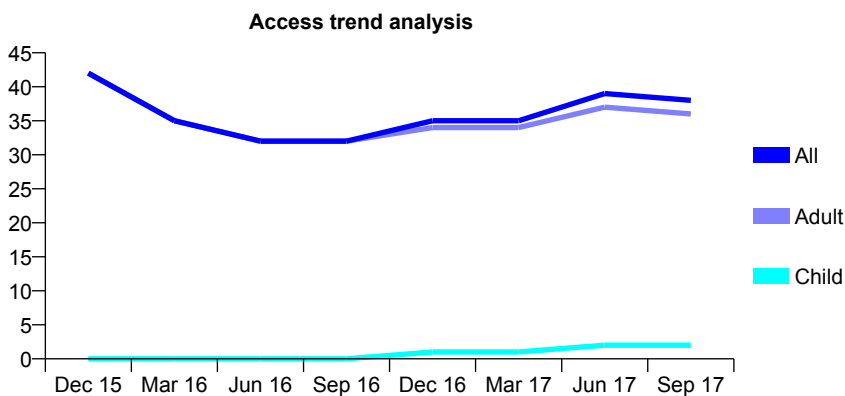
Q66 - Vital Signs At a Glance Contract Report for 179639/0002 - September 2017

Name or company name	Meneage Dental Care Limited
Contract type name	PDS Contract
Purpose of contract	General
Contract start date	31/03/2012
Contract end date	30/03/2022

17/18 Contracted general activity (UDA)	90
Carry forward general activity (UDA)	-2
17/18 Contracted orthodontic activity (UOA)	0
Carry forward orthodontic activity (UOA)	0
Baseline contract value	£5,236.72

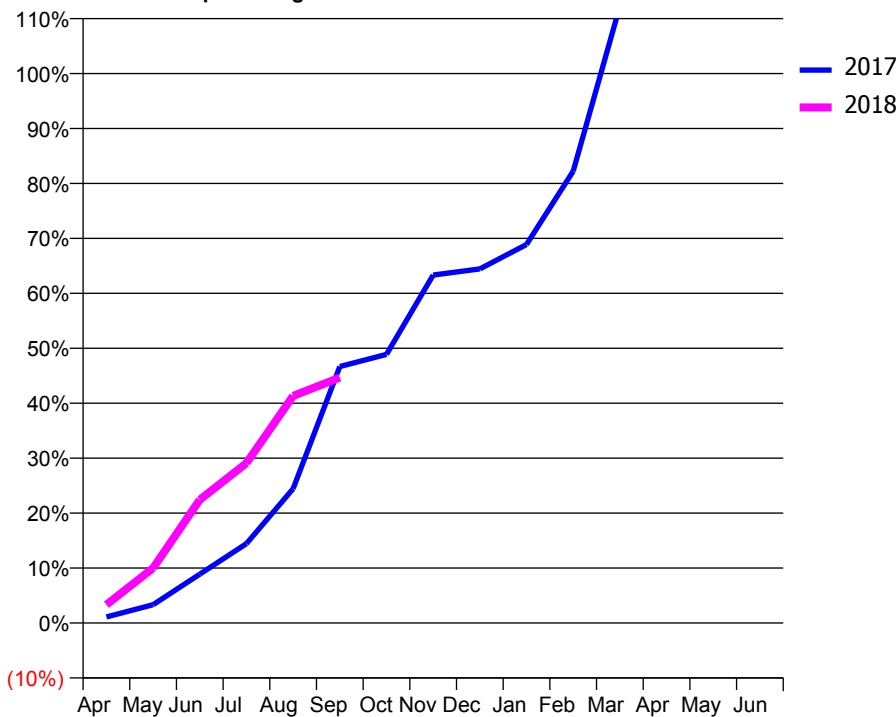
ACCESS*

Patients seen in 24 months	Total	Change since previous quarter
Quarter ending September 2016	32	
Quarter ending December 2016	35	↑
Quarter ending March 2017	35	→
Quarter ending June 2017	39	↑
Quarter ending September 2017	38	↓
Variance since September 2016	18.8%	↑



ACTIVITY

Cumulative percentage of contracted UDA delivered 2017 & 2018



Adjusted Scheduled Activity (UDA)

Month	2017	2018
April	1	3
May	3	9
June	8	20
July	13	26
August	22	37
September	42	40
October	44	
November	57	
December	58	
January	62	
February	74	
March	101	
April	102	
May	102	
June	102	

QUALITY

	Quantity	Base Number	Contract	AT	Region	England
% of FP17s for the same patient ID Re-attending within 3 months - Children	0	2	0.0%	10.0%	11.4%	11.9%
% of FP17s for the same patient ID Re-attending within 3 months - Adults	2	27	7.4%	14.5%	15.7%	15.9%
% of FP17s for the same patient ID Re-attending between 3 & 9 months - Children	0	2	0.0%	59.6%	60.6%	58.1%
% of FP17s for the same patient ID Re-attending between 3 & 9 months - Adults	17	27	63.0%	51.0%	52.0%	50.6%
% of FP17s for Band 1 Urgent Courses	1	28	3.6%	10.3%	9.6%	9.1%
% of FP17s Relating to Free Repair or Replacements	0	28	0.0%	0.9%	0.7%	0.8%
% of FP17s Relating to Continuations	0	28	0.0%	1.1%	1.0%	1.1%
% of Patients satisfied with the dentistry they have received	0	0	N/A	91.9%	91.6%	91.4%
% of Patients satisfied with the time they had to wait for an appointment	0	0	N/A	86.7%	87.9%	87.7%

* This is based on patients treated on this contract for their most recent course of treatment. Figures in italics indicate the base number of FP17s or Patient Questionnaire responses are less than 100. N/A is shown where the base number of responses is less than 10 during the period. % is calculated as Quantity/Base number*100

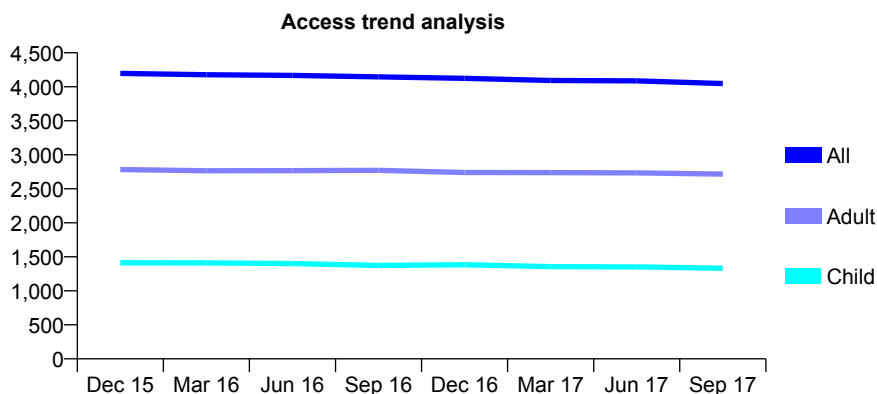
Q66 - Vital Signs At a Glance Contract Report for 180238/0001 - September 2017

Name or company name	Courtenay Dental Ltd
Contract type name	GDS Contract
Purpose of contract	General
Contract start date	01/04/2013
Contract end date	

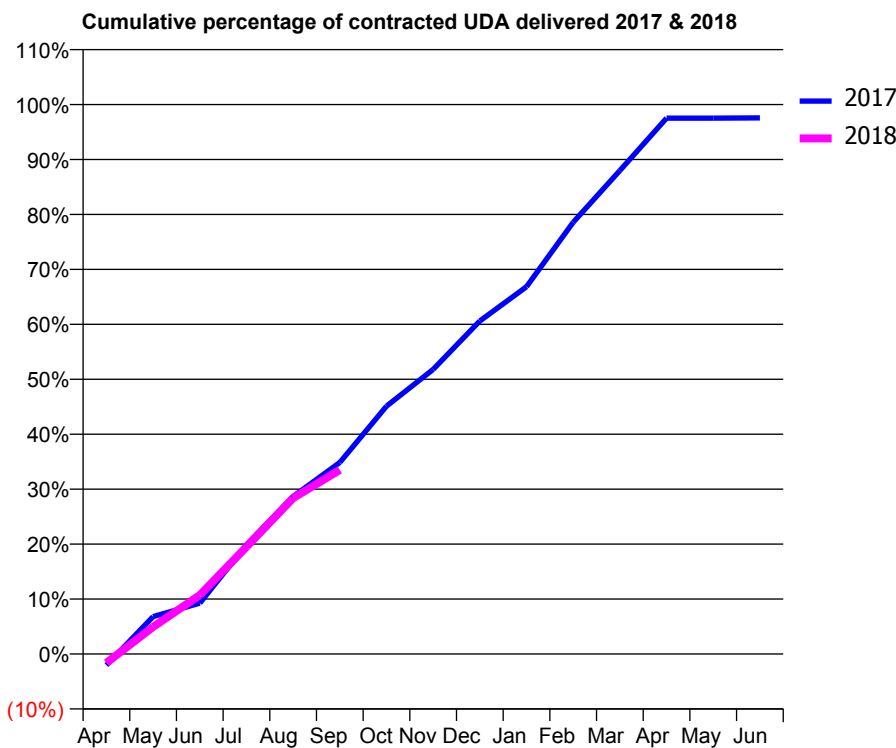
17/18 Contracted general activity (UDA)	12,006
Carry forward general activity (UDA)	275
17/18 Contracted orthodontic activity (UOA)	0
Carry forward orthodontic activity (UOA)	0
Baseline contract value	£264,020.61

ACCESS*

Patients seen in 24 months	Total	Change since previous quarter
Quarter ending September 2016	4,146	
Quarter ending December 2016	4,124	→
Quarter ending March 2017	4,093	→
Quarter ending June 2017	4,087	→
Quarter ending September 2017	4,049	→
Variance since September 2016	(2.3%)	↓



ACTIVITY



Month	Adjusted Scheduled Activity (UDA)	
	2017	2018
April	-247	-198
May	817	594
June	1,113	1,287
July	2,385	2,340
August	3,443	3,407
September	4,186	4,021
October	5,414	
November	6,219	
December	7,276	
January	8,025	
February	9,434	
March	10,564	
April	11,709	
May	11,708	
June	11,714	

QUALITY

	Quantity	Base Number	Contract	AT	Region	England
% of FP17s for the same patient ID Re-attending within 3 months - Children	79	1,086	7.3%	10.0%	11.4%	11.9%
% of FP17s for the same patient ID Re-attending within 3 months - Adults	237	1,878	12.6%	14.5%	15.7%	15.9%
% of FP17s for the same patient ID Re-attending between 3 & 9 months - Children	709	1,086	65.3%	59.6%	60.6%	58.1%
% of FP17s for the same patient ID Re-attending between 3 & 9 months - Adults	1,100	1,878	58.6%	51.0%	52.0%	50.6%
% of FP17s for Band 1 Urgent Courses	149	2,441	6.1%	10.3%	9.6%	9.1%
% of FP17s Relating to Free Repair or Replacements	10	2,441	0.4%	0.9%	0.7%	0.8%
% of FP17s Relating to Continuations	28	2,441	1.1%	1.1%	1.0%	1.1%
% of Patients satisfied with the dentistry they have received	10	13	76.9%	91.9%	91.6%	91.4%
% of Patients satisfied with the time they had to wait for an appointment	11	13	84.6%	86.7%	87.9%	87.7%

* This is based on patients treated on this contract for their most recent course of treatment. Figures in italics indicate the base number of FP17s or Patient Questionnaire responses are less than 100. N/A is shown where the base number of responses is less than 10 during the period. % is calculated as Quantity/Base number*100

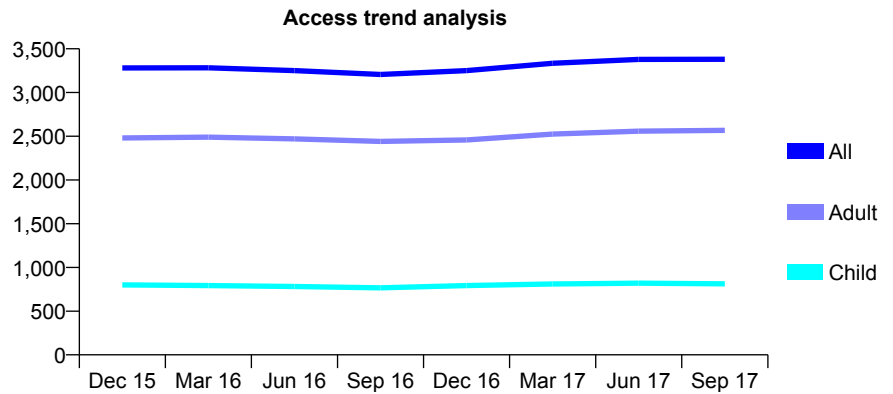
Q66 - Vital Signs At a Glance Contract Report for 181781/0001 - September 2017

Name or company name	Matford Dental Clinic Limited
Contract type name	GDS Contract
Purpose of contract	General
Contract start date	01/02/2010
Contract end date	

17/18 Contracted general activity (UDA)	10,500
Carry forward general activity (UDA)	51
17/18 Contracted orthodontic activity (UOA)	0
Carry forward orthodontic activity (UOA)	0
Baseline contract value	£333,827.02

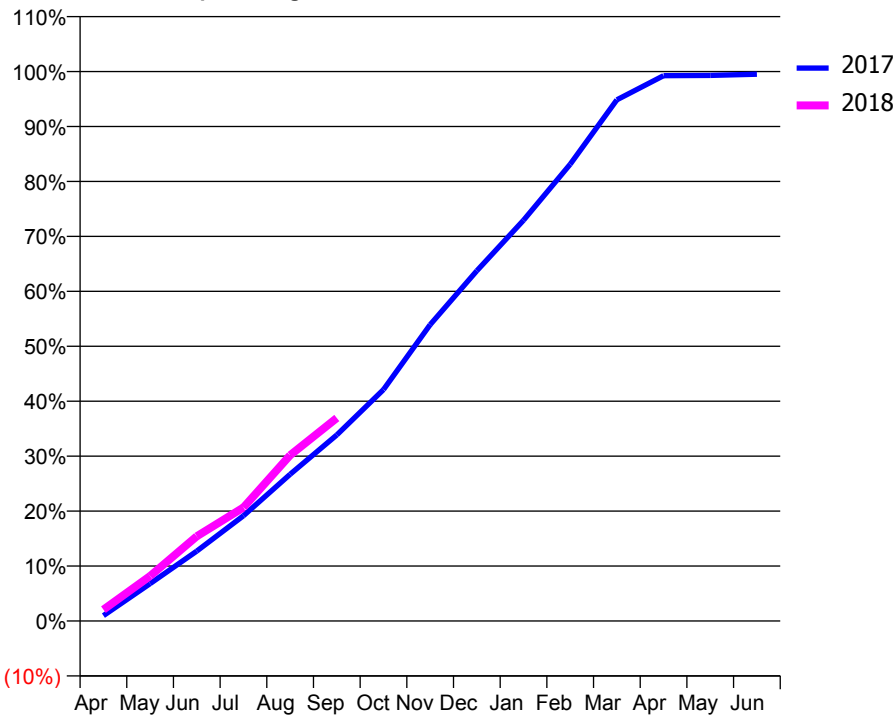
ACCESS*

Patients seen in 24 months	Total	Change since previous quarter
Quarter ending September 2016	3,207	
Quarter ending December 2016	3,251	→
Quarter ending March 2017	3,335	↑
Quarter ending June 2017	3,378	→
Quarter ending September 2017	3,380	→
Variance since September 2016	5.4%	↑



ACTIVITY

Cumulative percentage of contracted UDA delivered 2017 & 2018



Month	Adjusted Scheduled Activity (UDA)	
	2017	2018
April	102	217
May	716	861
June	1,337	1,619
July	2,011	2,171
August	2,803	3,169
September	3,557	3,879
October	4,423	
November	5,663	
December	6,693	
January	7,658	
February	8,727	
March	9,958	
April	10,419	
May	10,424	
June	10,449	

QUALITY

	Quantity	Base Number	Contract	AT	Region	England
% of FP17s for the same patient ID Re-attending within 3 months - Children	52	651	8.0%	10.0%	11.4%	11.9%
% of FP17s for the same patient ID Re-attending within 3 months - Adults	287	2,064	13.9%	14.5%	15.7%	15.9%
% of FP17s for the same patient ID Re-attending between 3 & 9 months - Children	456	651	70.0%	59.6%	60.6%	58.1%
% of FP17s for the same patient ID Re-attending between 3 & 9 months - Adults	1,368	2,064	66.3%	51.0%	52.0%	50.6%
% of FP17s for Band 1 Urgent Courses	121	2,274	5.3%	10.3%	9.6%	9.1%
% of FP17s Relating to Free Repair or Replacements	14	2,274	0.6%	0.9%	0.7%	0.8%
% of FP17s Relating to Continuations	14	2,274	0.6%	1.1%	1.0%	1.1%
% of Patients satisfied with the dentistry they have received	11	14	78.6%	91.9%	91.6%	91.4%
% of Patients satisfied with the time they had to wait for an appointment	12	14	85.7%	86.7%	87.9%	87.7%

* This is based on patients treated on this contract for their most recent course of treatment. Figures in italics indicate the base number of FP17s or Patient Questionnaire responses are less than 100. N/A is shown where the base number of responses is less than 10 during the period. % is calculated as Quantity/Base number*100

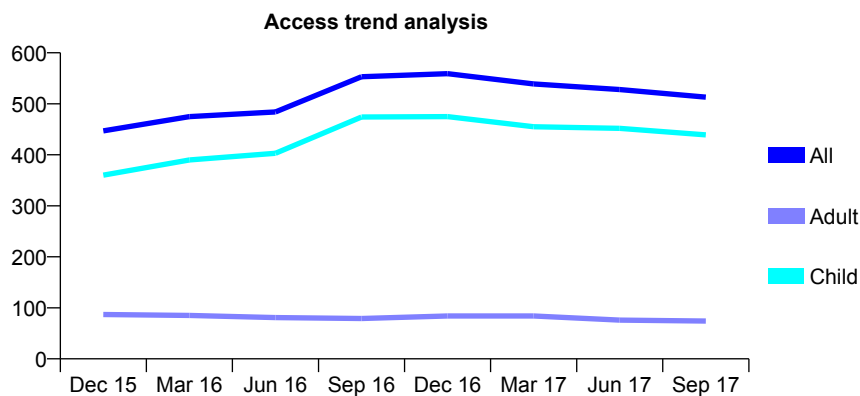
Q66 - Vital Signs At a Glance Contract Report for 185981/0001 - September 2017

Name or company name	Clark House Dental Surgeries Limited
Contract type name	GDS Contract
Purpose of contract	General
Contract start date	01/03/2012
Contract end date	

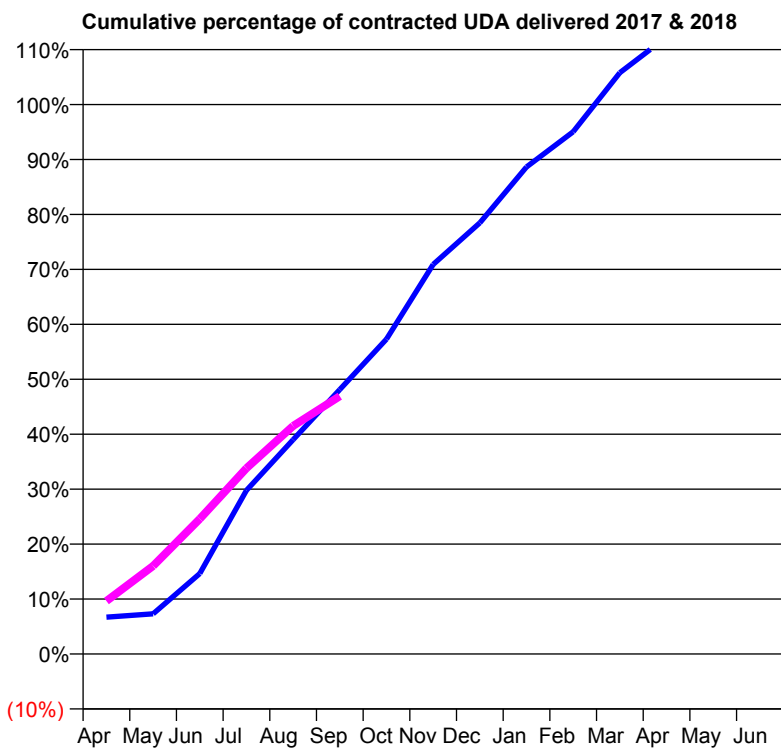
17/18 Contracted general activity (UDA)	850
Carry forward general activity (UDA)	-17
17/18 Contracted orthodontic activity (UOA)	0
Carry forward orthodontic activity (UOA)	0
Baseline contract value	£19,748.67

ACCESS*

Patients seen in 24 months	Total	Change since previous quarter
Quarter ending September 2016	553	
Quarter ending December 2016	559	→
Quarter ending March 2017	539	↓
Quarter ending June 2017	528	↓
Quarter ending September 2017	513	↓
Variance since September 2016	(7.2%)	↓



ACTIVITY



Month	Adjusted Scheduled Activity (UDA)	
	2017	2018
April	57	82
May	62	136
June	124	209
July	253	287
August	332	353
September	409	399
October	487	
November	603	
December	667	
January	753	
February	808	
March	899	
April	954	
May	958	
June	958	

QUALITY

	Quantity	Base Number	Contract	AT	Region	England
% of FP17s for the same patient ID Re-attending within 3 months - Children	24	346	6.9%	10.0%	11.4%	11.9%
% of FP17s for the same patient ID Re-attending within 3 months - Adults	1	10	10.0%	14.5%	15.7%	15.9%
% of FP17s for the same patient ID Re-attending between 3 & 9 months - Children	243	346	70.2%	59.6%	60.6%	58.1%
% of FP17s for the same patient ID Re-attending between 3 & 9 months - Adults	7	10	70.0%	51.0%	52.0%	50.6%
% of FP17s for Band 1 Urgent Courses	9	307	2.9%	10.3%	9.6%	9.1%
% of FP17s Relating to Free Repair or Replacements	0	307	0.0%	0.9%	0.7%	0.8%
% of FP17s Relating to Continuations	0	307	0.0%	1.1%	1.0%	1.1%
% of Patients satisfied with the dentistry they have received	0	0	N/A	91.9%	91.6%	91.4%
% of Patients satisfied with the time they had to wait for an appointment	0	0	N/A	86.7%	87.9%	87.7%

* This is based on patients treated on this contract for their most recent course of treatment. Figures in italics indicate the base number of FP17s or Patient Questionnaire responses are less than 100. N/A is shown where the base number of responses is less than 10 during the period. % is calculated as Quantity/Base number*100

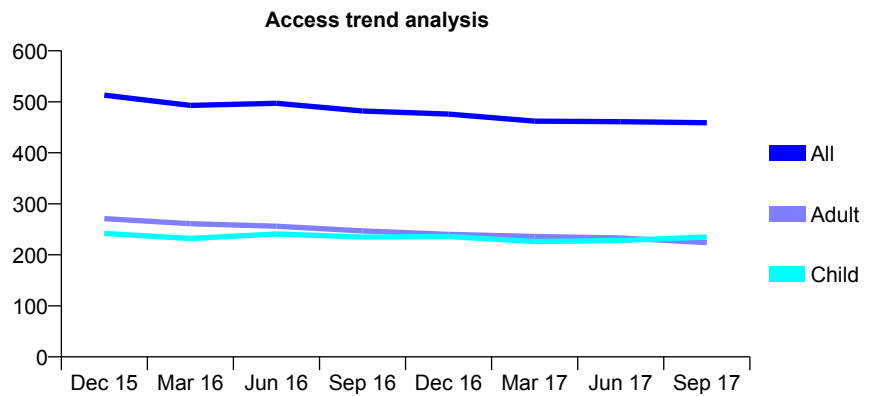
Q66 - Vital Signs At a Glance Contract Report for 186783/0001 - September 2017

Name or company name	The Smile Dispensary
Contract type name	GDS Contract
Purpose of contract	General
Contract start date	01/04/2011
Contract end date	

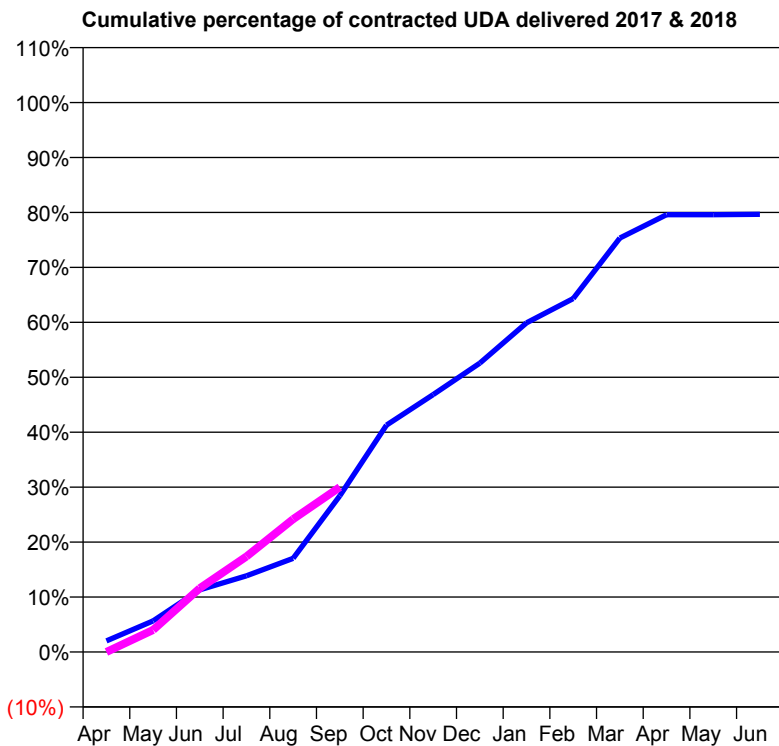
17/18 Contracted general activity (UDA)	1,300
Carry forward general activity (UDA)	0
17/18 Contracted orthodontic activity (UOA)	0
Carry forward orthodontic activity (UOA)	0
Baseline contract value	£28,784.48

ACCESS*

Patients seen in 24 months	Total	Change since previous quarter
Quarter ending September 2016	482	
Quarter ending December 2016	476	↓
Quarter ending March 2017	462	↓
Quarter ending June 2017	461	→
Quarter ending September 2017	459	→
Variance since September 2016	(4.8%)	↓



ACTIVITY



Adjusted Scheduled Activity (UDA)		
Month	2017	2018
April	26	0
May	74	52
June	147	151
July	180	226
August	222	314
September	370	390
October	537	
November	609	
December	683	
January	779	
February	836	
March	979	
April	1,035	
May	1,035	
June	1,036	

QUALITY

	Quantity	Base Number	Contract	AT	Region	England
% of FP17s for the same patient ID Re-attending within 3 months - Children	2	189	1.1%	10.0%	11.4%	11.9%
% of FP17s for the same patient ID Re-attending within 3 months - Adults	9	142	6.3%	14.5%	15.7%	15.9%
% of FP17s for the same patient ID Re-attending between 3 & 9 months - Children	134	189	70.9%	59.6%	60.6%	58.1%
% of FP17s for the same patient ID Re-attending between 3 & 9 months - Adults	97	142	68.3%	51.0%	52.0%	50.6%
% of FP17s for Band 1 Urgent Courses	11	296	3.7%	10.3%	9.6%	9.1%
% of FP17s Relating to Free Repair or Replacements	0	296	0.0%	0.9%	0.7%	0.8%
% of FP17s Relating to Continuations	0	296	0.0%	1.1%	1.0%	1.1%
% of Patients satisfied with the dentistry they have received	1	1	N/A	91.9%	91.6%	91.4%
% of Patients satisfied with the time they had to wait for an appointment	1	1	N/A	86.7%	87.9%	87.7%

* This is based on patients treated on this contract for their most recent course of treatment. Figures in italics indicate the base number of FP17s or Patient Questionnaire responses are less than 100. N/A is shown where the base number of responses is less than 10 during the period. % is calculated as Quantity/Base number*100

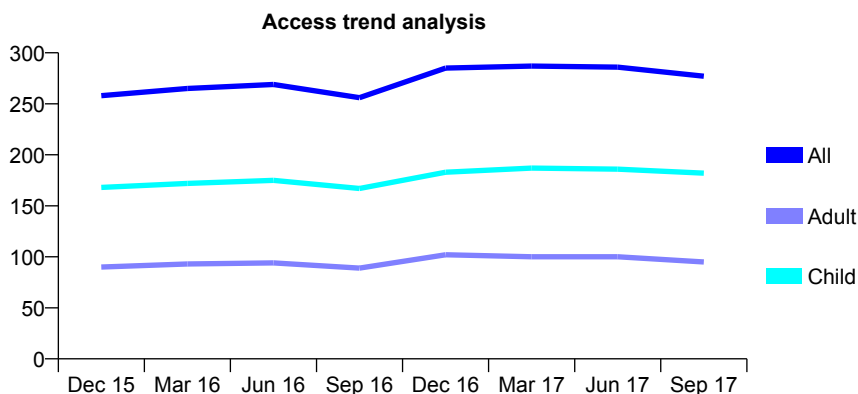
Q66 - Vital Signs At a Glance Contract Report for 187569/0001 - September 2017

Name or company name	Smile for Life Ltd
Contract type name	GDS Contract
Purpose of contract	General
Contract start date	01/01/2007
Contract end date	

17/18 Contracted general activity (UDA)	435
Carry forward general activity (UDA)	-6
17/18 Contracted orthodontic activity (UOA)	0
Carry forward orthodontic activity (UOA)	0
Baseline contract value	£10,402.80

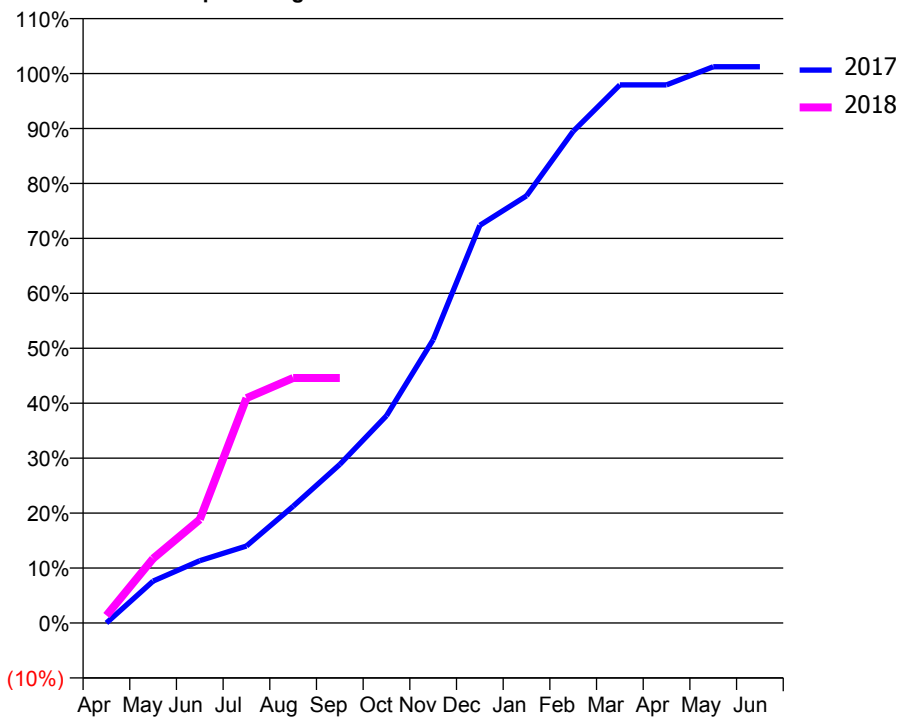
ACCESS*

Patients seen in 24 months	Total	Change since previous quarter
Quarter ending September 2016	256	
Quarter ending December 2016	285	↑
Quarter ending March 2017	287	→
Quarter ending June 2017	286	→
Quarter ending September 2017	277	↓
Variance since September 2016	8.2%	↑



ACTIVITY

Cumulative percentage of contracted UDA delivered 2017 & 2018



Month	Adjusted Scheduled Activity (UDA)	
	2017	2018
April	0	6
May	37	51
June	55	82
July	68	178
August	103	194
September	140	194
October	183	
November	250	
December	351	
January	377	
February	434	
March	475	
April	475	
May	491	
June	491	

QUALITY

	Quantity	Base Number	Contract	AT	Region	England
% of FP17s for the same patient ID Re-attending within 3 months - Children	8	107	7.5%	10.0%	11.4%	11.9%
% of FP17s for the same patient ID Re-attending within 3 months - Adults	1	25	4.0%	14.5%	15.7%	15.9%
% of FP17s for the same patient ID Re-attending between 3 & 9 months - Children	67	107	62.6%	59.6%	60.6%	58.1%
% of FP17s for the same patient ID Re-attending between 3 & 9 months - Adults	16	25	64.0%	51.0%	52.0%	50.6%
% of FP17s for Band 1 Urgent Courses	0	121	0.0%	10.3%	9.6%	9.1%
% of FP17s Relating to Free Repair or Replacements	0	121	0.0%	0.9%	0.7%	0.8%
% of FP17s Relating to Continuations	0	121	0.0%	1.1%	1.0%	1.1%
% of Patients satisfied with the dentistry they have received	1	1	N/A	91.9%	91.6%	91.4%
% of Patients satisfied with the time they had to wait for an appointment	1	1	N/A	86.7%	87.9%	87.7%

* This is based on patients treated on this contract for their most recent course of treatment. Figures in italics indicate the base number of FP17s or Patient Questionnaire responses are less than 100. N/A is shown where the base number of responses is less than 10 during the period. % is calculated as Quantity/Base number*100

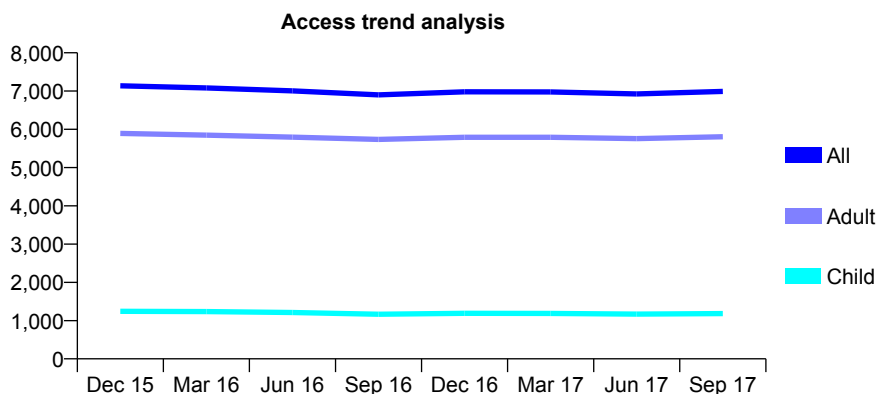
Q66 - Vital Signs At a Glance Contract Report for 189472/0001 - September 2017

Name or company name	St Leonard's Dental Practice Ltd
Contract type name	GDS Contract
Purpose of contract	General
Contract start date	01/08/2009
Contract end date	

17/18 Contracted general activity (UDA)	23,973
Carry forward general activity (UDA)	-439
17/18 Contracted orthodontic activity (UOA)	0
Carry forward orthodontic activity (UOA)	0
Baseline contract value	£753,631.56

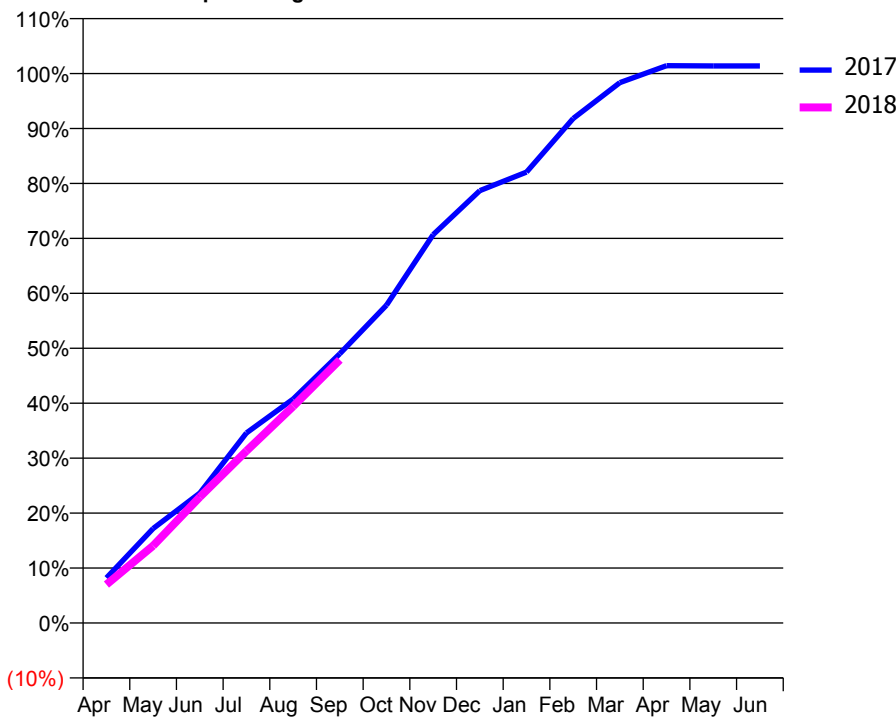
ACCESS*

Patients seen in 24 months	Total	Change since previous quarter
Quarter ending September 2016	6,901	
Quarter ending December 2016	6,980	→
Quarter ending March 2017	6,977	→
Quarter ending June 2017	6,926	→
Quarter ending September 2017	6,991	→
Variance since September 2016	1.3%	→



ACTIVITY

Cumulative percentage of contracted UDA delivered 2017 & 2018



Month	Adjusted Scheduled Activity (UDA)	
	2017	2018
April	1,803	1,677
May	3,777	3,372
June	5,195	5,493
July	7,599	7,508
August	8,957	9,449
September	10,769	11,478
October	12,709	
November	15,529	
December	17,290	
January	18,032	
February	20,172	
March	21,607	
April	22,287	
May	22,274	
June	22,274	

QUALITY

	Quantity	Base Number	Contract	AT	Region	England
% of FP17s for the same patient ID Re-attending within 3 months - Children	50	1,032	4.8%	10.0%	11.4%	11.9%
% of FP17s for the same patient ID Re-attending within 3 months - Adults	595	4,888	12.2%	14.5%	15.7%	15.9%
% of FP17s for the same patient ID Re-attending between 3 & 9 months - Children	733	1,032	71.0%	59.6%	60.6%	58.1%
% of FP17s for the same patient ID Re-attending between 3 & 9 months - Adults	3,117	4,888	63.8%	51.0%	52.0%	50.6%
% of FP17s for Band 1 Urgent Courses	472	5,633	8.4%	10.3%	9.6%	9.1%
% of FP17s Relating to Free Repair or Replacements	23	5,633	0.4%	0.9%	0.7%	0.8%
% of FP17s Relating to Continuations	16	5,633	0.3%	1.1%	1.0%	1.1%
% of Patients satisfied with the dentistry they have received	32	34	94.1%	91.9%	91.6%	91.4%
% of Patients satisfied with the time they had to wait for an appointment	27	34	79.4%	86.7%	87.9%	87.7%

* This is based on patients treated on this contract for their most recent course of treatment. Figures in italics indicate the base number of FP17s or Patient Questionnaire responses are less than 100. N/A is shown where the base number of responses is less than 10 during the period. % is calculated as Quantity/Base number*100

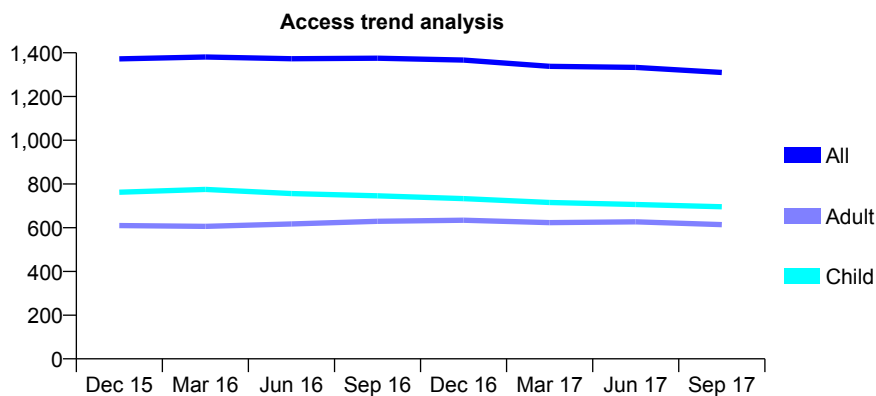
Q66 - Vital Signs At a Glance Contract Report for 189731/0001 - September 2017

Name or company name	Spicer Road Dental Practice Ltd
Contract type name	GDS Contract
Purpose of contract	General
Contract start date	01/01/2013
Contract end date	

17/18 Contracted general activity (UDA)	4,200
Carry forward general activity (UDA)	0
17/18 Contracted orthodontic activity (UOA)	0
Carry forward orthodontic activity (UOA)	0
Baseline contract value	£101,474.95

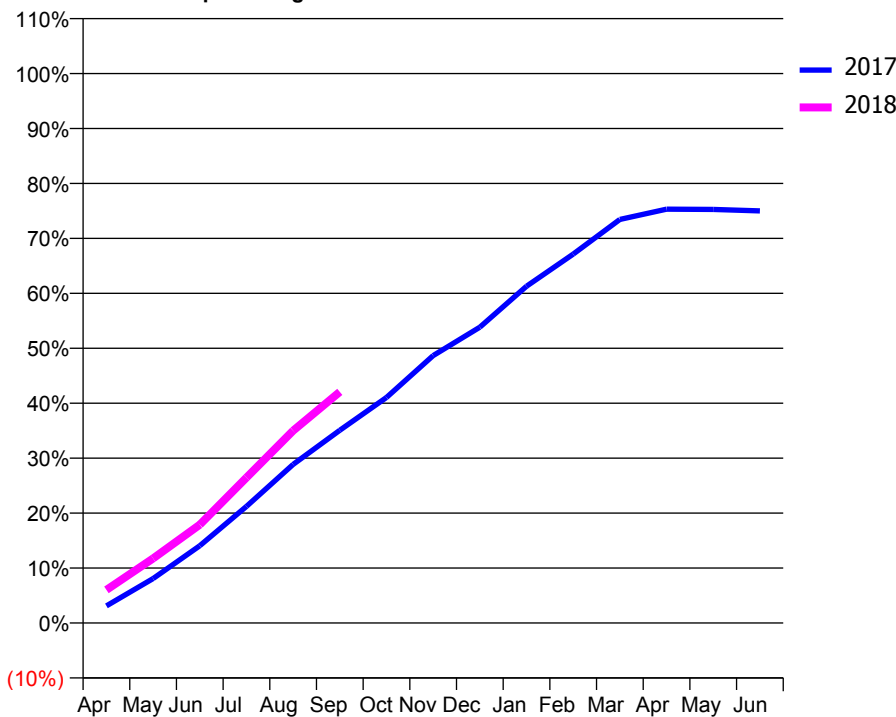
ACCESS*

Patients seen in 24 months	Total	Change since previous quarter
Quarter ending September 2016	1,375	
Quarter ending December 2016	1,367	→
Quarter ending March 2017	1,338	↓
Quarter ending June 2017	1,333	→
Quarter ending September 2017	1,310	↓
Variance since September 2016	(4.7%)	↓



ACTIVITY

Cumulative percentage of contracted UDA delivered 2017 & 2018



Adjusted Scheduled Activity (UDA)		
Month	2017	2018
April	131	253
May	340	494
June	590	752
July	892	1,112
August	1,213	1,470
September	1,473	1,767
October	1,724	
November	2,044	
December	2,261	
January	2,574	
February	2,820	
March	3,084	
April	3,163	
May	3,161	
June	3,150	

QUALITY

	Quantity	Base Number	Contract	AT	Region	England
% of FP17s for the same patient ID Re-attending within 3 months - Children	54	663	8.1%	10.0%	11.4%	11.9%
% of FP17s for the same patient ID Re-attending within 3 months - Adults	86	472	18.2%	14.5%	15.7%	15.9%
% of FP17s for the same patient ID Re-attending between 3 & 9 months - Children	452	663	68.2%	59.6%	60.6%	58.1%
% of FP17s for the same patient ID Re-attending between 3 & 9 months - Adults	271	472	57.4%	51.0%	52.0%	50.6%
% of FP17s for Band 1 Urgent Courses	86	1,074	8.0%	10.3%	9.6%	9.1%
% of FP17s Relating to Free Repair or Replacements	9	1,074	0.8%	0.9%	0.7%	0.8%
% of FP17s Relating to Continuations	1	1,074	0.1%	1.1%	1.0%	1.1%
% of Patients satisfied with the dentistry they have received	2	2	N/A	91.9%	91.6%	91.4%
% of Patients satisfied with the time they had to wait for an appointment	2	2	N/A	86.7%	87.9%	87.7%

* This is based on patients treated on this contract for their most recent course of treatment. Figures in italics indicate the base number of FP17s or Patient Questionnaire responses are less than 100. N/A is shown where the base number of responses is less than 10 during the period. % is calculated as Quantity/Base number*100

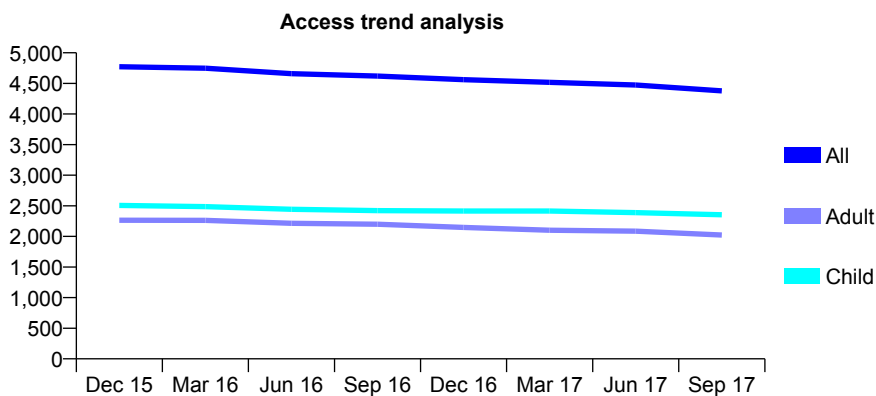
Q66 - Vital Signs At a Glance Contract Report for 191078/0001 - September 2017

Name or company name	Lynbridge House NHS Dental Practice
Contract type name	GDS Contract
Purpose of contract	General
Contract start date	01/04/2006
Contract end date	

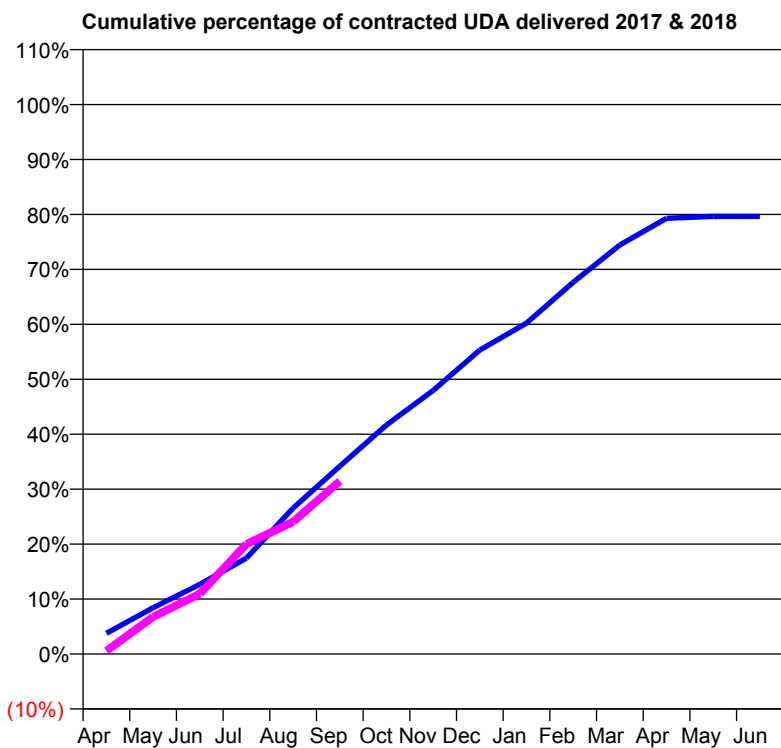
17/18 Contracted general activity (UDA)	12,250
Carry forward general activity (UDA)	0
17/18 Contracted orthodontic activity (UOA)	0
Carry forward orthodontic activity (UOA)	0
Baseline contract value	£292,454.58

ACCESS*

Patients seen in 24 months	Total	Change since previous quarter
Quarter ending September 2016	4,620	
Quarter ending December 2016	4,562	↓
Quarter ending March 2017	4,518	→
Quarter ending June 2017	4,474	→
Quarter ending September 2017	4,377	↓
Variance since September 2016	(5.3%)	↓



ACTIVITY



Adjusted Scheduled Activity (UDA)		
Month	2017	2018
April	464	70
May	1,033	829
June	1,553	1,342
July	2,140	2,452
August	3,253	2,947
September	4,188	3,853
October	5,107	
November	5,876	
December	6,775	
January	7,378	
February	8,287	
March	9,118	
April	9,713	
May	9,754	
June	9,755	

QUALITY

	Quantity	Base Number	Contract	AT	Region	England
% of FP17s for the same patient ID Re-attending within 3 months - Children	110	1,442	7.6%	10.0%	11.4%	11.9%
% of FP17s for the same patient ID Re-attending within 3 months - Adults	293	1,145	25.6%	14.5%	15.7%	15.9%
% of FP17s for the same patient ID Re-attending between 3 & 9 months - Children	706	1,442	49.0%	59.6%	60.6%	58.1%
% of FP17s for the same patient ID Re-attending between 3 & 9 months - Adults	491	1,145	42.9%	51.0%	52.0%	50.6%
% of FP17s for Band 1 Urgent Courses	245	1,904	12.9%	10.3%	9.6%	9.1%
% of FP17s Relating to Free Repair or Replacements	0	1,904	0.0%	0.9%	0.7%	0.8%
% of FP17s Relating to Continuations	8	1,904	0.4%	1.1%	1.0%	1.1%
% of Patients satisfied with the dentistry they have received	5	6	N/A	91.9%	91.6%	91.4%
% of Patients satisfied with the time they had to wait for an appointment	6	6	N/A	86.7%	87.9%	87.7%

* This is based on patients treated on this contract for their most recent course of treatment. Figures in italics indicate the base number of FP17s or Patient Questionnaire responses are less than 100. N/A is shown where the base number of responses is less than 10 during the period. % is calculated as Quantity/Base number*100

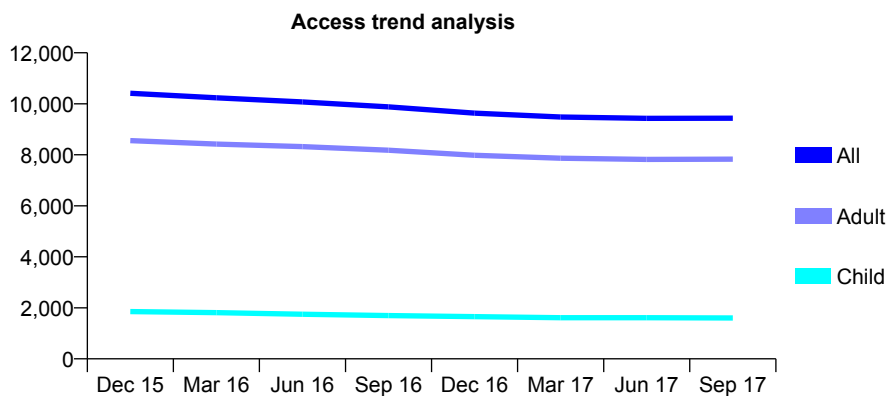
Q66 - Vital Signs At a Glance Contract Report for 193305/0001 - September 2017

Name or company name	HONITON DENTAL CENTRE
Contract type name	GDS Contract
Purpose of contract	General and Orthodontic
Contract start date	01/09/2009
Contract end date	

17/18 Contracted general activity (UDA)	34,432
Carry forward general activity (UDA)	966
17/18 Contracted orthodontic activity (UOA)	0
Carry forward orthodontic activity (UOA)	0
Baseline contract value	£1,120,960.86

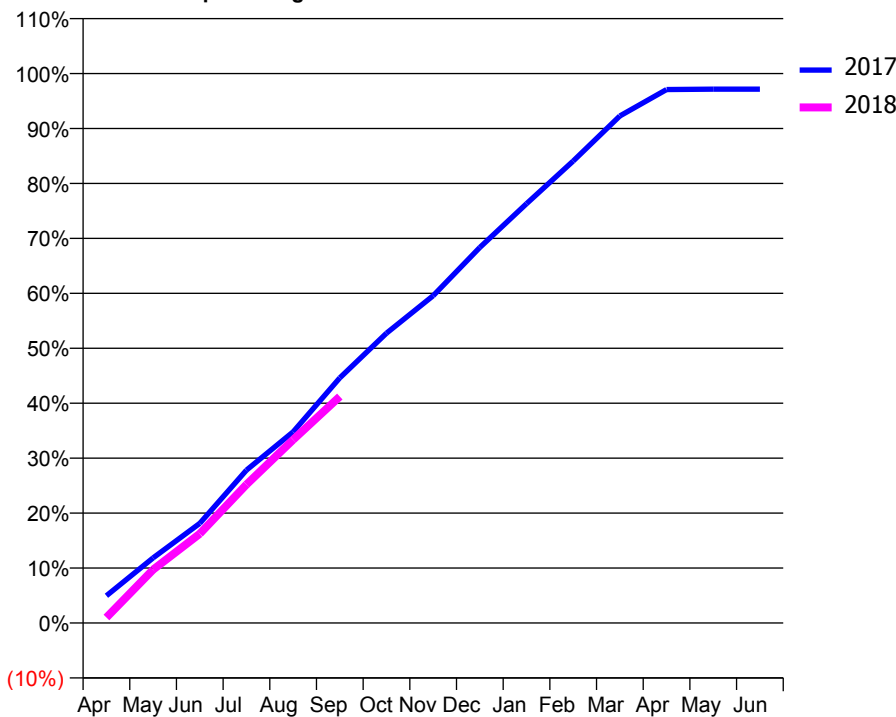
ACCESS*

Patients seen in 24 months	Total	Change since previous quarter
Quarter ending September 2016	9,880	
Quarter ending December 2016	9,635	↓
Quarter ending March 2017	9,483	↓
Quarter ending June 2017	9,431	→
Quarter ending September 2017	9,434	→
Variance since September 2016	(4.5%)	↓



ACTIVITY

Cumulative percentage of contracted UDA delivered 2017 & 2018



Month	Adjusted Scheduled Activity (UDA)	
	2017	2018
April	1,706	348
May	4,085	3,350
June	6,243	5,594
July	9,578	8,681
August	11,977	11,481
September	15,365	14,190
October	18,157	
November	20,506	
December	23,532	
January	26,271	
February	28,944	
March	31,773	
April	33,428	
May	33,448	
June	33,453	

QUALITY

	Quantity	Base Number	Contract	AT	Region	England
% of FP17s for the same patient ID Re-attending within 3 months - Children	74	1,407	5.3%	10.0%	11.4%	11.9%
% of FP17s for the same patient ID Re-attending within 3 months - Adults	1,184	6,585	18.0%	14.5%	15.7%	15.9%
% of FP17s for the same patient ID Re-attending between 3 & 9 months - Children	1,012	1,407	71.9%	59.6%	60.6%	58.1%
% of FP17s for the same patient ID Re-attending between 3 & 9 months - Adults	3,834	6,585	58.2%	51.0%	52.0%	50.6%
% of FP17s for Band 1 Urgent Courses	543	7,217	7.5%	10.3%	9.6%	9.1%
% of FP17s Relating to Free Repair or Replacements	61	7,217	0.8%	0.9%	0.7%	0.8%
% of FP17s Relating to Continuations	103	7,217	1.4%	1.1%	1.0%	1.1%
% of Patients satisfied with the dentistry they have received	23	24	95.8%	91.9%	91.6%	91.4%
% of Patients satisfied with the time they had to wait for an appointment	23	24	95.8%	86.7%	87.9%	87.7%

* This is based on patients treated on this contract for their most recent course of treatment. Figures in italics indicate the base number of FP17s or Patient Questionnaire responses are less than 100. N/A is shown where the base number of responses is less than 10 during the period. % is calculated as Quantity/Base number*100

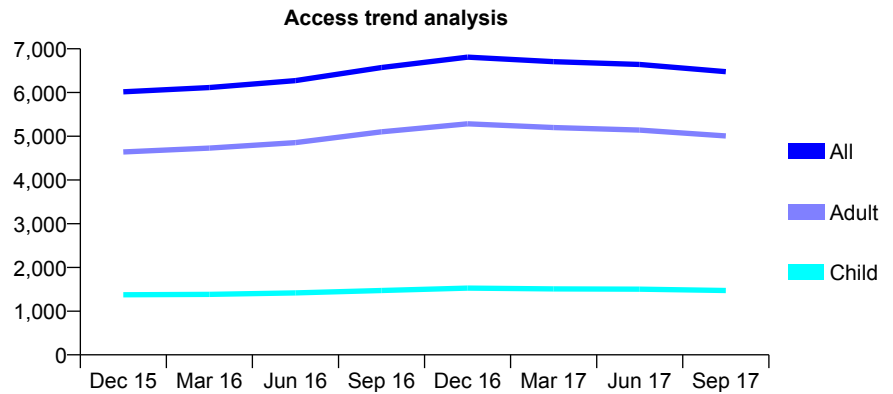
Q66 - Vital Signs At a Glance Contract Report for 194921/0001 - September 2017

Name or company name	The Harbour Way Partnership
Contract type name	GDS Contract
Purpose of contract	General and Orthodontic
Contract start date	01/02/2014
Contract end date	

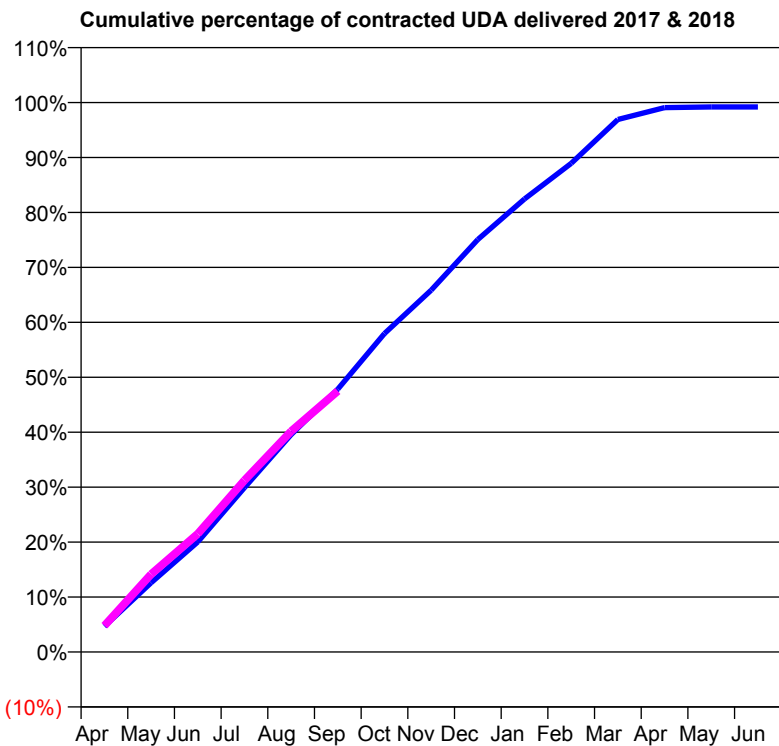
17/18 Contracted general activity (UDA)	20,000
Carry forward general activity (UDA)	164
17/18 Contracted orthodontic activity (UOA)	0
Carry forward orthodontic activity (UOA)	0
Baseline contract value	£448,267.57

ACCESS*

Patients seen in 24 months	Total	Change since previous quarter
Quarter ending September 2016	6,572	
Quarter ending December 2016	6,809	↑
Quarter ending March 2017	6,706	↓
Quarter ending June 2017	6,643	→
Quarter ending September 2017	6,478	↓
Variance since September 2016	(1.4%)	↓



ACTIVITY



Month	Adjusted Scheduled Activity (UDA)	
	2017	2018
April	937	958
May	2,522	2,834
June	4,007	4,303
July	5,983	6,247
August	7,915	8,033
September	9,567	9,499
October	11,594	
November	13,169	
December	15,013	
January	16,489	
February	17,787	
March	19,382	
April	19,816	
May	19,836	
June	19,836	

QUALITY

	Quantity	Base Number	Contract	AT	Region	England
% of FP17s for the same patient ID Re-attending within 3 months - Children	94	1,127	8.3%	10.0%	11.4%	11.9%
% of FP17s for the same patient ID Re-attending within 3 months - Adults	756	3,831	19.7%	14.5%	15.7%	15.9%
% of FP17s for the same patient ID Re-attending between 3 & 9 months - Children	684	1,127	60.7%	59.6%	60.6%	58.1%
% of FP17s for the same patient ID Re-attending between 3 & 9 months - Adults	2,255	3,831	58.9%	51.0%	52.0%	50.6%
% of FP17s for Band 1 Urgent Courses	494	4,731	10.4%	10.3%	9.6%	9.1%
% of FP17s Relating to Free Repair or Replacements	101	4,731	2.1%	0.9%	0.7%	0.8%
% of FP17s Relating to Continuations	147	4,731	3.1%	1.1%	1.0%	1.1%
% of Patients satisfied with the dentistry they have received	14	16	87.5%	91.9%	91.6%	91.4%
% of Patients satisfied with the time they had to wait for an appointment	13	16	81.3%	86.7%	87.9%	87.7%

* This is based on patients treated on this contract for their most recent course of treatment. Figures in italics indicate the base number of FP17s or Patient Questionnaire responses are less than 100. N/A is shown where the base number of responses is less than 10 during the period. % is calculated as Quantity/Base number*100

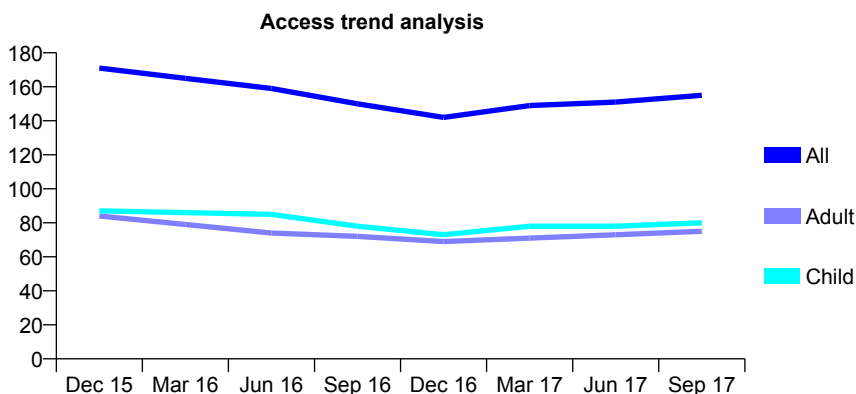
Q66 - Vital Signs At a Glance Contract Report for 195715/0001 - September 2017

Name or company name	Tor Lodge Dental Partnership
Contract type name	GDS Contract
Purpose of contract	General and Orthodontic
Contract start date	15/11/2013
Contract end date	

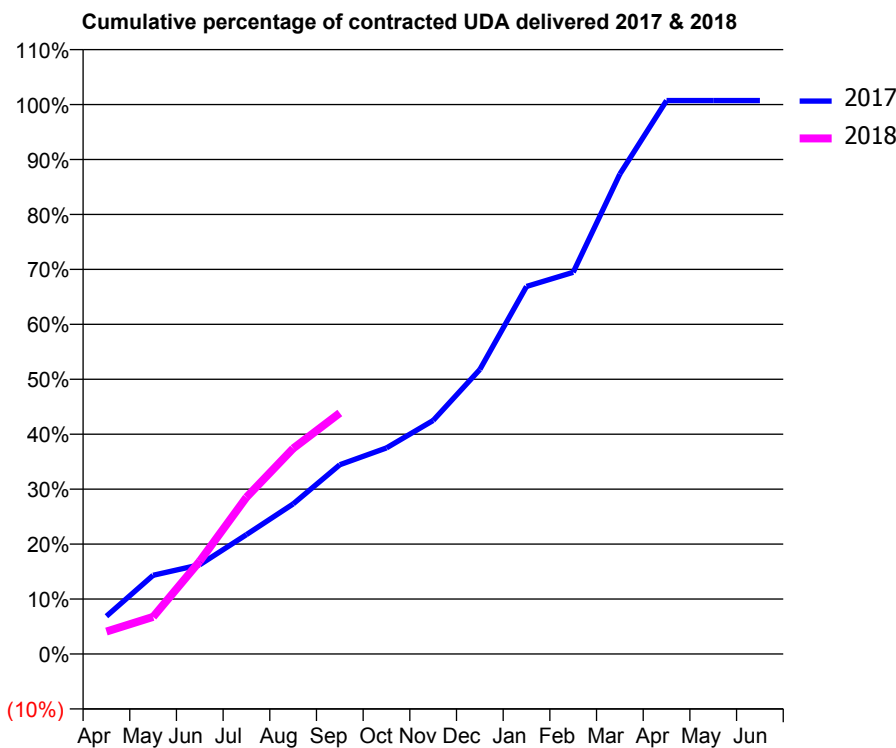
17/18 Contracted general activity (UDA)	465
Carry forward general activity (UDA)	-3
17/18 Contracted orthodontic activity (UOA)	600
Carry forward orthodontic activity (UOA)	6
Baseline contract value	£54,235.27

ACCESS*

Patients seen in 24 months	Total	Change since previous quarter
Quarter ending September 2016	150	
Quarter ending December 2016	142	↓
Quarter ending March 2017	149	↑
Quarter ending June 2017	151	→
Quarter ending September 2017	155	↑
Variance since September 2016	3.3%	↑



ACTIVITY



Month	Adjusted Scheduled Activity (UDA)	
	2017	2018
April	32	19
May	67	31
June	76	79
July	101	133
August	127	174
September	160	204
October	174	
November	198	
December	241	
January	311	
February	323	
March	406	
April	468	
May	468	
June	468	

QUALITY

	Quantity	Base Number	Contract	AT	Region	England
% of FP17s for the same patient ID Re-attending within 3 months - Children	17	119	14.3%	10.0%	11.4%	11.9%
% of FP17s for the same patient ID Re-attending within 3 months - Adults	9	57	15.8%	14.5%	15.7%	15.9%
% of FP17s for the same patient ID Re-attending between 3 & 9 months - Children	42	119	35.3%	59.6%	60.6%	58.1%
% of FP17s for the same patient ID Re-attending between 3 & 9 months - Adults	36	57	63.2%	51.0%	52.0%	50.6%
% of FP17s for Band 1 Urgent Courses	5	92	5.4%	10.3%	9.6%	9.1%
% of FP17s Relating to Free Repair or Replacements	0	92	0.0%	0.9%	0.7%	0.8%
% of FP17s Relating to Continuations	0	92	0.0%	1.1%	1.0%	1.1%
% of Patients satisfied with the dentistry they have received	0	0	N/A	91.9%	91.6%	91.4%
% of Patients satisfied with the time they had to wait for an appointment	0	0	N/A	86.7%	87.9%	87.7%

* This is based on patients treated on this contract for their most recent course of treatment. Figures in italics indicate the base number of FP17s or Patient Questionnaire responses are less than 100. N/A is shown where the base number of responses is less than 10 during the period. % is calculated as Quantity/Base number*100

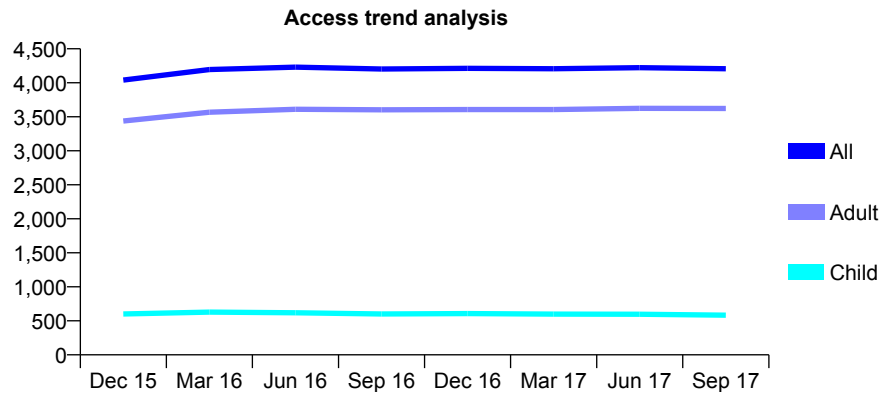
Q66 - Vital Signs At a Glance Contract Report for 196002/0001 - September 2017

Name or company name	Ingrid Cubbon Dental surgery (SW) Limited
Contract type name	GDS Contract
Purpose of contract	General
Contract start date	01/12/2012
Contract end date	

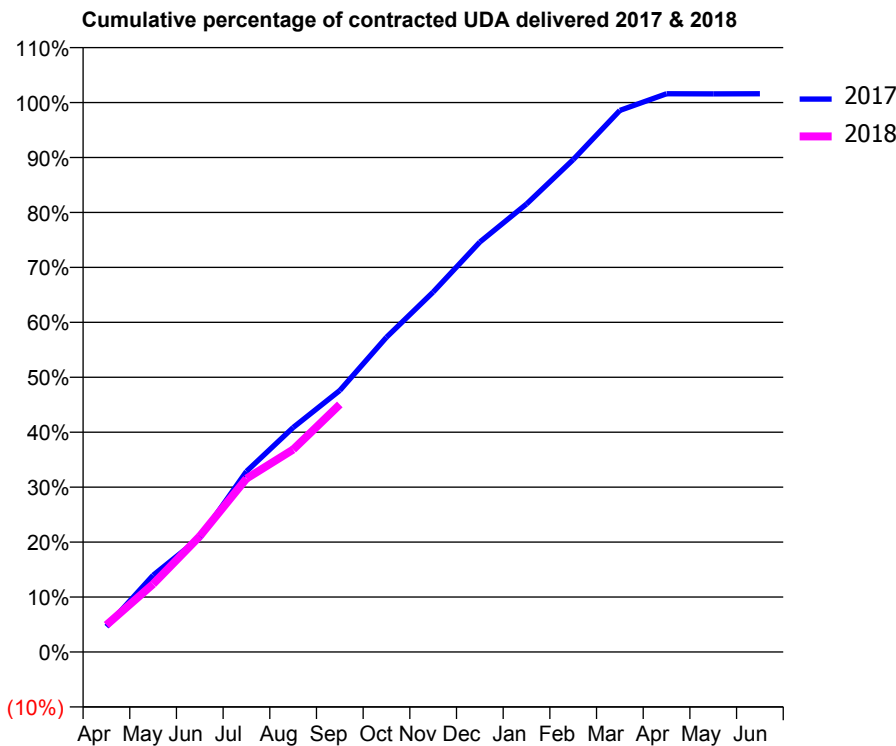
17/18 Contracted general activity (UDA)	15,021
Carry forward general activity (UDA)	-238
17/18 Contracted orthodontic activity (UOA)	0
Carry forward orthodontic activity (UOA)	0
Baseline contract value	£347,419.06

ACCESS*

Patients seen in 24 months	Total	Change since previous quarter
Quarter ending September 2016	4,203	
Quarter ending December 2016	4,213	→
Quarter ending March 2017	4,206	→
Quarter ending June 2017	4,222	→
Quarter ending September 2017	4,207	→
Variance since September 2016	0.1%	→



ACTIVITY



Month	Adjusted Scheduled Activity (UDA)	
	2017	2018
April	694	738
May	2,099	1,859
June	3,124	3,167
July	4,936	4,741
August	6,135	5,534
September	7,148	6,769
October	8,605	
November	9,839	
December	11,208	
January	12,246	
February	13,460	
March	14,804	
April	15,259	
May	15,258	
June	15,259	

QUALITY

	Quantity	Base Number	Contract	AT	Region	England
% of FP17s for the same patient ID Re-attending within 3 months - Children	26	488	5.3%	10.0%	11.4%	11.9%
% of FP17s for the same patient ID Re-attending within 3 months - Adults	457	3,255	14.0%	14.5%	15.7%	15.9%
% of FP17s for the same patient ID Re-attending between 3 & 9 months - Children	355	488	72.7%	59.6%	60.6%	58.1%
% of FP17s for the same patient ID Re-attending between 3 & 9 months - Adults	2,267	3,255	69.6%	51.0%	52.0%	50.6%
% of FP17s for Band 1 Urgent Courses	203	3,488	5.8%	10.3%	9.6%	9.1%
% of FP17s Relating to Free Repair or Replacements	21	3,488	0.6%	0.9%	0.7%	0.8%
% of FP17s Relating to Continuations	44	3,488	1.3%	1.1%	1.0%	1.1%
% of Patients satisfied with the dentistry they have received	17	17	100.0%	91.9%	91.6%	91.4%
% of Patients satisfied with the time they had to wait for an appointment	16	17	94.1%	86.7%	87.9%	87.7%

* This is based on patients treated on this contract for their most recent course of treatment. Figures in italics indicate the base number of FP17s or Patient Questionnaire responses are less than 100. N/A is shown where the base number of responses is less than 10 during the period. % is calculated as Quantity/Base number*100

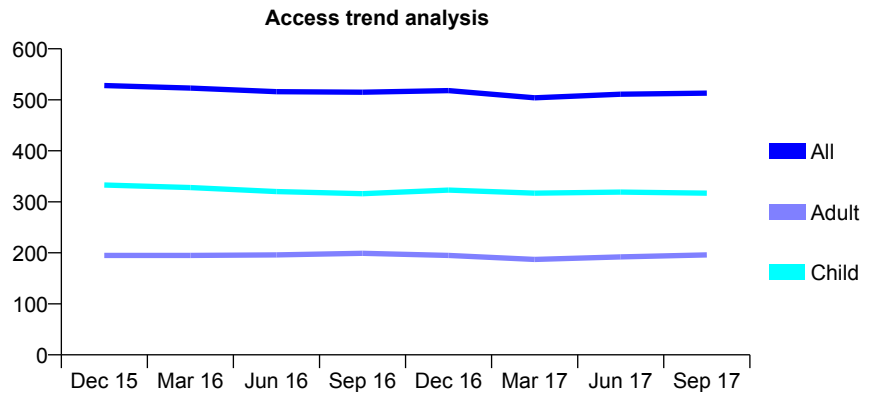
Q66 - Vital Signs At a Glance Contract Report for 196045/0001 - September 2017

Name or company name	Millbrook Villas Limited
Contract type name	GDS Contract
Purpose of contract	General
Contract start date	01/05/2013
Contract end date	

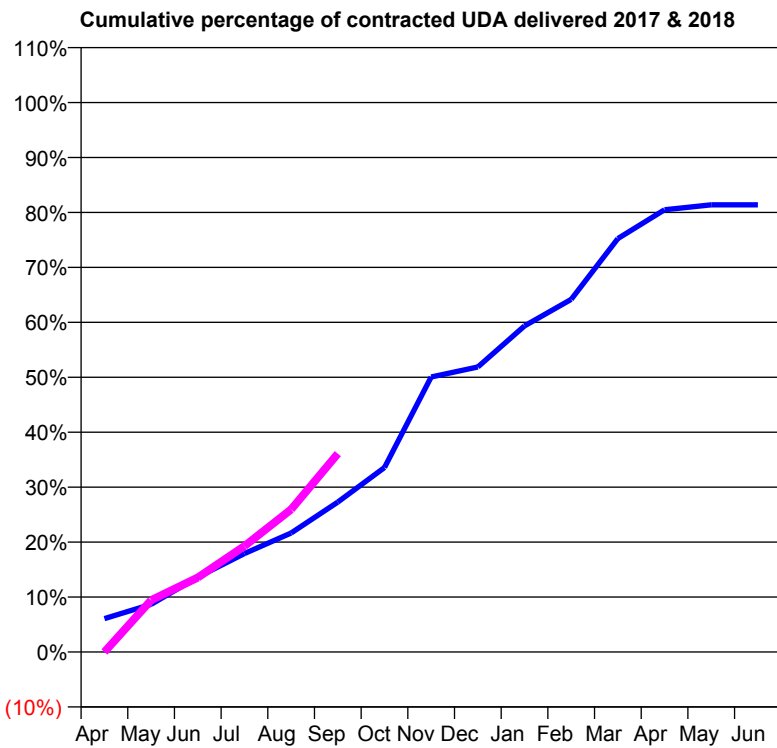
17/18 Contracted general activity (UDA)	1,100
Carry forward general activity (UDA)	0
17/18 Contracted orthodontic activity (UOA)	0
Carry forward orthodontic activity (UOA)	0
Baseline contract value	£27,764.53

ACCESS*

Patients seen in 24 months	Total	Change since previous quarter
Quarter ending September 2016	515	
Quarter ending December 2016	518	→
Quarter ending March 2017	504	↓
Quarter ending June 2017	511	→
Quarter ending September 2017	513	→
Variance since September 2016	(0.4%)	→



ACTIVITY



Adjusted Scheduled Activity (UDA)		
Month	2017	2018
April	67	0
May	95	104
June	150	149
July	197	212
August	238	285
September	300	397
October	369	
November	551	
December	571	
January	653	
February	706	
March	828	
April	885	
May	895	
June	895	

QUALITY

	Quantity	Base Number	Contract	AT	Region	England
% of FP17s for the same patient ID Re-attending within 3 months - Children	15	282	5.3%	10.0%	11.4%	11.9%
% of FP17s for the same patient ID Re-attending within 3 months - Adults	12	95	12.6%	14.5%	15.7%	15.9%
% of FP17s for the same patient ID Re-attending between 3 & 9 months - Children	200	282	70.9%	59.6%	60.6%	58.1%
% of FP17s for the same patient ID Re-attending between 3 & 9 months - Adults	48	95	50.5%	51.0%	52.0%	50.6%
% of FP17s for Band 1 Urgent Courses	16	316	5.1%	10.3%	9.6%	9.1%
% of FP17s Relating to Free Repair or Replacements	0	316	0.0%	0.9%	0.7%	0.8%
% of FP17s Relating to Continuations	0	316	0.0%	1.1%	1.0%	1.1%
% of Patients satisfied with the dentistry they have received	0	0	N/A	91.9%	91.6%	91.4%
% of Patients satisfied with the time they had to wait for an appointment	0	0	N/A	86.7%	87.9%	87.7%

* This is based on patients treated on this contract for their most recent course of treatment. Figures in italics indicate the base number of FP17s or Patient Questionnaire responses are less than 100. N/A is shown where the base number of responses is less than 10 during the period. % is calculated as Quantity/Base number*100

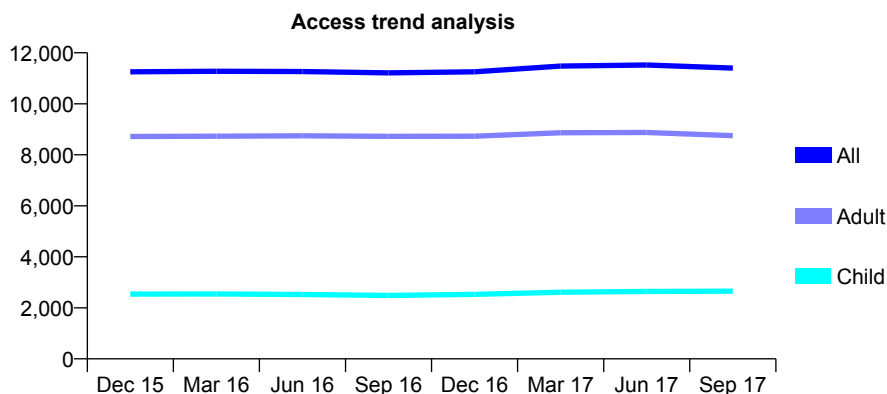
Q66 - Vital Signs At a Glance Contract Report for 196053/0001 - September 2017

Name or company name	Truro Dental Health
Contract type name	GDS Contract
Purpose of contract	General
Contract start date	01/02/2007
Contract end date	

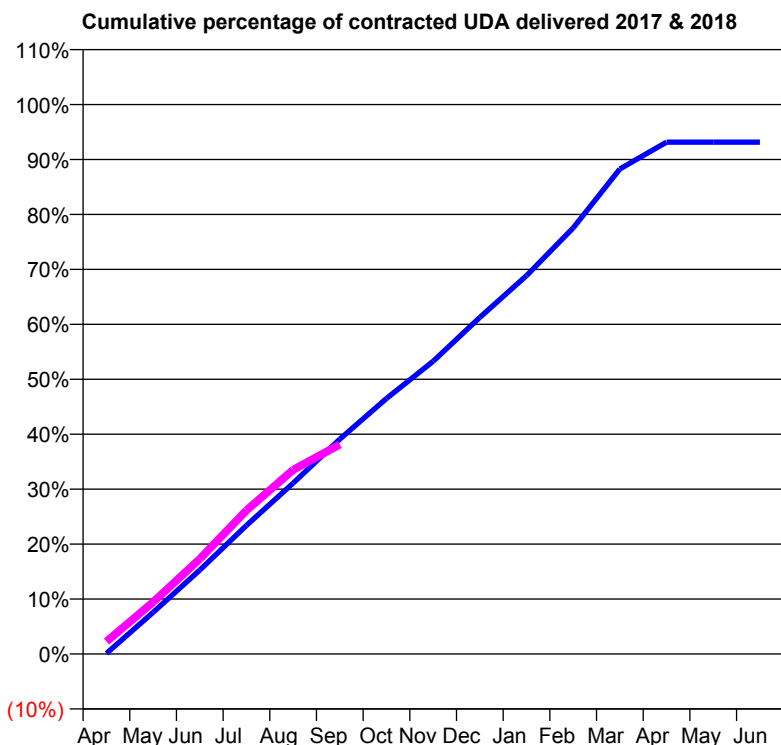
17/18 Contracted general activity (UDA)	29,737
Carry forward general activity (UDA)	0
17/18 Contracted orthodontic activity (UOA)	0
Carry forward orthodontic activity (UOA)	0
Baseline contract value	£780,133.81

ACCESS*

Patients seen in 24 months	Total	Change since previous quarter
Quarter ending September 2016	11,211	
Quarter ending December 2016	11,255	→
Quarter ending March 2017	11,480	→
Quarter ending June 2017	11,521	→
Quarter ending September 2017	11,400	↓
Variance since September 2016	1.7%	→



ACTIVITY



Month	Adjusted Scheduled Activity (UDA)	
	2017	2018
April	30	675
May	2,255	2,810
June	4,544	5,146
July	6,959	7,776
August	9,247	9,967
September	11,626	11,338
October	13,830	
November	15,841	
December	18,219	
January	20,473	
February	23,062	
March	26,251	
April	27,702	
May	27,699	
June	27,701	

QUALITY

	Quantity	Base Number	Contract	AT	Region	England
% of FP17s for the same patient ID Re-attending within 3 months - Children	127	1,912	6.6%	10.0%	11.4%	11.9%
% of FP17s for the same patient ID Re-attending within 3 months - Adults	804	5,851	13.7%	14.5%	15.7%	15.9%
% of FP17s for the same patient ID Re-attending between 3 & 9 months - Children	1,099	1,912	57.5%	59.6%	60.6%	58.1%
% of FP17s for the same patient ID Re-attending between 3 & 9 months - Adults	3,216	5,851	55.0%	51.0%	52.0%	50.6%
% of FP17s for Band 1 Urgent Courses	545	6,593	8.3%	10.3%	9.6%	9.1%
% of FP17s Relating to Free Repair or Replacements	99	6,593	1.5%	0.9%	0.7%	0.8%
% of FP17s Relating to Continuations	94	6,593	1.4%	1.1%	1.0%	1.1%
% of Patients satisfied with the dentistry they have received	22	23	95.7%	91.9%	91.6%	91.4%
% of Patients satisfied with the time they had to wait for an appointment	22	23	95.7%	86.7%	87.9%	87.7%

* This is based on patients treated on this contract for their most recent course of treatment. Figures in italics indicate the base number of FP17s or Patient Questionnaire responses are less than 100. N/A is shown where the base number of responses is less than 10 during the period. % is calculated as Quantity/Base number*100

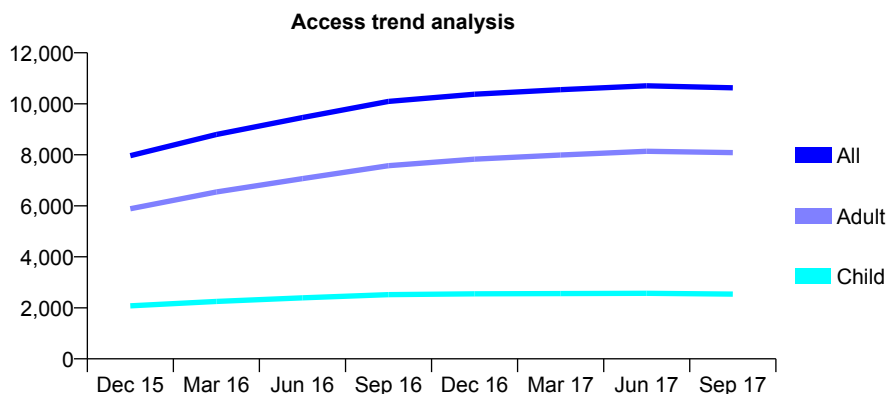
Q66 - Vital Signs At a Glance Contract Report for 196460/0001 - September 2017

Name or company name	The Windsor Place Partnership
Contract type name	GDS Contract
Purpose of contract	General
Contract start date	01/12/2014
Contract end date	

17/18 Contracted general activity (UDA)	34,038
Carry forward general activity (UDA)	1,193
17/18 Contracted orthodontic activity (UOA)	0
Carry forward orthodontic activity (UOA)	0
Baseline contract value	£930,041.61

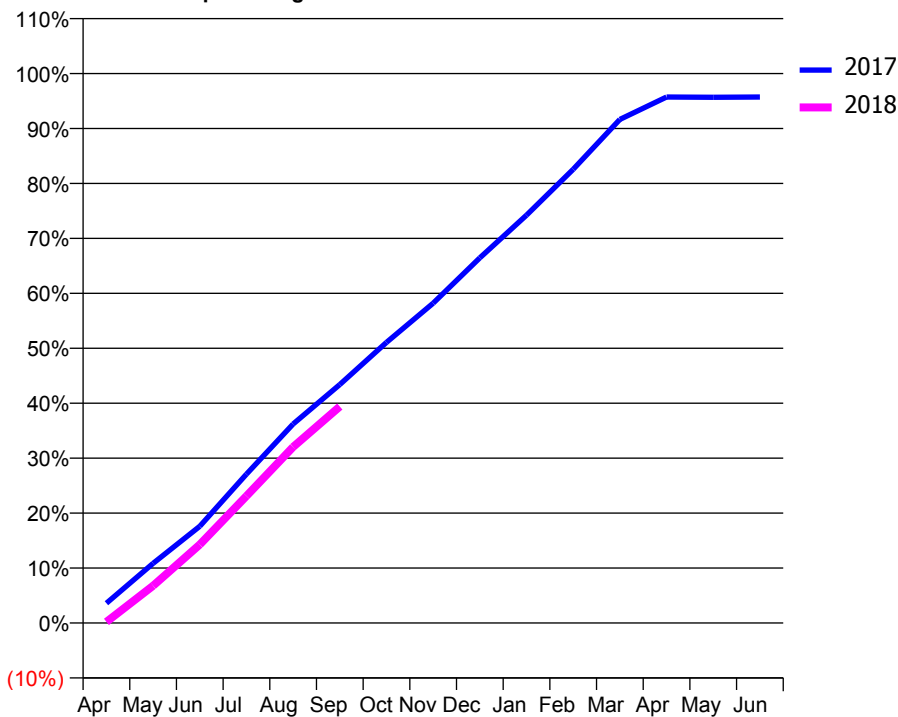
ACCESS*

Patients seen in 24 months	Total	Change since previous quarter
Quarter ending September 2016	10,092	
Quarter ending December 2016	10,378	↑
Quarter ending March 2017	10,554	→
Quarter ending June 2017	10,706	→
Quarter ending September 2017	10,626	→
Variance since September 2016	5.3%	↑



ACTIVITY

Cumulative percentage of contracted UDA delivered 2017 & 2018



Month	Adjusted Scheduled Activity (UDA)	
	2017	2018
April	1,229	71
May	3,698	2,307
June	5,989	4,857
July	9,225	7,869
August	12,327	10,911
September	14,776	13,413
October	17,386	
November	19,809	
December	22,620	
January	25,267	
February	28,102	
March	31,195	
April	32,578	
May	32,567	
June	32,578	

QUALITY

	Quantity	Base Number	Contract	AT	Region	England
% of FP17s for the same patient ID Re-attending within 3 months - Children	130	1,767	7.4%	10.0%	11.4%	11.9%
% of FP17s for the same patient ID Re-attending within 3 months - Adults	1,112	5,802	19.2%	14.5%	15.7%	15.9%
% of FP17s for the same patient ID Re-attending between 3 & 9 months - Children	954	1,767	54.0%	59.6%	60.6%	58.1%
% of FP17s for the same patient ID Re-attending between 3 & 9 months - Adults	2,834	5,802	48.8%	51.0%	52.0%	50.6%
% of FP17s for Band 1 Urgent Courses	984	7,031	14.0%	10.3%	9.6%	9.1%
% of FP17s Relating to Free Repair or Replacements	162	7,031	2.3%	0.9%	0.7%	0.8%
% of FP17s Relating to Continuations	64	7,031	0.9%	1.1%	1.0%	1.1%
% of Patients satisfied with the dentistry they have received	21	24	87.5%	91.9%	91.6%	91.4%
% of Patients satisfied with the time they had to wait for an appointment	20	24	83.3%	86.7%	87.9%	87.7%

* This is based on patients treated on this contract for their most recent course of treatment. Figures in italics indicate the base number of FP17s or Patient Questionnaire responses are less than 100. N/A is shown where the base number of responses is less than 10 during the period. % is calculated as Quantity/Base number*100

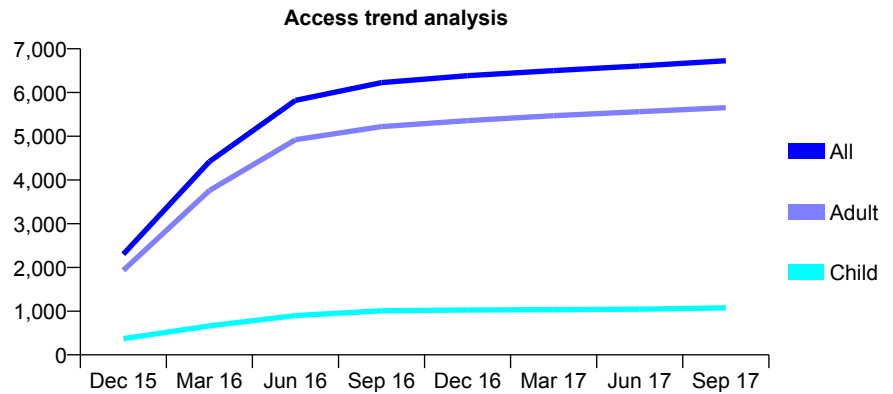
Q66 - Vital Signs At a Glance Contract Report for 196665/0001 - September 2017

Name or company name	DR Jaswinder Dhariwal
Contract type name	GDS Contract
Purpose of contract	General
Contract start date	14/09/2015
Contract end date	

17/18 Contracted general activity (UDA)	28,000
Carry forward general activity (UDA)	0
17/18 Contracted orthodontic activity (UOA)	0
Carry forward orthodontic activity (UOA)	0
Baseline contract value	£740,405.20

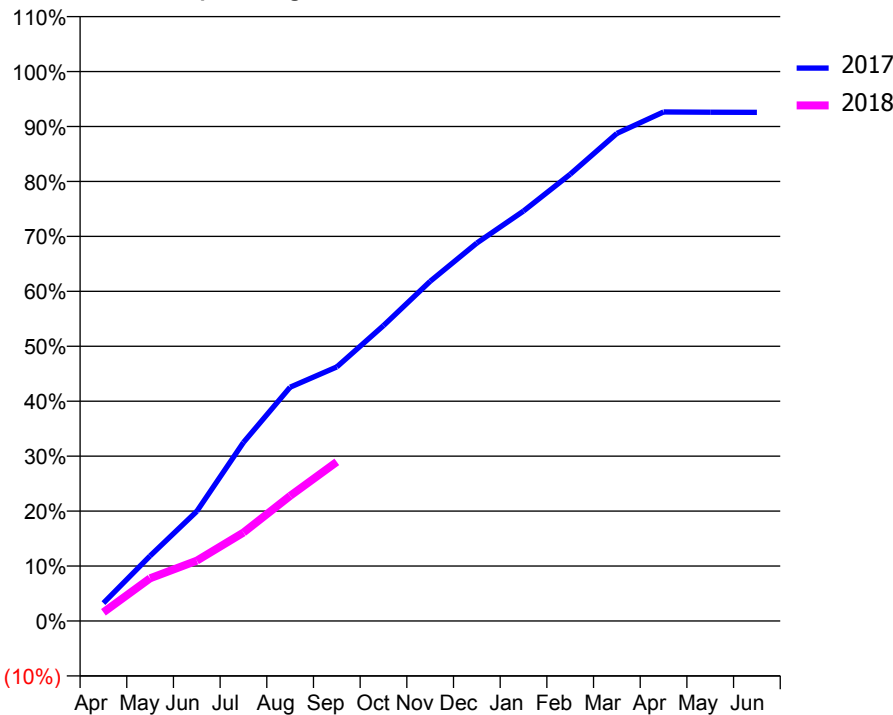
ACCESS*

Patients seen in 24 months	Total	Change since previous quarter
Quarter ending September 2016	6,228	
Quarter ending December 2016	6,385	↑
Quarter ending March 2017	6,502	→
Quarter ending June 2017	6,609	→
Quarter ending September 2017	6,727	→
Variance since September 2016	8.0%	↑



ACTIVITY

Cumulative percentage of contracted UDA delivered 2017 & 2018



Month	Adjusted Scheduled Activity (UDA)	
	2017	2018
April	718	444
May	2,606	2,176
June	4,389	3,073
July	7,153	4,509
August	9,362	6,376
September	10,172	8,108
October	11,828	
November	13,599	
December	15,133	
January	16,416	
February	17,889	
March	19,521	
April	20,383	
May	20,368	
June	20,366	

QUALITY

	Quantity	Base Number	Contract	AT	Region	England
% of FP17s for the same patient ID Re-attending within 3 months - Children	122	967	12.6%	10.0%	11.4%	11.9%
% of FP17s for the same patient ID Re-attending within 3 months - Adults	429	3,901	11.0%	14.5%	15.7%	15.9%
% of FP17s for the same patient ID Re-attending between 3 & 9 months - Children	548	967	56.7%	59.6%	60.6%	58.1%
% of FP17s for the same patient ID Re-attending between 3 & 9 months - Adults	2,329	3,901	59.7%	51.0%	52.0%	50.6%
% of FP17s for Band 1 Urgent Courses	388	4,426	8.8%	10.3%	9.6%	9.1%
% of FP17s Relating to Free Repair or Replacements	56	4,426	1.3%	0.9%	0.7%	0.8%
% of FP17s Relating to Continuations	6	4,426	0.1%	1.1%	1.0%	1.1%
% of Patients satisfied with the dentistry they have received	15	16	93.8%	91.9%	91.6%	91.4%
% of Patients satisfied with the time they had to wait for an appointment	14	16	87.5%	86.7%	87.9%	87.7%

* This is based on patients treated on this contract for their most recent course of treatment. Figures in italics indicate the base number of FP17s or Patient Questionnaire responses are less than 100. N/A is shown where the base number of responses is less than 10 during the period. % is calculated as Quantity/Base number*100

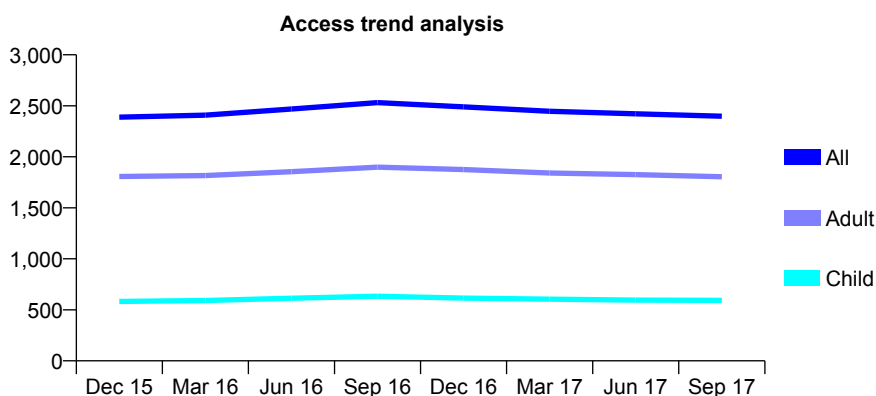
Q66 - Vital Signs At a Glance Contract Report for 196681/0001 - September 2017

Name or company name	Salcombe Dental Practice Limited
Contract type name	GDS Contract
Purpose of contract	General
Contract start date	01/04/2011
Contract end date	

17/18 Contracted general activity (UDA)	7,250
Carry forward general activity (UDA)	-82
17/18 Contracted orthodontic activity (UOA)	0
Carry forward orthodontic activity (UOA)	0
Baseline contract value	£191,021.95

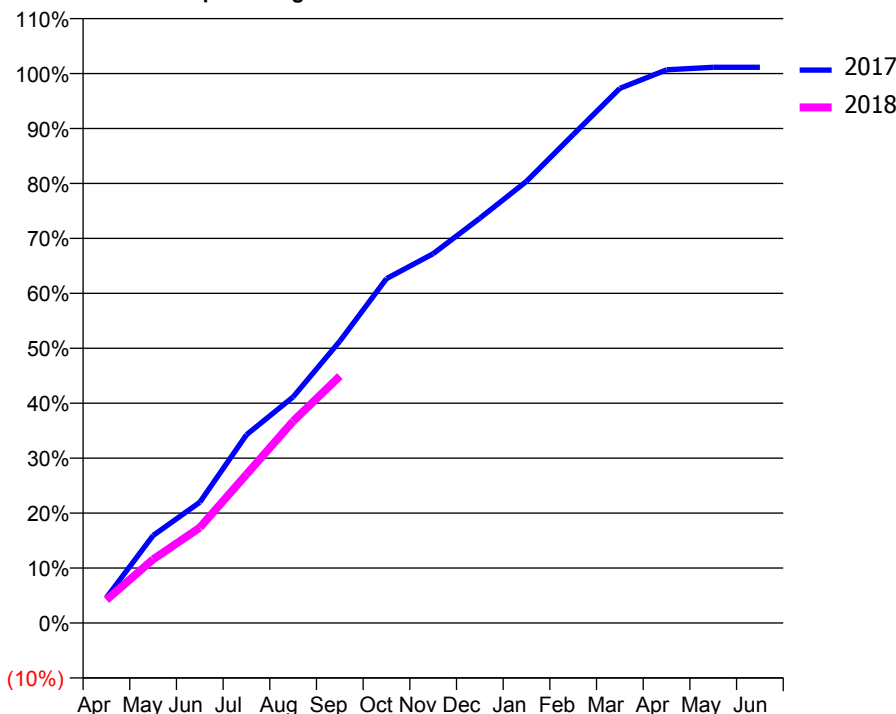
ACCESS*

Patients seen in 24 months	Total	Change since previous quarter
Quarter ending September 2016	2,532	
Quarter ending December 2016	2,490	↓
Quarter ending March 2017	2,446	↓
Quarter ending June 2017	2,421	↓
Quarter ending September 2017	2,398	→
Variance since September 2016	(5.3%)	↓



ACTIVITY

Cumulative percentage of contracted UDA delivered 2017 & 2018



Month	Adjusted Scheduled Activity (UDA)	
	2017	2018
April	335	305
May	1,155	841
June	1,593	1,259
July	2,483	1,960
August	2,982	2,663
September	3,719	3,257
October	4,543	
November	4,873	
December	5,341	
January	5,828	
February	6,443	
March	7,055	
April	7,299	
May	7,332	
June	7,332	

QUALITY

	Quantity	Base Number	Contract	AT	Region	England
% of FP17s for the same patient ID Re-attending within 3 months - Children	24	473	5.1%	10.0%	11.4%	11.9%
% of FP17s for the same patient ID Re-attending within 3 months - Adults	181	1,231	14.7%	14.5%	15.7%	15.9%
% of FP17s for the same patient ID Re-attending between 3 & 9 months - Children	293	473	61.9%	59.6%	60.6%	58.1%
% of FP17s for the same patient ID Re-attending between 3 & 9 months - Adults	712	1,231	57.8%	51.0%	52.0%	50.6%
% of FP17s for Band 1 Urgent Courses	94	1,581	5.9%	10.3%	9.6%	9.1%
% of FP17s Relating to Free Repair or Replacements	7	1,581	0.4%	0.9%	0.7%	0.8%
% of FP17s Relating to Continuations	23	1,581	1.5%	1.1%	1.0%	1.1%
% of Patients satisfied with the dentistry they have received	4	5	N/A	91.9%	91.6%	91.4%
% of Patients satisfied with the time they had to wait for an appointment	3	5	N/A	86.7%	87.9%	87.7%

* This is based on patients treated on this contract for their most recent course of treatment. Figures in italics indicate the base number of FP17s or Patient Questionnaire responses are less than 100. N/A is shown where the base number of responses is less than 10 during the period. % is calculated as Quantity/Base number*100

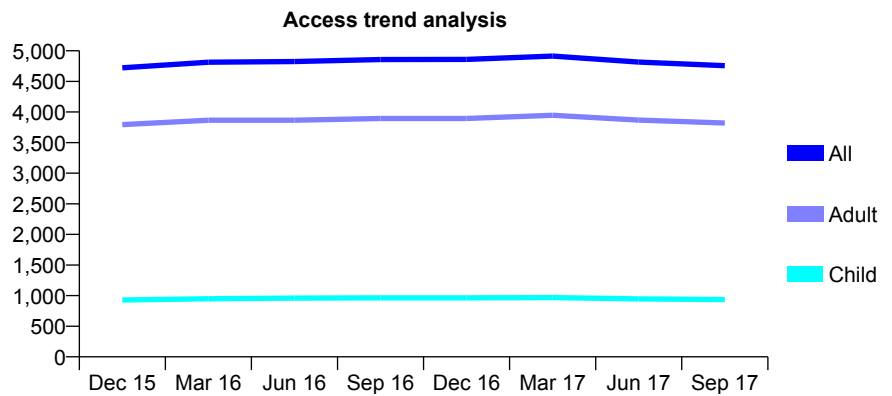
Q66 - Vital Signs At a Glance Contract Report for 197521/0001 - September 2017

Name or company name	Fresh Dental Health Care Limited
Contract type name	PDS Plus Contract
Purpose of contract	General
Contract start date	01/04/2010
Contract end date	30/06/2020

17/18 Contracted general activity (UDA)	14,300
Carry forward general activity (UDA)	275
17/18 Contracted orthodontic activity (UOA)	0
Carry forward orthodontic activity (UOA)	0
Baseline contract value	£235,674.52

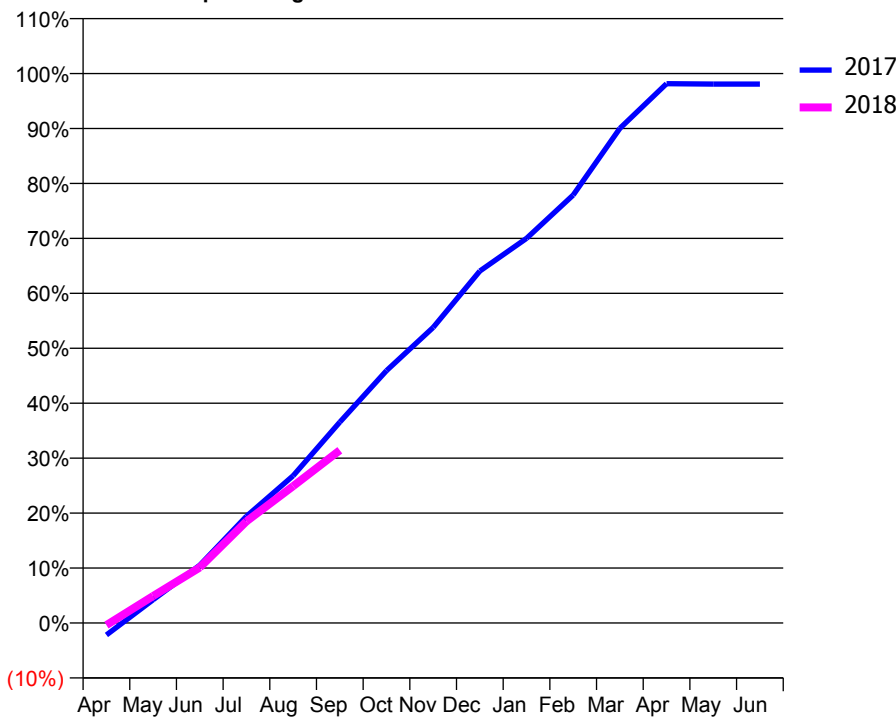
ACCESS*

Patients seen in 24 months	Total	Change since previous quarter
Quarter ending September 2016	4,857	
Quarter ending December 2016	4,859	→
Quarter ending March 2017	4,915	→
Quarter ending June 2017	4,815	↓
Quarter ending September 2017	4,756	↓
Variance since September 2016	(2.1%)	↓



ACTIVITY

Cumulative percentage of contracted UDA delivered 2017 & 2018



Month	Adjusted Scheduled Activity (UDA)	
	2017	2018
April	-313	-56
May	607	704
June	1,504	1,445
July	2,777	2,647
August	3,834	3,560
September	5,227	4,497
October	6,566	
November	7,690	
December	9,158	
January	10,011	
February	11,137	
March	12,873	
April	14,034	
May	14,023	
June	14,025	

QUALITY

	Quantity	Base Number	Contract	AT	Region	England
% of FP17s for the same patient ID Re-attending within 3 months - Children	51	523	9.8%	10.0%	11.4%	11.9%
% of FP17s for the same patient ID Re-attending within 3 months - Adults	382	2,079	18.4%	14.5%	15.7%	15.9%
% of FP17s for the same patient ID Re-attending between 3 & 9 months - Children	287	523	54.9%	59.6%	60.6%	58.1%
% of FP17s for the same patient ID Re-attending between 3 & 9 months - Adults	1,003	2,079	48.2%	51.0%	52.0%	50.6%
% of FP17s for Band 1 Urgent Courses	279	2,236	12.5%	10.3%	9.6%	9.1%
% of FP17s Relating to Free Repair or Replacements	21	2,236	0.9%	0.9%	0.7%	0.8%
% of FP17s Relating to Continuations	18	2,236	0.8%	1.1%	1.0%	1.1%
% of Patients satisfied with the dentistry they have received	15	16	93.8%	91.9%	91.6%	91.4%
% of Patients satisfied with the time they had to wait for an appointment	15	16	93.8%	86.7%	87.9%	87.7%

* This is based on patients treated on this contract for their most recent course of treatment. Figures in italics indicate the base number of FP17s or Patient Questionnaire responses are less than 100. N/A is shown where the base number of responses is less than 10 during the period. % is calculated as Quantity/Base number*100

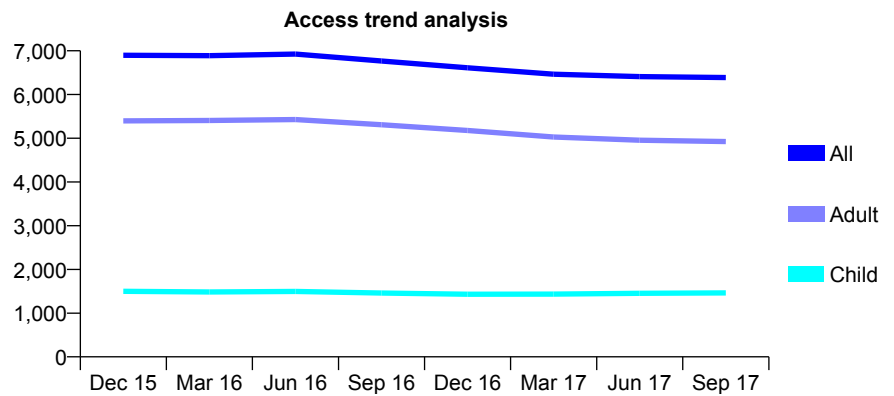
Q66 - Vital Signs At a Glance Contract Report for 197971/0001 - September 2017

Name or company name	Maidwell Dental Practice Limited
Contract type name	GDS Contract
Purpose of contract	General
Contract start date	01/08/2010
Contract end date	

17/18 Contracted general activity (UDA)	16,293
Carry forward general activity (UDA)	563
17/18 Contracted orthodontic activity (UOA)	0
Carry forward orthodontic activity (UOA)	0
Baseline contract value	£433,493.47

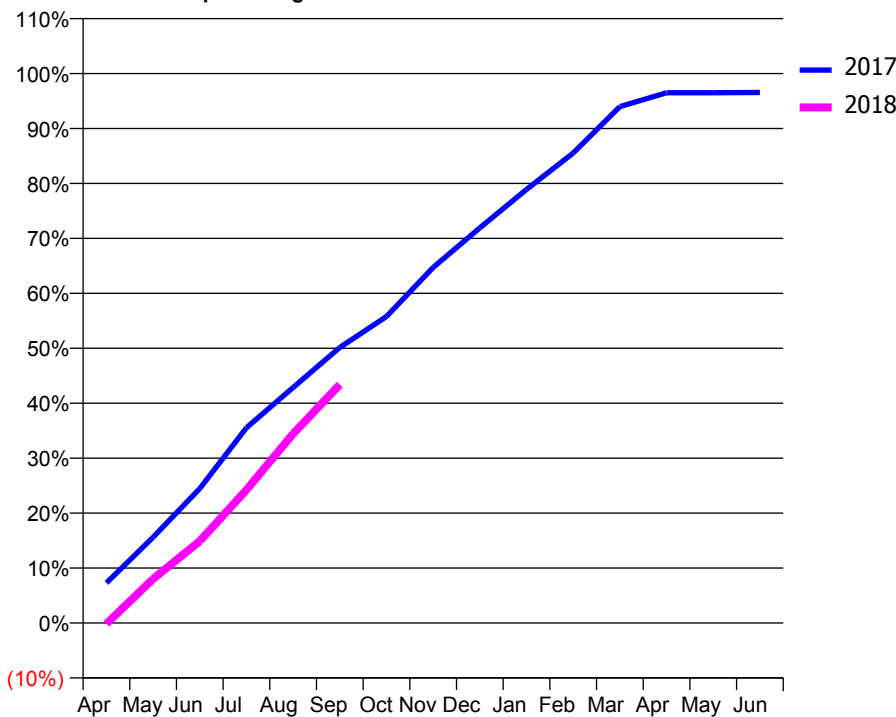
ACCESS*

Patients seen in 24 months	Total	Change since previous quarter
Quarter ending September 2016	6,768	
Quarter ending December 2016	6,610	↓
Quarter ending March 2017	6,464	↓
Quarter ending June 2017	6,409	→
Quarter ending September 2017	6,387	→
Variance since September 2016	(5.6%)	↓



ACTIVITY

Cumulative percentage of contracted UDA delivered 2017 & 2018



Month	Adjusted Scheduled Activity (UDA)	
	2017	2018
April	1,189	-27
May	2,544	1,305
June	3,986	2,428
July	5,789	3,947
August	6,986	5,613
September	8,169	7,071
October	9,087	
November	10,543	
December	11,716	
January	12,855	
February	13,934	
March	15,312	
April	15,721	
May	15,724	
June	15,730	

QUALITY

	Quantity	Base Number	Contract	AT	Region	England
% of FP17s for the same patient ID Re-attending within 3 months - Children	40	958	4.2%	10.0%	11.4%	11.9%
% of FP17s for the same patient ID Re-attending within 3 months - Adults	364	3,082	11.8%	14.5%	15.7%	15.9%
% of FP17s for the same patient ID Re-attending between 3 & 9 months - Children	387	958	40.4%	59.6%	60.6%	58.1%
% of FP17s for the same patient ID Re-attending between 3 & 9 months - Adults	1,386	3,082	45.0%	51.0%	52.0%	50.6%
% of FP17s for Band 1 Urgent Courses	170	3,829	4.4%	10.3%	9.6%	9.1%
% of FP17s Relating to Free Repair or Replacements	5	3,829	0.1%	0.9%	0.7%	0.8%
% of FP17s Relating to Continuations	101	3,829	2.6%	1.1%	1.0%	1.1%
% of Patients satisfied with the dentistry they have received	11	12	91.7%	91.9%	91.6%	91.4%
% of Patients satisfied with the time they had to wait for an appointment	10	12	83.3%	86.7%	87.9%	87.7%

* This is based on patients treated on this contract for their most recent course of treatment. Figures in italics indicate the base number of FP17s or Patient Questionnaire responses are less than 100. N/A is shown where the base number of responses is less than 10 during the period. % is calculated as Quantity/Base number*100

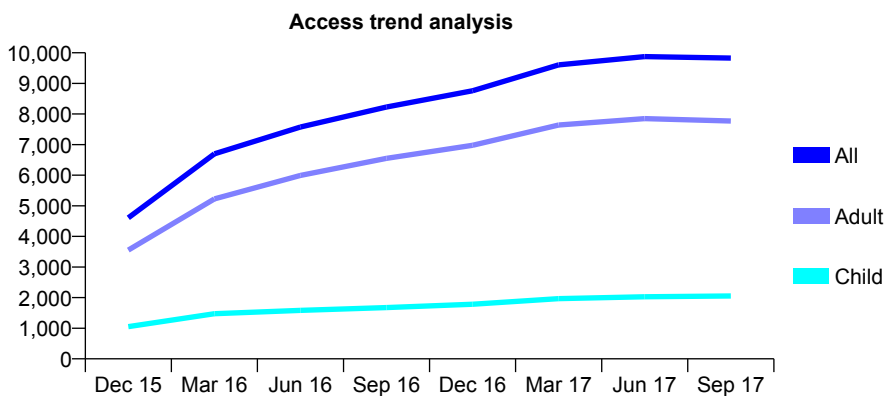
Q66 - Vital Signs At a Glance Contract Report for 198382/0001 - September 2017

Name or company name	Bond Street Dental Partners
Contract type name	GDS Contract
Purpose of contract	General
Contract start date	01/07/2015
Contract end date	

17/18 Contracted general activity (UDA)	33,000
Carry forward general activity (UDA)	0
17/18 Contracted orthodontic activity (UOA)	0
Carry forward orthodontic activity (UOA)	0
Baseline contract value	£865,736.83

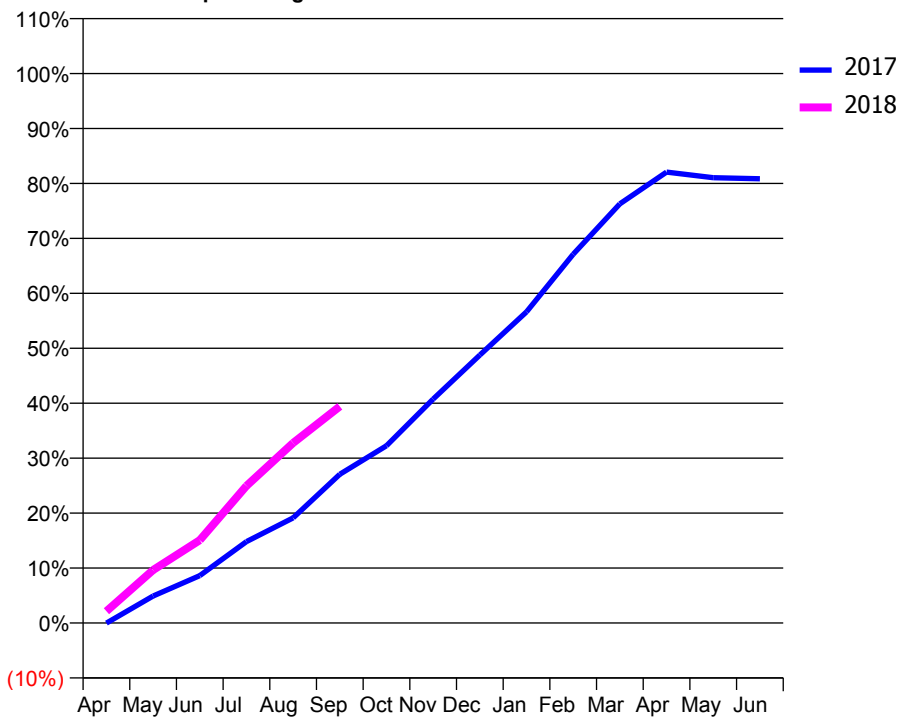
ACCESS*

Patients seen in 24 months	Total	Change since previous quarter
Quarter ending September 2016	8,227	
Quarter ending December 2016	8,762	↑
Quarter ending March 2017	9,606	↑
Quarter ending June 2017	9,876	↑
Quarter ending September 2017	9,826	→
Variance since September 2016	19.4%	↑



ACTIVITY

Cumulative percentage of contracted UDA delivered 2017 & 2018



Month	Adjusted Scheduled Activity (UDA)	
	2017	2018
April	-13	709
May	1,624	3,184
June	2,847	4,978
July	4,892	8,238
August	6,311	10,813
September	8,937	13,011
October	10,645	
November	13,453	
December	16,096	
January	18,689	
February	22,148	
March	25,173	
April	27,077	
May	26,740	
June	26,678	

QUALITY

	Quantity	Base Number	Contract	AT	Region	England
% of FP17s for the same patient ID Re-attending within 3 months - Children	116	1,238	9.4%	10.0%	11.4%	11.9%
% of FP17s for the same patient ID Re-attending within 3 months - Adults	843	4,206	20.0%	14.5%	15.7%	15.9%
% of FP17s for the same patient ID Re-attending between 3 & 9 months - Children	528	1,238	42.6%	59.6%	60.6%	58.1%
% of FP17s for the same patient ID Re-attending between 3 & 9 months - Adults	1,541	4,206	36.6%	51.0%	52.0%	50.6%
% of FP17s for Band 1 Urgent Courses	637	4,923	12.9%	10.3%	9.6%	9.1%
% of FP17s Relating to Free Repair or Replacements	92	4,923	1.9%	0.9%	0.7%	0.8%
% of FP17s Relating to Continuations	32	4,923	0.7%	1.1%	1.0%	1.1%
% of Patients satisfied with the dentistry they have received	23	27	85.2%	91.9%	91.6%	91.4%
% of Patients satisfied with the time they had to wait for an appointment	22	27	81.5%	86.7%	87.9%	87.7%

* This is based on patients treated on this contract for their most recent course of treatment. Figures in italics indicate the base number of FP17s or Patient Questionnaire responses are less than 100. N/A is shown where the base number of responses is less than 10 during the period. % is calculated as Quantity/Base number*100

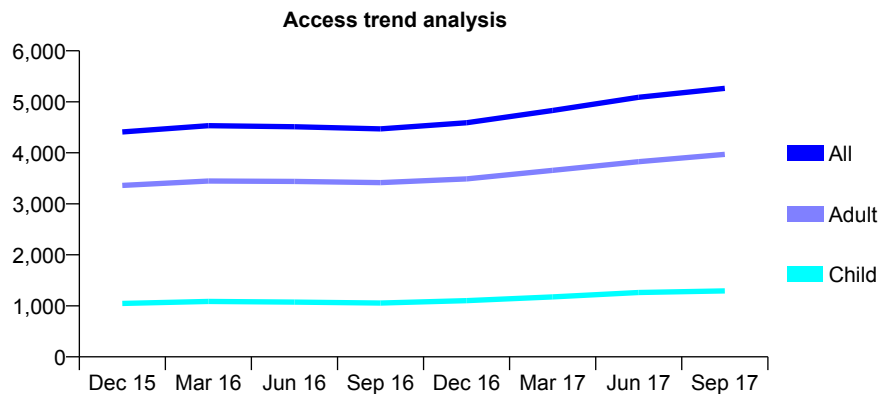
Q66 - Vital Signs At a Glance Contract Report for 199109/0001 - September 2017

Name or company name	Central Park Dental Practice Limited
Contract type name	GDS Contract
Purpose of contract	General
Contract start date	01/04/2010
Contract end date	

17/18 Contracted general activity (UDA)	18,000
Carry forward general activity (UDA)	-56
17/18 Contracted orthodontic activity (UOA)	0
Carry forward orthodontic activity (UOA)	0
Baseline contract value	£456,578.80

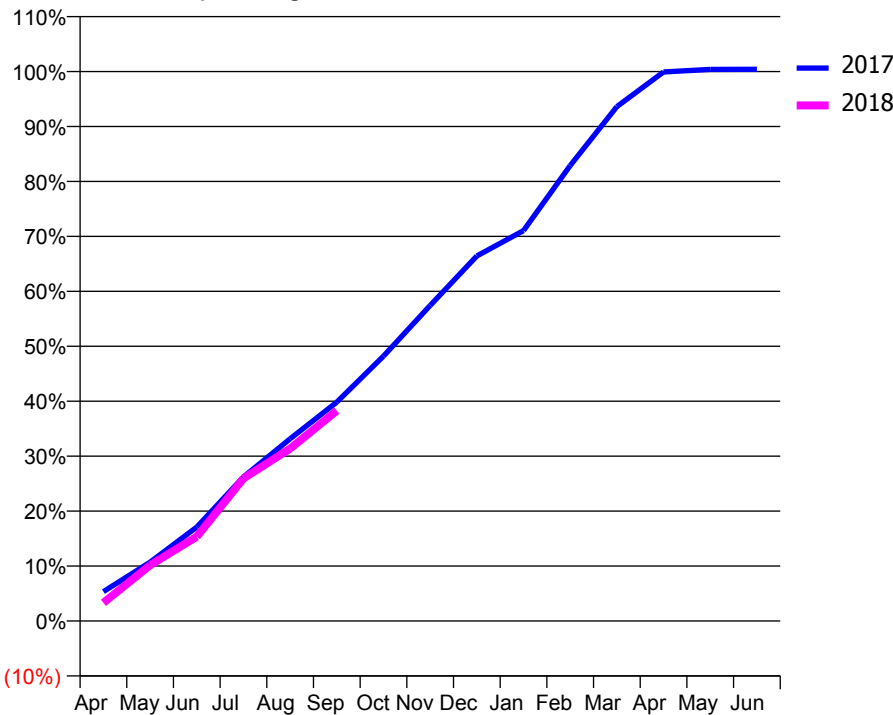
ACCESS*

Patients seen in 24 months	Total	Change since previous quarter
Quarter ending September 2016	4,470	
Quarter ending December 2016	4,590	↑
Quarter ending March 2017	4,830	↑
Quarter ending June 2017	5,089	↑
Quarter ending September 2017	5,264	↑
Variance since September 2016	17.8%	↑



ACTIVITY

Cumulative percentage of contracted UDA delivered 2017 & 2018



Month	Adjusted Scheduled Activity (UDA)	
	2017	2018
April	749	596
May	1,500	1,827
June	2,395	2,762
July	3,672	4,672
August	4,644	5,648
September	5,577	6,891
October	6,748	
November	8,039	
December	9,301	
January	9,946	
February	11,604	
March	13,105	
April	13,990	
May	14,053	
June	14,056	

QUALITY

	Quantity	Base Number	Contract	AT	Region	England
% of FP17s for the same patient ID Re-attending within 3 months - Children	46	855	5.4%	10.0%	11.4%	11.9%
% of FP17s for the same patient ID Re-attending within 3 months - Adults	383	2,624	14.6%	14.5%	15.7%	15.9%
% of FP17s for the same patient ID Re-attending between 3 & 9 months - Children	405	855	47.4%	59.6%	60.6%	58.1%
% of FP17s for the same patient ID Re-attending between 3 & 9 months - Adults	1,137	2,624	43.3%	51.0%	52.0%	50.6%
% of FP17s for Band 1 Urgent Courses	226	3,089	7.3%	10.3%	9.6%	9.1%
% of FP17s Relating to Free Repair or Replacements	25	3,089	0.8%	0.9%	0.7%	0.8%
% of FP17s Relating to Continuations	72	3,089	2.3%	1.1%	1.0%	1.1%
% of Patients satisfied with the dentistry they have received	30	33	90.9%	91.9%	91.6%	91.4%
% of Patients satisfied with the time they had to wait for an appointment	32	33	97.0%	86.7%	87.9%	87.7%

* This is based on patients treated on this contract for their most recent course of treatment. Figures in italics indicate the base number of FP17s or Patient Questionnaire responses are less than 100. N/A is shown where the base number of responses is less than 10 during the period. % is calculated as Quantity/Base number*100

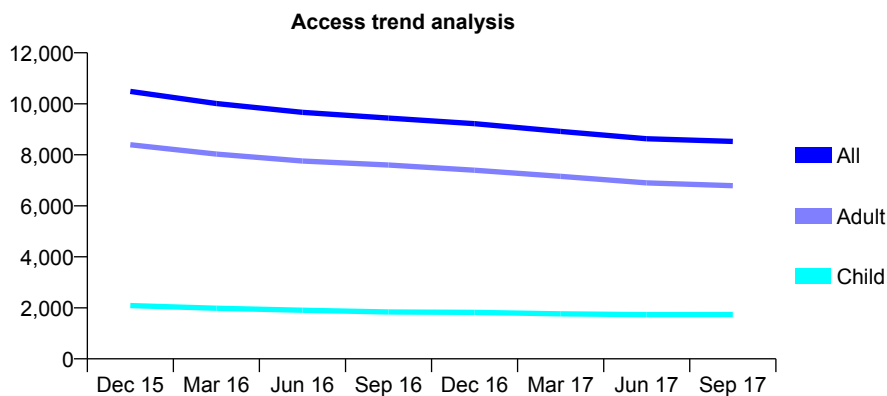
Q66 - Vital Signs At a Glance Contract Report for 199222/0001 - September 2017

Name or company name	Green Lane Dental Practice Partnership
Contract type name	GDS Contract
Purpose of contract	General
Contract start date	24/01/2013
Contract end date	

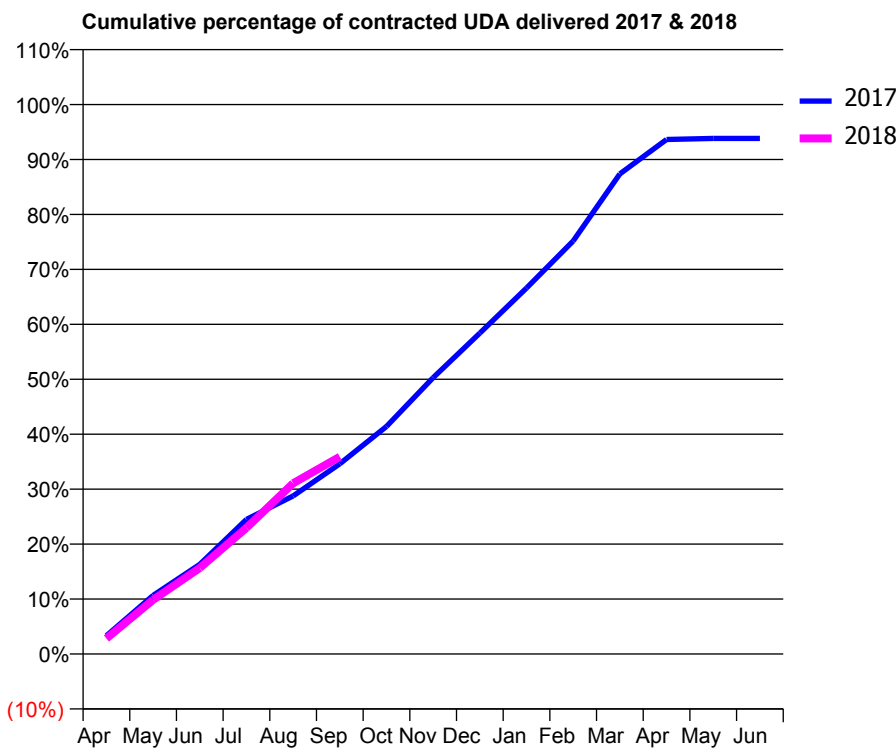
17/18 Contracted general activity (UDA)	30,211
Carry forward general activity (UDA)	0
17/18 Contracted orthodontic activity (UOA)	0
Carry forward orthodontic activity (UOA)	0
Baseline contract value	£792,636.31

ACCESS*

Patients seen in 24 months	Total	Change since previous quarter
Quarter ending September 2016	9,441	
Quarter ending December 2016	9,221	↓
Quarter ending March 2017	8,917	↓
Quarter ending June 2017	8,630	↓
Quarter ending September 2017	8,528	↓
Variance since September 2016	(9.7%)	↓



ACTIVITY



Month	Adjusted Scheduled Activity (UDA)	
	2017	2018
April	761	855
May	2,426	2,978
June	3,711	4,732
July	5,572	6,939
August	6,543	9,390
September	7,873	10,848
October	9,416	
November	11,436	
December	13,282	
January	15,148	
February	17,093	
March	19,869	
April	21,293	
May	21,335	
June	21,336	

QUALITY

	Quantity	Base Number	Contract	AT	Region	England
% of FP17s for the same patient ID Re-attending within 3 months - Children	54	1,207	4.5%	10.0%	11.4%	11.9%
% of FP17s for the same patient ID Re-attending within 3 months - Adults	599	4,455	13.4%	14.5%	15.7%	15.9%
% of FP17s for the same patient ID Re-attending between 3 & 9 months - Children	516	1,207	42.8%	59.6%	60.6%	58.1%
% of FP17s for the same patient ID Re-attending between 3 & 9 months - Adults	1,868	4,455	41.9%	51.0%	52.0%	50.6%
% of FP17s for Band 1 Urgent Courses	381	5,094	7.5%	10.3%	9.6%	9.1%
% of FP17s Relating to Free Repair or Replacements	39	5,094	0.8%	0.9%	0.7%	0.8%
% of FP17s Relating to Continuations	92	5,094	1.8%	1.1%	1.0%	1.1%
% of Patients satisfied with the dentistry they have received	28	31	90.3%	91.9%	91.6%	91.4%
% of Patients satisfied with the time they had to wait for an appointment	28	31	90.3%	86.7%	87.9%	87.7%

* This is based on patients treated on this contract for their most recent course of treatment. Figures in italics indicate the base number of FP17s or Patient Questionnaire responses are less than 100. N/A is shown where the base number of responses is less than 10 during the period. % is calculated as Quantity/Base number*100

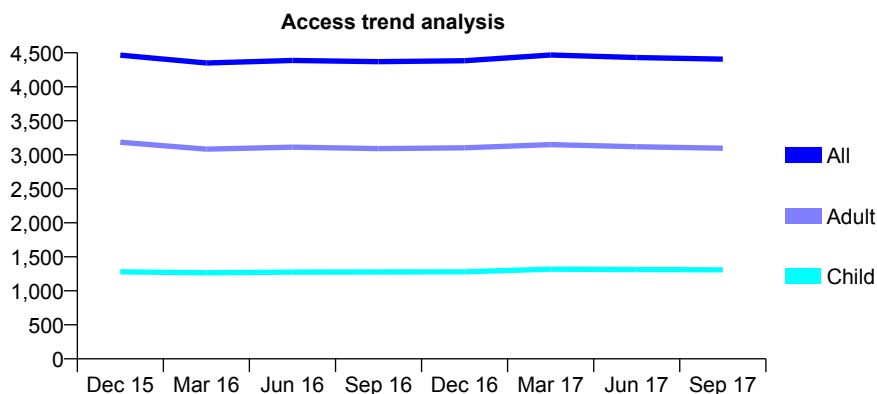
Q66 - Vital Signs At a Glance Contract Report for 199672/0001 - September 2017

Name or company name	Murgelas Practice Management Ltd
Contract type name	GDS Contract
Purpose of contract	General
Contract start date	01/06/2010
Contract end date	

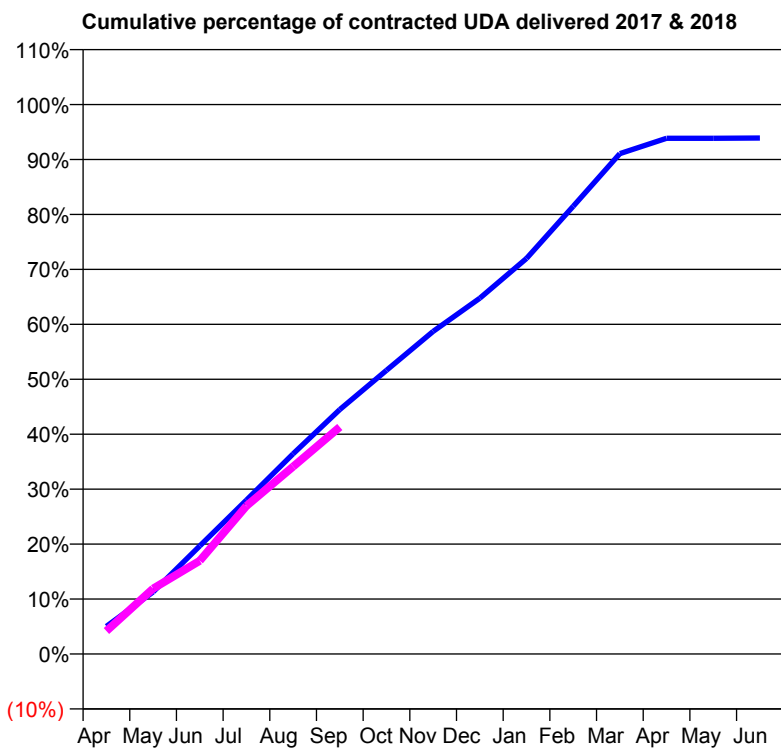
17/18 Contracted general activity (UDA)	14,230
Carry forward general activity (UDA)	0
17/18 Contracted orthodontic activity (UOA)	0
Carry forward orthodontic activity (UOA)	0
Baseline contract value	£372,656.57

ACCESS*

Patients seen in 24 months	Total	Change since previous quarter
Quarter ending September 2016	4,369	
Quarter ending December 2016	4,383	→
Quarter ending March 2017	4,468	→
Quarter ending June 2017	4,431	→
Quarter ending September 2017	4,407	→
Variance since September 2016	0.9%	→



ACTIVITY



Month	Adjusted Scheduled Activity (UDA)	
	2017	2018
April	717	594
May	1,606	1,693
June	2,799	2,414
July	3,988	3,836
August	5,187	4,854
September	6,332	5,878
October	7,345	
November	8,355	
December	9,214	
January	10,243	
February	11,596	
March	12,958	
April	13,356	
May	13,356	
June	13,363	

QUALITY

	Quantity	Base Number	Contract	AT	Region	England
% of FP17s for the same patient ID Re-attending within 3 months - Children	64	943	6.8%	10.0%	11.4%	11.9%
% of FP17s for the same patient ID Re-attending within 3 months - Adults	271	1,890	14.3%	14.5%	15.7%	15.9%
% of FP17s for the same patient ID Re-attending between 3 & 9 months - Children	605	943	64.2%	59.6%	60.6%	58.1%
% of FP17s for the same patient ID Re-attending between 3 & 9 months - Adults	922	1,890	48.8%	51.0%	52.0%	50.6%
% of FP17s for Band 1 Urgent Courses	235	2,671	8.8%	10.3%	9.6%	9.1%
% of FP17s Relating to Free Repair or Replacements	21	2,671	0.8%	0.9%	0.7%	0.8%
% of FP17s Relating to Continuations	38	2,671	1.4%	1.1%	1.0%	1.1%
% of Patients satisfied with the dentistry they have received	6	6	N/A	91.9%	91.6%	91.4%
% of Patients satisfied with the time they had to wait for an appointment	4	6	N/A	86.7%	87.9%	87.7%

* This is based on patients treated on this contract for their most recent course of treatment. Figures in italics indicate the base number of FP17s or Patient Questionnaire responses are less than 100. N/A is shown where the base number of responses is less than 10 during the period. % is calculated as Quantity/Base number*100

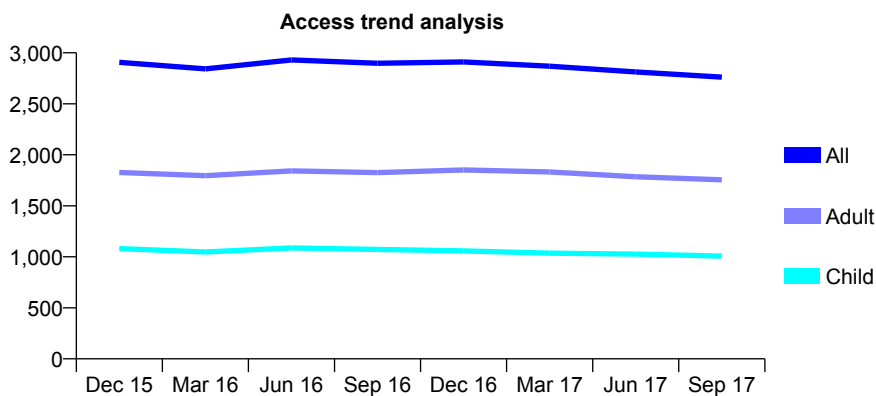
Q66 - Vital Signs At a Glance Contract Report for 199982/0001 - September 2017

Name or company name	The White House Dental Surgery
Contract type name	GDS Contract
Purpose of contract	General
Contract start date	01/11/2007
Contract end date	

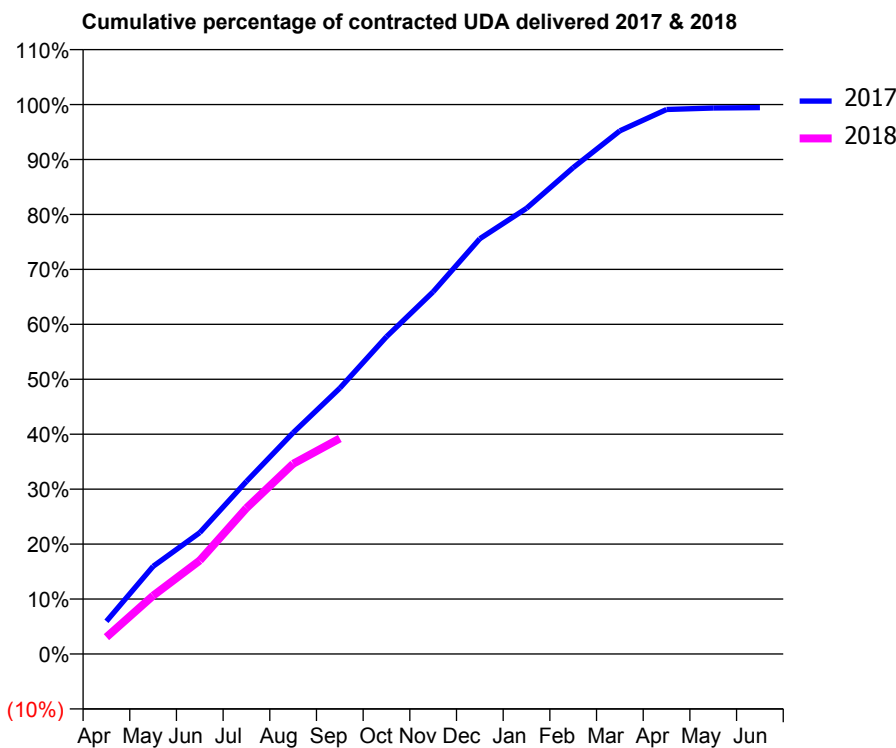
17/18 Contracted general activity (UDA)	7,461
Carry forward general activity (UDA)	42
17/18 Contracted orthodontic activity (UOA)	0
Carry forward orthodontic activity (UOA)	0
Baseline contract value	£172,192.82

ACCESS*

Patients seen in 24 months	Total	Change since previous quarter
Quarter ending September 2016	2,898	
Quarter ending December 2016	2,910	→
Quarter ending March 2017	2,868	↓
Quarter ending June 2017	2,812	↓
Quarter ending September 2017	2,762	↓
Variance since September 2016	(4.7%)	↓



ACTIVITY



Adjusted Scheduled Activity (UDA)		
Month	2017	2018
April	444	230
May	1,190	792
June	1,648	1,271
July	2,344	1,981
August	3,005	2,583
September	3,610	2,926
October	4,309	
November	4,919	
December	5,639	
January	6,051	
February	6,604	
March	7,105	
April	7,393	
May	7,414	
June	7,419	

QUALITY

	Quantity	Base Number	Contract	AT	Region	England
% of FP17s for the same patient ID Re-attending within 3 months - Children	48	784	6.1%	10.0%	11.4%	11.9%
% of FP17s for the same patient ID Re-attending within 3 months - Adults	143	1,205	11.9%	14.5%	15.7%	15.9%
% of FP17s for the same patient ID Re-attending between 3 & 9 months - Children	501	784	63.9%	59.6%	60.6%	58.1%
% of FP17s for the same patient ID Re-attending between 3 & 9 months - Adults	729	1,205	60.5%	51.0%	52.0%	50.6%
% of FP17s for Band 1 Urgent Courses	95	1,821	5.2%	10.3%	9.6%	9.1%
% of FP17s Relating to Free Repair or Replacements	15	1,821	0.8%	0.9%	0.7%	0.8%
% of FP17s Relating to Continuations	27	1,821	1.5%	1.1%	1.0%	1.1%
% of Patients satisfied with the dentistry they have received	5	5	N/A	91.9%	91.6%	91.4%
% of Patients satisfied with the time they had to wait for an appointment	4	5	N/A	86.7%	87.9%	87.7%

* This is based on patients treated on this contract for their most recent course of treatment. Figures in italics indicate the base number of FP17s or Patient Questionnaire responses are less than 100. N/A is shown where the base number of responses is less than 10 during the period. % is calculated as Quantity/Base number*100

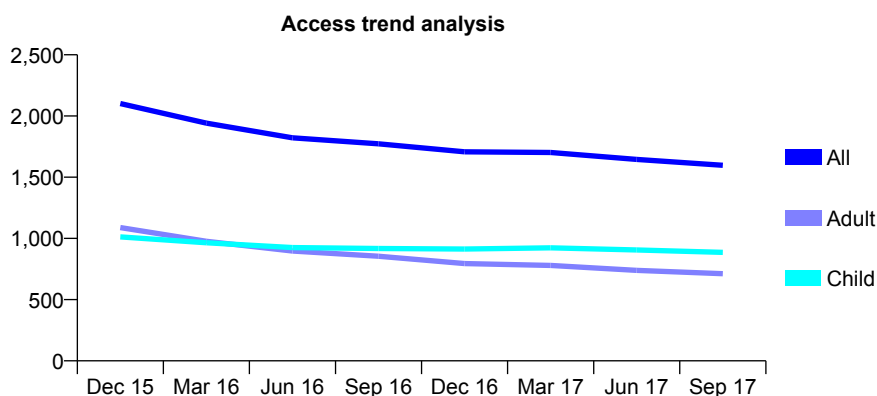
Q66 - Vital Signs At a Glance Contract Report for 199990/0003 - September 2017

Name or company name	Endsleigh Dental Practices Limited
Contract type name	GDS Contract
Purpose of contract	General
Contract start date	01/09/2006
Contract end date	

17/18 Contracted general activity (UDA)	4,000
Carry forward general activity (UDA)	0
17/18 Contracted orthodontic activity (UOA)	0
Carry forward orthodontic activity (UOA)	0
Baseline contract value	£107,590.14

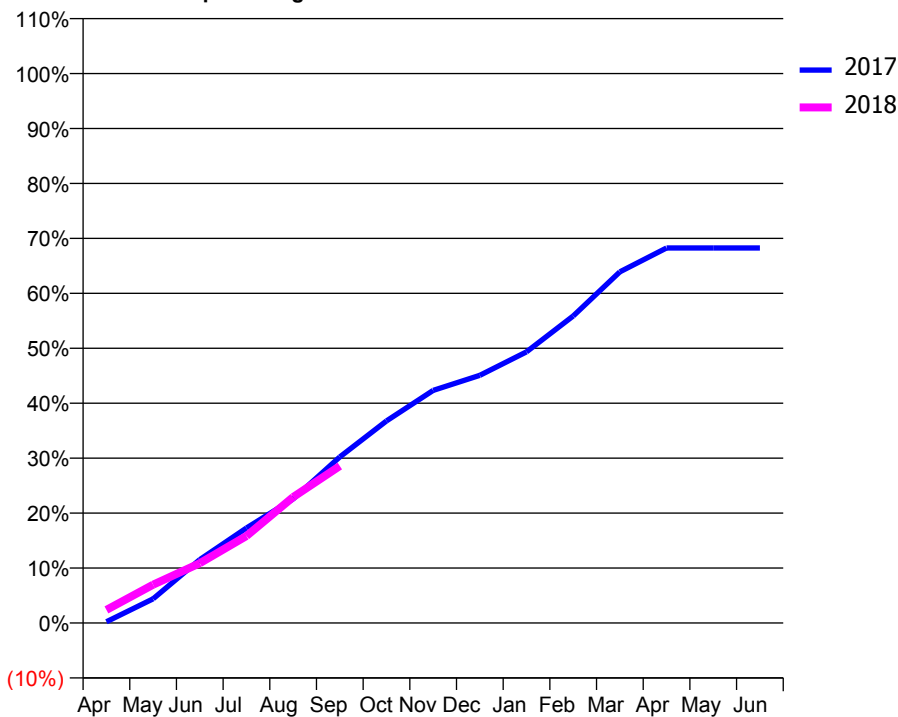
ACCESS*

Patients seen in 24 months	Total	Change since previous quarter
Quarter ending September 2016	1,773	
Quarter ending December 2016	1,708	↓
Quarter ending March 2017	1,702	→
Quarter ending June 2017	1,645	↓
Quarter ending September 2017	1,598	↓
Variance since September 2016	(9.9%)	↓



ACTIVITY

Cumulative percentage of contracted UDA delivered 2017 & 2018



QUALITY

	Quantity	Base Number	Contract	AT	Region	England
% of FP17s for the same patient ID Re-attending within 3 months - Children	35	607	5.8%	10.0%	11.4%	11.9%
% of FP17s for the same patient ID Re-attending within 3 months - Adults	22	345	6.4%	14.5%	15.7%	15.9%
% of FP17s for the same patient ID Re-attending between 3 & 9 months - Children	295	607	48.6%	59.6%	60.6%	58.1%
% of FP17s for the same patient ID Re-attending between 3 & 9 months - Adults	184	345	53.3%	51.0%	52.0%	50.6%
% of FP17s for Band 1 Urgent Courses	29	847	3.4%	10.3%	9.6%	9.1%
% of FP17s Relating to Free Repair or Replacements	0	847	0.0%	0.9%	0.7%	0.8%
% of FP17s Relating to Continuations	8	847	0.9%	1.1%	1.0%	1.1%
% of Patients satisfied with the dentistry they have received	1	1	N/A	91.9%	91.6%	91.4%
% of Patients satisfied with the time they had to wait for an appointment	1	1	N/A	86.7%	87.9%	87.7%

* This is based on patients treated on this contract for their most recent course of treatment. Figures in italics indicate the base number of FP17s or Patient Questionnaire responses are less than 100. N/A is shown where the base number of responses is less than 10 during the period. % is calculated as Quantity/Base number*100

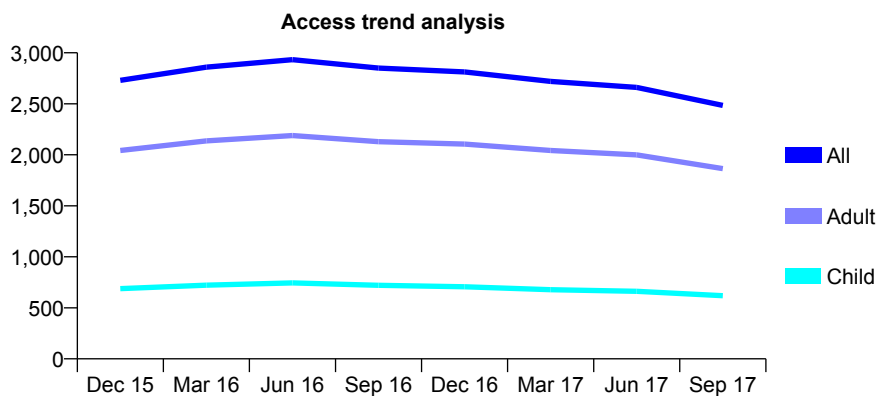
Q66 - Vital Signs At a Glance Contract Report for 221171/0001 - September 2017

Name or company name	MR MB RETALLACK
Contract type name	GDS Contract
Purpose of contract	General
Contract start date	01/08/2008
Contract end date	

17/18 Contracted general activity (UDA)	10,500
Carry forward general activity (UDA)	-91
17/18 Contracted orthodontic activity (UOA)	0
Carry forward orthodontic activity (UOA)	0
Baseline contract value	£255,440.22

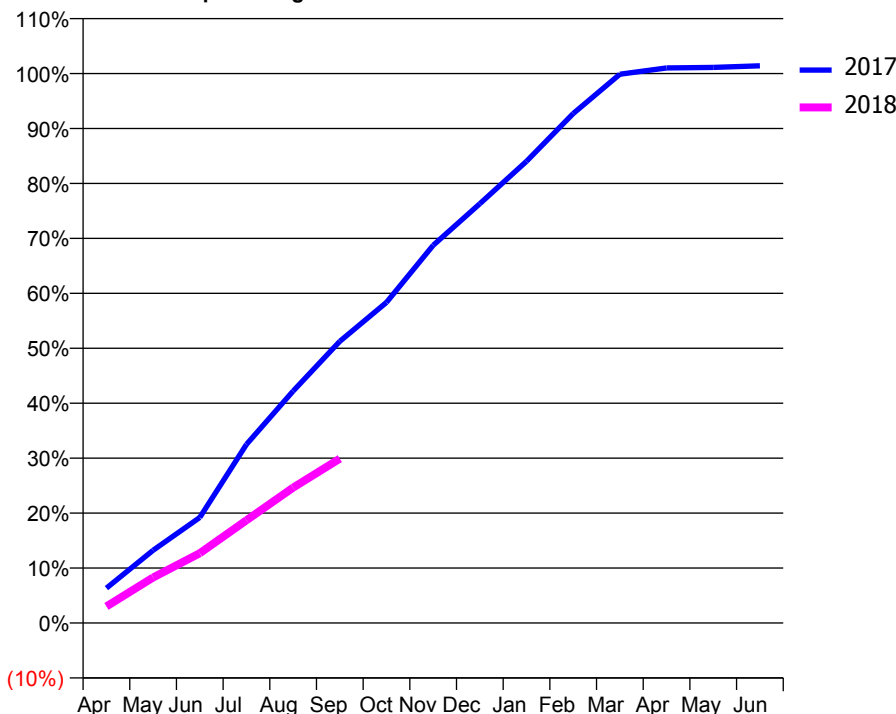
ACCESS*

Patients seen in 24 months	Total	Change since previous quarter
Quarter ending September 2016	2,850	
Quarter ending December 2016	2,812	↓
Quarter ending March 2017	2,720	↓
Quarter ending June 2017	2,661	↓
Quarter ending September 2017	2,484	↓
Variance since September 2016	(12.8%)	↓



ACTIVITY

Cumulative percentage of contracted UDA delivered 2017 & 2018



Adjusted Scheduled Activity (UDA)

Month	2017	2018
April	413	317
May	861	869
June	1,249	1,334
July	2,113	1,963
August	2,744	2,587
September	3,332	3,140
October	3,793	
November	4,469	
December	4,960	
January	5,461	
February	6,026	
March	6,491	
April	6,566	
May	6,572	
June	6,591	

QUALITY

	Quantity	Base Number	Contract	AT	Region	England
% of FP17s for the same patient ID Re-attending within 3 months - Children	28	413	6.8%	10.0%	11.4%	11.9%
% of FP17s for the same patient ID Re-attending within 3 months - Adults	169	1,131	14.9%	14.5%	15.7%	15.9%
% of FP17s for the same patient ID Re-attending between 3 & 9 months - Children	196	413	47.5%	59.6%	60.6%	58.1%
% of FP17s for the same patient ID Re-attending between 3 & 9 months - Adults	529	1,131	46.8%	51.0%	52.0%	50.6%
% of FP17s for Band 1 Urgent Courses	155	1,497	10.4%	10.3%	9.6%	9.1%
% of FP17s Relating to Free Repair or Replacements	52	1,497	3.5%	0.9%	0.7%	0.8%
% of FP17s Relating to Continuations	12	1,497	0.8%	1.1%	1.0%	1.1%
% of Patients satisfied with the dentistry they have received	9	9	N/A	91.9%	91.6%	91.4%
% of Patients satisfied with the time they had to wait for an appointment	9	9	N/A	86.7%	87.9%	87.7%

* This is based on patients treated on this contract for their most recent course of treatment. Figures in italics indicate the base number of FP17s or Patient Questionnaire responses are less than 100. N/A is shown where the base number of responses is less than 10 during the period. % is calculated as Quantity/Base number*100

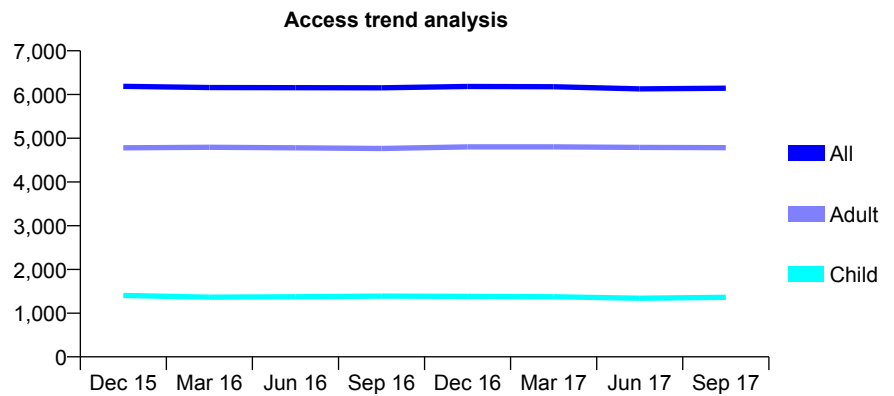
Q66 - Vital Signs At a Glance Contract Report for 229342/0001 - September 2017

Name or company name	MR IJ MILLS
Contract type name	GDS Contract
Purpose of contract	General and Orthodontic
Contract start date	01/04/2006
Contract end date	

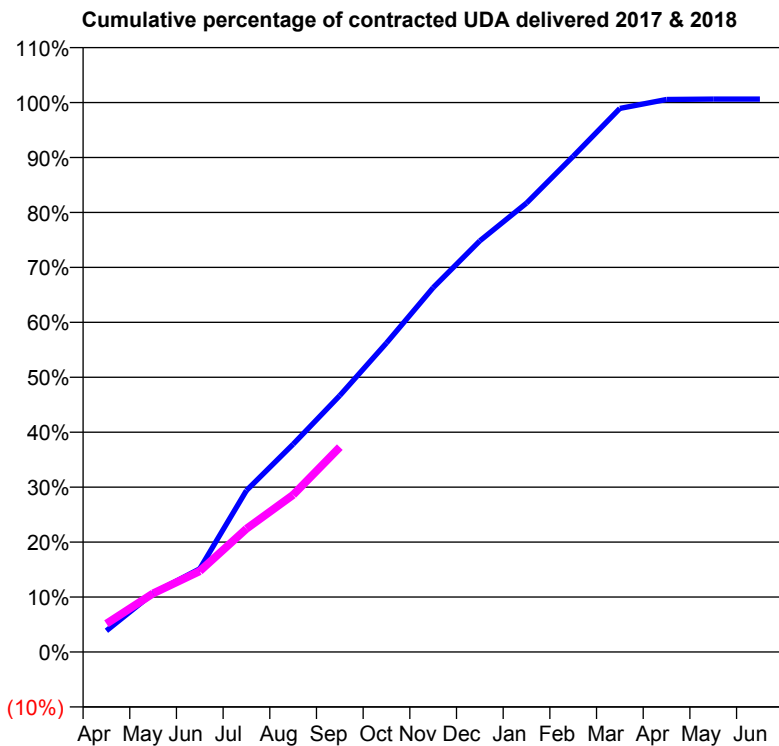
17/18 Contracted general activity (UDA)	17,382
Carry forward general activity (UDA)	0
17/18 Contracted orthodontic activity (UOA)	1,004
Carry forward orthodontic activity (UOA)	7
Baseline contract value	£790,276.77

ACCESS*

Patients seen in 24 months	Total	Change since previous quarter
Quarter ending September 2016	6,155	
Quarter ending December 2016	6,185	→
Quarter ending March 2017	6,177	→
Quarter ending June 2017	6,130	→
Quarter ending September 2017	6,144	→
Variance since September 2016	(0.2%)	→



ACTIVITY



Month	Adjusted Scheduled Activity (UDA)	
	2017	2018
April	662	895
May	1,829	1,852
June	2,597	2,558
July	5,034	3,902
August	6,478	4,971
September	7,992	6,479
October	9,629	
November	11,355	
December	12,816	
January	13,991	
February	15,448	
March	16,941	
April	17,218	
May	17,231	
June	17,232	

QUALITY

	Quantity	Base Number	Contract	AT	Region	England
% of FP17s for the same patient ID Re-attending within 3 months - Children	130	948	13.7%	10.0%	11.4%	11.9%
% of FP17s for the same patient ID Re-attending within 3 months - Adults	371	2,809	13.2%	14.5%	15.7%	15.9%
% of FP17s for the same patient ID Re-attending between 3 & 9 months - Children	484	948	51.1%	59.6%	60.6%	58.1%
% of FP17s for the same patient ID Re-attending between 3 & 9 months - Adults	1,542	2,809	54.9%	51.0%	52.0%	50.6%
% of FP17s for Band 1 Urgent Courses	359	3,556	10.1%	10.3%	9.6%	9.1%
% of FP17s Relating to Free Repair or Replacements	28	3,556	0.8%	0.9%	0.7%	0.8%
% of FP17s Relating to Continuations	53	3,556	1.5%	1.1%	1.0%	1.1%
% of Patients satisfied with the dentistry they have received	12	14	85.7%	91.9%	91.6%	91.4%
% of Patients satisfied with the time they had to wait for an appointment	14	14	100.0%	86.7%	87.9%	87.7%

* This is based on patients treated on this contract for their most recent course of treatment. Figures in italics indicate the base number of FP17s or Patient Questionnaire responses are less than 100. N/A is shown where the base number of responses is less than 10 during the period. % is calculated as Quantity/Base number*100

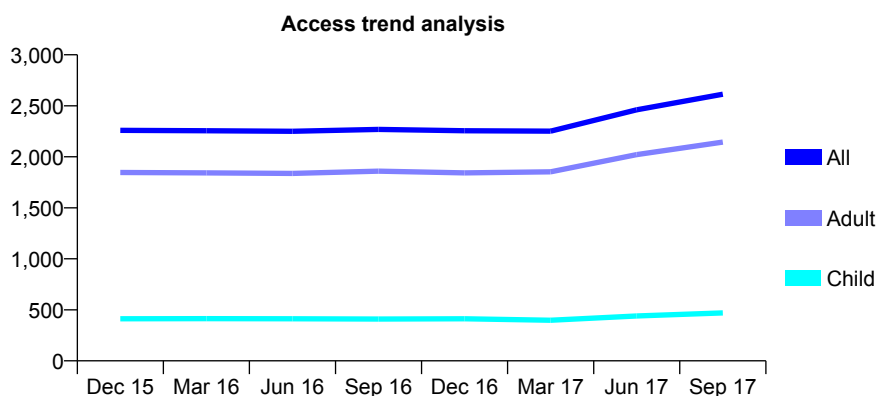
Q66 - Vital Signs At a Glance Contract Report for 230499/0001 - September 2017

Name or company name	Tregenna Hill Dental Surgery Partnership
Contract type name	GDS Contract
Purpose of contract	General
Contract start date	01/04/2006
Contract end date	

17/18 Contracted general activity (UDA)	8,530
Carry forward general activity (UDA)	-94
17/18 Contracted orthodontic activity (UOA)	0
Carry forward orthodontic activity (UOA)	0
Baseline contract value	£223,556.86

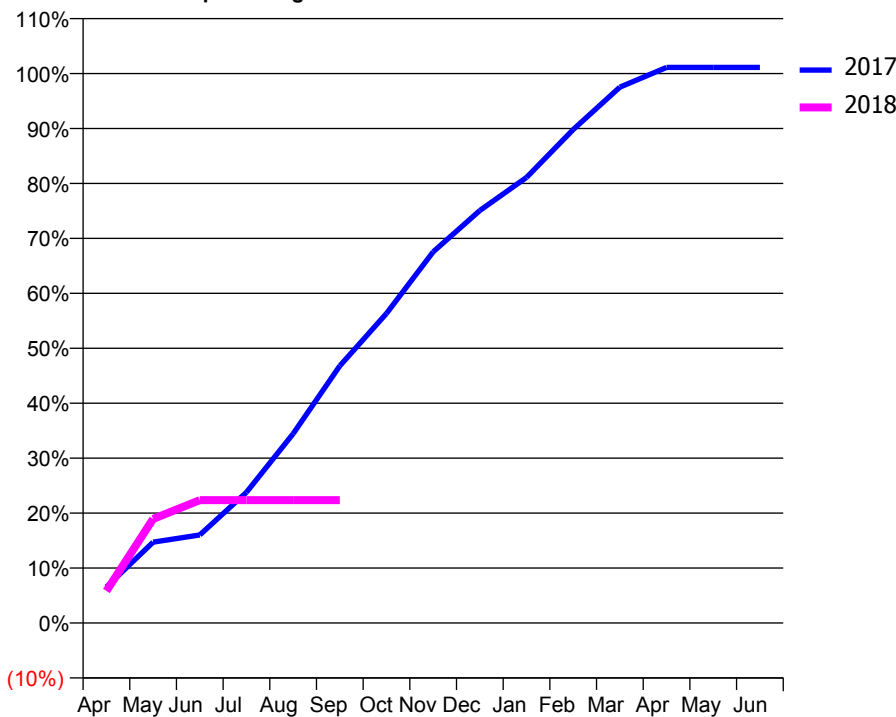
ACCESS*

Patients seen in 24 months	Total	Change since previous quarter
Quarter ending September 2016	2,269	
Quarter ending December 2016	2,255	→
Quarter ending March 2017	2,251	→
Quarter ending June 2017	2,461	↑
Quarter ending September 2017	2,614	↑
Variance since September 2016	15.2%	↑



ACTIVITY

Cumulative percentage of contracted UDA delivered 2017 & 2018



Month	Adjusted Scheduled Activity (UDA)	
	2017	2018
April	560	498
May	1,256	1,617
June	1,367	1,907
July	2,030	1,907
August	2,938	1,907
September	3,993	1,907
October	4,805	
November	5,761	
December	6,404	
January	6,917	
February	7,660	
March	8,319	
April	8,624	
May	8,624	
June	8,624	

QUALITY

	Quantity	Base Number	Contract	AT	Region	England
% of FP17s for the same patient ID Re-attending within 3 months - Children	12	149	8.1%	10.0%	11.4%	11.9%
% of FP17s for the same patient ID Re-attending within 3 months - Adults	136	680	20.0%	14.5%	15.7%	15.9%
% of FP17s for the same patient ID Re-attending between 3 & 9 months - Children	32	149	21.5%	59.6%	60.6%	58.1%
% of FP17s for the same patient ID Re-attending between 3 & 9 months - Adults	148	680	21.8%	51.0%	52.0%	50.6%
% of FP17s for Band 1 Urgent Courses	70	717	9.8%	10.3%	9.6%	9.1%
% of FP17s Relating to Free Repair or Replacements	16	717	2.2%	0.9%	0.7%	0.8%
% of FP17s Relating to Continuations	33	717	4.6%	1.1%	1.0%	1.1%
% of Patients satisfied with the dentistry they have received	8	8	N/A	91.9%	91.6%	91.4%
% of Patients satisfied with the time they had to wait for an appointment	8	8	N/A	86.7%	87.9%	87.7%

* This is based on patients treated on this contract for their most recent course of treatment. Figures in italics indicate the base number of FP17s or Patient Questionnaire responses are less than 100. N/A is shown where the base number of responses is less than 10 during the period. % is calculated as Quantity/Base number*100

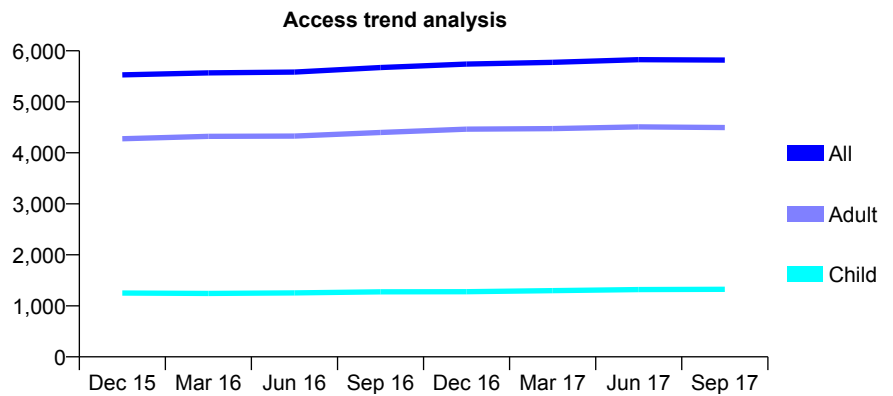
Q66 - Vital Signs At a Glance Contract Report for 235326/0001 - September 2017

Name or company name	MRS YS CHAN
Contract type name	GDS Contract
Purpose of contract	General
Contract start date	01/04/2006
Contract end date	

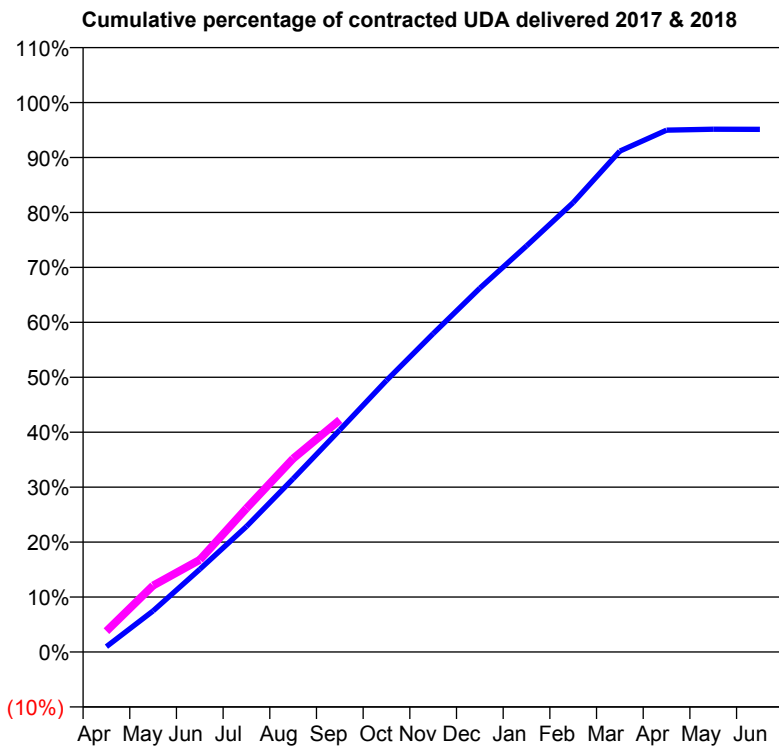
17/18 Contracted general activity (UDA)	14,000
Carry forward general activity (UDA)	0
17/18 Contracted orthodontic activity (UOA)	0
Carry forward orthodontic activity (UOA)	0
Baseline contract value	£363,185.44

ACCESS*

Patients seen in 24 months	Total	Change since previous quarter
Quarter ending September 2016	5,673	
Quarter ending December 2016	5,740	→
Quarter ending March 2017	5,773	→
Quarter ending June 2017	5,827	→
Quarter ending September 2017	5,818	→
Variance since September 2016	2.6%	↑



ACTIVITY



Month	Adjusted Scheduled Activity (UDA)	
	2017	2018
April	138	533
May	1,047	1,694
June	2,109	2,349
July	3,199	3,660
August	4,413	4,928
September	5,658	5,913
October	6,919	
November	8,112	
December	9,271	
January	10,346	
February	11,452	
March	12,761	
April	13,296	
May	13,321	
June	13,317	

QUALITY

	Quantity	Base Number	Contract	AT	Region	England
% of FP17s for the same patient ID Re-attending within 3 months - Children	22	737	3.0%	10.0%	11.4%	11.9%
% of FP17s for the same patient ID Re-attending within 3 months - Adults	211	2,622	8.0%	14.5%	15.7%	15.9%
% of FP17s for the same patient ID Re-attending between 3 & 9 months - Children	335	737	45.5%	59.6%	60.6%	58.1%
% of FP17s for the same patient ID Re-attending between 3 & 9 months - Adults	1,427	2,622	54.4%	51.0%	52.0%	50.6%
% of FP17s for Band 1 Urgent Courses	130	2,788	4.7%	10.3%	9.6%	9.1%
% of FP17s Relating to Free Repair or Replacements	3	2,788	0.1%	0.9%	0.7%	0.8%
% of FP17s Relating to Continuations	8	2,788	0.3%	1.1%	1.0%	1.1%
% of Patients satisfied with the dentistry they have received	32	32	100.0%	91.9%	91.6%	91.4%
% of Patients satisfied with the time they had to wait for an appointment	27	32	84.4%	86.7%	87.9%	87.7%

* This is based on patients treated on this contract for their most recent course of treatment. Figures in italics indicate the base number of FP17s or Patient Questionnaire responses are less than 100. N/A is shown where the base number of responses is less than 10 during the period. % is calculated as Quantity/Base number*100

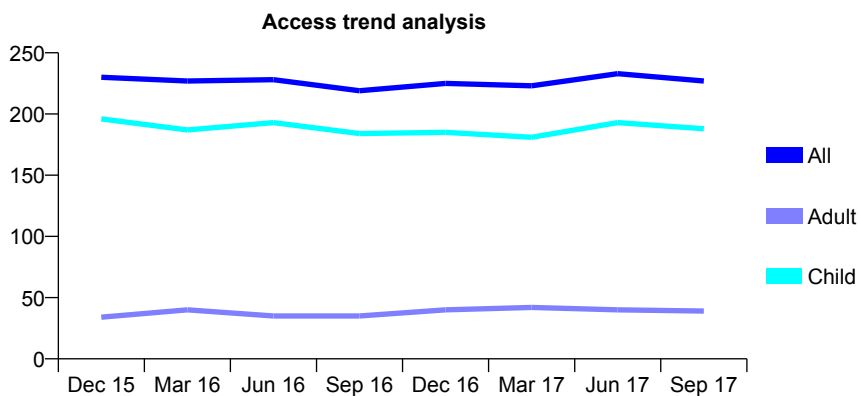
Q66 - Vital Signs At a Glance Contract Report for 235512/0001 - September 2017

Name or company name	MR SF O'CONNILL
Contract type name	GDS Contract
Purpose of contract	General
Contract start date	01/04/2006
Contract end date	

17/18 Contracted general activity (UDA)	434
Carry forward general activity (UDA)	1
17/18 Contracted orthodontic activity (UOA)	0
Carry forward orthodontic activity (UOA)	0
Baseline contract value	£12,432.54

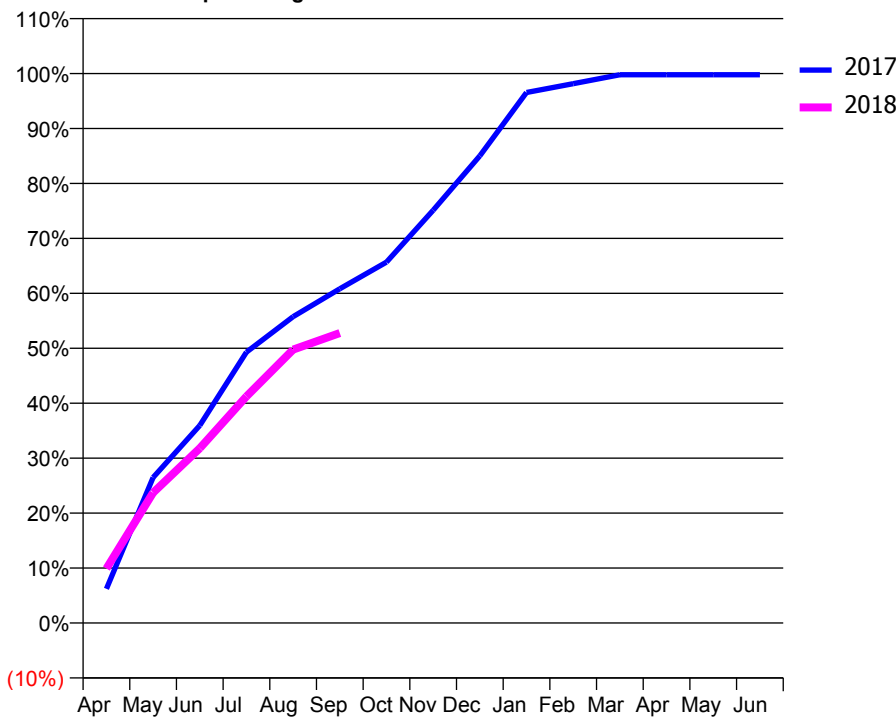
ACCESS*

Patients seen in 24 months	Total	Change since previous quarter
Quarter ending September 2016	219	
Quarter ending December 2016	225	↑
Quarter ending March 2017	223	→
Quarter ending June 2017	233	↑
Quarter ending September 2017	227	↓
Variance since September 2016	3.7%	↑



ACTIVITY

Cumulative percentage of contracted UDA delivered 2017 & 2018



Month	Adjusted Scheduled Activity (UDA)	
	2017	2018
April	27	43
May	115	103
June	156	138
July	214	179
August	242	216
September	264	229
October	285	
November	326	
December	369	
January	419	
February	426	
March	433	
April	433	
May	433	
June	433	

QUALITY

	Quantity	Base Number	Contract	AT	Region	England
% of FP17s for the same patient ID Re-attending within 3 months - Children	9	178	5.1%	10.0%	11.4%	11.9%
% of FP17s for the same patient ID Re-attending within 3 months - Adults	0	14	0.0%	14.5%	15.7%	15.9%
% of FP17s for the same patient ID Re-attending between 3 & 9 months - Children	117	178	65.7%	59.6%	60.6%	58.1%
% of FP17s for the same patient ID Re-attending between 3 & 9 months - Adults	8	14	57.1%	51.0%	52.0%	50.6%
% of FP17s for Band 1 Urgent Courses	0	192	0.0%	10.3%	9.6%	9.1%
% of FP17s Relating to Free Repair or Replacements	0	192	0.0%	0.9%	0.7%	0.8%
% of FP17s Relating to Continuations	0	192	0.0%	1.1%	1.0%	1.1%
% of Patients satisfied with the dentistry they have received	3	3	N/A	91.9%	91.6%	91.4%
% of Patients satisfied with the time they had to wait for an appointment	3	3	N/A	86.7%	87.9%	87.7%

* This is based on patients treated on this contract for their most recent course of treatment. Figures in italics indicate the base number of FP17s or Patient Questionnaire responses are less than 100. N/A is shown where the base number of responses is less than 10 during the period. % is calculated as Quantity/Base number*100

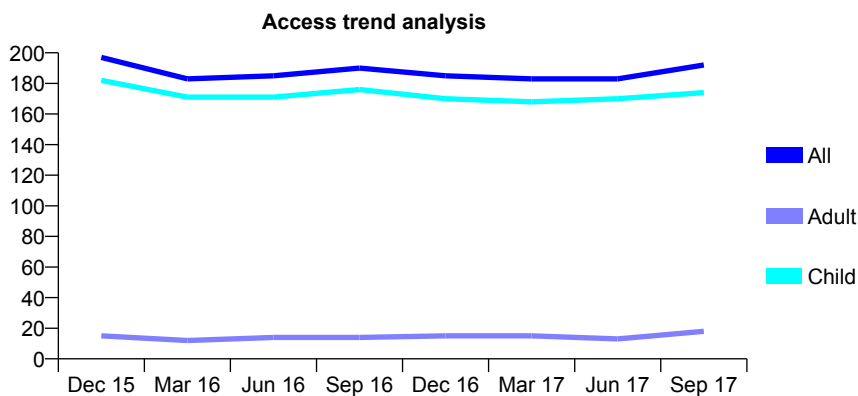
Q66 - Vital Signs At a Glance Contract Report for 243841/0001 - September 2017

Name or company name	MRS HL WILMOT
Contract type name	GDS Contract
Purpose of contract	General
Contract start date	01/04/2006
Contract end date	

17/18 Contracted general activity (UDA)	555
Carry forward general activity (UDA)	-11
17/18 Contracted orthodontic activity (UOA)	0
Carry forward orthodontic activity (UOA)	0
Baseline contract value	£14,478.03

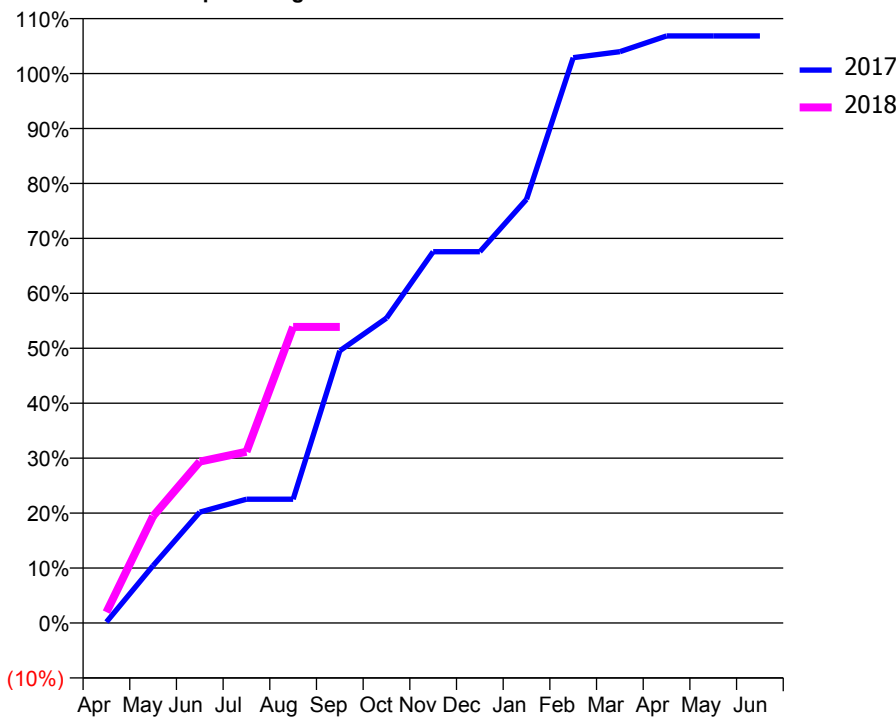
ACCESS*

Patients seen in 24 months	Total	Change since previous quarter
Quarter ending September 2016	190	
Quarter ending December 2016	185	↓
Quarter ending March 2017	183	↓
Quarter ending June 2017	183	→
Quarter ending September 2017	192	↑
Variance since September 2016	1.1%	→



ACTIVITY

Cumulative percentage of contracted UDA delivered 2017 & 2018



Month	Adjusted Scheduled Activity (UDA)	
	2017	2018
April	1	11
May	58	108
June	112	163
July	125	173
August	125	299
September	275	299
October	308	
November	375	
December	375	
January	428	
February	571	
March	577	
April	593	
May	593	
June	593	

QUALITY

	Quantity	Base Number	Contract	AT	Region	England
% of FP17s for the same patient ID Re-attending within 3 months - Children	5	138	3.6%	10.0%	11.4%	11.9%
% of FP17s for the same patient ID Re-attending within 3 months - Adults	0	0	N/A	14.5%	15.7%	15.9%
% of FP17s for the same patient ID Re-attending between 3 & 9 months - Children	101	138	73.2%	59.6%	60.6%	58.1%
% of FP17s for the same patient ID Re-attending between 3 & 9 months - Adults	0	0	N/A	51.0%	52.0%	50.6%
% of FP17s for Band 1 Urgent Courses	0	130	0.0%	10.3%	9.6%	9.1%
% of FP17s Relating to Free Repair or Replacements	0	130	0.0%	0.9%	0.7%	0.8%
% of FP17s Relating to Continuations	1	130	0.8%	1.1%	1.0%	1.1%
% of Patients satisfied with the dentistry they have received	0	0	N/A	91.9%	91.6%	91.4%
% of Patients satisfied with the time they had to wait for an appointment	0	0	N/A	86.7%	87.9%	87.7%

* This is based on patients treated on this contract for their most recent course of treatment. Figures in italics indicate the base number of FP17s or Patient Questionnaire responses are less than 100. N/A is shown where the base number of responses is less than 10 during the period. % is calculated as Quantity/Base number*100

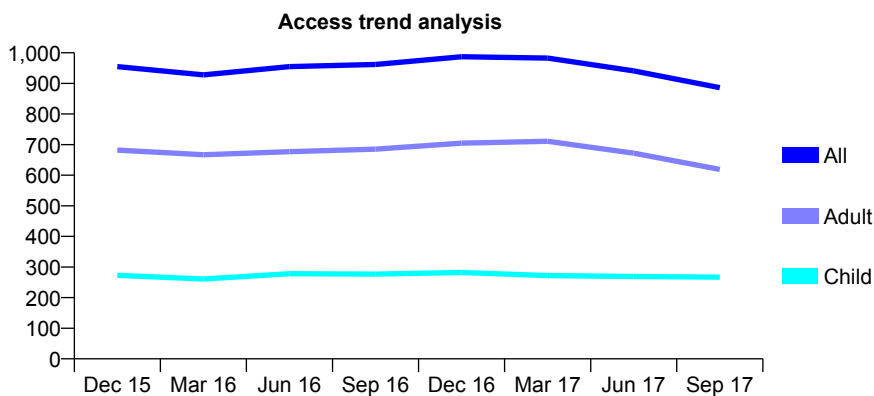
Q66 - Vital Signs At a Glance Contract Report for 248924/0001 - September 2017

Name or company name	Spring Hill Dental Partnership
Contract type name	GDS Contract
Purpose of contract	General
Contract start date	01/04/2006
Contract end date	

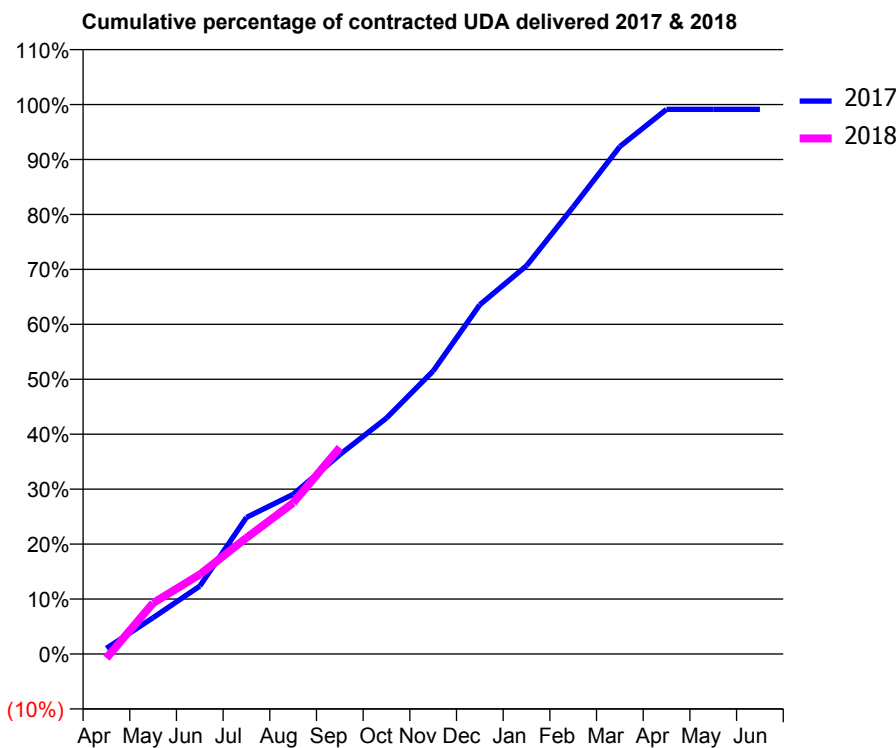
17/18 Contracted general activity (UDA)	2,847
Carry forward general activity (UDA)	25
17/18 Contracted orthodontic activity (UOA)	0
Carry forward orthodontic activity (UOA)	0
Baseline contract value	£89,438.71

ACCESS*

Patients seen in 24 months	Total	Change since previous quarter
Quarter ending September 2016	962	
Quarter ending December 2016	987	↑
Quarter ending March 2017	983	→
Quarter ending June 2017	941	↓
Quarter ending September 2017	886	↓
Variance since September 2016	(7.9%)	↓



ACTIVITY



Month	Adjusted Scheduled Activity (UDA)	
	2017	2018
April	29	-22
May	188	264
June	352	412
July	708	602
August	828	783
September	1,033	1,070
October	1,222	
November	1,466	
December	1,810	
January	2,012	
February	2,316	
March	2,629	
April	2,822	
May	2,822	
June	2,822	

QUALITY

	Quantity	Base Number	Contract	AT	Region	England
% of FP17s for the same patient ID Re-attending within 3 months - Children	11	211	5.2%	10.0%	11.4%	11.9%
% of FP17s for the same patient ID Re-attending within 3 months - Adults	94	468	20.1%	14.5%	15.7%	15.9%
% of FP17s for the same patient ID Re-attending between 3 & 9 months - Children	136	211	64.5%	59.6%	60.6%	58.1%
% of FP17s for the same patient ID Re-attending between 3 & 9 months - Adults	271	468	57.9%	51.0%	52.0%	50.6%
% of FP17s for Band 1 Urgent Courses	35	605	5.8%	10.3%	9.6%	9.1%
% of FP17s Relating to Free Repair or Replacements	7	605	1.2%	0.9%	0.7%	0.8%
% of FP17s Relating to Continuations	11	605	1.8%	1.1%	1.0%	1.1%
% of Patients satisfied with the dentistry they have received	5	5	N/A	91.9%	91.6%	91.4%
% of Patients satisfied with the time they had to wait for an appointment	4	5	N/A	86.7%	87.9%	87.7%

* This is based on patients treated on this contract for their most recent course of treatment. Figures in italics indicate the base number of FP17s or Patient Questionnaire responses are less than 100. N/A is shown where the base number of responses is less than 10 during the period. % is calculated as Quantity/Base number*100

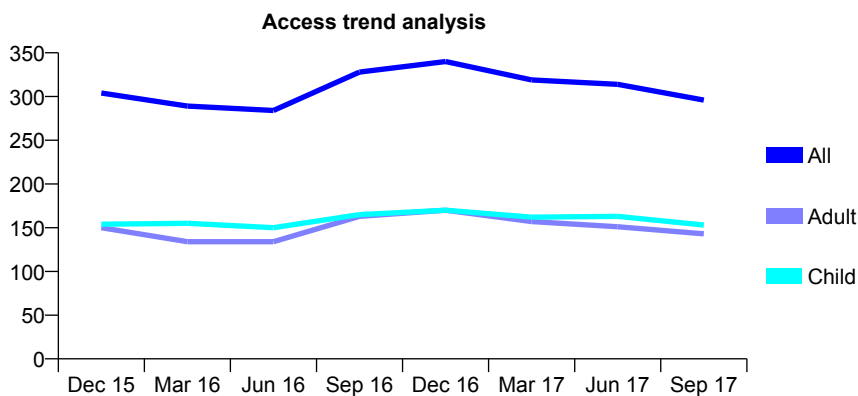
Q66 - Vital Signs At a Glance Contract Report for 258504/0001 - September 2017

Name or company name	MR ME SHAW
Contract type name	GDS Contract
Purpose of contract	General
Contract start date	01/04/2006
Contract end date	

17/18 Contracted general activity (UDA)	1,035
Carry forward general activity (UDA)	-3
17/18 Contracted orthodontic activity (UOA)	0
Carry forward orthodontic activity (UOA)	0
Baseline contract value	£26,847.95

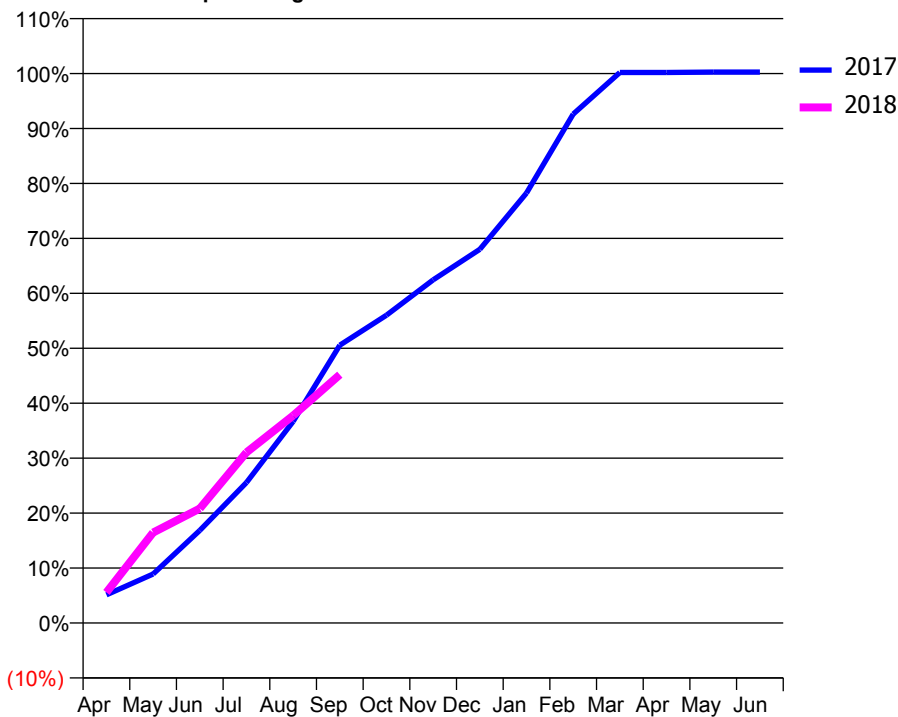
ACCESS*

Patients seen in 24 months	Total	Change since previous quarter
Quarter ending September 2016	328	
Quarter ending December 2016	340	↑
Quarter ending March 2017	319	↓
Quarter ending June 2017	314	↓
Quarter ending September 2017	296	↓
Variance since September 2016	(9.8%)	↓



ACTIVITY

Cumulative percentage of contracted UDA delivered 2017 & 2018



Adjusted Scheduled Activity (UDA)		
Month	2017	2018
April	53	58
May	92	170
June	174	216
July	265	321
August	380	391
September	523	468
October	580	
November	646	
December	704	
January	810	
February	959	
March	1,037	
April	1,037	
May	1,038	
June	1,038	

QUALITY

	Quantity	Base Number	Contract	AT	Region	England
% of FP17s for the same patient ID Re-attending within 3 months - Children	9	148	6.1%	10.0%	11.4%	11.9%
% of FP17s for the same patient ID Re-attending within 3 months - Adults	12	111	10.8%	14.5%	15.7%	15.9%
% of FP17s for the same patient ID Re-attending between 3 & 9 months - Children	107	148	72.3%	59.6%	60.6%	58.1%
% of FP17s for the same patient ID Re-attending between 3 & 9 months - Adults	60	111	54.1%	51.0%	52.0%	50.6%
% of FP17s for Band 1 Urgent Courses	14	258	5.4%	10.3%	9.6%	9.1%
% of FP17s Relating to Free Repair or Replacements	0	258	0.0%	0.9%	0.7%	0.8%
% of FP17s Relating to Continuations	0	258	0.0%	1.1%	1.0%	1.1%
% of Patients satisfied with the dentistry they have received	1	1	N/A	91.9%	91.6%	91.4%
% of Patients satisfied with the time they had to wait for an appointment	1	1	N/A	86.7%	87.9%	87.7%

* This is based on patients treated on this contract for their most recent course of treatment. Figures in italics indicate the base number of FP17s or Patient Questionnaire responses are less than 100. N/A is shown where the base number of responses is less than 10 during the period. % is calculated as Quantity/Base number*100

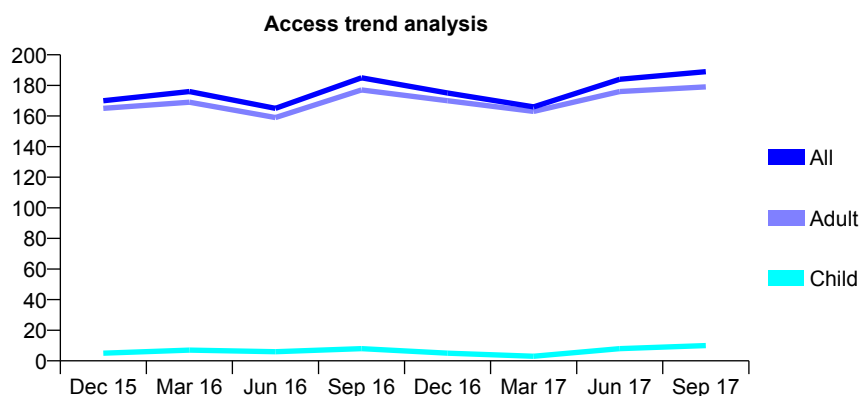
Q66 - Vital Signs At a Glance Contract Report for 258504/0002 - September 2017

Name or company name	MR ME SHAW
Contract type name	PDS Contract
Purpose of contract	General
Contract start date	01/07/2007
Contract end date	30/06/2020

17/18 Contracted general activity (UDA)	400
Carry forward general activity (UDA)	0
17/18 Contracted orthodontic activity (UOA)	0
Carry forward orthodontic activity (UOA)	0
Baseline contract value	£56,380.84

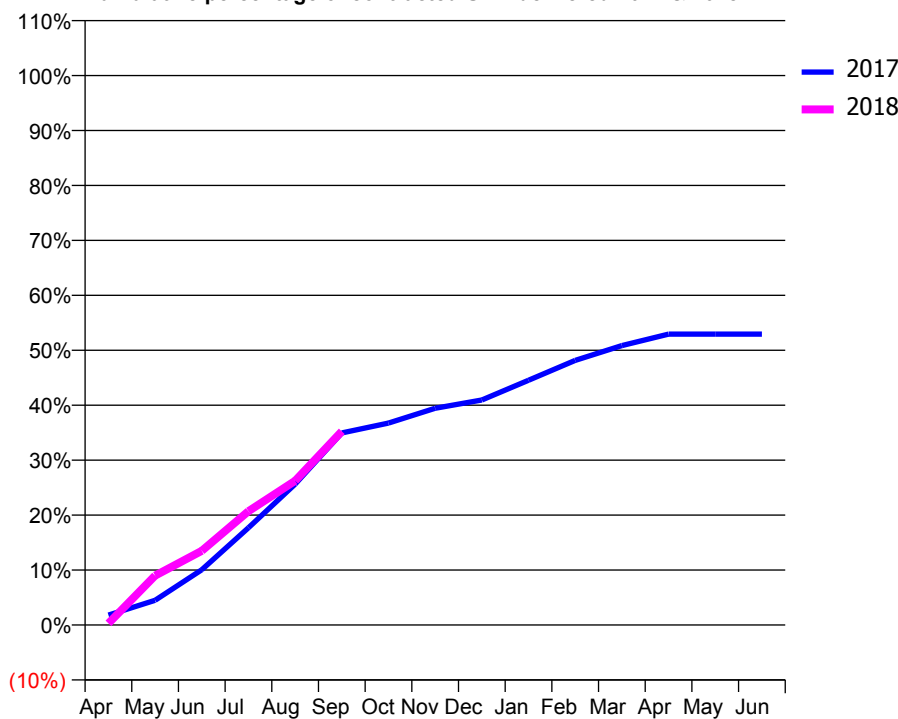
ACCESS*

Patients seen in 24 months	Total	Change since previous quarter
Quarter ending September 2016	185	
Quarter ending December 2016	175	↓
Quarter ending March 2017	166	↓
Quarter ending June 2017	184	↑
Quarter ending September 2017	189	↑
Variance since September 2016	2.2%	↑



ACTIVITY

Cumulative percentage of contracted UDA delivered 2017 & 2018



Adjusted Scheduled Activity (UDA)

Month	2017	2018
April	7	1
May	18	36
June	40	54
July	71	83
August	103	105
September	140	141
October	147	
November	158	
December	164	
January	178	
February	193	
March	203	
April	212	
May	212	
June	212	

QUALITY

	Quantity	Base Number	Contract	AT	Region	England
% of FP17s for the same patient ID Re-attending within 3 months - Children	1	14	7.1%	10.0%	11.4%	11.9%
% of FP17s for the same patient ID Re-attending within 3 months - Adults	16	109	14.7%	14.5%	15.7%	15.9%
% of FP17s for the same patient ID Re-attending between 3 & 9 months - Children	0	14	0.0%	59.6%	60.6%	58.1%
% of FP17s for the same patient ID Re-attending between 3 & 9 months - Adults	2	109	1.8%	51.0%	52.0%	50.6%
% of FP17s for Band 1 Urgent Courses	115	116	99.1%	10.3%	9.6%	9.1%
% of FP17s Relating to Free Repair or Replacements	0	116	0.0%	0.9%	0.7%	0.8%
% of FP17s Relating to Continuations	0	116	0.0%	1.1%	1.0%	1.1%
% of Patients satisfied with the dentistry they have received	1	1	N/A	91.9%	91.6%	91.4%
% of Patients satisfied with the time they had to wait for an appointment	1	1	N/A	86.7%	87.9%	87.7%

* This is based on patients treated on this contract for their most recent course of treatment. Figures in italics indicate the base number of FP17s or Patient Questionnaire responses are less than 100. N/A is shown where the base number of responses is less than 10 during the period. % is calculated as Quantity/Base number*100

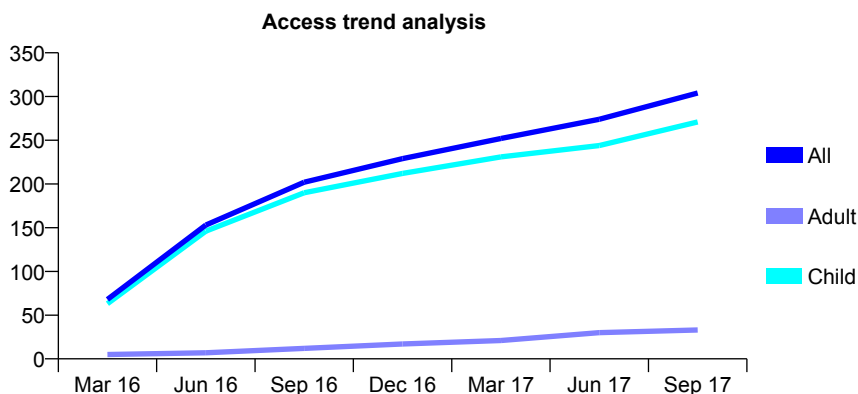
Q66 - Vital Signs At a Glance Contract Report for 308412/0002 - September 2017

Name or company name	MR CR MERCER
Contract type name	GDS Contract
Purpose of contract	General
Contract start date	18/01/2016
Contract end date	

17/18 Contracted general activity (UDA)	340
Carry forward general activity (UDA)	-7
17/18 Contracted orthodontic activity (UOA)	0
Carry forward orthodontic activity (UOA)	0
Baseline contract value	£8,533.44

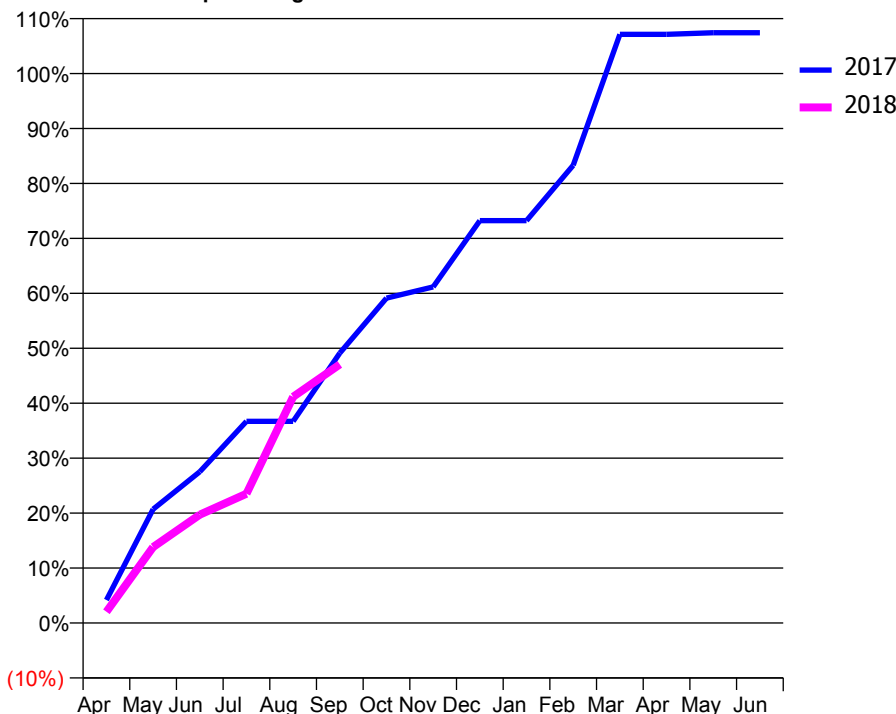
ACCESS*

Patients seen in 24 months	Total	Change since previous quarter
Quarter ending September 2016	202	
Quarter ending December 2016	229	↑
Quarter ending March 2017	252	↑
Quarter ending June 2017	274	↑
Quarter ending September 2017	304	↑
Variance since September 2016	50.5%	↑



ACTIVITY

Cumulative percentage of contracted UDA delivered 2017 & 2018



Adjusted Scheduled Activity (UDA)		
Month	2017	2018
April	14	7
May	70	47
June	94	67
July	125	80
August	125	140
September	167	160
October	201	
November	208	
December	249	
January	249	
February	283	
March	364	
April	364	
May	365	
June	365	

QUALITY

	Quantity	Base Number	Contract	AT	Region	England
% of FP17s for the same patient ID Re-attending within 3 months - Children	0	132	0.0%	10.0%	11.4%	11.9%
% of FP17s for the same patient ID Re-attending within 3 months - Adults	0	5	0.0%	14.5%	15.7%	15.9%
% of FP17s for the same patient ID Re-attending between 3 & 9 months - Children	36	132	27.3%	59.6%	60.6%	58.1%
% of FP17s for the same patient ID Re-attending between 3 & 9 months - Adults	1	5	20.0%	51.0%	52.0%	50.6%
% of FP17s for Band 1 Urgent Courses	0	135	0.0%	10.3%	9.6%	9.1%
% of FP17s Relating to Free Repair or Replacements	0	135	0.0%	0.9%	0.7%	0.8%
% of FP17s Relating to Continuations	0	135	0.0%	1.1%	1.0%	1.1%
% of Patients satisfied with the dentistry they have received	0	0	N/A	91.9%	91.6%	91.4%
% of Patients satisfied with the time they had to wait for an appointment	0	0	N/A	86.7%	87.9%	87.7%

* This is based on patients treated on this contract for their most recent course of treatment. Figures in italics indicate the base number of FP17s or Patient Questionnaire responses are less than 100. N/A is shown where the base number of responses is less than 10 during the period. % is calculated as Quantity/Base number*100

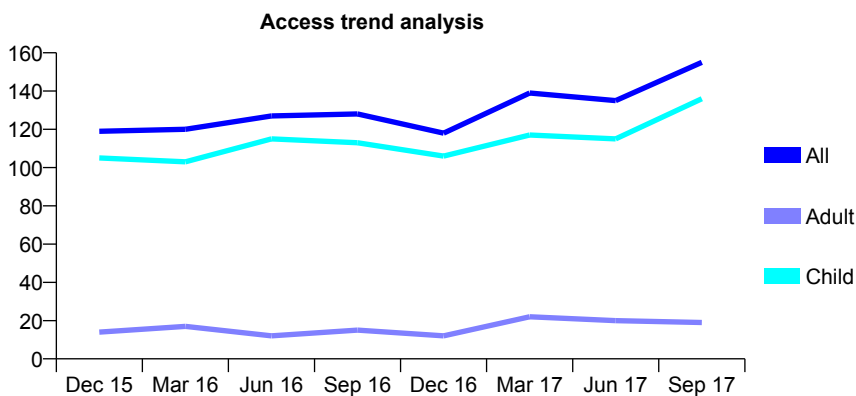
Q66 - Vital Signs At a Glance Contract Report for 322792/0001 - September 2017

Name or company name	MR NG PERCIVAL
Contract type name	GDS Contract
Purpose of contract	General and Orthodontic
Contract start date	01/04/2006
Contract end date	

17/18 Contracted general activity (UDA)	290
Carry forward general activity (UDA)	8
17/18 Contracted orthodontic activity (UOA)	8
Carry forward orthodontic activity (UOA)	0
Baseline contract value	£7,498.55

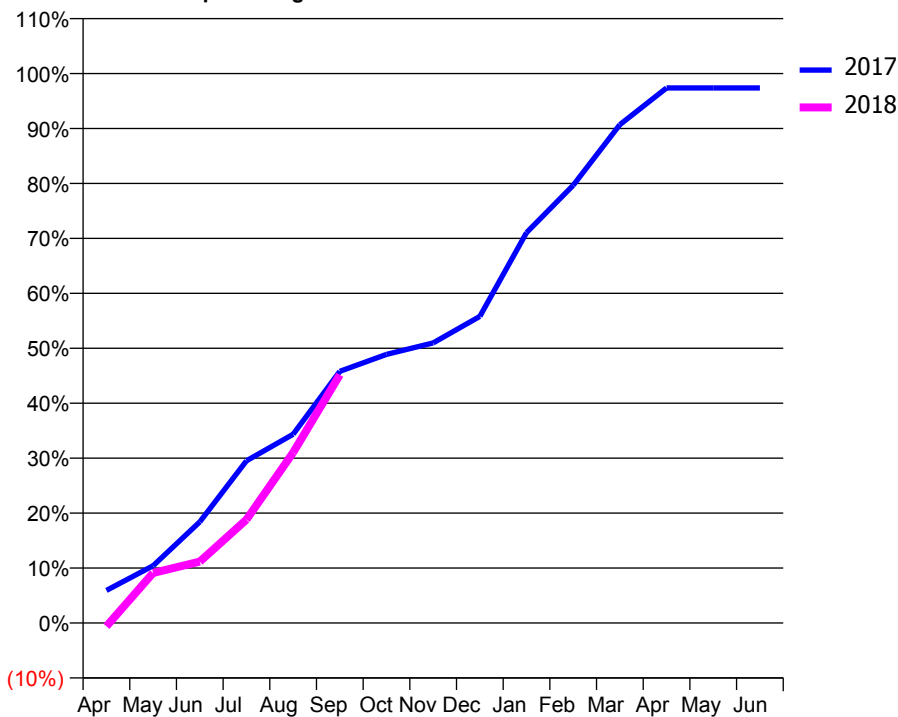
ACCESS*

Patients seen in 24 months	Total	Change since previous quarter
Quarter ending September 2016	128	
Quarter ending December 2016	118	↓
Quarter ending March 2017	139	↑
Quarter ending June 2017	135	↓
Quarter ending September 2017	155	↑
Variance since September 2016	21.1%	↑



ACTIVITY

Cumulative percentage of contracted UDA delivered 2017 & 2018



Month	Adjusted Scheduled Activity (UDA)	
	2017	2018
April	17	-2
May	30	26
June	53	32
July	86	55
August	100	90
September	133	131
October	142	
November	148	
December	162	
January	206	
February	231	
March	263	
April	282	
May	282	
June	282	

QUALITY

	Quantity	Base Number	Contract	AT	Region	England
% of FP17s for the same patient ID Re-attending within 3 months - Children	7	108	6.5%	10.0%	11.4%	11.9%
% of FP17s for the same patient ID Re-attending within 3 months - Adults	0	3	0.0%	14.5%	15.7%	15.9%
% of FP17s for the same patient ID Re-attending between 3 & 9 months - Children	44	108	40.7%	59.6%	60.6%	58.1%
% of FP17s for the same patient ID Re-attending between 3 & 9 months - Adults	0	3	0.0%	51.0%	52.0%	50.6%
% of FP17s for Band 1 Urgent Courses	10	95	10.5%	10.3%	9.6%	9.1%
% of FP17s Relating to Free Repair or Replacements	0	95	0.0%	0.9%	0.7%	0.8%
% of FP17s Relating to Continuations	0	95	0.0%	1.1%	1.0%	1.1%
% of Patients satisfied with the dentistry they have received	1	1	N/A	91.9%	91.6%	91.4%
% of Patients satisfied with the time they had to wait for an appointment	1	1	N/A	86.7%	87.9%	87.7%

* This is based on patients treated on this contract for their most recent course of treatment. Figures in italics indicate the base number of FP17s or Patient Questionnaire responses are less than 100. N/A is shown where the base number of responses is less than 10 during the period. % is calculated as Quantity/Base number*100

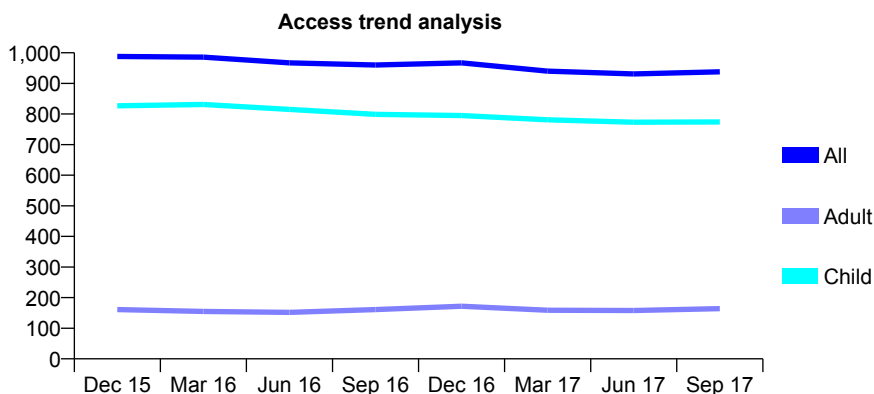
Q66 - Vital Signs At a Glance Contract Report for 324205/0001 - September 2017

Name or company name	MR DK BURGESS
Contract type name	GDS Contract
Purpose of contract	General and Orthodontic
Contract start date	01/04/2006
Contract end date	

17/18 Contracted general activity (UDA)	2,137
Carry forward general activity (UDA)	0
17/18 Contracted orthodontic activity (UOA)	728
Carry forward orthodontic activity (UOA)	5
Baseline contract value	£104,850.36

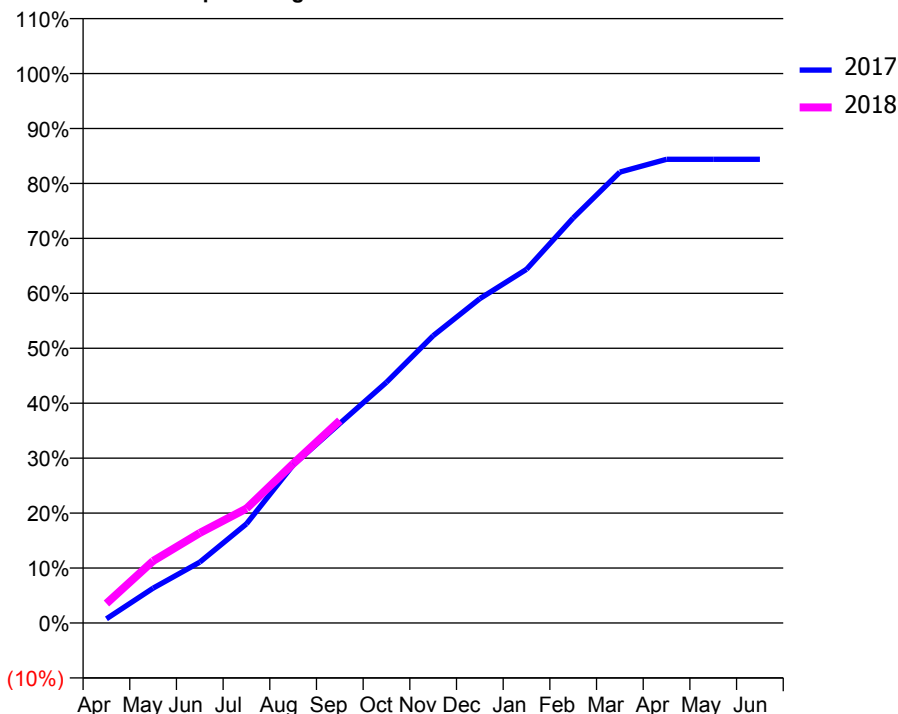
ACCESS*

Patients seen in 24 months	Total	Change since previous quarter
Quarter ending September 2016	960	
Quarter ending December 2016	967	→
Quarter ending March 2017	940	↓
Quarter ending June 2017	931	→
Quarter ending September 2017	938	→
Variance since September 2016	(2.3%)	↓



ACTIVITY

Cumulative percentage of contracted UDA delivered 2017 & 2018



Adjusted Scheduled Activity (UDA)

Month	2017	2018
April	16	76
May	135	241
June	237	350
July	386	445
August	614	619
September	776	787
October	936	
November	1,117	
December	1,262	
January	1,375	
February	1,575	
March	1,754	
April	1,804	
May	1,804	
June	1,804	

QUALITY

	Quantity	Base Number	Contract	AT	Region	England
% of FP17s for the same patient ID Re-attending within 3 months - Children	51	654	7.8%	10.0%	11.4%	11.9%
% of FP17s for the same patient ID Re-attending within 3 months - Adults	5	42	11.9%	14.5%	15.7%	15.9%
% of FP17s for the same patient ID Re-attending between 3 & 9 months - Children	457	654	69.9%	59.6%	60.6%	58.1%
% of FP17s for the same patient ID Re-attending between 3 & 9 months - Adults	16	42	38.1%	51.0%	52.0%	50.6%
% of FP17s for Band 1 Urgent Courses	7	597	1.2%	10.3%	9.6%	9.1%
% of FP17s Relating to Free Repair or Replacements	0	597	0.0%	0.9%	0.7%	0.8%
% of FP17s Relating to Continuations	0	597	0.0%	1.1%	1.0%	1.1%
% of Patients satisfied with the dentistry they have received	2	2	N/A	91.9%	91.6%	91.4%
% of Patients satisfied with the time they had to wait for an appointment	2	2	N/A	86.7%	87.9%	87.7%

* This is based on patients treated on this contract for their most recent course of treatment. Figures in italics indicate the base number of FP17s or Patient Questionnaire responses are less than 100. N/A is shown where the base number of responses is less than 10 during the period. % is calculated as Quantity/Base number*100

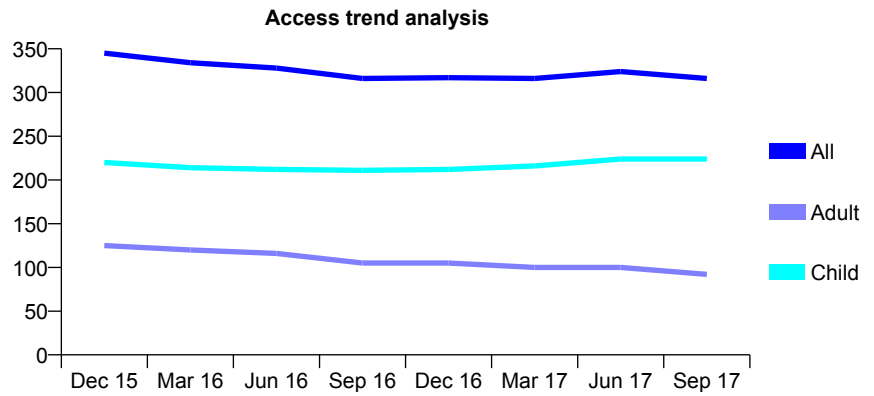
Q66 - Vital Signs At a Glance Contract Report for 329037/0001 - September 2017

Name or company name	MISS EL CHOUROT
Contract type name	GDS Contract
Purpose of contract	General
Contract start date	01/04/2006
Contract end date	

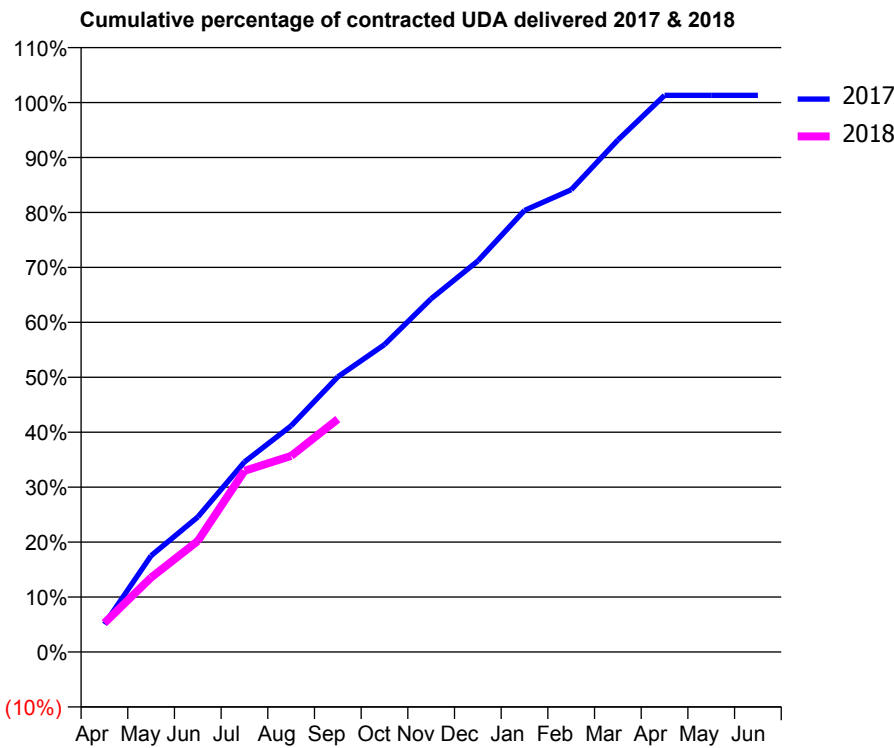
17/18 Contracted general activity (UDA)	700
Carry forward general activity (UDA)	-9
17/18 Contracted orthodontic activity (UOA)	0
Carry forward orthodontic activity (UOA)	0
Baseline contract value	£15,546.51

ACCESS*

Patients seen in 24 months	Total	Change since previous quarter
Quarter ending September 2016	316	
Quarter ending December 2016	317	→
Quarter ending March 2017	316	→
Quarter ending June 2017	324	↑
Quarter ending September 2017	316	↓
Variance since September 2016	0.0%	→



ACTIVITY



Month	Adjusted Scheduled Activity (UDA)	
	2017	2018
April	35	37
May	123	95
June	172	141
July	242	231
August	288	250
September	351	297
October	392	
November	450	
December	498	
January	563	
February	589	
March	652	
April	709	
May	709	
June	709	

QUALITY

	Quantity	Base Number	Contract	AT	Region	England
% of FP17s for the same patient ID Re-attending within 3 months - Children	9	190	4.7%	10.0%	11.4%	11.9%
% of FP17s for the same patient ID Re-attending within 3 months - Adults	7	56	12.5%	14.5%	15.7%	15.9%
% of FP17s for the same patient ID Re-attending between 3 & 9 months - Children	138	190	72.6%	59.6%	60.6%	58.1%
% of FP17s for the same patient ID Re-attending between 3 & 9 months - Adults	25	56	44.6%	51.0%	52.0%	50.6%
% of FP17s for Band 1 Urgent Courses	13	219	5.9%	10.3%	9.6%	9.1%
% of FP17s Relating to Free Repair or Replacements	0	219	0.0%	0.9%	0.7%	0.8%
% of FP17s Relating to Continuations	0	219	0.0%	1.1%	1.0%	1.1%
% of Patients satisfied with the dentistry they have received	2	2	N/A	91.9%	91.6%	91.4%
% of Patients satisfied with the time they had to wait for an appointment	2	2	N/A	86.7%	87.9%	87.7%

* This is based on patients treated on this contract for their most recent course of treatment. Figures in italics indicate the base number of FP17s or Patient Questionnaire responses are less than 100. N/A is shown where the base number of responses is less than 10 during the period. % is calculated as Quantity/Base number*100

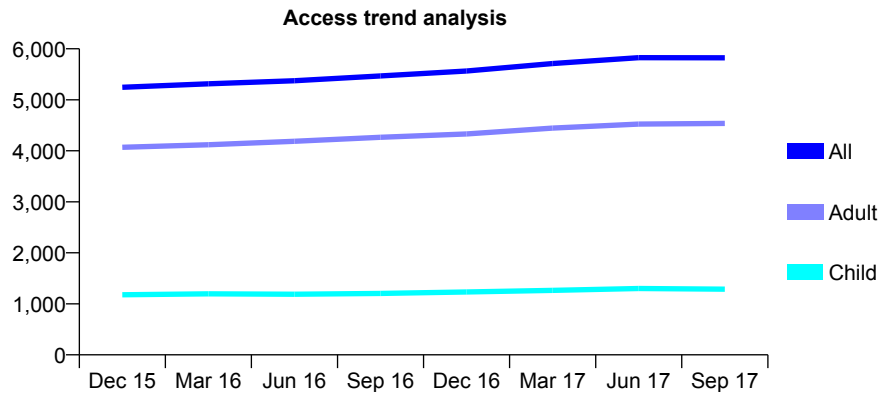
Q66 - Vital Signs At a Glance Contract Report for 331872/0001 - September 2017

Name or company name	MR SC PACE
Contract type name	GDS Contract
Purpose of contract	General
Contract start date	01/04/2006
Contract end date	

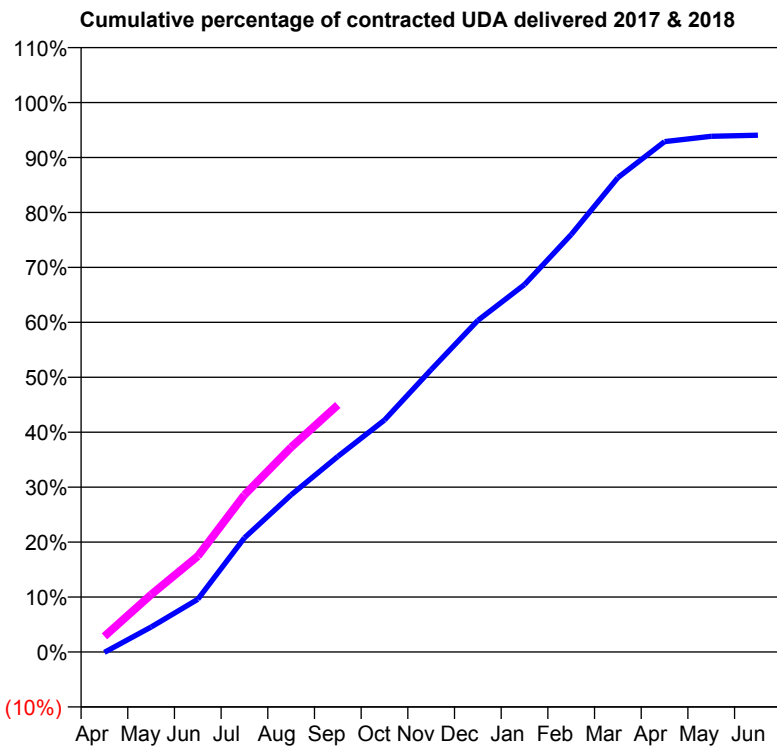
17/18 Contracted general activity (UDA)	17,536
Carry forward general activity (UDA)	0
17/18 Contracted orthodontic activity (UOA)	0
Carry forward orthodontic activity (UOA)	0
Baseline contract value	£460,047.32

ACCESS*

Patients seen in 24 months	Total	Change since previous quarter
Quarter ending September 2016	5,469	
Quarter ending December 2016	5,565	→
Quarter ending March 2017	5,710	↑
Quarter ending June 2017	5,825	↑
Quarter ending September 2017	5,824	→
Variance since September 2016	6.5%	↑



ACTIVITY



Month	Adjusted Scheduled Activity (UDA)	
	2017	2018
April	-13	498
May	799	1,832
June	1,684	3,057
July	3,645	5,015
August	5,014	6,533
September	6,240	7,884
October	7,404	
November	9,012	
December	10,583	
January	11,726	
February	13,322	
March	15,137	
April	16,289	
May	16,458	
June	16,493	

QUALITY

	Quantity	Base Number	Contract	AT	Region	England
% of FP17s for the same patient ID Re-attending within 3 months - Children	70	1,152	6.1%	10.0%	11.4%	11.9%
% of FP17s for the same patient ID Re-attending within 3 months - Adults	482	3,535	13.6%	14.5%	15.7%	15.9%
% of FP17s for the same patient ID Re-attending between 3 & 9 months - Children	772	1,152	67.0%	59.6%	60.6%	58.1%
% of FP17s for the same patient ID Re-attending between 3 & 9 months - Adults	2,064	3,535	58.4%	51.0%	52.0%	50.6%
% of FP17s for Band 1 Urgent Courses	162	4,206	3.9%	10.3%	9.6%	9.1%
% of FP17s Relating to Free Repair or Replacements	79	4,206	1.9%	0.9%	0.7%	0.8%
% of FP17s Relating to Continuations	38	4,206	0.9%	1.1%	1.0%	1.1%
% of Patients satisfied with the dentistry they have received	13	15	86.7%	91.9%	91.6%	91.4%
% of Patients satisfied with the time they had to wait for an appointment	15	15	100.0%	86.7%	87.9%	87.7%

* This is based on patients treated on this contract for their most recent course of treatment. Figures in italics indicate the base number of FP17s or Patient Questionnaire responses are less than 100. N/A is shown where the base number of responses is less than 10 during the period. % is calculated as Quantity/Base number*100

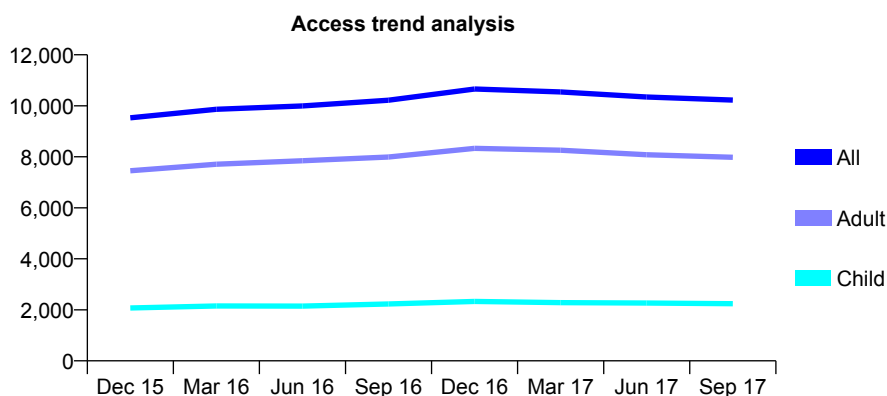
Q66 - Vital Signs At a Glance Contract Report for 331872/0002 - September 2017

Name or company name	MR SC PACE
Contract type name	GDS Contract
Purpose of contract	General
Contract start date	01/04/2006
Contract end date	

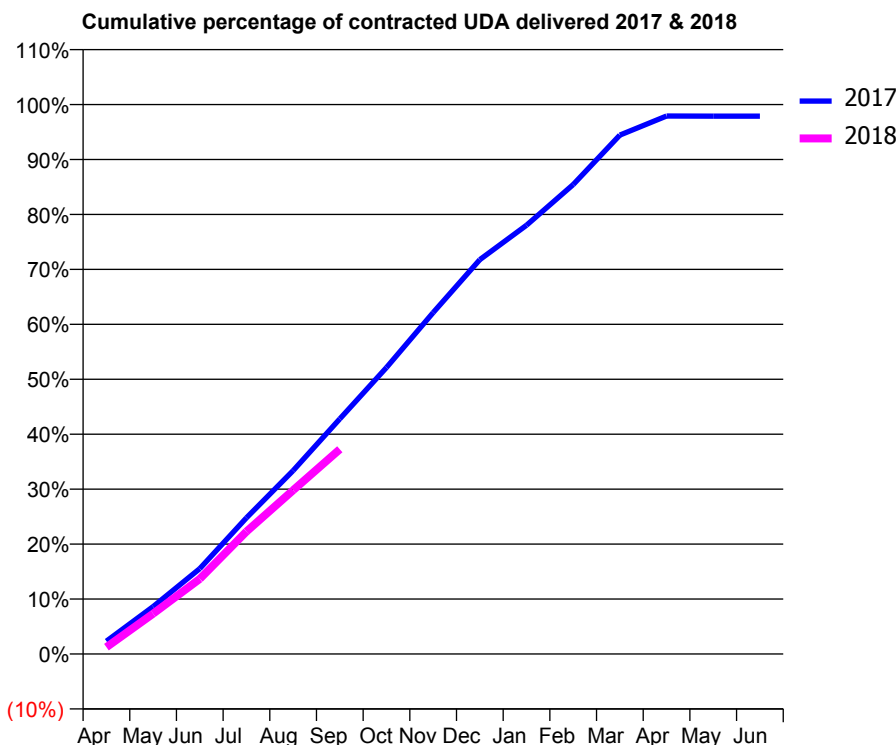
17/18 Contracted general activity (UDA)	37,242
Carry forward general activity (UDA)	790
17/18 Contracted orthodontic activity (UOA)	0
Carry forward orthodontic activity (UOA)	0
Baseline contract value	£1,012,879.20

ACCESS*

Patients seen in 24 months	Total	Change since previous quarter
Quarter ending September 2016	10,219	
Quarter ending December 2016	10,658	↑
Quarter ending March 2017	10,542	↓
Quarter ending June 2017	10,347	↓
Quarter ending September 2017	10,224	↓
Variance since September 2016	0.0%	→



ACTIVITY



Month	Adjusted Scheduled Activity (UDA)	
	2017	2018
April	872	465
May	3,213	2,735
June	5,784	5,096
July	9,236	8,304
August	12,428	11,105
September	15,933	13,876
October	19,416	
November	23,139	
December	26,727	
January	29,059	
February	31,816	
March	35,167	
April	36,461	
May	36,452	
June	36,452	

QUALITY

	Quantity	Base Number	Contract	AT	Region	England
% of FP17s for the same patient ID Re-attending within 3 months - Children	94	1,684	5.6%	10.0%	11.4%	11.9%
% of FP17s for the same patient ID Re-attending within 3 months - Adults	585	5,532	10.6%	14.5%	15.7%	15.9%
% of FP17s for the same patient ID Re-attending between 3 & 9 months - Children	1,102	1,684	65.4%	59.6%	60.6%	58.1%
% of FP17s for the same patient ID Re-attending between 3 & 9 months - Adults	3,808	5,532	68.8%	51.0%	52.0%	50.6%
% of FP17s for Band 1 Urgent Courses	266	6,716	4.0%	10.3%	9.6%	9.1%
% of FP17s Relating to Free Repair or Replacements	37	6,716	0.6%	0.9%	0.7%	0.8%
% of FP17s Relating to Continuations	15	6,716	0.2%	1.1%	1.0%	1.1%
% of Patients satisfied with the dentistry they have received	37	41	90.2%	91.9%	91.6%	91.4%
% of Patients satisfied with the time they had to wait for an appointment	36	41	87.8%	86.7%	87.9%	87.7%

* This is based on patients treated on this contract for their most recent course of treatment. Figures in italics indicate the base number of FP17s or Patient Questionnaire responses are less than 100. N/A is shown where the base number of responses is less than 10 during the period. % is calculated as Quantity/Base number*100

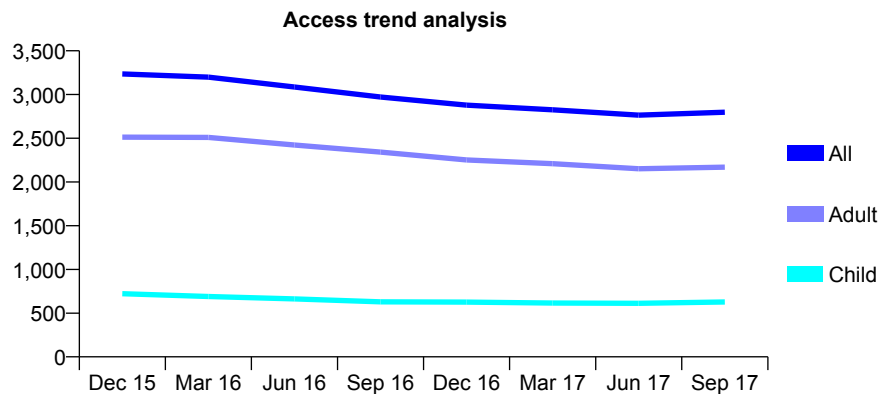
Q66 - Vital Signs At a Glance Contract Report for 331872/0003 - September 2017

Name or company name	MR SC PACE
Contract type name	GDS Contract
Purpose of contract	General
Contract start date	01/11/2012
Contract end date	

17/18 Contracted general activity (UDA)	10,500
Carry forward general activity (UDA)	0
17/18 Contracted orthodontic activity (UOA)	0
Carry forward orthodontic activity (UOA)	0
Baseline contract value	£281,887.57

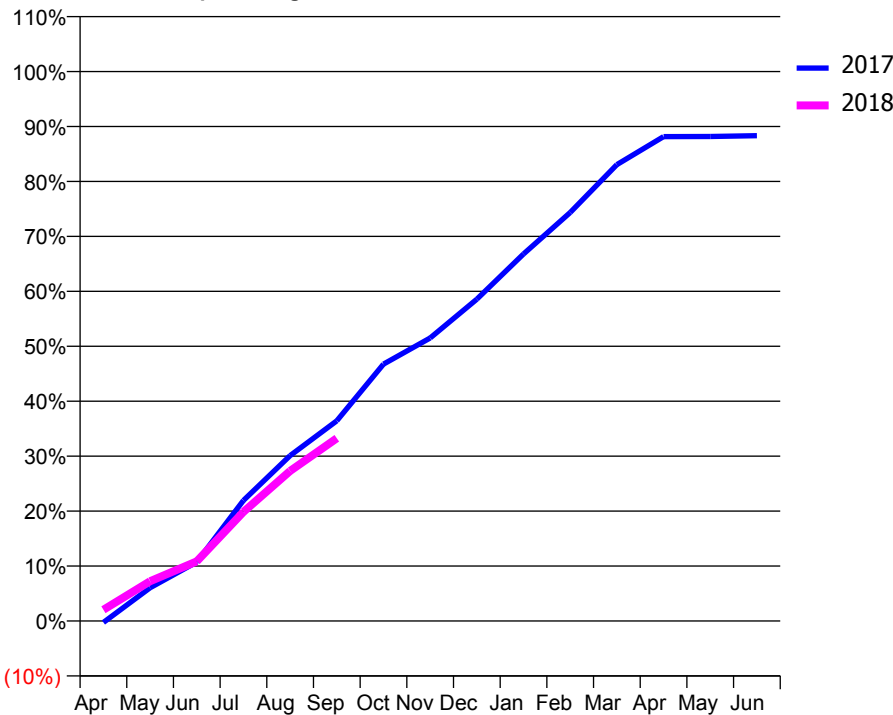
ACCESS*

Patients seen in 24 months	Total	Change since previous quarter
Quarter ending September 2016	2,971	
Quarter ending December 2016	2,878	↓
Quarter ending March 2017	2,825	↓
Quarter ending June 2017	2,764	↓
Quarter ending September 2017	2,798	→
Variance since September 2016	(5.8%)	↓



ACTIVITY

Cumulative percentage of contracted UDA delivered 2017 & 2018



Month	Adjusted Scheduled Activity (UDA)	
	2017	2018
April	-27	216
May	575	760
June	1,020	1,141
July	2,085	2,084
August	2,859	2,868
September	3,462	3,492
October	4,441	
November	4,893	
December	5,563	
January	6,346	
February	7,062	
March	7,891	
April	8,373	
May	8,376	
June	8,391	

QUALITY

	Quantity	Base Number	Contract	AT	Region	England
% of FP17s for the same patient ID Re-attending within 3 months - Children	37	513	7.2%	10.0%	11.4%	11.9%
% of FP17s for the same patient ID Re-attending within 3 months - Adults	283	1,653	17.1%	14.5%	15.7%	15.9%
% of FP17s for the same patient ID Re-attending between 3 & 9 months - Children	307	513	59.8%	59.6%	60.6%	58.1%
% of FP17s for the same patient ID Re-attending between 3 & 9 months - Adults	951	1,653	57.5%	51.0%	52.0%	50.6%
% of FP17s for Band 1 Urgent Courses	182	2,012	9.0%	10.3%	9.6%	9.1%
% of FP17s Relating to Free Repair or Replacements	68	2,012	3.4%	0.9%	0.7%	0.8%
% of FP17s Relating to Continuations	19	2,012	0.9%	1.1%	1.0%	1.1%
% of Patients satisfied with the dentistry they have received	8	8	N/A	91.9%	91.6%	91.4%
% of Patients satisfied with the time they had to wait for an appointment	6	8	N/A	86.7%	87.9%	87.7%

* This is based on patients treated on this contract for their most recent course of treatment. Figures in italics indicate the base number of FP17s or Patient Questionnaire responses are less than 100. N/A is shown where the base number of responses is less than 10 during the period. % is calculated as Quantity/Base number*100

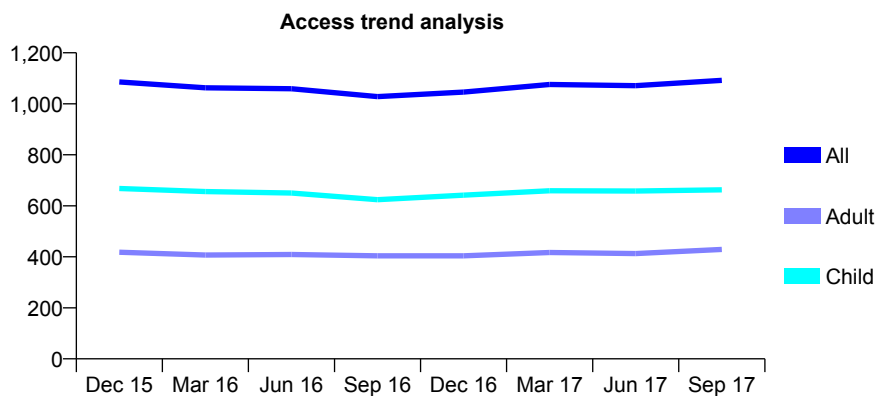
Q66 - Vital Signs At a Glance Contract Report for 335002/0002 - September 2017

Name or company name	MR AZ GITLIN
Contract type name	GDS Contract
Purpose of contract	General
Contract start date	01/04/2006
Contract end date	

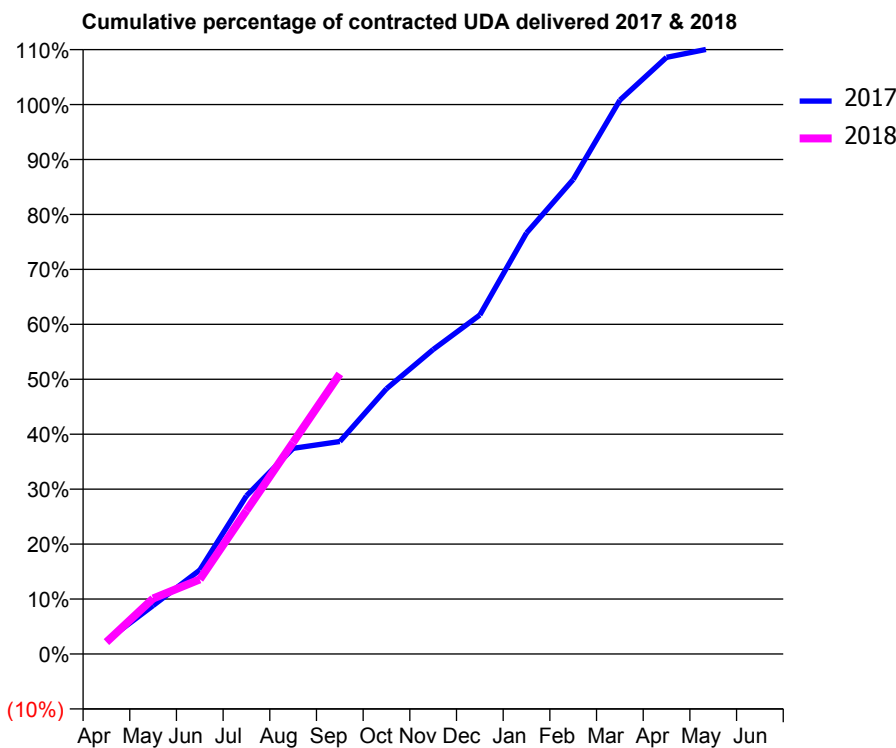
17/18 Contracted general activity (UDA)	2,079
Carry forward general activity (UDA)	-42
17/18 Contracted orthodontic activity (UOA)	0
Carry forward orthodontic activity (UOA)	0
Baseline contract value	£48,059.20

ACCESS*

Patients seen in 24 months	Total	Change since previous quarter
Quarter ending September 2016	1,028	
Quarter ending December 2016	1,046	→
Quarter ending March 2017	1,076	↑
Quarter ending June 2017	1,071	→
Quarter ending September 2017	1,092	→
Variance since September 2016	6.2%	↑



ACTIVITY



Adjusted Scheduled Activity (UDA)		
Month	2017	2018
April	50	45
May	183	210
June	317	282
July	599	543
August	778	801
September	804	1,060
October	1,004	
November	1,152	
December	1,283	
January	1,593	
February	1,795	
March	2,095	
April	2,258	
May	2,293	
June	2,294	

QUALITY

	Quantity	Base Number	Contract	AT	Region	England
% of FP17s for the same patient ID Re-attending within 3 months - Children	18	443	4.1%	10.0%	11.4%	11.9%
% of FP17s for the same patient ID Re-attending within 3 months - Adults	16	226	7.1%	14.5%	15.7%	15.9%
% of FP17s for the same patient ID Re-attending between 3 & 9 months - Children	234	443	52.8%	59.6%	60.6%	58.1%
% of FP17s for the same patient ID Re-attending between 3 & 9 months - Adults	93	226	41.2%	51.0%	52.0%	50.6%
% of FP17s for Band 1 Urgent Courses	8	555	1.4%	10.3%	9.6%	9.1%
% of FP17s Relating to Free Repair or Replacements	4	555	0.7%	0.9%	0.7%	0.8%
% of FP17s Relating to Continuations	0	555	0.0%	1.1%	1.0%	1.1%
% of Patients satisfied with the dentistry they have received	0	0	N/A	91.9%	91.6%	91.4%
% of Patients satisfied with the time they had to wait for an appointment	0	0	N/A	86.7%	87.9%	87.7%

* This is based on patients treated on this contract for their most recent course of treatment. Figures in italics indicate the base number of FP17s or Patient Questionnaire responses are less than 100. N/A is shown where the base number of responses is less than 10 during the period. % is calculated as Quantity/Base number*100

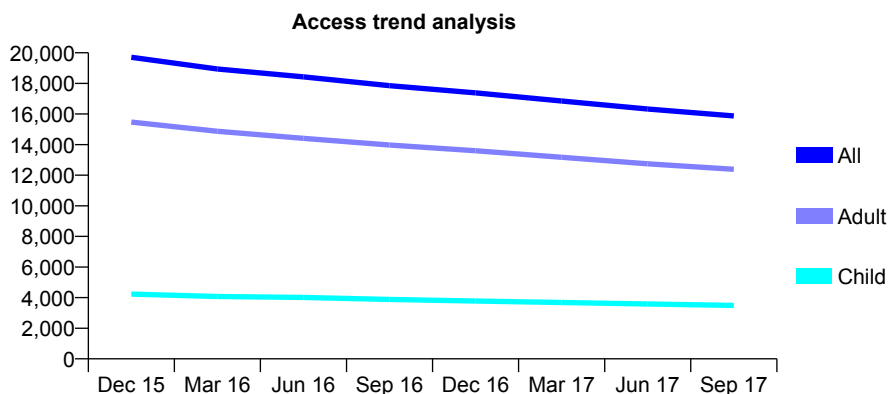
Q66 - Vital Signs At a Glance Contract Report for 335738/0001 - September 2017

Name or company name	MISS SJ YOUNG
Contract type name	GDS Contract
Purpose of contract	General
Contract start date	01/04/2006
Contract end date	

17/18 Contracted general activity (UDA)	62,088
Carry forward general activity (UDA)	0
17/18 Contracted orthodontic activity (UOA)	0
Carry forward orthodontic activity (UOA)	0
Baseline contract value	£1,320,956.15

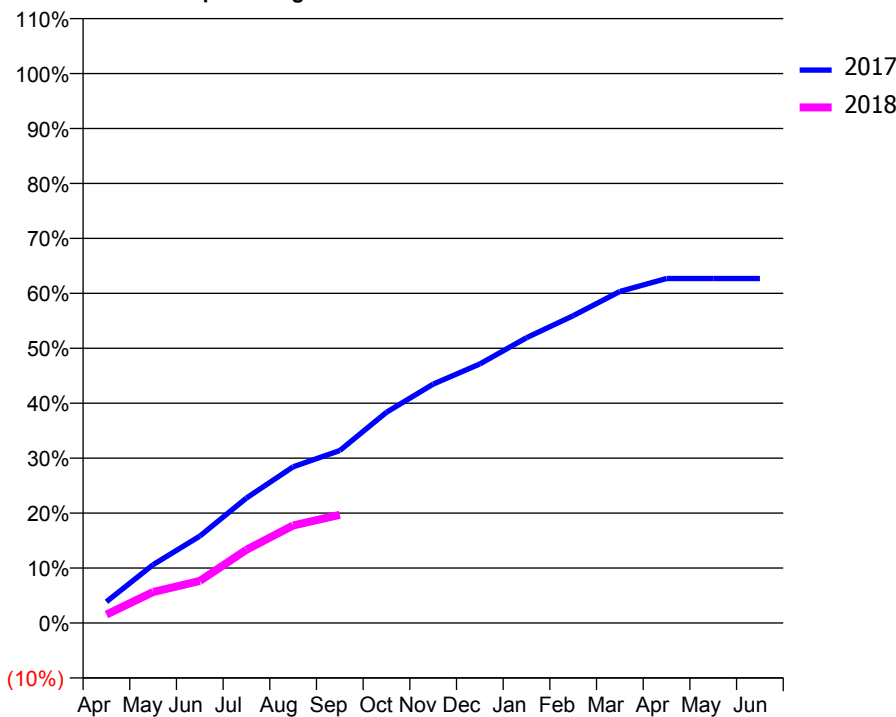
ACCESS*

Patients seen in 24 months	Total	Change since previous quarter
Quarter ending September 2016	17,855	
Quarter ending December 2016	17,378	↓
Quarter ending March 2017	16,852	↓
Quarter ending June 2017	16,330	↓
Quarter ending September 2017	15,875	↓
Variance since September 2016	(11.1%)	↓



ACTIVITY

Cumulative percentage of contracted UDA delivered 2017 & 2018



Adjusted Scheduled Activity (UDA)

Month	2017	2018
April	2,409	959
May	6,593	3,498
June	9,816	4,756
July	14,133	8,279
August	17,650	11,014
September	19,494	12,221
October	23,818	
November	26,992	
December	29,262	
January	32,233	
February	34,717	
March	37,469	
April	38,926	
May	38,926	
June	38,926	

QUALITY

	Quantity	Base Number	Contract	AT	Region	England
% of FP17s for the same patient ID Re-attending within 3 months - Children	128	1,858	6.9%	10.0%	11.4%	11.9%
% of FP17s for the same patient ID Re-attending within 3 months - Adults	1,074	6,332	17.0%	14.5%	15.7%	15.9%
% of FP17s for the same patient ID Re-attending between 3 & 9 months - Children	678	1,858	36.5%	59.6%	60.6%	58.1%
% of FP17s for the same patient ID Re-attending between 3 & 9 months - Adults	2,043	6,332	32.3%	51.0%	52.0%	50.6%
% of FP17s for Band 1 Urgent Courses	934	6,539	14.3%	10.3%	9.6%	9.1%
% of FP17s Relating to Free Repair or Replacements	53	6,539	0.8%	0.9%	0.7%	0.8%
% of FP17s Relating to Continuations	119	6,539	1.8%	1.1%	1.0%	1.1%
% of Patients satisfied with the dentistry they have received	30	33	90.9%	91.9%	91.6%	91.4%
% of Patients satisfied with the time they had to wait for an appointment	27	33	81.8%	86.7%	87.9%	87.7%

* This is based on patients treated on this contract for their most recent course of treatment. Figures in italics indicate the base number of FP17s or Patient Questionnaire responses are less than 100. N/A is shown where the base number of responses is less than 10 during the period. % is calculated as Quantity/Base number*100

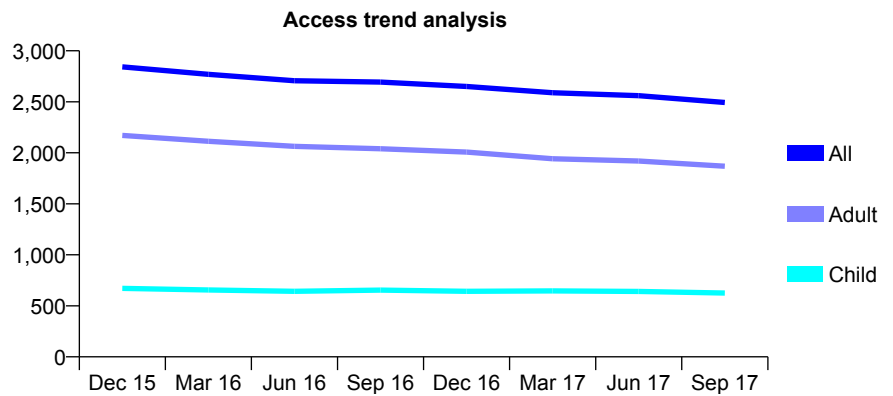
Q66 - Vital Signs At a Glance Contract Report for 337641/0001 - September 2017

Name or company name	MR MI STEWART
Contract type name	GDS Contract
Purpose of contract	General
Contract start date	01/04/2006
Contract end date	

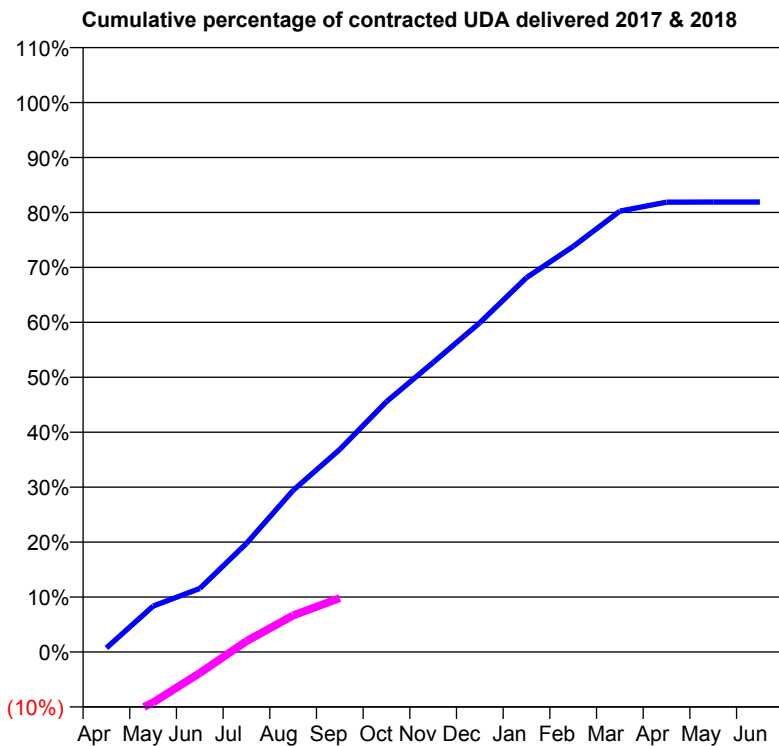
17/18 Contracted general activity (UDA)	5,600
Carry forward general activity (UDA)	950
17/18 Contracted orthodontic activity (UOA)	0
Carry forward orthodontic activity (UOA)	0
Baseline contract value	£142,329.34

ACCESS*

Patients seen in 24 months	Total	Change since previous quarter
Quarter ending September 2016	2,694	
Quarter ending December 2016	2,650	↓
Quarter ending March 2017	2,589	↓
Quarter ending June 2017	2,560	↓
Quarter ending September 2017	2,494	↓
Variance since September 2016	(7.4%)	↓



ACTIVITY



Month	Adjusted Scheduled Activity (UDA)	
	2017	2018
April	41	-744
May	468	-515
June	648	-216
July	1,107	111
August	1,647	373
September	2,065	550
October	2,552	
November	2,951	
December	3,356	
January	3,816	
February	4,133	
March	4,494	
April	4,585	
May	4,586	
June	4,586	

QUALITY

	Quantity	Base Number	Contract	AT	Region	England
% of FP17s for the same patient ID Re-attending within 3 months - Children	22	366	6.0%	10.0%	11.4%	11.9%
% of FP17s for the same patient ID Re-attending within 3 months - Adults	187	1,169	16.0%	14.5%	15.7%	15.9%
% of FP17s for the same patient ID Re-attending between 3 & 9 months - Children	161	366	44.0%	59.6%	60.6%	58.1%
% of FP17s for the same patient ID Re-attending between 3 & 9 months - Adults	485	1,169	41.5%	51.0%	52.0%	50.6%
% of FP17s for Band 1 Urgent Courses	123	910	13.5%	10.3%	9.6%	9.1%
% of FP17s Relating to Free Repair or Replacements	6	910	0.7%	0.9%	0.7%	0.8%
% of FP17s Relating to Continuations	13	910	1.4%	1.1%	1.0%	1.1%
% of Patients satisfied with the dentistry they have received	6	7	N/A	91.9%	91.6%	91.4%
% of Patients satisfied with the time they had to wait for an appointment	7	7	N/A	86.7%	87.9%	87.7%

* This is based on patients treated on this contract for their most recent course of treatment. Figures in italics indicate the base number of FP17s or Patient Questionnaire responses are less than 100. N/A is shown where the base number of responses is less than 10 during the period. % is calculated as Quantity/Base number*100

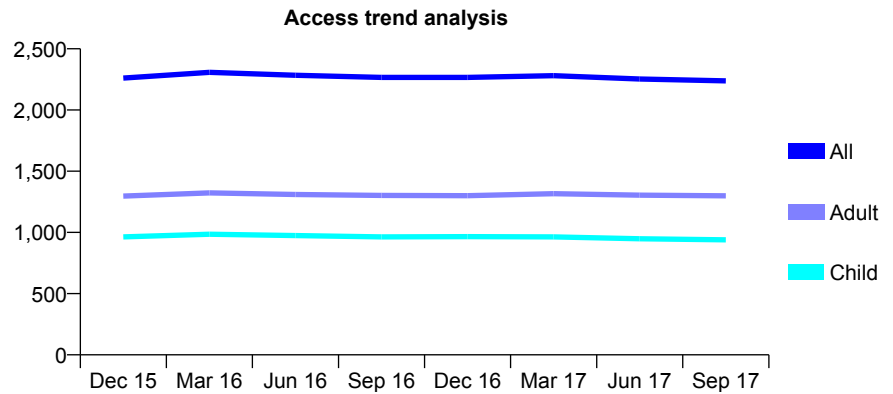
Q66 - Vital Signs At a Glance Contract Report for 340332/0001 - September 2017

Name or company name	MR CJ PRESTON
Contract type name	GDS Contract
Purpose of contract	General
Contract start date	01/05/2006
Contract end date	

17/18 Contracted general activity (UDA)	2,963
Carry forward general activity (UDA)	0
17/18 Contracted orthodontic activity (UOA)	0
Carry forward orthodontic activity (UOA)	0
Baseline contract value	£84,553.35

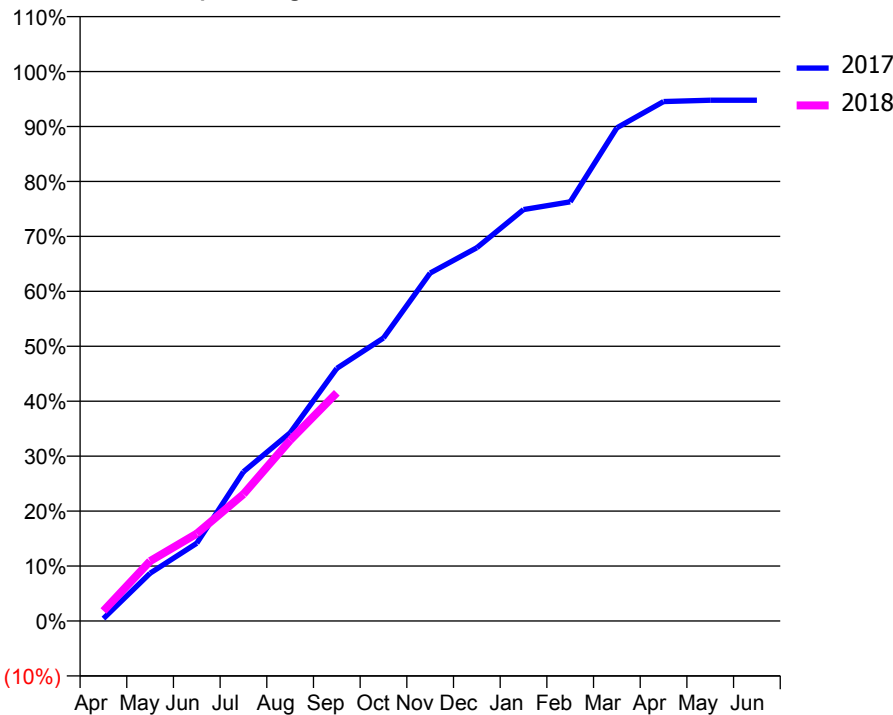
ACCESS*

Patients seen in 24 months	Total	Change since previous quarter
Quarter ending September 2016	2,266	
Quarter ending December 2016	2,266	→
Quarter ending March 2017	2,280	→
Quarter ending June 2017	2,253	↓
Quarter ending September 2017	2,238	→
Variance since September 2016	(1.2%)	↓



ACTIVITY

Cumulative percentage of contracted UDA delivered 2017 & 2018



Adjusted Scheduled Activity (UDA)		
Month	2017	2018
April	13	55
May	258	323
June	420	471
July	805	684
August	1,015	975
September	1,362	1,231
October	1,526	
November	1,876	
December	2,013	
January	2,218	
February	2,260	
March	2,659	
April	2,801	
May	2,808	
June	2,808	

QUALITY

	Quantity	Base Number	Contract	AT	Region	England
% of FP17s for the same patient ID Re-attending within 3 months - Children	32	699	4.6%	10.0%	11.4%	11.9%
% of FP17s for the same patient ID Re-attending within 3 months - Adults	103	834	12.4%	14.5%	15.7%	15.9%
% of FP17s for the same patient ID Re-attending between 3 & 9 months - Children	464	699	66.4%	59.6%	60.6%	58.1%
% of FP17s for the same patient ID Re-attending between 3 & 9 months - Adults	493	834	59.1%	51.0%	52.0%	50.6%
% of FP17s for Band 1 Urgent Courses	43	789	5.4%	10.3%	9.6%	9.1%
% of FP17s Relating to Free Repair or Replacements	4	789	0.5%	0.9%	0.7%	0.8%
% of FP17s Relating to Continuations	1	789	0.1%	1.1%	1.0%	1.1%
% of Patients satisfied with the dentistry they have received	2	2	N/A	91.9%	91.6%	91.4%
% of Patients satisfied with the time they had to wait for an appointment	2	2	N/A	86.7%	87.9%	87.7%

* This is based on patients treated on this contract for their most recent course of treatment. Figures in italics indicate the base number of FP17s or Patient Questionnaire responses are less than 100. N/A is shown where the base number of responses is less than 10 during the period. % is calculated as Quantity/Base number*100

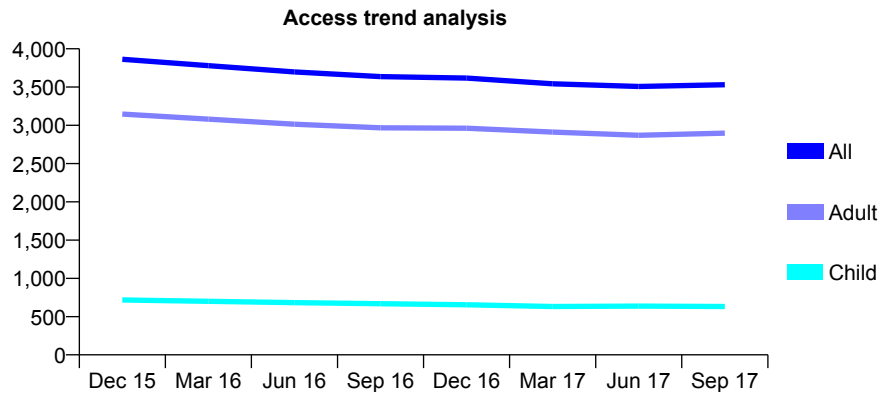
Q66 - Vital Signs At a Glance Contract Report for 354546/0001 - September 2017

Name or company name	MR MA ZARASVAND
Contract type name	GDS Contract
Purpose of contract	General
Contract start date	01/04/2006
Contract end date	

17/18 Contracted general activity (UDA)	9,537
Carry forward general activity (UDA)	-65
17/18 Contracted orthodontic activity (UOA)	0
Carry forward orthodontic activity (UOA)	0
Baseline contract value	£217,062.48

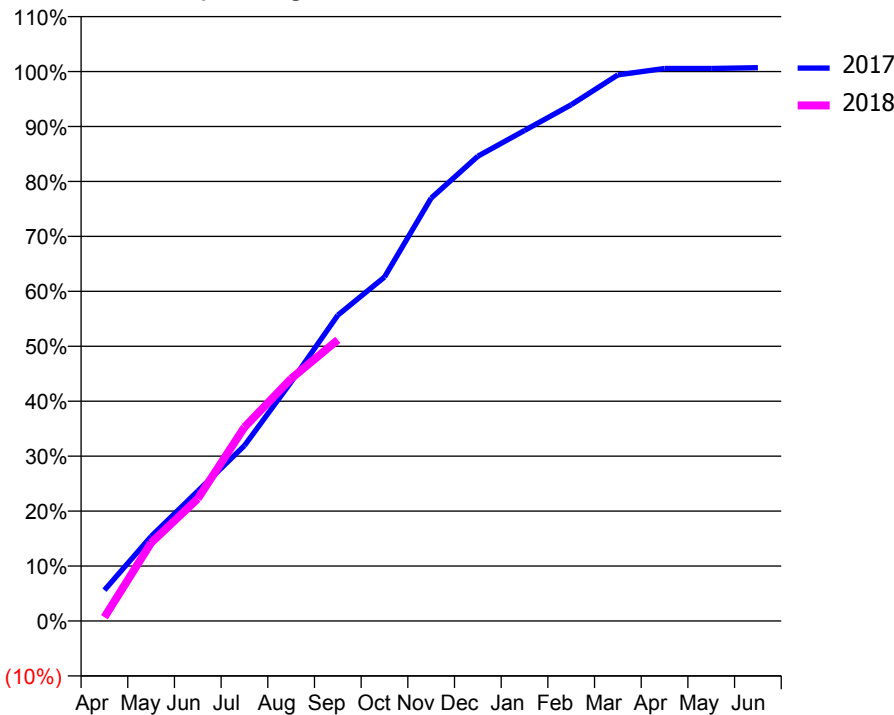
ACCESS*

Patients seen in 24 months	Total	Change since previous quarter
Quarter ending September 2016	3,636	
Quarter ending December 2016	3,617	→
Quarter ending March 2017	3,543	↓
Quarter ending June 2017	3,507	↓
Quarter ending September 2017	3,530	→
Variance since September 2016	(2.9%)	↓



ACTIVITY

Cumulative percentage of contracted UDA delivered 2017 & 2018



Month	Adjusted Scheduled Activity (UDA)	
	2017	2018
April	535	65
May	1,469	1,358
June	2,255	2,123
July	3,045	3,364
August	4,149	4,207
September	5,308	4,880
October	5,969	
November	7,340	
December	8,067	
January	8,514	
February	8,959	
March	9,479	
April	9,589	
May	9,590	
June	9,602	

QUALITY

	Quantity	Base Number	Contract	AT	Region	England
% of FP17s for the same patient ID Re-attending within 3 months - Children	6	562	1.1%	10.0%	11.4%	11.9%
% of FP17s for the same patient ID Re-attending within 3 months - Adults	93	2,186	4.3%	14.5%	15.7%	15.9%
% of FP17s for the same patient ID Re-attending between 3 & 9 months - Children	338	562	60.1%	59.6%	60.6%	58.1%
% of FP17s for the same patient ID Re-attending between 3 & 9 months - Adults	1,457	2,186	66.7%	51.0%	52.0%	50.6%
% of FP17s for Band 1 Urgent Courses	96	2,647	3.6%	10.3%	9.6%	9.1%
% of FP17s Relating to Free Repair or Replacements	3	2,647	0.1%	0.9%	0.7%	0.8%
% of FP17s Relating to Continuations	0	2,647	0.0%	1.1%	1.0%	1.1%
% of Patients satisfied with the dentistry they have received	17	17	100.0%	91.9%	91.6%	91.4%
% of Patients satisfied with the time they had to wait for an appointment	17	17	100.0%	86.7%	87.9%	87.7%

* This is based on patients treated on this contract for their most recent course of treatment. Figures in italics indicate the base number of FP17s or Patient Questionnaire responses are less than 100. N/A is shown where the base number of responses is less than 10 during the period. % is calculated as Quantity/Base number*100

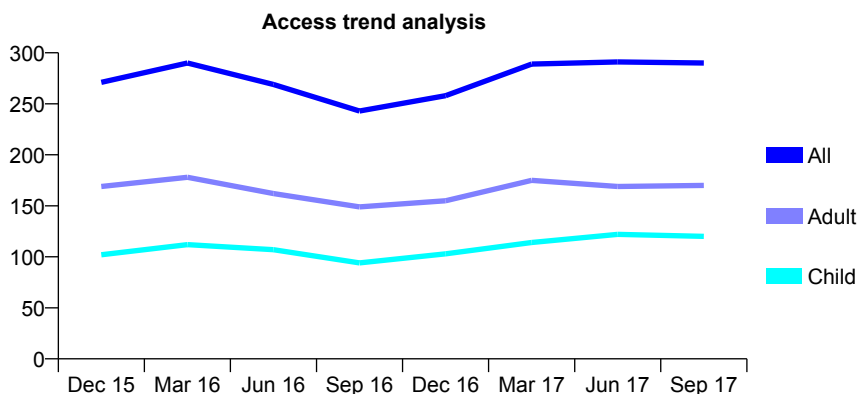
Q66 - Vital Signs At a Glance Contract Report for 367001/0002 - September 2017

Name or company name	MR RJ METCALFE
Contract type name	GDS Contract
Purpose of contract	General
Contract start date	02/06/2008
Contract end date	

17/18 Contracted general activity (UDA)	535
Carry forward general activity (UDA)	-10
17/18 Contracted orthodontic activity (UOA)	0
Carry forward orthodontic activity (UOA)	0
Baseline contract value	£13,853.34

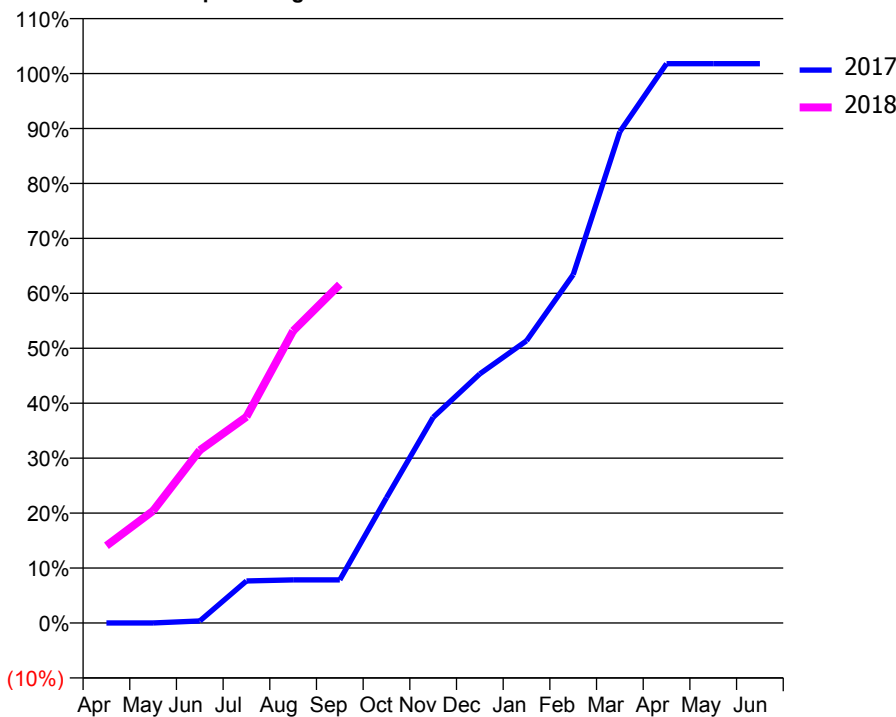
ACCESS*

Patients seen in 24 months	Total	Change since previous quarter
Quarter ending September 2016	243	
Quarter ending December 2016	258	↑
Quarter ending March 2017	289	↑
Quarter ending June 2017	291	→
Quarter ending September 2017	290	→
Variance since September 2016	19.3%	↑



ACTIVITY

Cumulative percentage of contracted UDA delivered 2017 & 2018



Month	Adjusted Scheduled Activity (UDA)	
	2017	2018
April	0	75
May	0	109
June	2	168
July	41	201
August	42	284
September	42	330
October	122	
November	200	
December	243	
January	275	
February	339	
March	478	
April	545	
May	545	
June	545	

QUALITY

	Quantity	Base Number	Contract	AT	Region	England
% of FP17s for the same patient ID Re-attending within 3 months - Children	8	84	9.5%	10.0%	11.4%	11.9%
% of FP17s for the same patient ID Re-attending within 3 months - Adults	23	89	25.8%	14.5%	15.7%	15.9%
% of FP17s for the same patient ID Re-attending between 3 & 9 months - Children	27	84	32.1%	59.6%	60.6%	58.1%
% of FP17s for the same patient ID Re-attending between 3 & 9 months - Adults	20	89	22.5%	51.0%	52.0%	50.6%
% of FP17s for Band 1 Urgent Courses	8	142	5.6%	10.3%	9.6%	9.1%
% of FP17s Relating to Free Repair or Replacements	4	142	2.8%	0.9%	0.7%	0.8%
% of FP17s Relating to Continuations	4	142	2.8%	1.1%	1.0%	1.1%
% of Patients satisfied with the dentistry they have received	1	2	N/A	91.9%	91.6%	91.4%
% of Patients satisfied with the time they had to wait for an appointment	2	2	N/A	86.7%	87.9%	87.7%

* This is based on patients treated on this contract for their most recent course of treatment. Figures in italics indicate the base number of FP17s or Patient Questionnaire responses are less than 100. N/A is shown where the base number of responses is less than 10 during the period. % is calculated as Quantity/Base number*100

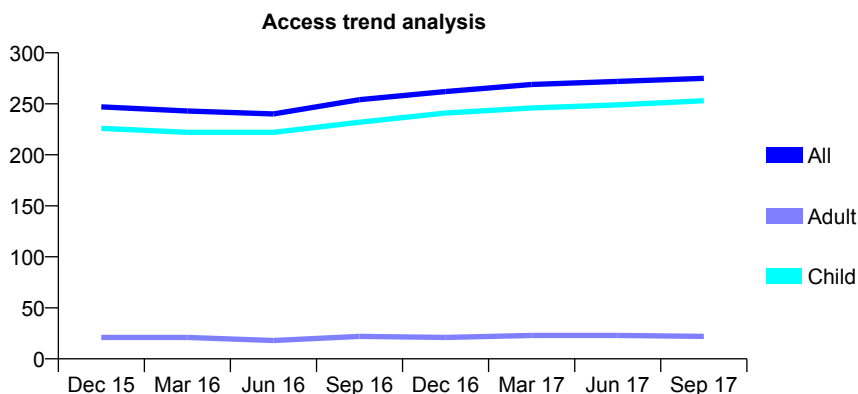
Q66 - Vital Signs At a Glance Contract Report for 560367/0001 - September 2017

Name or company name	Park Crescent Dental Practice
Contract type name	GDS Contract
Purpose of contract	General
Contract start date	01/04/2006
Contract end date	

17/18 Contracted general activity (UDA)	544
Carry forward general activity (UDA)	-11
17/18 Contracted orthodontic activity (UOA)	0
Carry forward orthodontic activity (UOA)	0
Baseline contract value	£10,484.20

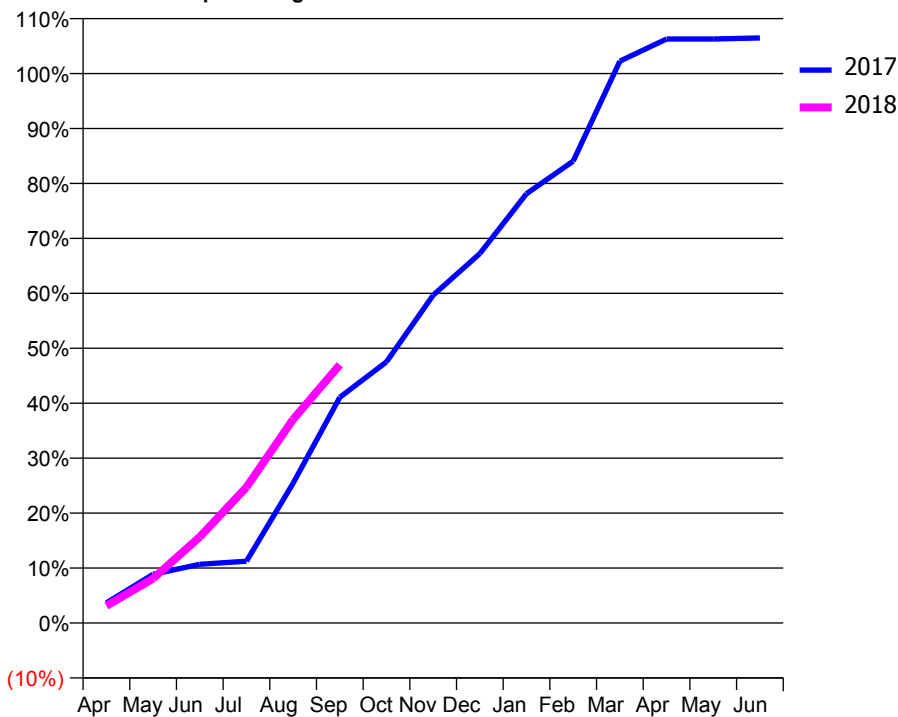
ACCESS*

Patients seen in 24 months	Total	Change since previous quarter
Quarter ending September 2016	254	
Quarter ending December 2016	262	↑
Quarter ending March 2017	269	↑
Quarter ending June 2017	272	→
Quarter ending September 2017	275	→
Variance since September 2016	8.3%	↑



ACTIVITY

Cumulative percentage of contracted UDA delivered 2017 & 2018



Month	Adjusted Scheduled Activity (UDA)	
	2017	2018
April	20	17
May	48	44
June	58	85
July	61	134
August	138	202
September	223	256
October	259	
November	325	
December	366	
January	425	
February	457	
March	556	
April	578	
May	578	
June	579	

QUALITY

	Quantity	Base Number	Contract	AT	Region	England
% of FP17s for the same patient ID Re-attending within 3 months - Children	14	202	6.9%	10.0%	11.4%	11.9%
% of FP17s for the same patient ID Re-attending within 3 months - Adults	0	0	N/A	14.5%	15.7%	15.9%
% of FP17s for the same patient ID Re-attending between 3 & 9 months - Children	133	202	65.8%	59.6%	60.6%	58.1%
% of FP17s for the same patient ID Re-attending between 3 & 9 months - Adults	0	0	N/A	51.0%	52.0%	50.6%
% of FP17s for Band 1 Urgent Courses	3	187	1.6%	10.3%	9.6%	9.1%
% of FP17s Relating to Free Repair or Replacements	0	187	0.0%	0.9%	0.7%	0.8%
% of FP17s Relating to Continuations	0	187	0.0%	1.1%	1.0%	1.1%
% of Patients satisfied with the dentistry they have received	0	0	N/A	91.9%	91.6%	91.4%
% of Patients satisfied with the time they had to wait for an appointment	0	0	N/A	86.7%	87.9%	87.7%

* This is based on patients treated on this contract for their most recent course of treatment. Figures in italics indicate the base number of FP17s or Patient Questionnaire responses are less than 100. N/A is shown where the base number of responses is less than 10 during the period. % is calculated as Quantity/Base number*100

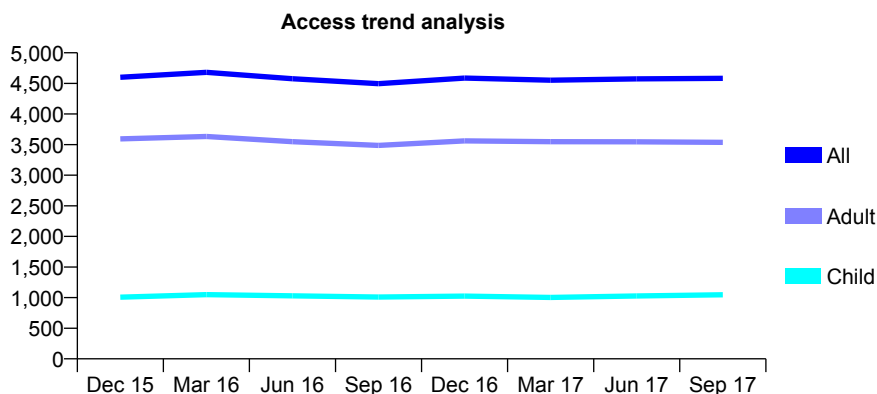
Q66 - Vital Signs At a Glance Contract Report for 565148/0001 - September 2017

Name or company name	MR PM PROSSER
Contract type name	GDS Contract
Purpose of contract	General
Contract start date	01/04/2006
Contract end date	

17/18 Contracted general activity (UDA)	16,362
Carry forward general activity (UDA)	-156
17/18 Contracted orthodontic activity (UOA)	0
Carry forward orthodontic activity (UOA)	0
Baseline contract value	£425,544.71

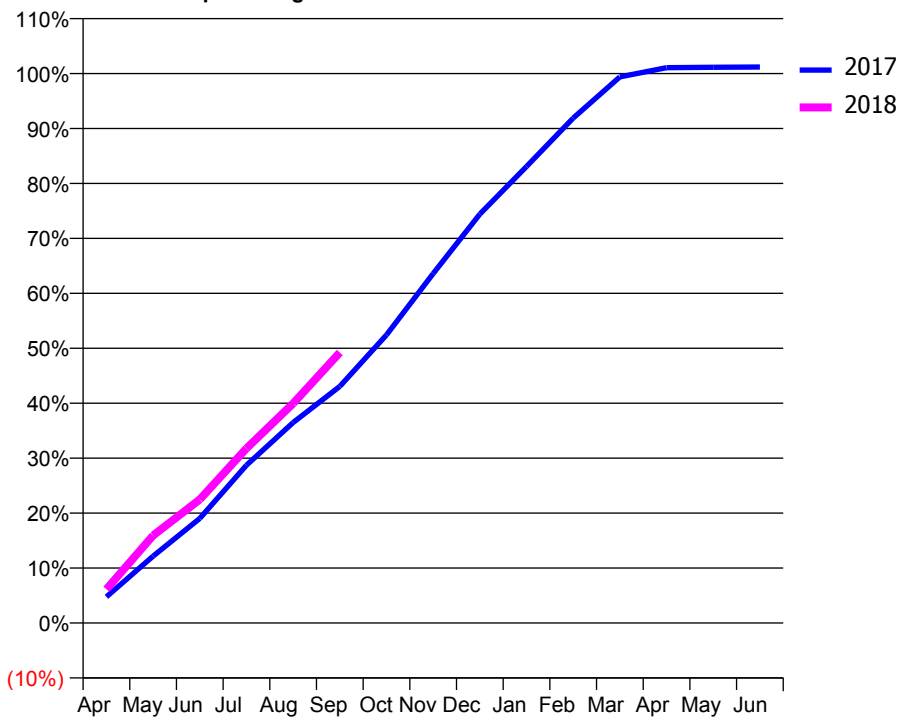
ACCESS*

Patients seen in 24 months	Total	Change since previous quarter
Quarter ending September 2016	4,496	
Quarter ending December 2016	4,587	↑
Quarter ending March 2017	4,553	→
Quarter ending June 2017	4,573	→
Quarter ending September 2017	4,583	→
Variance since September 2016	1.9%	→



ACTIVITY

Cumulative percentage of contracted UDA delivered 2017 & 2018



Month	Adjusted Scheduled Activity (UDA)	
	2017	2018
April	636	1,008
May	1,626	2,607
June	2,545	3,679
July	3,839	5,201
August	4,874	6,536
September	5,755	8,056
October	7,005	
November	8,498	
December	9,943	
January	11,101	
February	12,278	
March	13,280	
April	13,505	
May	13,514	
June	13,518	

QUALITY

	Quantity	Base Number	Contract	AT	Region	England
% of FP17s for the same patient ID Re-attending within 3 months - Children	98	922	10.6%	10.0%	11.4%	11.9%
% of FP17s for the same patient ID Re-attending within 3 months - Adults	578	3,007	19.2%	14.5%	15.7%	15.9%
% of FP17s for the same patient ID Re-attending between 3 & 9 months - Children	594	922	64.4%	59.6%	60.6%	58.1%
% of FP17s for the same patient ID Re-attending between 3 & 9 months - Adults	1,759	3,007	58.5%	51.0%	52.0%	50.6%
% of FP17s for Band 1 Urgent Courses	258	3,815	6.8%	10.3%	9.6%	9.1%
% of FP17s Relating to Free Repair or Replacements	79	3,815	2.1%	0.9%	0.7%	0.8%
% of FP17s Relating to Continuations	177	3,815	4.6%	1.1%	1.0%	1.1%
% of Patients satisfied with the dentistry they have received	9	9	N/A	91.9%	91.6%	91.4%
% of Patients satisfied with the time they had to wait for an appointment	8	9	N/A	86.7%	87.9%	87.7%

* This is based on patients treated on this contract for their most recent course of treatment. Figures in italics indicate the base number of FP17s or Patient Questionnaire responses are less than 100. N/A is shown where the base number of responses is less than 10 during the period. % is calculated as Quantity/Base number*100

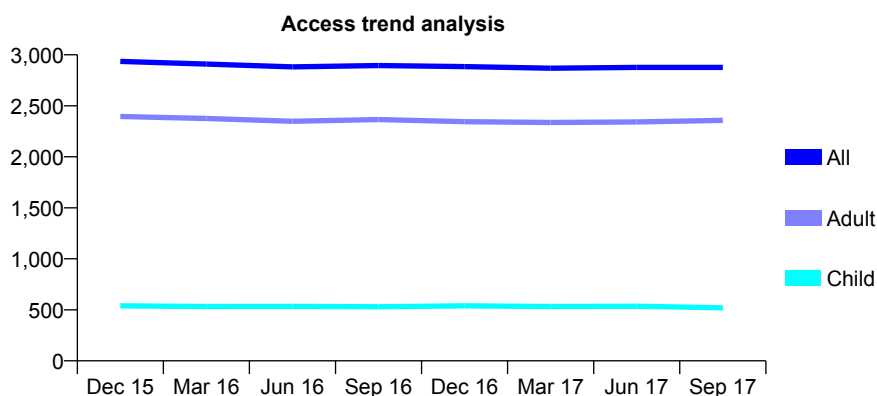
Q66 - Vital Signs At a Glance Contract Report for 566837/0001 - September 2017

Name or company name	MR K MCGAREY
Contract type name	GDS Contract
Purpose of contract	General
Contract start date	01/04/2006
Contract end date	

17/18 Contracted general activity (UDA)	10,175
Carry forward general activity (UDA)	-81
17/18 Contracted orthodontic activity (UOA)	0
Carry forward orthodontic activity (UOA)	0
Baseline contract value	£240,894.43

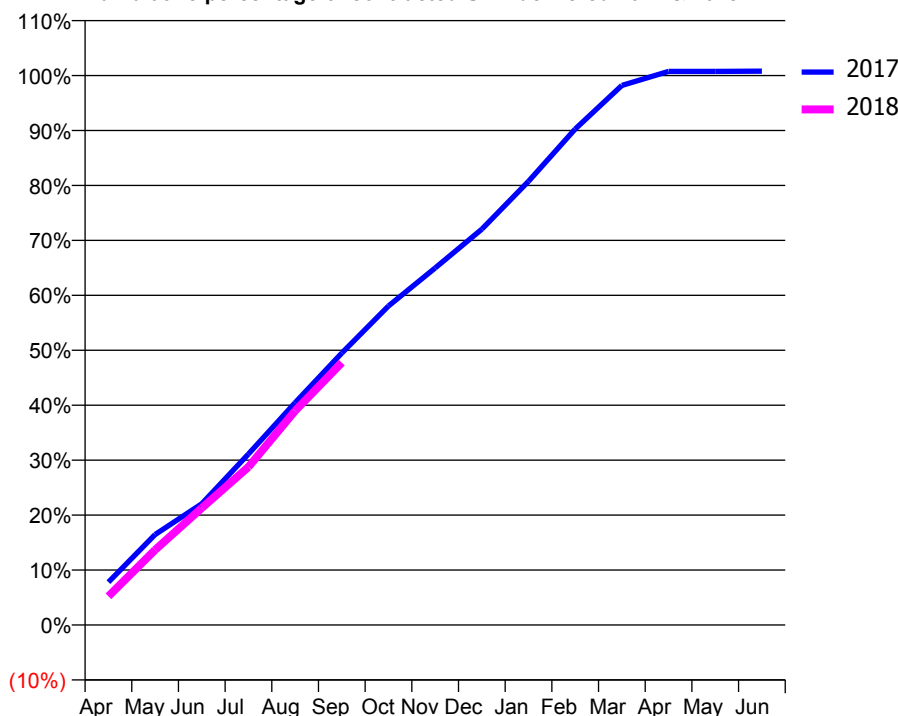
ACCESS*

Patients seen in 24 months	Total	Change since previous quarter
Quarter ending September 2016	2,895	
Quarter ending December 2016	2,884	→
Quarter ending March 2017	2,869	→
Quarter ending June 2017	2,877	→
Quarter ending September 2017	2,876	→
Variance since September 2016	(0.7%)	→



ACTIVITY

Cumulative percentage of contracted UDA delivered 2017 & 2018



Adjusted Scheduled Activity (UDA)

Month	2017	2018
April	794	531
May	1,676	1,392
June	2,246	2,167
July	3,166	2,927
August	4,117	3,967
September	5,036	4,858
October	5,908	
November	6,611	
December	7,329	
January	8,216	
February	9,183	
March	9,992	
April	10,250	
May	10,250	
June	10,256	

QUALITY

	Quantity	Base Number	Contract	AT	Region	England
% of FP17s for the same patient ID Re-attending within 3 months - Children	39	414	9.4%	10.0%	11.4%	11.9%
% of FP17s for the same patient ID Re-attending within 3 months - Adults	294	1,852	15.9%	14.5%	15.7%	15.9%
% of FP17s for the same patient ID Re-attending between 3 & 9 months - Children	261	414	63.0%	59.6%	60.6%	58.1%
% of FP17s for the same patient ID Re-attending between 3 & 9 months - Adults	1,059	1,852	57.2%	51.0%	52.0%	50.6%
% of FP17s for Band 1 Urgent Courses	95	2,135	4.4%	10.3%	9.6%	9.1%
% of FP17s Relating to Free Repair or Replacements	51	2,135	2.4%	0.9%	0.7%	0.8%
% of FP17s Relating to Continuations	50	2,135	2.3%	1.1%	1.0%	1.1%
% of Patients satisfied with the dentistry they have received	16	19	84.2%	91.9%	91.6%	91.4%
% of Patients satisfied with the time they had to wait for an appointment	17	19	89.5%	86.7%	87.9%	87.7%

* This is based on patients treated on this contract for their most recent course of treatment. Figures in italics indicate the base number of FP17s or Patient Questionnaire responses are less than 100. N/A is shown where the base number of responses is less than 10 during the period. % is calculated as Quantity/Base number*100

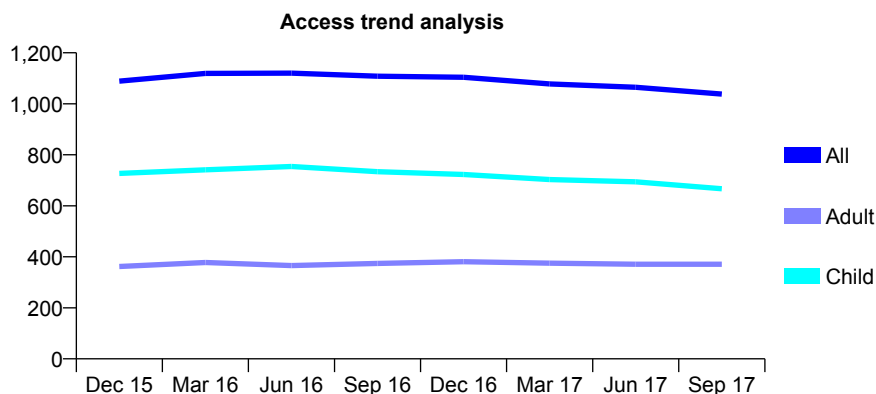
Q66 - Vital Signs At a Glance Contract Report for 575615/0001 - September 2017

Name or company name	Mr S F Hamilton
Contract type name	GDS Contract
Purpose of contract	General
Contract start date	01/04/2006
Contract end date	

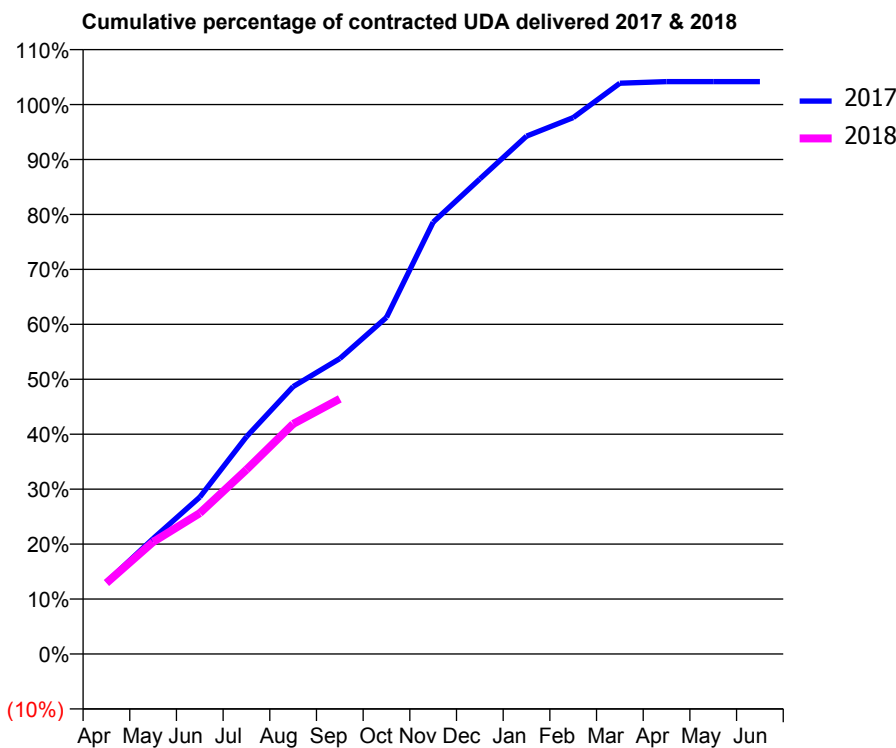
17/18 Contracted general activity (UDA)	2,450
Carry forward general activity (UDA)	-49
17/18 Contracted orthodontic activity (UOA)	0
Carry forward orthodontic activity (UOA)	0
Baseline contract value	£54,575.24

ACCESS*

Patients seen in 24 months	Total	Change since previous quarter
Quarter ending September 2016	1,108	
Quarter ending December 2016	1,104	→
Quarter ending March 2017	1,078	↓
Quarter ending June 2017	1,065	↓
Quarter ending September 2017	1,038	↓
Variance since September 2016	(6.3%)	↓



ACTIVITY



Adjusted Scheduled Activity (UDA)		
Month	2017	2018
April	320	316
May	514	500
June	699	628
July	969	822
August	1,193	1,026
September	1,317	1,138
October	1,501	
November	1,925	
December	2,118	
January	2,309	
February	2,392	
March	2,545	
April	2,552	
May	2,552	
June	2,552	

QUALITY

	Quantity	Base Number	Contract	AT	Region	England
% of FP17s for the same patient ID Re-attending within 3 months - Children	65	616	10.6%	10.0%	11.4%	11.9%
% of FP17s for the same patient ID Re-attending within 3 months - Adults	15	189	7.9%	14.5%	15.7%	15.9%
% of FP17s for the same patient ID Re-attending between 3 & 9 months - Children	432	616	70.1%	59.6%	60.6%	58.1%
% of FP17s for the same patient ID Re-attending between 3 & 9 months - Adults	125	189	66.1%	51.0%	52.0%	50.6%
% of FP17s for Band 1 Urgent Courses	20	802	2.5%	10.3%	9.6%	9.1%
% of FP17s Relating to Free Repair or Replacements	0	802	0.0%	0.9%	0.7%	0.8%
% of FP17s Relating to Continuations	0	802	0.0%	1.1%	1.0%	1.1%
% of Patients satisfied with the dentistry they have received	0	1	N/A	91.9%	91.6%	91.4%
% of Patients satisfied with the time they had to wait for an appointment	1	1	N/A	86.7%	87.9%	87.7%

* This is based on patients treated on this contract for their most recent course of treatment. Figures in italics indicate the base number of FP17s or Patient Questionnaire responses are less than 100. N/A is shown where the base number of responses is less than 10 during the period. % is calculated as Quantity/Base number*100

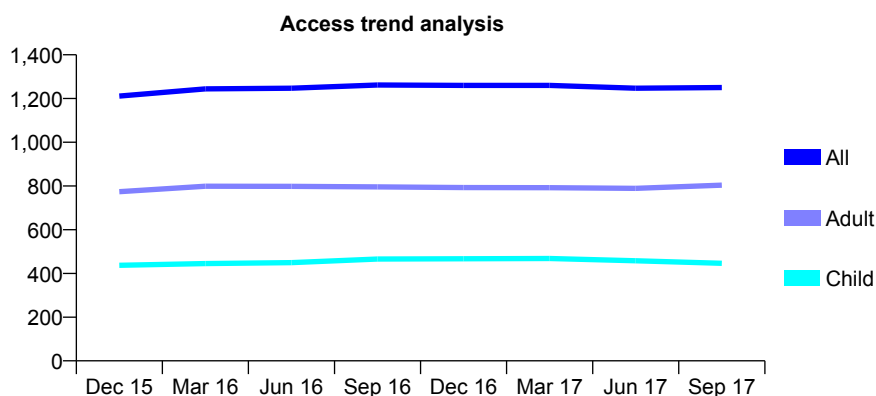
Q66 - Vital Signs At a Glance Contract Report for 632252/0002 - September 2017

Name or company name	MR R MACRAE
Contract type name	GDS Contract
Purpose of contract	General
Contract start date	01/04/2006
Contract end date	

17/18 Contracted general activity (UDA)	1,000
Carry forward general activity (UDA)	-20
17/18 Contracted orthodontic activity (UOA)	0
Carry forward orthodontic activity (UOA)	0
Baseline contract value	£21,649.80

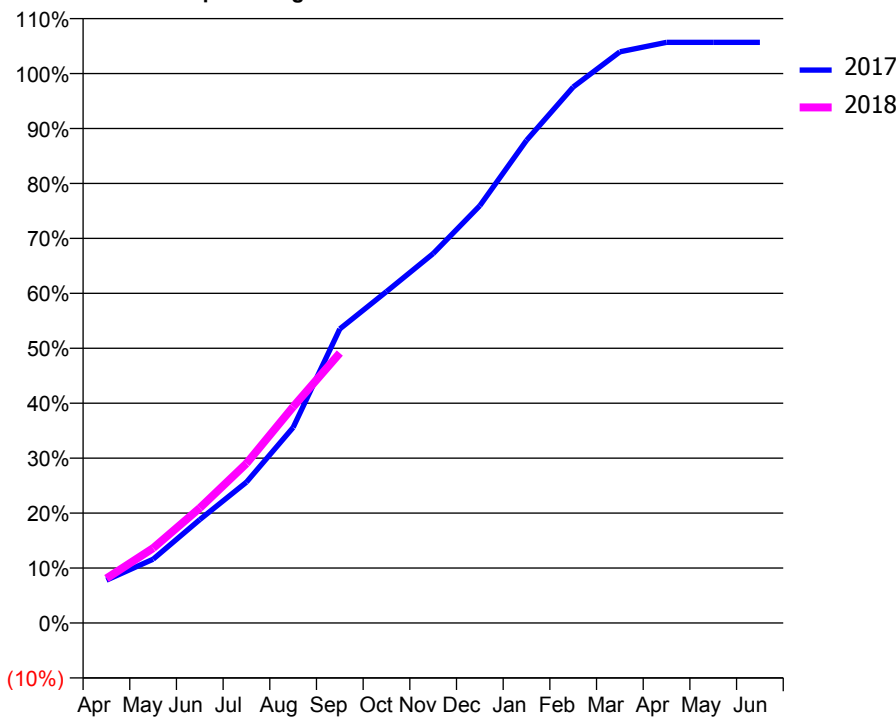
ACCESS*

Patients seen in 24 months	Total	Change since previous quarter
Quarter ending September 2016	1,262	
Quarter ending December 2016	1,260	→
Quarter ending March 2017	1,260	→
Quarter ending June 2017	1,247	↓
Quarter ending September 2017	1,250	→
Variance since September 2016	(1.0%)	→



ACTIVITY

Cumulative percentage of contracted UDA delivered 2017 & 2018



Adjusted Scheduled Activity (UDA)

Month	2017	2018
April	78	81
May	116	136
June	188	209
July	256	290
August	356	393
September	535	491
October	603	
November	672	
December	759	
January	878	
February	975	
March	1,039	
April	1,057	
May	1,057	
June	1,057	

QUALITY

	Quantity	Base Number	Contract	AT	Region	England
% of FP17s for the same patient ID Re-attending within 3 months - Children	20	350	5.7%	10.0%	11.4%	11.9%
% of FP17s for the same patient ID Re-attending within 3 months - Adults	93	616	15.1%	14.5%	15.7%	15.9%
% of FP17s for the same patient ID Re-attending between 3 & 9 months - Children	239	350	68.3%	59.6%	60.6%	58.1%
% of FP17s for the same patient ID Re-attending between 3 & 9 months - Adults	393	616	63.8%	51.0%	52.0%	50.6%
% of FP17s for Band 1 Urgent Courses	12	299	4.0%	10.3%	9.6%	9.1%
% of FP17s Relating to Free Repair or Replacements	1	299	0.3%	0.9%	0.7%	0.8%
% of FP17s Relating to Continuations	0	299	0.0%	1.1%	1.0%	1.1%
% of Patients satisfied with the dentistry they have received	4	4	N/A	91.9%	91.6%	91.4%
% of Patients satisfied with the time they had to wait for an appointment	3	4	N/A	86.7%	87.9%	87.7%

* This is based on patients treated on this contract for their most recent course of treatment. Figures in italics indicate the base number of FP17s or Patient Questionnaire responses are less than 100. N/A is shown where the base number of responses is less than 10 during the period. % is calculated as Quantity/Base number*100

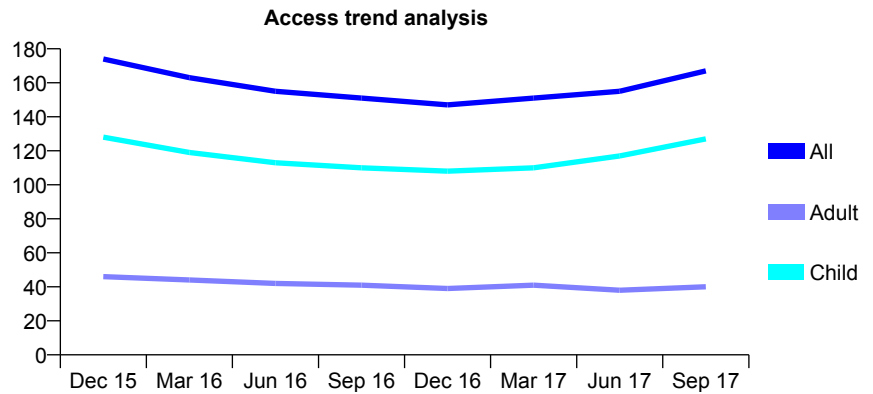
Q66 - Vital Signs At a Glance Contract Report for 636185/0001 - September 2017

Name or company name	MRS JR STEMBRIDGE
Contract type name	GDS Contract
Purpose of contract	General
Contract start date	01/04/2006
Contract end date	

17/18 Contracted general activity (UDA)	774
Carry forward general activity (UDA)	0
17/18 Contracted orthodontic activity (UOA)	0
Carry forward orthodontic activity (UOA)	0
Baseline contract value	£17,744.19

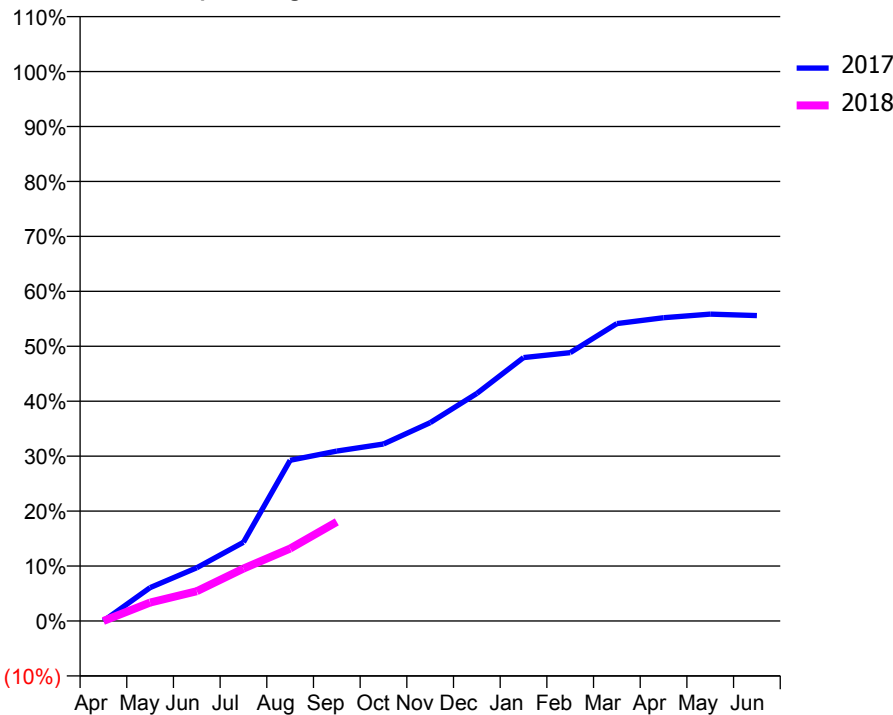
ACCESS*

Patients seen in 24 months	Total	Change since previous quarter
Quarter ending September 2016	151	
Quarter ending December 2016	147	↓
Quarter ending March 2017	151	↑
Quarter ending June 2017	155	↑
Quarter ending September 2017	167	↑
Variance since September 2016	10.6%	↑



ACTIVITY

Cumulative percentage of contracted UDA delivered 2017 & 2018



Month	Adjusted Scheduled Activity (UDA)	
	2017	2018
April	0	0
May	47	26
June	75	42
July	111	74
August	226	102
September	239	140
October	249	
November	279	
December	321	
January	371	
February	378	
March	419	
April	427	
May	432	
June	430	

QUALITY

	Quantity	Base Number	Contract	AT	Region	England
% of FP17s for the same patient ID Re-attending within 3 months - Children	7	102	6.9%	10.0%	11.4%	11.9%
% of FP17s for the same patient ID Re-attending within 3 months - Adults	0	11	0.0%	14.5%	15.7%	15.9%
% of FP17s for the same patient ID Re-attending between 3 & 9 months - Children	42	102	41.2%	59.6%	60.6%	58.1%
% of FP17s for the same patient ID Re-attending between 3 & 9 months - Adults	8	11	72.7%	51.0%	52.0%	50.6%
% of FP17s for Band 1 Urgent Courses	3	108	2.8%	10.3%	9.6%	9.1%
% of FP17s Relating to Free Repair or Replacements	1	108	0.9%	0.9%	0.7%	0.8%
% of FP17s Relating to Continuations	0	108	0.0%	1.1%	1.0%	1.1%
% of Patients satisfied with the dentistry they have received	0	0	N/A	91.9%	91.6%	91.4%
% of Patients satisfied with the time they had to wait for an appointment	0	0	N/A	86.7%	87.9%	87.7%

* This is based on patients treated on this contract for their most recent course of treatment. Figures in italics indicate the base number of FP17s or Patient Questionnaire responses are less than 100. N/A is shown where the base number of responses is less than 10 during the period. % is calculated as Quantity/Base number*100

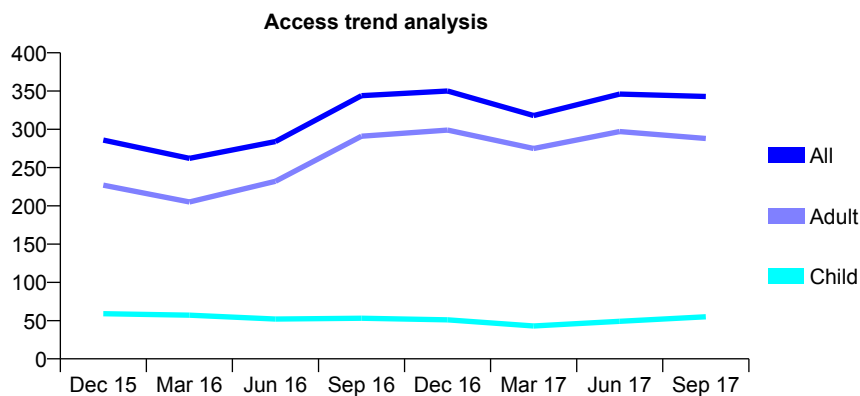
Q66 - Vital Signs At a Glance Contract Report for 641308/0002 - September 2017

Name or company name	MR JN CHOPE
Contract type name	GDS Contract
Purpose of contract	General
Contract start date	01/04/2006
Contract end date	

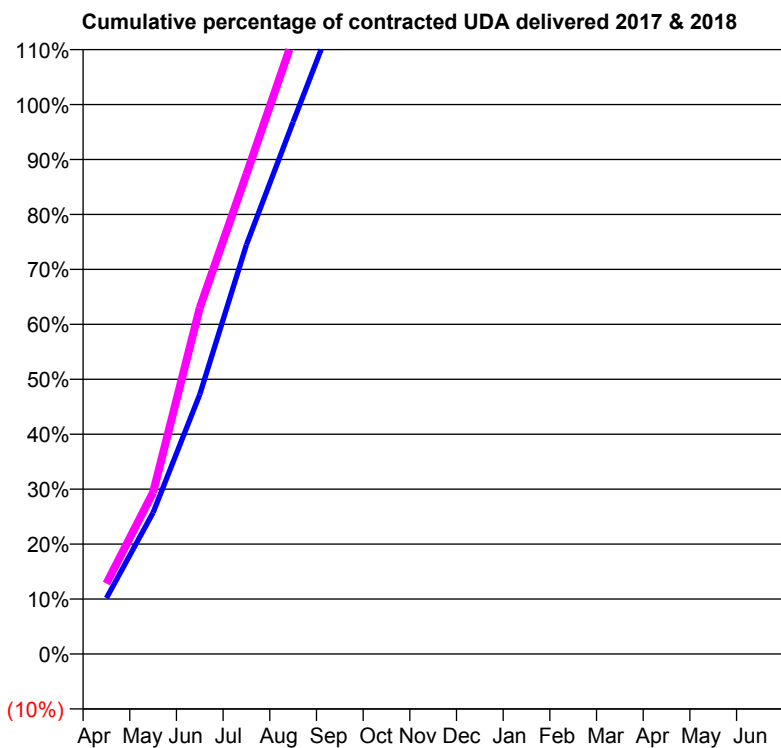
17/18 Contracted general activity (UDA)	265
Carry forward general activity (UDA)	0
17/18 Contracted orthodontic activity (UOA)	0
Carry forward orthodontic activity (UOA)	0
Baseline contract value	£70,962.77

ACCESS*

Patients seen in 24 months	Total	Change since previous quarter
Quarter ending September 2016	344	
Quarter ending December 2016	350	→
Quarter ending March 2017	318	↓
Quarter ending June 2017	346	↑
Quarter ending September 2017	343	→
Variance since September 2016	(0.3%)	→



ACTIVITY



Month	Adjusted Scheduled Activity (UDA)	
	2017	2018
April	27	34
May	68	78
June	125	167
July	197	231
August	257	297
September	315	368
October	354	
November	390	
December	418	
January	464	
February	492	
March	553	
April	572	
May	574	
June	573	

QUALITY

	Quantity	Base Number	Contract	AT	Region	England
% of FP17s for the same patient ID Re-attending within 3 months - Children	6	52	11.5%	10.0%	11.4%	11.9%
% of FP17s for the same patient ID Re-attending within 3 months - Adults	3	144	2.1%	14.5%	15.7%	15.9%
% of FP17s for the same patient ID Re-attending between 3 & 9 months - Children	25	52	48.1%	59.6%	60.6%	58.1%
% of FP17s for the same patient ID Re-attending between 3 & 9 months - Adults	18	144	12.5%	51.0%	52.0%	50.6%
% of FP17s for Band 1 Urgent Courses	4	189	2.1%	10.3%	9.6%	9.1%
% of FP17s Relating to Free Repair or Replacements	0	189	0.0%	0.9%	0.7%	0.8%
% of FP17s Relating to Continuations	3	189	1.6%	1.1%	1.0%	1.1%
% of Patients satisfied with the dentistry they have received	1	2	N/A	91.9%	91.6%	91.4%
% of Patients satisfied with the time they had to wait for an appointment	1	2	N/A	86.7%	87.9%	87.7%

* This is based on patients treated on this contract for their most recent course of treatment. Figures in italics indicate the base number of FP17s or Patient Questionnaire responses are less than 100. N/A is shown where the base number of responses is less than 10 during the period. % is calculated as Quantity/Base number*100

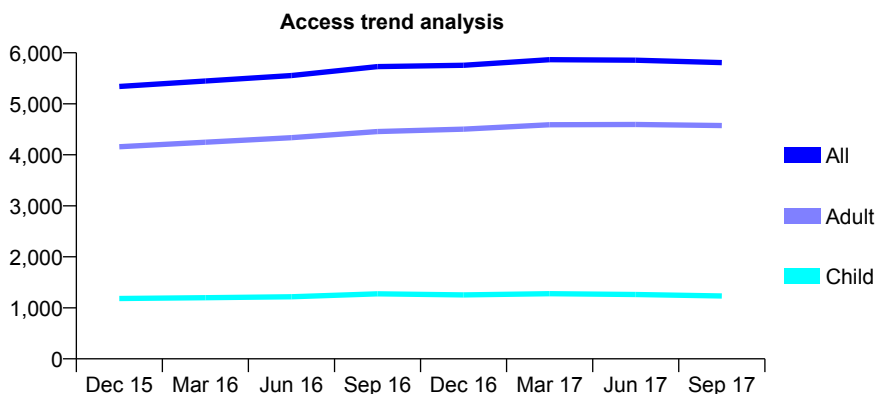
Q66 - Vital Signs At a Glance Contract Report for 641308/0003 - September 2017

Name or company name	MR JN CHOPE
Contract type name	GDS Contract
Purpose of contract	General
Contract start date	01/10/2009
Contract end date	

17/18 Contracted general activity (UDA)	19,500
Carry forward general activity (UDA)	2
17/18 Contracted orthodontic activity (UOA)	0
Carry forward orthodontic activity (UOA)	0
Baseline contract value	£592,237.74

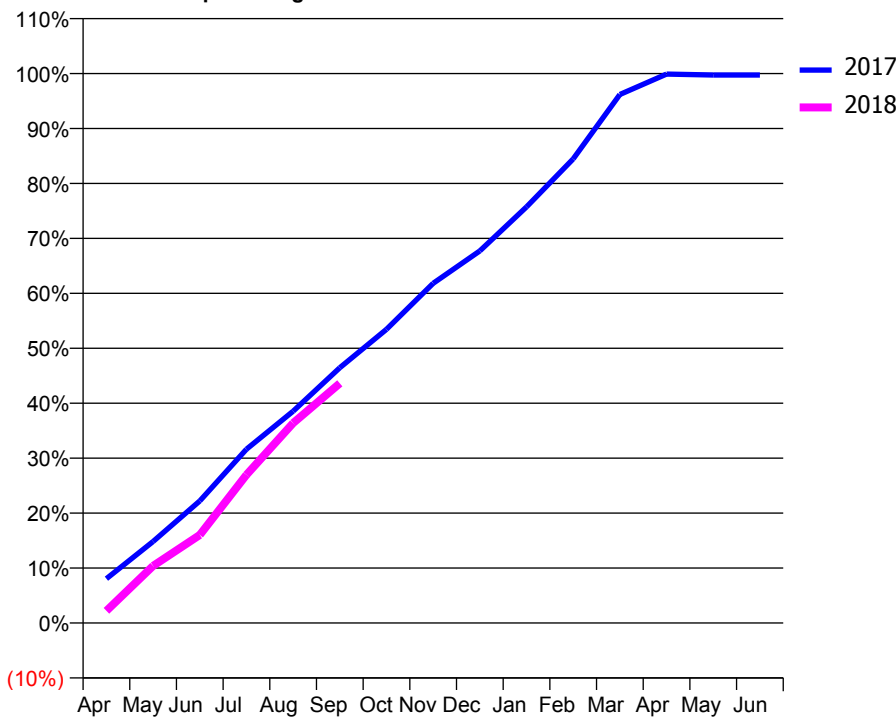
ACCESS*

Patients seen in 24 months	Total	Change since previous quarter
Quarter ending September 2016	5,730	
Quarter ending December 2016	5,755	→
Quarter ending March 2017	5,866	→
Quarter ending June 2017	5,856	→
Quarter ending September 2017	5,807	→
Variance since September 2016	1.3%	→



ACTIVITY

Cumulative percentage of contracted UDA delivered 2017 & 2018



Month	Adjusted Scheduled Activity (UDA)	
	2017	2018
April	1,572	433
May	2,892	2,030
June	4,334	3,123
July	6,169	5,260
August	7,515	7,093
September	9,061	8,505
October	10,421	
November	12,054	
December	13,205	
January	14,765	
February	16,469	
March	18,755	
April	19,480	
May	19,446	
June	19,445	

QUALITY

	Quantity	Base Number	Contract	AT	Region	England
% of FP17s for the same patient ID Re-attending within 3 months - Children	111	864	12.8%	10.0%	11.4%	11.9%
% of FP17s for the same patient ID Re-attending within 3 months - Adults	614	3,305	18.6%	14.5%	15.7%	15.9%
% of FP17s for the same patient ID Re-attending between 3 & 9 months - Children	520	864	60.2%	59.6%	60.6%	58.1%
% of FP17s for the same patient ID Re-attending between 3 & 9 months - Adults	1,897	3,305	57.4%	51.0%	52.0%	50.6%
% of FP17s for Band 1 Urgent Courses	550	3,853	14.3%	10.3%	9.6%	9.1%
% of FP17s Relating to Free Repair or Replacements	28	3,853	0.7%	0.9%	0.7%	0.8%
% of FP17s Relating to Continuations	62	3,853	1.6%	1.1%	1.0%	1.1%
% of Patients satisfied with the dentistry they have received	91	102	89.2%	91.9%	91.6%	91.4%
% of Patients satisfied with the time they had to wait for an appointment	83	102	81.4%	86.7%	87.9%	87.7%

* This is based on patients treated on this contract for their most recent course of treatment. Figures in italics indicate the base number of FP17s or Patient Questionnaire responses are less than 100. N/A is shown where the base number of responses is less than 10 during the period. % is calculated as Quantity/Base number*100

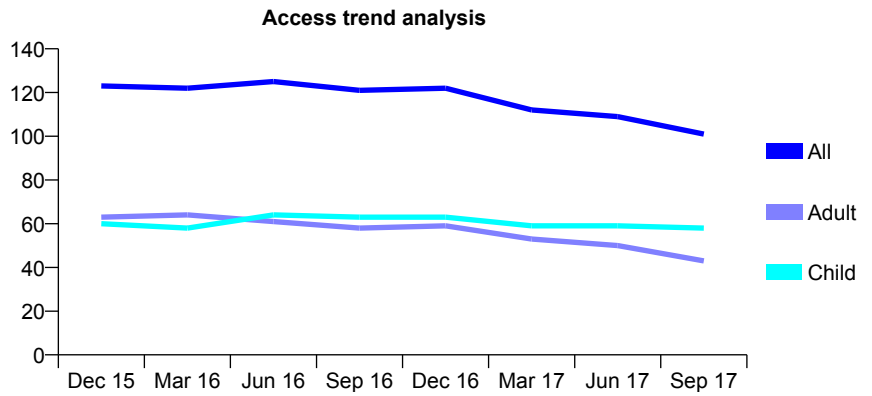
Q66 - Vital Signs At a Glance Contract Report for 642096/0001 - September 2017

Name or company name	MR RA JENKINS
Contract type name	GDS Contract
Purpose of contract	General
Contract start date	01/04/2006
Contract end date	

17/18 Contracted general activity (UDA)	700
Carry forward general activity (UDA)	0
17/18 Contracted orthodontic activity (UOA)	0
Carry forward orthodontic activity (UOA)	0
Baseline contract value	£16,211.10

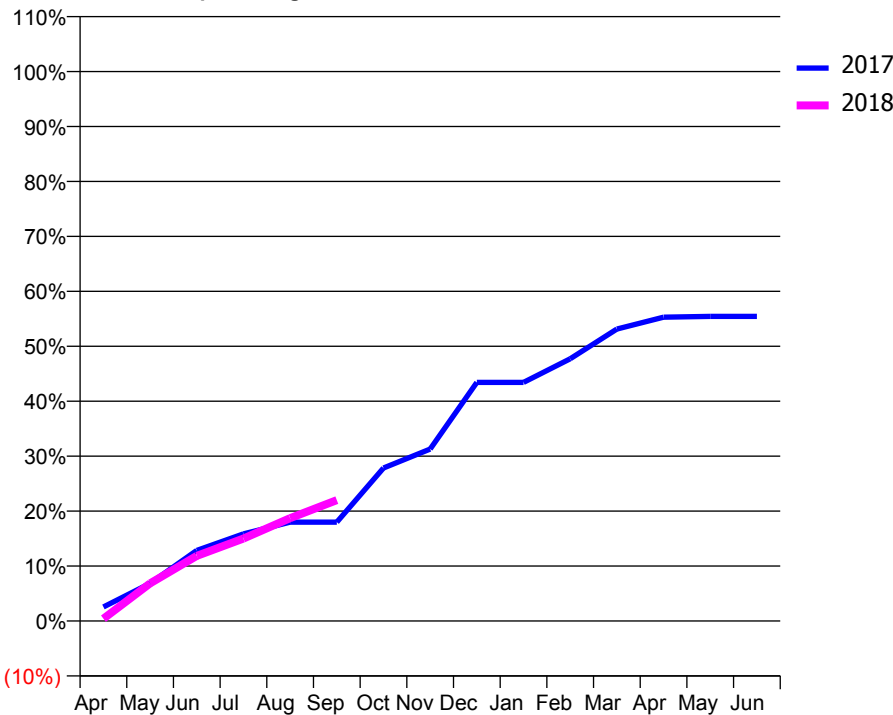
ACCESS*

Patients seen in 24 months	Total	Change since previous quarter
Quarter ending September 2016	121	
Quarter ending December 2016	122	→
Quarter ending March 2017	112	↓
Quarter ending June 2017	109	↓
Quarter ending September 2017	101	↓
Variance since September 2016	(16.5%)	↓



ACTIVITY

Cumulative percentage of contracted UDA delivered 2017 & 2018



Month	Adjusted Scheduled Activity (UDA)	
	2017	2018
April	18	3
May	48	48
June	90	83
July	111	105
August	126	131
September	126	154
October	195	
November	219	
December	304	
January	304	
February	334	
March	372	
April	387	
May	388	
June	388	

QUALITY

	Quantity	Base Number	Contract	AT	Region	England
% of FP17s for the same patient ID Re-attending within 3 months - Children	7	54	13.0%	10.0%	11.4%	11.9%
% of FP17s for the same patient ID Re-attending within 3 months - Adults	4	23	17.4%	14.5%	15.7%	15.9%
% of FP17s for the same patient ID Re-attending between 3 & 9 months - Children	38	54	70.4%	59.6%	60.6%	58.1%
% of FP17s for the same patient ID Re-attending between 3 & 9 months - Adults	19	23	82.6%	51.0%	52.0%	50.6%
% of FP17s for Band 1 Urgent Courses	0	67	0.0%	10.3%	9.6%	9.1%
% of FP17s Relating to Free Repair or Replacements	0	67	0.0%	0.9%	0.7%	0.8%
% of FP17s Relating to Continuations	0	67	0.0%	1.1%	1.0%	1.1%
% of Patients satisfied with the dentistry they have received	1	1	N/A	91.9%	91.6%	91.4%
% of Patients satisfied with the time they had to wait for an appointment	1	1	N/A	86.7%	87.9%	87.7%

* This is based on patients treated on this contract for their most recent course of treatment. Figures in italics indicate the base number of FP17s or Patient Questionnaire responses are less than 100. N/A is shown where the base number of responses is less than 10 during the period. % is calculated as Quantity/Base number*100

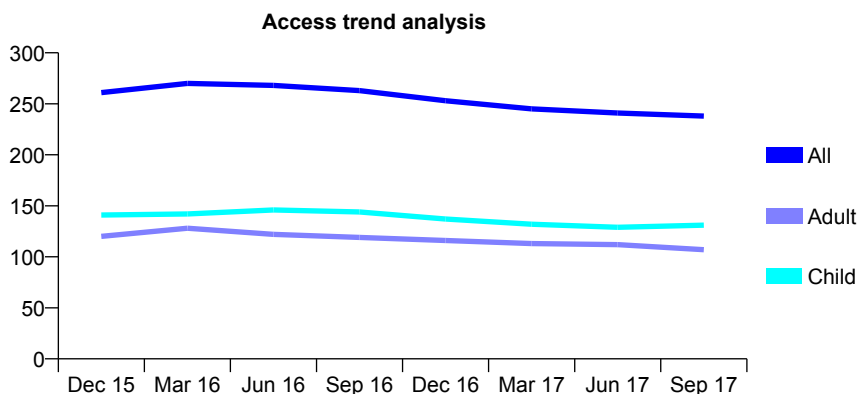
Q66 - Vital Signs At a Glance Contract Report for 648949/0001 - September 2017

Name or company name	MR AC POWELL
Contract type name	GDS Contract
Purpose of contract	General
Contract start date	01/04/2006
Contract end date	

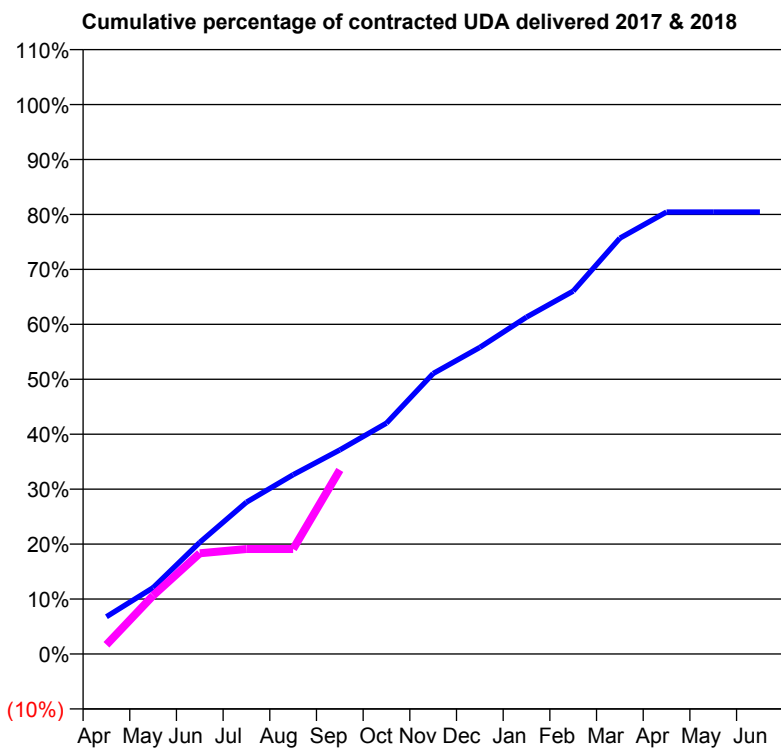
17/18 Contracted general activity (UDA)	650
Carry forward general activity (UDA)	0
17/18 Contracted orthodontic activity (UOA)	0
Carry forward orthodontic activity (UOA)	0
Baseline contract value	£21,705.22

ACCESS*

Patients seen in 24 months	Total	Change since previous quarter
Quarter ending September 2016	263	
Quarter ending December 2016	253	↓
Quarter ending March 2017	245	↓
Quarter ending June 2017	241	↓
Quarter ending September 2017	238	↓
Variance since September 2016	(9.5%)	↓



ACTIVITY



Adjusted Scheduled Activity (UDA)		
Month	2017	2018
April	54	11
May	97	69
June	163	119
July	221	124
August	261	124
September	297	218
October	336	
November	408	
December	446	
January	490	
February	528	
March	605	
April	643	
May	643	
June	643	

QUALITY

	Quantity	Base Number	Contract	AT	Region	England
% of FP17s for the same patient ID Re-attending within 3 months - Children	1	85	1.2%	10.0%	11.4%	11.9%
% of FP17s for the same patient ID Re-attending within 3 months - Adults	3	51	5.9%	14.5%	15.7%	15.9%
% of FP17s for the same patient ID Re-attending between 3 & 9 months - Children	55	85	64.7%	59.6%	60.6%	58.1%
% of FP17s for the same patient ID Re-attending between 3 & 9 months - Adults	33	51	64.7%	51.0%	52.0%	50.6%
% of FP17s for Band 1 Urgent Courses	4	128	3.1%	10.3%	9.6%	9.1%
% of FP17s Relating to Free Repair or Replacements	0	128	0.0%	0.9%	0.7%	0.8%
% of FP17s Relating to Continuations	0	128	0.0%	1.1%	1.0%	1.1%
% of Patients satisfied with the dentistry they have received	0	0	N/A	91.9%	91.6%	91.4%
% of Patients satisfied with the time they had to wait for an appointment	0	0	N/A	86.7%	87.9%	87.7%

* This is based on patients treated on this contract for their most recent course of treatment. Figures in italics indicate the base number of FP17s or Patient Questionnaire responses are less than 100. N/A is shown where the base number of responses is less than 10 during the period. % is calculated as Quantity/Base number*100

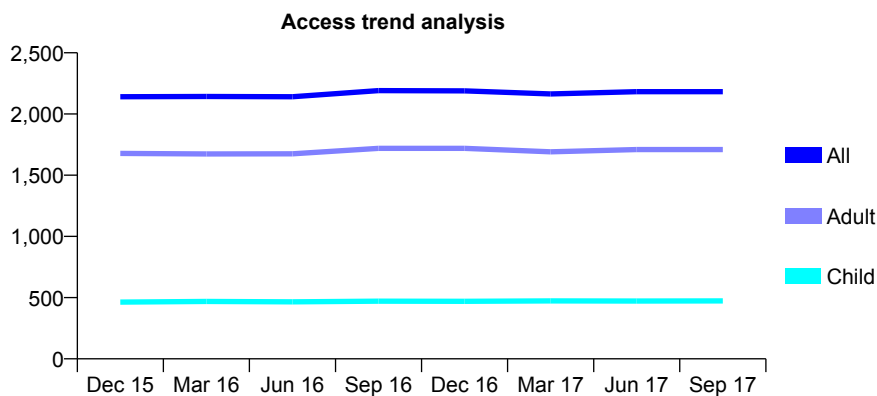
Q66 - Vital Signs At a Glance Contract Report for 673633/0001 - September 2017

Name or company name	MR A AHMADABADI-AGHDAM
Contract type name	GDS Contract
Purpose of contract	General
Contract start date	01/04/2006
Contract end date	

17/18 Contracted general activity (UDA)	7,290
Carry forward general activity (UDA)	-67
17/18 Contracted orthodontic activity (UOA)	0
Carry forward orthodontic activity (UOA)	0
Baseline contract value	£164,331.94

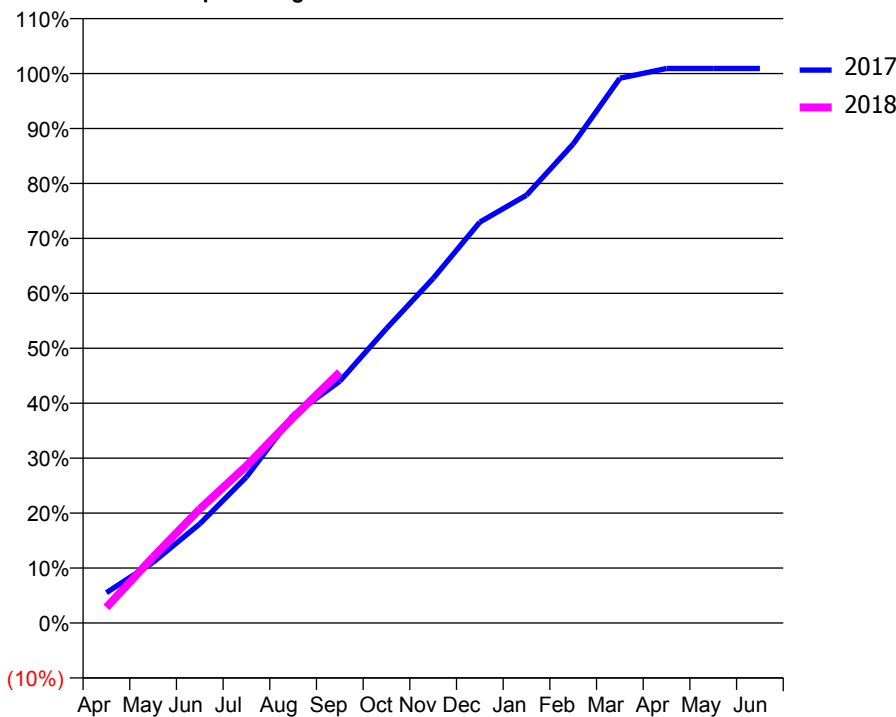
ACCESS*

Patients seen in 24 months	Total	Change since previous quarter
Quarter ending September 2016	2,191	
Quarter ending December 2016	2,189	→
Quarter ending March 2017	2,164	↓
Quarter ending June 2017	2,182	→
Quarter ending September 2017	2,183	→
Variance since September 2016	(0.4%)	→



ACTIVITY

Cumulative percentage of contracted UDA delivered 2017 & 2018



Month	Adjusted Scheduled Activity (UDA)	
	2017	2018
April	402	208
May	805	876
June	1,315	1,514
July	1,937	2,086
August	2,757	2,725
September	3,209	3,328
October	3,907	
November	4,572	
December	5,319	
January	5,676	
February	6,356	
March	7,227	
April	7,357	
May	7,357	
June	7,357	

QUALITY

	Quantity	Base Number	Contract	AT	Region	England
% of FP17s for the same patient ID Re-attending within 3 months - Children	28	364	7.7%	10.0%	11.4%	11.9%
% of FP17s for the same patient ID Re-attending within 3 months - Adults	184	1,275	14.4%	14.5%	15.7%	15.9%
% of FP17s for the same patient ID Re-attending between 3 & 9 months - Children	233	364	64.0%	59.6%	60.6%	58.1%
% of FP17s for the same patient ID Re-attending between 3 & 9 months - Adults	832	1,275	65.3%	51.0%	52.0%	50.6%
% of FP17s for Band 1 Urgent Courses	161	1,552	10.4%	10.3%	9.6%	9.1%
% of FP17s Relating to Free Repair or Replacements	2	1,552	0.1%	0.9%	0.7%	0.8%
% of FP17s Relating to Continuations	10	1,552	0.6%	1.1%	1.0%	1.1%
% of Patients satisfied with the dentistry they have received	7	7	N/A	91.9%	91.6%	91.4%
% of Patients satisfied with the time they had to wait for an appointment	7	7	N/A	86.7%	87.9%	87.7%

* This is based on patients treated on this contract for their most recent course of treatment. Figures in italics indicate the base number of FP17s or Patient Questionnaire responses are less than 100. N/A is shown where the base number of responses is less than 10 during the period. % is calculated as Quantity/Base number*100

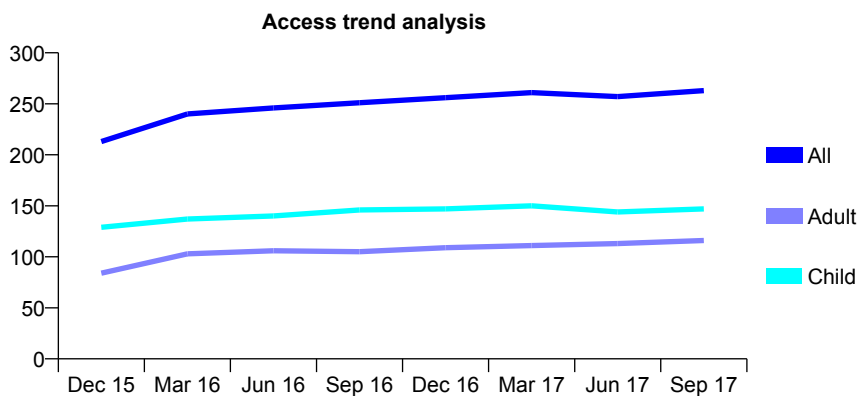
Q66 - Vital Signs At a Glance Contract Report for 679798/0001 - September 2017

Name or company name	MISS CE SHAW
Contract type name	GDS Contract
Purpose of contract	General
Contract start date	02/04/2012
Contract end date	

17/18 Contracted general activity (UDA)	548
Carry forward general activity (UDA)	0
17/18 Contracted orthodontic activity (UOA)	0
Carry forward orthodontic activity (UOA)	0
Baseline contract value	£12,833.28

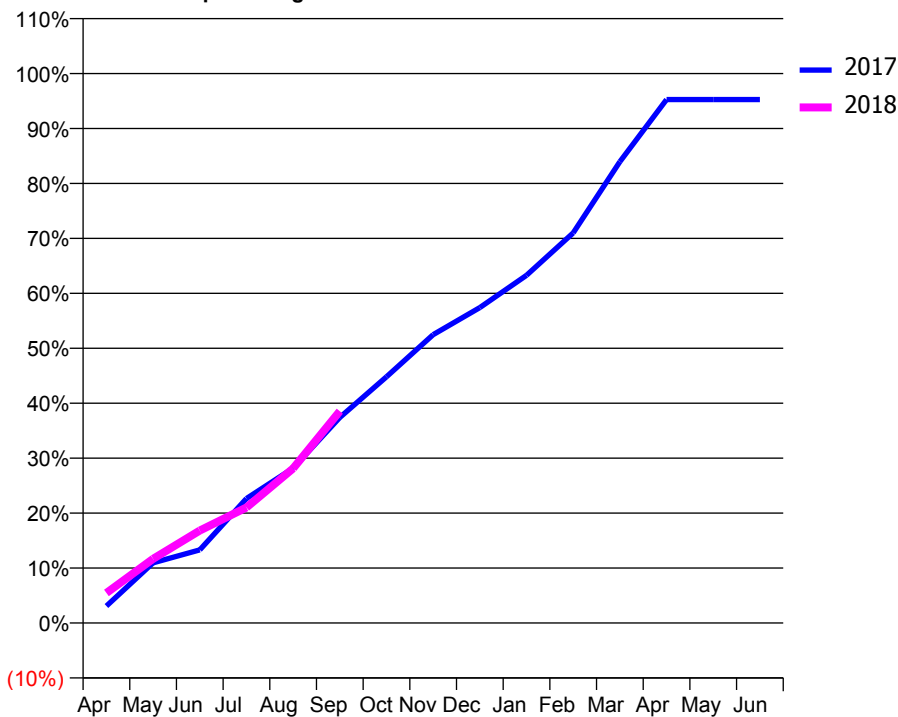
ACCESS*

Patients seen in 24 months	Total	Change since previous quarter
Quarter ending September 2016	251	
Quarter ending December 2016	256	→
Quarter ending March 2017	261	→
Quarter ending June 2017	257	↓
Quarter ending September 2017	263	↑
Variance since September 2016	4.8%	↑



ACTIVITY

Cumulative percentage of contracted UDA delivered 2017 & 2018



Adjusted Scheduled Activity (UDA)

Month	2017	2018
April	17	30
May	60	64
June	73	92
July	124	115
August	154	154
September	205	211
October	246	
November	288	
December	315	
January	347	
February	389	
March	460	
April	522	
May	522	
June	522	

QUALITY

	Quantity	Base Number	Contract	AT	Region	England
% of FP17s for the same patient ID Re-attending within 3 months - Children	2	131	1.5%	10.0%	11.4%	11.9%
% of FP17s for the same patient ID Re-attending within 3 months - Adults	2	53	3.8%	14.5%	15.7%	15.9%
% of FP17s for the same patient ID Re-attending between 3 & 9 months - Children	100	131	76.3%	59.6%	60.6%	58.1%
% of FP17s for the same patient ID Re-attending between 3 & 9 months - Adults	27	53	50.9%	51.0%	52.0%	50.6%
% of FP17s for Band 1 Urgent Courses	1	165	0.6%	10.3%	9.6%	9.1%
% of FP17s Relating to Free Repair or Replacements	0	165	0.0%	0.9%	0.7%	0.8%
% of FP17s Relating to Continuations	0	165	0.0%	1.1%	1.0%	1.1%
% of Patients satisfied with the dentistry they have received	1	1	N/A	91.9%	91.6%	91.4%
% of Patients satisfied with the time they had to wait for an appointment	0	1	N/A	86.7%	87.9%	87.7%

* This is based on patients treated on this contract for their most recent course of treatment. Figures in italics indicate the base number of FP17s or Patient Questionnaire responses are less than 100. N/A is shown where the base number of responses is less than 10 during the period. % is calculated as Quantity/Base number*100

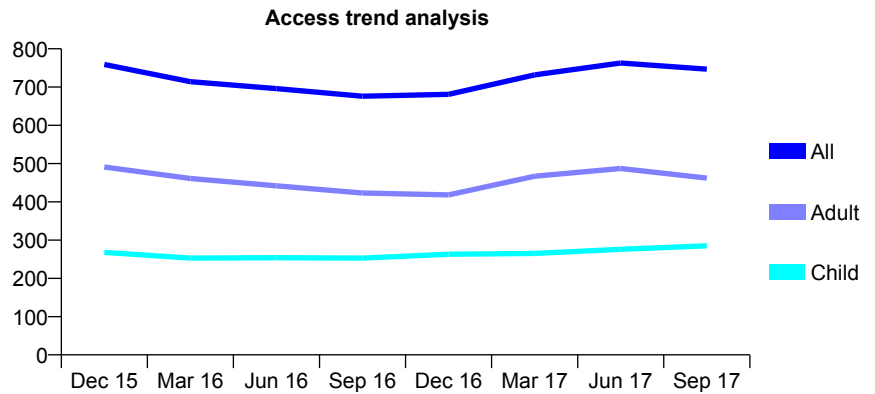
Q66 - Vital Signs At a Glance Contract Report for 680451/0001 - September 2017

Name or company name	MR CB MCCONNELL
Contract type name	GDS Contract
Purpose of contract	General
Contract start date	01/09/2007
Contract end date	

17/18 Contracted general activity (UDA)	3,134
Carry forward general activity (UDA)	105
17/18 Contracted orthodontic activity (UOA)	0
Carry forward orthodontic activity (UOA)	0
Baseline contract value	£70,747.67

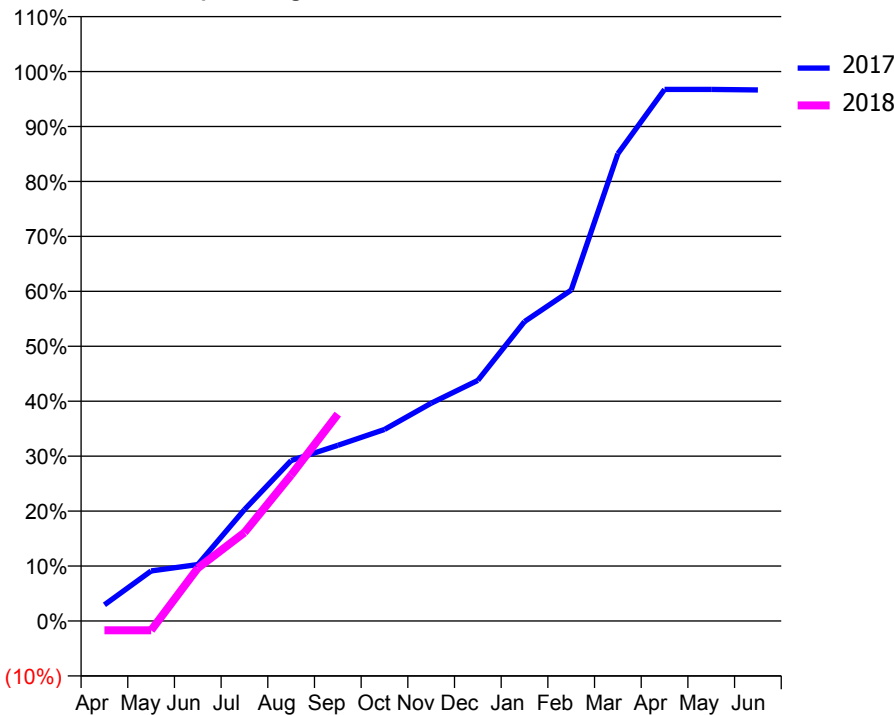
ACCESS*

Patients seen in 24 months	Total	Change since previous quarter
Quarter ending September 2016	676	
Quarter ending December 2016	681	→
Quarter ending March 2017	732	↑
Quarter ending June 2017	763	↑
Quarter ending September 2017	747	↓
Variance since September 2016	10.5%	↑



ACTIVITY

Cumulative percentage of contracted UDA delivered 2017 & 2018



Month	Adjusted Scheduled Activity (UDA)	
	2017	2018
April	92	-54
May	286	-54
June	322	302
July	636	504
August	915	832
September	1,002	1,180
October	1,093	
November	1,242	
December	1,372	
January	1,707	
February	1,887	
March	2,665	
April	3,032	
May	3,032	
June	3,029	

QUALITY

	Quantity	Base Number	Contract	AT	Region	England
% of FP17s for the same patient ID Re-attending within 3 months - Children	16	216	7.4%	10.0%	11.4%	11.9%
% of FP17s for the same patient ID Re-attending within 3 months - Adults	78	340	22.9%	14.5%	15.7%	15.9%
% of FP17s for the same patient ID Re-attending between 3 & 9 months - Children	112	216	51.9%	59.6%	60.6%	58.1%
% of FP17s for the same patient ID Re-attending between 3 & 9 months - Adults	145	340	42.6%	51.0%	52.0%	50.6%
% of FP17s for Band 1 Urgent Courses	45	473	9.5%	10.3%	9.6%	9.1%
% of FP17s Relating to Free Repair or Replacements	7	473	1.5%	0.9%	0.7%	0.8%
% of FP17s Relating to Continuations	6	473	1.3%	1.1%	1.0%	1.1%
% of Patients satisfied with the dentistry they have received	2	2	N/A	91.9%	91.6%	91.4%
% of Patients satisfied with the time they had to wait for an appointment	1	2	N/A	86.7%	87.9%	87.7%

* This is based on patients treated on this contract for their most recent course of treatment. Figures in italics indicate the base number of FP17s or Patient Questionnaire responses are less than 100. N/A is shown where the base number of responses is less than 10 during the period. % is calculated as Quantity/Base number*100

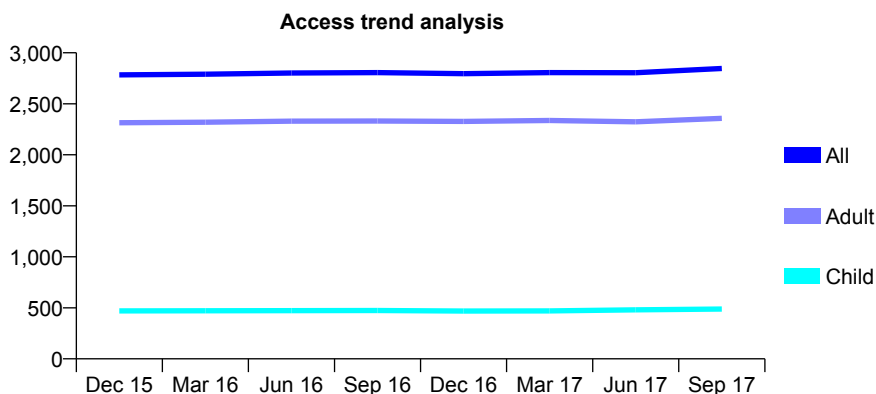
Q66 - Vital Signs At a Glance Contract Report for 686530/0001 - September 2017

Name or company name	MR GS ABDOLL
Contract type name	GDS Contract
Purpose of contract	General
Contract start date	01/04/2006
Contract end date	

17/18 Contracted general activity (UDA)	7,550
Carry forward general activity (UDA)	-49
17/18 Contracted orthodontic activity (UOA)	0
Carry forward orthodontic activity (UOA)	0
Baseline contract value	£218,170.20

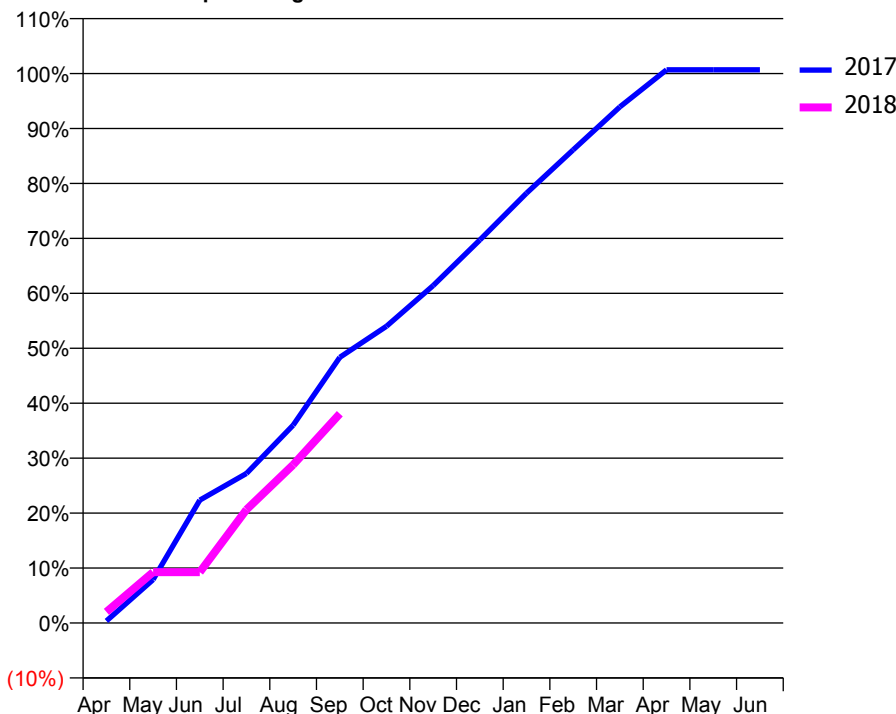
ACCESS*

Patients seen in 24 months	Total	Change since previous quarter
Quarter ending September 2016	2,806	
Quarter ending December 2016	2,795	→
Quarter ending March 2017	2,806	→
Quarter ending June 2017	2,805	→
Quarter ending September 2017	2,846	→
Variance since September 2016	1.4%	→



ACTIVITY

Cumulative percentage of contracted UDA delivered 2017 & 2018



Month	Adjusted Scheduled Activity (UDA)	
	2017	2018
April	28	153
May	584	699
June	1,654	699
July	2,015	1,559
August	2,664	2,174
September	3,579	2,875
October	3,997	
November	4,544	
December	5,159	
January	5,789	
February	6,372	
March	6,951	
April	7,449	
May	7,449	
June	7,449	

QUALITY

	Quantity	Base Number	Contract	AT	Region	England
% of FP17s for the same patient ID Re-attending within 3 months - Children	16	238	6.7%	10.0%	11.4%	11.9%
% of FP17s for the same patient ID Re-attending within 3 months - Adults	246	1,617	15.2%	14.5%	15.7%	15.9%
% of FP17s for the same patient ID Re-attending between 3 & 9 months - Children	30	238	12.6%	59.6%	60.6%	58.1%
% of FP17s for the same patient ID Re-attending between 3 & 9 months - Adults	831	1,617	51.4%	51.0%	52.0%	50.6%
% of FP17s for Band 1 Urgent Courses	146	1,565	9.3%	10.3%	9.6%	9.1%
% of FP17s Relating to Free Repair or Replacements	5	1,565	0.3%	0.9%	0.7%	0.8%
% of FP17s Relating to Continuations	8	1,565	0.5%	1.1%	1.0%	1.1%
% of Patients satisfied with the dentistry they have received	6	7	N/A	91.9%	91.6%	91.4%
% of Patients satisfied with the time they had to wait for an appointment	6	7	N/A	86.7%	87.9%	87.7%

* This is based on patients treated on this contract for their most recent course of treatment. Figures in italics indicate the base number of FP17s or Patient Questionnaire responses are less than 100. N/A is shown where the base number of responses is less than 10 during the period. % is calculated as Quantity/Base number*100

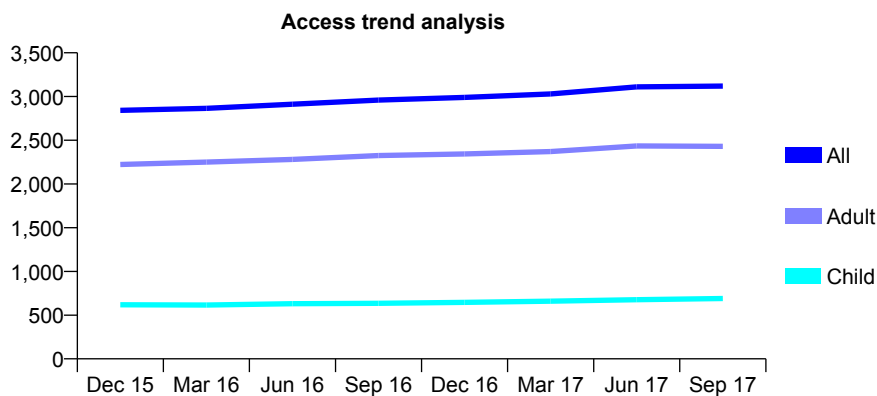
Q66 - Vital Signs At a Glance Contract Report for 686530/0002 - September 2017

Name or company name	MR GS ABDOLL
Contract type name	GDS Contract
Purpose of contract	General
Contract start date	01/04/2009
Contract end date	

17/18 Contracted general activity (UDA)	7,280
Carry forward general activity (UDA)	12
17/18 Contracted orthodontic activity (UOA)	0
Carry forward orthodontic activity (UOA)	0
Baseline contract value	£197,833.04

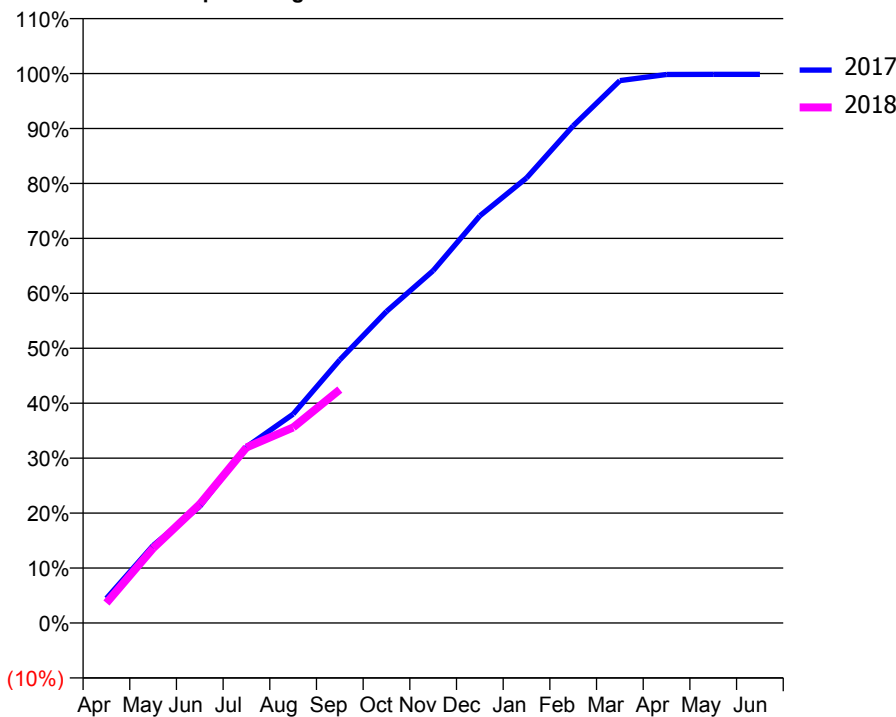
ACCESS*

Patients seen in 24 months	Total	Change since previous quarter
Quarter ending September 2016	2,960	
Quarter ending December 2016	2,990	→
Quarter ending March 2017	3,030	→
Quarter ending June 2017	3,111	↑
Quarter ending September 2017	3,120	→
Variance since September 2016	5.4%	↑



ACTIVITY

Cumulative percentage of contracted UDA delivered 2017 & 2018



Month	Adjusted Scheduled Activity (UDA)	
	2017	2018
April	326	266
May	1,027	990
June	1,546	1,574
July	2,333	2,326
August	2,768	2,590
September	3,486	3,093
October	4,128	
November	4,668	
December	5,395	
January	5,896	
February	6,587	
March	7,186	
April	7,267	
May	7,268	
June	7,268	

QUALITY

	Quantity	Base Number	Contract	AT	Region	England
% of FP17s for the same patient ID Re-attending within 3 months - Children	26	520	5.0%	10.0%	11.4%	11.9%
% of FP17s for the same patient ID Re-attending within 3 months - Adults	208	1,355	15.4%	14.5%	15.7%	15.9%
% of FP17s for the same patient ID Re-attending between 3 & 9 months - Children	354	520	68.1%	59.6%	60.6%	58.1%
% of FP17s for the same patient ID Re-attending between 3 & 9 months - Adults	505	1,355	37.3%	51.0%	52.0%	50.6%
% of FP17s for Band 1 Urgent Courses	159	1,822	8.7%	10.3%	9.6%	9.1%
% of FP17s Relating to Free Repair or Replacements	7	1,822	0.4%	0.9%	0.7%	0.8%
% of FP17s Relating to Continuations	21	1,822	1.2%	1.1%	1.0%	1.1%
% of Patients satisfied with the dentistry they have received	8	8	N/A	91.9%	91.6%	91.4%
% of Patients satisfied with the time they had to wait for an appointment	8	8	N/A	86.7%	87.9%	87.7%

* This is based on patients treated on this contract for their most recent course of treatment. Figures in italics indicate the base number of FP17s or Patient Questionnaire responses are less than 100. N/A is shown where the base number of responses is less than 10 during the period. % is calculated as Quantity/Base number*100

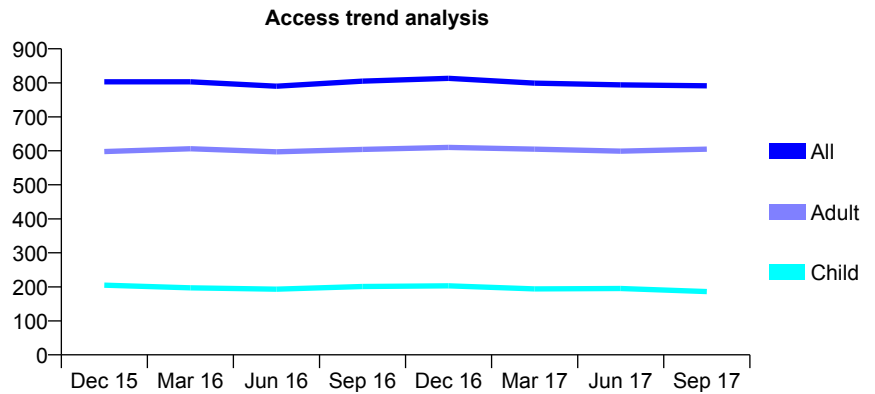
Q66 - Vital Signs At a Glance Contract Report for 688401/0001 - September 2017

Name or company name	MR C SILCOX
Contract type name	GDS Contract
Purpose of contract	General
Contract start date	01/04/2006
Contract end date	

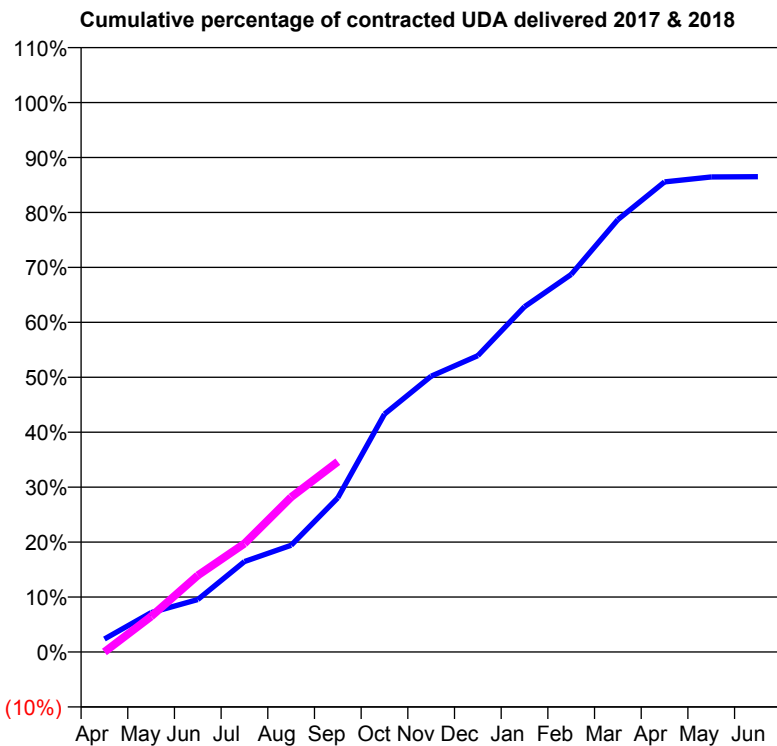
17/18 Contracted general activity (UDA)	2,500
Carry forward general activity (UDA)	0
17/18 Contracted orthodontic activity (UOA)	0
Carry forward orthodontic activity (UOA)	0
Baseline contract value	£58,169.98

ACCESS*

Patients seen in 24 months	Total	Change since previous quarter
Quarter ending September 2016	805	
Quarter ending December 2016	813	→
Quarter ending March 2017	799	↓
Quarter ending June 2017	794	→
Quarter ending September 2017	791	→
Variance since September 2016	(1.7%)	↓



ACTIVITY



Month	Adjusted Scheduled Activity (UDA)	
	2017	2018
April	59	0
May	179	162
June	239	349
July	412	493
August	486	705
September	702	866
October	1,082	
November	1,255	
December	1,348	
January	1,571	
February	1,718	
March	1,967	
April	2,139	
May	2,161	
June	2,162	

QUALITY

	Quantity	Base Number	Contract	AT	Region	England
% of FP17s for the same patient ID Re-attending within 3 months - Children	18	164	11.0%	10.0%	11.4%	11.9%
% of FP17s for the same patient ID Re-attending within 3 months - Adults	74	515	14.4%	14.5%	15.7%	15.9%
% of FP17s for the same patient ID Re-attending between 3 & 9 months - Children	104	164	63.4%	59.6%	60.6%	58.1%
% of FP17s for the same patient ID Re-attending between 3 & 9 months - Adults	322	515	62.5%	51.0%	52.0%	50.6%
% of FP17s for Band 1 Urgent Courses	25	561	4.5%	10.3%	9.6%	9.1%
% of FP17s Relating to Free Repair or Replacements	3	561	0.5%	0.9%	0.7%	0.8%
% of FP17s Relating to Continuations	2	561	0.4%	1.1%	1.0%	1.1%
% of Patients satisfied with the dentistry they have received	6	6	N/A	91.9%	91.6%	91.4%
% of Patients satisfied with the time they had to wait for an appointment	6	6	N/A	86.7%	87.9%	87.7%

* This is based on patients treated on this contract for their most recent course of treatment. Figures in italics indicate the base number of FP17s or Patient Questionnaire responses are less than 100. N/A is shown where the base number of responses is less than 10 during the period. % is calculated as Quantity/Base number*100

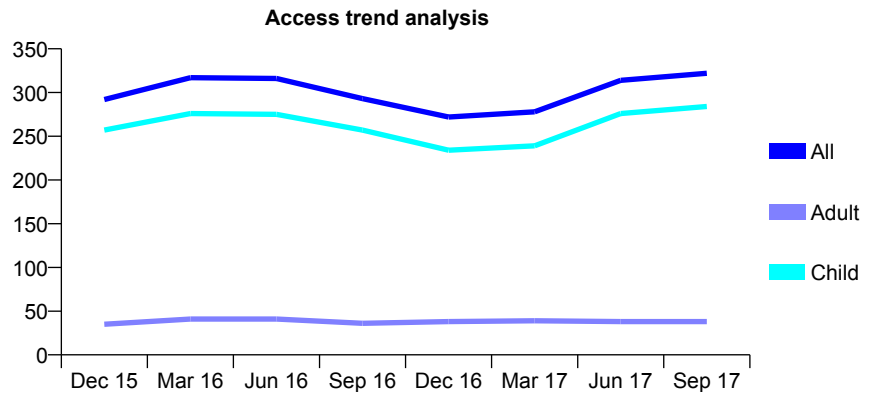
Q66 - Vital Signs At a Glance Contract Report for 689637/0002 - September 2017

Name or company name	Morwenna Dental
Contract type name	GDS Contract
Purpose of contract	General
Contract start date	01/01/2008
Contract end date	

17/18 Contracted general activity (UDA)	1,000
Carry forward general activity (UDA)	0
17/18 Contracted orthodontic activity (UOA)	0
Carry forward orthodontic activity (UOA)	0
Baseline contract value	£20,277.19

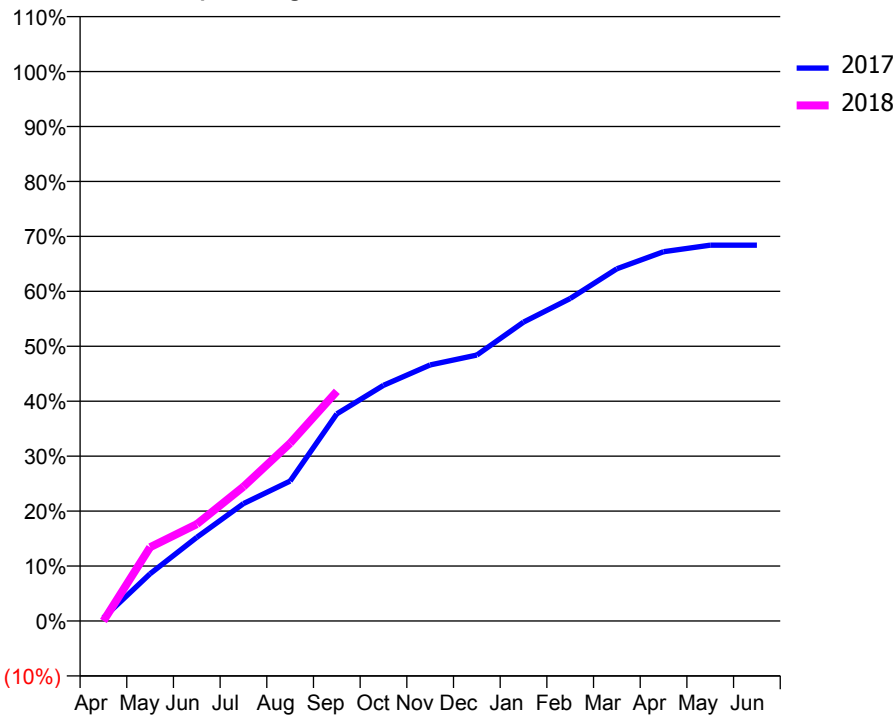
ACCESS*

Patients seen in 24 months	Total	Change since previous quarter
Quarter ending September 2016	293	
Quarter ending December 2016	272	↓
Quarter ending March 2017	278	↑
Quarter ending June 2017	314	↑
Quarter ending September 2017	322	↑
Variance since September 2016	9.9%	↑



ACTIVITY

Cumulative percentage of contracted UDA delivered 2017 & 2018



Month	Adjusted Scheduled Activity (UDA)	
	2017	2018
April	6	0
May	86	134
June	152	176
July	214	244
August	255	324
September	377	418
October	429	
November	466	
December	484	
January	544	
February	587	
March	641	
April	672	
May	684	
June	684	

QUALITY

	Quantity	Base Number	Contract	AT	Region	England
% of FP17s for the same patient ID Re-attending within 3 months - Children	11	256	4.3%	10.0%	11.4%	11.9%
% of FP17s for the same patient ID Re-attending within 3 months - Adults	1	14	7.1%	14.5%	15.7%	15.9%
% of FP17s for the same patient ID Re-attending between 3 & 9 months - Children	139	256	54.3%	59.6%	60.6%	58.1%
% of FP17s for the same patient ID Re-attending between 3 & 9 months - Adults	6	14	42.9%	51.0%	52.0%	50.6%
% of FP17s for Band 1 Urgent Courses	5	247	2.0%	10.3%	9.6%	9.1%
% of FP17s Relating to Free Repair or Replacements	0	247	0.0%	0.9%	0.7%	0.8%
% of FP17s Relating to Continuations	4	247	1.6%	1.1%	1.0%	1.1%
% of Patients satisfied with the dentistry they have received	0	0	N/A	91.9%	91.6%	91.4%
% of Patients satisfied with the time they had to wait for an appointment	0	0	N/A	86.7%	87.9%	87.7%

* This is based on patients treated on this contract for their most recent course of treatment. Figures in italics indicate the base number of FP17s or Patient Questionnaire responses are less than 100. N/A is shown where the base number of responses is less than 10 during the period. % is calculated as Quantity/Base number*100

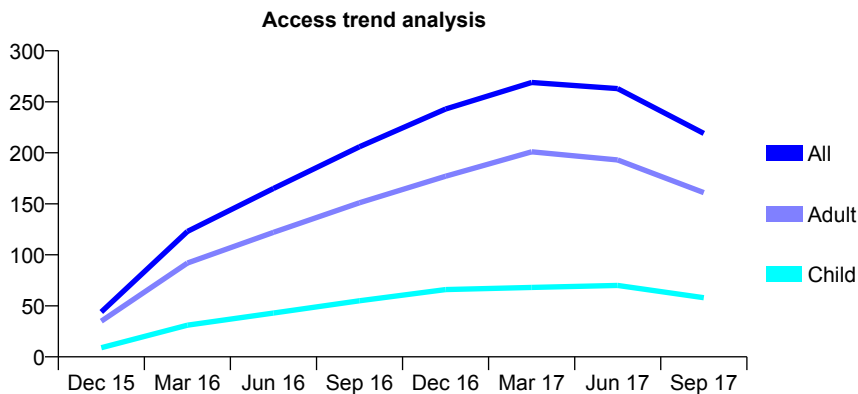
Q66 - Vital Signs At a Glance Contract Report for 712671/0001 - September 2017

Name or company name	MR G NAGY
Contract type name	GDS Contract
Purpose of contract	General
Contract start date	01/11/2015
Contract end date	26/06/2017

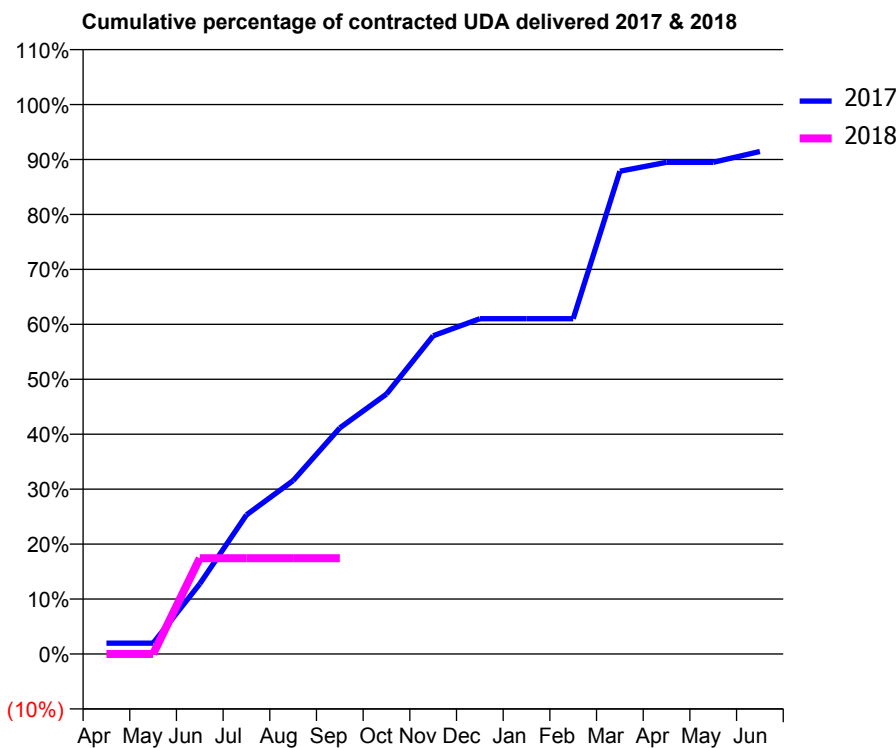
17/18 Contracted general activity (UDA)	219
Carry forward general activity (UDA)	0
17/18 Contracted orthodontic activity (UOA)	0
Carry forward orthodontic activity (UOA)	0
Baseline contract value	£9,400.37

ACCESS*

Patients seen in 24 months	Total	Change since previous quarter
Quarter ending September 2016	206	
Quarter ending December 2016	243	↑
Quarter ending March 2017	269	↑
Quarter ending June 2017	263	↓
Quarter ending September 2017	219	↓
Variance since September 2016	6.3%	↑



ACTIVITY



Adjusted Scheduled Activity (UDA)		
Month	2017	2018
April	18	0
May	18	0
June	117	38
July	232	38
August	289	38
September	376	38
October	433	
November	530	
December	558	
January	558	
February	558	
March	804	
April	819	
May	819	
June	837	

QUALITY

	Quantity	Base Number	Contract	AT	Region	England
% of FP17s for the same patient ID Re-attending within 3 months - Children	0	14	0.0%	10.0%	11.4%	11.9%
% of FP17s for the same patient ID Re-attending within 3 months - Adults	1	24	4.2%	14.5%	15.7%	15.9%
% of FP17s for the same patient ID Re-attending between 3 & 9 months - Children	6	14	42.9%	59.6%	60.6%	58.1%
% of FP17s for the same patient ID Re-attending between 3 & 9 months - Adults	13	24	54.2%	51.0%	52.0%	50.6%
% of FP17s for Band 1 Urgent Courses	1	26	3.8%	10.3%	9.6%	9.1%
% of FP17s Relating to Free Repair or Replacements	0	26	0.0%	0.9%	0.7%	0.8%
% of FP17s Relating to Continuations	0	26	0.0%	1.1%	1.0%	1.1%
% of Patients satisfied with the dentistry they have received	3	5	N/A	91.9%	91.6%	91.4%
% of Patients satisfied with the time they had to wait for an appointment	4	5	N/A	86.7%	87.9%	87.7%

* This is based on patients treated on this contract for their most recent course of treatment. Figures in italics indicate the base number of FP17s or Patient Questionnaire responses are less than 100. N/A is shown where the base number of responses is less than 10 during the period. % is calculated as Quantity/Base number*100

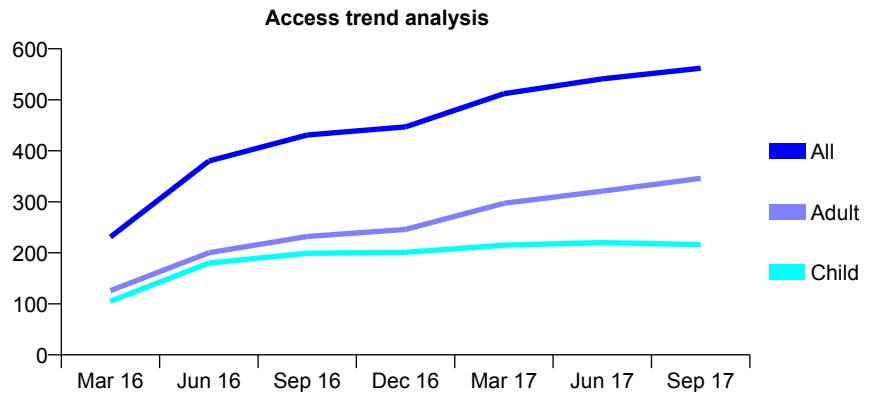
Q66 - Vital Signs At a Glance Contract Report for 723274/0002 - September 2017

Name or company name	Roseland Dental Healthcare
Contract type name	GDS Contract
Purpose of contract	General
Contract start date	01/12/2015
Contract end date	

17/18 Contracted general activity (UDA)	1,560
Carry forward general activity (UDA)	-22
17/18 Contracted orthodontic activity (UOA)	0
Carry forward orthodontic activity (UOA)	0
Baseline contract value	£42,080.78

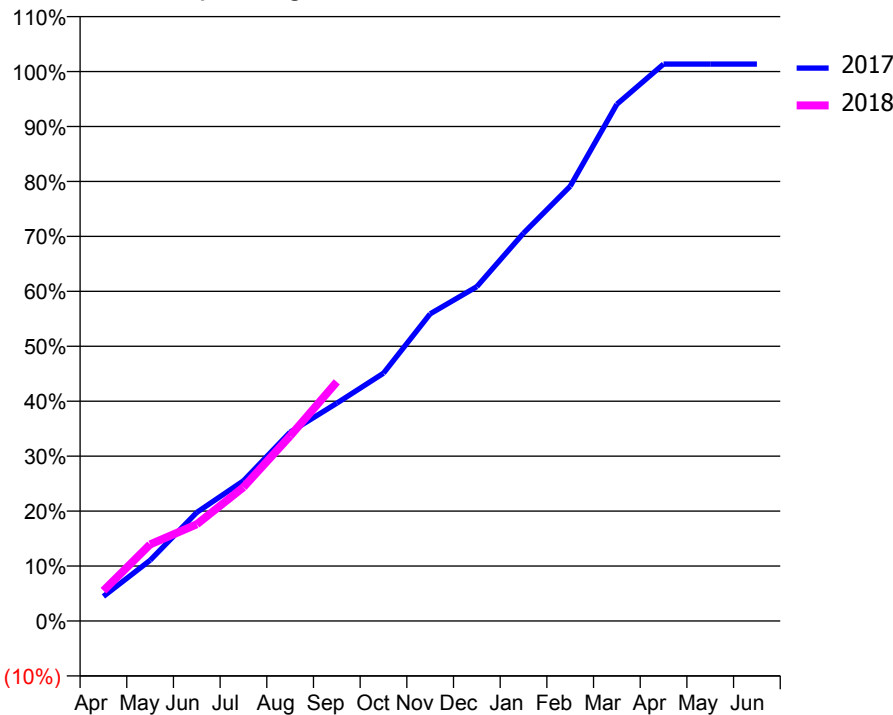
ACCESS*

Patients seen in 24 months	Total	Change since previous quarter
Quarter ending September 2016	431	
Quarter ending December 2016	447	↑
Quarter ending March 2017	512	↑
Quarter ending June 2017	541	↑
Quarter ending September 2017	562	↑
Variance since September 2016	30.4%	↑



ACTIVITY

Cumulative percentage of contracted UDA delivered 2017 & 2018



Month	Adjusted Scheduled Activity (UDA)	
	2017	2018
April	70	86
May	172	217
June	308	275
July	398	380
August	536	525
September	618	679
October	704	
November	872	
December	949	
January	1,101	
February	1,234	
March	1,467	
April	1,581	
May	1,581	
June	1,581	

QUALITY

	Quantity	Base Number	Contract	AT	Region	England
% of FP17s for the same patient ID Re-attending within 3 months - Children	14	197	7.1%	10.0%	11.4%	11.9%
% of FP17s for the same patient ID Re-attending within 3 months - Adults	14	206	6.8%	14.5%	15.7%	15.9%
% of FP17s for the same patient ID Re-attending between 3 & 9 months - Children	152	197	77.2%	59.6%	60.6%	58.1%
% of FP17s for the same patient ID Re-attending between 3 & 9 months - Adults	131	206	63.6%	51.0%	52.0%	50.6%
% of FP17s for Band 1 Urgent Courses	9	357	2.5%	10.3%	9.6%	9.1%
% of FP17s Relating to Free Repair or Replacements	0	357	0.0%	0.9%	0.7%	0.8%
% of FP17s Relating to Continuations	0	357	0.0%	1.1%	1.0%	1.1%
% of Patients satisfied with the dentistry they have received	1	1	N/A	91.9%	91.6%	91.4%
% of Patients satisfied with the time they had to wait for an appointment	1	1	N/A	86.7%	87.9%	87.7%

* This is based on patients treated on this contract for their most recent course of treatment. Figures in italics indicate the base number of FP17s or Patient Questionnaire responses are less than 100. N/A is shown where the base number of responses is less than 10 during the period. % is calculated as Quantity/Base number*100

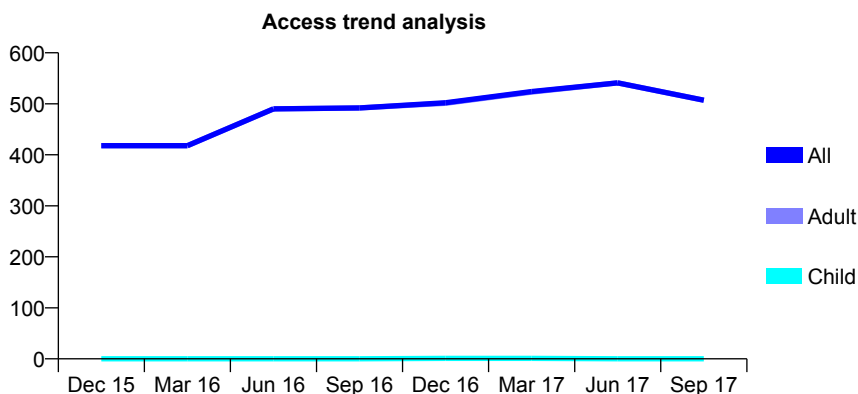
Q66 - Vital Signs At a Glance Contract Report for 723894/0001 - September 2017

Name or company name	MR DG LAMOND
Contract type name	PDS Contract
Purpose of contract	General
Contract start date	01/04/2006
Contract end date	31/03/2019

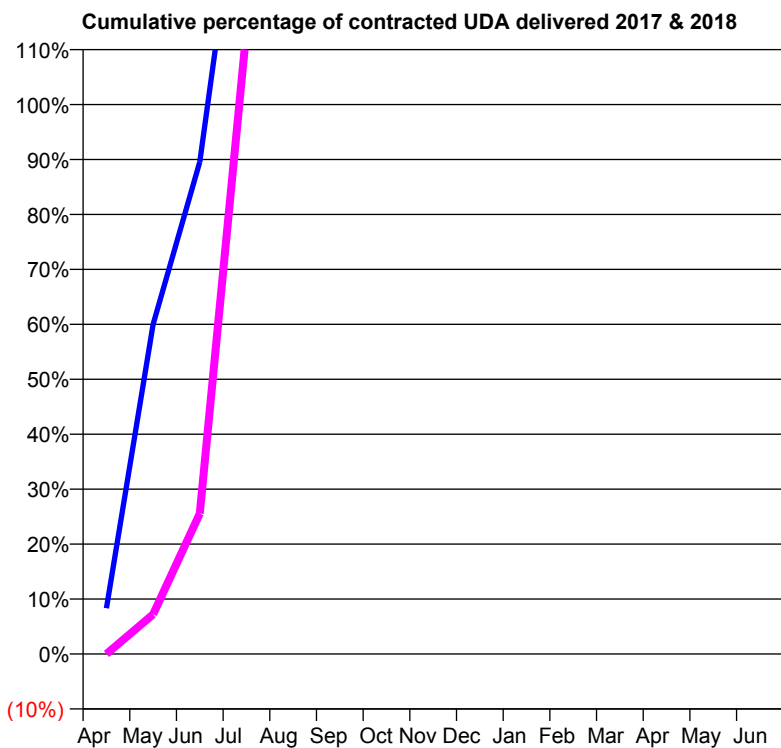
17/18 Contracted general activity (UDA)	180
Carry forward general activity (UDA)	0
17/18 Contracted orthodontic activity (UOA)	0
Carry forward orthodontic activity (UOA)	0
Baseline contract value	£127,724.53

ACCESS*

Patients seen in 24 months	Total	Change since previous quarter
Quarter ending September 2016	492	
Quarter ending December 2016	502	↑
Quarter ending March 2017	524	↑
Quarter ending June 2017	541	↑
Quarter ending September 2017	507	↓
Variance since September 2016	3.0%	↑



ACTIVITY



Month	Adjusted Scheduled Activity (UDA)	
	2017	2018
April	15	0
May	108	13
June	161	46
July	272	204
August	344	215
September	369	215
October	454	
November	490	
December	680	
January	844	
February	940	
March	1,113	
April	1,127	
May	1,204	
June	1,208	

QUALITY

	Quantity	Base Number	Contract	AT	Region	England
% of FP17s for the same patient ID Re-attending within 3 months - Children	0	0	N/A	10.0%	11.4%	11.9%
% of FP17s for the same patient ID Re-attending within 3 months - Adults	13	139	9.4%	14.5%	15.7%	15.9%
% of FP17s for the same patient ID Re-attending between 3 & 9 months - Children	0	0	N/A	59.6%	60.6%	58.1%
% of FP17s for the same patient ID Re-attending between 3 & 9 months - Adults	23	139	16.5%	51.0%	52.0%	50.6%
% of FP17s for Band 1 Urgent Courses	0	83	0.0%	10.3%	9.6%	9.1%
% of FP17s Relating to Free Repair or Replacements	0	83	0.0%	0.9%	0.7%	0.8%
% of FP17s Relating to Continuations	1	83	1.2%	1.1%	1.0%	1.1%
% of Patients satisfied with the dentistry they have received	1	2	N/A	91.9%	91.6%	91.4%
% of Patients satisfied with the time they had to wait for an appointment	1	2	N/A	86.7%	87.9%	87.7%

* This is based on patients treated on this contract for their most recent course of treatment. Figures in italics indicate the base number of FP17s or Patient Questionnaire responses are less than 100. N/A is shown where the base number of responses is less than 10 during the period. % is calculated as Quantity/Base number*100

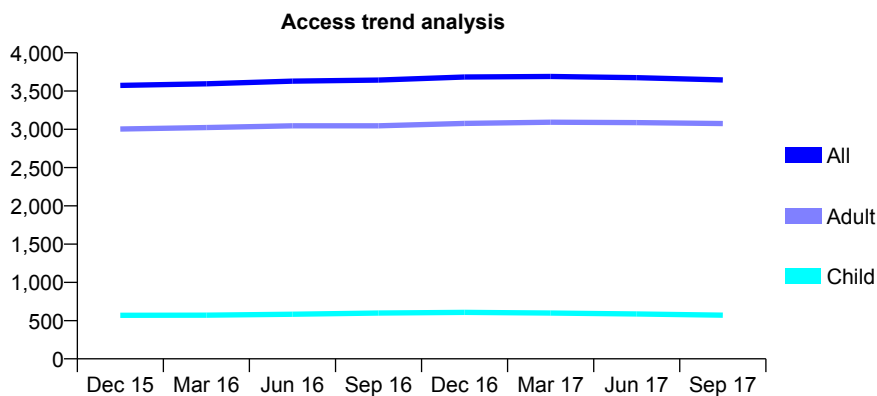
Q66 - Vital Signs At a Glance Contract Report for 725978/0001 - September 2017

Name or company name	MR PJ LE RUEZ
Contract type name	GDS Contract
Purpose of contract	General
Contract start date	01/04/2006
Contract end date	

17/18 Contracted general activity (UDA)	10,100
Carry forward general activity (UDA)	-202
17/18 Contracted orthodontic activity (UOA)	0
Carry forward orthodontic activity (UOA)	0
Baseline contract value	£269,643.63

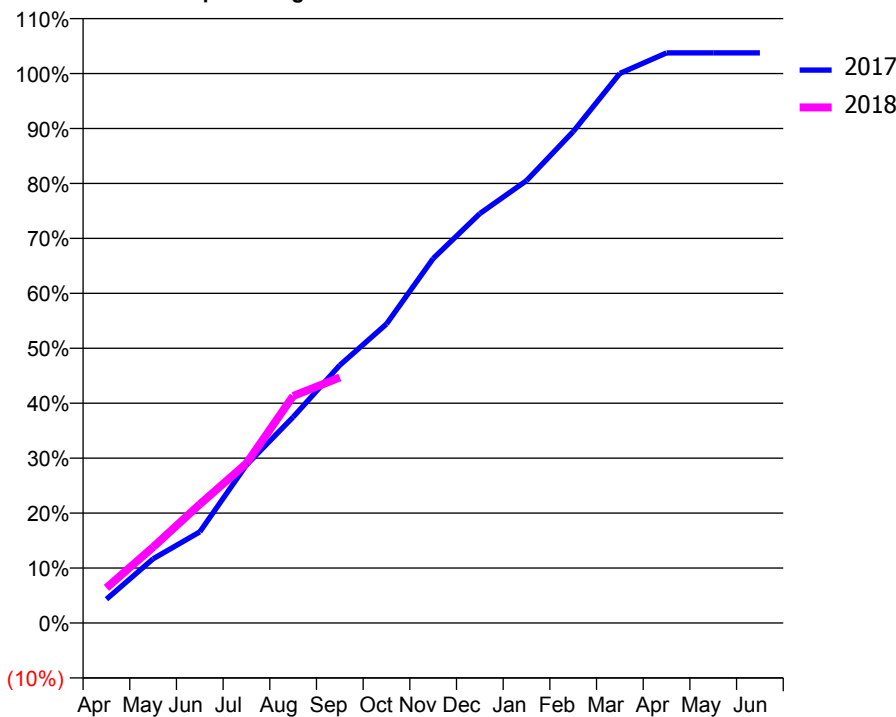
ACCESS*

Patients seen in 24 months	Total	Change since previous quarter
Quarter ending September 2016	3,643	
Quarter ending December 2016	3,684	→
Quarter ending March 2017	3,690	→
Quarter ending June 2017	3,675	→
Quarter ending September 2017	3,645	→
Variance since September 2016	0.1%	→



ACTIVITY

Cumulative percentage of contracted UDA delivered 2017 & 2018



Month	Adjusted Scheduled Activity (UDA)	
	2017	2018
April	438	646
May	1,180	1,395
June	1,676	2,182
July	2,905	2,934
August	3,785	4,172
September	4,740	4,513
October	5,495	
November	6,699	
December	7,525	
January	8,131	
February	9,033	
March	10,101	
April	10,479	
May	10,479	
June	10,479	

QUALITY

	Quantity	Base Number	Contract	AT	Region	England
% of FP17s for the same patient ID Re-attending within 3 months - Children	24	395	6.1%	10.0%	11.4%	11.9%
% of FP17s for the same patient ID Re-attending within 3 months - Adults	250	2,160	11.6%	14.5%	15.7%	15.9%
% of FP17s for the same patient ID Re-attending between 3 & 9 months - Children	265	395	67.1%	59.6%	60.6%	58.1%
% of FP17s for the same patient ID Re-attending between 3 & 9 months - Adults	1,372	2,160	63.5%	51.0%	52.0%	50.6%
% of FP17s for Band 1 Urgent Courses	164	2,358	7.0%	10.3%	9.6%	9.1%
% of FP17s Relating to Free Repair or Replacements	31	2,358	1.3%	0.9%	0.7%	0.8%
% of FP17s Relating to Continuations	31	2,358	1.3%	1.1%	1.0%	1.1%
% of Patients satisfied with the dentistry they have received	11	11	100.0%	91.9%	91.6%	91.4%
% of Patients satisfied with the time they had to wait for an appointment	11	11	100.0%	86.7%	87.9%	87.7%

* This is based on patients treated on this contract for their most recent course of treatment. Figures in italics indicate the base number of FP17s or Patient Questionnaire responses are less than 100. N/A is shown where the base number of responses is less than 10 during the period. % is calculated as Quantity/Base number*100

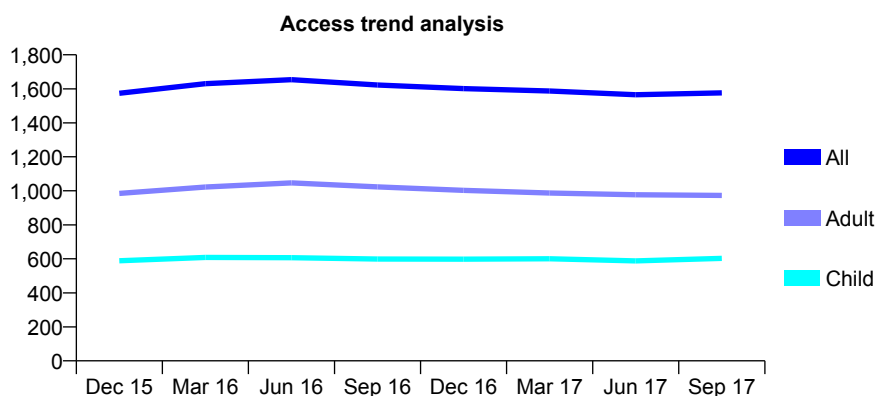
Q66 - Vital Signs At a Glance Contract Report for 736988/0002 - September 2017

Name or company name	MR GR COCKROFT
Contract type name	GDS Contract
Purpose of contract	General
Contract start date	01/04/2006
Contract end date	

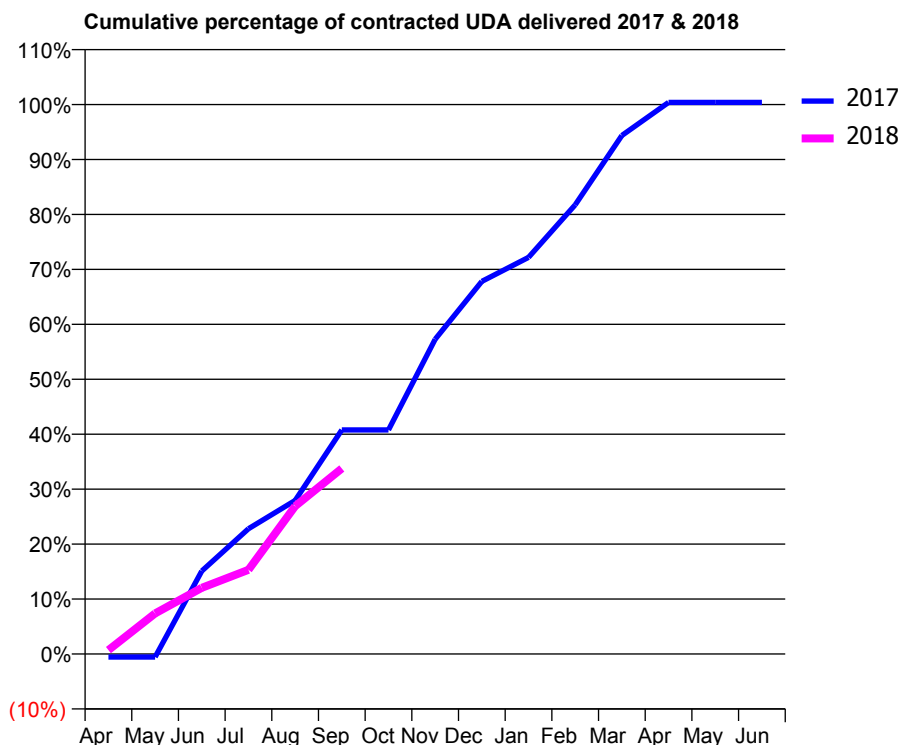
17/18 Contracted general activity (UDA)	4,338
Carry forward general activity (UDA)	-14
17/18 Contracted orthodontic activity (UOA)	0
Carry forward orthodontic activity (UOA)	0
Baseline contract value	£108,718.63

ACCESS*

Patients seen in 24 months	Total	Change since previous quarter
Quarter ending September 2016	1,622	
Quarter ending December 2016	1,601	↓
Quarter ending March 2017	1,587	→
Quarter ending June 2017	1,565	↓
Quarter ending September 2017	1,576	→
Variance since September 2016	(2.8%)	↓



ACTIVITY



Month	Adjusted Scheduled Activity (UDA)	
	2017	2018
April	-22	31
May	-22	320
June	580	522
July	875	664
August	1,073	1,167
September	1,565	1,465
October	1,565	
November	2,199	
December	2,603	
January	2,770	
February	3,137	
March	3,622	
April	3,852	
May	3,852	
June	3,852	

QUALITY

	Quantity	Base Number	Contract	AT	Region	England
% of FP17s for the same patient ID Re-attending within 3 months - Children	17	421	4.0%	10.0%	11.4%	11.9%
% of FP17s for the same patient ID Re-attending within 3 months - Adults	37	539	6.9%	14.5%	15.7%	15.9%
% of FP17s for the same patient ID Re-attending between 3 & 9 months - Children	286	421	67.9%	59.6%	60.6%	58.1%
% of FP17s for the same patient ID Re-attending between 3 & 9 months - Adults	353	539	65.5%	51.0%	52.0%	50.6%
% of FP17s for Band 1 Urgent Courses	4	850	0.5%	10.3%	9.6%	9.1%
% of FP17s Relating to Free Repair or Replacements	1	850	0.1%	0.9%	0.7%	0.8%
% of FP17s Relating to Continuations	0	850	0.0%	1.1%	1.0%	1.1%
% of Patients satisfied with the dentistry they have received	4	4	N/A	91.9%	91.6%	91.4%
% of Patients satisfied with the time they had to wait for an appointment	3	4	N/A	86.7%	87.9%	87.7%

* This is based on patients treated on this contract for their most recent course of treatment. Figures in italics indicate the base number of FP17s or Patient Questionnaire responses are less than 100. N/A is shown where the base number of responses is less than 10 during the period. % is calculated as Quantity/Base number*100

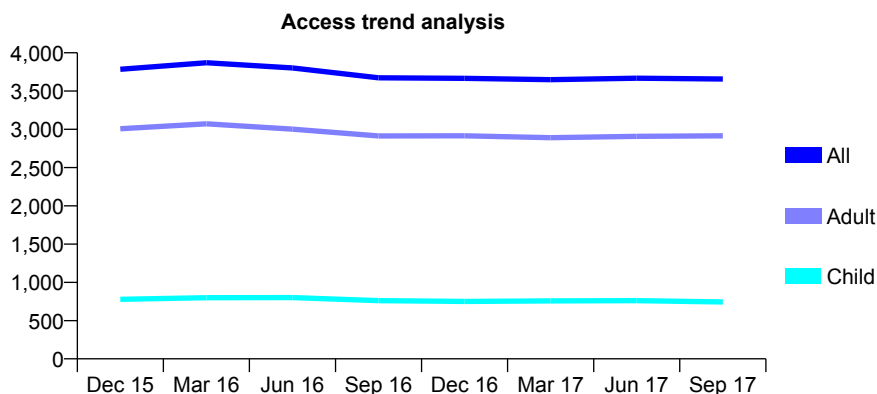
Q66 - Vital Signs At a Glance Contract Report for 738352/0006 - September 2017

Name or company name	MR TR JOHNSON
Contract type name	GDS Contract
Purpose of contract	General
Contract start date	01/08/2008
Contract end date	

17/18 Contracted general activity (UDA)	10,591
Carry forward general activity (UDA)	0
17/18 Contracted orthodontic activity (UOA)	0
Carry forward orthodontic activity (UOA)	0
Baseline contract value	£230,535.19

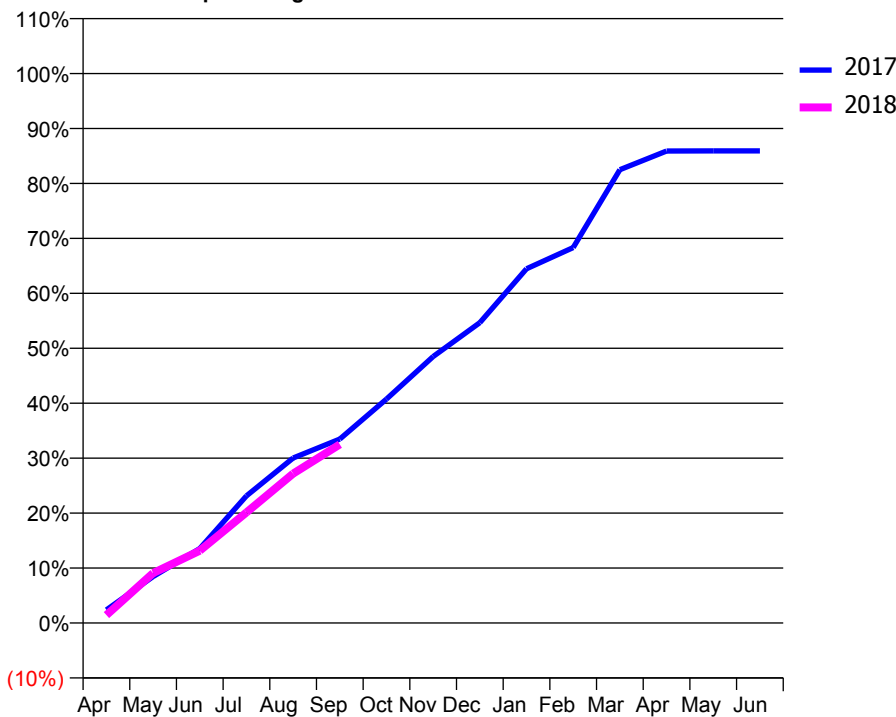
ACCESS*

Patients seen in 24 months	Total	Change since previous quarter
Quarter ending September 2016	3,674	
Quarter ending December 2016	3,666	→
Quarter ending March 2017	3,648	→
Quarter ending June 2017	3,668	→
Quarter ending September 2017	3,658	→
Variance since September 2016	(0.4%)	→



ACTIVITY

Cumulative percentage of contracted UDA delivered 2017 & 2018



Adjusted Scheduled Activity (UDA)

Month	2017	2018
April	253	154
May	895	964
June	1,434	1,395
July	2,450	2,133
August	3,182	2,879
September	3,547	3,444
October	4,316	
November	5,137	
December	5,790	
January	6,827	
February	7,236	
March	8,736	
April	9,096	
May	9,098	
June	9,098	

QUALITY

	Quantity	Base Number	Contract	AT	Region	England
% of FP17s for the same patient ID Re-attending within 3 months - Children	26	571	4.6%	10.0%	11.4%	11.9%
% of FP17s for the same patient ID Re-attending within 3 months - Adults	371	2,225	16.7%	14.5%	15.7%	15.9%
% of FP17s for the same patient ID Re-attending between 3 & 9 months - Children	405	571	70.9%	59.6%	60.6%	58.1%
% of FP17s for the same patient ID Re-attending between 3 & 9 months - Adults	1,439	2,225	64.7%	51.0%	52.0%	50.6%
% of FP17s for Band 1 Urgent Courses	174	1,904	9.1%	10.3%	9.6%	9.1%
% of FP17s Relating to Free Repair or Replacements	0	1,904	0.0%	0.9%	0.7%	0.8%
% of FP17s Relating to Continuations	27	1,904	1.4%	1.1%	1.0%	1.1%
% of Patients satisfied with the dentistry they have received	12	13	92.3%	91.9%	91.6%	91.4%
% of Patients satisfied with the time they had to wait for an appointment	11	13	84.6%	86.7%	87.9%	87.7%

* This is based on patients treated on this contract for their most recent course of treatment. Figures in italics indicate the base number of FP17s or Patient Questionnaire responses are less than 100. N/A is shown where the base number of responses is less than 10 during the period. % is calculated as Quantity/Base number*100

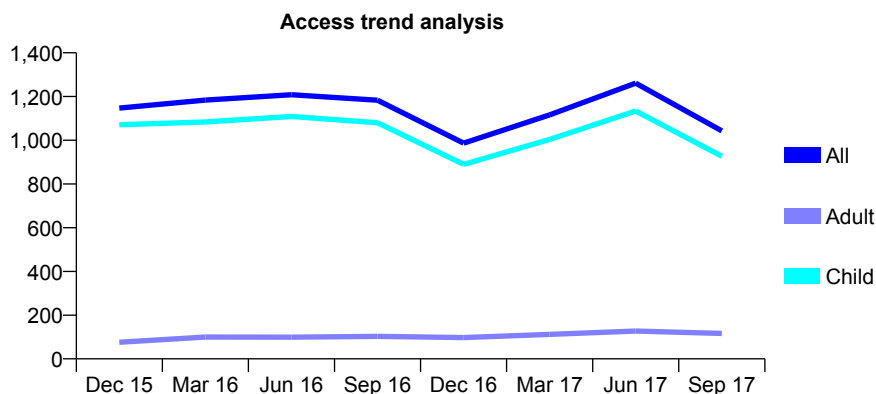
Q66 - Vital Signs At a Glance Contract Report for 738352/0007 - September 2017

Name or company name	MR TR JOHNSON
Contract type name	GDS Contract
Purpose of contract	General
Contract start date	01/05/2014
Contract end date	

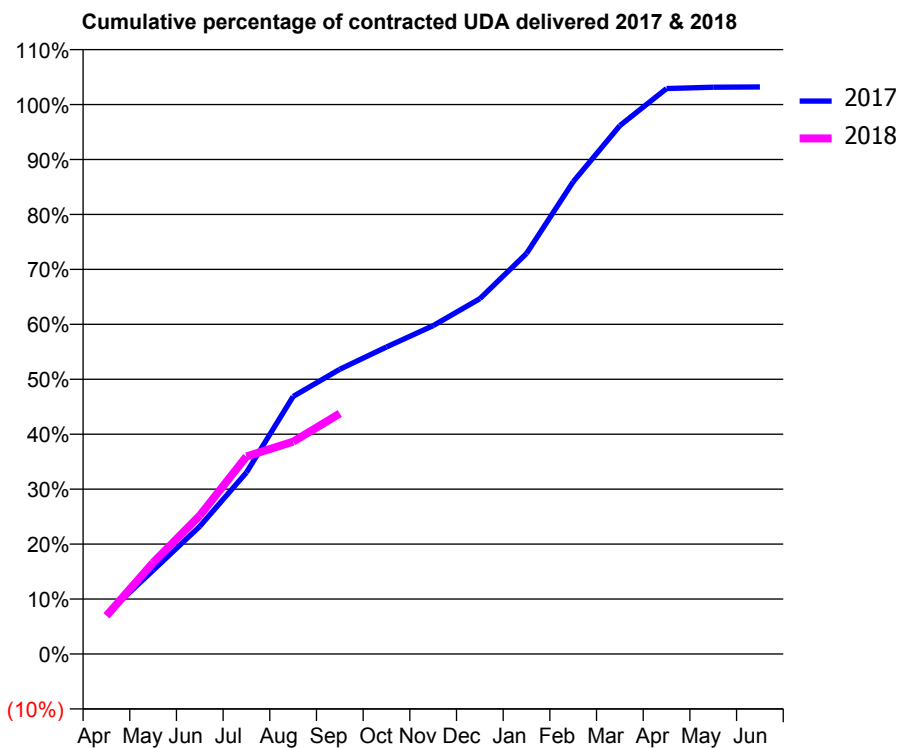
17/18 Contracted general activity (UDA)	2,477
Carry forward general activity (UDA)	-50
17/18 Contracted orthodontic activity (UOA)	0
Carry forward orthodontic activity (UOA)	0
Baseline contract value	£53,784.62

ACCESS*

Patients seen in 24 months	Total	Change since previous quarter
Quarter ending September 2016	1,183	
Quarter ending December 2016	987	↓
Quarter ending March 2017	1,116	↑
Quarter ending June 2017	1,261	↑
Quarter ending September 2017	1,043	↓
Variance since September 2016	(11.8%)	↓



ACTIVITY



Month	Adjusted Scheduled Activity (UDA)	
	2017	2018
April	180	172
May	377	412
June	576	624
July	818	890
August	1,161	957
September	1,284	1,084
October	1,384	
November	1,480	
December	1,601	
January	1,805	
February	2,129	
March	2,382	
April	2,549	
May	2,555	
June	2,556	

QUALITY

	Quantity	Base Number	Contract	AT	Region	England
% of FP17s for the same patient ID Re-attending within 3 months - Children	62	858	7.2%	10.0%	11.4%	11.9%
% of FP17s for the same patient ID Re-attending within 3 months - Adults	1	15	6.7%	14.5%	15.7%	15.9%
% of FP17s for the same patient ID Re-attending between 3 & 9 months - Children	425	858	49.5%	59.6%	60.6%	58.1%
% of FP17s for the same patient ID Re-attending between 3 & 9 months - Adults	2	15	13.3%	51.0%	52.0%	50.6%
% of FP17s for Band 1 Urgent Courses	19	784	2.4%	10.3%	9.6%	9.1%
% of FP17s Relating to Free Repair or Replacements	0	784	0.0%	0.9%	0.7%	0.8%
% of FP17s Relating to Continuations	0	784	0.0%	1.1%	1.0%	1.1%
% of Patients satisfied with the dentistry they have received	0	0	N/A	91.9%	91.6%	91.4%
% of Patients satisfied with the time they had to wait for an appointment	0	0	N/A	86.7%	87.9%	87.7%

* This is based on patients treated on this contract for their most recent course of treatment. Figures in italics indicate the base number of FP17s or Patient Questionnaire responses are less than 100. N/A is shown where the base number of responses is less than 10 during the period. % is calculated as Quantity/Base number*100

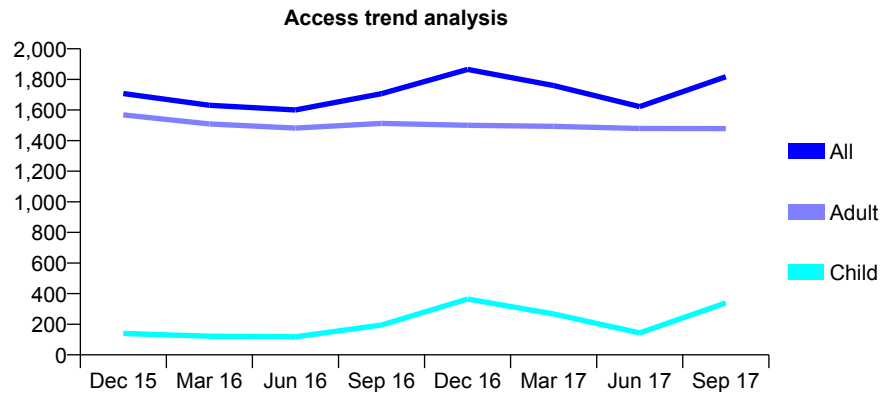
Q66 - Vital Signs At a Glance Contract Report for 738352/0008 - September 2017

Name or company name	MR TR JOHNSON
Contract type name	GDS Contract
Purpose of contract	General
Contract start date	01/05/2014
Contract end date	

17/18 Contracted general activity (UDA)	6,700
Carry forward general activity (UDA)	0
17/18 Contracted orthodontic activity (UOA)	0
Carry forward orthodontic activity (UOA)	0
Baseline contract value	£206,234.28

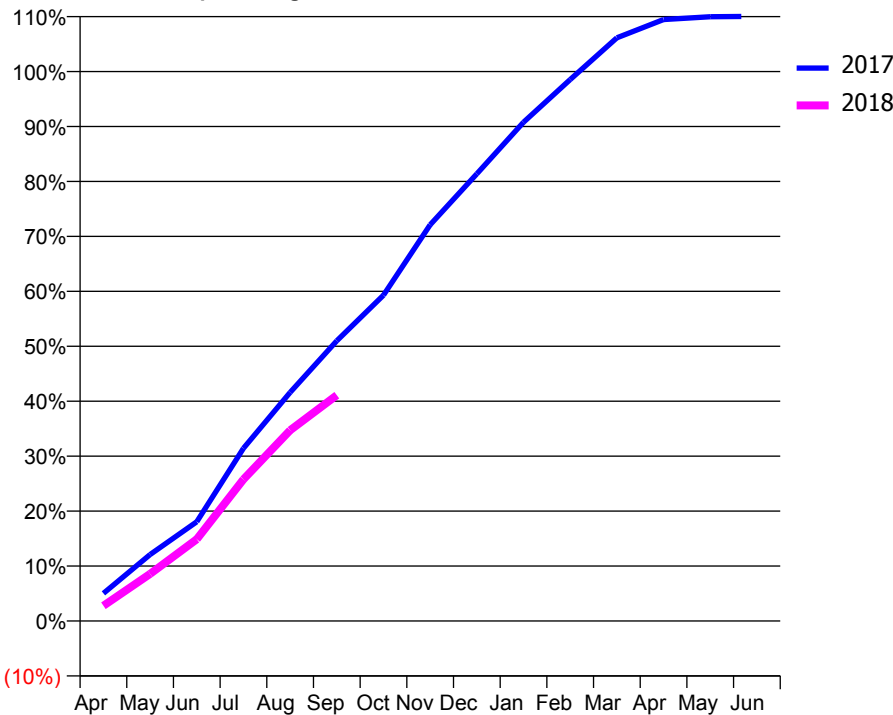
ACCESS*

Patients seen in 24 months	Total	Change since previous quarter
Quarter ending September 2016	1,707	
Quarter ending December 2016	1,865	↑
Quarter ending March 2017	1,760	↓
Quarter ending June 2017	1,622	↓
Quarter ending September 2017	1,817	↑
Variance since September 2016	6.4%	↑



ACTIVITY

Cumulative percentage of contracted UDA delivered 2017 & 2018



Month	Adjusted Scheduled Activity (UDA)	
	2017	2018
April	302	186
May	726	574
June	1,085	998
July	1,886	1,727
August	2,496	2,327
September	3,060	2,753
October	3,558	
November	4,326	
December	4,883	
January	5,447	
February	5,913	
March	6,368	
April	6,567	
May	6,598	
June	6,603	

QUALITY

	Quantity	Base Number	Contract	AT	Region	England
% of FP17s for the same patient ID Re-attending within 3 months - Children	9	277	3.2%	10.0%	11.4%	11.9%
% of FP17s for the same patient ID Re-attending within 3 months - Adults	199	1,169	17.0%	14.5%	15.7%	15.9%
% of FP17s for the same patient ID Re-attending between 3 & 9 months - Children	71	277	25.6%	59.6%	60.6%	58.1%
% of FP17s for the same patient ID Re-attending between 3 & 9 months - Adults	697	1,169	59.6%	51.0%	52.0%	50.6%
% of FP17s for Band 1 Urgent Courses	90	1,367	6.6%	10.3%	9.6%	9.1%
% of FP17s Relating to Free Repair or Replacements	33	1,367	2.4%	0.9%	0.7%	0.8%
% of FP17s Relating to Continuations	20	1,367	1.5%	1.1%	1.0%	1.1%
% of Patients satisfied with the dentistry they have received	6	7	N/A	91.9%	91.6%	91.4%
% of Patients satisfied with the time they had to wait for an appointment	5	7	N/A	86.7%	87.9%	87.7%

* This is based on patients treated on this contract for their most recent course of treatment. Figures in italics indicate the base number of FP17s or Patient Questionnaire responses are less than 100. N/A is shown where the base number of responses is less than 10 during the period. % is calculated as Quantity/Base number*100

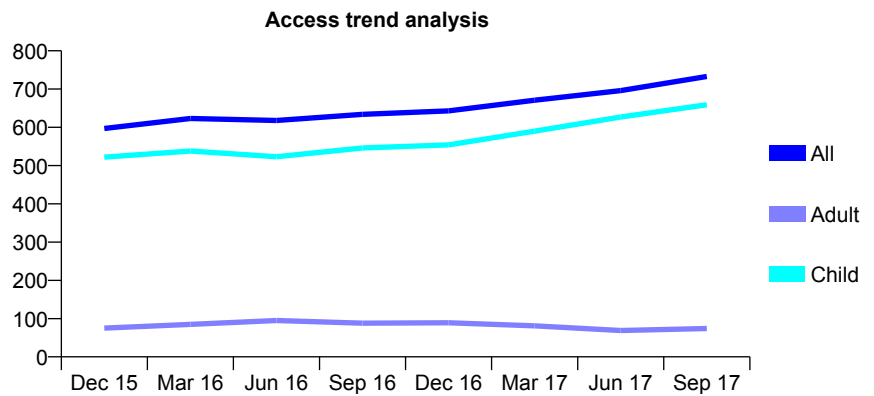
Q66 - Vital Signs At a Glance Contract Report for 738964/0001 - September 2017

Name or company name	MR PA BALDWIN
Contract type name	GDS Contract
Purpose of contract	General and Orthodontic
Contract start date	01/06/2014
Contract end date	

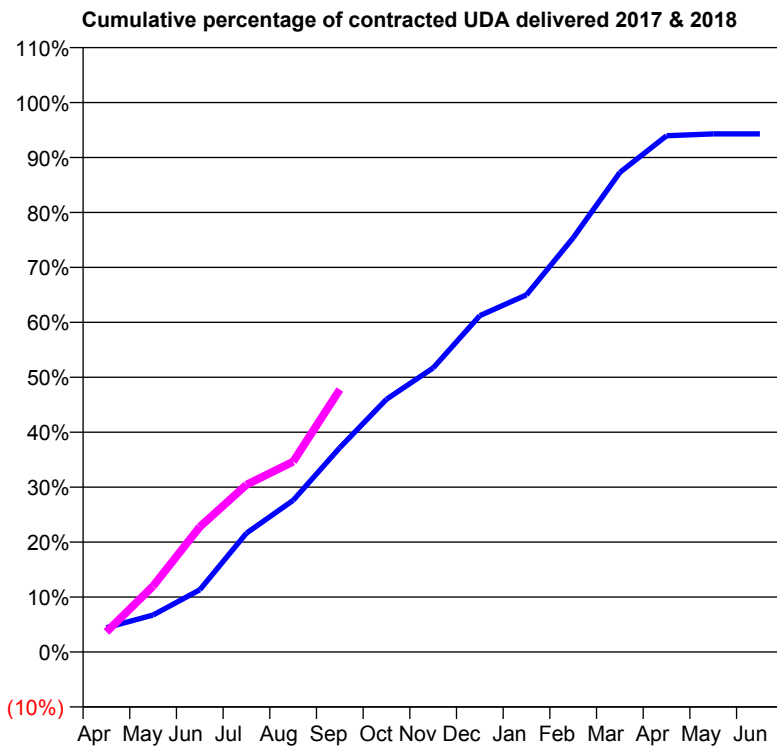
17/18 Contracted general activity (UDA)	1,815
Carry forward general activity (UDA)	0
17/18 Contracted orthodontic activity (UOA)	250
Carry forward orthodontic activity (UOA)	0
Baseline contract value	£62,148.04

ACCESS*

Patients seen in 24 months	Total	Change since previous quarter
Quarter ending September 2016	634	
Quarter ending December 2016	643	→
Quarter ending March 2017	671	↑
Quarter ending June 2017	696	↑
Quarter ending September 2017	733	↑
Variance since September 2016	15.6%	↑



ACTIVITY



Month	Adjusted Scheduled Activity (UDA)	
	2017	2018
April	80	66
May	122	218
June	206	413
July	393	552
August	501	629
September	675	867
October	835	
November	938	
December	1,111	
January	1,180	
February	1,368	
March	1,584	
April	1,705	
May	1,711	
June	1,711	

QUALITY

	Quantity	Base Number	Contract	AT	Region	England
% of FP17s for the same patient ID Re-attending within 3 months - Children	75	613	12.2%	10.0%	11.4%	11.9%
% of FP17s for the same patient ID Re-attending within 3 months - Adults	2	19	10.5%	14.5%	15.7%	15.9%
% of FP17s for the same patient ID Re-attending between 3 & 9 months - Children	366	613	59.7%	59.6%	60.6%	58.1%
% of FP17s for the same patient ID Re-attending between 3 & 9 months - Adults	13	19	68.4%	51.0%	52.0%	50.6%
% of FP17s for Band 1 Urgent Courses	16	534	3.0%	10.3%	9.6%	9.1%
% of FP17s Relating to Free Repair or Replacements	0	534	0.0%	0.9%	0.7%	0.8%
% of FP17s Relating to Continuations	0	534	0.0%	1.1%	1.0%	1.1%
% of Patients satisfied with the dentistry they have received	2	2	N/A	91.9%	91.6%	91.4%
% of Patients satisfied with the time they had to wait for an appointment	2	2	N/A	86.7%	87.9%	87.7%

* This is based on patients treated on this contract for their most recent course of treatment. Figures in italics indicate the base number of FP17s or Patient Questionnaire responses are less than 100. N/A is shown where the base number of responses is less than 10 during the period. % is calculated as Quantity/Base number*100

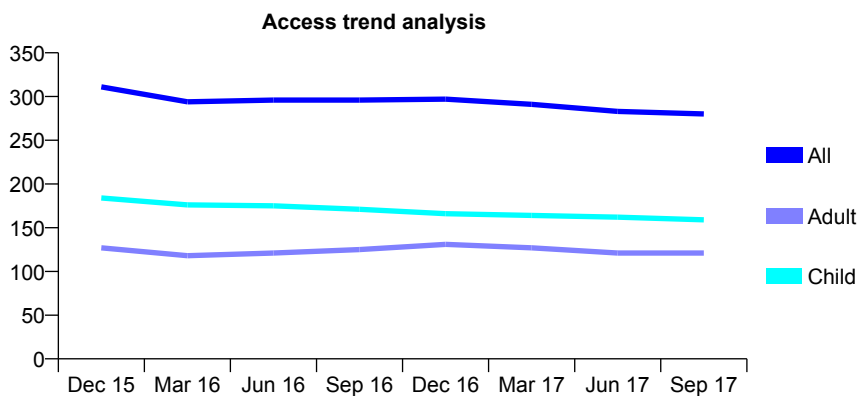
Q66 - Vital Signs At a Glance Contract Report for 745502/0001 - September 2017

Name or company name	The Manor House Dental Practice
Contract type name	GDS Contract
Purpose of contract	General
Contract start date	01/04/2006
Contract end date	

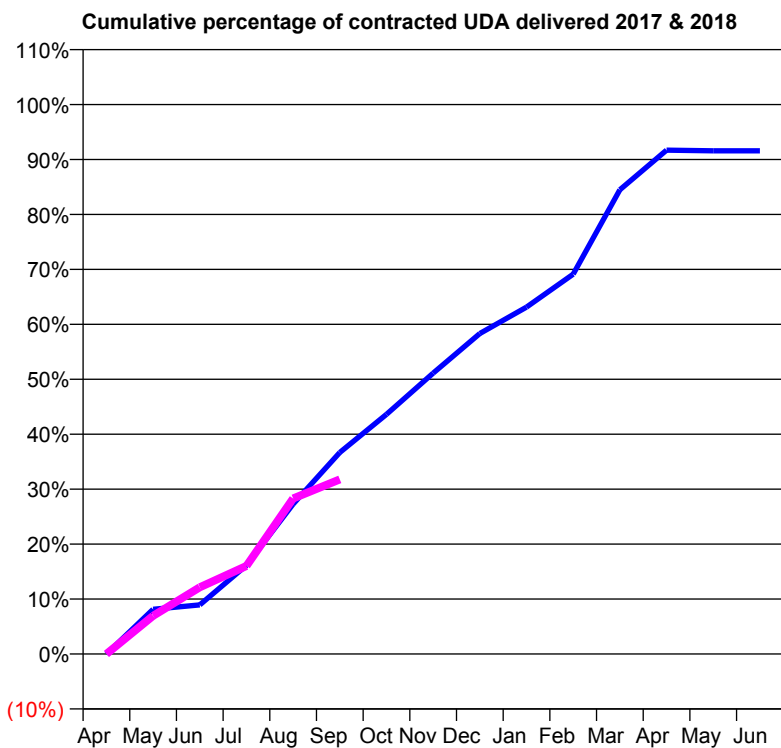
17/18 Contracted general activity (UDA)	749
Carry forward general activity (UDA)	0
17/18 Contracted orthodontic activity (UOA)	0
Carry forward orthodontic activity (UOA)	0
Baseline contract value	£20,230.20

ACCESS*

Patients seen in 24 months	Total	Change since previous quarter
Quarter ending September 2016	296	
Quarter ending December 2016	297	→
Quarter ending March 2017	291	↓
Quarter ending June 2017	283	↓
Quarter ending September 2017	280	↓
Variance since September 2016	(5.4%)	↓



ACTIVITY



Month	Adjusted Scheduled Activity (UDA)	
	2017	2018
April	0	0
May	61	52
June	67	91
July	121	120
August	204	212
September	275	238
October	327	
November	383	
December	437	
January	473	
February	518	
March	633	
April	687	
May	686	
June	686	

QUALITY

	Quantity	Base Number	Contract	AT	Region	England
% of FP17s for the same patient ID Re-attending within 3 months - Children	6	158	3.8%	10.0%	11.4%	11.9%
% of FP17s for the same patient ID Re-attending within 3 months - Adults	3	72	4.2%	14.5%	15.7%	15.9%
% of FP17s for the same patient ID Re-attending between 3 & 9 months - Children	130	158	82.3%	59.6%	60.6%	58.1%
% of FP17s for the same patient ID Re-attending between 3 & 9 months - Adults	51	72	70.8%	51.0%	52.0%	50.6%
% of FP17s for Band 1 Urgent Courses	0	190	0.0%	10.3%	9.6%	9.1%
% of FP17s Relating to Free Repair or Replacements	0	190	0.0%	0.9%	0.7%	0.8%
% of FP17s Relating to Continuations	0	190	0.0%	1.1%	1.0%	1.1%
% of Patients satisfied with the dentistry they have received	0	0	N/A	91.9%	91.6%	91.4%
% of Patients satisfied with the time they had to wait for an appointment	0	0	N/A	86.7%	87.9%	87.7%

* This is based on patients treated on this contract for their most recent course of treatment. Figures in italics indicate the base number of FP17s or Patient Questionnaire responses are less than 100. N/A is shown where the base number of responses is less than 10 during the period. % is calculated as Quantity/Base number*100

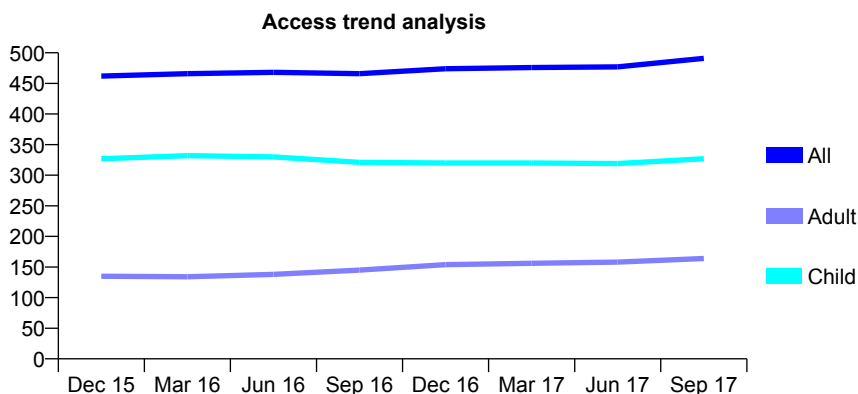
Q66 - Vital Signs At a Glance Contract Report for 745731/0001 - September 2017

Name or company name	MR MW BRAY
Contract type name	GDS Contract
Purpose of contract	General
Contract start date	01/04/2006
Contract end date	

17/18 Contracted general activity (UDA)	962
Carry forward general activity (UDA)	0
17/18 Contracted orthodontic activity (UOA)	0
Carry forward orthodontic activity (UOA)	0
Baseline contract value	£28,310.08

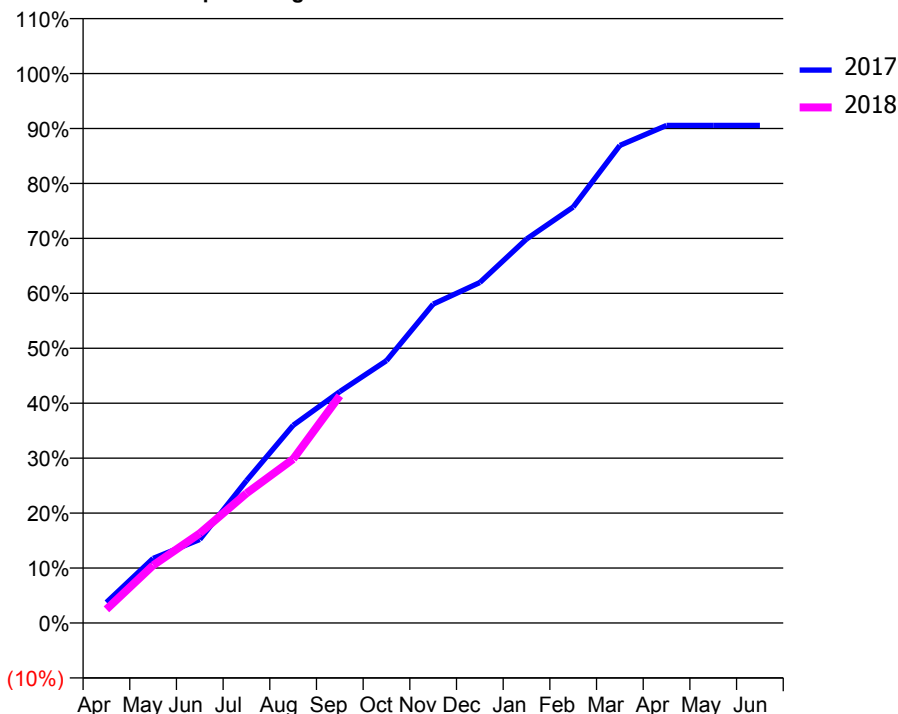
ACCESS*

Patients seen in 24 months	Total	Change since previous quarter
Quarter ending September 2016	466	
Quarter ending December 2016	474	→
Quarter ending March 2017	476	→
Quarter ending June 2017	477	→
Quarter ending September 2017	491	↑
Variance since September 2016	5.4%	↑



ACTIVITY

Cumulative percentage of contracted UDA delivered 2017 & 2018



Month	Adjusted Scheduled Activity (UDA)	
	2017	2018
April	36	24
May	113	101
June	146	157
July	249	227
August	346	287
September	405	398
October	459	
November	558	
December	596	
January	672	
February	728	
March	836	
April	871	
May	871	
June	871	

QUALITY

	Quantity	Base Number	Contract	AT	Region	England
% of FP17s for the same patient ID Re-attending within 3 months - Children	5	283	1.8%	10.0%	11.4%	11.9%
% of FP17s for the same patient ID Re-attending within 3 months - Adults	6	93	6.5%	14.5%	15.7%	15.9%
% of FP17s for the same patient ID Re-attending between 3 & 9 months - Children	212	283	74.9%	59.6%	60.6%	58.1%
% of FP17s for the same patient ID Re-attending between 3 & 9 months - Adults	51	93	54.8%	51.0%	52.0%	50.6%
% of FP17s for Band 1 Urgent Courses	0	347	0.0%	10.3%	9.6%	9.1%
% of FP17s Relating to Free Repair or Replacements	0	347	0.0%	0.9%	0.7%	0.8%
% of FP17s Relating to Continuations	3	347	0.9%	1.1%	1.0%	1.1%
% of Patients satisfied with the dentistry they have received	0	0	N/A	91.9%	91.6%	91.4%
% of Patients satisfied with the time they had to wait for an appointment	0	0	N/A	86.7%	87.9%	87.7%

* This is based on patients treated on this contract for their most recent course of treatment. Figures in italics indicate the base number of FP17s or Patient Questionnaire responses are less than 100. N/A is shown where the base number of responses is less than 10 during the period. % is calculated as Quantity/Base number*100

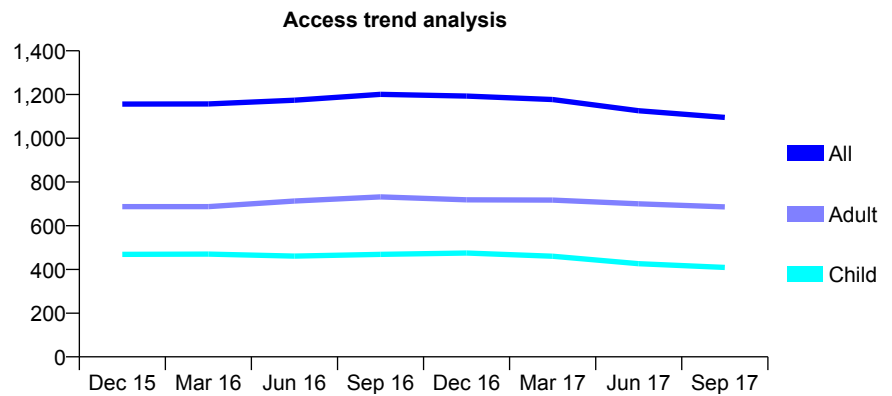
Q66 - Vital Signs At a Glance Contract Report for 749699/0001 - September 2017

Name or company name	MR AF KING
Contract type name	GDS Contract
Purpose of contract	General
Contract start date	01/04/2006
Contract end date	

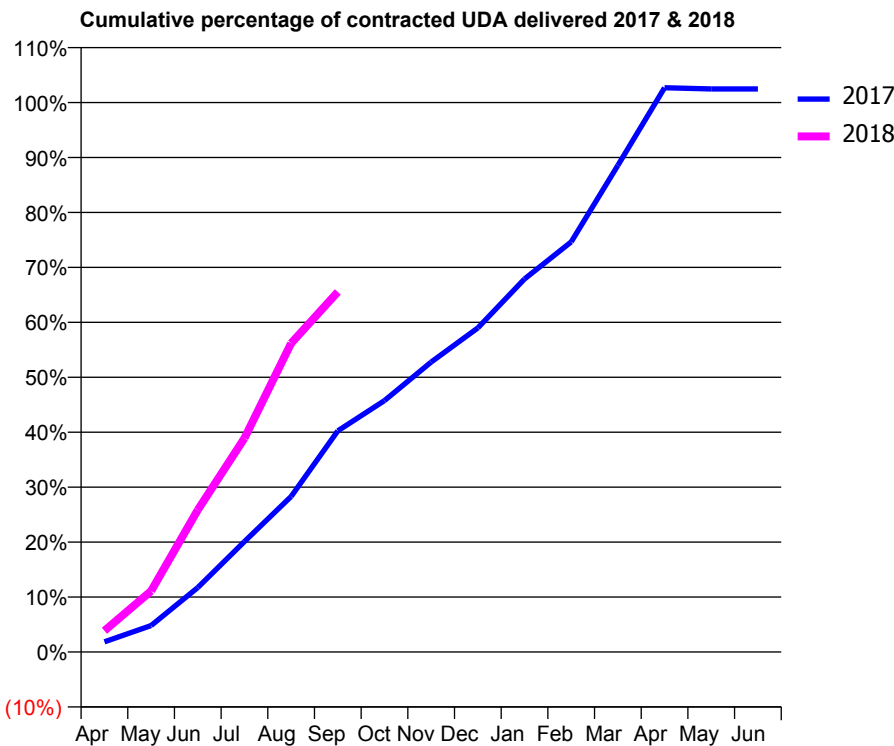
17/18 Contracted general activity (UDA)	1,300
Carry forward general activity (UDA)	-26
17/18 Contracted orthodontic activity (UOA)	0
Carry forward orthodontic activity (UOA)	0
Baseline contract value	£35,283.91

ACCESS*

Patients seen in 24 months	Total	Change since previous quarter
Quarter ending September 2016	1,201	
Quarter ending December 2016	1,193	→
Quarter ending March 2017	1,177	↓
Quarter ending June 2017	1,126	↓
Quarter ending September 2017	1,095	↓
Variance since September 2016	(8.8%)	↓



ACTIVITY



Adjusted Scheduled Activity (UDA)		
Month	2017	2018
April	24	50
May	63	144
June	153	336
July	261	506
August	368	730
September	523	852
October	595	
November	686	
December	767	
January	883	
February	970	
March	1,151	
April	1,335	
May	1,332	
June	1,332	

QUALITY

	Quantity	Base Number	Contract	AT	Region	England
% of FP17s for the same patient ID Re-attending within 3 months - Children	24	303	7.9%	10.0%	11.4%	11.9%
% of FP17s for the same patient ID Re-attending within 3 months - Adults	34	319	10.7%	14.5%	15.7%	15.9%
% of FP17s for the same patient ID Re-attending between 3 & 9 months - Children	187	303	61.7%	59.6%	60.6%	58.1%
% of FP17s for the same patient ID Re-attending between 3 & 9 months - Adults	154	319	48.3%	51.0%	52.0%	50.6%
% of FP17s for Band 1 Urgent Courses	44	437	10.1%	10.3%	9.6%	9.1%
% of FP17s Relating to Free Repair or Replacements	5	437	1.1%	0.9%	0.7%	0.8%
% of FP17s Relating to Continuations	0	437	0.0%	1.1%	1.0%	1.1%
% of Patients satisfied with the dentistry they have received	2	2	N/A	91.9%	91.6%	91.4%
% of Patients satisfied with the time they had to wait for an appointment	1	2	N/A	86.7%	87.9%	87.7%

* This is based on patients treated on this contract for their most recent course of treatment. Figures in italics indicate the base number of FP17s or Patient Questionnaire responses are less than 100. N/A is shown where the base number of responses is less than 10 during the period. % is calculated as Quantity/Base number*100

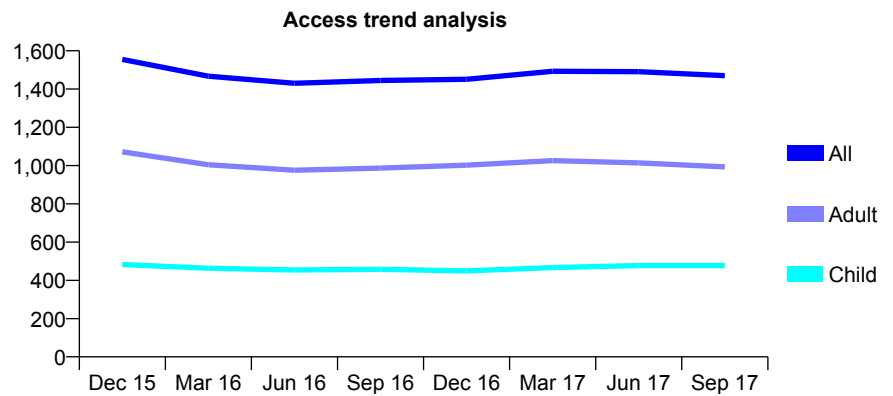
Q66 - Vital Signs At a Glance Contract Report for 752029/0002 - September 2017

Name or company name	MR PD JINKS
Contract type name	GDS Contract
Purpose of contract	General and Orthodontic
Contract start date	01/04/2011
Contract end date	

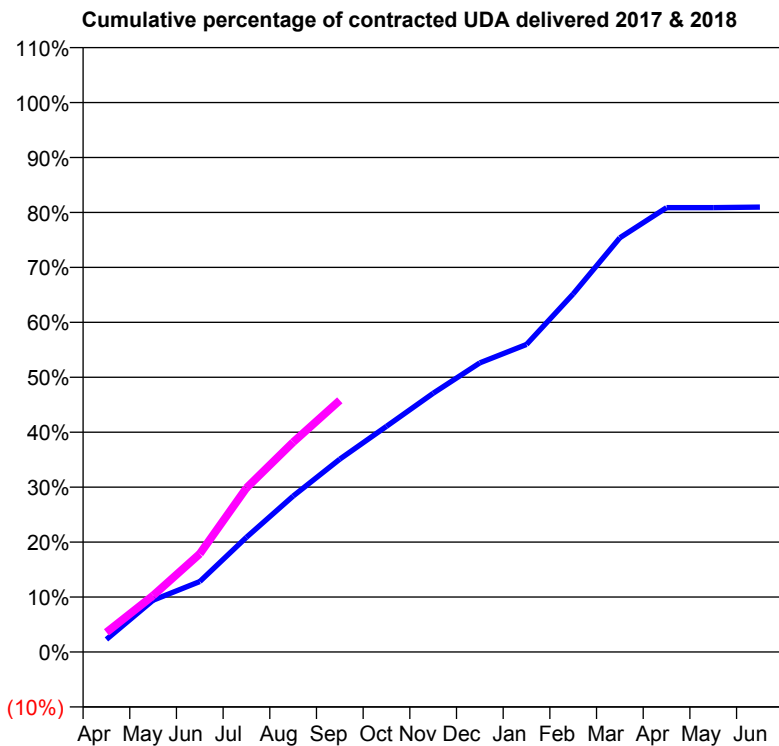
17/18 Contracted general activity (UDA)	4,010
Carry forward general activity (UDA)	0
17/18 Contracted orthodontic activity (UOA)	382
Carry forward orthodontic activity (UOA)	0
Baseline contract value	£130,779.14

ACCESS*

Patients seen in 24 months	Total	Change since previous quarter
Quarter ending September 2016	1,445	
Quarter ending December 2016	1,451	→
Quarter ending March 2017	1,493	↑
Quarter ending June 2017	1,491	→
Quarter ending September 2017	1,470	↓
Variance since September 2016	1.7%	→



ACTIVITY



Month	Adjusted Scheduled Activity (UDA)	
	2017	2018
April	129	144
May	529	412
June	720	716
July	1,171	1,197
August	1,593	1,531
September	1,970	1,837
October	2,304	
November	2,642	
December	2,953	
January	3,140	
February	3,656	
March	4,229	
April	4,537	
May	4,537	
June	4,543	

QUALITY

	Quantity	Base Number	Contract	AT	Region	England
% of FP17s for the same patient ID Re-attending within 3 months - Children	19	327	5.8%	10.0%	11.4%	11.9%
% of FP17s for the same patient ID Re-attending within 3 months - Adults	116	656	17.7%	14.5%	15.7%	15.9%
% of FP17s for the same patient ID Re-attending between 3 & 9 months - Children	163	327	49.8%	59.6%	60.6%	58.1%
% of FP17s for the same patient ID Re-attending between 3 & 9 months - Adults	363	656	55.3%	51.0%	52.0%	50.6%
% of FP17s for Band 1 Urgent Courses	18	871	2.1%	10.3%	9.6%	9.1%
% of FP17s Relating to Free Repair or Replacements	4	871	0.5%	0.9%	0.7%	0.8%
% of FP17s Relating to Continuations	40	871	4.6%	1.1%	1.0%	1.1%
% of Patients satisfied with the dentistry they have received	8	9	N/A	91.9%	91.6%	91.4%
% of Patients satisfied with the time they had to wait for an appointment	8	9	N/A	86.7%	87.9%	87.7%

* This is based on patients treated on this contract for their most recent course of treatment. Figures in italics indicate the base number of FP17s or Patient Questionnaire responses are less than 100. N/A is shown where the base number of responses is less than 10 during the period. % is calculated as Quantity/Base number*100

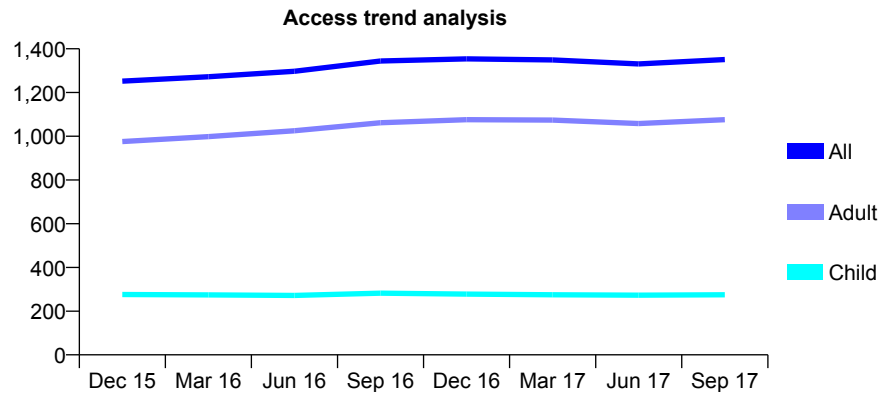
Q66 - Vital Signs At a Glance Contract Report for 753785/0001 - September 2017

Name or company name	MR RJ PRINGLE
Contract type name	GDS Contract
Purpose of contract	General
Contract start date	01/04/2006
Contract end date	

17/18 Contracted general activity (UDA)	3,427
Carry forward general activity (UDA)	-30
17/18 Contracted orthodontic activity (UOA)	0
Carry forward orthodontic activity (UOA)	0
Baseline contract value	£91,690.69

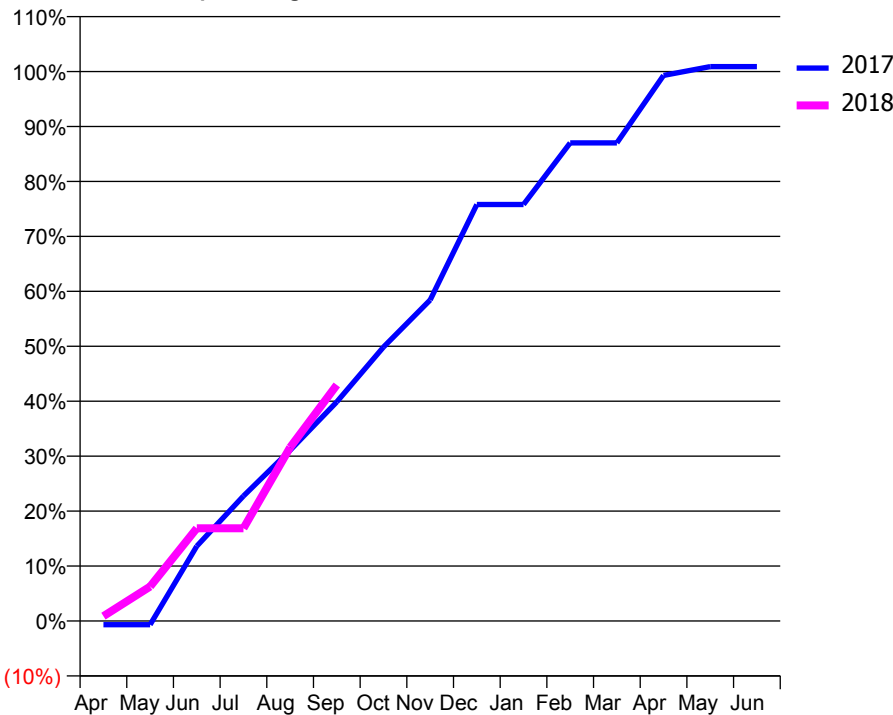
ACCESS*

Patients seen in 24 months	Total	Change since previous quarter
Quarter ending September 2016	1,344	
Quarter ending December 2016	1,354	→
Quarter ending March 2017	1,349	→
Quarter ending June 2017	1,331	↓
Quarter ending September 2017	1,351	→
Variance since September 2016	0.5%	→



ACTIVITY

Cumulative percentage of contracted UDA delivered 2017 & 2018



Month	Adjusted Scheduled Activity (UDA)	
	2017	2018
April	-24	30
May	-24	215
June	467	578
July	780	578
August	1,065	1,083
September	1,367	1,472
October	1,708	
November	2,002	
December	2,598	
January	2,598	
February	2,982	
March	2,982	
April	3,403	
May	3,457	
June	3,457	

QUALITY

	Quantity	Base Number	Contract	AT	Region	England
% of FP17s for the same patient ID Re-attending within 3 months - Children	11	258	4.3%	10.0%	11.4%	11.9%
% of FP17s for the same patient ID Re-attending within 3 months - Adults	108	896	12.1%	14.5%	15.7%	15.9%
% of FP17s for the same patient ID Re-attending between 3 & 9 months - Children	147	258	57.0%	59.6%	60.6%	58.1%
% of FP17s for the same patient ID Re-attending between 3 & 9 months - Adults	463	896	51.7%	51.0%	52.0%	50.6%
% of FP17s for Band 1 Urgent Courses	95	882	10.8%	10.3%	9.6%	9.1%
% of FP17s Relating to Free Repair or Replacements	2	882	0.2%	0.9%	0.7%	0.8%
% of FP17s Relating to Continuations	5	882	0.6%	1.1%	1.0%	1.1%
% of Patients satisfied with the dentistry they have received	0	0	N/A	91.9%	91.6%	91.4%
% of Patients satisfied with the time they had to wait for an appointment	0	0	N/A	86.7%	87.9%	87.7%

* This is based on patients treated on this contract for their most recent course of treatment. Figures in italics indicate the base number of FP17s or Patient Questionnaire responses are less than 100. N/A is shown where the base number of responses is less than 10 during the period. % is calculated as Quantity/Base number*100

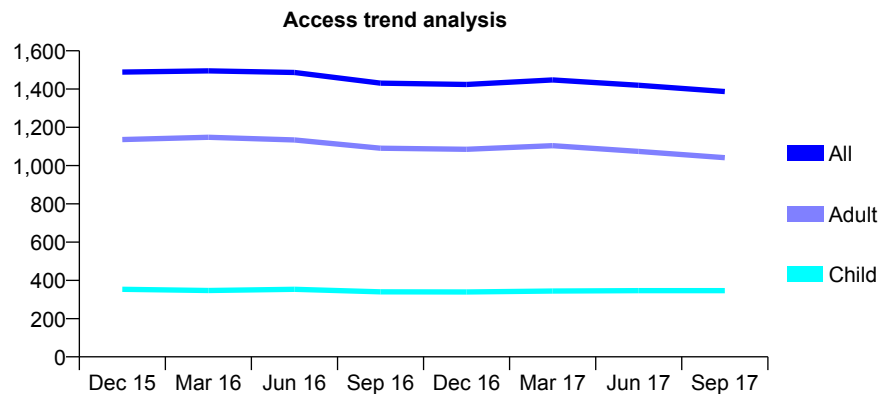
Q66 - Vital Signs At a Glance Contract Report for 753793/0001 - September 2017

Name or company name	MISS KA BABOS
Contract type name	GDS Contract
Purpose of contract	General
Contract start date	01/04/2006
Contract end date	

17/18 Contracted general activity (UDA)	4,500
Carry forward general activity (UDA)	0
17/18 Contracted orthodontic activity (UOA)	0
Carry forward orthodontic activity (UOA)	0
Baseline contract value	£135,624.16

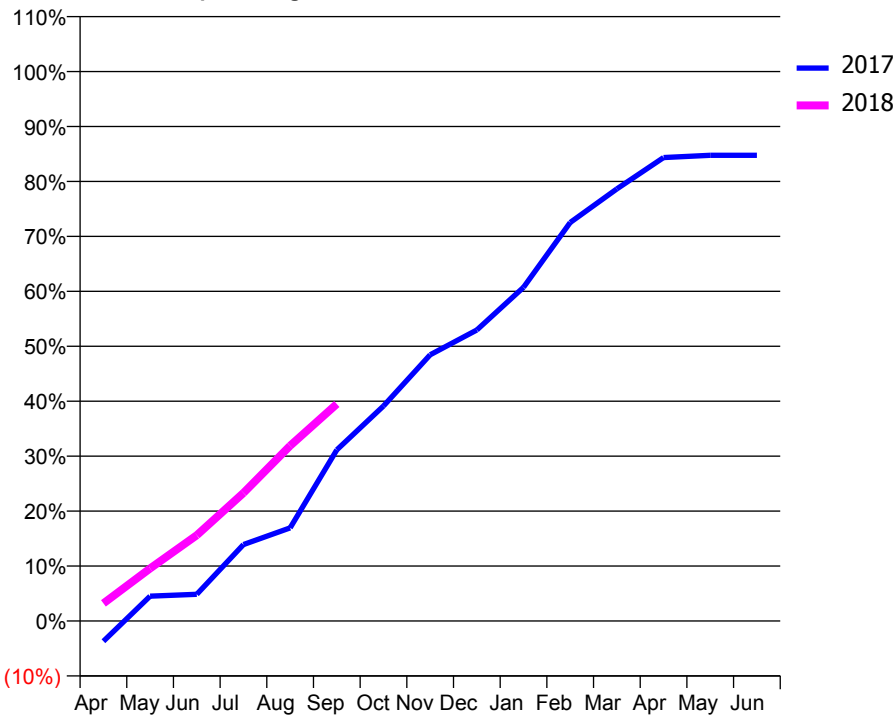
ACCESS*

Patients seen in 24 months	Total	Change since previous quarter
Quarter ending September 2016	1,431	
Quarter ending December 2016	1,424	→
Quarter ending March 2017	1,448	→
Quarter ending June 2017	1,420	↓
Quarter ending September 2017	1,387	↓
Variance since September 2016	(3.1%)	↓



ACTIVITY

Cumulative percentage of contracted UDA delivered 2017 & 2018



Month	Adjusted Scheduled Activity (UDA)	
	2017	2018
April	-166	145
May	204	431
June	219	702
July	627	1,049
August	763	1,435
September	1,401	1,777
October	1,760	
November	2,180	
December	2,384	
January	2,733	
February	3,263	
March	3,539	
April	3,795	
May	3,814	
June	3,814	

QUALITY

	Quantity	Base Number	Contract	AT	Region	England
% of FP17s for the same patient ID Re-attending within 3 months - Children	10	185	5.4%	10.0%	11.4%	11.9%
% of FP17s for the same patient ID Re-attending within 3 months - Adults	121	597	20.3%	14.5%	15.7%	15.9%
% of FP17s for the same patient ID Re-attending between 3 & 9 months - Children	66	185	35.7%	59.6%	60.6%	58.1%
% of FP17s for the same patient ID Re-attending between 3 & 9 months - Adults	163	597	27.3%	51.0%	52.0%	50.6%
% of FP17s for Band 1 Urgent Courses	135	686	19.7%	10.3%	9.6%	9.1%
% of FP17s Relating to Free Repair or Replacements	2	686	0.3%	0.9%	0.7%	0.8%
% of FP17s Relating to Continuations	4	686	0.6%	1.1%	1.0%	1.1%
% of Patients satisfied with the dentistry they have received	3	3	N/A	91.9%	91.6%	91.4%
% of Patients satisfied with the time they had to wait for an appointment	2	3	N/A	86.7%	87.9%	87.7%

* This is based on patients treated on this contract for their most recent course of treatment. Figures in italics indicate the base number of FP17s or Patient Questionnaire responses are less than 100. N/A is shown where the base number of responses is less than 10 during the period. % is calculated as Quantity/Base number*100

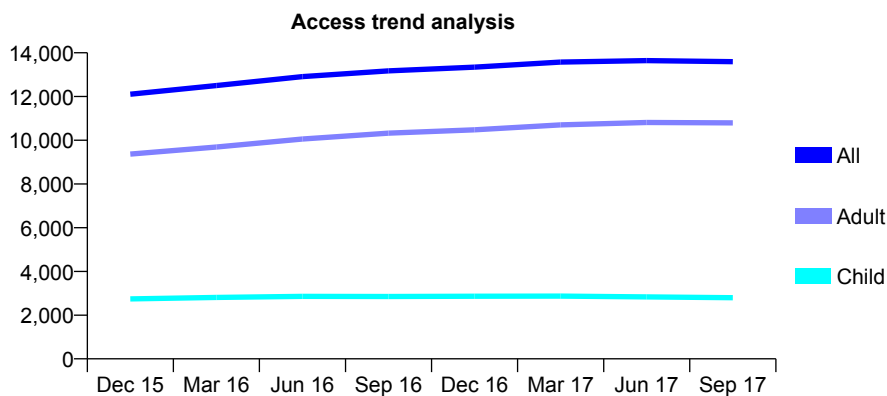
Q66 - Vital Signs At a Glance Contract Report for 762520/0001 - September 2017

Name or company name	Castle View Dental Practice
Contract type name	Pilot Contract
Purpose of contract	General and Orthodontic
Contract start date	01/09/2013
Contract end date	

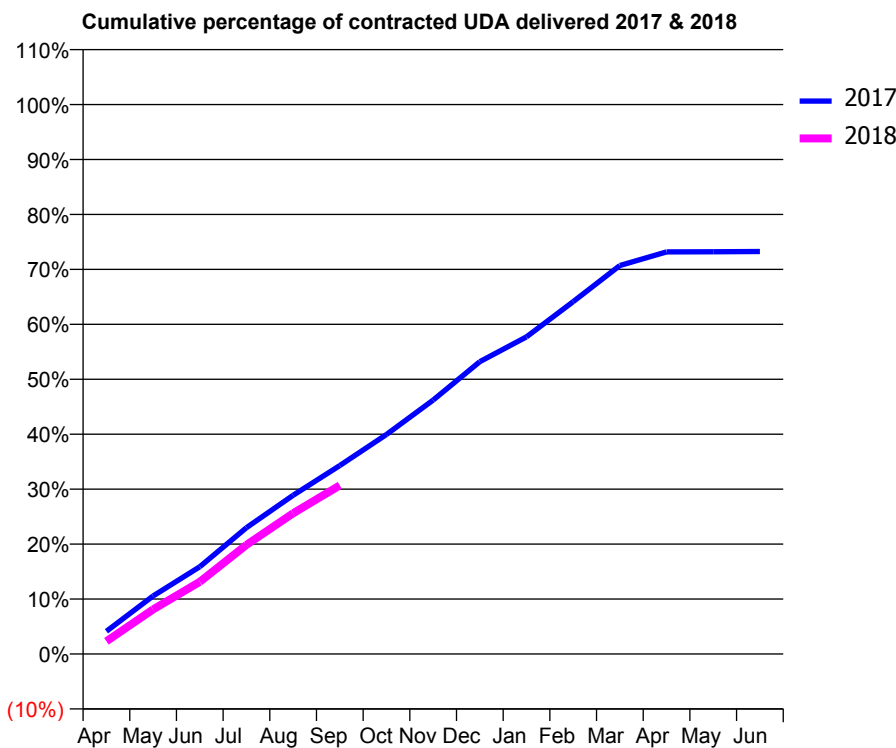
17/18 Contracted general activity (UDA)	31,724
Carry forward general activity (UDA)	0
17/18 Contracted orthodontic activity (UOA)	1,000
Carry forward orthodontic activity (UOA)	0
Baseline contract value	£1,041,455.12

ACCESS*

Patients seen in 24 months	Total	Change since previous quarter
Quarter ending September 2016	13,173	
Quarter ending December 2016	13,345	→
Quarter ending March 2017	13,573	→
Quarter ending June 2017	13,644	→
Quarter ending September 2017	13,593	→
Variance since September 2016	3.2%	↑



ACTIVITY



Month	Adjusted Scheduled Activity (UDA)	
	2017	2018
April	1,316	737
May	3,349	2,576
June	5,041	4,172
July	7,293	6,303
August	9,166	8,127
September	10,885	9,735
October	12,674	
November	14,662	
December	16,876	
January	18,312	
February	20,344	
March	22,430	
April	23,217	
May	23,221	
June	23,241	

QUALITY

	Quantity	Base Number	Contract	AT	Region	England
% of FP17s for the same patient ID Re-attending within 3 months - Children	94	1,435	6.6%	10.0%	11.4%	11.9%
% of FP17s for the same patient ID Re-attending within 3 months - Adults	926	5,293	17.5%	14.5%	15.7%	15.9%
% of FP17s for the same patient ID Re-attending between 3 & 9 months - Children	416	1,435	29.0%	59.6%	60.6%	58.1%
% of FP17s for the same patient ID Re-attending between 3 & 9 months - Adults	1,399	5,293	26.4%	51.0%	52.0%	50.6%
% of FP17s for Band 1 Urgent Courses	823	5,614	14.7%	10.3%	9.6%	9.1%
% of FP17s Relating to Free Repair or Replacements	51	5,614	0.9%	0.9%	0.7%	0.8%
% of FP17s Relating to Continuations	21	5,614	0.4%	1.1%	1.0%	1.1%
% of Patients satisfied with the dentistry they have received	23	26	88.5%	91.9%	91.6%	91.4%
% of Patients satisfied with the time they had to wait for an appointment	25	26	96.2%	86.7%	87.9%	87.7%

* This is based on patients treated on this contract for their most recent course of treatment. Figures in italics indicate the base number of FP17s or Patient Questionnaire responses are less than 100. N/A is shown where the base number of responses is less than 10 during the period. % is calculated as Quantity/Base number*100

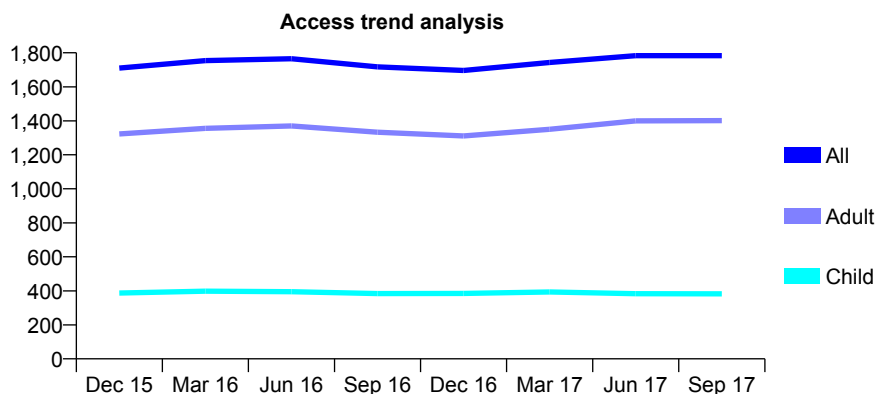
Q66 - Vital Signs At a Glance Contract Report for 763969/0001 - September 2017

Name or company name	MR V AVAKIAN
Contract type name	GDS Contract
Purpose of contract	General
Contract start date	01/04/2006
Contract end date	

17/18 Contracted general activity (UDA)	6,526
Carry forward general activity (UDA)	212
17/18 Contracted orthodontic activity (UOA)	0
Carry forward orthodontic activity (UOA)	0
Baseline contract value	£162,005.00

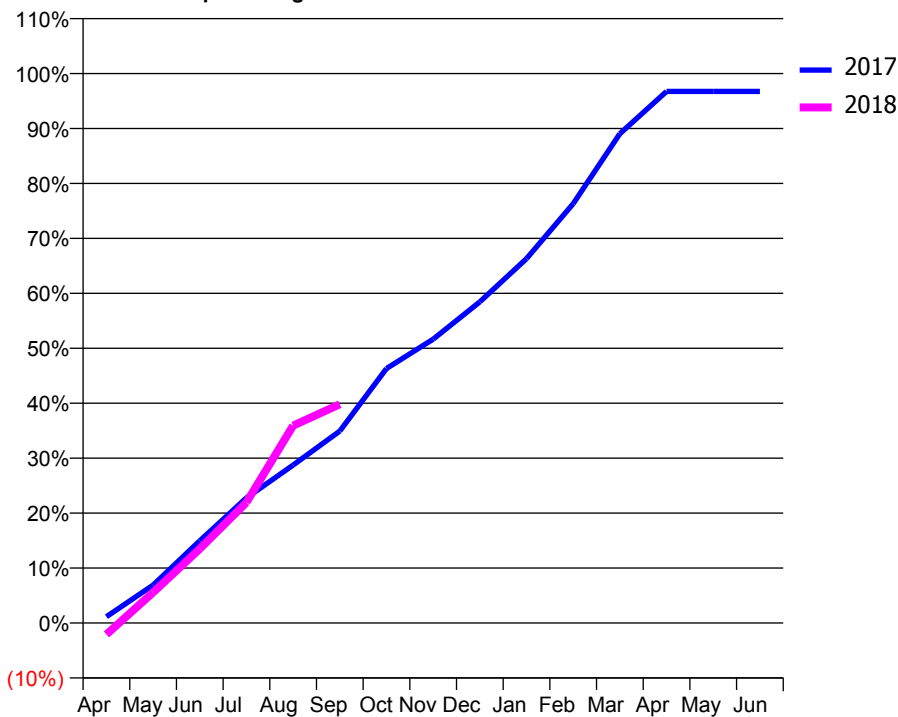
ACCESS*

Patients seen in 24 months	Total	Change since previous quarter
Quarter ending September 2016	1,717	
Quarter ending December 2016	1,696	↓
Quarter ending March 2017	1,743	↑
Quarter ending June 2017	1,783	↑
Quarter ending September 2017	1,783	→
Variance since September 2016	3.8%	↑



ACTIVITY

Cumulative percentage of contracted UDA delivered 2017 & 2018



Month	Adjusted Scheduled Activity (UDA)	
	2017	2018
April	75	-137
May	450	364
June	976	882
July	1,487	1,432
August	1,876	2,344
September	2,280	2,597
October	3,022	
November	3,370	
December	3,814	
January	4,327	
February	4,980	
March	5,811	
April	6,314	
May	6,314	
June	6,314	

QUALITY

	Quantity	Base Number	Contract	AT	Region	England
% of FP17s for the same patient ID Re-attending within 3 months - Children	27	304	8.9%	10.0%	11.4%	11.9%
% of FP17s for the same patient ID Re-attending within 3 months - Adults	190	1,140	16.7%	14.5%	15.7%	15.9%
% of FP17s for the same patient ID Re-attending between 3 & 9 months - Children	203	304	66.8%	59.6%	60.6%	58.1%
% of FP17s for the same patient ID Re-attending between 3 & 9 months - Adults	667	1,140	58.5%	51.0%	52.0%	50.6%
% of FP17s for Band 1 Urgent Courses	107	1,274	8.4%	10.3%	9.6%	9.1%
% of FP17s Relating to Free Repair or Replacements	0	1,274	0.0%	0.9%	0.7%	0.8%
% of FP17s Relating to Continuations	15	1,274	1.2%	1.1%	1.0%	1.1%
% of Patients satisfied with the dentistry they have received	4	4	N/A	91.9%	91.6%	91.4%
% of Patients satisfied with the time they had to wait for an appointment	3	4	N/A	86.7%	87.9%	87.7%

* This is based on patients treated on this contract for their most recent course of treatment. Figures in italics indicate the base number of FP17s or Patient Questionnaire responses are less than 100. N/A is shown where the base number of responses is less than 10 during the period. % is calculated as Quantity/Base number*100

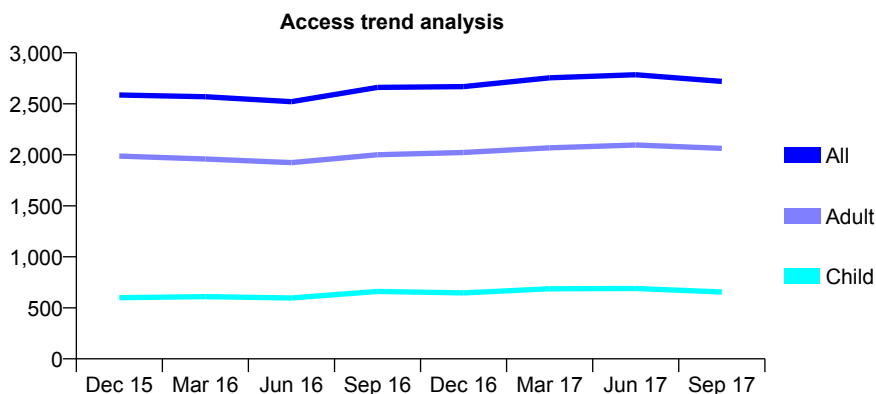
Q66 - Vital Signs At a Glance Contract Report for 789062/0001 - September 2017

Name or company name	MS E ZAJKOWSKA-STEPIEN
Contract type name	GDS Contract
Purpose of contract	General
Contract start date	01/02/2008
Contract end date	

17/18 Contracted general activity (UDA)	9,567
Carry forward general activity (UDA)	-80
17/18 Contracted orthodontic activity (UOA)	0
Carry forward orthodontic activity (UOA)	0
Baseline contract value	£245,929.33

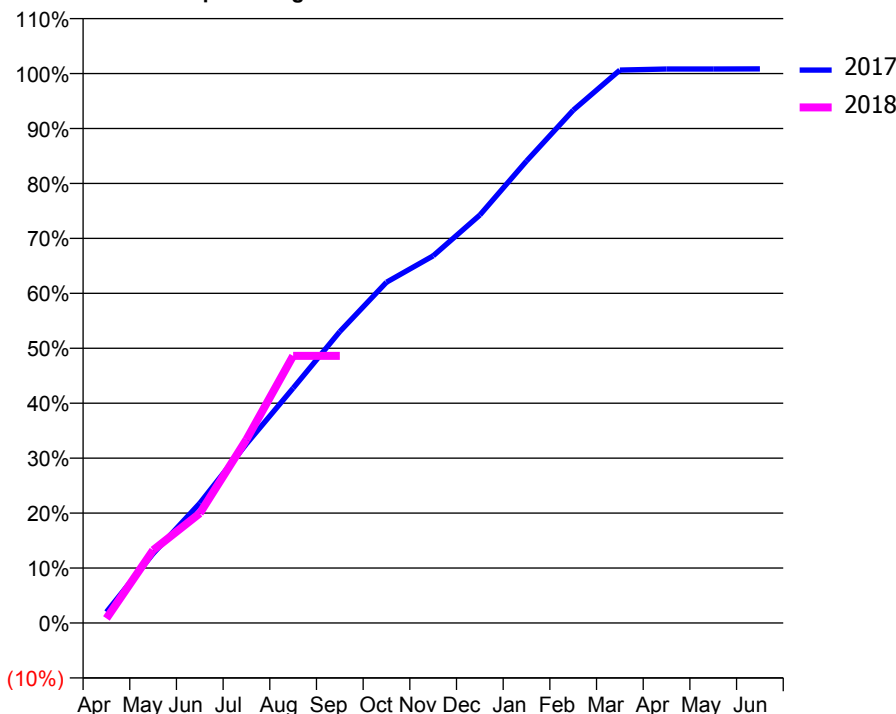
ACCESS*

Patients seen in 24 months	Total	Change since previous quarter
Quarter ending September 2016	2,661	
Quarter ending December 2016	2,669	→
Quarter ending March 2017	2,755	↑
Quarter ending June 2017	2,785	→
Quarter ending September 2017	2,720	↓
Variance since September 2016	2.2%	↑



ACTIVITY

Cumulative percentage of contracted UDA delivered 2017 & 2018



Month	Adjusted Scheduled Activity (UDA)	
	2017	2018
April	191	80
May	1,209	1,269
June	2,086	1,908
July	3,120	3,195
August	4,089	4,652
September	5,075	4,652
October	5,932	
November	6,393	
December	7,102	
January	8,043	
February	8,928	
March	9,626	
April	9,646	
May	9,646	
June	9,647	

QUALITY

	Quantity	Base Number	Contract	AT	Region	England
% of FP17s for the same patient ID Re-attending within 3 months - Children	23	399	5.8%	10.0%	11.4%	11.9%
% of FP17s for the same patient ID Re-attending within 3 months - Adults	157	1,304	12.0%	14.5%	15.7%	15.9%
% of FP17s for the same patient ID Re-attending between 3 & 9 months - Children	235	399	58.9%	59.6%	60.6%	58.1%
% of FP17s for the same patient ID Re-attending between 3 & 9 months - Adults	728	1,304	55.8%	51.0%	52.0%	50.6%
% of FP17s for Band 1 Urgent Courses	71	1,690	4.2%	10.3%	9.6%	9.1%
% of FP17s Relating to Free Repair or Replacements	0	1,690	0.0%	0.9%	0.7%	0.8%
% of FP17s Relating to Continuations	18	1,690	1.1%	1.1%	1.0%	1.1%
% of Patients satisfied with the dentistry they have received	4	6	N/A	91.9%	91.6%	91.4%
% of Patients satisfied with the time they had to wait for an appointment	5	6	N/A	86.7%	87.9%	87.7%

* This is based on patients treated on this contract for their most recent course of treatment. Figures in italics indicate the base number of FP17s or Patient Questionnaire responses are less than 100. N/A is shown where the base number of responses is less than 10 during the period. % is calculated as Quantity/Base number*100

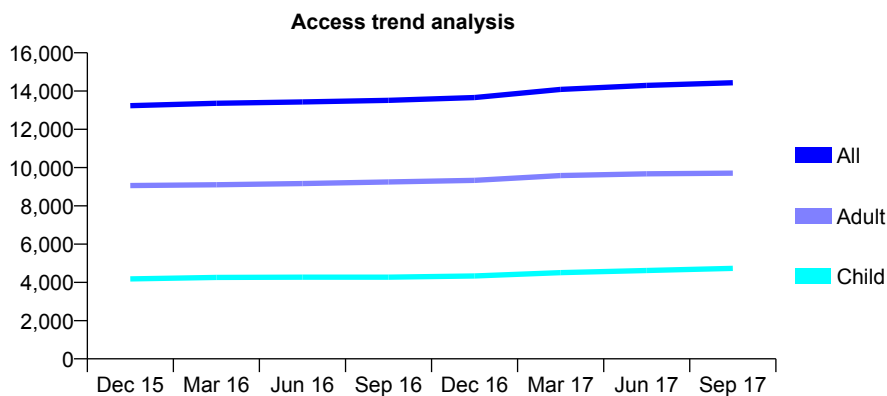
Q66 - Vital Signs At a Glance Contract Report for 801399/0001 - September 2017

Name or company name	MR R SMITH
Contract type name	GDS Contract
Purpose of contract	General
Contract start date	01/04/2006
Contract end date	

17/18 Contracted general activity (UDA)	36,500
Carry forward general activity (UDA)	794
17/18 Contracted orthodontic activity (UOA)	0
Carry forward orthodontic activity (UOA)	0
Baseline contract value	£856,470.51

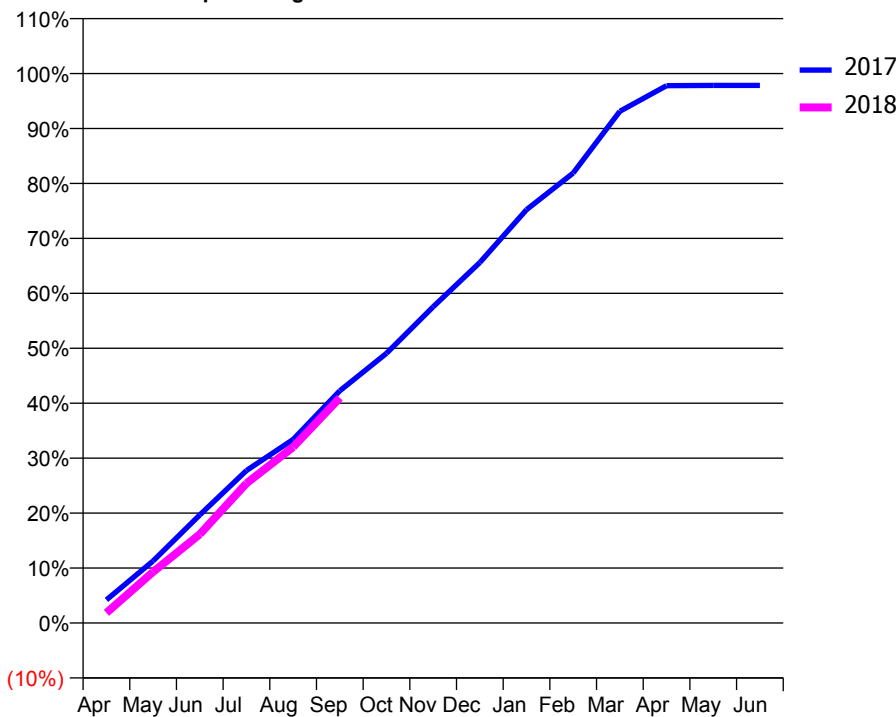
ACCESS*

Patients seen in 24 months	Total	Change since previous quarter
Quarter ending September 2016	13,512	
Quarter ending December 2016	13,663	→
Quarter ending March 2017	14,088	↑
Quarter ending June 2017	14,293	→
Quarter ending September 2017	14,438	→
Variance since September 2016	6.9%	↑



ACTIVITY

Cumulative percentage of contracted UDA delivered 2017 & 2018



Month	Adjusted Scheduled Activity (UDA)	
	2017	2018
April	1,534	675
May	4,123	3,392
June	7,178	5,892
July	10,127	9,275
August	12,189	11,686
September	15,429	14,958
October	17,916	
November	21,008	
December	23,944	
January	27,454	
February	29,886	
March	33,992	
April	35,688	
May	35,706	
June	35,706	

QUALITY

	Quantity	Base Number	Contract	AT	Region	England
% of FP17s for the same patient ID Re-attending within 3 months - Children	126	3,285	3.8%	10.0%	11.4%	11.9%
% of FP17s for the same patient ID Re-attending within 3 months - Adults	670	6,421	10.4%	14.5%	15.7%	15.9%
% of FP17s for the same patient ID Re-attending between 3 & 9 months - Children	1,815	3,285	55.3%	59.6%	60.6%	58.1%
% of FP17s for the same patient ID Re-attending between 3 & 9 months - Adults	3,568	6,421	55.6%	51.0%	52.0%	50.6%
% of FP17s for Band 1 Urgent Courses	616	8,803	7.0%	10.3%	9.6%	9.1%
% of FP17s Relating to Free Repair or Replacements	59	8,803	0.7%	0.9%	0.7%	0.8%
% of FP17s Relating to Continuations	61	8,803	0.7%	1.1%	1.0%	1.1%
% of Patients satisfied with the dentistry they have received	40	42	95.2%	91.9%	91.6%	91.4%
% of Patients satisfied with the time they had to wait for an appointment	40	42	95.2%	86.7%	87.9%	87.7%

* This is based on patients treated on this contract for their most recent course of treatment. Figures in italics indicate the base number of FP17s or Patient Questionnaire responses are less than 100. N/A is shown where the base number of responses is less than 10 during the period. % is calculated as Quantity/Base number*100

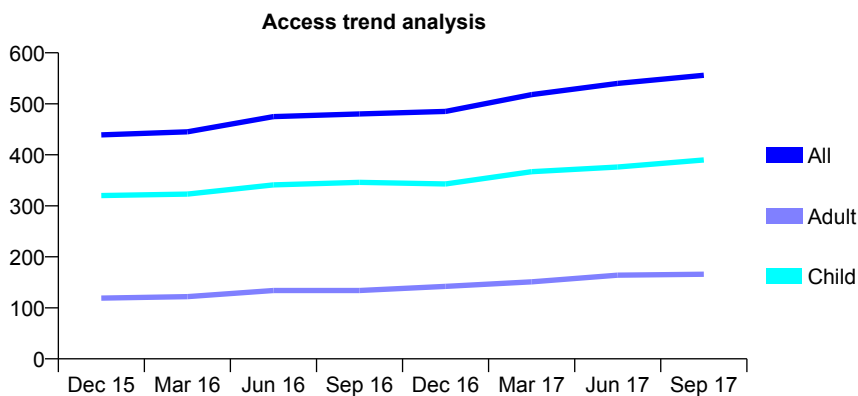
Q66 - Vital Signs At a Glance Contract Report for 801593/0001 - September 2017

Name or company name	MR P IRISH
Contract type name	GDS Contract
Purpose of contract	General
Contract start date	01/04/2006
Contract end date	

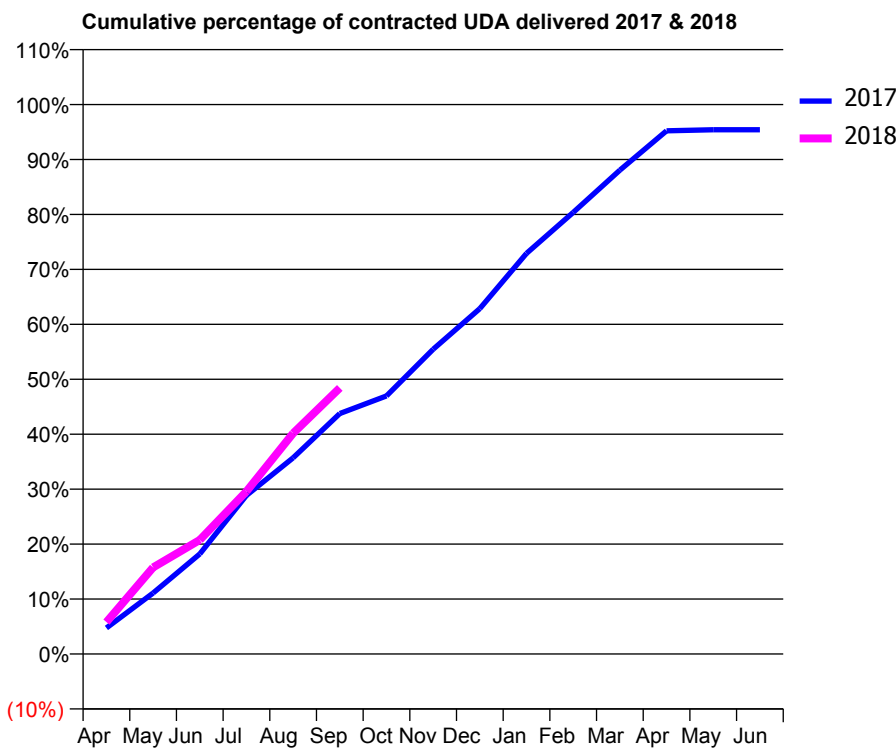
17/18 Contracted general activity (UDA)	1,450
Carry forward general activity (UDA)	0
17/18 Contracted orthodontic activity (UOA)	0
Carry forward orthodontic activity (UOA)	0
Baseline contract value	£39,344.35

ACCESS*

Patients seen in 24 months	Total	Change since previous quarter
Quarter ending September 2016	480	
Quarter ending December 2016	485	→
Quarter ending March 2017	518	↑
Quarter ending June 2017	540	↑
Quarter ending September 2017	556	↑
Variance since September 2016	15.8%	↑



ACTIVITY



Month	Adjusted Scheduled Activity (UDA)	
	2017	2018
April	69	84
May	161	228
June	264	301
July	418	429
August	518	582
September	635	702
October	681	
November	804	
December	912	
January	1,057	
February	1,165	
March	1,277	
April	1,380	
May	1,383	
June	1,383	

QUALITY

	Quantity	Base Number	Contract	AT	Region	England
% of FP17s for the same patient ID Re-attending within 3 months - Children	58	361	16.1%	10.0%	11.4%	11.9%
% of FP17s for the same patient ID Re-attending within 3 months - Adults	30	115	26.1%	14.5%	15.7%	15.9%
% of FP17s for the same patient ID Re-attending between 3 & 9 months - Children	174	361	48.2%	59.6%	60.6%	58.1%
% of FP17s for the same patient ID Re-attending between 3 & 9 months - Adults	24	115	20.9%	51.0%	52.0%	50.6%
% of FP17s for Band 1 Urgent Courses	66	415	15.9%	10.3%	9.6%	9.1%
% of FP17s Relating to Free Repair or Replacements	0	415	0.0%	0.9%	0.7%	0.8%
% of FP17s Relating to Continuations	0	415	0.0%	1.1%	1.0%	1.1%
% of Patients satisfied with the dentistry they have received	2	2	N/A	91.9%	91.6%	91.4%
% of Patients satisfied with the time they had to wait for an appointment	2	2	N/A	86.7%	87.9%	87.7%

* This is based on patients treated on this contract for their most recent course of treatment. Figures in italics indicate the base number of FP17s or Patient Questionnaire responses are less than 100. N/A is shown where the base number of responses is less than 10 during the period. % is calculated as Quantity/Base number*100

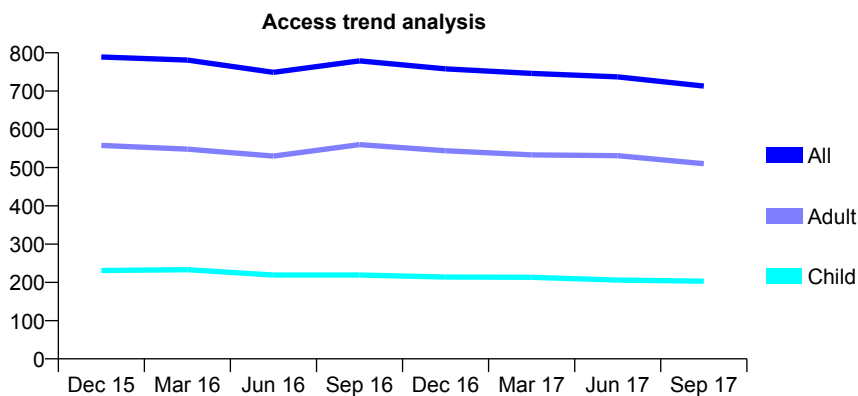
Q66 - Vital Signs At a Glance Contract Report for 809780/0002 - September 2017

Name or company name	MR MJ WINES
Contract type name	GDS Contract
Purpose of contract	General
Contract start date	01/02/2012
Contract end date	

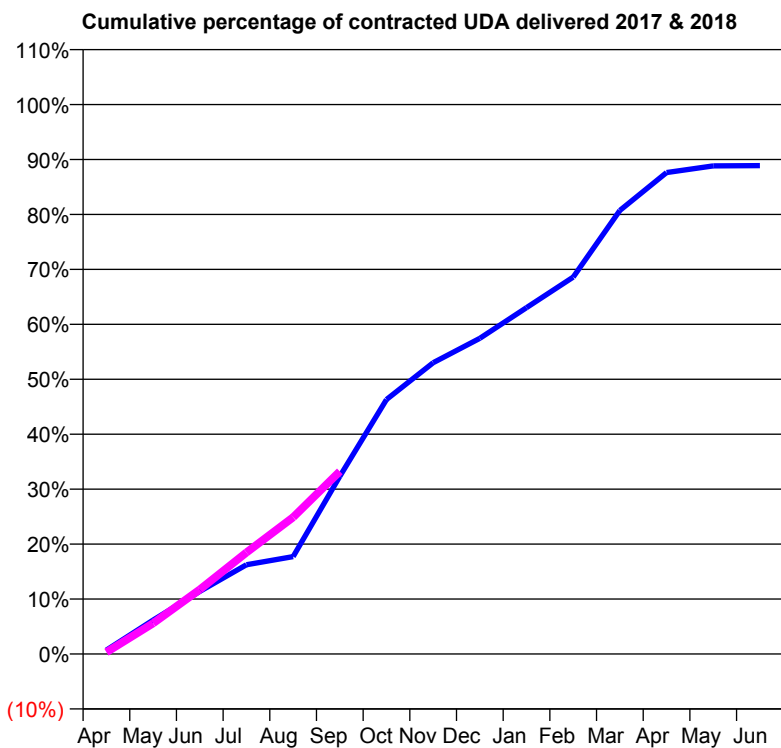
17/18 Contracted general activity (UDA)	1,998
Carry forward general activity (UDA)	0
17/18 Contracted orthodontic activity (UOA)	0
Carry forward orthodontic activity (UOA)	0
Baseline contract value	£46,585.43

ACCESS*

Patients seen in 24 months	Total	Change since previous quarter
Quarter ending September 2016	779	
Quarter ending December 2016	758	↓
Quarter ending March 2017	746	↓
Quarter ending June 2017	737	↓
Quarter ending September 2017	713	↓
Variance since September 2016	(8.5%)	↓



ACTIVITY



Adjusted Scheduled Activity (UDA)		
Month	2017	2018
April	14	6
May	123	112
June	227	234
July	325	369
August	354	497
September	646	664
October	925	
November	1,059	
December	1,148	
January	1,259	
February	1,371	
March	1,613	
April	1,751	
May	1,775	
June	1,776	

QUALITY

	Quantity	Base Number	Contract	AT	Region	England
% of FP17s for the same patient ID Re-attending within 3 months - Children	8	172	4.7%	10.0%	11.4%	11.9%
% of FP17s for the same patient ID Re-attending within 3 months - Adults	54	401	13.5%	14.5%	15.7%	15.9%
% of FP17s for the same patient ID Re-attending between 3 & 9 months - Children	116	172	67.4%	59.6%	60.6%	58.1%
% of FP17s for the same patient ID Re-attending between 3 & 9 months - Adults	235	401	58.6%	51.0%	52.0%	50.6%
% of FP17s for Band 1 Urgent Courses	36	473	7.6%	10.3%	9.6%	9.1%
% of FP17s Relating to Free Repair or Replacements	6	473	1.3%	0.9%	0.7%	0.8%
% of FP17s Relating to Continuations	4	473	0.8%	1.1%	1.0%	1.1%
% of Patients satisfied with the dentistry they have received	3	4	N/A	91.9%	91.6%	91.4%
% of Patients satisfied with the time they had to wait for an appointment	4	4	N/A	86.7%	87.9%	87.7%

* This is based on patients treated on this contract for their most recent course of treatment. Figures in italics indicate the base number of FP17s or Patient Questionnaire responses are less than 100. N/A is shown where the base number of responses is less than 10 during the period. % is calculated as Quantity/Base number*100

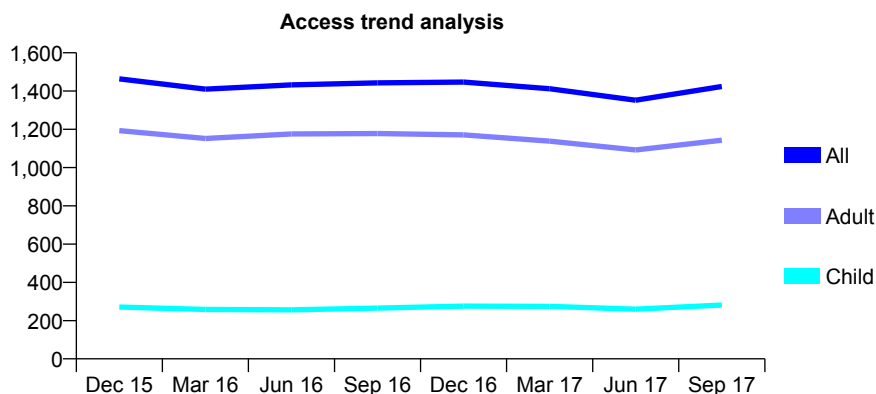
Q66 - Vital Signs At a Glance Contract Report for 810452/0001 - September 2017

Name or company name	MISS AR MACHIN
Contract type name	GDS Contract
Purpose of contract	General
Contract start date	01/04/2006
Contract end date	

17/18 Contracted general activity (UDA)	4,490
Carry forward general activity (UDA)	0
17/18 Contracted orthodontic activity (UOA)	0
Carry forward orthodontic activity (UOA)	0
Baseline contract value	£120,828.78

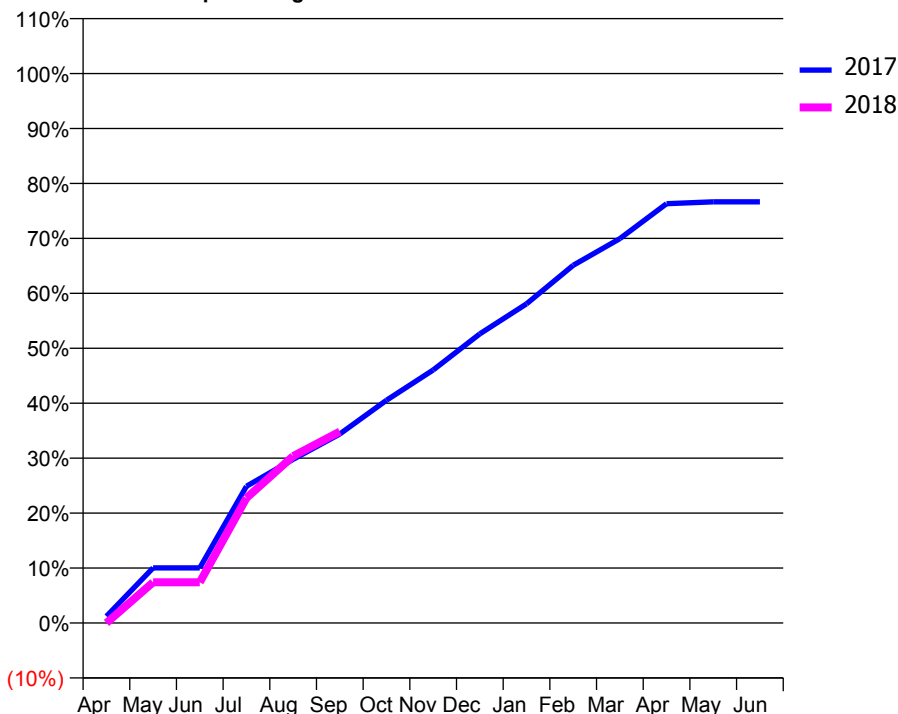
ACCESS*

Patients seen in 24 months	Total	Change since previous quarter
Quarter ending September 2016	1,443	
Quarter ending December 2016	1,447	→
Quarter ending March 2017	1,412	↓
Quarter ending June 2017	1,352	↓
Quarter ending September 2017	1,424	↑
Variance since September 2016	(1.3%)	↓



ACTIVITY

Cumulative percentage of contracted UDA delivered 2017 & 2018



Month	Adjusted Scheduled Activity (UDA)	
	2017	2018
April	55	0
May	450	333
June	450	333
July	1,118	1,021
August	1,338	1,363
September	1,544	1,564
October	1,820	
November	2,068	
December	2,363	
January	2,607	
February	2,923	
March	3,140	
April	3,426	
May	3,441	
June	3,441	

QUALITY

	Quantity	Base Number	Contract	AT	Region	England
% of FP17s for the same patient ID Re-attending within 3 months - Children	18	231	7.8%	10.0%	11.4%	11.9%
% of FP17s for the same patient ID Re-attending within 3 months - Adults	52	723	7.2%	14.5%	15.7%	15.9%
% of FP17s for the same patient ID Re-attending between 3 & 9 months - Children	130	231	56.3%	59.6%	60.6%	58.1%
% of FP17s for the same patient ID Re-attending between 3 & 9 months - Adults	201	723	27.8%	51.0%	52.0%	50.6%
% of FP17s for Band 1 Urgent Courses	24	806	3.0%	10.3%	9.6%	9.1%
% of FP17s Relating to Free Repair or Replacements	0	806	0.0%	0.9%	0.7%	0.8%
% of FP17s Relating to Continuations	6	806	0.7%	1.1%	1.0%	1.1%
% of Patients satisfied with the dentistry they have received	5	5	N/A	91.9%	91.6%	91.4%
% of Patients satisfied with the time they had to wait for an appointment	5	5	N/A	86.7%	87.9%	87.7%

* This is based on patients treated on this contract for their most recent course of treatment. Figures in italics indicate the base number of FP17s or Patient Questionnaire responses are less than 100. N/A is shown where the base number of responses is less than 10 during the period. % is calculated as Quantity/Base number*100

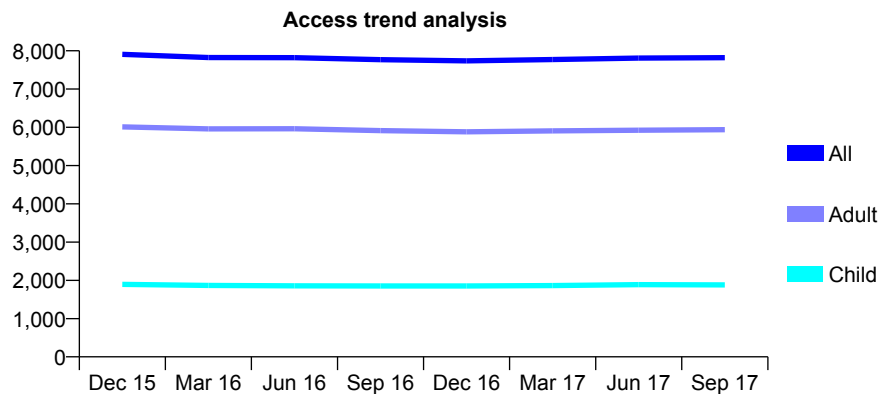
Q66 - Vital Signs At a Glance Contract Report for 810916/0001 - September 2017

Name or company name	Mr M Cusack-Leggett and Mr M Bains and
Contract type name	GDS Contract
Purpose of contract	General
Contract start date	01/04/2006
Contract end date	

17/18 Contracted general activity (UDA)	31,129
Carry forward general activity (UDA)	760
17/18 Contracted orthodontic activity (UOA)	0
Carry forward orthodontic activity (UOA)	0
Baseline contract value	£888,403.58

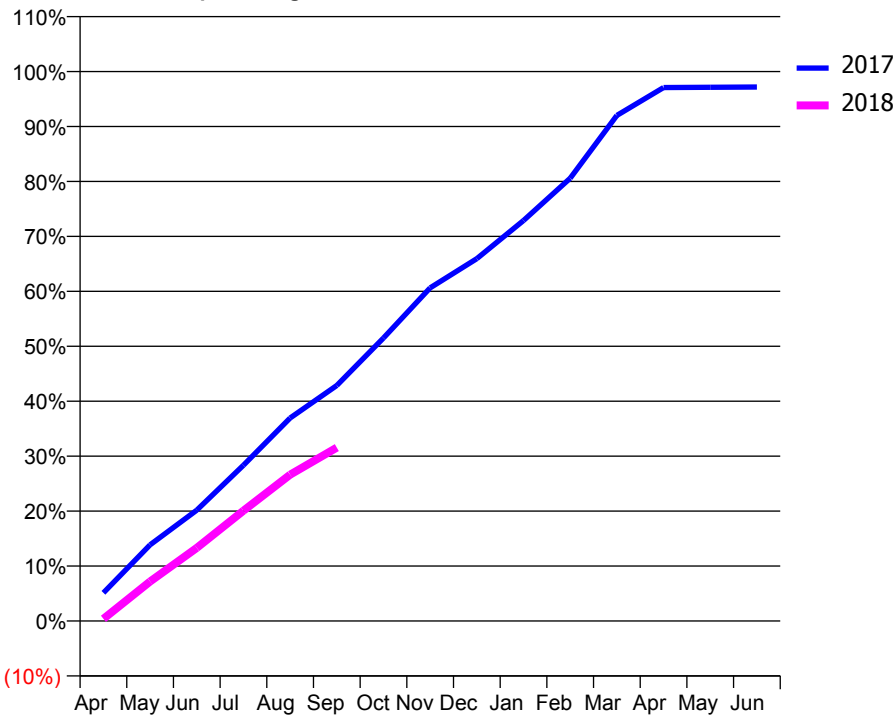
ACCESS*

Patients seen in 24 months	Total	Change since previous quarter
Quarter ending September 2016	7,767	
Quarter ending December 2016	7,736	→
Quarter ending March 2017	7,770	→
Quarter ending June 2017	7,811	→
Quarter ending September 2017	7,819	→
Variance since September 2016	0.7%	→



ACTIVITY

Cumulative percentage of contracted UDA delivered 2017 & 2018



Month	Adjusted Scheduled Activity (UDA)	
	2017	2018
April	1,393	123
May	3,760	2,243
June	5,472	4,146
July	7,694	6,250
August	10,021	8,292
September	11,628	9,826
October	13,972	
November	16,448	
December	17,892	
January	19,772	
February	21,862	
March	24,962	
April	26,339	
May	26,349	
June	26,365	

QUALITY

	Quantity	Base Number	Contract	AT	Region	England
% of FP17s for the same patient ID Re-attending within 3 months - Children	209	1,563	13.4%	10.0%	11.4%	11.9%
% of FP17s for the same patient ID Re-attending within 3 months - Adults	609	4,111	14.8%	14.5%	15.7%	15.9%
% of FP17s for the same patient ID Re-attending between 3 & 9 months - Children	861	1,563	55.1%	59.6%	60.6%	58.1%
% of FP17s for the same patient ID Re-attending between 3 & 9 months - Adults	2,309	4,111	56.2%	51.0%	52.0%	50.6%
% of FP17s for Band 1 Urgent Courses	328	5,023	6.5%	10.3%	9.6%	9.1%
% of FP17s Relating to Free Repair or Replacements	43	5,023	0.9%	0.9%	0.7%	0.8%
% of FP17s Relating to Continuations	38	5,023	0.8%	1.1%	1.0%	1.1%
% of Patients satisfied with the dentistry they have received	20	22	90.9%	91.9%	91.6%	91.4%
% of Patients satisfied with the time they had to wait for an appointment	19	22	86.4%	86.7%	87.9%	87.7%

* This is based on patients treated on this contract for their most recent course of treatment. Figures in italics indicate the base number of FP17s or Patient Questionnaire responses are less than 100. N/A is shown where the base number of responses is less than 10 during the period. % is calculated as Quantity/Base number*100

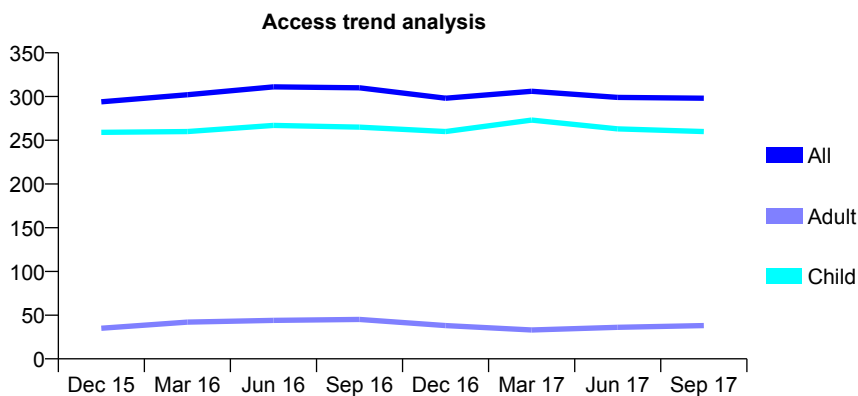
Q66 - Vital Signs At a Glance Contract Report for 814466/0001 - September 2017

Name or company name	MISS KA PEARTON
Contract type name	GDS Contract
Purpose of contract	General
Contract start date	01/04/2006
Contract end date	

17/18 Contracted general activity (UDA)	700
Carry forward general activity (UDA)	0
17/18 Contracted orthodontic activity (UOA)	0
Carry forward orthodontic activity (UOA)	0
Baseline contract value	£17,341.86

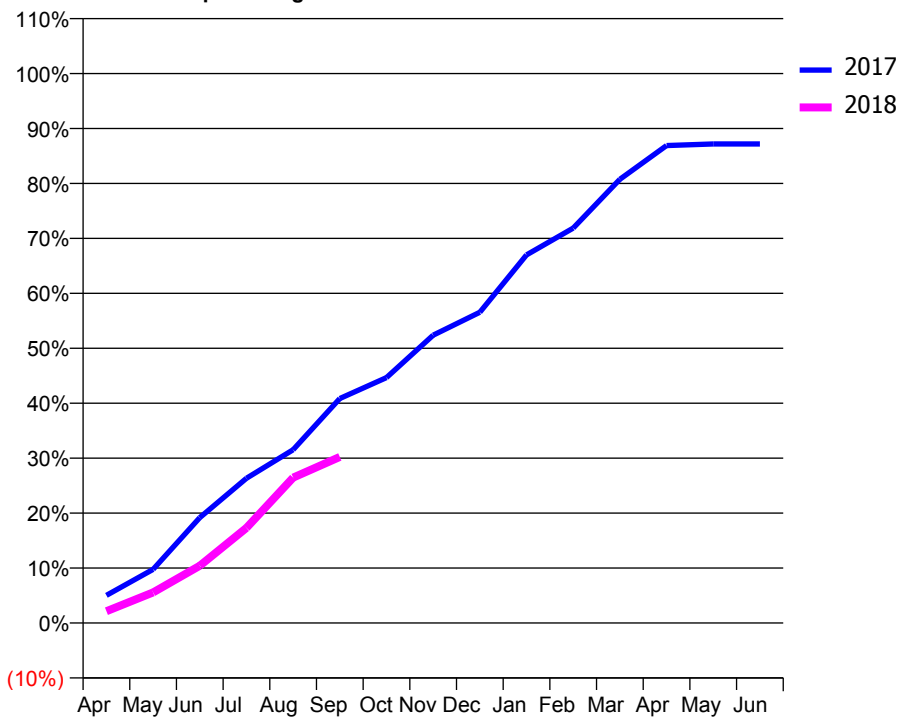
ACCESS*

Patients seen in 24 months	Total	Change since previous quarter
Quarter ending September 2016	310	
Quarter ending December 2016	298	↓
Quarter ending March 2017	306	↑
Quarter ending June 2017	299	↓
Quarter ending September 2017	298	→
Variance since September 2016	(3.9%)	↓



ACTIVITY

Cumulative percentage of contracted UDA delivered 2017 & 2018



Month	Adjusted Scheduled Activity (UDA)	
	2017	2018
April	35	15
May	68	39
June	134	73
July	184	121
August	221	185
September	286	212
October	313	
November	367	
December	396	
January	469	
February	503	
March	565	
April	608	
May	610	
June	610	

QUALITY

	Quantity	Base Number	Contract	AT	Region	England
% of FP17s for the same patient ID Re-attending within 3 months - Children	8	204	3.9%	10.0%	11.4%	11.9%
% of FP17s for the same patient ID Re-attending within 3 months - Adults	0	0	N/A	14.5%	15.7%	15.9%
% of FP17s for the same patient ID Re-attending between 3 & 9 months - Children	149	204	73.0%	59.6%	60.6%	58.1%
% of FP17s for the same patient ID Re-attending between 3 & 9 months - Adults	0	0	N/A	51.0%	52.0%	50.6%
% of FP17s for Band 1 Urgent Courses	3	173	1.7%	10.3%	9.6%	9.1%
% of FP17s Relating to Free Repair or Replacements	0	173	0.0%	0.9%	0.7%	0.8%
% of FP17s Relating to Continuations	0	173	0.0%	1.1%	1.0%	1.1%
% of Patients satisfied with the dentistry they have received	0	0	N/A	91.9%	91.6%	91.4%
% of Patients satisfied with the time they had to wait for an appointment	0	0	N/A	86.7%	87.9%	87.7%

* This is based on patients treated on this contract for their most recent course of treatment. Figures in italics indicate the base number of FP17s or Patient Questionnaire responses are less than 100. N/A is shown where the base number of responses is less than 10 during the period. % is calculated as Quantity/Base number*100

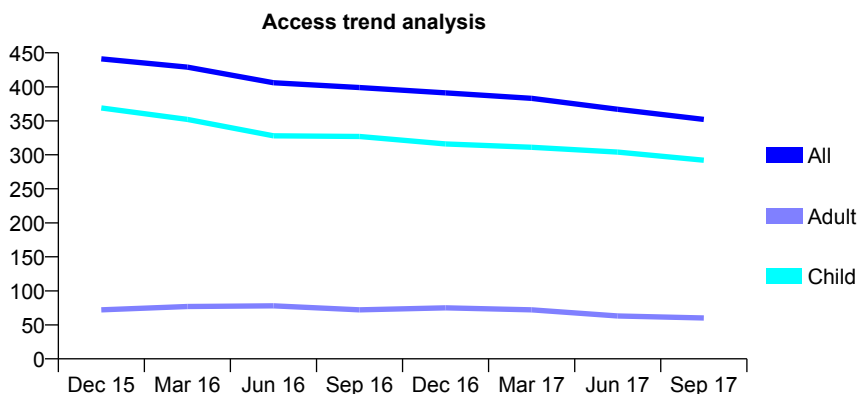
Q66 - Vital Signs At a Glance Contract Report for 817503/0001 - September 2017

Name or company name	MISS JE DOYLE
Contract type name	GDS Contract
Purpose of contract	General
Contract start date	01/04/2006
Contract end date	

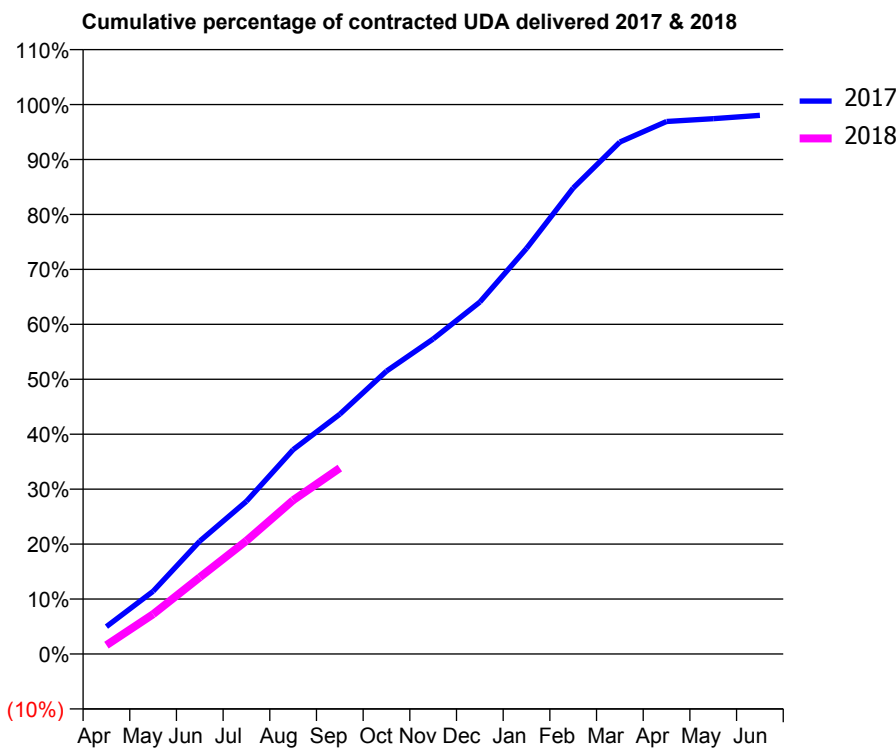
17/18 Contracted general activity (UDA)	803
Carry forward general activity (UDA)	16
17/18 Contracted orthodontic activity (UOA)	0
Carry forward orthodontic activity (UOA)	0
Baseline contract value	£18,430.15

ACCESS*

Patients seen in 24 months	Total	Change since previous quarter
Quarter ending September 2016	399	
Quarter ending December 2016	391	↓
Quarter ending March 2017	383	↓
Quarter ending June 2017	367	↓
Quarter ending September 2017	352	↓
Variance since September 2016	(11.8%)	↓



ACTIVITY



Month	Adjusted Scheduled Activity (UDA)	
	2017	2018
April	40	13
May	92	58
June	165	112
July	223	166
August	299	225
September	350	272
October	413	
November	460	
December	514	
January	593	
February	681	
March	748	
April	778	
May	782	
June	787	

QUALITY

	Quantity	Base Number	Contract	AT	Region	England
% of FP17s for the same patient ID Re-attending within 3 months - Children	9	244	3.7%	10.0%	11.4%	11.9%
% of FP17s for the same patient ID Re-attending within 3 months - Adults	0	15	0.0%	14.5%	15.7%	15.9%
% of FP17s for the same patient ID Re-attending between 3 & 9 months - Children	182	244	74.6%	59.6%	60.6%	58.1%
% of FP17s for the same patient ID Re-attending between 3 & 9 months - Adults	10	15	66.7%	51.0%	52.0%	50.6%
% of FP17s for Band 1 Urgent Courses	4	241	1.7%	10.3%	9.6%	9.1%
% of FP17s Relating to Free Repair or Replacements	0	241	0.0%	0.9%	0.7%	0.8%
% of FP17s Relating to Continuations	0	241	0.0%	1.1%	1.0%	1.1%
% of Patients satisfied with the dentistry they have received	0	0	N/A	91.9%	91.6%	91.4%
% of Patients satisfied with the time they had to wait for an appointment	0	0	N/A	86.7%	87.9%	87.7%

* This is based on patients treated on this contract for their most recent course of treatment. Figures in italics indicate the base number of FP17s or Patient Questionnaire responses are less than 100. N/A is shown where the base number of responses is less than 10 during the period. % is calculated as Quantity/Base number*100

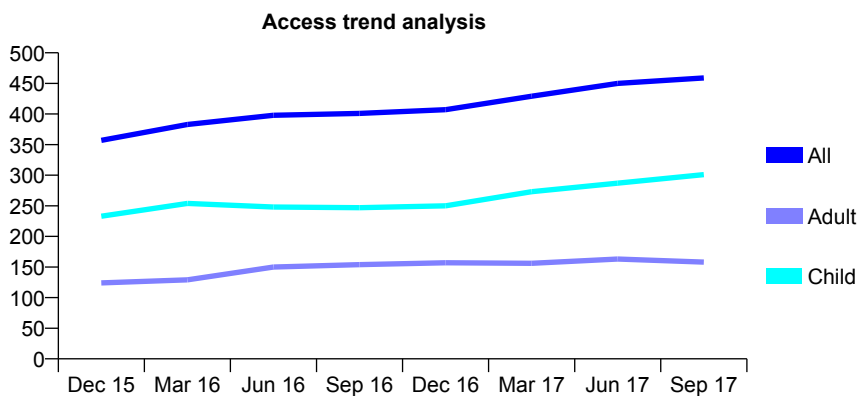
Q66 - Vital Signs At a Glance Contract Report for 817694/0001 - September 2017

Name or company name	The Manor House Dental
Contract type name	GDS Contract
Purpose of contract	General
Contract start date	01/04/2006
Contract end date	

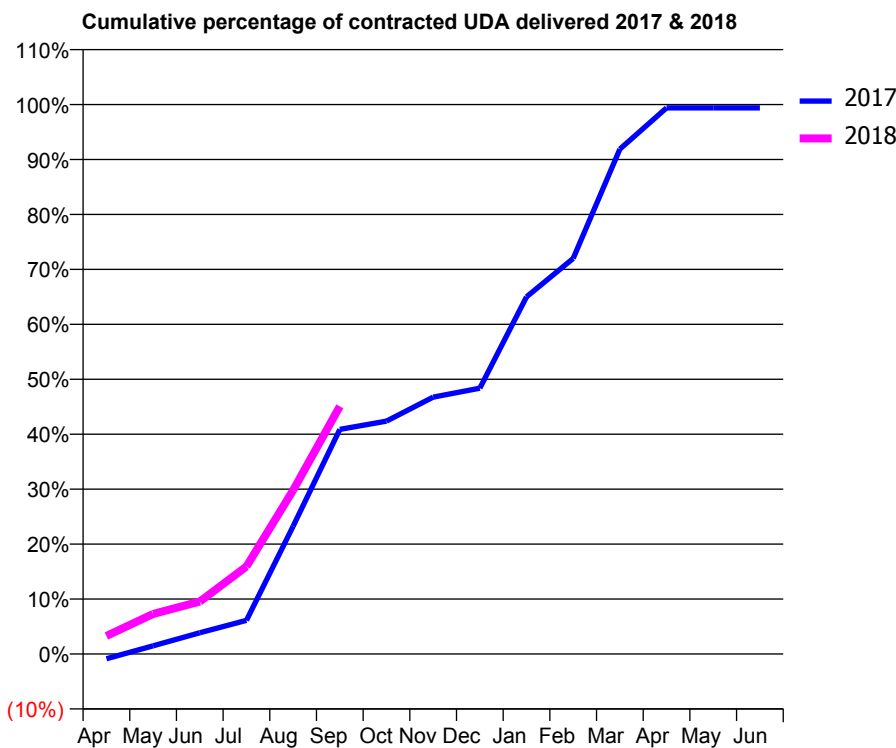
17/18 Contracted general activity (UDA)	800
Carry forward general activity (UDA)	5
17/18 Contracted orthodontic activity (UOA)	0
Carry forward orthodontic activity (UOA)	0
Baseline contract value	£19,123.49

ACCESS*

Patients seen in 24 months	Total	Change since previous quarter
Quarter ending September 2016	401	
Quarter ending December 2016	407	→
Quarter ending March 2017	429	↑
Quarter ending June 2017	450	↑
Quarter ending September 2017	459	↑
Variance since September 2016	14.5%	↑



ACTIVITY



Month	Adjusted Scheduled Activity (UDA)	
	2017	2018
April	-7	26
May	12	58
June	31	76
July	49	127
August	186	238
September	327	361
October	339	
November	374	
December	387	
January	520	
February	576	
March	735	
April	795	
May	795	
June	795	

QUALITY

	Quantity	Base Number	Contract	AT	Region	England
% of FP17s for the same patient ID Re-attending within 3 months - Children	10	271	3.7%	10.0%	11.4%	11.9%
% of FP17s for the same patient ID Re-attending within 3 months - Adults	0	62	0.0%	14.5%	15.7%	15.9%
% of FP17s for the same patient ID Re-attending between 3 & 9 months - Children	199	271	73.4%	59.6%	60.6%	58.1%
% of FP17s for the same patient ID Re-attending between 3 & 9 months - Adults	24	62	38.7%	51.0%	52.0%	50.6%
% of FP17s for Band 1 Urgent Courses	3	299	1.0%	10.3%	9.6%	9.1%
% of FP17s Relating to Free Repair or Replacements	0	299	0.0%	0.9%	0.7%	0.8%
% of FP17s Relating to Continuations	1	299	0.3%	1.1%	1.0%	1.1%
% of Patients satisfied with the dentistry they have received	0	1	N/A	91.9%	91.6%	91.4%
% of Patients satisfied with the time they had to wait for an appointment	1	1	N/A	86.7%	87.9%	87.7%

* This is based on patients treated on this contract for their most recent course of treatment. Figures in italics indicate the base number of FP17s or Patient Questionnaire responses are less than 100. N/A is shown where the base number of responses is less than 10 during the period. % is calculated as Quantity/Base number*100

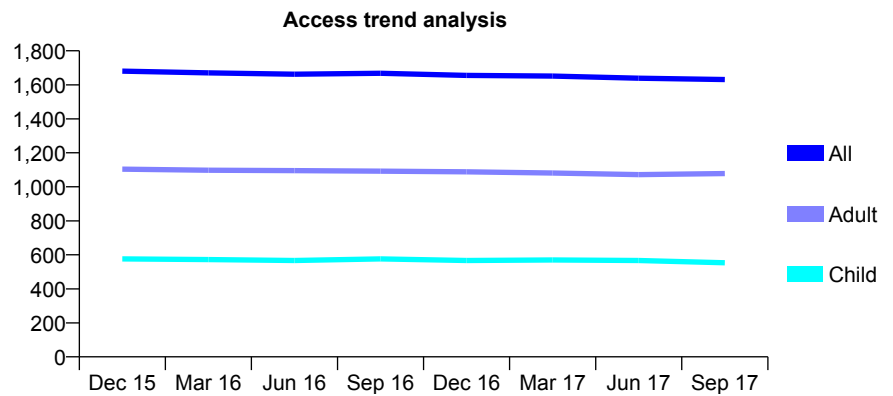
Q66 - Vital Signs At a Glance Contract Report for 824119/0001 - September 2017

Name or company name	MR NA HARRIS
Contract type name	GDS Contract
Purpose of contract	General
Contract start date	01/04/2006
Contract end date	

17/18 Contracted general activity (UDA)	5,038
Carry forward general activity (UDA)	0
17/18 Contracted orthodontic activity (UOA)	0
Carry forward orthodontic activity (UOA)	0
Baseline contract value	£111,758.07

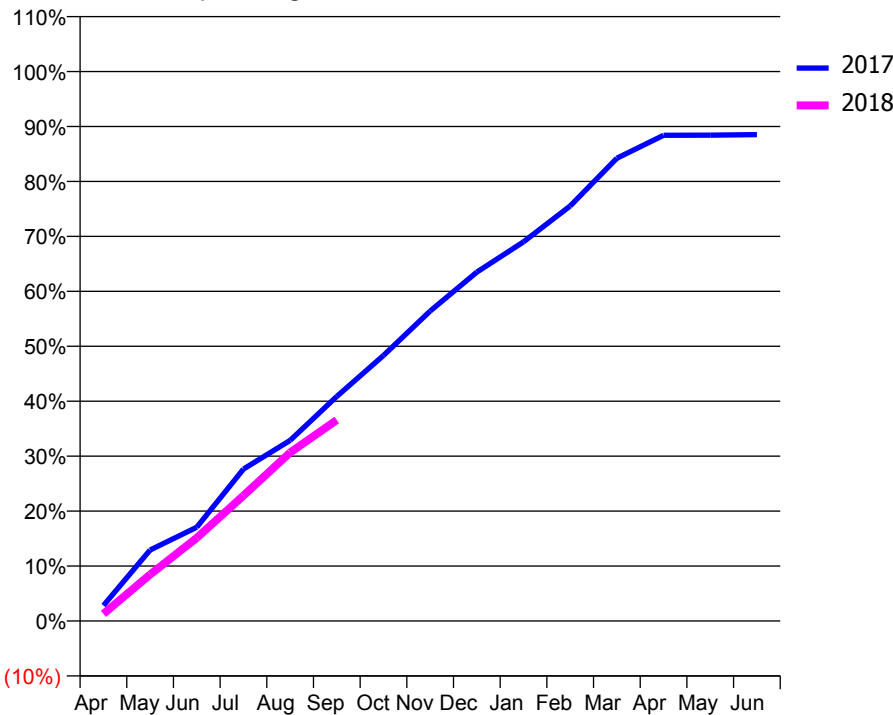
ACCESS*

Patients seen in 24 months	Total	Change since previous quarter
Quarter ending September 2016	1,668	
Quarter ending December 2016	1,655	→
Quarter ending March 2017	1,651	→
Quarter ending June 2017	1,639	→
Quarter ending September 2017	1,631	→
Variance since September 2016	(2.2%)	↓



ACTIVITY

Cumulative percentage of contracted UDA delivered 2017 & 2018



Month	Adjusted Scheduled Activity (UDA)	
	2017	2018
April	143	65
May	652	427
June	860	762
July	1,393	1,150
August	1,656	1,544
September	2,060	1,844
October	2,435	
November	2,842	
December	3,199	
January	3,476	
February	3,806	
March	4,243	
April	4,454	
May	4,455	
June	4,459	

QUALITY

	Quantity	Base Number	Contract	AT	Region	England
% of FP17s for the same patient ID Re-attending within 3 months - Children	36	431	8.4%	10.0%	11.4%	11.9%
% of FP17s for the same patient ID Re-attending within 3 months - Adults	114	878	13.0%	14.5%	15.7%	15.9%
% of FP17s for the same patient ID Re-attending between 3 & 9 months - Children	280	431	65.0%	59.6%	60.6%	58.1%
% of FP17s for the same patient ID Re-attending between 3 & 9 months - Adults	634	878	72.2%	51.0%	52.0%	50.6%
% of FP17s for Band 1 Urgent Courses	93	1,171	7.9%	10.3%	9.6%	9.1%
% of FP17s Relating to Free Repair or Replacements	1	1,171	0.1%	0.9%	0.7%	0.8%
% of FP17s Relating to Continuations	0	1,171	0.0%	1.1%	1.0%	1.1%
% of Patients satisfied with the dentistry they have received	2	4	N/A	91.9%	91.6%	91.4%
% of Patients satisfied with the time they had to wait for an appointment	4	4	N/A	86.7%	87.9%	87.7%

* This is based on patients treated on this contract for their most recent course of treatment. Figures in italics indicate the base number of FP17s or Patient Questionnaire responses are less than 100. N/A is shown where the base number of responses is less than 10 during the period. % is calculated as Quantity/Base number*100

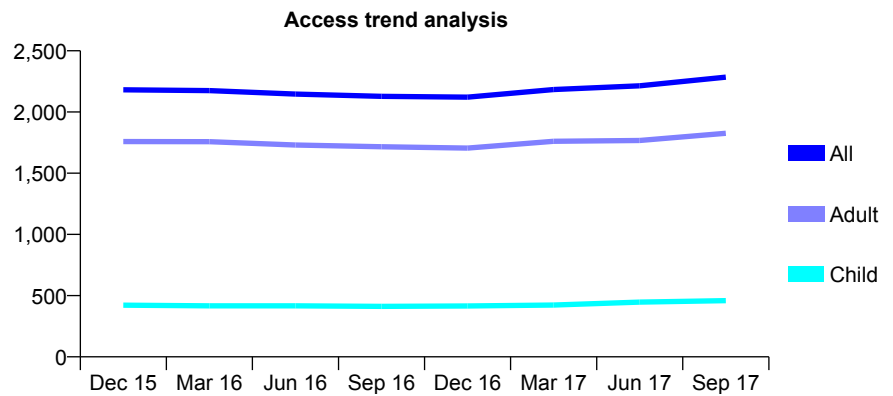
Q66 - Vital Signs At a Glance Contract Report for 830860/0001 - September 2017

Name or company name	Simon Channing and Sally Button
Contract type name	GDS Contract
Purpose of contract	General
Contract start date	01/08/2009
Contract end date	

17/18 Contracted general activity (UDA)	7,000
Carry forward general activity (UDA)	-15
17/18 Contracted orthodontic activity (UOA)	0
Carry forward orthodontic activity (UOA)	0
Baseline contract value	£210,215.20

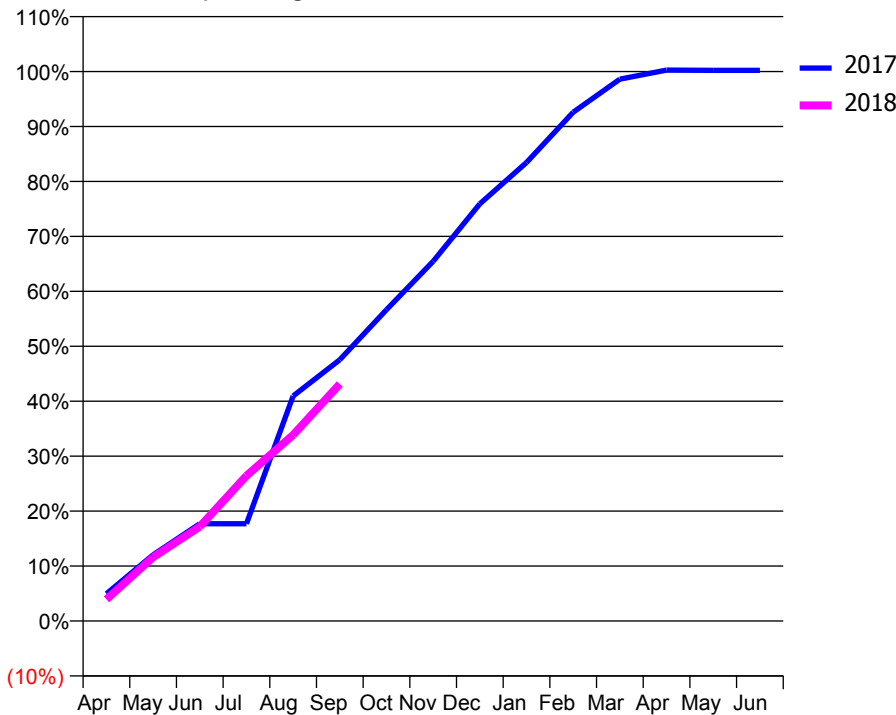
ACCESS*

Patients seen in 24 months	Total	Change since previous quarter
Quarter ending September 2016	2,128	
Quarter ending December 2016	2,121	→
Quarter ending March 2017	2,184	↑
Quarter ending June 2017	2,214	→
Quarter ending September 2017	2,285	↑
Variance since September 2016	7.4%	↑



ACTIVITY

Cumulative percentage of contracted UDA delivered 2017 & 2018



Month	Adjusted Scheduled Activity (UDA)	
	2017	2018
April	348	276
May	844	812
June	1,239	1,203
July	1,239	1,850
August	2,866	2,370
September	3,328	3,020
October	3,965	
November	4,582	
December	5,314	
January	5,840	
February	6,481	
March	6,903	
April	7,018	
May	7,015	
June	7,015	

QUALITY

	Quantity	Base Number	Contract	AT	Region	England
% of FP17s for the same patient ID Re-attending within 3 months - Children	22	398	5.5%	10.0%	11.4%	11.9%
% of FP17s for the same patient ID Re-attending within 3 months - Adults	233	1,384	16.8%	14.5%	15.7%	15.9%
% of FP17s for the same patient ID Re-attending between 3 & 9 months - Children	254	398	63.8%	59.6%	60.6%	58.1%
% of FP17s for the same patient ID Re-attending between 3 & 9 months - Adults	758	1,384	54.8%	51.0%	52.0%	50.6%
% of FP17s for Band 1 Urgent Courses	199	1,728	11.5%	10.3%	9.6%	9.1%
% of FP17s Relating to Free Repair or Replacements	12	1,728	0.7%	0.9%	0.7%	0.8%
% of FP17s Relating to Continuations	19	1,728	1.1%	1.1%	1.0%	1.1%
% of Patients satisfied with the dentistry they have received	8	8	N/A	91.9%	91.6%	91.4%
% of Patients satisfied with the time they had to wait for an appointment	8	8	N/A	86.7%	87.9%	87.7%

* This is based on patients treated on this contract for their most recent course of treatment. Figures in italics indicate the base number of FP17s or Patient Questionnaire responses are less than 100. N/A is shown where the base number of responses is less than 10 during the period. % is calculated as Quantity/Base number*100

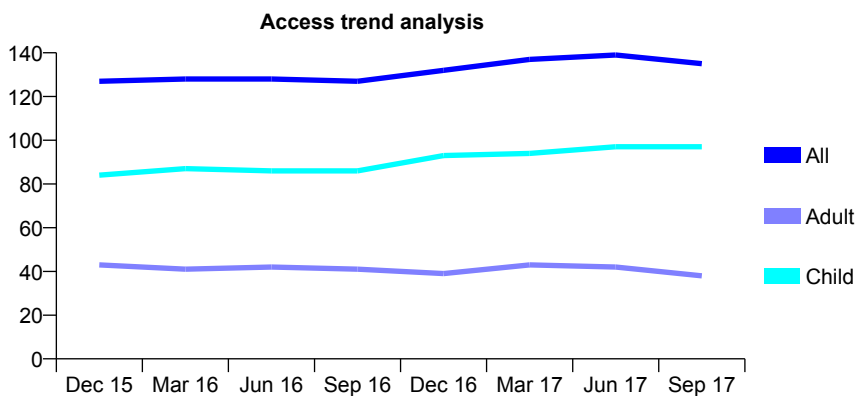
Q66 - Vital Signs At a Glance Contract Report for 831689/0001 - September 2017

Name or company name	MR JN TERRY
Contract type name	GDS Contract
Purpose of contract	General
Contract start date	01/04/2006
Contract end date	

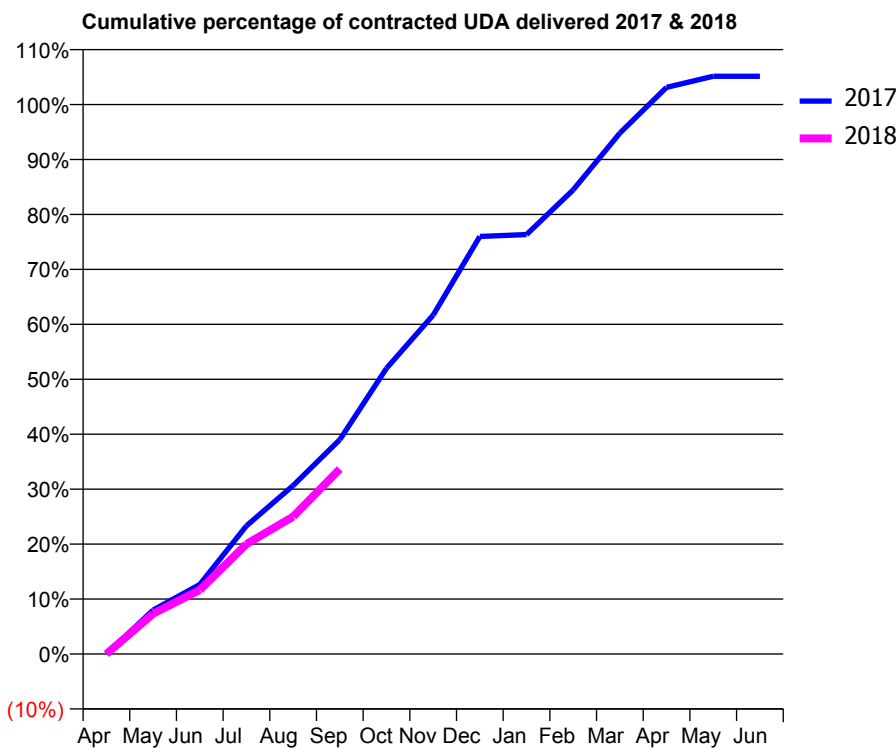
17/18 Contracted general activity (UDA)	300
Carry forward general activity (UDA)	0
17/18 Contracted orthodontic activity (UOA)	0
Carry forward orthodontic activity (UOA)	0
Baseline contract value	£7,088.71

ACCESS*

Patients seen in 24 months	Total	Change since previous quarter
Quarter ending September 2016	127	
Quarter ending December 2016	132	↑
Quarter ending March 2017	137	↑
Quarter ending June 2017	139	→
Quarter ending September 2017	135	↓
Variance since September 2016	6.3%	↑



ACTIVITY



Adjusted Scheduled Activity (UDA)		
Month	2017	2018
April	0	0
May	24	22
June	38	35
July	70	60
August	92	75
September	117	101
October	156	
November	185	
December	228	
January	229	
February	253	
March	284	
April	309	
May	315	
June	315	

QUALITY

	Quantity	Base Number	Contract	AT	Region	England
% of FP17s for the same patient ID Re-attending within 3 months - Children	20	102	19.6%	10.0%	11.4%	11.9%
% of FP17s for the same patient ID Re-attending within 3 months - Adults	3	17	17.6%	14.5%	15.7%	15.9%
% of FP17s for the same patient ID Re-attending between 3 & 9 months - Children	56	102	54.9%	59.6%	60.6%	58.1%
% of FP17s for the same patient ID Re-attending between 3 & 9 months - Adults	8	17	47.1%	51.0%	52.0%	50.6%
% of FP17s for Band 1 Urgent Courses	0	94	0.0%	10.3%	9.6%	9.1%
% of FP17s Relating to Free Repair or Replacements	0	94	0.0%	0.9%	0.7%	0.8%
% of FP17s Relating to Continuations	0	94	0.0%	1.1%	1.0%	1.1%
% of Patients satisfied with the dentistry they have received	0	0	N/A	91.9%	91.6%	91.4%
% of Patients satisfied with the time they had to wait for an appointment	0	0	N/A	86.7%	87.9%	87.7%

* This is based on patients treated on this contract for their most recent course of treatment. Figures in italics indicate the base number of FP17s or Patient Questionnaire responses are less than 100. N/A is shown where the base number of responses is less than 10 during the period. % is calculated as Quantity/Base number*100

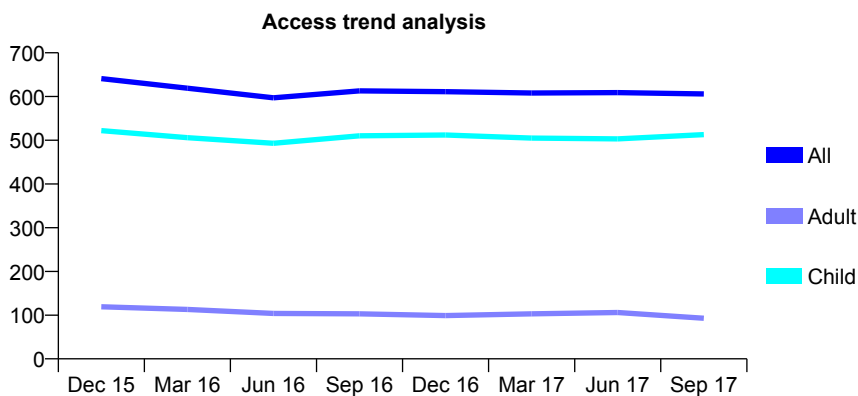
Q66 - Vital Signs At a Glance Contract Report for 833207/0001 - September 2017

Name or company name	MR MR ADAMS
Contract type name	GDS Contract
Purpose of contract	General
Contract start date	01/04/2006
Contract end date	

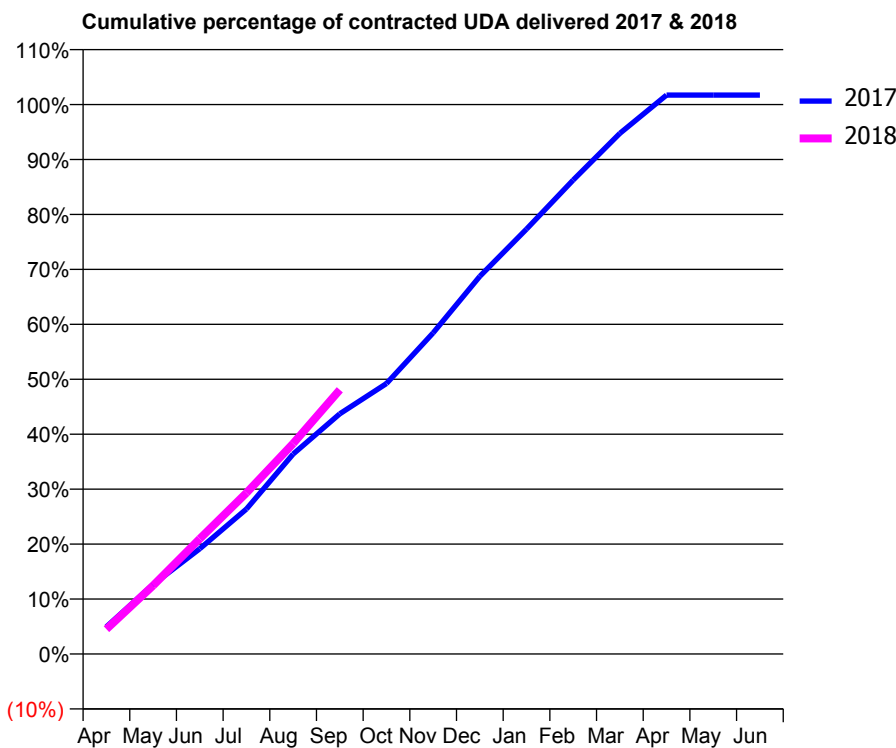
17/18 Contracted general activity (UDA)	1,110
Carry forward general activity (UDA)	-19
17/18 Contracted orthodontic activity (UOA)	0
Carry forward orthodontic activity (UOA)	0
Baseline contract value	£27,812.87

ACCESS*

Patients seen in 24 months	Total	Change since previous quarter
Quarter ending September 2016	613	
Quarter ending December 2016	611	→
Quarter ending March 2017	608	→
Quarter ending June 2017	609	→
Quarter ending September 2017	606	→
Variance since September 2016	(1.1%)	↓



ACTIVITY



Month	Adjusted Scheduled Activity (UDA)	
	2017	2018
April	55	50
May	141	138
June	213	233
July	293	326
August	404	425
September	485	534
October	546	
November	649	
December	763	
January	858	
February	957	
March	1,052	
April	1,129	
May	1,129	
June	1,129	

QUALITY

	Quantity	Base Number	Contract	AT	Region	England
% of FP17s for the same patient ID Re-attending within 3 months - Children	26	376	6.9%	10.0%	11.4%	11.9%
% of FP17s for the same patient ID Re-attending within 3 months - Adults	1	31	3.2%	14.5%	15.7%	15.9%
% of FP17s for the same patient ID Re-attending between 3 & 9 months - Children	213	376	56.6%	59.6%	60.6%	58.1%
% of FP17s for the same patient ID Re-attending between 3 & 9 months - Adults	22	31	71.0%	51.0%	52.0%	50.6%
% of FP17s for Band 1 Urgent Courses	14	368	3.8%	10.3%	9.6%	9.1%
% of FP17s Relating to Free Repair or Replacements	0	368	0.0%	0.9%	0.7%	0.8%
% of FP17s Relating to Continuations	2	368	0.5%	1.1%	1.0%	1.1%
% of Patients satisfied with the dentistry they have received	0	0	N/A	91.9%	91.6%	91.4%
% of Patients satisfied with the time they had to wait for an appointment	0	0	N/A	86.7%	87.9%	87.7%

* This is based on patients treated on this contract for their most recent course of treatment. Figures in italics indicate the base number of FP17s or Patient Questionnaire responses are less than 100. N/A is shown where the base number of responses is less than 10 during the period. % is calculated as Quantity/Base number*100

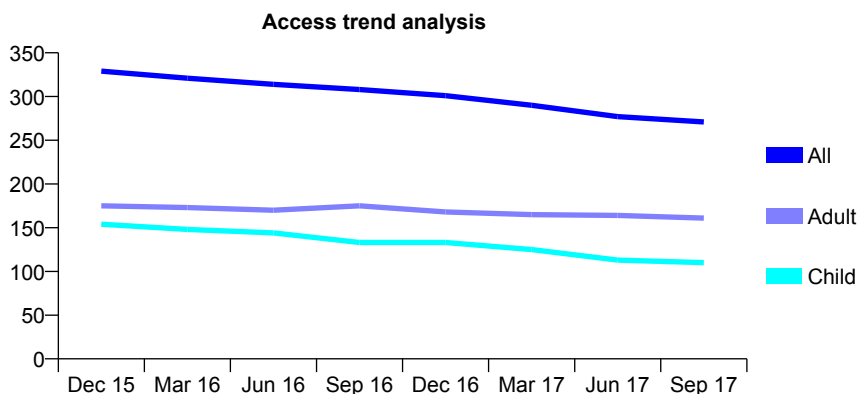
Q66 - Vital Signs At a Glance Contract Report for 843350/0001 - September 2017

Name or company name	MR R ORDI
Contract type name	GDS Contract
Purpose of contract	General
Contract start date	01/04/2006
Contract end date	

17/18 Contracted general activity (UDA)	1,500
Carry forward general activity (UDA)	0
17/18 Contracted orthodontic activity (UOA)	0
Carry forward orthodontic activity (UOA)	0
Baseline contract value	£36,288.29

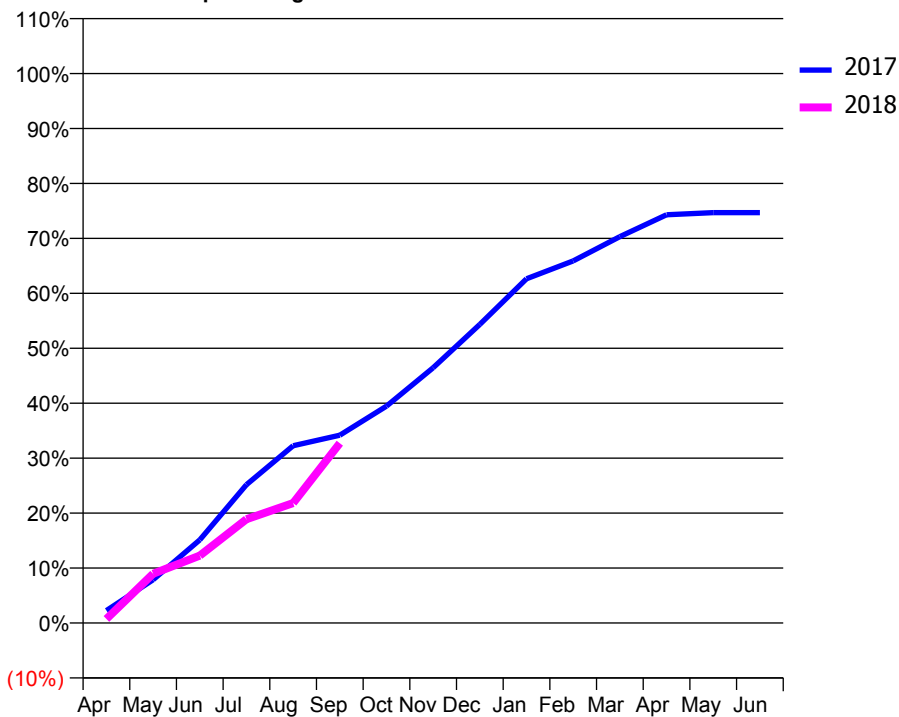
ACCESS*

Patients seen in 24 months	Total	Change since previous quarter
Quarter ending September 2016	308	
Quarter ending December 2016	301	↓
Quarter ending March 2017	290	↓
Quarter ending June 2017	277	↓
Quarter ending September 2017	271	↓
Variance since September 2016	(12.0%)	↓



ACTIVITY

Cumulative percentage of contracted UDA delivered 2017 & 2018



Adjusted Scheduled Activity (UDA)

Month	2017	2018
April	34	11
May	118	135
June	227	184
July	378	283
August	484	327
September	513	491
October	592	
November	697	
December	815	
January	940	
February	988	
March	1,055	
April	1,114	
May	1,120	
June	1,120	

QUALITY

	Quantity	Base Number	Contract	AT	Region	England
% of FP17s for the same patient ID Re-attending within 3 months - Children	9	81	11.1%	10.0%	11.4%	11.9%
% of FP17s for the same patient ID Re-attending within 3 months - Adults	11	110	10.0%	14.5%	15.7%	15.9%
% of FP17s for the same patient ID Re-attending between 3 & 9 months - Children	53	81	65.4%	59.6%	60.6%	58.1%
% of FP17s for the same patient ID Re-attending between 3 & 9 months - Adults	75	110	68.2%	51.0%	52.0%	50.6%
% of FP17s for Band 1 Urgent Courses	20	170	11.8%	10.3%	9.6%	9.1%
% of FP17s Relating to Free Repair or Replacements	0	170	0.0%	0.9%	0.7%	0.8%
% of FP17s Relating to Continuations	1	170	0.6%	1.1%	1.0%	1.1%
% of Patients satisfied with the dentistry they have received	0	0	N/A	91.9%	91.6%	91.4%
% of Patients satisfied with the time they had to wait for an appointment	0	0	N/A	86.7%	87.9%	87.7%

* This is based on patients treated on this contract for their most recent course of treatment. Figures in italics indicate the base number of FP17s or Patient Questionnaire responses are less than 100. N/A is shown where the base number of responses is less than 10 during the period. % is calculated as Quantity/Base number*100

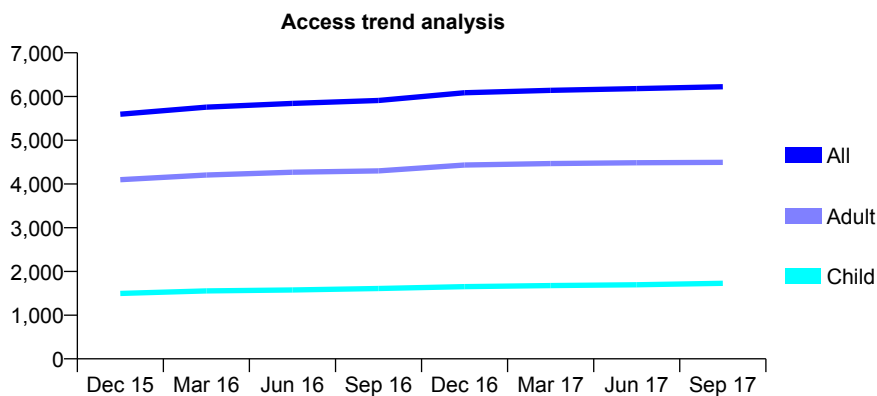
Q66 - Vital Signs At a Glance Contract Report for 852813/0001 - September 2017

Name or company name	MR R KRIEL
Contract type name	GDS Contract
Purpose of contract	General
Contract start date	01/07/2006
Contract end date	

17/18 Contracted general activity (UDA)	17,818
Carry forward general activity (UDA)	42
17/18 Contracted orthodontic activity (UOA)	0
Carry forward orthodontic activity (UOA)	0
Baseline contract value	£468,069.28

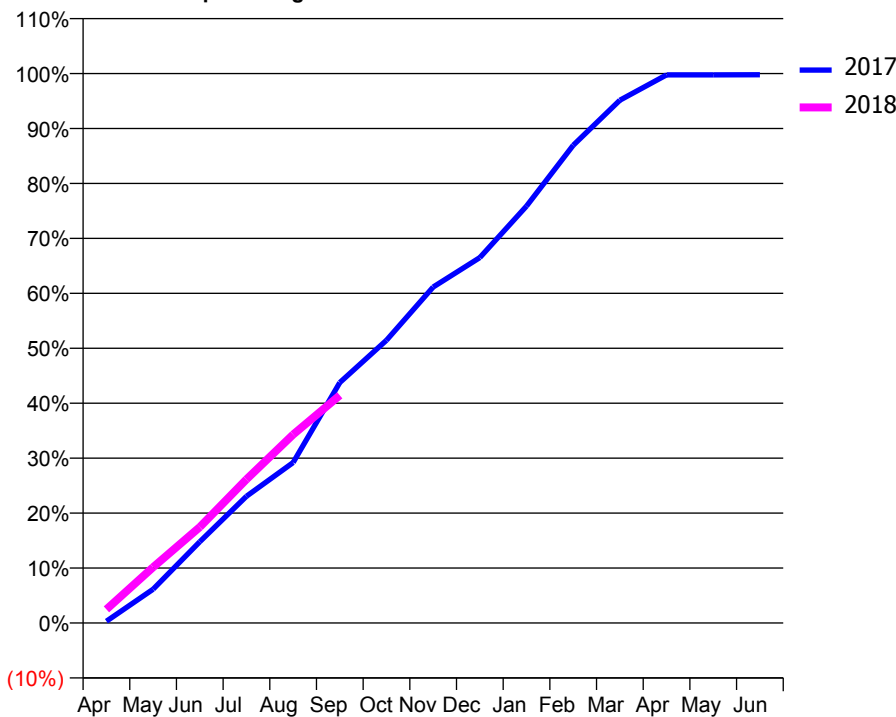
ACCESS*

Patients seen in 24 months	Total	Change since previous quarter
Quarter ending September 2016	5,910	
Quarter ending December 2016	6,085	↑
Quarter ending March 2017	6,142	→
Quarter ending June 2017	6,180	→
Quarter ending September 2017	6,223	→
Variance since September 2016	5.3%	↑



ACTIVITY

Cumulative percentage of contracted UDA delivered 2017 & 2018



Month	Adjusted Scheduled Activity (UDA)	
	2017	2018
April	57	443
May	1,096	1,809
June	2,634	3,110
July	4,108	4,660
August	5,203	6,111
September	7,800	7,382
October	9,169	
November	10,892	
December	11,851	
January	13,518	
February	15,491	
March	16,953	
April	17,772	
May	17,774	
June	17,776	

QUALITY

	Quantity	Base Number	Contract	AT	Region	England
% of FP17s for the same patient ID Re-attending within 3 months - Children	125	1,481	8.4%	10.0%	11.4%	11.9%
% of FP17s for the same patient ID Re-attending within 3 months - Adults	279	3,000	9.3%	14.5%	15.7%	15.9%
% of FP17s for the same patient ID Re-attending between 3 & 9 months - Children	1,001	1,481	67.6%	59.6%	60.6%	58.1%
% of FP17s for the same patient ID Re-attending between 3 & 9 months - Adults	1,751	3,000	58.4%	51.0%	52.0%	50.6%
% of FP17s for Band 1 Urgent Courses	132	4,067	3.2%	10.3%	9.6%	9.1%
% of FP17s Relating to Free Repair or Replacements	35	4,067	0.9%	0.9%	0.7%	0.8%
% of FP17s Relating to Continuations	11	4,067	0.3%	1.1%	1.0%	1.1%
% of Patients satisfied with the dentistry they have received	17	19	89.5%	91.9%	91.6%	91.4%
% of Patients satisfied with the time they had to wait for an appointment	16	19	84.2%	86.7%	87.9%	87.7%

* This is based on patients treated on this contract for their most recent course of treatment. Figures in italics indicate the base number of FP17s or Patient Questionnaire responses are less than 100. N/A is shown where the base number of responses is less than 10 during the period. % is calculated as Quantity/Base number*100

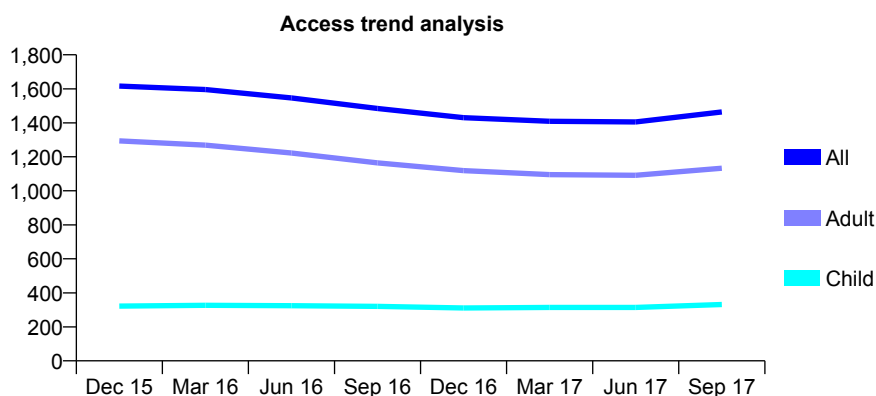
Q66 - Vital Signs At a Glance Contract Report for 861227/0001 - September 2017

Name or company name	MR GG ERICS
Contract type name	GDS Contract
Purpose of contract	General
Contract start date	15/12/2013
Contract end date	

17/18 Contracted general activity (UDA)	9,600
Carry forward general activity (UDA)	-160
17/18 Contracted orthodontic activity (UOA)	0
Carry forward orthodontic activity (UOA)	0
Baseline contract value	£248,659.59

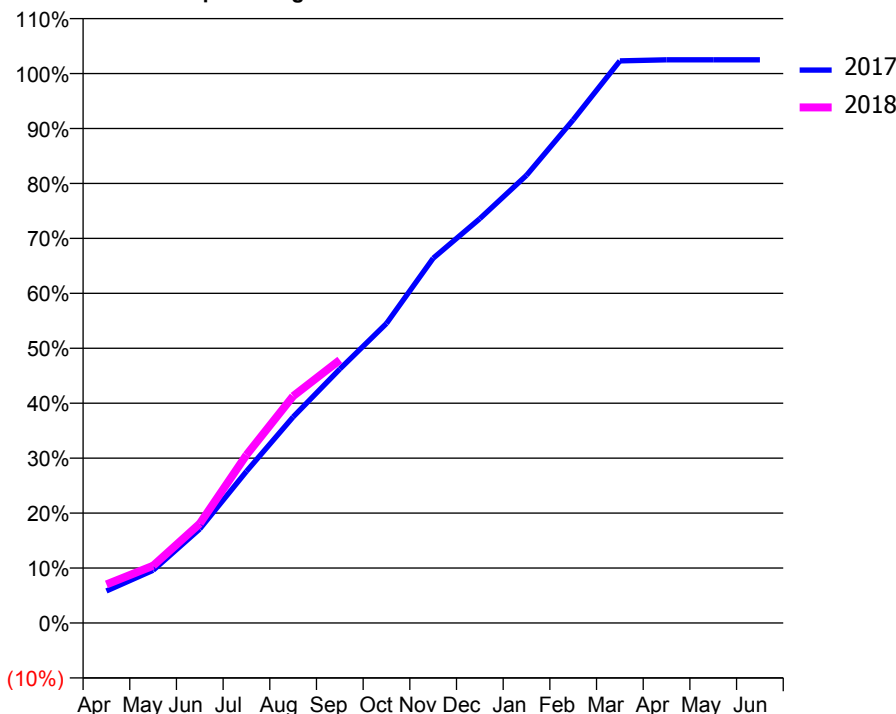
ACCESS*

Patients seen in 24 months	Total	Change since previous quarter
Quarter ending September 2016	1,484	
Quarter ending December 2016	1,430	↓
Quarter ending March 2017	1,409	↓
Quarter ending June 2017	1,405	→
Quarter ending September 2017	1,464	↑
Variance since September 2016	(1.3%)	↓



ACTIVITY

Cumulative percentage of contracted UDA delivered 2017 & 2018



Month	Adjusted Scheduled Activity (UDA)	
	2017	2018
April	467	675
May	767	1,000
June	1,370	1,736
July	2,209	2,937
August	3,000	3,963
September	3,698	4,595
October	4,361	
November	5,311	
December	5,888	
January	6,518	
February	7,327	
March	8,184	
April	8,199	
May	8,199	
June	8,199	

QUALITY

	Quantity	Base Number	Contract	AT	Region	England
% of FP17s for the same patient ID Re-attending within 3 months - Children	21	209	10.0%	10.0%	11.4%	11.9%
% of FP17s for the same patient ID Re-attending within 3 months - Adults	107	689	15.5%	14.5%	15.7%	15.9%
% of FP17s for the same patient ID Re-attending between 3 & 9 months - Children	93	209	44.5%	59.6%	60.6%	58.1%
% of FP17s for the same patient ID Re-attending between 3 & 9 months - Adults	295	689	42.8%	51.0%	52.0%	50.6%
% of FP17s for Band 1 Urgent Courses	5	894	0.6%	10.3%	9.6%	9.1%
% of FP17s Relating to Free Repair or Replacements	17	894	1.9%	0.9%	0.7%	0.8%
% of FP17s Relating to Continuations	10	894	1.1%	1.1%	1.0%	1.1%
% of Patients satisfied with the dentistry they have received	11	11	100.0%	91.9%	91.6%	91.4%
% of Patients satisfied with the time they had to wait for an appointment	11	11	100.0%	86.7%	87.9%	87.7%

* This is based on patients treated on this contract for their most recent course of treatment. Figures in italics indicate the base number of FP17s or Patient Questionnaire responses are less than 100. N/A is shown where the base number of responses is less than 10 during the period. % is calculated as Quantity/Base number*100

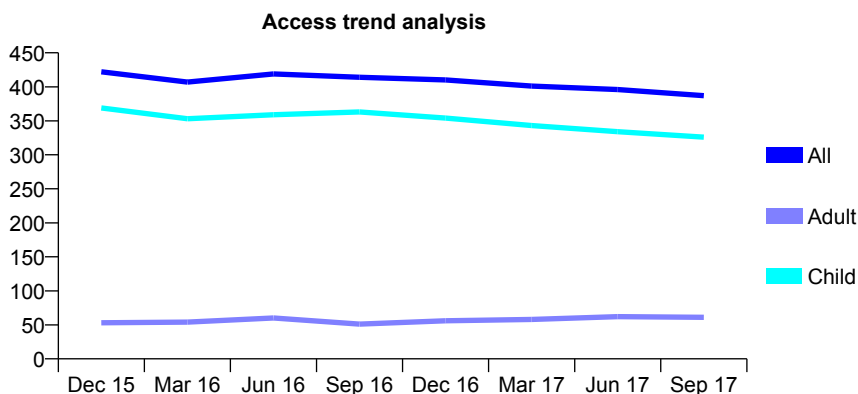
Q66 - Vital Signs At a Glance Contract Report for 865354/0001 - September 2017

Name or company name	MS MJ LASKOWSKA
Contract type name	GDS Contract
Purpose of contract	General
Contract start date	01/04/2006
Contract end date	

17/18 Contracted general activity (UDA)	700
Carry forward general activity (UDA)	-14
17/18 Contracted orthodontic activity (UOA)	0
Carry forward orthodontic activity (UOA)	0
Baseline contract value	£18,696.40

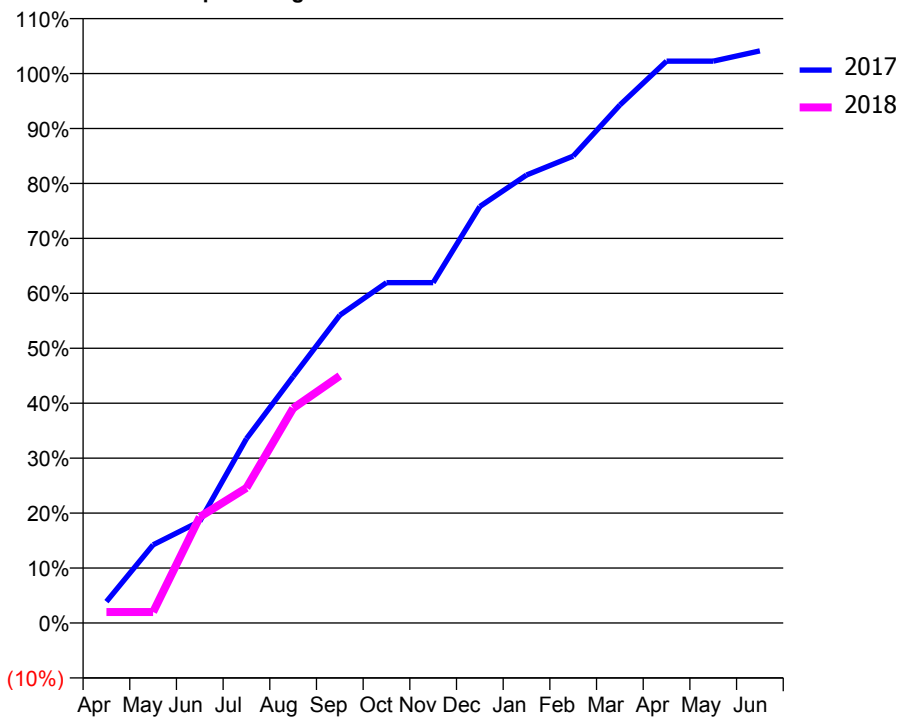
ACCESS*

Patients seen in 24 months	Total	Change since previous quarter
Quarter ending September 2016	414	
Quarter ending December 2016	410	→
Quarter ending March 2017	401	↓
Quarter ending June 2017	396	↓
Quarter ending September 2017	387	↓
Variance since September 2016	(6.5%)	↓



ACTIVITY

Cumulative percentage of contracted UDA delivered 2017 & 2018



Adjusted Scheduled Activity (UDA)

Month	2017	2018
April	27	14
May	100	14
June	130	135
July	235	172
August	314	274
September	392	315
October	434	
November	434	
December	531	
January	571	
February	595	
March	660	
April	716	
May	716	
June	729	

QUALITY

	Quantity	Base Number	Contract	AT	Region	England
% of FP17s for the same patient ID Re-attending within 3 months - Children	3	268	1.1%	10.0%	11.4%	11.9%
% of FP17s for the same patient ID Re-attending within 3 months - Adults	1	15	6.7%	14.5%	15.7%	15.9%
% of FP17s for the same patient ID Re-attending between 3 & 9 months - Children	205	268	76.5%	59.6%	60.6%	58.1%
% of FP17s for the same patient ID Re-attending between 3 & 9 months - Adults	13	15	86.7%	51.0%	52.0%	50.6%
% of FP17s for Band 1 Urgent Courses	4	220	1.8%	10.3%	9.6%	9.1%
% of FP17s Relating to Free Repair or Replacements	0	220	0.0%	0.9%	0.7%	0.8%
% of FP17s Relating to Continuations	0	220	0.0%	1.1%	1.0%	1.1%
% of Patients satisfied with the dentistry they have received	1	1	N/A	91.9%	91.6%	91.4%
% of Patients satisfied with the time they had to wait for an appointment	1	1	N/A	86.7%	87.9%	87.7%

* This is based on patients treated on this contract for their most recent course of treatment. Figures in italics indicate the base number of FP17s or Patient Questionnaire responses are less than 100. N/A is shown where the base number of responses is less than 10 during the period. % is calculated as Quantity/Base number*100

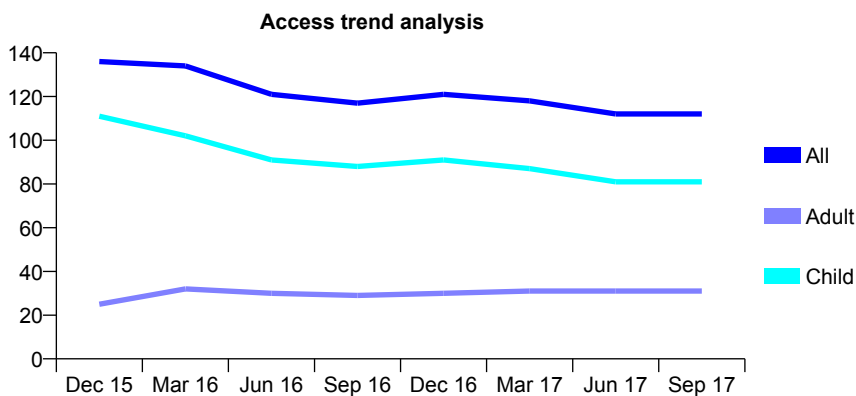
Q66 - Vital Signs At a Glance Contract Report for 906328/0001 - September 2017

Name or company name	MR DA JONES
Contract type name	GDS Contract
Purpose of contract	General
Contract start date	01/04/2006
Contract end date	

17/18 Contracted general activity (UDA)	200
Carry forward general activity (UDA)	0
17/18 Contracted orthodontic activity (UOA)	0
Carry forward orthodontic activity (UOA)	0
Baseline contract value	£4,962.66

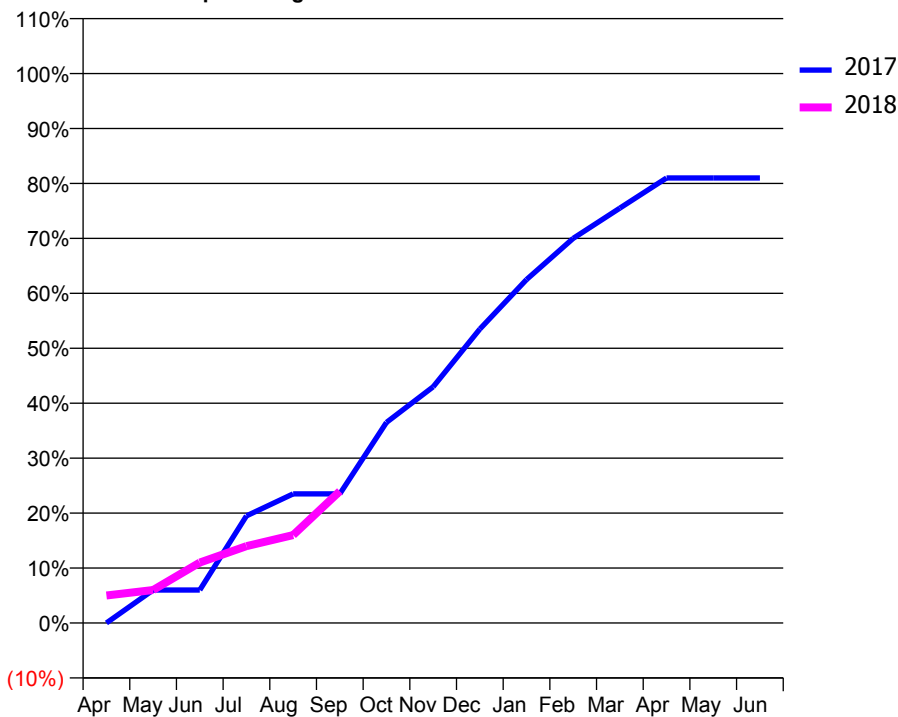
ACCESS*

Patients seen in 24 months	Total	Change since previous quarter
Quarter ending September 2016	117	
Quarter ending December 2016	121	↑
Quarter ending March 2017	118	↓
Quarter ending June 2017	112	↓
Quarter ending September 2017	112	→
Variance since September 2016	(4.3%)	↓



ACTIVITY

Cumulative percentage of contracted UDA delivered 2017 & 2018



Adjusted Scheduled Activity (UDA)

Month	2017	2018
April	0	10
May	12	12
June	12	22
July	39	28
August	47	32
September	47	48
October	73	
November	86	
December	107	
January	125	
February	140	
March	151	
April	162	
May	162	
June	162	

QUALITY

	Quantity	Base Number	Contract	AT	Region	England
% of FP17s for the same patient ID Re-attending within 3 months - Children	0	46	0.0%	10.0%	11.4%	11.9%
% of FP17s for the same patient ID Re-attending within 3 months - Adults	0	3	0.0%	14.5%	15.7%	15.9%
% of FP17s for the same patient ID Re-attending between 3 & 9 months - Children	31	46	67.4%	59.6%	60.6%	58.1%
% of FP17s for the same patient ID Re-attending between 3 & 9 months - Adults	2	3	66.7%	51.0%	52.0%	50.6%
% of FP17s for Band 1 Urgent Courses	0	40	0.0%	10.3%	9.6%	9.1%
% of FP17s Relating to Free Repair or Replacements	0	40	0.0%	0.9%	0.7%	0.8%
% of FP17s Relating to Continuations	0	40	0.0%	1.1%	1.0%	1.1%
% of Patients satisfied with the dentistry they have received	0	0	N/A	91.9%	91.6%	91.4%
% of Patients satisfied with the time they had to wait for an appointment	0	0	N/A	86.7%	87.9%	87.7%

* This is based on patients treated on this contract for their most recent course of treatment. Figures in italics indicate the base number of FP17s or Patient Questionnaire responses are less than 100. N/A is shown where the base number of responses is less than 10 during the period. % is calculated as Quantity/Base number*100

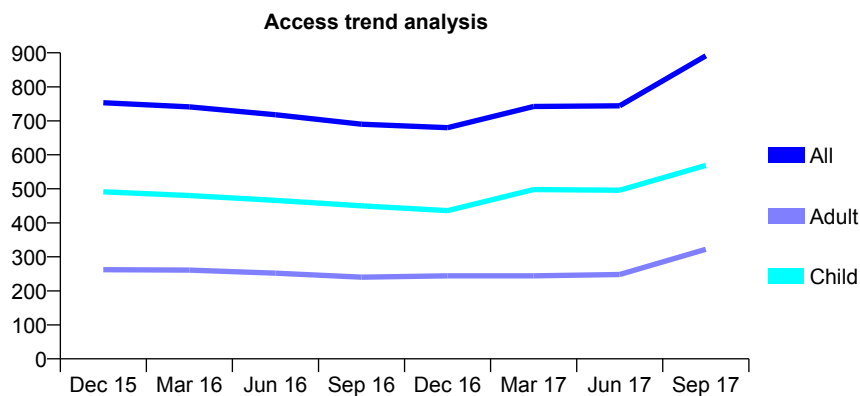
Q66 - Vital Signs At a Glance Contract Report for 907278/0001 - September 2017

Name or company name	Whitehall Dental Practice
Contract type name	GDS Contract
Purpose of contract	General
Contract start date	01/04/2006
Contract end date	

17/18 Contracted general activity (UDA)	3,100
Carry forward general activity (UDA)	13
17/18 Contracted orthodontic activity (UOA)	0
Carry forward orthodontic activity (UOA)	0
Baseline contract value	£80,753.97

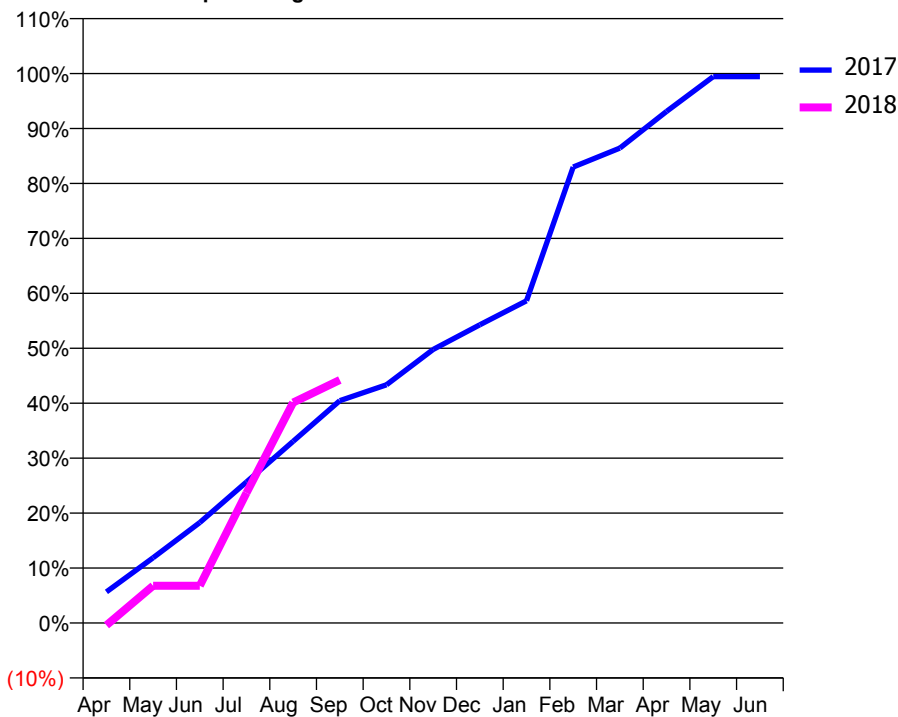
ACCESS*

Patients seen in 24 months	Total	Change since previous quarter
Quarter ending September 2016	690	
Quarter ending December 2016	680	↓
Quarter ending March 2017	742	↑
Quarter ending June 2017	744	→
Quarter ending September 2017	891	↑
Variance since September 2016	29.1%	↑



ACTIVITY

Cumulative percentage of contracted UDA delivered 2017 & 2018



Adjusted Scheduled Activity (UDA)		
Month	2017	2018
April	125	-13
May	261	211
June	402	211
July	565	734
August	728	1,244
September	890	1,371
October	954	
November	1,095	
December	1,194	
January	1,290	
February	1,826	
March	1,902	
April	2,048	
May	2,187	
June	2,187	

QUALITY

	Quantity	Base Number	Contract	AT	Region	England
% of FP17s for the same patient ID Re-attending within 3 months - Children	22	499	4.4%	10.0%	11.4%	11.9%
% of FP17s for the same patient ID Re-attending within 3 months - Adults	45	249	18.1%	14.5%	15.7%	15.9%
% of FP17s for the same patient ID Re-attending between 3 & 9 months - Children	308	499	61.7%	59.6%	60.6%	58.1%
% of FP17s for the same patient ID Re-attending between 3 & 9 months - Adults	87	249	34.9%	51.0%	52.0%	50.6%
% of FP17s for Band 1 Urgent Courses	35	630	5.6%	10.3%	9.6%	9.1%
% of FP17s Relating to Free Repair or Replacements	0	630	0.0%	0.9%	0.7%	0.8%
% of FP17s Relating to Continuations	13	630	2.1%	1.1%	1.0%	1.1%
% of Patients satisfied with the dentistry they have received	1	1	N/A	91.9%	91.6%	91.4%
% of Patients satisfied with the time they had to wait for an appointment	1	1	N/A	86.7%	87.9%	87.7%

* This is based on patients treated on this contract for their most recent course of treatment. Figures in italics indicate the base number of FP17s or Patient Questionnaire responses are less than 100. N/A is shown where the base number of responses is less than 10 during the period. % is calculated as Quantity/Base number*100

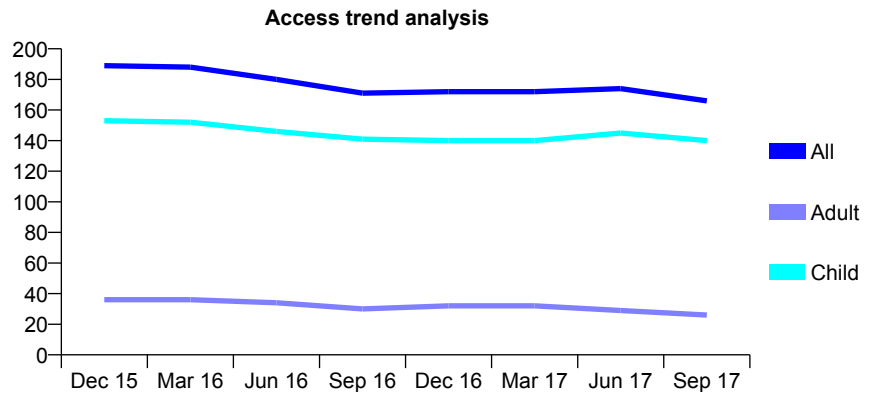
Q66 - Vital Signs At a Glance Contract Report for 912336/0001 - September 2017

Name or company name	MRS ML ROBERTS
Contract type name	GDS Contract
Purpose of contract	General
Contract start date	01/04/2006
Contract end date	

17/18 Contracted general activity (UDA)	500
Carry forward general activity (UDA)	0
17/18 Contracted orthodontic activity (UOA)	0
Carry forward orthodontic activity (UOA)	0
Baseline contract value	£12,394.61

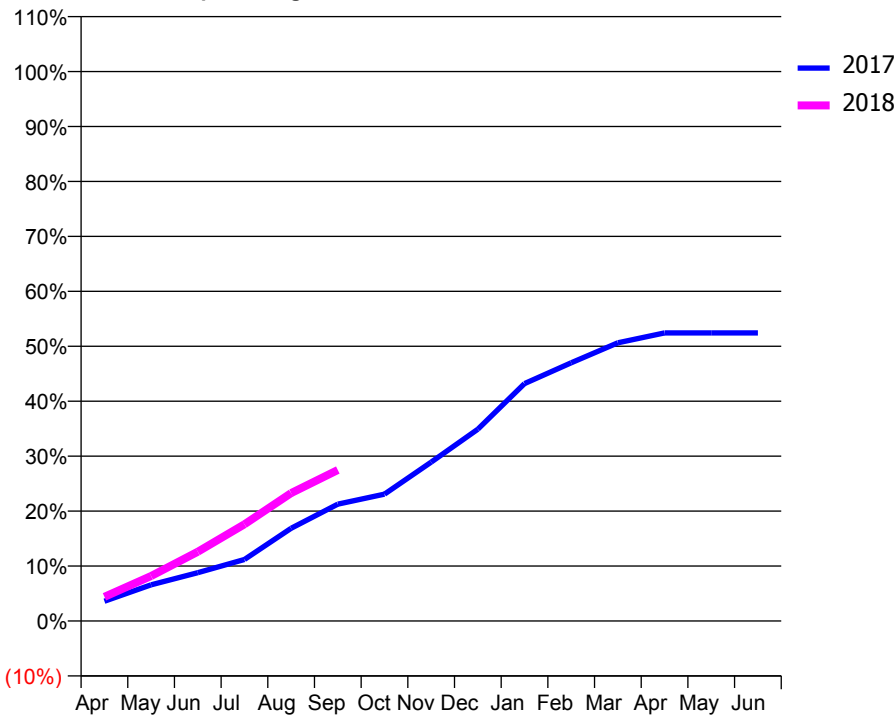
ACCESS*

Patients seen in 24 months	Total	Change since previous quarter
Quarter ending September 2016	171	
Quarter ending December 2016	172	→
Quarter ending March 2017	172	→
Quarter ending June 2017	174	→
Quarter ending September 2017	166	↓
Variance since September 2016	(2.9%)	↓



ACTIVITY

Cumulative percentage of contracted UDA delivered 2017 & 2018



Month	Adjusted Scheduled Activity (UDA)	
	2017	2018
April	18	22
May	33	41
June	44	63
July	56	88
August	84	116
September	106	137
October	115	
November	145	
December	175	
January	216	
February	235	
March	253	
April	262	
May	262	
June	262	

QUALITY

	Quantity	Base Number	Contract	AT	Region	England
% of FP17s for the same patient ID Re-attending within 3 months - Children	7	106	6.6%	10.0%	11.4%	11.9%
% of FP17s for the same patient ID Re-attending within 3 months - Adults	1	8	12.5%	14.5%	15.7%	15.9%
% of FP17s for the same patient ID Re-attending between 3 & 9 months - Children	63	106	59.4%	59.6%	60.6%	58.1%
% of FP17s for the same patient ID Re-attending between 3 & 9 months - Adults	5	8	62.5%	51.0%	52.0%	50.6%
% of FP17s for Band 1 Urgent Courses	2	109	1.8%	10.3%	9.6%	9.1%
% of FP17s Relating to Free Repair or Replacements	0	109	0.0%	0.9%	0.7%	0.8%
% of FP17s Relating to Continuations	0	109	0.0%	1.1%	1.0%	1.1%
% of Patients satisfied with the dentistry they have received	0	0	N/A	91.9%	91.6%	91.4%
% of Patients satisfied with the time they had to wait for an appointment	0	0	N/A	86.7%	87.9%	87.7%

* This is based on patients treated on this contract for their most recent course of treatment. Figures in italics indicate the base number of FP17s or Patient Questionnaire responses are less than 100. N/A is shown where the base number of responses is less than 10 during the period. % is calculated as Quantity/Base number*100

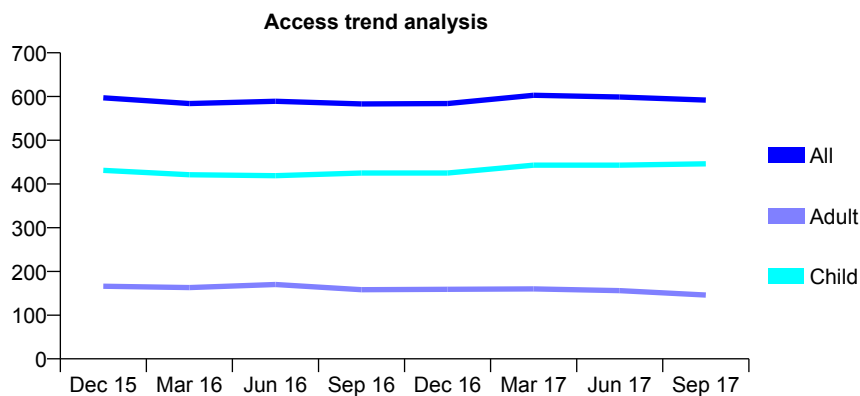
Q66 - Vital Signs At a Glance Contract Report for 913340/0001 - September 2017

Name or company name	Park Chambers Practice Ltd
Contract type name	GDS Contract
Purpose of contract	General
Contract start date	01/04/2006
Contract end date	

17/18 Contracted general activity (UDA)	1,105
Carry forward general activity (UDA)	-22
17/18 Contracted orthodontic activity (UOA)	0
Carry forward orthodontic activity (UOA)	0
Baseline contract value	£34,828.76

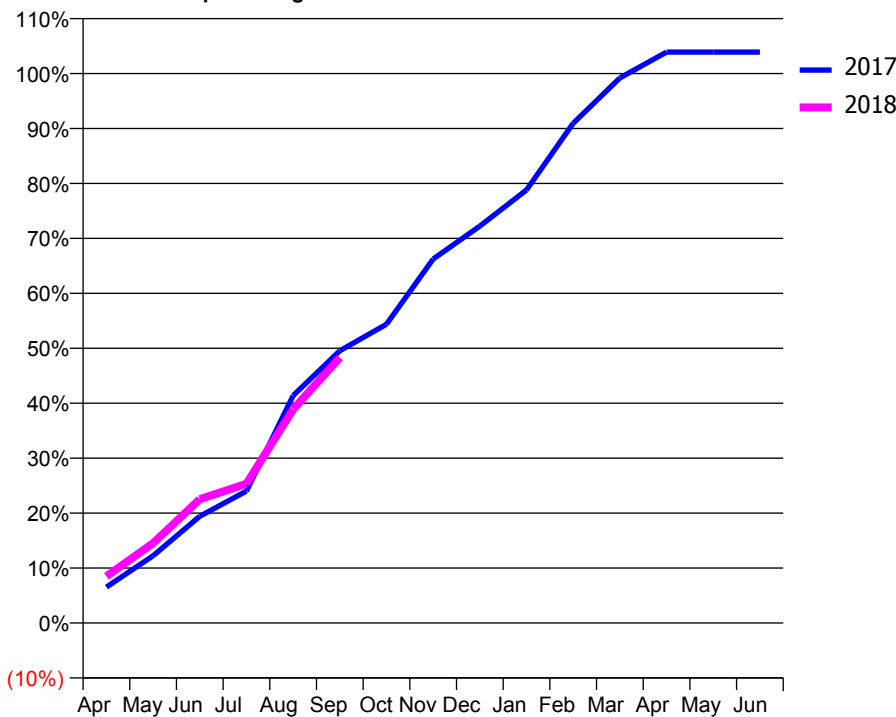
ACCESS*

Patients seen in 24 months	Total	Change since previous quarter
Quarter ending September 2016	583	
Quarter ending December 2016	584	→
Quarter ending March 2017	603	↑
Quarter ending June 2017	599	→
Quarter ending September 2017	592	↓
Variance since September 2016	1.5%	→



ACTIVITY

Cumulative percentage of contracted UDA delivered 2017 & 2018



Adjusted Scheduled Activity (UDA)

Month	2017	2018
April	72	94
May	135	160
June	215	249
July	265	280
August	457	430
September	547	534
October	601	
November	732	
December	798	
January	871	
February	1,005	
March	1,096	
April	1,148	
May	1,148	
June	1,148	

QUALITY

	Quantity	Base Number	Contract	AT	Region	England
% of FP17s for the same patient ID Re-attending within 3 months - Children	15	323	4.6%	10.0%	11.4%	11.9%
% of FP17s for the same patient ID Re-attending within 3 months - Adults	1	76	1.3%	14.5%	15.7%	15.9%
% of FP17s for the same patient ID Re-attending between 3 & 9 months - Children	199	323	61.6%	59.6%	60.6%	58.1%
% of FP17s for the same patient ID Re-attending between 3 & 9 months - Adults	38	76	50.0%	51.0%	52.0%	50.6%
% of FP17s for Band 1 Urgent Courses	9	369	2.4%	10.3%	9.6%	9.1%
% of FP17s Relating to Free Repair or Replacements	0	369	0.0%	0.9%	0.7%	0.8%
% of FP17s Relating to Continuations	1	369	0.3%	1.1%	1.0%	1.1%
% of Patients satisfied with the dentistry they have received	2	2	N/A	91.9%	91.6%	91.4%
% of Patients satisfied with the time they had to wait for an appointment	2	2	N/A	86.7%	87.9%	87.7%

* This is based on patients treated on this contract for their most recent course of treatment. Figures in italics indicate the base number of FP17s or Patient Questionnaire responses are less than 100. N/A is shown where the base number of responses is less than 10 during the period. % is calculated as Quantity/Base number*100

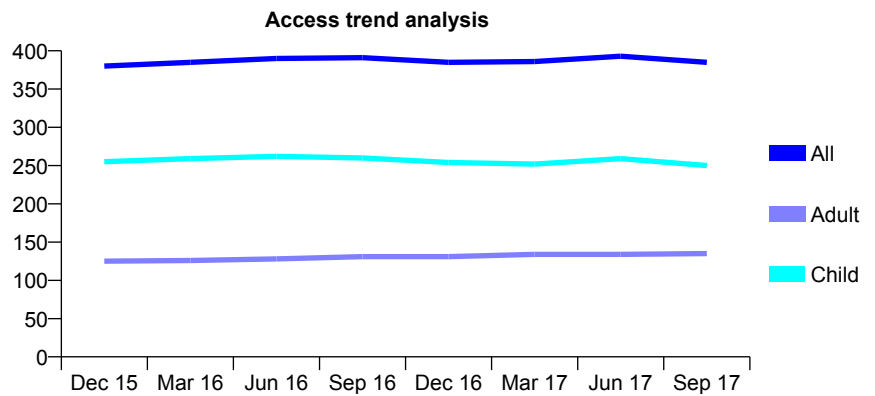
Q66 - Vital Signs At a Glance Contract Report for 920444/0001 - September 2017

Name or company name	MR DG O'HALLORAN
Contract type name	GDS Contract
Purpose of contract	General
Contract start date	01/04/2006
Contract end date	

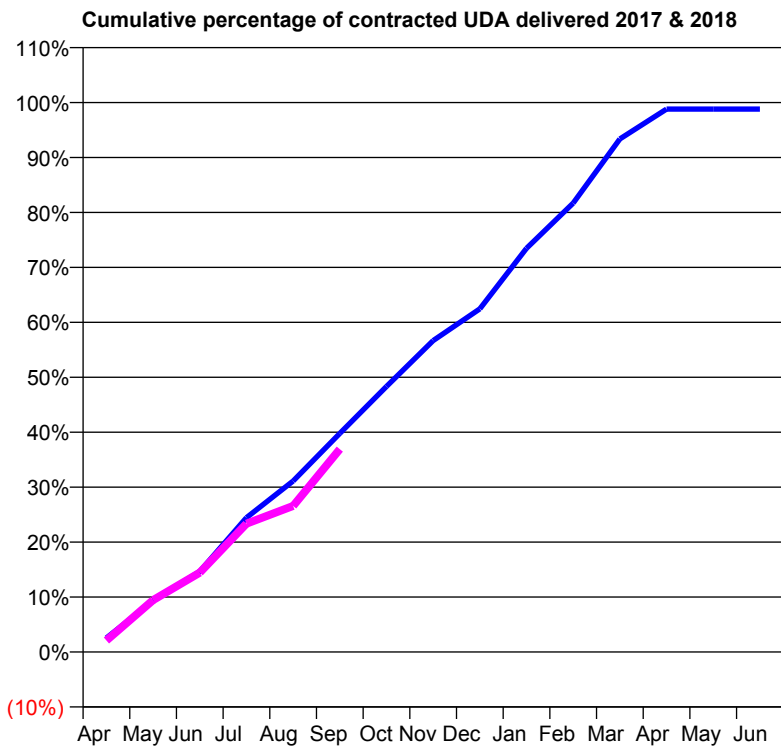
17/18 Contracted general activity (UDA)	900
Carry forward general activity (UDA)	11
17/18 Contracted orthodontic activity (UOA)	0
Carry forward orthodontic activity (UOA)	0
Baseline contract value	£26,208.55

ACCESS*

Patients seen in 24 months	Total	Change since previous quarter
Quarter ending September 2016	391	
Quarter ending December 2016	385	↓
Quarter ending March 2017	386	→
Quarter ending June 2017	393	→
Quarter ending September 2017	385	↓
Variance since September 2016	(1.5%)	↓



ACTIVITY



Month	Adjusted Scheduled Activity (UDA)	
	2017	2018
April	23	19
May	84	85
June	132	130
July	220	210
August	280	239
September	358	332
October	435	
November	510	
December	562	
January	661	
February	735	
March	840	
April	889	
May	889	
June	889	

QUALITY

	Quantity	Base Number	Contract	AT	Region	England
% of FP17s for the same patient ID Re-attending within 3 months - Children	10	215	4.7%	10.0%	11.4%	11.9%
% of FP17s for the same patient ID Re-attending within 3 months - Adults	4	63	6.3%	14.5%	15.7%	15.9%
% of FP17s for the same patient ID Re-attending between 3 & 9 months - Children	178	215	82.8%	59.6%	60.6%	58.1%
% of FP17s for the same patient ID Re-attending between 3 & 9 months - Adults	30	63	47.6%	51.0%	52.0%	50.6%
% of FP17s for Band 1 Urgent Courses	1	261	0.4%	10.3%	9.6%	9.1%
% of FP17s Relating to Free Repair or Replacements	0	261	0.0%	0.9%	0.7%	0.8%
% of FP17s Relating to Continuations	0	261	0.0%	1.1%	1.0%	1.1%
% of Patients satisfied with the dentistry they have received	2	2	N/A	91.9%	91.6%	91.4%
% of Patients satisfied with the time they had to wait for an appointment	2	2	N/A	86.7%	87.9%	87.7%

* This is based on patients treated on this contract for their most recent course of treatment. Figures in italics indicate the base number of FP17s or Patient Questionnaire responses are less than 100. N/A is shown where the base number of responses is less than 10 during the period. % is calculated as Quantity/Base number*100

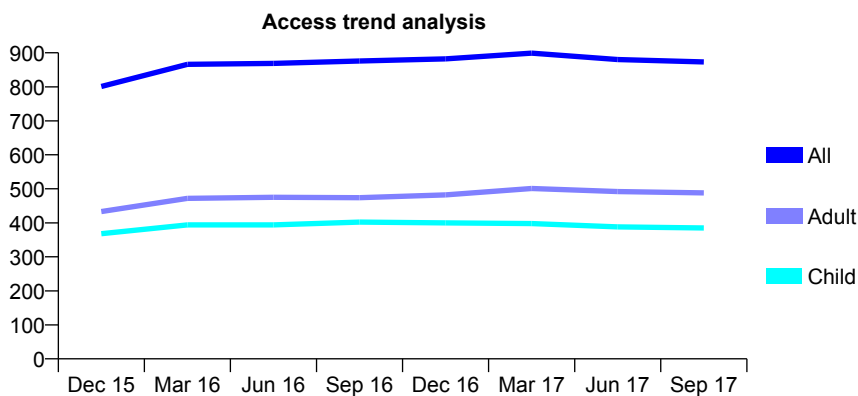
Q66 - Vital Signs At a Glance Contract Report for 925179/0001 - September 2017

Name or company name	MR MJ GOATMAN
Contract type name	GDS Contract
Purpose of contract	General
Contract start date	01/04/2006
Contract end date	

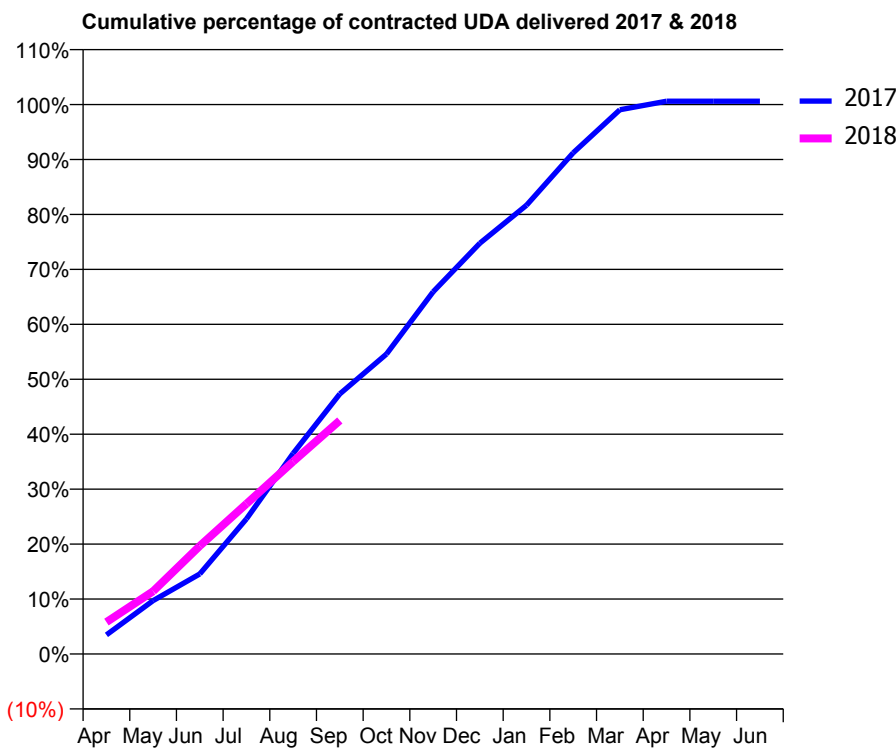
17/18 Contracted general activity (UDA)	2,216
Carry forward general activity (UDA)	-13
17/18 Contracted orthodontic activity (UOA)	0
Carry forward orthodontic activity (UOA)	0
Baseline contract value	£49,204.60

ACCESS*

Patients seen in 24 months	Total	Change since previous quarter
Quarter ending September 2016	876	
Quarter ending December 2016	882	→
Quarter ending March 2017	899	→
Quarter ending June 2017	880	↓
Quarter ending September 2017	873	→
Variance since September 2016	(0.3%)	→



ACTIVITY



Month	Adjusted Scheduled Activity (UDA)	
	2017	2018
April	77	129
May	216	253
June	323	436
July	545	606
August	809	776
September	1,049	942
October	1,210	
November	1,461	
December	1,657	
January	1,810	
February	2,021	
March	2,195	
April	2,229	
May	2,229	
June	2,229	

QUALITY

	Quantity	Base Number	Contract	AT	Region	England
% of FP17s for the same patient ID Re-attending within 3 months - Children	17	279	6.1%	10.0%	11.4%	11.9%
% of FP17s for the same patient ID Re-attending within 3 months - Adults	56	298	18.8%	14.5%	15.7%	15.9%
% of FP17s for the same patient ID Re-attending between 3 & 9 months - Children	189	279	67.7%	59.6%	60.6%	58.1%
% of FP17s for the same patient ID Re-attending between 3 & 9 months - Adults	180	298	60.4%	51.0%	52.0%	50.6%
% of FP17s for Band 1 Urgent Courses	24	564	4.3%	10.3%	9.6%	9.1%
% of FP17s Relating to Free Repair or Replacements	0	564	0.0%	0.9%	0.7%	0.8%
% of FP17s Relating to Continuations	0	564	0.0%	1.1%	1.0%	1.1%
% of Patients satisfied with the dentistry they have received	1	1	N/A	91.9%	91.6%	91.4%
% of Patients satisfied with the time they had to wait for an appointment	1	1	N/A	86.7%	87.9%	87.7%

* This is based on patients treated on this contract for their most recent course of treatment. Figures in italics indicate the base number of FP17s or Patient Questionnaire responses are less than 100. N/A is shown where the base number of responses is less than 10 during the period. % is calculated as Quantity/Base number*100

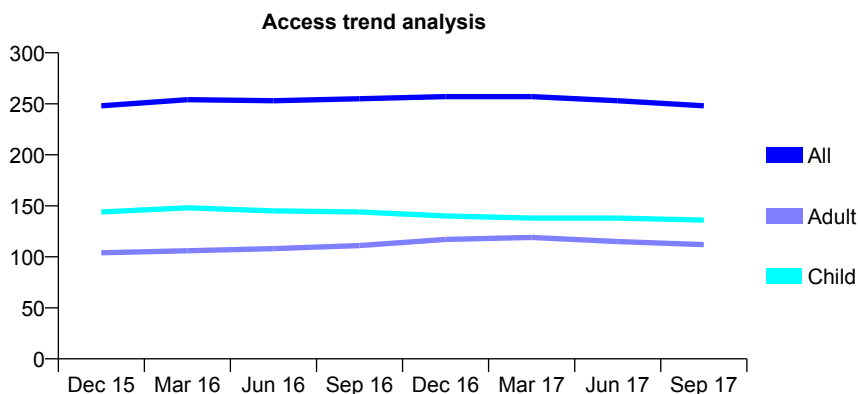
Q66 - Vital Signs At a Glance Contract Report for 926949/0001 - September 2017

Name or company name	MRS P SELLEY
Contract type name	GDS Contract
Purpose of contract	General
Contract start date	01/04/2006
Contract end date	

17/18 Contracted general activity (UDA)	900
Carry forward general activity (UDA)	-8
17/18 Contracted orthodontic activity (UOA)	0
Carry forward orthodontic activity (UOA)	0
Baseline contract value	£29,322.13

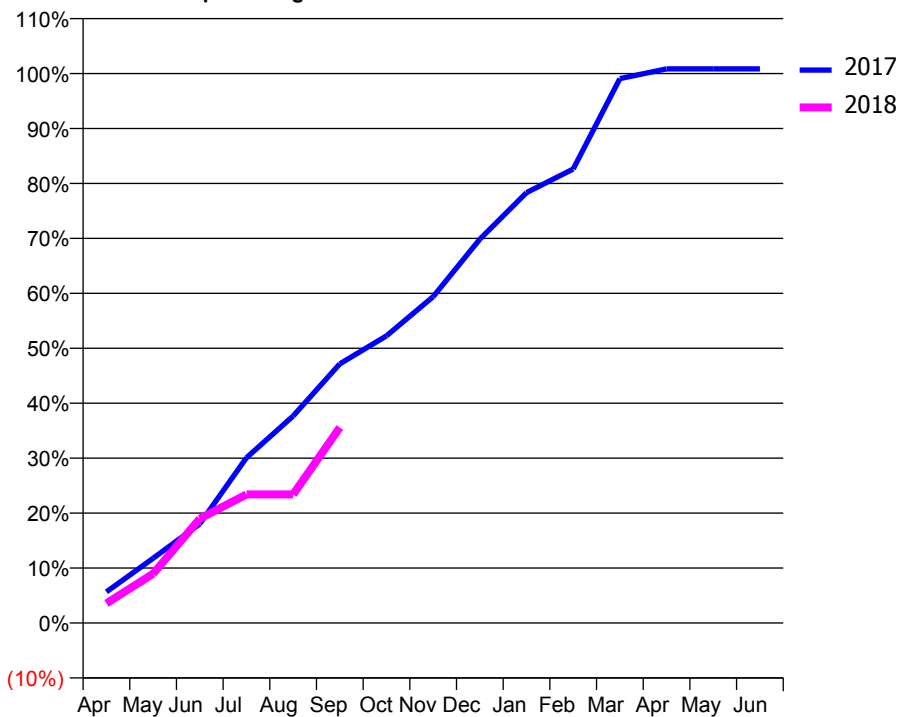
ACCESS*

Patients seen in 24 months	Total	Change since previous quarter
Quarter ending September 2016	255	
Quarter ending December 2016	257	→
Quarter ending March 2017	257	→
Quarter ending June 2017	253	↓
Quarter ending September 2017	248	↓
Variance since September 2016	(2.7%)	↓



ACTIVITY

Cumulative percentage of contracted UDA delivered 2017 & 2018



Month	Adjusted Scheduled Activity (UDA)	
	2017	2018
April	51	32
May	106	81
June	162	171
July	271	211
August	339	211
September	424	320
October	470	
November	535	
December	629	
January	705	
February	744	
March	892	
April	908	
May	908	
June	908	

QUALITY

	Quantity	Base Number	Contract	AT	Region	England
% of FP17s for the same patient ID Re-attending within 3 months - Children	4	92	4.3%	10.0%	11.4%	11.9%
% of FP17s for the same patient ID Re-attending within 3 months - Adults	9	60	15.0%	14.5%	15.7%	15.9%
% of FP17s for the same patient ID Re-attending between 3 & 9 months - Children	51	92	55.4%	59.6%	60.6%	58.1%
% of FP17s for the same patient ID Re-attending between 3 & 9 months - Adults	39	60	65.0%	51.0%	52.0%	50.6%
% of FP17s for Band 1 Urgent Courses	11	144	7.6%	10.3%	9.6%	9.1%
% of FP17s Relating to Free Repair or Replacements	0	144	0.0%	0.9%	0.7%	0.8%
% of FP17s Relating to Continuations	0	144	0.0%	1.1%	1.0%	1.1%
% of Patients satisfied with the dentistry they have received	0	0	N/A	91.9%	91.6%	91.4%
% of Patients satisfied with the time they had to wait for an appointment	0	0	N/A	86.7%	87.9%	87.7%

* This is based on patients treated on this contract for their most recent course of treatment. Figures in italics indicate the base number of FP17s or Patient Questionnaire responses are less than 100. N/A is shown where the base number of responses is less than 10 during the period. % is calculated as Quantity/Base number*100

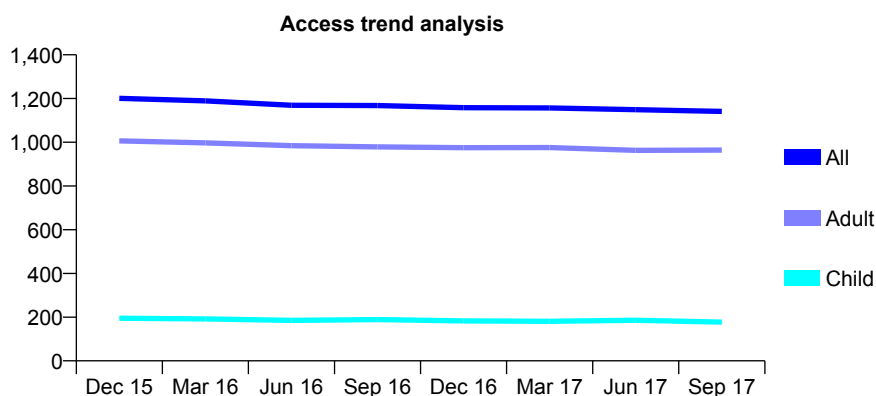
Q66 - Vital Signs At a Glance Contract Report for 933023/0001 - September 2017

Name or company name	MR M AZIZI
Contract type name	GDS Contract
Purpose of contract	General
Contract start date	01/04/2006
Contract end date	

17/18 Contracted general activity (UDA)	4,600
Carry forward general activity (UDA)	0
17/18 Contracted orthodontic activity (UOA)	0
Carry forward orthodontic activity (UOA)	0
Baseline contract value	£106,829.42

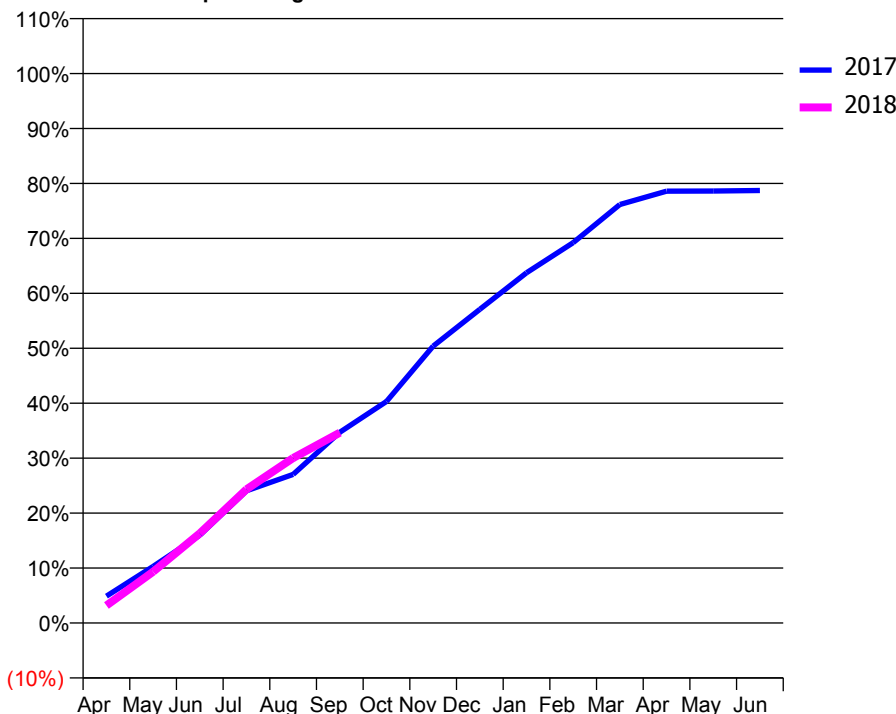
ACCESS*

Patients seen in 24 months	Total	Change since previous quarter
Quarter ending September 2016	1,168	
Quarter ending December 2016	1,158	→
Quarter ending March 2017	1,157	→
Quarter ending June 2017	1,149	→
Quarter ending September 2017	1,141	→
Variance since September 2016	(2.3%)	↓



ACTIVITY

Cumulative percentage of contracted UDA delivered 2017 & 2018



Adjusted Scheduled Activity (UDA)

Month	2017	2018
April	225	147
May	474	429
June	735	751
July	1,107	1,119
August	1,244	1,382
September	1,596	1,593
October	1,855	
November	2,318	
December	2,626	
January	2,932	
February	3,184	
March	3,504	
April	3,615	
May	3,616	
June	3,620	

QUALITY

	Quantity	Base Number	Contract	AT	Region	England
% of FP17s for the same patient ID Re-attending within 3 months - Children	4	136	2.9%	10.0%	11.4%	11.9%
% of FP17s for the same patient ID Re-attending within 3 months - Adults	114	791	14.4%	14.5%	15.7%	15.9%
% of FP17s for the same patient ID Re-attending between 3 & 9 months - Children	91	136	66.9%	59.6%	60.6%	58.1%
% of FP17s for the same patient ID Re-attending between 3 & 9 months - Adults	535	791	67.6%	51.0%	52.0%	50.6%
% of FP17s for Band 1 Urgent Courses	35	861	4.1%	10.3%	9.6%	9.1%
% of FP17s Relating to Free Repair or Replacements	0	861	0.0%	0.9%	0.7%	0.8%
% of FP17s Relating to Continuations	24	861	2.8%	1.1%	1.0%	1.1%
% of Patients satisfied with the dentistry they have received	1	1	N/A	91.9%	91.6%	91.4%
% of Patients satisfied with the time they had to wait for an appointment	1	1	N/A	86.7%	87.9%	87.7%

* This is based on patients treated on this contract for their most recent course of treatment. Figures in italics indicate the base number of FP17s or Patient Questionnaire responses are less than 100. N/A is shown where the base number of responses is less than 10 during the period. % is calculated as Quantity/Base number*100

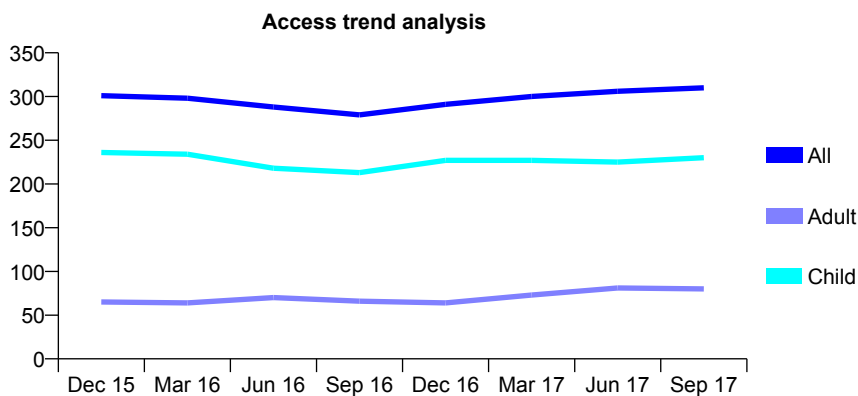
Q66 - Vital Signs At a Glance Contract Report for 953008/0001 - September 2017

Name or company name	MR RC EVANS
Contract type name	GDS Contract
Purpose of contract	General
Contract start date	01/09/2009
Contract end date	

17/18 Contracted general activity (UDA)	600
Carry forward general activity (UDA)	0
17/18 Contracted orthodontic activity (UOA)	0
Carry forward orthodontic activity (UOA)	0
Baseline contract value	£15,807.92

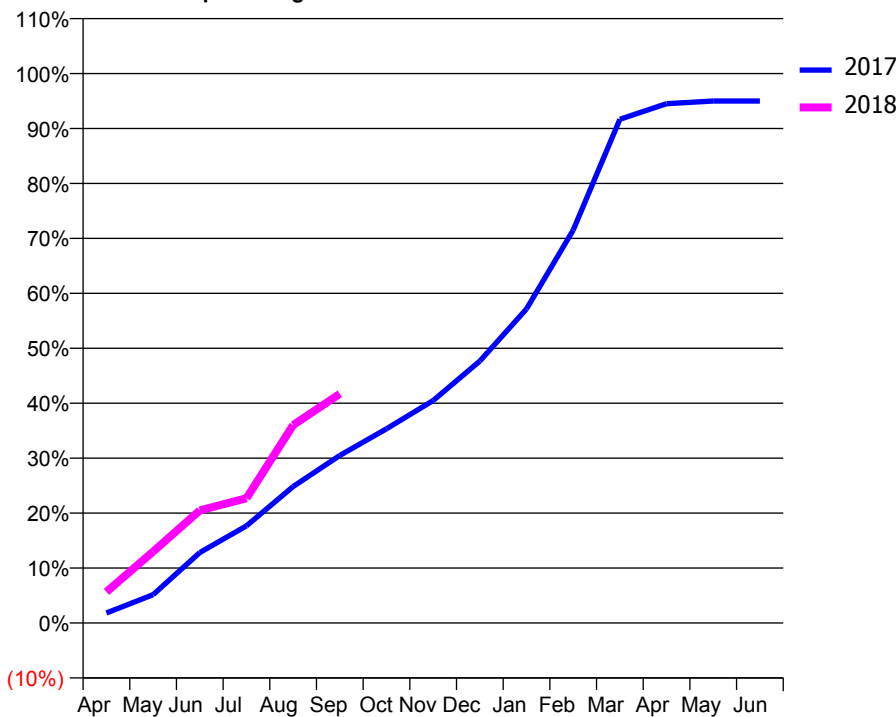
ACCESS*

Patients seen in 24 months	Total	Change since previous quarter
Quarter ending September 2016	279	
Quarter ending December 2016	291	↑
Quarter ending March 2017	300	↑
Quarter ending June 2017	306	↑
Quarter ending September 2017	310	→
Variance since September 2016	11.1%	↑



ACTIVITY

Cumulative percentage of contracted UDA delivered 2017 & 2018



Month	Adjusted Scheduled Activity (UDA)	
	2017	2018
April	11	34
May	31	78
June	77	123
July	106	136
August	149	216
September	183	250
October	212	
November	243	
December	286	
January	343	
February	429	
March	550	
April	567	
May	570	
June	570	

QUALITY

	Quantity	Base Number	Contract	AT	Region	England
% of FP17s for the same patient ID Re-attending within 3 months - Children	14	136	10.3%	10.0%	11.4%	11.9%
% of FP17s for the same patient ID Re-attending within 3 months - Adults	3	26	11.5%	14.5%	15.7%	15.9%
% of FP17s for the same patient ID Re-attending between 3 & 9 months - Children	67	136	49.3%	59.6%	60.6%	58.1%
% of FP17s for the same patient ID Re-attending between 3 & 9 months - Adults	7	26	26.9%	51.0%	52.0%	50.6%
% of FP17s for Band 1 Urgent Courses	1	148	0.7%	10.3%	9.6%	9.1%
% of FP17s Relating to Free Repair or Replacements	0	148	0.0%	0.9%	0.7%	0.8%
% of FP17s Relating to Continuations	2	148	1.4%	1.1%	1.0%	1.1%
% of Patients satisfied with the dentistry they have received	0	0	N/A	91.9%	91.6%	91.4%
% of Patients satisfied with the time they had to wait for an appointment	0	0	N/A	86.7%	87.9%	87.7%

* This is based on patients treated on this contract for their most recent course of treatment. Figures in italics indicate the base number of FP17s or Patient Questionnaire responses are less than 100. N/A is shown where the base number of responses is less than 10 during the period. % is calculated as Quantity/Base number*100

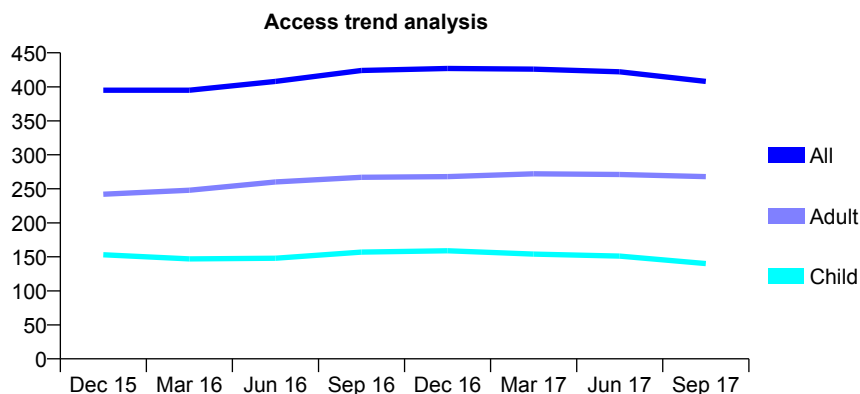
Q66 - Vital Signs At a Glance Contract Report for 985600/0001 - September 2017

Name or company name	MR A ZAHEDI SHALFOROUGH
Contract type name	GDS Contract
Purpose of contract	General
Contract start date	01/04/2006
Contract end date	

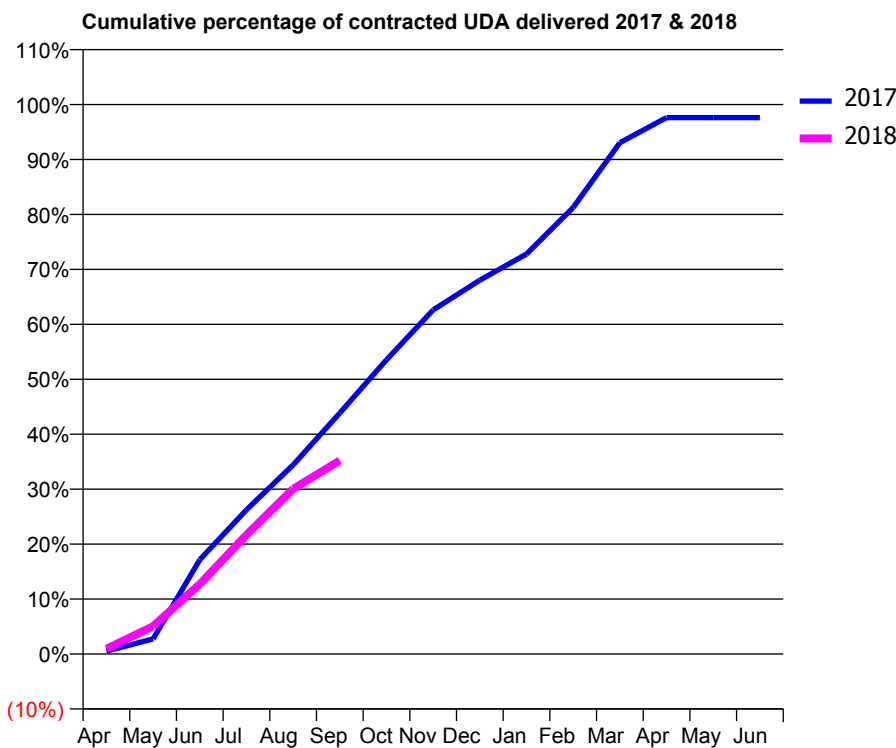
17/18 Contracted general activity (UDA)	1,957
Carry forward general activity (UDA)	47
17/18 Contracted orthodontic activity (UOA)	0
Carry forward orthodontic activity (UOA)	0
Baseline contract value	£50,706.06

ACCESS*

Patients seen in 24 months	Total	Change since previous quarter
Quarter ending September 2016	424	
Quarter ending December 2016	427	→
Quarter ending March 2017	426	→
Quarter ending June 2017	422	→
Quarter ending September 2017	408	↓
Variance since September 2016	(3.8%)	↓



ACTIVITY



Month	Adjusted Scheduled Activity (UDA)	
	2017	2018
April	10	19
May	54	99
June	336	249
July	514	424
August	674	588
September	858	689
October	1,048	
November	1,226	
December	1,331	
January	1,425	
February	1,590	
March	1,821	
April	1,910	
May	1,910	
June	1,910	

QUALITY

	Quantity	Base Number	Contract	AT	Region	England
% of FP17s for the same patient ID Re-attending within 3 months - Children	25	164	15.2%	10.0%	11.4%	11.9%
% of FP17s for the same patient ID Re-attending within 3 months - Adults	32	203	15.8%	14.5%	15.7%	15.9%
% of FP17s for the same patient ID Re-attending between 3 & 9 months - Children	122	164	74.4%	59.6%	60.6%	58.1%
% of FP17s for the same patient ID Re-attending between 3 & 9 months - Adults	149	203	73.4%	51.0%	52.0%	50.6%
% of FP17s for Band 1 Urgent Courses	22	340	6.5%	10.3%	9.6%	9.1%
% of FP17s Relating to Free Repair or Replacements	0	340	0.0%	0.9%	0.7%	0.8%
% of FP17s Relating to Continuations	1	340	0.3%	1.1%	1.0%	1.1%
% of Patients satisfied with the dentistry they have received	5	5	N/A	91.9%	91.6%	91.4%
% of Patients satisfied with the time they had to wait for an appointment	5	5	N/A	86.7%	87.9%	87.7%

* This is based on patients treated on this contract for their most recent course of treatment. Figures in italics indicate the base number of FP17s or Patient Questionnaire responses are less than 100. N/A is shown where the base number of responses is less than 10 during the period. % is calculated as Quantity/Base number*100

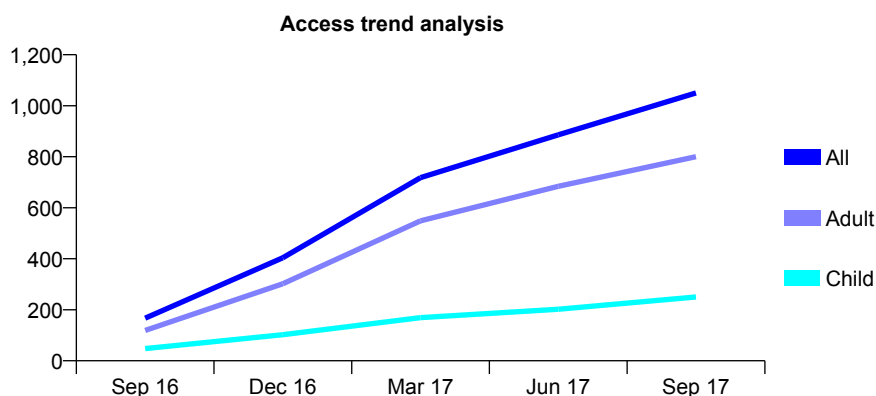
Q67 - Vital Signs At a Glance Contract Report for 100166/0000 - September 2017

Name or company name	Church Hill dental Practice
Contract type name	PDS Contract
Purpose of contract	General
Contract start date	03/03/2016
Contract end date	31/03/2018

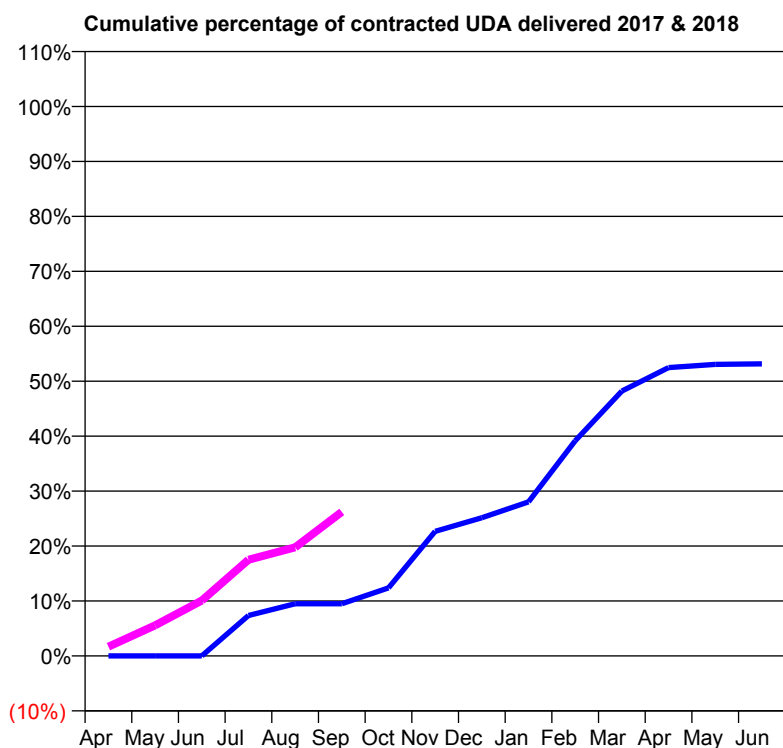
17/18 Contracted general activity (UDA)	4,800
Carry forward general activity (UDA)	0
17/18 Contracted orthodontic activity (UOA)	0
Carry forward orthodontic activity (UOA)	0
Baseline contract value	£110,724.72

ACCESS*

Patients seen in 24 months	Total	Change since previous quarter
Quarter ending September 2016	167	
Quarter ending December 2016	404	↑
Quarter ending March 2017	718	↑
Quarter ending June 2017	886	↑
Quarter ending September 2017	1,050	↑
Variance since September 2016	528.7%	↑



ACTIVITY



Month	Adjusted Scheduled Activity (UDA)	
	2017	2018
April	0	81
May	0	268
June	0	484
July	354	840
August	456	949
September	456	1,259
October	594	
November	1,088	
December	1,207	
January	1,345	
February	1,880	
March	2,313	
April	2,518	
May	2,547	
June	2,551	

QUALITY

	Quantity	Base Number	Contract	AT	Region	England
% of FP17s for the same patient ID Re-attending within 3 months - Children	11	176	6.3%	11.4%	11.4%	11.9%
% of FP17s for the same patient ID Re-attending within 3 months - Adults	66	603	10.9%	16.4%	15.7%	15.9%
% of FP17s for the same patient ID Re-attending between 3 & 9 months - Children	44	176	25.0%	55.5%	60.6%	58.1%
% of FP17s for the same patient ID Re-attending between 3 & 9 months - Adults	164	603	27.2%	48.7%	52.0%	50.6%
% of FP17s for Band 1 Urgent Courses	111	649	17.1%	10.7%	9.6%	9.1%
% of FP17s Relating to Free Repair or Replacements	9	649	1.4%	0.6%	0.7%	0.8%
% of FP17s Relating to Continuations	4	649	0.6%	0.8%	1.0%	1.1%
% of Patients satisfied with the dentistry they have received	0	0	N/A	89.6%	91.6%	91.4%
% of Patients satisfied with the time they had to wait for an appointment	0	0	N/A	87.0%	87.9%	87.7%

* This is based on patients treated on this contract for their most recent course of treatment. Figures in italics indicate the base number of FP17s or Patient Questionnaire responses are less than 100. N/A is shown where the base number of responses is less than 10 during the period. % is calculated as Quantity/Base number*100

Q67 - Vital Signs At a Glance Contract Report for 100325/0000 - September 2017


Name or company name	MR D RYAN
Contract type name	PDS Contract
Purpose of contract	General
Contract start date	01/04/2017
Contract end date	31/03/2026

17/18 Contracted general activity (UDA)	2,430
Carry forward general activity (UDA)	0
17/18 Contracted orthodontic activity (UOA)	0
Carry forward orthodontic activity (UOA)	0
Baseline contract value	£147,024.63

ACCESS*

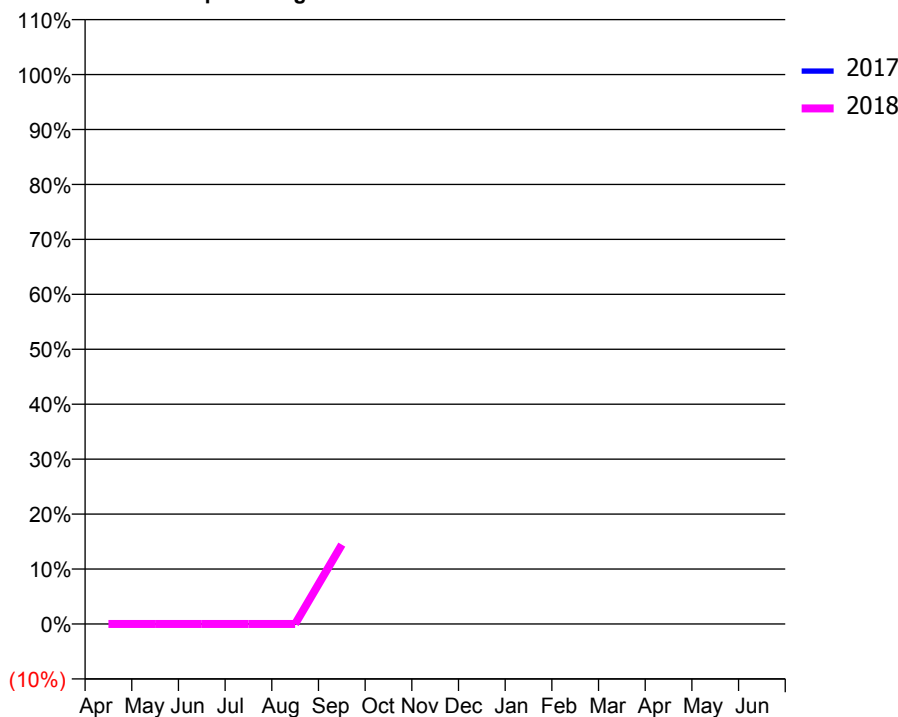
Patients seen in 24 months	Total	Change since previous quarter
Quarter ending September 2016	0	
Quarter ending December 2016	0	
Quarter ending March 2017	0	
Quarter ending June 2017	0	
Quarter ending September 2017	161	↑
Variance since September 2016	N/A	

Access trend analysis



ACTIVITY

Cumulative percentage of contracted UDA delivered 2017 & 2018



Month	Adjusted Scheduled Activity (UDA)	
	2017	2018
April	0	0
May	0	0
June	0	0
July	0	0
August	0	0
September	0	351
October	0	0
November	0	0
December	0	0
January	0	0
February	0	0
March	0	0
April	0	0
May	0	0
June	0	0

QUALITY

	Quantity	Base Number	Contract	AT	Region	England
% of FP17s for the same patient ID Re-attending within 3 months - Children	0	7	0.0%	11.4%	11.4%	11.9%
% of FP17s for the same patient ID Re-attending within 3 months - Adults	0	110	0.0%	16.4%	15.7%	15.9%
% of FP17s for the same patient ID Re-attending between 3 & 9 months - Children	0	7	0.0%	55.5%	60.6%	58.1%
% of FP17s for the same patient ID Re-attending between 3 & 9 months - Adults	0	110	0.0%	48.7%	52.0%	50.6%
% of FP17s for Band 1 Urgent Courses	0	117	0.0%	10.7%	9.6%	9.1%
% of FP17s Relating to Free Repair or Replacements	0	117	0.0%	0.6%	0.7%	0.8%
% of FP17s Relating to Continuations	0	117	0.0%	0.8%	1.0%	1.1%
% of Patients satisfied with the dentistry they have received	0	0	N/A	89.6%	91.6%	91.4%
% of Patients satisfied with the time they had to wait for an appointment	0	0	N/A	87.0%	87.9%	87.7%

* This is based on patients treated on this contract for their most recent course of treatment. Figures in italics indicate the base number of FP17s or Patient Questionnaire responses are less than 100. N/A is shown where the base number of responses is less than 10 during the period. % is calculated as Quantity/Base number*100

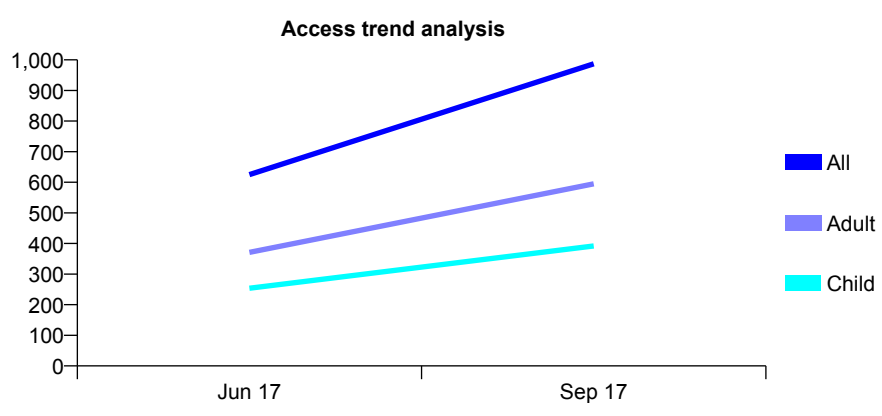
Q67 - Vital Signs At a Glance Contract Report for 100359/0000 - September 2017

Name or company name	Medway Dental Care Ltd
Contract type name	GDS Contract
Purpose of contract	General
Contract start date	01/04/2017
Contract end date	

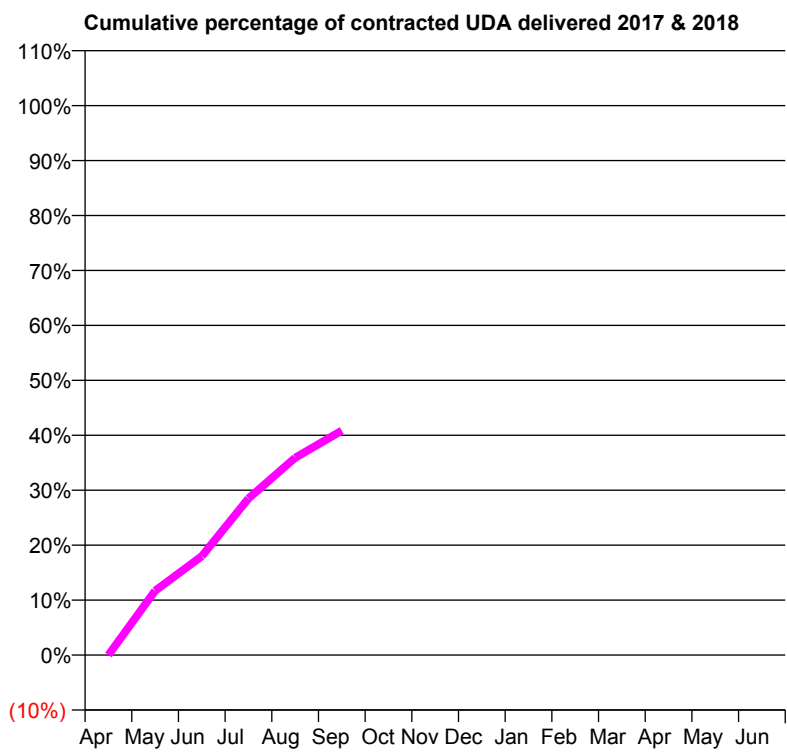
17/18 Contracted general activity (UDA)	6,671
Carry forward general activity (UDA)	0
17/18 Contracted orthodontic activity (UOA)	0
Carry forward orthodontic activity (UOA)	0
Baseline contract value	£166,792.30

ACCESS*

Patients seen in 24 months	Total	Change since previous quarter
Quarter ending September 2016	0	
Quarter ending December 2016	0	
Quarter ending March 2017	0	
Quarter ending June 2017	625	↑
Quarter ending September 2017	987	↑
Variance since September 2016	N/A	



ACTIVITY



Month	Adjusted Scheduled Activity (UDA)	
	2017	2018
April	0	0
May	0	781
June	0	1,200
July	0	1,902
August	0	2,395
September	0	2,725
October	0	
November	0	
December	0	
January	0	
February	0	
March	0	
April	0	
May	0	
June	0	

QUALITY

	Quantity	Base Number	Contract	AT	Region	England
% of FP17s for the same patient ID Re-attending within 3 months - Children	6	412	1.5%	11.4%	11.4%	11.9%
% of FP17s for the same patient ID Re-attending within 3 months - Adults	45	620	7.3%	16.4%	15.7%	15.9%
% of FP17s for the same patient ID Re-attending between 3 & 9 months - Children	4	412	1.0%	55.5%	60.6%	58.1%
% of FP17s for the same patient ID Re-attending between 3 & 9 months - Adults	4	620	0.6%	48.7%	52.0%	50.6%
% of FP17s for Band 1 Urgent Courses	3	1,032	0.3%	10.7%	9.6%	9.1%
% of FP17s Relating to Free Repair or Replacements	0	1,032	0.0%	0.6%	0.7%	0.8%
% of FP17s Relating to Continuations	28	1,032	2.7%	0.8%	1.0%	1.1%
% of Patients satisfied with the dentistry they have received	0	0	N/A	89.6%	91.6%	91.4%
% of Patients satisfied with the time they had to wait for an appointment	0	0	N/A	87.0%	87.9%	87.7%

* This is based on patients treated on this contract for their most recent course of treatment. Figures in italics indicate the base number of FP17s or Patient Questionnaire responses are less than 100. N/A is shown where the base number of responses is less than 10 during the period. % is calculated as Quantity/Base number*100

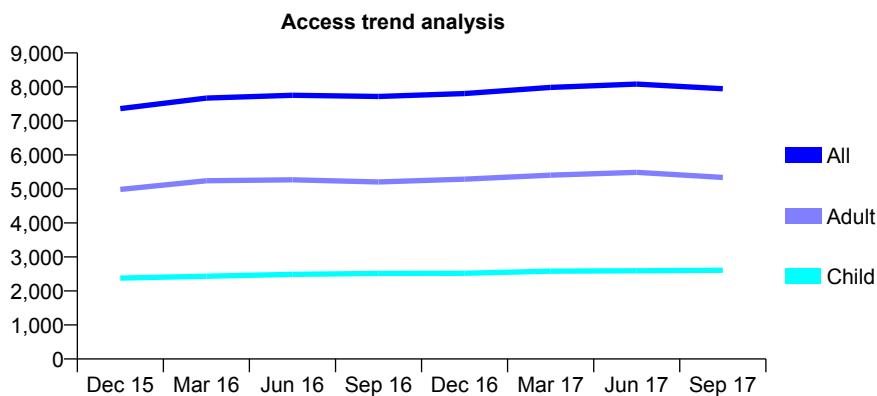
Q67 - Vital Signs At a Glance Contract Report for 101281/0032 - September 2017

Name or company name	OASIS DENTAL CARE LTD
Contract type name	GDS Contract
Purpose of contract	General
Contract start date	01/04/2006
Contract end date	

17/18 Contracted general activity (UDA)	19,413
Carry forward general activity (UDA)	89
17/18 Contracted orthodontic activity (UOA)	0
Carry forward orthodontic activity (UOA)	0
Baseline contract value	£452,056.90

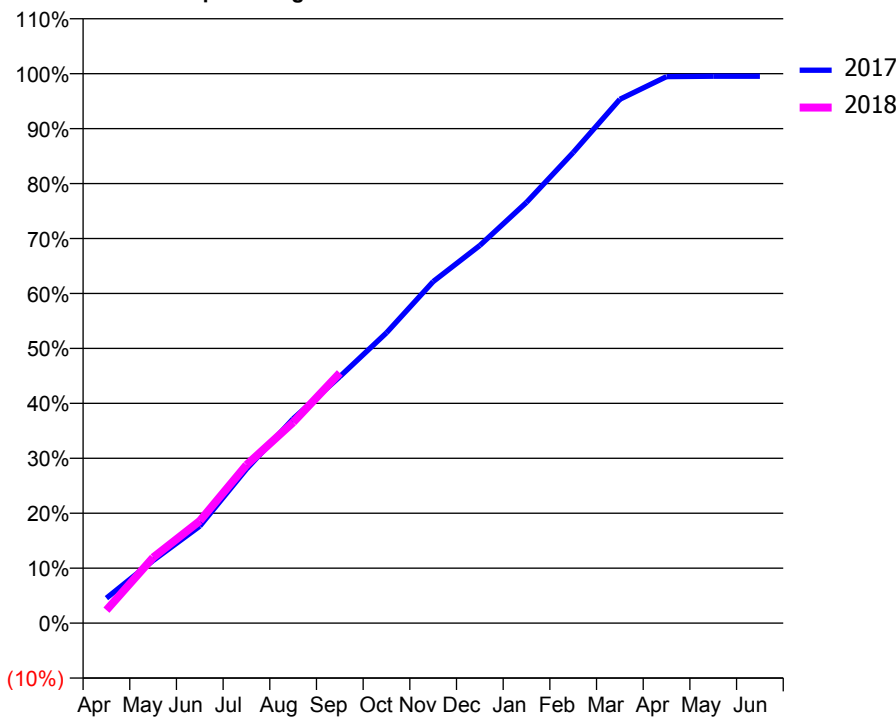
ACCESS*

Patients seen in 24 months	Total	Change since previous quarter
Quarter ending September 2016	7,719	
Quarter ending December 2016	7,807	→
Quarter ending March 2017	7,988	↑
Quarter ending June 2017	8,086	→
Quarter ending September 2017	7,949	↓
Variance since September 2016	3.0%	↑



ACTIVITY

Cumulative percentage of contracted UDA delivered 2017 & 2018



Month	Adjusted Scheduled Activity (UDA)	
	2017	2018
April	883	458
May	2,212	2,318
June	3,429	3,612
July	5,443	5,588
August	7,221	7,095
September	8,710	8,838
October	10,260	
November	12,068	
December	13,344	
January	14,865	
February	16,627	
March	18,505	
April	19,306	
May	19,323	
June	19,323	

QUALITY

	Quantity	Base Number	Contract	AT	Region	England
% of FP17s for the same patient ID Re-attending within 3 months - Children	152	1,972	7.7%	11.4%	11.4%	11.9%
% of FP17s for the same patient ID Re-attending within 3 months - Adults	657	3,506	18.7%	16.4%	15.7%	15.9%
% of FP17s for the same patient ID Re-attending between 3 & 9 months - Children	1,187	1,972	60.2%	55.5%	60.6%	58.1%
% of FP17s for the same patient ID Re-attending between 3 & 9 months - Adults	1,681	3,506	47.9%	48.7%	52.0%	50.6%
% of FP17s for Band 1 Urgent Courses	446	5,030	8.9%	10.7%	9.6%	9.1%
% of FP17s Relating to Free Repair or Replacements	35	5,030	0.7%	0.6%	0.7%	0.8%
% of FP17s Relating to Continuations	151	5,030	3.0%	0.8%	1.0%	1.1%
% of Patients satisfied with the dentistry they have received	8	10	80.0%	89.6%	91.6%	91.4%
% of Patients satisfied with the time they had to wait for an appointment	8	10	80.0%	87.0%	87.9%	87.7%

* This is based on patients treated on this contract for their most recent course of treatment. Figures in italics indicate the base number of FP17s or Patient Questionnaire responses are less than 100. N/A is shown where the base number of responses is less than 10 during the period. % is calculated as Quantity/Base number*100

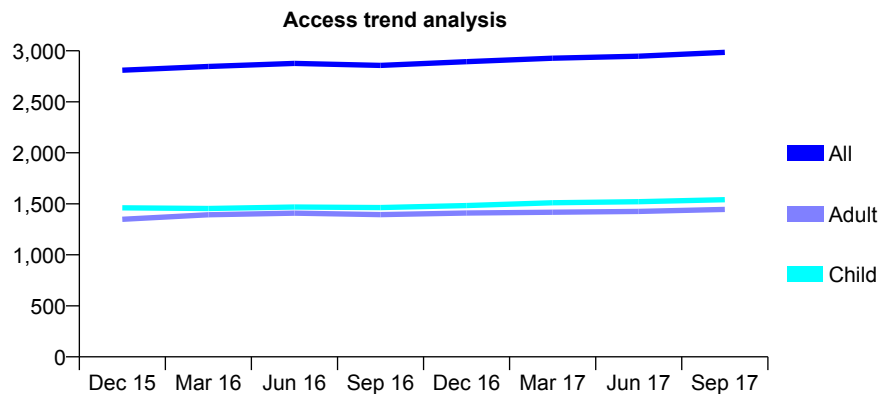
Q67 - Vital Signs At a Glance Contract Report for 101281/0035 - September 2017

Name or company name	OASIS DENTAL CARE LTD
Contract type name	GDS Contract
Purpose of contract	General and Orthodontic
Contract start date	01/04/2006
Contract end date	

17/18 Contracted general activity (UDA)	7,549
Carry forward general activity (UDA)	-151
17/18 Contracted orthodontic activity (UOA)	2,029
Carry forward orthodontic activity (UOA)	22
Baseline contract value	£370,978.68

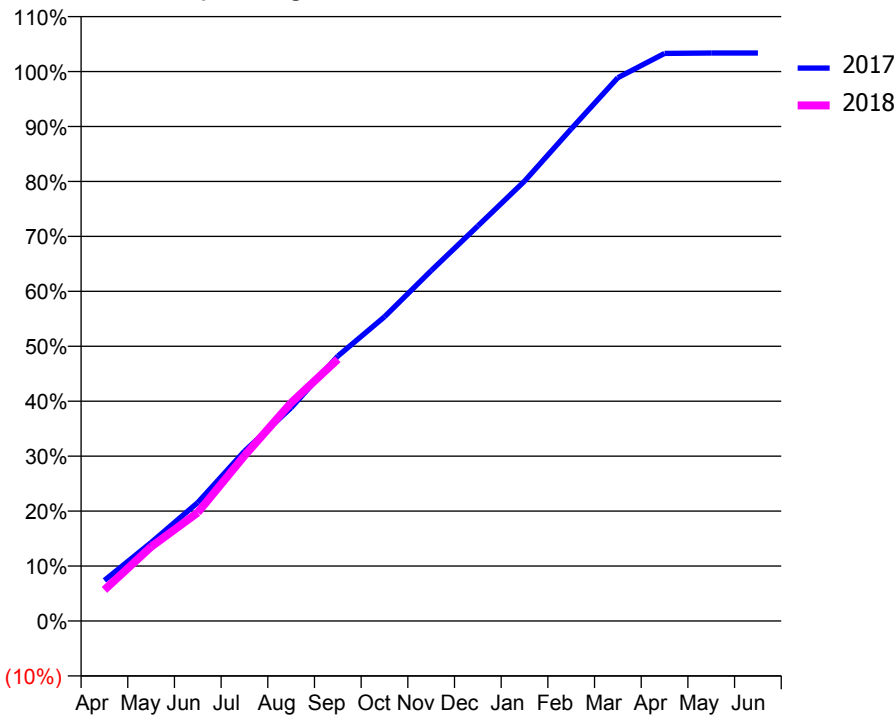
ACCESS*

Patients seen in 24 months	Total	Change since previous quarter
Quarter ending September 2016	2,857	
Quarter ending December 2016	2,893	→
Quarter ending March 2017	2,928	→
Quarter ending June 2017	2,947	→
Quarter ending September 2017	2,985	→
Variance since September 2016	4.5%	↑



ACTIVITY

Cumulative percentage of contracted UDA delivered 2017 & 2018



Month	Adjusted Scheduled Activity (UDA)	
	2017	2018
April	558	427
May	1,078	1,019
June	1,628	1,491
July	2,333	2,271
August	2,930	2,998
September	3,640	3,597
October	4,180	
November	4,813	
December	5,427	
January	6,043	
February	6,760	
March	7,464	
April	7,798	
May	7,803	
June	7,804	

QUALITY

	Quantity	Base Number	Contract	AT	Region	England
% of FP17s for the same patient ID Re-attending within 3 months - Children	113	1,266	8.9%	11.4%	11.4%	11.9%
% of FP17s for the same patient ID Re-attending within 3 months - Adults	185	1,085	17.1%	16.4%	15.7%	15.9%
% of FP17s for the same patient ID Re-attending between 3 & 9 months - Children	674	1,266	53.2%	55.5%	60.6%	58.1%
% of FP17s for the same patient ID Re-attending between 3 & 9 months - Adults	633	1,085	58.3%	48.7%	52.0%	50.6%
% of FP17s for Band 1 Urgent Courses	121	2,069	5.8%	10.7%	9.6%	9.1%
% of FP17s Relating to Free Repair or Replacements	8	2,069	0.4%	0.6%	0.7%	0.8%
% of FP17s Relating to Continuations	7	2,069	0.3%	0.8%	1.0%	1.1%
% of Patients satisfied with the dentistry they have received	11	12	91.7%	89.6%	91.6%	91.4%
% of Patients satisfied with the time they had to wait for an appointment	12	12	100.0%	87.0%	87.9%	87.7%

* This is based on patients treated on this contract for their most recent course of treatment. Figures in italics indicate the base number of FP17s or Patient Questionnaire responses are less than 100. N/A is shown where the base number of responses is less than 10 during the period. % is calculated as Quantity/Base number*100

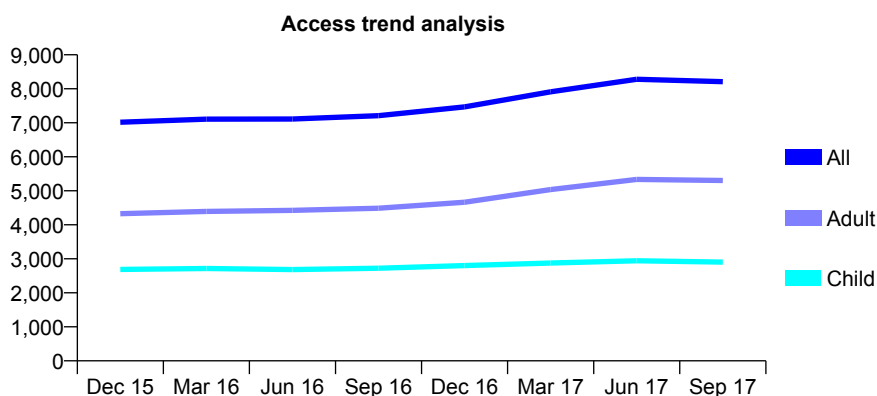
Q67 - Vital Signs At a Glance Contract Report for 101281/0105 - September 2017

Name or company name	OASIS DENTAL CARE LTD
Contract type name	GDS Contract
Purpose of contract	General and Orthodontic
Contract start date	01/04/2006
Contract end date	

17/18 Contracted general activity (UDA)	19,191
Carry forward general activity (UDA)	0
17/18 Contracted orthodontic activity (UOA)	1,035
Carry forward orthodontic activity (UOA)	0
Baseline contract value	£504,981.11

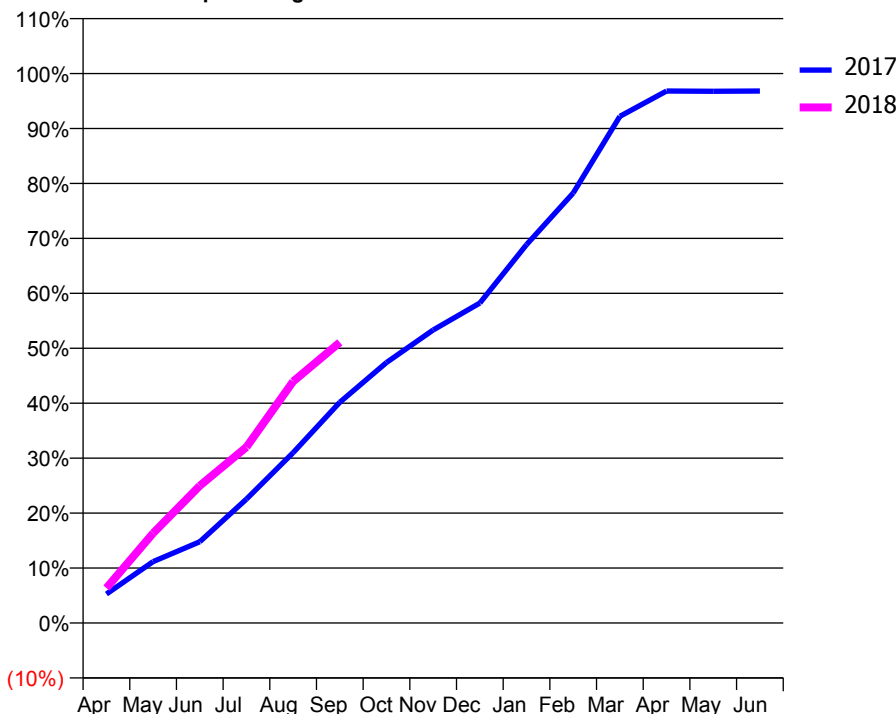
ACCESS*

Patients seen in 24 months	Total	Change since previous quarter
Quarter ending September 2016	7,210	
Quarter ending December 2016	7,467	↑
Quarter ending March 2017	7,913	↑
Quarter ending June 2017	8,280	↑
Quarter ending September 2017	8,208	→
Variance since September 2016	13.8%	↑



ACTIVITY

Cumulative percentage of contracted UDA delivered 2017 & 2018



Month	Adjusted Scheduled Activity (UDA)	
	2017	2018
April	1,014	1,224
May	2,144	3,137
June	2,840	4,796
July	4,331	6,143
August	5,950	8,434
September	7,708	9,802
October	9,097	
November	10,232	
December	11,175	
January	13,216	
February	15,016	
March	17,693	
April	18,580	
May	18,569	
June	18,581	

QUALITY

	Quantity	Base Number	Contract	AT	Region	England
% of FP17s for the same patient ID Re-attending within 3 months - Children	214	2,446	8.7%	11.4%	11.4%	11.9%
% of FP17s for the same patient ID Re-attending within 3 months - Adults	457	3,812	12.0%	16.4%	15.7%	15.9%
% of FP17s for the same patient ID Re-attending between 3 & 9 months - Children	1,592	2,446	65.1%	55.5%	60.6%	58.1%
% of FP17s for the same patient ID Re-attending between 3 & 9 months - Adults	2,201	3,812	57.7%	48.7%	52.0%	50.6%
% of FP17s for Band 1 Urgent Courses	296	5,648	5.2%	10.7%	9.6%	9.1%
% of FP17s Relating to Free Repair or Replacements	2	5,648	0.0%	0.6%	0.7%	0.8%
% of FP17s Relating to Continuations	80	5,648	1.4%	0.8%	1.0%	1.1%
% of Patients satisfied with the dentistry they have received	10	11	90.9%	89.6%	91.6%	91.4%
% of Patients satisfied with the time they had to wait for an appointment	11	11	100.0%	87.0%	87.9%	87.7%

* This is based on patients treated on this contract for their most recent course of treatment. Figures in italics indicate the base number of FP17s or Patient Questionnaire responses are less than 100. N/A is shown where the base number of responses is less than 10 during the period. % is calculated as Quantity/Base number*100

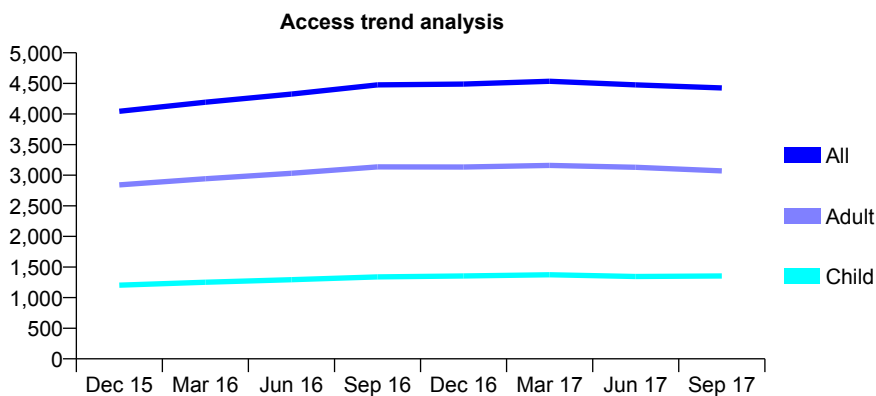
Q67 - Vital Signs At a Glance Contract Report for 101338/0105 - September 2017

Name or company name	Whitecross Dental Care Limited
Contract type name	GDS Contract
Purpose of contract	General
Contract start date	16/11/2009
Contract end date	

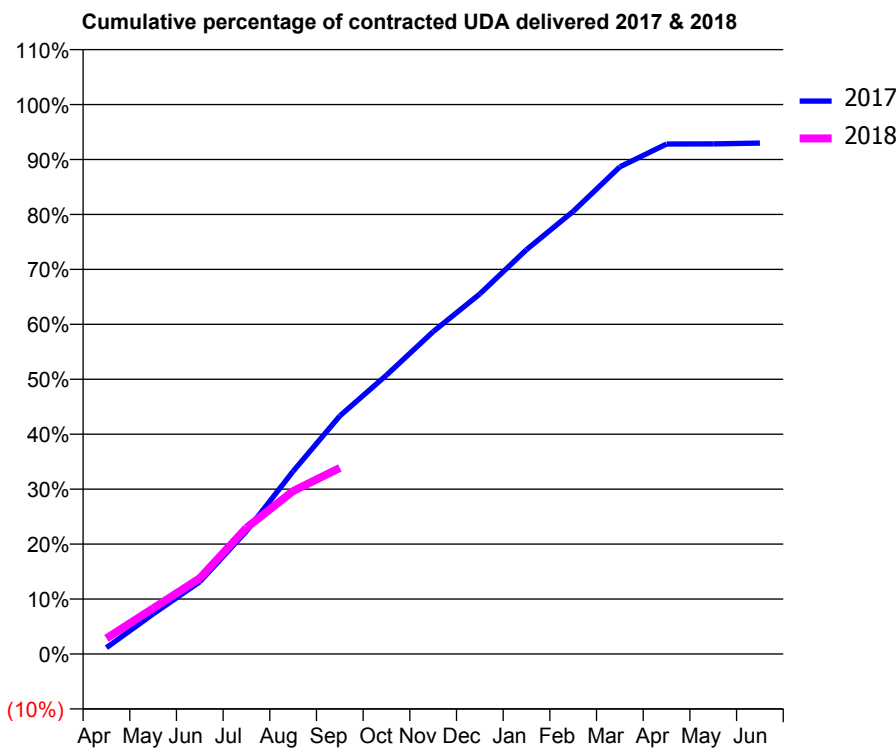
17/18 Contracted general activity (UDA)	12,000
Carry forward general activity (UDA)	0
17/18 Contracted orthodontic activity (UOA)	0
Carry forward orthodontic activity (UOA)	0
Baseline contract value	£365,230.20

ACCESS*

Patients seen in 24 months	Total	Change since previous quarter
Quarter ending September 2016	4,475	
Quarter ending December 2016	4,490	→
Quarter ending March 2017	4,535	→
Quarter ending June 2017	4,475	↓
Quarter ending September 2017	4,425	↓
Variance since September 2016	(1.1%)	↓



ACTIVITY



Month	Adjusted Scheduled Activity (UDA)	
	2017	2018
April	139	343
May	874	998
June	1,577	1,656
July	2,682	2,757
August	3,992	3,561
September	5,200	4,062
October	6,090	
November	7,041	
December	7,863	
January	8,830	
February	9,667	
March	10,640	
April	11,138	
May	11,141	
June	11,158	

QUALITY

	Quantity	Base Number	Contract	AT	Region	England
% of FP17s for the same patient ID Re-attending within 3 months - Children	43	885	4.9%	11.4%	11.4%	11.9%
% of FP17s for the same patient ID Re-attending within 3 months - Adults	97	1,472	6.6%	16.4%	15.7%	15.9%
% of FP17s for the same patient ID Re-attending between 3 & 9 months - Children	588	885	66.4%	55.5%	60.6%	58.1%
% of FP17s for the same patient ID Re-attending between 3 & 9 months - Adults	770	1,472	52.3%	48.7%	52.0%	50.6%
% of FP17s for Band 1 Urgent Courses	177	2,106	8.4%	10.7%	9.6%	9.1%
% of FP17s Relating to Free Repair or Replacements	14	2,106	0.7%	0.6%	0.7%	0.8%
% of FP17s Relating to Continuations	25	2,106	1.2%	0.8%	1.0%	1.1%
% of Patients satisfied with the dentistry they have received	8	10	80.0%	89.6%	91.6%	91.4%
% of Patients satisfied with the time they had to wait for an appointment	8	10	80.0%	87.0%	87.9%	87.7%

* This is based on patients treated on this contract for their most recent course of treatment. Figures in italics indicate the base number of FP17s or Patient Questionnaire responses are less than 100. N/A is shown where the base number of responses is less than 10 during the period. % is calculated as Quantity/Base number*100

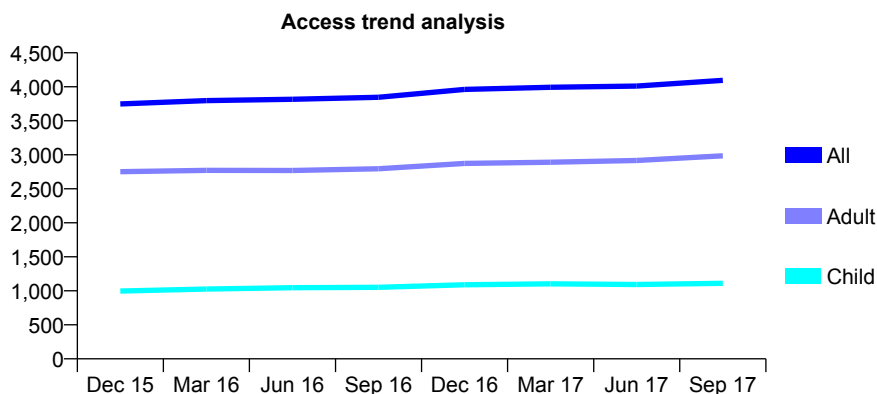
Q67 - Vital Signs At a Glance Contract Report for 101338/0116 - September 2017

Name or company name	Whitecross Dental Care Limited
Contract type name	GDS Contract
Purpose of contract	General
Contract start date	03/03/2010
Contract end date	

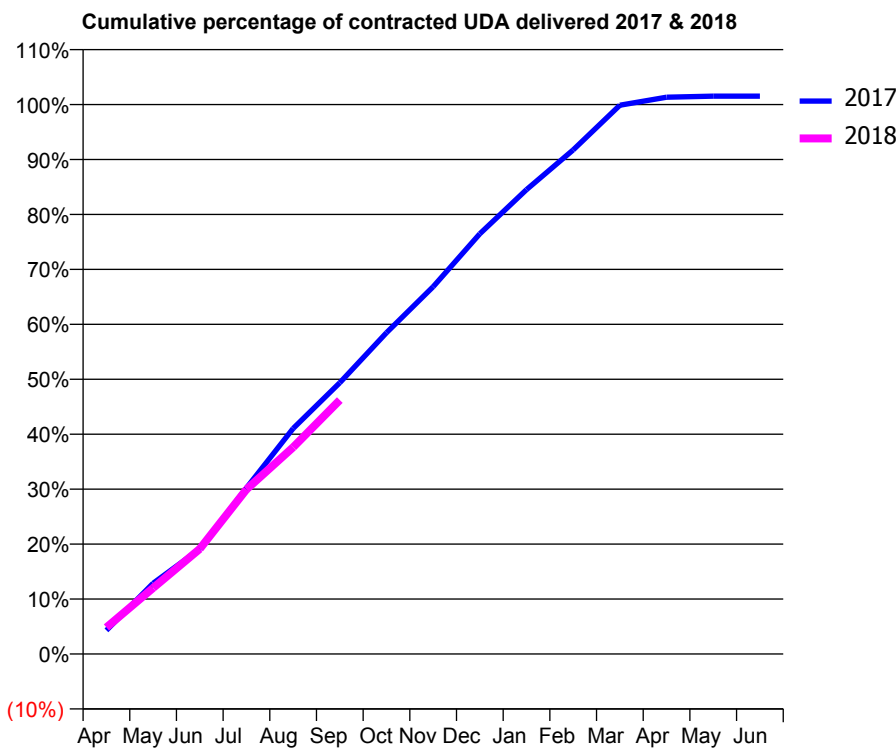
17/18 Contracted general activity (UDA)	14,000
Carry forward general activity (UDA)	-214
17/18 Contracted orthodontic activity (UOA)	0
Carry forward orthodontic activity (UOA)	0
Baseline contract value	£369,034.70

ACCESS*

Patients seen in 24 months	Total	Change since previous quarter
Quarter ending September 2016	3,847	
Quarter ending December 2016	3,962	↑
Quarter ending March 2017	3,994	→
Quarter ending June 2017	4,011	→
Quarter ending September 2017	4,096	↑
Variance since September 2016	6.5%	↑



ACTIVITY



Month	Adjusted Scheduled Activity (UDA)	
	2017	2018
April	601	679
May	1,804	1,684
June	2,675	2,678
July	4,230	4,195
August	5,745	5,269
September	6,913	6,470
October	8,185	
November	9,358	
December	10,707	
January	11,832	
February	12,845	
March	13,981	
April	14,187	
May	14,213	
June	14,213	

QUALITY

	Quantity	Base Number	Contract	AT	Region	England
% of FP17s for the same patient ID Re-attending within 3 months - Children	47	758	6.2%	11.4%	11.4%	11.9%
% of FP17s for the same patient ID Re-attending within 3 months - Adults	196	1,972	9.9%	16.4%	15.7%	15.9%
% of FP17s for the same patient ID Re-attending between 3 & 9 months - Children	460	758	60.7%	55.5%	60.6%	58.1%
% of FP17s for the same patient ID Re-attending between 3 & 9 months - Adults	1,082	1,972	54.9%	48.7%	52.0%	50.6%
% of FP17s for Band 1 Urgent Courses	243	2,608	9.3%	10.7%	9.6%	9.1%
% of FP17s Relating to Free Repair or Replacements	7	2,608	0.3%	0.6%	0.7%	0.8%
% of FP17s Relating to Continuations	50	2,608	1.9%	0.8%	1.0%	1.1%
% of Patients satisfied with the dentistry they have received	10	12	83.3%	89.6%	91.6%	91.4%
% of Patients satisfied with the time they had to wait for an appointment	10	12	83.3%	87.0%	87.9%	87.7%

* This is based on patients treated on this contract for their most recent course of treatment. Figures in italics indicate the base number of FP17s or Patient Questionnaire responses are less than 100. N/A is shown where the base number of responses is less than 10 during the period. % is calculated as Quantity/Base number*100

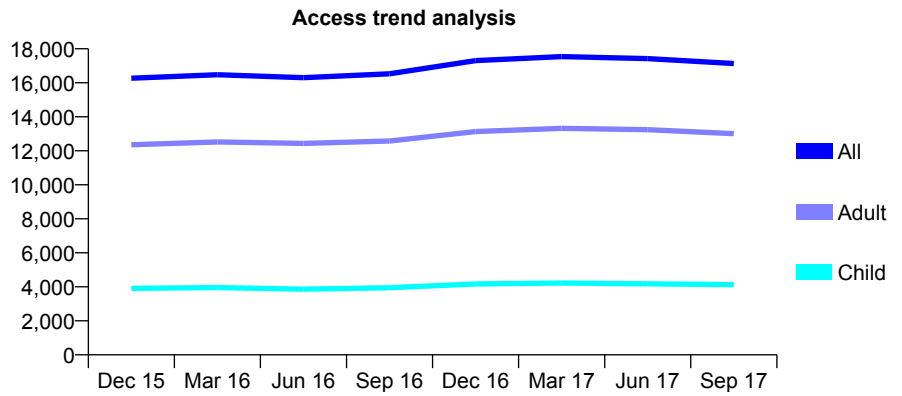
Q67 - Vital Signs At a Glance Contract Report for 101370/0009 - September 2017

Name or company name	Petrie Tucker and Partners Ltd
Contract type name	GDS Contract
Purpose of contract	General
Contract start date	01/04/2006
Contract end date	

17/18 Contracted general activity (UDA)	63,012
Carry forward general activity (UDA)	0
17/18 Contracted orthodontic activity (UOA)	0
Carry forward orthodontic activity (UOA)	0
Baseline contract value	£1,786,994.63

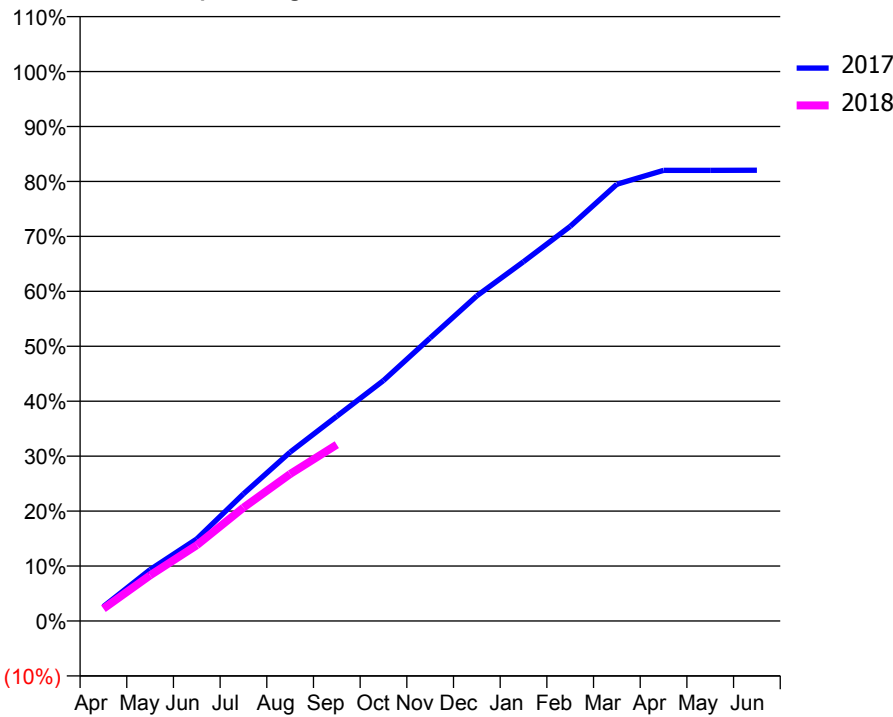
ACCESS*

Patients seen in 24 months	Total	Change since previous quarter
Quarter ending September 2016	16,527	
Quarter ending December 2016	17,304	↑
Quarter ending March 2017	17,544	→
Quarter ending June 2017	17,420	→
Quarter ending September 2017	17,137	↓
Variance since September 2016	3.7%	↑



ACTIVITY

Cumulative percentage of contracted UDA delivered 2017 & 2018



Month	Adjusted Scheduled Activity (UDA)	
	2017	2018
April	1,653	1,415
May	5,890	5,242
June	9,418	8,686
July	14,579	13,012
August	19,365	16,865
September	23,475	20,221
October	27,583	
November	32,450	
December	37,290	
January	41,208	
February	45,256	
March	50,081	
April	51,670	
May	51,670	
June	51,686	

QUALITY

	Quantity	Base Number	Contract	AT	Region	England
% of FP17s for the same patient ID Re-attending within 3 months - Children	171	2,600	6.6%	11.4%	11.4%	11.9%
% of FP17s for the same patient ID Re-attending within 3 months - Adults	1,042	8,104	12.9%	16.4%	15.7%	15.9%
% of FP17s for the same patient ID Re-attending between 3 & 9 months - Children	1,438	2,600	55.3%	55.5%	60.6%	58.1%
% of FP17s for the same patient ID Re-attending between 3 & 9 months - Adults	3,843	8,104	47.4%	48.7%	52.0%	50.6%
% of FP17s for Band 1 Urgent Courses	974	10,011	9.7%	10.7%	9.6%	9.1%
% of FP17s Relating to Free Repair or Replacements	69	10,011	0.7%	0.6%	0.7%	0.8%
% of FP17s Relating to Continuations	153	10,011	1.5%	0.8%	1.0%	1.1%
% of Patients satisfied with the dentistry they have received	33	39	84.6%	89.6%	91.6%	91.4%
% of Patients satisfied with the time they had to wait for an appointment	32	39	82.1%	87.0%	87.9%	87.7%

* This is based on patients treated on this contract for their most recent course of treatment. Figures in italics indicate the base number of FP17s or Patient Questionnaire responses are less than 100. N/A is shown where the base number of responses is less than 10 during the period. % is calculated as Quantity/Base number*100

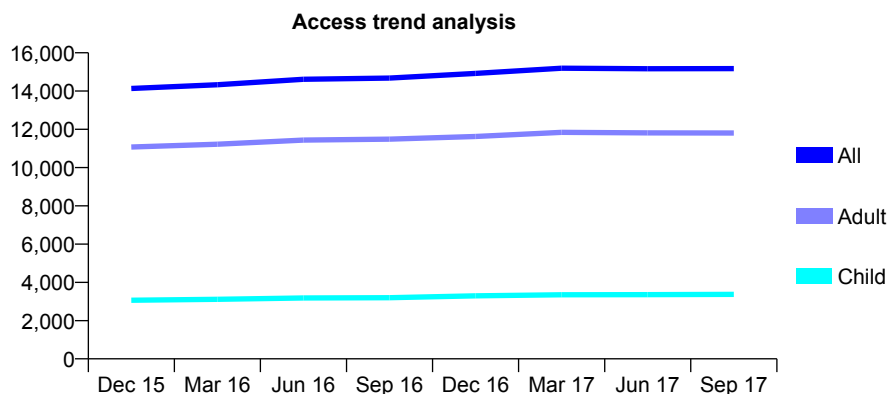
Q67 - Vital Signs At a Glance Contract Report for 101370/0097 - September 2017

Name or company name	Petrie Tucker and Partners Ltd
Contract type name	GDS Contract
Purpose of contract	General
Contract start date	01/04/2007
Contract end date	

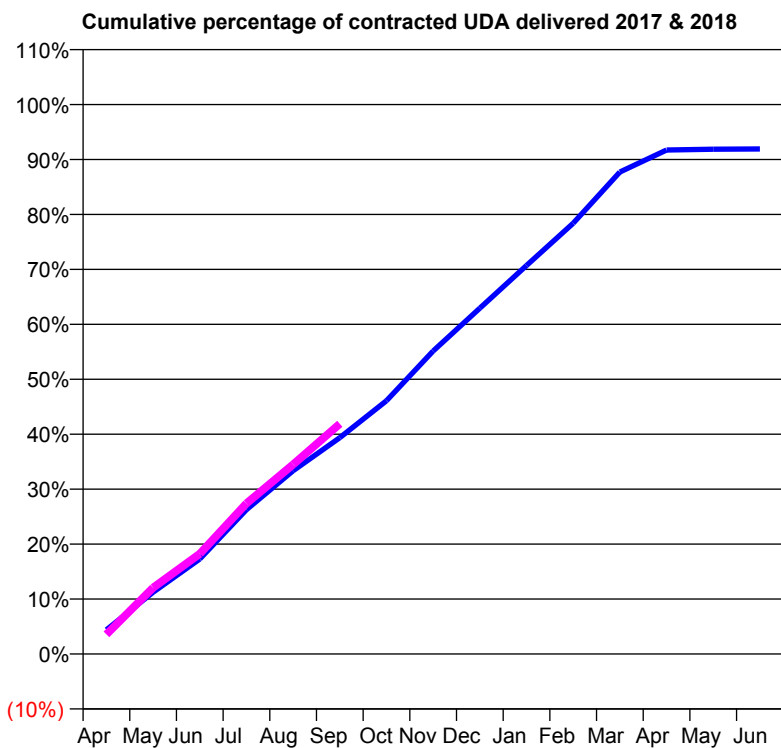
17/18 Contracted general activity (UDA)	41,328
Carry forward general activity (UDA)	0
17/18 Contracted orthodontic activity (UOA)	0
Carry forward orthodontic activity (UOA)	0
Baseline contract value	£901,542.48

ACCESS*

Patients seen in 24 months	Total	Change since previous quarter
Quarter ending September 2016	14,682	
Quarter ending December 2016	14,922	→
Quarter ending March 2017	15,195	→
Quarter ending June 2017	15,168	→
Quarter ending September 2017	15,173	→
Variance since September 2016	3.3%	↑



ACTIVITY



Month	Adjusted Scheduled Activity (UDA)	
	2017	2018
April	1,821	1,483
May	4,644	4,989
June	7,146	7,535
July	10,854	11,329
August	13,782	14,254
September	16,272	17,316
October	19,053	
November	22,796	
December	26,010	
January	29,224	
February	32,400	
March	36,246	
April	37,909	
May	37,969	
June	37,985	

QUALITY

	Quantity	Base Number	Contract	AT	Region	England
% of FP17s for the same patient ID Re-attending within 3 months - Children	110	2,121	5.2%	11.4%	11.4%	11.9%
% of FP17s for the same patient ID Re-attending within 3 months - Adults	847	6,993	12.1%	16.4%	15.7%	15.9%
% of FP17s for the same patient ID Re-attending between 3 & 9 months - Children	848	2,121	40.0%	55.5%	60.6%	58.1%
% of FP17s for the same patient ID Re-attending between 3 & 9 months - Adults	2,501	6,993	35.8%	48.7%	52.0%	50.6%
% of FP17s for Band 1 Urgent Courses	685	8,392	8.2%	10.7%	9.6%	9.1%
% of FP17s Relating to Free Repair or Replacements	60	8,392	0.7%	0.6%	0.7%	0.8%
% of FP17s Relating to Continuations	135	8,392	1.6%	0.8%	1.0%	1.1%
% of Patients satisfied with the dentistry they have received	29	35	82.9%	89.6%	91.6%	91.4%
% of Patients satisfied with the time they had to wait for an appointment	30	35	85.7%	87.0%	87.9%	87.7%

* This is based on patients treated on this contract for their most recent course of treatment. Figures in italics indicate the base number of FP17s or Patient Questionnaire responses are less than 100. N/A is shown where the base number of responses is less than 10 during the period. % is calculated as Quantity/Base number*100

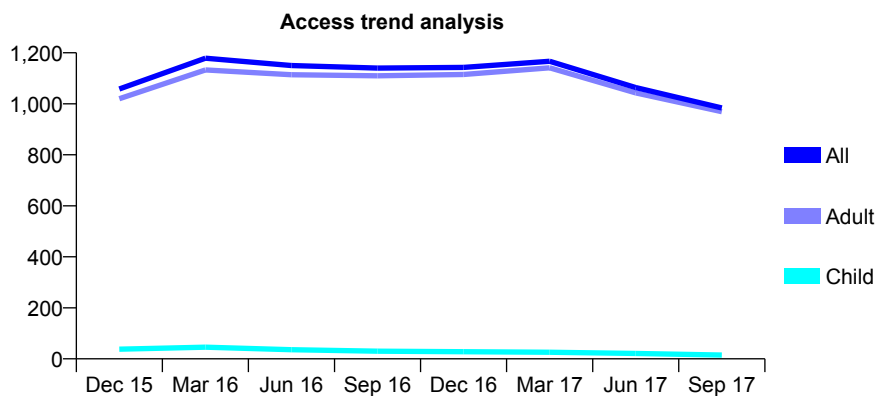
Q67 - Vital Signs At a Glance Contract Report for 101370/0133 - September 2017

Name or company name	Petrie Tucker & Partners Ltd
Contract type name	PDS Contract
Purpose of contract	General
Contract start date	01/04/2012
Contract end date	31/03/2018

17/18 Contracted general activity (UDA)	4,650
Carry forward general activity (UDA)	28
17/18 Contracted orthodontic activity (UOA)	0
Carry forward orthodontic activity (UOA)	0
Baseline contract value	£324,266.16

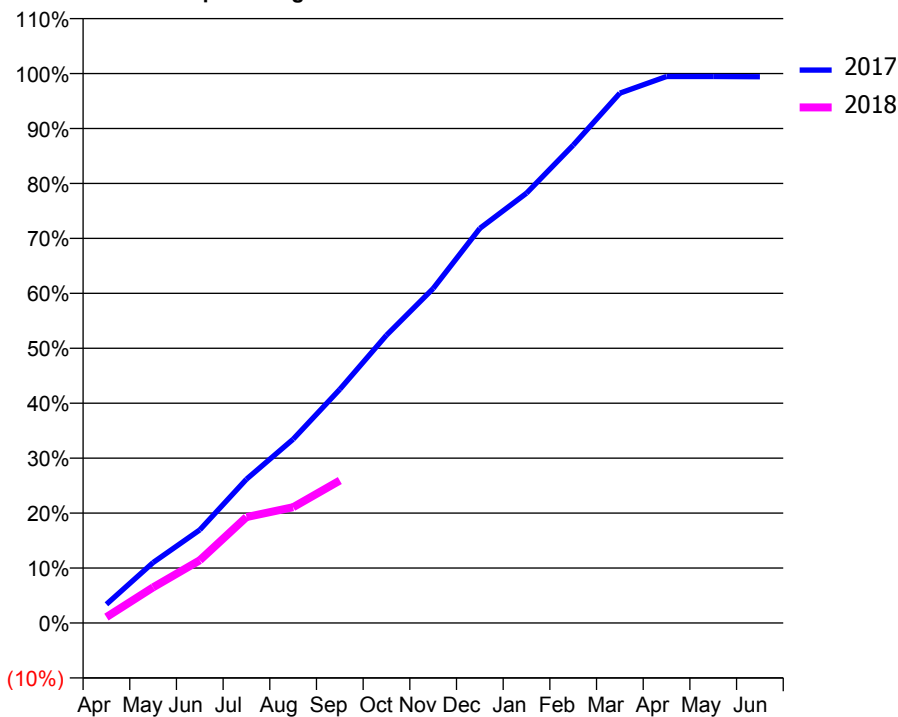
ACCESS*

Patients seen in 24 months	Total	Change since previous quarter
Quarter ending September 2016	1,140	
Quarter ending December 2016	1,143	→
Quarter ending March 2017	1,167	↑
Quarter ending June 2017	1,064	↓
Quarter ending September 2017	984	↓
Variance since September 2016	(13.7%)	↓



ACTIVITY

Cumulative percentage of contracted UDA delivered 2017 & 2018



Month	Adjusted Scheduled Activity (UDA)	
	2017	2018
April	159	50
May	512	302
June	788	531
July	1,217	896
August	1,555	980
September	1,977	1,206
October	2,436	
November	2,831	
December	3,339	
January	3,638	
February	4,044	
March	4,484	
April	4,625	
May	4,625	
June	4,622	

QUALITY

	Quantity	Base Number	Contract	AT	Region	England
% of FP17s for the same patient ID Re-attending within 3 months - Children	0	17	0.0%	11.4%	11.4%	11.9%
% of FP17s for the same patient ID Re-attending within 3 months - Adults	4	381	1.0%	16.4%	15.7%	15.9%
% of FP17s for the same patient ID Re-attending between 3 & 9 months - Children	0	17	0.0%	55.5%	60.6%	58.1%
% of FP17s for the same patient ID Re-attending between 3 & 9 months - Adults	2	381	0.5%	48.7%	52.0%	50.6%
% of FP17s for Band 1 Urgent Courses	0	353	0.0%	10.7%	9.6%	9.1%
% of FP17s Relating to Free Repair or Replacements	0	353	0.0%	0.6%	0.7%	0.8%
% of FP17s Relating to Continuations	5	353	1.4%	0.8%	1.0%	1.1%
% of Patients satisfied with the dentistry they have received	2	2	N/A	89.6%	91.6%	91.4%
% of Patients satisfied with the time they had to wait for an appointment	1	2	N/A	87.0%	87.9%	87.7%

* This is based on patients treated on this contract for their most recent course of treatment. Figures in italics indicate the base number of FP17s or Patient Questionnaire responses are less than 100. N/A is shown where the base number of responses is less than 10 during the period. % is calculated as Quantity/Base number*100

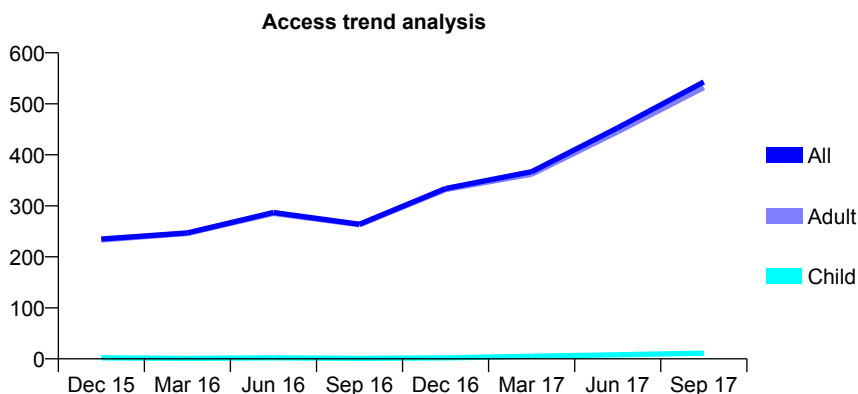
Q67 - Vital Signs At a Glance Contract Report for 101370/0135 - September 2017

Name or company name	Petrie Tucker & Partners Ltd
Contract type name	PDS Contract
Purpose of contract	General
Contract start date	01/04/2012
Contract end date	31/03/2018

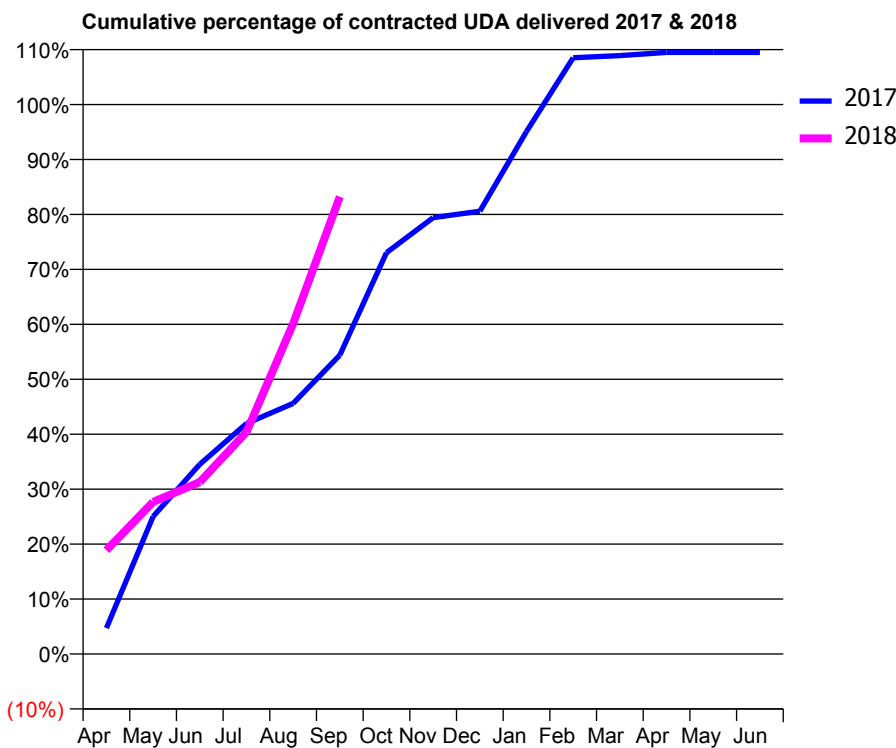
17/18 Contracted general activity (UDA)	1,550
Carry forward general activity (UDA)	-31
17/18 Contracted orthodontic activity (UOA)	0
Carry forward orthodontic activity (UOA)	0
Baseline contract value	£78,018.92

ACCESS*

Patients seen in 24 months	Total	Change since previous quarter
Quarter ending September 2016	264	
Quarter ending December 2016	334	↑
Quarter ending March 2017	367	↑
Quarter ending June 2017	453	↑
Quarter ending September 2017	543	↑
Variance since September 2016	105.7%	↑



ACTIVITY



Month	Adjusted Scheduled Activity (UDA)	
	2017	2018
April	73	293
May	388	429
June	535	485
July	650	626
August	707	932
September	843	1,290
October	1,132	
November	1,231	
December	1,249	
January	1,474	
February	1,682	
March	1,688	
April	1,697	
May	1,697	
June	1,697	

QUALITY

	Quantity	Base Number	Contract	AT	Region	England
% of FP17s for the same patient ID Re-attending within 3 months - Children	0	7	0.0%	11.4%	11.4%	11.9%
% of FP17s for the same patient ID Re-attending within 3 months - Adults	0	420	0.0%	16.4%	15.7%	15.9%
% of FP17s for the same patient ID Re-attending between 3 & 9 months - Children	0	7	0.0%	55.5%	60.6%	58.1%
% of FP17s for the same patient ID Re-attending between 3 & 9 months - Adults	0	420	0.0%	48.7%	52.0%	50.6%
% of FP17s for Band 1 Urgent Courses	0	424	0.0%	10.7%	9.6%	9.1%
% of FP17s Relating to Free Repair or Replacements	0	424	0.0%	0.6%	0.7%	0.8%
% of FP17s Relating to Continuations	0	424	0.0%	0.8%	1.0%	1.1%
% of Patients satisfied with the dentistry they have received	0	0	N/A	89.6%	91.6%	91.4%
% of Patients satisfied with the time they had to wait for an appointment	0	0	N/A	87.0%	87.9%	87.7%

* This is based on patients treated on this contract for their most recent course of treatment. Figures in italics indicate the base number of FP17s or Patient Questionnaire responses are less than 100. N/A is shown where the base number of responses is less than 10 during the period. % is calculated as Quantity/Base number*100

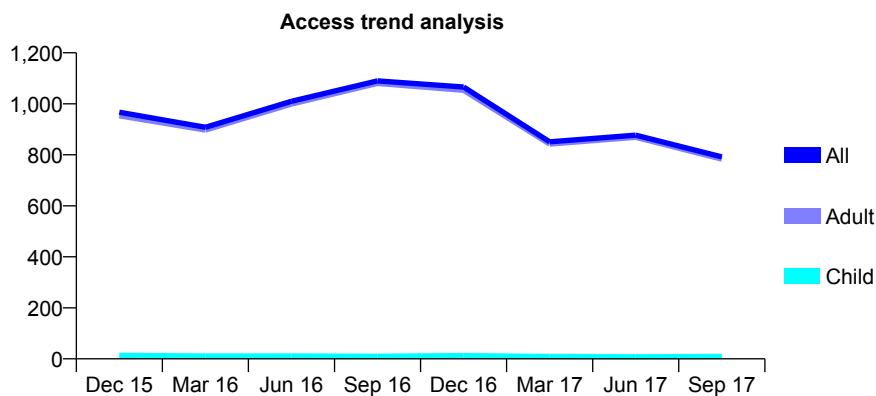
Q67 - Vital Signs At a Glance Contract Report for 101370/0138 - September 2017

Name or company name	Petrie Tucker and Partners Ltd
Contract type name	PDS Contract
Purpose of contract	General
Contract start date	01/04/2014
Contract end date	31/03/2018

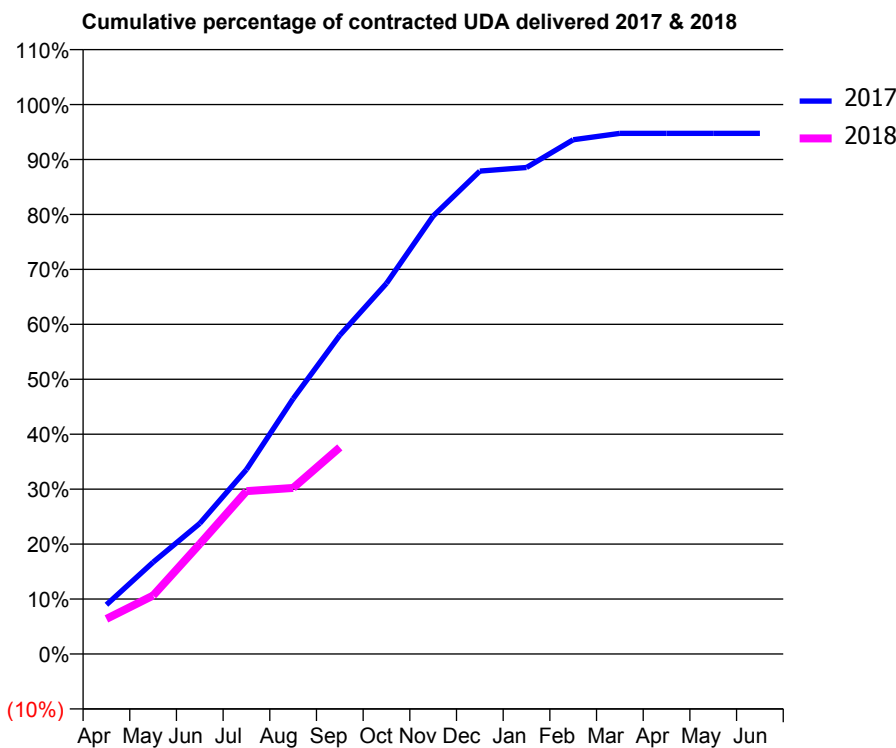
17/18 Contracted general activity (UDA)	3,100
Carry forward general activity (UDA)	0
17/18 Contracted orthodontic activity (UOA)	0
Carry forward orthodontic activity (UOA)	0
Baseline contract value	£235,682.17

ACCESS*

Patients seen in 24 months	Total	Change since previous quarter
Quarter ending September 2016	1,090	
Quarter ending December 2016	1,066	↓
Quarter ending March 2017	851	↓
Quarter ending June 2017	877	↑
Quarter ending September 2017	792	↓
Variance since September 2016	(27.3%)	↓



ACTIVITY



Month	Adjusted Scheduled Activity (UDA)	
	2017	2018
April	278	198
May	518	330
June	737	621
July	1,041	919
August	1,440	937
September	1,798	1,166
October	2,091	
November	2,471	
December	2,724	
January	2,745	
February	2,901	
March	2,937	
April	2,937	
May	2,937	
June	2,937	

QUALITY

	Quantity	Base Number	Contract	AT	Region	England
% of FP17s for the same patient ID Re-attending within 3 months - Children	0	9	0.0%	11.4%	11.4%	11.9%
% of FP17s for the same patient ID Re-attending within 3 months - Adults	2	381	0.5%	16.4%	15.7%	15.9%
% of FP17s for the same patient ID Re-attending between 3 & 9 months - Children	0	9	0.0%	55.5%	60.6%	58.1%
% of FP17s for the same patient ID Re-attending between 3 & 9 months - Adults	0	381	0.0%	48.7%	52.0%	50.6%
% of FP17s for Band 1 Urgent Courses	0	390	0.0%	10.7%	9.6%	9.1%
% of FP17s Relating to Free Repair or Replacements	0	390	0.0%	0.6%	0.7%	0.8%
% of FP17s Relating to Continuations	2	390	0.5%	0.8%	1.0%	1.1%
% of Patients satisfied with the dentistry they have received	4	4	N/A	89.6%	91.6%	91.4%
% of Patients satisfied with the time they had to wait for an appointment	2	4	N/A	87.0%	87.9%	87.7%

* This is based on patients treated on this contract for their most recent course of treatment. Figures in italics indicate the base number of FP17s or Patient Questionnaire responses are less than 100. N/A is shown where the base number of responses is less than 10 during the period. % is calculated as Quantity/Base number*100

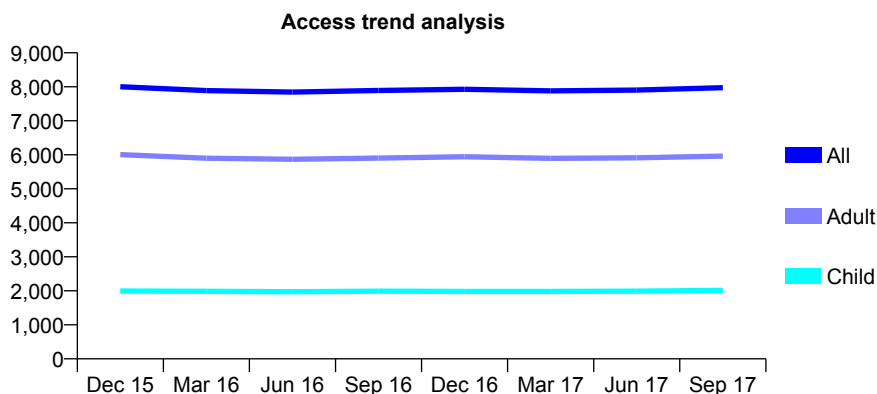
Q67 - Vital Signs At a Glance Contract Report for 101435/0142 - September 2017

Name or company name	IDH Limited
Contract type name	GDS Contract
Purpose of contract	General
Contract start date	01/06/2011
Contract end date	

17/18 Contracted general activity (UDA)	26,899
Carry forward general activity (UDA)	0
17/18 Contracted orthodontic activity (UOA)	0
Carry forward orthodontic activity (UOA)	0
Baseline contract value	£650,449.88

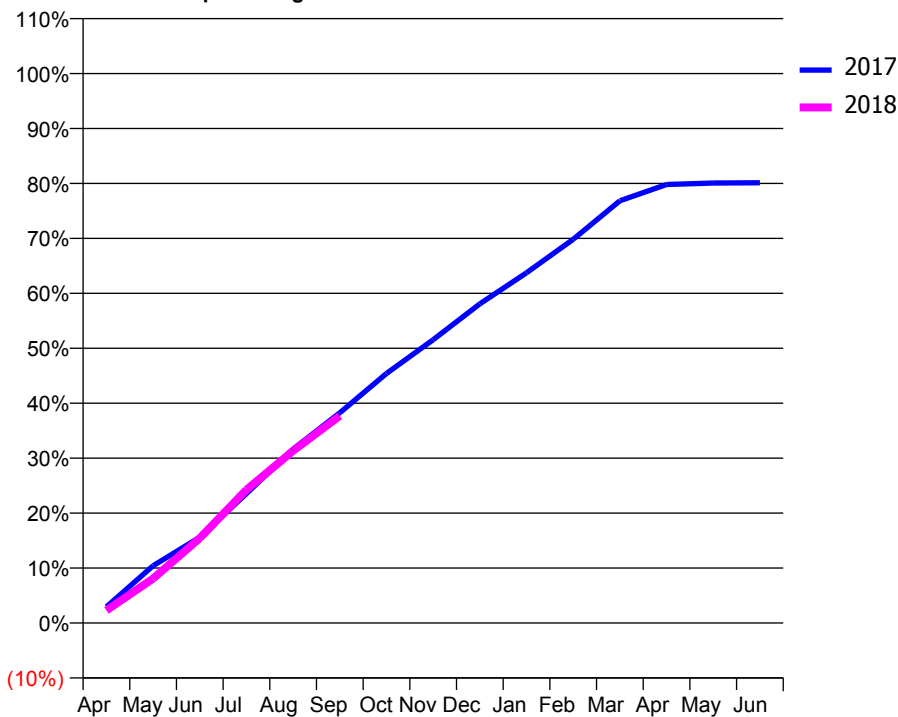
ACCESS*

Patients seen in 24 months	Total	Change since previous quarter
Quarter ending September 2016	7,892	
Quarter ending December 2016	7,927	→
Quarter ending March 2017	7,879	→
Quarter ending June 2017	7,905	→
Quarter ending September 2017	7,974	→
Variance since September 2016	1.0%	→



ACTIVITY

Cumulative percentage of contracted UDA delivered 2017 & 2018



Month	Adjusted Scheduled Activity (UDA)	
	2017	2018
April	793	619
May	2,802	2,177
June	4,197	4,152
July	6,332	6,521
August	8,517	8,432
September	10,290	10,144
October	12,219	
November	13,867	
December	15,621	
January	17,145	
February	18,780	
March	20,671	
April	21,466	
May	21,538	
June	21,551	

QUALITY

	Quantity	Base Number	Contract	AT	Region	England
% of FP17s for the same patient ID Re-attending within 3 months - Children	69	1,435	4.8%	11.4%	11.4%	11.9%
% of FP17s for the same patient ID Re-attending within 3 months - Adults	353	3,855	9.2%	16.4%	15.7%	15.9%
% of FP17s for the same patient ID Re-attending between 3 & 9 months - Children	777	1,435	54.1%	55.5%	60.6%	58.1%
% of FP17s for the same patient ID Re-attending between 3 & 9 months - Adults	1,928	3,855	50.0%	48.7%	52.0%	50.6%
% of FP17s for Band 1 Urgent Courses	328	4,821	6.8%	10.7%	9.6%	9.1%
% of FP17s Relating to Free Repair or Replacements	35	4,821	0.7%	0.6%	0.7%	0.8%
% of FP17s Relating to Continuations	62	4,821	1.3%	0.8%	1.0%	1.1%
% of Patients satisfied with the dentistry they have received	16	19	84.2%	89.6%	91.6%	91.4%
% of Patients satisfied with the time they had to wait for an appointment	16	19	84.2%	87.0%	87.9%	87.7%

* This is based on patients treated on this contract for their most recent course of treatment. Figures in italics indicate the base number of FP17s or Patient Questionnaire responses are less than 100. N/A is shown where the base number of responses is less than 10 during the period. % is calculated as Quantity/Base number*100

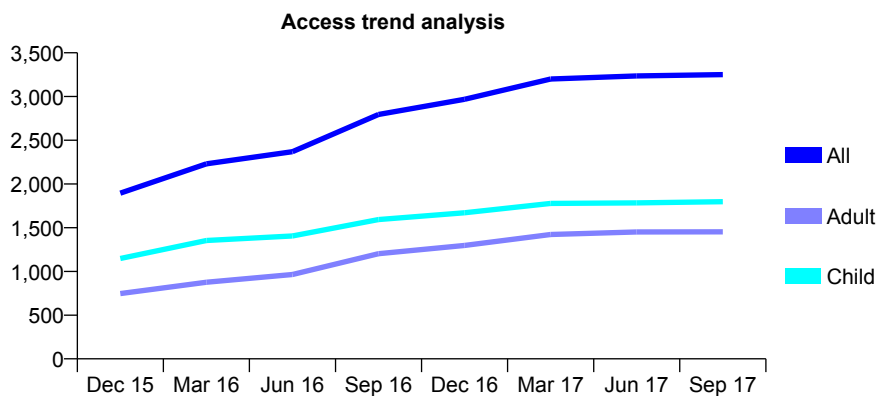
Q67 - Vital Signs At a Glance Contract Report for 102040/0001 - September 2017

Name or company name	Dr Fayaz Jetha
Contract type name	GDS Contract
Purpose of contract	General
Contract start date	20/04/2015
Contract end date	

17/18 Contracted general activity (UDA)	8,926
Carry forward general activity (UDA)	-127
17/18 Contracted orthodontic activity (UOA)	0
Carry forward orthodontic activity (UOA)	0
Baseline contract value	£220,247.96

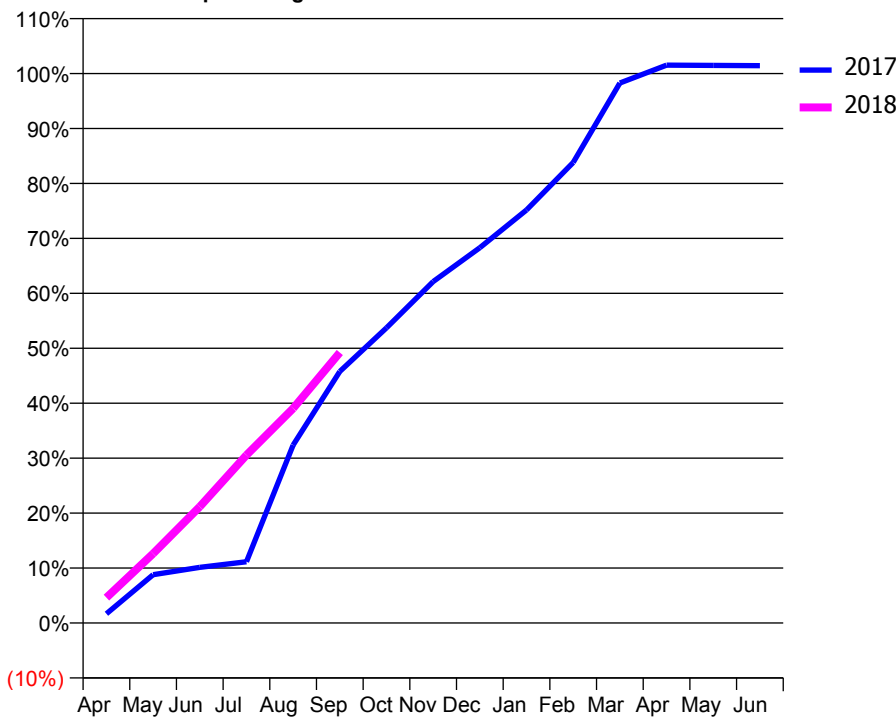
ACCESS*

Patients seen in 24 months	Total	Change since previous quarter
Quarter ending September 2016	2,795	
Quarter ending December 2016	2,968	↑
Quarter ending March 2017	3,200	↑
Quarter ending June 2017	3,235	→
Quarter ending September 2017	3,250	→
Variance since September 2016	16.3%	↑



ACTIVITY

Cumulative percentage of contracted UDA delivered 2017 & 2018



Month	Adjusted Scheduled Activity (UDA)	
	2017	2018
April	152	413
May	785	1,128
June	904	1,889
July	994	2,729
August	2,890	3,487
September	4,086	4,393
October	4,794	
November	5,547	
December	6,096	
January	6,709	
February	7,481	
March	8,771	
April	9,063	
May	9,057	
June	9,053	

QUALITY

	Quantity	Base Number	Contract	AT	Region	England
% of FP17s for the same patient ID Re-attending within 3 months - Children	60	1,190	5.0%	11.4%	11.4%	11.9%
% of FP17s for the same patient ID Re-attending within 3 months - Adults	110	814	13.5%	16.4%	15.7%	15.9%
% of FP17s for the same patient ID Re-attending between 3 & 9 months - Children	629	1,190	52.9%	55.5%	60.6%	58.1%
% of FP17s for the same patient ID Re-attending between 3 & 9 months - Adults	318	814	39.1%	48.7%	52.0%	50.6%
% of FP17s for Band 1 Urgent Courses	171	1,876	9.1%	10.7%	9.6%	9.1%
% of FP17s Relating to Free Repair or Replacements	1	1,876	0.1%	0.6%	0.7%	0.8%
% of FP17s Relating to Continuations	1	1,876	0.1%	0.8%	1.0%	1.1%
% of Patients satisfied with the dentistry they have received	3	3	N/A	89.6%	91.6%	91.4%
% of Patients satisfied with the time they had to wait for an appointment	3	3	N/A	87.0%	87.9%	87.7%

* This is based on patients treated on this contract for their most recent course of treatment. Figures in italics indicate the base number of FP17s or Patient Questionnaire responses are less than 100. N/A is shown where the base number of responses is less than 10 during the period. % is calculated as Quantity/Base number*100

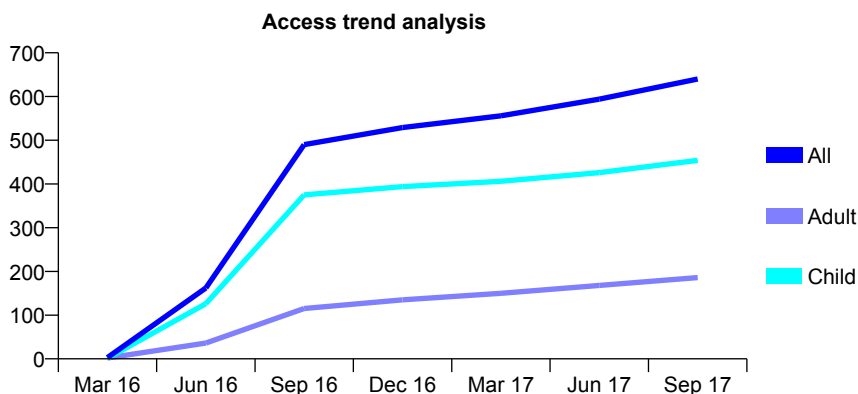
Q67 - Vital Signs At a Glance Contract Report for 103705/0001 - September 2017

Name or company name	Fourways Dental Surgery
Contract type name	GDS Contract
Purpose of contract	General
Contract start date	20/12/2015
Contract end date	

17/18 Contracted general activity (UDA)	1,460
Carry forward general activity (UDA)	0
17/18 Contracted orthodontic activity (UOA)	0
Carry forward orthodontic activity (UOA)	0
Baseline contract value	£36,103.89

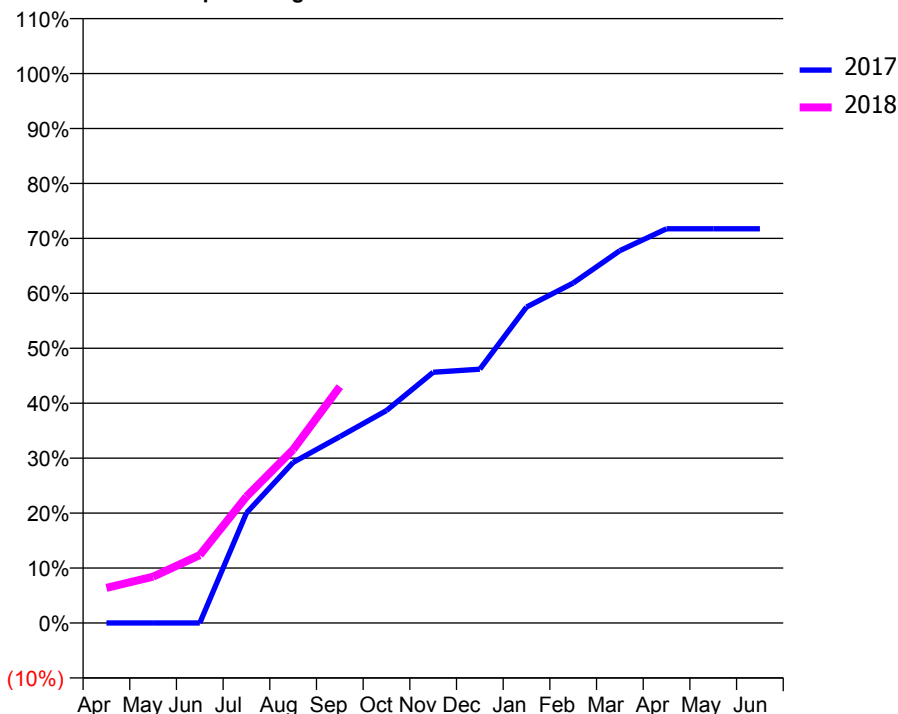
ACCESS*

Patients seen in 24 months	Total	Change since previous quarter
Quarter ending September 2016	490	
Quarter ending December 2016	529	↑
Quarter ending March 2017	556	↑
Quarter ending June 2017	594	↑
Quarter ending September 2017	640	↑
Variance since September 2016	30.6%	↑



ACTIVITY

Cumulative percentage of contracted UDA delivered 2017 & 2018



Month	Adjusted Scheduled Activity (UDA)	
	2017	2018
April	0	93
May	0	123
June	0	180
July	292	336
August	427	461
September	495	628
October	565	
November	666	
December	674	
January	840	
February	903	
March	989	
April	1,047	
May	1,047	
June	1,047	

QUALITY

	Quantity	Base Number	Contract	AT	Region	England
% of FP17s for the same patient ID Re-attending within 3 months - Children	18	372	4.8%	11.4%	11.4%	11.9%
% of FP17s for the same patient ID Re-attending within 3 months - Adults	11	94	11.7%	16.4%	15.7%	15.9%
% of FP17s for the same patient ID Re-attending between 3 & 9 months - Children	204	372	54.8%	55.5%	60.6%	58.1%
% of FP17s for the same patient ID Re-attending between 3 & 9 months - Adults	41	94	43.6%	48.7%	52.0%	50.6%
% of FP17s for Band 1 Urgent Courses	15	415	3.6%	10.7%	9.6%	9.1%
% of FP17s Relating to Free Repair or Replacements	0	415	0.0%	0.6%	0.7%	0.8%
% of FP17s Relating to Continuations	0	415	0.0%	0.8%	1.0%	1.1%
% of Patients satisfied with the dentistry they have received	1	1	N/A	89.6%	91.6%	91.4%
% of Patients satisfied with the time they had to wait for an appointment	1	1	N/A	87.0%	87.9%	87.7%

* This is based on patients treated on this contract for their most recent course of treatment. Figures in italics indicate the base number of FP17s or Patient Questionnaire responses are less than 100. N/A is shown where the base number of responses is less than 10 during the period. % is calculated as Quantity/Base number*100

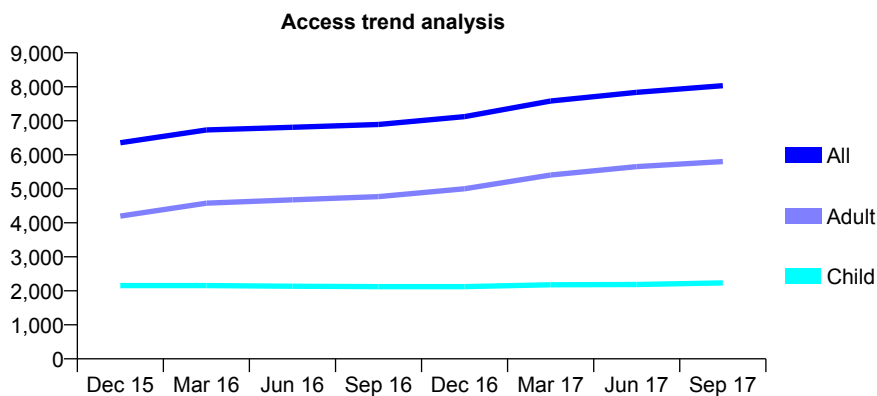
Q67 - Vital Signs At a Glance Contract Report for 104981/0001 - September 2017

Name or company name	Pennypot Dental Practice Ltd
Contract type name	GDS Contract
Purpose of contract	General
Contract start date	11/04/2011
Contract end date	

17/18 Contracted general activity (UDA)	22,682
Carry forward general activity (UDA)	365
17/18 Contracted orthodontic activity (UOA)	0
Carry forward orthodontic activity (UOA)	0
Baseline contract value	£594,568.33

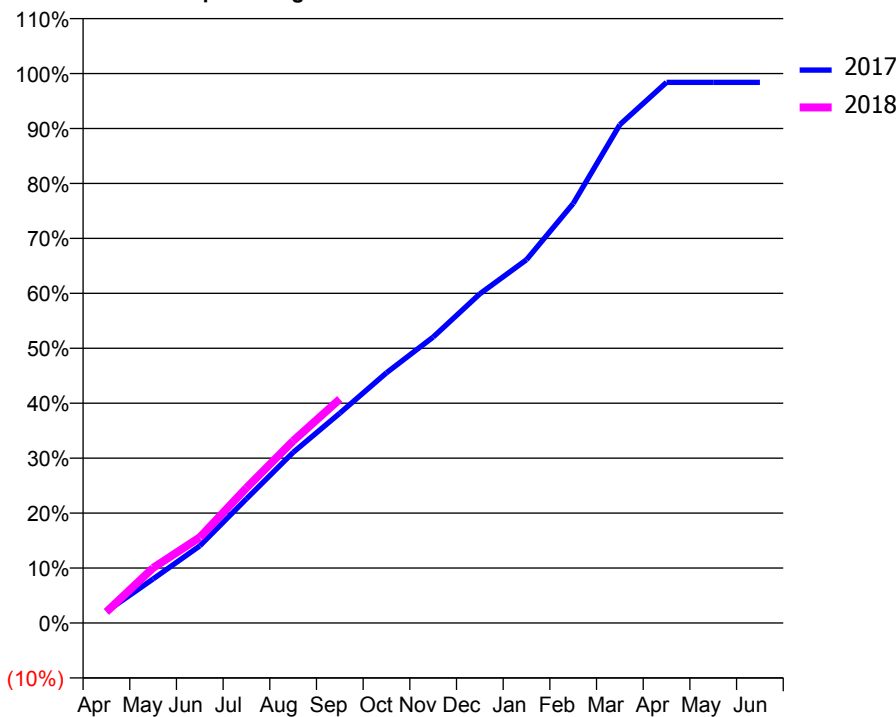
ACCESS*

Patients seen in 24 months	Total	Change since previous quarter
Quarter ending September 2016	6,893	
Quarter ending December 2016	7,124	↑
Quarter ending March 2017	7,581	↑
Quarter ending June 2017	7,838	↑
Quarter ending September 2017	8,035	↑
Variance since September 2016	16.6%	↑



ACTIVITY

Cumulative percentage of contracted UDA delivered 2017 & 2018



Month	Adjusted Scheduled Activity (UDA)	
	2017	2018
April	476	461
May	1,818	2,274
June	3,183	3,535
July	5,127	5,579
August	7,042	7,514
September	8,659	9,246
October	10,326	
November	11,805	
December	13,586	
January	14,997	
February	17,311	
March	20,570	
April	22,317	
May	22,317	
June	22,317	

QUALITY

	Quantity	Base Number	Contract	AT	Region	England
% of FP17s for the same patient ID Re-attending within 3 months - Children	134	1,763	7.6%	11.4%	11.4%	11.9%
% of FP17s for the same patient ID Re-attending within 3 months - Adults	637	4,028	15.8%	16.4%	15.7%	15.9%
% of FP17s for the same patient ID Re-attending between 3 & 9 months - Children	1,069	1,763	60.6%	55.5%	60.6%	58.1%
% of FP17s for the same patient ID Re-attending between 3 & 9 months - Adults	1,941	4,028	48.2%	48.7%	52.0%	50.6%
% of FP17s for Band 1 Urgent Courses	717	5,227	13.7%	10.7%	9.6%	9.1%
% of FP17s Relating to Free Repair or Replacements	25	5,227	0.5%	0.6%	0.7%	0.8%
% of FP17s Relating to Continuations	34	5,227	0.7%	0.8%	1.0%	1.1%
% of Patients satisfied with the dentistry they have received	19	21	90.5%	89.6%	91.6%	91.4%
% of Patients satisfied with the time they had to wait for an appointment	19	21	90.5%	87.0%	87.9%	87.7%

* This is based on patients treated on this contract for their most recent course of treatment. Figures in italics indicate the base number of FP17s or Patient Questionnaire responses are less than 100. N/A is shown where the base number of responses is less than 10 during the period. % is calculated as Quantity/Base number*100

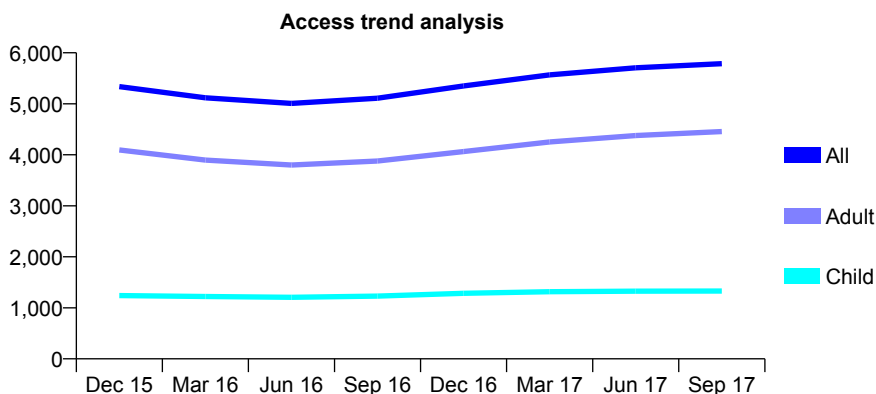
Q67 - Vital Signs At a Glance Contract Report for 104981/0002 - September 2017

Name or company name	Pennypot Dental Practice Ltd
Contract type name	GDS Contract
Purpose of contract	General
Contract start date	11/04/2011
Contract end date	

17/18 Contracted general activity (UDA)	15,124
Carry forward general activity (UDA)	83
17/18 Contracted orthodontic activity (UOA)	0
Carry forward orthodontic activity (UOA)	0
Baseline contract value	£396,378.88

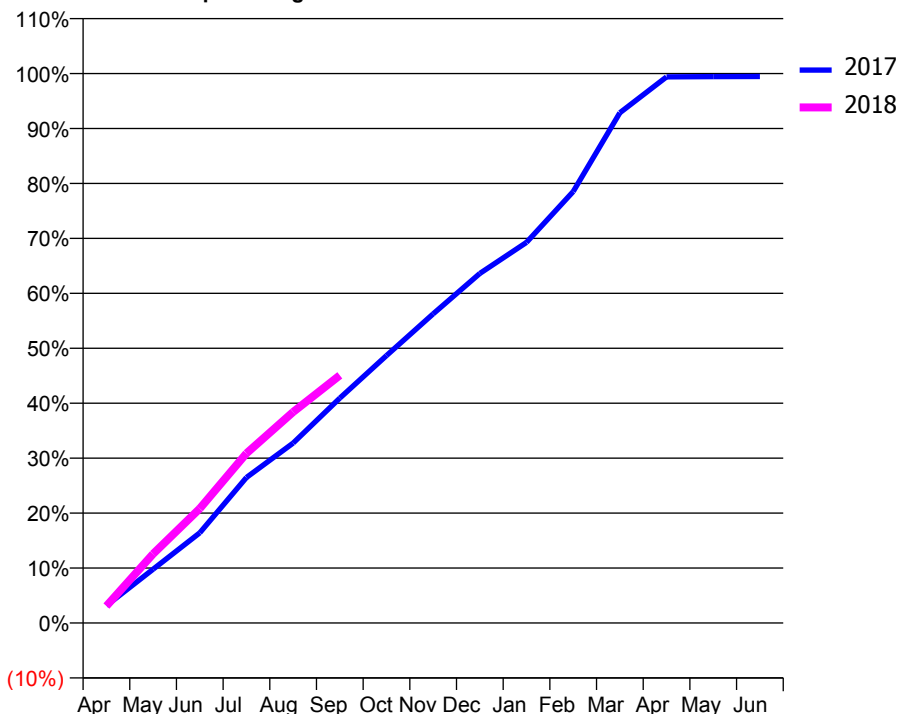
ACCESS*

Patients seen in 24 months	Total	Change since previous quarter
Quarter ending September 2016	5,109	
Quarter ending December 2016	5,350	↑
Quarter ending March 2017	5,567	↑
Quarter ending June 2017	5,705	↑
Quarter ending September 2017	5,786	→
Variance since September 2016	13.3%	↑



ACTIVITY

Cumulative percentage of contracted UDA delivered 2017 & 2018



Adjusted Scheduled Activity (UDA)

Month	2017	2018
April	479	469
May	1,480	1,902
June	2,482	3,149
July	4,005	4,671
August	4,953	5,809
September	6,188	6,816
October	7,360	
November	8,509	
December	9,623	
January	10,476	
February	11,874	
March	14,045	
April	15,033	
May	15,040	
June	15,041	

QUALITY

	Quantity	Base Number	Contract	AT	Region	England
% of FP17s for the same patient ID Re-attending within 3 months - Children	51	1,026	5.0%	11.4%	11.4%	11.9%
% of FP17s for the same patient ID Re-attending within 3 months - Adults	409	3,352	12.2%	16.4%	15.7%	15.9%
% of FP17s for the same patient ID Re-attending between 3 & 9 months - Children	728	1,026	71.0%	55.5%	60.6%	58.1%
% of FP17s for the same patient ID Re-attending between 3 & 9 months - Adults	1,755	3,352	52.4%	48.7%	52.0%	50.6%
% of FP17s for Band 1 Urgent Courses	491	3,968	12.4%	10.7%	9.6%	9.1%
% of FP17s Relating to Free Repair or Replacements	20	3,968	0.5%	0.6%	0.7%	0.8%
% of FP17s Relating to Continuations	19	3,968	0.5%	0.8%	1.0%	1.1%
% of Patients satisfied with the dentistry they have received	12	13	92.3%	89.6%	91.6%	91.4%
% of Patients satisfied with the time they had to wait for an appointment	12	13	92.3%	87.0%	87.9%	87.7%

* This is based on patients treated on this contract for their most recent course of treatment. Figures in italics indicate the base number of FP17s or Patient Questionnaire responses are less than 100. N/A is shown where the base number of responses is less than 10 during the period. % is calculated as Quantity/Base number*100

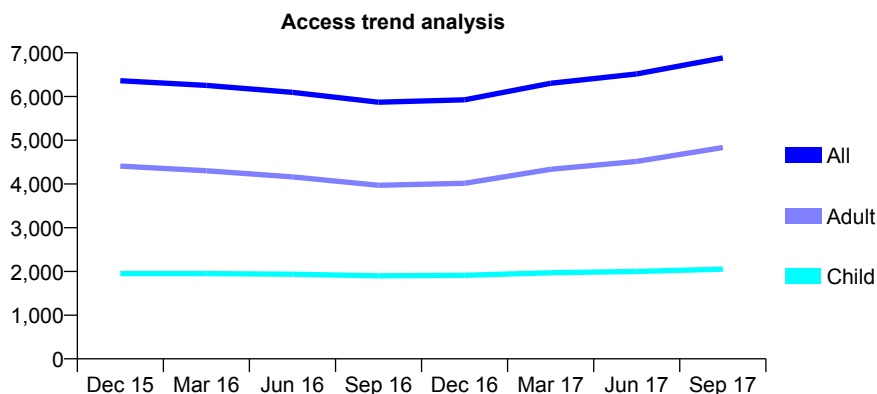
Q67 - Vital Signs At a Glance Contract Report for 104981/0003 - September 2017

Name or company name	Pennypot Dental Practice Ltd
Contract type name	GDS Contract
Purpose of contract	General
Contract start date	11/04/2011
Contract end date	

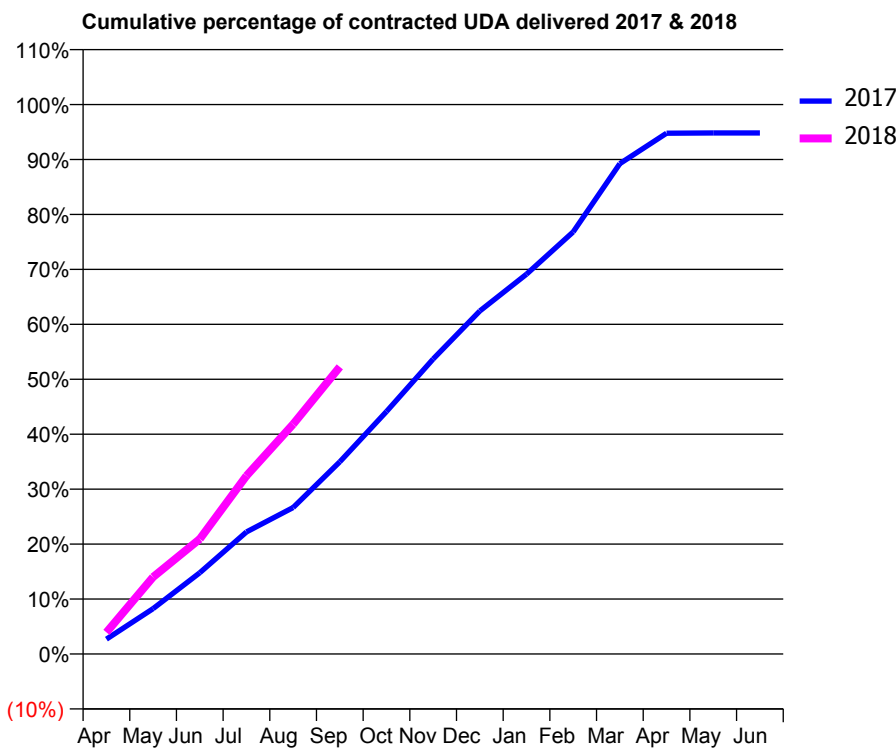
17/18 Contracted general activity (UDA)	16,000
Carry forward general activity (UDA)	0
17/18 Contracted orthodontic activity (UOA)	0
Carry forward orthodontic activity (UOA)	0
Baseline contract value	£409,057.83

ACCESS*

Patients seen in 24 months	Total	Change since previous quarter
Quarter ending September 2016	5,870	
Quarter ending December 2016	5,926	→
Quarter ending March 2017	6,303	↑
Quarter ending June 2017	6,516	↑
Quarter ending September 2017	6,883	↑
Variance since September 2016	17.3%	↑



ACTIVITY



Month	Adjusted Scheduled Activity (UDA)	
	2017	2018
April	431	630
May	1,320	2,242
June	2,368	3,350
July	3,556	5,191
August	4,265	6,690
September	5,597	8,360
October	7,062	
November	8,589	
December	9,989	
January	11,060	
February	12,292	
March	14,280	
April	15,164	
May	15,170	
June	15,173	

QUALITY

	Quantity	Base Number	Contract	AT	Region	England
% of FP17s for the same patient ID Re-attending within 3 months - Children	90	1,646	5.5%	11.4%	11.4%	11.9%
% of FP17s for the same patient ID Re-attending within 3 months - Adults	446	4,062	11.0%	16.4%	15.7%	15.9%
% of FP17s for the same patient ID Re-attending between 3 & 9 months - Children	1,027	1,646	62.4%	55.5%	60.6%	58.1%
% of FP17s for the same patient ID Re-attending between 3 & 9 months - Adults	2,279	4,062	56.1%	48.7%	52.0%	50.6%
% of FP17s for Band 1 Urgent Courses	590	5,242	11.3%	10.7%	9.6%	9.1%
% of FP17s Relating to Free Repair or Replacements	4	5,242	0.1%	0.6%	0.7%	0.8%
% of FP17s Relating to Continuations	3	5,242	0.1%	0.8%	1.0%	1.1%
% of Patients satisfied with the dentistry they have received	17	21	81.0%	89.6%	91.6%	91.4%
% of Patients satisfied with the time they had to wait for an appointment	17	21	81.0%	87.0%	87.9%	87.7%

* This is based on patients treated on this contract for their most recent course of treatment. Figures in italics indicate the base number of FP17s or Patient Questionnaire responses are less than 100. N/A is shown where the base number of responses is less than 10 during the period. % is calculated as Quantity/Base number*100

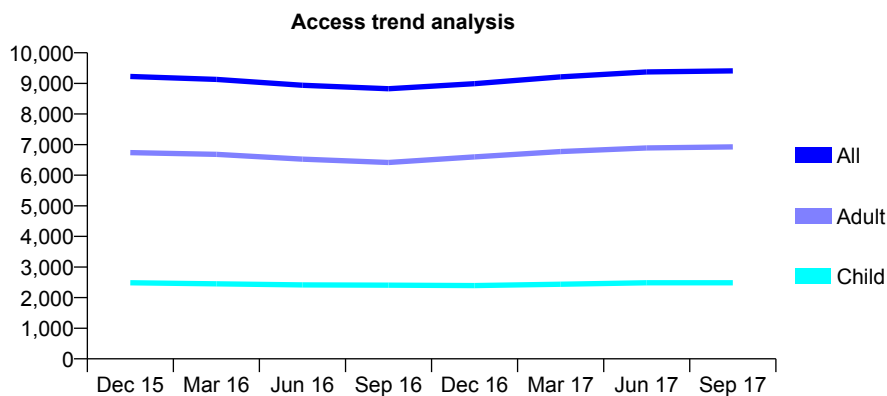
Q67 - Vital Signs At a Glance Contract Report for 104981/0004 - September 2017

Name or company name	Pennypot Dental Practice Ltd
Contract type name	GDS Contract
Purpose of contract	General
Contract start date	11/04/2011
Contract end date	

17/18 Contracted general activity (UDA)	24,000
Carry forward general activity (UDA)	-33
17/18 Contracted orthodontic activity (UOA)	0
Carry forward orthodontic activity (UOA)	0
Baseline contract value	£613,586.76

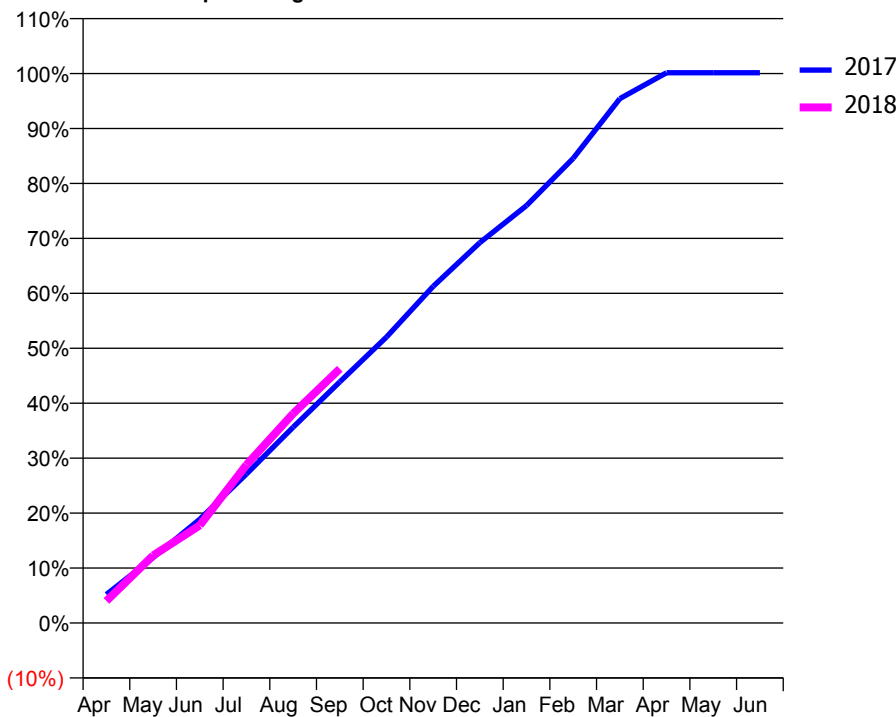
ACCESS*

Patients seen in 24 months	Total	Change since previous quarter
Quarter ending September 2016	8,824	
Quarter ending December 2016	8,993	→
Quarter ending March 2017	9,214	↑
Quarter ending June 2017	9,376	→
Quarter ending September 2017	9,409	→
Variance since September 2016	6.6%	↑



ACTIVITY

Cumulative percentage of contracted UDA delivered 2017 & 2018



Adjusted Scheduled Activity (UDA)

Month	2017	2018
April	1,247	961
May	2,858	2,953
June	4,536	4,267
July	6,510	6,908
August	8,553	9,145
September	10,534	11,103
October	12,491	
November	14,701	
December	16,616	
January	18,231	
February	20,294	
March	22,906	
April	24,032	
May	24,033	
June	24,033	

QUALITY

	Quantity	Base Number	Contract	AT	Region	England
% of FP17s for the same patient ID Re-attending within 3 months - Children	112	2,073	5.4%	11.4%	11.4%	11.9%
% of FP17s for the same patient ID Re-attending within 3 months - Adults	484	5,078	9.5%	16.4%	15.7%	15.9%
% of FP17s for the same patient ID Re-attending between 3 & 9 months - Children	1,440	2,073	69.5%	55.5%	60.6%	58.1%
% of FP17s for the same patient ID Re-attending between 3 & 9 months - Adults	3,004	5,078	59.2%	48.7%	52.0%	50.6%
% of FP17s for Band 1 Urgent Courses	544	6,540	8.3%	10.7%	9.6%	9.1%
% of FP17s Relating to Free Repair or Replacements	20	6,540	0.3%	0.6%	0.7%	0.8%
% of FP17s Relating to Continuations	16	6,540	0.2%	0.8%	1.0%	1.1%
% of Patients satisfied with the dentistry they have received	34	38	89.5%	89.6%	91.6%	91.4%
% of Patients satisfied with the time they had to wait for an appointment	34	38	89.5%	87.0%	87.9%	87.7%

* This is based on patients treated on this contract for their most recent course of treatment. Figures in italics indicate the base number of FP17s or Patient Questionnaire responses are less than 100. N/A is shown where the base number of responses is less than 10 during the period. % is calculated as Quantity/Base number*100

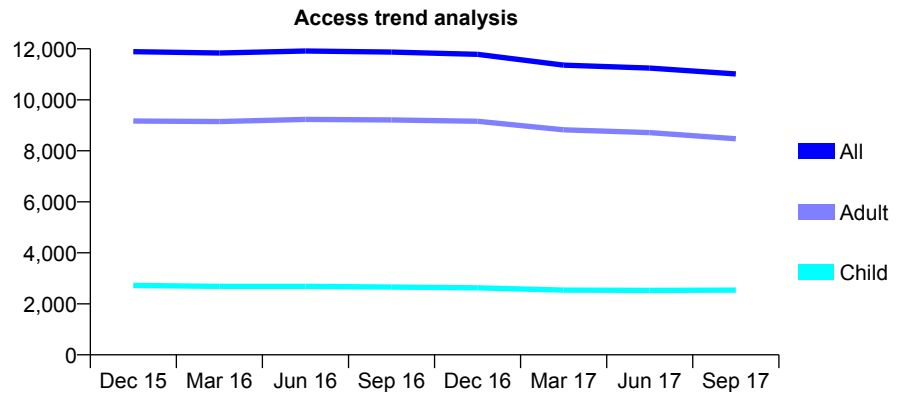
Q67 - Vital Signs At a Glance Contract Report for 105414/0003 - September 2017

Name or company name	First Choice Dental Limited
Contract type name	GDS Contract
Purpose of contract	General
Contract start date	01/04/2006
Contract end date	

17/18 Contracted general activity (UDA)	36,958
Carry forward general activity (UDA)	0
17/18 Contracted orthodontic activity (UOA)	0
Carry forward orthodontic activity (UOA)	0
Baseline contract value	£831,065.80

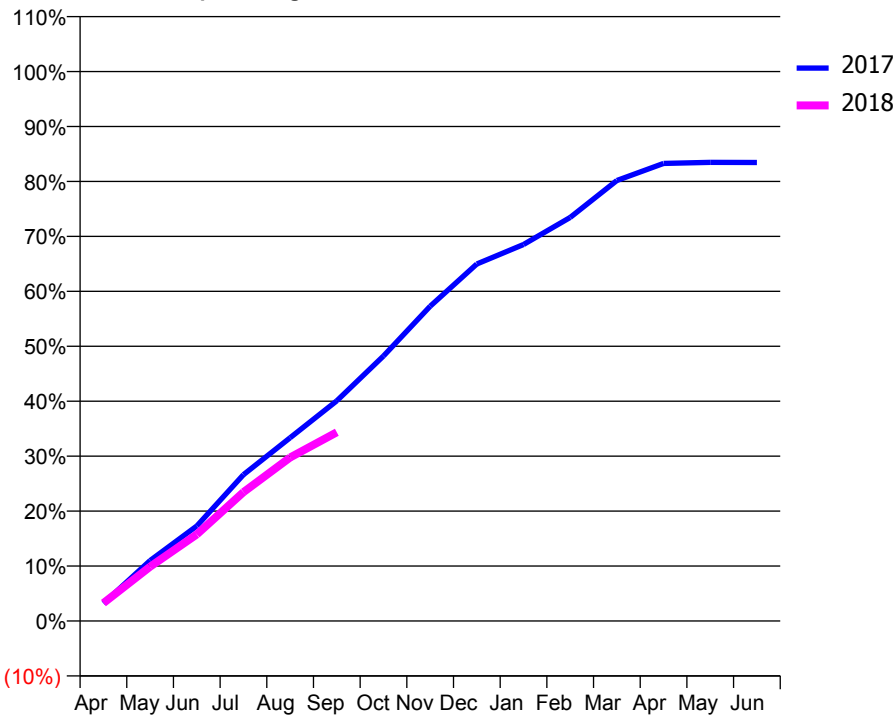
ACCESS*

Patients seen in 24 months	Total	Change since previous quarter
Quarter ending September 2016	11,870	
Quarter ending December 2016	11,784	→
Quarter ending March 2017	11,362	↓
Quarter ending June 2017	11,242	↓
Quarter ending September 2017	11,012	↓
Variance since September 2016	(7.2%)	↓



ACTIVITY

Cumulative percentage of contracted UDA delivered 2017 & 2018



Month	Adjusted Scheduled Activity (UDA)	
	2017	2018
April	1,192	1,205
May	4,071	3,658
June	6,388	5,826
July	9,839	8,666
August	12,328	10,998
September	14,809	12,698
October	17,823	
November	21,169	
December	24,010	
January	25,322	
February	27,143	
March	29,630	
April	30,779	
May	30,844	
June	30,835	

QUALITY

	Quantity	Base Number	Contract	AT	Region	England
% of FP17s for the same patient ID Re-attending within 3 months - Children	79	1,647	4.8%	11.4%	11.4%	11.9%
% of FP17s for the same patient ID Re-attending within 3 months - Adults	531	4,607	11.5%	16.4%	15.7%	15.9%
% of FP17s for the same patient ID Re-attending between 3 & 9 months - Children	814	1,647	49.4%	55.5%	60.6%	58.1%
% of FP17s for the same patient ID Re-attending between 3 & 9 months - Adults	2,067	4,607	44.9%	48.7%	52.0%	50.6%
% of FP17s for Band 1 Urgent Courses	478	5,801	8.2%	10.7%	9.6%	9.1%
% of FP17s Relating to Free Repair or Replacements	11	5,801	0.2%	0.6%	0.7%	0.8%
% of FP17s Relating to Continuations	81	5,801	1.4%	0.8%	1.0%	1.1%
% of Patients satisfied with the dentistry they have received	18	22	81.8%	89.6%	91.6%	91.4%
% of Patients satisfied with the time they had to wait for an appointment	18	22	81.8%	87.0%	87.9%	87.7%

* This is based on patients treated on this contract for their most recent course of treatment. Figures in italics indicate the base number of FP17s or Patient Questionnaire responses are less than 100. N/A is shown where the base number of responses is less than 10 during the period. % is calculated as Quantity/Base number*100

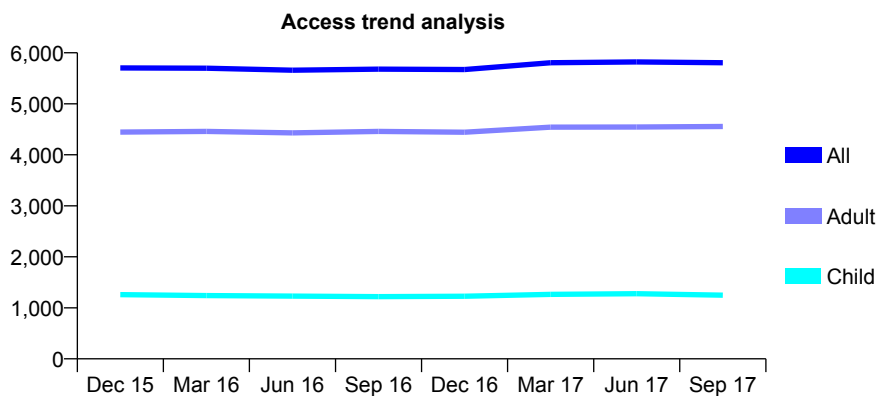
Q67 - Vital Signs At a Glance Contract Report for 105872/0001 - September 2017

Name or company name	Eastgate Dental Practice Ltd
Contract type name	GDS Contract
Purpose of contract	General
Contract start date	01/04/2011
Contract end date	

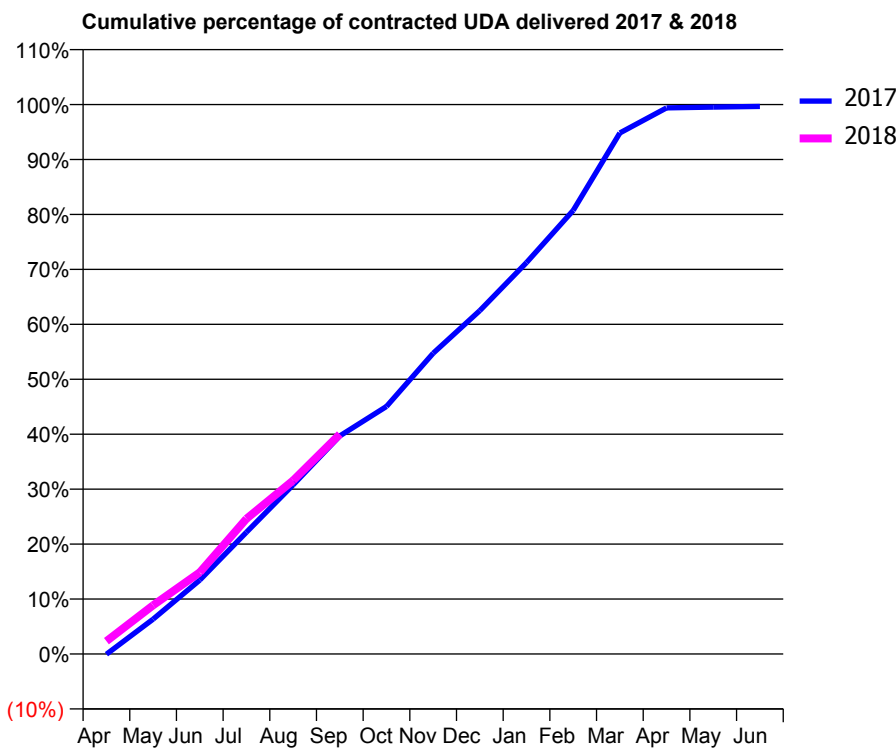
17/18 Contracted general activity (UDA)	14,281
Carry forward general activity (UDA)	49
17/18 Contracted orthodontic activity (UOA)	0
Carry forward orthodontic activity (UOA)	0
Baseline contract value	£368,462.95

ACCESS*

Patients seen in 24 months	Total	Change since previous quarter
Quarter ending September 2016	5,679	
Quarter ending December 2016	5,671	→
Quarter ending March 2017	5,806	↑
Quarter ending June 2017	5,820	→
Quarter ending September 2017	5,804	→
Variance since September 2016	2.2%	↑



ACTIVITY



Month	Adjusted Scheduled Activity (UDA)	
	2017	2018
April	-9	336
May	905	1,266
June	1,920	2,122
July	3,167	3,517
August	4,396	4,511
September	5,667	5,713
October	6,435	
November	7,818	
December	8,926	
January	10,173	
February	11,528	
March	13,540	
April	14,194	
May	14,213	
June	14,231	

QUALITY

	Quantity	Base Number	Contract	AT	Region	England
% of FP17s for the same patient ID Re-attending within 3 months - Children	50	645	7.8%	11.4%	11.4%	11.9%
% of FP17s for the same patient ID Re-attending within 3 months - Adults	459	2,386	19.2%	16.4%	15.7%	15.9%
% of FP17s for the same patient ID Re-attending between 3 & 9 months - Children	242	645	37.5%	55.5%	60.6%	58.1%
% of FP17s for the same patient ID Re-attending between 3 & 9 months - Adults	793	2,386	33.2%	48.7%	52.0%	50.6%
% of FP17s for Band 1 Urgent Courses	415	2,483	16.7%	10.7%	9.6%	9.1%
% of FP17s Relating to Free Repair or Replacements	14	2,483	0.6%	0.6%	0.7%	0.8%
% of FP17s Relating to Continuations	24	2,483	1.0%	0.8%	1.0%	1.1%
% of Patients satisfied with the dentistry they have received	22	27	81.5%	89.6%	91.6%	91.4%
% of Patients satisfied with the time they had to wait for an appointment	22	27	81.5%	87.0%	87.9%	87.7%

* This is based on patients treated on this contract for their most recent course of treatment. Figures in italics indicate the base number of FP17s or Patient Questionnaire responses are less than 100. N/A is shown where the base number of responses is less than 10 during the period. % is calculated as Quantity/Base number*100

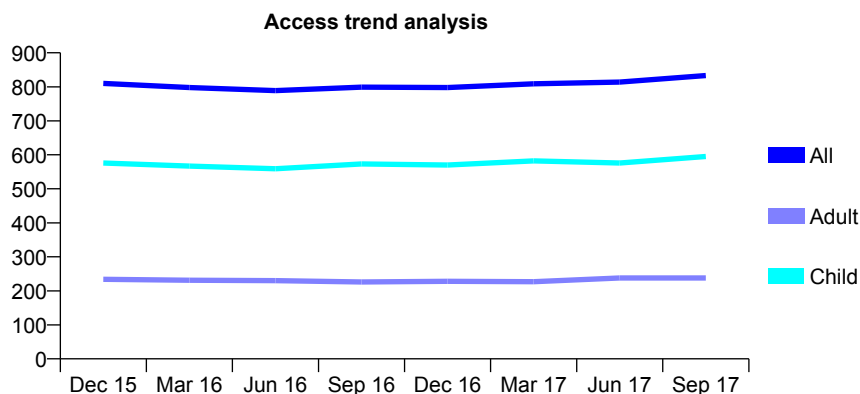
Q67 - Vital Signs At a Glance Contract Report for 107417/0001 - September 2017

Name or company name	Andrew House Dental Practice
Contract type name	GDS Contract
Purpose of contract	General
Contract start date	01/11/2010
Contract end date	

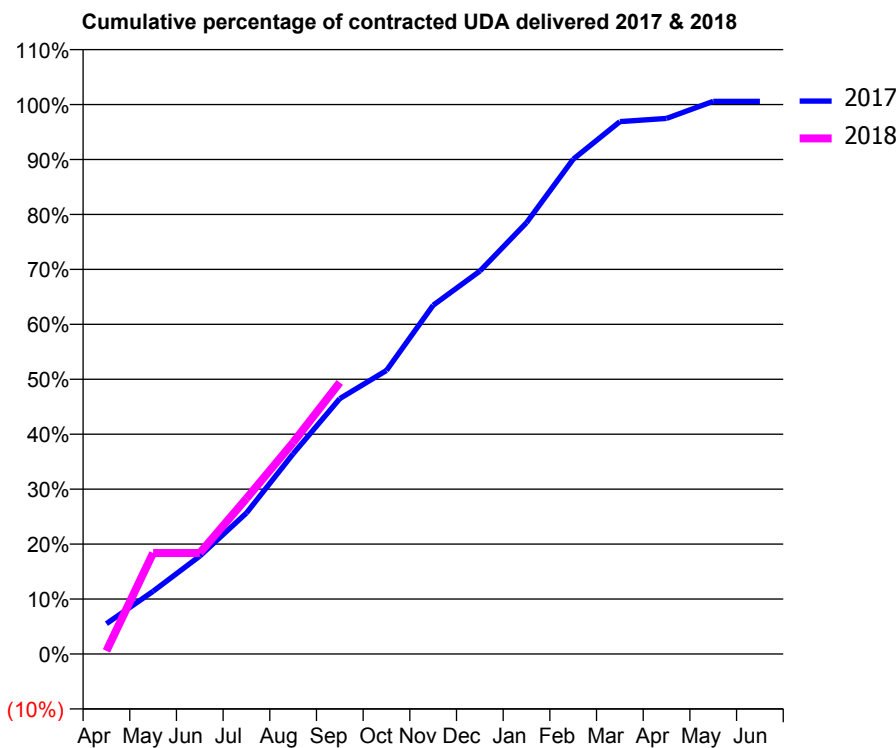
17/18 Contracted general activity (UDA)	2,448
Carry forward general activity (UDA)	-14
17/18 Contracted orthodontic activity (UOA)	0
Carry forward orthodontic activity (UOA)	0
Baseline contract value	£60,536.74

ACCESS*

Patients seen in 24 months	Total	Change since previous quarter
Quarter ending September 2016	799	
Quarter ending December 2016	798	→
Quarter ending March 2017	809	→
Quarter ending June 2017	814	→
Quarter ending September 2017	833	↑
Variance since September 2016	4.3%	↑



ACTIVITY



Month	Adjusted Scheduled Activity (UDA)	
	2017	2018
April	135	14
May	279	450
June	436	450
July	628	693
August	892	942
September	1,138	1,210
October	1,263	
November	1,554	
December	1,706	
January	1,921	
February	2,204	
March	2,372	
April	2,386	
May	2,462	
June	2,462	

QUALITY

	Quantity	Base Number	Contract	AT	Region	England
% of FP17s for the same patient ID Re-attending within 3 months - Children	24	525	4.6%	11.4%	11.4%	11.9%
% of FP17s for the same patient ID Re-attending within 3 months - Adults	29	150	19.3%	16.4%	15.7%	15.9%
% of FP17s for the same patient ID Re-attending between 3 & 9 months - Children	377	525	71.8%	55.5%	60.6%	58.1%
% of FP17s for the same patient ID Re-attending between 3 & 9 months - Adults	91	150	60.7%	48.7%	52.0%	50.6%
% of FP17s for Band 1 Urgent Courses	29	618	4.7%	10.7%	9.6%	9.1%
% of FP17s Relating to Free Repair or Replacements	0	618	0.0%	0.6%	0.7%	0.8%
% of FP17s Relating to Continuations	0	618	0.0%	0.8%	1.0%	1.1%
% of Patients satisfied with the dentistry they have received	5	5	N/A	89.6%	91.6%	91.4%
% of Patients satisfied with the time they had to wait for an appointment	5	5	N/A	87.0%	87.9%	87.7%

* This is based on patients treated on this contract for their most recent course of treatment. Figures in italics indicate the base number of FP17s or Patient Questionnaire responses are less than 100. N/A is shown where the base number of responses is less than 10 during the period. % is calculated as Quantity/Base number*100

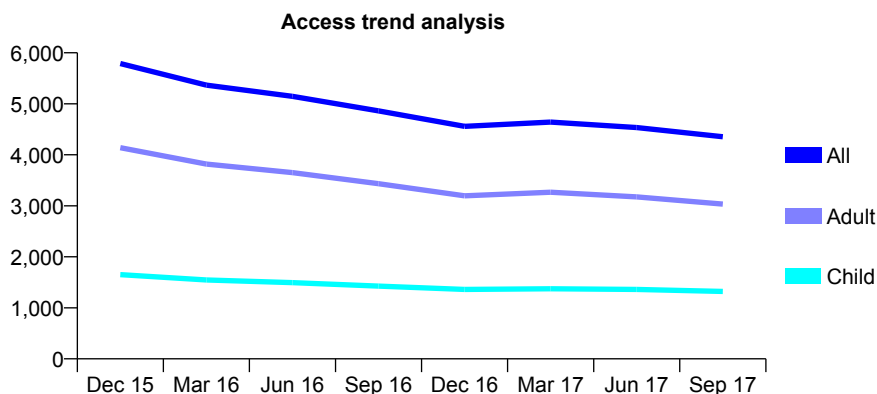
Q67 - Vital Signs At a Glance Contract Report for 108030/0001 - September 2017

Name or company name	Longford Dental Centre
Contract type name	GDS Contract
Purpose of contract	General
Contract start date	01/09/2009
Contract end date	

17/18 Contracted general activity (UDA)	14,535
Carry forward general activity (UDA)	0
17/18 Contracted orthodontic activity (UOA)	0
Carry forward orthodontic activity (UOA)	0
Baseline contract value	£391,492.20

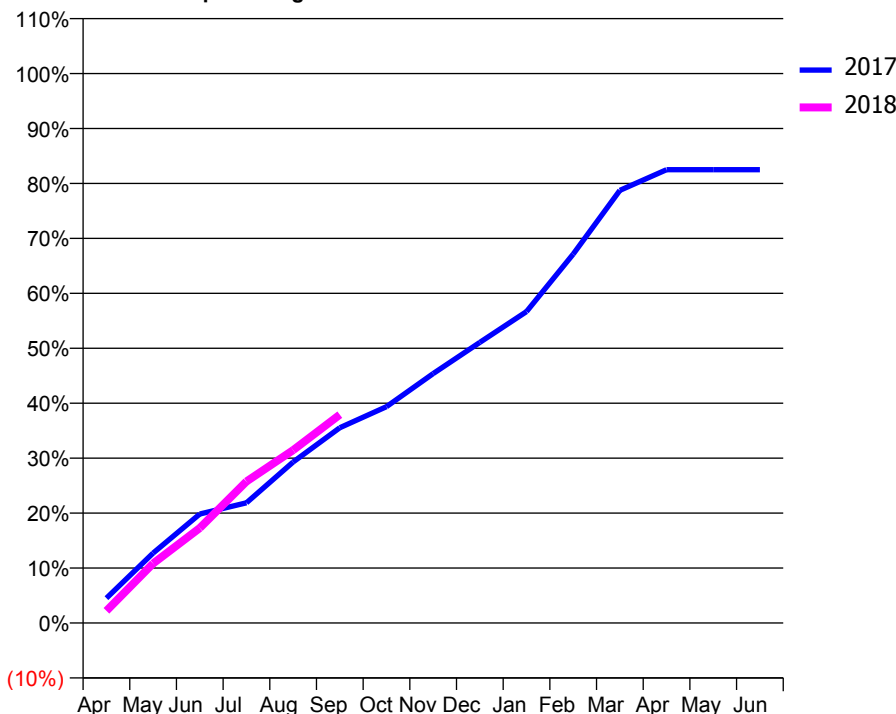
ACCESS*

Patients seen in 24 months	Total	Change since previous quarter
Quarter ending September 2016	4,861	
Quarter ending December 2016	4,557	↓
Quarter ending March 2017	4,641	→
Quarter ending June 2017	4,535	↓
Quarter ending September 2017	4,355	↓
Variance since September 2016	(10.4%)	↓



ACTIVITY

Cumulative percentage of contracted UDA delivered 2017 & 2018



Adjusted Scheduled Activity (UDA)

Month	2017	2018
April	658	324
May	1,849	1,573
June	2,883	2,513
July	3,180	3,742
August	4,259	4,572
September	5,164	5,511
October	5,724	
November	6,597	
December	7,424	
January	8,237	
February	9,759	
March	11,442	
April	11,990	
May	11,990	
June	11,990	

QUALITY

	Quantity	Base Number	Contract	AT	Region	England
% of FP17s for the same patient ID Re-attending within 3 months - Children	33	807	4.1%	11.4%	11.4%	11.9%
% of FP17s for the same patient ID Re-attending within 3 months - Adults	245	1,764	13.9%	16.4%	15.7%	15.9%
% of FP17s for the same patient ID Re-attending between 3 & 9 months - Children	333	807	41.3%	55.5%	60.6%	58.1%
% of FP17s for the same patient ID Re-attending between 3 & 9 months - Adults	607	1,764	34.4%	48.7%	52.0%	50.6%
% of FP17s for Band 1 Urgent Courses	250	2,351	10.6%	10.7%	9.6%	9.1%
% of FP17s Relating to Free Repair or Replacements	26	2,351	1.1%	0.6%	0.7%	0.8%
% of FP17s Relating to Continuations	27	2,351	1.1%	0.8%	1.0%	1.1%
% of Patients satisfied with the dentistry they have received	5	8	N/A	89.6%	91.6%	91.4%
% of Patients satisfied with the time they had to wait for an appointment	6	8	N/A	87.0%	87.9%	87.7%

* This is based on patients treated on this contract for their most recent course of treatment. Figures in italics indicate the base number of FP17s or Patient Questionnaire responses are less than 100. N/A is shown where the base number of responses is less than 10 during the period. % is calculated as Quantity/Base number*100

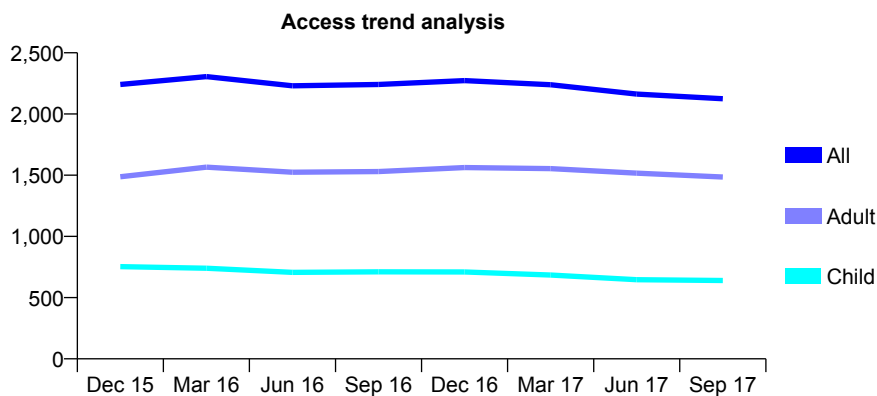
Q67 - Vital Signs At a Glance Contract Report for 108030/0002 - September 2017

Name or company name	Longford Dental Centre
Contract type name	GDS Contract
Purpose of contract	General
Contract start date	01/09/2009
Contract end date	

17/18 Contracted general activity (UDA)	7,019
Carry forward general activity (UDA)	133
17/18 Contracted orthodontic activity (UOA)	0
Carry forward orthodontic activity (UOA)	0
Baseline contract value	£195,581.68

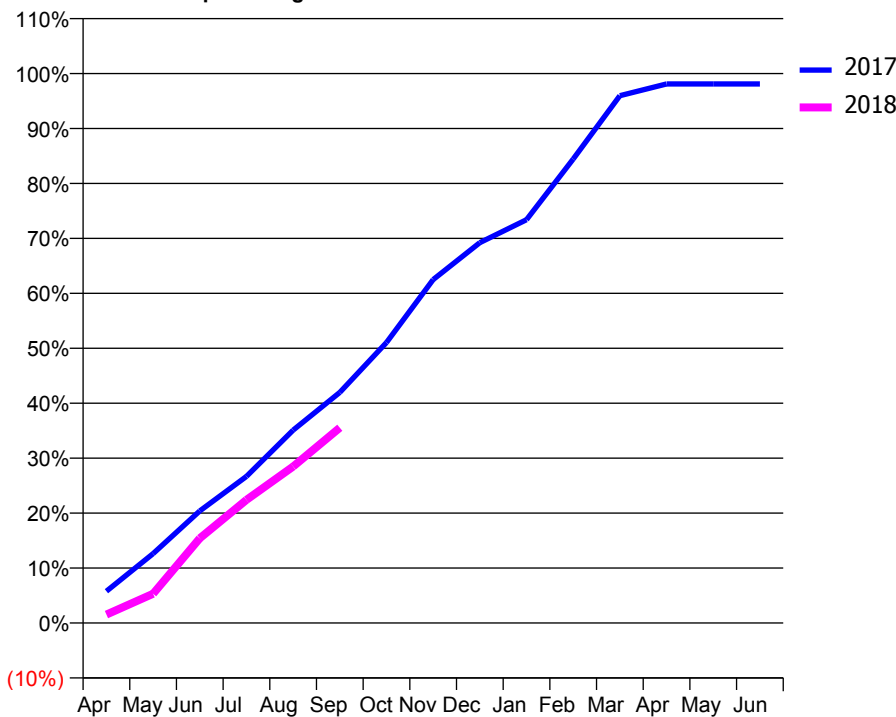
ACCESS*

Patients seen in 24 months	Total	Change since previous quarter
Quarter ending September 2016	2,241	
Quarter ending December 2016	2,273	→
Quarter ending March 2017	2,239	↓
Quarter ending June 2017	2,163	↓
Quarter ending September 2017	2,125	↓
Variance since September 2016	(5.2%)	↓



ACTIVITY

Cumulative percentage of contracted UDA delivered 2017 & 2018



Adjusted Scheduled Activity (UDA)

Month	2017	2018
April	406	109
May	887	374
June	1,432	1,082
July	1,873	1,572
August	2,464	1,999
September	2,947	2,495
October	3,583	
November	4,386	
December	4,858	
January	5,152	
February	5,926	
March	6,736	
April	6,886	
May	6,886	
June	6,886	

QUALITY

	Quantity	Base Number	Contract	AT	Region	England
% of FP17s for the same patient ID Re-attending within 3 months - Children	22	372	5.9%	11.4%	11.4%	11.9%
% of FP17s for the same patient ID Re-attending within 3 months - Adults	81	689	11.8%	16.4%	15.7%	15.9%
% of FP17s for the same patient ID Re-attending between 3 & 9 months - Children	190	372	51.1%	55.5%	60.6%	58.1%
% of FP17s for the same patient ID Re-attending between 3 & 9 months - Adults	282	689	40.9%	48.7%	52.0%	50.6%
% of FP17s for Band 1 Urgent Courses	136	1,013	13.4%	10.7%	9.6%	9.1%
% of FP17s Relating to Free Repair or Replacements	8	1,013	0.8%	0.6%	0.7%	0.8%
% of FP17s Relating to Continuations	27	1,013	2.7%	0.8%	1.0%	1.1%
% of Patients satisfied with the dentistry they have received	2	2	N/A	89.6%	91.6%	91.4%
% of Patients satisfied with the time they had to wait for an appointment	2	2	N/A	87.0%	87.9%	87.7%

* This is based on patients treated on this contract for their most recent course of treatment. Figures in italics indicate the base number of FP17s or Patient Questionnaire responses are less than 100. N/A is shown where the base number of responses is less than 10 during the period. % is calculated as Quantity/Base number*100

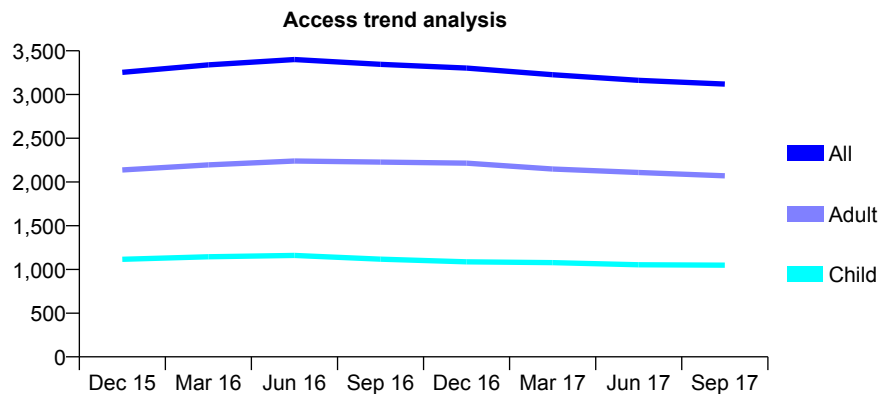
Q67 - Vital Signs At a Glance Contract Report for 111317/0001 - September 2017

Name or company name	OH Dental Ltd
Contract type name	GDS Contract
Purpose of contract	General
Contract start date	01/04/2013
Contract end date	

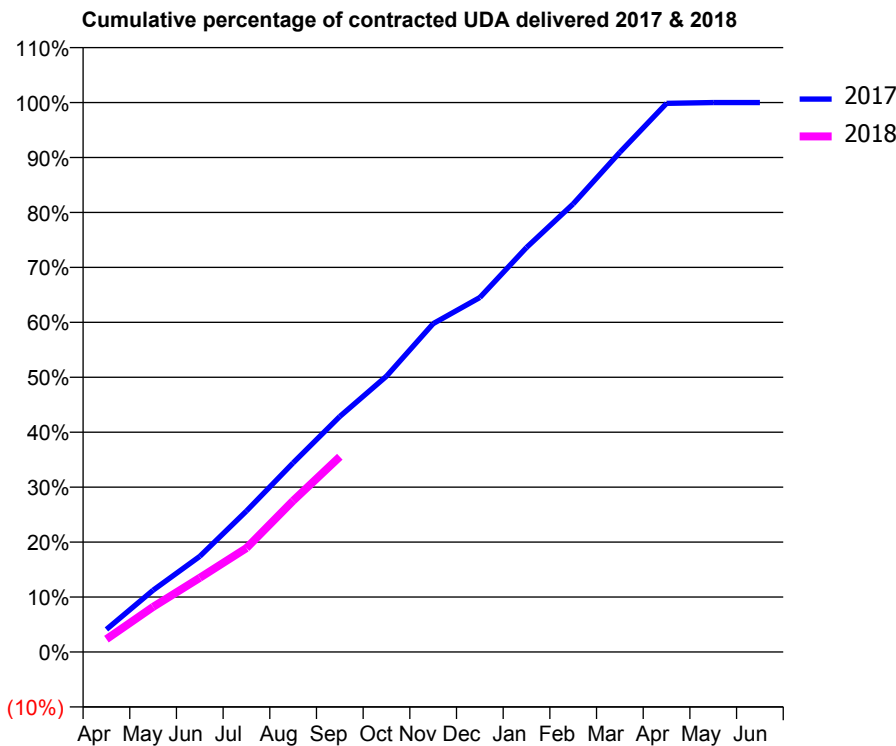
17/18 Contracted general activity (UDA)	7,360
Carry forward general activity (UDA)	0
17/18 Contracted orthodontic activity (UOA)	0
Carry forward orthodontic activity (UOA)	0
Baseline contract value	£183,533.57

ACCESS*

Patients seen in 24 months	Total	Change since previous quarter
Quarter ending September 2016	3,345	
Quarter ending December 2016	3,302	↓
Quarter ending March 2017	3,226	↓
Quarter ending June 2017	3,162	↓
Quarter ending September 2017	3,120	↓
Variance since September 2016	(6.7%)	↓



ACTIVITY



Month	Adjusted Scheduled Activity (UDA)	
	2017	2018
April	316	172
May	863	604
June	1,336	994
July	1,969	1,392
August	2,641	2,026
September	3,289	2,616
October	3,850	
November	4,583	
December	4,949	
January	5,648	
February	6,255	
March	6,976	
April	7,659	
May	7,671	
June	7,671	

QUALITY

	Quantity	Base Number	Contract	AT	Region	England
% of FP17s for the same patient ID Re-attending within 3 months - Children	45	820	5.5%	11.4%	11.4%	11.9%
% of FP17s for the same patient ID Re-attending within 3 months - Adults	196	1,499	13.1%	16.4%	15.7%	15.9%
% of FP17s for the same patient ID Re-attending between 3 & 9 months - Children	493	820	60.1%	55.5%	60.6%	58.1%
% of FP17s for the same patient ID Re-attending between 3 & 9 months - Adults	924	1,499	61.6%	48.7%	52.0%	50.6%
% of FP17s for Band 1 Urgent Courses	71	1,462	4.9%	10.7%	9.6%	9.1%
% of FP17s Relating to Free Repair or Replacements	22	1,462	1.5%	0.6%	0.7%	0.8%
% of FP17s Relating to Continuations	12	1,462	0.8%	0.8%	1.0%	1.1%
% of Patients satisfied with the dentistry they have received	14	14	100.0%	89.6%	91.6%	91.4%
% of Patients satisfied with the time they had to wait for an appointment	13	14	92.9%	87.0%	87.9%	87.7%

* This is based on patients treated on this contract for their most recent course of treatment. Figures in italics indicate the base number of FP17s or Patient Questionnaire responses are less than 100. N/A is shown where the base number of responses is less than 10 during the period. % is calculated as Quantity/Base number*100

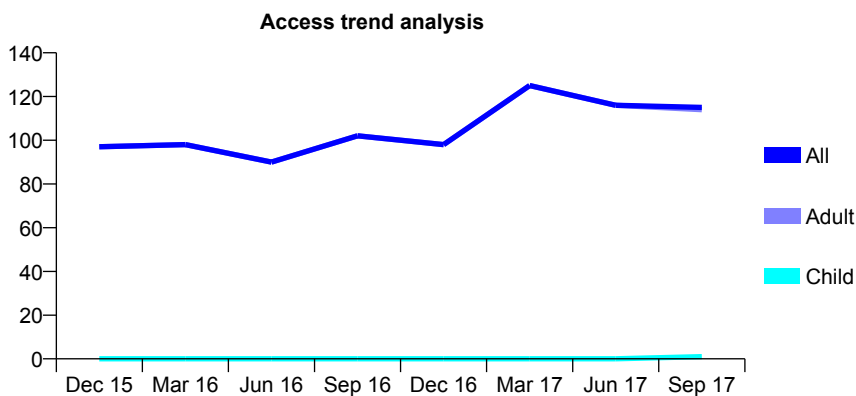
Q67 - Vital Signs At a Glance Contract Report for 111317/0002 - September 2017

Name or company name	OH Dental Ltd
Contract type name	GDS Contract
Purpose of contract	General
Contract start date	01/04/2013
Contract end date	

17/18 Contracted general activity (UDA)	240
Carry forward general activity (UDA)	1
17/18 Contracted orthodontic activity (UOA)	0
Carry forward orthodontic activity (UOA)	0
Baseline contract value	£13,239.90

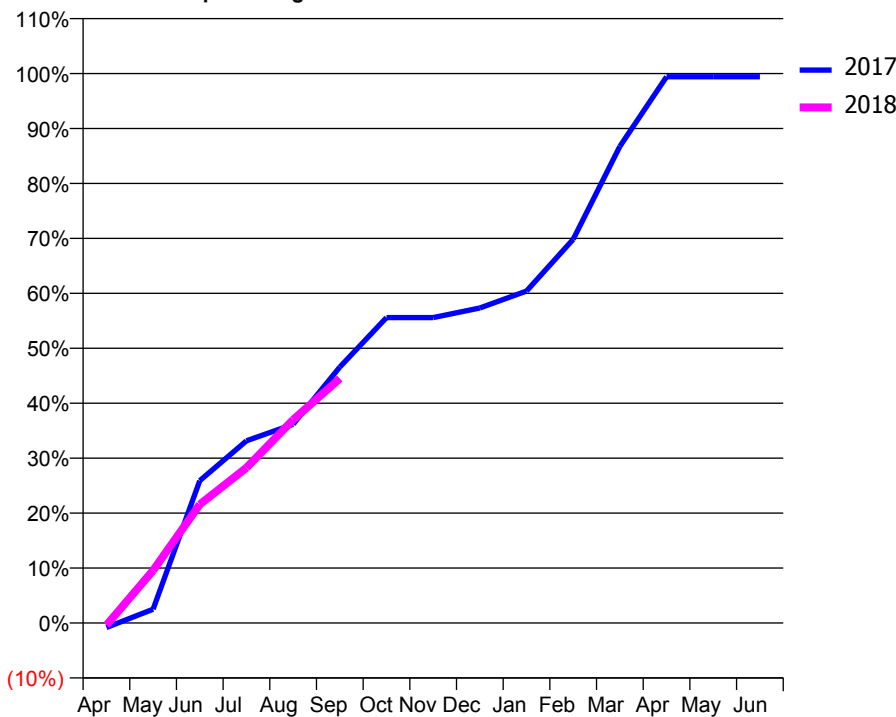
ACCESS*

Patients seen in 24 months	Total	Change since previous quarter
Quarter ending September 2016	102	
Quarter ending December 2016	98	↓
Quarter ending March 2017	125	↑
Quarter ending June 2017	116	↓
Quarter ending September 2017	115	→
Variance since September 2016	12.7%	↑



ACTIVITY

Cumulative percentage of contracted UDA delivered 2017 & 2018



Adjusted Scheduled Activity (UDA)

Month	2017	2018
April	-2	-1
May	6	23
June	62	52
July	80	68
August	87	89
September	112	107
October	133	
November	133	
December	138	
January	145	
February	168	
March	208	
April	239	
May	239	
June	239	

QUALITY

	Quantity	Base Number	Contract	AT	Region	England
% of FP17s for the same patient ID Re-attending within 3 months - Children	0	1	0.0%	11.4%	11.4%	11.9%
% of FP17s for the same patient ID Re-attending within 3 months - Adults	5	52	9.6%	16.4%	15.7%	15.9%
% of FP17s for the same patient ID Re-attending between 3 & 9 months - Children	0	1	0.0%	55.5%	60.6%	58.1%
% of FP17s for the same patient ID Re-attending between 3 & 9 months - Adults	2	52	3.8%	48.7%	52.0%	50.6%
% of FP17s for Band 1 Urgent Courses	15	25	60.0%	10.7%	9.6%	9.1%
% of FP17s Relating to Free Repair or Replacements	0	25	0.0%	0.6%	0.7%	0.8%
% of FP17s Relating to Continuations	0	25	0.0%	0.8%	1.0%	1.1%
% of Patients satisfied with the dentistry they have received	0	0	N/A	89.6%	91.6%	91.4%
% of Patients satisfied with the time they had to wait for an appointment	0	0	N/A	87.0%	87.9%	87.7%

* This is based on patients treated on this contract for their most recent course of treatment. Figures in italics indicate the base number of FP17s or Patient Questionnaire responses are less than 100. N/A is shown where the base number of responses is less than 10 during the period. % is calculated as Quantity/Base number*100

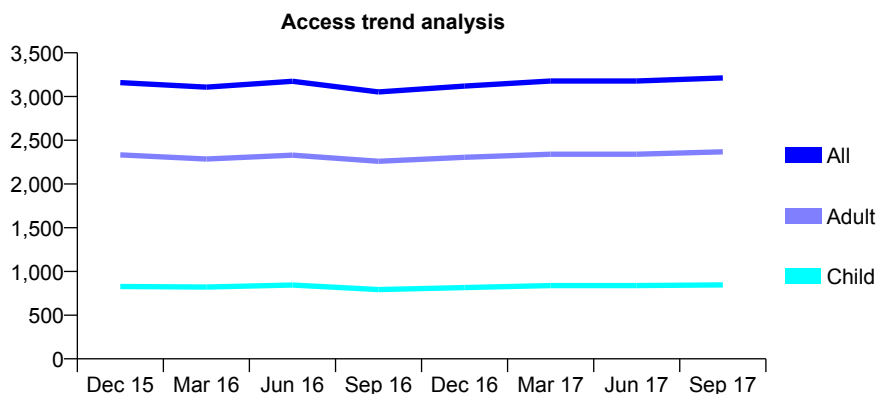
Q67 - Vital Signs At a Glance Contract Report for 117072/0001 - September 2017

Name or company name	Holborough Dental Care Ltd
Contract type name	GDS Contract
Purpose of contract	General
Contract start date	01/06/2008
Contract end date	

17/18 Contracted general activity (UDA)	8,605
Carry forward general activity (UDA)	0
17/18 Contracted orthodontic activity (UOA)	0
Carry forward orthodontic activity (UOA)	0
Baseline contract value	£240,242.88

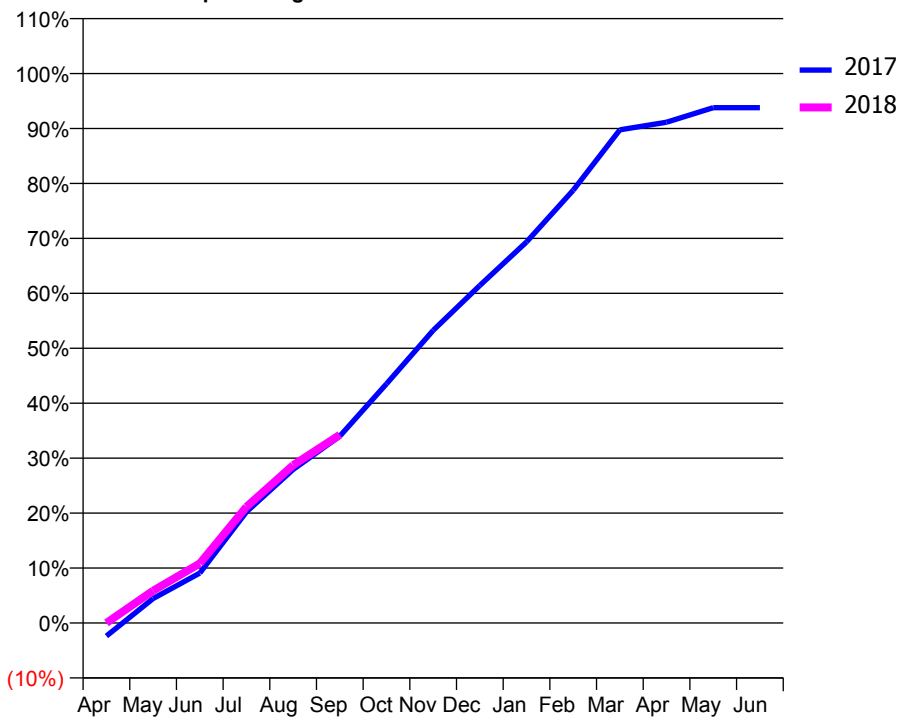
ACCESS*

Patients seen in 24 months	Total	Change since previous quarter
Quarter ending September 2016	3,052	
Quarter ending December 2016	3,120	↑
Quarter ending March 2017	3,178	→
Quarter ending June 2017	3,178	→
Quarter ending September 2017	3,212	→
Variance since September 2016	5.2%	↑



ACTIVITY

Cumulative percentage of contracted UDA delivered 2017 & 2018



Month	Adjusted Scheduled Activity (UDA)	
	2017	2018
April	-206	0
May	384	506
June	783	933
July	1,741	1,819
August	2,405	2,470
September	2,927	2,947
October	3,746	
November	4,582	
December	5,285	
January	5,967	
February	6,777	
March	7,722	
April	7,843	
May	8,070	
June	8,069	

QUALITY

	Quantity	Base Number	Contract	AT	Region	England
% of FP17s for the same patient ID Re-attending within 3 months - Children	15	419	3.6%	11.4%	11.4%	11.9%
% of FP17s for the same patient ID Re-attending within 3 months - Adults	106	977	10.8%	16.4%	15.7%	15.9%
% of FP17s for the same patient ID Re-attending between 3 & 9 months - Children	193	419	46.1%	55.5%	60.6%	58.1%
% of FP17s for the same patient ID Re-attending between 3 & 9 months - Adults	383	977	39.2%	48.7%	52.0%	50.6%
% of FP17s for Band 1 Urgent Courses	76	1,256	6.1%	10.7%	9.6%	9.1%
% of FP17s Relating to Free Repair or Replacements	6	1,256	0.5%	0.6%	0.7%	0.8%
% of FP17s Relating to Continuations	22	1,256	1.8%	0.8%	1.0%	1.1%
% of Patients satisfied with the dentistry they have received	7	7	N/A	89.6%	91.6%	91.4%
% of Patients satisfied with the time they had to wait for an appointment	5	7	N/A	87.0%	87.9%	87.7%

* This is based on patients treated on this contract for their most recent course of treatment. Figures in italics indicate the base number of FP17s or Patient Questionnaire responses are less than 100. N/A is shown where the base number of responses is less than 10 during the period. % is calculated as Quantity/Base number*100

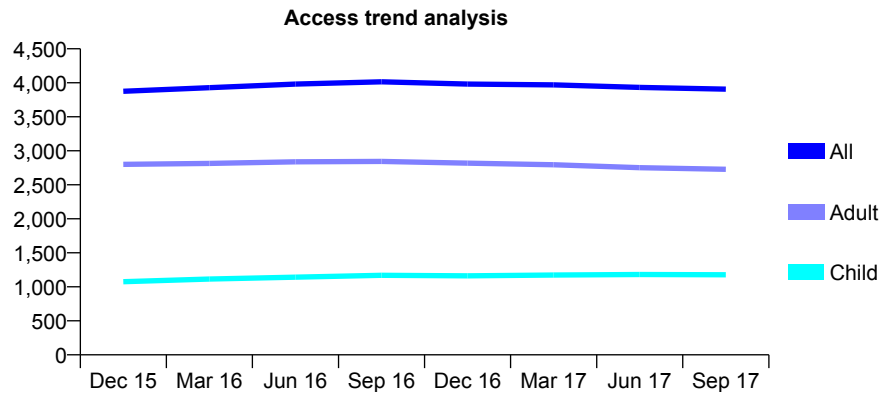
Q67 - Vital Signs At a Glance Contract Report for 118044/0001 - September 2017

Name or company name	Maidstone Dental Centre
Contract type name	GDS Contract
Purpose of contract	General
Contract start date	30/08/2013
Contract end date	

17/18 Contracted general activity (UDA)	13,000
Carry forward general activity (UDA)	-92
17/18 Contracted orthodontic activity (UOA)	0
Carry forward orthodontic activity (UOA)	0
Baseline contract value	£320,805.00

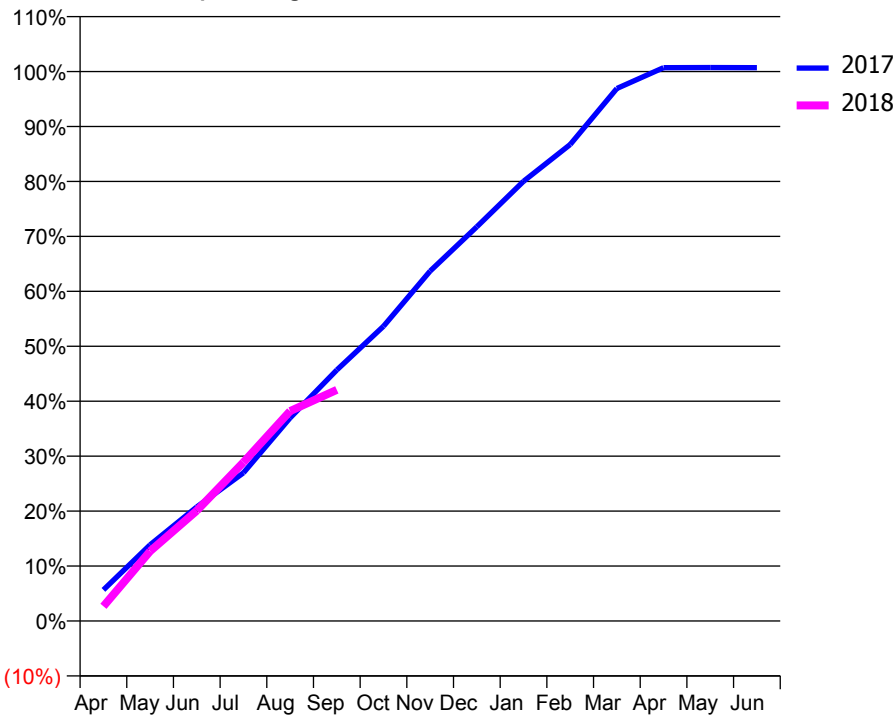
ACCESS*

Patients seen in 24 months	Total	Change since previous quarter
Quarter ending September 2016	4,014	
Quarter ending December 2016	3,981	→
Quarter ending March 2017	3,970	→
Quarter ending June 2017	3,932	→
Quarter ending September 2017	3,907	→
Variance since September 2016	(2.7%)	↓



ACTIVITY

Cumulative percentage of contracted UDA delivered 2017 & 2018



Month	Adjusted Scheduled Activity (UDA)	
	2017	2018
April	738	349
May	1,802	1,651
June	2,698	2,611
July	3,505	3,754
August	4,807	4,969
September	5,937	5,470
October	6,974	
November	8,279	
December	9,326	
January	10,402	
February	11,272	
March	12,600	
April	13,091	
May	13,094	
June	13,091	

QUALITY

	Quantity	Base Number	Contract	AT	Region	England
% of FP17s for the same patient ID Re-attending within 3 months - Children	22	850	2.6%	11.4%	11.4%	11.9%
% of FP17s for the same patient ID Re-attending within 3 months - Adults	37	1,449	2.6%	16.4%	15.7%	15.9%
% of FP17s for the same patient ID Re-attending between 3 & 9 months - Children	532	850	62.6%	55.5%	60.6%	58.1%
% of FP17s for the same patient ID Re-attending between 3 & 9 months - Adults	669	1,449	46.2%	48.7%	52.0%	50.6%
% of FP17s for Band 1 Urgent Courses	51	2,121	2.4%	10.7%	9.6%	9.1%
% of FP17s Relating to Free Repair or Replacements	3	2,121	0.1%	0.6%	0.7%	0.8%
% of FP17s Relating to Continuations	0	2,121	0.0%	0.8%	1.0%	1.1%
% of Patients satisfied with the dentistry they have received	24	27	88.9%	89.6%	91.6%	91.4%
% of Patients satisfied with the time they had to wait for an appointment	21	27	77.8%	87.0%	87.9%	87.7%

* This is based on patients treated on this contract for their most recent course of treatment. Figures in italics indicate the base number of FP17s or Patient Questionnaire responses are less than 100. N/A is shown where the base number of responses is less than 10 during the period. % is calculated as Quantity/Base number*100

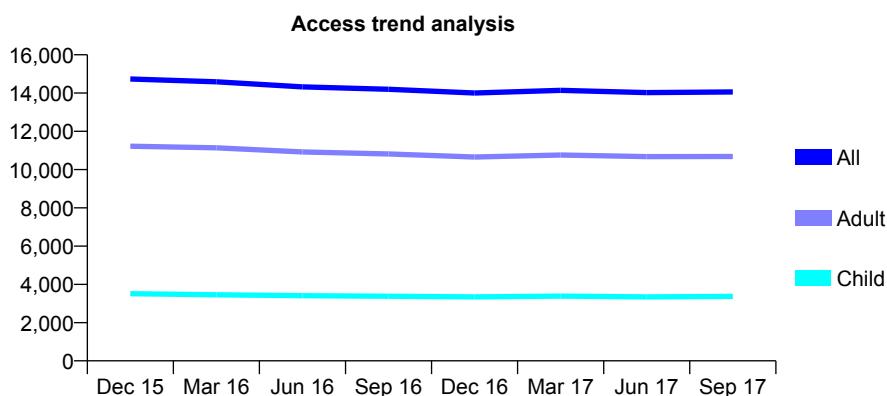
Q67 - Vital Signs At a Glance Contract Report for 118214/0001 - September 2017

Name or company name	Hillton Dentistry Gillingham Ltd
Contract type name	GDS Contract
Purpose of contract	General
Contract start date	01/04/2011
Contract end date	

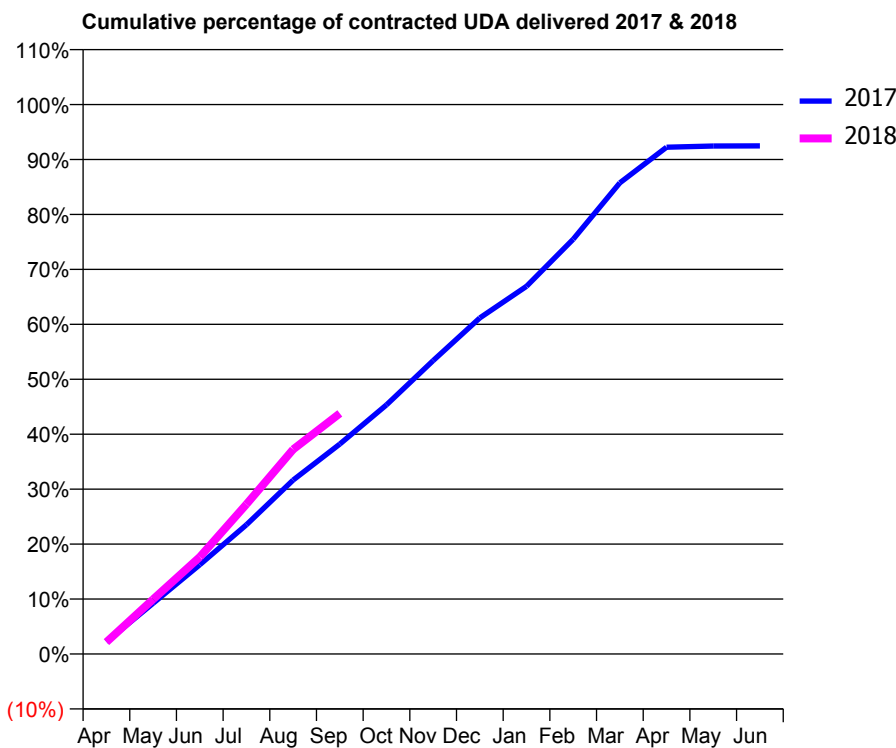
17/18 Contracted general activity (UDA)	45,365
Carry forward general activity (UDA)	0
17/18 Contracted orthodontic activity (UOA)	0
Carry forward orthodontic activity (UOA)	0
Baseline contract value	£1,134,376.37

ACCESS*

Patients seen in 24 months	Total	Change since previous quarter
Quarter ending September 2016	14,195	
Quarter ending December 2016	14,001	↓
Quarter ending March 2017	14,142	→
Quarter ending June 2017	14,023	→
Quarter ending September 2017	14,058	→
Variance since September 2016	(1.0%)	→



ACTIVITY



Month	Adjusted Scheduled Activity (UDA)	
	2017	2018
April	1,011	981
May	4,185	4,521
June	7,374	8,014
July	10,675	12,369
August	14,366	16,895
September	17,329	19,863
October	20,567	
November	24,223	
December	27,747	
January	30,354	
February	34,240	
March	38,894	
April	41,835	
May	41,939	
June	41,954	

QUALITY

	Quantity	Base Number	Contract	AT	Region	England
% of FP17s for the same patient ID Re-attending within 3 months - Children	109	2,671	4.1%	11.4%	11.4%	11.9%
% of FP17s for the same patient ID Re-attending within 3 months - Adults	842	7,797	10.8%	16.4%	15.7%	15.9%
% of FP17s for the same patient ID Re-attending between 3 & 9 months - Children	1,779	2,671	66.6%	55.5%	60.6%	58.1%
% of FP17s for the same patient ID Re-attending between 3 & 9 months - Adults	4,836	7,797	62.0%	48.7%	52.0%	50.6%
% of FP17s for Band 1 Urgent Courses	511	9,123	5.6%	10.7%	9.6%	9.1%
% of FP17s Relating to Free Repair or Replacements	86	9,123	0.9%	0.6%	0.7%	0.8%
% of FP17s Relating to Continuations	165	9,123	1.8%	0.8%	1.0%	1.1%
% of Patients satisfied with the dentistry they have received	35	36	97.2%	89.6%	91.6%	91.4%
% of Patients satisfied with the time they had to wait for an appointment	32	36	88.9%	87.0%	87.9%	87.7%

* This is based on patients treated on this contract for their most recent course of treatment. Figures in italics indicate the base number of FP17s or Patient Questionnaire responses are less than 100. N/A is shown where the base number of responses is less than 10 during the period. % is calculated as Quantity/Base number*100

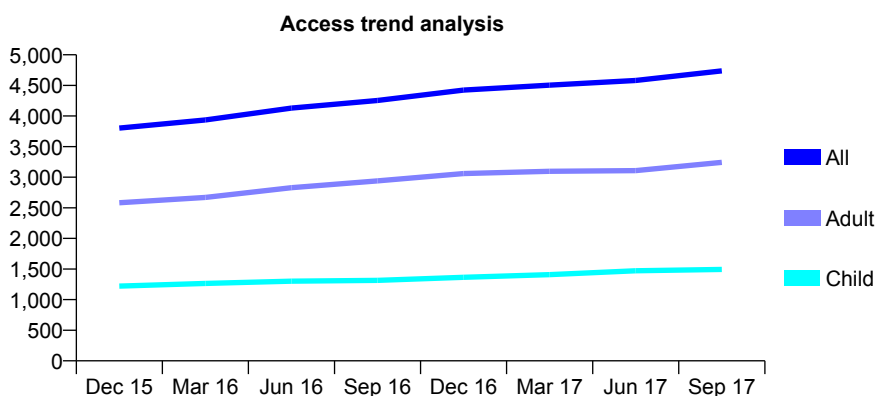
Q67 - Vital Signs At a Glance Contract Report for 119571/0001 - September 2017

Name or company name	Thorndike Centre
Contract type name	GDS Contract
Purpose of contract	General
Contract start date	01/09/2012
Contract end date	

17/18 Contracted general activity (UDA)	8,799
Carry forward general activity (UDA)	-176
17/18 Contracted orthodontic activity (UOA)	0
Carry forward orthodontic activity (UOA)	0
Baseline contract value	£219,990.99

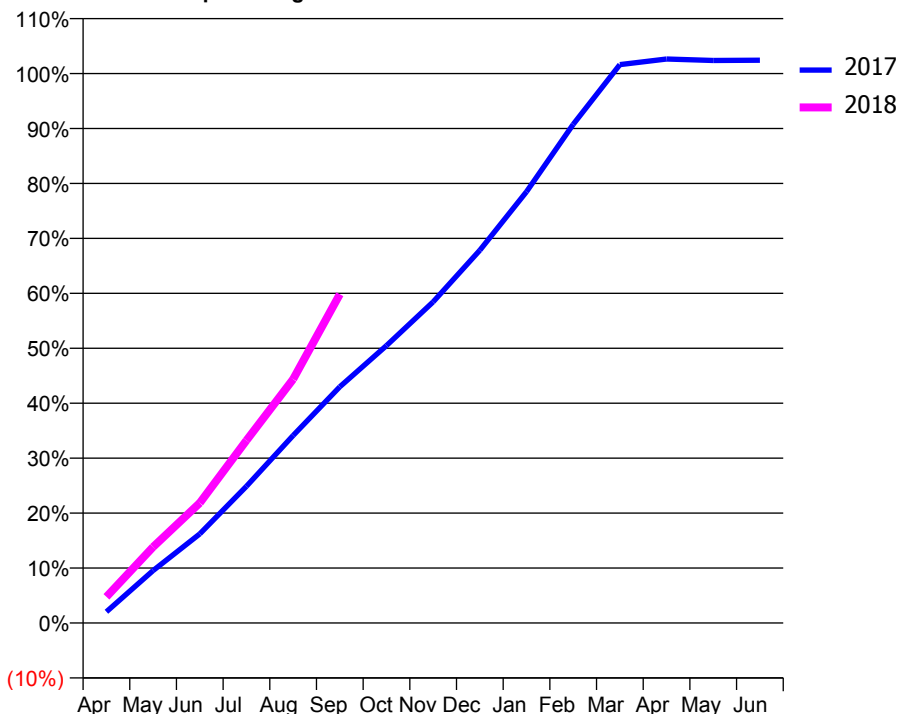
ACCESS*

Patients seen in 24 months	Total	Change since previous quarter
Quarter ending September 2016	4,254	
Quarter ending December 2016	4,423	↑
Quarter ending March 2017	4,504	→
Quarter ending June 2017	4,580	→
Quarter ending September 2017	4,738	↑
Variance since September 2016	11.4%	↑



ACTIVITY

Cumulative percentage of contracted UDA delivered 2017 & 2018



Month	Adjusted Scheduled Activity (UDA)	
	2017	2018
April	179	419
May	840	1,219
June	1,428	1,924
July	2,189	2,924
August	3,003	3,905
September	3,784	5,263
October	4,442	
November	5,142	
December	5,970	
January	6,907	
February	7,984	
March	8,942	
April	9,031	
May	9,007	
June	9,012	

QUALITY

	Quantity	Base Number	Contract	AT	Region	England
% of FP17s for the same patient ID Re-attending within 3 months - Children	74	1,125	6.6%	11.4%	11.4%	11.9%
% of FP17s for the same patient ID Re-attending within 3 months - Adults	146	1,844	7.9%	16.4%	15.7%	15.9%
% of FP17s for the same patient ID Re-attending between 3 & 9 months - Children	605	1,125	53.8%	55.5%	60.6%	58.1%
% of FP17s for the same patient ID Re-attending between 3 & 9 months - Adults	841	1,844	45.6%	48.7%	52.0%	50.6%
% of FP17s for Band 1 Urgent Courses	211	2,491	8.5%	10.7%	9.6%	9.1%
% of FP17s Relating to Free Repair or Replacements	2	2,491	0.1%	0.6%	0.7%	0.8%
% of FP17s Relating to Continuations	0	2,491	0.0%	0.8%	1.0%	1.1%
% of Patients satisfied with the dentistry they have received	4	4	N/A	89.6%	91.6%	91.4%
% of Patients satisfied with the time they had to wait for an appointment	4	4	N/A	87.0%	87.9%	87.7%

* This is based on patients treated on this contract for their most recent course of treatment. Figures in italics indicate the base number of FP17s or Patient Questionnaire responses are less than 100. N/A is shown where the base number of responses is less than 10 during the period. % is calculated as Quantity/Base number*100

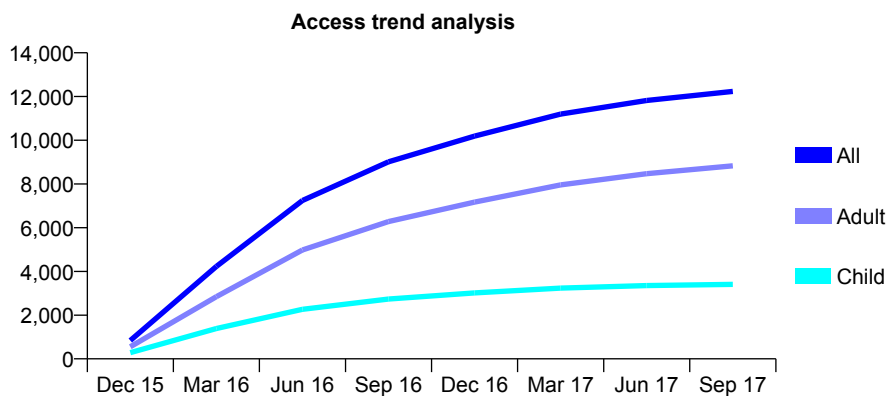
Q67 - Vital Signs At a Glance Contract Report for 121673/0001 - September 2017

Name or company name	The Newland Avenue and Castle Street Pra
Contract type name	GDS Contract
Purpose of contract	General
Contract start date	01/12/2015
Contract end date	

17/18 Contracted general activity (UDA)	43,000
Carry forward general activity (UDA)	0
17/18 Contracted orthodontic activity (UOA)	0
Carry forward orthodontic activity (UOA)	0
Baseline contract value	£981,537.34

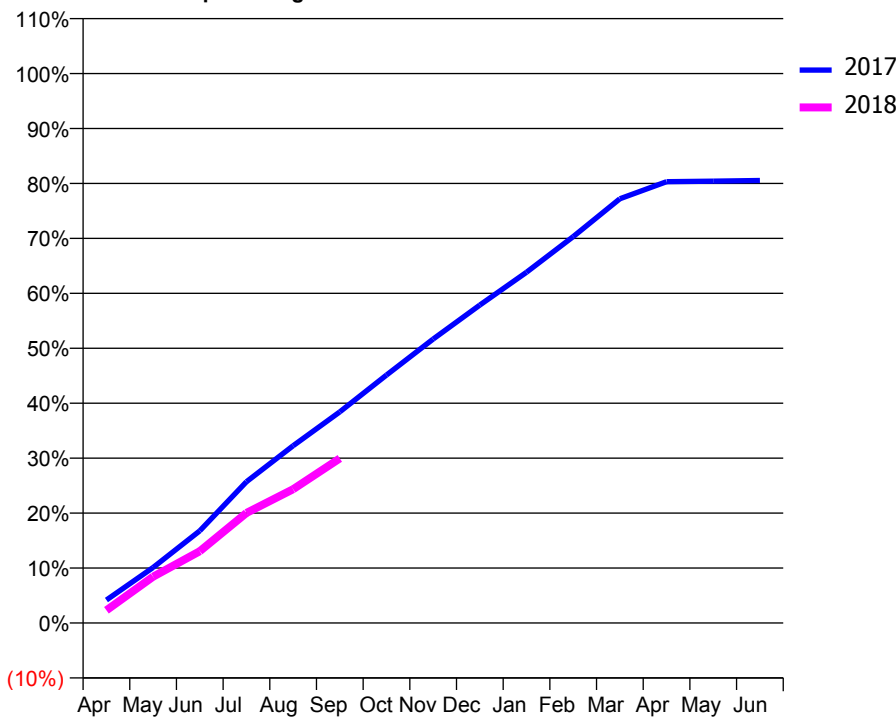
ACCESS*

Patients seen in 24 months	Total	Change since previous quarter
Quarter ending September 2016	9,015	
Quarter ending December 2016	10,188	↑
Quarter ending March 2017	11,194	↑
Quarter ending June 2017	11,822	↑
Quarter ending September 2017	12,234	↑
Variance since September 2016	35.7%	↑



ACTIVITY

Cumulative percentage of contracted UDA delivered 2017 & 2018



Adjusted Scheduled Activity (UDA)

Month	2017	2018
April	1,804	995
May	4,349	3,628
June	7,215	5,617
July	11,051	8,616
August	13,868	10,469
September	16,521	12,877
October	19,405	
November	22,216	
December	24,880	
January	27,445	
February	30,233	
March	33,202	
April	34,529	
May	34,576	
June	34,632	

QUALITY

	Quantity	Base Number	Contract	AT	Region	England
% of FP17s for the same patient ID Re-attending within 3 months - Children	101	1,854	5.4%	11.4%	11.4%	11.9%
% of FP17s for the same patient ID Re-attending within 3 months - Adults	453	4,452	10.2%	16.4%	15.7%	15.9%
% of FP17s for the same patient ID Re-attending between 3 & 9 months - Children	843	1,854	45.5%	55.5%	60.6%	58.1%
% of FP17s for the same patient ID Re-attending between 3 & 9 months - Adults	1,689	4,452	37.9%	48.7%	52.0%	50.6%
% of FP17s for Band 1 Urgent Courses	557	5,725	9.7%	10.7%	9.6%	9.1%
% of FP17s Relating to Free Repair or Replacements	42	5,725	0.7%	0.6%	0.7%	0.8%
% of FP17s Relating to Continuations	46	5,725	0.8%	0.8%	1.0%	1.1%
% of Patients satisfied with the dentistry they have received	26	32	81.3%	89.6%	91.6%	91.4%
% of Patients satisfied with the time they had to wait for an appointment	26	32	81.3%	87.0%	87.9%	87.7%

* This is based on patients treated on this contract for their most recent course of treatment. Figures in italics indicate the base number of FP17s or Patient Questionnaire responses are less than 100. N/A is shown where the base number of responses is less than 10 during the period. % is calculated as Quantity/Base number*100

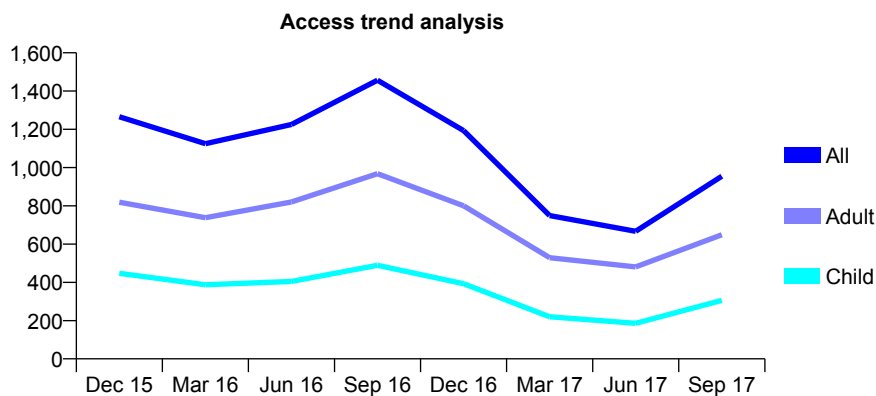
Q67 - Vital Signs At a Glance Contract Report for 125873/0001 - September 2017

Name or company name	Apex Dental Care Sturry Partnership
Contract type name	GDS Contract
Purpose of contract	General
Contract start date	01/01/2014
Contract end date	

17/18 Contracted general activity (UDA)	3,392
Carry forward general activity (UDA)	83
17/18 Contracted orthodontic activity (UOA)	0
Carry forward orthodontic activity (UOA)	0
Baseline contract value	£111,304.81

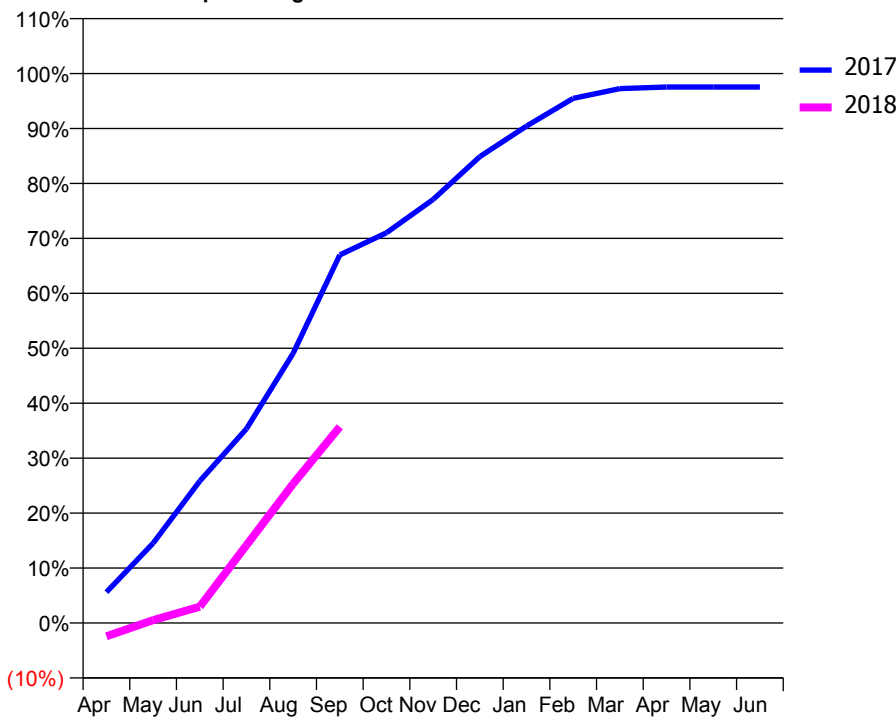
ACCESS*

Patients seen in 24 months	Total	Change since previous quarter
Quarter ending September 2016	1,457	
Quarter ending December 2016	1,193	↓
Quarter ending March 2017	749	↓
Quarter ending June 2017	667	↓
Quarter ending September 2017	955	↑
Variance since September 2016	(34.5%)	↓



ACTIVITY

Cumulative percentage of contracted UDA delivered 2017 & 2018



Adjusted Scheduled Activity (UDA)

Month	2017	2018
April	190	-83
May	493	18
June	876	101
July	1,199	480
August	1,665	860
September	2,272	1,211
October	2,409	
November	2,615	
December	2,879	
January	3,067	
February	3,239	
March	3,299	
April	3,309	
May	3,309	
June	3,309	

QUALITY

	Quantity	Base Number	Contract	AT	Region	England
% of FP17s for the same patient ID Re-attending within 3 months - Children	7	242	2.9%	11.4%	11.4%	11.9%
% of FP17s for the same patient ID Re-attending within 3 months - Adults	51	522	9.8%	16.4%	15.7%	15.9%
% of FP17s for the same patient ID Re-attending between 3 & 9 months - Children	42	242	17.4%	55.5%	60.6%	58.1%
% of FP17s for the same patient ID Re-attending between 3 & 9 months - Adults	92	522	17.6%	48.7%	52.0%	50.6%
% of FP17s for Band 1 Urgent Courses	122	757	16.1%	10.7%	9.6%	9.1%
% of FP17s Relating to Free Repair or Replacements	9	757	1.2%	0.6%	0.7%	0.8%
% of FP17s Relating to Continuations	1	757	0.1%	0.8%	1.0%	1.1%
% of Patients satisfied with the dentistry they have received	5	5	N/A	89.6%	91.6%	91.4%
% of Patients satisfied with the time they had to wait for an appointment	5	5	N/A	87.0%	87.9%	87.7%

* This is based on patients treated on this contract for their most recent course of treatment. Figures in italics indicate the base number of FP17s or Patient Questionnaire responses are less than 100. N/A is shown where the base number of responses is less than 10 during the period. % is calculated as Quantity/Base number*100

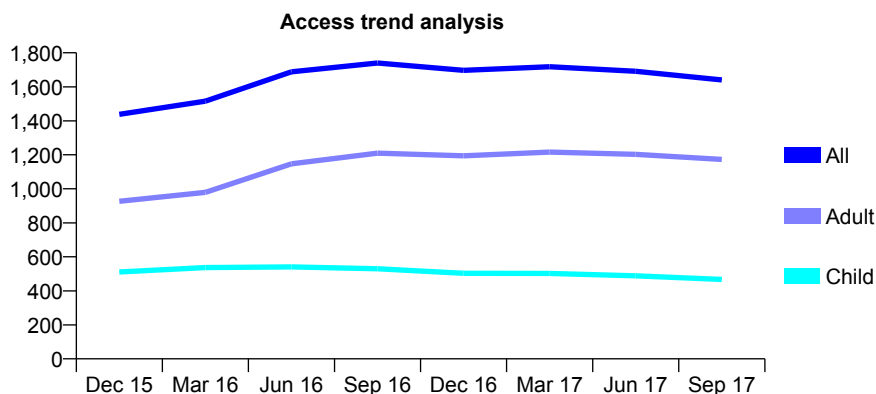
Q67 - Vital Signs At a Glance Contract Report for 125873/0002 - September 2017

Name or company name	Apex Dental Care Sturry Partnership
Contract type name	GDS Contract
Purpose of contract	General
Contract start date	01/01/2014
Contract end date	

17/18 Contracted general activity (UDA)	5,046
Carry forward general activity (UDA)	0
17/18 Contracted orthodontic activity (UOA)	0
Carry forward orthodontic activity (UOA)	0
Baseline contract value	£155,912.32

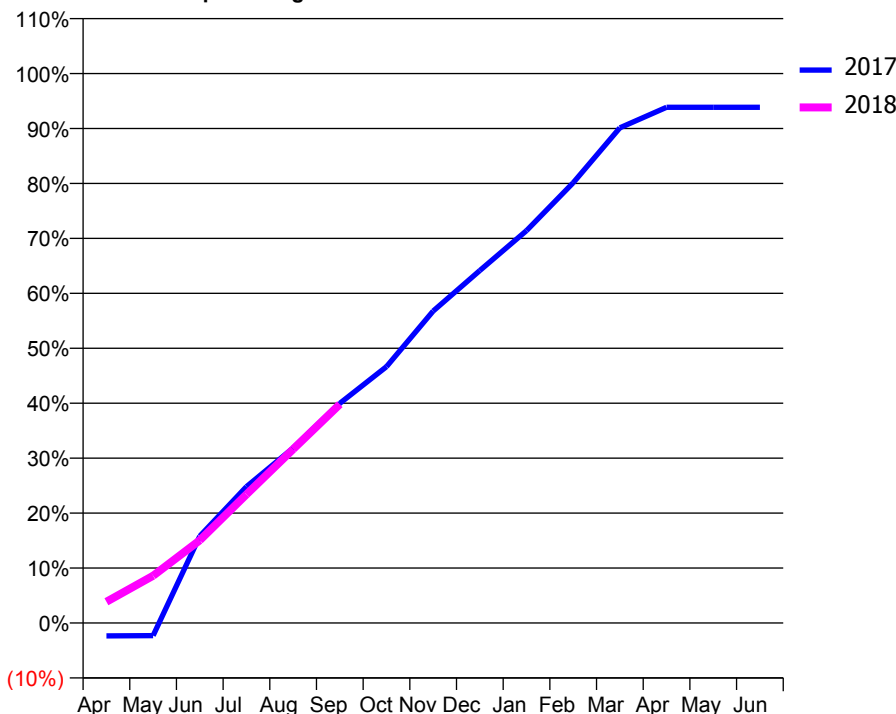
ACCESS*

Patients seen in 24 months	Total	Change since previous quarter
Quarter ending September 2016	1,740	
Quarter ending December 2016	1,697	↓
Quarter ending March 2017	1,718	→
Quarter ending June 2017	1,691	↓
Quarter ending September 2017	1,640	↓
Variance since September 2016	(5.7%)	↓



ACTIVITY

Cumulative percentage of contracted UDA delivered 2017 & 2018



Month	Adjusted Scheduled Activity (UDA)	
	2017	2018
April	-120	196
May	-117	435
June	797	759
July	1,252	1,181
August	1,608	1,596
September	2,017	2,008
October	2,354	
November	2,865	
December	3,236	
January	3,603	
February	4,043	
March	4,548	
April	4,735	
May	4,736	
June	4,736	

QUALITY

	Quantity	Base Number	Contract	AT	Region	England
% of FP17s for the same patient ID Re-attending within 3 months - Children	23	365	6.3%	11.4%	11.4%	11.9%
% of FP17s for the same patient ID Re-attending within 3 months - Adults	126	880	14.3%	16.4%	15.7%	15.9%
% of FP17s for the same patient ID Re-attending between 3 & 9 months - Children	246	365	67.4%	55.5%	60.6%	58.1%
% of FP17s for the same patient ID Re-attending between 3 & 9 months - Adults	563	880	64.0%	48.7%	52.0%	50.6%
% of FP17s for Band 1 Urgent Courses	86	1,166	7.4%	10.7%	9.6%	9.1%
% of FP17s Relating to Free Repair or Replacements	3	1,166	0.3%	0.6%	0.7%	0.8%
% of FP17s Relating to Continuations	0	1,166	0.0%	0.8%	1.0%	1.1%
% of Patients satisfied with the dentistry they have received	6	6	N/A	89.6%	91.6%	91.4%
% of Patients satisfied with the time they had to wait for an appointment	6	6	N/A	87.0%	87.9%	87.7%

* This is based on patients treated on this contract for their most recent course of treatment. Figures in italics indicate the base number of FP17s or Patient Questionnaire responses are less than 100. N/A is shown where the base number of responses is less than 10 during the period. % is calculated as Quantity/Base number*100

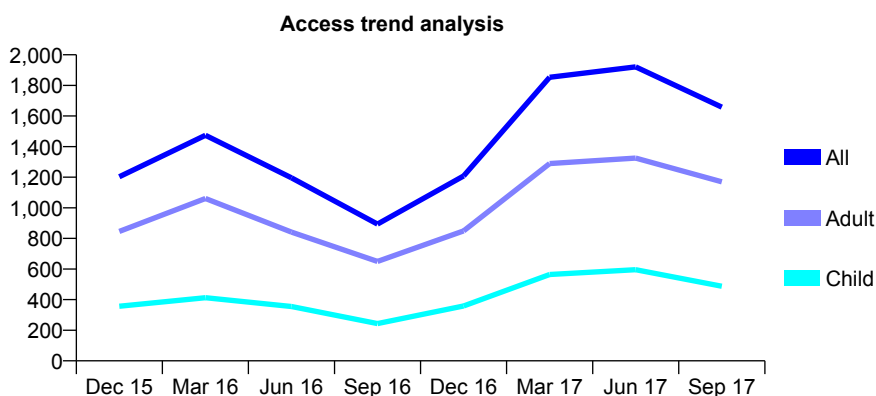
Q67 - Vital Signs At a Glance Contract Report for 125873/0003 - September 2017

Name or company name	Apex Dental Care Sturry Partnership
Contract type name	GDS Contract
Purpose of contract	General
Contract start date	01/01/2014
Contract end date	

17/18 Contracted general activity (UDA)	3,998
Carry forward general activity (UDA)	0
17/18 Contracted orthodontic activity (UOA)	0
Carry forward orthodontic activity (UOA)	0
Baseline contract value	£92,570.27

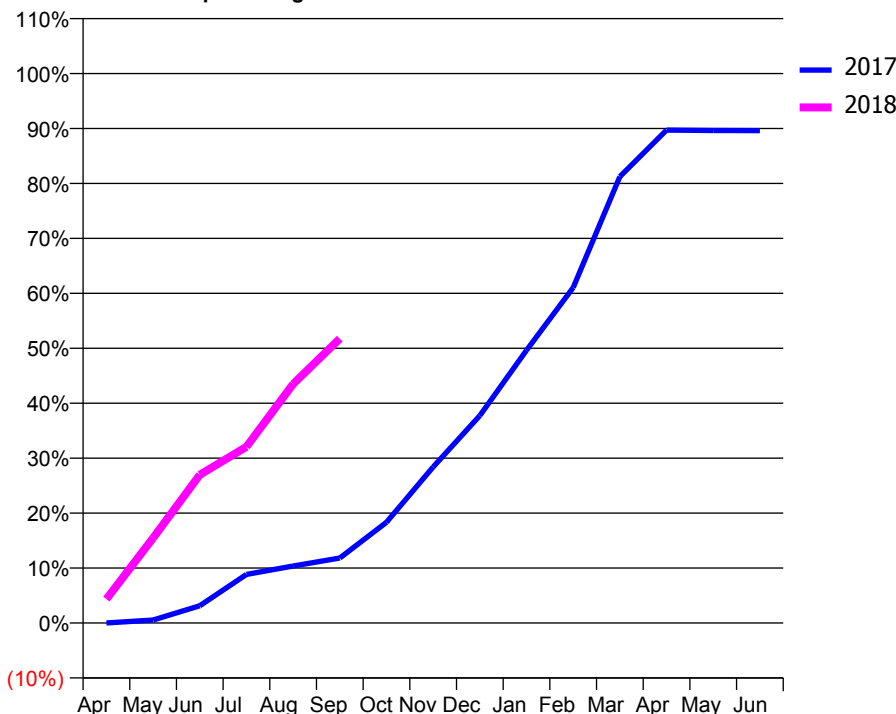
ACCESS*

Patients seen in 24 months	Total	Change since previous quarter
Quarter ending September 2016	894	
Quarter ending December 2016	1,208	↑
Quarter ending March 2017	1,853	↑
Quarter ending June 2017	1,921	↑
Quarter ending September 2017	1,658	↓
Variance since September 2016	85.5%	↑



ACTIVITY

Cumulative percentage of contracted UDA delivered 2017 & 2018



Month	Adjusted Scheduled Activity (UDA)	
	2017	2018
April	0	174
May	22	619
June	126	1,079
July	353	1,282
August	414	1,739
September	473	2,069
October	733	
November	1,135	
December	1,509	
January	1,985	
February	2,441	
March	3,248	
April	3,586	
May	3,583	
June	3,582	

QUALITY

	Quantity	Base Number	Contract	AT	Region	England
% of FP17s for the same patient ID Re-attending within 3 months - Children	19	375	5.1%	11.4%	11.4%	11.9%
% of FP17s for the same patient ID Re-attending within 3 months - Adults	88	805	10.9%	16.4%	15.7%	15.9%
% of FP17s for the same patient ID Re-attending between 3 & 9 months - Children	180	375	48.0%	55.5%	60.6%	58.1%
% of FP17s for the same patient ID Re-attending between 3 & 9 months - Adults	339	805	42.1%	48.7%	52.0%	50.6%
% of FP17s for Band 1 Urgent Courses	83	1,030	8.1%	10.7%	9.6%	9.1%
% of FP17s Relating to Free Repair or Replacements	17	1,030	1.7%	0.6%	0.7%	0.8%
% of FP17s Relating to Continuations	6	1,030	0.6%	0.8%	1.0%	1.1%
% of Patients satisfied with the dentistry they have received	4	5	N/A	89.6%	91.6%	91.4%
% of Patients satisfied with the time they had to wait for an appointment	5	5	N/A	87.0%	87.9%	87.7%

* This is based on patients treated on this contract for their most recent course of treatment. Figures in italics indicate the base number of FP17s or Patient Questionnaire responses are less than 100. N/A is shown where the base number of responses is less than 10 during the period. % is calculated as Quantity/Base number*100

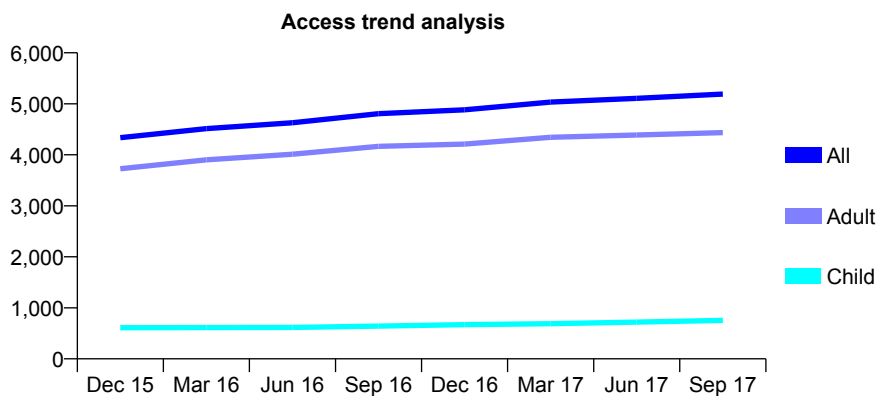
Q67 - Vital Signs At a Glance Contract Report for 127094/0001 - September 2017

Name or company name	Bute House Dental Surgery
Contract type name	GDS Contract
Purpose of contract	General
Contract start date	01/08/2014
Contract end date	

17/18 Contracted general activity (UDA)	15,312
Carry forward general activity (UDA)	0
17/18 Contracted orthodontic activity (UOA)	0
Carry forward orthodontic activity (UOA)	0
Baseline contract value	£344,199.21

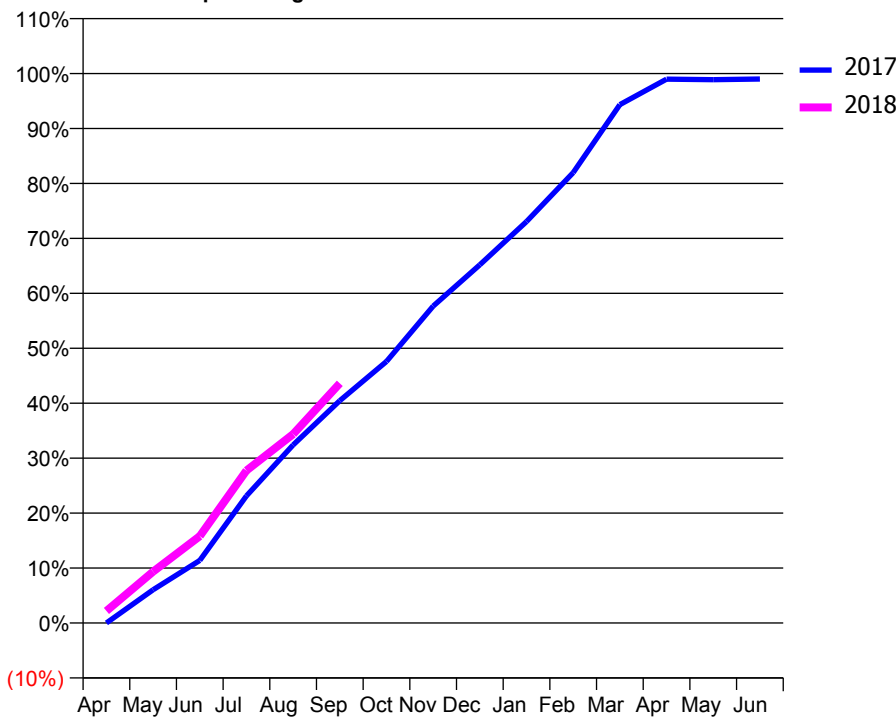
ACCESS*

Patients seen in 24 months	Total	Change since previous quarter
Quarter ending September 2016	4,807	
Quarter ending December 2016	4,882	→
Quarter ending March 2017	5,033	↑
Quarter ending June 2017	5,108	→
Quarter ending September 2017	5,190	→
Variance since September 2016	8.0%	↑



ACTIVITY

Cumulative percentage of contracted UDA delivered 2017 & 2018



Adjusted Scheduled Activity (UDA)

Month	2017	2018
April	-2	336
May	925	1,431
June	1,745	2,420
July	3,541	4,249
August	4,963	5,262
September	6,197	6,681
October	7,289	
November	8,832	
December	9,983	
January	11,188	
February	12,548	
March	14,444	
April	15,154	
May	15,138	
June	15,158	

QUALITY

	Quantity	Base Number	Contract	AT	Region	England
% of FP17s for the same patient ID Re-attending within 3 months - Children	25	585	4.3%	11.4%	11.4%	11.9%
% of FP17s for the same patient ID Re-attending within 3 months - Adults	499	3,425	14.6%	16.4%	15.7%	15.9%
% of FP17s for the same patient ID Re-attending between 3 & 9 months - Children	323	585	55.2%	55.5%	60.6%	58.1%
% of FP17s for the same patient ID Re-attending between 3 & 9 months - Adults	2,097	3,425	61.2%	48.7%	52.0%	50.6%
% of FP17s for Band 1 Urgent Courses	236	3,289	7.2%	10.7%	9.6%	9.1%
% of FP17s Relating to Free Repair or Replacements	29	3,289	0.9%	0.6%	0.7%	0.8%
% of FP17s Relating to Continuations	16	3,289	0.5%	0.8%	1.0%	1.1%
% of Patients satisfied with the dentistry they have received	17	18	94.4%	89.6%	91.6%	91.4%
% of Patients satisfied with the time they had to wait for an appointment	16	18	88.9%	87.0%	87.9%	87.7%

* This is based on patients treated on this contract for their most recent course of treatment. Figures in italics indicate the base number of FP17s or Patient Questionnaire responses are less than 100. N/A is shown where the base number of responses is less than 10 during the period. % is calculated as Quantity/Base number*100

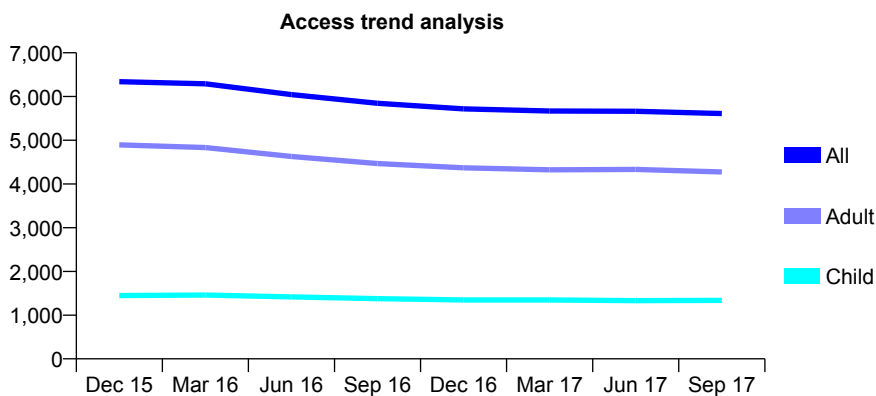
Q67 - Vital Signs At a Glance Contract Report for 138851/0001 - September 2017

Name or company name	Longford Dental Centre
Contract type name	GDS Contract
Purpose of contract	General
Contract start date	01/07/2009
Contract end date	

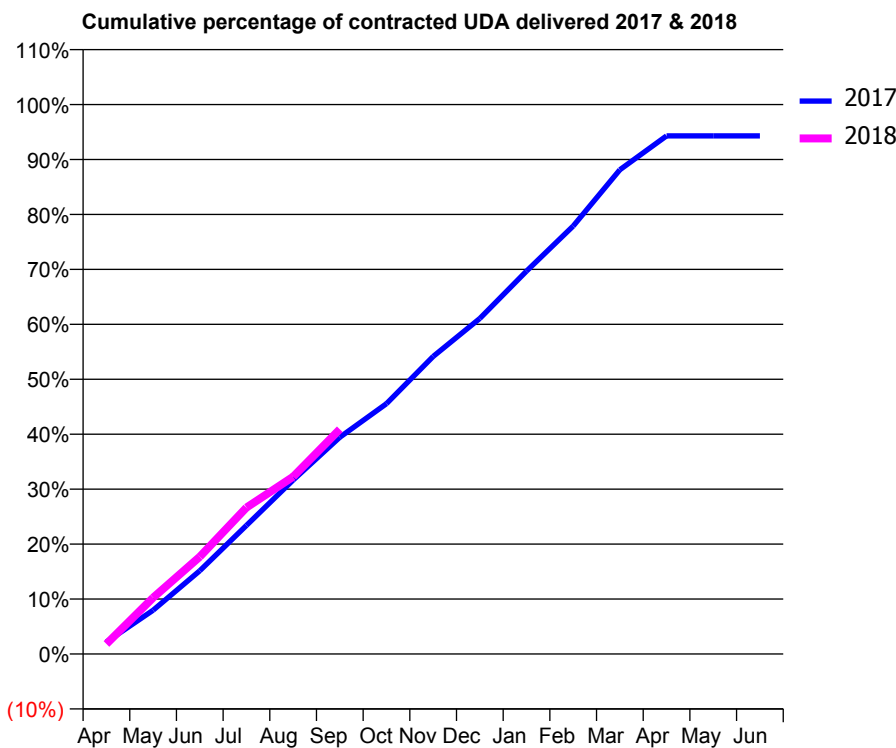
17/18 Contracted general activity (UDA)	15,628
Carry forward general activity (UDA)	0
17/18 Contracted orthodontic activity (UOA)	0
Carry forward orthodontic activity (UOA)	0
Baseline contract value	£432,930.70

ACCESS*

Patients seen in 24 months	Total	Change since previous quarter
Quarter ending September 2016	5,845	
Quarter ending December 2016	5,717	↓
Quarter ending March 2017	5,670	→
Quarter ending June 2017	5,664	→
Quarter ending September 2017	5,611	→
Variance since September 2016	(4.0%)	↓



ACTIVITY



Month	Adjusted Scheduled Activity (UDA)	
	2017	2018
April	345	288
May	1,247	1,603
June	2,370	2,766
July	3,659	4,166
August	4,946	5,043
September	6,163	6,391
October	7,119	
November	8,463	
December	9,545	
January	10,891	
February	12,173	
March	13,772	
April	14,736	
May	14,736	
June	14,736	

QUALITY

	Quantity	Base Number	Contract	AT	Region	England
% of FP17s for the same patient ID Re-attending within 3 months - Children	39	762	5.1%	11.4%	11.4%	11.9%
% of FP17s for the same patient ID Re-attending within 3 months - Adults	380	2,273	16.7%	16.4%	15.7%	15.9%
% of FP17s for the same patient ID Re-attending between 3 & 9 months - Children	274	762	36.0%	55.5%	60.6%	58.1%
% of FP17s for the same patient ID Re-attending between 3 & 9 months - Adults	558	2,273	24.5%	48.7%	52.0%	50.6%
% of FP17s for Band 1 Urgent Courses	302	2,728	11.1%	10.7%	9.6%	9.1%
% of FP17s Relating to Free Repair or Replacements	61	2,728	2.2%	0.6%	0.7%	0.8%
% of FP17s Relating to Continuations	47	2,728	1.7%	0.8%	1.0%	1.1%
% of Patients satisfied with the dentistry they have received	8	9	N/A	89.6%	91.6%	91.4%
% of Patients satisfied with the time they had to wait for an appointment	8	9	N/A	87.0%	87.9%	87.7%

* This is based on patients treated on this contract for their most recent course of treatment. Figures in italics indicate the base number of FP17s or Patient Questionnaire responses are less than 100. N/A is shown where the base number of responses is less than 10 during the period. % is calculated as Quantity/Base number*100

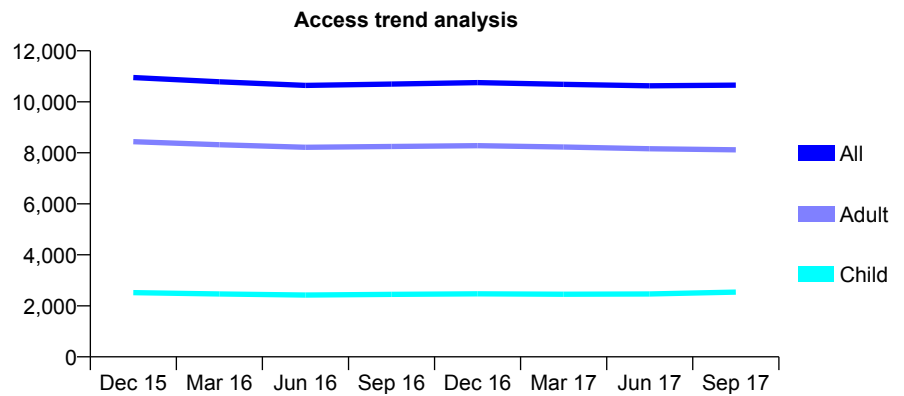
Q67 - Vital Signs At a Glance Contract Report for 141836/0001 - September 2017

Name or company name	Senacre Lodge Dental Practice
Contract type name	GDS Contract
Purpose of contract	General
Contract start date	01/03/2013
Contract end date	

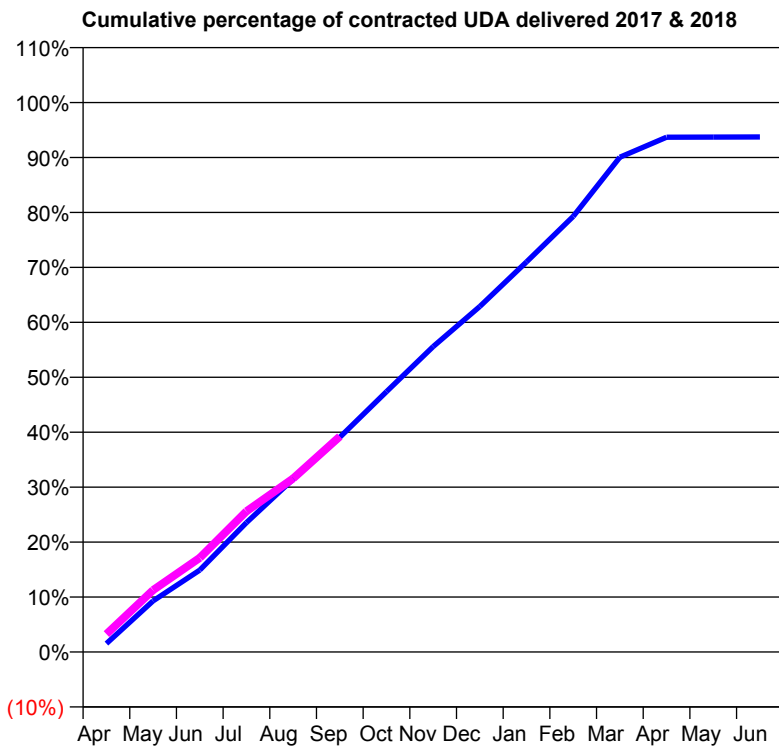
17/18 Contracted general activity (UDA)	27,844
Carry forward general activity (UDA)	0
17/18 Contracted orthodontic activity (UOA)	0
Carry forward orthodontic activity (UOA)	0
Baseline contract value	£688,557.86

ACCESS*

Patients seen in 24 months	Total	Change since previous quarter
Quarter ending September 2016	10,697	
Quarter ending December 2016	10,752	→
Quarter ending March 2017	10,686	→
Quarter ending June 2017	10,628	→
Quarter ending September 2017	10,655	→
Variance since September 2016	(0.4%)	→



ACTIVITY



Month	Adjusted Scheduled Activity (UDA)	
	2017	2018
April	432	906
May	2,592	3,138
June	4,153	4,771
July	6,555	7,129
August	8,759	8,793
September	10,883	10,922
October	13,190	
November	15,480	
December	17,513	
January	19,764	
February	22,070	
March	25,073	
April	26,084	
May	26,094	
June	26,096	

QUALITY

	Quantity	Base Number	Contract	AT	Region	England
% of FP17s for the same patient ID Re-attending within 3 months - Children	114	2,030	5.6%	11.4%	11.4%	11.9%
% of FP17s for the same patient ID Re-attending within 3 months - Adults	853	5,905	14.4%	16.4%	15.7%	15.9%
% of FP17s for the same patient ID Re-attending between 3 & 9 months - Children	1,345	2,030	66.3%	55.5%	60.6%	58.1%
% of FP17s for the same patient ID Re-attending between 3 & 9 months - Adults	3,291	5,905	55.7%	48.7%	52.0%	50.6%
% of FP17s for Band 1 Urgent Courses	667	6,714	9.9%	10.7%	9.6%	9.1%
% of FP17s Relating to Free Repair or Replacements	61	6,714	0.9%	0.6%	0.7%	0.8%
% of FP17s Relating to Continuations	34	6,714	0.5%	0.8%	1.0%	1.1%
% of Patients satisfied with the dentistry they have received	24	24	100.0%	89.6%	91.6%	91.4%
% of Patients satisfied with the time they had to wait for an appointment	24	24	100.0%	87.0%	87.9%	87.7%

* This is based on patients treated on this contract for their most recent course of treatment. Figures in italics indicate the base number of FP17s or Patient Questionnaire responses are less than 100. N/A is shown where the base number of responses is less than 10 during the period. % is calculated as Quantity/Base number*100

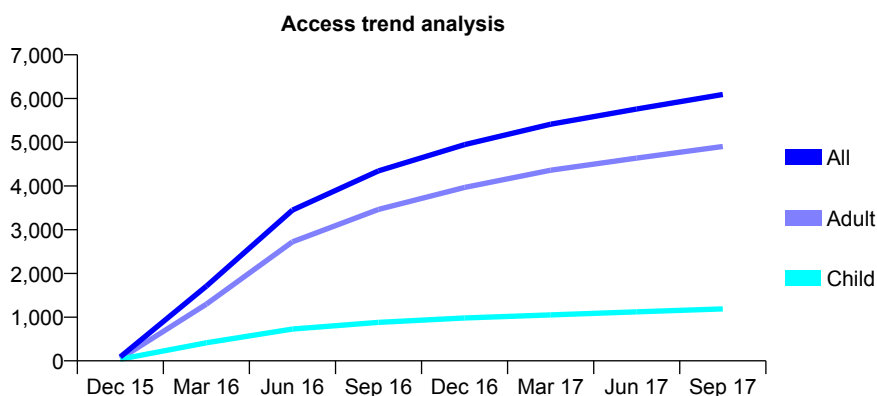
Q67 - Vital Signs At a Glance Contract Report for 141984/0002 - September 2017

Name or company name	Bank House Dental Practice Partnership
Contract type name	GDS Contract
Purpose of contract	General
Contract start date	01/12/2015
Contract end date	

17/18 Contracted general activity (UDA)	17,369
Carry forward general activity (UDA)	68
17/18 Contracted orthodontic activity (UOA)	0
Carry forward orthodontic activity (UOA)	0
Baseline contract value	£538,050.19

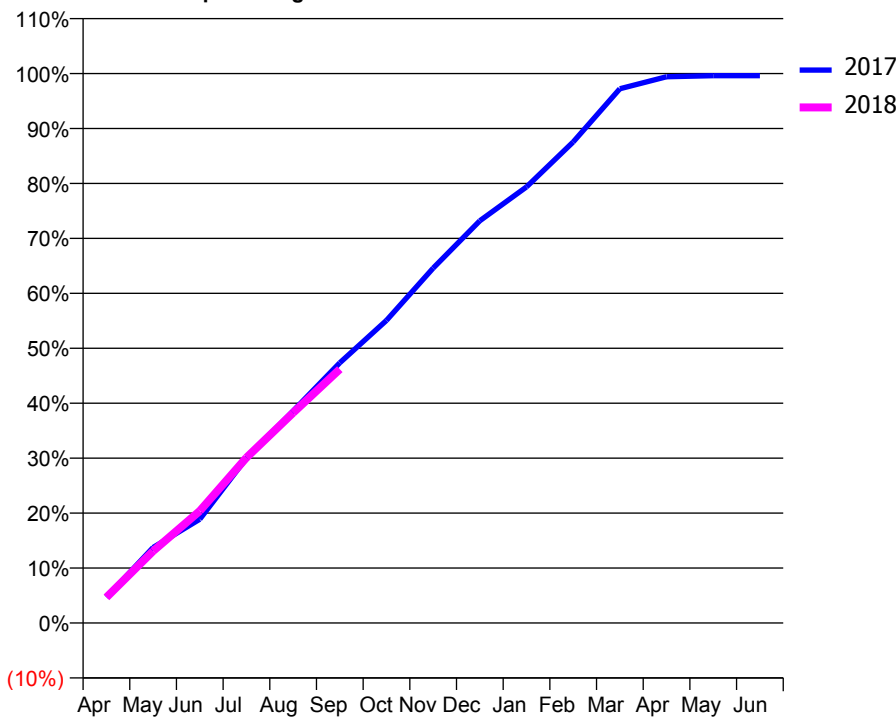
ACCESS*

Patients seen in 24 months	Total	Change since previous quarter
Quarter ending September 2016	4,344	
Quarter ending December 2016	4,946	↑
Quarter ending March 2017	5,411	↑
Quarter ending June 2017	5,761	↑
Quarter ending September 2017	6,093	↑
Variance since September 2016	40.3%	↑



ACTIVITY

Cumulative percentage of contracted UDA delivered 2017 & 2018



Adjusted Scheduled Activity (UDA)

Month	2017	2018
April	817	810
May	2,387	2,276
June	3,282	3,544
July	5,212	5,230
August	6,706	6,644
September	8,224	8,021
October	9,566	
November	11,217	
December	12,713	
January	13,787	
February	15,207	
March	16,887	
April	17,265	
May	17,300	
June	17,301	

QUALITY

	Quantity	Base Number	Contract	AT	Region	England
% of FP17s for the same patient ID Re-attending within 3 months - Children	49	921	5.3%	11.4%	11.4%	11.9%
% of FP17s for the same patient ID Re-attending within 3 months - Adults	409	3,557	11.5%	16.4%	15.7%	15.9%
% of FP17s for the same patient ID Re-attending between 3 & 9 months - Children	538	921	58.4%	55.5%	60.6%	58.1%
% of FP17s for the same patient ID Re-attending between 3 & 9 months - Adults	1,877	3,557	52.8%	48.7%	52.0%	50.6%
% of FP17s for Band 1 Urgent Courses	362	4,260	8.5%	10.7%	9.6%	9.1%
% of FP17s Relating to Free Repair or Replacements	10	4,260	0.2%	0.6%	0.7%	0.8%
% of FP17s Relating to Continuations	51	4,260	1.2%	0.8%	1.0%	1.1%
% of Patients satisfied with the dentistry they have received	12	14	85.7%	89.6%	91.6%	91.4%
% of Patients satisfied with the time they had to wait for an appointment	10	14	71.4%	87.0%	87.9%	87.7%

* This is based on patients treated on this contract for their most recent course of treatment. Figures in italics indicate the base number of FP17s or Patient Questionnaire responses are less than 100. N/A is shown where the base number of responses is less than 10 during the period. % is calculated as Quantity/Base number*100

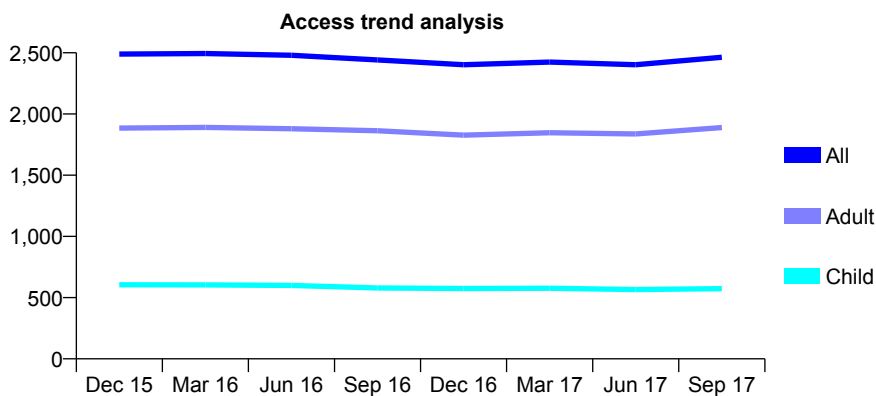
Q67 - Vital Signs At a Glance Contract Report for 143715/0001 - September 2017

Name or company name	Dr G Biant Ltd
Contract type name	GDS Contract
Purpose of contract	General
Contract start date	01/11/2010
Contract end date	

17/18 Contracted general activity (UDA)	7,515
Carry forward general activity (UDA)	0
17/18 Contracted orthodontic activity (UOA)	0
Carry forward orthodontic activity (UOA)	0
Baseline contract value	£216,471.62

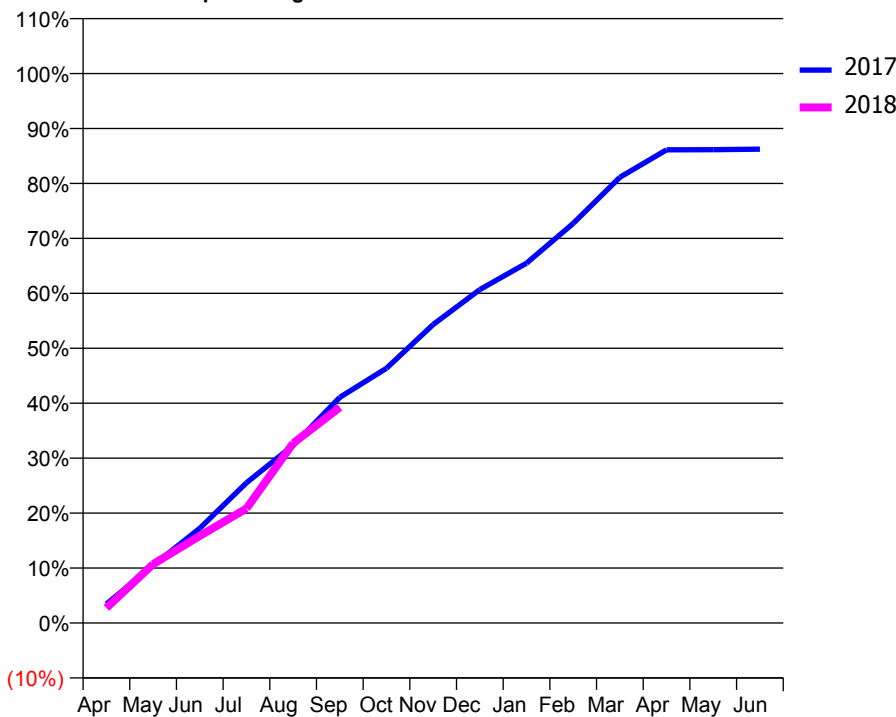
ACCESS*

Patients seen in 24 months	Total	Change since previous quarter
Quarter ending September 2016	2,442	
Quarter ending December 2016	2,402	↓
Quarter ending March 2017	2,424	→
Quarter ending June 2017	2,403	→
Quarter ending September 2017	2,463	↑
Variance since September 2016	0.9%	→



ACTIVITY

Cumulative percentage of contracted UDA delivered 2017 & 2018



Month	Adjusted Scheduled Activity (UDA)	
	2017	2018
April	261	206
May	789	805
June	1,296	1,192
July	1,917	1,566
August	2,429	2,459
September	3,087	2,950
October	3,484	
November	4,082	
December	4,561	
January	4,921	
February	5,464	
March	6,096	
April	6,471	
May	6,473	
June	6,481	

QUALITY

	Quantity	Base Number	Contract	AT	Region	England
% of FP17s for the same patient ID Re-attending within 3 months - Children	34	425	8.0%	11.4%	11.4%	11.9%
% of FP17s for the same patient ID Re-attending within 3 months - Adults	166	1,359	12.2%	16.4%	15.7%	15.9%
% of FP17s for the same patient ID Re-attending between 3 & 9 months - Children	236	425	55.5%	55.5%	60.6%	58.1%
% of FP17s for the same patient ID Re-attending between 3 & 9 months - Adults	726	1,359	53.4%	48.7%	52.0%	50.6%
% of FP17s for Band 1 Urgent Courses	144	1,552	9.3%	10.7%	9.6%	9.1%
% of FP17s Relating to Free Repair or Replacements	3	1,552	0.2%	0.6%	0.7%	0.8%
% of FP17s Relating to Continuations	2	1,552	0.1%	0.8%	1.0%	1.1%
% of Patients satisfied with the dentistry they have received	3	4	N/A	89.6%	91.6%	91.4%
% of Patients satisfied with the time they had to wait for an appointment	4	4	N/A	87.0%	87.9%	87.7%

* This is based on patients treated on this contract for their most recent course of treatment. Figures in italics indicate the base number of FP17s or Patient Questionnaire responses are less than 100. N/A is shown where the base number of responses is less than 10 during the period. % is calculated as Quantity/Base number*100

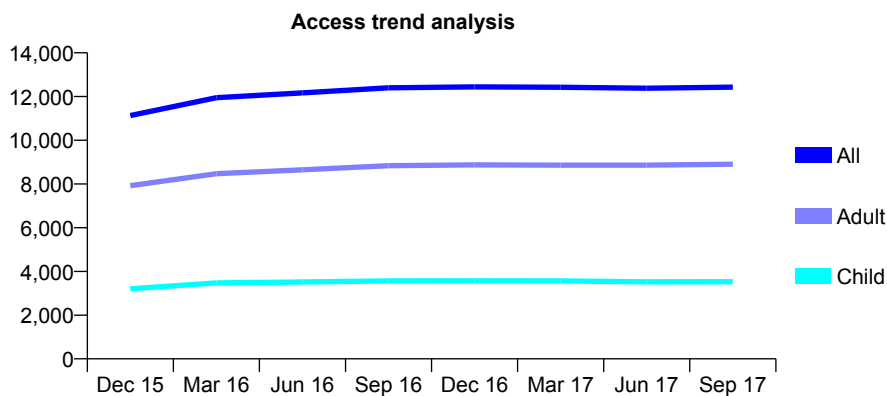
Q67 - Vital Signs At a Glance Contract Report for 145580/0001 - September 2017

Name or company name	Oradent Kent Ltd
Contract type name	GDS Contract
Purpose of contract	General
Contract start date	01/04/2008
Contract end date	

17/18 Contracted general activity (UDA)	34,556
Carry forward general activity (UDA)	193
17/18 Contracted orthodontic activity (UOA)	0
Carry forward orthodontic activity (UOA)	0
Baseline contract value	£783,215.62

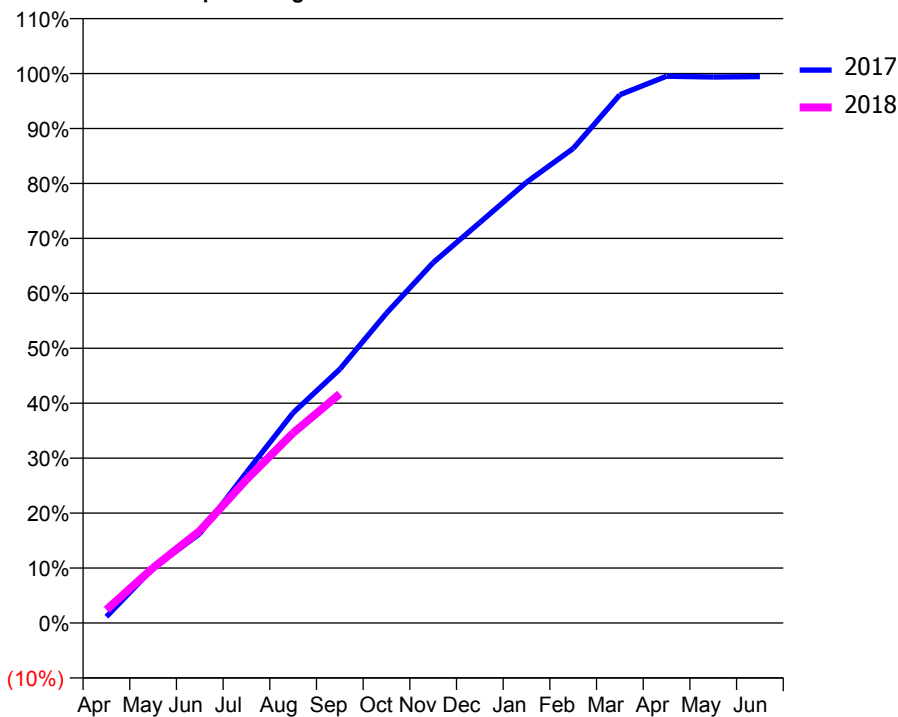
ACCESS*

Patients seen in 24 months	Total	Change since previous quarter
Quarter ending September 2016	12,401	
Quarter ending December 2016	12,441	→
Quarter ending March 2017	12,426	→
Quarter ending June 2017	12,378	→
Quarter ending September 2017	12,431	→
Variance since September 2016	0.2%	→



ACTIVITY

Cumulative percentage of contracted UDA delivered 2017 & 2018



Month	Adjusted Scheduled Activity (UDA)	
	2017	2018
April	397	834
May	3,449	3,478
June	5,625	5,798
July	9,473	9,019
August	13,223	11,950
September	15,958	14,407
October	19,485	
November	22,665	
December	25,186	
January	27,722	
February	29,838	
March	33,217	
April	34,386	
May	34,332	
June	34,363	

QUALITY

	Quantity	Base Number	Contract	AT	Region	England
% of FP17s for the same patient ID Re-attending within 3 months - Children	261	2,725	9.6%	11.4%	11.4%	11.9%
% of FP17s for the same patient ID Re-attending within 3 months - Adults	674	5,573	12.1%	16.4%	15.7%	15.9%
% of FP17s for the same patient ID Re-attending between 3 & 9 months - Children	1,680	2,725	61.7%	55.5%	60.6%	58.1%
% of FP17s for the same patient ID Re-attending between 3 & 9 months - Adults	2,992	5,573	53.7%	48.7%	52.0%	50.6%
% of FP17s for Band 1 Urgent Courses	620	7,708	8.0%	10.7%	9.6%	9.1%
% of FP17s Relating to Free Repair or Replacements	37	7,708	0.5%	0.6%	0.7%	0.8%
% of FP17s Relating to Continuations	14	7,708	0.2%	0.8%	1.0%	1.1%
% of Patients satisfied with the dentistry they have received	26	27	96.3%	89.6%	91.6%	91.4%
% of Patients satisfied with the time they had to wait for an appointment	24	27	88.9%	87.0%	87.9%	87.7%

* This is based on patients treated on this contract for their most recent course of treatment. Figures in italics indicate the base number of FP17s or Patient Questionnaire responses are less than 100. N/A is shown where the base number of responses is less than 10 during the period. % is calculated as Quantity/Base number*100

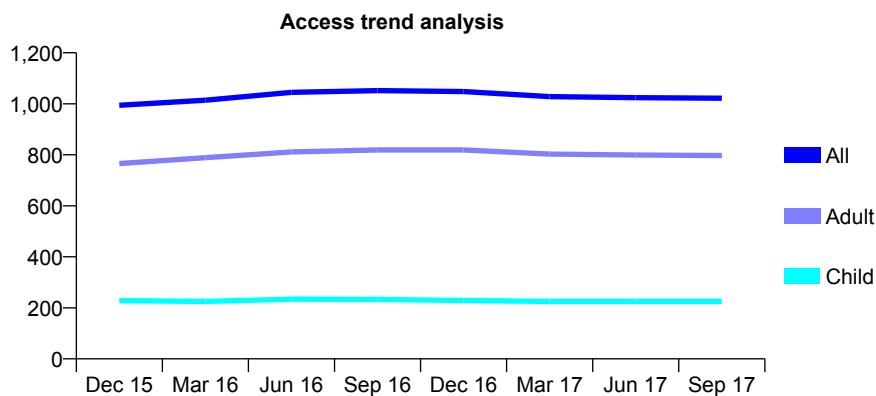
Q67 - Vital Signs At a Glance Contract Report for 145580/0002 - September 2017

Name or company name	Oradent Kent Ltd
Contract type name	GDS Contract
Purpose of contract	General
Contract start date	01/04/2008
Contract end date	

17/18 Contracted general activity (UDA)	3,354
Carry forward general activity (UDA)	46
17/18 Contracted orthodontic activity (UOA)	0
Carry forward orthodontic activity (UOA)	0
Baseline contract value	£80,946.49

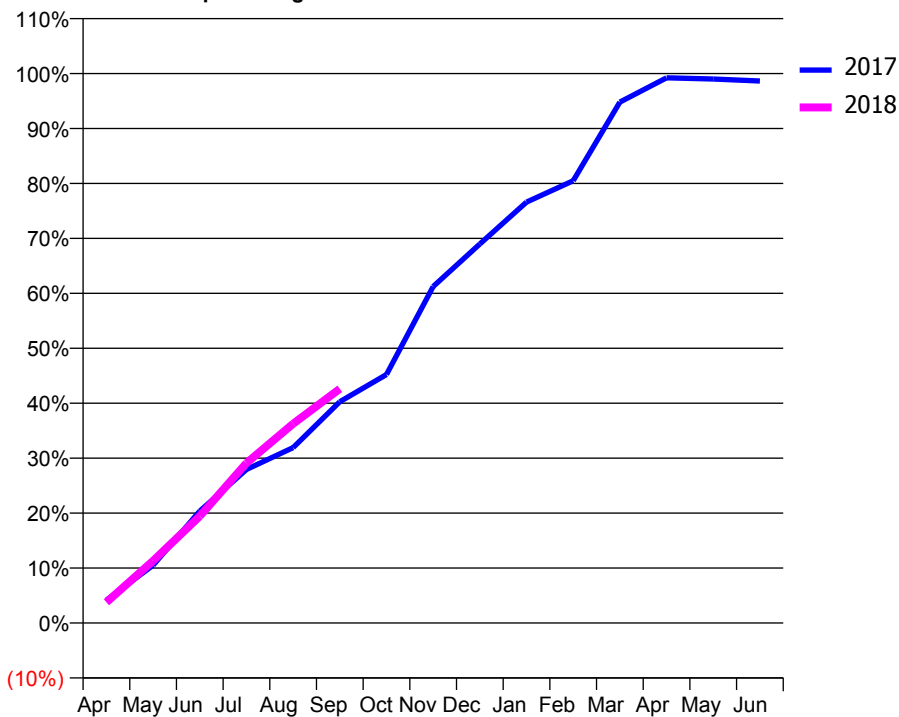
ACCESS*

Patients seen in 24 months	Total	Change since previous quarter
Quarter ending September 2016	1,052	
Quarter ending December 2016	1,048	→
Quarter ending March 2017	1,028	↓
Quarter ending June 2017	1,024	→
Quarter ending September 2017	1,022	→
Variance since September 2016	(2.9%)	↓



ACTIVITY

Cumulative percentage of contracted UDA delivered 2017 & 2018



Month	Adjusted Scheduled Activity (UDA)	
	2017	2018
April	139	126
May	353	380
June	683	652
July	937	977
August	1,071	1,216
September	1,350	1,430
October	1,516	
November	2,054	
December	2,314	
January	2,569	
February	2,699	
March	3,180	
April	3,328	
May	3,320	
June	3,308	

QUALITY

	Quantity	Base Number	Contract	AT	Region	England
% of FP17s for the same patient ID Re-attending within 3 months - Children	8	139	5.8%	11.4%	11.4%	11.9%
% of FP17s for the same patient ID Re-attending within 3 months - Adults	26	411	6.3%	16.4%	15.7%	15.9%
% of FP17s for the same patient ID Re-attending between 3 & 9 months - Children	36	139	25.9%	55.5%	60.6%	58.1%
% of FP17s for the same patient ID Re-attending between 3 & 9 months - Adults	116	411	28.2%	48.7%	52.0%	50.6%
% of FP17s for Band 1 Urgent Courses	29	498	5.8%	10.7%	9.6%	9.1%
% of FP17s Relating to Free Repair or Replacements	0	498	0.0%	0.6%	0.7%	0.8%
% of FP17s Relating to Continuations	2	498	0.4%	0.8%	1.0%	1.1%
% of Patients satisfied with the dentistry they have received	4	5	N/A	89.6%	91.6%	91.4%
% of Patients satisfied with the time they had to wait for an appointment	5	5	N/A	87.0%	87.9%	87.7%

* This is based on patients treated on this contract for their most recent course of treatment. Figures in italics indicate the base number of FP17s or Patient Questionnaire responses are less than 100. N/A is shown where the base number of responses is less than 10 during the period. % is calculated as Quantity/Base number*100

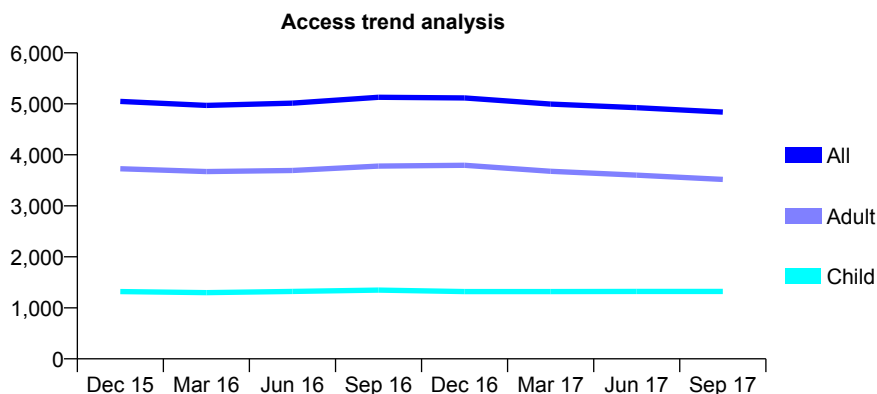
Q67 - Vital Signs At a Glance Contract Report for 146633/0001 - September 2017

Name or company name	South England Dental Practice Partnership
Contract type name	GDS Contract
Purpose of contract	General
Contract start date	01/09/2013
Contract end date	

17/18 Contracted general activity (UDA)	12,500
Carry forward general activity (UDA)	-93
17/18 Contracted orthodontic activity (UOA)	0
Carry forward orthodontic activity (UOA)	0
Baseline contract value	£360,668.32

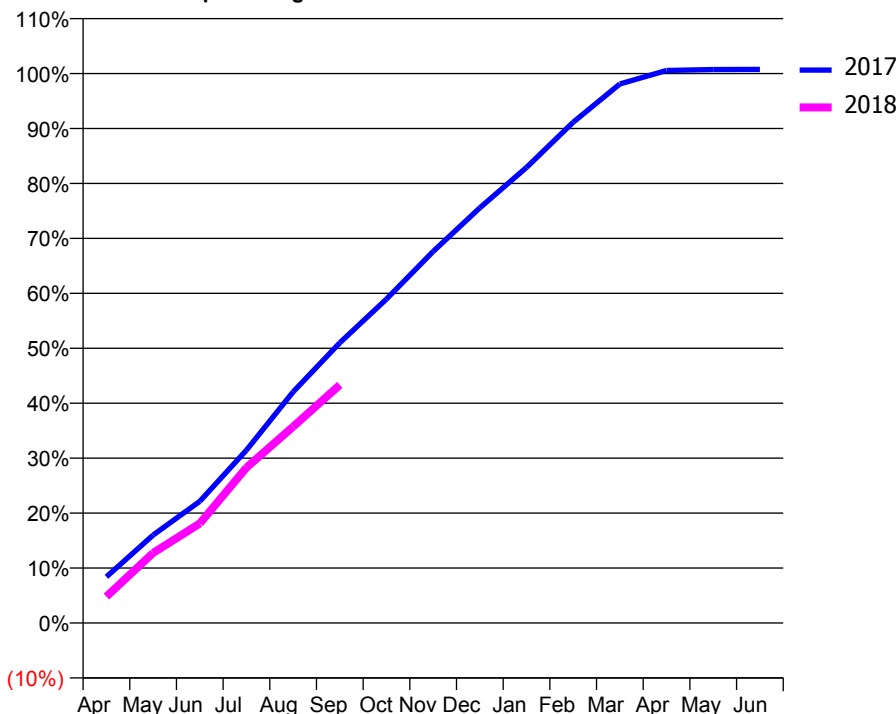
ACCESS*

Patients seen in 24 months	Total	Change since previous quarter
Quarter ending September 2016	5,128	
Quarter ending December 2016	5,114	→
Quarter ending March 2017	4,995	↓
Quarter ending June 2017	4,924	↓
Quarter ending September 2017	4,839	↓
Variance since September 2016	(5.6%)	↓



ACTIVITY

Cumulative percentage of contracted UDA delivered 2017 & 2018



Month	Adjusted Scheduled Activity (UDA)	
	2017	2018
April	1,051	601
May	2,002	1,593
June	2,767	2,265
July	3,932	3,537
August	5,259	4,466
September	6,375	5,416
October	7,370	
November	8,453	
December	9,445	
January	10,362	
February	11,393	
March	12,262	
April	12,569	
May	12,589	
June	12,592	

QUALITY

	Quantity	Base Number	Contract	AT	Region	England
% of FP17s for the same patient ID Re-attending within 3 months - Children	39	732	5.3%	11.4%	11.4%	11.9%
% of FP17s for the same patient ID Re-attending within 3 months - Adults	193	1,824	10.6%	16.4%	15.7%	15.9%
% of FP17s for the same patient ID Re-attending between 3 & 9 months - Children	275	732	37.6%	55.5%	60.6%	58.1%
% of FP17s for the same patient ID Re-attending between 3 & 9 months - Adults	645	1,824	35.4%	48.7%	52.0%	50.6%
% of FP17s for Band 1 Urgent Courses	266	2,399	11.1%	10.7%	9.6%	9.1%
% of FP17s Relating to Free Repair or Replacements	7	2,399	0.3%	0.6%	0.7%	0.8%
% of FP17s Relating to Continuations	22	2,399	0.9%	0.8%	1.0%	1.1%
% of Patients satisfied with the dentistry they have received	13	15	86.7%	89.6%	91.6%	91.4%
% of Patients satisfied with the time they had to wait for an appointment	13	15	86.7%	87.0%	87.9%	87.7%

* This is based on patients treated on this contract for their most recent course of treatment. Figures in italics indicate the base number of FP17s or Patient Questionnaire responses are less than 100. N/A is shown where the base number of responses is less than 10 during the period. % is calculated as Quantity/Base number*100

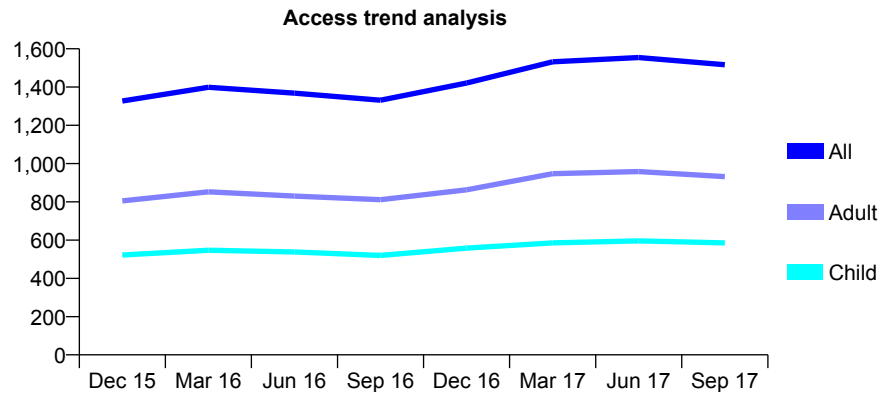
Q67 - Vital Signs At a Glance Contract Report for 146749/0001 - September 2017

Name or company name	Patiali Limited
Contract type name	GDS Contract
Purpose of contract	General
Contract start date	01/05/2011
Contract end date	

17/18 Contracted general activity (UDA)	4,395
Carry forward general activity (UDA)	0
17/18 Contracted orthodontic activity (UOA)	0
Carry forward orthodontic activity (UOA)	0
Baseline contract value	£110,216.39

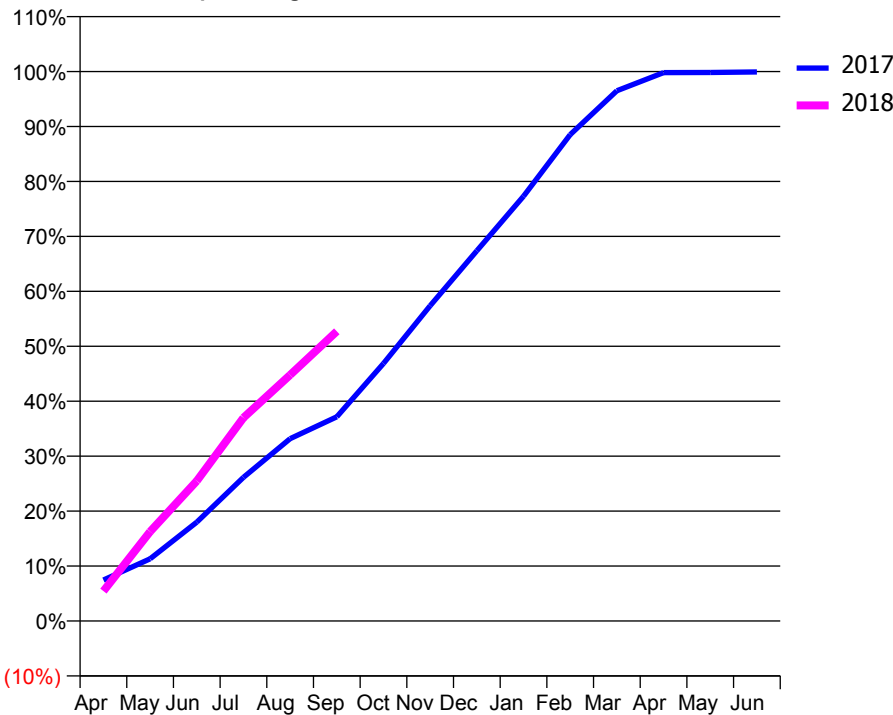
ACCESS*

Patients seen in 24 months	Total	Change since previous quarter
Quarter ending September 2016	1,331	
Quarter ending December 2016	1,421	↑
Quarter ending March 2017	1,532	↑
Quarter ending June 2017	1,554	→
Quarter ending September 2017	1,517	↓
Variance since September 2016	14.0%	↑



ACTIVITY

Cumulative percentage of contracted UDA delivered 2017 & 2018



Month	Adjusted Scheduled Activity (UDA)	
	2017	2018
April	328	239
May	498	715
June	790	1,121
July	1,150	1,626
August	1,458	1,968
September	1,634	2,317
October	2,060	
November	2,522	
December	2,962	
January	3,397	
February	3,891	
March	4,241	
April	4,386	
May	4,387	
June	4,391	

QUALITY

	Quantity	Base Number	Contract	AT	Region	England
% of FP17s for the same patient ID Re-attending within 3 months - Children	41	425	9.6%	11.4%	11.4%	11.9%
% of FP17s for the same patient ID Re-attending within 3 months - Adults	127	692	18.4%	16.4%	15.7%	15.9%
% of FP17s for the same patient ID Re-attending between 3 & 9 months - Children	246	425	57.9%	55.5%	60.6%	58.1%
% of FP17s for the same patient ID Re-attending between 3 & 9 months - Adults	329	692	47.5%	48.7%	52.0%	50.6%
% of FP17s for Band 1 Urgent Courses	123	1,043	11.8%	10.7%	9.6%	9.1%
% of FP17s Relating to Free Repair or Replacements	6	1,043	0.6%	0.6%	0.7%	0.8%
% of FP17s Relating to Continuations	0	1,043	0.0%	0.8%	1.0%	1.1%
% of Patients satisfied with the dentistry they have received	3	3	N/A	89.6%	91.6%	91.4%
% of Patients satisfied with the time they had to wait for an appointment	2	3	N/A	87.0%	87.9%	87.7%

* This is based on patients treated on this contract for their most recent course of treatment. Figures in italics indicate the base number of FP17s or Patient Questionnaire responses are less than 100. N/A is shown where the base number of responses is less than 10 during the period. % is calculated as Quantity/Base number*100

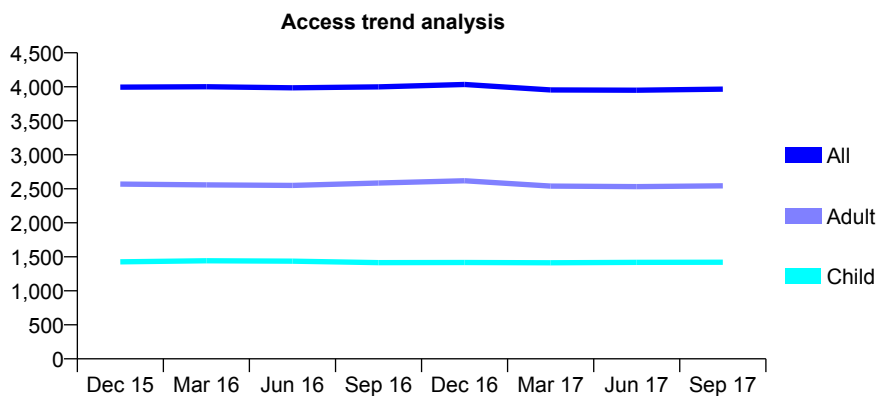
Q67 - Vital Signs At a Glance Contract Report for 146749/0002 - September 2017

Name or company name	Patiali Limited
Contract type name	GDS Contract
Purpose of contract	General
Contract start date	01/05/2011
Contract end date	

17/18 Contracted general activity (UDA)	9,536
Carry forward general activity (UDA)	-5
17/18 Contracted orthodontic activity (UOA)	0
Carry forward orthodontic activity (UOA)	0
Baseline contract value	£249,828.38

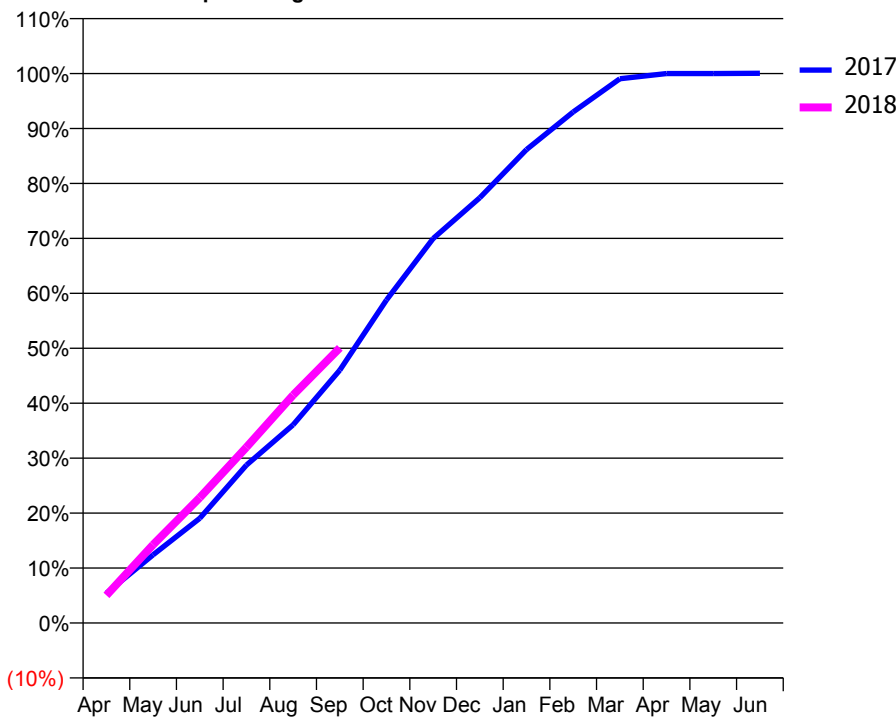
ACCESS*

Patients seen in 24 months	Total	Change since previous quarter
Quarter ending September 2016	3,999	
Quarter ending December 2016	4,035	→
Quarter ending March 2017	3,953	↓
Quarter ending June 2017	3,950	→
Quarter ending September 2017	3,965	→
Variance since September 2016	(0.9%)	→



ACTIVITY

Cumulative percentage of contracted UDA delivered 2017 & 2018



Adjusted Scheduled Activity (UDA)

Month	2017	2018
April	518	480
May	1,184	1,360
June	1,819	2,176
July	2,741	3,052
August	3,440	3,955
September	4,388	4,775
October	5,606	
November	6,673	
December	7,380	
January	8,215	
February	8,869	
March	9,445	
April	9,534	
May	9,534	
June	9,540	

QUALITY

	Quantity	Base Number	Contract	AT	Region	England
% of FP17s for the same patient ID Re-attending within 3 months - Children	116	1,120	10.4%	11.4%	11.4%	11.9%
% of FP17s for the same patient ID Re-attending within 3 months - Adults	283	1,784	15.9%	16.4%	15.7%	15.9%
% of FP17s for the same patient ID Re-attending between 3 & 9 months - Children	676	1,120	60.4%	55.5%	60.6%	58.1%
% of FP17s for the same patient ID Re-attending between 3 & 9 months - Adults	937	1,784	52.5%	48.7%	52.0%	50.6%
% of FP17s for Band 1 Urgent Courses	252	2,359	10.7%	10.7%	9.6%	9.1%
% of FP17s Relating to Free Repair or Replacements	26	2,359	1.1%	0.6%	0.7%	0.8%
% of FP17s Relating to Continuations	3	2,359	0.1%	0.8%	1.0%	1.1%
% of Patients satisfied with the dentistry they have received	7	9	N/A	89.6%	91.6%	91.4%
% of Patients satisfied with the time they had to wait for an appointment	9	9	N/A	87.0%	87.9%	87.7%

* This is based on patients treated on this contract for their most recent course of treatment. Figures in italics indicate the base number of FP17s or Patient Questionnaire responses are less than 100. N/A is shown where the base number of responses is less than 10 during the period. % is calculated as Quantity/Base number*100

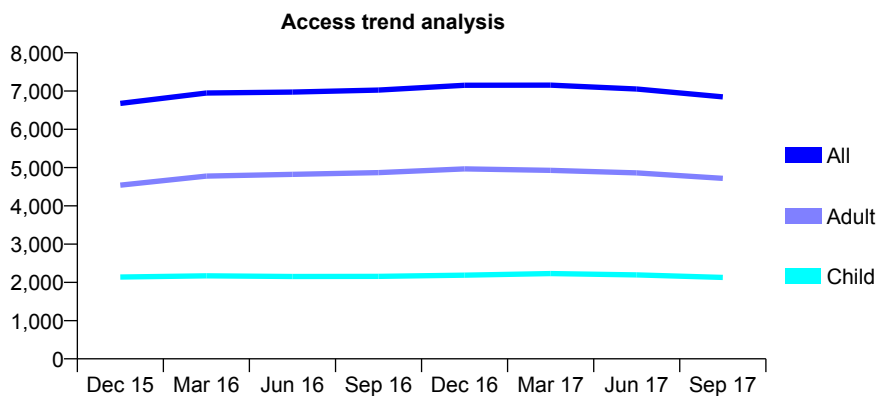
Q67 - Vital Signs At a Glance Contract Report for 148628/0001 - September 2017

Name or company name	Gravesend Dental Surgery
Contract type name	GDS Contract
Purpose of contract	General
Contract start date	15/02/2014
Contract end date	

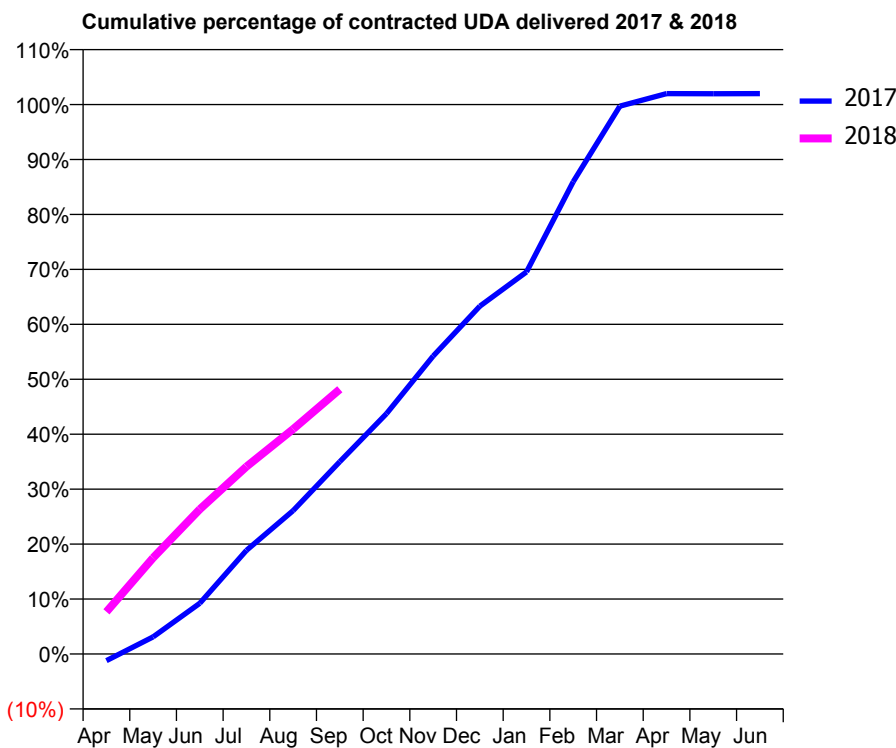
17/18 Contracted general activity (UDA)	18,214
Carry forward general activity (UDA)	-360
17/18 Contracted orthodontic activity (UOA)	0
Carry forward orthodontic activity (UOA)	0
Baseline contract value	£514,513.15

ACCESS*

Patients seen in 24 months	Total	Change since previous quarter
Quarter ending September 2016	7,025	
Quarter ending December 2016	7,151	→
Quarter ending March 2017	7,156	→
Quarter ending June 2017	7,055	↓
Quarter ending September 2017	6,847	↓
Variance since September 2016	(2.5%)	↓



ACTIVITY



Month	Adjusted Scheduled Activity (UDA)	
	2017	2018
April	-223	1,399
May	566	3,188
June	1,683	4,798
July	3,435	6,212
August	4,754	7,452
September	6,376	8,774
October	7,965	
November	9,877	
December	11,529	
January	12,665	
February	15,653	
March	18,159	
April	18,574	
May	18,573	
June	18,574	

QUALITY

	Quantity	Base Number	Contract	AT	Region	England
% of FP17s for the same patient ID Re-attending within 3 months - Children	108	1,459	7.4%	11.4%	11.4%	11.9%
% of FP17s for the same patient ID Re-attending within 3 months - Adults	262	2,536	10.3%	16.4%	15.7%	15.9%
% of FP17s for the same patient ID Re-attending between 3 & 9 months - Children	711	1,459	48.7%	55.5%	60.6%	58.1%
% of FP17s for the same patient ID Re-attending between 3 & 9 months - Adults	1,210	2,536	47.7%	48.7%	52.0%	50.6%
% of FP17s for Band 1 Urgent Courses	322	3,762	8.6%	10.7%	9.6%	9.1%
% of FP17s Relating to Free Repair or Replacements	13	3,762	0.3%	0.6%	0.7%	0.8%
% of FP17s Relating to Continuations	11	3,762	0.3%	0.8%	1.0%	1.1%
% of Patients satisfied with the dentistry they have received	6	8	N/A	89.6%	91.6%	91.4%
% of Patients satisfied with the time they had to wait for an appointment	6	8	N/A	87.0%	87.9%	87.7%

* This is based on patients treated on this contract for their most recent course of treatment. Figures in italics indicate the base number of FP17s or Patient Questionnaire responses are less than 100. N/A is shown where the base number of responses is less than 10 during the period. % is calculated as Quantity/Base number*100

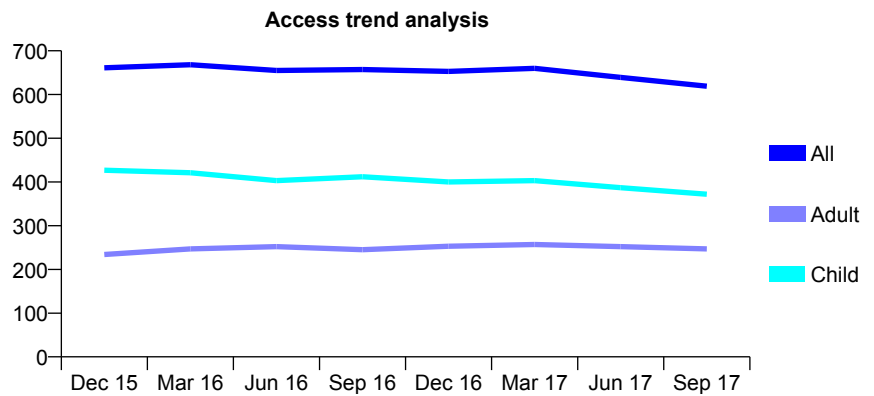
Q67 - Vital Signs At a Glance Contract Report for 149446/0001 - September 2017

Name or company name	Calverley Dental Practice
Contract type name	GDS Contract
Purpose of contract	General
Contract start date	01/08/2012
Contract end date	

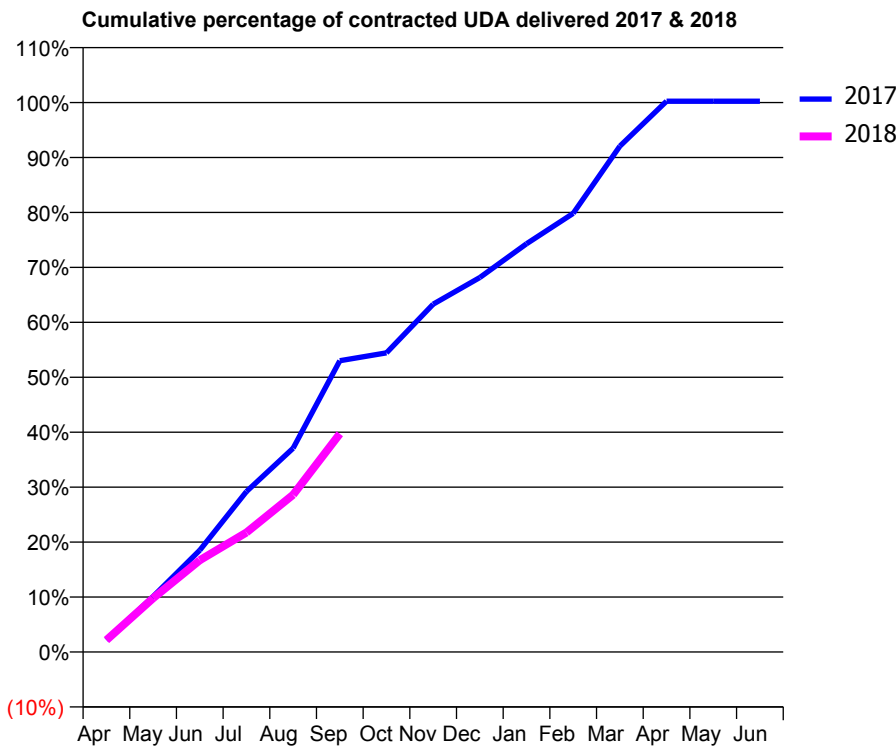
17/18 Contracted general activity (UDA)	1,200
Carry forward general activity (UDA)	-3
17/18 Contracted orthodontic activity (UOA)	0
Carry forward orthodontic activity (UOA)	0
Baseline contract value	£29,675.10

ACCESS*

Patients seen in 24 months	Total	Change since previous quarter
Quarter ending September 2016	657	
Quarter ending December 2016	653	→
Quarter ending March 2017	660	→
Quarter ending June 2017	639	↓
Quarter ending September 2017	619	↓
Variance since September 2016	(5.8%)	↓



ACTIVITY



Adjusted Scheduled Activity (UDA)		
Month	2017	2018
April	26	26
May	121	117
June	222	201
July	350	261
August	445	344
September	636	477
October	653	
November	760	
December	818	
January	891	
February	958	
March	1,105	
April	1,203	
May	1,203	
June	1,203	

QUALITY

	Quantity	Base Number	Contract	AT	Region	England
% of FP17s for the same patient ID Re-attending within 3 months - Children	6	201	3.0%	11.4%	11.4%	11.9%
% of FP17s for the same patient ID Re-attending within 3 months - Adults	8	117	6.8%	16.4%	15.7%	15.9%
% of FP17s for the same patient ID Re-attending between 3 & 9 months - Children	51	201	25.4%	55.5%	60.6%	58.1%
% of FP17s for the same patient ID Re-attending between 3 & 9 months - Adults	32	117	27.4%	48.7%	52.0%	50.6%
% of FP17s for Band 1 Urgent Courses	8	292	2.7%	10.7%	9.6%	9.1%
% of FP17s Relating to Free Repair or Replacements	0	292	0.0%	0.6%	0.7%	0.8%
% of FP17s Relating to Continuations	0	292	0.0%	0.8%	1.0%	1.1%
% of Patients satisfied with the dentistry they have received	3	3	N/A	89.6%	91.6%	91.4%
% of Patients satisfied with the time they had to wait for an appointment	3	3	N/A	87.0%	87.9%	87.7%

* This is based on patients treated on this contract for their most recent course of treatment. Figures in italics indicate the base number of FP17s or Patient Questionnaire responses are less than 100. N/A is shown where the base number of responses is less than 10 during the period. % is calculated as Quantity/Base number*100

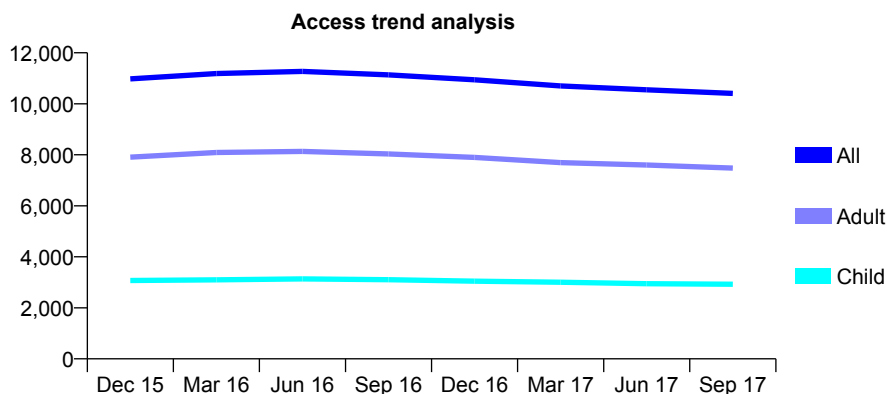
Q67 - Vital Signs At a Glance Contract Report for 152226/0001 - September 2017

Name or company name	Dentapol(Kent)Ltd
Contract type name	GDS Contract
Purpose of contract	General
Contract start date	02/02/2010
Contract end date	

17/18 Contracted general activity (UDA)	32,000
Carry forward general activity (UDA)	112
17/18 Contracted orthodontic activity (UOA)	0
Carry forward orthodontic activity (UOA)	0
Baseline contract value	£704,915.19

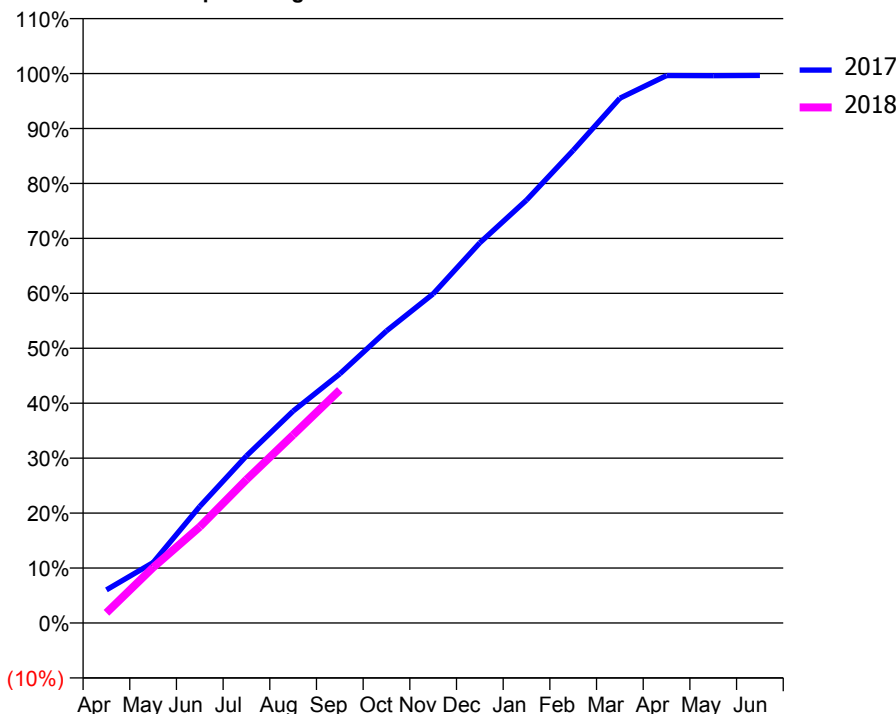
ACCESS*

Patients seen in 24 months	Total	Change since previous quarter
Quarter ending September 2016	11,135	
Quarter ending December 2016	10,943	↓
Quarter ending March 2017	10,699	↓
Quarter ending June 2017	10,549	↓
Quarter ending September 2017	10,407	↓
Variance since September 2016	(6.5%)	↓



ACTIVITY

Cumulative percentage of contracted UDA delivered 2017 & 2018



Adjusted Scheduled Activity (UDA)

Month	2017	2018
April	1,929	595
May	3,522	3,238
June	6,793	5,605
July	9,734	8,355
August	12,345	10,953
September	14,508	13,573
October	17,007	
November	19,171	
December	22,145	
January	24,626	
February	27,524	
March	30,564	
April	31,884	
May	31,870	
June	31,888	

QUALITY

	Quantity	Base Number	Contract	AT	Region	England
% of FP17s for the same patient ID Re-attending within 3 months - Children	155	1,863	8.3%	11.4%	11.4%	11.9%
% of FP17s for the same patient ID Re-attending within 3 months - Adults	784	4,711	16.6%	16.4%	15.7%	15.9%
% of FP17s for the same patient ID Re-attending between 3 & 9 months - Children	1,047	1,863	56.2%	55.5%	60.6%	58.1%
% of FP17s for the same patient ID Re-attending between 3 & 9 months - Adults	2,278	4,711	48.4%	48.7%	52.0%	50.6%
% of FP17s for Band 1 Urgent Courses	1,016	6,007	16.9%	10.7%	9.6%	9.1%
% of FP17s Relating to Free Repair or Replacements	83	6,007	1.4%	0.6%	0.7%	0.8%
% of FP17s Relating to Continuations	49	6,007	0.8%	0.8%	1.0%	1.1%
% of Patients satisfied with the dentistry they have received	23	27	85.2%	89.6%	91.6%	91.4%
% of Patients satisfied with the time they had to wait for an appointment	24	27	88.9%	87.0%	87.9%	87.7%

* This is based on patients treated on this contract for their most recent course of treatment. Figures in italics indicate the base number of FP17s or Patient Questionnaire responses are less than 100. N/A is shown where the base number of responses is less than 10 during the period. % is calculated as Quantity/Base number*100

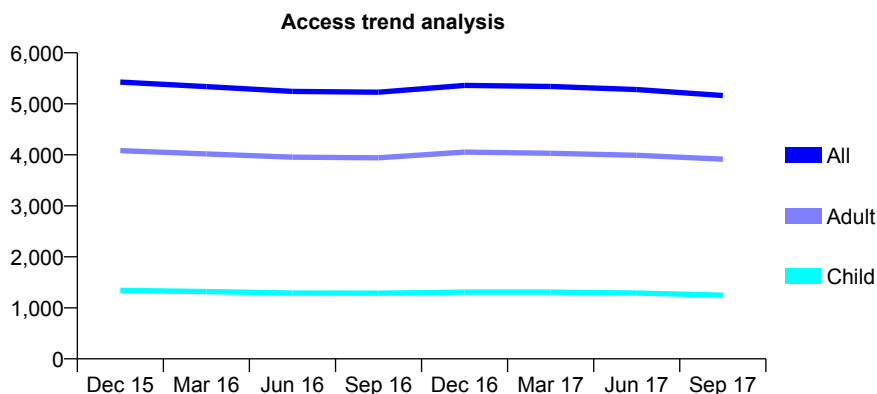
Q67 - Vital Signs At a Glance Contract Report for 152226/0002 - September 2017

Name or company name	Dentapol(Kent)Ltd
Contract type name	GDS Contract
Purpose of contract	General
Contract start date	04/01/2010
Contract end date	

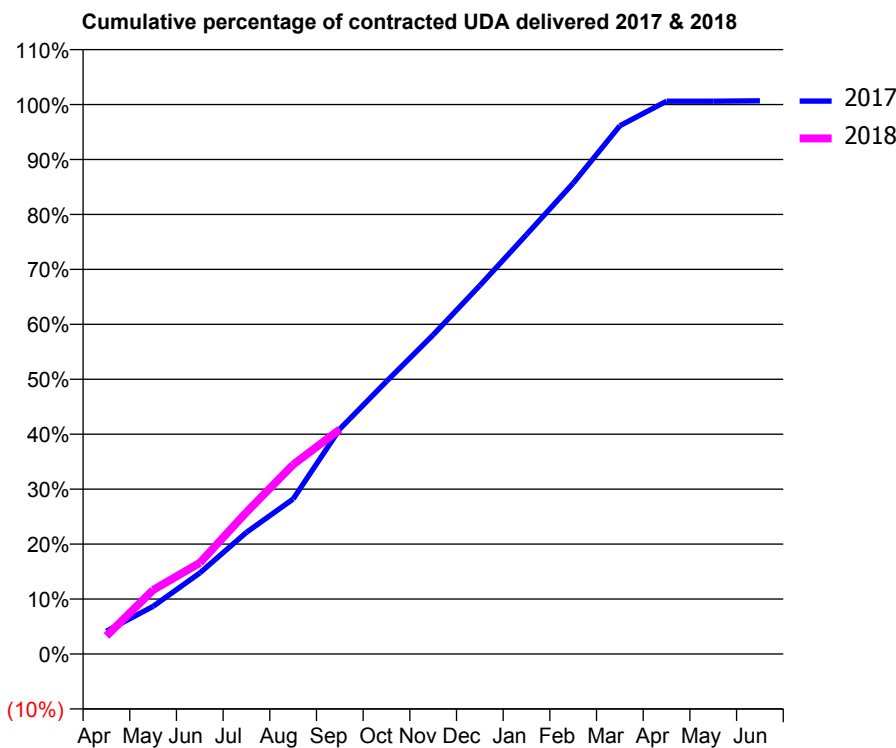
17/18 Contracted general activity (UDA)	16,000
Carry forward general activity (UDA)	-107
17/18 Contracted orthodontic activity (UOA)	0
Carry forward orthodontic activity (UOA)	0
Baseline contract value	£358,490.84

ACCESS*

Patients seen in 24 months	Total	Change since previous quarter
Quarter ending September 2016	5,228	
Quarter ending December 2016	5,362	↑
Quarter ending March 2017	5,339	→
Quarter ending June 2017	5,279	↓
Quarter ending September 2017	5,163	↓
Variance since September 2016	(1.2%)	↓



ACTIVITY



Month	Adjusted Scheduled Activity (UDA)	
	2017	2018
April	666	527
May	1,388	1,865
June	2,357	2,653
July	3,542	4,130
August	4,514	5,514
September	6,552	6,540
October	7,939	
November	9,294	
December	10,728	
January	12,211	
February	13,707	
March	15,382	
April	16,094	
May	16,096	
June	16,107	

QUALITY

	Quantity	Base Number	Contract	AT	Region	England
% of FP17s for the same patient ID Re-attending within 3 months - Children	30	833	3.6%	11.4%	11.4%	11.9%
% of FP17s for the same patient ID Re-attending within 3 months - Adults	302	2,635	11.5%	16.4%	15.7%	15.9%
% of FP17s for the same patient ID Re-attending between 3 & 9 months - Children	610	833	73.2%	55.5%	60.6%	58.1%
% of FP17s for the same patient ID Re-attending between 3 & 9 months - Adults	1,569	2,635	59.5%	48.7%	52.0%	50.6%
% of FP17s for Band 1 Urgent Courses	360	3,163	11.4%	10.7%	9.6%	9.1%
% of FP17s Relating to Free Repair or Replacements	29	3,163	0.9%	0.6%	0.7%	0.8%
% of FP17s Relating to Continuations	15	3,163	0.5%	0.8%	1.0%	1.1%
% of Patients satisfied with the dentistry they have received	12	14	85.7%	89.6%	91.6%	91.4%
% of Patients satisfied with the time they had to wait for an appointment	11	14	78.6%	87.0%	87.9%	87.7%

* This is based on patients treated on this contract for their most recent course of treatment. Figures in italics indicate the base number of FP17s or Patient Questionnaire responses are less than 100. N/A is shown where the base number of responses is less than 10 during the period. % is calculated as Quantity/Base number*100

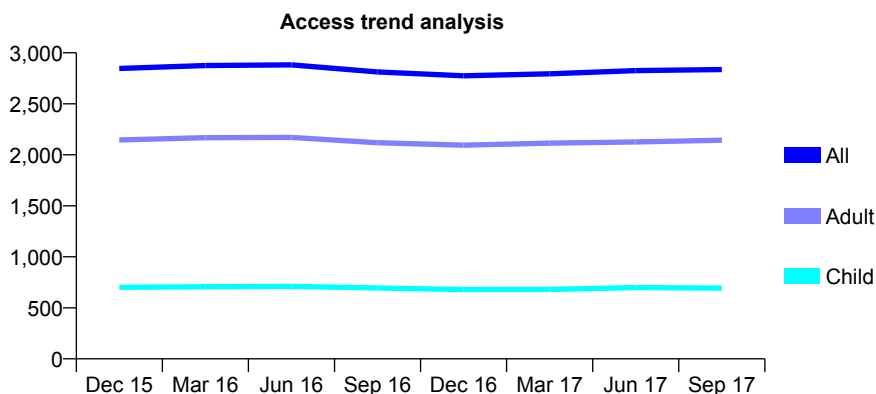
Q67 - Vital Signs At a Glance Contract Report for 153036/0001 - September 2017

Name or company name	Lydd Dental Care
Contract type name	GDS Contract
Purpose of contract	General
Contract start date	17/03/2014
Contract end date	

17/18 Contracted general activity (UDA)	10,202
Carry forward general activity (UDA)	-64
17/18 Contracted orthodontic activity (UOA)	0
Carry forward orthodontic activity (UOA)	0
Baseline contract value	£229,332.84

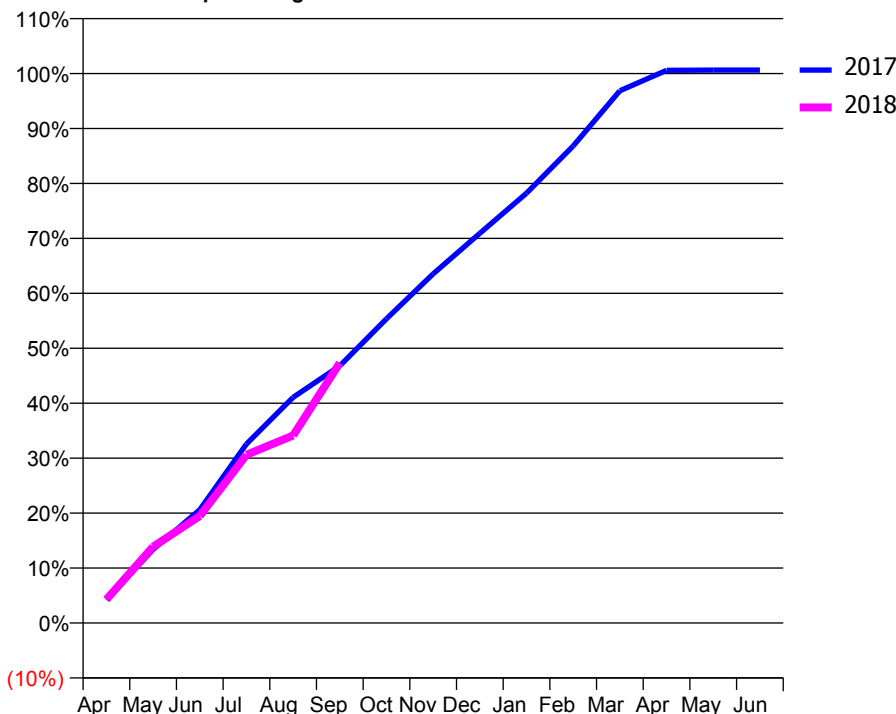
ACCESS*

Patients seen in 24 months	Total	Change since previous quarter
Quarter ending September 2016	2,813	
Quarter ending December 2016	2,774	↓
Quarter ending March 2017	2,794	→
Quarter ending June 2017	2,825	→
Quarter ending September 2017	2,836	→
Variance since September 2016	0.8%	→



ACTIVITY

Cumulative percentage of contracted UDA delivered 2017 & 2018



Adjusted Scheduled Activity (UDA)

Month	2017	2018
April	431	437
May	1,366	1,418
June	2,102	1,987
July	3,324	3,124
August	4,190	3,481
September	4,774	4,828
October	5,647	
November	6,482	
December	7,236	
January	7,980	
February	8,857	
March	9,881	
April	10,260	
May	10,265	
June	10,266	

QUALITY

	Quantity	Base Number	Contract	AT	Region	England
% of FP17s for the same patient ID Re-attending within 3 months - Children	41	589	7.0%	11.4%	11.4%	11.9%
% of FP17s for the same patient ID Re-attending within 3 months - Adults	203	1,620	12.5%	16.4%	15.7%	15.9%
% of FP17s for the same patient ID Re-attending between 3 & 9 months - Children	398	589	67.6%	55.5%	60.6%	58.1%
% of FP17s for the same patient ID Re-attending between 3 & 9 months - Adults	1,033	1,620	63.8%	48.7%	52.0%	50.6%
% of FP17s for Band 1 Urgent Courses	165	2,080	7.9%	10.7%	9.6%	9.1%
% of FP17s Relating to Free Repair or Replacements	15	2,080	0.7%	0.6%	0.7%	0.8%
% of FP17s Relating to Continuations	7	2,080	0.3%	0.8%	1.0%	1.1%
% of Patients satisfied with the dentistry they have received	17	18	94.4%	89.6%	91.6%	91.4%
% of Patients satisfied with the time they had to wait for an appointment	17	18	94.4%	87.0%	87.9%	87.7%

* This is based on patients treated on this contract for their most recent course of treatment. Figures in italics indicate the base number of FP17s or Patient Questionnaire responses are less than 100. N/A is shown where the base number of responses is less than 10 during the period. % is calculated as Quantity/Base number*100

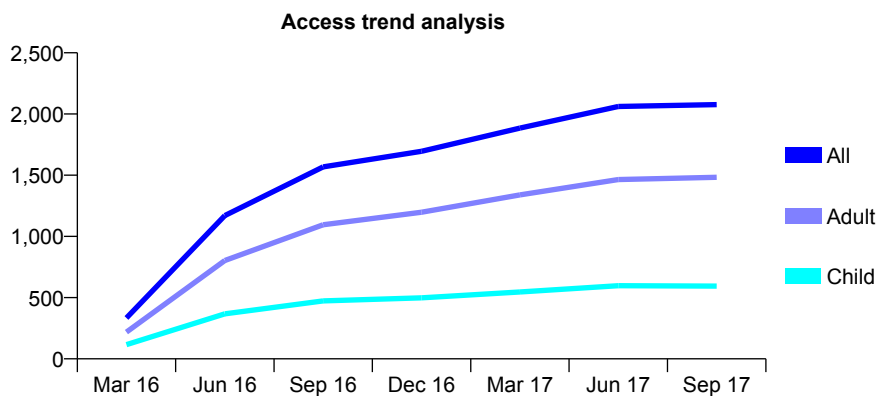
Q67 - Vital Signs At a Glance Contract Report for 153702/0001 - September 2017

Name or company name	MR R TRIVEDI
Contract type name	GDS Contract
Purpose of contract	General
Contract start date	31/01/2016
Contract end date	

17/18 Contracted general activity (UDA)	8,247
Carry forward general activity (UDA)	0
17/18 Contracted orthodontic activity (UOA)	0
Carry forward orthodontic activity (UOA)	0
Baseline contract value	£274,697.95

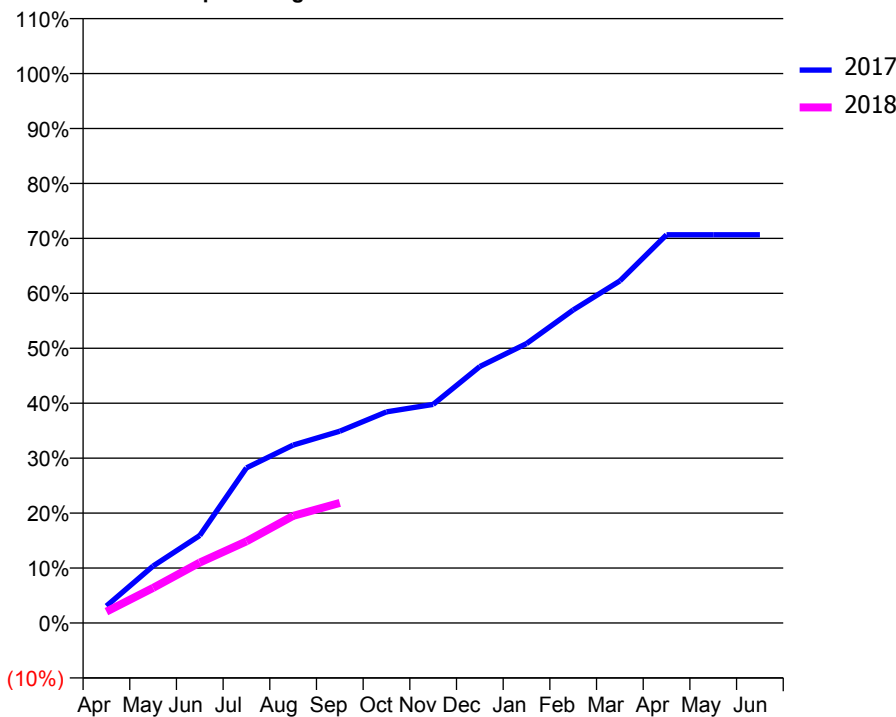
ACCESS*

Patients seen in 24 months	Total	Change since previous quarter
Quarter ending September 2016	1,568	
Quarter ending December 2016	1,696	↑
Quarter ending March 2017	1,885	↑
Quarter ending June 2017	2,062	↑
Quarter ending September 2017	2,077	→
Variance since September 2016	32.5%	↑



ACTIVITY

Cumulative percentage of contracted UDA delivered 2017 & 2018



Adjusted Scheduled Activity (UDA)

Month	2017	2018
April	254	171
May	855	528
June	1,313	908
July	2,328	1,226
August	2,671	1,608
September	2,878	1,802
October	3,168	
November	3,282	
December	3,850	
January	4,194	
February	4,697	
March	5,135	
April	5,827	
May	5,827	
June	5,827	

QUALITY

	Quantity	Base Number	Contract	AT	Region	England
% of FP17s for the same patient ID Re-attending within 3 months - Children	30	378	7.9%	11.4%	11.4%	11.9%
% of FP17s for the same patient ID Re-attending within 3 months - Adults	133	924	14.4%	16.4%	15.7%	15.9%
% of FP17s for the same patient ID Re-attending between 3 & 9 months - Children	115	378	30.4%	55.5%	60.6%	58.1%
% of FP17s for the same patient ID Re-attending between 3 & 9 months - Adults	307	924	33.2%	48.7%	52.0%	50.6%
% of FP17s for Band 1 Urgent Courses	117	902	13.0%	10.7%	9.6%	9.1%
% of FP17s Relating to Free Repair or Replacements	5	902	0.6%	0.6%	0.7%	0.8%
% of FP17s Relating to Continuations	27	902	3.0%	0.8%	1.0%	1.1%
% of Patients satisfied with the dentistry they have received	4	5	N/A	89.6%	91.6%	91.4%
% of Patients satisfied with the time they had to wait for an appointment	1	5	N/A	87.0%	87.9%	87.7%

* This is based on patients treated on this contract for their most recent course of treatment. Figures in italics indicate the base number of FP17s or Patient Questionnaire responses are less than 100. N/A is shown where the base number of responses is less than 10 during the period. % is calculated as Quantity/Base number*100

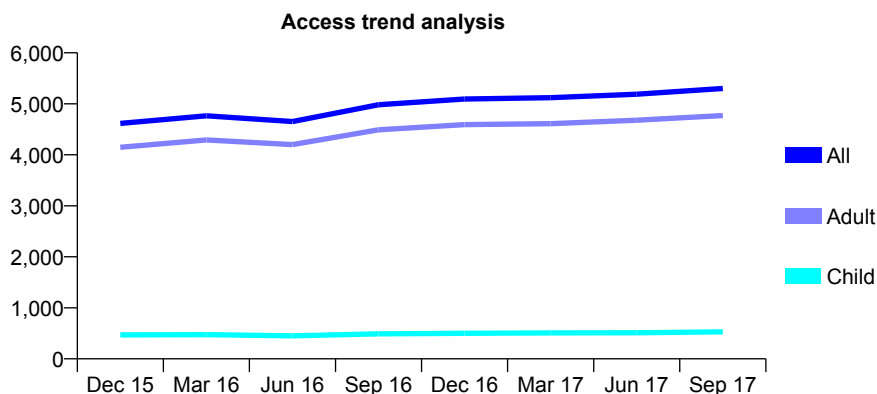
Q67 - Vital Signs At a Glance Contract Report for 154954/0004 - September 2017

Name or company name	Simon Collins
Contract type name	PDS Contract
Purpose of contract	General
Contract start date	01/12/2012
Contract end date	31/03/2019

17/18 Contracted general activity (UDA)	9,437
Carry forward general activity (UDA)	289
17/18 Contracted orthodontic activity (UOA)	0
Carry forward orthodontic activity (UOA)	0
Baseline contract value	£342,600.33

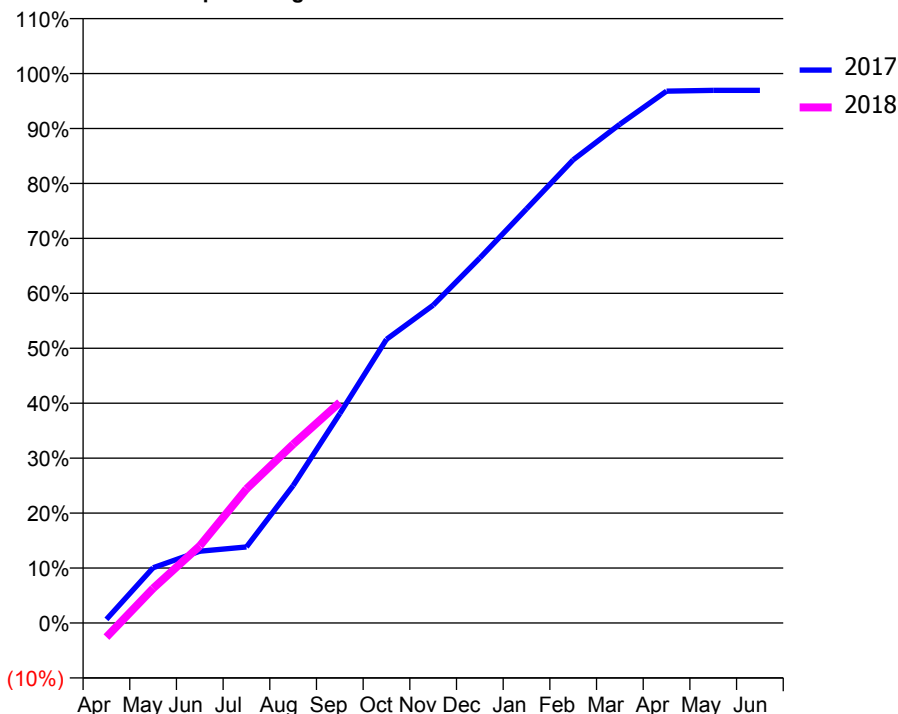
ACCESS*

Patients seen in 24 months	Total	Change since previous quarter
Quarter ending September 2016	4,981	
Quarter ending December 2016	5,093	↑
Quarter ending March 2017	5,119	→
Quarter ending June 2017	5,189	→
Quarter ending September 2017	5,300	↑
Variance since September 2016	6.4%	↑



ACTIVITY

Cumulative percentage of contracted UDA delivered 2017 & 2018



Adjusted Scheduled Activity (UDA)

Month	2017	2018
April	64	-245
May	950	594
June	1,234	1,325
July	1,307	2,302
August	2,361	3,070
September	3,596	3,790
October	4,872	
November	5,459	
December	6,268	
January	7,113	
February	7,954	
March	8,566	
April	9,135	
May	9,148	
June	9,148	

QUALITY

	Quantity	Base Number	Contract	AT	Region	England
% of FP17s for the same patient ID Re-attending within 3 months - Children	27	596	4.5%	11.4%	11.4%	11.9%
% of FP17s for the same patient ID Re-attending within 3 months - Adults	208	3,293	6.3%	16.4%	15.7%	15.9%
% of FP17s for the same patient ID Re-attending between 3 & 9 months - Children	8	596	1.3%	55.5%	60.6%	58.1%
% of FP17s for the same patient ID Re-attending between 3 & 9 months - Adults	89	3,293	2.7%	48.7%	52.0%	50.6%
% of FP17s for Band 1 Urgent Courses	3,380	3,403	99.3%	10.7%	9.6%	9.1%
% of FP17s Relating to Free Repair or Replacements	0	3,403	0.0%	0.6%	0.7%	0.8%
% of FP17s Relating to Continuations	0	3,403	0.0%	0.8%	1.0%	1.1%
% of Patients satisfied with the dentistry they have received	2	3	N/A	89.6%	91.6%	91.4%
% of Patients satisfied with the time they had to wait for an appointment	2	3	N/A	87.0%	87.9%	87.7%

* This is based on patients treated on this contract for their most recent course of treatment. Figures in italics indicate the base number of FP17s or Patient Questionnaire responses are less than 100. N/A is shown where the base number of responses is less than 10 during the period. % is calculated as Quantity/Base number*100

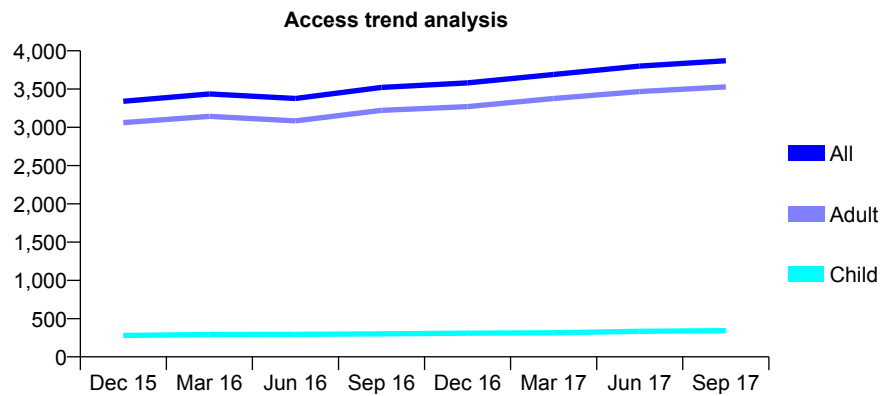
Q67 - Vital Signs At a Glance Contract Report for 154954/0005 - September 2017

Name or company name	Simon Collins
Contract type name	PDS Contract
Purpose of contract	General
Contract start date	01/12/2012
Contract end date	31/03/2019

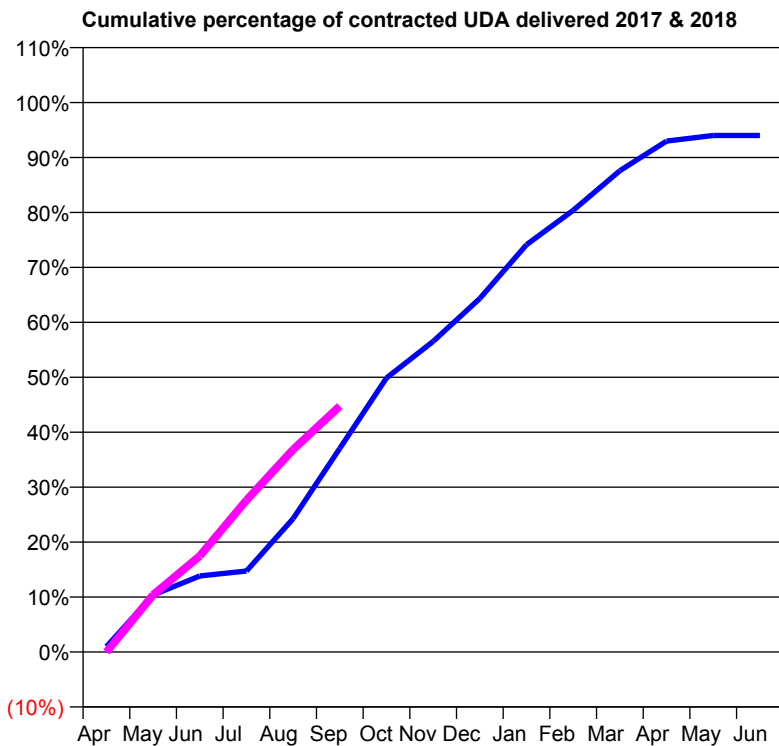
17/18 Contracted general activity (UDA)	7,133
Carry forward general activity (UDA)	0
17/18 Contracted orthodontic activity (UOA)	0
Carry forward orthodontic activity (UOA)	0
Baseline contract value	£258,956.03

ACCESS*

Patients seen in 24 months	Total	Change since previous quarter
Quarter ending September 2016	3,521	
Quarter ending December 2016	3,580	→
Quarter ending March 2017	3,691	↑
Quarter ending June 2017	3,801	↑
Quarter ending September 2017	3,871	→
Variance since September 2016	9.9%	↑



ACTIVITY



Month	Adjusted Scheduled Activity (UDA)	
	2017	2018
April	70	0
May	739	741
June	988	1,247
July	1,052	1,971
August	1,732	2,629
September	2,644	3,193
October	3,557	
November	4,033	
December	4,589	
January	5,288	
February	5,733	
March	6,248	
April	6,632	
May	6,705	
June	6,705	

QUALITY

	Quantity	Base Number	Contract	AT	Region	England
% of FP17s for the same patient ID Re-attending within 3 months - Children	18	381	4.7%	11.4%	11.4%	11.9%
% of FP17s for the same patient ID Re-attending within 3 months - Adults	289	2,667	10.8%	16.4%	15.7%	15.9%
% of FP17s for the same patient ID Re-attending between 3 & 9 months - Children	2	381	0.5%	55.5%	60.6%	58.1%
% of FP17s for the same patient ID Re-attending between 3 & 9 months - Adults	51	2,667	1.9%	48.7%	52.0%	50.6%
% of FP17s for Band 1 Urgent Courses	2,649	2,666	99.4%	10.7%	9.6%	9.1%
% of FP17s Relating to Free Repair or Replacements	0	2,666	0.0%	0.6%	0.7%	0.8%
% of FP17s Relating to Continuations	0	2,666	0.0%	0.8%	1.0%	1.1%
% of Patients satisfied with the dentistry they have received	3	4	N/A	89.6%	91.6%	91.4%
% of Patients satisfied with the time they had to wait for an appointment	4	4	N/A	87.0%	87.9%	87.7%

* This is based on patients treated on this contract for their most recent course of treatment. Figures in italics indicate the base number of FP17s or Patient Questionnaire responses are less than 100. N/A is shown where the base number of responses is less than 10 during the period. % is calculated as Quantity/Base number*100

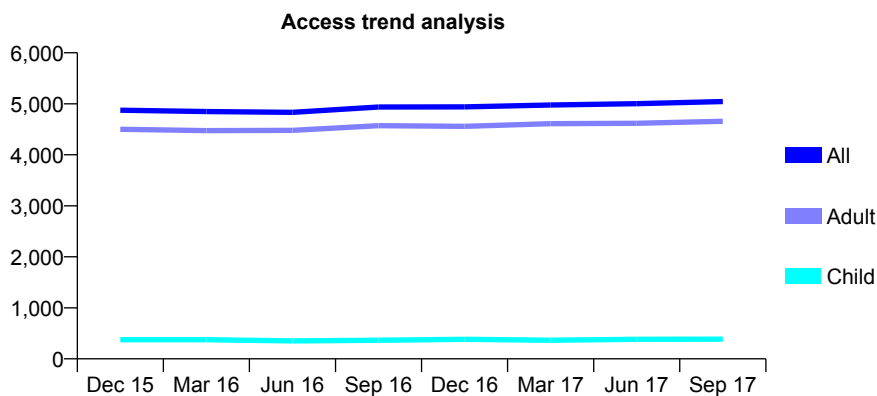
Q67 - Vital Signs At a Glance Contract Report for 154954/0006 - September 2017

Name or company name	Simon Collins
Contract type name	PDS Contract
Purpose of contract	General
Contract start date	01/12/2012
Contract end date	31/03/2019

17/18 Contracted general activity (UDA)	10,139
Carry forward general activity (UDA)	0
17/18 Contracted orthodontic activity (UOA)	0
Carry forward orthodontic activity (UOA)	0
Baseline contract value	£368,085.70

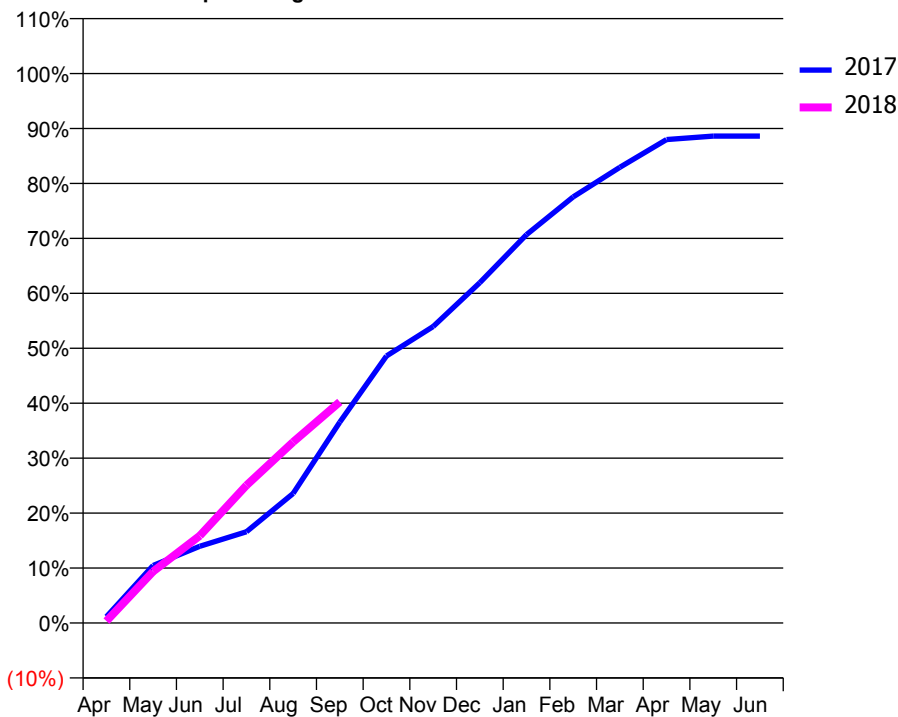
ACCESS*

Patients seen in 24 months	Total	Change since previous quarter
Quarter ending September 2016	4,938	
Quarter ending December 2016	4,941	→
Quarter ending March 2017	4,976	→
Quarter ending June 2017	5,002	→
Quarter ending September 2017	5,044	→
Variance since September 2016	2.1%	↑



ACTIVITY

Cumulative percentage of contracted UDA delivered 2017 & 2018



Adjusted Scheduled Activity (UDA)

Month	2017	2018
April	118	35
May	1,061	952
June	1,417	1,611
July	1,685	2,539
August	2,390	3,340
September	3,705	4,081
October	4,927	
November	5,472	
December	6,279	
January	7,166	
February	7,863	
March	8,408	
April	8,920	
May	8,984	
June	8,984	

QUALITY

	Quantity	Base Number	Contract	AT	Region	England
% of FP17s for the same patient ID Re-attending within 3 months - Children	16	478	3.3%	11.4%	11.4%	11.9%
% of FP17s for the same patient ID Re-attending within 3 months - Adults	138	3,409	4.0%	16.4%	15.7%	15.9%
% of FP17s for the same patient ID Re-attending between 3 & 9 months - Children	8	478	1.7%	55.5%	60.6%	58.1%
% of FP17s for the same patient ID Re-attending between 3 & 9 months - Adults	72	3,409	2.1%	48.7%	52.0%	50.6%
% of FP17s for Band 1 Urgent Courses	3,385	3,403	99.5%	10.7%	9.6%	9.1%
% of FP17s Relating to Free Repair or Replacements	0	3,403	0.0%	0.6%	0.7%	0.8%
% of FP17s Relating to Continuations	0	3,403	0.0%	0.8%	1.0%	1.1%
% of Patients satisfied with the dentistry they have received	3	3	N/A	89.6%	91.6%	91.4%
% of Patients satisfied with the time they had to wait for an appointment	3	3	N/A	87.0%	87.9%	87.7%

* This is based on patients treated on this contract for their most recent course of treatment. Figures in italics indicate the base number of FP17s or Patient Questionnaire responses are less than 100. N/A is shown where the base number of responses is less than 10 during the period. % is calculated as Quantity/Base number*100

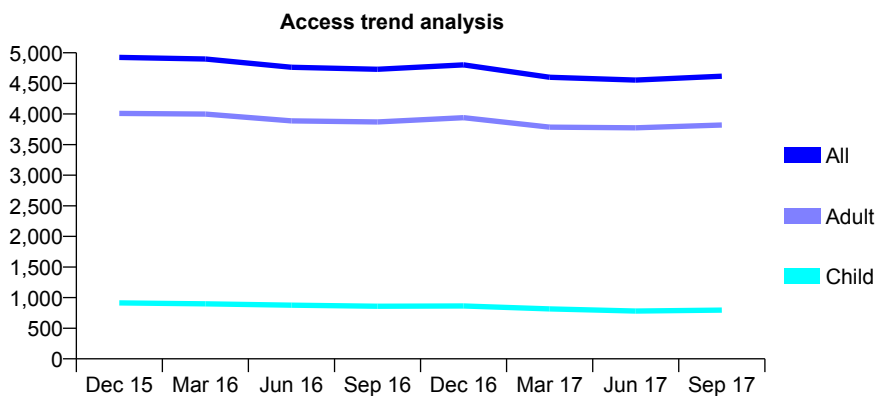
Q67 - Vital Signs At a Glance Contract Report for 156485/0001 - September 2017

Name or company name	Anele De Novo Dental Practice
Contract type name	GDS Contract
Purpose of contract	General
Contract start date	26/11/2013
Contract end date	

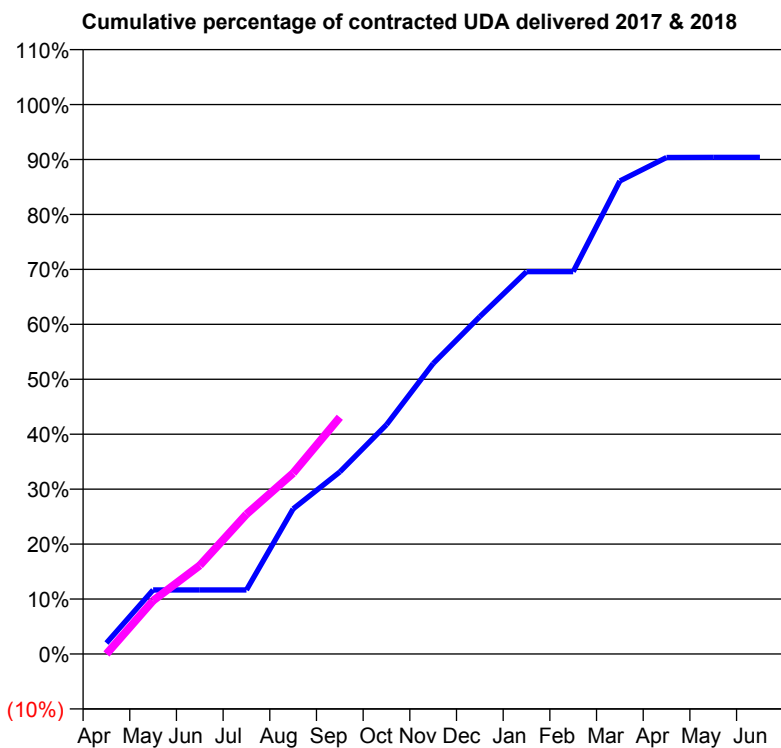
17/18 Contracted general activity (UDA)	13,786
Carry forward general activity (UDA)	0
17/18 Contracted orthodontic activity (UOA)	0
Carry forward orthodontic activity (UOA)	0
Baseline contract value	£381,569.62

ACCESS*

Patients seen in 24 months	Total	Change since previous quarter
Quarter ending September 2016	4,730	
Quarter ending December 2016	4,803	→
Quarter ending March 2017	4,601	↓
Quarter ending June 2017	4,555	→
Quarter ending September 2017	4,618	→
Variance since September 2016	(2.4%)	↓



ACTIVITY



Month	Adjusted Scheduled Activity (UDA)	
	2017	2018
April	276	0
May	1,608	1,339
June	1,608	2,224
July	1,608	3,507
August	3,641	4,538
September	4,567	5,939
October	5,753	
November	7,287	
December	8,466	
January	9,592	
February	9,592	
March	11,867	
April	12,458	
May	12,461	
June	12,461	

QUALITY

	Quantity	Base Number	Contract	AT	Region	England
% of FP17s for the same patient ID Re-attending within 3 months - Children	32	539	5.9%	11.4%	11.4%	11.9%
% of FP17s for the same patient ID Re-attending within 3 months - Adults	389	2,842	13.7%	16.4%	15.7%	15.9%
% of FP17s for the same patient ID Re-attending between 3 & 9 months - Children	286	539	53.1%	55.5%	60.6%	58.1%
% of FP17s for the same patient ID Re-attending between 3 & 9 months - Adults	1,651	2,842	58.1%	48.7%	52.0%	50.6%
% of FP17s for Band 1 Urgent Courses	217	3,062	7.1%	10.7%	9.6%	9.1%
% of FP17s Relating to Free Repair or Replacements	31	3,062	1.0%	0.6%	0.7%	0.8%
% of FP17s Relating to Continuations	37	3,062	1.2%	0.8%	1.0%	1.1%
% of Patients satisfied with the dentistry they have received	28	30	93.3%	89.6%	91.6%	91.4%
% of Patients satisfied with the time they had to wait for an appointment	27	30	90.0%	87.0%	87.9%	87.7%

* This is based on patients treated on this contract for their most recent course of treatment. Figures in italics indicate the base number of FP17s or Patient Questionnaire responses are less than 100. N/A is shown where the base number of responses is less than 10 during the period. % is calculated as Quantity/Base number*100

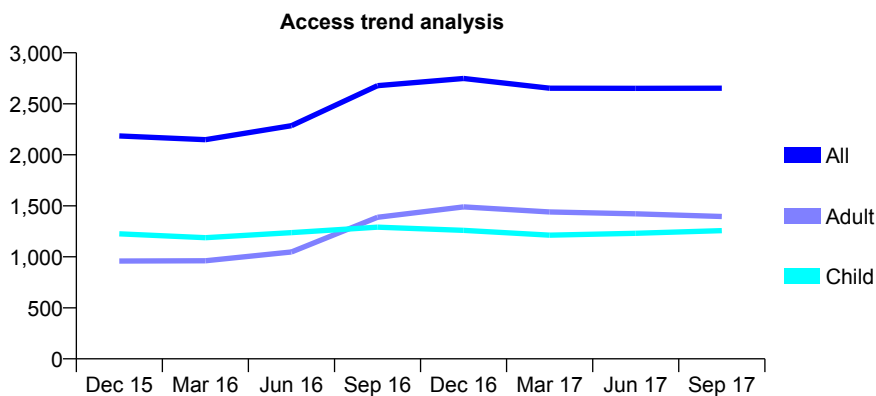
Q67 - Vital Signs At a Glance Contract Report for 157112/0001 - September 2017

Name or company name	Snodland Dental Care
Contract type name	GDS Contract
Purpose of contract	General
Contract start date	12/03/2014
Contract end date	

17/18 Contracted general activity (UDA)	6,044
Carry forward general activity (UDA)	36
17/18 Contracted orthodontic activity (UOA)	0
Carry forward orthodontic activity (UOA)	0
Baseline contract value	£170,152.89

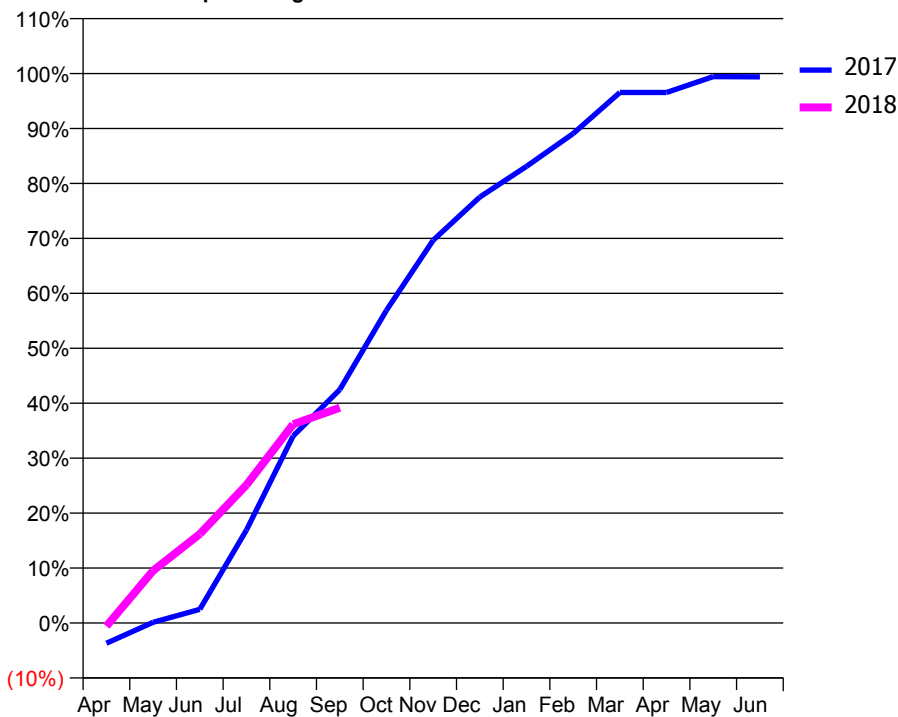
ACCESS*

Patients seen in 24 months	Total	Change since previous quarter
Quarter ending September 2016	2,678	
Quarter ending December 2016	2,749	↑
Quarter ending March 2017	2,653	↓
Quarter ending June 2017	2,652	→
Quarter ending September 2017	2,653	→
Variance since September 2016	(0.9%)	→



ACTIVITY

Cumulative percentage of contracted UDA delivered 2017 & 2018



Month	Adjusted Scheduled Activity (UDA)	
	2017	2018
April	-224	-36
May	9	576
June	150	979
July	1,023	1,519
August	2,056	2,186
September	2,567	2,368
October	3,440	
November	4,210	
December	4,686	
January	5,023	
February	5,384	
March	5,835	
April	5,835	
May	6,009	
June	6,007	

QUALITY

	Quantity	Base Number	Contract	AT	Region	England
% of FP17s for the same patient ID Re-attending within 3 months - Children	17	564	3.0%	11.4%	11.4%	11.9%
% of FP17s for the same patient ID Re-attending within 3 months - Adults	57	440	13.0%	16.4%	15.7%	15.9%
% of FP17s for the same patient ID Re-attending between 3 & 9 months - Children	185	564	32.8%	55.5%	60.6%	58.1%
% of FP17s for the same patient ID Re-attending between 3 & 9 months - Adults	159	440	36.1%	48.7%	52.0%	50.6%
% of FP17s for Band 1 Urgent Courses	40	921	4.3%	10.7%	9.6%	9.1%
% of FP17s Relating to Free Repair or Replacements	0	921	0.0%	0.6%	0.7%	0.8%
% of FP17s Relating to Continuations	2	921	0.2%	0.8%	1.0%	1.1%
% of Patients satisfied with the dentistry they have received	3	3	N/A	89.6%	91.6%	91.4%
% of Patients satisfied with the time they had to wait for an appointment	3	3	N/A	87.0%	87.9%	87.7%

* This is based on patients treated on this contract for their most recent course of treatment. Figures in italics indicate the base number of FP17s or Patient Questionnaire responses are less than 100. N/A is shown where the base number of responses is less than 10 during the period. % is calculated as Quantity/Base number*100

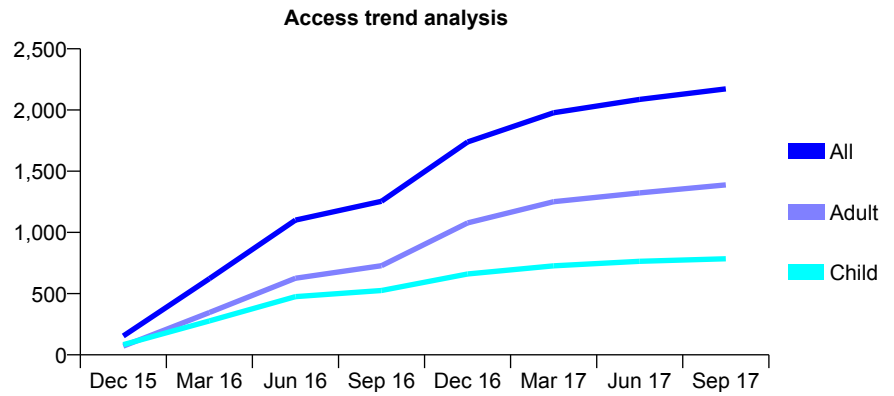
Q67 - Vital Signs At a Glance Contract Report for 157295/0001 - September 2017

Name or company name	Dental Beauty Swanley
Contract type name	GDS Contract
Purpose of contract	General
Contract start date	05/11/2015
Contract end date	

17/18 Contracted general activity (UDA)	8,704
Carry forward general activity (UDA)	-3
17/18 Contracted orthodontic activity (UOA)	0
Carry forward orthodontic activity (UOA)	0
Baseline contract value	£275,117.08

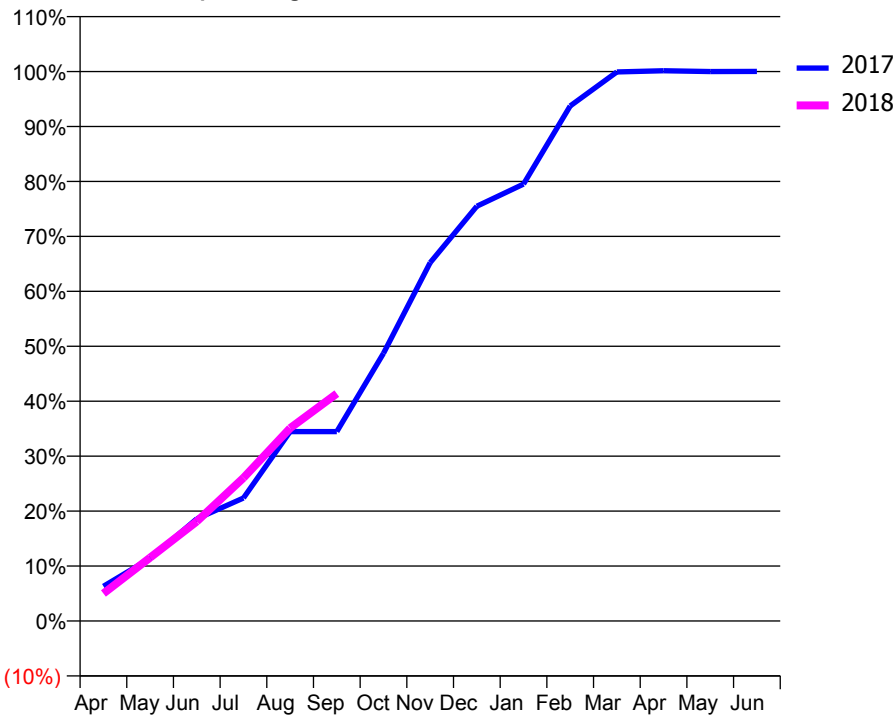
ACCESS*

Patients seen in 24 months	Total	Change since previous quarter
Quarter ending September 2016	1,254	
Quarter ending December 2016	1,739	↑
Quarter ending March 2017	1,978	↑
Quarter ending June 2017	2,087	↑
Quarter ending September 2017	2,173	↑
Variance since September 2016	73.3%	↑



ACTIVITY

Cumulative percentage of contracted UDA delivered 2017 & 2018



Month	Adjusted Scheduled Activity (UDA)	
	2017	2018
April	550	436
May	991	1,004
June	1,619	1,578
July	1,949	2,268
August	3,001	3,055
September	3,001	3,601
October	4,241	
November	5,677	
December	6,570	
January	6,921	
February	8,159	
March	8,696	
April	8,715	
May	8,703	
June	8,706	

QUALITY

	Quantity	Base Number	Contract	AT	Region	England
% of FP17s for the same patient ID Re-attending within 3 months - Children	51	390	13.1%	11.4%	11.4%	11.9%
% of FP17s for the same patient ID Re-attending within 3 months - Adults	161	643	25.0%	16.4%	15.7%	15.9%
% of FP17s for the same patient ID Re-attending between 3 & 9 months - Children	128	390	32.8%	55.5%	60.6%	58.1%
% of FP17s for the same patient ID Re-attending between 3 & 9 months - Adults	171	643	26.6%	48.7%	52.0%	50.6%
% of FP17s for Band 1 Urgent Courses	237	1,008	23.5%	10.7%	9.6%	9.1%
% of FP17s Relating to Free Repair or Replacements	0	1,008	0.0%	0.6%	0.7%	0.8%
% of FP17s Relating to Continuations	3	1,008	0.3%	0.8%	1.0%	1.1%
% of Patients satisfied with the dentistry they have received	5	6	N/A	89.6%	91.6%	91.4%
% of Patients satisfied with the time they had to wait for an appointment	4	6	N/A	87.0%	87.9%	87.7%

* This is based on patients treated on this contract for their most recent course of treatment. Figures in italics indicate the base number of FP17s or Patient Questionnaire responses are less than 100. N/A is shown where the base number of responses is less than 10 during the period. % is calculated as Quantity/Base number*100

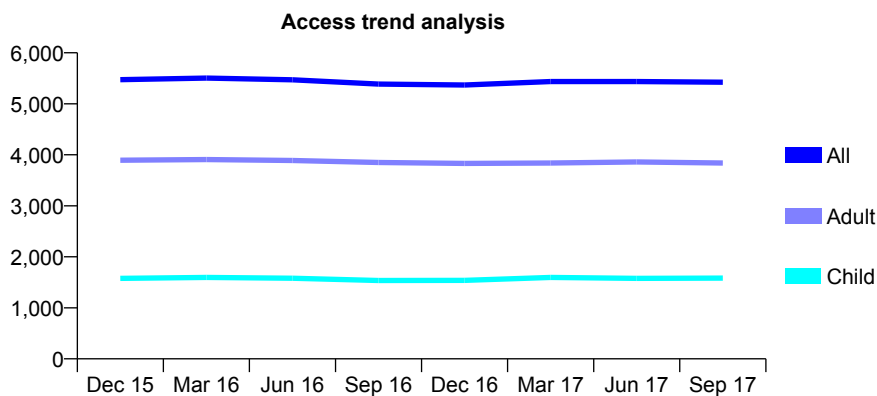
Q67 - Vital Signs At a Glance Contract Report for 159867/0001 - September 2017

Name or company name	Mr Ransley Morenas
Contract type name	GDS Contract
Purpose of contract	General
Contract start date	01/07/2012
Contract end date	

17/18 Contracted general activity (UDA)	14,090
Carry forward general activity (UDA)	0
17/18 Contracted orthodontic activity (UOA)	0
Carry forward orthodontic activity (UOA)	0
Baseline contract value	£381,943.54

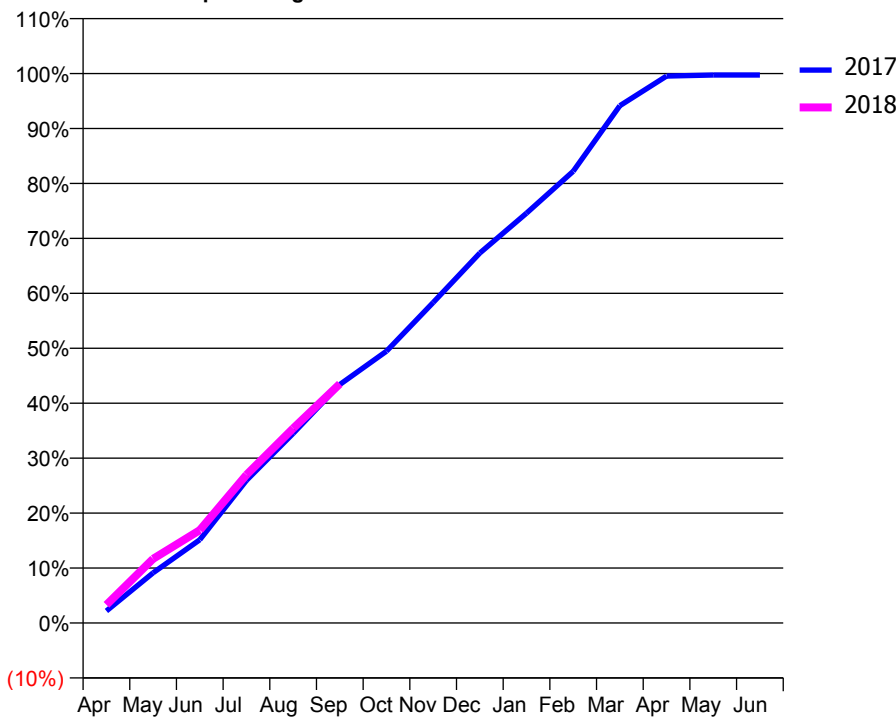
ACCESS*

Patients seen in 24 months	Total	Change since previous quarter
Quarter ending September 2016	5,386	
Quarter ending December 2016	5,369	→
Quarter ending March 2017	5,436	→
Quarter ending June 2017	5,437	→
Quarter ending September 2017	5,423	→
Variance since September 2016	0.7%	→



ACTIVITY

Cumulative percentage of contracted UDA delivered 2017 & 2018



Month	Adjusted Scheduled Activity (UDA)	
	2017	2018
April	309	466
May	1,286	1,646
June	2,134	2,380
July	3,657	3,799
August	4,860	4,991
September	6,114	6,131
October	6,970	
November	8,219	
December	9,486	
January	10,510	
February	11,582	
March	13,264	
April	14,025	
May	14,051	
June	14,051	

QUALITY

	Quantity	Base Number	Contract	AT	Region	England
% of FP17s for the same patient ID Re-attending within 3 months - Children	81	1,330	6.1%	11.4%	11.4%	11.9%
% of FP17s for the same patient ID Re-attending within 3 months - Adults	437	2,787	15.7%	16.4%	15.7%	15.9%
% of FP17s for the same patient ID Re-attending between 3 & 9 months - Children	843	1,330	63.4%	55.5%	60.6%	58.1%
% of FP17s for the same patient ID Re-attending between 3 & 9 months - Adults	1,470	2,787	52.7%	48.7%	52.0%	50.6%
% of FP17s for Band 1 Urgent Courses	286	3,393	8.4%	10.7%	9.6%	9.1%
% of FP17s Relating to Free Repair or Replacements	32	3,393	0.9%	0.6%	0.7%	0.8%
% of FP17s Relating to Continuations	57	3,393	1.7%	0.8%	1.0%	1.1%
% of Patients satisfied with the dentistry they have received	10	10	100.0%	89.6%	91.6%	91.4%
% of Patients satisfied with the time they had to wait for an appointment	10	10	100.0%	87.0%	87.9%	87.7%

* This is based on patients treated on this contract for their most recent course of treatment. Figures in italics indicate the base number of FP17s or Patient Questionnaire responses are less than 100. N/A is shown where the base number of responses is less than 10 during the period. % is calculated as Quantity/Base number*100

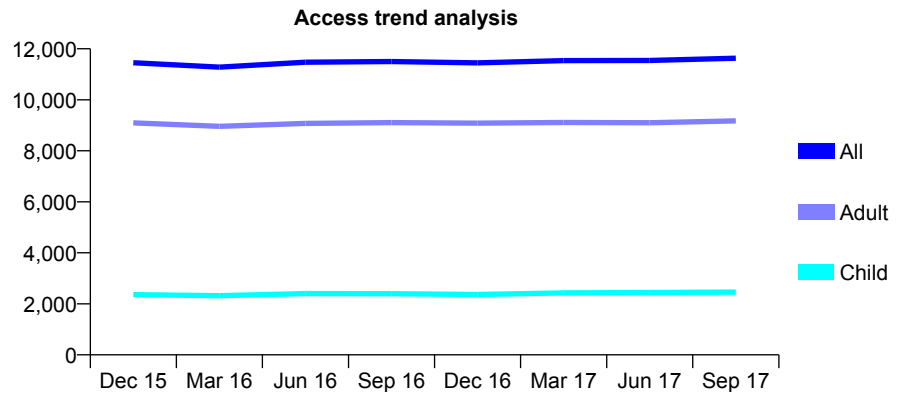
Q67 - Vital Signs At a Glance Contract Report for 164763/0001 - September 2017

Name or company name	Mazdak Eyrumlu and Azad Eyrumlu
Contract type name	GDS Contract
Purpose of contract	General
Contract start date	01/04/2013
Contract end date	

17/18 Contracted general activity (UDA)	34,341
Carry forward general activity (UDA)	-400
17/18 Contracted orthodontic activity (UOA)	0
Carry forward orthodontic activity (UOA)	0
Baseline contract value	£808,092.54

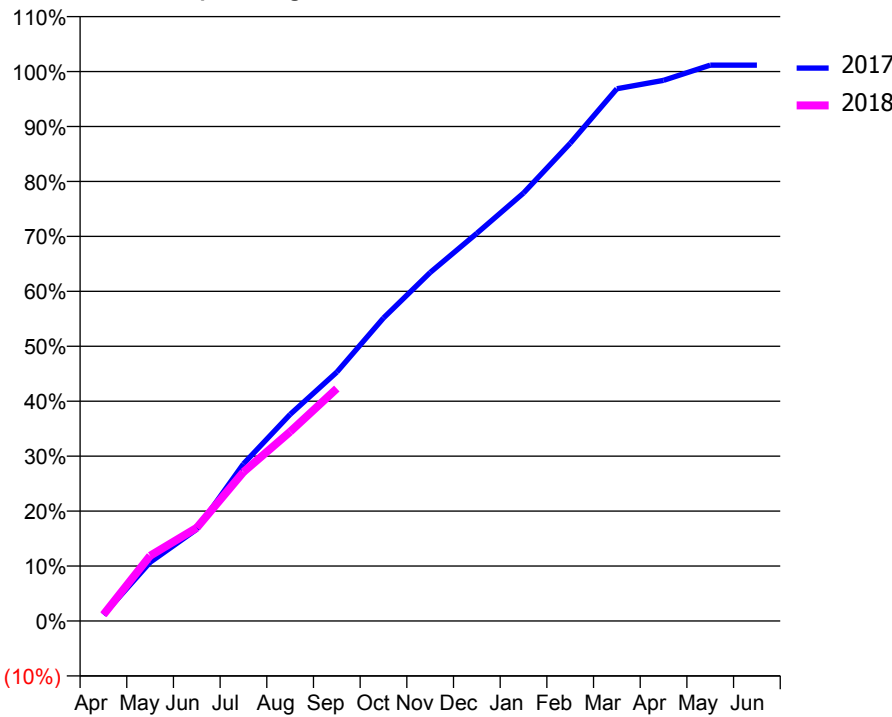
ACCESS*

Patients seen in 24 months	Total	Change since previous quarter
Quarter ending September 2016	11,503	
Quarter ending December 2016	11,450	→
Quarter ending March 2017	11,537	→
Quarter ending June 2017	11,545	→
Quarter ending September 2017	11,633	→
Variance since September 2016	1.1%	→



ACTIVITY

Cumulative percentage of contracted UDA delivered 2017 & 2018



Month	Adjusted Scheduled Activity (UDA)	
	2017	2018
April	388	400
May	3,669	4,082
June	5,734	5,830
July	9,818	9,311
August	12,909	11,830
September	15,558	14,532
October	18,937	
November	21,779	
December	24,230	
January	26,743	
February	29,855	
March	33,266	
April	33,788	
May	34,741	
June	34,740	

QUALITY

	Quantity	Base Number	Contract	AT	Region	England
% of FP17s for the same patient ID Re-attending within 3 months - Children	85	1,823	4.7%	11.4%	11.4%	11.9%
% of FP17s for the same patient ID Re-attending within 3 months - Adults	802	6,648	12.1%	16.4%	15.7%	15.9%
% of FP17s for the same patient ID Re-attending between 3 & 9 months - Children	1,242	1,823	68.1%	55.5%	60.6%	58.1%
% of FP17s for the same patient ID Re-attending between 3 & 9 months - Adults	4,156	6,648	62.5%	48.7%	52.0%	50.6%
% of FP17s for Band 1 Urgent Courses	746	7,721	9.7%	10.7%	9.6%	9.1%
% of FP17s Relating to Free Repair or Replacements	36	7,721	0.5%	0.6%	0.7%	0.8%
% of FP17s Relating to Continuations	76	7,721	1.0%	0.8%	1.0%	1.1%
% of Patients satisfied with the dentistry they have received	26	27	96.3%	89.6%	91.6%	91.4%
% of Patients satisfied with the time they had to wait for an appointment	26	27	96.3%	87.0%	87.9%	87.7%

* This is based on patients treated on this contract for their most recent course of treatment. Figures in italics indicate the base number of FP17s or Patient Questionnaire responses are less than 100. N/A is shown where the base number of responses is less than 10 during the period. % is calculated as Quantity/Base number*100

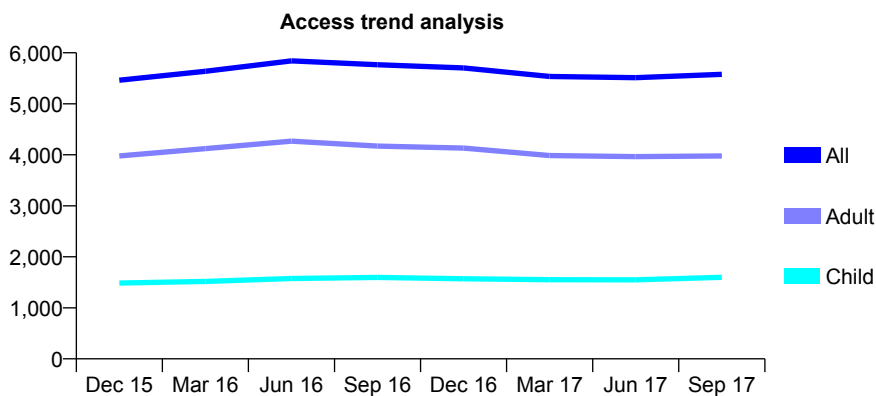
Q67 - Vital Signs At a Glance Contract Report for 164763/0002 - September 2017

Name or company name	Mazdak Eyrumlu and Azad Eyrumlu
Contract type name	GDS Contract
Purpose of contract	General
Contract start date	05/05/2014
Contract end date	

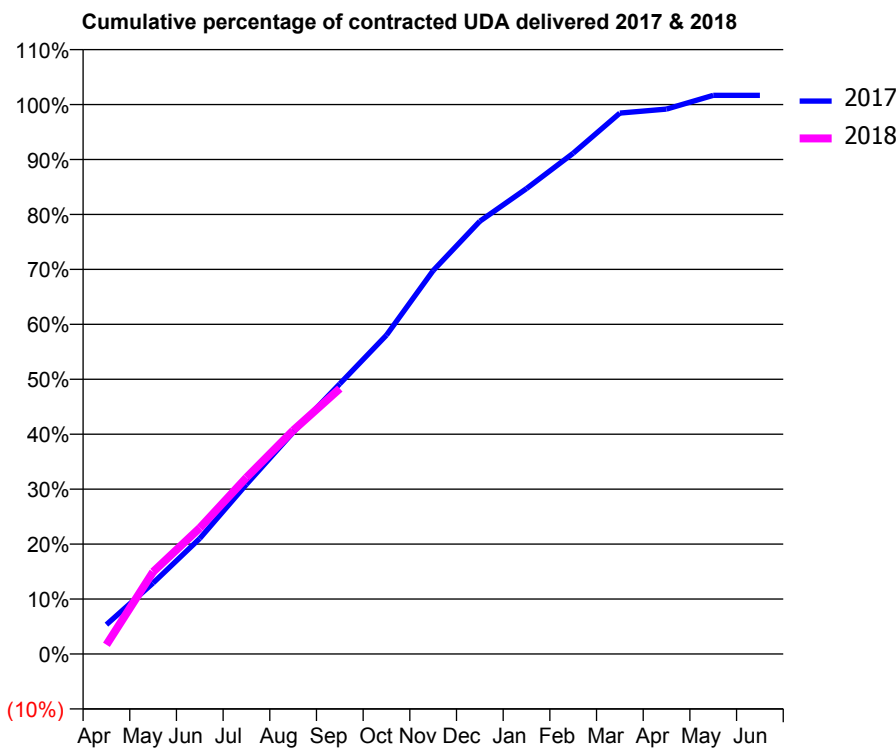
17/18 Contracted general activity (UDA)	19,780
Carry forward general activity (UDA)	-332
17/18 Contracted orthodontic activity (UOA)	0
Carry forward orthodontic activity (UOA)	0
Baseline contract value	£489,142.18

ACCESS*

Patients seen in 24 months	Total	Change since previous quarter
Quarter ending September 2016	5,766	
Quarter ending December 2016	5,703	↓
Quarter ending March 2017	5,537	↓
Quarter ending June 2017	5,513	→
Quarter ending September 2017	5,577	→
Variance since September 2016	(3.3%)	↓



ACTIVITY



Month	Adjusted Scheduled Activity (UDA)	
	2017	2018
April	1,060	332
May	2,556	2,959
June	4,158	4,536
July	6,110	6,355
August	7,978	8,048
September	9,727	9,554
October	11,478	
November	13,805	
December	15,580	
January	16,756	
February	18,028	
March	19,472	
April	19,614	
May	20,112	
June	20,112	

QUALITY

	Quantity	Base Number	Contract	AT	Region	England
% of FP17s for the same patient ID Re-attending within 3 months - Children	81	1,085	7.5%	11.4%	11.4%	11.9%
% of FP17s for the same patient ID Re-attending within 3 months - Adults	177	1,794	9.9%	16.4%	15.7%	15.9%
% of FP17s for the same patient ID Re-attending between 3 & 9 months - Children	450	1,085	41.5%	55.5%	60.6%	58.1%
% of FP17s for the same patient ID Re-attending between 3 & 9 months - Adults	616	1,794	34.3%	48.7%	52.0%	50.6%
% of FP17s for Band 1 Urgent Courses	112	2,716	4.1%	10.7%	9.6%	9.1%
% of FP17s Relating to Free Repair or Replacements	10	2,716	0.4%	0.6%	0.7%	0.8%
% of FP17s Relating to Continuations	77	2,716	2.8%	0.8%	1.0%	1.1%
% of Patients satisfied with the dentistry they have received	10	11	90.9%	89.6%	91.6%	91.4%
% of Patients satisfied with the time they had to wait for an appointment	10	11	90.9%	87.0%	87.9%	87.7%

* This is based on patients treated on this contract for their most recent course of treatment. Figures in italics indicate the base number of FP17s or Patient Questionnaire responses are less than 100. N/A is shown where the base number of responses is less than 10 during the period. % is calculated as Quantity/Base number*100

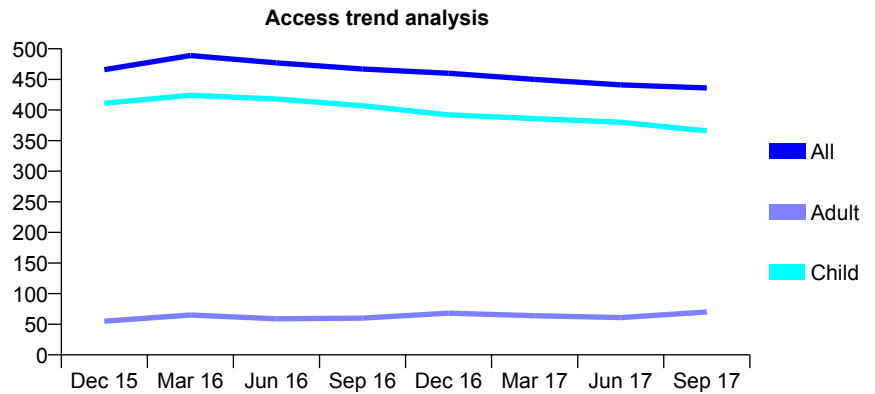
Q67 - Vital Signs At a Glance Contract Report for 165018/0001 - September 2017

Name or company name	Hillton Dentistry
Contract type name	GDS Contract
Purpose of contract	General
Contract start date	09/04/2014
Contract end date	

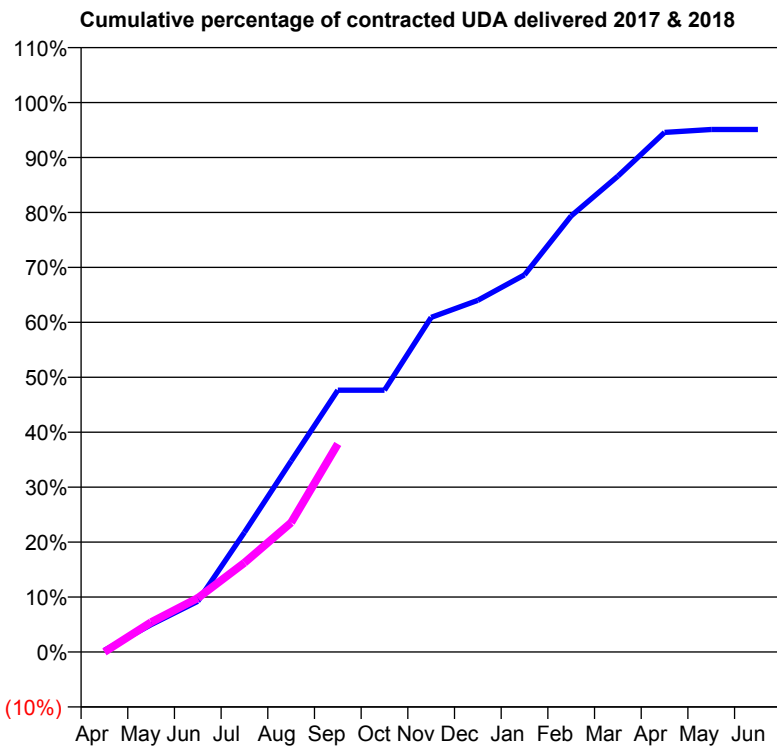
17/18 Contracted general activity (UDA)	1,000
Carry forward general activity (UDA)	0
17/18 Contracted orthodontic activity (UOA)	0
Carry forward orthodontic activity (UOA)	0
Baseline contract value	£22,479.52

ACCESS*

Patients seen in 24 months	Total	Change since previous quarter
Quarter ending September 2016	467	
Quarter ending December 2016	460	↓
Quarter ending March 2017	450	↓
Quarter ending June 2017	441	↓
Quarter ending September 2017	436	↓
Variance since September 2016	(6.6%)	↓



ACTIVITY



Month	Adjusted Scheduled Activity (UDA)	
	2017	2018
April	3	0
May	50	54
June	92	98
July	218	162
August	348	236
September	477	379
October	477	
November	609	
December	640	
January	686	
February	794	
March	866	
April	946	
May	951	
June	951	

QUALITY

	Quantity	Base Number	Contract	AT	Region	England
% of FP17s for the same patient ID Re-attending within 3 months - Children	23	336	6.8%	11.4%	11.4%	11.9%
% of FP17s for the same patient ID Re-attending within 3 months - Adults	1	21	4.8%	16.4%	15.7%	15.9%
% of FP17s for the same patient ID Re-attending between 3 & 9 months - Children	227	336	67.6%	55.5%	60.6%	58.1%
% of FP17s for the same patient ID Re-attending between 3 & 9 months - Adults	14	21	66.7%	48.7%	52.0%	50.6%
% of FP17s for Band 1 Urgent Courses	4	298	1.3%	10.7%	9.6%	9.1%
% of FP17s Relating to Free Repair or Replacements	0	298	0.0%	0.6%	0.7%	0.8%
% of FP17s Relating to Continuations	6	298	2.0%	0.8%	1.0%	1.1%
% of Patients satisfied with the dentistry they have received	2	2	N/A	89.6%	91.6%	91.4%
% of Patients satisfied with the time they had to wait for an appointment	1	2	N/A	87.0%	87.9%	87.7%

* This is based on patients treated on this contract for their most recent course of treatment. Figures in italics indicate the base number of FP17s or Patient Questionnaire responses are less than 100. N/A is shown where the base number of responses is less than 10 during the period. % is calculated as Quantity/Base number*100

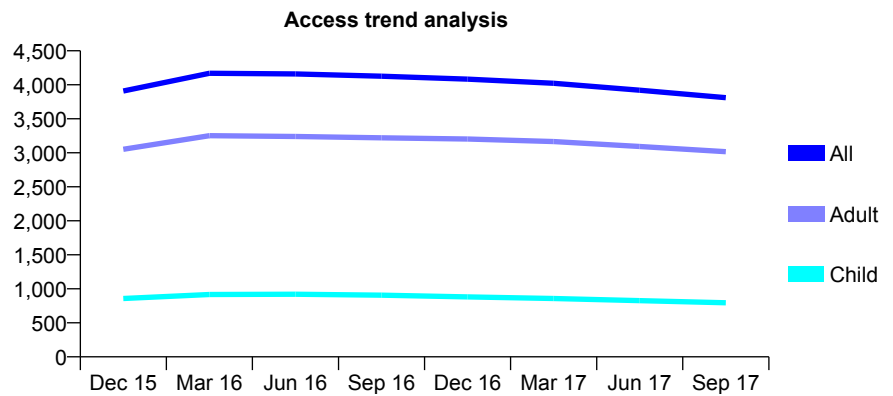
Q67 - Vital Signs At a Glance Contract Report for 165018/0002 - September 2017

Name or company name	Hillton Dentistry
Contract type name	GDS Contract
Purpose of contract	General
Contract start date	09/04/2014
Contract end date	

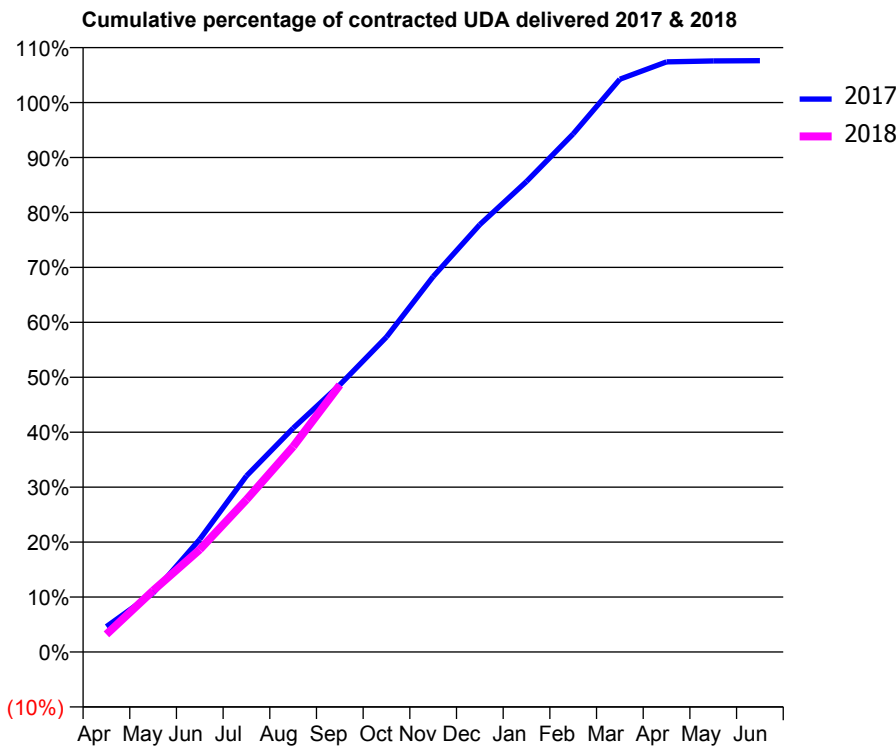
17/18 Contracted general activity (UDA)	9,750
Carry forward general activity (UDA)	-195
17/18 Contracted orthodontic activity (UOA)	0
Carry forward orthodontic activity (UOA)	0
Baseline contract value	£219,170.74

ACCESS*

Patients seen in 24 months	Total	Change since previous quarter
Quarter ending September 2016	4,127	
Quarter ending December 2016	4,084	↓
Quarter ending March 2017	4,023	↓
Quarter ending June 2017	3,920	↓
Quarter ending September 2017	3,811	↓
Variance since September 2016	(7.7%)	↓



ACTIVITY



Month	Adjusted Scheduled Activity (UDA)	
	2017	2018
April	451	313
May	1,048	1,088
June	2,000	1,818
July	3,123	2,704
August	3,970	3,644
September	4,741	4,738
October	5,589	
November	6,661	
December	7,584	
January	8,350	
February	9,194	
March	10,164	
April	10,472	
May	10,487	
June	10,493	

QUALITY

	Quantity	Base Number	Contract	AT	Region	England
% of FP17s for the same patient ID Re-attending within 3 months - Children	41	644	6.4%	11.4%	11.4%	11.9%
% of FP17s for the same patient ID Re-attending within 3 months - Adults	281	2,135	13.2%	16.4%	15.7%	15.9%
% of FP17s for the same patient ID Re-attending between 3 & 9 months - Children	437	644	67.9%	55.5%	60.6%	58.1%
% of FP17s for the same patient ID Re-attending between 3 & 9 months - Adults	1,417	2,135	66.4%	48.7%	52.0%	50.6%
% of FP17s for Band 1 Urgent Courses	118	2,631	4.5%	10.7%	9.6%	9.1%
% of FP17s Relating to Free Repair or Replacements	15	2,631	0.6%	0.6%	0.7%	0.8%
% of FP17s Relating to Continuations	65	2,631	2.5%	0.8%	1.0%	1.1%
% of Patients satisfied with the dentistry they have received	11	13	84.6%	89.6%	91.6%	91.4%
% of Patients satisfied with the time they had to wait for an appointment	11	13	84.6%	87.0%	87.9%	87.7%

* This is based on patients treated on this contract for their most recent course of treatment. Figures in italics indicate the base number of FP17s or Patient Questionnaire responses are less than 100. N/A is shown where the base number of responses is less than 10 during the period. % is calculated as Quantity/Base number*100

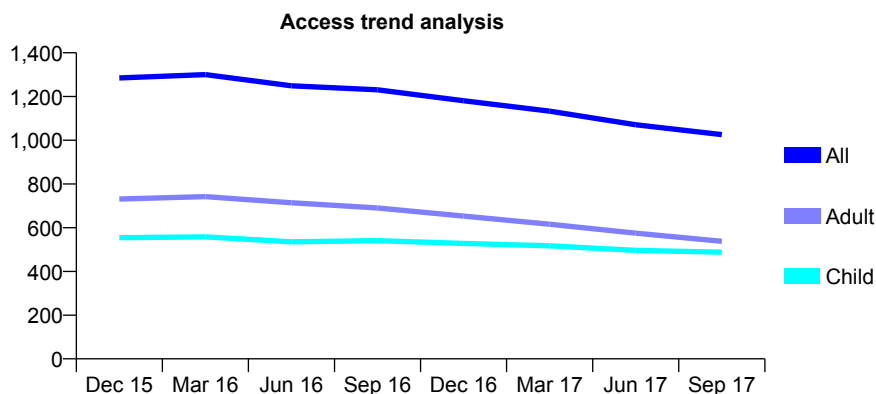
Q67 - Vital Signs At a Glance Contract Report for 165018/0003 - September 2017

Name or company name	Hillton Dentistry
Contract type name	GDS Contract
Purpose of contract	General
Contract start date	09/04/2014
Contract end date	

17/18 Contracted general activity (UDA)	2,899
Carry forward general activity (UDA)	0
17/18 Contracted orthodontic activity (UOA)	0
Carry forward orthodontic activity (UOA)	0
Baseline contract value	£69,713.17

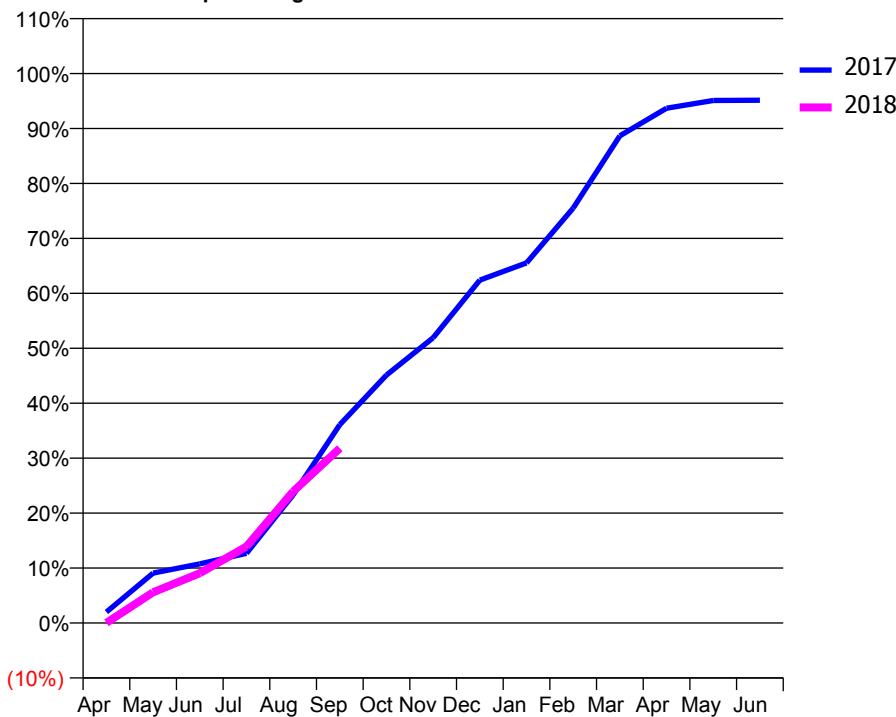
ACCESS*

Patients seen in 24 months	Total	Change since previous quarter
Quarter ending September 2016	1,231	
Quarter ending December 2016	1,181	↓
Quarter ending March 2017	1,133	↓
Quarter ending June 2017	1,071	↓
Quarter ending September 2017	1,026	↓
Variance since September 2016	(16.7%)	↓



ACTIVITY

Cumulative percentage of contracted UDA delivered 2017 & 2018



Month	Adjusted Scheduled Activity (UDA)	
	2017	2018
April	58	1
May	264	162
June	312	263
July	368	403
August	676	694
September	1,047	922
October	1,308	
November	1,505	
December	1,809	
January	1,900	
February	2,189	
March	2,570	
April	2,716	
May	2,757	
June	2,758	

QUALITY

	Quantity	Base Number	Contract	AT	Region	England
% of FP17s for the same patient ID Re-attending within 3 months - Children	9	284	3.2%	11.4%	11.4%	11.9%
% of FP17s for the same patient ID Re-attending within 3 months - Adults	35	300	11.7%	16.4%	15.7%	15.9%
% of FP17s for the same patient ID Re-attending between 3 & 9 months - Children	151	284	53.2%	55.5%	60.6%	58.1%
% of FP17s for the same patient ID Re-attending between 3 & 9 months - Adults	147	300	49.0%	48.7%	52.0%	50.6%
% of FP17s for Band 1 Urgent Courses	30	503	6.0%	10.7%	9.6%	9.1%
% of FP17s Relating to Free Repair or Replacements	1	503	0.2%	0.6%	0.7%	0.8%
% of FP17s Relating to Continuations	2	503	0.4%	0.8%	1.0%	1.1%
% of Patients satisfied with the dentistry they have received	4	5	N/A	89.6%	91.6%	91.4%
% of Patients satisfied with the time they had to wait for an appointment	4	5	N/A	87.0%	87.9%	87.7%

* This is based on patients treated on this contract for their most recent course of treatment. Figures in italics indicate the base number of FP17s or Patient Questionnaire responses are less than 100. N/A is shown where the base number of responses is less than 10 during the period. % is calculated as Quantity/Base number*100

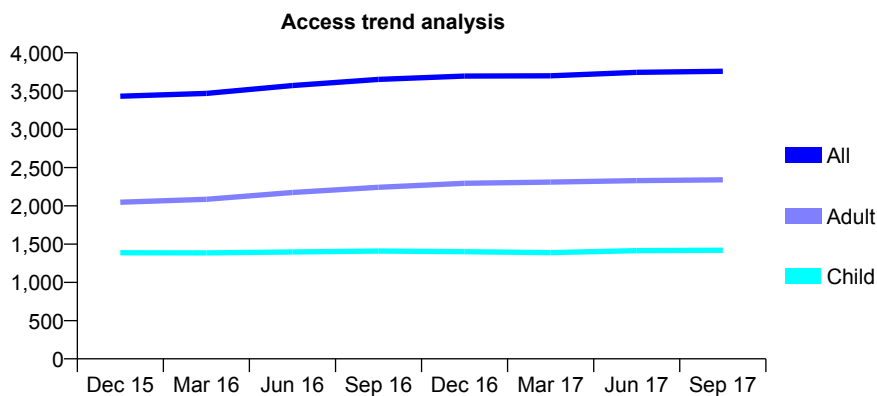
Q67 - Vital Signs At a Glance Contract Report for 165417/0001 - September 2017

Name or company name	Lavender Dental Care Ltd
Contract type name	GDS Contract
Purpose of contract	General
Contract start date	01/04/2011
Contract end date	

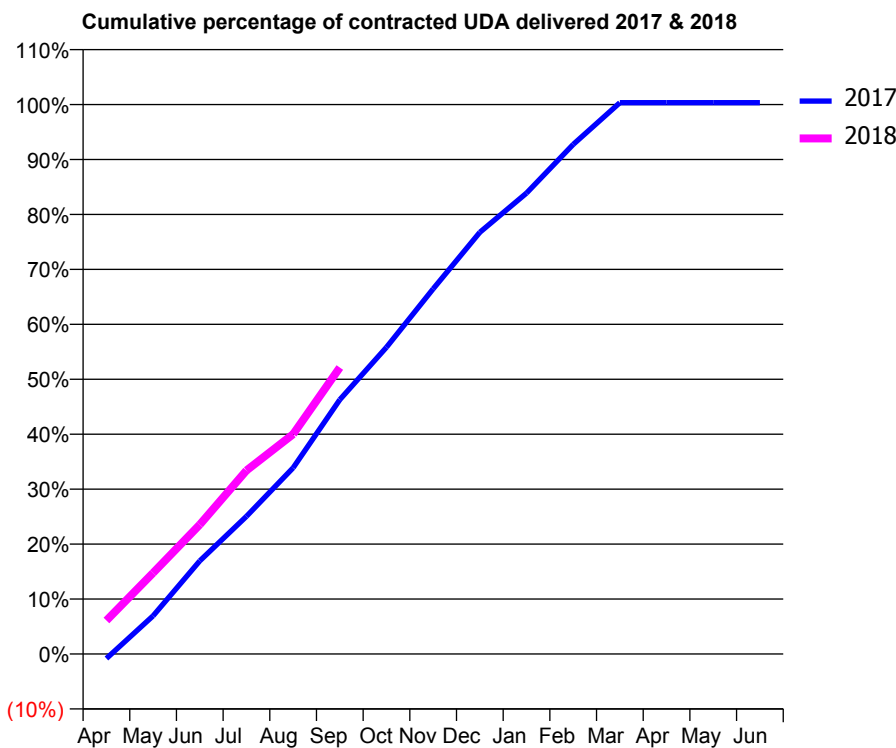
17/18 Contracted general activity (UDA)	9,627
Carry forward general activity (UDA)	-33
17/18 Contracted orthodontic activity (UOA)	0
Carry forward orthodontic activity (UOA)	0
Baseline contract value	£245,506.66

ACCESS*

Patients seen in 24 months	Total	Change since previous quarter
Quarter ending September 2016	3,652	
Quarter ending December 2016	3,696	→
Quarter ending March 2017	3,700	→
Quarter ending June 2017	3,744	→
Quarter ending September 2017	3,758	→
Variance since September 2016	2.9%	↑



ACTIVITY



Month	Adjusted Scheduled Activity (UDA)	
	2017	2018
April	-80	587
May	670	1,421
June	1,632	2,267
July	2,412	3,216
August	3,262	3,851
September	4,455	5,020
October	5,375	
November	6,397	
December	7,388	
January	8,074	
February	8,928	
March	9,659	
April	9,660	
May	9,660	
June	9,660	

QUALITY

	Quantity	Base Number	Contract	AT	Region	England
% of FP17s for the same patient ID Re-attending within 3 months - Children	78	1,151	6.8%	11.4%	11.4%	11.9%
% of FP17s for the same patient ID Re-attending within 3 months - Adults	140	1,391	10.1%	16.4%	15.7%	15.9%
% of FP17s for the same patient ID Re-attending between 3 & 9 months - Children	782	1,151	67.9%	55.5%	60.6%	58.1%
% of FP17s for the same patient ID Re-attending between 3 & 9 months - Adults	777	1,391	55.9%	48.7%	52.0%	50.6%
% of FP17s for Band 1 Urgent Courses	137	2,271	6.0%	10.7%	9.6%	9.1%
% of FP17s Relating to Free Repair or Replacements	6	2,271	0.3%	0.6%	0.7%	0.8%
% of FP17s Relating to Continuations	14	2,271	0.6%	0.8%	1.0%	1.1%
% of Patients satisfied with the dentistry they have received	8	9	N/A	89.6%	91.6%	91.4%
% of Patients satisfied with the time they had to wait for an appointment	7	9	N/A	87.0%	87.9%	87.7%

* This is based on patients treated on this contract for their most recent course of treatment. Figures in italics indicate the base number of FP17s or Patient Questionnaire responses are less than 100. N/A is shown where the base number of responses is less than 10 during the period. % is calculated as Quantity/Base number*100

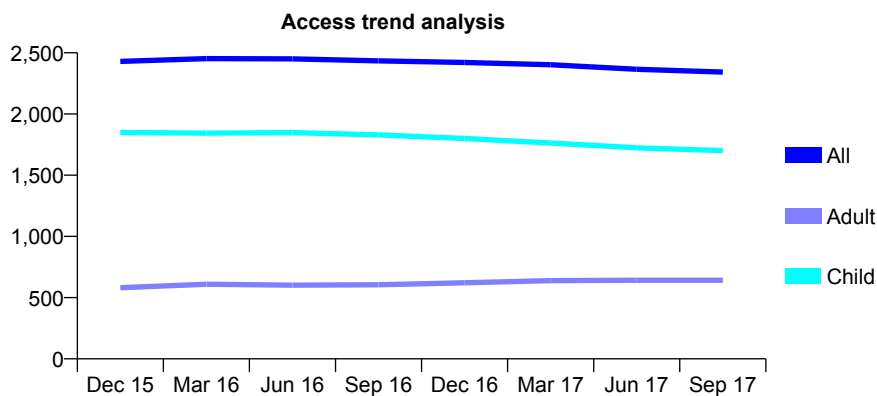
Q67 - Vital Signs At a Glance Contract Report for 166758/0001 - September 2017

Name or company name	The Blockley Partnership
Contract type name	GDS Contract
Purpose of contract	General
Contract start date	01/04/2011
Contract end date	

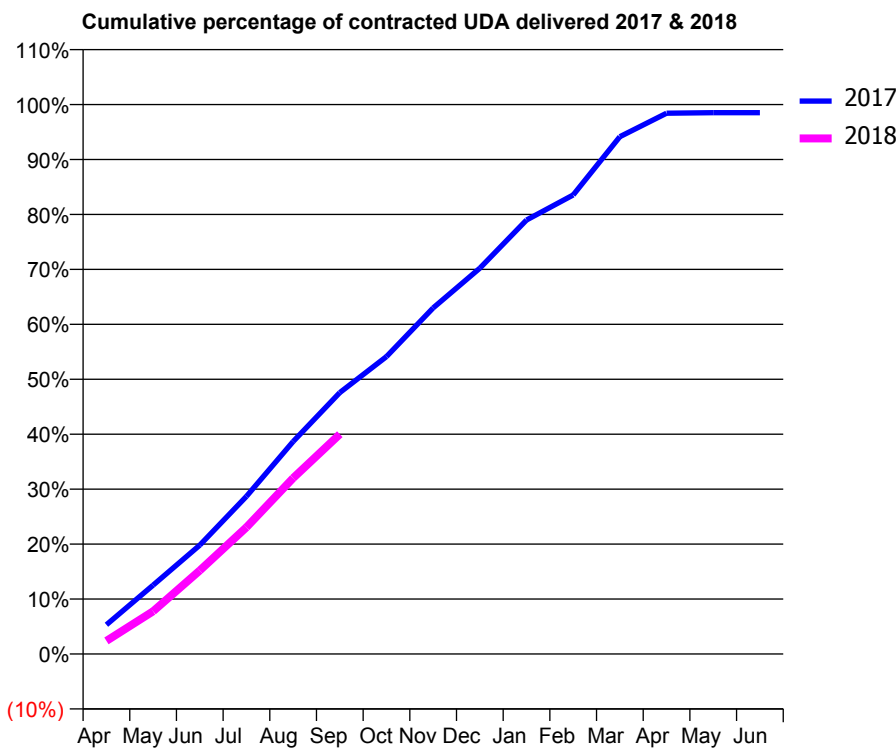
17/18 Contracted general activity (UDA)	5,213
Carry forward general activity (UDA)	78
17/18 Contracted orthodontic activity (UOA)	0
Carry forward orthodontic activity (UOA)	0
Baseline contract value	£128,912.94

ACCESS*

Patients seen in 24 months	Total	Change since previous quarter
Quarter ending September 2016	2,434	
Quarter ending December 2016	2,421	→
Quarter ending March 2017	2,402	→
Quarter ending June 2017	2,366	↓
Quarter ending September 2017	2,343	→
Variance since September 2016	(3.7%)	↓



ACTIVITY



Month	Adjusted Scheduled Activity (UDA)	
	2017	2018
April	278	125
May	653	406
June	1,033	793
July	1,495	1,203
August	2,016	1,669
September	2,481	2,085
October	2,821	
November	3,283	
December	3,661	
January	4,117	
February	4,355	
March	4,907	
April	5,131	
May	5,135	
June	5,135	

QUALITY

	Quantity	Base Number	Contract	AT	Region	England
% of FP17s for the same patient ID Re-attending within 3 months - Children	89	1,275	7.0%	11.4%	11.4%	11.9%
% of FP17s for the same patient ID Re-attending within 3 months - Adults	22	303	7.3%	16.4%	15.7%	15.9%
% of FP17s for the same patient ID Re-attending between 3 & 9 months - Children	871	1,275	68.3%	55.5%	60.6%	58.1%
% of FP17s for the same patient ID Re-attending between 3 & 9 months - Adults	142	303	46.9%	48.7%	52.0%	50.6%
% of FP17s for Band 1 Urgent Courses	51	1,450	3.5%	10.7%	9.6%	9.1%
% of FP17s Relating to Free Repair or Replacements	0	1,450	0.0%	0.6%	0.7%	0.8%
% of FP17s Relating to Continuations	0	1,450	0.0%	0.8%	1.0%	1.1%
% of Patients satisfied with the dentistry they have received	0	0	N/A	89.6%	91.6%	91.4%
% of Patients satisfied with the time they had to wait for an appointment	0	0	N/A	87.0%	87.9%	87.7%

* This is based on patients treated on this contract for their most recent course of treatment. Figures in italics indicate the base number of FP17s or Patient Questionnaire responses are less than 100. N/A is shown where the base number of responses is less than 10 during the period. % is calculated as Quantity/Base number*100

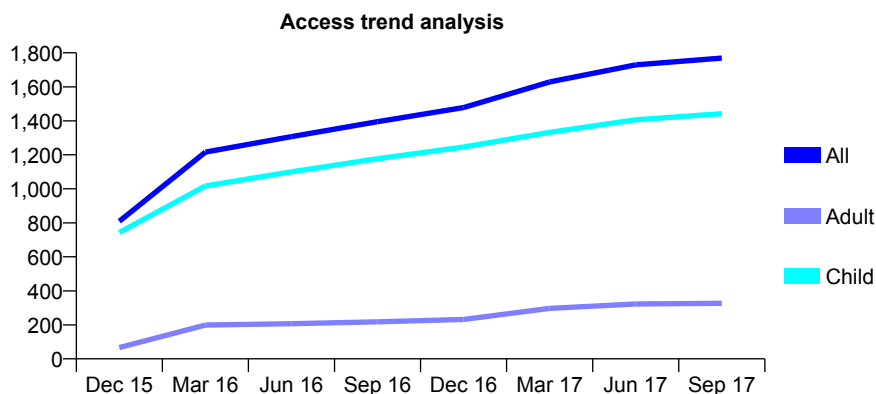
Q67 - Vital Signs At a Glance Contract Report for 171204/0001 - September 2017

Name or company name	Manzoor and Shah
Contract type name	GDS Contract
Purpose of contract	General
Contract start date	01/08/2015
Contract end date	

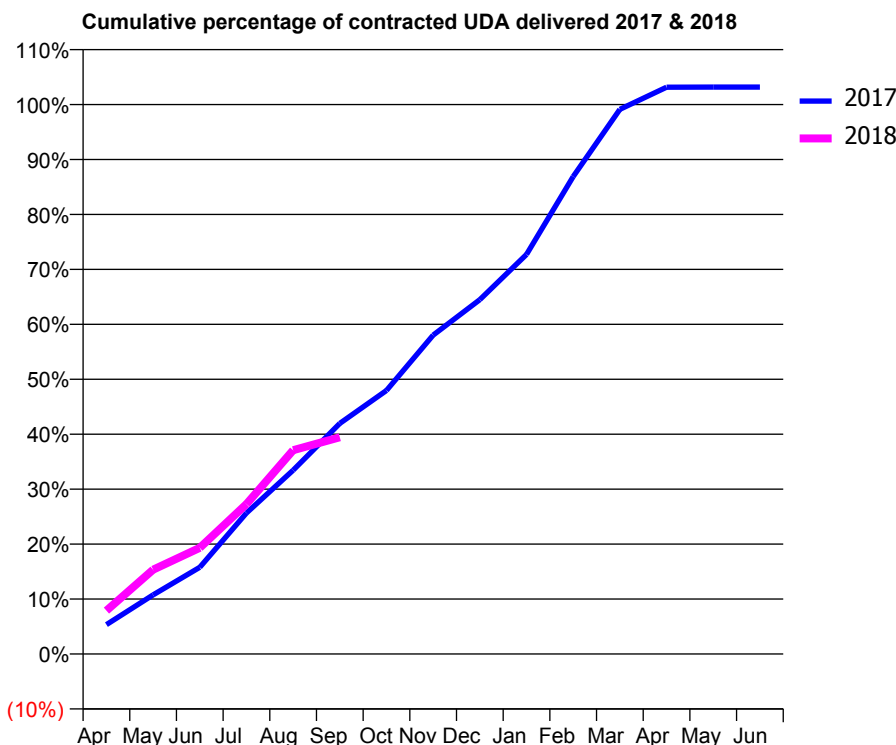
17/18 Contracted general activity (UDA)	3,946
Carry forward general activity (UDA)	-79
17/18 Contracted orthodontic activity (UOA)	0
Carry forward orthodontic activity (UOA)	0
Baseline contract value	£97,581.15

ACCESS*

Patients seen in 24 months	Total	Change since previous quarter
Quarter ending September 2016	1,395	
Quarter ending December 2016	1,478	↑
Quarter ending March 2017	1,629	↑
Quarter ending June 2017	1,729	↑
Quarter ending September 2017	1,769	↑
Variance since September 2016	26.8%	↑



ACTIVITY



Adjusted Scheduled Activity (UDA)		
Month	2017	2018
April	211	311
May	425	605
June	623	762
July	1,013	1,077
August	1,320	1,463
September	1,657	1,556
October	1,893	
November	2,290	
December	2,545	
January	2,870	
February	3,429	
March	3,911	
April	4,070	
May	4,071	
June	4,071	

QUALITY

	Quantity	Base Number	Contract	AT	Region	England
% of FP17s for the same patient ID Re-attending within 3 months - Children	64	1,001	6.4%	11.4%	11.4%	11.9%
% of FP17s for the same patient ID Re-attending within 3 months - Adults	5	53	9.4%	16.4%	15.7%	15.9%
% of FP17s for the same patient ID Re-attending between 3 & 9 months - Children	652	1,001	65.1%	55.5%	60.6%	58.1%
% of FP17s for the same patient ID Re-attending between 3 & 9 months - Adults	28	53	52.8%	48.7%	52.0%	50.6%
% of FP17s for Band 1 Urgent Courses	12	966	1.2%	10.7%	9.6%	9.1%
% of FP17s Relating to Free Repair or Replacements	0	966	0.0%	0.6%	0.7%	0.8%
% of FP17s Relating to Continuations	0	966	0.0%	0.8%	1.0%	1.1%
% of Patients satisfied with the dentistry they have received	1	1	N/A	89.6%	91.6%	91.4%
% of Patients satisfied with the time they had to wait for an appointment	1	1	N/A	87.0%	87.9%	87.7%

* This is based on patients treated on this contract for their most recent course of treatment. Figures in italics indicate the base number of FP17s or Patient Questionnaire responses are less than 100. N/A is shown where the base number of responses is less than 10 during the period. % is calculated as Quantity/Base number*100

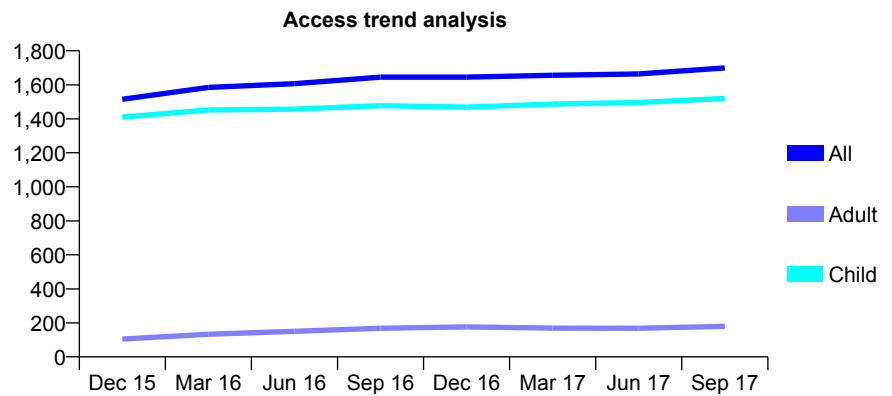
Q67 - Vital Signs At a Glance Contract Report for 172111/0002 - September 2017

Name or company name	Rainham Dental Surgery
Contract type name	GDS Contract
Purpose of contract	General
Contract start date	05/06/2014
Contract end date	

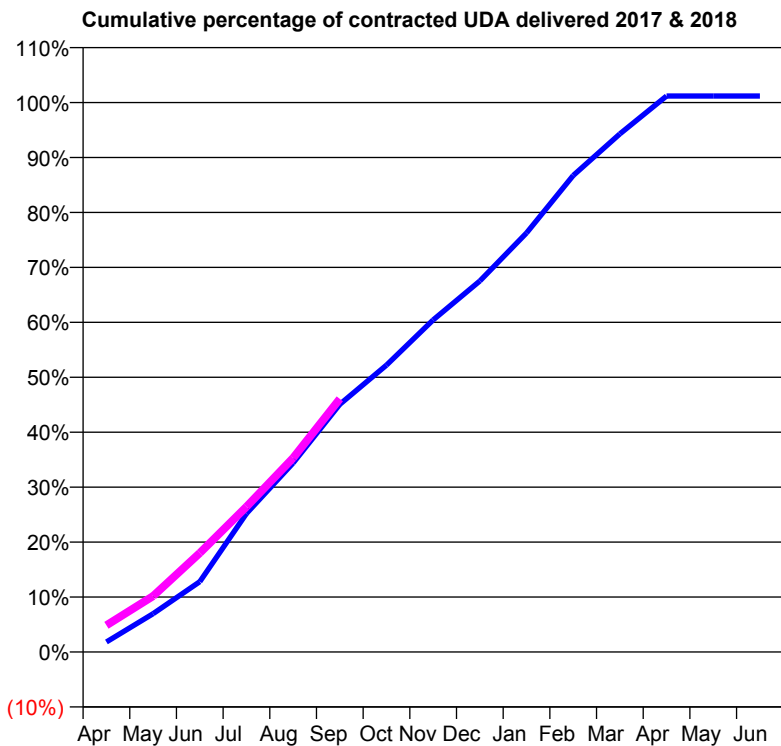
17/18 Contracted general activity (UDA)	3,250
Carry forward general activity (UDA)	-39
17/18 Contracted orthodontic activity (UOA)	0
Carry forward orthodontic activity (UOA)	0
Baseline contract value	£82,887.58

ACCESS*

Patients seen in 24 months	Total	Change since previous quarter
Quarter ending September 2016	1,645	
Quarter ending December 2016	1,645	→
Quarter ending March 2017	1,656	→
Quarter ending June 2017	1,664	→
Quarter ending September 2017	1,699	↑
Variance since September 2016	3.3%	↑



ACTIVITY



Month	Adjusted Scheduled Activity (UDA)	
	2017	2018
April	59	158
May	227	331
June	416	585
July	819	859
August	1,118	1,148
September	1,465	1,498
October	1,697	
November	1,964	
December	2,194	
January	2,478	
February	2,818	
March	3,064	
April	3,288	
May	3,288	
June	3,288	

QUALITY

	Quantity	Base Number	Contract	AT	Region	England
% of FP17s for the same patient ID Re-attending within 3 months - Children	60	1,282	4.7%	11.4%	11.4%	11.9%
% of FP17s for the same patient ID Re-attending within 3 months - Adults	4	45	8.9%	16.4%	15.7%	15.9%
% of FP17s for the same patient ID Re-attending between 3 & 9 months - Children	834	1,282	65.1%	55.5%	60.6%	58.1%
% of FP17s for the same patient ID Re-attending between 3 & 9 months - Adults	36	45	80.0%	48.7%	52.0%	50.6%
% of FP17s for Band 1 Urgent Courses	18	1,156	1.6%	10.7%	9.6%	9.1%
% of FP17s Relating to Free Repair or Replacements	0	1,156	0.0%	0.6%	0.7%	0.8%
% of FP17s Relating to Continuations	0	1,156	0.0%	0.8%	1.0%	1.1%
% of Patients satisfied with the dentistry they have received	5	5	N/A	89.6%	91.6%	91.4%
% of Patients satisfied with the time they had to wait for an appointment	5	5	N/A	87.0%	87.9%	87.7%

* This is based on patients treated on this contract for their most recent course of treatment. Figures in italics indicate the base number of FP17s or Patient Questionnaire responses are less than 100. N/A is shown where the base number of responses is less than 10 during the period. % is calculated as Quantity/Base number*100

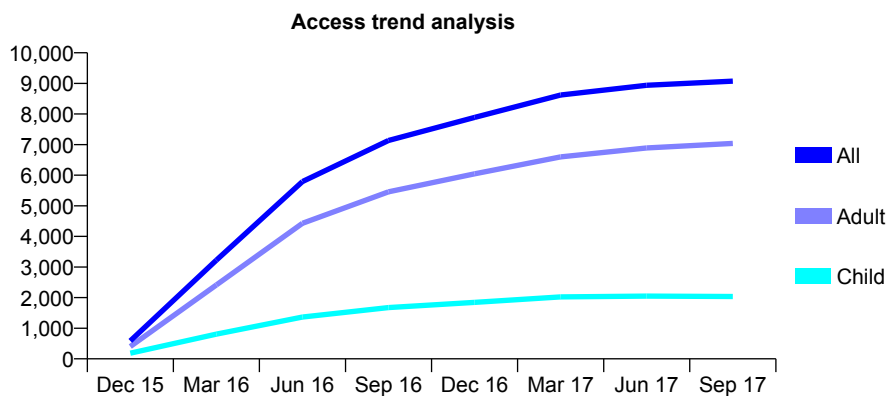
Q67 - Vital Signs At a Glance Contract Report for 175153/0001 - September 2017

Name or company name	Harbour Dental Practice Partnership
Contract type name	GDS Contract
Purpose of contract	General
Contract start date	01/12/2015
Contract end date	

17/18 Contracted general activity (UDA)	34,114
Carry forward general activity (UDA)	0
17/18 Contracted orthodontic activity (UOA)	0
Carry forward orthodontic activity (UOA)	0
Baseline contract value	£949,429.93

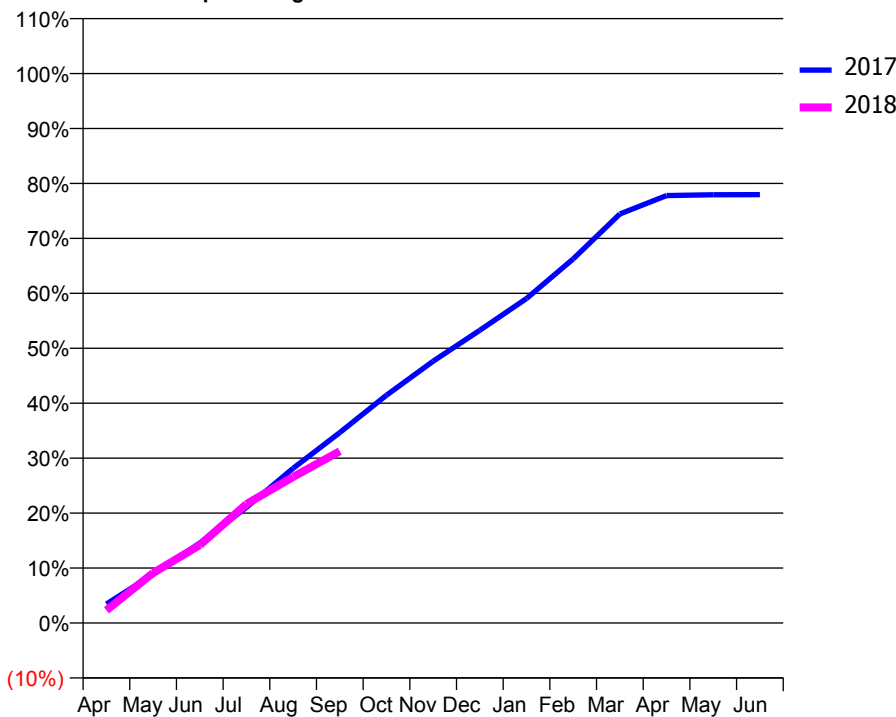
ACCESS*

Patients seen in 24 months	Total	Change since previous quarter
Quarter ending September 2016	7,133	
Quarter ending December 2016	7,890	↑
Quarter ending March 2017	8,619	↑
Quarter ending June 2017	8,941	↑
Quarter ending September 2017	9,074	→
Variance since September 2016	27.2%	↑



ACTIVITY

Cumulative percentage of contracted UDA delivered 2017 & 2018



Month	Adjusted Scheduled Activity (UDA)	
	2017	2018
April	1,177	791
May	3,030	3,110
June	4,961	4,839
July	7,183	7,390
August	9,604	9,069
September	11,827	10,663
October	14,144	
November	16,255	
December	18,176	
January	20,143	
February	22,603	
March	25,393	
April	26,539	
May	26,590	
June	26,598	

QUALITY

	Quantity	Base Number	Contract	AT	Region	England
% of FP17s for the same patient ID Re-attending within 3 months - Children	81	1,241	6.5%	11.4%	11.4%	11.9%
% of FP17s for the same patient ID Re-attending within 3 months - Adults	676	4,680	14.4%	16.4%	15.7%	15.9%
% of FP17s for the same patient ID Re-attending between 3 & 9 months - Children	725	1,241	58.4%	55.5%	60.6%	58.1%
% of FP17s for the same patient ID Re-attending between 3 & 9 months - Adults	2,657	4,680	56.8%	48.7%	52.0%	50.6%
% of FP17s for Band 1 Urgent Courses	629	5,373	11.7%	10.7%	9.6%	9.1%
% of FP17s Relating to Free Repair or Replacements	11	5,373	0.2%	0.6%	0.7%	0.8%
% of FP17s Relating to Continuations	94	5,373	1.7%	0.8%	1.0%	1.1%
% of Patients satisfied with the dentistry they have received	30	33	90.9%	89.6%	91.6%	91.4%
% of Patients satisfied with the time they had to wait for an appointment	30	33	90.9%	87.0%	87.9%	87.7%

* This is based on patients treated on this contract for their most recent course of treatment. Figures in italics indicate the base number of FP17s or Patient Questionnaire responses are less than 100. N/A is shown where the base number of responses is less than 10 during the period. % is calculated as Quantity/Base number*100

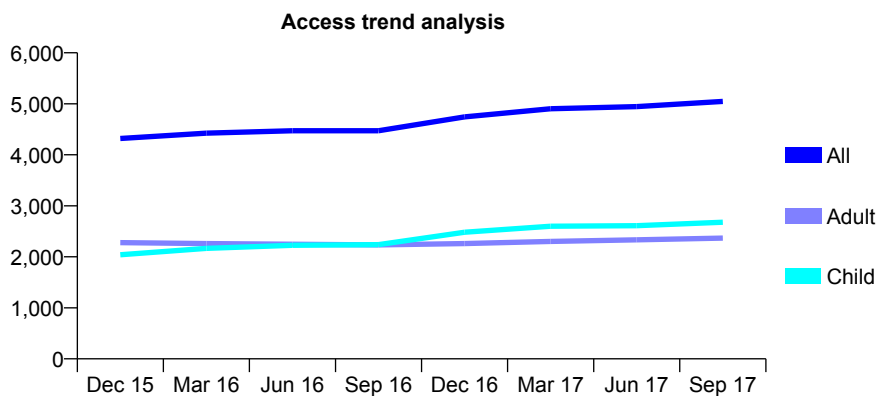
Q67 - Vital Signs At a Glance Contract Report for 175420/0004 - September 2017

Name or company name	Simon Collins Community Dental Service
Contract type name	PDS Contract
Purpose of contract	General
Contract start date	01/12/2012
Contract end date	31/03/2019

17/18 Contracted general activity (UDA)	14,592
Carry forward general activity (UDA)	0
17/18 Contracted orthodontic activity (UOA)	0
Carry forward orthodontic activity (UOA)	0
Baseline contract value	£1,742,125.35

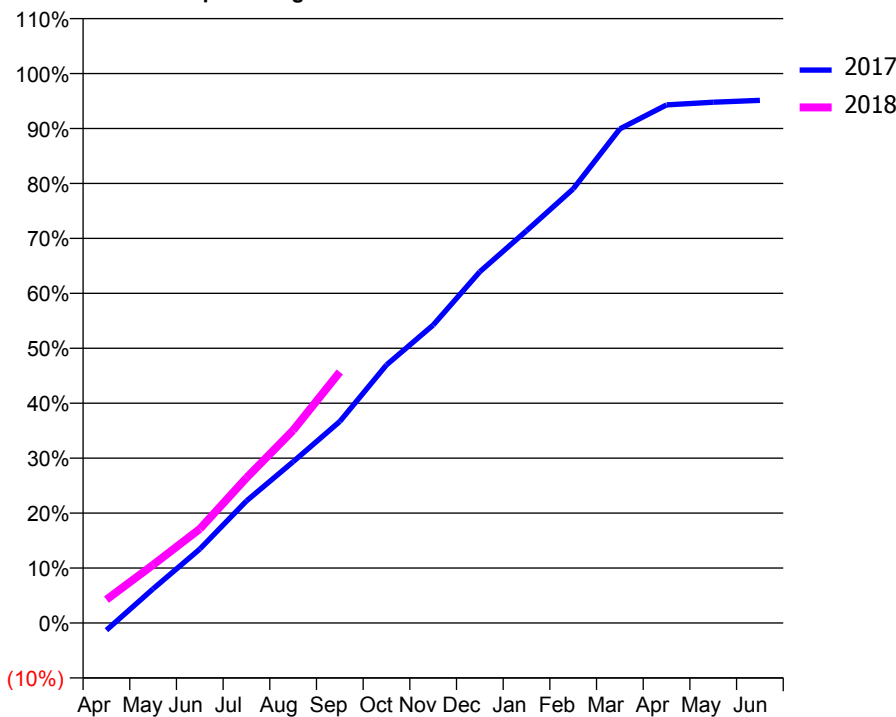
ACCESS*

Patients seen in 24 months	Total	Change since previous quarter
Quarter ending September 2016	4,472	
Quarter ending December 2016	4,744	↑
Quarter ending March 2017	4,902	↑
Quarter ending June 2017	4,944	→
Quarter ending September 2017	5,046	↑
Variance since September 2016	12.8%	↑



ACTIVITY

Cumulative percentage of contracted UDA delivered 2017 & 2018



Month	Adjusted Scheduled Activity (UDA)	
	2017	2018
April	-195	623
May	907	1,545
June	1,964	2,499
July	3,240	3,853
August	4,283	5,117
September	5,352	6,665
October	6,855	
November	7,914	
December	9,329	
January	10,416	
February	11,527	
March	13,121	
April	13,759	
May	13,830	
June	13,880	

QUALITY

	Quantity	Base Number	Contract	AT	Region	England
% of FP17s for the same patient ID Re-attending within 3 months - Children	261	2,447	10.7%	11.4%	11.4%	11.9%
% of FP17s for the same patient ID Re-attending within 3 months - Adults	279	1,596	17.5%	16.4%	15.7%	15.9%
% of FP17s for the same patient ID Re-attending between 3 & 9 months - Children	709	2,447	29.0%	55.5%	60.6%	58.1%
% of FP17s for the same patient ID Re-attending between 3 & 9 months - Adults	619	1,596	38.8%	48.7%	52.0%	50.6%
% of FP17s for Band 1 Urgent Courses	242	3,640	6.6%	10.7%	9.6%	9.1%
% of FP17s Relating to Free Repair or Replacements	14	3,640	0.4%	0.6%	0.7%	0.8%
% of FP17s Relating to Continuations	66	3,640	1.8%	0.8%	1.0%	1.1%
% of Patients satisfied with the dentistry they have received	6	6	N/A	89.6%	91.6%	91.4%
% of Patients satisfied with the time they had to wait for an appointment	4	6	N/A	87.0%	87.9%	87.7%

* This is based on patients treated on this contract for their most recent course of treatment. Figures in italics indicate the base number of FP17s or Patient Questionnaire responses are less than 100. N/A is shown where the base number of responses is less than 10 during the period. % is calculated as Quantity/Base number*100

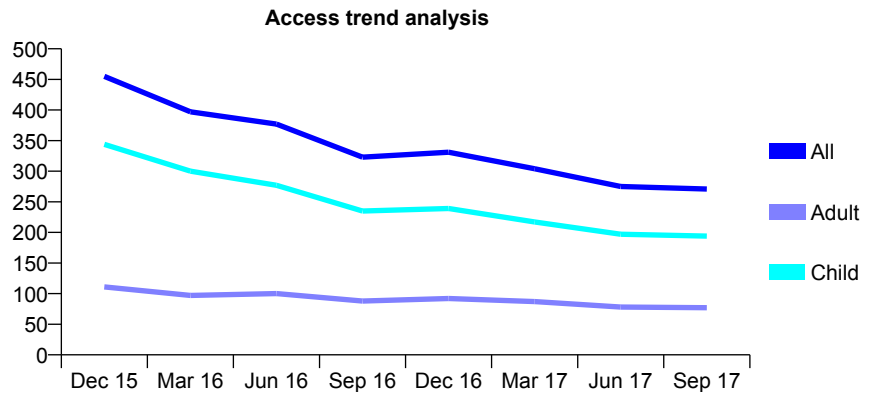
Q67 - Vital Signs At a Glance Contract Report for 175420/0005 - September 2017

Name or company name	Simon Collins Community Dental Service
Contract type name	PDS Contract
Purpose of contract	General
Contract start date	01/12/2012
Contract end date	31/03/2019

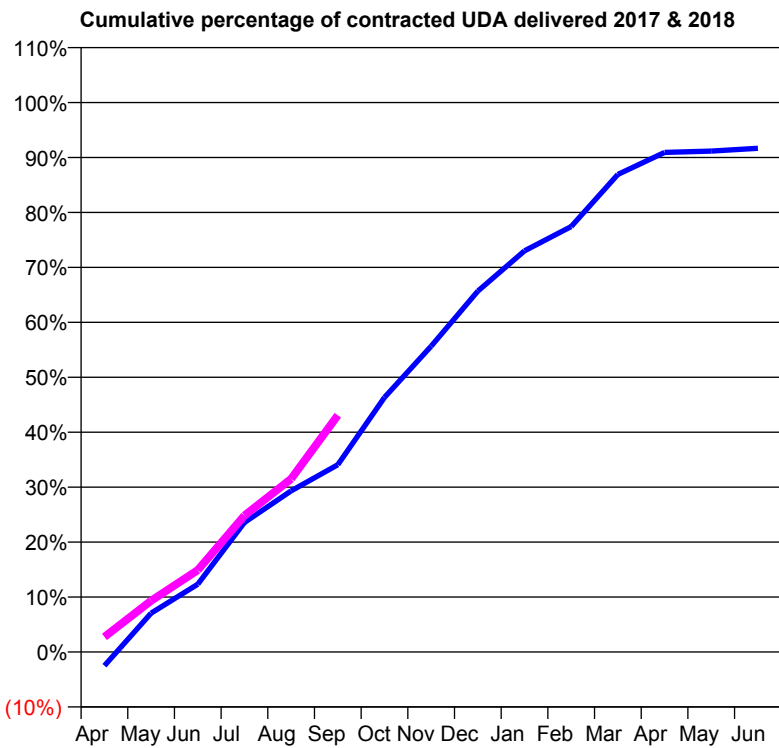
17/18 Contracted general activity (UDA)	1,200
Carry forward general activity (UDA)	0
17/18 Contracted orthodontic activity (UOA)	0
Carry forward orthodontic activity (UOA)	0
Baseline contract value	£107,971.94

ACCESS*

Patients seen in 24 months	Total	Change since previous quarter
Quarter ending September 2016	323	
Quarter ending December 2016	331	↑
Quarter ending March 2017	304	↓
Quarter ending June 2017	275	↓
Quarter ending September 2017	271	↓
Variance since September 2016	(16.1%)	↓



ACTIVITY



Month	Adjusted Scheduled Activity (UDA)	
	2017	2018
April	-30	33
May	85	112
June	148	179
July	283	298
August	352	378
September	409	517
October	556	
November	668	
December	788	
January	876	
February	929	
March	1,043	
April	1,091	
May	1,094	
June	1,100	

QUALITY

	Quantity	Base Number	Contract	AT	Region	England
% of FP17s for the same patient ID Re-attending within 3 months - Children	1	167	0.6%	11.4%	11.4%	11.9%
% of FP17s for the same patient ID Re-attending within 3 months - Adults	2	38	5.3%	16.4%	15.7%	15.9%
% of FP17s for the same patient ID Re-attending between 3 & 9 months - Children	0	167	0.0%	55.5%	60.6%	58.1%
% of FP17s for the same patient ID Re-attending between 3 & 9 months - Adults	4	38	10.5%	48.7%	52.0%	50.6%
% of FP17s for Band 1 Urgent Courses	0	186	0.0%	10.7%	9.6%	9.1%
% of FP17s Relating to Free Repair or Replacements	0	186	0.0%	0.6%	0.7%	0.8%
% of FP17s Relating to Continuations	1	186	0.5%	0.8%	1.0%	1.1%
% of Patients satisfied with the dentistry they have received	1	1	N/A	89.6%	91.6%	91.4%
% of Patients satisfied with the time they had to wait for an appointment	1	1	N/A	87.0%	87.9%	87.7%

* This is based on patients treated on this contract for their most recent course of treatment. Figures in italics indicate the base number of FP17s or Patient Questionnaire responses are less than 100. N/A is shown where the base number of responses is less than 10 during the period. % is calculated as Quantity/Base number*100

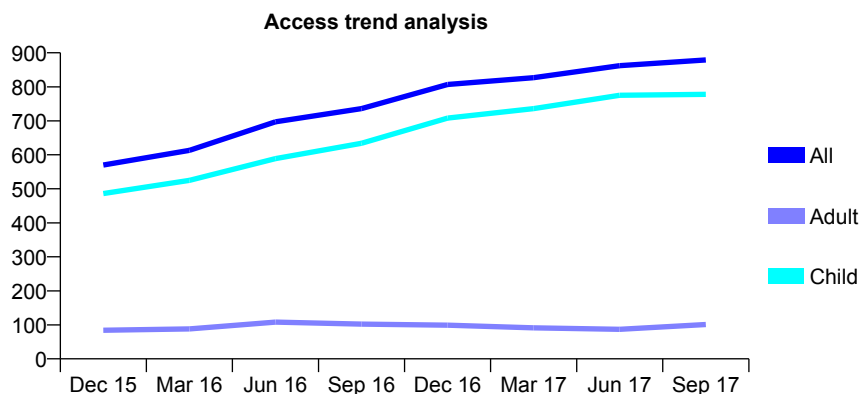
Q67 - Vital Signs At a Glance Contract Report for 175420/0006 - September 2017

Name or company name	Simon Collins Community Dental Service
Contract type name	PDS Contract
Purpose of contract	General
Contract start date	01/12/2012
Contract end date	31/03/2019

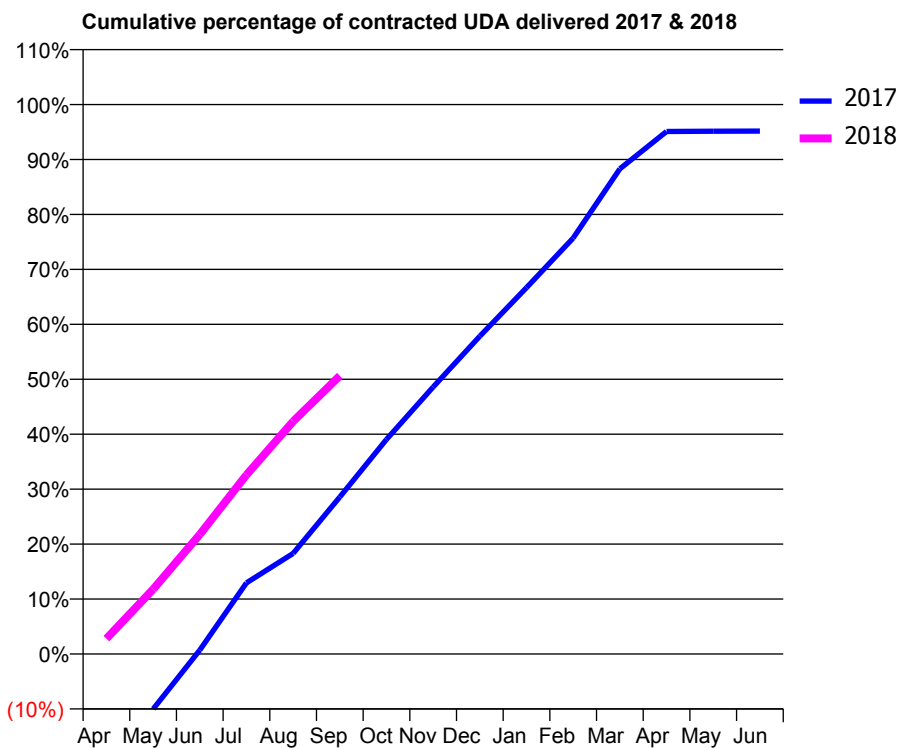
17/18 Contracted general activity (UDA)	2,358
Carry forward general activity (UDA)	0
17/18 Contracted orthodontic activity (UOA)	0
Carry forward orthodontic activity (UOA)	0
Baseline contract value	£725,680.77

ACCESS*

Patients seen in 24 months	Total	Change since previous quarter
Quarter ending September 2016	736	
Quarter ending December 2016	807	↑
Quarter ending March 2017	827	↑
Quarter ending June 2017	862	↑
Quarter ending September 2017	879	→
Variance since September 2016	19.4%	↑



ACTIVITY



Month	Adjusted Scheduled Activity (UDA)	
	2017	2018
April	-493	66
May	-237	278
June	17	513
July	305	769
August	432	998
September	674	1,194
October	921	
November	1,146	
December	1,364	
January	1,572	
February	1,785	
March	2,082	
April	2,242	
May	2,243	
June	2,244	

QUALITY

	Quantity	Base Number	Contract	AT	Region	England
% of FP17s for the same patient ID Re-attending within 3 months - Children	3	411	0.7%	11.4%	11.4%	11.9%
% of FP17s for the same patient ID Re-attending within 3 months - Adults	0	52	0.0%	16.4%	15.7%	15.9%
% of FP17s for the same patient ID Re-attending between 3 & 9 months - Children	3	411	0.7%	55.5%	60.6%	58.1%
% of FP17s for the same patient ID Re-attending between 3 & 9 months - Adults	0	52	0.0%	48.7%	52.0%	50.6%
% of FP17s for Band 1 Urgent Courses	0	407	0.0%	10.7%	9.6%	9.1%
% of FP17s Relating to Free Repair or Replacements	0	407	0.0%	0.6%	0.7%	0.8%
% of FP17s Relating to Continuations	8	407	2.0%	0.8%	1.0%	1.1%
% of Patients satisfied with the dentistry they have received	0	0	N/A	89.6%	91.6%	91.4%
% of Patients satisfied with the time they had to wait for an appointment	0	0	N/A	87.0%	87.9%	87.7%

* This is based on patients treated on this contract for their most recent course of treatment. Figures in italics indicate the base number of FP17s or Patient Questionnaire responses are less than 100. N/A is shown where the base number of responses is less than 10 during the period. % is calculated as Quantity/Base number*100

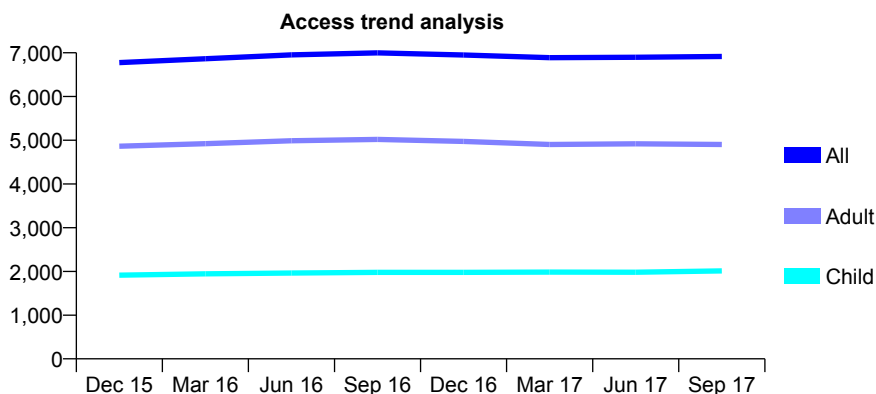
Q67 - Vital Signs At a Glance Contract Report for 176125/0001 - September 2017

Name or company name	Uddin & Akhtar
Contract type name	GDS Contract
Purpose of contract	General
Contract start date	01/01/2011
Contract end date	

17/18 Contracted general activity (UDA)	20,060
Carry forward general activity (UDA)	-214
17/18 Contracted orthodontic activity (UOA)	0
Carry forward orthodontic activity (UOA)	0
Baseline contract value	£555,141.89

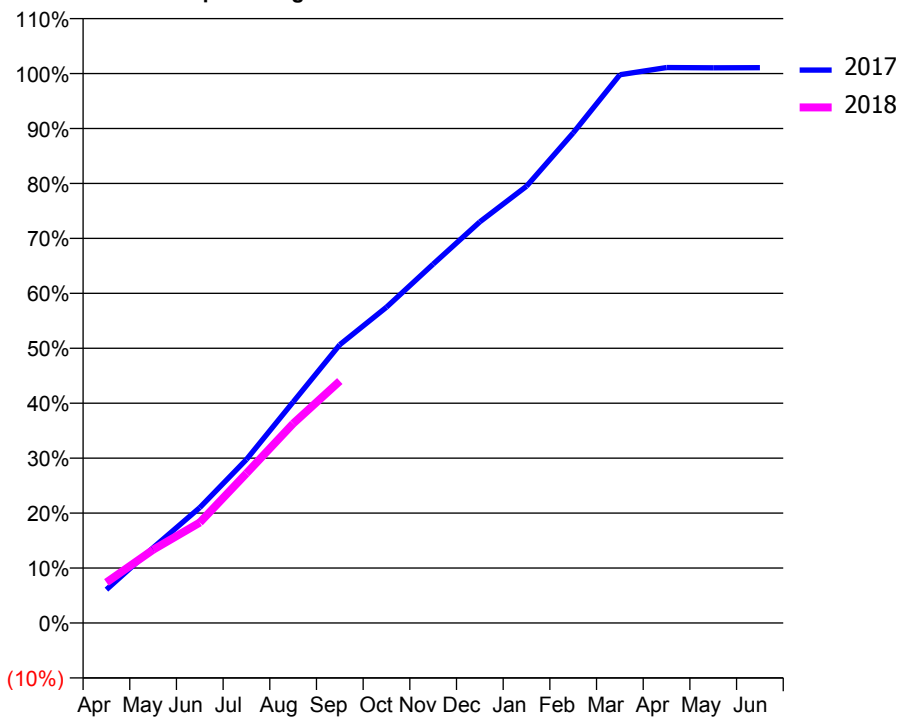
ACCESS*

Patients seen in 24 months	Total	Change since previous quarter
Quarter ending September 2016	6,997	
Quarter ending December 2016	6,951	→
Quarter ending March 2017	6,889	→
Quarter ending June 2017	6,899	→
Quarter ending September 2017	6,916	→
Variance since September 2016	(1.2%)	↓



ACTIVITY

Cumulative percentage of contracted UDA delivered 2017 & 2018



Adjusted Scheduled Activity (UDA)

Month	2017	2018
April	1,217	1,482
May	2,746	2,673
June	4,215	3,667
July	5,969	5,463
August	8,071	7,281
September	10,160	8,831
October	11,531	
November	13,103	
December	14,644	
January	15,946	
February	17,893	
March	20,014	
April	20,276	
May	20,269	
June	20,273	

QUALITY

	Quantity	Base Number	Contract	AT	Region	England
% of FP17s for the same patient ID Re-attending within 3 months - Children	74	1,464	5.1%	11.4%	11.4%	11.9%
% of FP17s for the same patient ID Re-attending within 3 months - Adults	286	2,914	9.8%	16.4%	15.7%	15.9%
% of FP17s for the same patient ID Re-attending between 3 & 9 months - Children	867	1,464	59.2%	55.5%	60.6%	58.1%
% of FP17s for the same patient ID Re-attending between 3 & 9 months - Adults	1,619	2,914	55.6%	48.7%	52.0%	50.6%
% of FP17s for Band 1 Urgent Courses	254	3,797	6.7%	10.7%	9.6%	9.1%
% of FP17s Relating to Free Repair or Replacements	23	3,797	0.6%	0.6%	0.7%	0.8%
% of FP17s Relating to Continuations	12	3,797	0.3%	0.8%	1.0%	1.1%
% of Patients satisfied with the dentistry they have received	10	10	100.0%	89.6%	91.6%	91.4%
% of Patients satisfied with the time they had to wait for an appointment	8	10	80.0%	87.0%	87.9%	87.7%

* This is based on patients treated on this contract for their most recent course of treatment. Figures in italics indicate the base number of FP17s or Patient Questionnaire responses are less than 100. N/A is shown where the base number of responses is less than 10 during the period. % is calculated as Quantity/Base number*100

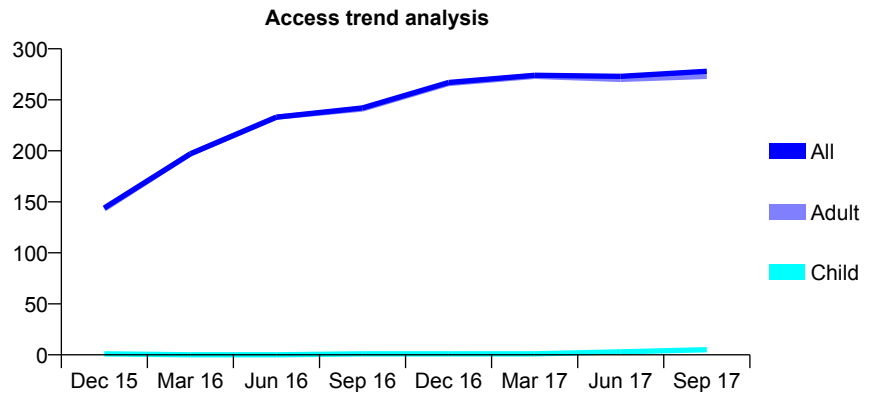
Q67 - Vital Signs At a Glance Contract Report for 176125/0002 - September 2017

Name or company name	Uddin & Akhtar
Contract type name	PDS Contract
Purpose of contract	General
Contract start date	10/03/2011
Contract end date	31/03/2018

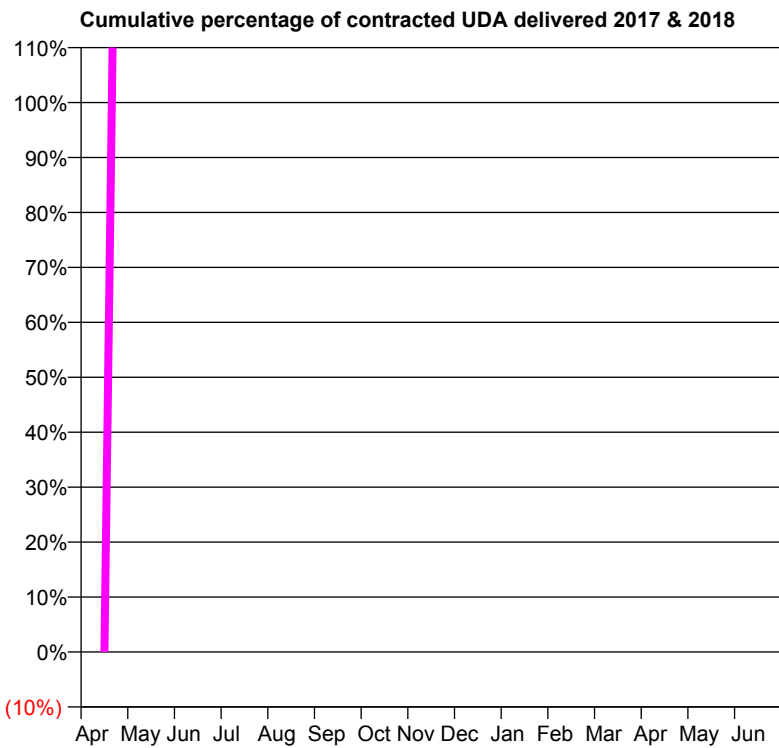
17/18 Contracted general activity (UDA)	11
Carry forward general activity (UDA)	0
17/18 Contracted orthodontic activity (UOA)	0
Carry forward orthodontic activity (UOA)	0
Baseline contract value	£14,229.60

ACCESS*

Patients seen in 24 months	Total	Change since previous quarter
Quarter ending September 2016	242	
Quarter ending December 2016	267	↑
Quarter ending March 2017	274	↑
Quarter ending June 2017	273	→
Quarter ending September 2017	278	→
Variance since September 2016	14.9%	↑



ACTIVITY



Month	Adjusted Scheduled Activity (UDA)	
	2017	2018
April	81	0
May	123	69
June	168	87
July	223	185
August	287	185
September	390	257
October	415	
November	518	
December	558	
January	588	
February	646	
March	743	
April	782	
May	785	
June	785	

QUALITY

	Quantity	Base Number	Contract	AT	Region	England
% of FP17s for the same patient ID Re-attending within 3 months - Children	0	6	0.0%	11.4%	11.4%	11.9%
% of FP17s for the same patient ID Re-attending within 3 months - Adults	1	96	1.0%	16.4%	15.7%	15.9%
% of FP17s for the same patient ID Re-attending between 3 & 9 months - Children	0	6	0.0%	55.5%	60.6%	58.1%
% of FP17s for the same patient ID Re-attending between 3 & 9 months - Adults	1	96	1.0%	48.7%	52.0%	50.6%
% of FP17s for Band 1 Urgent Courses	0	89	0.0%	10.7%	9.6%	9.1%
% of FP17s Relating to Free Repair or Replacements	0	89	0.0%	0.6%	0.7%	0.8%
% of FP17s Relating to Continuations	0	89	0.0%	0.8%	1.0%	1.1%
% of Patients satisfied with the dentistry they have received	0	0	N/A	89.6%	91.6%	91.4%
% of Patients satisfied with the time they had to wait for an appointment	0	0	N/A	87.0%	87.9%	87.7%

* This is based on patients treated on this contract for their most recent course of treatment. Figures in italics indicate the base number of FP17s or Patient Questionnaire responses are less than 100. N/A is shown where the base number of responses is less than 10 during the period. % is calculated as Quantity/Base number*100

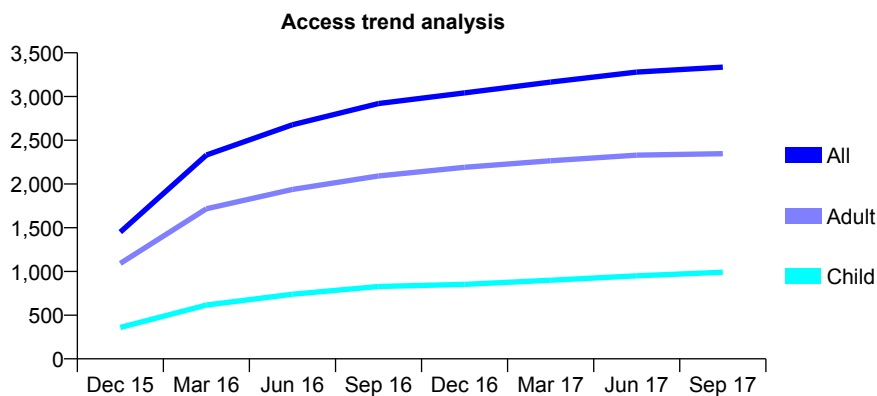
Q67 - Vital Signs At a Glance Contract Report for 176680/0001 - September 2017

Name or company name	Tricon House Dental Practice
Contract type name	GDS Contract
Purpose of contract	General
Contract start date	01/09/2015
Contract end date	

17/18 Contracted general activity (UDA)	8,599
Carry forward general activity (UDA)	-43
17/18 Contracted orthodontic activity (UOA)	0
Carry forward orthodontic activity (UOA)	0
Baseline contract value	£212,645.78

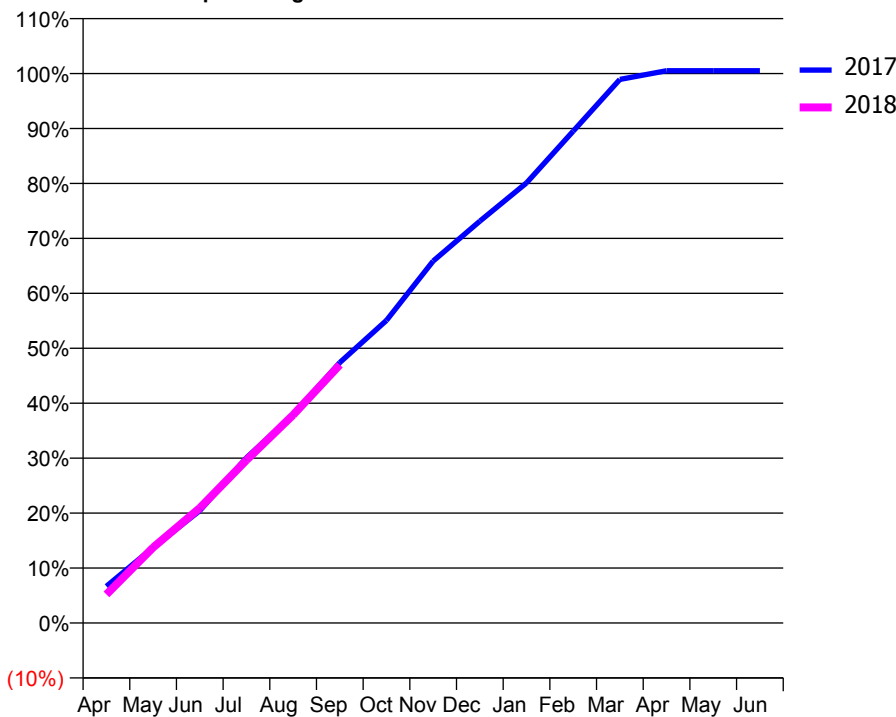
ACCESS*

Patients seen in 24 months	Total	Change since previous quarter
Quarter ending September 2016	2,920	
Quarter ending December 2016	3,042	↑
Quarter ending March 2017	3,165	↑
Quarter ending June 2017	3,279	↑
Quarter ending September 2017	3,336	→
Variance since September 2016	14.2%	↑



ACTIVITY

Cumulative percentage of contracted UDA delivered 2017 & 2018



Month	Adjusted Scheduled Activity (UDA)	
	2017	2018
April	575	448
May	1,181	1,182
June	1,757	1,800
July	2,587	2,550
August	3,256	3,257
September	4,076	4,040
October	4,735	
November	5,664	
December	6,288	
January	6,888	
February	7,697	
March	8,506	
April	8,642	
May	8,642	
June	8,642	

QUALITY

	Quantity	Base Number	Contract	AT	Region	England
% of FP17s for the same patient ID Re-attending within 3 months - Children	36	755	4.8%	11.4%	11.4%	11.9%
% of FP17s for the same patient ID Re-attending within 3 months - Adults	265	1,866	14.2%	16.4%	15.7%	15.9%
% of FP17s for the same patient ID Re-attending between 3 & 9 months - Children	448	755	59.3%	55.5%	60.6%	58.1%
% of FP17s for the same patient ID Re-attending between 3 & 9 months - Adults	1,208	1,866	64.7%	48.7%	52.0%	50.6%
% of FP17s for Band 1 Urgent Courses	140	2,522	5.6%	10.7%	9.6%	9.1%
% of FP17s Relating to Free Repair or Replacements	1	2,522	0.0%	0.6%	0.7%	0.8%
% of FP17s Relating to Continuations	46	2,522	1.8%	0.8%	1.0%	1.1%
% of Patients satisfied with the dentistry they have received	14	15	93.3%	89.6%	91.6%	91.4%
% of Patients satisfied with the time they had to wait for an appointment	14	15	93.3%	87.0%	87.9%	87.7%

* This is based on patients treated on this contract for their most recent course of treatment. Figures in italics indicate the base number of FP17s or Patient Questionnaire responses are less than 100. N/A is shown where the base number of responses is less than 10 during the period. % is calculated as Quantity/Base number*100

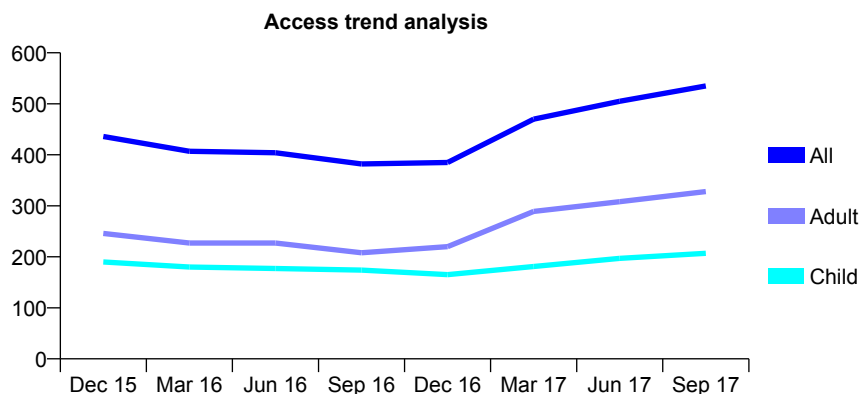
Q67 - Vital Signs At a Glance Contract Report for 181579/0001 - September 2017

Name or company name	MR M MITIC
Contract type name	GDS Contract
Purpose of contract	General
Contract start date	01/01/2014
Contract end date	

17/18 Contracted general activity (UDA)	2,435
Carry forward general activity (UDA)	66
17/18 Contracted orthodontic activity (UOA)	0
Carry forward orthodontic activity (UOA)	0
Baseline contract value	£61,325.50

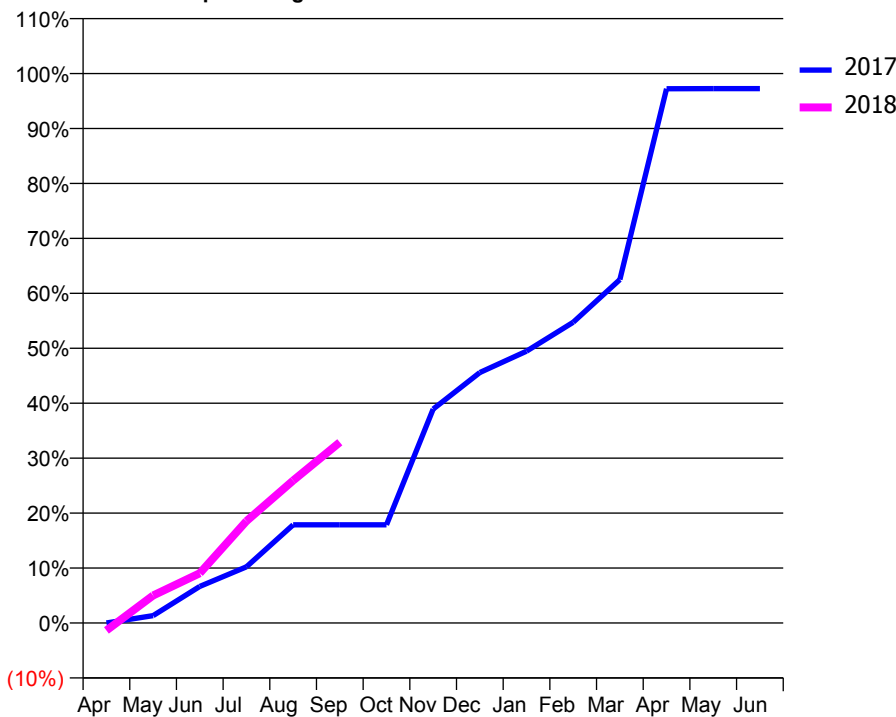
ACCESS*

Patients seen in 24 months	Total	Change since previous quarter
Quarter ending September 2016	382	
Quarter ending December 2016	385	→
Quarter ending March 2017	470	↑
Quarter ending June 2017	505	↑
Quarter ending September 2017	535	↑
Variance since September 2016	40.1%	↑



ACTIVITY

Cumulative percentage of contracted UDA delivered 2017 & 2018



Month	Adjusted Scheduled Activity (UDA)	
	2017	2018
April	0	-34
May	33	122
June	162	221
July	249	452
August	435	632
September	435	801
October	435	
November	948	
December	1,110	
January	1,205	
February	1,333	
March	1,522	
April	2,367	
May	2,368	
June	2,368	

QUALITY

	Quantity	Base Number	Contract	AT	Region	England
% of FP17s for the same patient ID Re-attending within 3 months - Children	3	180	1.7%	11.4%	11.4%	11.9%
% of FP17s for the same patient ID Re-attending within 3 months - Adults	18	269	6.7%	16.4%	15.7%	15.9%
% of FP17s for the same patient ID Re-attending between 3 & 9 months - Children	95	180	52.8%	55.5%	60.6%	58.1%
% of FP17s for the same patient ID Re-attending between 3 & 9 months - Adults	103	269	38.3%	48.7%	52.0%	50.6%
% of FP17s for Band 1 Urgent Courses	19	309	6.1%	10.7%	9.6%	9.1%
% of FP17s Relating to Free Repair or Replacements	0	309	0.0%	0.6%	0.7%	0.8%
% of FP17s Relating to Continuations	0	309	0.0%	0.8%	1.0%	1.1%
% of Patients satisfied with the dentistry they have received	1	1	N/A	89.6%	91.6%	91.4%
% of Patients satisfied with the time they had to wait for an appointment	0	1	N/A	87.0%	87.9%	87.7%

* This is based on patients treated on this contract for their most recent course of treatment. Figures in italics indicate the base number of FP17s or Patient Questionnaire responses are less than 100. N/A is shown where the base number of responses is less than 10 during the period. % is calculated as Quantity/Base number*100

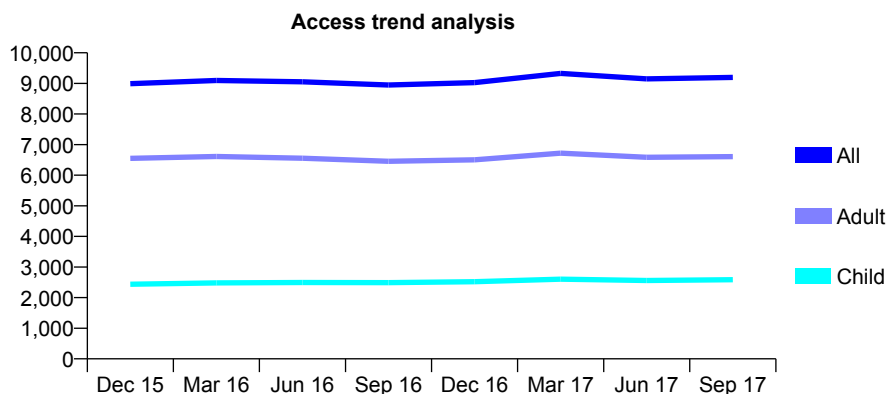
Q67 - Vital Signs At a Glance Contract Report for 182583/0001 - September 2017

Name or company name	The City Way Practice
Contract type name	GDS Contract
Purpose of contract	General
Contract start date	01/05/2012
Contract end date	

17/18 Contracted general activity (UDA)	26,183
Carry forward general activity (UDA)	-326
17/18 Contracted orthodontic activity (UOA)	0
Carry forward orthodontic activity (UOA)	0
Baseline contract value	£654,593.87

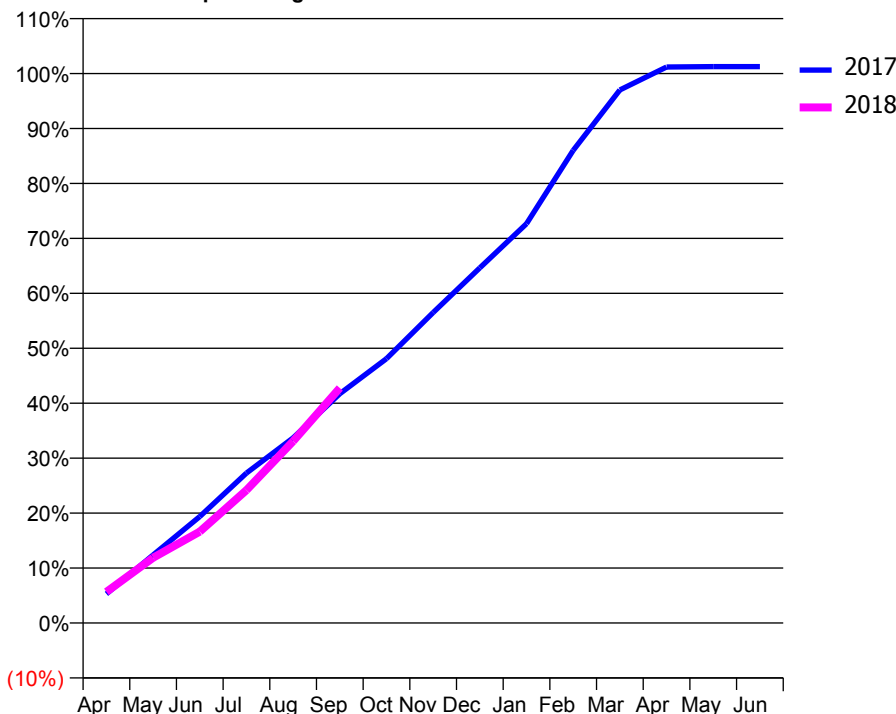
ACCESS*

Patients seen in 24 months	Total	Change since previous quarter
Quarter ending September 2016	8,946	
Quarter ending December 2016	9,026	→
Quarter ending March 2017	9,326	↑
Quarter ending June 2017	9,150	↓
Quarter ending September 2017	9,196	→
Variance since September 2016	2.8%	↑



ACTIVITY

Cumulative percentage of contracted UDA delivered 2017 & 2018



Month	Adjusted Scheduled Activity (UDA)	
	2017	2018
April	1,390	1,481
May	3,243	3,111
June	5,071	4,353
July	7,147	6,332
August	8,819	8,661
September	10,926	11,199
October	12,596	
November	14,797	
December	16,922	
January	19,025	
February	22,521	
March	25,401	
April	26,495	
May	26,511	
June	26,509	

QUALITY

	Quantity	Base Number	Contract	AT	Region	England
% of FP17s for the same patient ID Re-attending within 3 months - Children	99	1,649	6.0%	11.4%	11.4%	11.9%
% of FP17s for the same patient ID Re-attending within 3 months - Adults	386	3,631	10.6%	16.4%	15.7%	15.9%
% of FP17s for the same patient ID Re-attending between 3 & 9 months - Children	758	1,649	46.0%	55.5%	60.6%	58.1%
% of FP17s for the same patient ID Re-attending between 3 & 9 months - Adults	1,490	3,631	41.0%	48.7%	52.0%	50.6%
% of FP17s for Band 1 Urgent Courses	431	4,906	8.8%	10.7%	9.6%	9.1%
% of FP17s Relating to Free Repair or Replacements	105	4,906	2.1%	0.6%	0.7%	0.8%
% of FP17s Relating to Continuations	5	4,906	0.1%	0.8%	1.0%	1.1%
% of Patients satisfied with the dentistry they have received	11	16	68.8%	89.6%	91.6%	91.4%
% of Patients satisfied with the time they had to wait for an appointment	11	16	68.8%	87.0%	87.9%	87.7%

* This is based on patients treated on this contract for their most recent course of treatment. Figures in italics indicate the base number of FP17s or Patient Questionnaire responses are less than 100. N/A is shown where the base number of responses is less than 10 during the period. % is calculated as Quantity/Base number*100

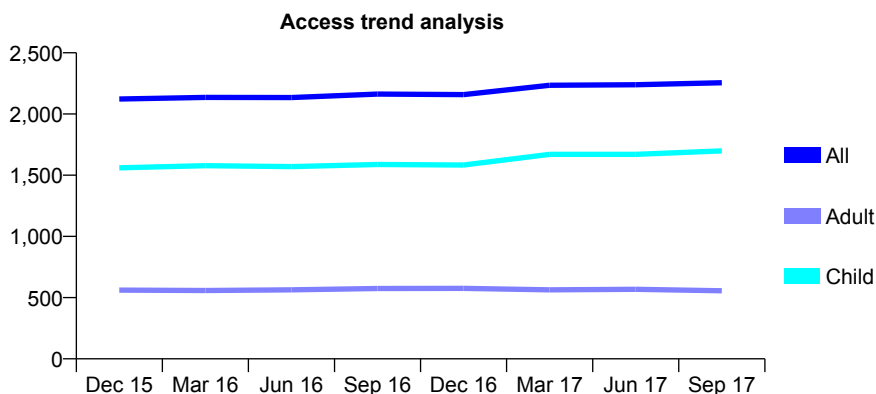
Q67 - Vital Signs At a Glance Contract Report for 183156/0001 - September 2017

Name or company name	Roseacre Dental Practice
Contract type name	GDS Contract
Purpose of contract	General
Contract start date	01/12/2012
Contract end date	

17/18 Contracted general activity (UDA)	4,700
Carry forward general activity (UDA)	21
17/18 Contracted orthodontic activity (UOA)	0
Carry forward orthodontic activity (UOA)	0
Baseline contract value	£127,775.31

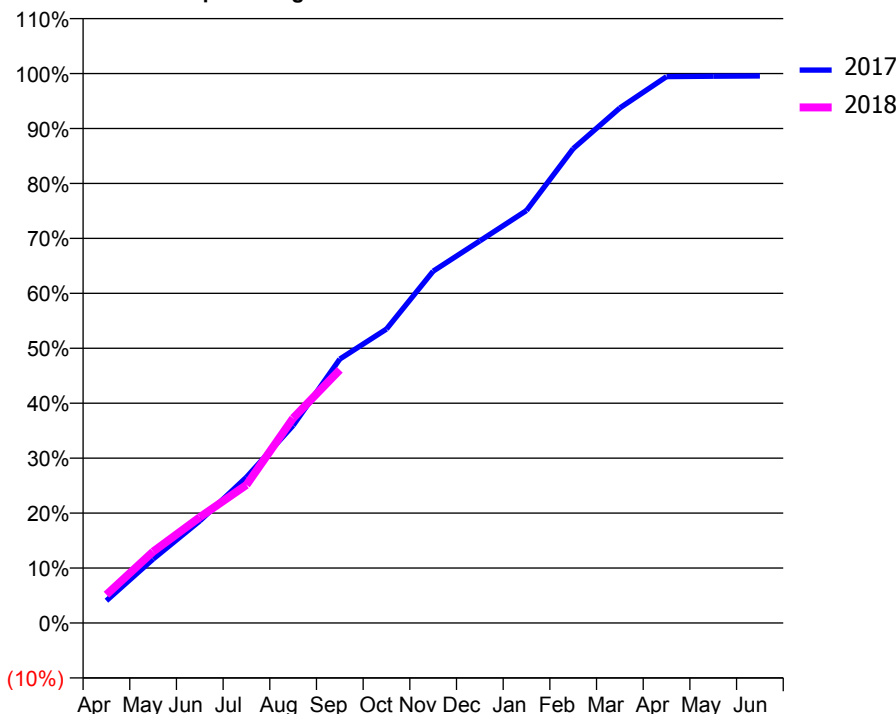
ACCESS*

Patients seen in 24 months	Total	Change since previous quarter
Quarter ending September 2016	2,163	
Quarter ending December 2016	2,159	→
Quarter ending March 2017	2,235	↑
Quarter ending June 2017	2,239	→
Quarter ending September 2017	2,255	→
Variance since September 2016	4.3%	↑



ACTIVITY

Cumulative percentage of contracted UDA delivered 2017 & 2018



Month	Adjusted Scheduled Activity (UDA)	
	2017	2018
April	192	242
May	547	611
June	873	905
July	1,247	1,181
August	1,690	1,752
September	2,258	2,166
October	2,514	
November	3,009	
December	3,268	
January	3,529	
February	4,058	
March	4,405	
April	4,674	
May	4,677	
June	4,679	

QUALITY

	Quantity	Base Number	Contract	AT	Region	England
% of FP17s for the same patient ID Re-attending within 3 months - Children	133	1,583	8.4%	11.4%	11.4%	11.9%
% of FP17s for the same patient ID Re-attending within 3 months - Adults	23	309	7.4%	16.4%	15.7%	15.9%
% of FP17s for the same patient ID Re-attending between 3 & 9 months - Children	1,062	1,583	67.1%	55.5%	60.6%	58.1%
% of FP17s for the same patient ID Re-attending between 3 & 9 months - Adults	194	309	62.8%	48.7%	52.0%	50.6%
% of FP17s for Band 1 Urgent Courses	70	1,705	4.1%	10.7%	9.6%	9.1%
% of FP17s Relating to Free Repair or Replacements	4	1,705	0.2%	0.6%	0.7%	0.8%
% of FP17s Relating to Continuations	0	1,705	0.0%	0.8%	1.0%	1.1%
% of Patients satisfied with the dentistry they have received	3	3	N/A	89.6%	91.6%	91.4%
% of Patients satisfied with the time they had to wait for an appointment	3	3	N/A	87.0%	87.9%	87.7%

* This is based on patients treated on this contract for their most recent course of treatment. Figures in italics indicate the base number of FP17s or Patient Questionnaire responses are less than 100. N/A is shown where the base number of responses is less than 10 during the period. % is calculated as Quantity/Base number*100

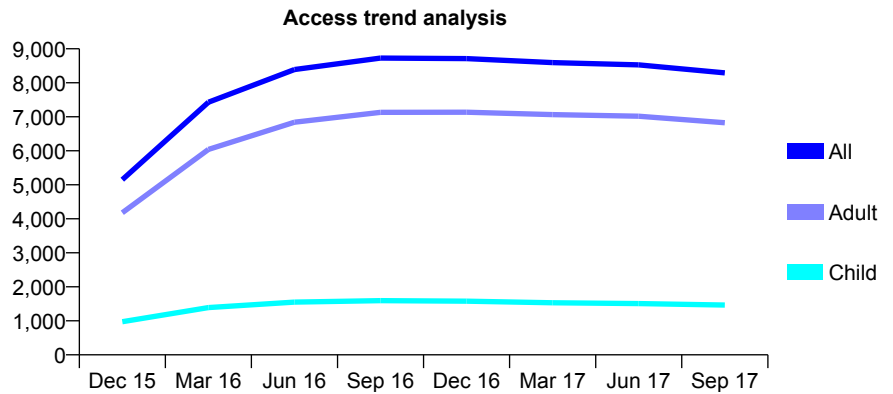
Q67 - Vital Signs At a Glance Contract Report for 183202/0002 - September 2017

Name or company name	Stanhope Road Dental Practice Partnership
Contract type name	GDS Contract
Purpose of contract	General
Contract start date	22/06/2015
Contract end date	

17/18 Contracted general activity (UDA)	40,047
Carry forward general activity (UDA)	0
17/18 Contracted orthodontic activity (UOA)	0
Carry forward orthodontic activity (UOA)	0
Baseline contract value	£1,007,267.55

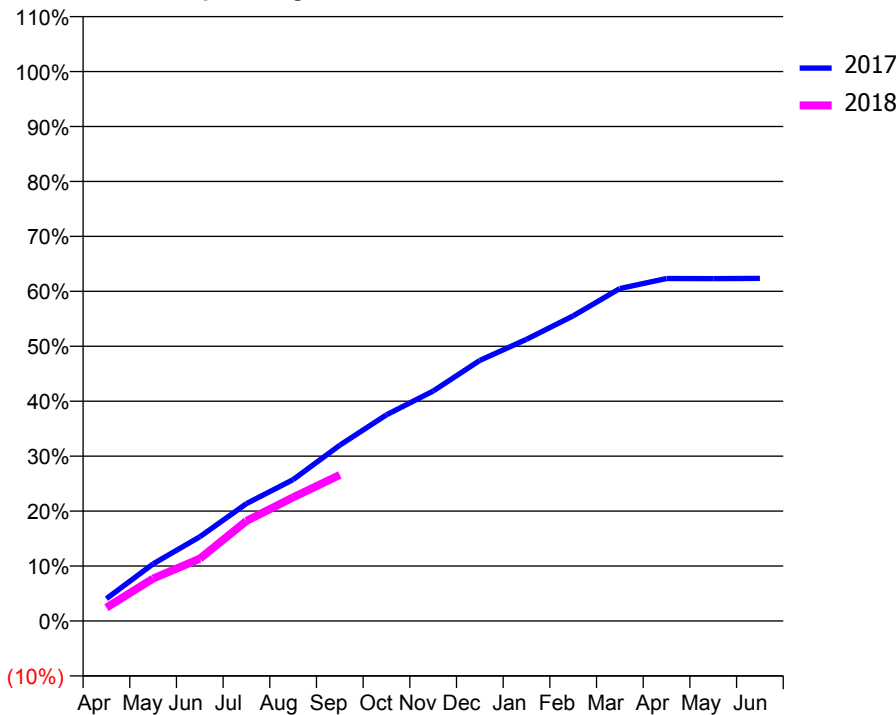
ACCESS*

Patients seen in 24 months	Total	Change since previous quarter
Quarter ending September 2016	8,727	
Quarter ending December 2016	8,713	→
Quarter ending March 2017	8,595	↓
Quarter ending June 2017	8,528	→
Quarter ending September 2017	8,292	↓
Variance since September 2016	(5.0%)	↓



ACTIVITY

Cumulative percentage of contracted UDA delivered 2017 & 2018



Month	Adjusted Scheduled Activity (UDA)	
	2017	2018
April	1,624	972
May	4,165	3,094
June	6,135	4,539
July	8,553	7,293
August	10,302	9,011
September	12,809	10,642
October	15,030	
November	16,755	
December	18,989	
January	20,531	
February	22,236	
March	24,235	
April	24,958	
May	24,954	
June	24,969	

QUALITY

	Quantity	Base Number	Contract	AT	Region	England
% of FP17s for the same patient ID Re-attending within 3 months - Children	55	981	5.6%	11.4%	11.4%	11.9%
% of FP17s for the same patient ID Re-attending within 3 months - Adults	497	4,436	11.2%	16.4%	15.7%	15.9%
% of FP17s for the same patient ID Re-attending between 3 & 9 months - Children	564	981	57.5%	55.5%	60.6%	58.1%
% of FP17s for the same patient ID Re-attending between 3 & 9 months - Adults	2,742	4,436	61.8%	48.7%	52.0%	50.6%
% of FP17s for Band 1 Urgent Courses	487	5,057	9.6%	10.7%	9.6%	9.1%
% of FP17s Relating to Free Repair or Replacements	19	5,057	0.4%	0.6%	0.7%	0.8%
% of FP17s Relating to Continuations	53	5,057	1.0%	0.8%	1.0%	1.1%
% of Patients satisfied with the dentistry they have received	19	25	76.0%	89.6%	91.6%	91.4%
% of Patients satisfied with the time they had to wait for an appointment	19	25	76.0%	87.0%	87.9%	87.7%

* This is based on patients treated on this contract for their most recent course of treatment. Figures in italics indicate the base number of FP17s or Patient Questionnaire responses are less than 100. N/A is shown where the base number of responses is less than 10 during the period. % is calculated as Quantity/Base number*100

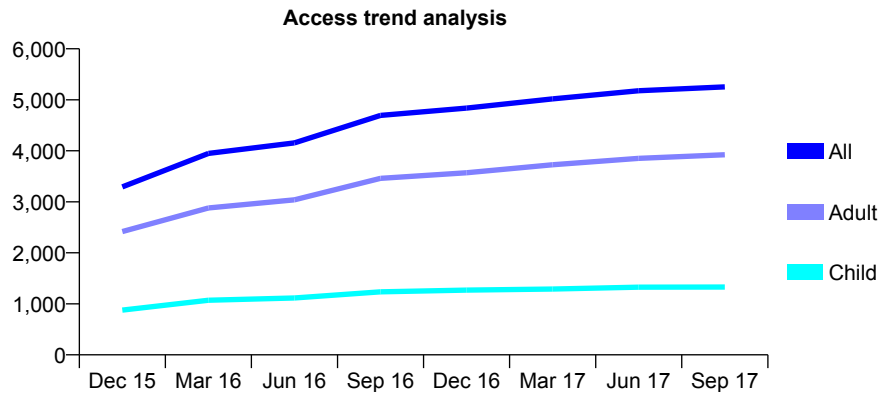
Q67 - Vital Signs At a Glance Contract Report for 183725/0001 - September 2017

Name or company name	Blackbull Road Dental Surgery
Contract type name	GDS Contract
Purpose of contract	General
Contract start date	14/01/2015
Contract end date	

17/18 Contracted general activity (UDA)	18,020
Carry forward general activity (UDA)	0
17/18 Contracted orthodontic activity (UOA)	0
Carry forward orthodontic activity (UOA)	0
Baseline contract value	£426,098.87

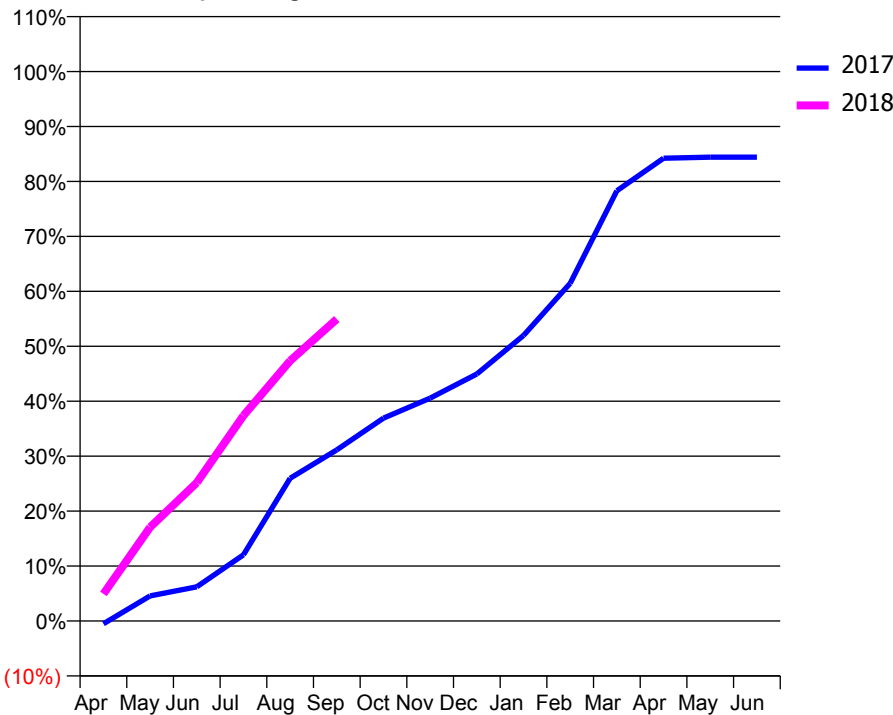
ACCESS*

Patients seen in 24 months	Total	Change since previous quarter
Quarter ending September 2016	4,694	
Quarter ending December 2016	4,838	↑
Quarter ending March 2017	5,019	↑
Quarter ending June 2017	5,179	↑
Quarter ending September 2017	5,253	→
Variance since September 2016	11.9%	↑



ACTIVITY

Cumulative percentage of contracted UDA delivered 2017 & 2018



Month	Adjusted Scheduled Activity (UDA)	
	2017	2018
April	-92	888
May	825	3,078
June	1,123	4,539
July	2,173	6,738
August	4,680	8,534
September	5,614	9,904
October	6,655	
November	7,310	
December	8,102	
January	9,363	
February	11,072	
March	14,110	
April	15,174	
May	15,212	
June	15,210	

QUALITY

	Quantity	Base Number	Contract	AT	Region	England
% of FP17s for the same patient ID Re-attending within 3 months - Children	54	730	7.4%	11.4%	11.4%	11.9%
% of FP17s for the same patient ID Re-attending within 3 months - Adults	308	2,159	14.3%	16.4%	15.7%	15.9%
% of FP17s for the same patient ID Re-attending between 3 & 9 months - Children	279	730	38.2%	55.5%	60.6%	58.1%
% of FP17s for the same patient ID Re-attending between 3 & 9 months - Adults	620	2,159	28.7%	48.7%	52.0%	50.6%
% of FP17s for Band 1 Urgent Courses	151	2,614	5.8%	10.7%	9.6%	9.1%
% of FP17s Relating to Free Repair or Replacements	2	2,614	0.1%	0.6%	0.7%	0.8%
% of FP17s Relating to Continuations	7	2,614	0.3%	0.8%	1.0%	1.1%
% of Patients satisfied with the dentistry they have received	9	11	81.8%	89.6%	91.6%	91.4%
% of Patients satisfied with the time they had to wait for an appointment	9	11	81.8%	87.0%	87.9%	87.7%

* This is based on patients treated on this contract for their most recent course of treatment. Figures in italics indicate the base number of FP17s or Patient Questionnaire responses are less than 100. N/A is shown where the base number of responses is less than 10 during the period. % is calculated as Quantity/Base number*100

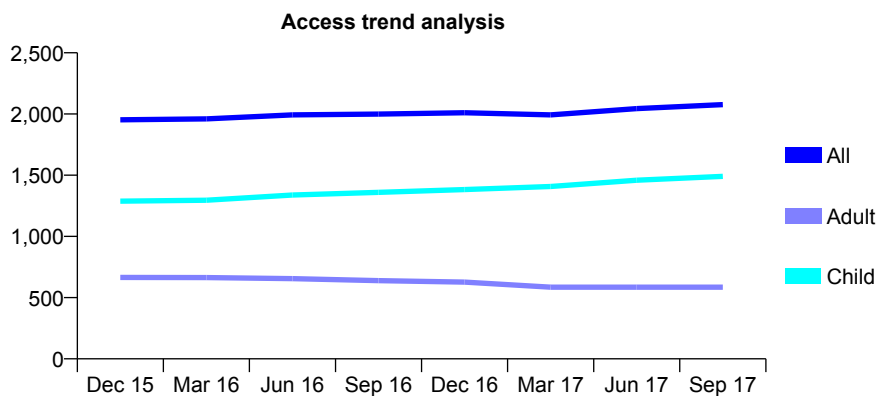
Q67 - Vital Signs At a Glance Contract Report for 186112/0001 - September 2017

Name or company name	Hoo Dental Care Ltd
Contract type name	GDS Contract
Purpose of contract	General
Contract start date	01/04/2011
Contract end date	

17/18 Contracted general activity (UDA)	5,487
Carry forward general activity (UDA)	82
17/18 Contracted orthodontic activity (UOA)	0
Carry forward orthodontic activity (UOA)	0
Baseline contract value	£144,966.15

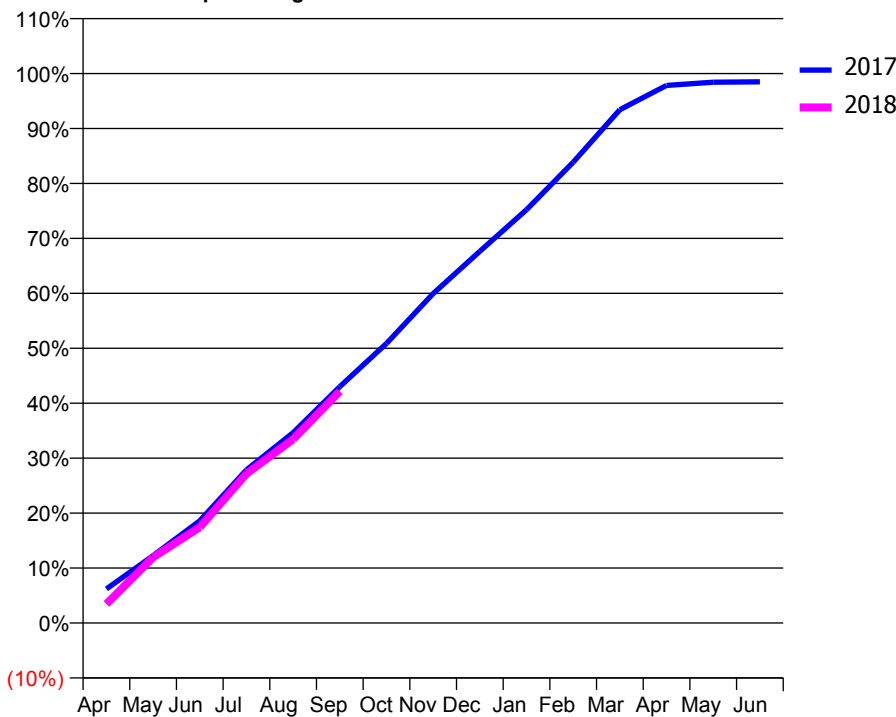
ACCESS*

Patients seen in 24 months	Total	Change since previous quarter
Quarter ending September 2016	1,999	
Quarter ending December 2016	2,010	→
Quarter ending March 2017	1,993	→
Quarter ending June 2017	2,044	↑
Quarter ending September 2017	2,077	→
Variance since September 2016	3.9%	↑



ACTIVITY

Cumulative percentage of contracted UDA delivered 2017 & 2018



Adjusted Scheduled Activity (UDA)

Month	2017	2018
April	340	190
May	673	656
June	1,021	956
July	1,530	1,490
August	1,901	1,835
September	2,360	2,314
October	2,791	
November	3,290	
December	3,712	
January	4,128	
February	4,601	
March	5,125	
April	5,368	
May	5,400	
June	5,404	

QUALITY

	Quantity	Base Number	Contract	AT	Region	England
% of FP17s for the same patient ID Re-attending within 3 months - Children	130	1,210	10.7%	11.4%	11.4%	11.9%
% of FP17s for the same patient ID Re-attending within 3 months - Adults	62	321	19.3%	16.4%	15.7%	15.9%
% of FP17s for the same patient ID Re-attending between 3 & 9 months - Children	650	1,210	53.7%	55.5%	60.6%	58.1%
% of FP17s for the same patient ID Re-attending between 3 & 9 months - Adults	164	321	51.1%	48.7%	52.0%	50.6%
% of FP17s for Band 1 Urgent Courses	135	1,411	9.6%	10.7%	9.6%	9.1%
% of FP17s Relating to Free Repair or Replacements	0	1,411	0.0%	0.6%	0.7%	0.8%
% of FP17s Relating to Continuations	1	1,411	0.1%	0.8%	1.0%	1.1%
% of Patients satisfied with the dentistry they have received	2	2	N/A	89.6%	91.6%	91.4%
% of Patients satisfied with the time they had to wait for an appointment	1	2	N/A	87.0%	87.9%	87.7%

* This is based on patients treated on this contract for their most recent course of treatment. Figures in italics indicate the base number of FP17s or Patient Questionnaire responses are less than 100. N/A is shown where the base number of responses is less than 10 during the period. % is calculated as Quantity/Base number*100

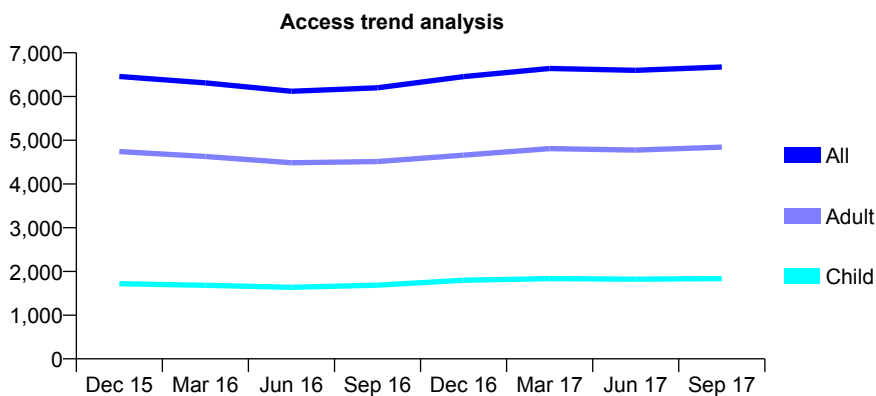
Q67 - Vital Signs At a Glance Contract Report for 192449/0001 - September 2017

Name or company name	Church Hill dental Practice
Contract type name	GDS Contract
Purpose of contract	General
Contract start date	01/04/2013
Contract end date	

17/18 Contracted general activity (UDA)	22,473
Carry forward general activity (UDA)	0
17/18 Contracted orthodontic activity (UOA)	0
Carry forward orthodontic activity (UOA)	0
Baseline contract value	£518,399.33

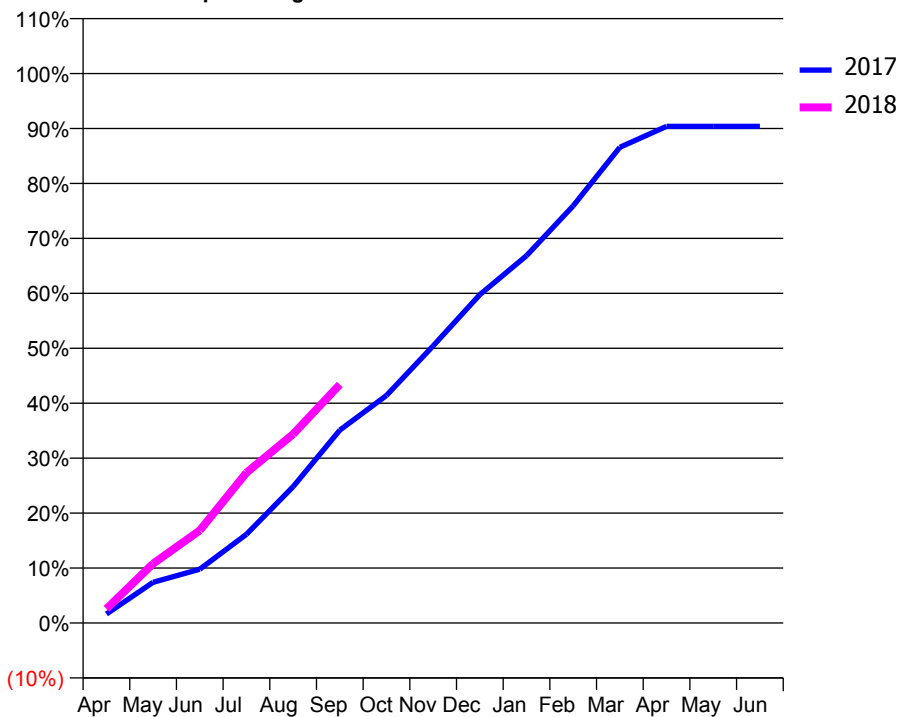
ACCESS*

Patients seen in 24 months	Total	Change since previous quarter
Quarter ending September 2016	6,198	
Quarter ending December 2016	6,457	↑
Quarter ending March 2017	6,643	↑
Quarter ending June 2017	6,598	→
Quarter ending September 2017	6,676	→
Variance since September 2016	7.7%	↑



ACTIVITY

Cumulative percentage of contracted UDA delivered 2017 & 2018



Month	Adjusted Scheduled Activity (UDA)	
	2017	2018
April	366	581
May	1,667	2,428
June	2,198	3,786
July	3,629	6,149
August	5,575	7,723
September	7,889	9,754
October	9,304	
November	11,335	
December	13,429	
January	15,020	
February	17,059	
March	19,458	
April	20,312	
May	20,313	
June	20,310	

QUALITY

	Quantity	Base Number	Contract	AT	Region	England
% of FP17s for the same patient ID Re-attending within 3 months - Children	152	1,384	11.0%	11.4%	11.4%	11.9%
% of FP17s for the same patient ID Re-attending within 3 months - Adults	776	3,701	21.0%	16.4%	15.7%	15.9%
% of FP17s for the same patient ID Re-attending between 3 & 9 months - Children	795	1,384	57.4%	55.5%	60.6%	58.1%
% of FP17s for the same patient ID Re-attending between 3 & 9 months - Adults	1,747	3,701	47.2%	48.7%	52.0%	50.6%
% of FP17s for Band 1 Urgent Courses	779	4,640	16.8%	10.7%	9.6%	9.1%
% of FP17s Relating to Free Repair or Replacements	69	4,640	1.5%	0.6%	0.7%	0.8%
% of FP17s Relating to Continuations	31	4,640	0.7%	0.8%	1.0%	1.1%
% of Patients satisfied with the dentistry they have received	12	13	92.3%	89.6%	91.6%	91.4%
% of Patients satisfied with the time they had to wait for an appointment	11	13	84.6%	87.0%	87.9%	87.7%

* This is based on patients treated on this contract for their most recent course of treatment. Figures in italics indicate the base number of FP17s or Patient Questionnaire responses are less than 100. N/A is shown where the base number of responses is less than 10 during the period. % is calculated as Quantity/Base number*100

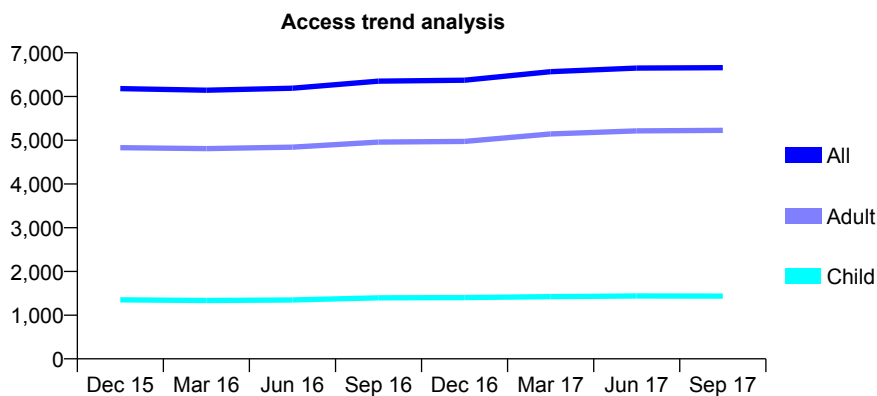
Q67 - Vital Signs At a Glance Contract Report for 192449/0002 - September 2017

Name or company name	Church Hill dental Practice
Contract type name	GDS Contract
Purpose of contract	General
Contract start date	01/04/2013
Contract end date	

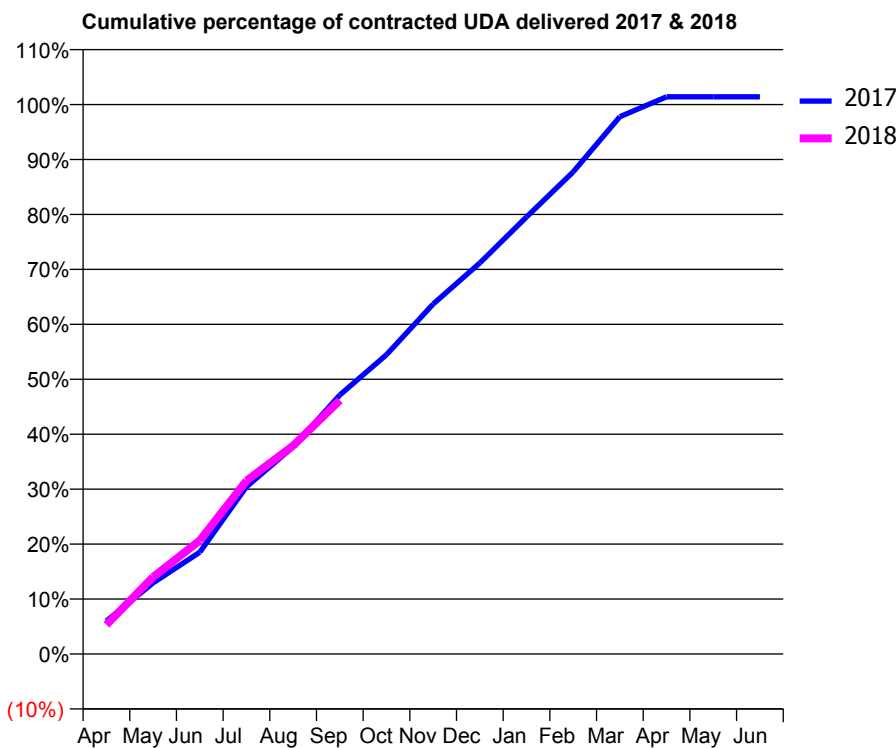
17/18 Contracted general activity (UDA)	18,591
Carry forward general activity (UDA)	-262
17/18 Contracted orthodontic activity (UOA)	0
Carry forward orthodontic activity (UOA)	0
Baseline contract value	£434,585.33

ACCESS*

Patients seen in 24 months	Total	Change since previous quarter
Quarter ending September 2016	6,351	
Quarter ending December 2016	6,373	→
Quarter ending March 2017	6,567	↑
Quarter ending June 2017	6,652	→
Quarter ending September 2017	6,661	→
Variance since September 2016	4.9%	↑



ACTIVITY



Month	Adjusted Scheduled Activity (UDA)	
	2017	2018
April	1,116	991
May	2,407	2,606
June	3,445	3,840
July	5,662	5,861
August	7,008	7,049
September	8,763	8,583
October	10,125	
November	11,839	
December	13,230	
January	14,785	
February	16,309	
March	18,177	
April	18,850	
May	18,853	
June	18,853	

QUALITY

	Quantity	Base Number	Contract	AT	Region	England
% of FP17s for the same patient ID Re-attending within 3 months - Children	77	1,122	6.9%	11.4%	11.4%	11.9%
% of FP17s for the same patient ID Re-attending within 3 months - Adults	626	4,173	15.0%	16.4%	15.7%	15.9%
% of FP17s for the same patient ID Re-attending between 3 & 9 months - Children	723	1,122	64.4%	55.5%	60.6%	58.1%
% of FP17s for the same patient ID Re-attending between 3 & 9 months - Adults	2,489	4,173	59.6%	48.7%	52.0%	50.6%
% of FP17s for Band 1 Urgent Courses	670	4,918	13.6%	10.7%	9.6%	9.1%
% of FP17s Relating to Free Repair or Replacements	26	4,918	0.5%	0.6%	0.7%	0.8%
% of FP17s Relating to Continuations	16	4,918	0.3%	0.8%	1.0%	1.1%
% of Patients satisfied with the dentistry they have received	20	21	95.2%	89.6%	91.6%	91.4%
% of Patients satisfied with the time they had to wait for an appointment	20	21	95.2%	87.0%	87.9%	87.7%

* This is based on patients treated on this contract for their most recent course of treatment. Figures in italics indicate the base number of FP17s or Patient Questionnaire responses are less than 100. N/A is shown where the base number of responses is less than 10 during the period. % is calculated as Quantity/Base number*100

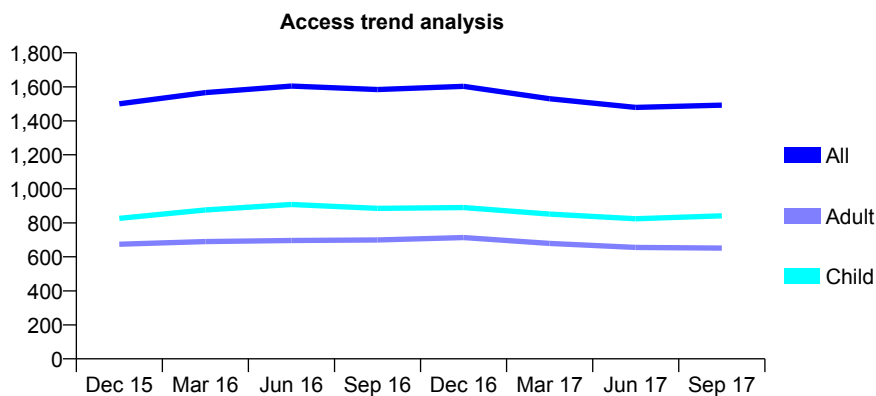
Q67 - Vital Signs At a Glance Contract Report for 192511/0001 - September 2017

Name or company name	Highstreet Medical Dental
Contract type name	GDS Contract
Purpose of contract	General
Contract start date	22/07/2012
Contract end date	

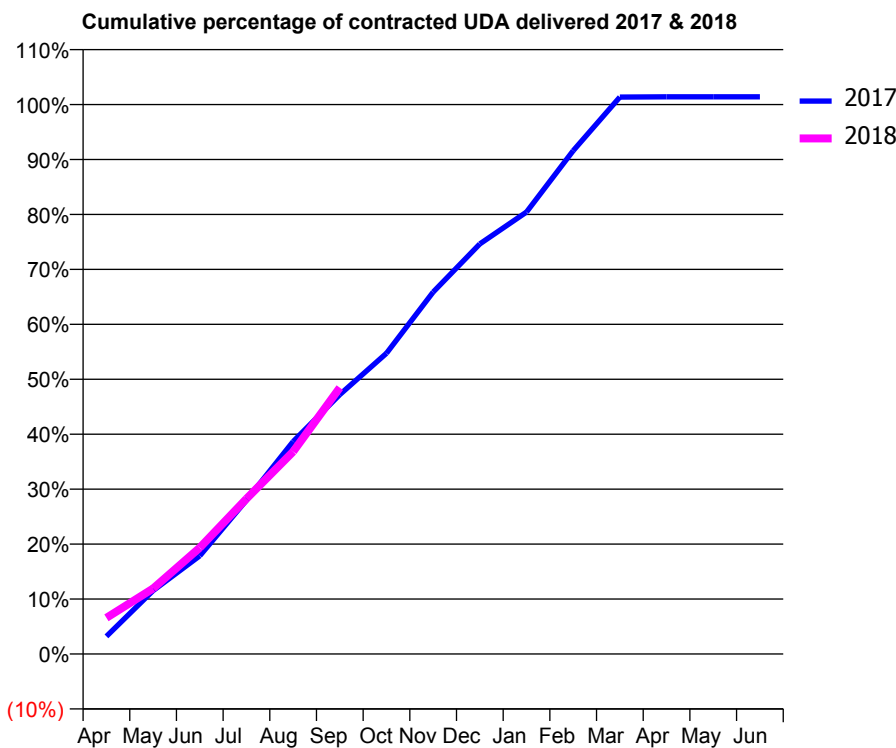
17/18 Contracted general activity (UDA)	5,107
Carry forward general activity (UDA)	-72
17/18 Contracted orthodontic activity (UOA)	0
Carry forward orthodontic activity (UOA)	0
Baseline contract value	£127,679.49

ACCESS*

Patients seen in 24 months	Total	Change since previous quarter
Quarter ending September 2016	1,584	
Quarter ending December 2016	1,603	→
Quarter ending March 2017	1,530	↓
Quarter ending June 2017	1,479	↓
Quarter ending September 2017	1,492	→
Variance since September 2016	(5.8%)	↓



ACTIVITY



Month	Adjusted Scheduled Activity (UDA)	
	2017	2018
April	165	336
May	589	609
June	912	988
July	1,430	1,443
August	1,974	1,881
September	2,411	2,476
October	2,795	
November	3,364	
December	3,812	
January	4,107	
February	4,678	
March	5,175	
April	5,178	
May	5,178	
June	5,178	

QUALITY

	Quantity	Base Number	Contract	AT	Region	England
% of FP17s for the same patient ID Re-attending within 3 months - Children	47	573	8.2%	11.4%	11.4%	11.9%
% of FP17s for the same patient ID Re-attending within 3 months - Adults	79	367	21.5%	16.4%	15.7%	15.9%
% of FP17s for the same patient ID Re-attending between 3 & 9 months - Children	286	573	49.9%	55.5%	60.6%	58.1%
% of FP17s for the same patient ID Re-attending between 3 & 9 months - Adults	163	367	44.4%	48.7%	52.0%	50.6%
% of FP17s for Band 1 Urgent Courses	88	806	10.9%	10.7%	9.6%	9.1%
% of FP17s Relating to Free Repair or Replacements	0	806	0.0%	0.6%	0.7%	0.8%
% of FP17s Relating to Continuations	0	806	0.0%	0.8%	1.0%	1.1%
% of Patients satisfied with the dentistry they have received	3	4	N/A	89.6%	91.6%	91.4%
% of Patients satisfied with the time they had to wait for an appointment	3	4	N/A	87.0%	87.9%	87.7%

* This is based on patients treated on this contract for their most recent course of treatment. Figures in italics indicate the base number of FP17s or Patient Questionnaire responses are less than 100. N/A is shown where the base number of responses is less than 10 during the period. % is calculated as Quantity/Base number*100

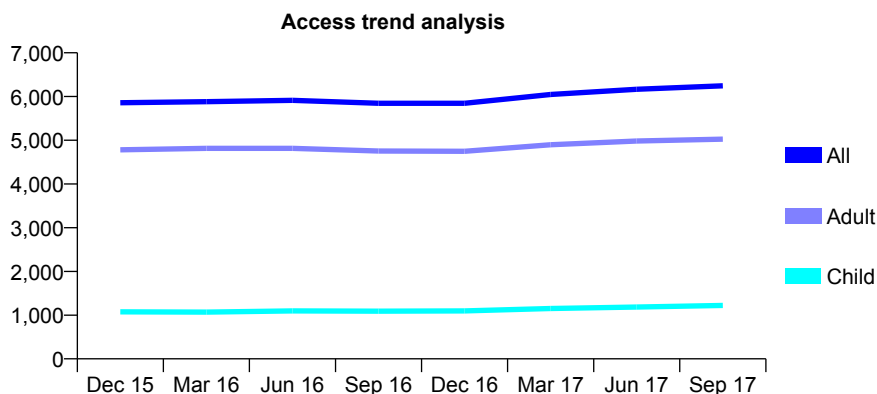
Q67 - Vital Signs At a Glance Contract Report for 193224/0001 - September 2017

Name or company name	Wyndcott Ltd
Contract type name	GDS Contract
Purpose of contract	General
Contract start date	01/04/2013
Contract end date	

17/18 Contracted general activity (UDA)	15,384
Carry forward general activity (UDA)	-209
17/18 Contracted orthodontic activity (UOA)	0
Carry forward orthodontic activity (UOA)	0
Baseline contract value	£380,441.71

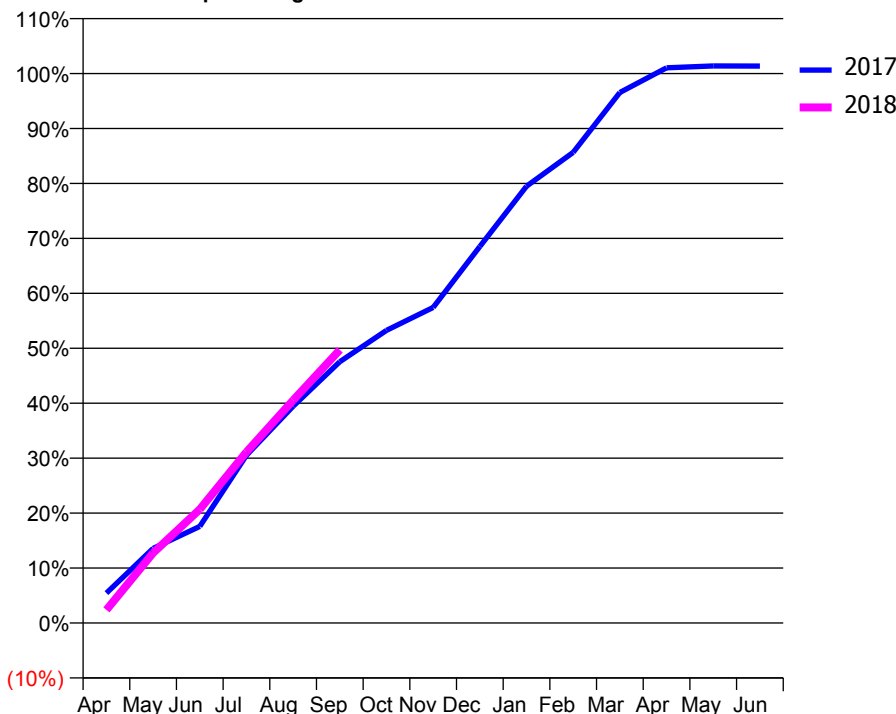
ACCESS*

Patients seen in 24 months	Total	Change since previous quarter
Quarter ending September 2016	5,846	
Quarter ending December 2016	5,847	→
Quarter ending March 2017	6,048	↑
Quarter ending June 2017	6,167	→
Quarter ending September 2017	6,246	→
Variance since September 2016	6.8%	↑



ACTIVITY

Cumulative percentage of contracted UDA delivered 2017 & 2018



Month	Adjusted Scheduled Activity (UDA)	
	2017	2018
April	837	367
May	2,088	1,961
June	2,706	3,184
July	4,693	4,787
August	6,067	6,236
September	7,314	7,647
October	8,192	
November	8,833	
December	10,542	
January	12,227	
February	13,178	
March	14,853	
April	15,544	
May	15,597	
June	15,592	

QUALITY

	Quantity	Base Number	Contract	AT	Region	England
% of FP17s for the same patient ID Re-attending within 3 months - Children	48	990	4.8%	11.4%	11.4%	11.9%
% of FP17s for the same patient ID Re-attending within 3 months - Adults	410	3,782	10.8%	16.4%	15.7%	15.9%
% of FP17s for the same patient ID Re-attending between 3 & 9 months - Children	552	990	55.8%	55.5%	60.6%	58.1%
% of FP17s for the same patient ID Re-attending between 3 & 9 months - Adults	2,081	3,782	55.0%	48.7%	52.0%	50.6%
% of FP17s for Band 1 Urgent Courses	393	3,856	10.2%	10.7%	9.6%	9.1%
% of FP17s Relating to Free Repair or Replacements	9	3,856	0.2%	0.6%	0.7%	0.8%
% of FP17s Relating to Continuations	14	3,856	0.4%	0.8%	1.0%	1.1%
% of Patients satisfied with the dentistry they have received	15	17	88.2%	89.6%	91.6%	91.4%
% of Patients satisfied with the time they had to wait for an appointment	16	17	94.1%	87.0%	87.9%	87.7%

* This is based on patients treated on this contract for their most recent course of treatment. Figures in italics indicate the base number of FP17s or Patient Questionnaire responses are less than 100. N/A is shown where the base number of responses is less than 10 during the period. % is calculated as Quantity/Base number*100

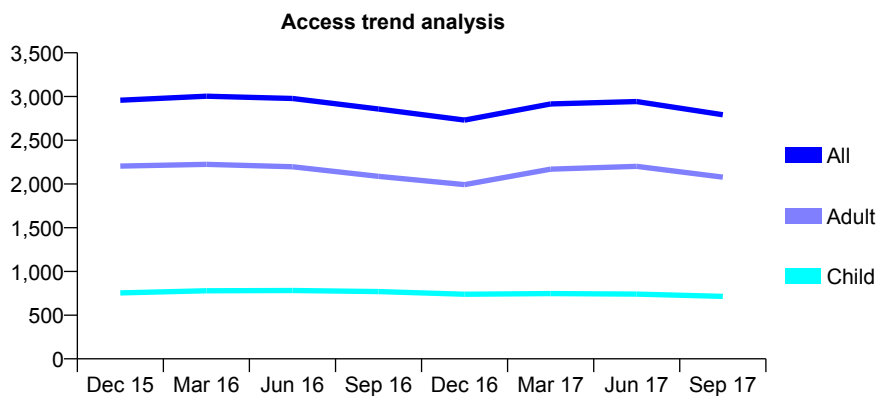
Q67 - Vital Signs At a Glance Contract Report for 195081/0001 - September 2017

Name or company name	Photay and Associates
Contract type name	GDS Contract
Purpose of contract	General
Contract start date	16/11/2013
Contract end date	

17/18 Contracted general activity (UDA)	8,016
Carry forward general activity (UDA)	0
17/18 Contracted orthodontic activity (UOA)	0
Carry forward orthodontic activity (UOA)	0
Baseline contract value	£229,634.48

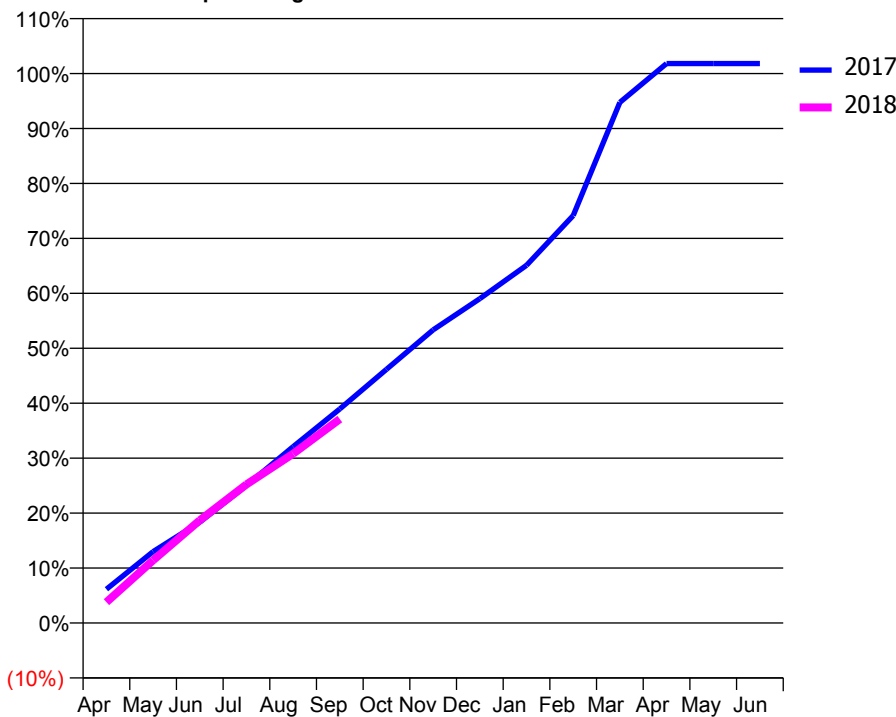
ACCESS*

Patients seen in 24 months	Total	Change since previous quarter
Quarter ending September 2016	2,857	
Quarter ending December 2016	2,731	↓
Quarter ending March 2017	2,915	↑
Quarter ending June 2017	2,943	→
Quarter ending September 2017	2,792	↓
Variance since September 2016	(2.3%)	↓



ACTIVITY

Cumulative percentage of contracted UDA delivered 2017 & 2018



Month	Adjusted Scheduled Activity (UDA)	
	2017	2018
April	493	305
May	1,043	915
June	1,471	1,499
July	2,009	2,022
August	2,572	2,469
September	3,124	2,974
October	3,701	
November	4,276	
December	4,731	
January	5,217	
February	5,944	
March	7,595	
April	8,161	
May	8,161	
June	8,161	

QUALITY

	Quantity	Base Number	Contract	AT	Region	England
% of FP17s for the same patient ID Re-attending within 3 months - Children	29	372	7.8%	11.4%	11.4%	11.9%
% of FP17s for the same patient ID Re-attending within 3 months - Adults	196	1,042	18.8%	16.4%	15.7%	15.9%
% of FP17s for the same patient ID Re-attending between 3 & 9 months - Children	109	372	29.3%	55.5%	60.6%	58.1%
% of FP17s for the same patient ID Re-attending between 3 & 9 months - Adults	316	1,042	30.3%	48.7%	52.0%	50.6%
% of FP17s for Band 1 Urgent Courses	187	1,205	15.5%	10.7%	9.6%	9.1%
% of FP17s Relating to Free Repair or Replacements	0	1,205	0.0%	0.6%	0.7%	0.8%
% of FP17s Relating to Continuations	12	1,205	1.0%	0.8%	1.0%	1.1%
% of Patients satisfied with the dentistry they have received	6	7	N/A	89.6%	91.6%	91.4%
% of Patients satisfied with the time they had to wait for an appointment	7	7	N/A	87.0%	87.9%	87.7%

* This is based on patients treated on this contract for their most recent course of treatment. Figures in italics indicate the base number of FP17s or Patient Questionnaire responses are less than 100. N/A is shown where the base number of responses is less than 10 during the period. % is calculated as Quantity/Base number*100

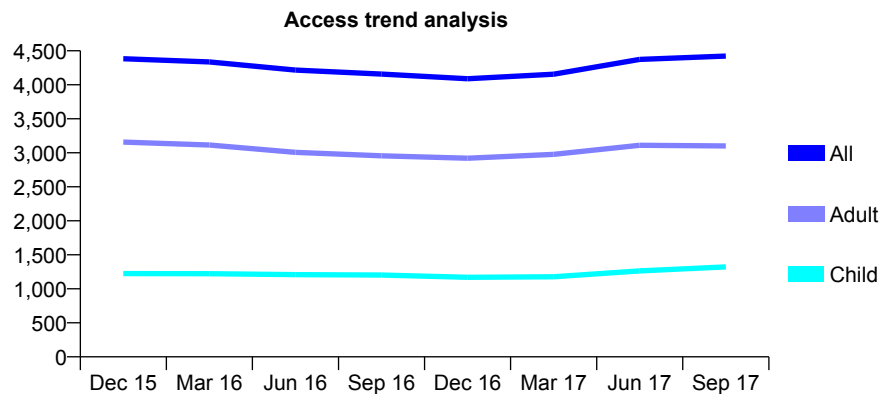
Q67 - Vital Signs At a Glance Contract Report for 195081/0002 - September 2017

Name or company name	Photay and Associates
Contract type name	GDS Contract
Purpose of contract	General
Contract start date	16/11/2013
Contract end date	

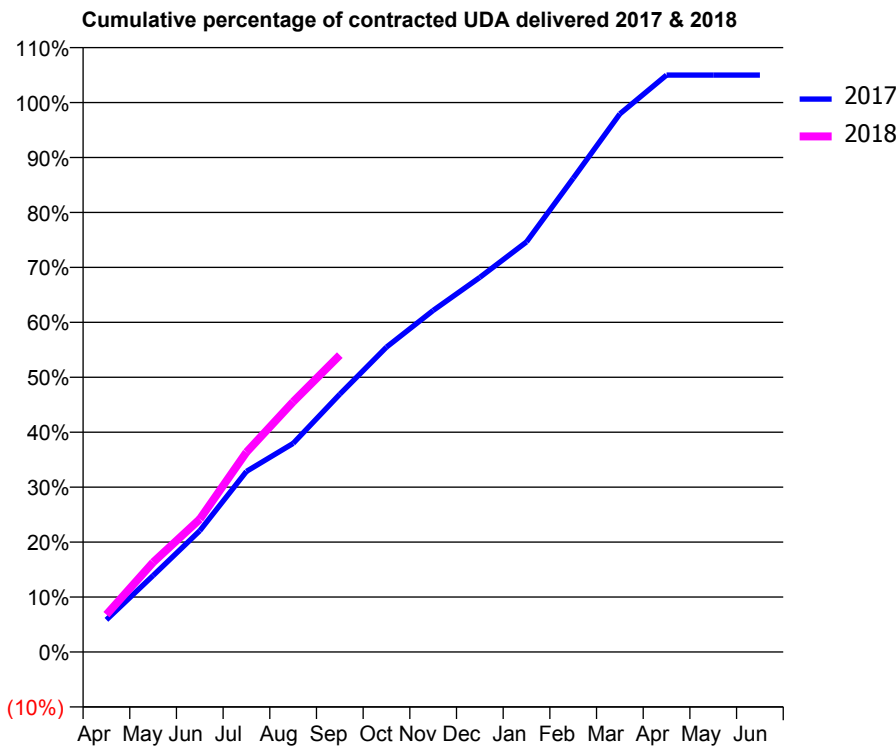
17/18 Contracted general activity (UDA)	10,027
Carry forward general activity (UDA)	-201
17/18 Contracted orthodontic activity (UOA)	0
Carry forward orthodontic activity (UOA)	0
Baseline contract value	£282,056.26

ACCESS*

Patients seen in 24 months	Total	Change since previous quarter
Quarter ending September 2016	4,158	
Quarter ending December 2016	4,090	↓
Quarter ending March 2017	4,155	→
Quarter ending June 2017	4,373	↑
Quarter ending September 2017	4,422	→
Variance since September 2016	6.3%	↑



ACTIVITY



Month	Adjusted Scheduled Activity (UDA)	
	2017	2018
April	587	683
May	1,396	1,635
June	2,213	2,425
July	3,295	3,647
August	3,808	4,565
September	4,705	5,418
October	5,563	
November	6,232	
December	6,836	
January	7,484	
February	8,643	
March	9,819	
April	10,528	
May	10,528	
June	10,528	

QUALITY

	Quantity	Base Number	Contract	AT	Region	England
% of FP17s for the same patient ID Re-attending within 3 months - Children	45	868	5.2%	11.4%	11.4%	11.9%
% of FP17s for the same patient ID Re-attending within 3 months - Adults	134	1,727	7.8%	16.4%	15.7%	15.9%
% of FP17s for the same patient ID Re-attending between 3 & 9 months - Children	278	868	32.0%	55.5%	60.6%	58.1%
% of FP17s for the same patient ID Re-attending between 3 & 9 months - Adults	537	1,727	31.1%	48.7%	52.0%	50.6%
% of FP17s for Band 1 Urgent Courses	153	2,227	6.9%	10.7%	9.6%	9.1%
% of FP17s Relating to Free Repair or Replacements	7	2,227	0.3%	0.6%	0.7%	0.8%
% of FP17s Relating to Continuations	10	2,227	0.4%	0.8%	1.0%	1.1%
% of Patients satisfied with the dentistry they have received	6	6	N/A	89.6%	91.6%	91.4%
% of Patients satisfied with the time they had to wait for an appointment	6	6	N/A	87.0%	87.9%	87.7%

* This is based on patients treated on this contract for their most recent course of treatment. Figures in italics indicate the base number of FP17s or Patient Questionnaire responses are less than 100. N/A is shown where the base number of responses is less than 10 during the period. % is calculated as Quantity/Base number*100

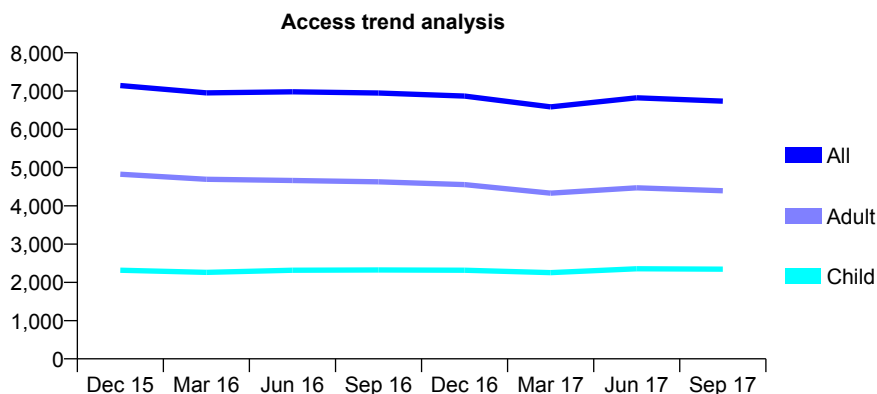
Q67 - Vital Signs At a Glance Contract Report for 195081/0003 - September 2017

Name or company name	Photay and Associates
Contract type name	GDS Contract
Purpose of contract	General
Contract start date	16/11/2013
Contract end date	

17/18 Contracted general activity (UDA)	16,891
Carry forward general activity (UDA)	-142
17/18 Contracted orthodontic activity (UOA)	0
Carry forward orthodontic activity (UOA)	0
Baseline contract value	£417,699.71

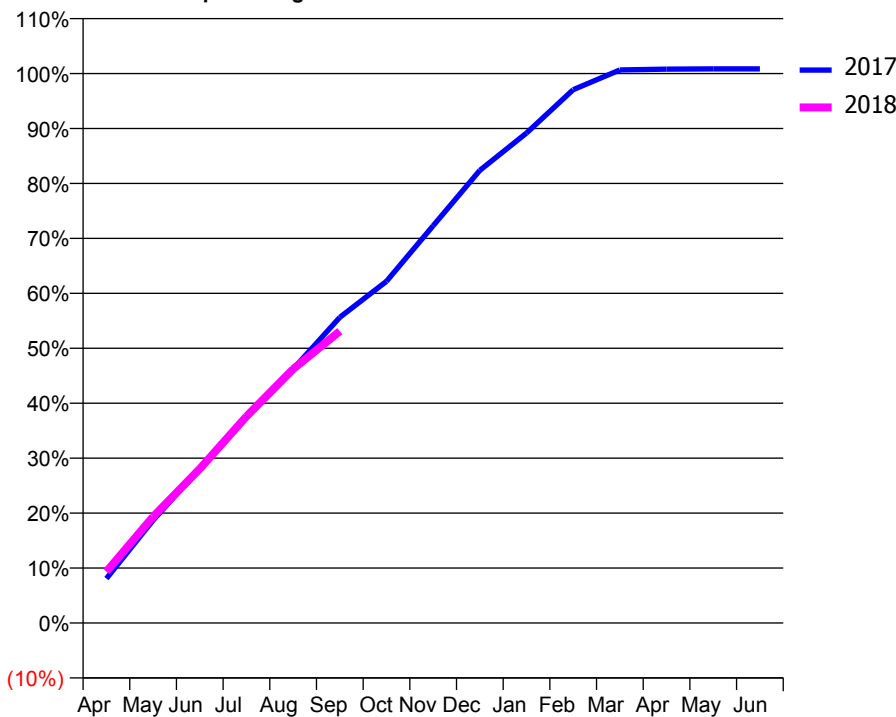
ACCESS*

Patients seen in 24 months	Total	Change since previous quarter
Quarter ending September 2016	6,950	
Quarter ending December 2016	6,870	↓
Quarter ending March 2017	6,586	↓
Quarter ending June 2017	6,823	↑
Quarter ending September 2017	6,738	↓
Variance since September 2016	(3.1%)	↓



ACTIVITY

Cumulative percentage of contracted UDA delivered 2017 & 2018



Month	Adjusted Scheduled Activity (UDA)	
	2017	2018
April	1,366	1,579
May	3,156	3,270
June	4,749	4,740
July	6,327	6,352
August	7,805	7,808
September	9,395	8,972
October	10,503	
November	12,214	
December	13,912	
January	15,060	
February	16,393	
March	17,001	
April	17,025	
May	17,031	
June	17,032	

QUALITY

	Quantity	Base Number	Contract	AT	Region	England
% of FP17s for the same patient ID Re-attending within 3 months - Children	121	1,692	7.2%	11.4%	11.4%	11.9%
% of FP17s for the same patient ID Re-attending within 3 months - Adults	372	2,622	14.2%	16.4%	15.7%	15.9%
% of FP17s for the same patient ID Re-attending between 3 & 9 months - Children	810	1,692	47.9%	55.5%	60.6%	58.1%
% of FP17s for the same patient ID Re-attending between 3 & 9 months - Adults	919	2,622	35.0%	48.7%	52.0%	50.6%
% of FP17s for Band 1 Urgent Courses	340	4,290	7.9%	10.7%	9.6%	9.1%
% of FP17s Relating to Free Repair or Replacements	37	4,290	0.9%	0.6%	0.7%	0.8%
% of FP17s Relating to Continuations	63	4,290	1.5%	0.8%	1.0%	1.1%
% of Patients satisfied with the dentistry they have received	9	11	81.8%	89.6%	91.6%	91.4%
% of Patients satisfied with the time they had to wait for an appointment	7	11	63.6%	87.0%	87.9%	87.7%

* This is based on patients treated on this contract for their most recent course of treatment. Figures in italics indicate the base number of FP17s or Patient Questionnaire responses are less than 100. N/A is shown where the base number of responses is less than 10 during the period. % is calculated as Quantity/Base number*100

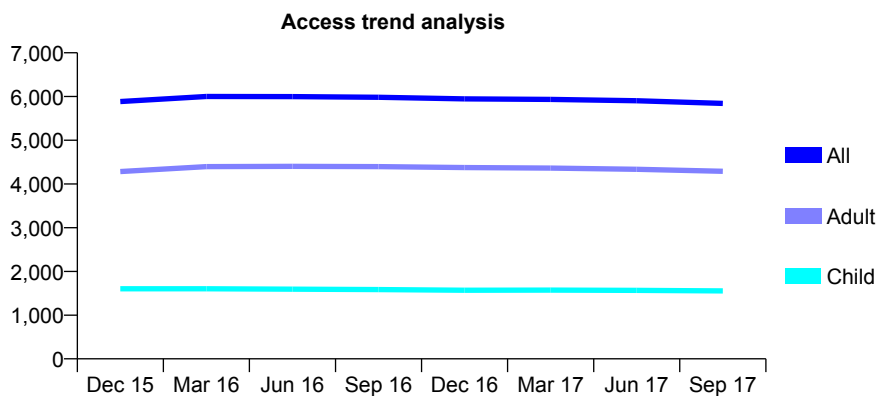
Q67 - Vital Signs At a Glance Contract Report for 196770/0001 - September 2017

Name or company name	Simply Bright
Contract type name	GDS Contract
Purpose of contract	General
Contract start date	01/06/2011
Contract end date	

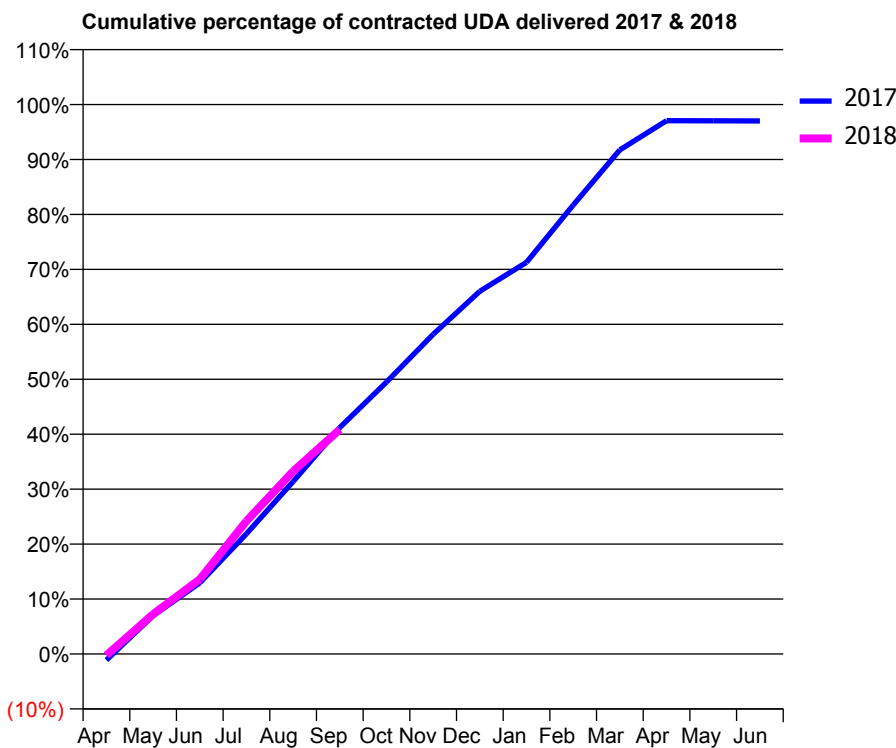
17/18 Contracted general activity (UDA)	14,148
Carry forward general activity (UDA)	424
17/18 Contracted orthodontic activity (UOA)	0
Carry forward orthodontic activity (UOA)	0
Baseline contract value	£376,540.05

ACCESS*

Patients seen in 24 months	Total	Change since previous quarter
Quarter ending September 2016	5,982	
Quarter ending December 2016	5,945	→
Quarter ending March 2017	5,933	→
Quarter ending June 2017	5,902	→
Quarter ending September 2017	5,844	→
Variance since September 2016	(2.3%)	↓



ACTIVITY



Month	Adjusted Scheduled Activity (UDA)	
	2017	2018
April	-158	-37
May	986	1,028
June	1,833	1,924
July	3,094	3,426
August	4,441	4,704
September	5,831	5,782
October	7,001	
November	8,230	
December	9,339	
January	10,087	
February	11,558	
March	12,978	
April	13,731	
May	13,727	
June	13,723	

QUALITY

	Quantity	Base Number	Contract	AT	Region	England
% of FP17s for the same patient ID Re-attending within 3 months - Children	78	1,276	6.1%	11.4%	11.4%	11.9%
% of FP17s for the same patient ID Re-attending within 3 months - Adults	286	2,860	10.0%	16.4%	15.7%	15.9%
% of FP17s for the same patient ID Re-attending between 3 & 9 months - Children	866	1,276	67.9%	55.5%	60.6%	58.1%
% of FP17s for the same patient ID Re-attending between 3 & 9 months - Adults	1,598	2,860	55.9%	48.7%	52.0%	50.6%
% of FP17s for Band 1 Urgent Courses	152	3,454	4.4%	10.7%	9.6%	9.1%
% of FP17s Relating to Free Repair or Replacements	16	3,454	0.5%	0.6%	0.7%	0.8%
% of FP17s Relating to Continuations	38	3,454	1.1%	0.8%	1.0%	1.1%
% of Patients satisfied with the dentistry they have received	10	11	90.9%	89.6%	91.6%	91.4%
% of Patients satisfied with the time they had to wait for an appointment	10	11	90.9%	87.0%	87.9%	87.7%

* This is based on patients treated on this contract for their most recent course of treatment. Figures in italics indicate the base number of FP17s or Patient Questionnaire responses are less than 100. N/A is shown where the base number of responses is less than 10 during the period. % is calculated as Quantity/Base number*100

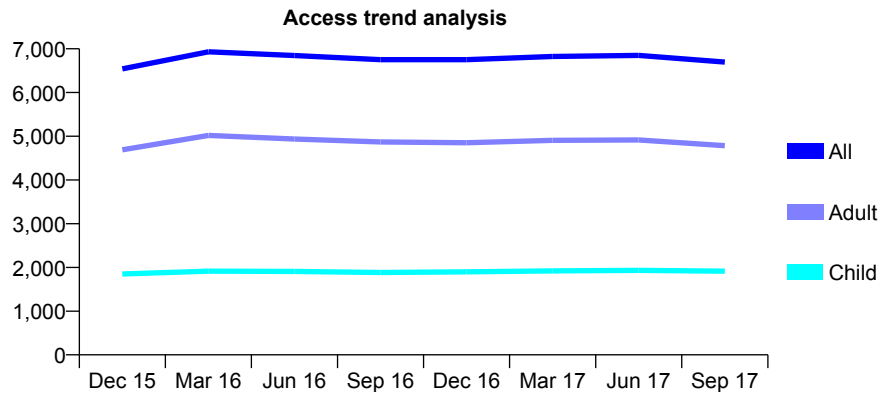
Q67 - Vital Signs At a Glance Contract Report for 196770/0002 - September 2017

Name or company name	Simply Bright
Contract type name	GDS Contract
Purpose of contract	General
Contract start date	01/06/2011
Contract end date	

17/18 Contracted general activity (UDA)	18,000
Carry forward general activity (UDA)	272
17/18 Contracted orthodontic activity (UOA)	0
Carry forward orthodontic activity (UOA)	0
Baseline contract value	£477,969.60

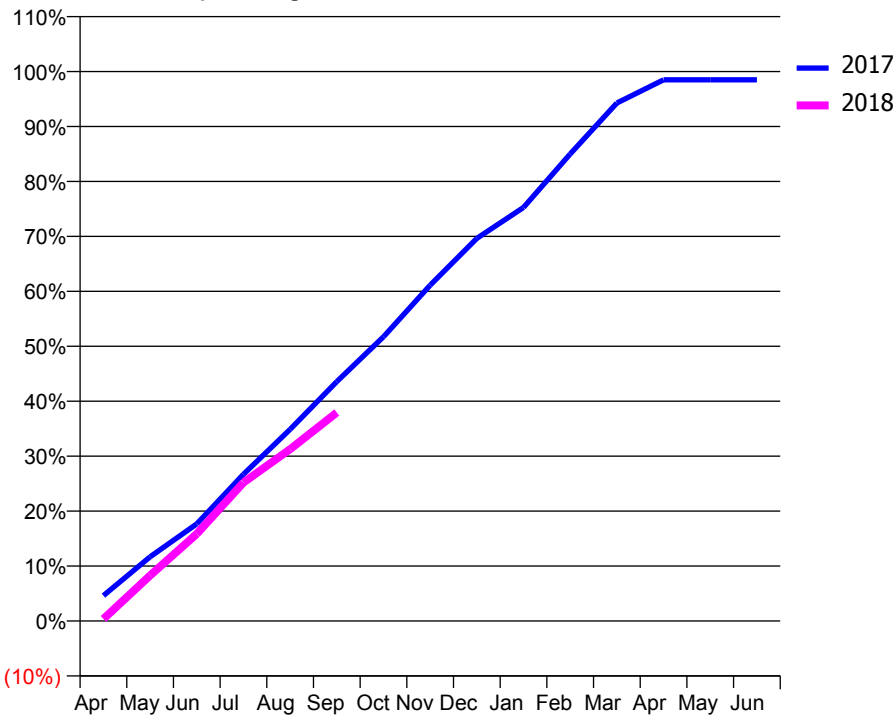
ACCESS*

Patients seen in 24 months	Total	Change since previous quarter
Quarter ending September 2016	6,752	
Quarter ending December 2016	6,751	→
Quarter ending March 2017	6,826	→
Quarter ending June 2017	6,849	→
Quarter ending September 2017	6,696	↓
Variance since September 2016	(0.8%)	→



ACTIVITY

Cumulative percentage of contracted UDA delivered 2017 & 2018



Month	Adjusted Scheduled Activity (UDA)	
	2017	2018
April	831	69
May	2,105	1,492
June	3,181	2,853
July	4,809	4,535
August	6,277	5,628
September	7,844	6,828
October	9,312	
November	11,001	
December	12,533	
January	13,546	
February	15,301	
March	16,969	
April	17,726	
May	17,727	
June	17,727	

QUALITY

	Quantity	Base Number	Contract	AT	Region	England
% of FP17s for the same patient ID Re-attending within 3 months - Children	62	1,092	5.7%	11.4%	11.4%	11.9%
% of FP17s for the same patient ID Re-attending within 3 months - Adults	327	2,543	12.9%	16.4%	15.7%	15.9%
% of FP17s for the same patient ID Re-attending between 3 & 9 months - Children	487	1,092	44.6%	55.5%	60.6%	58.1%
% of FP17s for the same patient ID Re-attending between 3 & 9 months - Adults	1,212	2,543	47.7%	48.7%	52.0%	50.6%
% of FP17s for Band 1 Urgent Courses	323	3,338	9.7%	10.7%	9.6%	9.1%
% of FP17s Relating to Free Repair or Replacements	40	3,338	1.2%	0.6%	0.7%	0.8%
% of FP17s Relating to Continuations	50	3,338	1.5%	0.8%	1.0%	1.1%
% of Patients satisfied with the dentistry they have received	18	19	94.7%	89.6%	91.6%	91.4%
% of Patients satisfied with the time they had to wait for an appointment	15	19	78.9%	87.0%	87.9%	87.7%

* This is based on patients treated on this contract for their most recent course of treatment. Figures in italics indicate the base number of FP17s or Patient Questionnaire responses are less than 100. N/A is shown where the base number of responses is less than 10 during the period. % is calculated as Quantity/Base number*100

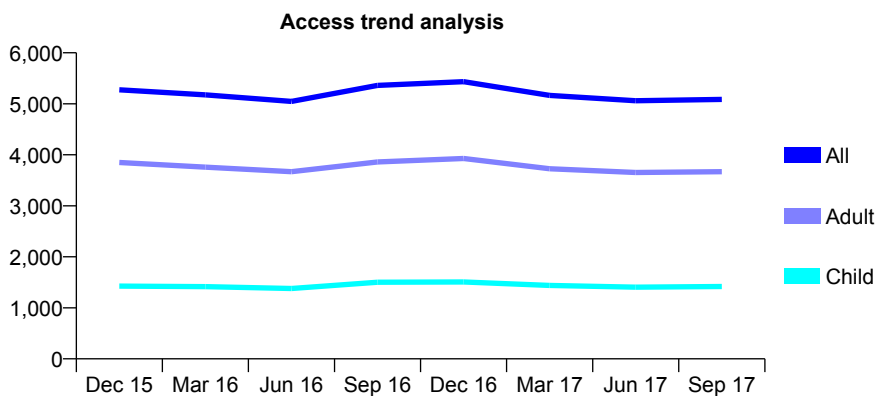
Q67 - Vital Signs At a Glance Contract Report for 196940/0001 - September 2017

Name or company name	Mazdak Eyrumlu and Azad Eyrumlu
Contract type name	GDS Contract
Purpose of contract	General
Contract start date	01/04/2013
Contract end date	

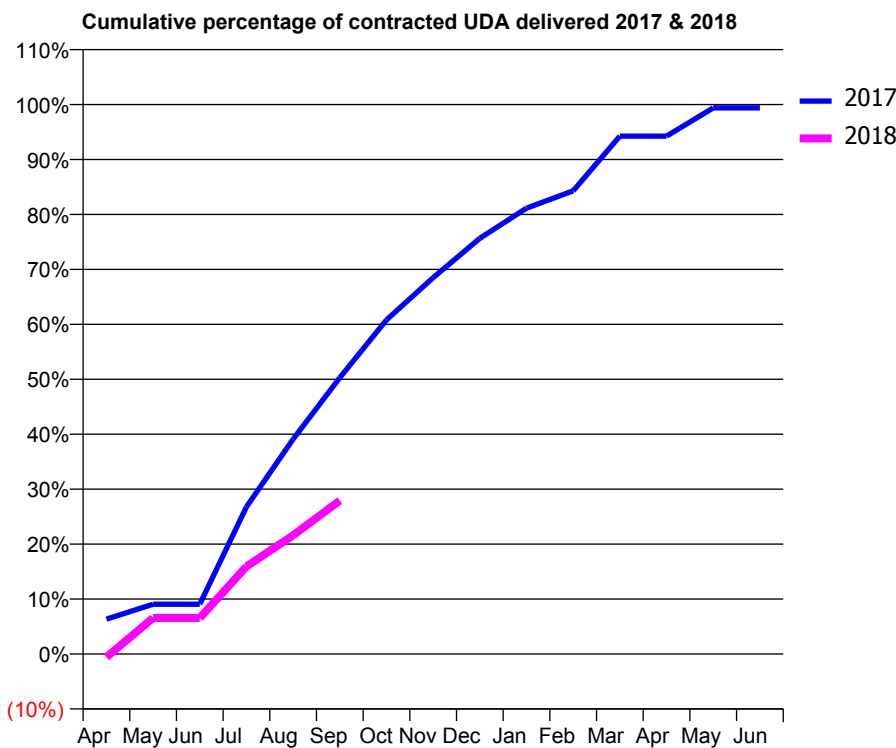
17/18 Contracted general activity (UDA)	19,344
Carry forward general activity (UDA)	117
17/18 Contracted orthodontic activity (UOA)	0
Carry forward orthodontic activity (UOA)	0
Baseline contract value	£565,420.58

ACCESS*

Patients seen in 24 months	Total	Change since previous quarter
Quarter ending September 2016	5,361	
Quarter ending December 2016	5,434	→
Quarter ending March 2017	5,165	↓
Quarter ending June 2017	5,060	↓
Quarter ending September 2017	5,087	→
Variance since September 2016	(5.1%)	↓



ACTIVITY



Month	Adjusted Scheduled Activity (UDA)	
	2017	2018
April	1,230	-117
May	1,752	1,270
June	1,755	1,270
July	5,179	3,082
August	7,565	4,180
September	9,729	5,402
October	11,762	
November	13,247	
December	14,632	
January	15,695	
February	16,307	
March	18,229	
April	18,229	
May	19,226	
June	19,226	

QUALITY

	Quantity	Base Number	Contract	AT	Region	England
% of FP17s for the same patient ID Re-attending within 3 months - Children	87	779	11.2%	11.4%	11.4%	11.9%
% of FP17s for the same patient ID Re-attending within 3 months - Adults	359	1,770	20.3%	16.4%	15.7%	15.9%
% of FP17s for the same patient ID Re-attending between 3 & 9 months - Children	279	779	35.8%	55.5%	60.6%	58.1%
% of FP17s for the same patient ID Re-attending between 3 & 9 months - Adults	618	1,770	34.9%	48.7%	52.0%	50.6%
% of FP17s for Band 1 Urgent Courses	378	2,278	16.6%	10.7%	9.6%	9.1%
% of FP17s Relating to Free Repair or Replacements	12	2,278	0.5%	0.6%	0.7%	0.8%
% of FP17s Relating to Continuations	53	2,278	2.3%	0.8%	1.0%	1.1%
% of Patients satisfied with the dentistry they have received	14	14	100.0%	89.6%	91.6%	91.4%
% of Patients satisfied with the time they had to wait for an appointment	13	14	92.9%	87.0%	87.9%	87.7%

* This is based on patients treated on this contract for their most recent course of treatment. Figures in italics indicate the base number of FP17s or Patient Questionnaire responses are less than 100. N/A is shown where the base number of responses is less than 10 during the period. % is calculated as Quantity/Base number*100

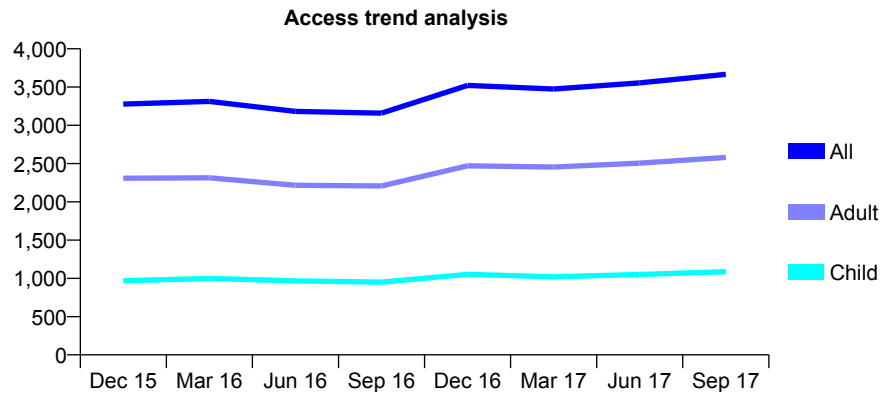
Q67 - Vital Signs At a Glance Contract Report for 196940/0002 - September 2017

Name or company name	Mazdak Eyrumlu and Azad Eyrumlu
Contract type name	GDS Contract
Purpose of contract	General
Contract start date	14/02/2014
Contract end date	

17/18 Contracted general activity (UDA)	10,620
Carry forward general activity (UDA)	-213
17/18 Contracted orthodontic activity (UOA)	0
Carry forward orthodontic activity (UOA)	0
Baseline contract value	£302,306.94

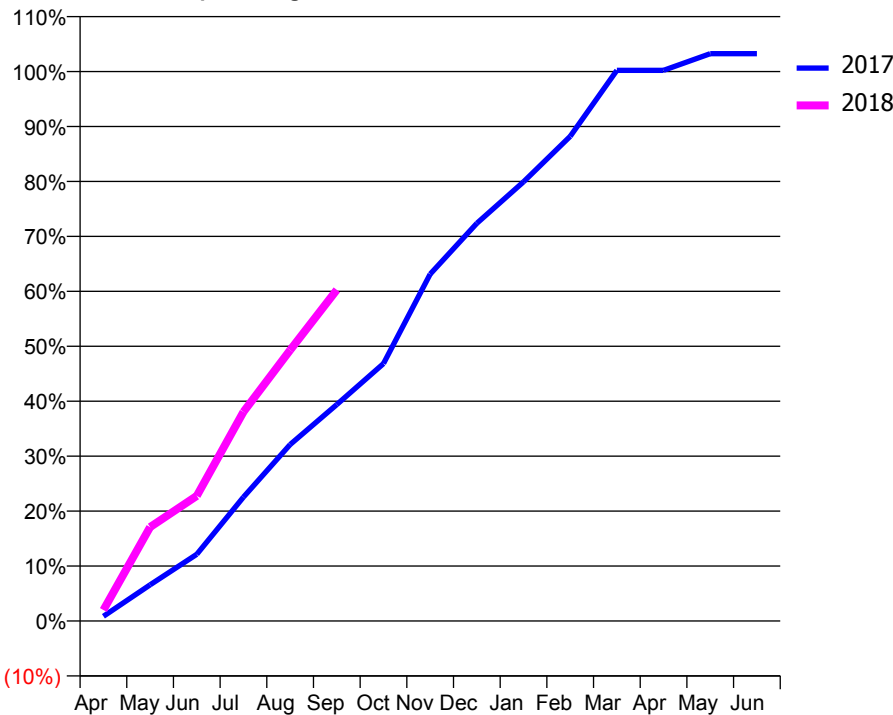
ACCESS*

Patients seen in 24 months	Total	Change since previous quarter
Quarter ending September 2016	3,159	
Quarter ending December 2016	3,522	↑
Quarter ending March 2017	3,475	↓
Quarter ending June 2017	3,555	↑
Quarter ending September 2017	3,667	↑
Variance since September 2016	16.1%	↑



ACTIVITY

Cumulative percentage of contracted UDA delivered 2017 & 2018



Month	Adjusted Scheduled Activity (UDA)	
	2017	2018
April	92	213
May	700	1,814
June	1,290	2,418
July	2,394	4,041
August	3,411	5,236
September	4,183	6,402
October	4,974	
November	6,705	
December	7,687	
January	8,487	
February	9,366	
March	10,642	
April	10,642	
May	10,963	
June	10,963	

QUALITY

	Quantity	Base Number	Contract	AT	Region	England
% of FP17s for the same patient ID Re-attending within 3 months - Children	51	691	7.4%	11.4%	11.4%	11.9%
% of FP17s for the same patient ID Re-attending within 3 months - Adults	260	1,381	18.8%	16.4%	15.7%	15.9%
% of FP17s for the same patient ID Re-attending between 3 & 9 months - Children	238	691	34.4%	55.5%	60.6%	58.1%
% of FP17s for the same patient ID Re-attending between 3 & 9 months - Adults	342	1,381	24.8%	48.7%	52.0%	50.6%
% of FP17s for Band 1 Urgent Courses	358	1,994	18.0%	10.7%	9.6%	9.1%
% of FP17s Relating to Free Repair or Replacements	1	1,994	0.1%	0.6%	0.7%	0.8%
% of FP17s Relating to Continuations	18	1,994	0.9%	0.8%	1.0%	1.1%
% of Patients satisfied with the dentistry they have received	4	4	N/A	89.6%	91.6%	91.4%
% of Patients satisfied with the time they had to wait for an appointment	3	4	N/A	87.0%	87.9%	87.7%

* This is based on patients treated on this contract for their most recent course of treatment. Figures in italics indicate the base number of FP17s or Patient Questionnaire responses are less than 100. N/A is shown where the base number of responses is less than 10 during the period. % is calculated as Quantity/Base number*100

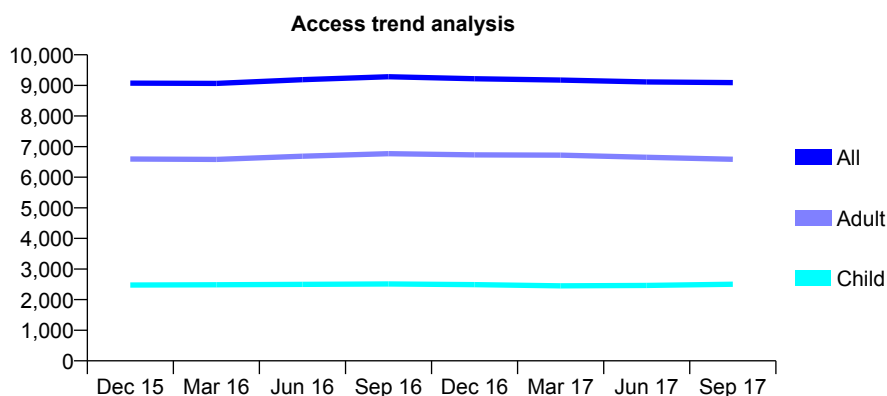
Q67 - Vital Signs At a Glance Contract Report for 199907/0001 - September 2017

Name or company name	Maidstone Dental Care Ltd
Contract type name	GDS Contract
Purpose of contract	General
Contract start date	01/06/2008
Contract end date	

17/18 Contracted general activity (UDA)	25,840
Carry forward general activity (UDA)	-403
17/18 Contracted orthodontic activity (UOA)	0
Carry forward orthodontic activity (UOA)	0
Baseline contract value	£639,000.70

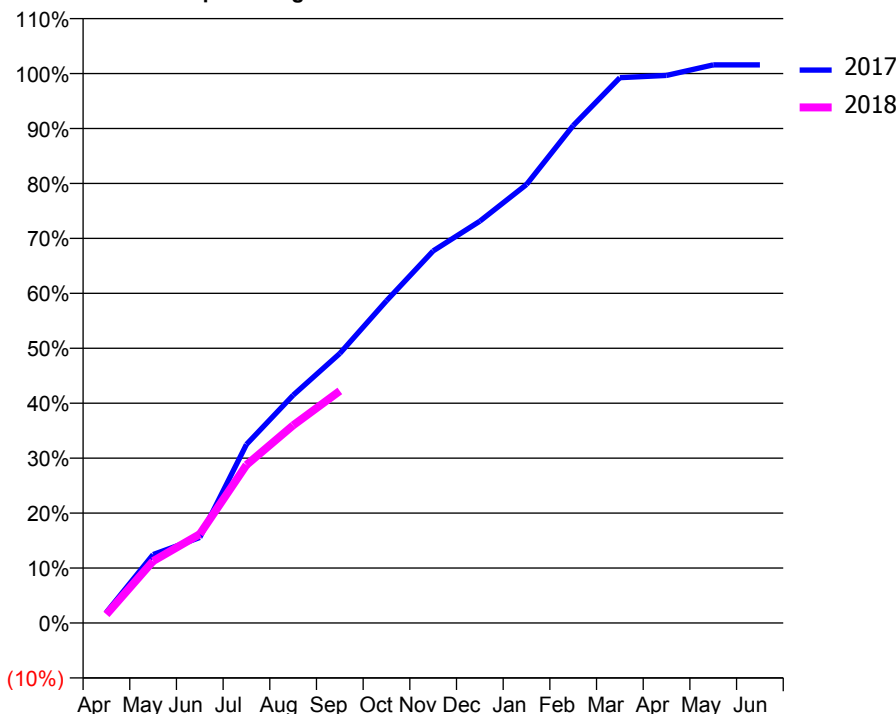
ACCESS*

Patients seen in 24 months	Total	Change since previous quarter
Quarter ending September 2016	9,283	
Quarter ending December 2016	9,219	→
Quarter ending March 2017	9,175	→
Quarter ending June 2017	9,115	→
Quarter ending September 2017	9,090	→
Variance since September 2016	(2.1%)	↓



ACTIVITY

Cumulative percentage of contracted UDA delivered 2017 & 2018



Month	Adjusted Scheduled Activity (UDA)	
	2017	2018
April	506	403
May	3,221	2,916
June	4,023	4,182
July	8,400	7,434
August	10,713	9,295
September	12,678	10,912
October	15,153	
November	17,496	
December	18,898	
January	20,622	
February	23,390	
March	25,644	
April	25,753	
May	26,242	
June	26,242	

QUALITY

	Quantity	Base Number	Contract	AT	Region	England
% of FP17s for the same patient ID Re-attending within 3 months - Children	92	1,645	5.6%	11.4%	11.4%	11.9%
% of FP17s for the same patient ID Re-attending within 3 months - Adults	482	3,742	12.9%	16.4%	15.7%	15.9%
% of FP17s for the same patient ID Re-attending between 3 & 9 months - Children	977	1,645	59.4%	55.5%	60.6%	58.1%
% of FP17s for the same patient ID Re-attending between 3 & 9 months - Adults	1,999	3,742	53.4%	48.7%	52.0%	50.6%
% of FP17s for Band 1 Urgent Courses	451	5,123	8.8%	10.7%	9.6%	9.1%
% of FP17s Relating to Free Repair or Replacements	36	5,123	0.7%	0.6%	0.7%	0.8%
% of FP17s Relating to Continuations	71	5,123	1.4%	0.8%	1.0%	1.1%
% of Patients satisfied with the dentistry they have received	14	15	93.3%	89.6%	91.6%	91.4%
% of Patients satisfied with the time they had to wait for an appointment	13	15	86.7%	87.0%	87.9%	87.7%

* This is based on patients treated on this contract for their most recent course of treatment. Figures in italics indicate the base number of FP17s or Patient Questionnaire responses are less than 100. N/A is shown where the base number of responses is less than 10 during the period. % is calculated as Quantity/Base number*100

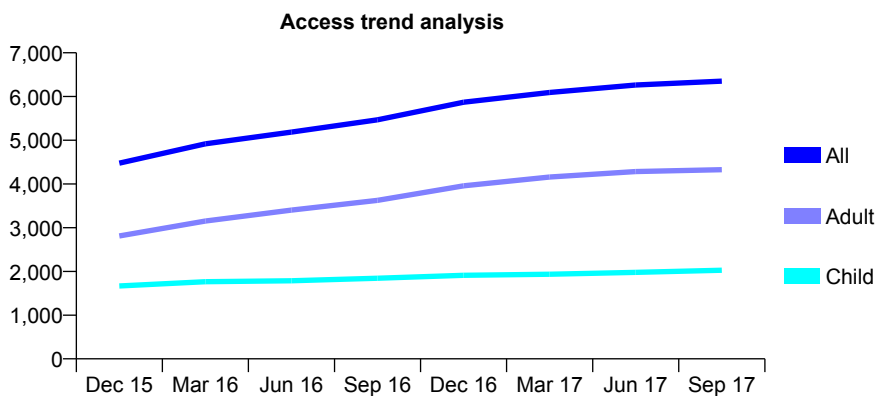
Q67 - Vital Signs At a Glance Contract Report for 203769/0002 - September 2017

Name or company name	MR CP DE LANGE
Contract type name	GDS Contract
Purpose of contract	General
Contract start date	04/04/2011
Contract end date	

17/18 Contracted general activity (UDA)	16,998
Carry forward general activity (UDA)	-322
17/18 Contracted orthodontic activity (UOA)	0
Carry forward orthodontic activity (UOA)	0
Baseline contract value	£435,952.80

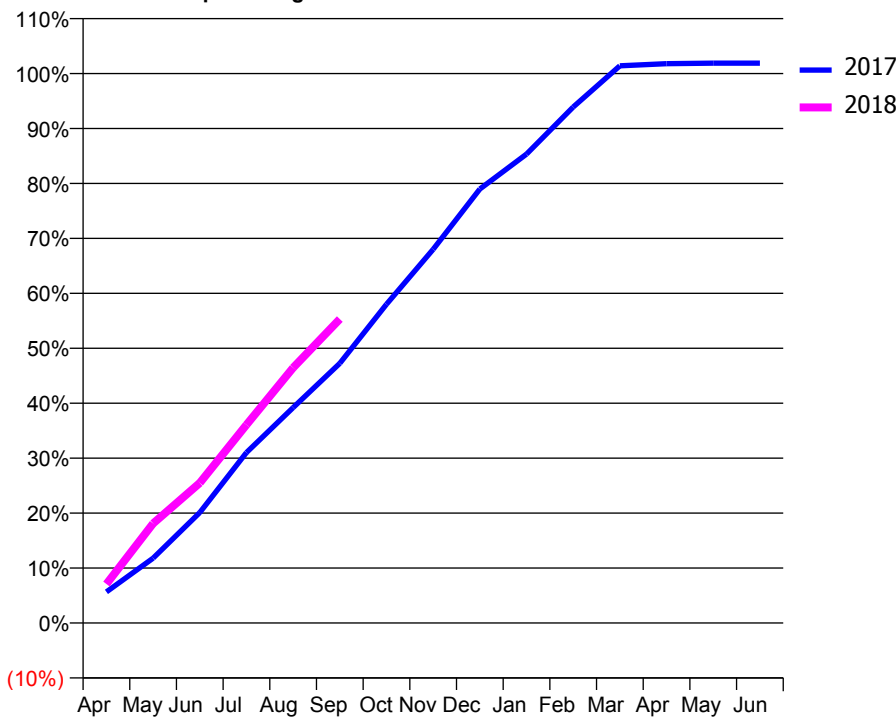
ACCESS*

Patients seen in 24 months	Total	Change since previous quarter
Quarter ending September 2016	5,468	
Quarter ending December 2016	5,870	↑
Quarter ending March 2017	6,094	↑
Quarter ending June 2017	6,264	↑
Quarter ending September 2017	6,353	→
Variance since September 2016	16.2%	↑



ACTIVITY

Cumulative percentage of contracted UDA delivered 2017 & 2018



Month	Adjusted Scheduled Activity (UDA)	
	2017	2018
April	965	1,208
May	2,007	3,080
June	3,419	4,335
July	5,276	6,132
August	6,664	7,898
September	8,035	9,403
October	9,863	
November	11,559	
December	13,423	
January	14,506	
February	15,959	
March	17,235	
April	17,303	
May	17,320	
June	17,320	

QUALITY

	Quantity	Base Number	Contract	AT	Region	England
% of FP17s for the same patient ID Re-attending within 3 months - Children	68	1,379	4.9%	11.4%	11.4%	11.9%
% of FP17s for the same patient ID Re-attending within 3 months - Adults	355	2,697	13.2%	16.4%	15.7%	15.9%
% of FP17s for the same patient ID Re-attending between 3 & 9 months - Children	492	1,379	35.7%	55.5%	60.6%	58.1%
% of FP17s for the same patient ID Re-attending between 3 & 9 months - Adults	1,146	2,697	42.5%	48.7%	52.0%	50.6%
% of FP17s for Band 1 Urgent Courses	324	4,018	8.1%	10.7%	9.6%	9.1%
% of FP17s Relating to Free Repair or Replacements	15	4,018	0.4%	0.6%	0.7%	0.8%
% of FP17s Relating to Continuations	10	4,018	0.2%	0.8%	1.0%	1.1%
% of Patients satisfied with the dentistry they have received	9	12	75.0%	89.6%	91.6%	91.4%
% of Patients satisfied with the time they had to wait for an appointment	9	12	75.0%	87.0%	87.9%	87.7%

* This is based on patients treated on this contract for their most recent course of treatment. Figures in italics indicate the base number of FP17s or Patient Questionnaire responses are less than 100. N/A is shown where the base number of responses is less than 10 during the period. % is calculated as Quantity/Base number*100

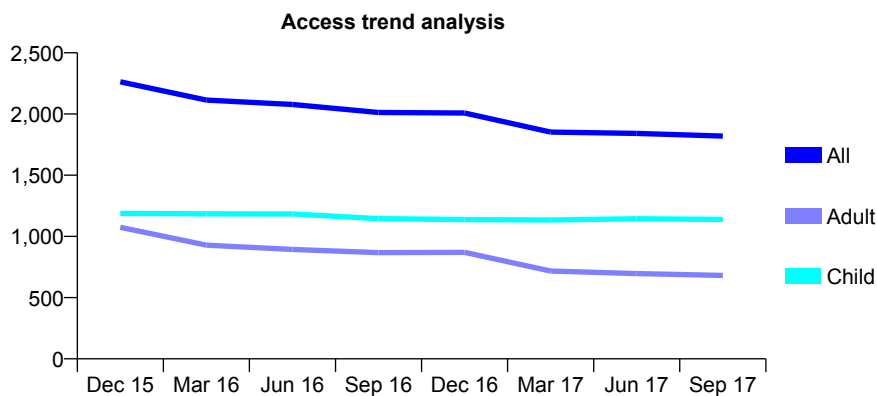
Q67 - Vital Signs At a Glance Contract Report for 205079/0003 - September 2017

Name or company name	MR PR GARROD
Contract type name	GDS Contract
Purpose of contract	General
Contract start date	01/04/2010
Contract end date	

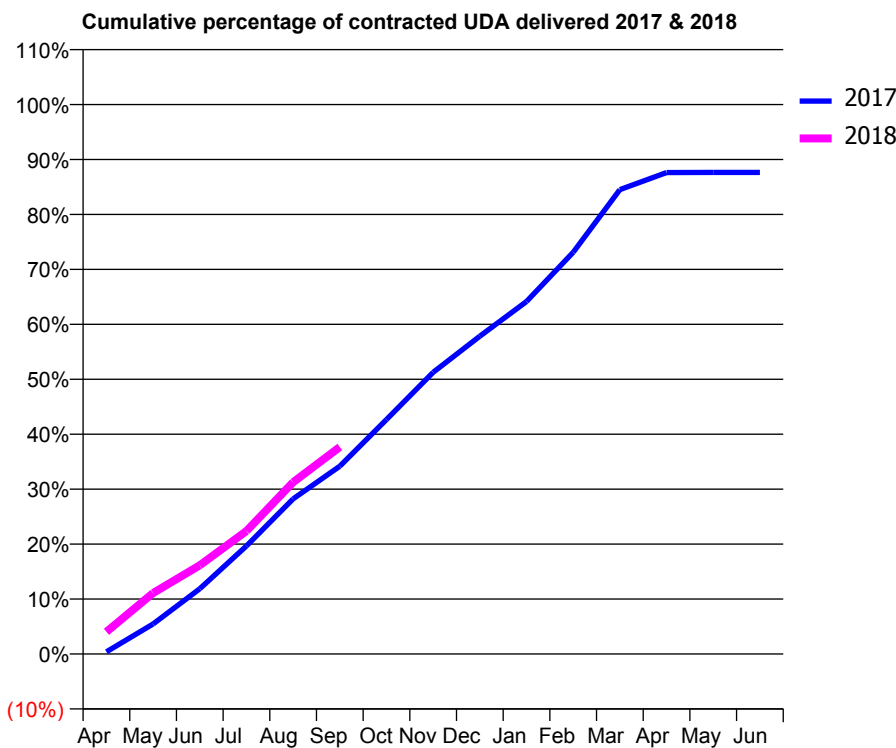
17/18 Contracted general activity (UDA)	5,871
Carry forward general activity (UDA)	0
17/18 Contracted orthodontic activity (UOA)	0
Carry forward orthodontic activity (UOA)	0
Baseline contract value	£149,593.06

ACCESS*

Patients seen in 24 months	Total	Change since previous quarter
Quarter ending September 2016	2,013	
Quarter ending December 2016	2,008	→
Quarter ending March 2017	1,852	↓
Quarter ending June 2017	1,841	→
Quarter ending September 2017	1,820	↓
Variance since September 2016	(9.6%)	↓



ACTIVITY



Month	Adjusted Scheduled Activity (UDA)	
	2017	2018
April	23	238
May	321	652
June	698	948
July	1,154	1,314
August	1,657	1,836
September	2,007	2,212
October	2,505	
November	3,009	
December	3,396	
January	3,766	
February	4,291	
March	4,961	
April	5,144	
May	5,146	
June	5,146	

QUALITY

	Quantity	Base Number	Contract	AT	Region	England
% of FP17s for the same patient ID Re-attending within 3 months - Children	42	917	4.6%	11.4%	11.4%	11.9%
% of FP17s for the same patient ID Re-attending within 3 months - Adults	39	345	11.3%	16.4%	15.7%	15.9%
% of FP17s for the same patient ID Re-attending between 3 & 9 months - Children	622	917	67.8%	55.5%	60.6%	58.1%
% of FP17s for the same patient ID Re-attending between 3 & 9 months - Adults	206	345	59.7%	48.7%	52.0%	50.6%
% of FP17s for Band 1 Urgent Courses	28	1,176	2.4%	10.7%	9.6%	9.1%
% of FP17s Relating to Free Repair or Replacements	0	1,176	0.0%	0.6%	0.7%	0.8%
% of FP17s Relating to Continuations	0	1,176	0.0%	0.8%	1.0%	1.1%
% of Patients satisfied with the dentistry they have received	4	4	N/A	89.6%	91.6%	91.4%
% of Patients satisfied with the time they had to wait for an appointment	4	4	N/A	87.0%	87.9%	87.7%

* This is based on patients treated on this contract for their most recent course of treatment. Figures in italics indicate the base number of FP17s or Patient Questionnaire responses are less than 100. N/A is shown where the base number of responses is less than 10 during the period. % is calculated as Quantity/Base number*100

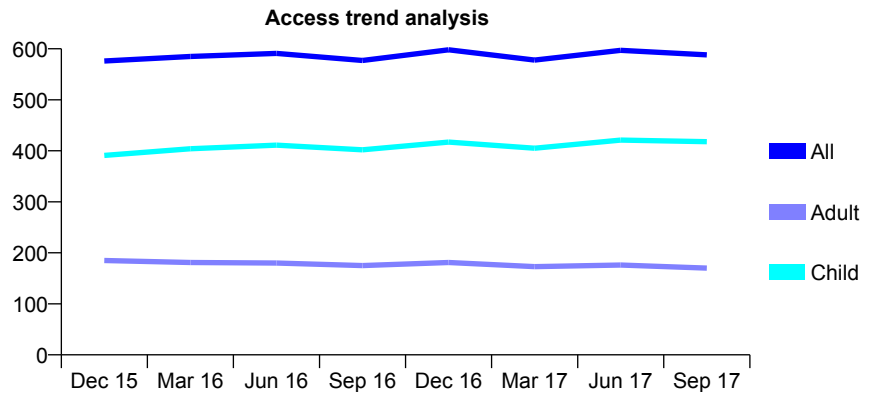
Q67 - Vital Signs At a Glance Contract Report for 210021/0001 - September 2017

Name or company name	MR PK DOWNES
Contract type name	GDS Contract
Purpose of contract	General and Orthodontic
Contract start date	01/04/2006
Contract end date	

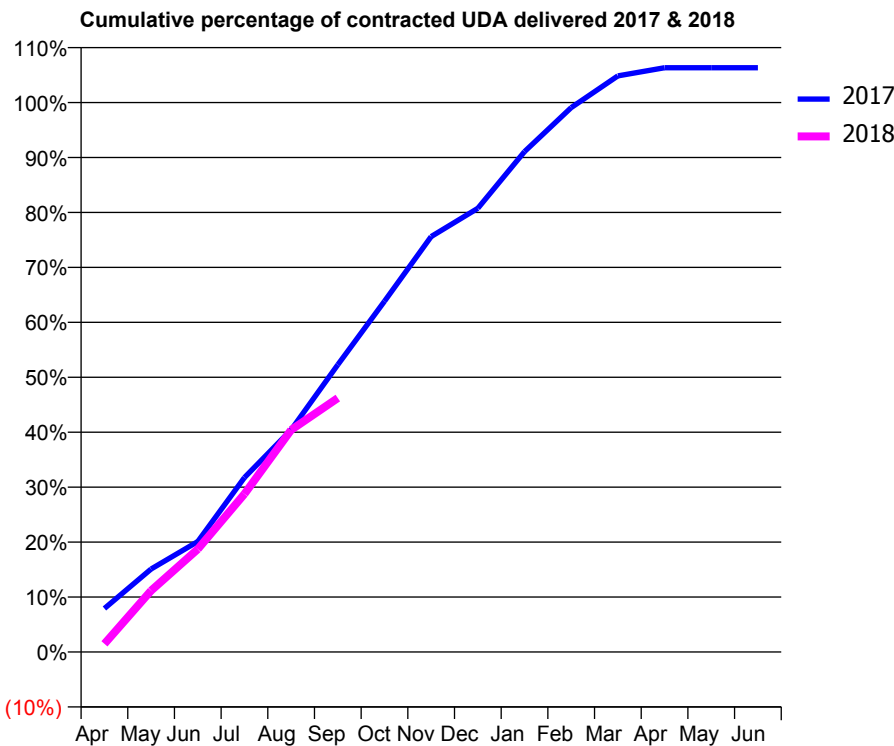
17/18 Contracted general activity (UDA)	1,025
Carry forward general activity (UDA)	0
17/18 Contracted orthodontic activity (UOA)	0
Carry forward orthodontic activity (UOA)	0
Baseline contract value	£27,390.36

ACCESS*

Patients seen in 24 months	Total	Change since previous quarter
Quarter ending September 2016	577	
Quarter ending December 2016	598	↑
Quarter ending March 2017	578	↓
Quarter ending June 2017	597	↑
Quarter ending September 2017	588	↓
Variance since September 2016	1.9%	→



ACTIVITY



Month	Adjusted Scheduled Activity (UDA)	
	2017	2018
April	81	15
May	155	115
June	206	192
July	325	295
August	414	414
September	536	474
October	654	
November	775	
December	828	
January	933	
February	1,015	
March	1,075	
April	1,090	
May	1,090	
June	1,090	

QUALITY

	Quantity	Base Number	Contract	AT	Region	England
% of FP17s for the same patient ID Re-attending within 3 months - Children	12	319	3.8%	11.4%	11.4%	11.9%
% of FP17s for the same patient ID Re-attending within 3 months - Adults	5	78	6.4%	16.4%	15.7%	15.9%
% of FP17s for the same patient ID Re-attending between 3 & 9 months - Children	178	319	55.8%	55.5%	60.6%	58.1%
% of FP17s for the same patient ID Re-attending between 3 & 9 months - Adults	43	78	55.1%	48.7%	52.0%	50.6%
% of FP17s for Band 1 Urgent Courses	13	374	3.5%	10.7%	9.6%	9.1%
% of FP17s Relating to Free Repair or Replacements	0	374	0.0%	0.6%	0.7%	0.8%
% of FP17s Relating to Continuations	0	374	0.0%	0.8%	1.0%	1.1%
% of Patients satisfied with the dentistry they have received	2	2	N/A	89.6%	91.6%	91.4%
% of Patients satisfied with the time they had to wait for an appointment	2	2	N/A	87.0%	87.9%	87.7%

* This is based on patients treated on this contract for their most recent course of treatment. Figures in italics indicate the base number of FP17s or Patient Questionnaire responses are less than 100. N/A is shown where the base number of responses is less than 10 during the period. % is calculated as Quantity/Base number*100

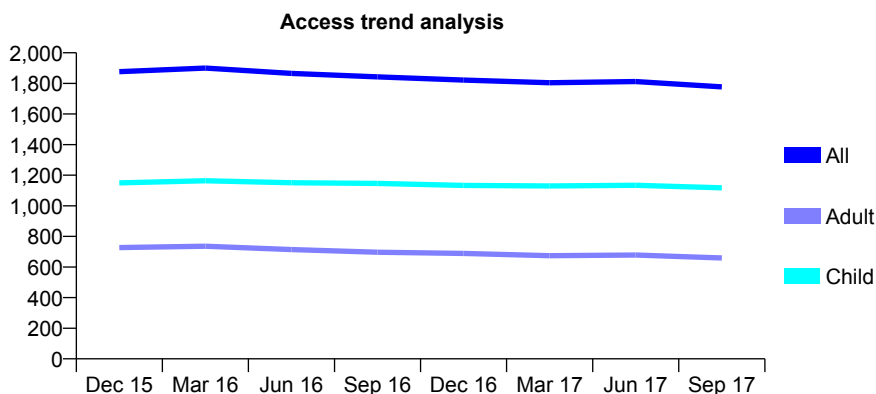
Q67 - Vital Signs At a Glance Contract Report for 210307/0001 - September 2017

Name or company name	MR HM WINSTONE
Contract type name	GDS Contract
Purpose of contract	General
Contract start date	01/04/2006
Contract end date	

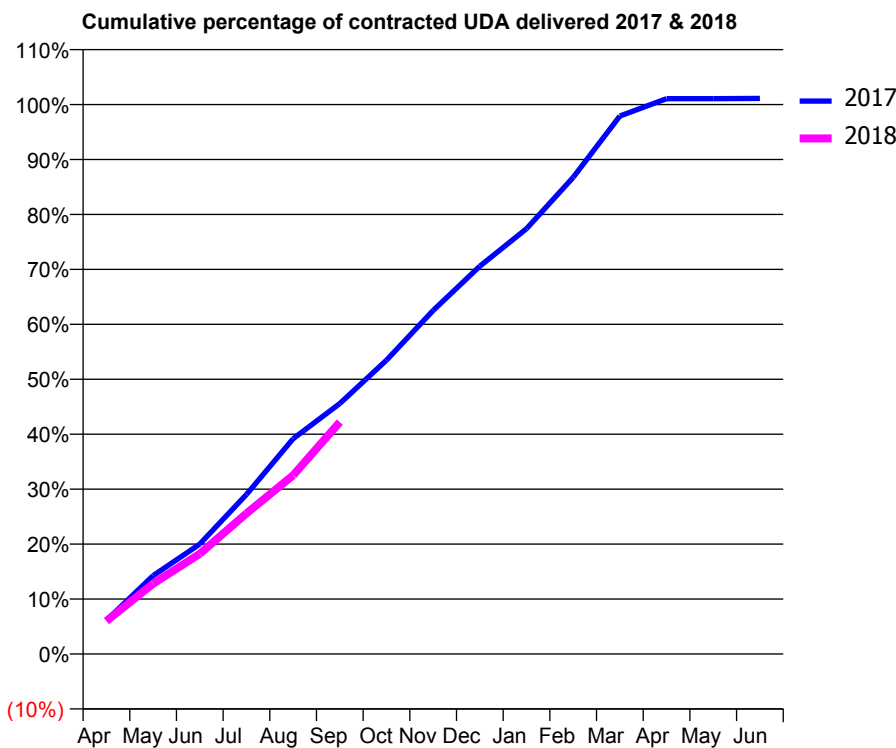
17/18 Contracted general activity (UDA)	4,664
Carry forward general activity (UDA)	-52
17/18 Contracted orthodontic activity (UOA)	0
Carry forward orthodontic activity (UOA)	0
Baseline contract value	£115,336.66

ACCESS*

Patients seen in 24 months	Total	Change since previous quarter
Quarter ending September 2016	1,843	
Quarter ending December 2016	1,822	↓
Quarter ending March 2017	1,804	→
Quarter ending June 2017	1,812	→
Quarter ending September 2017	1,777	↓
Variance since September 2016	(3.6%)	↓



ACTIVITY



Month	Adjusted Scheduled Activity (UDA)	
	2017	2018
April	286	281
May	665	597
June	934	850
July	1,355	1,193
August	1,827	1,517
September	2,126	1,969
October	2,494	
November	2,917	
December	3,292	
January	3,609	
February	4,046	
March	4,566	
April	4,713	
May	4,713	
June	4,715	

QUALITY

	Quantity	Base Number	Contract	AT	Region	England
% of FP17s for the same patient ID Re-attending within 3 months - Children	74	907	8.2%	11.4%	11.4%	11.9%
% of FP17s for the same patient ID Re-attending within 3 months - Adults	56	366	15.3%	16.4%	15.7%	15.9%
% of FP17s for the same patient ID Re-attending between 3 & 9 months - Children	592	907	65.3%	55.5%	60.6%	58.1%
% of FP17s for the same patient ID Re-attending between 3 & 9 months - Adults	211	366	57.7%	48.7%	52.0%	50.6%
% of FP17s for Band 1 Urgent Courses	60	1,180	5.1%	10.7%	9.6%	9.1%
% of FP17s Relating to Free Repair or Replacements	0	1,180	0.0%	0.6%	0.7%	0.8%
% of FP17s Relating to Continuations	0	1,180	0.0%	0.8%	1.0%	1.1%
% of Patients satisfied with the dentistry they have received	2	2	N/A	89.6%	91.6%	91.4%
% of Patients satisfied with the time they had to wait for an appointment	2	2	N/A	87.0%	87.9%	87.7%

* This is based on patients treated on this contract for their most recent course of treatment. Figures in italics indicate the base number of FP17s or Patient Questionnaire responses are less than 100. N/A is shown where the base number of responses is less than 10 during the period. % is calculated as Quantity/Base number*100

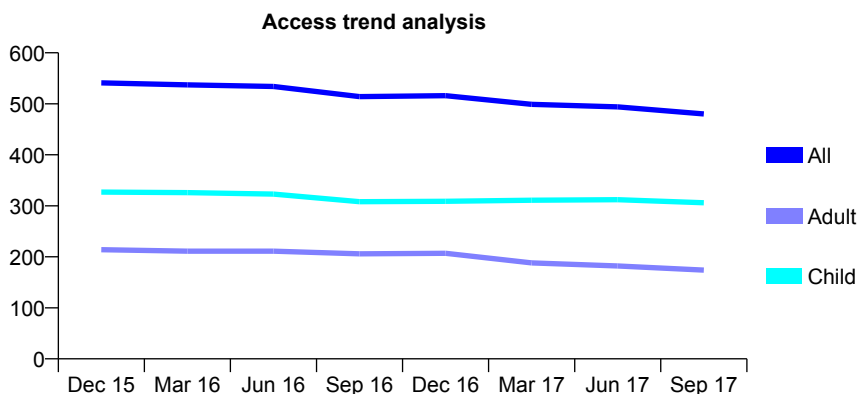
Q67 - Vital Signs At a Glance Contract Report for 219835/0001 - September 2017

Name or company name	MISS JJ HOGAN
Contract type name	GDS Contract
Purpose of contract	General
Contract start date	01/04/2006
Contract end date	

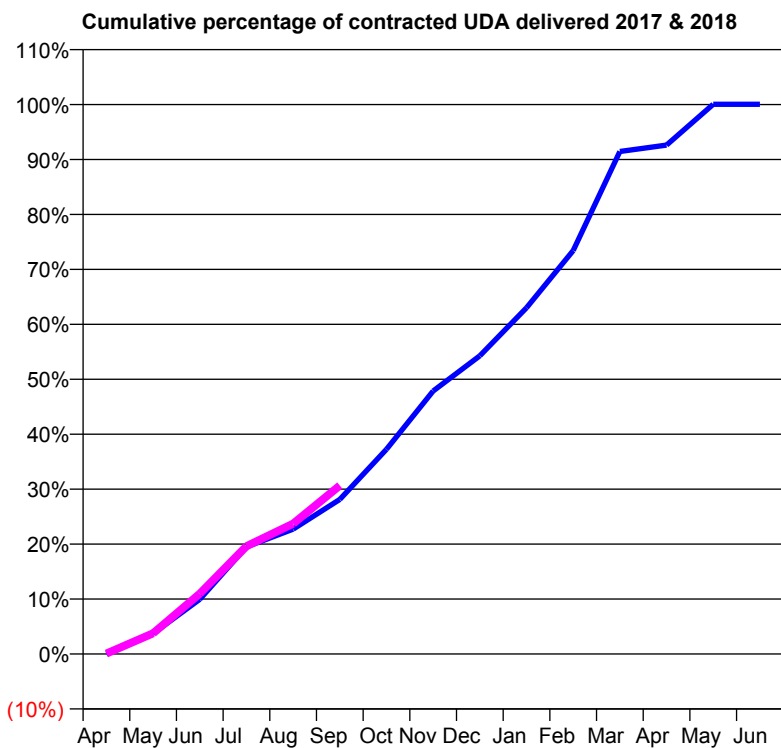
17/18 Contracted general activity (UDA)	1,280
Carry forward general activity (UDA)	-1
17/18 Contracted orthodontic activity (UOA)	0
Carry forward orthodontic activity (UOA)	0
Baseline contract value	£28,775.86

ACCESS*

Patients seen in 24 months	Total	Change since previous quarter
Quarter ending September 2016	514	
Quarter ending December 2016	516	→
Quarter ending March 2017	499	↓
Quarter ending June 2017	494	↓
Quarter ending September 2017	480	↓
Variance since September 2016	(6.6%)	↓



ACTIVITY



Month	Adjusted Scheduled Activity (UDA)	
	2017	2018
April	0	1
May	48	48
June	128	140
July	250	251
August	291	304
September	360	392
October	477	
November	613	
December	695	
January	806	
February	940	
March	1,171	
April	1,186	
May	1,280	
June	1,280	

QUALITY

	Quantity	Base Number	Contract	AT	Region	England
% of FP17s for the same patient ID Re-attending within 3 months - Children	18	218	8.3%	11.4%	11.4%	11.9%
% of FP17s for the same patient ID Re-attending within 3 months - Adults	12	85	14.1%	16.4%	15.7%	15.9%
% of FP17s for the same patient ID Re-attending between 3 & 9 months - Children	87	218	39.9%	55.5%	60.6%	58.1%
% of FP17s for the same patient ID Re-attending between 3 & 9 months - Adults	43	85	50.6%	48.7%	52.0%	50.6%
% of FP17s for Band 1 Urgent Courses	12	234	5.1%	10.7%	9.6%	9.1%
% of FP17s Relating to Free Repair or Replacements	0	234	0.0%	0.6%	0.7%	0.8%
% of FP17s Relating to Continuations	0	234	0.0%	0.8%	1.0%	1.1%
% of Patients satisfied with the dentistry they have received	0	0	N/A	89.6%	91.6%	91.4%
% of Patients satisfied with the time they had to wait for an appointment	0	0	N/A	87.0%	87.9%	87.7%

* This is based on patients treated on this contract for their most recent course of treatment. Figures in italics indicate the base number of FP17s or Patient Questionnaire responses are less than 100. N/A is shown where the base number of responses is less than 10 during the period. % is calculated as Quantity/Base number*100

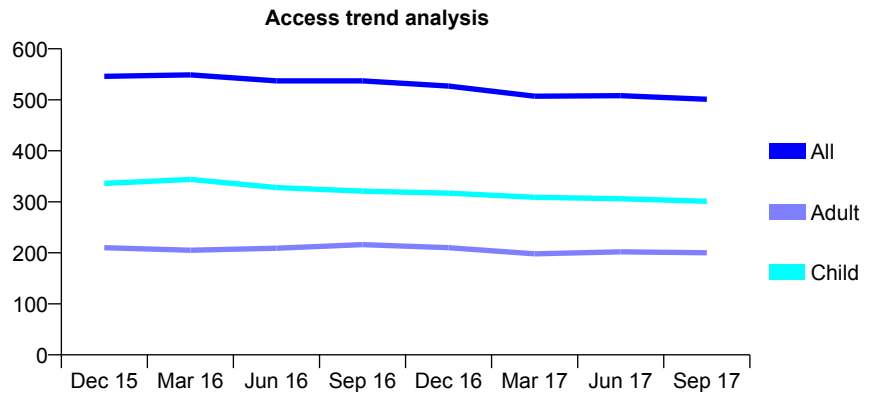
Q67 - Vital Signs At a Glance Contract Report for 219924/0001 - September 2017

Name or company name	MRS FM MURCH
Contract type name	GDS Contract
Purpose of contract	General
Contract start date	01/04/2006
Contract end date	

17/18 Contracted general activity (UDA)	1,047
Carry forward general activity (UDA)	-21
17/18 Contracted orthodontic activity (UOA)	0
Carry forward orthodontic activity (UOA)	0
Baseline contract value	£25,891.39

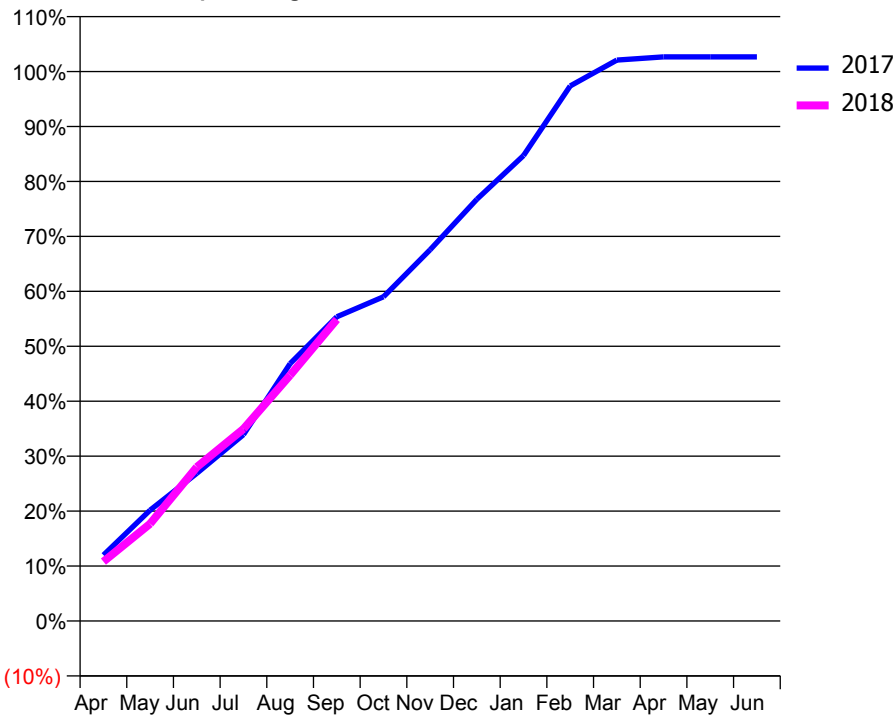
ACCESS*

Patients seen in 24 months	Total	Change since previous quarter
Quarter ending September 2016	537	
Quarter ending December 2016	527	↓
Quarter ending March 2017	507	↓
Quarter ending June 2017	508	→
Quarter ending September 2017	501	↓
Variance since September 2016	(6.7%)	↓



ACTIVITY

Cumulative percentage of contracted UDA delivered 2017 & 2018



Adjusted Scheduled Activity (UDA)		
Month	2017	2018
April	126	113
May	211	185
June	281	293
July	355	366
August	491	468
September	580	575
October	618	
November	707	
December	803	
January	887	
February	1,019	
March	1,069	
April	1,075	
May	1,075	
June	1,075	

QUALITY

	Quantity	Base Number	Contract	AT	Region	England
% of FP17s for the same patient ID Re-attending within 3 months - Children	15	226	6.6%	11.4%	11.4%	11.9%
% of FP17s for the same patient ID Re-attending within 3 months - Adults	8	92	8.7%	16.4%	15.7%	15.9%
% of FP17s for the same patient ID Re-attending between 3 & 9 months - Children	115	226	50.9%	55.5%	60.6%	58.1%
% of FP17s for the same patient ID Re-attending between 3 & 9 months - Adults	36	92	39.1%	48.7%	52.0%	50.6%
% of FP17s for Band 1 Urgent Courses	8	314	2.5%	10.7%	9.6%	9.1%
% of FP17s Relating to Free Repair or Replacements	0	314	0.0%	0.6%	0.7%	0.8%
% of FP17s Relating to Continuations	0	314	0.0%	0.8%	1.0%	1.1%
% of Patients satisfied with the dentistry they have received	0	0	N/A	89.6%	91.6%	91.4%
% of Patients satisfied with the time they had to wait for an appointment	0	0	N/A	87.0%	87.9%	87.7%

* This is based on patients treated on this contract for their most recent course of treatment. Figures in italics indicate the base number of FP17s or Patient Questionnaire responses are less than 100. N/A is shown where the base number of responses is less than 10 during the period. % is calculated as Quantity/Base number*100

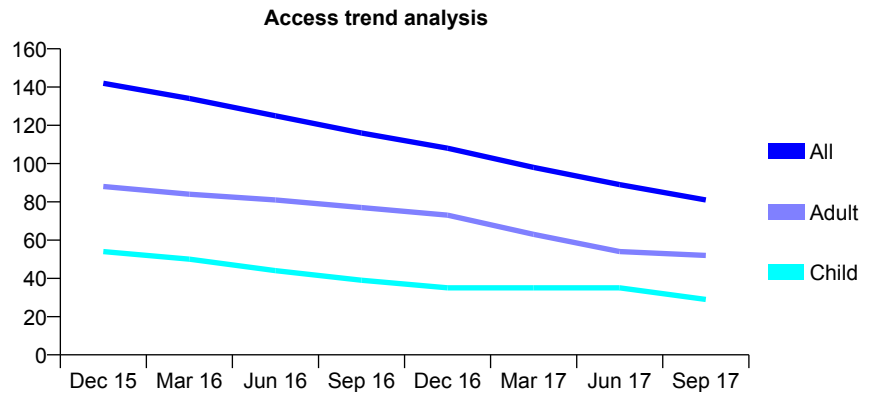
Q67 - Vital Signs At a Glance Contract Report for 221066/0001 - September 2017

Name or company name	MR JT JOHNSTON
Contract type name	GDS Contract
Purpose of contract	General
Contract start date	01/04/2006
Contract end date	

17/18 Contracted general activity (UDA)	618
Carry forward general activity (UDA)	0
17/18 Contracted orthodontic activity (UOA)	0
Carry forward orthodontic activity (UOA)	0
Baseline contract value	£15,282.59

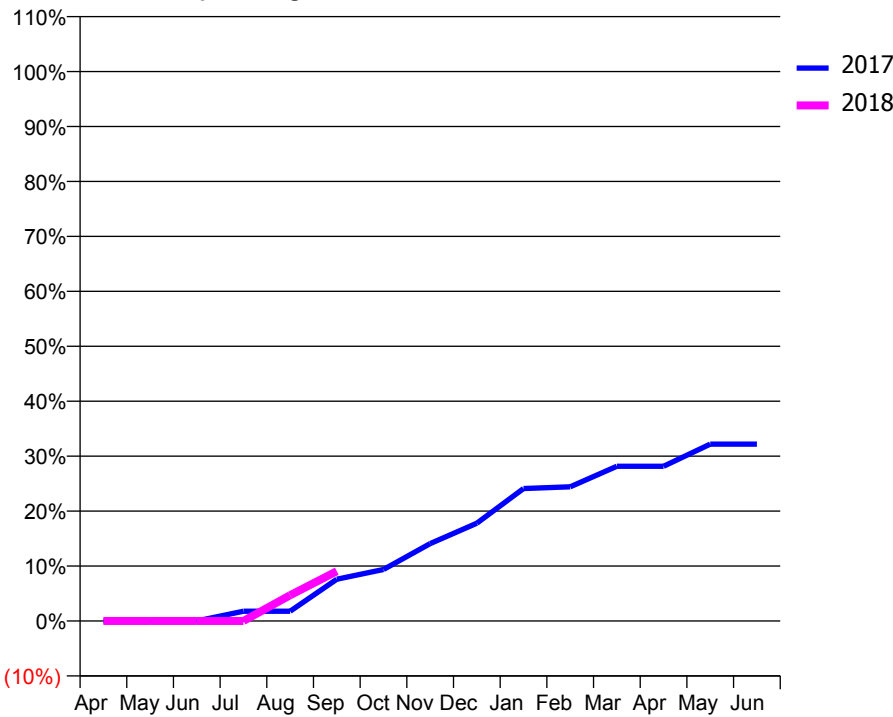
ACCESS*

Patients seen in 24 months	Total	Change since previous quarter
Quarter ending September 2016	116	
Quarter ending December 2016	108	↓
Quarter ending March 2017	98	↓
Quarter ending June 2017	89	↓
Quarter ending September 2017	81	↓
Variance since September 2016	(30.2%)	↓



ACTIVITY

Cumulative percentage of contracted UDA delivered 2017 & 2018



Month	Adjusted Scheduled Activity (UDA)	
	2017	2018
April	0	0
May	0	0
June	0	0
July	11	0
August	11	29
September	47	56
October	58	
November	87	
December	110	
January	149	
February	151	
March	174	
April	174	
May	199	
June	199	

QUALITY

	Quantity	Base Number	Contract	AT	Region	England
% of FP17s for the same patient ID Re-attending within 3 months - Children	0	9	0.0%	11.4%	11.4%	11.9%
% of FP17s for the same patient ID Re-attending within 3 months - Adults	0	23	0.0%	16.4%	15.7%	15.9%
% of FP17s for the same patient ID Re-attending between 3 & 9 months - Children	5	9	55.6%	55.5%	60.6%	58.1%
% of FP17s for the same patient ID Re-attending between 3 & 9 months - Adults	12	23	52.2%	48.7%	52.0%	50.6%
% of FP17s for Band 1 Urgent Courses	0	24	0.0%	10.7%	9.6%	9.1%
% of FP17s Relating to Free Repair or Replacements	0	24	0.0%	0.6%	0.7%	0.8%
% of FP17s Relating to Continuations	0	24	0.0%	0.8%	1.0%	1.1%
% of Patients satisfied with the dentistry they have received	0	0	N/A	89.6%	91.6%	91.4%
% of Patients satisfied with the time they had to wait for an appointment	0	0	N/A	87.0%	87.9%	87.7%

* This is based on patients treated on this contract for their most recent course of treatment. Figures in italics indicate the base number of FP17s or Patient Questionnaire responses are less than 100. N/A is shown where the base number of responses is less than 10 during the period. % is calculated as Quantity/Base number*100

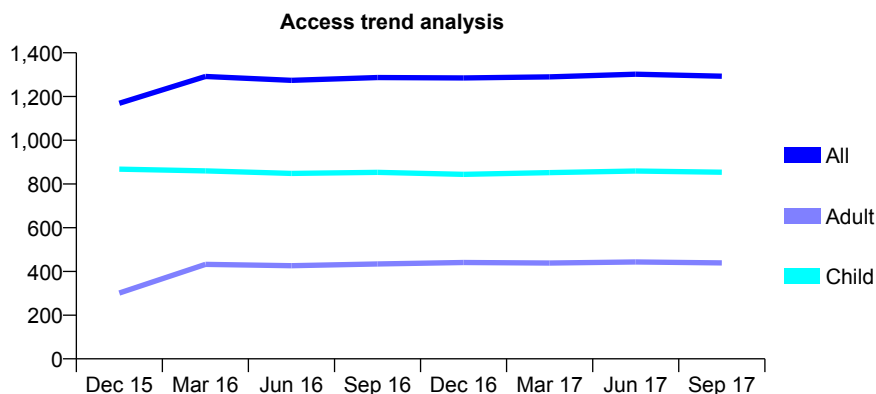
Q67 - Vital Signs At a Glance Contract Report for 221503/0001 - September 2017

Name or company name	MR UL PERERA
Contract type name	GDS Contract
Purpose of contract	General
Contract start date	01/04/2006
Contract end date	

17/18 Contracted general activity (UDA)	4,054
Carry forward general activity (UDA)	0
17/18 Contracted orthodontic activity (UOA)	0
Carry forward orthodontic activity (UOA)	0
Baseline contract value	£100,251.89

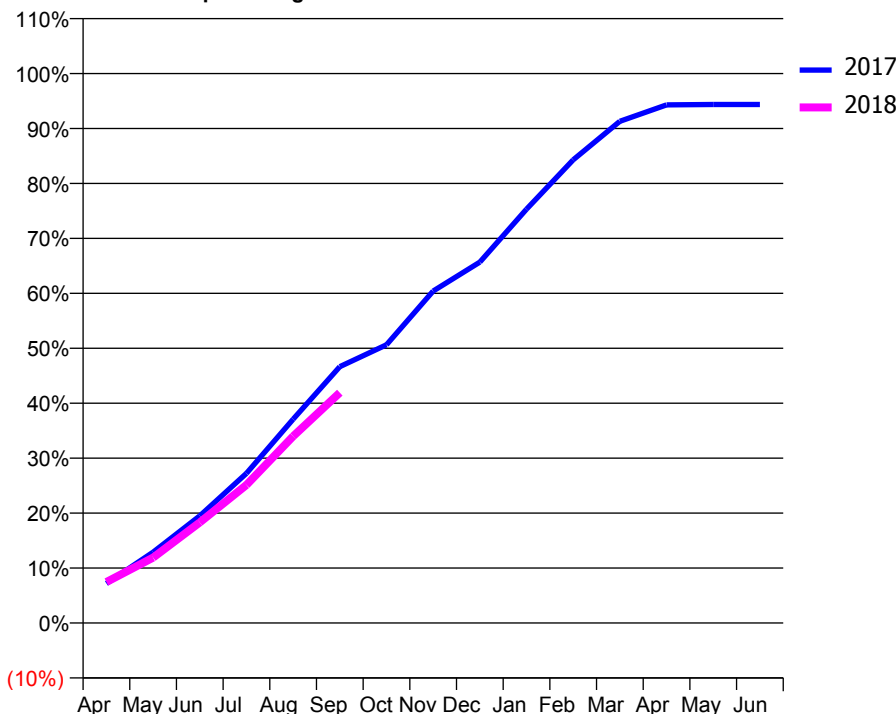
ACCESS*

Patients seen in 24 months	Total	Change since previous quarter
Quarter ending September 2016	1,287	
Quarter ending December 2016	1,285	→
Quarter ending March 2017	1,290	→
Quarter ending June 2017	1,302	→
Quarter ending September 2017	1,293	→
Variance since September 2016	0.5%	→



ACTIVITY

Cumulative percentage of contracted UDA delivered 2017 & 2018



Adjusted Scheduled Activity (UDA)

Month	2017	2018
April	291	303
May	523	483
June	791	743
July	1,104	1,019
August	1,504	1,378
September	1,891	1,699
October	2,053	
November	2,449	
December	2,662	
January	3,054	
February	3,417	
March	3,701	
April	3,822	
May	3,825	
June	3,825	

QUALITY

	Quantity	Base Number	Contract	AT	Region	England
% of FP17s for the same patient ID Re-attending within 3 months - Children	17	687	2.5%	11.4%	11.4%	11.9%
% of FP17s for the same patient ID Re-attending within 3 months - Adults	6	143	4.2%	16.4%	15.7%	15.9%
% of FP17s for the same patient ID Re-attending between 3 & 9 months - Children	458	687	66.7%	55.5%	60.6%	58.1%
% of FP17s for the same patient ID Re-attending between 3 & 9 months - Adults	84	143	58.7%	48.7%	52.0%	50.6%
% of FP17s for Band 1 Urgent Courses	5	775	0.6%	10.7%	9.6%	9.1%
% of FP17s Relating to Free Repair or Replacements	0	775	0.0%	0.6%	0.7%	0.8%
% of FP17s Relating to Continuations	0	775	0.0%	0.8%	1.0%	1.1%
% of Patients satisfied with the dentistry they have received	3	4	N/A	89.6%	91.6%	91.4%
% of Patients satisfied with the time they had to wait for an appointment	4	4	N/A	87.0%	87.9%	87.7%

* This is based on patients treated on this contract for their most recent course of treatment. Figures in italics indicate the base number of FP17s or Patient Questionnaire responses are less than 100. N/A is shown where the base number of responses is less than 10 during the period. % is calculated as Quantity/Base number*100

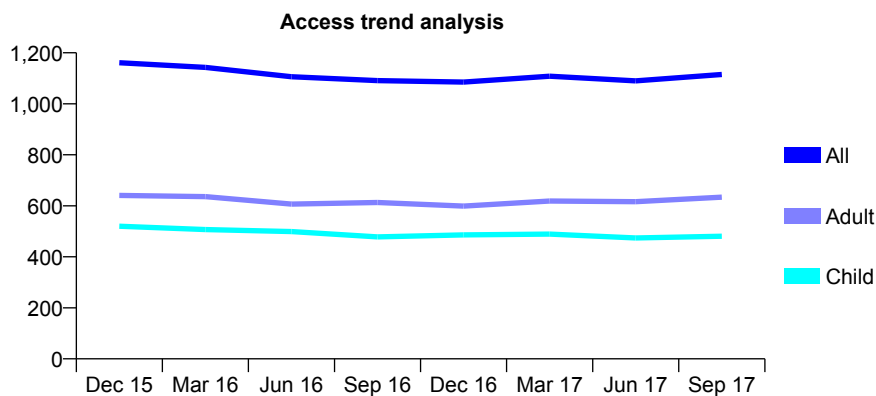
Q67 - Vital Signs At a Glance Contract Report for 224006/0001 - September 2017

Name or company name	MR RW LUKE
Contract type name	GDS Contract
Purpose of contract	General
Contract start date	01/04/2006
Contract end date	

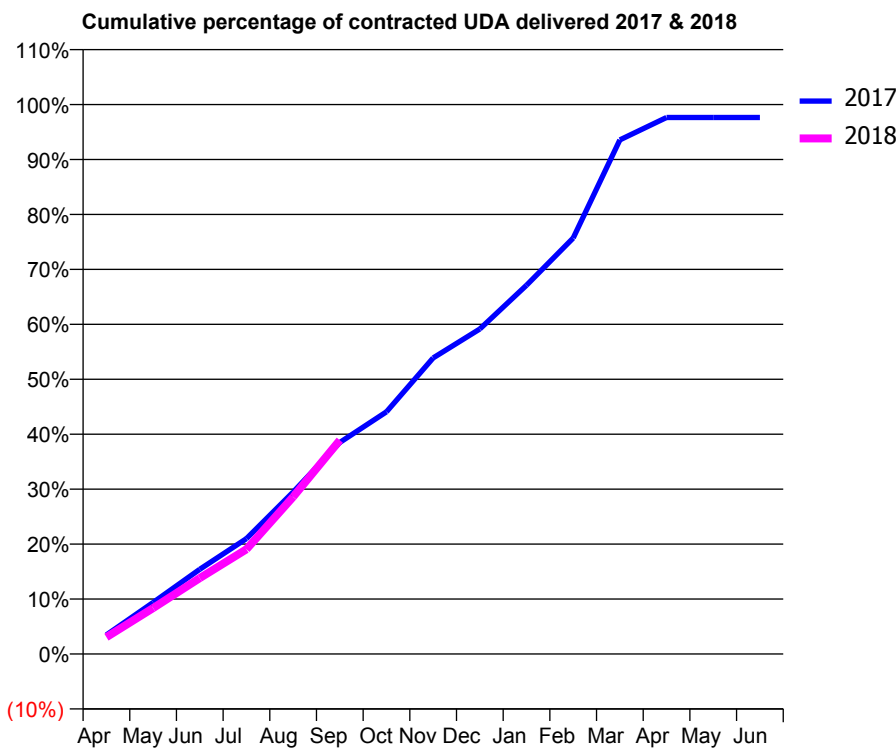
17/18 Contracted general activity (UDA)	2,577
Carry forward general activity (UDA)	60
17/18 Contracted orthodontic activity (UOA)	0
Carry forward orthodontic activity (UOA)	0
Baseline contract value	£63,728.63

ACCESS*

Patients seen in 24 months	Total	Change since previous quarter
Quarter ending September 2016	1,091	
Quarter ending December 2016	1,085	→
Quarter ending March 2017	1,108	↑
Quarter ending June 2017	1,090	↓
Quarter ending September 2017	1,115	↑
Variance since September 2016	2.2%	↑



ACTIVITY



Adjusted Scheduled Activity (UDA)		
Month	2017	2018
April	90	79
May	242	215
June	398	356
July	541	491
August	760	737
September	992	1,003
October	1,136	
November	1,389	
December	1,525	
January	1,729	
February	1,951	
March	2,411	
April	2,516	
May	2,516	
June	2,516	

QUALITY

	Quantity	Base Number	Contract	AT	Region	England
% of FP17s for the same patient ID Re-attending within 3 months - Children	11	408	2.7%	11.4%	11.4%	11.9%
% of FP17s for the same patient ID Re-attending within 3 months - Adults	48	458	10.5%	16.4%	15.7%	15.9%
% of FP17s for the same patient ID Re-attending between 3 & 9 months - Children	289	408	70.8%	55.5%	60.6%	58.1%
% of FP17s for the same patient ID Re-attending between 3 & 9 months - Adults	289	458	63.1%	48.7%	52.0%	50.6%
% of FP17s for Band 1 Urgent Courses	19	812	2.3%	10.7%	9.6%	9.1%
% of FP17s Relating to Free Repair or Replacements	0	812	0.0%	0.6%	0.7%	0.8%
% of FP17s Relating to Continuations	12	812	1.5%	0.8%	1.0%	1.1%
% of Patients satisfied with the dentistry they have received	3	3	N/A	89.6%	91.6%	91.4%
% of Patients satisfied with the time they had to wait for an appointment	3	3	N/A	87.0%	87.9%	87.7%

* This is based on patients treated on this contract for their most recent course of treatment. Figures in italics indicate the base number of FP17s or Patient Questionnaire responses are less than 100. N/A is shown where the base number of responses is less than 10 during the period. % is calculated as Quantity/Base number*100

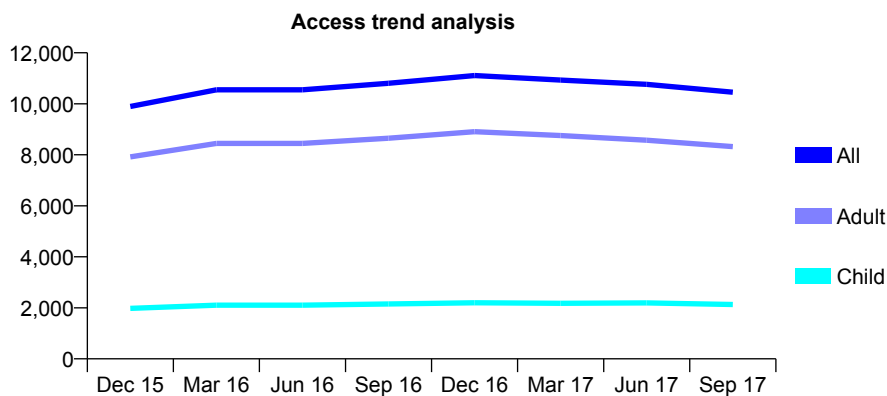
Q67 - Vital Signs At a Glance Contract Report for 238783/0001 - September 2017

Name or company name	MR AN ZYBUTZ
Contract type name	GDS Contract
Purpose of contract	General
Contract start date	01/04/2006
Contract end date	

17/18 Contracted general activity (UDA)	37,286
Carry forward general activity (UDA)	0
17/18 Contracted orthodontic activity (UOA)	0
Carry forward orthodontic activity (UOA)	0
Baseline contract value	£1,107,764.47

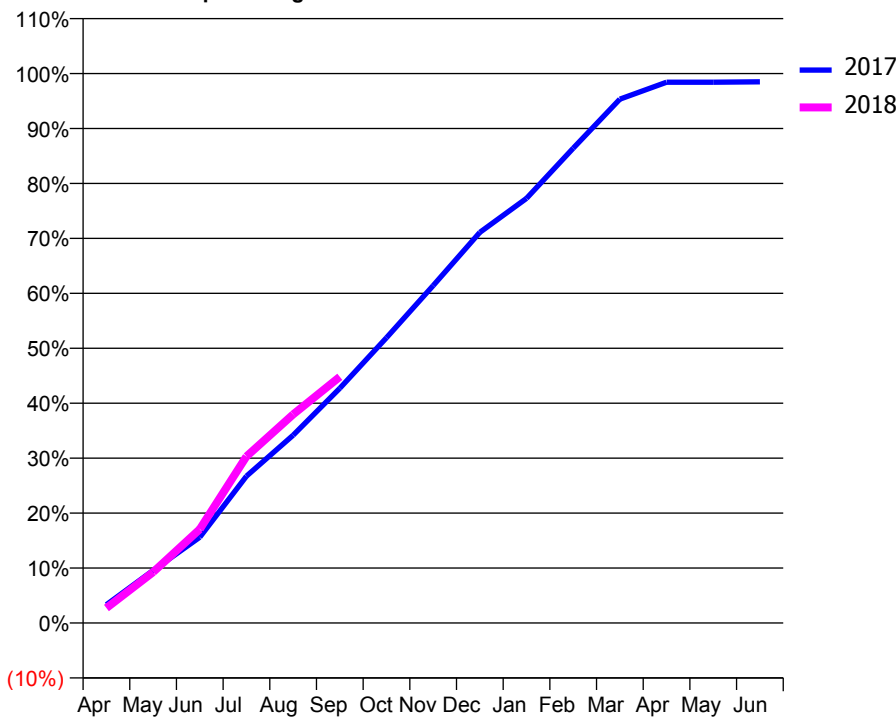
ACCESS*

Patients seen in 24 months	Total	Change since previous quarter
Quarter ending September 2016	10,806	
Quarter ending December 2016	11,107	↑
Quarter ending March 2017	10,933	↓
Quarter ending June 2017	10,763	↓
Quarter ending September 2017	10,456	↓
Variance since September 2016	(3.2%)	↓



ACTIVITY

Cumulative percentage of contracted UDA delivered 2017 & 2018



Month	2017	2018
April	1,240	1,021
May	3,566	3,453
June	5,821	6,363
July	9,969	11,304
August	12,743	14,159
September	15,927	16,703
October	19,363	
November	22,899	
December	26,506	
January	28,812	
February	32,218	
March	35,547	
April	36,690	
May	36,691	
June	36,726	

QUALITY

	Quantity	Base Number	Contract	AT	Region	England
% of FP17s for the same patient ID Re-attending within 3 months - Children	86	1,284	6.7%	11.4%	11.4%	11.9%
% of FP17s for the same patient ID Re-attending within 3 months - Adults	554	4,616	12.0%	16.4%	15.7%	15.9%
% of FP17s for the same patient ID Re-attending between 3 & 9 months - Children	615	1,284	47.9%	55.5%	60.6%	58.1%
% of FP17s for the same patient ID Re-attending between 3 & 9 months - Adults	2,096	4,616	45.4%	48.7%	52.0%	50.6%
% of FP17s for Band 1 Urgent Courses	391	5,458	7.2%	10.7%	9.6%	9.1%
% of FP17s Relating to Free Repair or Replacements	49	5,458	0.9%	0.6%	0.7%	0.8%
% of FP17s Relating to Continuations	133	5,458	2.4%	0.8%	1.0%	1.1%
% of Patients satisfied with the dentistry they have received	24	28	85.7%	89.6%	91.6%	91.4%
% of Patients satisfied with the time they had to wait for an appointment	24	28	85.7%	87.0%	87.9%	87.7%

* This is based on patients treated on this contract for their most recent course of treatment. Figures in italics indicate the base number of FP17s or Patient Questionnaire responses are less than 100. N/A is shown where the base number of responses is less than 10 during the period. % is calculated as Quantity/Base number*100

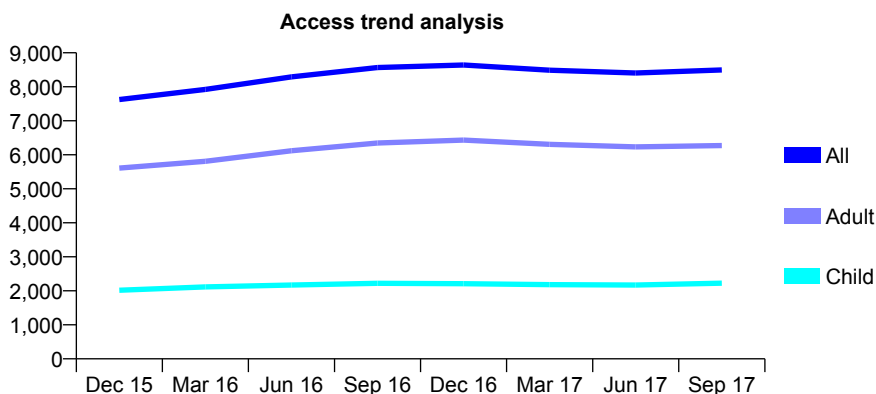
Q67 - Vital Signs At a Glance Contract Report for 238783/0002 - September 2017

Name or company name	MR AN ZYBUTZ
Contract type name	GDS Contract
Purpose of contract	General
Contract start date	01/04/2006
Contract end date	

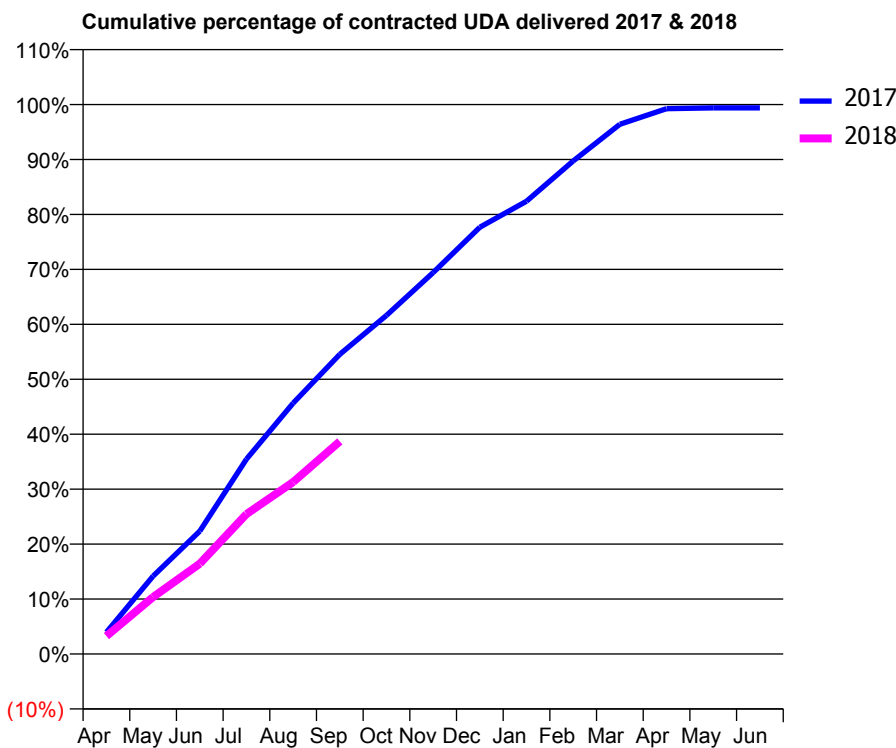
17/18 Contracted general activity (UDA)	26,947
Carry forward general activity (UDA)	165
17/18 Contracted orthodontic activity (UOA)	0
Carry forward orthodontic activity (UOA)	0
Baseline contract value	£731,610.93

ACCESS*

Patients seen in 24 months	Total	Change since previous quarter
Quarter ending September 2016	8,568	
Quarter ending December 2016	8,642	→
Quarter ending March 2017	8,489	↓
Quarter ending June 2017	8,404	↓
Quarter ending September 2017	8,497	→
Variance since September 2016	(0.8%)	→



ACTIVITY



Month	Adjusted Scheduled Activity (UDA)	
	2017	2018
April	1,071	878
May	3,825	2,793
June	6,024	4,431
July	9,558	6,861
August	12,303	8,433
September	14,695	10,428
October	16,608	
November	18,703	
December	20,928	
January	22,205	
February	24,181	
March	25,977	
April	26,744	
May	26,780	
June	26,782	

QUALITY

	Quantity	Base Number	Contract	AT	Region	England
% of FP17s for the same patient ID Re-attending within 3 months - Children	68	1,408	4.8%	11.4%	11.4%	11.9%
% of FP17s for the same patient ID Re-attending within 3 months - Adults	413	3,670	11.3%	16.4%	15.7%	15.9%
% of FP17s for the same patient ID Re-attending between 3 & 9 months - Children	692	1,408	49.1%	55.5%	60.6%	58.1%
% of FP17s for the same patient ID Re-attending between 3 & 9 months - Adults	1,723	3,670	46.9%	48.7%	52.0%	50.6%
% of FP17s for Band 1 Urgent Courses	364	4,778	7.6%	10.7%	9.6%	9.1%
% of FP17s Relating to Free Repair or Replacements	23	4,778	0.5%	0.6%	0.7%	0.8%
% of FP17s Relating to Continuations	51	4,778	1.1%	0.8%	1.0%	1.1%
% of Patients satisfied with the dentistry they have received	13	14	92.9%	89.6%	91.6%	91.4%
% of Patients satisfied with the time they had to wait for an appointment	14	14	100.0%	87.0%	87.9%	87.7%

* This is based on patients treated on this contract for their most recent course of treatment. Figures in italics indicate the base number of FP17s or Patient Questionnaire responses are less than 100. N/A is shown where the base number of responses is less than 10 during the period. % is calculated as Quantity/Base number*100

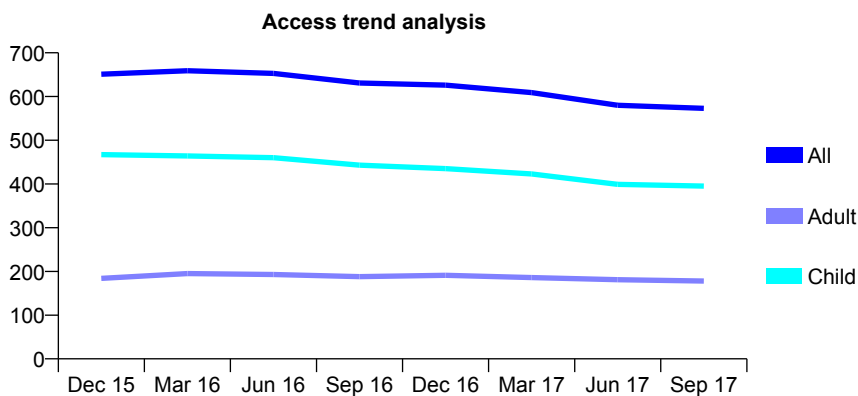
Q67 - Vital Signs At a Glance Contract Report for 246476/0001 - September 2017

Name or company name	MR PS BHOGAL
Contract type name	GDS Contract
Purpose of contract	General
Contract start date	17/04/2014
Contract end date	

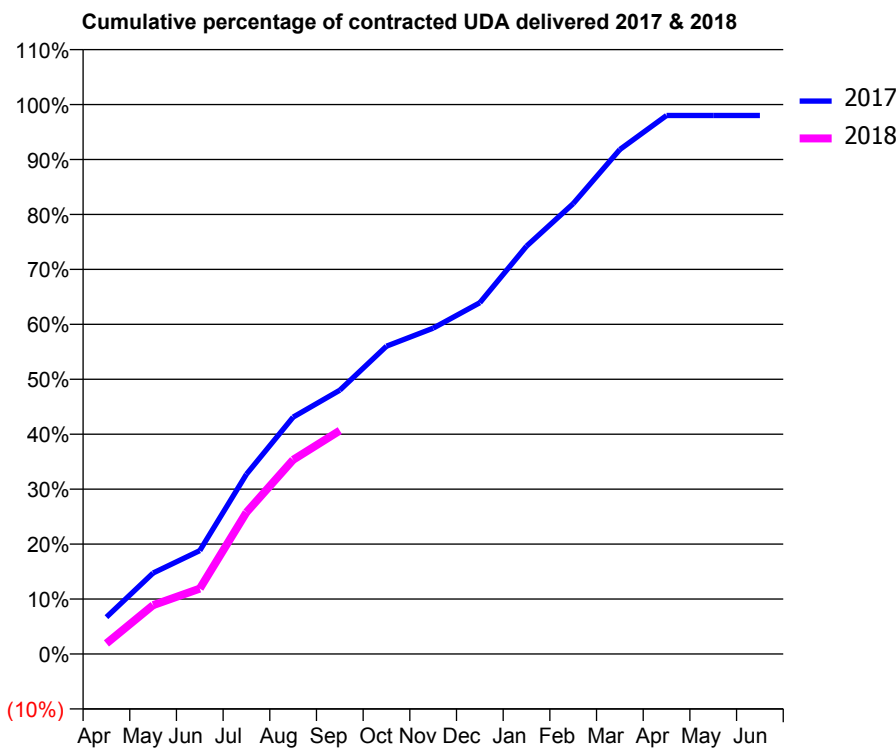
17/18 Contracted general activity (UDA)	1,600
Carry forward general activity (UDA)	32
17/18 Contracted orthodontic activity (UOA)	0
Carry forward orthodontic activity (UOA)	0
Baseline contract value	£38,423.92

ACCESS*

Patients seen in 24 months	Total	Change since previous quarter
Quarter ending September 2016	631	
Quarter ending December 2016	626	→
Quarter ending March 2017	609	↓
Quarter ending June 2017	580	↓
Quarter ending September 2017	573	↓
Variance since September 2016	(9.2%)	↓



ACTIVITY



Month	Adjusted Scheduled Activity (UDA)	
	2017	2018
April	107	31
May	236	142
June	301	191
July	523	413
August	690	566
September	768	651
October	896	
November	949	
December	1,023	
January	1,187	
February	1,311	
March	1,469	
April	1,568	
May	1,568	
June	1,568	

QUALITY

	Quantity	Base Number	Contract	AT	Region	England
% of FP17s for the same patient ID Re-attending within 3 months - Children	24	277	8.7%	11.4%	11.4%	11.9%
% of FP17s for the same patient ID Re-attending within 3 months - Adults	16	108	14.8%	16.4%	15.7%	15.9%
% of FP17s for the same patient ID Re-attending between 3 & 9 months - Children	147	277	53.1%	55.5%	60.6%	58.1%
% of FP17s for the same patient ID Re-attending between 3 & 9 months - Adults	50	108	46.3%	48.7%	52.0%	50.6%
% of FP17s for Band 1 Urgent Courses	13	339	3.8%	10.7%	9.6%	9.1%
% of FP17s Relating to Free Repair or Replacements	0	339	0.0%	0.6%	0.7%	0.8%
% of FP17s Relating to Continuations	0	339	0.0%	0.8%	1.0%	1.1%
% of Patients satisfied with the dentistry they have received	1	1	N/A	89.6%	91.6%	91.4%
% of Patients satisfied with the time they had to wait for an appointment	1	1	N/A	87.0%	87.9%	87.7%

* This is based on patients treated on this contract for their most recent course of treatment. Figures in italics indicate the base number of FP17s or Patient Questionnaire responses are less than 100. N/A is shown where the base number of responses is less than 10 during the period. % is calculated as Quantity/Base number*100

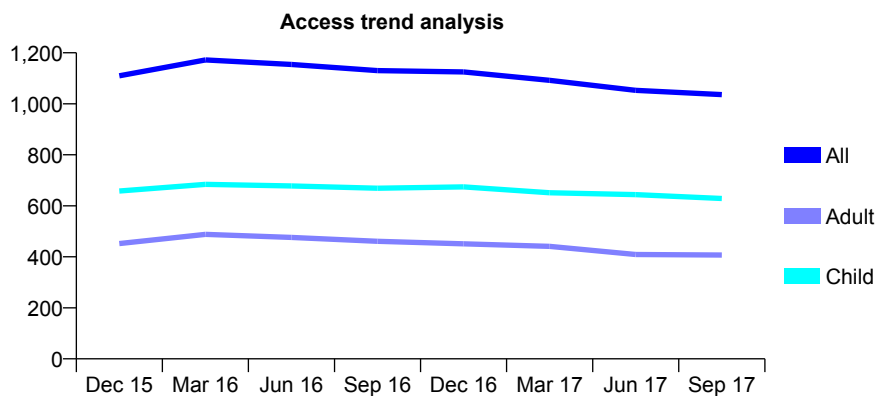
Q67 - Vital Signs At a Glance Contract Report for 249130/0001 - September 2017

Name or company name	MISS S PATEL
Contract type name	GDS Contract
Purpose of contract	General
Contract start date	12/05/2014
Contract end date	

17/18 Contracted general activity (UDA)	4,550
Carry forward general activity (UDA)	0
17/18 Contracted orthodontic activity (UOA)	0
Carry forward orthodontic activity (UOA)	0
Baseline contract value	£135,492.85

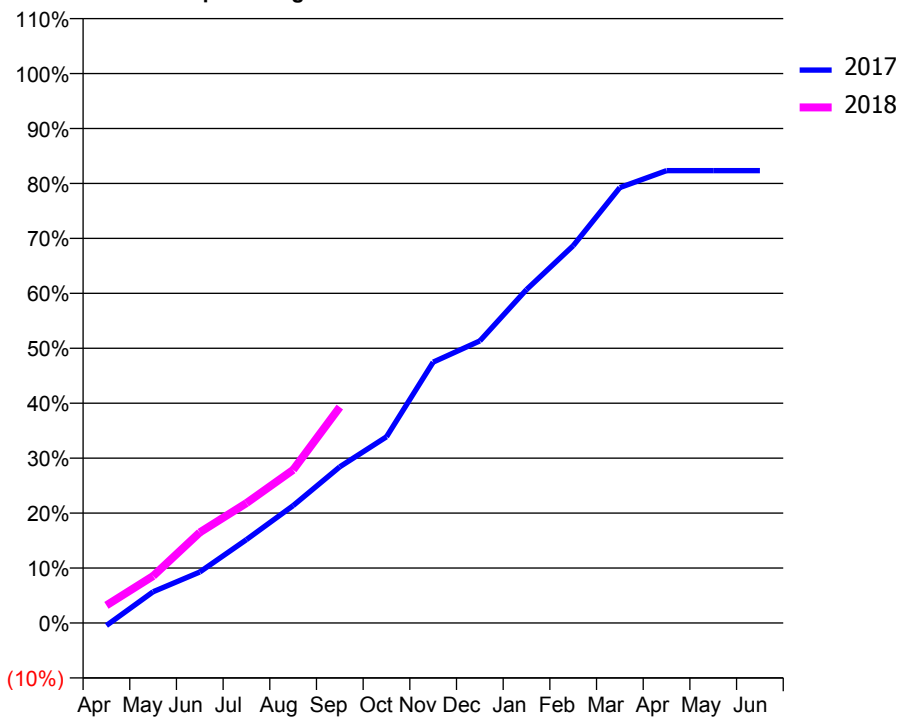
ACCESS*

Patients seen in 24 months	Total	Change since previous quarter
Quarter ending September 2016	1,130	
Quarter ending December 2016	1,125	→
Quarter ending March 2017	1,092	↓
Quarter ending June 2017	1,053	↓
Quarter ending September 2017	1,036	↓
Variance since September 2016	(8.3%)	↓



ACTIVITY

Cumulative percentage of contracted UDA delivered 2017 & 2018



Adjusted Scheduled Activity (UDA)

Month	2017	2018
April	-21	146
May	259	389
June	422	750
July	691	993
August	972	1,268
September	1,293	1,788
October	1,541	
November	2,160	
December	2,336	
January	2,761	
February	3,124	
March	3,605	
April	3,746	
May	3,746	
June	3,746	

QUALITY

	Quantity	Base Number	Contract	AT	Region	England
% of FP17s for the same patient ID Re-attending within 3 months - Children	23	516	4.5%	11.4%	11.4%	11.9%
% of FP17s for the same patient ID Re-attending within 3 months - Adults	19	223	8.5%	16.4%	15.7%	15.9%
% of FP17s for the same patient ID Re-attending between 3 & 9 months - Children	334	516	64.7%	55.5%	60.6%	58.1%
% of FP17s for the same patient ID Re-attending between 3 & 9 months - Adults	129	223	57.8%	48.7%	52.0%	50.6%
% of FP17s for Band 1 Urgent Courses	16	684	2.3%	10.7%	9.6%	9.1%
% of FP17s Relating to Free Repair or Replacements	0	684	0.0%	0.6%	0.7%	0.8%
% of FP17s Relating to Continuations	3	684	0.4%	0.8%	1.0%	1.1%
% of Patients satisfied with the dentistry they have received	2	2	N/A	89.6%	91.6%	91.4%
% of Patients satisfied with the time they had to wait for an appointment	2	2	N/A	87.0%	87.9%	87.7%

* This is based on patients treated on this contract for their most recent course of treatment. Figures in italics indicate the base number of FP17s or Patient Questionnaire responses are less than 100. N/A is shown where the base number of responses is less than 10 during the period. % is calculated as Quantity/Base number*100

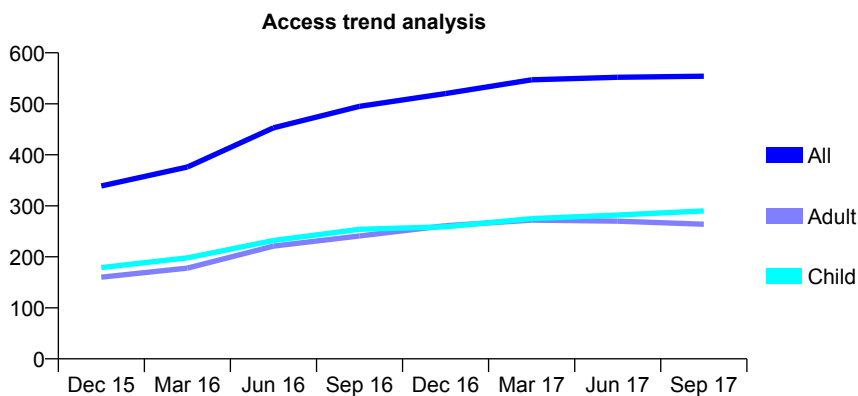
Q67 - Vital Signs At a Glance Contract Report for 261378/0001 - September 2017

Name or company name	MS OM FULMYK
Contract type name	GDS Contract
Purpose of contract	General
Contract start date	01/06/2015
Contract end date	

17/18 Contracted general activity (UDA)	1,050
Carry forward general activity (UDA)	-2
17/18 Contracted orthodontic activity (UOA)	0
Carry forward orthodontic activity (UOA)	0
Baseline contract value	£25,965.59

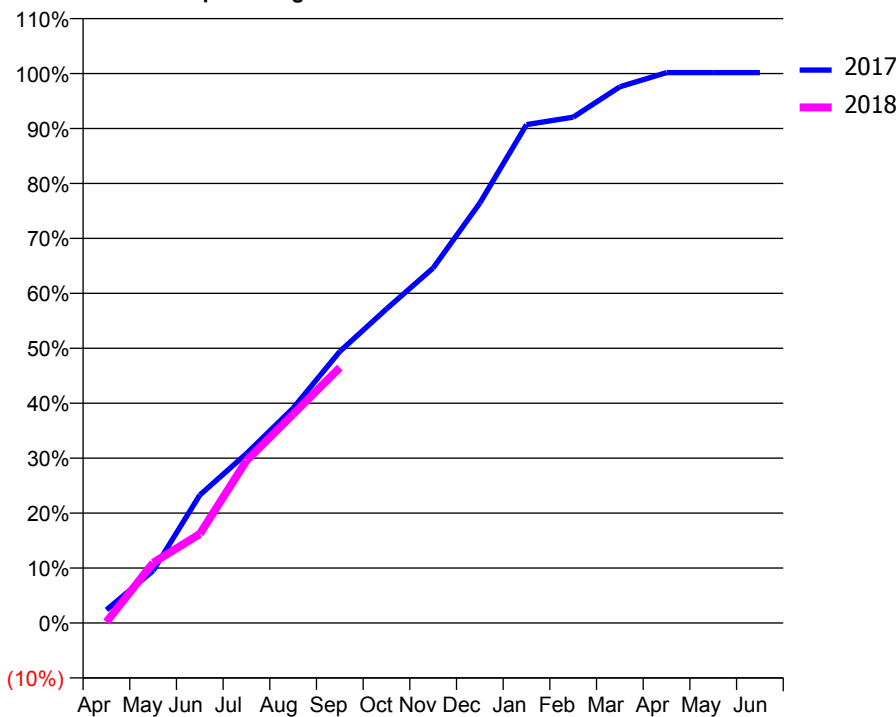
ACCESS*

Patients seen in 24 months	Total	Change since previous quarter
Quarter ending September 2016	495	
Quarter ending December 2016	520	↑
Quarter ending March 2017	547	↑
Quarter ending June 2017	552	→
Quarter ending September 2017	554	→
Variance since September 2016	11.9%	↑



ACTIVITY

Cumulative percentage of contracted UDA delivered 2017 & 2018



Month	Adjusted Scheduled Activity (UDA)	
	2017	2018
April	25	2
May	100	115
June	245	170
July	324	310
August	411	399
September	519	488
October	600	
November	678	
December	803	
January	952	
February	967	
March	1,025	
April	1,052	
May	1,052	
June	1,052	

QUALITY

	Quantity	Base Number	Contract	AT	Region	England
% of FP17s for the same patient ID Re-attending within 3 months - Children	6	194	3.1%	11.4%	11.4%	11.9%
% of FP17s for the same patient ID Re-attending within 3 months - Adults	4	118	3.4%	16.4%	15.7%	15.9%
% of FP17s for the same patient ID Re-attending between 3 & 9 months - Children	75	194	38.7%	55.5%	60.6%	58.1%
% of FP17s for the same patient ID Re-attending between 3 & 9 months - Adults	41	118	34.7%	48.7%	52.0%	50.6%
% of FP17s for Band 1 Urgent Courses	1	302	0.3%	10.7%	9.6%	9.1%
% of FP17s Relating to Free Repair or Replacements	0	302	0.0%	0.6%	0.7%	0.8%
% of FP17s Relating to Continuations	0	302	0.0%	0.8%	1.0%	1.1%
% of Patients satisfied with the dentistry they have received	1	1	N/A	89.6%	91.6%	91.4%
% of Patients satisfied with the time they had to wait for an appointment	0	1	N/A	87.0%	87.9%	87.7%

* This is based on patients treated on this contract for their most recent course of treatment. Figures in italics indicate the base number of FP17s or Patient Questionnaire responses are less than 100. N/A is shown where the base number of responses is less than 10 during the period. % is calculated as Quantity/Base number*100

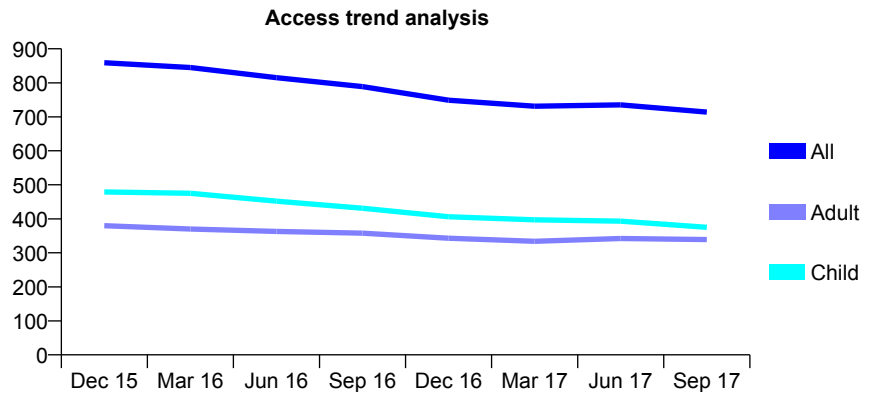
Q67 - Vital Signs At a Glance Contract Report for 261653/0001 - September 2017

Name or company name	MR M EBRAHIMI HONARVAR
Contract type name	GDS Contract
Purpose of contract	General
Contract start date	01/04/2006
Contract end date	

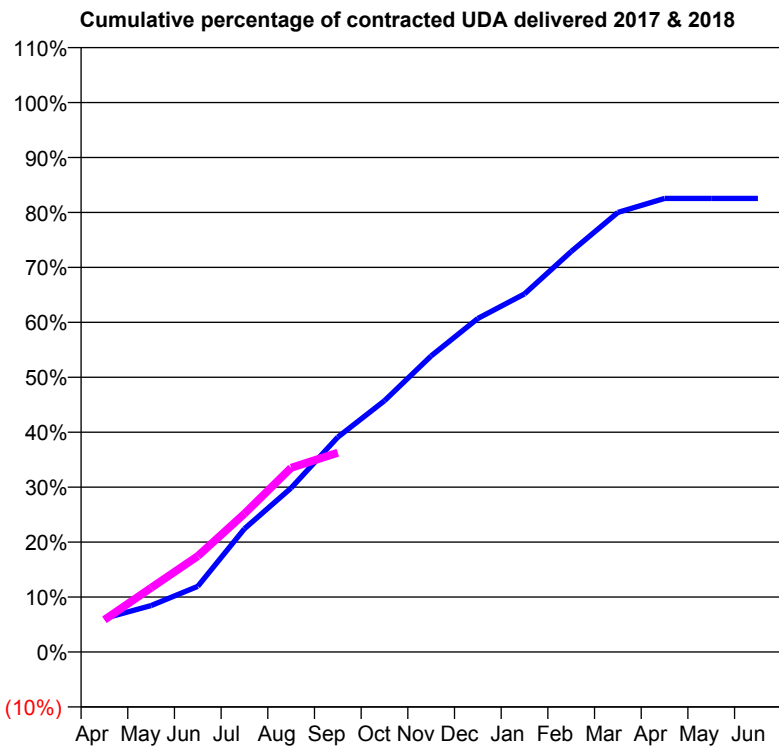
17/18 Contracted general activity (UDA)	2,010
Carry forward general activity (UDA)	0
17/18 Contracted orthodontic activity (UOA)	0
Carry forward orthodontic activity (UOA)	0
Baseline contract value	£49,705.54

ACCESS*

Patients seen in 24 months	Total	Change since previous quarter
Quarter ending September 2016	789	
Quarter ending December 2016	749	↓
Quarter ending March 2017	731	↓
Quarter ending June 2017	735	→
Quarter ending September 2017	714	↓
Variance since September 2016	(9.5%)	↓



ACTIVITY



Adjusted Scheduled Activity (UDA)		
Month	2017	2018
April	123	118
May	170	235
June	240	351
July	451	506
August	600	674
September	786	729
October	919	
November	1,083	
December	1,220	
January	1,310	
February	1,465	
March	1,608	
April	1,659	
May	1,659	
June	1,659	

QUALITY

	Quantity	Base Number	Contract	AT	Region	England
% of FP17s for the same patient ID Re-attending within 3 months - Children	8	270	3.0%	11.4%	11.4%	11.9%
% of FP17s for the same patient ID Re-attending within 3 months - Adults	13	225	5.8%	16.4%	15.7%	15.9%
% of FP17s for the same patient ID Re-attending between 3 & 9 months - Children	177	270	65.6%	55.5%	60.6%	58.1%
% of FP17s for the same patient ID Re-attending between 3 & 9 months - Adults	158	225	70.2%	48.7%	52.0%	50.6%
% of FP17s for Band 1 Urgent Courses	0	464	0.0%	10.7%	9.6%	9.1%
% of FP17s Relating to Free Repair or Replacements	0	464	0.0%	0.6%	0.7%	0.8%
% of FP17s Relating to Continuations	6	464	1.3%	0.8%	1.0%	1.1%
% of Patients satisfied with the dentistry they have received	0	0	N/A	89.6%	91.6%	91.4%
% of Patients satisfied with the time they had to wait for an appointment	0	0	N/A	87.0%	87.9%	87.7%

* This is based on patients treated on this contract for their most recent course of treatment. Figures in italics indicate the base number of FP17s or Patient Questionnaire responses are less than 100. N/A is shown where the base number of responses is less than 10 during the period. % is calculated as Quantity/Base number*100

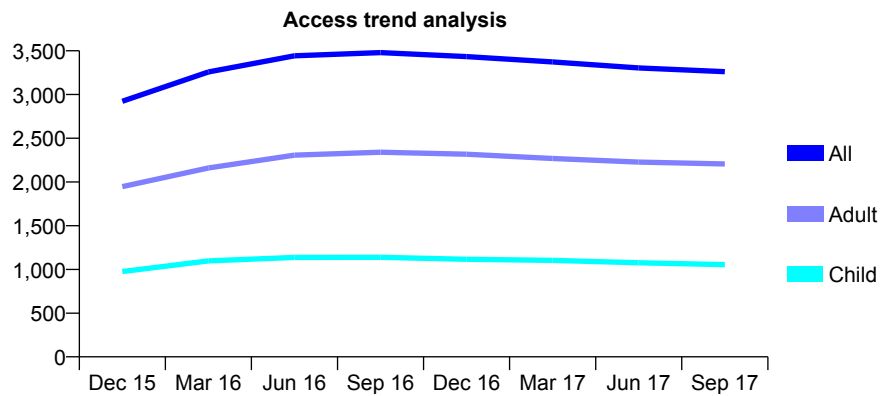
Q67 - Vital Signs At a Glance Contract Report for 263893/0001 - September 2017

Name or company name	MR SH DATTANI
Contract type name	GDS Contract
Purpose of contract	General
Contract start date	01/04/2006
Contract end date	

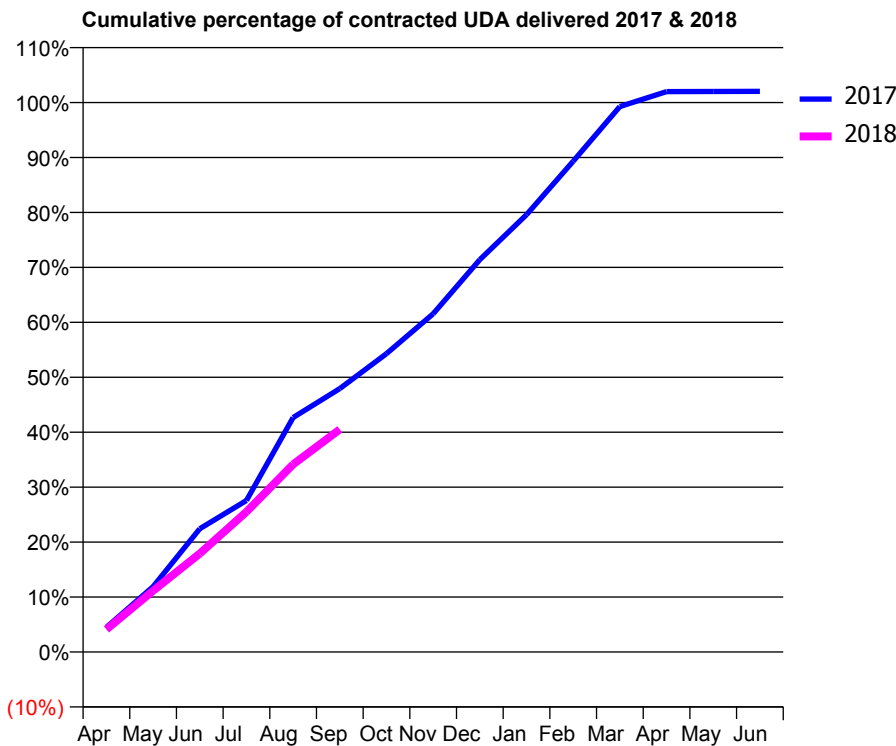
17/18 Contracted general activity (UDA)	12,028
Carry forward general activity (UDA)	-241
17/18 Contracted orthodontic activity (UOA)	0
Carry forward orthodontic activity (UOA)	0
Baseline contract value	£329,103.81

ACCESS*

Patients seen in 24 months	Total	Change since previous quarter
Quarter ending September 2016	3,479	
Quarter ending December 2016	3,433	↓
Quarter ending March 2017	3,372	↓
Quarter ending June 2017	3,304	↓
Quarter ending September 2017	3,261	↓
Variance since September 2016	(6.3%)	↓



ACTIVITY



Month	Adjusted Scheduled Activity (UDA)	
	2017	2018
April	542	496
May	1,433	1,342
June	2,698	2,154
July	3,317	3,069
August	5,133	4,109
September	5,767	4,874
October	6,530	
November	7,404	
December	8,587	
January	9,572	
February	10,742	
March	11,939	
April	12,266	
May	12,269	
June	12,273	

QUALITY

	Quantity	Base Number	Contract	AT	Region	England
% of FP17s for the same patient ID Re-attending within 3 months - Children	66	859	7.7%	11.4%	11.4%	11.9%
% of FP17s for the same patient ID Re-attending within 3 months - Adults	228	1,684	13.5%	16.4%	15.7%	15.9%
% of FP17s for the same patient ID Re-attending between 3 & 9 months - Children	616	859	71.7%	55.5%	60.6%	58.1%
% of FP17s for the same patient ID Re-attending between 3 & 9 months - Adults	1,189	1,684	70.6%	48.7%	52.0%	50.6%
% of FP17s for Band 1 Urgent Courses	133	2,413	5.5%	10.7%	9.6%	9.1%
% of FP17s Relating to Free Repair or Replacements	15	2,413	0.6%	0.6%	0.7%	0.8%
% of FP17s Relating to Continuations	33	2,413	1.4%	0.8%	1.0%	1.1%
% of Patients satisfied with the dentistry they have received	13	13	100.0%	89.6%	91.6%	91.4%
% of Patients satisfied with the time they had to wait for an appointment	13	13	100.0%	87.0%	87.9%	87.7%

* This is based on patients treated on this contract for their most recent course of treatment. Figures in italics indicate the base number of FP17s or Patient Questionnaire responses are less than 100. N/A is shown where the base number of responses is less than 10 during the period. % is calculated as Quantity/Base number*100

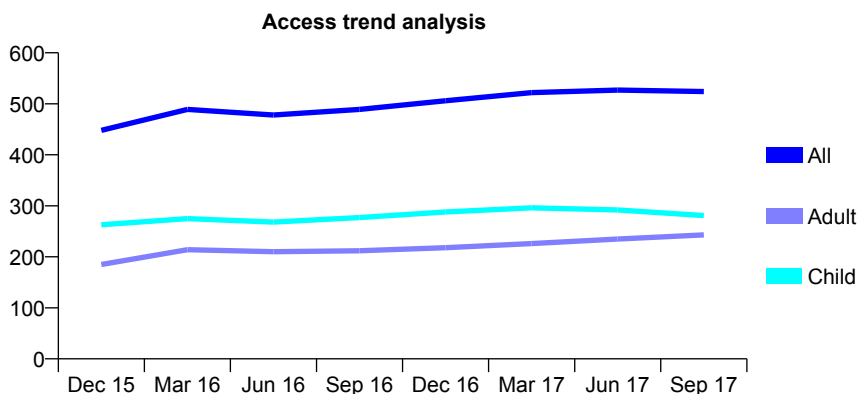
Q67 - Vital Signs At a Glance Contract Report for 270431/0001 - September 2017

Name or company name	MISS H VARAITCH
Contract type name	GDS Contract
Purpose of contract	General
Contract start date	01/02/2012
Contract end date	

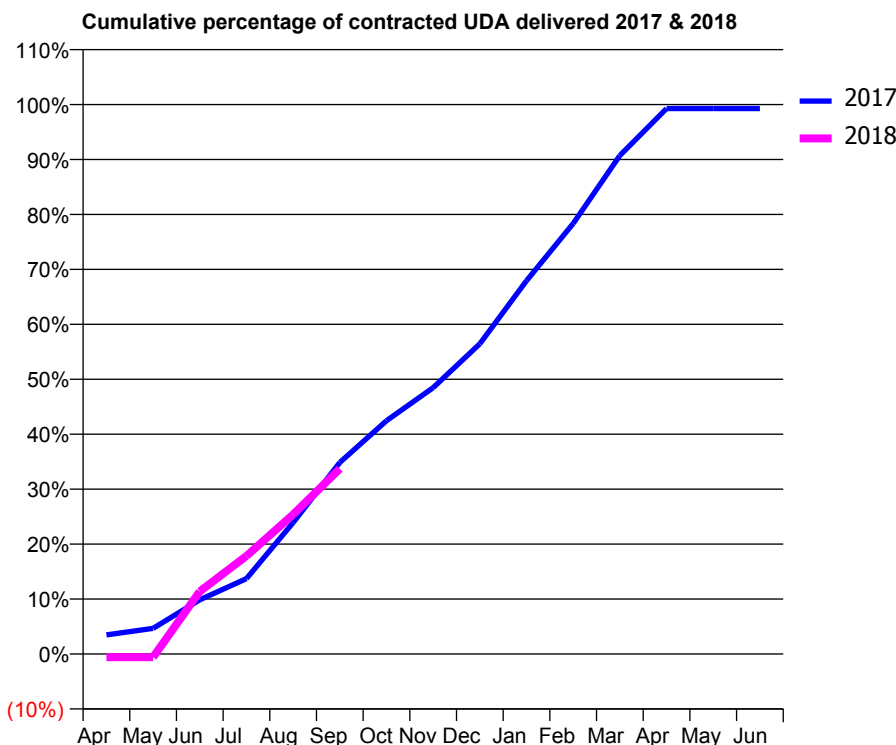
17/18 Contracted general activity (UDA)	1,953
Carry forward general activity (UDA)	14
17/18 Contracted orthodontic activity (UOA)	0
Carry forward orthodontic activity (UOA)	0
Baseline contract value	£48,295.99

ACCESS*

Patients seen in 24 months	Total	Change since previous quarter
Quarter ending September 2016	489	
Quarter ending December 2016	506	↑
Quarter ending March 2017	522	↑
Quarter ending June 2017	527	→
Quarter ending September 2017	524	→
Variance since September 2016	7.2%	↑



ACTIVITY



Adjusted Scheduled Activity (UDA)		
Month	2017	2018
April	68	-12
May	91	-12
June	193	223
July	268	348
August	467	496
September	681	659
October	829	
November	947	
December	1,103	
January	1,327	
February	1,530	
March	1,772	
April	1,939	
May	1,939	
June	1,939	

QUALITY

	Quantity	Base Number	Contract	AT	Region	England
% of FP17s for the same patient ID Re-attending within 3 months - Children	16	190	8.4%	11.4%	11.4%	11.9%
% of FP17s for the same patient ID Re-attending within 3 months - Adults	12	139	8.6%	16.4%	15.7%	15.9%
% of FP17s for the same patient ID Re-attending between 3 & 9 months - Children	131	190	68.9%	55.5%	60.6%	58.1%
% of FP17s for the same patient ID Re-attending between 3 & 9 months - Adults	78	139	56.1%	48.7%	52.0%	50.6%
% of FP17s for Band 1 Urgent Courses	23	285	8.1%	10.7%	9.6%	9.1%
% of FP17s Relating to Free Repair or Replacements	1	285	0.4%	0.6%	0.7%	0.8%
% of FP17s Relating to Continuations	0	285	0.0%	0.8%	1.0%	1.1%
% of Patients satisfied with the dentistry they have received	0	0	N/A	89.6%	91.6%	91.4%
% of Patients satisfied with the time they had to wait for an appointment	0	0	N/A	87.0%	87.9%	87.7%

* This is based on patients treated on this contract for their most recent course of treatment. Figures in italics indicate the base number of FP17s or Patient Questionnaire responses are less than 100. N/A is shown where the base number of responses is less than 10 during the period. % is calculated as Quantity/Base number*100

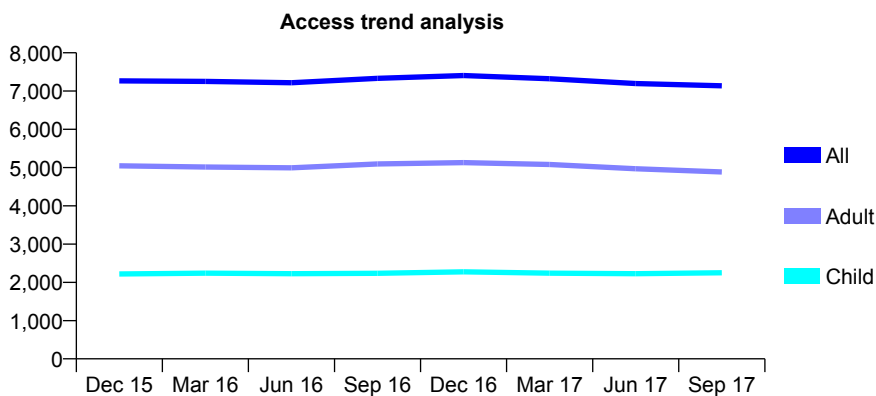
Q67 - Vital Signs At a Glance Contract Report for 279625/0002 - September 2017

Name or company name	MR BS SIDHU
Contract type name	GDS Contract
Purpose of contract	General
Contract start date	01/09/2009
Contract end date	

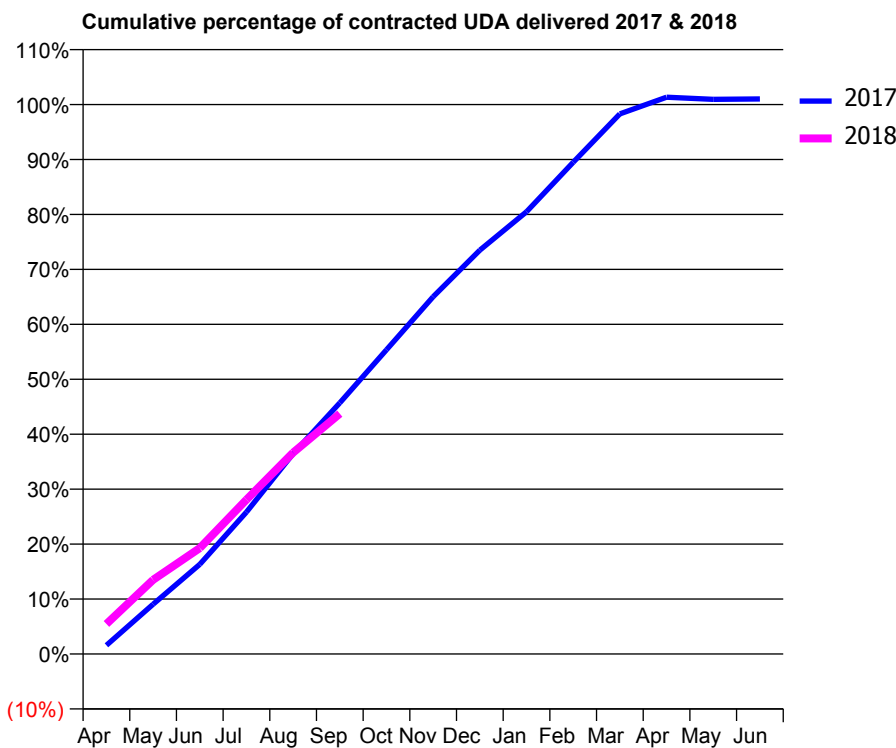
17/18 Contracted general activity (UDA)	21,684
Carry forward general activity (UDA)	-220
17/18 Contracted orthodontic activity (UOA)	0
Carry forward orthodontic activity (UOA)	0
Baseline contract value	£510,875.44

ACCESS*

Patients seen in 24 months	Total	Change since previous quarter
Quarter ending September 2016	7,331	
Quarter ending December 2016	7,407	→
Quarter ending March 2017	7,321	↓
Quarter ending June 2017	7,197	↓
Quarter ending September 2017	7,136	→
Variance since September 2016	(2.7%)	↓



ACTIVITY



Month	Adjusted Scheduled Activity (UDA)	
	2017	2018
April	346	1,188
May	1,963	2,927
June	3,537	4,180
July	5,600	6,090
August	7,905	7,951
September	9,909	9,485
October	12,006	
November	14,101	
December	15,937	
January	17,451	
February	19,405	
March	21,312	
April	21,970	
May	21,888	
June	21,903	

QUALITY

	Quantity	Base Number	Contract	AT	Region	England
% of FP17s for the same patient ID Re-attending within 3 months - Children	161	1,930	8.3%	11.4%	11.4%	11.9%
% of FP17s for the same patient ID Re-attending within 3 months - Adults	691	3,604	19.2%	16.4%	15.7%	15.9%
% of FP17s for the same patient ID Re-attending between 3 & 9 months - Children	1,293	1,930	67.0%	55.5%	60.6%	58.1%
% of FP17s for the same patient ID Re-attending between 3 & 9 months - Adults	1,922	3,604	53.3%	48.7%	52.0%	50.6%
% of FP17s for Band 1 Urgent Courses	589	5,180	11.4%	10.7%	9.6%	9.1%
% of FP17s Relating to Free Repair or Replacements	31	5,180	0.6%	0.6%	0.7%	0.8%
% of FP17s Relating to Continuations	62	5,180	1.2%	0.8%	1.0%	1.1%
% of Patients satisfied with the dentistry they have received	17	17	100.0%	89.6%	91.6%	91.4%
% of Patients satisfied with the time they had to wait for an appointment	17	17	100.0%	87.0%	87.9%	87.7%

* This is based on patients treated on this contract for their most recent course of treatment. Figures in italics indicate the base number of FP17s or Patient Questionnaire responses are less than 100. N/A is shown where the base number of responses is less than 10 during the period. % is calculated as Quantity/Base number*100

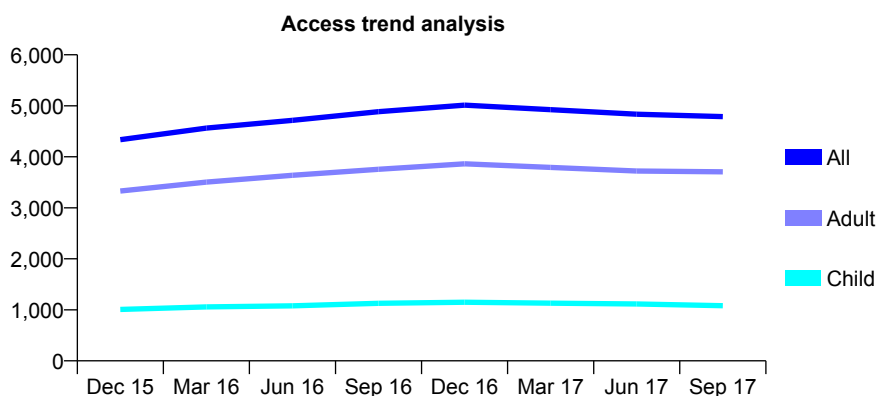
Q67 - Vital Signs At a Glance Contract Report for 280240/0001 - September 2017

Name or company name	MR SA BANVIR
Contract type name	GDS Contract
Purpose of contract	General
Contract start date	01/01/2015
Contract end date	

17/18 Contracted general activity (UDA)	16,057
Carry forward general activity (UDA)	-11
17/18 Contracted orthodontic activity (UOA)	0
Carry forward orthodontic activity (UOA)	0
Baseline contract value	£414,131.45

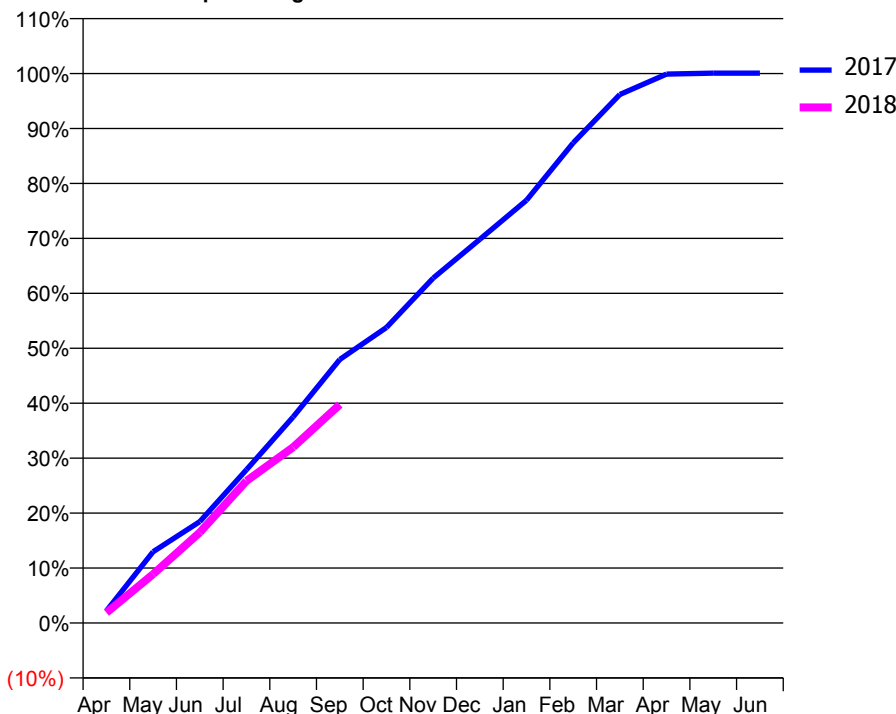
ACCESS*

Patients seen in 24 months	Total	Change since previous quarter
Quarter ending September 2016	4,884	
Quarter ending December 2016	5,012	↑
Quarter ending March 2017	4,924	↓
Quarter ending June 2017	4,836	↓
Quarter ending September 2017	4,788	→
Variance since September 2016	(2.0%)	↓



ACTIVITY

Cumulative percentage of contracted UDA delivered 2017 & 2018



Month	Adjusted Scheduled Activity (UDA)	
	2017	2018
April	356	302
May	2,084	1,426
June	2,964	2,649
July	4,481	4,152
August	6,022	5,136
September	7,703	6,386
October	8,636	
November	10,079	
December	11,211	
January	12,354	
February	14,030	
March	15,444	
April	16,039	
May	16,066	
June	16,067	

QUALITY

	Quantity	Base Number	Contract	AT	Region	England
% of FP17s for the same patient ID Re-attending within 3 months - Children	68	814	8.4%	11.4%	11.4%	11.9%
% of FP17s for the same patient ID Re-attending within 3 months - Adults	572	2,842	20.1%	16.4%	15.7%	15.9%
% of FP17s for the same patient ID Re-attending between 3 & 9 months - Children	532	814	65.4%	55.5%	60.6%	58.1%
% of FP17s for the same patient ID Re-attending between 3 & 9 months - Adults	1,683	2,842	59.2%	48.7%	52.0%	50.6%
% of FP17s for Band 1 Urgent Courses	449	3,388	13.3%	10.7%	9.6%	9.1%
% of FP17s Relating to Free Repair or Replacements	27	3,388	0.8%	0.6%	0.7%	0.8%
% of FP17s Relating to Continuations	30	3,388	0.9%	0.8%	1.0%	1.1%
% of Patients satisfied with the dentistry they have received	22	24	91.7%	89.6%	91.6%	91.4%
% of Patients satisfied with the time they had to wait for an appointment	23	24	95.8%	87.0%	87.9%	87.7%

* This is based on patients treated on this contract for their most recent course of treatment. Figures in italics indicate the base number of FP17s or Patient Questionnaire responses are less than 100. N/A is shown where the base number of responses is less than 10 during the period. % is calculated as Quantity/Base number*100

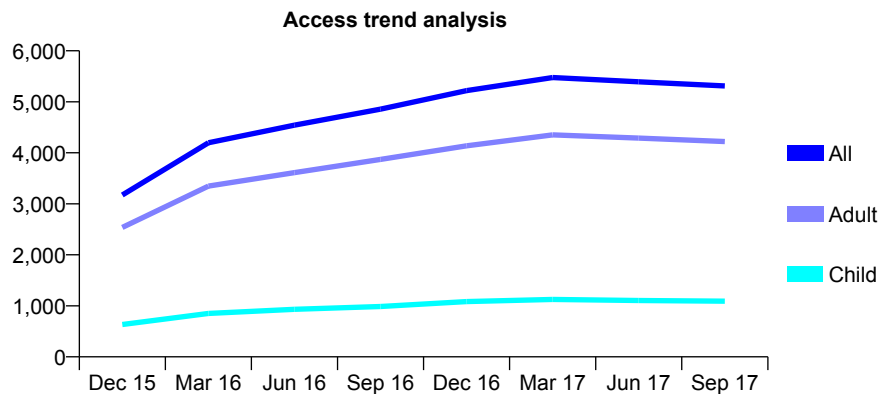
Q67 - Vital Signs At a Glance Contract Report for 281492/0001 - September 2017

Name or company name	MS C TULLURI
Contract type name	GDS Contract
Purpose of contract	General
Contract start date	12/03/2015
Contract end date	

17/18 Contracted general activity (UDA)	12,653
Carry forward general activity (UDA)	199
17/18 Contracted orthodontic activity (UOA)	0
Carry forward orthodontic activity (UOA)	0
Baseline contract value	£312,897.67

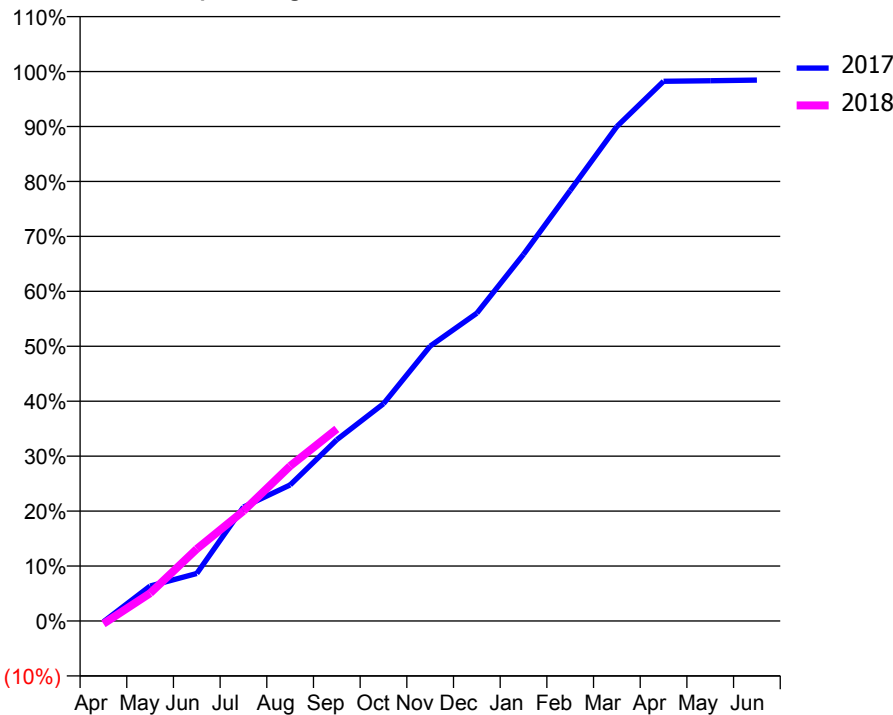
ACCESS*

Patients seen in 24 months	Total	Change since previous quarter
Quarter ending September 2016	4,857	
Quarter ending December 2016	5,220	↑
Quarter ending March 2017	5,476	↑
Quarter ending June 2017	5,393	↓
Quarter ending September 2017	5,312	↓
Variance since September 2016	9.4%	↑



ACTIVITY

Cumulative percentage of contracted UDA delivered 2017 & 2018



Month	Adjusted Scheduled Activity (UDA)	
	2017	2018
April	-19	-66
May	807	642
June	1,094	1,660
July	2,624	2,535
August	3,134	3,570
September	4,176	4,424
October	5,003	
November	6,328	
December	7,088	
January	8,443	
February	9,912	
March	11,388	
April	12,427	
May	12,441	
June	12,454	

QUALITY

	Quantity	Base Number	Contract	AT	Region	England
% of FP17s for the same patient ID Re-attending within 3 months - Children	21	519	4.0%	11.4%	11.4%	11.9%
% of FP17s for the same patient ID Re-attending within 3 months - Adults	137	1,799	7.6%	16.4%	15.7%	15.9%
% of FP17s for the same patient ID Re-attending between 3 & 9 months - Children	150	519	28.9%	55.5%	60.6%	58.1%
% of FP17s for the same patient ID Re-attending between 3 & 9 months - Adults	545	1,799	30.3%	48.7%	52.0%	50.6%
% of FP17s for Band 1 Urgent Courses	158	1,955	8.1%	10.7%	9.6%	9.1%
% of FP17s Relating to Free Repair or Replacements	11	1,955	0.6%	0.6%	0.7%	0.8%
% of FP17s Relating to Continuations	7	1,955	0.4%	0.8%	1.0%	1.1%
% of Patients satisfied with the dentistry they have received	34	39	87.2%	89.6%	91.6%	91.4%
% of Patients satisfied with the time they had to wait for an appointment	35	39	89.7%	87.0%	87.9%	87.7%

* This is based on patients treated on this contract for their most recent course of treatment. Figures in italics indicate the base number of FP17s or Patient Questionnaire responses are less than 100. N/A is shown where the base number of responses is less than 10 during the period. % is calculated as Quantity/Base number*100

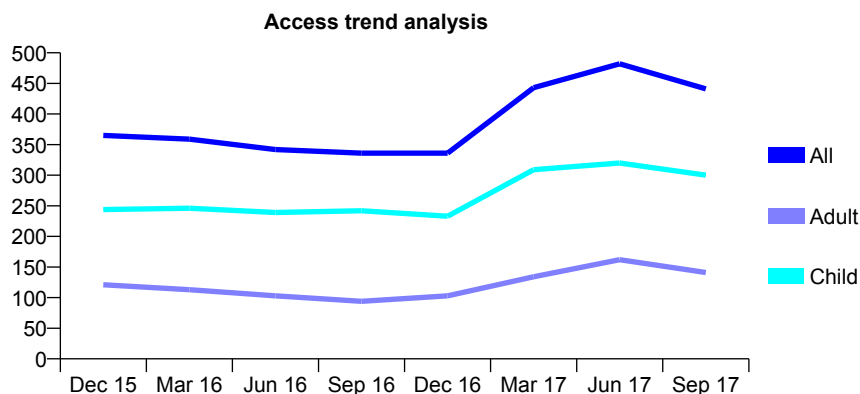
Q67 - Vital Signs At a Glance Contract Report for 300519/0002 - September 2017

Name or company name	MRS C LUPIN
Contract type name	GDS Contract
Purpose of contract	General
Contract start date	27/01/2010
Contract end date	

17/18 Contracted general activity (UDA)	900
Carry forward general activity (UDA)	-18
17/18 Contracted orthodontic activity (UOA)	0
Carry forward orthodontic activity (UOA)	0
Baseline contract value	£20,777.02

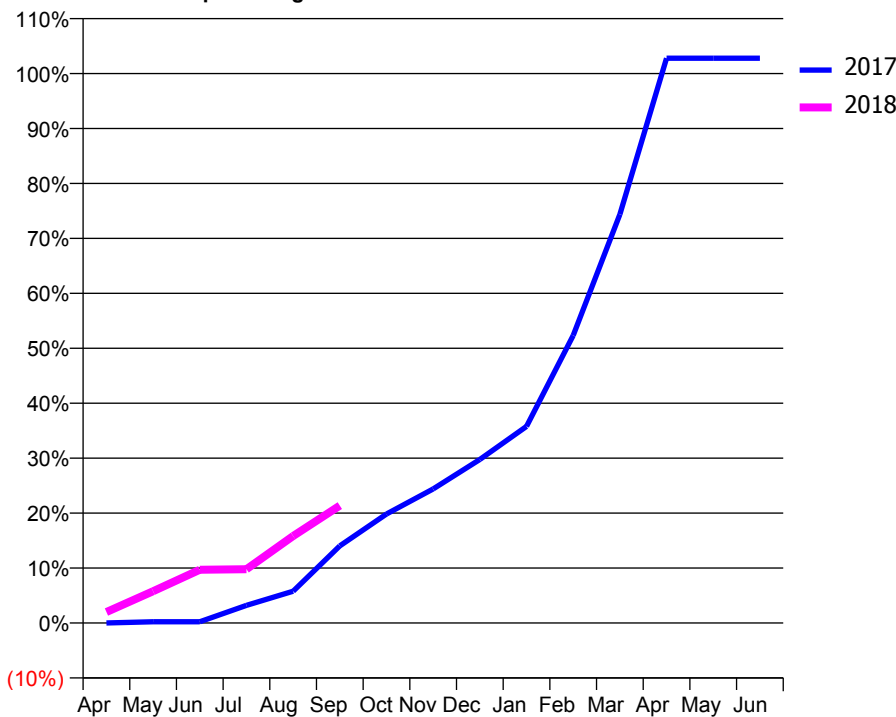
ACCESS*

Patients seen in 24 months	Total	Change since previous quarter
Quarter ending September 2016	336	
Quarter ending December 2016	336	→
Quarter ending March 2017	443	↑
Quarter ending June 2017	482	↑
Quarter ending September 2017	441	↓
Variance since September 2016	31.3%	↑



ACTIVITY

Cumulative percentage of contracted UDA delivered 2017 & 2018



Month	Adjusted Scheduled Activity (UDA)	
	2017	2018
April	0	18
May	2	52
June	2	87
July	29	88
August	52	142
September	126	192
October	179	
November	220	
December	268	
January	322	
February	471	
March	669	
April	925	
May	925	
June	925	

QUALITY

	Quantity	Base Number	Contract	AT	Region	England
% of FP17s for the same patient ID Re-attending within 3 months - Children	6	177	3.4%	11.4%	11.4%	11.9%
% of FP17s for the same patient ID Re-attending within 3 months - Adults	2	55	3.6%	16.4%	15.7%	15.9%
% of FP17s for the same patient ID Re-attending between 3 & 9 months - Children	70	177	39.5%	55.5%	60.6%	58.1%
% of FP17s for the same patient ID Re-attending between 3 & 9 months - Adults	14	55	25.5%	48.7%	52.0%	50.6%
% of FP17s for Band 1 Urgent Courses	2	131	1.5%	10.7%	9.6%	9.1%
% of FP17s Relating to Free Repair or Replacements	0	131	0.0%	0.6%	0.7%	0.8%
% of FP17s Relating to Continuations	0	131	0.0%	0.8%	1.0%	1.1%
% of Patients satisfied with the dentistry they have received	1	1	N/A	89.6%	91.6%	91.4%
% of Patients satisfied with the time they had to wait for an appointment	1	1	N/A	87.0%	87.9%	87.7%

* This is based on patients treated on this contract for their most recent course of treatment. Figures in italics indicate the base number of FP17s or Patient Questionnaire responses are less than 100. N/A is shown where the base number of responses is less than 10 during the period. % is calculated as Quantity/Base number*100

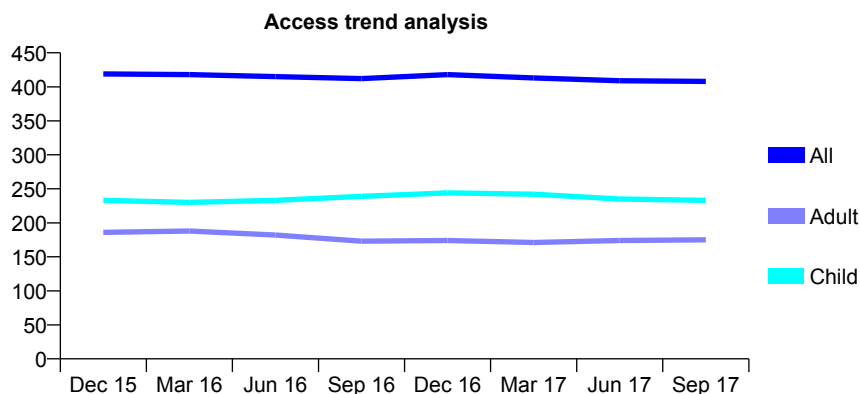
Q67 - Vital Signs At a Glance Contract Report for 308870/0001 - September 2017

Name or company name	Dr H Pankhania trading as Sea Street Dent
Contract type name	GDS Contract
Purpose of contract	General
Contract start date	01/04/2006
Contract end date	

17/18 Contracted general activity (UDA)	1,400
Carry forward general activity (UDA)	0
17/18 Contracted orthodontic activity (UOA)	0
Carry forward orthodontic activity (UOA)	0
Baseline contract value	£31,916.16

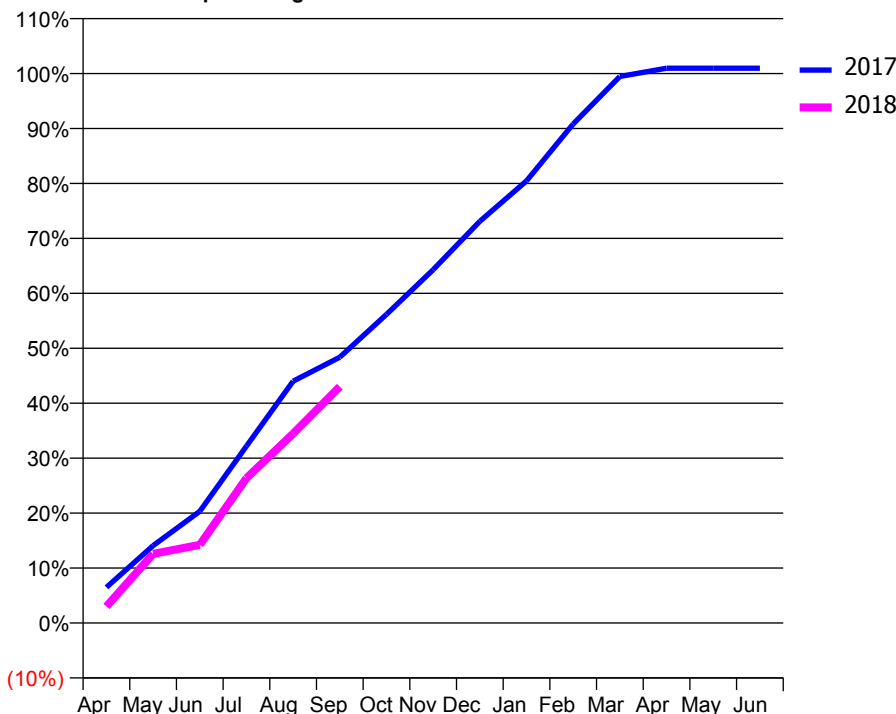
ACCESS*

Patients seen in 24 months	Total	Change since previous quarter
Quarter ending September 2016	412	
Quarter ending December 2016	418	→
Quarter ending March 2017	413	↓
Quarter ending June 2017	409	→
Quarter ending September 2017	408	→
Variance since September 2016	(1.0%)	→



ACTIVITY

Cumulative percentage of contracted UDA delivered 2017 & 2018



Adjusted Scheduled Activity (UDA)

Month	2017	2018
April	91	42
May	197	176
June	284	199
July	451	369
August	616	483
September	677	602
October	786	
November	900	
December	1,023	
January	1,126	
February	1,271	
March	1,392	
April	1,414	
May	1,414	
June	1,414	

QUALITY

	Quantity	Base Number	Contract	AT	Region	England
% of FP17s for the same patient ID Re-attending within 3 months - Children	22	228	9.6%	11.4%	11.4%	11.9%
% of FP17s for the same patient ID Re-attending within 3 months - Adults	18	117	15.4%	16.4%	15.7%	15.9%
% of FP17s for the same patient ID Re-attending between 3 & 9 months - Children	174	228	76.3%	55.5%	60.6%	58.1%
% of FP17s for the same patient ID Re-attending between 3 & 9 months - Adults	77	117	65.8%	48.7%	52.0%	50.6%
% of FP17s for Band 1 Urgent Courses	11	334	3.3%	10.7%	9.6%	9.1%
% of FP17s Relating to Free Repair or Replacements	0	334	0.0%	0.6%	0.7%	0.8%
% of FP17s Relating to Continuations	2	334	0.6%	0.8%	1.0%	1.1%
% of Patients satisfied with the dentistry they have received	2	3	N/A	89.6%	91.6%	91.4%
% of Patients satisfied with the time they had to wait for an appointment	3	3	N/A	87.0%	87.9%	87.7%

* This is based on patients treated on this contract for their most recent course of treatment. Figures in italics indicate the base number of FP17s or Patient Questionnaire responses are less than 100. N/A is shown where the base number of responses is less than 10 during the period. % is calculated as Quantity/Base number*100

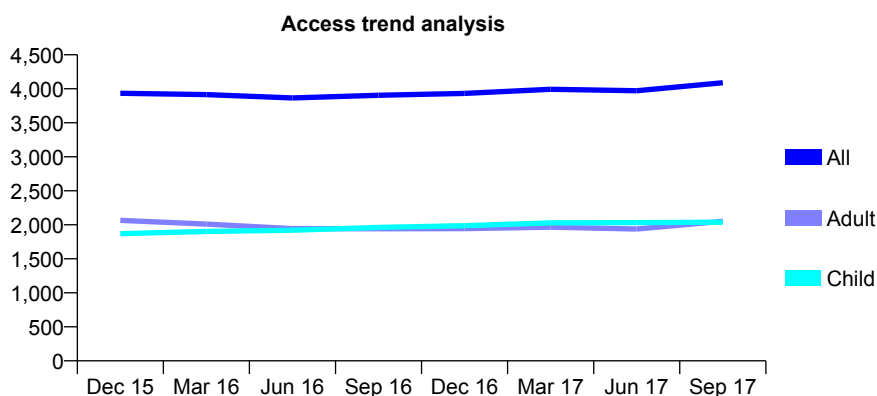
Q67 - Vital Signs At a Glance Contract Report for 317764/0004 - September 2017

Name or company name	Ashley Lupin & Associates Ltd
Contract type name	GDS Contract
Purpose of contract	General
Contract start date	29/03/2010
Contract end date	

17/18 Contracted general activity (UDA)	16,144
Carry forward general activity (UDA)	491
17/18 Contracted orthodontic activity (UOA)	0
Carry forward orthodontic activity (UOA)	0
Baseline contract value	£403,614.19

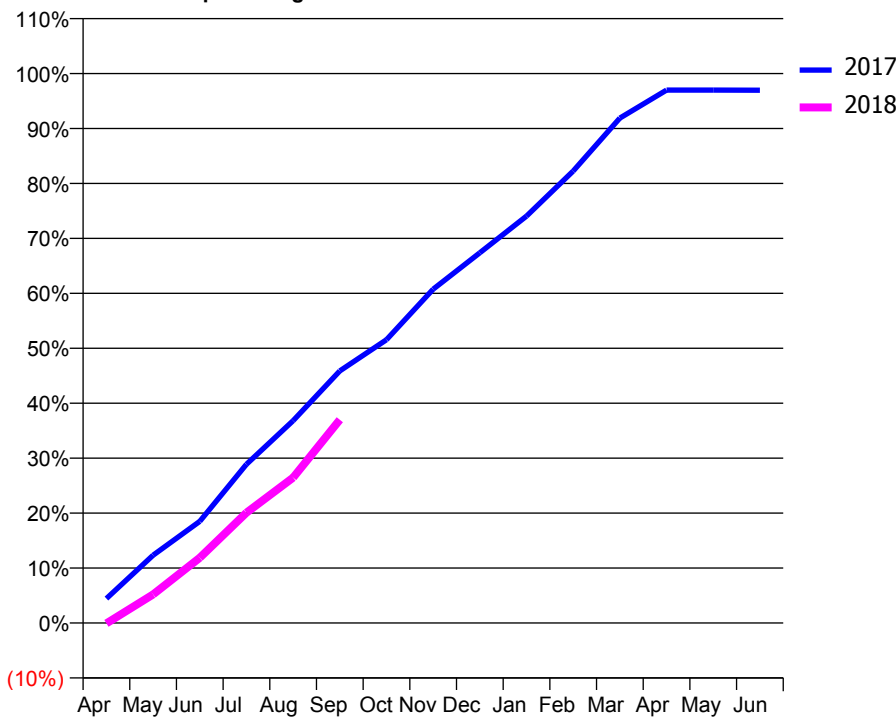
ACCESS*

Patients seen in 24 months	Total	Change since previous quarter
Quarter ending September 2016	3,905	
Quarter ending December 2016	3,932	→
Quarter ending March 2017	3,994	→
Quarter ending June 2017	3,972	→
Quarter ending September 2017	4,090	↑
Variance since September 2016	4.7%	↑



ACTIVITY

Cumulative percentage of contracted UDA delivered 2017 & 2018



Adjusted Scheduled Activity (UDA)

Month	2017	2018
April	720	-14
May	1,991	838
June	2,989	1,919
July	4,663	3,243
August	5,944	4,274
September	7,408	5,973
October	8,321	
November	9,809	
December	10,877	
January	11,953	
February	13,278	
March	14,833	
April	15,657	
May	15,655	
June	15,652	

QUALITY

	Quantity	Base Number	Contract	AT	Region	England
% of FP17s for the same patient ID Re-attending within 3 months - Children	163	1,364	12.0%	11.4%	11.4%	11.9%
% of FP17s for the same patient ID Re-attending within 3 months - Adults	345	1,251	27.6%	16.4%	15.7%	15.9%
% of FP17s for the same patient ID Re-attending between 3 & 9 months - Children	650	1,364	47.7%	55.5%	60.6%	58.1%
% of FP17s for the same patient ID Re-attending between 3 & 9 months - Adults	422	1,251	33.7%	48.7%	52.0%	50.6%
% of FP17s for Band 1 Urgent Courses	304	2,376	12.8%	10.7%	9.6%	9.1%
% of FP17s Relating to Free Repair or Replacements	0	2,376	0.0%	0.6%	0.7%	0.8%
% of FP17s Relating to Continuations	48	2,376	2.0%	0.8%	1.0%	1.1%
% of Patients satisfied with the dentistry they have received	5	8	N/A	89.6%	91.6%	91.4%
% of Patients satisfied with the time they had to wait for an appointment	8	8	N/A	87.0%	87.9%	87.7%

* This is based on patients treated on this contract for their most recent course of treatment. Figures in italics indicate the base number of FP17s or Patient Questionnaire responses are less than 100. N/A is shown where the base number of responses is less than 10 during the period. % is calculated as Quantity/Base number*100

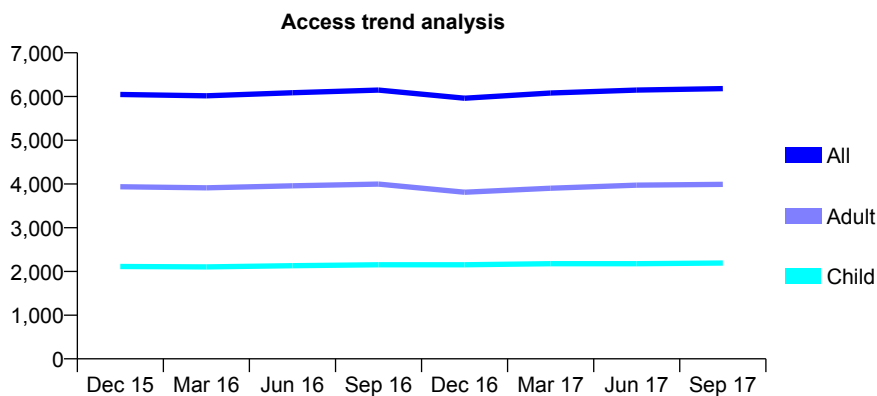
Q67 - Vital Signs At a Glance Contract Report for 318892/0002 - September 2017

Name or company name	MR DP BUSH
Contract type name	GDS Contract
Purpose of contract	General
Contract start date	01/11/2012
Contract end date	

17/18 Contracted general activity (UDA)	14,293
Carry forward general activity (UDA)	0
17/18 Contracted orthodontic activity (UOA)	0
Carry forward orthodontic activity (UOA)	0
Baseline contract value	£353,453.46

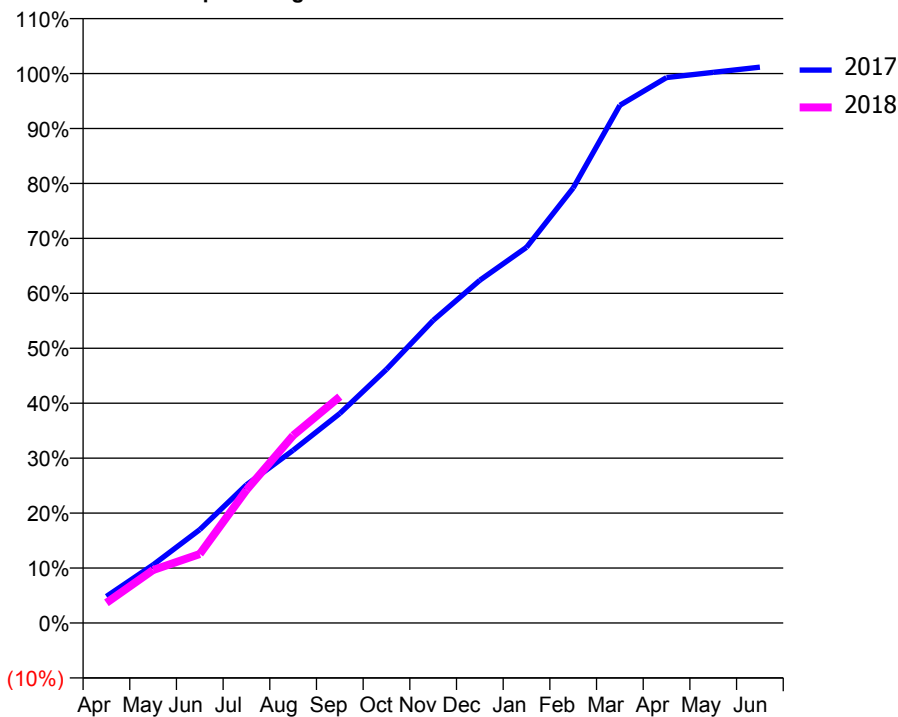
ACCESS*

Patients seen in 24 months	Total	Change since previous quarter
Quarter ending September 2016	6,149	
Quarter ending December 2016	5,962	↓
Quarter ending March 2017	6,080	→
Quarter ending June 2017	6,147	→
Quarter ending September 2017	6,181	→
Variance since September 2016	0.5%	→



ACTIVITY

Cumulative percentage of contracted UDA delivered 2017 & 2018



Adjusted Scheduled Activity (UDA)

Month	2017	2018
April	743	524
May	1,620	1,380
June	2,602	1,794
July	3,851	3,458
August	4,813	4,879
September	5,840	5,889
October	7,070	
November	8,431	
December	9,550	
January	10,468	
February	12,121	
March	14,427	
April	15,200	
May	15,345	
June	15,489	

QUALITY

	Quantity	Base Number	Contract	AT	Region	England
% of FP17s for the same patient ID Re-attending within 3 months - Children	104	1,649	6.3%	11.4%	11.4%	11.9%
% of FP17s for the same patient ID Re-attending within 3 months - Adults	275	2,353	11.7%	16.4%	15.7%	15.9%
% of FP17s for the same patient ID Re-attending between 3 & 9 months - Children	1,016	1,649	61.6%	55.5%	60.6%	58.1%
% of FP17s for the same patient ID Re-attending between 3 & 9 months - Adults	1,049	2,353	44.6%	48.7%	52.0%	50.6%
% of FP17s for Band 1 Urgent Courses	314	3,540	8.9%	10.7%	9.6%	9.1%
% of FP17s Relating to Free Repair or Replacements	9	3,540	0.3%	0.6%	0.7%	0.8%
% of FP17s Relating to Continuations	20	3,540	0.6%	0.8%	1.0%	1.1%
% of Patients satisfied with the dentistry they have received	18	19	94.7%	89.6%	91.6%	91.4%
% of Patients satisfied with the time they had to wait for an appointment	17	19	89.5%	87.0%	87.9%	87.7%

* This is based on patients treated on this contract for their most recent course of treatment. Figures in italics indicate the base number of FP17s or Patient Questionnaire responses are less than 100. N/A is shown where the base number of responses is less than 10 during the period. % is calculated as Quantity/Base number*100

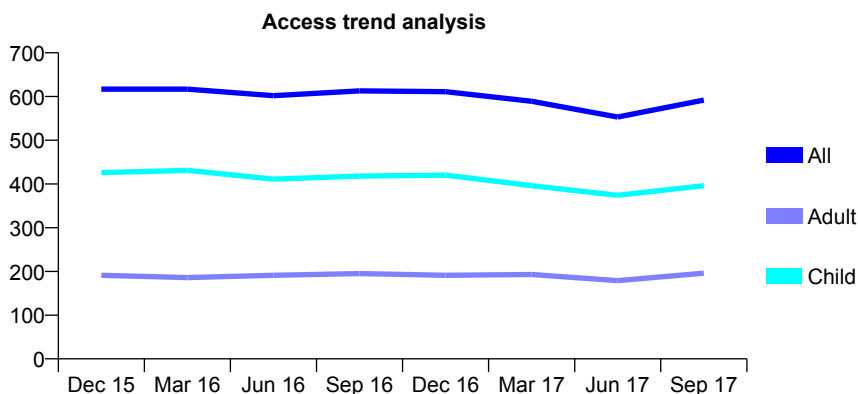
Q67 - Vital Signs At a Glance Contract Report for 319406/0001 - September 2017

Name or company name	MR DG CASEY
Contract type name	GDS Contract
Purpose of contract	General
Contract start date	01/04/2006
Contract end date	

17/18 Contracted general activity (UDA)	1,400
Carry forward general activity (UDA)	0
17/18 Contracted orthodontic activity (UOA)	0
Carry forward orthodontic activity (UOA)	0
Baseline contract value	£34,620.78

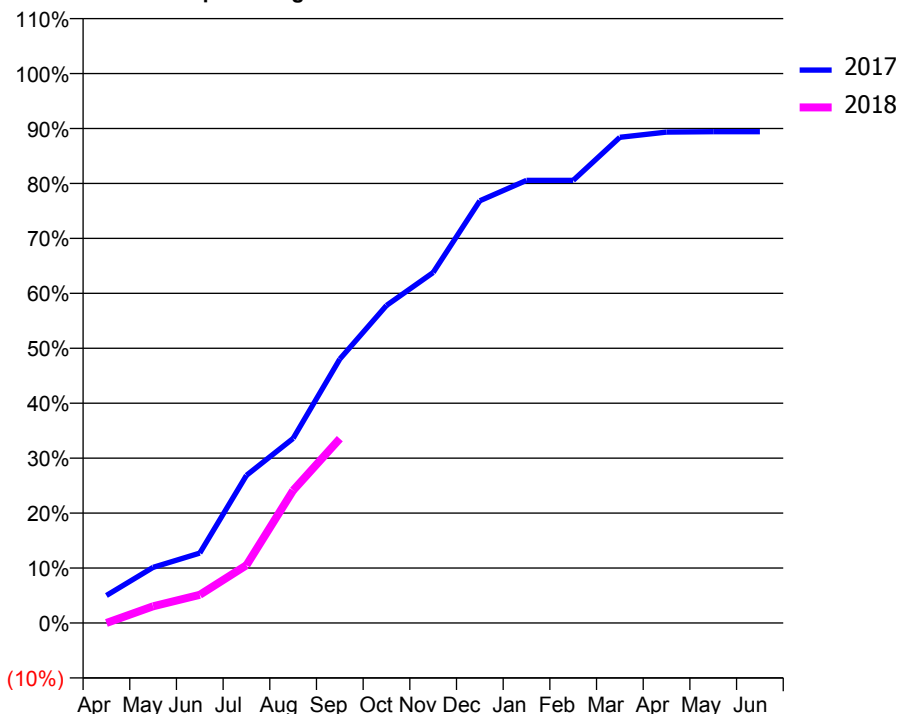
ACCESS*

Patients seen in 24 months	Total	Change since previous quarter
Quarter ending September 2016	613	
Quarter ending December 2016	611	→
Quarter ending March 2017	589	↓
Quarter ending June 2017	553	↓
Quarter ending September 2017	592	↑
Variance since September 2016	(3.4%)	↓



ACTIVITY

Cumulative percentage of contracted UDA delivered 2017 & 2018



Adjusted Scheduled Activity (UDA)

Month	2017	2018
April	70	0
May	142	43
June	178	72
July	376	147
August	470	338
September	673	470
October	809	
November	893	
December	1,076	
January	1,128	
February	1,128	
March	1,238	
April	1,251	
May	1,252	
June	1,252	

QUALITY

	Quantity	Base Number	Contract	AT	Region	England
% of FP17s for the same patient ID Re-attending within 3 months - Children	13	343	3.8%	11.4%	11.4%	11.9%
% of FP17s for the same patient ID Re-attending within 3 months - Adults	33	161	20.5%	16.4%	15.7%	15.9%
% of FP17s for the same patient ID Re-attending between 3 & 9 months - Children	180	343	52.5%	55.5%	60.6%	58.1%
% of FP17s for the same patient ID Re-attending between 3 & 9 months - Adults	66	161	41.0%	48.7%	52.0%	50.6%
% of FP17s for Band 1 Urgent Courses	13	373	3.5%	10.7%	9.6%	9.1%
% of FP17s Relating to Free Repair or Replacements	0	373	0.0%	0.6%	0.7%	0.8%
% of FP17s Relating to Continuations	1	373	0.3%	0.8%	1.0%	1.1%
% of Patients satisfied with the dentistry they have received	0	0	N/A	89.6%	91.6%	91.4%
% of Patients satisfied with the time they had to wait for an appointment	0	0	N/A	87.0%	87.9%	87.7%

* This is based on patients treated on this contract for their most recent course of treatment. Figures in italics indicate the base number of FP17s or Patient Questionnaire responses are less than 100. N/A is shown where the base number of responses is less than 10 during the period. % is calculated as Quantity/Base number*100

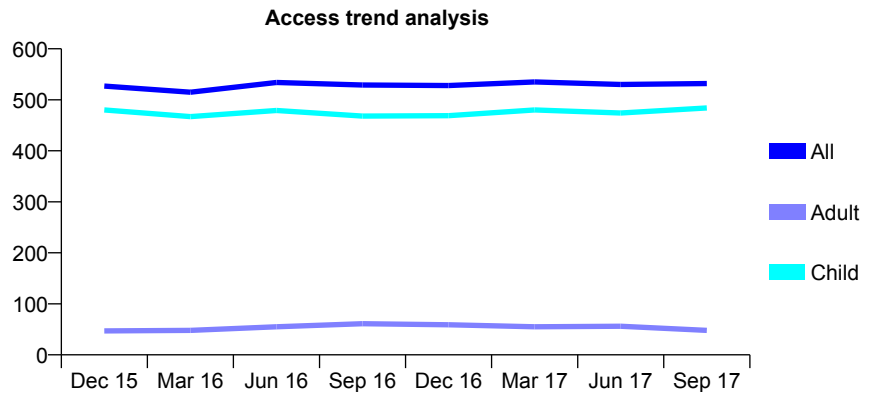
Q67 - Vital Signs At a Glance Contract Report for 319821/0001 - September 2017

Name or company name	MR PJ DENING
Contract type name	GDS Contract
Purpose of contract	General
Contract start date	01/04/2006
Contract end date	

17/18 Contracted general activity (UDA)	1,042
Carry forward general activity (UDA)	-21
17/18 Contracted orthodontic activity (UOA)	0
Carry forward orthodontic activity (UOA)	0
Baseline contract value	£23,418.38

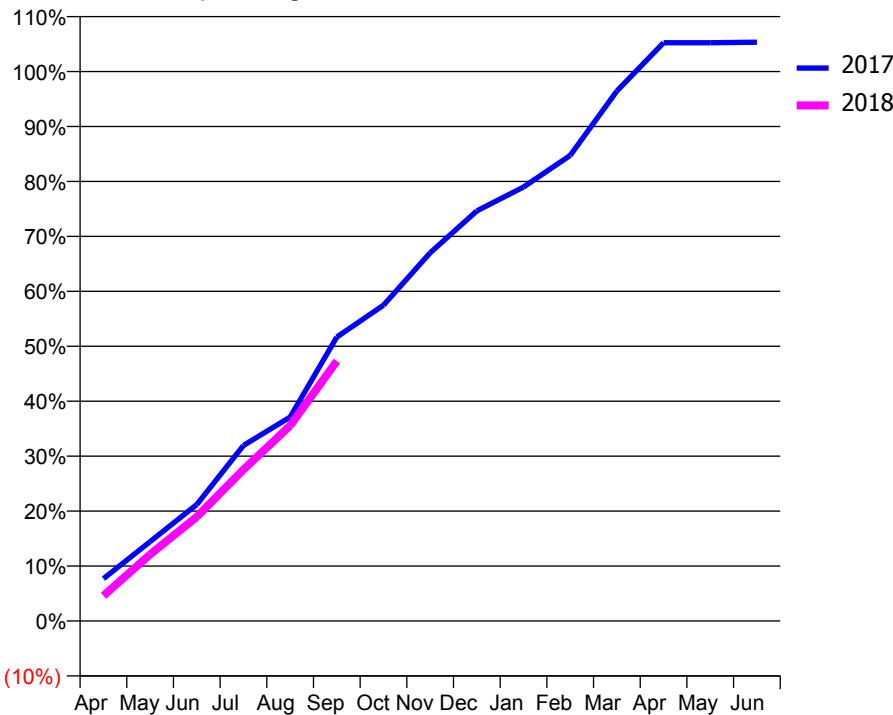
ACCESS*

Patients seen in 24 months	Total	Change since previous quarter
Quarter ending September 2016	529	
Quarter ending December 2016	528	→
Quarter ending March 2017	535	→
Quarter ending June 2017	530	→
Quarter ending September 2017	532	→
Variance since September 2016	0.6%	→



ACTIVITY

Cumulative percentage of contracted UDA delivered 2017 & 2018



Month	Adjusted Scheduled Activity (UDA)	
	2017	2018
April	80	48
May	151	126
June	221	198
July	333	287
August	387	371
September	538	493
October	599	
November	698	
December	778	
January	823	
February	883	
March	1,005	
April	1,097	
May	1,097	
June	1,098	

QUALITY

	Quantity	Base Number	Contract	AT	Region	England
% of FP17s for the same patient ID Re-attending within 3 months - Children	31	428	7.2%	11.4%	11.4%	11.9%
% of FP17s for the same patient ID Re-attending within 3 months - Adults	0	0	N/A	16.4%	15.7%	15.9%
% of FP17s for the same patient ID Re-attending between 3 & 9 months - Children	294	428	68.7%	55.5%	60.6%	58.1%
% of FP17s for the same patient ID Re-attending between 3 & 9 months - Adults	0	0	N/A	48.7%	52.0%	50.6%
% of FP17s for Band 1 Urgent Courses	10	354	2.8%	10.7%	9.6%	9.1%
% of FP17s Relating to Free Repair or Replacements	0	354	0.0%	0.6%	0.7%	0.8%
% of FP17s Relating to Continuations	0	354	0.0%	0.8%	1.0%	1.1%
% of Patients satisfied with the dentistry they have received	1	1	N/A	89.6%	91.6%	91.4%
% of Patients satisfied with the time they had to wait for an appointment	1	1	N/A	87.0%	87.9%	87.7%

* This is based on patients treated on this contract for their most recent course of treatment. Figures in italics indicate the base number of FP17s or Patient Questionnaire responses are less than 100. N/A is shown where the base number of responses is less than 10 during the period. % is calculated as Quantity/Base number*100

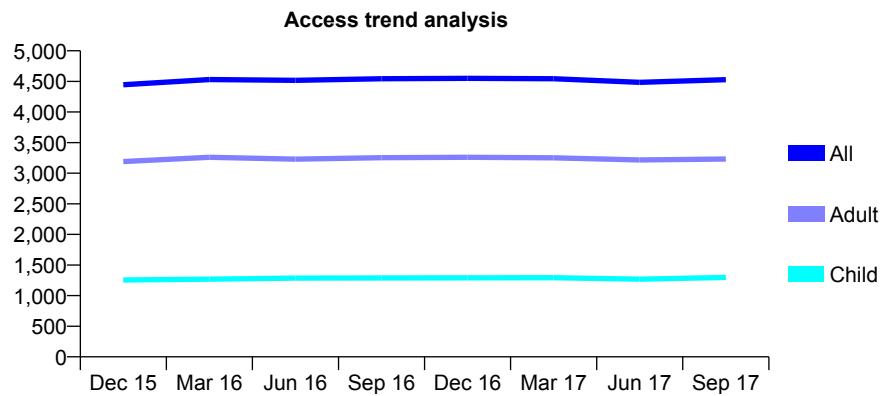
Q67 - Vital Signs At a Glance Contract Report for 320625/0001 - September 2017

Name or company name	Lenham Dental Surgery
Contract type name	GDS Contract
Purpose of contract	General
Contract start date	01/04/2006
Contract end date	

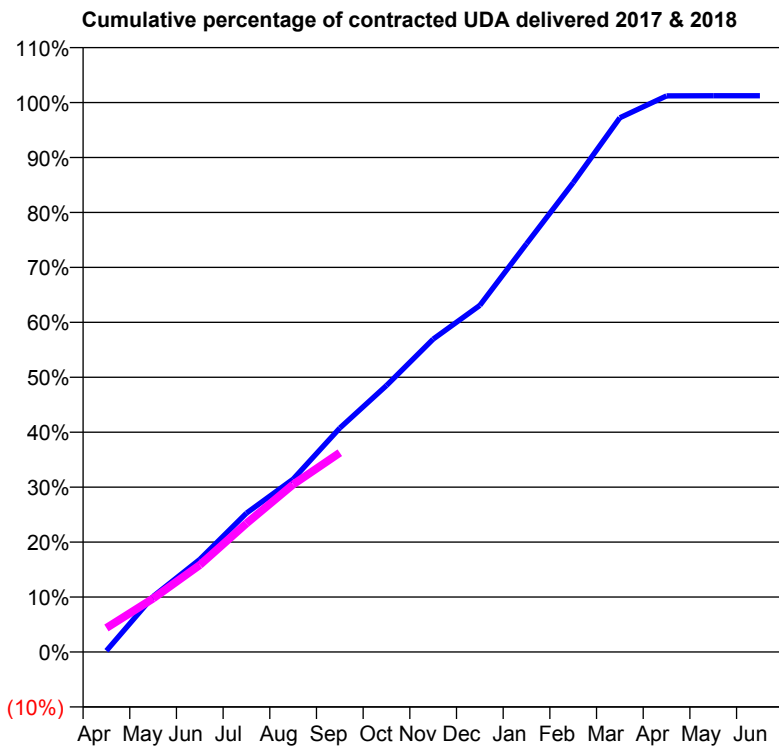
17/18 Contracted general activity (UDA)	16,902
Carry forward general activity (UDA)	-208
17/18 Contracted orthodontic activity (UOA)	0
Carry forward orthodontic activity (UOA)	0
Baseline contract value	£417,971.72

ACCESS*

Patients seen in 24 months	Total	Change since previous quarter
Quarter ending September 2016	4,543	
Quarter ending December 2016	4,551	→
Quarter ending March 2017	4,544	→
Quarter ending June 2017	4,484	↓
Quarter ending September 2017	4,529	→
Variance since September 2016	(0.3%)	→



ACTIVITY



Month	Adjusted Scheduled Activity (UDA)	
	2017	2018
April	38	741
May	1,706	1,645
June	2,847	2,677
July	4,273	3,957
August	5,317	5,153
September	6,890	6,128
October	8,196	
November	9,626	
December	10,664	
January	12,556	
February	14,434	
March	16,435	
April	17,107	
May	17,110	
June	17,110	

QUALITY

	Quantity	Base Number	Contract	AT	Region	England
% of FP17s for the same patient ID Re-attending within 3 months - Children	69	949	7.3%	11.4%	11.4%	11.9%
% of FP17s for the same patient ID Re-attending within 3 months - Adults	434	2,384	18.2%	16.4%	15.7%	15.9%
% of FP17s for the same patient ID Re-attending between 3 & 9 months - Children	556	949	58.6%	55.5%	60.6%	58.1%
% of FP17s for the same patient ID Re-attending between 3 & 9 months - Adults	1,441	2,384	60.4%	48.7%	52.0%	50.6%
% of FP17s for Band 1 Urgent Courses	292	3,055	9.6%	10.7%	9.6%	9.1%
% of FP17s Relating to Free Repair or Replacements	62	3,055	2.0%	0.6%	0.7%	0.8%
% of FP17s Relating to Continuations	32	3,055	1.0%	0.8%	1.0%	1.1%
% of Patients satisfied with the dentistry they have received	38	41	92.7%	89.6%	91.6%	91.4%
% of Patients satisfied with the time they had to wait for an appointment	38	41	92.7%	87.0%	87.9%	87.7%

* This is based on patients treated on this contract for their most recent course of treatment. Figures in italics indicate the base number of FP17s or Patient Questionnaire responses are less than 100. N/A is shown where the base number of responses is less than 10 during the period. % is calculated as Quantity/Base number*100

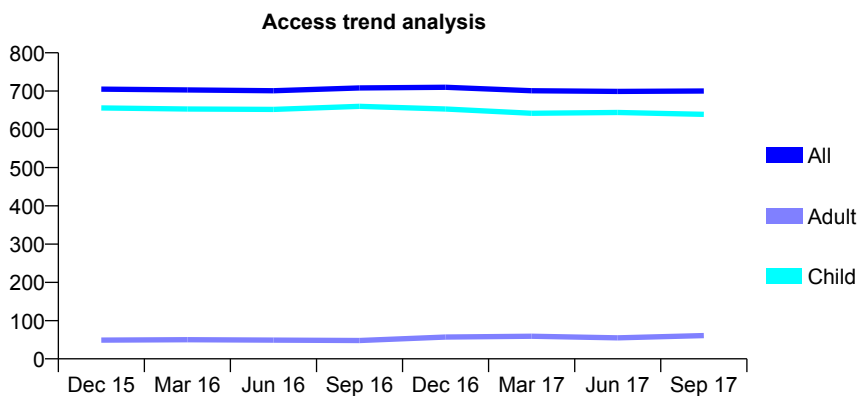
Q67 - Vital Signs At a Glance Contract Report for 330493/0001 - September 2017

Name or company name	MR CF GUNTER
Contract type name	GDS Contract
Purpose of contract	General
Contract start date	01/04/2006
Contract end date	

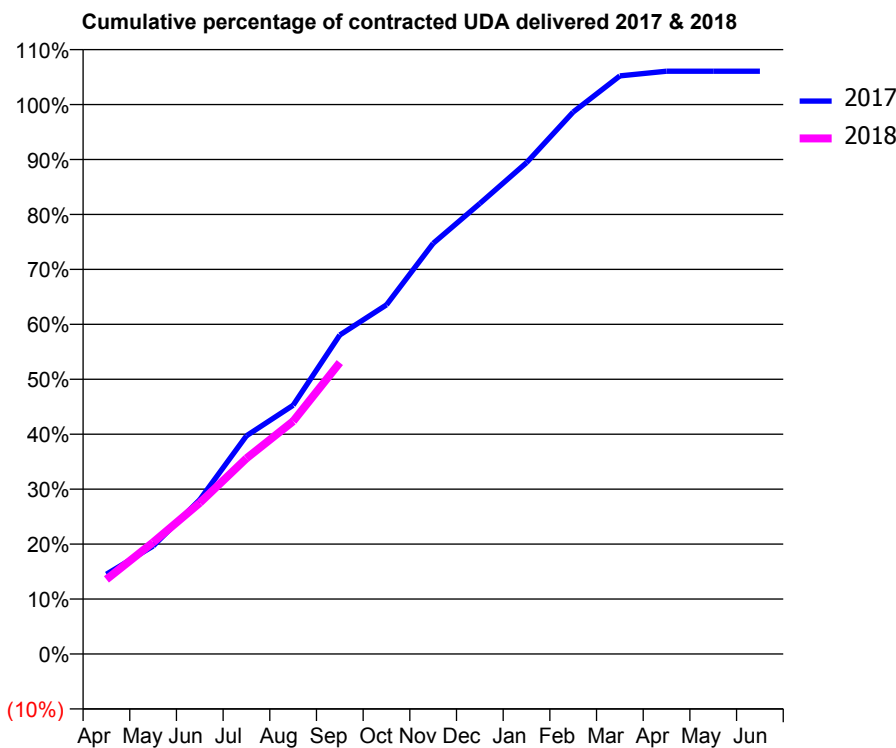
17/18 Contracted general activity (UDA)	1,171
Carry forward general activity (UDA)	-24
17/18 Contracted orthodontic activity (UOA)	0
Carry forward orthodontic activity (UOA)	0
Baseline contract value	£28,957.82

ACCESS*

Patients seen in 24 months	Total	Change since previous quarter
Quarter ending September 2016	708	
Quarter ending December 2016	710	→
Quarter ending March 2017	701	↓
Quarter ending June 2017	699	→
Quarter ending September 2017	700	→
Variance since September 2016	(1.1%)	↓



ACTIVITY



Month	Adjusted Scheduled Activity (UDA)	
	2017	2018
April	170	159
May	230	238
June	329	322
July	465	417
August	530	496
September	680	621
October	744	
November	875	
December	960	
January	1,047	
February	1,155	
March	1,232	
April	1,242	
May	1,242	
June	1,242	

QUALITY

	Quantity	Base Number	Contract	AT	Region	England
% of FP17s for the same patient ID Re-attending within 3 months - Children	8	523	1.5%	11.4%	11.4%	11.9%
% of FP17s for the same patient ID Re-attending within 3 months - Adults	0	0	N/A	16.4%	15.7%	15.9%
% of FP17s for the same patient ID Re-attending between 3 & 9 months - Children	362	523	69.2%	55.5%	60.6%	58.1%
% of FP17s for the same patient ID Re-attending between 3 & 9 months - Adults	0	0	N/A	48.7%	52.0%	50.6%
% of FP17s for Band 1 Urgent Courses	0	514	0.0%	10.7%	9.6%	9.1%
% of FP17s Relating to Free Repair or Replacements	0	514	0.0%	0.6%	0.7%	0.8%
% of FP17s Relating to Continuations	0	514	0.0%	0.8%	1.0%	1.1%
% of Patients satisfied with the dentistry they have received	1	1	N/A	89.6%	91.6%	91.4%
% of Patients satisfied with the time they had to wait for an appointment	0	1	N/A	87.0%	87.9%	87.7%

* This is based on patients treated on this contract for their most recent course of treatment. Figures in italics indicate the base number of FP17s or Patient Questionnaire responses are less than 100. N/A is shown where the base number of responses is less than 10 during the period. % is calculated as Quantity/Base number*100

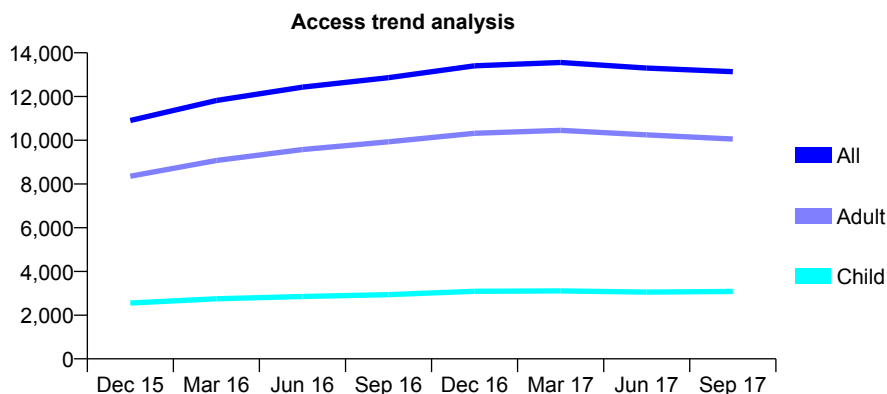
Q67 - Vital Signs At a Glance Contract Report for 330736/0018 - September 2017

Name or company name	MR N PATEL
Contract type name	GDS Contract
Purpose of contract	General and Orthodontic
Contract start date	01/01/2015
Contract end date	

17/18 Contracted general activity (UDA)	38,100
Carry forward general activity (UDA)	111
17/18 Contracted orthodontic activity (UOA)	1,275
Carry forward orthodontic activity (UOA)	0
Baseline contract value	£997,860.21

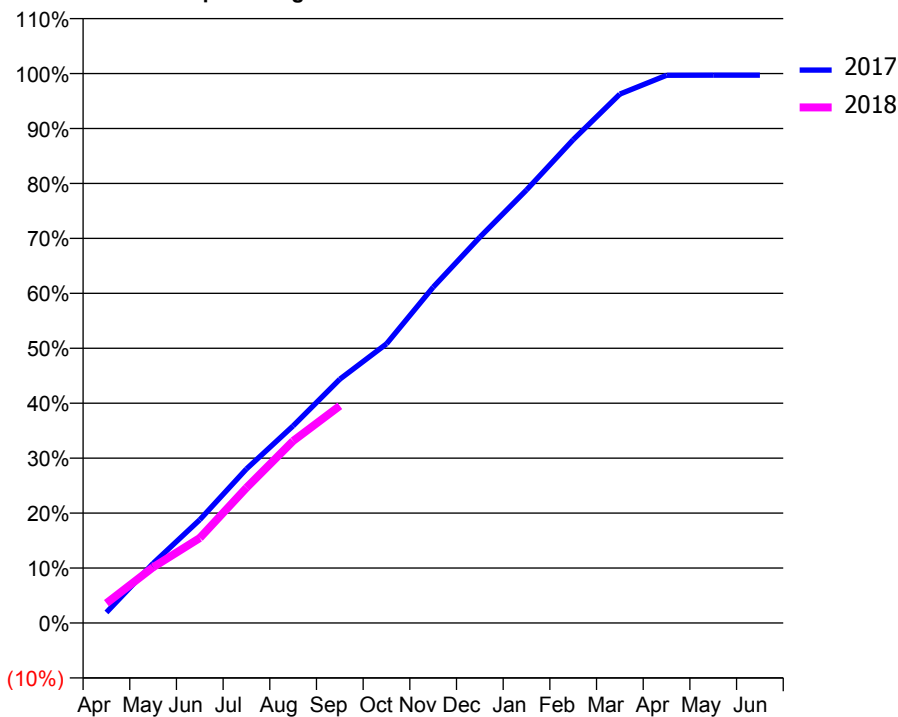
ACCESS*

Patients seen in 24 months	Total	Change since previous quarter
Quarter ending September 2016	12,863	
Quarter ending December 2016	13,406	↑
Quarter ending March 2017	13,559	→
Quarter ending June 2017	13,299	↓
Quarter ending September 2017	13,135	↓
Variance since September 2016	2.1%	↑



ACTIVITY

Cumulative percentage of contracted UDA delivered 2017 & 2018



Month	Adjusted Scheduled Activity (UDA)	
	2017	2018
April	731	1,377
May	4,134	3,868
June	7,164	5,896
July	10,684	9,377
August	13,668	12,622
September	16,905	15,052
October	19,356	
November	23,288	
December	26,754	
January	30,025	
February	33,507	
March	36,673	
April	37,980	
May	37,986	
June	37,989	

QUALITY

	Quantity	Base Number	Contract	AT	Region	England
% of FP17s for the same patient ID Re-attending within 3 months - Children	185	2,435	7.6%	11.4%	11.4%	11.9%
% of FP17s for the same patient ID Re-attending within 3 months - Adults	911	7,350	12.4%	16.4%	15.7%	15.9%
% of FP17s for the same patient ID Re-attending between 3 & 9 months - Children	1,687	2,435	69.3%	55.5%	60.6%	58.1%
% of FP17s for the same patient ID Re-attending between 3 & 9 months - Adults	5,138	7,350	69.9%	48.7%	52.0%	50.6%
% of FP17s for Band 1 Urgent Courses	723	8,975	8.1%	10.7%	9.6%	9.1%
% of FP17s Relating to Free Repair or Replacements	38	8,975	0.4%	0.6%	0.7%	0.8%
% of FP17s Relating to Continuations	11	8,975	0.1%	0.8%	1.0%	1.1%
% of Patients satisfied with the dentistry they have received	29	35	82.9%	89.6%	91.6%	91.4%
% of Patients satisfied with the time they had to wait for an appointment	33	35	94.3%	87.0%	87.9%	87.7%

* This is based on patients treated on this contract for their most recent course of treatment. Figures in italics indicate the base number of FP17s or Patient Questionnaire responses are less than 100. N/A is shown where the base number of responses is less than 10 during the period. % is calculated as Quantity/Base number*100

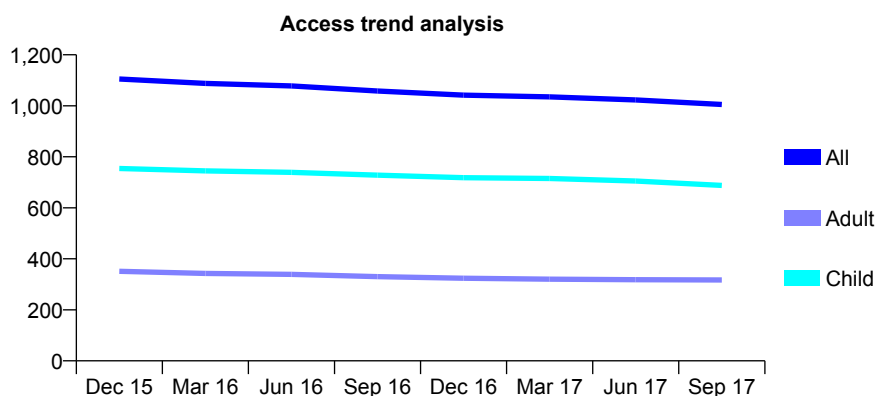
Q67 - Vital Signs At a Glance Contract Report for 331538/0001 - September 2017

Name or company name	MR SJ PATIENT
Contract type name	GDS Contract
Purpose of contract	General
Contract start date	01/04/2006
Contract end date	

17/18 Contracted general activity (UDA)	1,842
Carry forward general activity (UDA)	-23
17/18 Contracted orthodontic activity (UOA)	0
Carry forward orthodontic activity (UOA)	0
Baseline contract value	£46,896.39

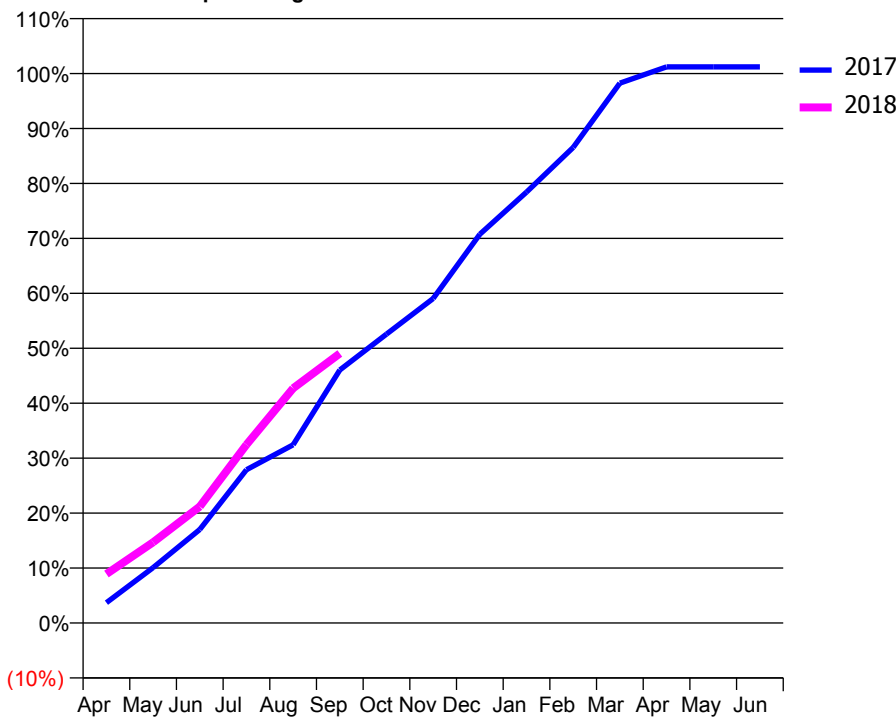
ACCESS*

Patients seen in 24 months	Total	Change since previous quarter
Quarter ending September 2016	1,058	
Quarter ending December 2016	1,042	↓
Quarter ending March 2017	1,035	→
Quarter ending June 2017	1,023	↓
Quarter ending September 2017	1,005	↓
Variance since September 2016	(5.0%)	↓



ACTIVITY

Cumulative percentage of contracted UDA delivered 2017 & 2018



Adjusted Scheduled Activity (UDA)

Month	2017	2018
April	68	164
May	186	271
June	314	390
July	514	598
August	597	787
September	848	903
October	968	
November	1,088	
December	1,303	
January	1,445	
February	1,594	
March	1,810	
April	1,864	
May	1,864	
June	1,864	

QUALITY

	Quantity	Base Number	Contract	AT	Region	England
% of FP17s for the same patient ID Re-attending within 3 months - Children	18	480	3.8%	11.4%	11.4%	11.9%
% of FP17s for the same patient ID Re-attending within 3 months - Adults	8	131	6.1%	16.4%	15.7%	15.9%
% of FP17s for the same patient ID Re-attending between 3 & 9 months - Children	267	480	55.6%	55.5%	60.6%	58.1%
% of FP17s for the same patient ID Re-attending between 3 & 9 months - Adults	41	131	31.3%	48.7%	52.0%	50.6%
% of FP17s for Band 1 Urgent Courses	17	575	3.0%	10.7%	9.6%	9.1%
% of FP17s Relating to Free Repair or Replacements	0	575	0.0%	0.6%	0.7%	0.8%
% of FP17s Relating to Continuations	0	575	0.0%	0.8%	1.0%	1.1%
% of Patients satisfied with the dentistry they have received	1	1	N/A	89.6%	91.6%	91.4%
% of Patients satisfied with the time they had to wait for an appointment	1	1	N/A	87.0%	87.9%	87.7%

* This is based on patients treated on this contract for their most recent course of treatment. Figures in italics indicate the base number of FP17s or Patient Questionnaire responses are less than 100. N/A is shown where the base number of responses is less than 10 during the period. % is calculated as Quantity/Base number*100

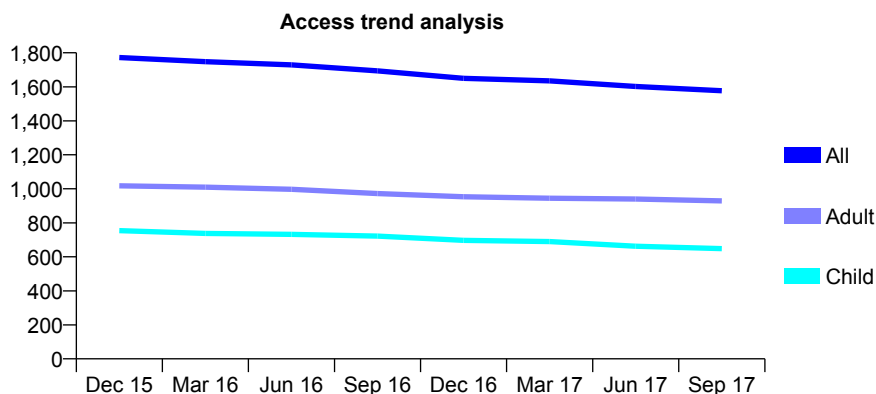
Q67 - Vital Signs At a Glance Contract Report for 332623/0001 - September 2017

Name or company name	MR RE BANKS
Contract type name	GDS Contract
Purpose of contract	General
Contract start date	01/04/2006
Contract end date	

17/18 Contracted general activity (UDA)	4,000
Carry forward general activity (UDA)	-77
17/18 Contracted orthodontic activity (UOA)	0
Carry forward orthodontic activity (UOA)	0
Baseline contract value	£98,046.93

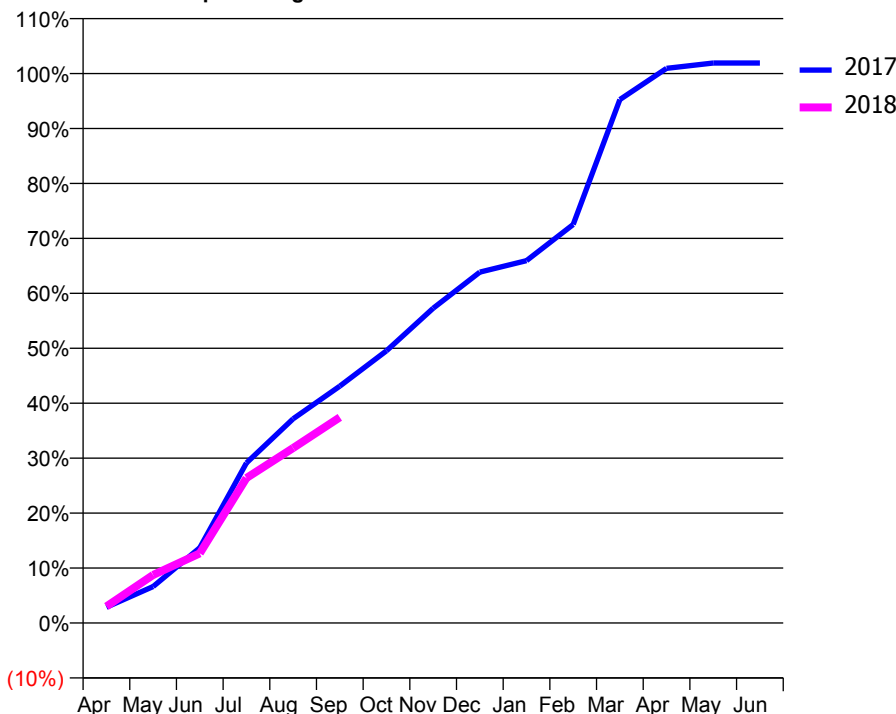
ACCESS*

Patients seen in 24 months	Total	Change since previous quarter
Quarter ending September 2016	1,694	
Quarter ending December 2016	1,650	↓
Quarter ending March 2017	1,635	→
Quarter ending June 2017	1,602	↓
Quarter ending September 2017	1,577	↓
Variance since September 2016	(6.9%)	↓



ACTIVITY

Cumulative percentage of contracted UDA delivered 2017 & 2018



Adjusted Scheduled Activity (UDA)

Month	2017	2018
April	115	121
May	265	350
June	548	508
July	1,166	1,056
August	1,486	1,274
September	1,724	1,497
October	1,981	
November	2,291	
December	2,554	
January	2,638	
February	2,901	
March	3,811	
April	4,037	
May	4,077	
June	4,077	

QUALITY

	Quantity	Base Number	Contract	AT	Region	England
% of FP17s for the same patient ID Re-attending within 3 months - Children	26	415	6.3%	11.4%	11.4%	11.9%
% of FP17s for the same patient ID Re-attending within 3 months - Adults	68	540	12.6%	16.4%	15.7%	15.9%
% of FP17s for the same patient ID Re-attending between 3 & 9 months - Children	256	415	61.7%	55.5%	60.6%	58.1%
% of FP17s for the same patient ID Re-attending between 3 & 9 months - Adults	319	540	59.1%	48.7%	52.0%	50.6%
% of FP17s for Band 1 Urgent Courses	71	849	8.4%	10.7%	9.6%	9.1%
% of FP17s Relating to Free Repair or Replacements	0	849	0.0%	0.6%	0.7%	0.8%
% of FP17s Relating to Continuations	5	849	0.6%	0.8%	1.0%	1.1%
% of Patients satisfied with the dentistry they have received	1	1	N/A	89.6%	91.6%	91.4%
% of Patients satisfied with the time they had to wait for an appointment	1	1	N/A	87.0%	87.9%	87.7%

* This is based on patients treated on this contract for their most recent course of treatment. Figures in italics indicate the base number of FP17s or Patient Questionnaire responses are less than 100. N/A is shown where the base number of responses is less than 10 during the period. % is calculated as Quantity/Base number*100

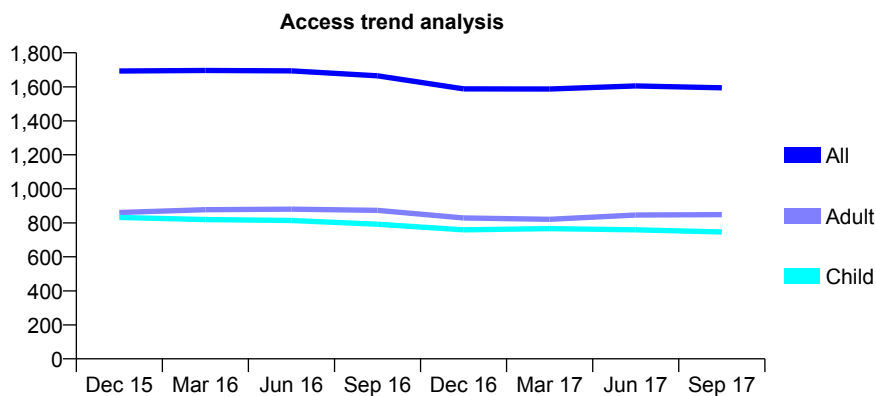
Q67 - Vital Signs At a Glance Contract Report for 333751/0001 - September 2017

Name or company name	MR J MEAKIN
Contract type name	GDS Contract
Purpose of contract	General
Contract start date	01/04/2006
Contract end date	

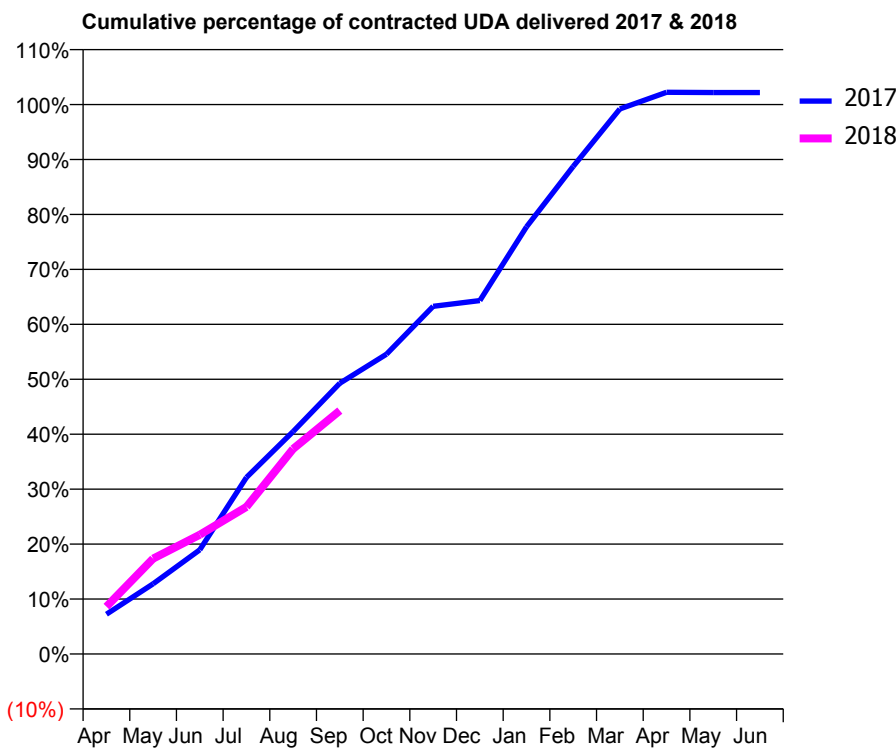
17/18 Contracted general activity (UDA)	2,211
Carry forward general activity (UDA)	-45
17/18 Contracted orthodontic activity (UOA)	0
Carry forward orthodontic activity (UOA)	0
Baseline contract value	£49,701.20

ACCESS*

Patients seen in 24 months	Total	Change since previous quarter
Quarter ending September 2016	1,665	
Quarter ending December 2016	1,588	↓
Quarter ending March 2017	1,587	→
Quarter ending June 2017	1,605	→
Quarter ending September 2017	1,594	→
Variance since September 2016	(4.3%)	↓



ACTIVITY



Adjusted Scheduled Activity (UDA)		
Month	2017	2018
April	160	191
May	282	384
June	419	480
July	711	592
August	895	825
September	1,090	979
October	1,207	
November	1,399	
December	1,422	
January	1,719	
February	1,962	
March	2,193	
April	2,260	
May	2,259	
June	2,259	

QUALITY

	Quantity	Base Number	Contract	AT	Region	England
% of FP17s for the same patient ID Re-attending within 3 months - Children	27	550	4.9%	11.4%	11.4%	11.9%
% of FP17s for the same patient ID Re-attending within 3 months - Adults	60	446	13.5%	16.4%	15.7%	15.9%
% of FP17s for the same patient ID Re-attending between 3 & 9 months - Children	359	550	65.3%	55.5%	60.6%	58.1%
% of FP17s for the same patient ID Re-attending between 3 & 9 months - Adults	198	446	44.4%	48.7%	52.0%	50.6%
% of FP17s for Band 1 Urgent Courses	2	585	0.3%	10.7%	9.6%	9.1%
% of FP17s Relating to Free Repair or Replacements	0	585	0.0%	0.6%	0.7%	0.8%
% of FP17s Relating to Continuations	0	585	0.0%	0.8%	1.0%	1.1%
% of Patients satisfied with the dentistry they have received	2	2	N/A	89.6%	91.6%	91.4%
% of Patients satisfied with the time they had to wait for an appointment	2	2	N/A	87.0%	87.9%	87.7%

* This is based on patients treated on this contract for their most recent course of treatment. Figures in italics indicate the base number of FP17s or Patient Questionnaire responses are less than 100. N/A is shown where the base number of responses is less than 10 during the period. % is calculated as Quantity/Base number*100

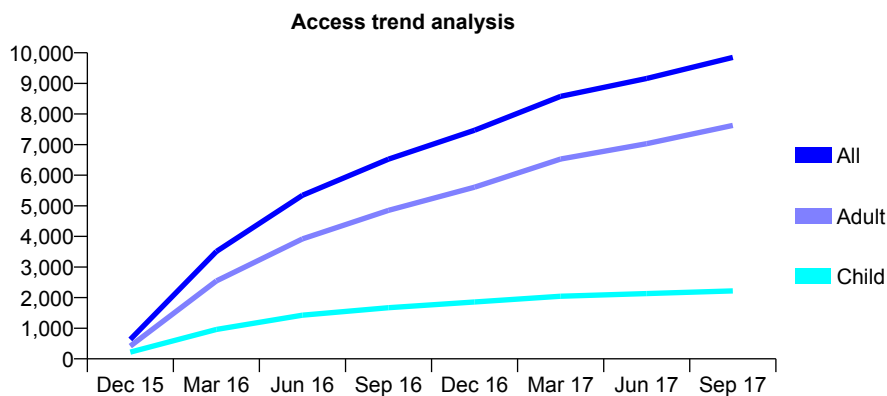
Q67 - Vital Signs At a Glance Contract Report for 339156/0003 - September 2017

Name or company name	MR N SAFDAR
Contract type name	GDS Contract
Purpose of contract	General
Contract start date	01/12/2015
Contract end date	

17/18 Contracted general activity (UDA)	28,422
Carry forward general activity (UDA)	0
17/18 Contracted orthodontic activity (UOA)	0
Carry forward orthodontic activity (UOA)	0
Baseline contract value	£638,894.65

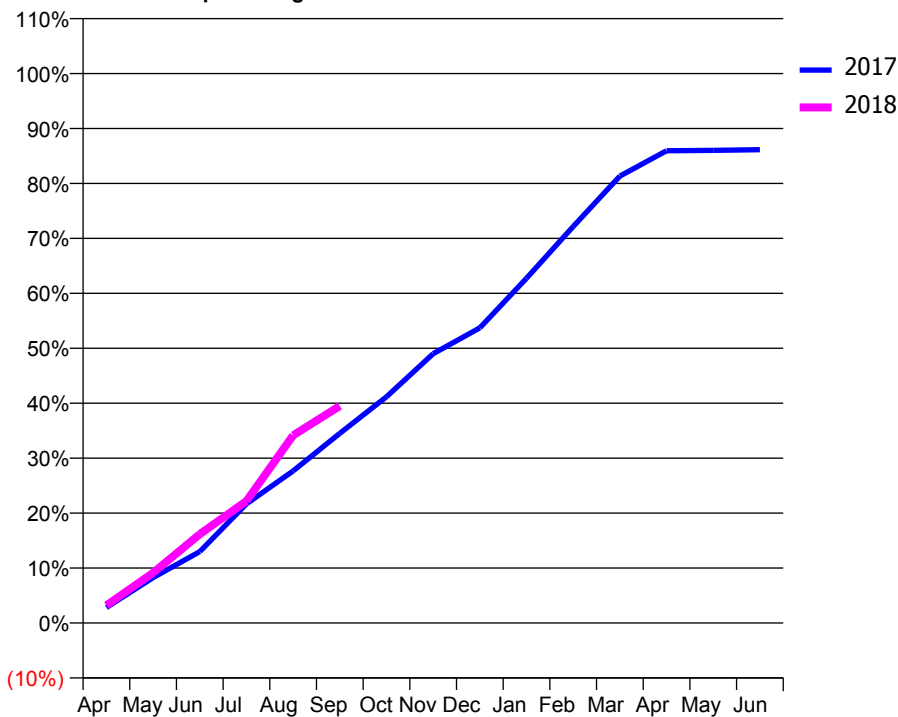
ACCESS*

Patients seen in 24 months	Total	Change since previous quarter
Quarter ending September 2016	6,524	
Quarter ending December 2016	7,470	↑
Quarter ending March 2017	8,576	↑
Quarter ending June 2017	9,163	↑
Quarter ending September 2017	9,849	↑
Variance since September 2016	51.0%	↑



ACTIVITY

Cumulative percentage of contracted UDA delivered 2017 & 2018



Month	Adjusted Scheduled Activity (UDA)	
	2017	2018
April	807	911
May	2,351	2,596
June	3,695	4,599
July	6,166	6,304
August	7,863	9,704
September	9,814	11,224
October	11,703	
November	13,930	
December	15,267	
January	17,831	
February	20,508	
March	23,113	
April	24,428	
May	24,448	
June	24,482	

QUALITY

	Quantity	Base Number	Contract	AT	Region	England
% of FP17s for the same patient ID Re-attending within 3 months - Children	82	1,494	5.5%	11.4%	11.4%	11.9%
% of FP17s for the same patient ID Re-attending within 3 months - Adults	716	4,671	15.3%	16.4%	15.7%	15.9%
% of FP17s for the same patient ID Re-attending between 3 & 9 months - Children	754	1,494	50.5%	55.5%	60.6%	58.1%
% of FP17s for the same patient ID Re-attending between 3 & 9 months - Adults	2,006	4,671	42.9%	48.7%	52.0%	50.6%
% of FP17s for Band 1 Urgent Courses	474	5,549	8.5%	10.7%	9.6%	9.1%
% of FP17s Relating to Free Repair or Replacements	58	5,549	1.0%	0.6%	0.7%	0.8%
% of FP17s Relating to Continuations	31	5,549	0.6%	0.8%	1.0%	1.1%
% of Patients satisfied with the dentistry they have received	16	16	100.0%	89.6%	91.6%	91.4%
% of Patients satisfied with the time they had to wait for an appointment	14	16	87.5%	87.0%	87.9%	87.7%

* This is based on patients treated on this contract for their most recent course of treatment. Figures in italics indicate the base number of FP17s or Patient Questionnaire responses are less than 100. N/A is shown where the base number of responses is less than 10 during the period. % is calculated as Quantity/Base number*100

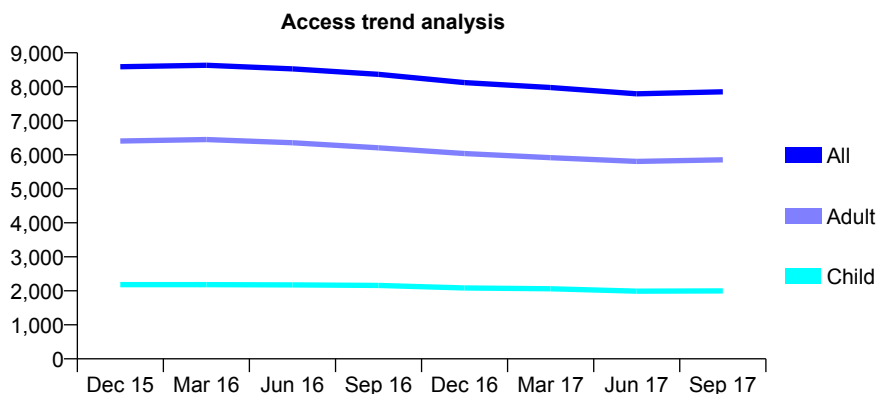
Q67 - Vital Signs At a Glance Contract Report for 339296/0001 - September 2017

Name or company name	Dr G Biant and Dr Anish Patel
Contract type name	GDS Contract
Purpose of contract	General
Contract start date	01/04/2006
Contract end date	

17/18 Contracted general activity (UDA)	24,152
Carry forward general activity (UDA)	0
17/18 Contracted orthodontic activity (UOA)	0
Carry forward orthodontic activity (UOA)	0
Baseline contract value	£567,979.72

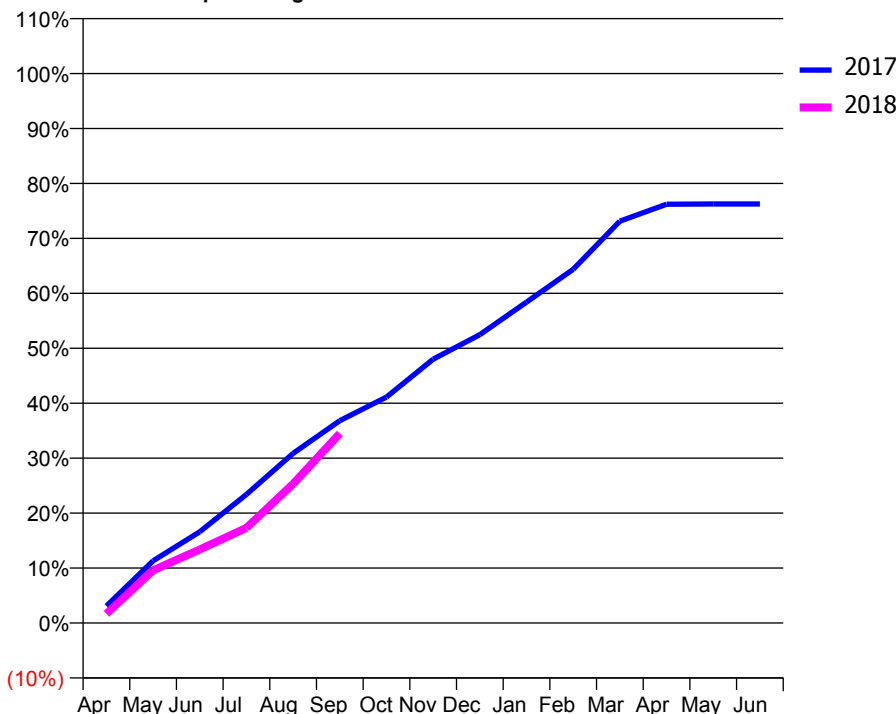
ACCESS*

Patients seen in 24 months	Total	Change since previous quarter
Quarter ending September 2016	8,367	
Quarter ending December 2016	8,122	↓
Quarter ending March 2017	7,977	↓
Quarter ending June 2017	7,796	↓
Quarter ending September 2017	7,852	→
Variance since September 2016	(6.2%)	↓



ACTIVITY

Cumulative percentage of contracted UDA delivered 2017 & 2018



Adjusted Scheduled Activity (UDA)

Month	2017	2018
April	746	408
May	2,735	2,318
June	4,014	3,231
July	5,656	4,181
August	7,456	6,114
September	8,896	8,334
October	9,930	
November	11,598	
December	12,671	
January	14,104	
February	15,545	
March	17,664	
April	18,405	
May	18,417	
June	18,421	

QUALITY

	Quantity	Base Number	Contract	AT	Region	England
% of FP17s for the same patient ID Re-attending within 3 months - Children	78	1,292	6.0%	11.4%	11.4%	11.9%
% of FP17s for the same patient ID Re-attending within 3 months - Adults	432	3,666	11.8%	16.4%	15.7%	15.9%
% of FP17s for the same patient ID Re-attending between 3 & 9 months - Children	778	1,292	60.2%	55.5%	60.6%	58.1%
% of FP17s for the same patient ID Re-attending between 3 & 9 months - Adults	2,001	3,666	54.6%	48.7%	52.0%	50.6%
% of FP17s for Band 1 Urgent Courses	409	4,373	9.4%	10.7%	9.6%	9.1%
% of FP17s Relating to Free Repair or Replacements	7	4,373	0.2%	0.6%	0.7%	0.8%
% of FP17s Relating to Continuations	5	4,373	0.1%	0.8%	1.0%	1.1%
% of Patients satisfied with the dentistry they have received	9	12	75.0%	89.6%	91.6%	91.4%
% of Patients satisfied with the time they had to wait for an appointment	11	12	91.7%	87.0%	87.9%	87.7%

* This is based on patients treated on this contract for their most recent course of treatment. Figures in italics indicate the base number of FP17s or Patient Questionnaire responses are less than 100. N/A is shown where the base number of responses is less than 10 during the period. % is calculated as Quantity/Base number*100

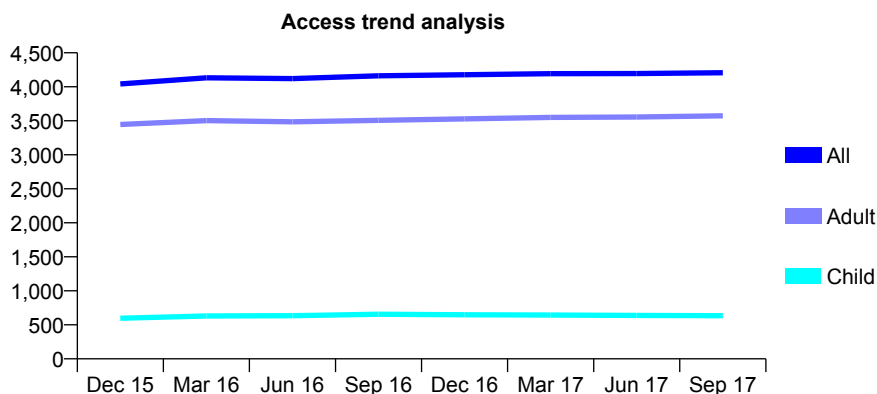
Q67 - Vital Signs At a Glance Contract Report for 340782/0001 - September 2017

Name or company name	MRS F HAGHI
Contract type name	GDS Contract
Purpose of contract	General
Contract start date	01/04/2006
Contract end date	

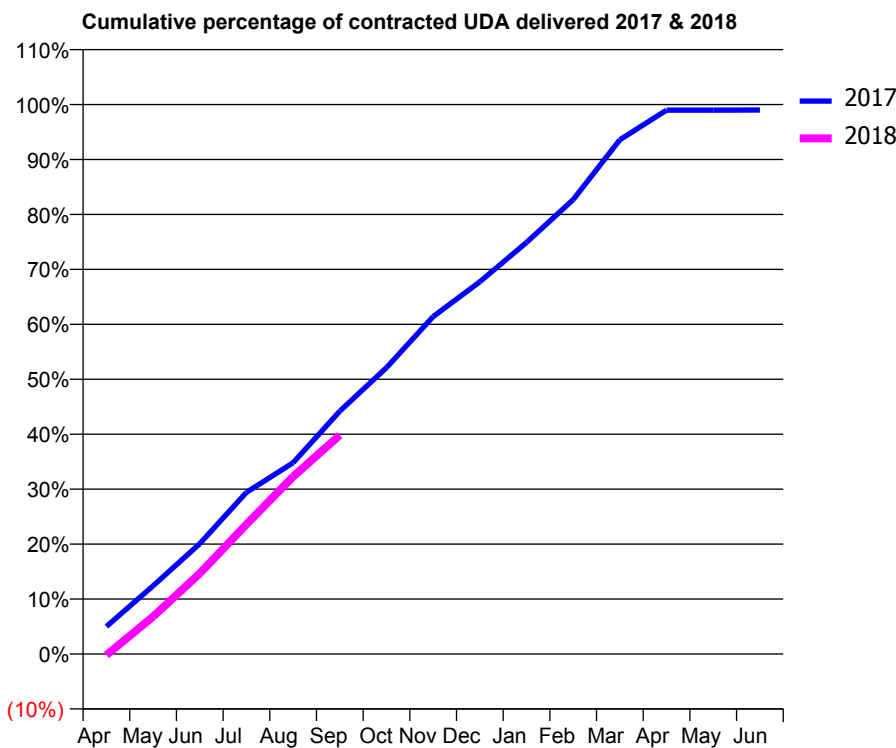
17/18 Contracted general activity (UDA)	13,363
Carry forward general activity (UDA)	134
17/18 Contracted orthodontic activity (UOA)	0
Carry forward orthodontic activity (UOA)	0
Baseline contract value	£300,389.11

ACCESS*

Patients seen in 24 months	Total	Change since previous quarter
Quarter ending September 2016	4,161	
Quarter ending December 2016	4,178	→
Quarter ending March 2017	4,194	→
Quarter ending June 2017	4,195	→
Quarter ending September 2017	4,207	→
Variance since September 2016	1.1%	→



ACTIVITY



Month	Adjusted Scheduled Activity (UDA)	
	2017	2018
April	670	-26
May	1,658	910
June	2,684	1,961
July	3,933	3,155
August	4,653	4,315
September	5,906	5,322
October	6,964	
November	8,206	
December	9,053	
January	10,008	
February	11,050	
March	12,505	
April	13,227	
May	13,225	
June	13,229	

QUALITY

	Quantity	Base Number	Contract	AT	Region	England
% of FP17s for the same patient ID Re-attending within 3 months - Children	25	515	4.9%	11.4%	11.4%	11.9%
% of FP17s for the same patient ID Re-attending within 3 months - Adults	376	3,017	12.5%	16.4%	15.7%	15.9%
% of FP17s for the same patient ID Re-attending between 3 & 9 months - Children	356	515	69.1%	55.5%	60.6%	58.1%
% of FP17s for the same patient ID Re-attending between 3 & 9 months - Adults	2,150	3,017	71.3%	48.7%	52.0%	50.6%
% of FP17s for Band 1 Urgent Courses	136	3,147	4.3%	10.7%	9.6%	9.1%
% of FP17s Relating to Free Repair or Replacements	34	3,147	1.1%	0.6%	0.7%	0.8%
% of FP17s Relating to Continuations	33	3,147	1.0%	0.8%	1.0%	1.1%
% of Patients satisfied with the dentistry they have received	14	14	100.0%	89.6%	91.6%	91.4%
% of Patients satisfied with the time they had to wait for an appointment	13	14	92.9%	87.0%	87.9%	87.7%

* This is based on patients treated on this contract for their most recent course of treatment. Figures in italics indicate the base number of FP17s or Patient Questionnaire responses are less than 100. N/A is shown where the base number of responses is less than 10 during the period. % is calculated as Quantity/Base number*100

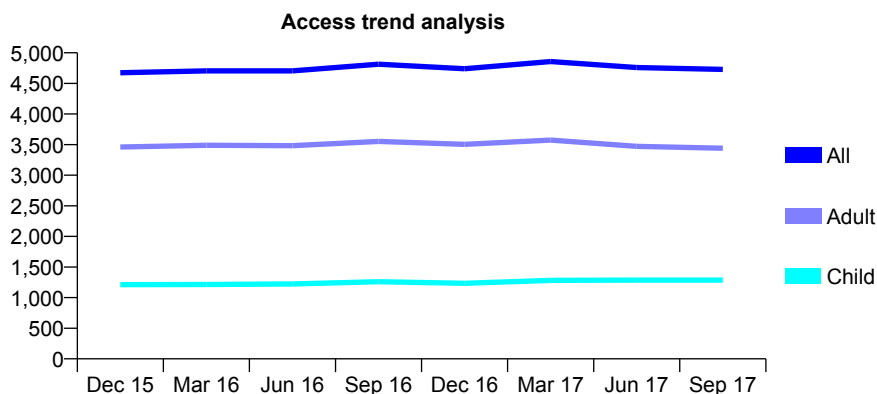
Q67 - Vital Signs At a Glance Contract Report for 342955/0001 - September 2017

Name or company name	Premier Dental Care
Contract type name	GDS Contract
Purpose of contract	General
Contract start date	01/04/2006
Contract end date	

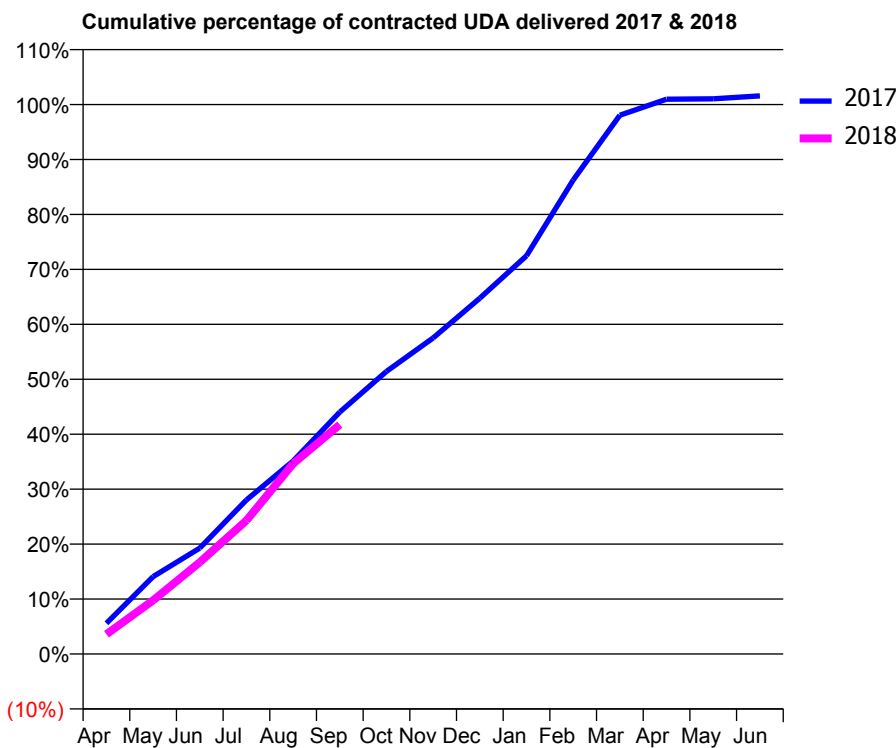
17/18 Contracted general activity (UDA)	15,500
Carry forward general activity (UDA)	-245
17/18 Contracted orthodontic activity (UOA)	0
Carry forward orthodontic activity (UOA)	0
Baseline contract value	£387,594.15

ACCESS*

Patients seen in 24 months	Total	Change since previous quarter
Quarter ending September 2016	4,813	
Quarter ending December 2016	4,739	↓
Quarter ending March 2017	4,857	↑
Quarter ending June 2017	4,759	↓
Quarter ending September 2017	4,729	→
Variance since September 2016	(1.7%)	↓



ACTIVITY



Month	Adjusted Scheduled Activity (UDA)	
	2017	2018
April	867	558
May	2,182	1,513
June	2,988	2,589
July	4,346	3,768
August	5,445	5,370
September	6,824	6,470
October	7,974	
November	8,918	
December	10,038	
January	11,235	
February	13,370	
March	15,198	
April	15,648	
May	15,659	
June	15,745	

QUALITY

	Quantity	Base Number	Contract	AT	Region	England
% of FP17s for the same patient ID Re-attending within 3 months - Children	87	829	10.5%	11.4%	11.4%	11.9%
% of FP17s for the same patient ID Re-attending within 3 months - Adults	338	1,865	18.1%	16.4%	15.7%	15.9%
% of FP17s for the same patient ID Re-attending between 3 & 9 months - Children	430	829	51.9%	55.5%	60.6%	58.1%
% of FP17s for the same patient ID Re-attending between 3 & 9 months - Adults	961	1,865	51.5%	48.7%	52.0%	50.6%
% of FP17s for Band 1 Urgent Courses	241	2,487	9.7%	10.7%	9.6%	9.1%
% of FP17s Relating to Free Repair or Replacements	16	2,487	0.6%	0.6%	0.7%	0.8%
% of FP17s Relating to Continuations	7	2,487	0.3%	0.8%	1.0%	1.1%
% of Patients satisfied with the dentistry they have received	8	9	N/A	89.6%	91.6%	91.4%
% of Patients satisfied with the time they had to wait for an appointment	5	9	N/A	87.0%	87.9%	87.7%

* This is based on patients treated on this contract for their most recent course of treatment. Figures in italics indicate the base number of FP17s or Patient Questionnaire responses are less than 100. N/A is shown where the base number of responses is less than 10 during the period. % is calculated as Quantity/Base number*100

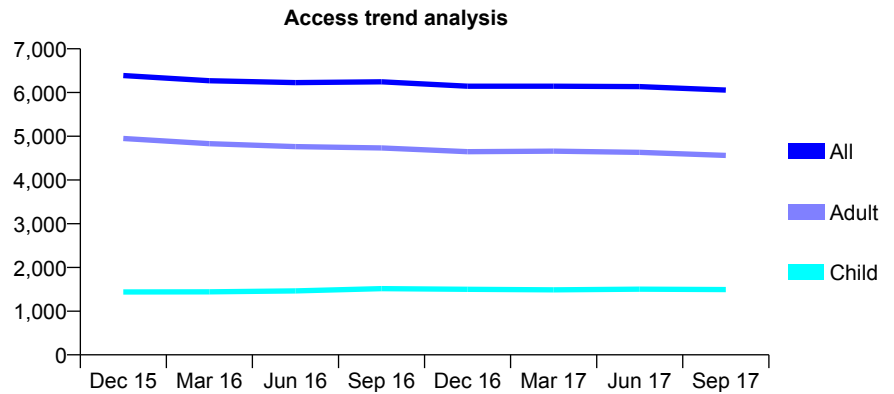
Q67 - Vital Signs At a Glance Contract Report for 343064/0001 - September 2017

Name or company name	MISS R FATHI SAFFAR
Contract type name	GDS Contract
Purpose of contract	General
Contract start date	01/04/2006
Contract end date	

17/18 Contracted general activity (UDA)	16,790
Carry forward general activity (UDA)	-233
17/18 Contracted orthodontic activity (UOA)	0
Carry forward orthodontic activity (UOA)	0
Baseline contract value	£415,202.07

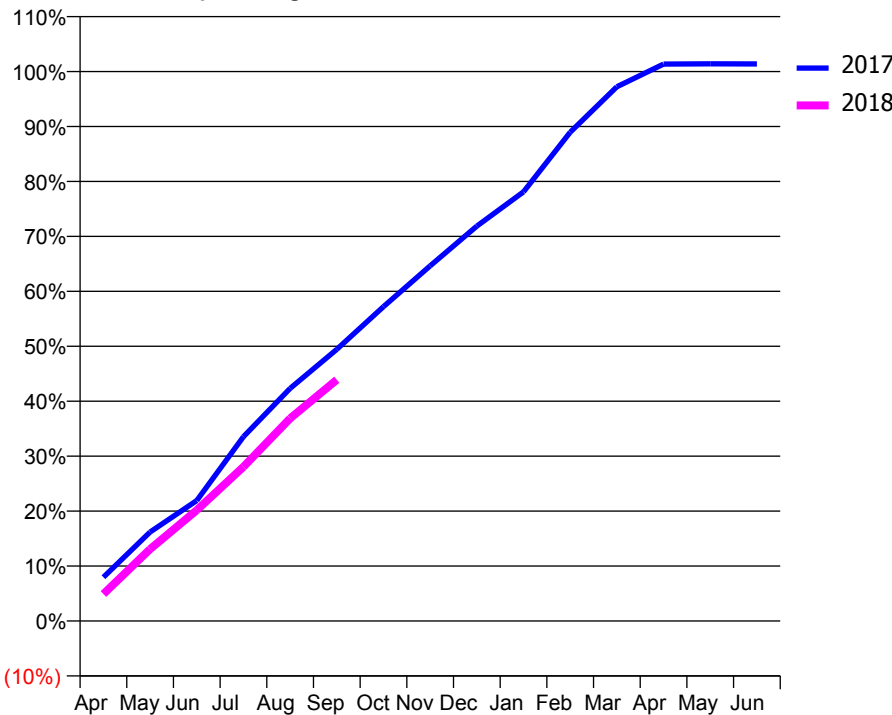
ACCESS*

Patients seen in 24 months	Total	Change since previous quarter
Quarter ending September 2016	6,246	
Quarter ending December 2016	6,145	↓
Quarter ending March 2017	6,145	→
Quarter ending June 2017	6,135	→
Quarter ending September 2017	6,055	↓
Variance since September 2016	(3.1%)	↓



ACTIVITY

Cumulative percentage of contracted UDA delivered 2017 & 2018



Month	Adjusted Scheduled Activity (UDA)	
	2017	2018
April	1,337	827
May	2,720	2,200
June	3,681	3,388
July	5,635	4,714
August	7,107	6,190
September	8,300	7,373
October	9,607	
November	10,852	
December	12,065	
January	13,115	
February	14,937	
March	16,324	
April	17,018	
May	17,026	
June	17,023	

QUALITY

	Quantity	Base Number	Contract	AT	Region	England
% of FP17s for the same patient ID Re-attending within 3 months - Children	50	1,135	4.4%	11.4%	11.4%	11.9%
% of FP17s for the same patient ID Re-attending within 3 months - Adults	209	3,033	6.9%	16.4%	15.7%	15.9%
% of FP17s for the same patient ID Re-attending between 3 & 9 months - Children	740	1,135	65.2%	55.5%	60.6%	58.1%
% of FP17s for the same patient ID Re-attending between 3 & 9 months - Adults	2,045	3,033	67.4%	48.7%	52.0%	50.6%
% of FP17s for Band 1 Urgent Courses	172	3,819	4.5%	10.7%	9.6%	9.1%
% of FP17s Relating to Free Repair or Replacements	11	3,819	0.3%	0.6%	0.7%	0.8%
% of FP17s Relating to Continuations	8	3,819	0.2%	0.8%	1.0%	1.1%
% of Patients satisfied with the dentistry they have received	17	18	94.4%	89.6%	91.6%	91.4%
% of Patients satisfied with the time they had to wait for an appointment	10	18	55.6%	87.0%	87.9%	87.7%

* This is based on patients treated on this contract for their most recent course of treatment. Figures in italics indicate the base number of FP17s or Patient Questionnaire responses are less than 100. N/A is shown where the base number of responses is less than 10 during the period. % is calculated as Quantity/Base number*100

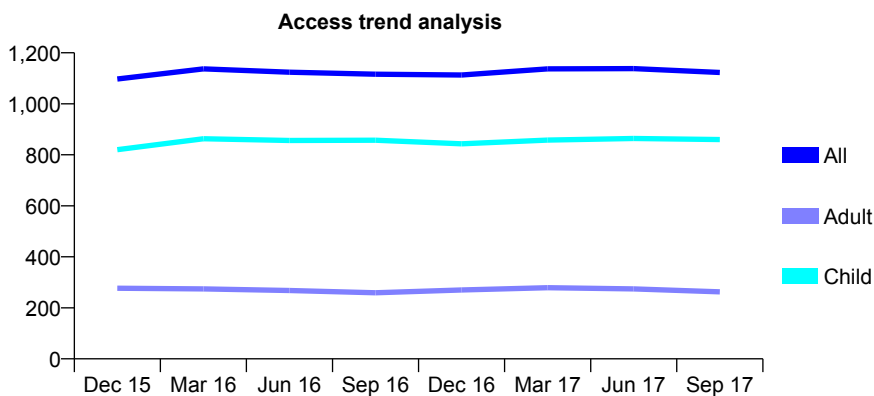
Q67 - Vital Signs At a Glance Contract Report for 345415/0001 - September 2017

Name or company name	MS CM MCSWINEY
Contract type name	GDS Contract
Purpose of contract	General
Contract start date	01/12/2009
Contract end date	

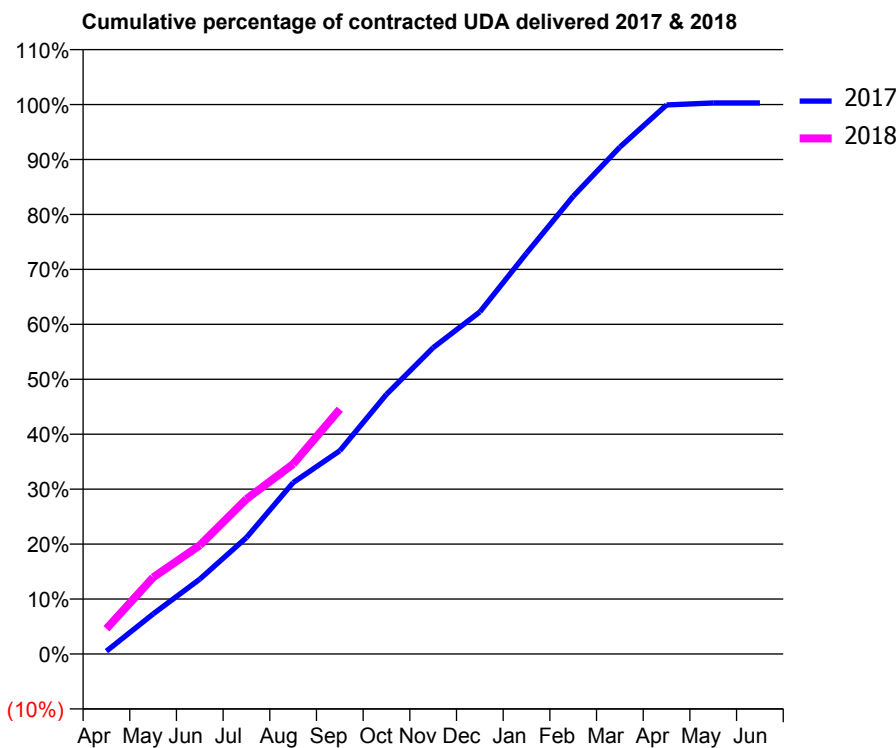
17/18 Contracted general activity (UDA)	2,945
Carry forward general activity (UDA)	0
17/18 Contracted orthodontic activity (UOA)	0
Carry forward orthodontic activity (UOA)	0
Baseline contract value	£82,783.02

ACCESS*

Patients seen in 24 months	Total	Change since previous quarter
Quarter ending September 2016	1,116	
Quarter ending December 2016	1,113	→
Quarter ending March 2017	1,137	↑
Quarter ending June 2017	1,138	→
Quarter ending September 2017	1,123	↓
Variance since September 2016	0.6%	→



ACTIVITY



Month	Adjusted Scheduled Activity (UDA)	
	2017	2018
April	15	135
May	214	411
June	401	583
July	624	831
August	919	1,018
September	1,089	1,312
October	1,392	
November	1,642	
December	1,833	
January	2,148	
February	2,453	
March	2,717	
April	2,942	
May	2,954	
June	2,954	

QUALITY

	Quantity	Base Number	Contract	AT	Region	England
% of FP17s for the same patient ID Re-attending within 3 months - Children	73	721	10.1%	11.4%	11.4%	11.9%
% of FP17s for the same patient ID Re-attending within 3 months - Adults	35	159	22.0%	16.4%	15.7%	15.9%
% of FP17s for the same patient ID Re-attending between 3 & 9 months - Children	464	721	64.4%	55.5%	60.6%	58.1%
% of FP17s for the same patient ID Re-attending between 3 & 9 months - Adults	67	159	42.1%	48.7%	52.0%	50.6%
% of FP17s for Band 1 Urgent Courses	28	776	3.6%	10.7%	9.6%	9.1%
% of FP17s Relating to Free Repair or Replacements	3	776	0.4%	0.6%	0.7%	0.8%
% of FP17s Relating to Continuations	0	776	0.0%	0.8%	1.0%	1.1%
% of Patients satisfied with the dentistry they have received	1	1	N/A	89.6%	91.6%	91.4%
% of Patients satisfied with the time they had to wait for an appointment	1	1	N/A	87.0%	87.9%	87.7%

* This is based on patients treated on this contract for their most recent course of treatment. Figures in italics indicate the base number of FP17s or Patient Questionnaire responses are less than 100. N/A is shown where the base number of responses is less than 10 during the period. % is calculated as Quantity/Base number*100

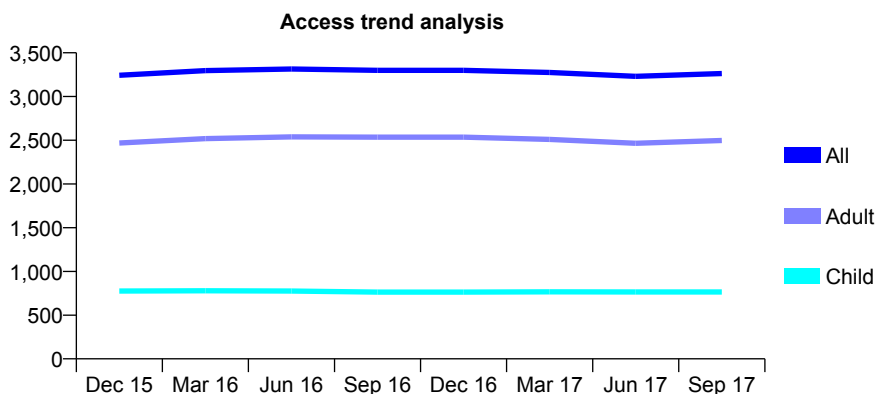
Q67 - Vital Signs At a Glance Contract Report for 353337/0002 - September 2017

Name or company name	MR DM BOWER
Contract type name	GDS Contract
Purpose of contract	General
Contract start date	01/06/2007
Contract end date	

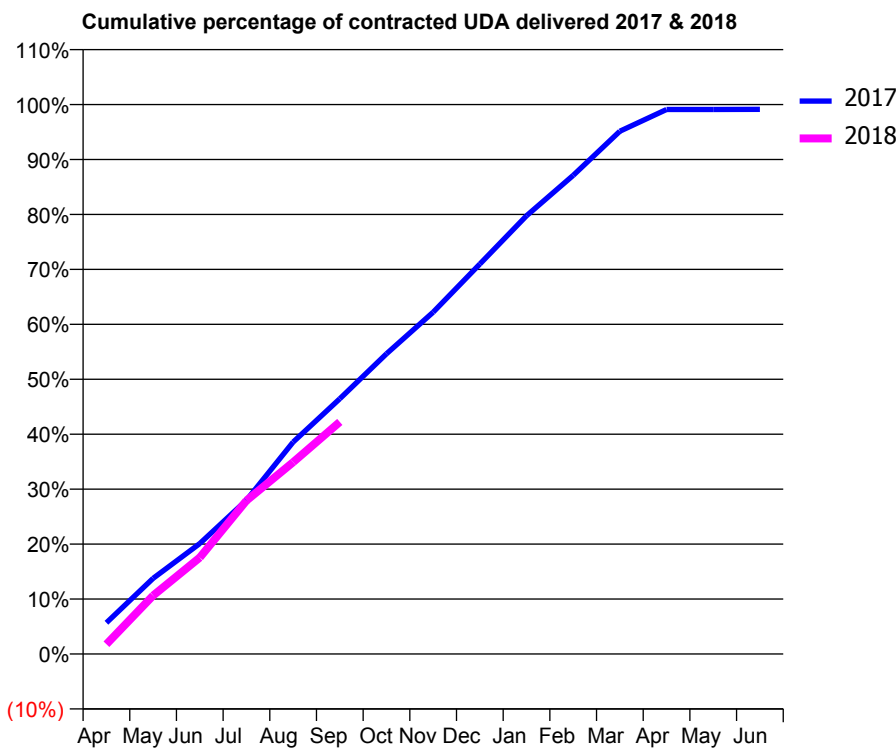
17/18 Contracted general activity (UDA)	9,600
Carry forward general activity (UDA)	84
17/18 Contracted orthodontic activity (UOA)	0
Carry forward orthodontic activity (UOA)	0
Baseline contract value	£246,638.42

ACCESS*

Patients seen in 24 months	Total	Change since previous quarter
Quarter ending September 2016	3,299	
Quarter ending December 2016	3,300	→
Quarter ending March 2017	3,275	→
Quarter ending June 2017	3,231	↓
Quarter ending September 2017	3,263	→
Variance since September 2016	(1.1%)	↓



ACTIVITY



Month	Adjusted Scheduled Activity (UDA)	
	2017	2018
April	547	171
May	1,322	1,022
June	1,931	1,684
July	2,687	2,679
August	3,703	3,352
September	4,461	4,056
October	5,246	
November	5,972	
December	6,813	
January	7,656	
February	8,362	
March	9,134	
April	9,512	
May	9,513	
June	9,516	

QUALITY

	Quantity	Base Number	Contract	AT	Region	England
% of FP17s for the same patient ID Re-attending within 3 months - Children	30	617	4.9%	11.4%	11.4%	11.9%
% of FP17s for the same patient ID Re-attending within 3 months - Adults	317	2,007	15.8%	16.4%	15.7%	15.9%
% of FP17s for the same patient ID Re-attending between 3 & 9 months - Children	446	617	72.3%	55.5%	60.6%	58.1%
% of FP17s for the same patient ID Re-attending between 3 & 9 months - Adults	1,370	2,007	68.3%	48.7%	52.0%	50.6%
% of FP17s for Band 1 Urgent Courses	114	2,398	4.8%	10.7%	9.6%	9.1%
% of FP17s Relating to Free Repair or Replacements	36	2,398	1.5%	0.6%	0.7%	0.8%
% of FP17s Relating to Continuations	29	2,398	1.2%	0.8%	1.0%	1.1%
% of Patients satisfied with the dentistry they have received	11	11	100.0%	89.6%	91.6%	91.4%
% of Patients satisfied with the time they had to wait for an appointment	11	11	100.0%	87.0%	87.9%	87.7%

* This is based on patients treated on this contract for their most recent course of treatment. Figures in italics indicate the base number of FP17s or Patient Questionnaire responses are less than 100. N/A is shown where the base number of responses is less than 10 during the period. % is calculated as Quantity/Base number*100

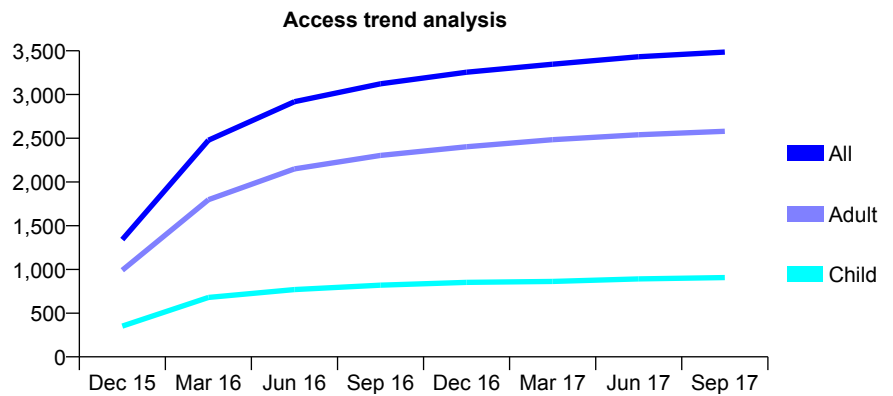
Q67 - Vital Signs At a Glance Contract Report for 357960/0001 - September 2017

Name or company name	MISS DE HAYES
Contract type name	GDS Contract
Purpose of contract	General
Contract start date	24/06/2015
Contract end date	

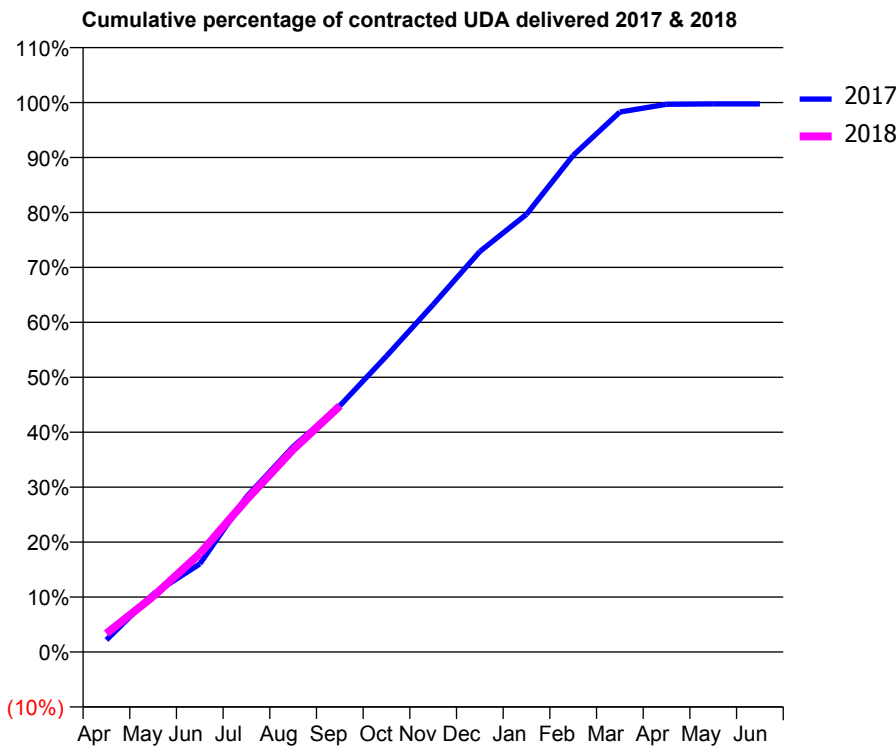
17/18 Contracted general activity (UDA)	10,000
Carry forward general activity (UDA)	26
17/18 Contracted orthodontic activity (UOA)	0
Carry forward orthodontic activity (UOA)	0
Baseline contract value	£247,291.30

ACCESS*

Patients seen in 24 months	Total	Change since previous quarter
Quarter ending September 2016	3,123	
Quarter ending December 2016	3,255	↑
Quarter ending March 2017	3,347	↑
Quarter ending June 2017	3,432	↑
Quarter ending September 2017	3,486	→
Variance since September 2016	11.6%	↑



ACTIVITY



Month	Adjusted Scheduled Activity (UDA)	
	2017	2018
April	219	336
May	1,055	1,011
June	1,602	1,790
July	2,823	2,770
August	3,738	3,686
September	4,480	4,479
October	5,386	
November	6,322	
December	7,289	
January	7,965	
February	9,039	
March	9,827	
April	9,967	
May	9,974	
June	9,974	

QUALITY

	Quantity	Base Number	Contract	AT	Region	England
% of FP17s for the same patient ID Re-attending within 3 months - Children	48	666	7.2%	11.4%	11.4%	11.9%
% of FP17s for the same patient ID Re-attending within 3 months - Adults	376	2,049	18.4%	16.4%	15.7%	15.9%
% of FP17s for the same patient ID Re-attending between 3 & 9 months - Children	374	666	56.2%	55.5%	60.6%	58.1%
% of FP17s for the same patient ID Re-attending between 3 & 9 months - Adults	1,139	2,049	55.6%	48.7%	52.0%	50.6%
% of FP17s for Band 1 Urgent Courses	360	2,643	13.6%	10.7%	9.6%	9.1%
% of FP17s Relating to Free Repair or Replacements	29	2,643	1.1%	0.6%	0.7%	0.8%
% of FP17s Relating to Continuations	34	2,643	1.3%	0.8%	1.0%	1.1%
% of Patients satisfied with the dentistry they have received	12	14	85.7%	89.6%	91.6%	91.4%
% of Patients satisfied with the time they had to wait for an appointment	11	14	78.6%	87.0%	87.9%	87.7%

* This is based on patients treated on this contract for their most recent course of treatment. Figures in italics indicate the base number of FP17s or Patient Questionnaire responses are less than 100. N/A is shown where the base number of responses is less than 10 during the period. % is calculated as Quantity/Base number*100

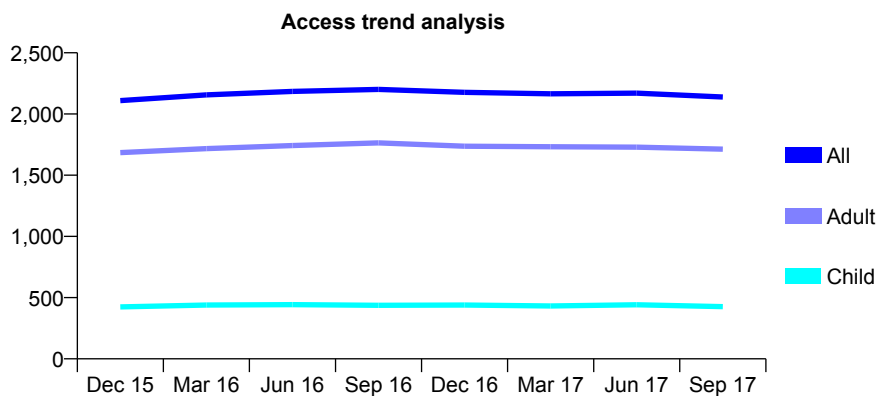
Q67 - Vital Signs At a Glance Contract Report for 358096/0001 - September 2017

Name or company name	MR AA TIKARE
Contract type name	GDS Contract
Purpose of contract	General
Contract start date	16/12/2006
Contract end date	

17/18 Contracted general activity (UDA)	4,413
Carry forward general activity (UDA)	-36
17/18 Contracted orthodontic activity (UOA)	0
Carry forward orthodontic activity (UOA)	0
Baseline contract value	£115,713.12

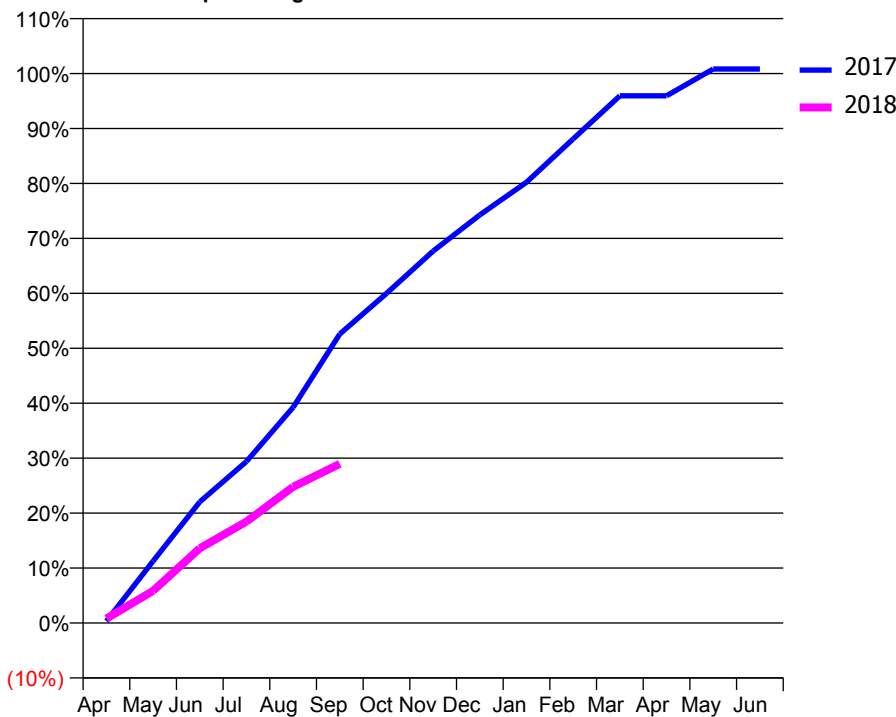
ACCESS*

Patients seen in 24 months	Total	Change since previous quarter
Quarter ending September 2016	2,201	
Quarter ending December 2016	2,177	↓
Quarter ending March 2017	2,165	→
Quarter ending June 2017	2,171	→
Quarter ending September 2017	2,139	↓
Variance since September 2016	(2.8%)	↓



ACTIVITY

Cumulative percentage of contracted UDA delivered 2017 & 2018



Month	Adjusted Scheduled Activity (UDA)	
	2017	2018
April	16	36
May	497	258
June	973	600
July	1,297	815
August	1,733	1,093
September	2,322	1,278
October	2,647	
November	2,987	
December	3,278	
January	3,539	
February	3,888	
March	4,234	
April	4,234	
May	4,449	
June	4,449	

QUALITY

	Quantity	Base Number	Contract	AT	Region	England
% of FP17s for the same patient ID Re-attending within 3 months - Children	12	213	5.6%	11.4%	11.4%	11.9%
% of FP17s for the same patient ID Re-attending within 3 months - Adults	134	876	15.3%	16.4%	15.7%	15.9%
% of FP17s for the same patient ID Re-attending between 3 & 9 months - Children	80	213	37.6%	55.5%	60.6%	58.1%
% of FP17s for the same patient ID Re-attending between 3 & 9 months - Adults	258	876	29.5%	48.7%	52.0%	50.6%
% of FP17s for Band 1 Urgent Courses	47	516	9.1%	10.7%	9.6%	9.1%
% of FP17s Relating to Free Repair or Replacements	4	516	0.8%	0.6%	0.7%	0.8%
% of FP17s Relating to Continuations	7	516	1.4%	0.8%	1.0%	1.1%
% of Patients satisfied with the dentistry they have received	16	17	94.1%	89.6%	91.6%	91.4%
% of Patients satisfied with the time they had to wait for an appointment	17	17	100.0%	87.0%	87.9%	87.7%

* This is based on patients treated on this contract for their most recent course of treatment. Figures in italics indicate the base number of FP17s or Patient Questionnaire responses are less than 100. N/A is shown where the base number of responses is less than 10 during the period. % is calculated as Quantity/Base number*100

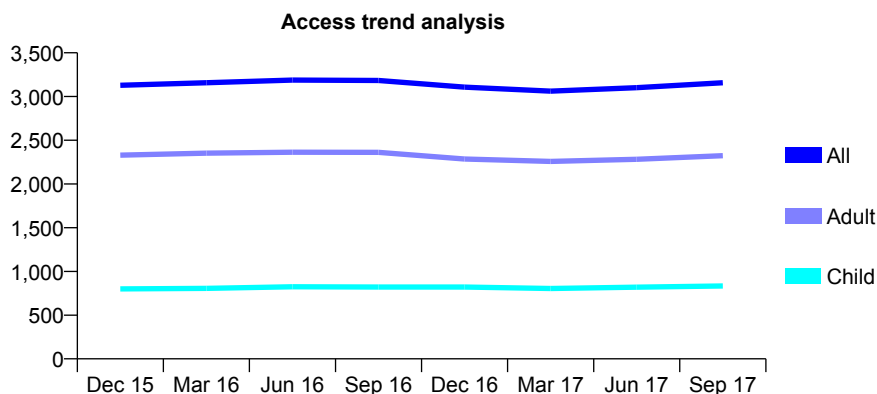
Q67 - Vital Signs At a Glance Contract Report for 358800/0001 - September 2017

Name or company name	Shorncliffe Road Partnership
Contract type name	GDS Contract
Purpose of contract	General
Contract start date	01/04/2006
Contract end date	

17/18 Contracted general activity (UDA)	6,969
Carry forward general activity (UDA)	-13
17/18 Contracted orthodontic activity (UOA)	0
Carry forward orthodontic activity (UOA)	0
Baseline contract value	£158,593.26

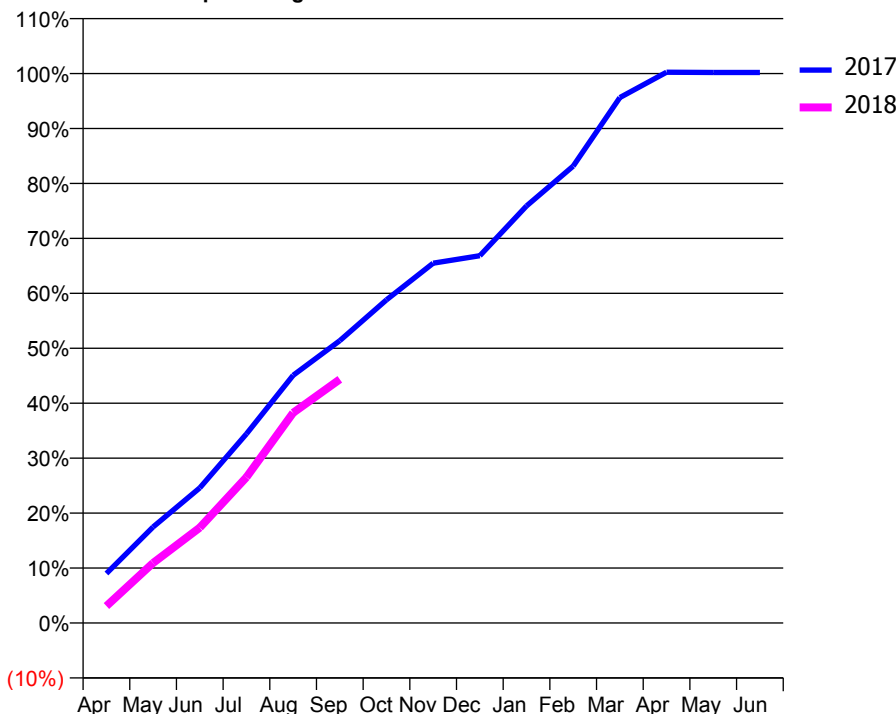
ACCESS*

Patients seen in 24 months	Total	Change since previous quarter
Quarter ending September 2016	3,183	
Quarter ending December 2016	3,107	↓
Quarter ending March 2017	3,062	↓
Quarter ending June 2017	3,101	→
Quarter ending September 2017	3,158	→
Variance since September 2016	(0.8%)	→



ACTIVITY

Cumulative percentage of contracted UDA delivered 2017 & 2018



Month	Adjusted Scheduled Activity (UDA)	
	2017	2018
April	628	215
May	1,218	762
June	1,715	1,210
July	2,399	1,849
August	3,142	2,666
September	3,582	3,091
October	4,098	
November	4,564	
December	4,659	
January	5,289	
February	5,795	
March	6,664	
April	6,985	
May	6,981	
June	6,981	

QUALITY

	Quantity	Base Number	Contract	AT	Region	England
% of FP17s for the same patient ID Re-attending within 3 months - Children	37	700	5.3%	11.4%	11.4%	11.9%
% of FP17s for the same patient ID Re-attending within 3 months - Adults	213	1,780	12.0%	16.4%	15.7%	15.9%
% of FP17s for the same patient ID Re-attending between 3 & 9 months - Children	517	700	73.9%	55.5%	60.6%	58.1%
% of FP17s for the same patient ID Re-attending between 3 & 9 months - Adults	1,115	1,780	62.6%	48.7%	52.0%	50.6%
% of FP17s for Band 1 Urgent Courses	49	1,873	2.6%	10.7%	9.6%	9.1%
% of FP17s Relating to Free Repair or Replacements	14	1,873	0.7%	0.6%	0.7%	0.8%
% of FP17s Relating to Continuations	7	1,873	0.4%	0.8%	1.0%	1.1%
% of Patients satisfied with the dentistry they have received	10	11	90.9%	89.6%	91.6%	91.4%
% of Patients satisfied with the time they had to wait for an appointment	10	11	90.9%	87.0%	87.9%	87.7%

* This is based on patients treated on this contract for their most recent course of treatment. Figures in italics indicate the base number of FP17s or Patient Questionnaire responses are less than 100. N/A is shown where the base number of responses is less than 10 during the period. % is calculated as Quantity/Base number*100

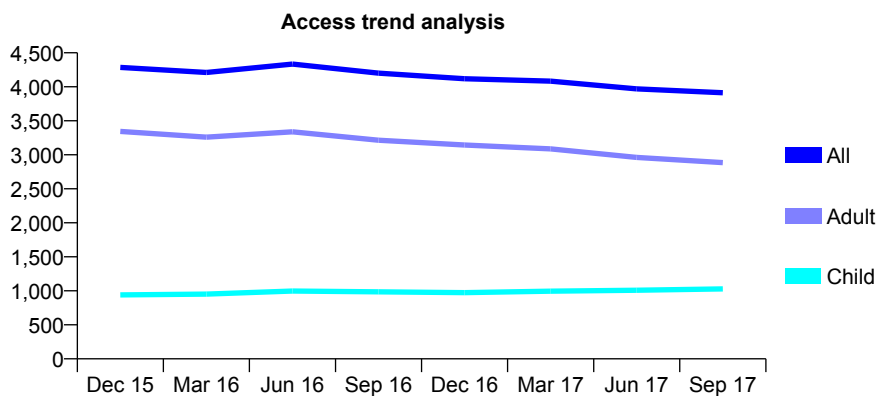
Q67 - Vital Signs At a Glance Contract Report for 360058/0004 - September 2017

Name or company name	MR VH PATEL
Contract type name	GDS Contract
Purpose of contract	General
Contract start date	15/12/2011
Contract end date	

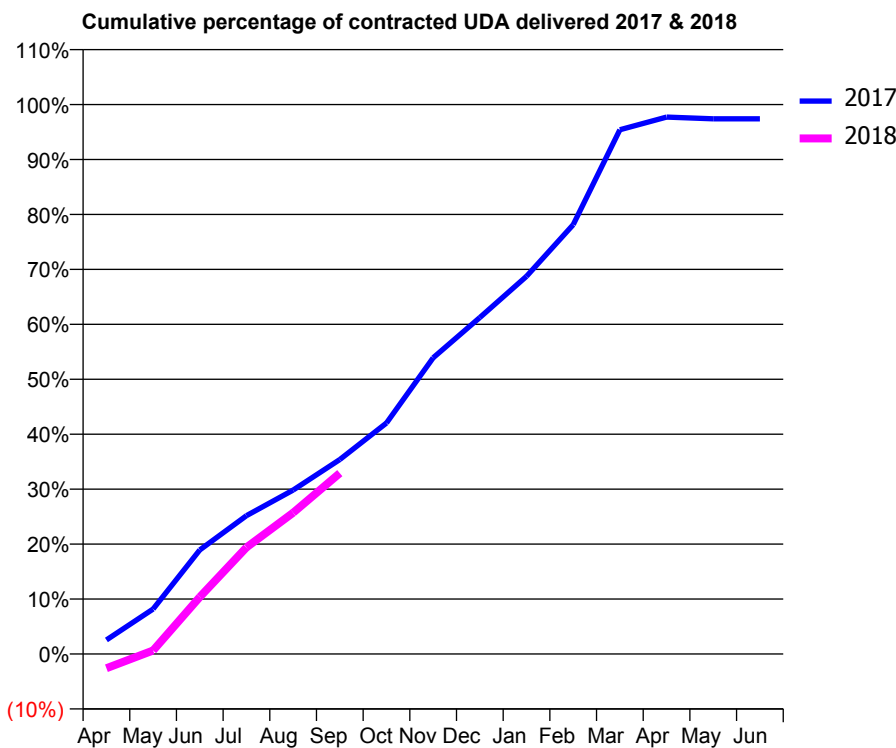
17/18 Contracted general activity (UDA)	7,236
Carry forward general activity (UDA)	189
17/18 Contracted orthodontic activity (UOA)	0
Carry forward orthodontic activity (UOA)	0
Baseline contract value	£180,906.36

ACCESS*

Patients seen in 24 months	Total	Change since previous quarter
Quarter ending September 2016	4,200	
Quarter ending December 2016	4,119	↓
Quarter ending March 2017	4,083	→
Quarter ending June 2017	3,970	↓
Quarter ending September 2017	3,913	↓
Variance since September 2016	(6.8%)	↓



ACTIVITY



Month	Adjusted Scheduled Activity (UDA)	
	2017	2018
April	186	-189
May	592	47
June	1,371	751
July	1,821	1,404
August	2,160	1,860
September	2,560	2,381
October	3,042	
November	3,900	
December	4,431	
January	4,974	
February	5,653	
March	6,903	
April	7,070	
May	7,047	
June	7,047	

QUALITY

	Quantity	Base Number	Contract	AT	Region	England
% of FP17s for the same patient ID Re-attending within 3 months - Children	26	611	4.3%	11.4%	11.4%	11.9%
% of FP17s for the same patient ID Re-attending within 3 months - Adults	77	1,367	5.6%	16.4%	15.7%	15.9%
% of FP17s for the same patient ID Re-attending between 3 & 9 months - Children	276	611	45.2%	55.5%	60.6%	58.1%
% of FP17s for the same patient ID Re-attending between 3 & 9 months - Adults	470	1,367	34.4%	48.7%	52.0%	50.6%
% of FP17s for Band 1 Urgent Courses	76	1,414	5.4%	10.7%	9.6%	9.1%
% of FP17s Relating to Free Repair or Replacements	9	1,414	0.6%	0.6%	0.7%	0.8%
% of FP17s Relating to Continuations	0	1,414	0.0%	0.8%	1.0%	1.1%
% of Patients satisfied with the dentistry they have received	12	14	85.7%	89.6%	91.6%	91.4%
% of Patients satisfied with the time they had to wait for an appointment	13	14	92.9%	87.0%	87.9%	87.7%

* This is based on patients treated on this contract for their most recent course of treatment. Figures in italics indicate the base number of FP17s or Patient Questionnaire responses are less than 100. N/A is shown where the base number of responses is less than 10 during the period. % is calculated as Quantity/Base number*100

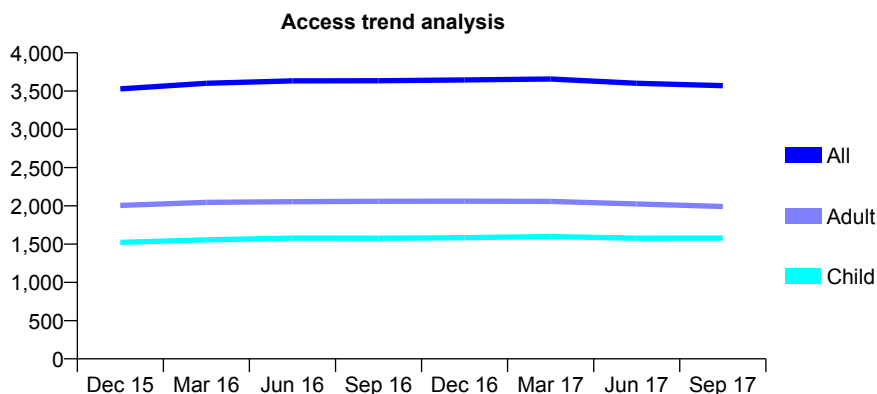
Q67 - Vital Signs At a Glance Contract Report for 565091/0003 - September 2017

Name or company name	Cheriton Dental Practice
Contract type name	GDS Contract
Purpose of contract	General
Contract start date	01/04/2006
Contract end date	

17/18 Contracted general activity (UDA)	10,200
Carry forward general activity (UDA)	59
17/18 Contracted orthodontic activity (UOA)	0
Carry forward orthodontic activity (UOA)	0
Baseline contract value	£253,485.13

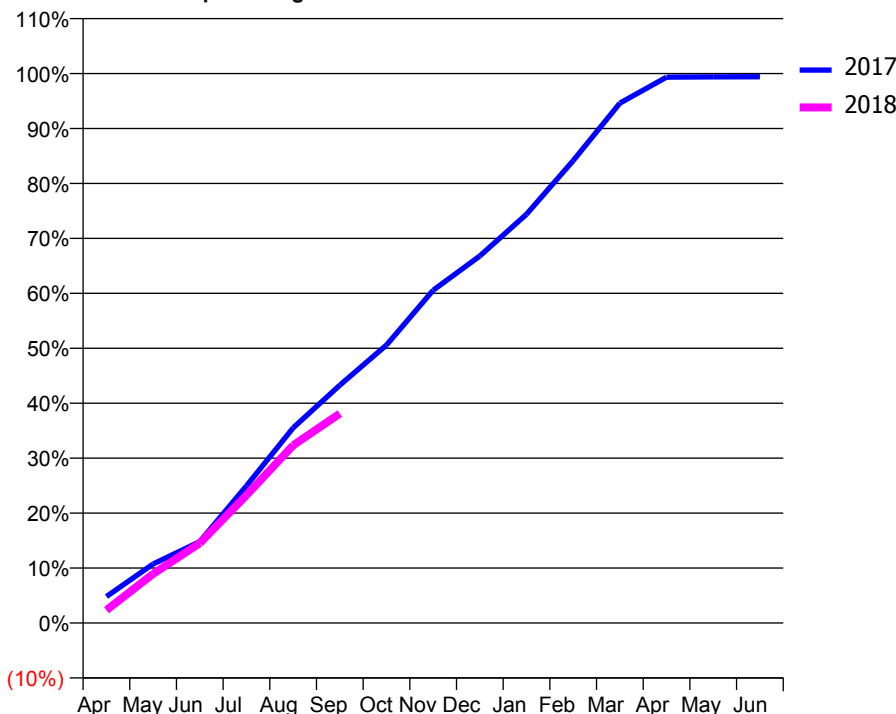
ACCESS*

Patients seen in 24 months	Total	Change since previous quarter
Quarter ending September 2016	3,635	
Quarter ending December 2016	3,645	→
Quarter ending March 2017	3,657	→
Quarter ending June 2017	3,601	↓
Quarter ending September 2017	3,570	→
Variance since September 2016	(1.8%)	↓



ACTIVITY

Cumulative percentage of contracted UDA delivered 2017 & 2018



Month	Adjusted Scheduled Activity (UDA)	
	2017	2018
April	491	240
May	1,095	911
June	1,512	1,482
July	2,545	2,373
August	3,623	3,297
September	4,413	3,887
October	5,161	
November	6,178	
December	6,814	
January	7,588	
February	8,582	
March	9,650	
April	10,132	
May	10,137	
June	10,141	

QUALITY

	Quantity	Base Number	Contract	AT	Region	England
% of FP17s for the same patient ID Re-attending within 3 months - Children	60	907	6.6%	11.4%	11.4%	11.9%
% of FP17s for the same patient ID Re-attending within 3 months - Adults	172	1,085	15.9%	16.4%	15.7%	15.9%
% of FP17s for the same patient ID Re-attending between 3 & 9 months - Children	403	907	44.4%	55.5%	60.6%	58.1%
% of FP17s for the same patient ID Re-attending between 3 & 9 months - Adults	532	1,085	49.0%	48.7%	52.0%	50.6%
% of FP17s for Band 1 Urgent Courses	180	1,775	10.1%	10.7%	9.6%	9.1%
% of FP17s Relating to Free Repair or Replacements	4	1,775	0.2%	0.6%	0.7%	0.8%
% of FP17s Relating to Continuations	0	1,775	0.0%	0.8%	1.0%	1.1%
% of Patients satisfied with the dentistry they have received	4	4	N/A	89.6%	91.6%	91.4%
% of Patients satisfied with the time they had to wait for an appointment	3	4	N/A	87.0%	87.9%	87.7%

* This is based on patients treated on this contract for their most recent course of treatment. Figures in italics indicate the base number of FP17s or Patient Questionnaire responses are less than 100. N/A is shown where the base number of responses is less than 10 during the period. % is calculated as Quantity/Base number*100

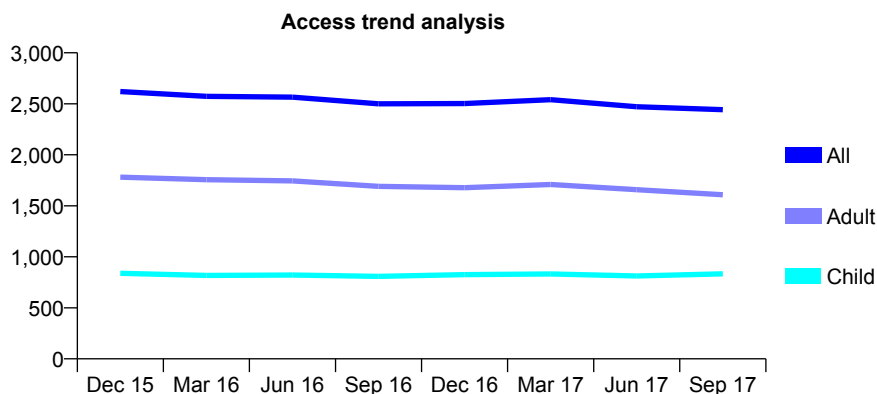
Q67 - Vital Signs At a Glance Contract Report for 570850/0001 - September 2017

Name or company name	MISS KM DHUTIA
Contract type name	GDS Contract
Purpose of contract	General
Contract start date	01/04/2006
Contract end date	

17/18 Contracted general activity (UDA)	9,091
Carry forward general activity (UDA)	-65
17/18 Contracted orthodontic activity (UOA)	0
Carry forward orthodontic activity (UOA)	0
Baseline contract value	£224,812.51

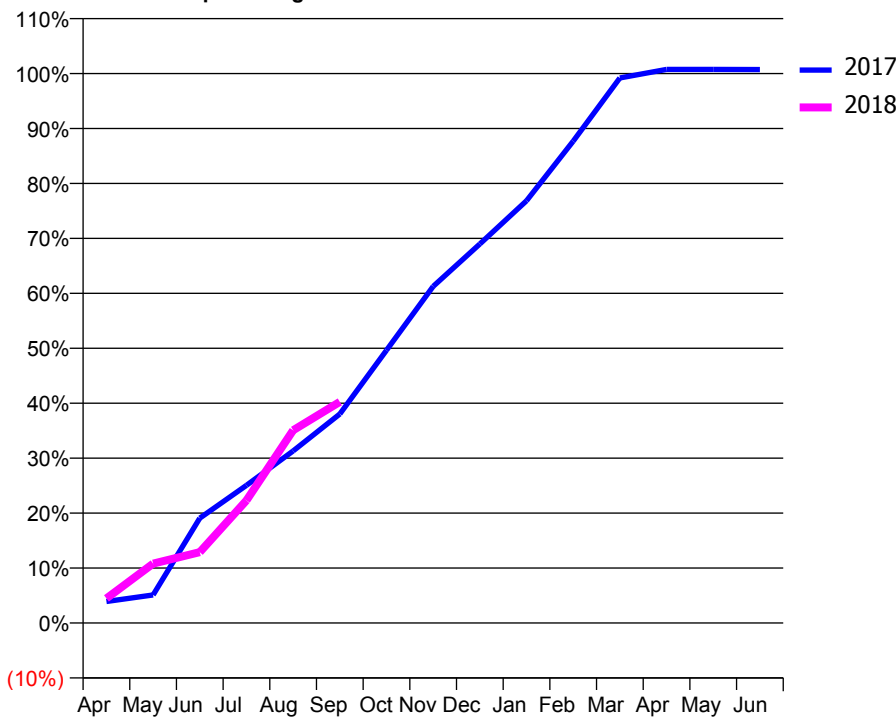
ACCESS*

Patients seen in 24 months	Total	Change since previous quarter
Quarter ending September 2016	2,500	
Quarter ending December 2016	2,503	→
Quarter ending March 2017	2,541	→
Quarter ending June 2017	2,471	↓
Quarter ending September 2017	2,442	↓
Variance since September 2016	(2.3%)	↓



ACTIVITY

Cumulative percentage of contracted UDA delivered 2017 & 2018



Month	Adjusted Scheduled Activity (UDA)	
	2017	2018
April	357	407
May	465	982
June	1,735	1,172
July	2,278	2,030
August	2,848	3,189
September	3,457	3,659
October	4,512	
November	5,569	
December	6,270	
January	6,985	
February	7,971	
March	9,018	
April	9,158	
May	9,158	
June	9,156	

QUALITY

	Quantity	Base Number	Contract	AT	Region	England
% of FP17s for the same patient ID Re-attending within 3 months - Children	71	713	10.0%	11.4%	11.4%	11.9%
% of FP17s for the same patient ID Re-attending within 3 months - Adults	182	992	18.3%	16.4%	15.7%	15.9%
% of FP17s for the same patient ID Re-attending between 3 & 9 months - Children	455	713	63.8%	55.5%	60.6%	58.1%
% of FP17s for the same patient ID Re-attending between 3 & 9 months - Adults	611	992	61.6%	48.7%	52.0%	50.6%
% of FP17s for Band 1 Urgent Courses	116	1,625	7.1%	10.7%	9.6%	9.1%
% of FP17s Relating to Free Repair or Replacements	5	1,625	0.3%	0.6%	0.7%	0.8%
% of FP17s Relating to Continuations	8	1,625	0.5%	0.8%	1.0%	1.1%
% of Patients satisfied with the dentistry they have received	13	15	86.7%	89.6%	91.6%	91.4%
% of Patients satisfied with the time they had to wait for an appointment	12	15	80.0%	87.0%	87.9%	87.7%

* This is based on patients treated on this contract for their most recent course of treatment. Figures in italics indicate the base number of FP17s or Patient Questionnaire responses are less than 100. N/A is shown where the base number of responses is less than 10 during the period. % is calculated as Quantity/Base number*100

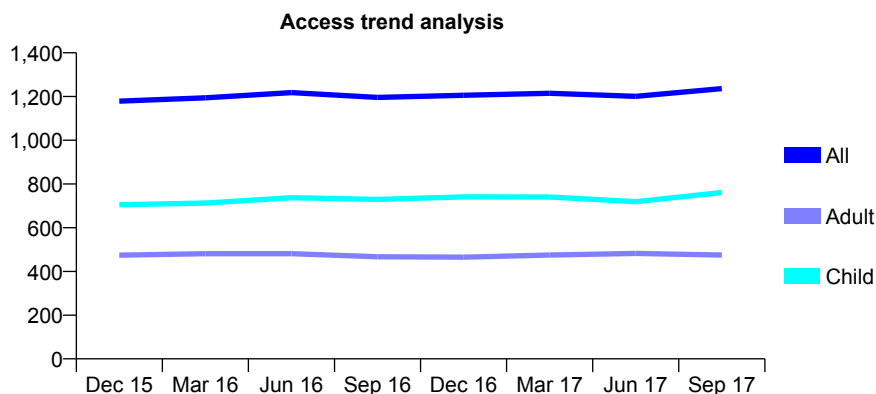
Q67 - Vital Signs At a Glance Contract Report for 571628/0001 - September 2017

Name or company name	MR DC SLANEY
Contract type name	GDS Contract
Purpose of contract	General
Contract start date	01/04/2006
Contract end date	

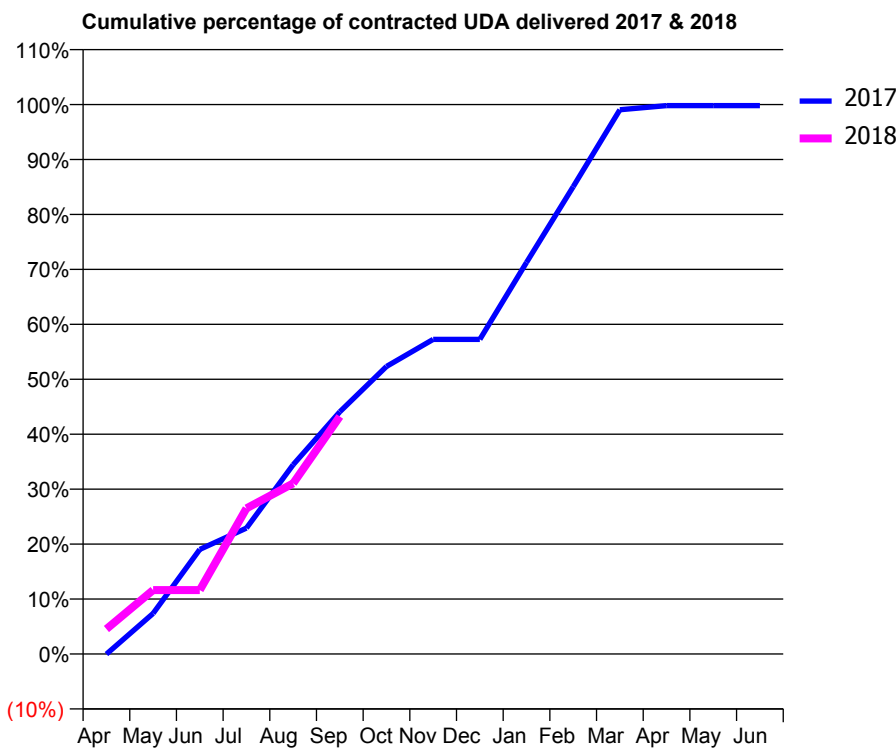
17/18 Contracted general activity (UDA)	3,013
Carry forward general activity (UDA)	6
17/18 Contracted orthodontic activity (UOA)	0
Carry forward orthodontic activity (UOA)	0
Baseline contract value	£74,508.87

ACCESS*

Patients seen in 24 months	Total	Change since previous quarter
Quarter ending September 2016	1,196	
Quarter ending December 2016	1,206	→
Quarter ending March 2017	1,215	→
Quarter ending June 2017	1,201	↓
Quarter ending September 2017	1,236	↑
Variance since September 2016	3.3%	↑



ACTIVITY



Month	Adjusted Scheduled Activity (UDA)	
	2017	2018
April	-1	137
May	223	350
June	573	350
July	691	799
August	1,038	935
September	1,328	1,302
October	1,577	
November	1,725	
December	1,725	
January	2,147	
February	2,562	
March	2,985	
April	3,007	
May	3,007	
June	3,007	

QUALITY

	Quantity	Base Number	Contract	AT	Region	England
% of FP17s for the same patient ID Re-attending within 3 months - Children	48	588	8.2%	11.4%	11.4%	11.9%
% of FP17s for the same patient ID Re-attending within 3 months - Adults	23	216	10.6%	16.4%	15.7%	15.9%
% of FP17s for the same patient ID Re-attending between 3 & 9 months - Children	335	588	57.0%	55.5%	60.6%	58.1%
% of FP17s for the same patient ID Re-attending between 3 & 9 months - Adults	101	216	46.8%	48.7%	52.0%	50.6%
% of FP17s for Band 1 Urgent Courses	22	790	2.8%	10.7%	9.6%	9.1%
% of FP17s Relating to Free Repair or Replacements	3	790	0.4%	0.6%	0.7%	0.8%
% of FP17s Relating to Continuations	0	790	0.0%	0.8%	1.0%	1.1%
% of Patients satisfied with the dentistry they have received	0	0	N/A	89.6%	91.6%	91.4%
% of Patients satisfied with the time they had to wait for an appointment	0	0	N/A	87.0%	87.9%	87.7%

* This is based on patients treated on this contract for their most recent course of treatment. Figures in italics indicate the base number of FP17s or Patient Questionnaire responses are less than 100. N/A is shown where the base number of responses is less than 10 during the period. % is calculated as Quantity/Base number*100

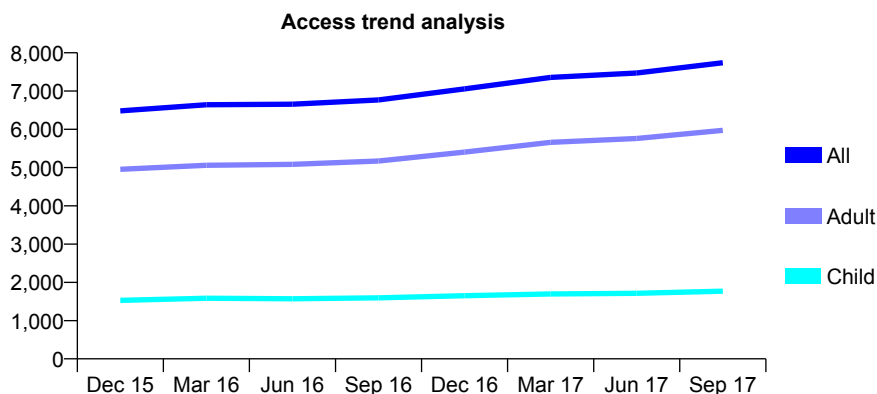
Q67 - Vital Signs At a Glance Contract Report for 572373/0001 - September 2017

Name or company name	Park Road Dental Practice
Contract type name	GDS Contract
Purpose of contract	General
Contract start date	01/04/2006
Contract end date	

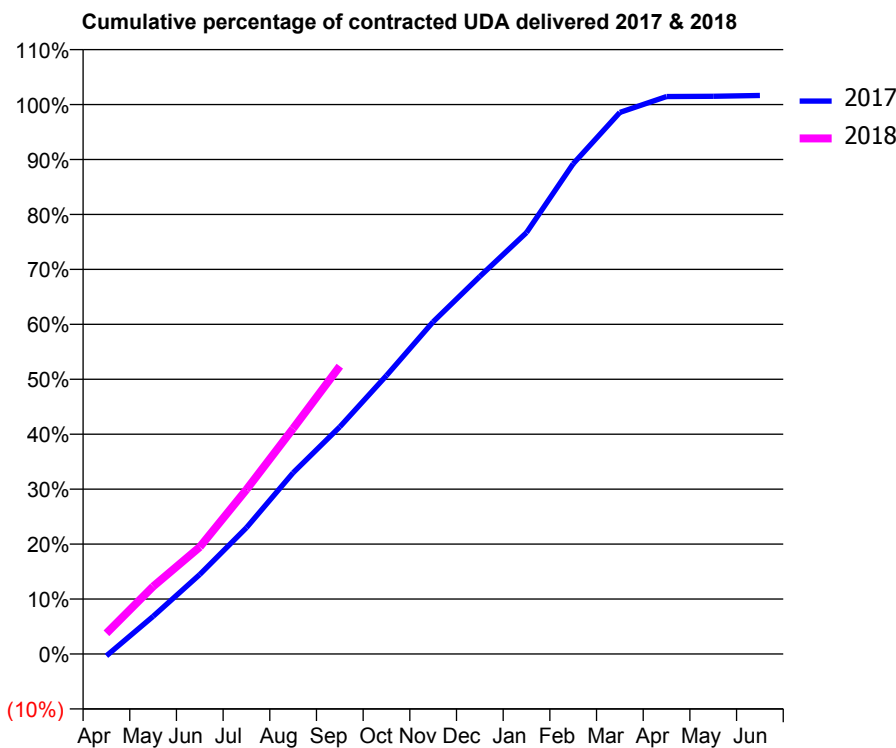
17/18 Contracted general activity (UDA)	22,671
Carry forward general activity (UDA)	0
17/18 Contracted orthodontic activity (UOA)	0
Carry forward orthodontic activity (UOA)	0
Baseline contract value	£535,367.20

ACCESS*

Patients seen in 24 months	Total	Change since previous quarter
Quarter ending September 2016	6,767	
Quarter ending December 2016	7,057	↑
Quarter ending March 2017	7,357	↑
Quarter ending June 2017	7,472	→
Quarter ending September 2017	7,742	↑
Variance since September 2016	14.4%	↑



ACTIVITY



Month	Adjusted Scheduled Activity (UDA)	
	2017	2018
April	-78	854
May	1,554	2,786
June	3,284	4,416
July	5,214	6,787
August	7,481	9,309
September	9,370	11,876
October	11,488	
November	13,704	
December	15,579	
January	17,388	
February	20,226	
March	22,344	
April	22,998	
May	23,013	
June	23,042	

QUALITY

	Quantity	Base Number	Contract	AT	Region	England
% of FP17s for the same patient ID Re-attending within 3 months - Children	63	1,425	4.4%	11.4%	11.4%	11.9%
% of FP17s for the same patient ID Re-attending within 3 months - Adults	489	4,648	10.5%	16.4%	15.7%	15.9%
% of FP17s for the same patient ID Re-attending between 3 & 9 months - Children	940	1,425	66.0%	55.5%	60.6%	58.1%
% of FP17s for the same patient ID Re-attending between 3 & 9 months - Adults	3,134	4,648	67.4%	48.7%	52.0%	50.6%
% of FP17s for Band 1 Urgent Courses	267	5,722	4.7%	10.7%	9.6%	9.1%
% of FP17s Relating to Free Repair or Replacements	45	5,722	0.8%	0.6%	0.7%	0.8%
% of FP17s Relating to Continuations	19	5,722	0.3%	0.8%	1.0%	1.1%
% of Patients satisfied with the dentistry they have received	35	38	92.1%	89.6%	91.6%	91.4%
% of Patients satisfied with the time they had to wait for an appointment	36	38	94.7%	87.0%	87.9%	87.7%

* This is based on patients treated on this contract for their most recent course of treatment. Figures in italics indicate the base number of FP17s or Patient Questionnaire responses are less than 100. N/A is shown where the base number of responses is less than 10 during the period. % is calculated as Quantity/Base number*100

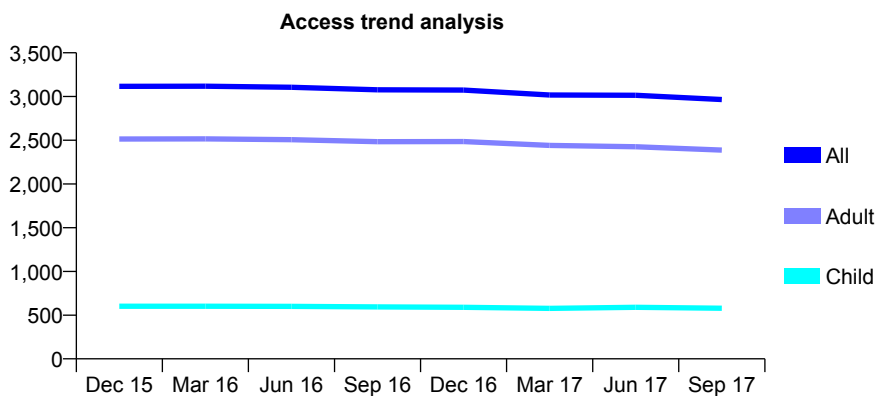
Q67 - Vital Signs At a Glance Contract Report for 573787/0001 - September 2017

Name or company name	MISS DM DALY
Contract type name	GDS Contract
Purpose of contract	General
Contract start date	01/04/2006
Contract end date	

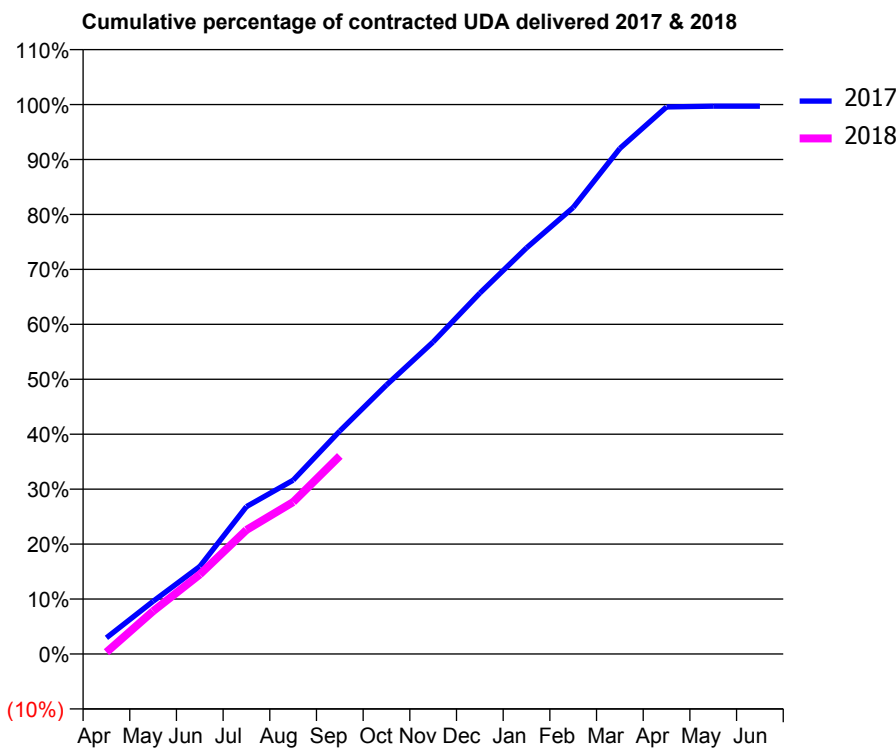
17/18 Contracted general activity (UDA)	7,808
Carry forward general activity (UDA)	24
17/18 Contracted orthodontic activity (UOA)	0
Carry forward orthodontic activity (UOA)	0
Baseline contract value	£193,085.05

ACCESS*

Patients seen in 24 months	Total	Change since previous quarter
Quarter ending September 2016	3,077	
Quarter ending December 2016	3,074	→
Quarter ending March 2017	3,018	↓
Quarter ending June 2017	3,014	→
Quarter ending September 2017	2,966	↓
Variance since September 2016	(3.6%)	↓



ACTIVITY



Month	Adjusted Scheduled Activity (UDA)	
	2017	2018
April	230	25
May	749	608
June	1,245	1,130
July	2,094	1,762
August	2,470	2,159
September	3,168	2,815
October	3,823	
November	4,435	
December	5,127	
January	5,770	
February	6,345	
March	7,184	
April	7,774	
May	7,784	
June	7,784	

QUALITY

	Quantity	Base Number	Contract	AT	Region	England
% of FP17s for the same patient ID Re-attending within 3 months - Children	18	368	4.9%	11.4%	11.4%	11.9%
% of FP17s for the same patient ID Re-attending within 3 months - Adults	152	1,447	10.5%	16.4%	15.7%	15.9%
% of FP17s for the same patient ID Re-attending between 3 & 9 months - Children	229	368	62.2%	55.5%	60.6%	58.1%
% of FP17s for the same patient ID Re-attending between 3 & 9 months - Adults	673	1,447	46.5%	48.7%	52.0%	50.6%
% of FP17s for Band 1 Urgent Courses	62	1,531	4.0%	10.7%	9.6%	9.1%
% of FP17s Relating to Free Repair or Replacements	3	1,531	0.2%	0.6%	0.7%	0.8%
% of FP17s Relating to Continuations	16	1,531	1.0%	0.8%	1.0%	1.1%
% of Patients satisfied with the dentistry they have received	8	10	80.0%	89.6%	91.6%	91.4%
% of Patients satisfied with the time they had to wait for an appointment	9	10	90.0%	87.0%	87.9%	87.7%

* This is based on patients treated on this contract for their most recent course of treatment. Figures in italics indicate the base number of FP17s or Patient Questionnaire responses are less than 100. N/A is shown where the base number of responses is less than 10 during the period. % is calculated as Quantity/Base number*100

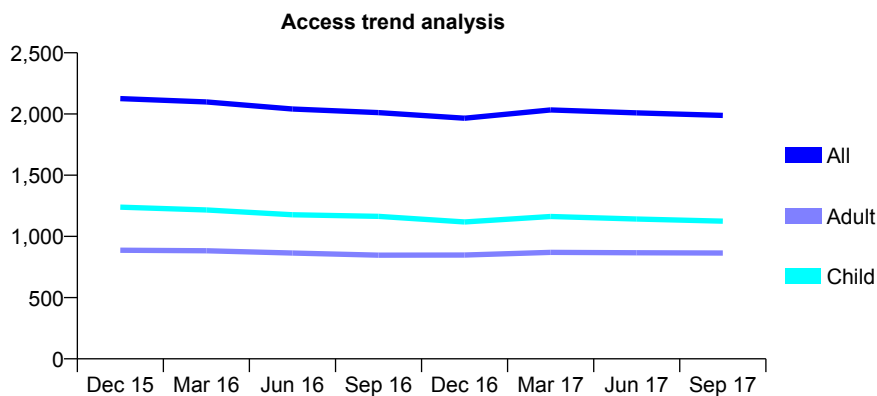
Q67 - Vital Signs At a Glance Contract Report for 574376/0001 - September 2017

Name or company name	MR EM CAMPBELL
Contract type name	GDS Contract
Purpose of contract	General
Contract start date	01/12/2013
Contract end date	

17/18 Contracted general activity (UDA)	4,400
Carry forward general activity (UDA)	0
17/18 Contracted orthodontic activity (UOA)	0
Carry forward orthodontic activity (UOA)	0
Baseline contract value	£106,985.28

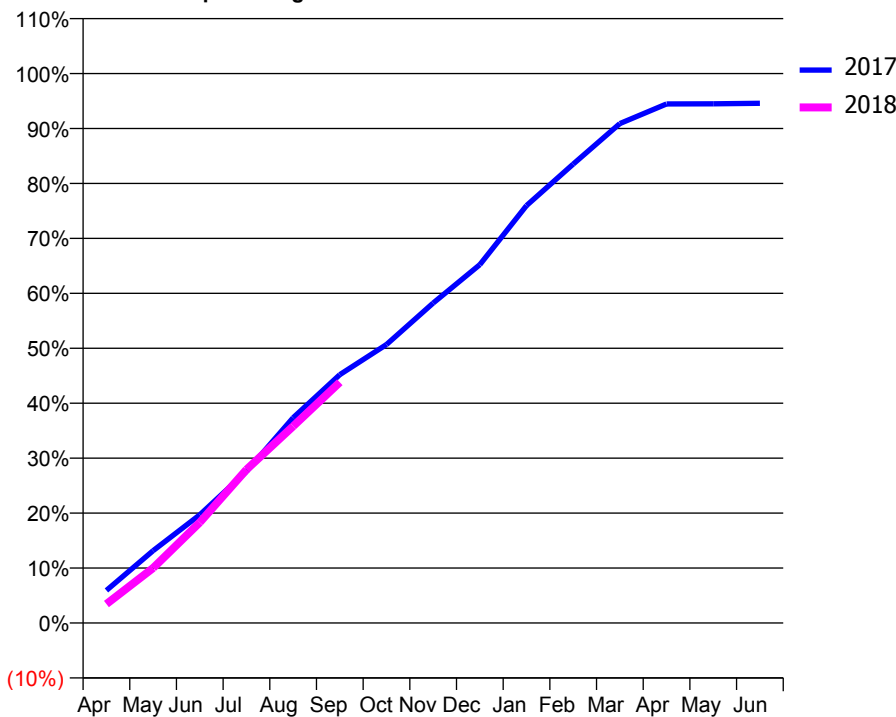
ACCESS*

Patients seen in 24 months	Total	Change since previous quarter
Quarter ending September 2016	2,011	
Quarter ending December 2016	1,966	↓
Quarter ending March 2017	2,033	↑
Quarter ending June 2017	2,009	↓
Quarter ending September 2017	1,989	→
Variance since September 2016	(1.1%)	↓



ACTIVITY

Cumulative percentage of contracted UDA delivered 2017 & 2018



Adjusted Scheduled Activity (UDA)

Month	2017	2018
April	261	152
May	579	440
June	866	805
July	1,214	1,229
August	1,644	1,576
September	1,989	1,928
October	2,230	
November	2,562	
December	2,870	
January	3,343	
February	3,675	
March	3,999	
April	4,156	
May	4,157	
June	4,161	

QUALITY

	Quantity	Base Number	Contract	AT	Region	England
% of FP17s for the same patient ID Re-attending within 3 months - Children	34	801	4.2%	11.4%	11.4%	11.9%
% of FP17s for the same patient ID Re-attending within 3 months - Adults	73	593	12.3%	16.4%	15.7%	15.9%
% of FP17s for the same patient ID Re-attending between 3 & 9 months - Children	450	801	56.2%	55.5%	60.6%	58.1%
% of FP17s for the same patient ID Re-attending between 3 & 9 months - Adults	311	593	52.4%	48.7%	52.0%	50.6%
% of FP17s for Band 1 Urgent Courses	4	1,303	0.3%	10.7%	9.6%	9.1%
% of FP17s Relating to Free Repair or Replacements	0	1,303	0.0%	0.6%	0.7%	0.8%
% of FP17s Relating to Continuations	4	1,303	0.3%	0.8%	1.0%	1.1%
% of Patients satisfied with the dentistry they have received	6	6	N/A	89.6%	91.6%	91.4%
% of Patients satisfied with the time they had to wait for an appointment	6	6	N/A	87.0%	87.9%	87.7%

* This is based on patients treated on this contract for their most recent course of treatment. Figures in italics indicate the base number of FP17s or Patient Questionnaire responses are less than 100. N/A is shown where the base number of responses is less than 10 during the period. % is calculated as Quantity/Base number*100

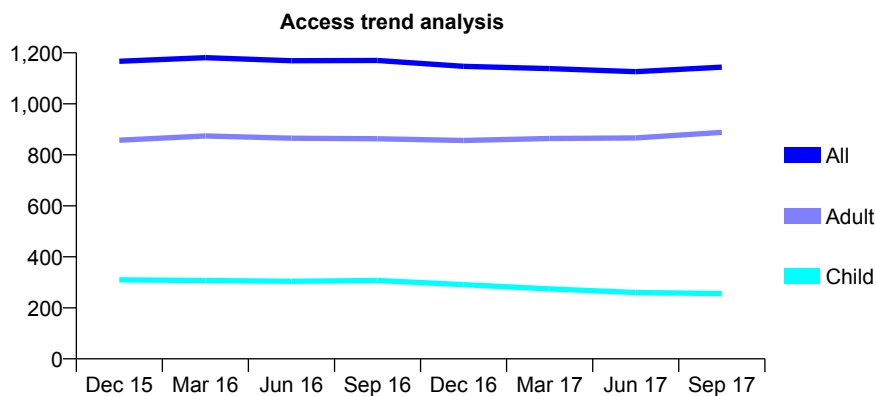
Q67 - Vital Signs At a Glance Contract Report for 613584/0001 - September 2017

Name or company name	MR M MITIC
Contract type name	GDS Contract
Purpose of contract	General
Contract start date	04/10/2007
Contract end date	

17/18 Contracted general activity (UDA)	6,000
Carry forward general activity (UDA)	139
17/18 Contracted orthodontic activity (UOA)	0
Carry forward orthodontic activity (UOA)	0
Baseline contract value	£145,869.84

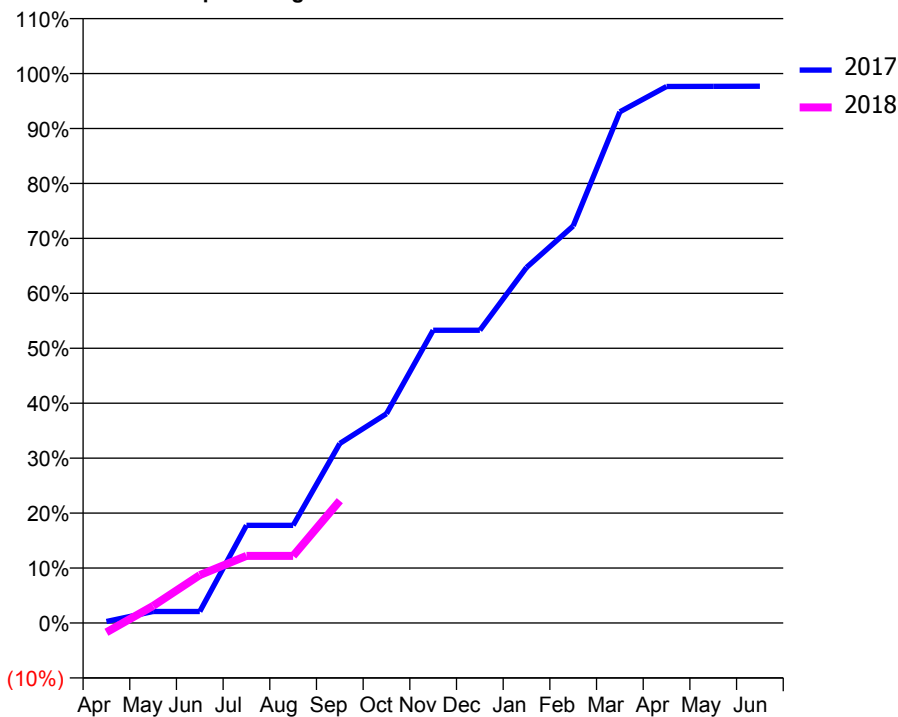
ACCESS*

Patients seen in 24 months	Total	Change since previous quarter
Quarter ending September 2016	1,170	
Quarter ending December 2016	1,147	↓
Quarter ending March 2017	1,138	→
Quarter ending June 2017	1,126	↓
Quarter ending September 2017	1,144	→
Variance since September 2016	(2.2%)	↓



ACTIVITY

Cumulative percentage of contracted UDA delivered 2017 & 2018



Adjusted Scheduled Activity (UDA)

Month	2017	2018
April	17	-103
May	126	187
June	126	524
July	1,067	734
August	1,067	734
September	1,961	1,336
October	2,286	
November	3,196	
December	3,196	
January	3,883	
February	4,335	
March	5,581	
April	5,859	
May	5,860	
June	5,861	

QUALITY

	Quantity	Base Number	Contract	AT	Region	England
% of FP17s for the same patient ID Re-attending within 3 months - Children	1	137	0.7%	11.4%	11.4%	11.9%
% of FP17s for the same patient ID Re-attending within 3 months - Adults	25	430	5.8%	16.4%	15.7%	15.9%
% of FP17s for the same patient ID Re-attending between 3 & 9 months - Children	89	137	65.0%	55.5%	60.6%	58.1%
% of FP17s for the same patient ID Re-attending between 3 & 9 months - Adults	205	430	47.7%	48.7%	52.0%	50.6%
% of FP17s for Band 1 Urgent Courses	5	541	0.9%	10.7%	9.6%	9.1%
% of FP17s Relating to Free Repair or Replacements	0	541	0.0%	0.6%	0.7%	0.8%
% of FP17s Relating to Continuations	0	541	0.0%	0.8%	1.0%	1.1%
% of Patients satisfied with the dentistry they have received	6	7	N/A	89.6%	91.6%	91.4%
% of Patients satisfied with the time they had to wait for an appointment	7	7	N/A	87.0%	87.9%	87.7%

* This is based on patients treated on this contract for their most recent course of treatment. Figures in italics indicate the base number of FP17s or Patient Questionnaire responses are less than 100. N/A is shown where the base number of responses is less than 10 during the period. % is calculated as Quantity/Base number*100

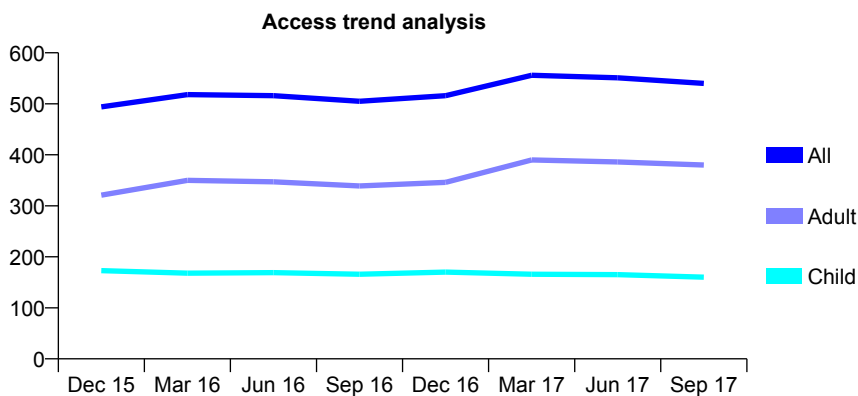
Q67 - Vital Signs At a Glance Contract Report for 629871/0003 - September 2017

Name or company name	MR CM BROWNE
Contract type name	GDS Contract
Purpose of contract	General
Contract start date	01/09/2013
Contract end date	

17/18 Contracted general activity (UDA)	1,765
Carry forward general activity (UDA)	-36
17/18 Contracted orthodontic activity (UOA)	0
Carry forward orthodontic activity (UOA)	0
Baseline contract value	£50,411.31

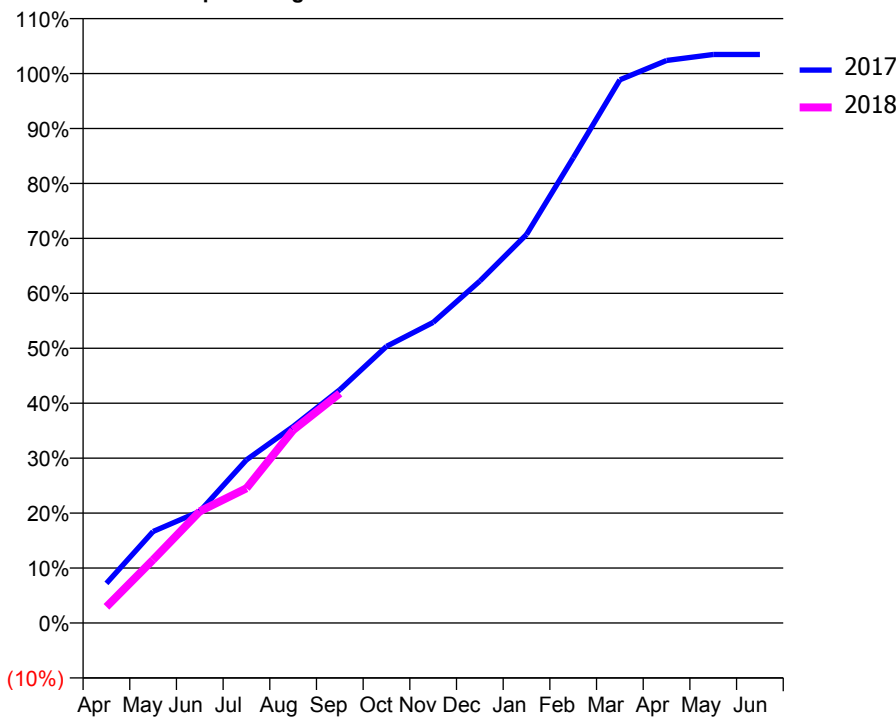
ACCESS*

Patients seen in 24 months	Total	Change since previous quarter
Quarter ending September 2016	505	
Quarter ending December 2016	516	↑
Quarter ending March 2017	556	↑
Quarter ending June 2017	551	→
Quarter ending September 2017	540	↓
Variance since September 2016	6.9%	↑



ACTIVITY

Cumulative percentage of contracted UDA delivered 2017 & 2018



Adjusted Scheduled Activity (UDA)

Month	2017	2018
April	128	52
May	294	203
June	359	359
July	524	433
August	631	619
September	749	738
October	889	
November	966	
December	1,099	
January	1,248	
February	1,494	
March	1,745	
April	1,807	
May	1,826	
June	1,826	

QUALITY

	Quantity	Base Number	Contract	AT	Region	England
% of FP17s for the same patient ID Re-attending within 3 months - Children	3	142	2.1%	11.4%	11.4%	11.9%
% of FP17s for the same patient ID Re-attending within 3 months - Adults	26	207	12.6%	16.4%	15.7%	15.9%
% of FP17s for the same patient ID Re-attending between 3 & 9 months - Children	110	142	77.5%	55.5%	60.6%	58.1%
% of FP17s for the same patient ID Re-attending between 3 & 9 months - Adults	118	207	57.0%	48.7%	52.0%	50.6%
% of FP17s for Band 1 Urgent Courses	13	322	4.0%	10.7%	9.6%	9.1%
% of FP17s Relating to Free Repair or Replacements	2	322	0.6%	0.6%	0.7%	0.8%
% of FP17s Relating to Continuations	0	322	0.0%	0.8%	1.0%	1.1%
% of Patients satisfied with the dentistry they have received	2	2	N/A	89.6%	91.6%	91.4%
% of Patients satisfied with the time they had to wait for an appointment	2	2	N/A	87.0%	87.9%	87.7%

* This is based on patients treated on this contract for their most recent course of treatment. Figures in italics indicate the base number of FP17s or Patient Questionnaire responses are less than 100. N/A is shown where the base number of responses is less than 10 during the period. % is calculated as Quantity/Base number*100

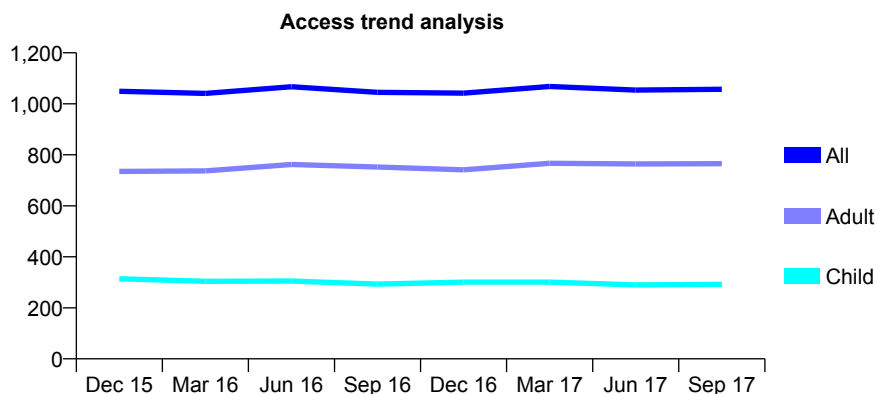
Q67 - Vital Signs At a Glance Contract Report for 630047/0001 - September 2017

Name or company name	MISS JH FORRYAN
Contract type name	GDS Contract
Purpose of contract	General
Contract start date	01/04/2006
Contract end date	

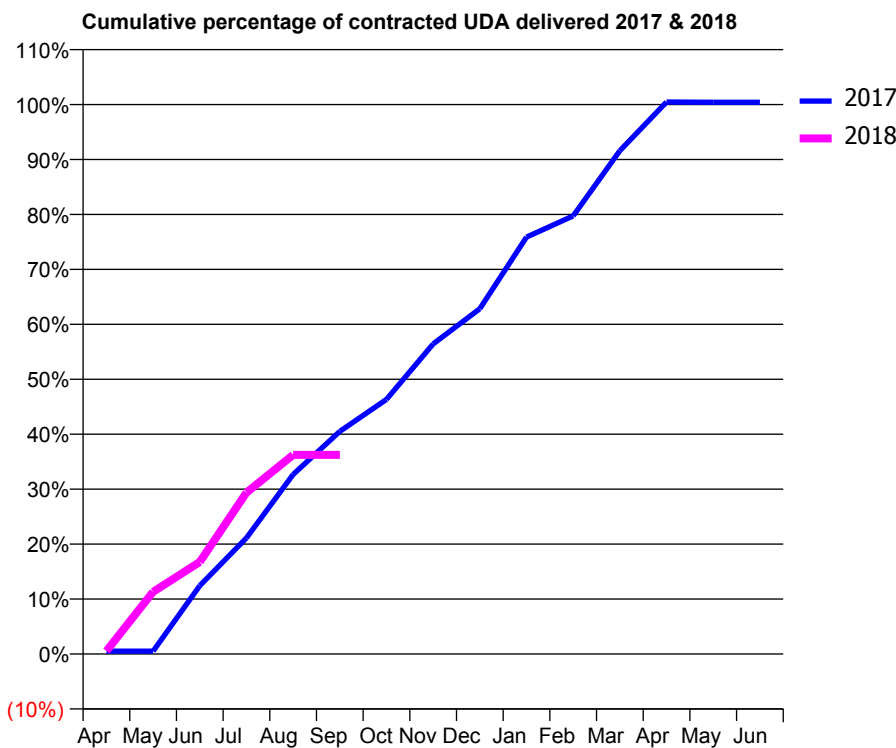
17/18 Contracted general activity (UDA)	2,376
Carry forward general activity (UDA)	-10
17/18 Contracted orthodontic activity (UOA)	0
Carry forward orthodontic activity (UOA)	0
Baseline contract value	£53,410.21

ACCESS*

Patients seen in 24 months	Total	Change since previous quarter
Quarter ending September 2016	1,045	
Quarter ending December 2016	1,042	→
Quarter ending March 2017	1,068	↑
Quarter ending June 2017	1,054	↓
Quarter ending September 2017	1,057	→
Variance since September 2016	1.1%	→



ACTIVITY



Adjusted Scheduled Activity (UDA)		
Month	2017	2018
April	12	13
May	12	269
June	296	398
July	502	698
August	777	861
September	963	861
October	1,101	
November	1,341	
December	1,493	
January	1,802	
February	1,894	
March	2,176	
April	2,387	
May	2,386	
June	2,386	

QUALITY

	Quantity	Base Number	Contract	AT	Region	England
% of FP17s for the same patient ID Re-attending within 3 months - Children	4	186	2.2%	11.4%	11.4%	11.9%
% of FP17s for the same patient ID Re-attending within 3 months - Adults	21	332	6.3%	16.4%	15.7%	15.9%
% of FP17s for the same patient ID Re-attending between 3 & 9 months - Children	110	186	59.1%	55.5%	60.6%	58.1%
% of FP17s for the same patient ID Re-attending between 3 & 9 months - Adults	121	332	36.4%	48.7%	52.0%	50.6%
% of FP17s for Band 1 Urgent Courses	17	429	4.0%	10.7%	9.6%	9.1%
% of FP17s Relating to Free Repair or Replacements	0	429	0.0%	0.6%	0.7%	0.8%
% of FP17s Relating to Continuations	1	429	0.2%	0.8%	1.0%	1.1%
% of Patients satisfied with the dentistry they have received	1	1	N/A	89.6%	91.6%	91.4%
% of Patients satisfied with the time they had to wait for an appointment	1	1	N/A	87.0%	87.9%	87.7%

* This is based on patients treated on this contract for their most recent course of treatment. Figures in italics indicate the base number of FP17s or Patient Questionnaire responses are less than 100. N/A is shown where the base number of responses is less than 10 during the period. % is calculated as Quantity/Base number*100

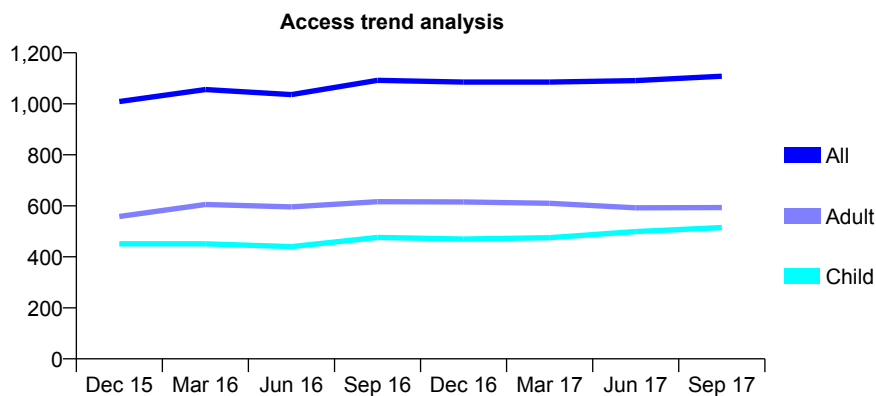
Q67 - Vital Signs At a Glance Contract Report for 636576/0001 - September 2017

Name or company name	MISS FM BRUMMITT
Contract type name	GDS Contract
Purpose of contract	General
Contract start date	01/04/2006
Contract end date	

17/18 Contracted general activity (UDA)	2,500
Carry forward general activity (UDA)	-50
17/18 Contracted orthodontic activity (UOA)	0
Carry forward orthodontic activity (UOA)	0
Baseline contract value	£62,225.39

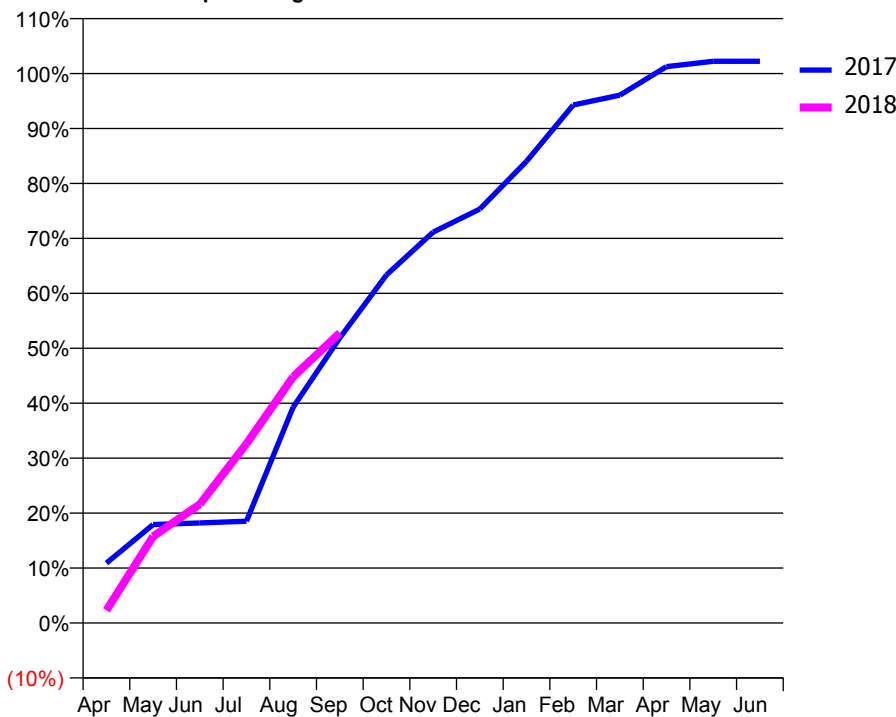
ACCESS*

Patients seen in 24 months	Total	Change since previous quarter
Quarter ending September 2016	1,092	
Quarter ending December 2016	1,085	→
Quarter ending March 2017	1,085	→
Quarter ending June 2017	1,091	→
Quarter ending September 2017	1,108	→
Variance since September 2016	1.5%	→



ACTIVITY

Cumulative percentage of contracted UDA delivered 2017 & 2018



Month	Adjusted Scheduled Activity (UDA)	
	2017	2018
April	273	58
May	448	394
June	455	540
July	463	816
August	982	1,120
September	1,298	1,320
October	1,584	
November	1,778	
December	1,884	
January	2,100	
February	2,356	
March	2,402	
April	2,532	
May	2,556	
June	2,556	

QUALITY

	Quantity	Base Number	Contract	AT	Region	England
% of FP17s for the same patient ID Re-attending within 3 months - Children	31	416	7.5%	11.4%	11.4%	11.9%
% of FP17s for the same patient ID Re-attending within 3 months - Adults	30	290	10.3%	16.4%	15.7%	15.9%
% of FP17s for the same patient ID Re-attending between 3 & 9 months - Children	228	416	54.8%	55.5%	60.6%	58.1%
% of FP17s for the same patient ID Re-attending between 3 & 9 months - Adults	148	290	51.0%	48.7%	52.0%	50.6%
% of FP17s for Band 1 Urgent Courses	19	644	3.0%	10.7%	9.6%	9.1%
% of FP17s Relating to Free Repair or Replacements	0	644	0.0%	0.6%	0.7%	0.8%
% of FP17s Relating to Continuations	1	644	0.2%	0.8%	1.0%	1.1%
% of Patients satisfied with the dentistry they have received	3	3	N/A	89.6%	91.6%	91.4%
% of Patients satisfied with the time they had to wait for an appointment	3	3	N/A	87.0%	87.9%	87.7%

* This is based on patients treated on this contract for their most recent course of treatment. Figures in italics indicate the base number of FP17s or Patient Questionnaire responses are less than 100. N/A is shown where the base number of responses is less than 10 during the period. % is calculated as Quantity/Base number*100

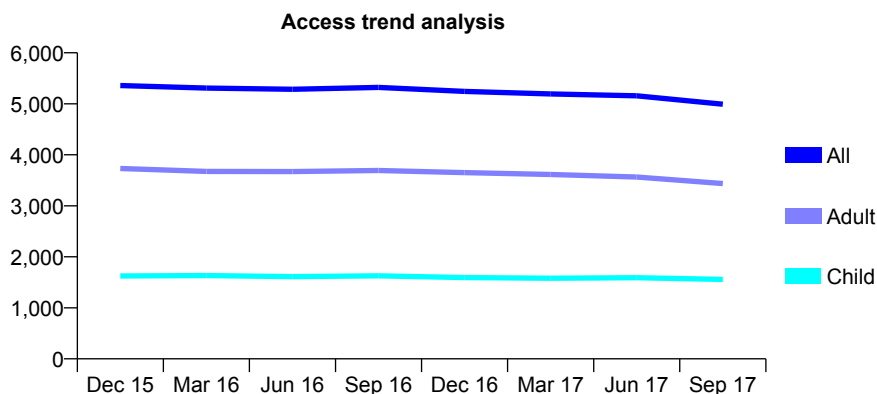
Q67 - Vital Signs At a Glance Contract Report for 638323/0001 - September 2017

Name or company name	MR SS PHOTAY
Contract type name	GDS Contract
Purpose of contract	General
Contract start date	01/04/2006
Contract end date	

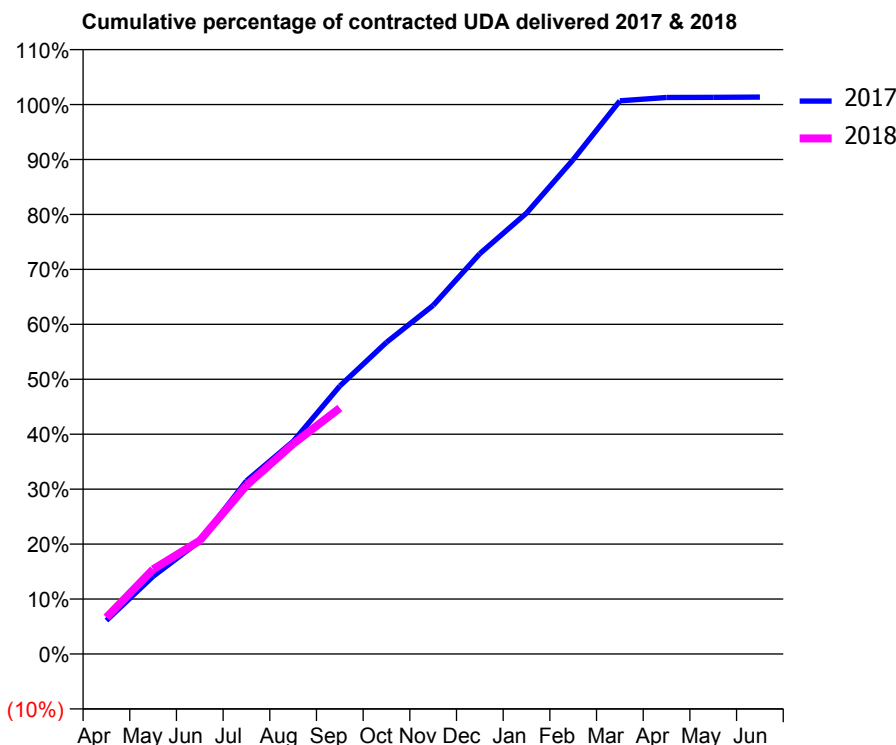
17/18 Contracted general activity (UDA)	12,702
Carry forward general activity (UDA)	-172
17/18 Contracted orthodontic activity (UOA)	0
Carry forward orthodontic activity (UOA)	0
Baseline contract value	£314,109.40

ACCESS*

Patients seen in 24 months	Total	Change since previous quarter
Quarter ending September 2016	5,321	
Quarter ending December 2016	5,243	↓
Quarter ending March 2017	5,194	→
Quarter ending June 2017	5,158	→
Quarter ending September 2017	4,993	↓
Variance since September 2016	(6.2%)	↓



ACTIVITY



Month	Adjusted Scheduled Activity (UDA)	
	2017	2018
April	776	847
May	1,795	1,957
June	2,614	2,620
July	4,003	3,899
August	4,915	4,857
September	6,195	5,685
October	7,206	
November	8,059	
December	9,256	
January	10,191	
February	11,429	
March	12,788	
April	12,864	
May	12,867	
June	12,873	

QUALITY

	Quantity	Base Number	Contract	AT	Region	England
% of FP17s for the same patient ID Re-attending within 3 months - Children	52	814	6.4%	11.4%	11.4%	11.9%
% of FP17s for the same patient ID Re-attending within 3 months - Adults	201	1,531	13.1%	16.4%	15.7%	15.9%
% of FP17s for the same patient ID Re-attending between 3 & 9 months - Children	248	814	30.5%	55.5%	60.6%	58.1%
% of FP17s for the same patient ID Re-attending between 3 & 9 months - Adults	465	1,531	30.4%	48.7%	52.0%	50.6%
% of FP17s for Band 1 Urgent Courses	202	2,304	8.8%	10.7%	9.6%	9.1%
% of FP17s Relating to Free Repair or Replacements	22	2,304	1.0%	0.6%	0.7%	0.8%
% of FP17s Relating to Continuations	49	2,304	2.1%	0.8%	1.0%	1.1%
% of Patients satisfied with the dentistry they have received	10	11	90.9%	89.6%	91.6%	91.4%
% of Patients satisfied with the time they had to wait for an appointment	8	11	72.7%	87.0%	87.9%	87.7%

* This is based on patients treated on this contract for their most recent course of treatment. Figures in italics indicate the base number of FP17s or Patient Questionnaire responses are less than 100. N/A is shown where the base number of responses is less than 10 during the period. % is calculated as Quantity/Base number*100

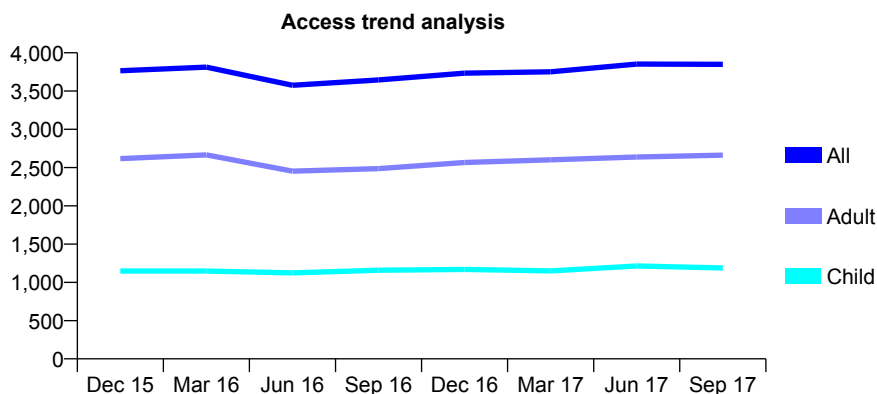
Q67 - Vital Signs At a Glance Contract Report for 638323/0002 - September 2017

Name or company name	MR SS PHOTAY
Contract type name	GDS Contract
Purpose of contract	General
Contract start date	01/04/2006
Contract end date	

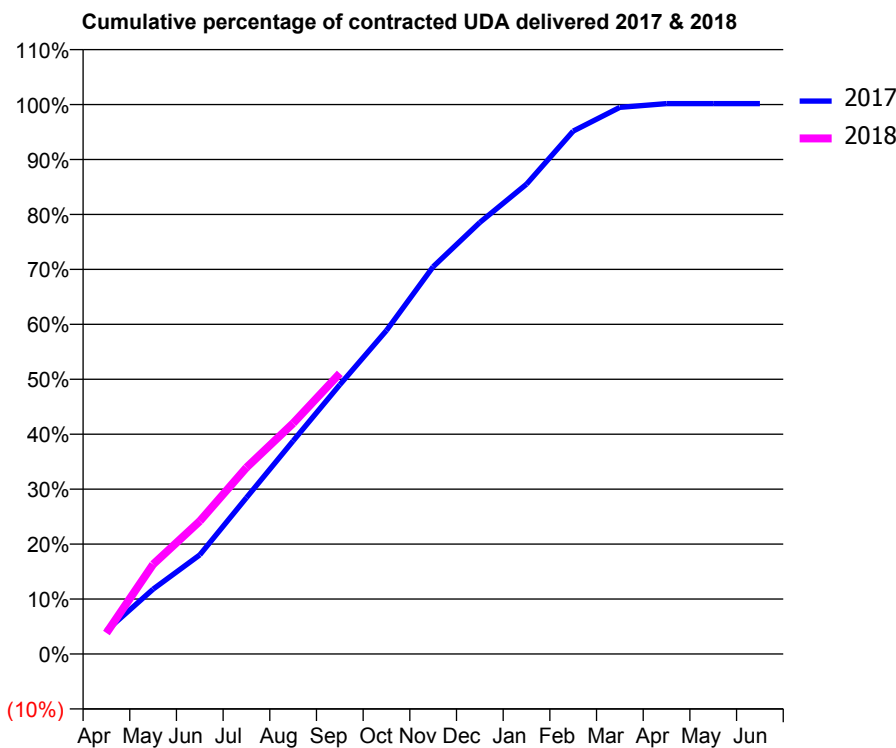
17/18 Contracted general activity (UDA)	10,254
Carry forward general activity (UDA)	0
17/18 Contracted orthodontic activity (UOA)	0
Carry forward orthodontic activity (UOA)	0
Baseline contract value	£253,572.48

ACCESS*

Patients seen in 24 months	Total	Change since previous quarter
Quarter ending September 2016	3,645	
Quarter ending December 2016	3,735	↑
Quarter ending March 2017	3,752	→
Quarter ending June 2017	3,852	↑
Quarter ending September 2017	3,850	→
Variance since September 2016	5.6%	↑



ACTIVITY



Month	Adjusted Scheduled Activity (UDA)	
	2017	2018
April	437	392
May	1,210	1,673
June	1,849	2,479
July	2,918	3,480
August	3,978	4,306
September	5,026	5,238
October	6,037	
November	7,226	
December	8,053	
January	8,768	
February	9,759	
March	10,200	
April	10,271	
May	10,271	
June	10,272	

QUALITY

	Quantity	Base Number	Contract	AT	Region	England
% of FP17s for the same patient ID Re-attending within 3 months - Children	49	703	7.0%	11.4%	11.4%	11.9%
% of FP17s for the same patient ID Re-attending within 3 months - Adults	287	1,587	18.1%	16.4%	15.7%	15.9%
% of FP17s for the same patient ID Re-attending between 3 & 9 months - Children	228	703	32.4%	55.5%	60.6%	58.1%
% of FP17s for the same patient ID Re-attending between 3 & 9 months - Adults	452	1,587	28.5%	48.7%	52.0%	50.6%
% of FP17s for Band 1 Urgent Courses	449	2,263	19.8%	10.7%	9.6%	9.1%
% of FP17s Relating to Free Repair or Replacements	22	2,263	1.0%	0.6%	0.7%	0.8%
% of FP17s Relating to Continuations	33	2,263	1.5%	0.8%	1.0%	1.1%
% of Patients satisfied with the dentistry they have received	9	10	90.0%	89.6%	91.6%	91.4%
% of Patients satisfied with the time they had to wait for an appointment	8	10	80.0%	87.0%	87.9%	87.7%

* This is based on patients treated on this contract for their most recent course of treatment. Figures in italics indicate the base number of FP17s or Patient Questionnaire responses are less than 100. N/A is shown where the base number of responses is less than 10 during the period. % is calculated as Quantity/Base number*100

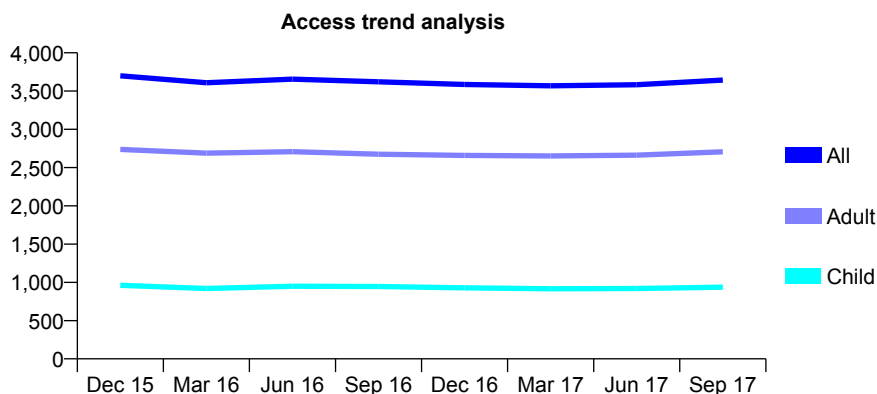
Q67 - Vital Signs At a Glance Contract Report for 638323/0003 - September 2017

Name or company name	MR SS PHOTAY
Contract type name	GDS Contract
Purpose of contract	General
Contract start date	01/04/2006
Contract end date	

17/18 Contracted general activity (UDA)	9,000
Carry forward general activity (UDA)	0
17/18 Contracted orthodontic activity (UOA)	0
Carry forward orthodontic activity (UOA)	0
Baseline contract value	£222,562.17

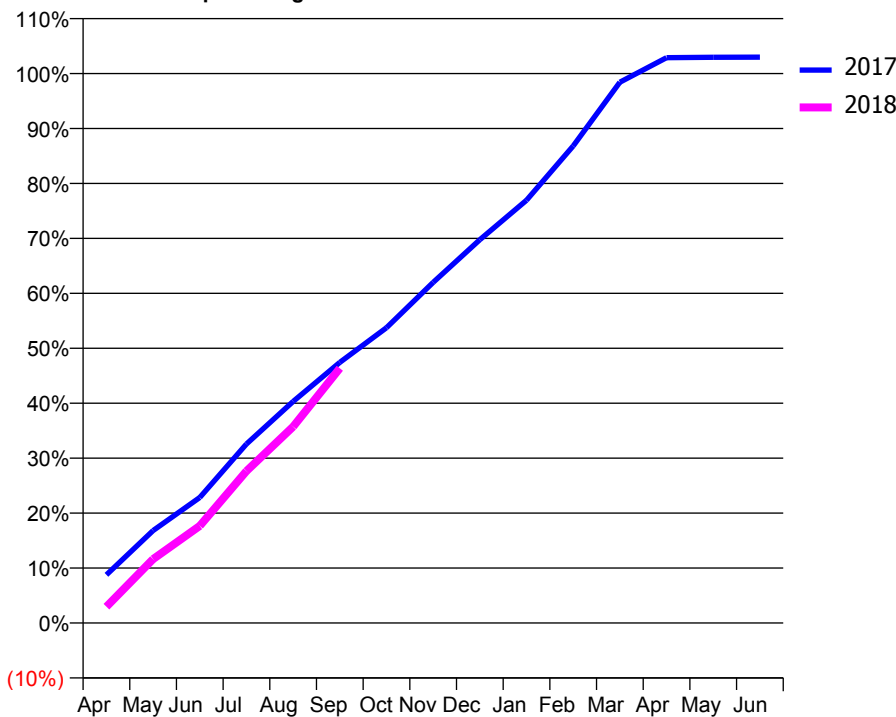
ACCESS*

Patients seen in 24 months	Total	Change since previous quarter
Quarter ending September 2016	3,621	
Quarter ending December 2016	3,586	→
Quarter ending March 2017	3,568	→
Quarter ending June 2017	3,583	→
Quarter ending September 2017	3,643	→
Variance since September 2016	0.6%	→



ACTIVITY

Cumulative percentage of contracted UDA delivered 2017 & 2018



Month	Adjusted Scheduled Activity (UDA)	
	2017	2018
April	789	267
May	1,515	1,046
June	2,056	1,592
July	2,932	2,489
August	3,628	3,217
September	4,268	4,173
October	4,837	
November	5,579	
December	6,278	
January	6,924	
February	7,813	
March	8,858	
April	9,260	
May	9,267	
June	9,268	

QUALITY

	Quantity	Base Number	Contract	AT	Region	England
% of FP17s for the same patient ID Re-attending within 3 months - Children	27	547	4.9%	11.4%	11.4%	11.9%
% of FP17s for the same patient ID Re-attending within 3 months - Adults	229	1,573	14.6%	16.4%	15.7%	15.9%
% of FP17s for the same patient ID Re-attending between 3 & 9 months - Children	185	547	33.8%	55.5%	60.6%	58.1%
% of FP17s for the same patient ID Re-attending between 3 & 9 months - Adults	478	1,573	30.4%	48.7%	52.0%	50.6%
% of FP17s for Band 1 Urgent Courses	256	1,919	13.3%	10.7%	9.6%	9.1%
% of FP17s Relating to Free Repair or Replacements	18	1,919	0.9%	0.6%	0.7%	0.8%
% of FP17s Relating to Continuations	19	1,919	1.0%	0.8%	1.0%	1.1%
% of Patients satisfied with the dentistry they have received	14	15	93.3%	89.6%	91.6%	91.4%
% of Patients satisfied with the time they had to wait for an appointment	13	15	86.7%	87.0%	87.9%	87.7%

* This is based on patients treated on this contract for their most recent course of treatment. Figures in italics indicate the base number of FP17s or Patient Questionnaire responses are less than 100. N/A is shown where the base number of responses is less than 10 during the period. % is calculated as Quantity/Base number*100

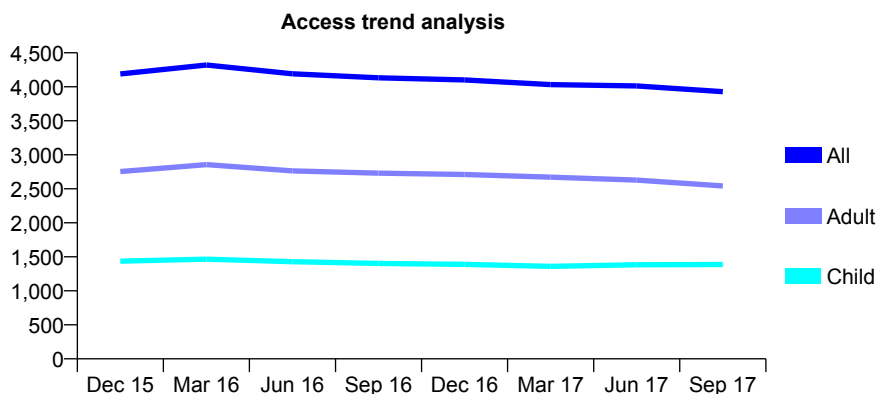
Q67 - Vital Signs At a Glance Contract Report for 638323/0004 - September 2017

Name or company name	MR SS PHOTAY
Contract type name	GDS Contract
Purpose of contract	General
Contract start date	01/04/2006
Contract end date	

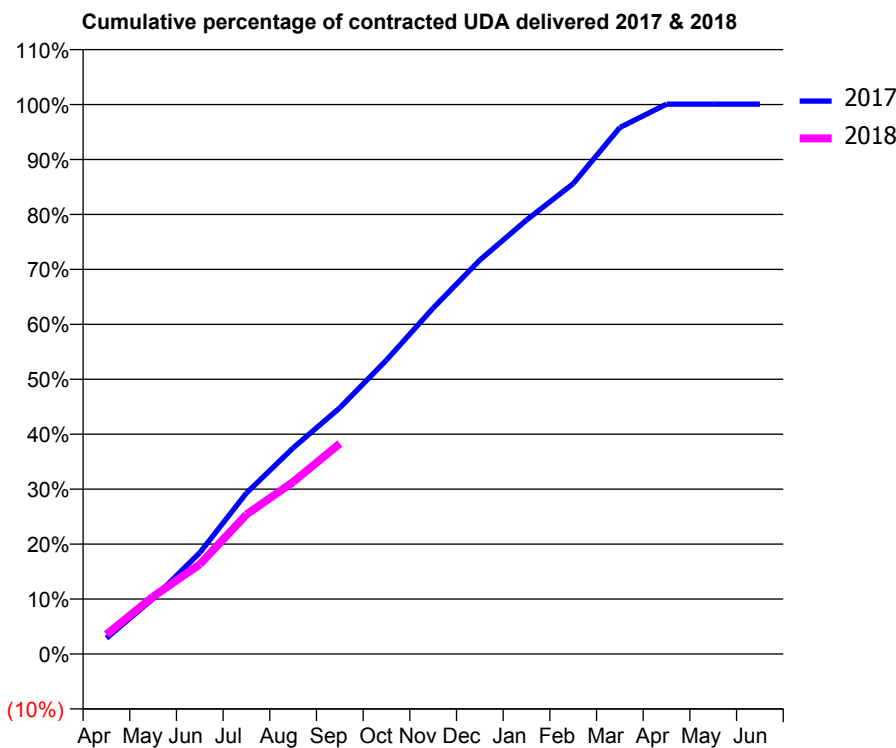
17/18 Contracted general activity (UDA)	10,500
Carry forward general activity (UDA)	-6
17/18 Contracted orthodontic activity (UOA)	0
Carry forward orthodontic activity (UOA)	0
Baseline contract value	£259,655.86

ACCESS*

Patients seen in 24 months	Total	Change since previous quarter
Quarter ending September 2016	4,133	
Quarter ending December 2016	4,100	→
Quarter ending March 2017	4,032	↓
Quarter ending June 2017	4,013	→
Quarter ending September 2017	3,929	↓
Variance since September 2016	(4.9%)	↓



ACTIVITY



Month	Adjusted Scheduled Activity (UDA)	
	2017	2018
April	302	374
May	1,059	1,098
June	1,935	1,715
July	3,076	2,666
August	3,937	3,288
September	4,705	4,023
October	5,617	
November	6,611	
December	7,528	
January	8,292	
February	8,988	
March	10,060	
April	10,506	
May	10,506	
June	10,506	

QUALITY

	Quantity	Base Number	Contract	AT	Region	England
% of FP17s for the same patient ID Re-attending within 3 months - Children	71	962	7.4%	11.4%	11.4%	11.9%
% of FP17s for the same patient ID Re-attending within 3 months - Adults	129	1,356	9.5%	16.4%	15.7%	15.9%
% of FP17s for the same patient ID Re-attending between 3 & 9 months - Children	484	962	50.3%	55.5%	60.6%	58.1%
% of FP17s for the same patient ID Re-attending between 3 & 9 months - Adults	742	1,356	54.7%	48.7%	52.0%	50.6%
% of FP17s for Band 1 Urgent Courses	156	2,115	7.4%	10.7%	9.6%	9.1%
% of FP17s Relating to Free Repair or Replacements	15	2,115	0.7%	0.6%	0.7%	0.8%
% of FP17s Relating to Continuations	14	2,115	0.7%	0.8%	1.0%	1.1%
% of Patients satisfied with the dentistry they have received	4	4	N/A	89.6%	91.6%	91.4%
% of Patients satisfied with the time they had to wait for an appointment	4	4	N/A	87.0%	87.9%	87.7%

* This is based on patients treated on this contract for their most recent course of treatment. Figures in italics indicate the base number of FP17s or Patient Questionnaire responses are less than 100. N/A is shown where the base number of responses is less than 10 during the period. % is calculated as Quantity/Base number*100

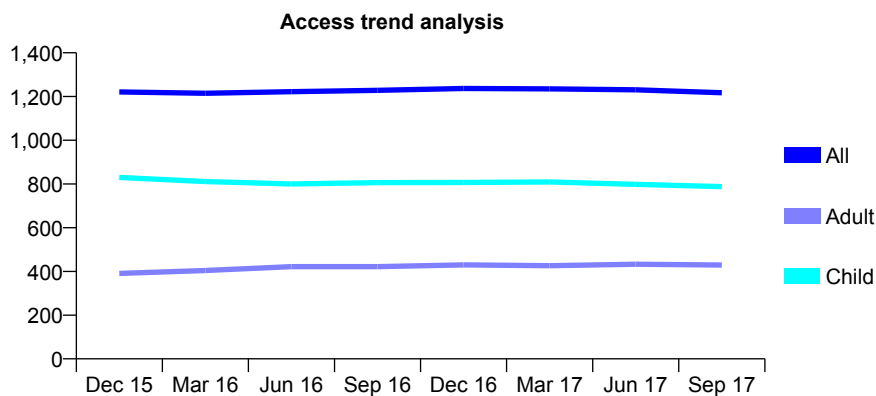
Q67 - Vital Signs At a Glance Contract Report for 639338/0001 - September 2017

Name or company name	MR MR ROBINSON
Contract type name	GDS Contract
Purpose of contract	General
Contract start date	01/04/2006
Contract end date	

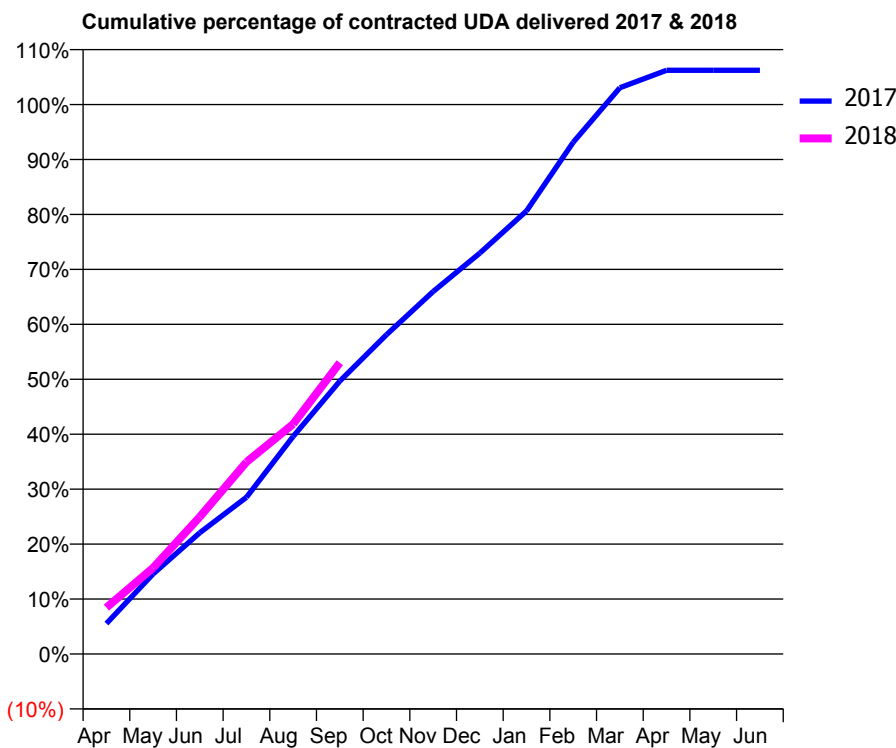
17/18 Contracted general activity (UDA)	2,580
Carry forward general activity (UDA)	-52
17/18 Contracted orthodontic activity (UOA)	0
Carry forward orthodontic activity (UOA)	0
Baseline contract value	£63,801.14

ACCESS*

Patients seen in 24 months	Total	Change since previous quarter
Quarter ending September 2016	1,228	
Quarter ending December 2016	1,237	→
Quarter ending March 2017	1,235	→
Quarter ending June 2017	1,231	→
Quarter ending September 2017	1,217	↓
Variance since September 2016	(0.9%)	→



ACTIVITY



Adjusted Scheduled Activity (UDA)		
Month	2017	2018
April	143	218
May	376	405
June	569	644
July	736	901
August	1,021	1,080
September	1,281	1,368
October	1,499	
November	1,702	
December	1,882	
January	2,080	
February	2,402	
March	2,658	
April	2,741	
May	2,741	
June	2,741	

QUALITY

	Quantity	Base Number	Contract	AT	Region	England
% of FP17s for the same patient ID Re-attending within 3 months - Children	37	613	6.0%	11.4%	11.4%	11.9%
% of FP17s for the same patient ID Re-attending within 3 months - Adults	7	194	3.6%	16.4%	15.7%	15.9%
% of FP17s for the same patient ID Re-attending between 3 & 9 months - Children	452	613	73.7%	55.5%	60.6%	58.1%
% of FP17s for the same patient ID Re-attending between 3 & 9 months - Adults	109	194	56.2%	48.7%	52.0%	50.6%
% of FP17s for Band 1 Urgent Courses	3	748	0.4%	10.7%	9.6%	9.1%
% of FP17s Relating to Free Repair or Replacements	0	748	0.0%	0.6%	0.7%	0.8%
% of FP17s Relating to Continuations	0	748	0.0%	0.8%	1.0%	1.1%
% of Patients satisfied with the dentistry they have received	2	2	N/A	89.6%	91.6%	91.4%
% of Patients satisfied with the time they had to wait for an appointment	2	2	N/A	87.0%	87.9%	87.7%

* This is based on patients treated on this contract for their most recent course of treatment. Figures in italics indicate the base number of FP17s or Patient Questionnaire responses are less than 100. N/A is shown where the base number of responses is less than 10 during the period. % is calculated as Quantity/Base number*100

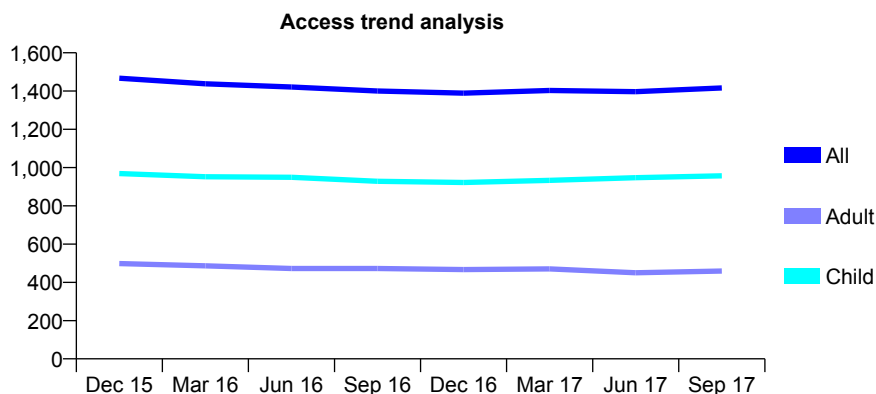
Q67 - Vital Signs At a Glance Contract Report for 651117/0001 - September 2017

Name or company name	MR GS DORMAN
Contract type name	GDS Contract
Purpose of contract	General
Contract start date	01/04/2006
Contract end date	

17/18 Contracted general activity (UDA)	3,807
Carry forward general activity (UDA)	59
17/18 Contracted orthodontic activity (UOA)	0
Carry forward orthodontic activity (UOA)	0
Baseline contract value	£94,143.79

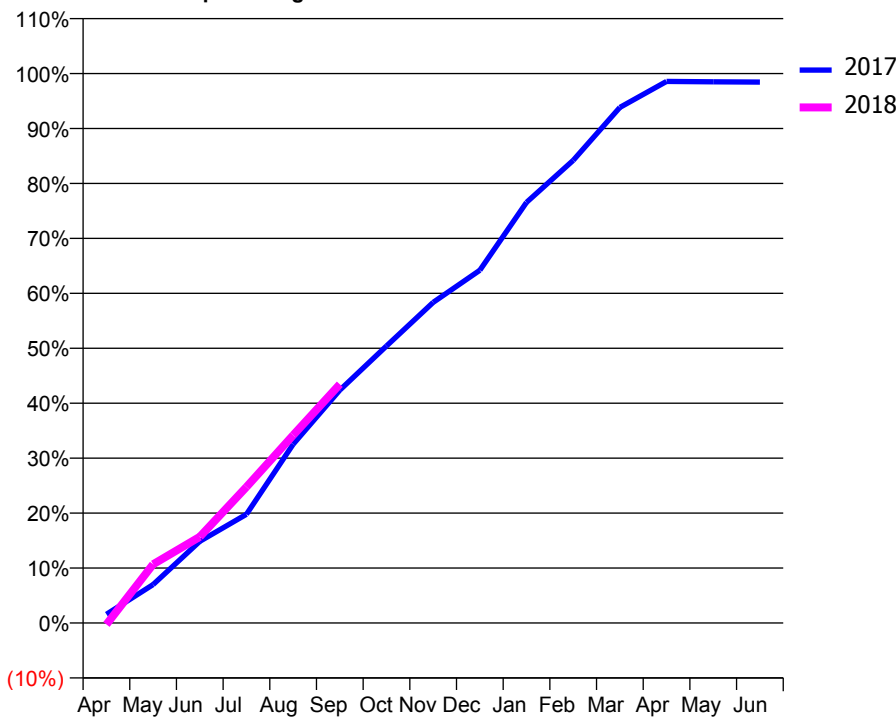
ACCESS*

Patients seen in 24 months	Total	Change since previous quarter
Quarter ending September 2016	1,400	
Quarter ending December 2016	1,389	→
Quarter ending March 2017	1,403	→
Quarter ending June 2017	1,397	→
Quarter ending September 2017	1,416	→
Variance since September 2016	1.1%	→



ACTIVITY

Cumulative percentage of contracted UDA delivered 2017 & 2018



Month	Adjusted Scheduled Activity (UDA)	
	2017	2018
April	61	-11
May	267	407
June	566	597
July	754	943
August	1,238	1,301
September	1,614	1,654
October	1,919	
November	2,221	
December	2,444	
January	2,914	
February	3,205	
March	3,572	
April	3,752	
May	3,749	
June	3,748	

QUALITY

	Quantity	Base Number	Contract	AT	Region	England
% of FP17s for the same patient ID Re-attending within 3 months - Children	99	876	11.3%	11.4%	11.4%	11.9%
% of FP17s for the same patient ID Re-attending within 3 months - Adults	80	285	28.1%	16.4%	15.7%	15.9%
% of FP17s for the same patient ID Re-attending between 3 & 9 months - Children	596	876	68.0%	55.5%	60.6%	58.1%
% of FP17s for the same patient ID Re-attending between 3 & 9 months - Adults	122	285	42.8%	48.7%	52.0%	50.6%
% of FP17s for Band 1 Urgent Courses	47	1,053	4.5%	10.7%	9.6%	9.1%
% of FP17s Relating to Free Repair or Replacements	0	1,053	0.0%	0.6%	0.7%	0.8%
% of FP17s Relating to Continuations	0	1,053	0.0%	0.8%	1.0%	1.1%
% of Patients satisfied with the dentistry they have received	1	1	N/A	89.6%	91.6%	91.4%
% of Patients satisfied with the time they had to wait for an appointment	1	1	N/A	87.0%	87.9%	87.7%

* This is based on patients treated on this contract for their most recent course of treatment. Figures in italics indicate the base number of FP17s or Patient Questionnaire responses are less than 100. N/A is shown where the base number of responses is less than 10 during the period. % is calculated as Quantity/Base number*100

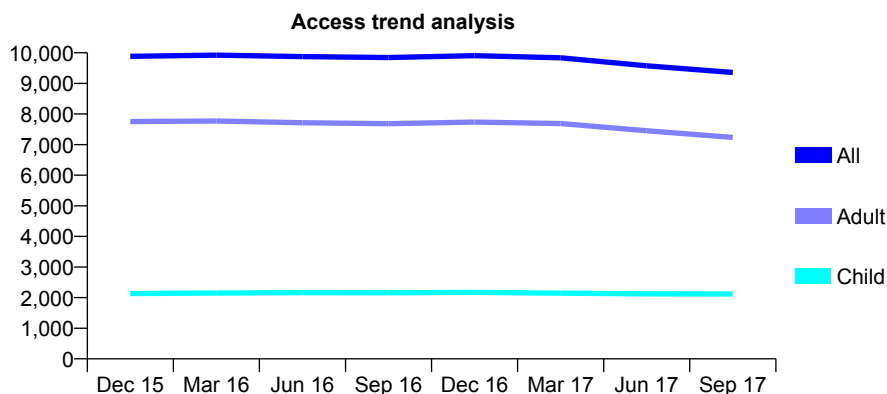
Q67 - Vital Signs At a Glance Contract Report for 653136/0001 - September 2017

Name or company name	MS EJ HARTLE
Contract type name	GDS Contract
Purpose of contract	General
Contract start date	01/04/2006
Contract end date	

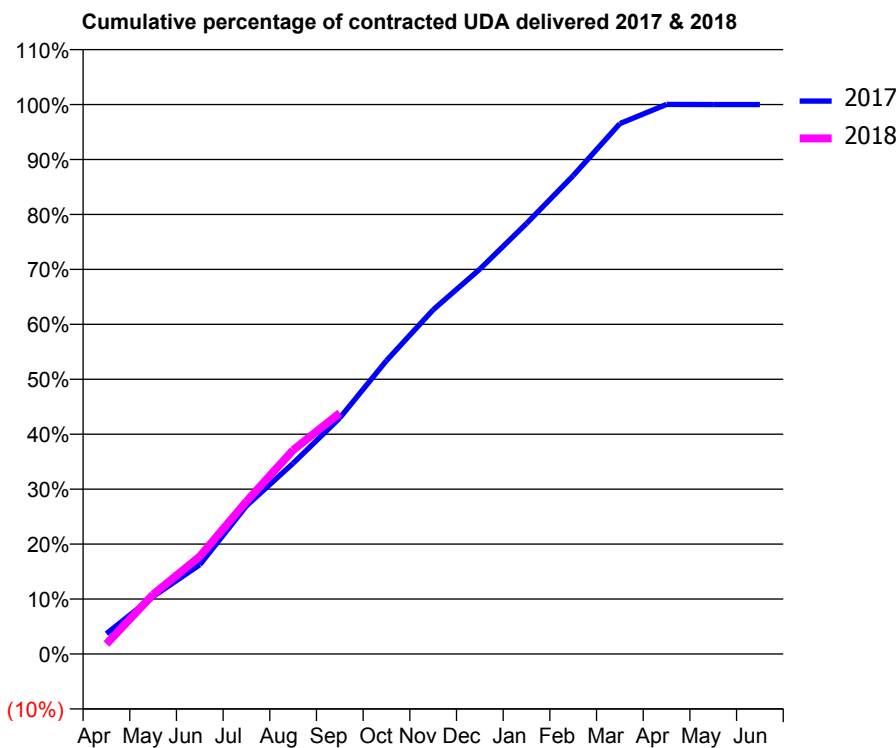
17/18 Contracted general activity (UDA)	25,466
Carry forward general activity (UDA)	0
17/18 Contracted orthodontic activity (UOA)	0
Carry forward orthodontic activity (UOA)	0
Baseline contract value	£629,885.72

ACCESS*

Patients seen in 24 months	Total	Change since previous quarter
Quarter ending September 2016	9,845	
Quarter ending December 2016	9,908	→
Quarter ending March 2017	9,836	→
Quarter ending June 2017	9,576	↓
Quarter ending September 2017	9,358	↓
Variance since September 2016	(4.9%)	↓



ACTIVITY



Month	Adjusted Scheduled Activity (UDA)	
	2017	2018
April	1,008	470
May	2,854	2,760
June	4,422	4,520
July	7,349	7,074
August	9,451	9,455
September	11,703	11,173
October	14,540	
November	17,061	
December	19,077	
January	21,337	
February	23,708	
March	26,288	
April	27,236	
May	27,234	
June	27,234	

QUALITY

	Quantity	Base Number	Contract	AT	Region	England
% of FP17s for the same patient ID Re-attending within 3 months - Children	101	1,464	6.9%	11.4%	11.4%	11.9%
% of FP17s for the same patient ID Re-attending within 3 months - Adults	883	5,005	17.6%	16.4%	15.7%	15.9%
% of FP17s for the same patient ID Re-attending between 3 & 9 months - Children	688	1,464	47.0%	55.5%	60.6%	58.1%
% of FP17s for the same patient ID Re-attending between 3 & 9 months - Adults	2,391	5,005	47.8%	48.7%	52.0%	50.6%
% of FP17s for Band 1 Urgent Courses	829	6,015	13.8%	10.7%	9.6%	9.1%
% of FP17s Relating to Free Repair or Replacements	72	6,015	1.2%	0.6%	0.7%	0.8%
% of FP17s Relating to Continuations	27	6,015	0.4%	0.8%	1.0%	1.1%
% of Patients satisfied with the dentistry they have received	22	23	95.7%	89.6%	91.6%	91.4%
% of Patients satisfied with the time they had to wait for an appointment	20	23	87.0%	87.0%	87.9%	87.7%

* This is based on patients treated on this contract for their most recent course of treatment. Figures in italics indicate the base number of FP17s or Patient Questionnaire responses are less than 100. N/A is shown where the base number of responses is less than 10 during the period. % is calculated as Quantity/Base number*100

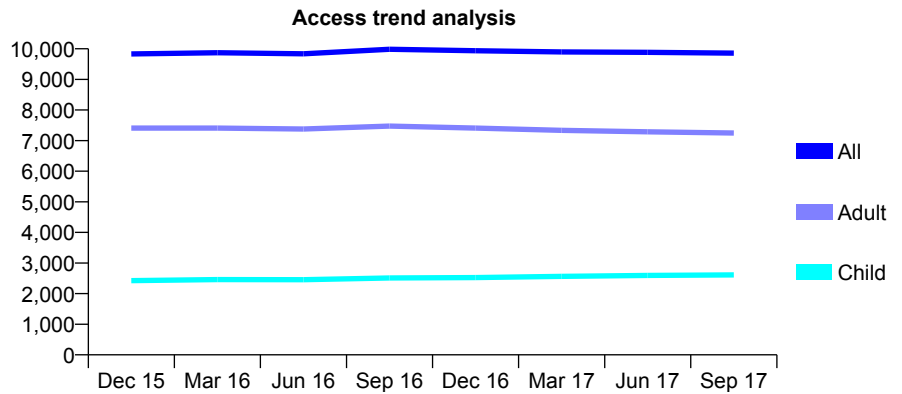
Q67 - Vital Signs At a Glance Contract Report for 653136/0002 - September 2017

Name or company name	MS EJ HARTLE
Contract type name	GDS Contract
Purpose of contract	General
Contract start date	02/11/2009
Contract end date	

17/18 Contracted general activity (UDA)	24,000
Carry forward general activity (UDA)	102
17/18 Contracted orthodontic activity (UOA)	0
Carry forward orthodontic activity (UOA)	0
Baseline contract value	£617,413.00

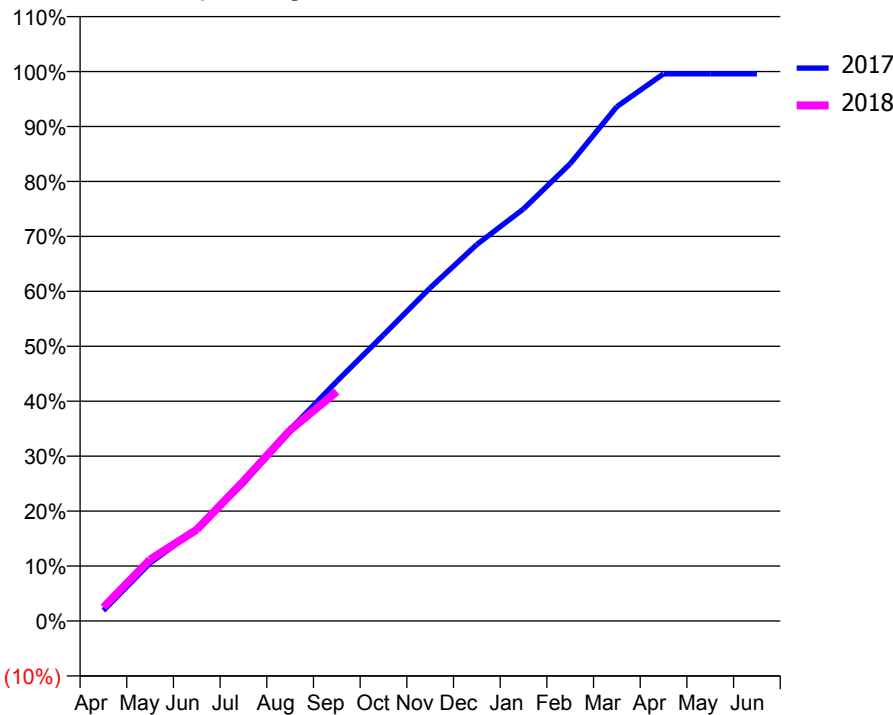
ACCESS*

Patients seen in 24 months	Total	Change since previous quarter
Quarter ending September 2016	9,985	
Quarter ending December 2016	9,935	→
Quarter ending March 2017	9,898	→
Quarter ending June 2017	9,884	→
Quarter ending September 2017	9,858	→
Variance since September 2016	(1.3%)	↓



ACTIVITY

Cumulative percentage of contracted UDA delivered 2017 & 2018



Month	Adjusted Scheduled Activity (UDA)	
	2017	2018
April	456	597
May	2,537	2,687
June	4,013	3,991
July	6,015	6,107
August	8,368	8,338
September	10,468	10,019
October	12,495	
November	14,551	
December	16,443	
January	18,000	
February	19,976	
March	22,467	
April	23,898	
May	23,897	
June	23,897	

QUALITY

	Quantity	Base Number	Contract	AT	Region	England
% of FP17s for the same patient ID Re-attending within 3 months - Children	109	1,609	6.8%	11.4%	11.4%	11.9%
% of FP17s for the same patient ID Re-attending within 3 months - Adults	571	3,982	14.3%	16.4%	15.7%	15.9%
% of FP17s for the same patient ID Re-attending between 3 & 9 months - Children	670	1,609	41.6%	55.5%	60.6%	58.1%
% of FP17s for the same patient ID Re-attending between 3 & 9 months - Adults	1,272	3,982	31.9%	48.7%	52.0%	50.6%
% of FP17s for Band 1 Urgent Courses	623	5,045	12.3%	10.7%	9.6%	9.1%
% of FP17s Relating to Free Repair or Replacements	41	5,045	0.8%	0.6%	0.7%	0.8%
% of FP17s Relating to Continuations	30	5,045	0.6%	0.8%	1.0%	1.1%
% of Patients satisfied with the dentistry they have received	19	22	86.4%	89.6%	91.6%	91.4%
% of Patients satisfied with the time they had to wait for an appointment	21	22	95.5%	87.0%	87.9%	87.7%

* This is based on patients treated on this contract for their most recent course of treatment. Figures in italics indicate the base number of FP17s or Patient Questionnaire responses are less than 100. N/A is shown where the base number of responses is less than 10 during the period. % is calculated as Quantity/Base number*100

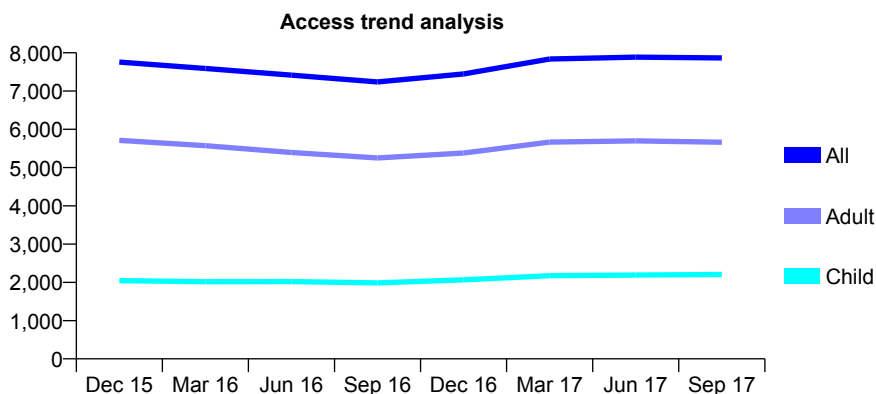
Q67 - Vital Signs At a Glance Contract Report for 653136/0003 - September 2017

Name or company name	MS EJ HARTLE
Contract type name	GDS Contract
Purpose of contract	General
Contract start date	01/01/2010
Contract end date	

17/18 Contracted general activity (UDA)	18,000
Carry forward general activity (UDA)	0
17/18 Contracted orthodontic activity (UOA)	0
Carry forward orthodontic activity (UOA)	0
Baseline contract value	£444,191.53

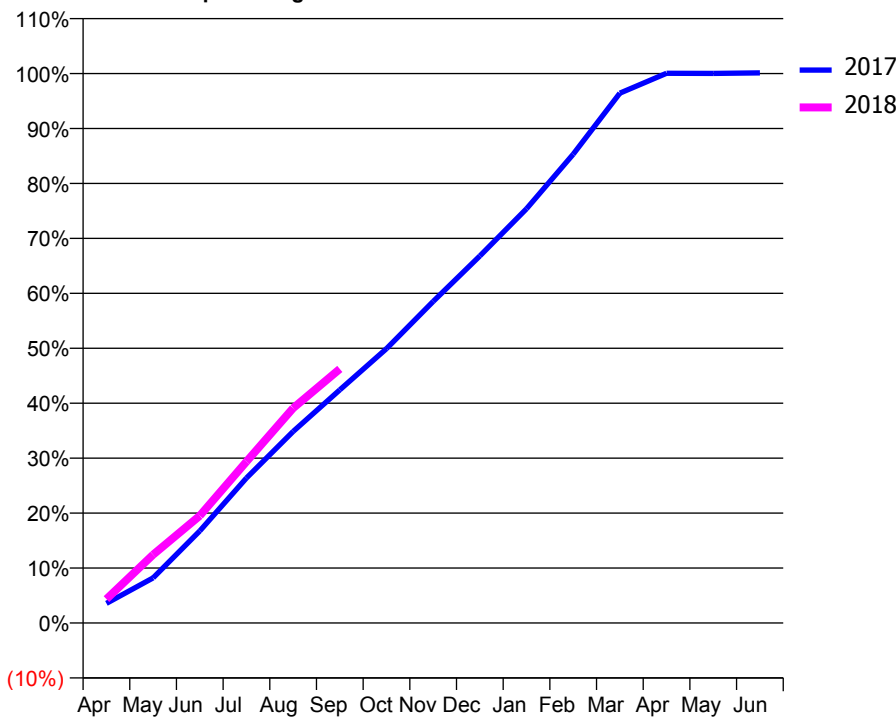
ACCESS*

Patients seen in 24 months	Total	Change since previous quarter
Quarter ending September 2016	7,238	
Quarter ending December 2016	7,448	↑
Quarter ending March 2017	7,838	↑
Quarter ending June 2017	7,887	→
Quarter ending September 2017	7,866	→
Variance since September 2016	8.7%	↑



ACTIVITY

Cumulative percentage of contracted UDA delivered 2017 & 2018



Month	Adjusted Scheduled Activity (UDA)	
	2017	2018
April	693	786
May	1,587	2,240
June	3,234	3,516
July	5,096	5,289
August	6,734	7,040
September	8,194	8,321
October	9,641	
November	11,302	
December	12,900	
January	14,559	
February	16,477	
March	18,623	
April	19,320	
May	19,314	
June	19,336	

QUALITY

	Quantity	Base Number	Contract	AT	Region	England
% of FP17s for the same patient ID Re-attending within 3 months - Children	100	1,622	6.2%	11.4%	11.4%	11.9%
% of FP17s for the same patient ID Re-attending within 3 months - Adults	491	3,634	13.5%	16.4%	15.7%	15.9%
% of FP17s for the same patient ID Re-attending between 3 & 9 months - Children	930	1,622	57.3%	55.5%	60.6%	58.1%
% of FP17s for the same patient ID Re-attending between 3 & 9 months - Adults	1,660	3,634	45.7%	48.7%	52.0%	50.6%
% of FP17s for Band 1 Urgent Courses	538	4,865	11.1%	10.7%	9.6%	9.1%
% of FP17s Relating to Free Repair or Replacements	32	4,865	0.7%	0.6%	0.7%	0.8%
% of FP17s Relating to Continuations	11	4,865	0.2%	0.8%	1.0%	1.1%
% of Patients satisfied with the dentistry they have received	14	15	93.3%	89.6%	91.6%	91.4%
% of Patients satisfied with the time they had to wait for an appointment	15	15	100.0%	87.0%	87.9%	87.7%

* This is based on patients treated on this contract for their most recent course of treatment. Figures in italics indicate the base number of FP17s or Patient Questionnaire responses are less than 100. N/A is shown where the base number of responses is less than 10 during the period. % is calculated as Quantity/Base number*100

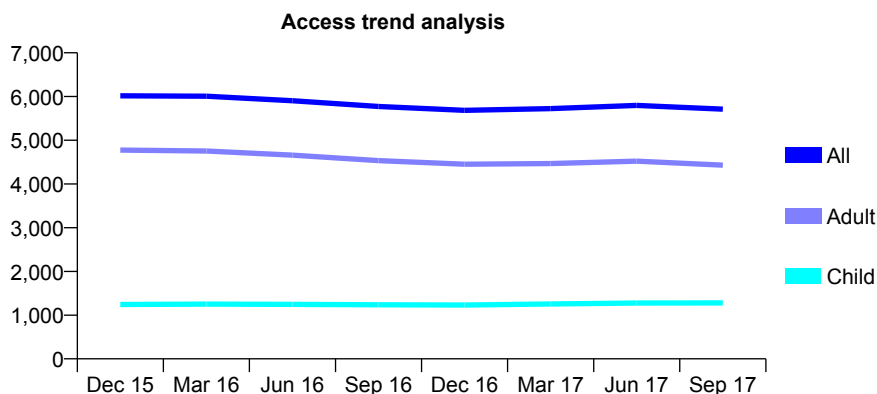
Q67 - Vital Signs At a Glance Contract Report for 653136/0005 - September 2017

Name or company name	MS EJ HARTLE
Contract type name	GDS Contract
Purpose of contract	General
Contract start date	15/11/2010
Contract end date	

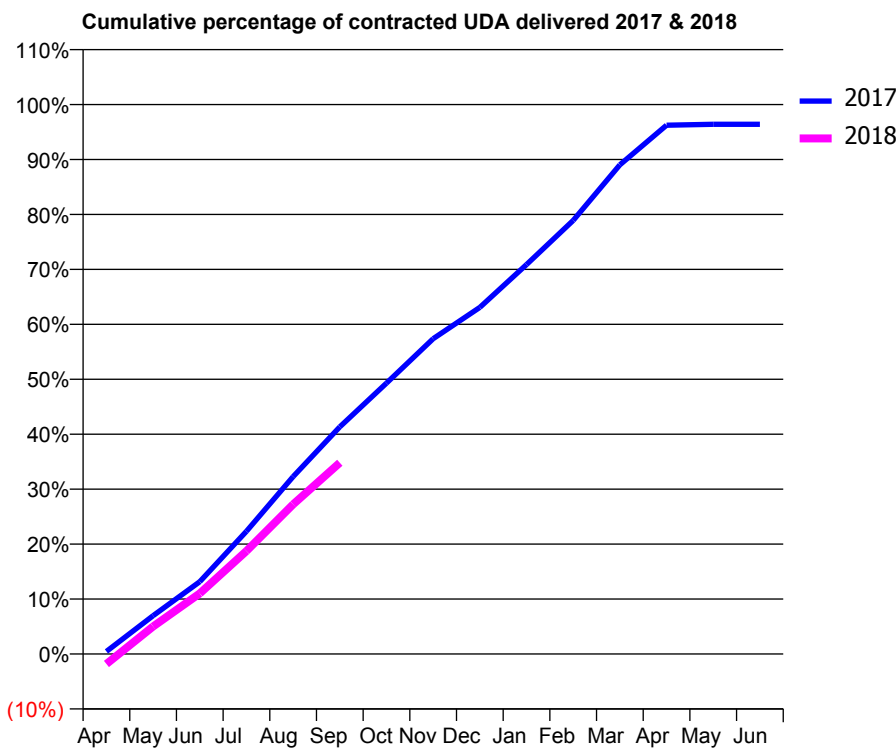
17/18 Contracted general activity (UDA)	16,000
Carry forward general activity (UDA)	576
17/18 Contracted orthodontic activity (UOA)	0
Carry forward orthodontic activity (UOA)	0
Baseline contract value	£408,710.01

ACCESS*

Patients seen in 24 months	Total	Change since previous quarter
Quarter ending September 2016	5,771	
Quarter ending December 2016	5,683	↓
Quarter ending March 2017	5,723	→
Quarter ending June 2017	5,796	→
Quarter ending September 2017	5,710	↓
Variance since September 2016	(1.1%)	↓



ACTIVITY



Month	Adjusted Scheduled Activity (UDA)	
	2017	2018
April	75	-291
May	1,117	803
June	2,108	1,765
July	3,576	2,998
August	5,165	4,357
September	6,612	5,570
October	7,889	
November	9,182	
December	10,092	
January	11,341	
February	12,623	
March	14,244	
April	15,398	
May	15,422	
June	15,423	

QUALITY

	Quantity	Base Number	Contract	AT	Region	England
% of FP17s for the same patient ID Re-attending within 3 months - Children	39	789	4.9%	11.4%	11.4%	11.9%
% of FP17s for the same patient ID Re-attending within 3 months - Adults	335	2,891	11.6%	16.4%	15.7%	15.9%
% of FP17s for the same patient ID Re-attending between 3 & 9 months - Children	332	789	42.1%	55.5%	60.6%	58.1%
% of FP17s for the same patient ID Re-attending between 3 & 9 months - Adults	1,108	2,891	38.3%	48.7%	52.0%	50.6%
% of FP17s for Band 1 Urgent Courses	524	3,295	15.9%	10.7%	9.6%	9.1%
% of FP17s Relating to Free Repair or Replacements	29	3,295	0.9%	0.6%	0.7%	0.8%
% of FP17s Relating to Continuations	5	3,295	0.2%	0.8%	1.0%	1.1%
% of Patients satisfied with the dentistry they have received	13	15	86.7%	89.6%	91.6%	91.4%
% of Patients satisfied with the time they had to wait for an appointment	14	15	93.3%	87.0%	87.9%	87.7%

* This is based on patients treated on this contract for their most recent course of treatment. Figures in italics indicate the base number of FP17s or Patient Questionnaire responses are less than 100. N/A is shown where the base number of responses is less than 10 during the period. % is calculated as Quantity/Base number*100

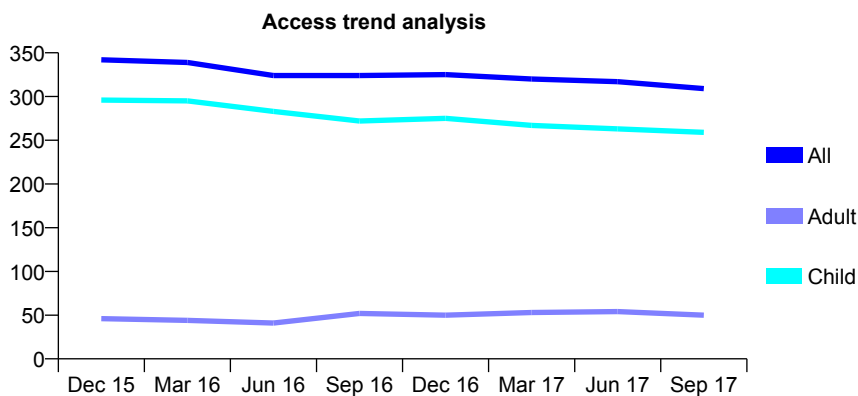
Q67 - Vital Signs At a Glance Contract Report for 661635/0001 - September 2017

Name or company name	MR S SHARMA
Contract type name	GDS Contract
Purpose of contract	General
Contract start date	01/04/2006
Contract end date	

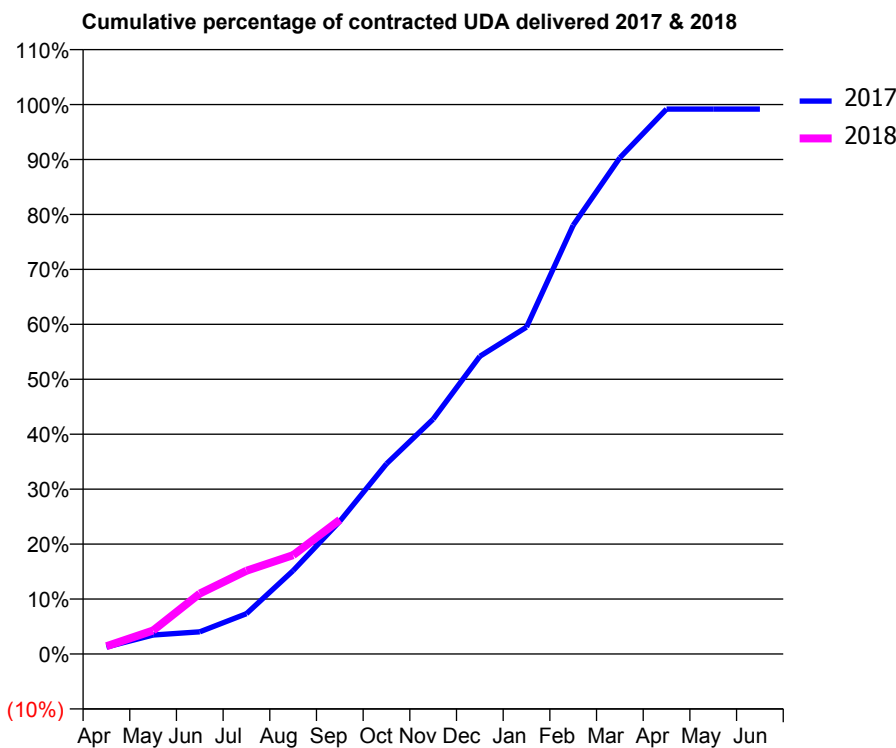
17/18 Contracted general activity (UDA)	701
Carry forward general activity (UDA)	5
17/18 Contracted orthodontic activity (UOA)	0
Carry forward orthodontic activity (UOA)	0
Baseline contract value	£17,335.12

ACCESS*

Patients seen in 24 months	Total	Change since previous quarter
Quarter ending September 2016	324	
Quarter ending December 2016	325	→
Quarter ending March 2017	320	↓
Quarter ending June 2017	317	→
Quarter ending September 2017	309	↓
Variance since September 2016	(4.6%)	↓



ACTIVITY



Month	Adjusted Scheduled Activity (UDA)	
	2017	2018
April	9	10
May	24	30
June	28	77
July	51	106
August	106	126
September	169	171
October	243	
November	300	
December	380	
January	417	
February	547	
March	633	
April	695	
May	695	
June	695	

QUALITY

	Quantity	Base Number	Contract	AT	Region	England
% of FP17s for the same patient ID Re-attending within 3 months - Children	12	153	7.8%	11.4%	11.4%	11.9%
% of FP17s for the same patient ID Re-attending within 3 months - Adults	0	13	0.0%	16.4%	15.7%	15.9%
% of FP17s for the same patient ID Re-attending between 3 & 9 months - Children	93	153	60.8%	55.5%	60.6%	58.1%
% of FP17s for the same patient ID Re-attending between 3 & 9 months - Adults	11	13	84.6%	48.7%	52.0%	50.6%
% of FP17s for Band 1 Urgent Courses	1	146	0.7%	10.7%	9.6%	9.1%
% of FP17s Relating to Free Repair or Replacements	0	146	0.0%	0.6%	0.7%	0.8%
% of FP17s Relating to Continuations	0	146	0.0%	0.8%	1.0%	1.1%
% of Patients satisfied with the dentistry they have received	0	0	N/A	89.6%	91.6%	91.4%
% of Patients satisfied with the time they had to wait for an appointment	0	0	N/A	87.0%	87.9%	87.7%

* This is based on patients treated on this contract for their most recent course of treatment. Figures in italics indicate the base number of FP17s or Patient Questionnaire responses are less than 100. N/A is shown where the base number of responses is less than 10 during the period. % is calculated as Quantity/Base number*100

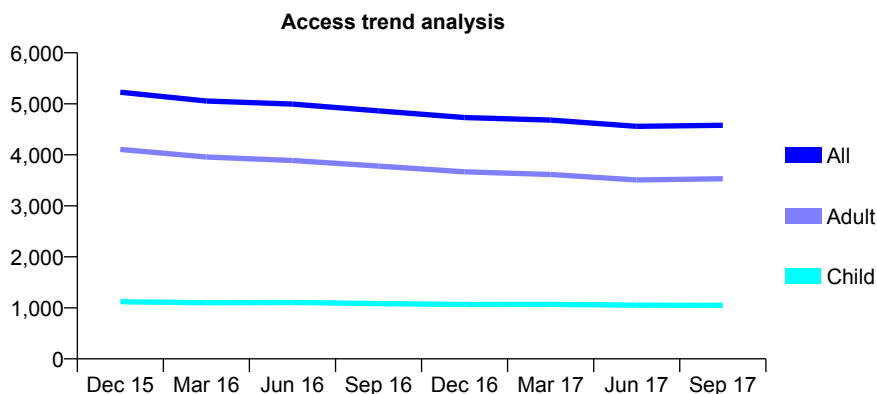
Q67 - Vital Signs At a Glance Contract Report for 664197/0001 - September 2017

Name or company name	MR D RYAN
Contract type name	GDS Contract
Purpose of contract	General
Contract start date	01/04/2006
Contract end date	

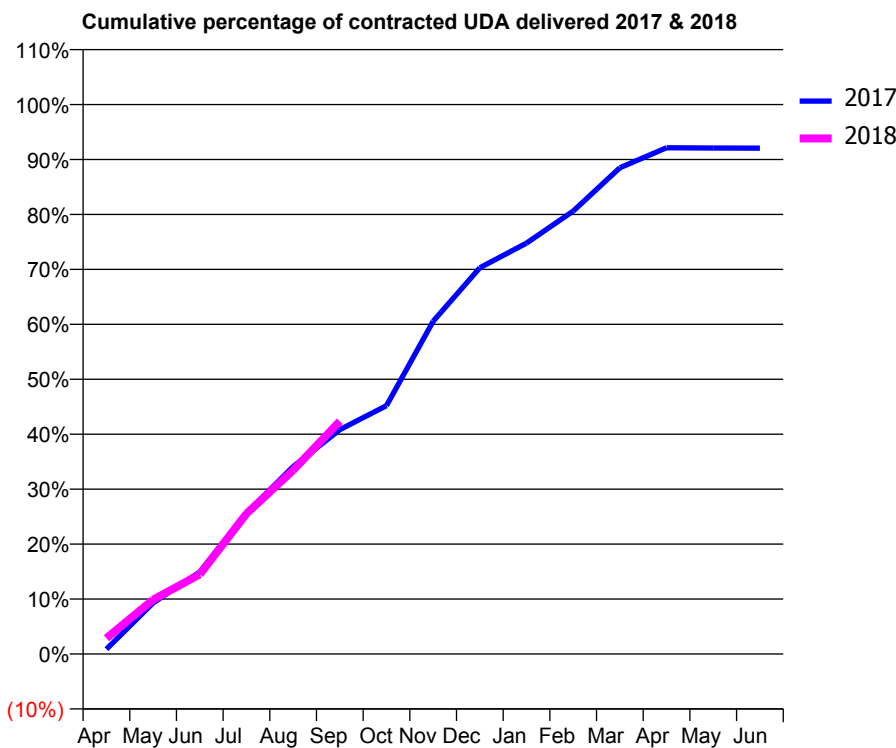
17/18 Contracted general activity (UDA)	14,200
Carry forward general activity (UDA)	0
17/18 Contracted orthodontic activity (UOA)	0
Carry forward orthodontic activity (UOA)	0
Baseline contract value	£354,994.50

ACCESS*

Patients seen in 24 months	Total	Change since previous quarter
Quarter ending September 2016	4,862	
Quarter ending December 2016	4,731	↓
Quarter ending March 2017	4,682	↓
Quarter ending June 2017	4,559	↓
Quarter ending September 2017	4,580	→
Variance since September 2016	(5.8%)	↓



ACTIVITY



Month	Adjusted Scheduled Activity (UDA)	
	2017	2018
April	126	407
May	1,322	1,405
June	2,120	2,059
July	3,644	3,626
August	4,843	4,750
September	5,797	6,015
October	6,419	
November	8,598	
December	9,983	
January	10,620	
February	11,447	
March	12,565	
April	13,082	
May	13,076	
June	13,073	

QUALITY

	Quantity	Base Number	Contract	AT	Region	England
% of FP17s for the same patient ID Re-attending within 3 months - Children	46	717	6.4%	11.4%	11.4%	11.9%
% of FP17s for the same patient ID Re-attending within 3 months - Adults	322	2,281	14.1%	16.4%	15.7%	15.9%
% of FP17s for the same patient ID Re-attending between 3 & 9 months - Children	295	717	41.1%	55.5%	60.6%	58.1%
% of FP17s for the same patient ID Re-attending between 3 & 9 months - Adults	923	2,281	40.5%	48.7%	52.0%	50.6%
% of FP17s for Band 1 Urgent Courses	522	2,778	18.8%	10.7%	9.6%	9.1%
% of FP17s Relating to Free Repair or Replacements	10	2,778	0.4%	0.6%	0.7%	0.8%
% of FP17s Relating to Continuations	0	2,778	0.0%	0.8%	1.0%	1.1%
% of Patients satisfied with the dentistry they have received	11	11	100.0%	89.6%	91.6%	91.4%
% of Patients satisfied with the time they had to wait for an appointment	11	11	100.0%	87.0%	87.9%	87.7%

* This is based on patients treated on this contract for their most recent course of treatment. Figures in italics indicate the base number of FP17s or Patient Questionnaire responses are less than 100. N/A is shown where the base number of responses is less than 10 during the period. % is calculated as Quantity/Base number*100

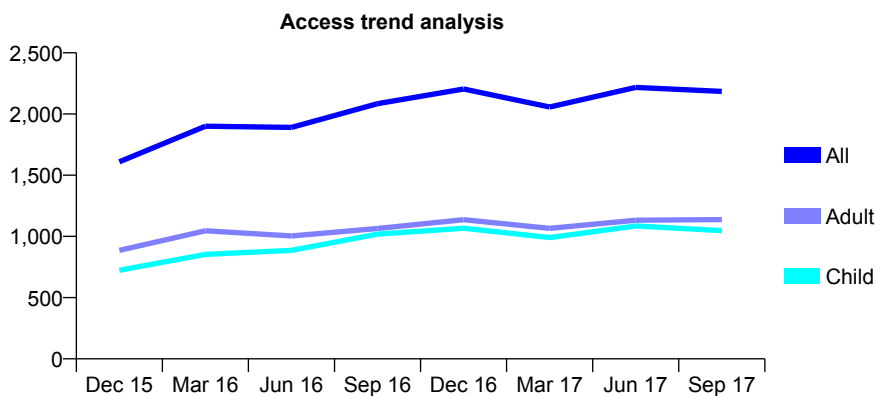
Q67 - Vital Signs At a Glance Contract Report for 664197/0005 - September 2017

Name or company name	MR D RYAN
Contract type name	PDS Contract
Purpose of contract	General
Contract start date	01/04/2007
Contract end date	31/03/2026

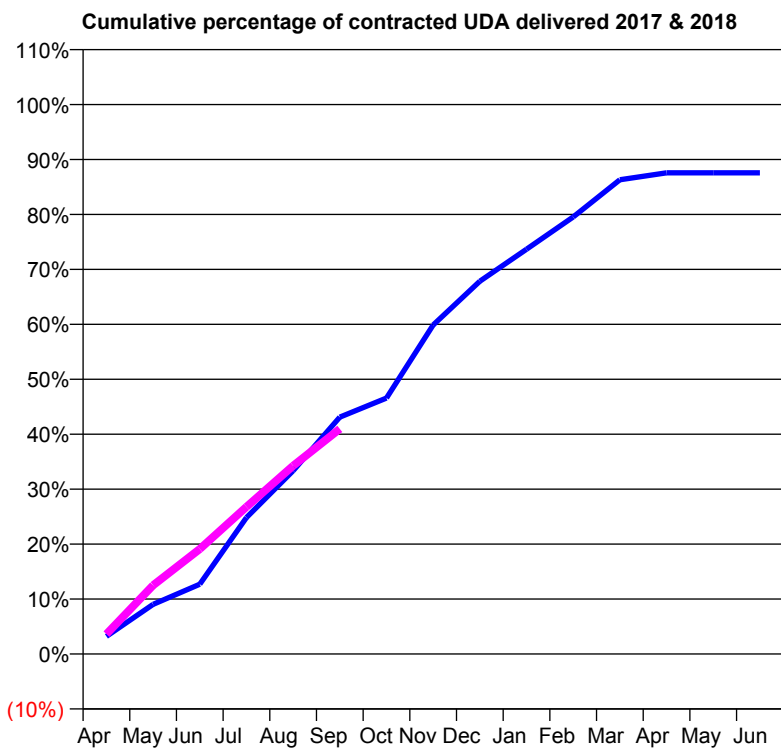
17/18 Contracted general activity (UDA)	7,262
Carry forward general activity (UDA)	0
17/18 Contracted orthodontic activity (UOA)	0
Carry forward orthodontic activity (UOA)	0
Baseline contract value	£369,403.80

ACCESS*

Patients seen in 24 months	Total	Change since previous quarter
Quarter ending September 2016	2,084	
Quarter ending December 2016	2,204	↑
Quarter ending March 2017	2,057	↓
Quarter ending June 2017	2,217	↑
Quarter ending September 2017	2,185	↓
Variance since September 2016	4.8%	↑



ACTIVITY



Adjusted Scheduled Activity (UDA)		
Month	2017	2018
April	234	264
May	656	908
June	923	1,388
July	1,804	1,944
August	2,422	2,487
September	3,130	2,975
October	3,382	
November	4,349	
December	4,926	
January	5,350	
February	5,775	
March	6,267	
April	6,360	
May	6,360	
June	6,360	

QUALITY

	Quantity	Base Number	Contract	AT	Region	England
% of FP17s for the same patient ID Re-attending within 3 months - Children	6	548	1.1%	11.4%	11.4%	11.9%
% of FP17s for the same patient ID Re-attending within 3 months - Adults	6	479	1.3%	16.4%	15.7%	15.9%
% of FP17s for the same patient ID Re-attending between 3 & 9 months - Children	3	548	0.5%	55.5%	60.6%	58.1%
% of FP17s for the same patient ID Re-attending between 3 & 9 months - Adults	4	479	0.8%	48.7%	52.0%	50.6%
% of FP17s for Band 1 Urgent Courses	1	996	0.1%	10.7%	9.6%	9.1%
% of FP17s Relating to Free Repair or Replacements	2	996	0.2%	0.6%	0.7%	0.8%
% of FP17s Relating to Continuations	2	996	0.2%	0.8%	1.0%	1.1%
% of Patients satisfied with the dentistry they have received	0	0	N/A	89.6%	91.6%	91.4%
% of Patients satisfied with the time they had to wait for an appointment	0	0	N/A	87.0%	87.9%	87.7%

* This is based on patients treated on this contract for their most recent course of treatment. Figures in italics indicate the base number of FP17s or Patient Questionnaire responses are less than 100. N/A is shown where the base number of responses is less than 10 during the period. % is calculated as Quantity/Base number*100

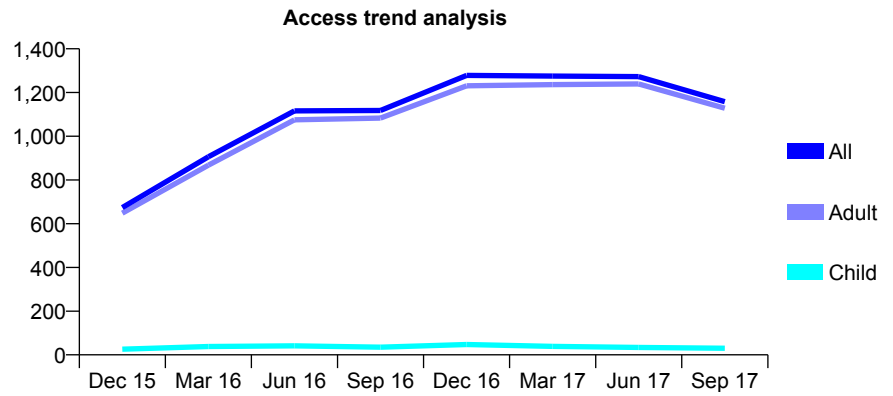
Q67 - Vital Signs At a Glance Contract Report for 664197/0008 - September 2017

Name or company name	MR D RYAN
Contract type name	PDS Contract
Purpose of contract	General
Contract start date	01/04/2011
Contract end date	31/03/2026

17/18 Contracted general activity (UDA)	1,397
Carry forward general activity (UDA)	0
17/18 Contracted orthodontic activity (UOA)	0
Carry forward orthodontic activity (UOA)	0
Baseline contract value	£42,841.40

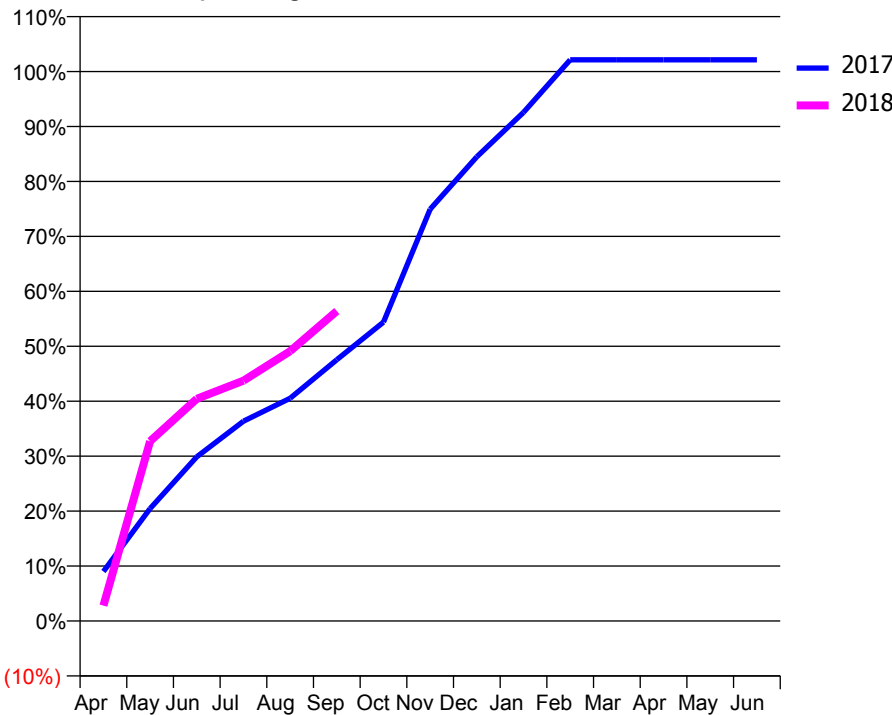
ACCESS*

Patients seen in 24 months	Total	Change since previous quarter
Quarter ending September 2016	1,118	
Quarter ending December 2016	1,278	↑
Quarter ending March 2017	1,275	→
Quarter ending June 2017	1,273	→
Quarter ending September 2017	1,158	↓
Variance since September 2016	3.6%	↑



ACTIVITY

Cumulative percentage of contracted UDA delivered 2017 & 2018



Month	Adjusted Scheduled Activity (UDA)	
	2017	2018
April	332	39
May	753	457
June	1,100	565
July	1,338	611
August	1,492	686
September	1,750	788
October	2,002	
November	2,758	
December	3,109	
January	3,406	
February	3,758	
March	3,758	
April	3,758	
May	3,758	
June	3,758	

QUALITY

	Quantity	Base Number	Contract	AT	Region	England
% of FP17s for the same patient ID Re-attending within 3 months - Children	0	6	0.0%	11.4%	11.4%	11.9%
% of FP17s for the same patient ID Re-attending within 3 months - Adults	0	258	0.0%	16.4%	15.7%	15.9%
% of FP17s for the same patient ID Re-attending between 3 & 9 months - Children	0	6	0.0%	55.5%	60.6%	58.1%
% of FP17s for the same patient ID Re-attending between 3 & 9 months - Adults	2	258	0.8%	48.7%	52.0%	50.6%
% of FP17s for Band 1 Urgent Courses	0	264	0.0%	10.7%	9.6%	9.1%
% of FP17s Relating to Free Repair or Replacements	0	264	0.0%	0.6%	0.7%	0.8%
% of FP17s Relating to Continuations	0	264	0.0%	0.8%	1.0%	1.1%
% of Patients satisfied with the dentistry they have received	0	0	N/A	89.6%	91.6%	91.4%
% of Patients satisfied with the time they had to wait for an appointment	0	0	N/A	87.0%	87.9%	87.7%

* This is based on patients treated on this contract for their most recent course of treatment. Figures in italics indicate the base number of FP17s or Patient Questionnaire responses are less than 100. N/A is shown where the base number of responses is less than 10 during the period. % is calculated as Quantity/Base number*100

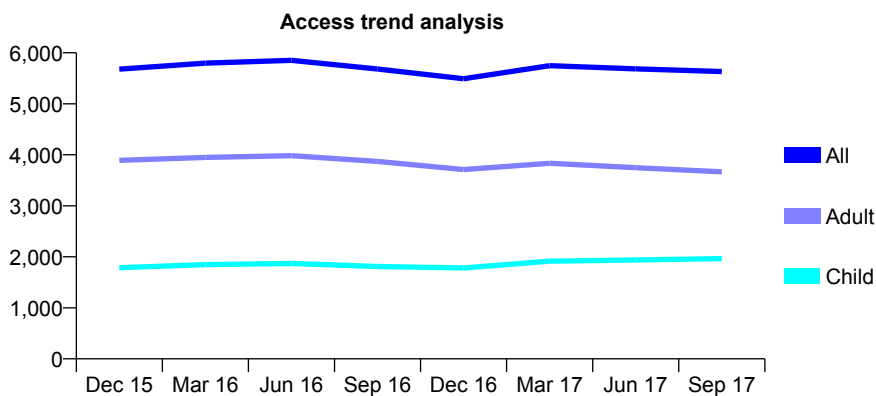
Q67 - Vital Signs At a Glance Contract Report for 678481/0001 - September 2017

Name or company name	MR R TRIVEDI
Contract type name	GDS Contract
Purpose of contract	General
Contract start date	01/04/2006
Contract end date	

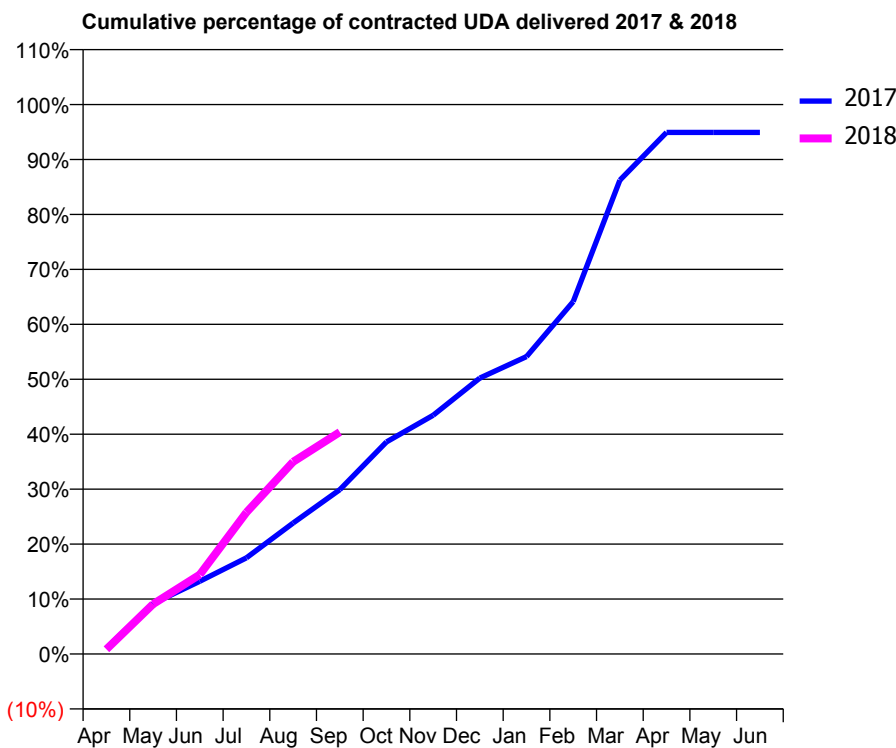
17/18 Contracted general activity (UDA)	15,541
Carry forward general activity (UDA)	0
17/18 Contracted orthodontic activity (UOA)	0
Carry forward orthodontic activity (UOA)	0
Baseline contract value	£405,695.57

ACCESS*

Patients seen in 24 months	Total	Change since previous quarter
Quarter ending September 2016	5,682	
Quarter ending December 2016	5,492	↓
Quarter ending March 2017	5,749	↑
Quarter ending June 2017	5,685	↓
Quarter ending September 2017	5,633	→
Variance since September 2016	(0.9%)	→



ACTIVITY



Month	Adjusted Scheduled Activity (UDA)	
	2017	2018
April	166	134
May	1,427	1,412
June	2,059	2,245
July	2,720	4,007
August	3,705	5,435
September	4,650	6,277
October	5,998	
November	6,751	
December	7,803	
January	8,414	
February	9,967	
March	13,400	
April	14,750	
May	14,752	
June	14,752	

QUALITY

	Quantity	Base Number	Contract	AT	Region	England
% of FP17s for the same patient ID Re-attending within 3 months - Children	95	1,098	8.7%	11.4%	11.4%	11.9%
% of FP17s for the same patient ID Re-attending within 3 months - Adults	424	2,033	20.9%	16.4%	15.7%	15.9%
% of FP17s for the same patient ID Re-attending between 3 & 9 months - Children	488	1,098	44.4%	55.5%	60.6%	58.1%
% of FP17s for the same patient ID Re-attending between 3 & 9 months - Adults	727	2,033	35.8%	48.7%	52.0%	50.6%
% of FP17s for Band 1 Urgent Courses	425	2,579	16.5%	10.7%	9.6%	9.1%
% of FP17s Relating to Free Repair or Replacements	1	2,579	0.0%	0.6%	0.7%	0.8%
% of FP17s Relating to Continuations	61	2,579	2.4%	0.8%	1.0%	1.1%
% of Patients satisfied with the dentistry they have received	22	24	91.7%	89.6%	91.6%	91.4%
% of Patients satisfied with the time they had to wait for an appointment	18	24	75.0%	87.0%	87.9%	87.7%

* This is based on patients treated on this contract for their most recent course of treatment. Figures in italics indicate the base number of FP17s or Patient Questionnaire responses are less than 100. N/A is shown where the base number of responses is less than 10 during the period. % is calculated as Quantity/Base number*100

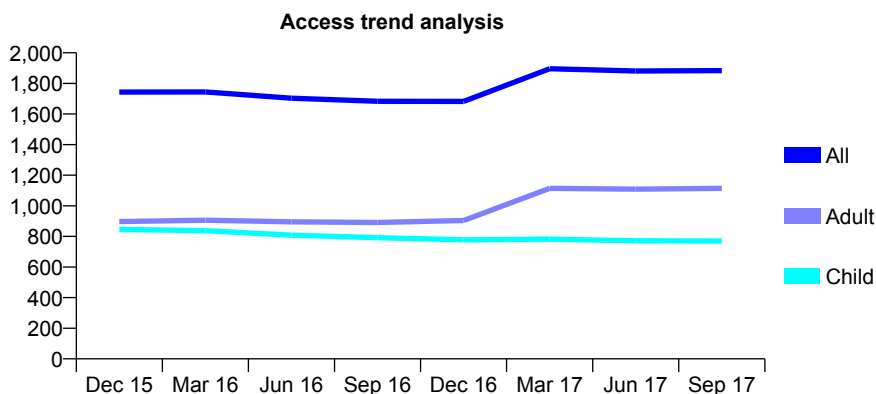
Q67 - Vital Signs At a Glance Contract Report for 687421/0001 - September 2017

Name or company name	MR VM MOODALEY
Contract type name	GDS Contract
Purpose of contract	General
Contract start date	09/05/2011
Contract end date	

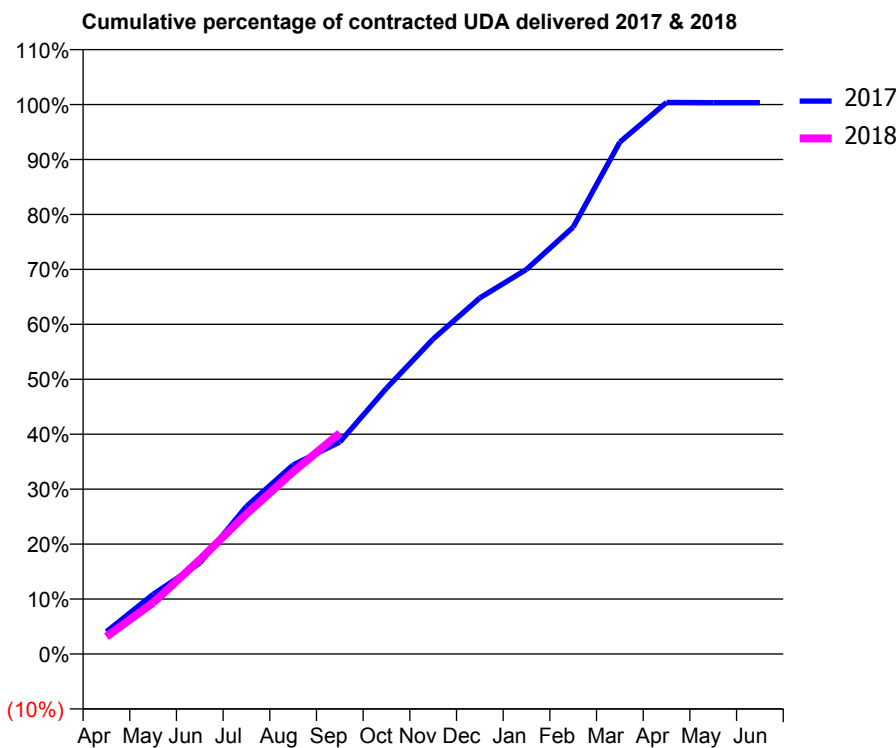
17/18 Contracted general activity (UDA)	5,770
Carry forward general activity (UDA)	-20
17/18 Contracted orthodontic activity (UOA)	0
Carry forward orthodontic activity (UOA)	0
Baseline contract value	£129,697.00

ACCESS*

Patients seen in 24 months	Total	Change since previous quarter
Quarter ending September 2016	1,683	
Quarter ending December 2016	1,682	→
Quarter ending March 2017	1,896	↑
Quarter ending June 2017	1,881	→
Quarter ending September 2017	1,884	→
Variance since September 2016	11.9%	↑



ACTIVITY



Adjusted Scheduled Activity (UDA)		
Month	2017	2018
April	235	183
May	626	538
June	955	991
July	1,551	1,471
August	1,987	1,914
September	2,226	2,320
October	2,791	
November	3,308	
December	3,739	
January	4,039	
February	4,483	
March	5,376	
April	5,791	
May	5,789	
June	5,789	

QUALITY

	Quantity	Base Number	Contract	AT	Region	England
% of FP17s for the same patient ID Re-attending within 3 months - Children	29	590	4.9%	11.4%	11.4%	11.9%
% of FP17s for the same patient ID Re-attending within 3 months - Adults	86	685	12.6%	16.4%	15.7%	15.9%
% of FP17s for the same patient ID Re-attending between 3 & 9 months - Children	413	590	70.0%	55.5%	60.6%	58.1%
% of FP17s for the same patient ID Re-attending between 3 & 9 months - Adults	386	685	56.4%	48.7%	52.0%	50.6%
% of FP17s for Band 1 Urgent Courses	38	1,161	3.3%	10.7%	9.6%	9.1%
% of FP17s Relating to Free Repair or Replacements	0	1,161	0.0%	0.6%	0.7%	0.8%
% of FP17s Relating to Continuations	0	1,161	0.0%	0.8%	1.0%	1.1%
% of Patients satisfied with the dentistry they have received	5	5	N/A	89.6%	91.6%	91.4%
% of Patients satisfied with the time they had to wait for an appointment	5	5	N/A	87.0%	87.9%	87.7%

* This is based on patients treated on this contract for their most recent course of treatment. Figures in italics indicate the base number of FP17s or Patient Questionnaire responses are less than 100. N/A is shown where the base number of responses is less than 10 during the period. % is calculated as Quantity/Base number*100

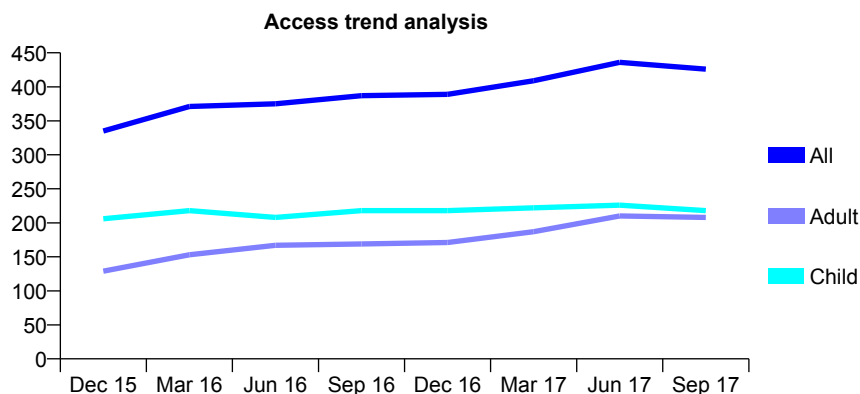
Q67 - Vital Signs At a Glance Contract Report for 719439/0001 - September 2017

Name or company name	MR JR PATEL
Contract type name	GDS Contract
Purpose of contract	General
Contract start date	01/04/2014
Contract end date	

17/18 Contracted general activity (UDA)	1,000
Carry forward general activity (UDA)	-20
17/18 Contracted orthodontic activity (UOA)	0
Carry forward orthodontic activity (UOA)	0
Baseline contract value	£24,729.11

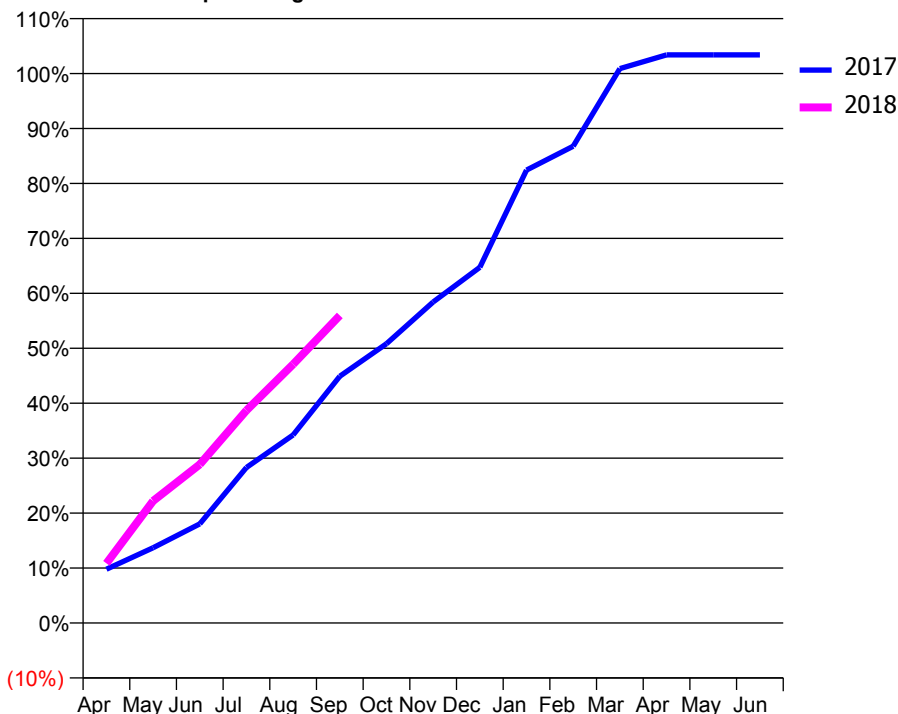
ACCESS*

Patients seen in 24 months	Total	Change since previous quarter
Quarter ending September 2016	387	
Quarter ending December 2016	389	→
Quarter ending March 2017	409	↑
Quarter ending June 2017	436	↑
Quarter ending September 2017	426	↓
Variance since September 2016	10.1%	↑



ACTIVITY

Cumulative percentage of contracted UDA delivered 2017 & 2018



Month	Adjusted Scheduled Activity (UDA)	
	2017	2018
April	98	109
May	137	222
June	180	289
July	283	387
August	342	471
September	449	560
October	508	
November	584	
December	647	
January	824	
February	868	
March	1,009	
April	1,034	
May	1,034	
June	1,034	

QUALITY

	Quantity	Base Number	Contract	AT	Region	England
% of FP17s for the same patient ID Re-attending within 3 months - Children	26	230	11.3%	11.4%	11.4%	11.9%
% of FP17s for the same patient ID Re-attending within 3 months - Adults	14	132	10.6%	16.4%	15.7%	15.9%
% of FP17s for the same patient ID Re-attending between 3 & 9 months - Children	159	230	69.1%	55.5%	60.6%	58.1%
% of FP17s for the same patient ID Re-attending between 3 & 9 months - Adults	56	132	42.4%	48.7%	52.0%	50.6%
% of FP17s for Band 1 Urgent Courses	24	344	7.0%	10.7%	9.6%	9.1%
% of FP17s Relating to Free Repair or Replacements	0	344	0.0%	0.6%	0.7%	0.8%
% of FP17s Relating to Continuations	0	344	0.0%	0.8%	1.0%	1.1%
% of Patients satisfied with the dentistry they have received	1	1	N/A	89.6%	91.6%	91.4%
% of Patients satisfied with the time they had to wait for an appointment	1	1	N/A	87.0%	87.9%	87.7%

* This is based on patients treated on this contract for their most recent course of treatment. Figures in italics indicate the base number of FP17s or Patient Questionnaire responses are less than 100. N/A is shown where the base number of responses is less than 10 during the period. % is calculated as Quantity/Base number*100

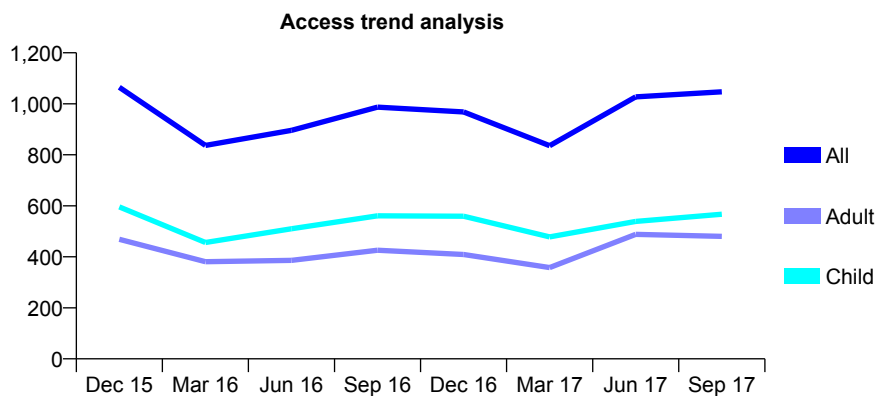
Q67 - Vital Signs At a Glance Contract Report for 732214/0001 - September 2017

Name or company name	MR RH KING
Contract type name	GDS Contract
Purpose of contract	General
Contract start date	01/04/2006
Contract end date	

17/18 Contracted general activity (UDA)	2,399
Carry forward general activity (UDA)	36
17/18 Contracted orthodontic activity (UOA)	0
Carry forward orthodontic activity (UOA)	0
Baseline contract value	£78,052.48

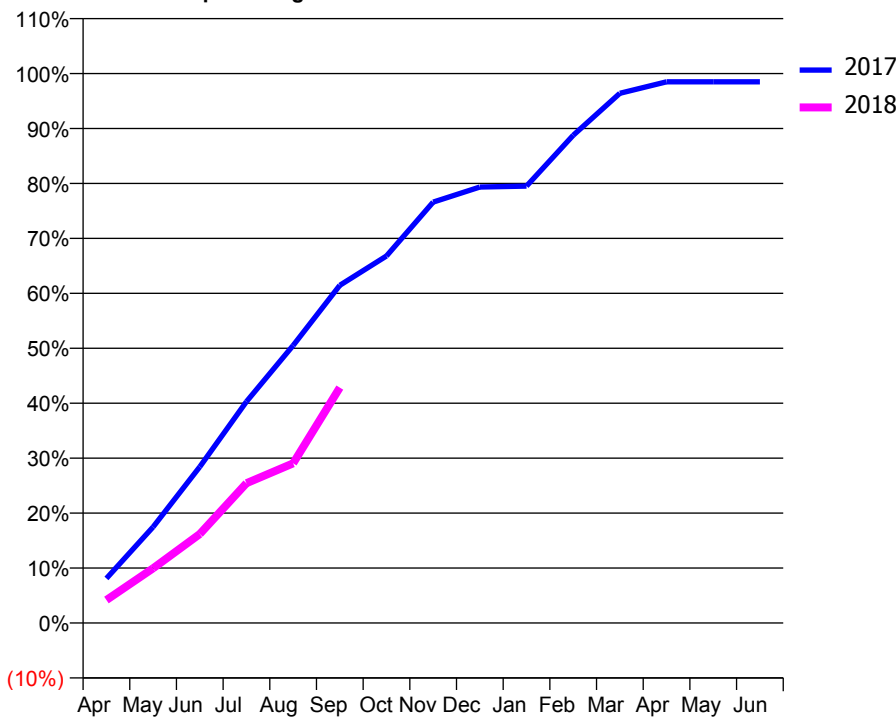
ACCESS*

Patients seen in 24 months	Total	Change since previous quarter
Quarter ending September 2016	987	
Quarter ending December 2016	968	↓
Quarter ending March 2017	836	↓
Quarter ending June 2017	1,027	↑
Quarter ending September 2017	1,047	→
Variance since September 2016	6.1%	↑



ACTIVITY

Cumulative percentage of contracted UDA delivered 2017 & 2018



Month	Adjusted Scheduled Activity (UDA)	
	2017	2018
April	195	100
May	419	239
June	682	389
July	967	610
August	1,212	697
September	1,475	1,028
October	1,602	
November	1,838	
December	1,903	
January	1,907	
February	2,129	
March	2,312	
April	2,363	
May	2,363	
June	2,363	

QUALITY

	Quantity	Base Number	Contract	AT	Region	England
% of FP17s for the same patient ID Re-attending within 3 months - Children	19	427	4.4%	11.4%	11.4%	11.9%
% of FP17s for the same patient ID Re-attending within 3 months - Adults	43	372	11.6%	16.4%	15.7%	15.9%
% of FP17s for the same patient ID Re-attending between 3 & 9 months - Children	114	427	26.7%	55.5%	60.6%	58.1%
% of FP17s for the same patient ID Re-attending between 3 & 9 months - Adults	48	372	12.9%	48.7%	52.0%	50.6%
% of FP17s for Band 1 Urgent Courses	43	508	8.5%	10.7%	9.6%	9.1%
% of FP17s Relating to Free Repair or Replacements	1	508	0.2%	0.6%	0.7%	0.8%
% of FP17s Relating to Continuations	10	508	2.0%	0.8%	1.0%	1.1%
% of Patients satisfied with the dentistry they have received	1	1	N/A	89.6%	91.6%	91.4%
% of Patients satisfied with the time they had to wait for an appointment	1	1	N/A	87.0%	87.9%	87.7%

* This is based on patients treated on this contract for their most recent course of treatment. Figures in italics indicate the base number of FP17s or Patient Questionnaire responses are less than 100. N/A is shown where the base number of responses is less than 10 during the period. % is calculated as Quantity/Base number*100

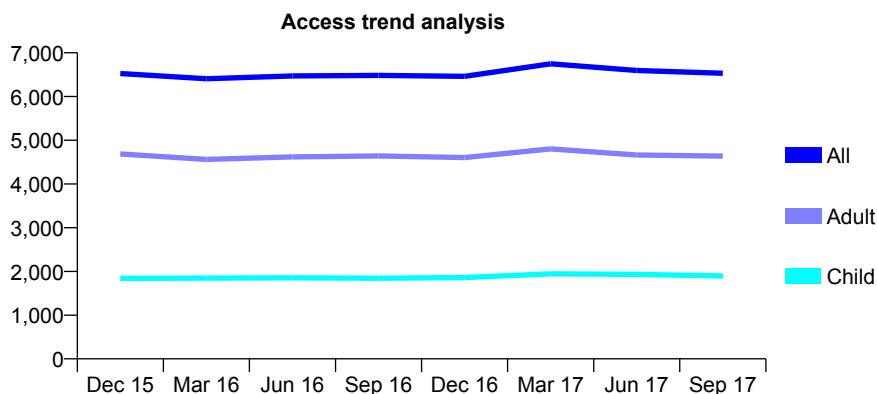
Q67 - Vital Signs At a Glance Contract Report for 736643/0001 - September 2017

Name or company name	MR RM BROWNE
Contract type name	GDS Contract
Purpose of contract	General
Contract start date	01/04/2006
Contract end date	

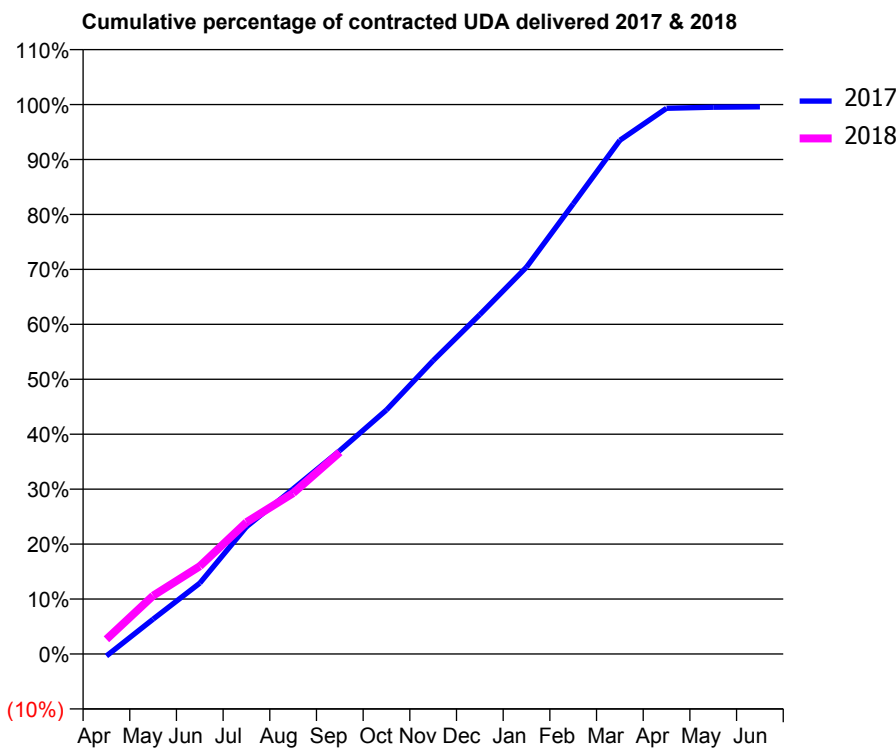
17/18 Contracted general activity (UDA)	16,666
Carry forward general activity (UDA)	71
17/18 Contracted orthodontic activity (UOA)	0
Carry forward orthodontic activity (UOA)	0
Baseline contract value	£393,086.97

ACCESS*

Patients seen in 24 months	Total	Change since previous quarter
Quarter ending September 2016	6,483	
Quarter ending December 2016	6,463	→
Quarter ending March 2017	6,747	↑
Quarter ending June 2017	6,596	↓
Quarter ending September 2017	6,533	→
Variance since September 2016	0.8%	→



ACTIVITY



Month	Adjusted Scheduled Activity (UDA)	
	2017	2018
April	-64	449
May	1,059	1,770
June	2,148	2,663
July	3,861	3,997
August	5,009	4,878
September	6,168	6,123
October	7,402	
November	8,899	
December	10,294	
January	11,735	
February	13,652	
March	15,583	
April	16,551	
May	16,583	
June	16,595	

QUALITY

	Quantity	Base Number	Contract	AT	Region	England
% of FP17s for the same patient ID Re-attending within 3 months - Children	64	1,069	6.0%	11.4%	11.4%	11.9%
% of FP17s for the same patient ID Re-attending within 3 months - Adults	488	2,684	18.2%	16.4%	15.7%	15.9%
% of FP17s for the same patient ID Re-attending between 3 & 9 months - Children	561	1,069	52.5%	55.5%	60.6%	58.1%
% of FP17s for the same patient ID Re-attending between 3 & 9 months - Adults	1,271	2,684	47.4%	48.7%	52.0%	50.6%
% of FP17s for Band 1 Urgent Courses	583	3,320	17.6%	10.7%	9.6%	9.1%
% of FP17s Relating to Free Repair or Replacements	22	3,320	0.7%	0.6%	0.7%	0.8%
% of FP17s Relating to Continuations	5	3,320	0.2%	0.8%	1.0%	1.1%
% of Patients satisfied with the dentistry they have received	10	11	90.9%	89.6%	91.6%	91.4%
% of Patients satisfied with the time they had to wait for an appointment	11	11	100.0%	87.0%	87.9%	87.7%

* This is based on patients treated on this contract for their most recent course of treatment. Figures in italics indicate the base number of FP17s or Patient Questionnaire responses are less than 100. N/A is shown where the base number of responses is less than 10 during the period. % is calculated as Quantity/Base number*100

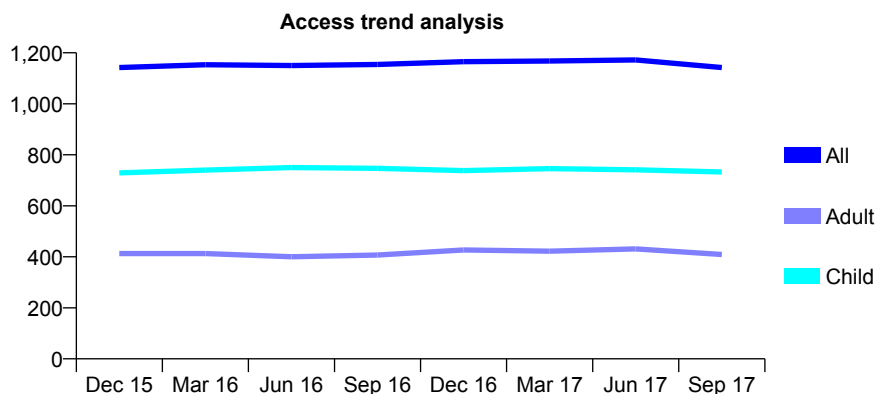
Q67 - Vital Signs At a Glance Contract Report for 740160/0002 - September 2017

Name or company name	MISS HS ABEL
Contract type name	GDS Contract
Purpose of contract	General
Contract start date	01/05/2006
Contract end date	

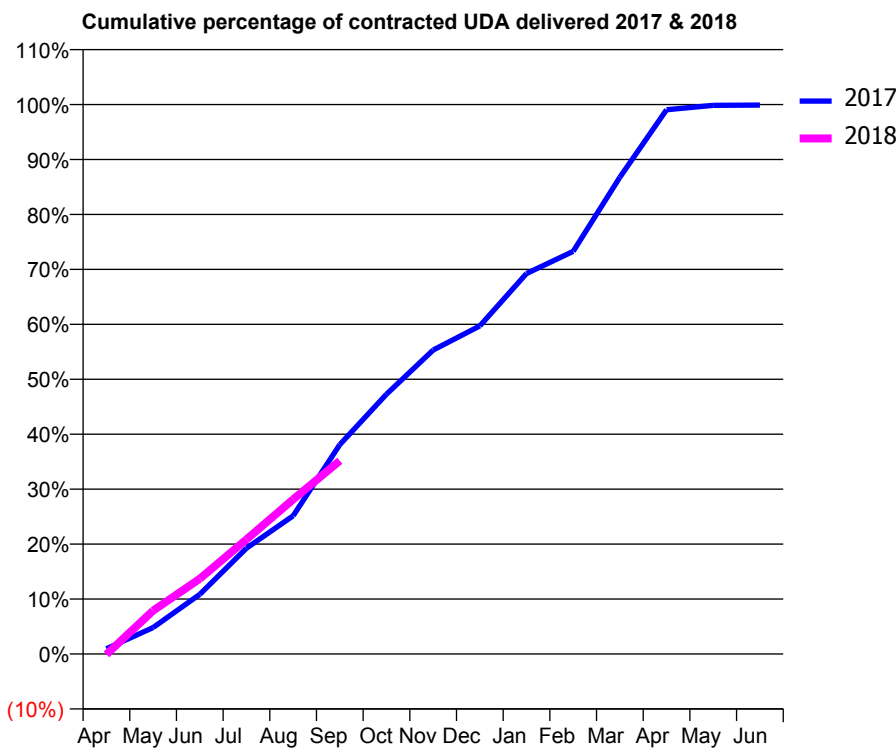
17/18 Contracted general activity (UDA)	2,394
Carry forward general activity (UDA)	2
17/18 Contracted orthodontic activity (UOA)	0
Carry forward orthodontic activity (UOA)	0
Baseline contract value	£59,852.68

ACCESS*

Patients seen in 24 months	Total	Change since previous quarter
Quarter ending September 2016	1,154	
Quarter ending December 2016	1,165	→
Quarter ending March 2017	1,168	→
Quarter ending June 2017	1,172	→
Quarter ending September 2017	1,142	↓
Variance since September 2016	(1.0%)	↓



ACTIVITY



Adjusted Scheduled Activity (UDA)		
Month	2017	2018
April	23	-2
May	115	189
June	260	328
July	461	499
August	602	674
September	912	842
October	1,132	
November	1,324	
December	1,430	
January	1,658	
February	1,754	
March	2,077	
April	2,371	
May	2,390	
June	2,391	

QUALITY

	Quantity	Base Number	Contract	AT	Region	England
% of FP17s for the same patient ID Re-attending within 3 months - Children	27	480	5.6%	11.4%	11.4%	11.9%
% of FP17s for the same patient ID Re-attending within 3 months - Adults	19	178	10.7%	16.4%	15.7%	15.9%
% of FP17s for the same patient ID Re-attending between 3 & 9 months - Children	253	480	52.7%	55.5%	60.6%	58.1%
% of FP17s for the same patient ID Re-attending between 3 & 9 months - Adults	69	178	38.8%	48.7%	52.0%	50.6%
% of FP17s for Band 1 Urgent Courses	11	542	2.0%	10.7%	9.6%	9.1%
% of FP17s Relating to Free Repair or Replacements	0	542	0.0%	0.6%	0.7%	0.8%
% of FP17s Relating to Continuations	0	542	0.0%	0.8%	1.0%	1.1%
% of Patients satisfied with the dentistry they have received	2	2	N/A	89.6%	91.6%	91.4%
% of Patients satisfied with the time they had to wait for an appointment	2	2	N/A	87.0%	87.9%	87.7%

* This is based on patients treated on this contract for their most recent course of treatment. Figures in italics indicate the base number of FP17s or Patient Questionnaire responses are less than 100. N/A is shown where the base number of responses is less than 10 during the period. % is calculated as Quantity/Base number*100

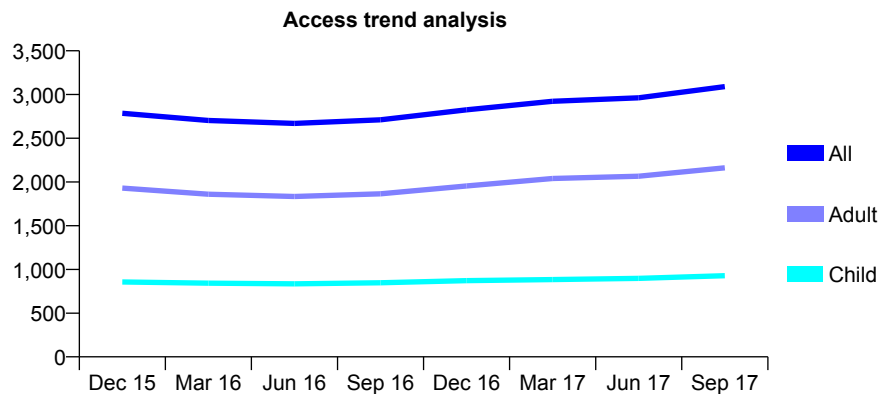
Q67 - Vital Signs At a Glance Contract Report for 741299/0001 - September 2017

Name or company name	MISS DH QUIGLEY
Contract type name	GDS Contract
Purpose of contract	General
Contract start date	01/04/2006
Contract end date	

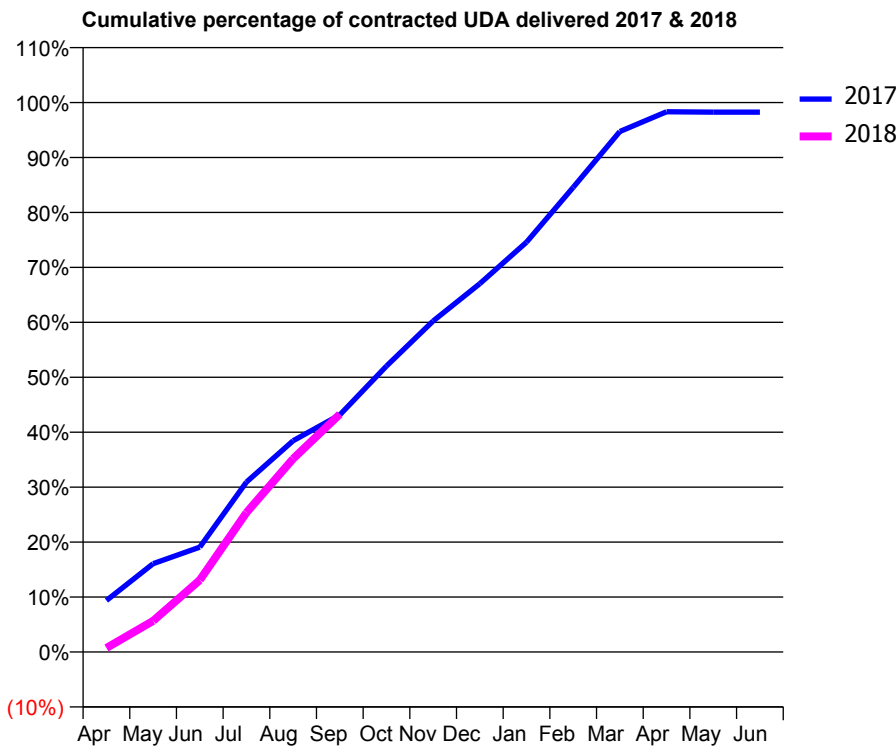
17/18 Contracted general activity (UDA)	8,032
Carry forward general activity (UDA)	140
17/18 Contracted orthodontic activity (UOA)	0
Carry forward orthodontic activity (UOA)	0
Baseline contract value	£198,624.38

ACCESS*

Patients seen in 24 months	Total	Change since previous quarter
Quarter ending September 2016	2,711	
Quarter ending December 2016	2,825	↑
Quarter ending March 2017	2,923	↑
Quarter ending June 2017	2,963	→
Quarter ending September 2017	3,090	↑
Variance since September 2016	14.0%	↑



ACTIVITY



Month	Adjusted Scheduled Activity (UDA)	
	2017	2018
April	753	60
May	1,291	455
June	1,533	1,052
July	2,485	2,038
August	3,089	2,826
September	3,467	3,476
October	4,179	
November	4,838	
December	5,384	
January	5,991	
February	6,792	
March	7,609	
April	7,896	
May	7,891	
June	7,891	

QUALITY

	Quantity	Base Number	Contract	AT	Region	England
% of FP17s for the same patient ID Re-attending within 3 months - Children	55	640	8.6%	11.4%	11.4%	11.9%
% of FP17s for the same patient ID Re-attending within 3 months - Adults	208	1,428	14.6%	16.4%	15.7%	15.9%
% of FP17s for the same patient ID Re-attending between 3 & 9 months - Children	322	640	50.3%	55.5%	60.6%	58.1%
% of FP17s for the same patient ID Re-attending between 3 & 9 months - Adults	639	1,428	44.7%	48.7%	52.0%	50.6%
% of FP17s for Band 1 Urgent Courses	142	1,926	7.4%	10.7%	9.6%	9.1%
% of FP17s Relating to Free Repair or Replacements	5	1,926	0.3%	0.6%	0.7%	0.8%
% of FP17s Relating to Continuations	42	1,926	2.2%	0.8%	1.0%	1.1%
% of Patients satisfied with the dentistry they have received	6	8	N/A	89.6%	91.6%	91.4%
% of Patients satisfied with the time they had to wait for an appointment	8	8	N/A	87.0%	87.9%	87.7%

* This is based on patients treated on this contract for their most recent course of treatment. Figures in italics indicate the base number of FP17s or Patient Questionnaire responses are less than 100. N/A is shown where the base number of responses is less than 10 during the period. % is calculated as Quantity/Base number*100

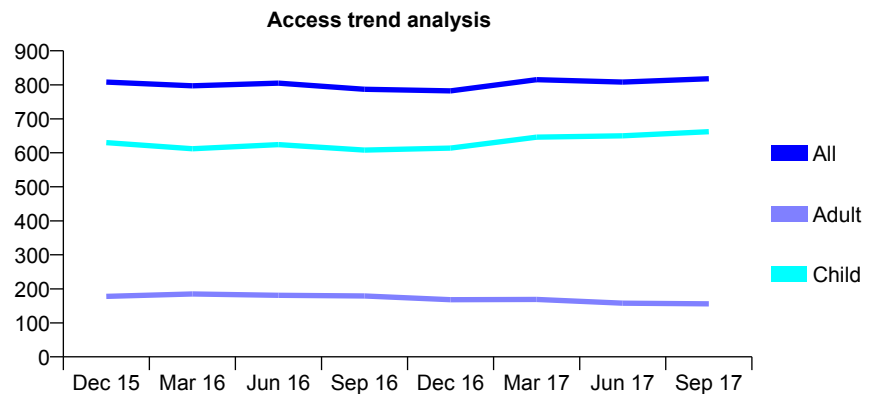
Q67 - Vital Signs At a Glance Contract Report for 741442/0001 - September 2017

Name or company name	MR IC SMALL
Contract type name	GDS Contract
Purpose of contract	General
Contract start date	01/04/2006
Contract end date	

17/18 Contracted general activity (UDA)	1,444
Carry forward general activity (UDA)	31
17/18 Contracted orthodontic activity (UOA)	0
Carry forward orthodontic activity (UOA)	0
Baseline contract value	£32,459.75

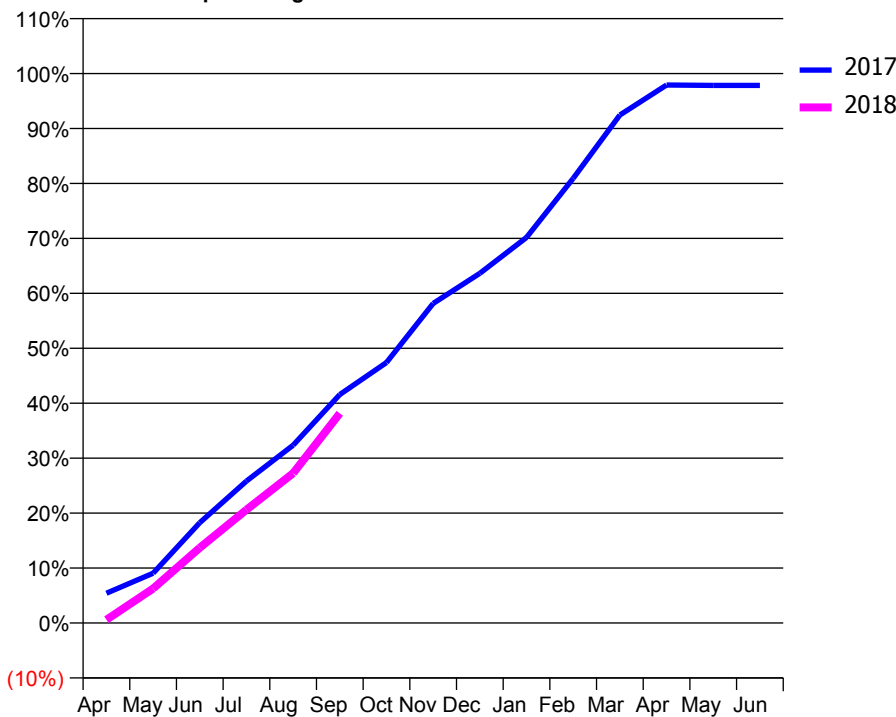
ACCESS*

Patients seen in 24 months	Total	Change since previous quarter
Quarter ending September 2016	787	
Quarter ending December 2016	782	→
Quarter ending March 2017	815	↑
Quarter ending June 2017	808	→
Quarter ending September 2017	818	→
Variance since September 2016	3.9%	↑



ACTIVITY

Cumulative percentage of contracted UDA delivered 2017 & 2018



Month	Adjusted Scheduled Activity (UDA)	
	2017	2018
April	78	9
May	131	91
June	264	198
July	373	298
August	467	394
September	600	551
October	685	
November	840	
December	919	
January	1,013	
February	1,169	
March	1,335	
April	1,414	
May	1,413	
June	1,413	

QUALITY

	Quantity	Base Number	Contract	AT	Region	England
% of FP17s for the same patient ID Re-attending within 3 months - Children	27	404	6.7%	11.4%	11.4%	11.9%
% of FP17s for the same patient ID Re-attending within 3 months - Adults	13	52	25.0%	16.4%	15.7%	15.9%
% of FP17s for the same patient ID Re-attending between 3 & 9 months - Children	155	404	38.4%	55.5%	60.6%	58.1%
% of FP17s for the same patient ID Re-attending between 3 & 9 months - Adults	20	52	38.5%	48.7%	52.0%	50.6%
% of FP17s for Band 1 Urgent Courses	10	410	2.4%	10.7%	9.6%	9.1%
% of FP17s Relating to Free Repair or Replacements	0	410	0.0%	0.6%	0.7%	0.8%
% of FP17s Relating to Continuations	0	410	0.0%	0.8%	1.0%	1.1%
% of Patients satisfied with the dentistry they have received	2	2	N/A	89.6%	91.6%	91.4%
% of Patients satisfied with the time they had to wait for an appointment	2	2	N/A	87.0%	87.9%	87.7%

* This is based on patients treated on this contract for their most recent course of treatment. Figures in italics indicate the base number of FP17s or Patient Questionnaire responses are less than 100. N/A is shown where the base number of responses is less than 10 during the period. % is calculated as Quantity/Base number*100

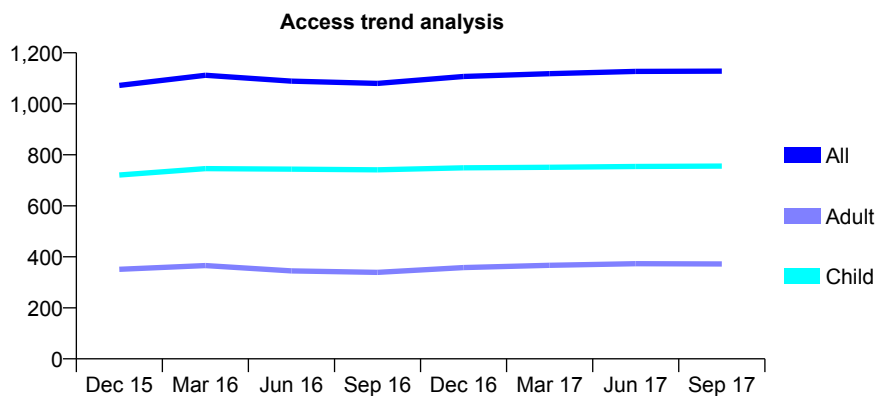
Q67 - Vital Signs At a Glance Contract Report for 741809/0001 - September 2017

Name or company name	MISS KS LEWIS
Contract type name	GDS Contract
Purpose of contract	General
Contract start date	01/04/2006
Contract end date	

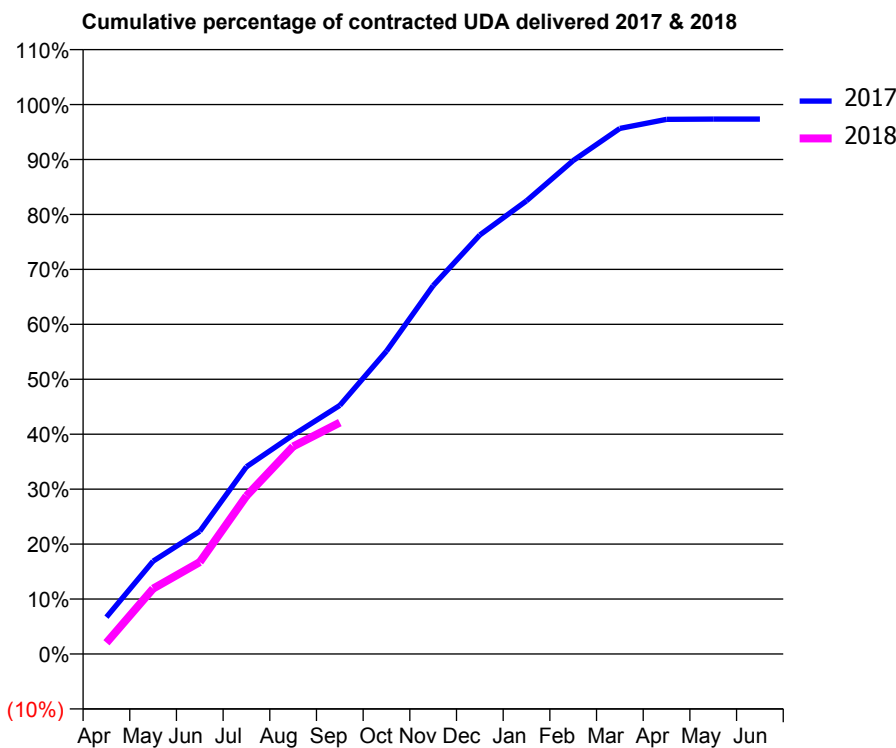
17/18 Contracted general activity (UDA)	2,302
Carry forward general activity (UDA)	61
17/18 Contracted orthodontic activity (UOA)	0
Carry forward orthodontic activity (UOA)	0
Baseline contract value	£51,746.76

ACCESS*

Patients seen in 24 months	Total	Change since previous quarter
Quarter ending September 2016	1,080	
Quarter ending December 2016	1,107	↑
Quarter ending March 2017	1,118	→
Quarter ending June 2017	1,127	→
Quarter ending September 2017	1,128	→
Variance since September 2016	4.4%	↑



ACTIVITY



Month	Adjusted Scheduled Activity (UDA)	
	2017	2018
April	154	47
May	389	274
June	514	385
July	785	662
August	918	869
September	1,042	969
October	1,269	
November	1,543	
December	1,756	
January	1,899	
February	2,067	
March	2,202	
April	2,240	
May	2,241	
June	2,241	

QUALITY

	Quantity	Base Number	Contract	AT	Region	England
% of FP17s for the same patient ID Re-attending within 3 months - Children	21	549	3.8%	11.4%	11.4%	11.9%
% of FP17s for the same patient ID Re-attending within 3 months - Adults	13	184	7.1%	16.4%	15.7%	15.9%
% of FP17s for the same patient ID Re-attending between 3 & 9 months - Children	335	549	61.0%	55.5%	60.6%	58.1%
% of FP17s for the same patient ID Re-attending between 3 & 9 months - Adults	110	184	59.8%	48.7%	52.0%	50.6%
% of FP17s for Band 1 Urgent Courses	2	706	0.3%	10.7%	9.6%	9.1%
% of FP17s Relating to Free Repair or Replacements	0	706	0.0%	0.6%	0.7%	0.8%
% of FP17s Relating to Continuations	5	706	0.7%	0.8%	1.0%	1.1%
% of Patients satisfied with the dentistry they have received	2	2	N/A	89.6%	91.6%	91.4%
% of Patients satisfied with the time they had to wait for an appointment	2	2	N/A	87.0%	87.9%	87.7%

* This is based on patients treated on this contract for their most recent course of treatment. Figures in italics indicate the base number of FP17s or Patient Questionnaire responses are less than 100. N/A is shown where the base number of responses is less than 10 during the period. % is calculated as Quantity/Base number*100

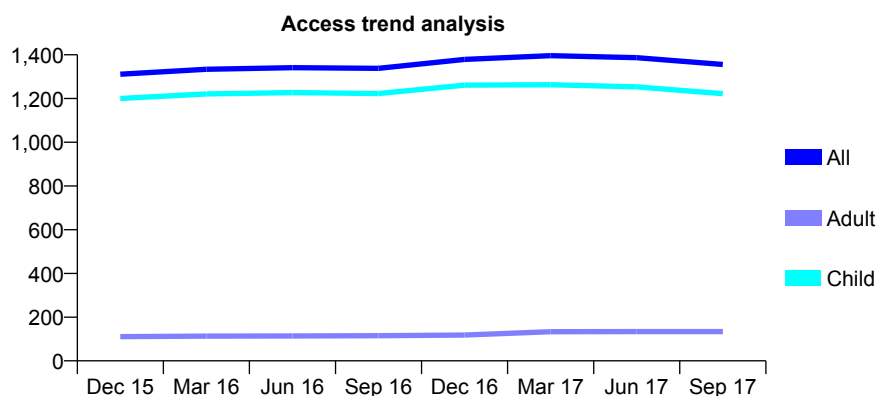
Q67 - Vital Signs At a Glance Contract Report for 742023/0001 - September 2017

Name or company name	MR KP BAKER
Contract type name	GDS Contract
Purpose of contract	General
Contract start date	01/04/2006
Contract end date	

17/18 Contracted general activity (UDA)	2,200
Carry forward general activity (UDA)	0
17/18 Contracted orthodontic activity (UOA)	0
Carry forward orthodontic activity (UOA)	0
Baseline contract value	£49,453.92

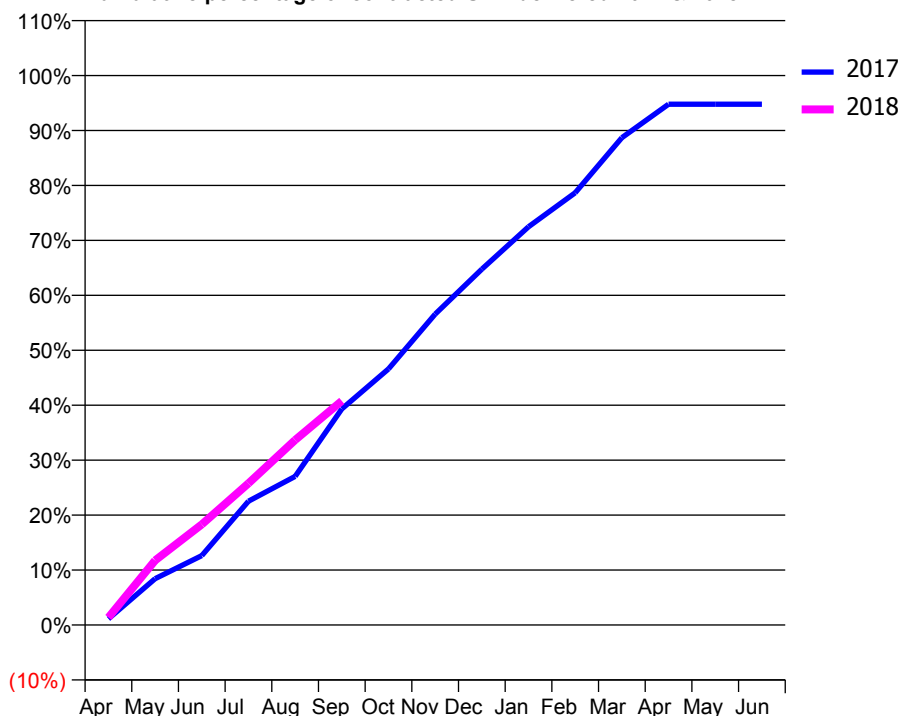
ACCESS*

Patients seen in 24 months	Total	Change since previous quarter
Quarter ending September 2016	1,338	
Quarter ending December 2016	1,379	↑
Quarter ending March 2017	1,396	→
Quarter ending June 2017	1,387	→
Quarter ending September 2017	1,356	↓
Variance since September 2016	1.3%	→



ACTIVITY

Cumulative percentage of contracted UDA delivered 2017 & 2018



Adjusted Scheduled Activity (UDA)

Month	2017	2018
April	25	30
May	186	259
June	278	403
July	496	567
August	595	741
September	865	897
October	1,025	
November	1,245	
December	1,425	
January	1,594	
February	1,731	
March	1,951	
April	2,085	
May	2,085	
June	2,085	

QUALITY

	Quantity	Base Number	Contract	AT	Region	England
% of FP17s for the same patient ID Re-attending within 3 months - Children	51	862	5.9%	11.4%	11.4%	11.9%
% of FP17s for the same patient ID Re-attending within 3 months - Adults	1	3	33.3%	16.4%	15.7%	15.9%
% of FP17s for the same patient ID Re-attending between 3 & 9 months - Children	539	862	62.5%	55.5%	60.6%	58.1%
% of FP17s for the same patient ID Re-attending between 3 & 9 months - Adults	2	3	66.7%	48.7%	52.0%	50.6%
% of FP17s for Band 1 Urgent Courses	20	756	2.6%	10.7%	9.6%	9.1%
% of FP17s Relating to Free Repair or Replacements	0	756	0.0%	0.6%	0.7%	0.8%
% of FP17s Relating to Continuations	0	756	0.0%	0.8%	1.0%	1.1%
% of Patients satisfied with the dentistry they have received	2	3	N/A	89.6%	91.6%	91.4%
% of Patients satisfied with the time they had to wait for an appointment	1	3	N/A	87.0%	87.9%	87.7%

* This is based on patients treated on this contract for their most recent course of treatment. Figures in italics indicate the base number of FP17s or Patient Questionnaire responses are less than 100. N/A is shown where the base number of responses is less than 10 during the period. % is calculated as Quantity/Base number*100

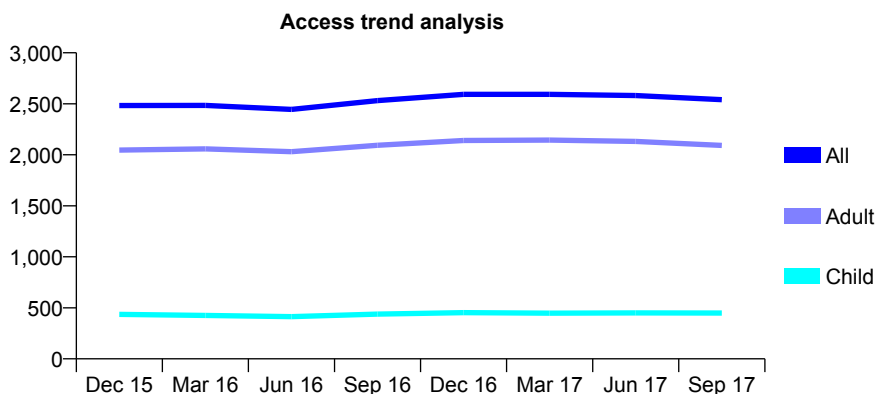
Q67 - Vital Signs At a Glance Contract Report for 748439/0002 - September 2017

Name or company name	Tunbridge Wells Dental Care
Contract type name	GDS Contract
Purpose of contract	General
Contract start date	15/04/2010
Contract end date	

17/18 Contracted general activity (UDA)	5,845
Carry forward general activity (UDA)	0
17/18 Contracted orthodontic activity (UOA)	0
Carry forward orthodontic activity (UOA)	0
Baseline contract value	£151,581.23

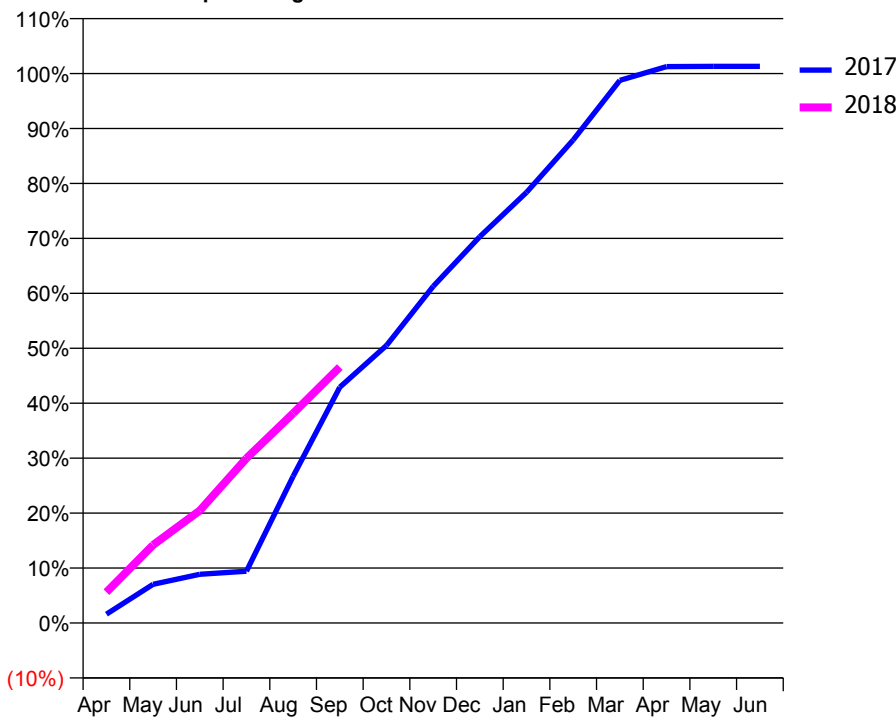
ACCESS*

Patients seen in 24 months	Total	Change since previous quarter
Quarter ending September 2016	2,532	
Quarter ending December 2016	2,593	↑
Quarter ending March 2017	2,593	→
Quarter ending June 2017	2,581	→
Quarter ending September 2017	2,541	↓
Variance since September 2016	0.4%	→



ACTIVITY

Cumulative percentage of contracted UDA delivered 2017 & 2018



Month	Adjusted Scheduled Activity (UDA)	
	2017	2018
April	95	329
May	412	831
June	518	1,196
July	551	1,752
August	1,560	2,230
September	2,508	2,723
October	2,953	
November	3,581	
December	4,110	
January	4,581	
February	5,139	
March	5,773	
April	5,919	
May	5,922	
June	5,922	

QUALITY

	Quantity	Base Number	Contract	AT	Region	England
% of FP17s for the same patient ID Re-attending within 3 months - Children	8	215	3.7%	11.4%	11.4%	11.9%
% of FP17s for the same patient ID Re-attending within 3 months - Adults	103	1,060	9.7%	16.4%	15.7%	15.9%
% of FP17s for the same patient ID Re-attending between 3 & 9 months - Children	47	215	21.9%	55.5%	60.6%	58.1%
% of FP17s for the same patient ID Re-attending between 3 & 9 months - Adults	380	1,060	35.8%	48.7%	52.0%	50.6%
% of FP17s for Band 1 Urgent Courses	146	1,216	12.0%	10.7%	9.6%	9.1%
% of FP17s Relating to Free Repair or Replacements	14	1,216	1.2%	0.6%	0.7%	0.8%
% of FP17s Relating to Continuations	4	1,216	0.3%	0.8%	1.0%	1.1%
% of Patients satisfied with the dentistry they have received	8	8	N/A	89.6%	91.6%	91.4%
% of Patients satisfied with the time they had to wait for an appointment	8	8	N/A	87.0%	87.9%	87.7%

* This is based on patients treated on this contract for their most recent course of treatment. Figures in italics indicate the base number of FP17s or Patient Questionnaire responses are less than 100. N/A is shown where the base number of responses is less than 10 during the period. % is calculated as Quantity/Base number*100

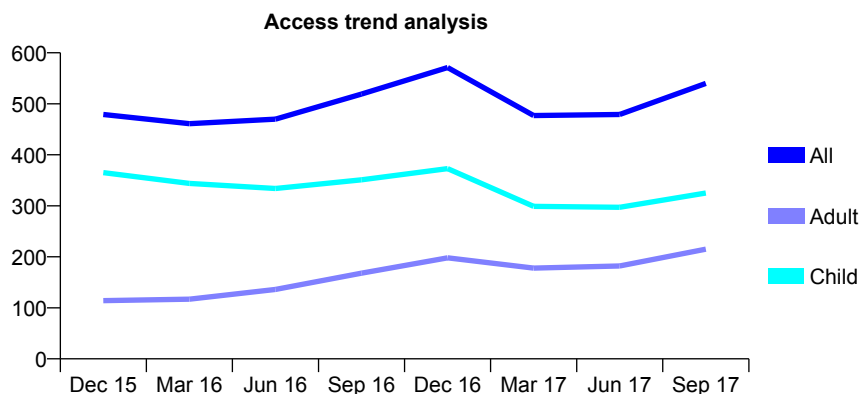
Q67 - Vital Signs At a Glance Contract Report for 751707/0001 - September 2017

Name or company name	MR RK LINTON
Contract type name	GDS Contract
Purpose of contract	General
Contract start date	01/04/2006
Contract end date	

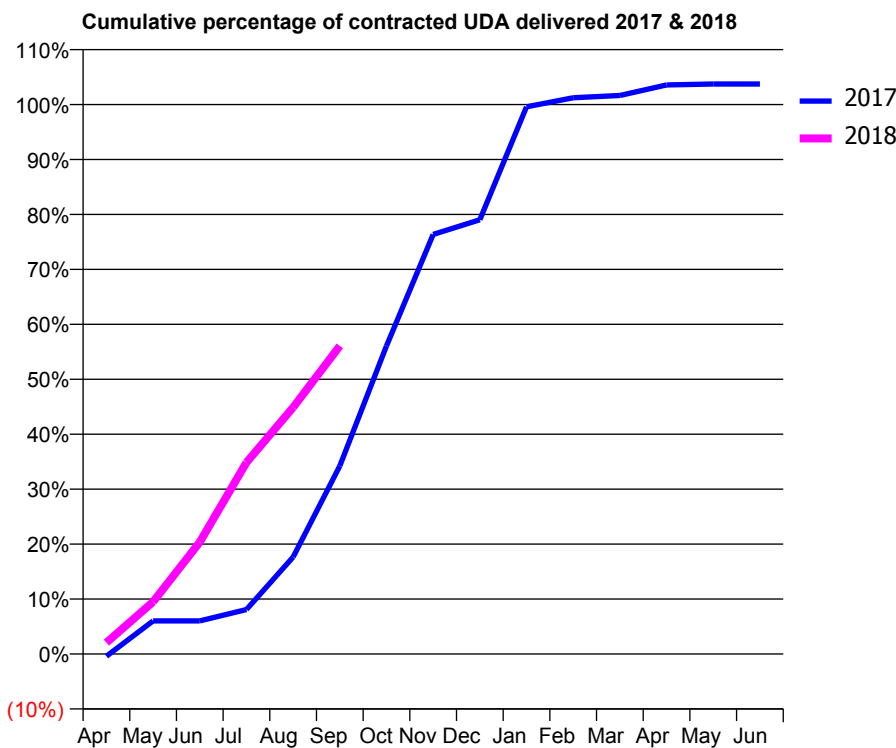
17/18 Contracted general activity (UDA)	1,161
Carry forward general activity (UDA)	-24
17/18 Contracted orthodontic activity (UOA)	0
Carry forward orthodontic activity (UOA)	0
Baseline contract value	£26,098.18

ACCESS*

Patients seen in 24 months	Total	Change since previous quarter
Quarter ending September 2016	519	
Quarter ending December 2016	571	↑
Quarter ending March 2017	477	↓
Quarter ending June 2017	479	→
Quarter ending September 2017	540	↑
Variance since September 2016	4.0%	↑



ACTIVITY



Month	Adjusted Scheduled Activity (UDA)	
	2017	2018
April	-5	24
May	70	110
June	70	236
July	94	405
August	205	521
September	397	651
October	651	
November	887	
December	918	
January	1,156	
February	1,175	
March	1,180	
April	1,202	
May	1,204	
June	1,204	

QUALITY

	Quantity	Base Number	Contract	AT	Region	England
% of FP17s for the same patient ID Re-attending within 3 months - Children	15	210	7.1%	11.4%	11.4%	11.9%
% of FP17s for the same patient ID Re-attending within 3 months - Adults	2	90	2.2%	16.4%	15.7%	15.9%
% of FP17s for the same patient ID Re-attending between 3 & 9 months - Children	56	210	26.7%	55.5%	60.6%	58.1%
% of FP17s for the same patient ID Re-attending between 3 & 9 months - Adults	20	90	22.2%	48.7%	52.0%	50.6%
% of FP17s for Band 1 Urgent Courses	5	286	1.7%	10.7%	9.6%	9.1%
% of FP17s Relating to Free Repair or Replacements	0	286	0.0%	0.6%	0.7%	0.8%
% of FP17s Relating to Continuations	0	286	0.0%	0.8%	1.0%	1.1%
% of Patients satisfied with the dentistry they have received	1	1	N/A	89.6%	91.6%	91.4%
% of Patients satisfied with the time they had to wait for an appointment	1	1	N/A	87.0%	87.9%	87.7%

* This is based on patients treated on this contract for their most recent course of treatment. Figures in italics indicate the base number of FP17s or Patient Questionnaire responses are less than 100. N/A is shown where the base number of responses is less than 10 during the period. % is calculated as Quantity/Base number*100

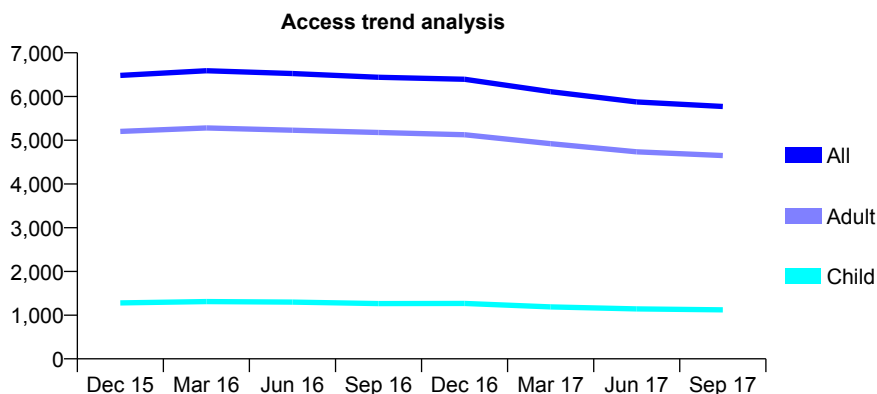
Q67 - Vital Signs At a Glance Contract Report for 762202/0001 - September 2017

Name or company name	Station Road Dental Partnership
Contract type name	GDS Contract
Purpose of contract	General
Contract start date	01/04/2006
Contract end date	

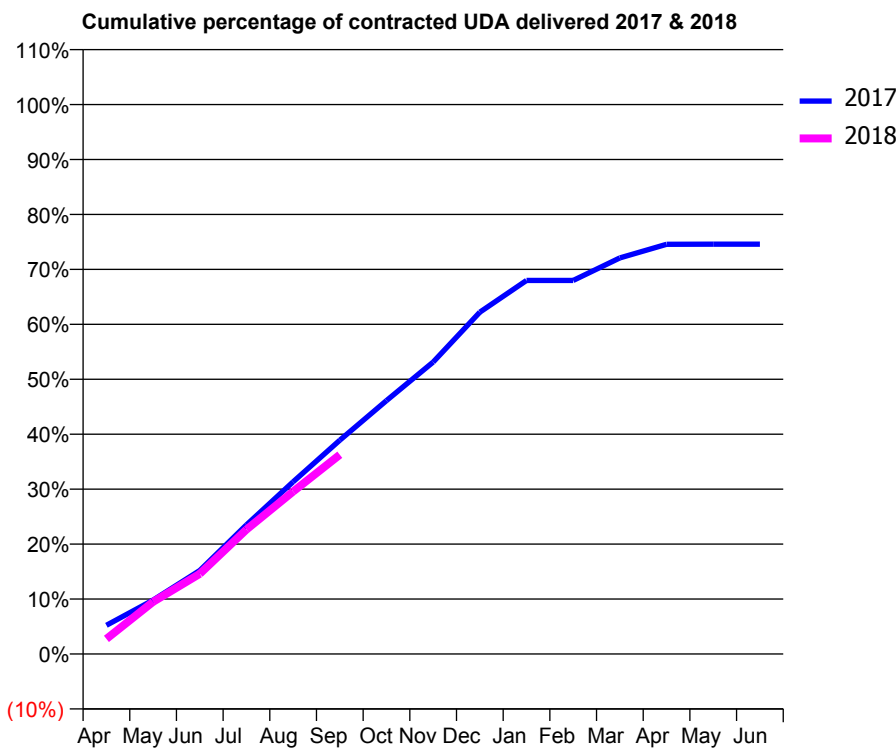
17/18 Contracted general activity (UDA)	20,863
Carry forward general activity (UDA)	0
17/18 Contracted orthodontic activity (UOA)	0
Carry forward orthodontic activity (UOA)	0
Baseline contract value	£525,788.69

ACCESS*

Patients seen in 24 months	Total	Change since previous quarter
Quarter ending September 2016	6,441	
Quarter ending December 2016	6,395	→
Quarter ending March 2017	6,110	↓
Quarter ending June 2017	5,876	↓
Quarter ending September 2017	5,771	↓
Variance since September 2016	(10.4%)	↓



ACTIVITY



Month	Adjusted Scheduled Activity (UDA)	
	2017	2018
April	1,093	573
May	2,047	1,982
June	3,171	3,045
July	4,905	4,728
August	6,537	6,167
September	8,118	7,564
October	9,620	
November	11,086	
December	12,976	
January	14,184	
February	14,184	
March	15,038	
April	15,556	
May	15,562	
June	15,562	

QUALITY

	Quantity	Base Number	Contract	AT	Region	England
% of FP17s for the same patient ID Re-attending within 3 months - Children	37	734	5.0%	11.4%	11.4%	11.9%
% of FP17s for the same patient ID Re-attending within 3 months - Adults	460	3,306	13.9%	16.4%	15.7%	15.9%
% of FP17s for the same patient ID Re-attending between 3 & 9 months - Children	327	734	44.6%	55.5%	60.6%	58.1%
% of FP17s for the same patient ID Re-attending between 3 & 9 months - Adults	1,793	3,306	54.2%	48.7%	52.0%	50.6%
% of FP17s for Band 1 Urgent Courses	367	3,703	9.9%	10.7%	9.6%	9.1%
% of FP17s Relating to Free Repair or Replacements	26	3,703	0.7%	0.6%	0.7%	0.8%
% of FP17s Relating to Continuations	14	3,703	0.4%	0.8%	1.0%	1.1%
% of Patients satisfied with the dentistry they have received	22	26	84.6%	89.6%	91.6%	91.4%
% of Patients satisfied with the time they had to wait for an appointment	25	26	96.2%	87.0%	87.9%	87.7%

* This is based on patients treated on this contract for their most recent course of treatment. Figures in italics indicate the base number of FP17s or Patient Questionnaire responses are less than 100. N/A is shown where the base number of responses is less than 10 during the period. % is calculated as Quantity/Base number*100

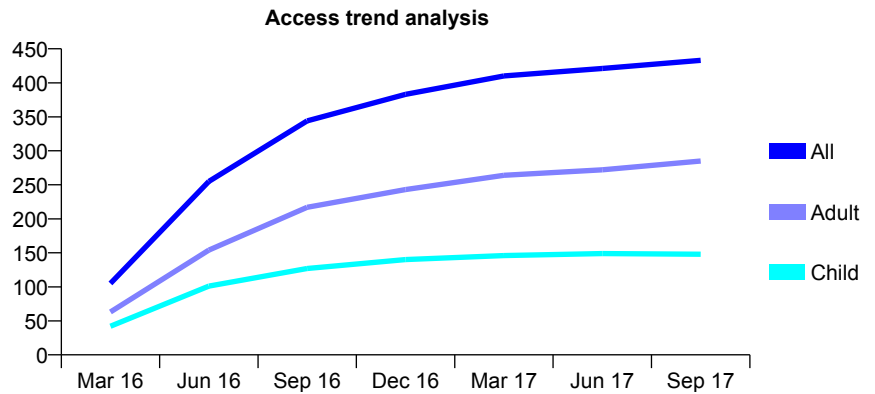
Q67 - Vital Signs At a Glance Contract Report for 765759/0002 - September 2017

Name or company name	MRS TF SIJUWADE
Contract type name	GDS Contract
Purpose of contract	General
Contract start date	04/01/2016
Contract end date	

17/18 Contracted general activity (UDA)	1,270
Carry forward general activity (UDA)	-20
17/18 Contracted orthodontic activity (UOA)	0
Carry forward orthodontic activity (UOA)	0
Baseline contract value	£37,191.45

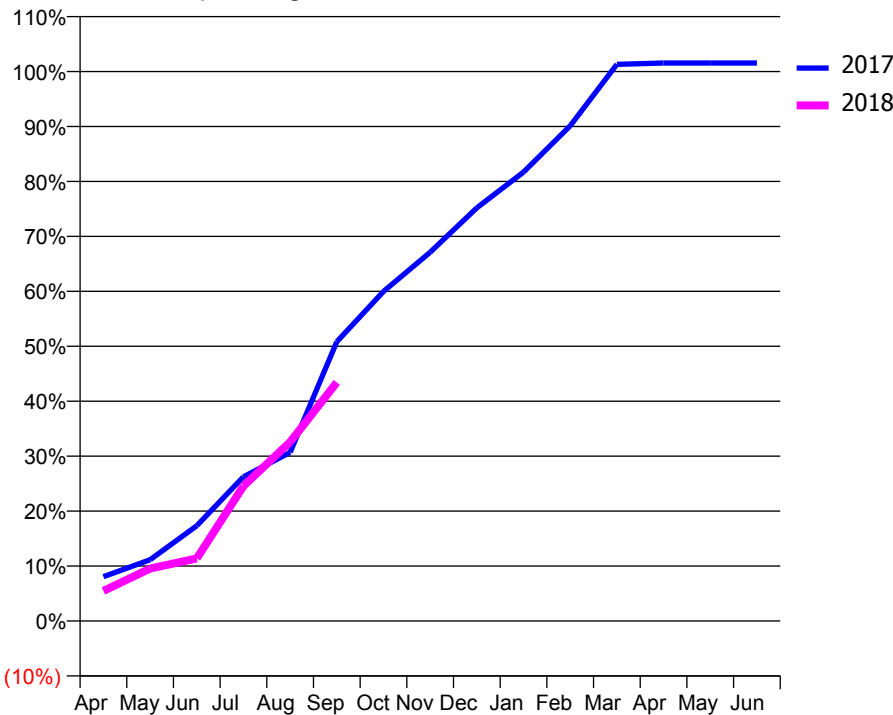
ACCESS*

Patients seen in 24 months	Total	Change since previous quarter
Quarter ending September 2016	344	
Quarter ending December 2016	383	↑
Quarter ending March 2017	410	↑
Quarter ending June 2017	421	↑
Quarter ending September 2017	433	↑
Variance since September 2016	25.9%	↑



ACTIVITY

Cumulative percentage of contracted UDA delivered 2017 & 2018



Month	Adjusted Scheduled Activity (UDA)	
	2017	2018
April	102	70
May	142	121
June	220	145
July	333	312
August	390	414
September	646	552
October	762	
November	852	
December	955	
January	1,037	
February	1,145	
March	1,287	
April	1,290	
May	1,290	
June	1,290	

QUALITY

	Quantity	Base Number	Contract	AT	Region	England
% of FP17s for the same patient ID Re-attending within 3 months - Children	3	98	3.1%	11.4%	11.4%	11.9%
% of FP17s for the same patient ID Re-attending within 3 months - Adults	28	159	17.6%	16.4%	15.7%	15.9%
% of FP17s for the same patient ID Re-attending between 3 & 9 months - Children	62	98	63.3%	55.5%	60.6%	58.1%
% of FP17s for the same patient ID Re-attending between 3 & 9 months - Adults	86	159	54.1%	48.7%	52.0%	50.6%
% of FP17s for Band 1 Urgent Courses	28	256	10.9%	10.7%	9.6%	9.1%
% of FP17s Relating to Free Repair or Replacements	0	256	0.0%	0.6%	0.7%	0.8%
% of FP17s Relating to Continuations	0	256	0.0%	0.8%	1.0%	1.1%
% of Patients satisfied with the dentistry they have received	8	9	N/A	89.6%	91.6%	91.4%
% of Patients satisfied with the time they had to wait for an appointment	6	9	N/A	87.0%	87.9%	87.7%

* This is based on patients treated on this contract for their most recent course of treatment. Figures in italics indicate the base number of FP17s or Patient Questionnaire responses are less than 100. N/A is shown where the base number of responses is less than 10 during the period. % is calculated as Quantity/Base number*100

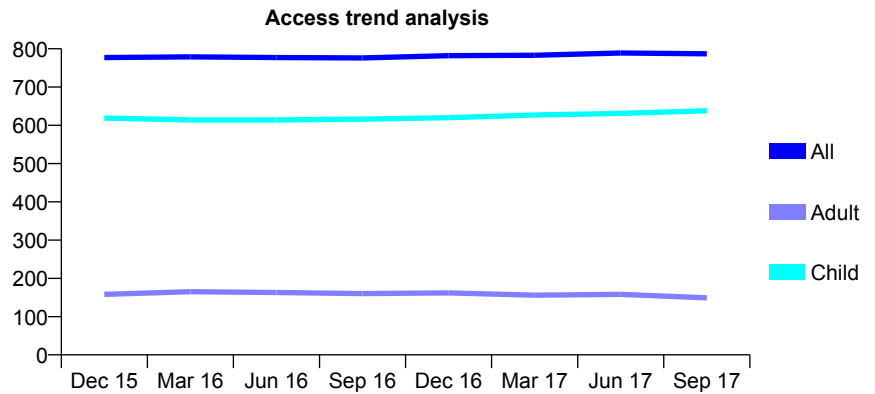
Q67 - Vital Signs At a Glance Contract Report for 768189/0001 - September 2017

Name or company name	MR CA DU PLESSIS
Contract type name	GDS Contract
Purpose of contract	General
Contract start date	01/04/2006
Contract end date	

17/18 Contracted general activity (UDA)	2,050
Carry forward general activity (UDA)	32
17/18 Contracted orthodontic activity (UOA)	0
Carry forward orthodontic activity (UOA)	0
Baseline contract value	£50,686.94

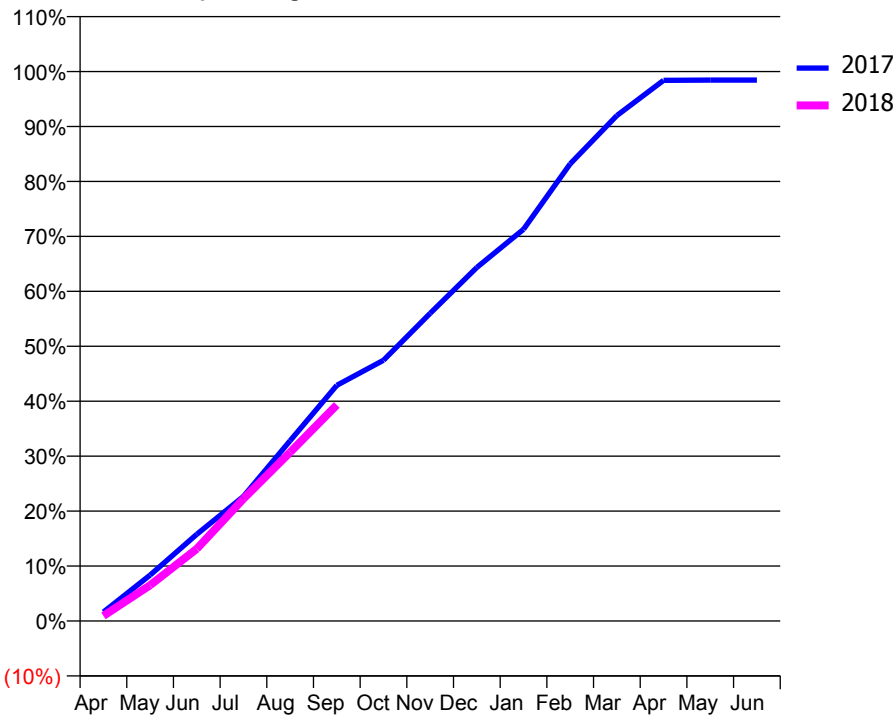
ACCESS*

Patients seen in 24 months	Total	Change since previous quarter
Quarter ending September 2016	776	
Quarter ending December 2016	782	→
Quarter ending March 2017	783	→
Quarter ending June 2017	789	→
Quarter ending September 2017	787	→
Variance since September 2016	1.4%	→



ACTIVITY

Cumulative percentage of contracted UDA delivered 2017 & 2018



Month	Adjusted Scheduled Activity (UDA)	
	2017	2018
April	34	19
May	171	134
June	324	270
July	465	456
August	673	629
September	879	806
October	973	
November	1,148	
December	1,319	
January	1,461	
February	1,706	
March	1,886	
April	2,017	
May	2,018	
June	2,018	

QUALITY

	Quantity	Base Number	Contract	AT	Region	England
% of FP17s for the same patient ID Re-attending within 3 months - Children	48	568	8.5%	11.4%	11.4%	11.9%
% of FP17s for the same patient ID Re-attending within 3 months - Adults	9	71	12.7%	16.4%	15.7%	15.9%
% of FP17s for the same patient ID Re-attending between 3 & 9 months - Children	410	568	72.2%	55.5%	60.6%	58.1%
% of FP17s for the same patient ID Re-attending between 3 & 9 months - Adults	49	71	69.0%	48.7%	52.0%	50.6%
% of FP17s for Band 1 Urgent Courses	21	589	3.6%	10.7%	9.6%	9.1%
% of FP17s Relating to Free Repair or Replacements	1	589	0.2%	0.6%	0.7%	0.8%
% of FP17s Relating to Continuations	0	589	0.0%	0.8%	1.0%	1.1%
% of Patients satisfied with the dentistry they have received	2	2	N/A	89.6%	91.6%	91.4%
% of Patients satisfied with the time they had to wait for an appointment	2	2	N/A	87.0%	87.9%	87.7%

* This is based on patients treated on this contract for their most recent course of treatment. Figures in italics indicate the base number of FP17s or Patient Questionnaire responses are less than 100. N/A is shown where the base number of responses is less than 10 during the period. % is calculated as Quantity/Base number*100

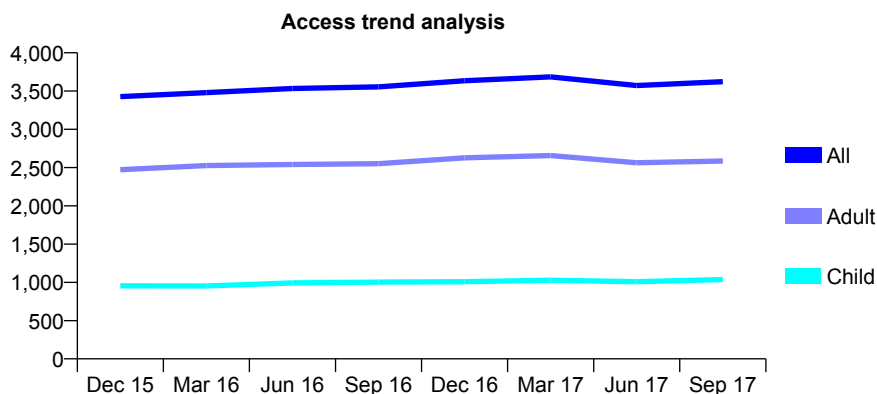
Q67 - Vital Signs At a Glance Contract Report for 769142/0002 - September 2017

Name or company name	MR JK BABAYEMI
Contract type name	GDS Contract
Purpose of contract	General
Contract start date	01/03/2008
Contract end date	

17/18 Contracted general activity (UDA)	10,638
Carry forward general activity (UDA)	0
17/18 Contracted orthodontic activity (UOA)	0
Carry forward orthodontic activity (UOA)	0
Baseline contract value	£302,726.94

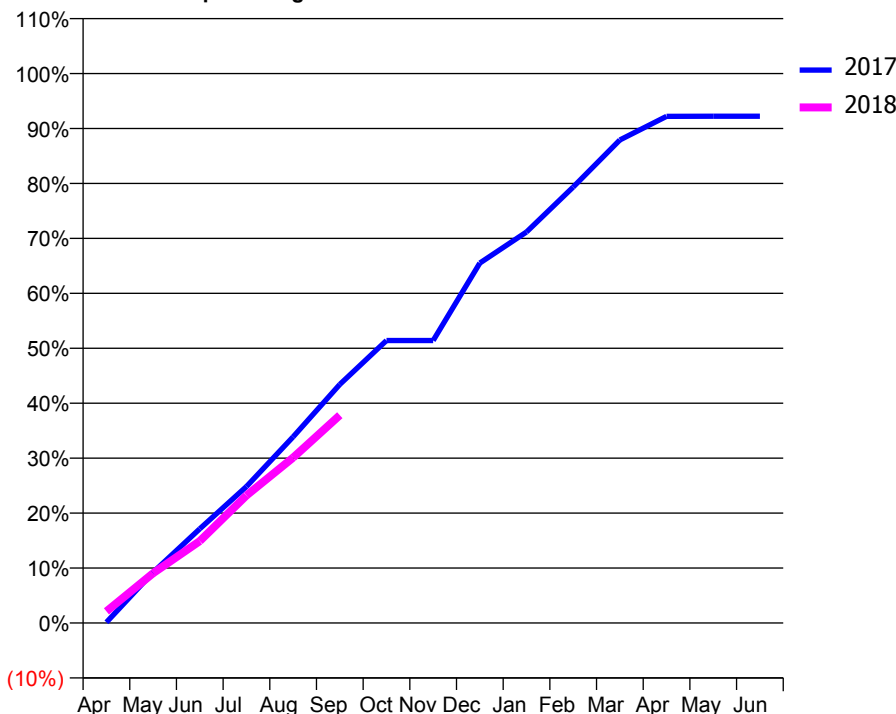
ACCESS*

Patients seen in 24 months	Total	Change since previous quarter
Quarter ending September 2016	3,554	
Quarter ending December 2016	3,635	↑
Quarter ending March 2017	3,685	→
Quarter ending June 2017	3,572	↓
Quarter ending September 2017	3,623	→
Variance since September 2016	1.9%	→



ACTIVITY

Cumulative percentage of contracted UDA delivered 2017 & 2018



Adjusted Scheduled Activity (UDA)

Month	2017	2018
April	14	225
May	982	963
June	1,823	1,587
July	2,643	2,469
August	3,606	3,203
September	4,619	4,023
October	5,469	
November	5,469	
December	6,968	
January	7,570	
February	8,440	
March	9,351	
April	9,809	
May	9,812	
June	9,812	

QUALITY

	Quantity	Base Number	Contract	AT	Region	England
% of FP17s for the same patient ID Re-attending within 3 months - Children	17	586	2.9%	11.4%	11.4%	11.9%
% of FP17s for the same patient ID Re-attending within 3 months - Adults	98	1,245	7.9%	16.4%	15.7%	15.9%
% of FP17s for the same patient ID Re-attending between 3 & 9 months - Children	226	586	38.6%	55.5%	60.6%	58.1%
% of FP17s for the same patient ID Re-attending between 3 & 9 months - Adults	486	1,245	39.0%	48.7%	52.0%	50.6%
% of FP17s for Band 1 Urgent Courses	95	1,633	5.8%	10.7%	9.6%	9.1%
% of FP17s Relating to Free Repair or Replacements	0	1,633	0.0%	0.6%	0.7%	0.8%
% of FP17s Relating to Continuations	0	1,633	0.0%	0.8%	1.0%	1.1%
% of Patients satisfied with the dentistry they have received	14	17	82.4%	89.6%	91.6%	91.4%
% of Patients satisfied with the time they had to wait for an appointment	13	17	76.5%	87.0%	87.9%	87.7%

* This is based on patients treated on this contract for their most recent course of treatment. Figures in italics indicate the base number of FP17s or Patient Questionnaire responses are less than 100. N/A is shown where the base number of responses is less than 10 during the period. % is calculated as Quantity/Base number*100

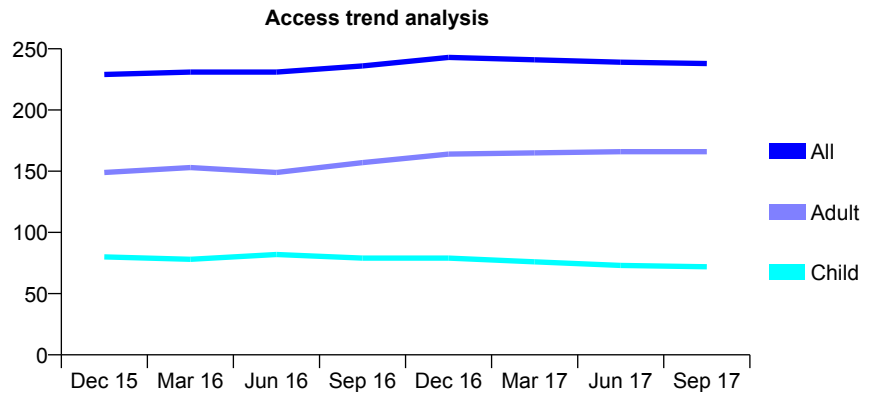
Q67 - Vital Signs At a Glance Contract Report for 773727/0001 - September 2017

Name or company name	MR PK MOO
Contract type name	GDS Contract
Purpose of contract	General
Contract start date	01/04/2006
Contract end date	

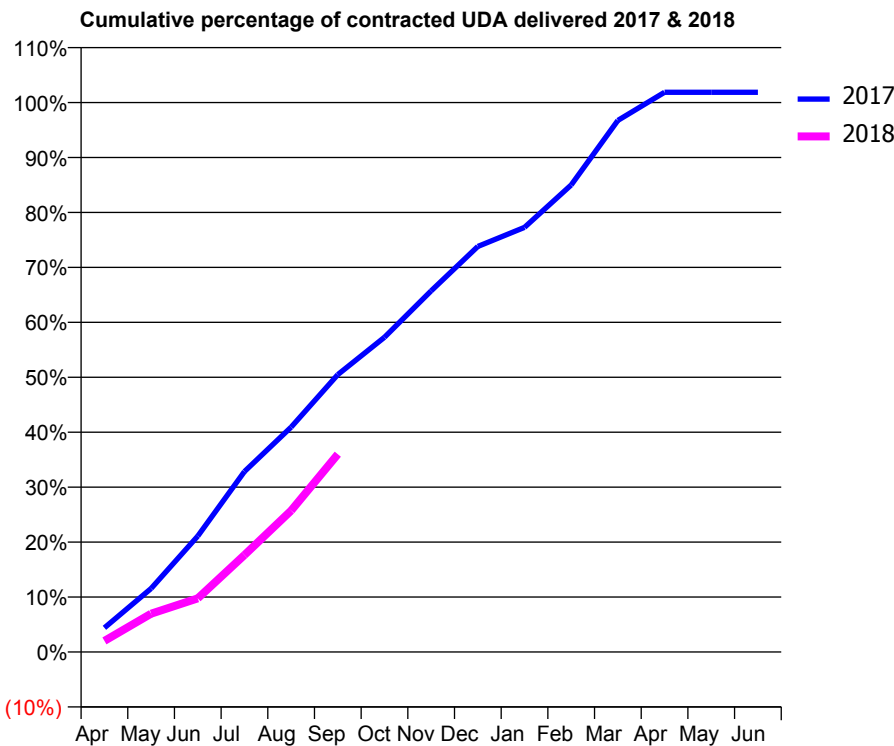
17/18 Contracted general activity (UDA)	545
Carry forward general activity (UDA)	-11
17/18 Contracted orthodontic activity (UOA)	0
Carry forward orthodontic activity (UOA)	0
Baseline contract value	£12,552.44

ACCESS*

Patients seen in 24 months	Total	Change since previous quarter
Quarter ending September 2016	236	
Quarter ending December 2016	243	↑
Quarter ending March 2017	241	→
Quarter ending June 2017	239	→
Quarter ending September 2017	238	→
Variance since September 2016	0.8%	→



ACTIVITY



Month	Adjusted Scheduled Activity (UDA)	
	2017	2018
April	24	11
May	63	38
June	115	53
July	179	96
August	223	140
September	275	196
October	312	
November	358	
December	402	
January	421	
February	463	
March	527	
April	555	
May	555	
June	555	

QUALITY

	Quantity	Base Number	Contract	AT	Region	England
% of FP17s for the same patient ID Re-attending within 3 months - Children	8	71	11.3%	11.4%	11.4%	11.9%
% of FP17s for the same patient ID Re-attending within 3 months - Adults	0	38	0.0%	16.4%	15.7%	15.9%
% of FP17s for the same patient ID Re-attending between 3 & 9 months - Children	46	71	64.8%	55.5%	60.6%	58.1%
% of FP17s for the same patient ID Re-attending between 3 & 9 months - Adults	8	38	21.1%	48.7%	52.0%	50.6%
% of FP17s for Band 1 Urgent Courses	1	98	1.0%	10.7%	9.6%	9.1%
% of FP17s Relating to Free Repair or Replacements	0	98	0.0%	0.6%	0.7%	0.8%
% of FP17s Relating to Continuations	0	98	0.0%	0.8%	1.0%	1.1%
% of Patients satisfied with the dentistry they have received	0	0	N/A	89.6%	91.6%	91.4%
% of Patients satisfied with the time they had to wait for an appointment	0	0	N/A	87.0%	87.9%	87.7%

* This is based on patients treated on this contract for their most recent course of treatment. Figures in italics indicate the base number of FP17s or Patient Questionnaire responses are less than 100. N/A is shown where the base number of responses is less than 10 during the period. % is calculated as Quantity/Base number*100

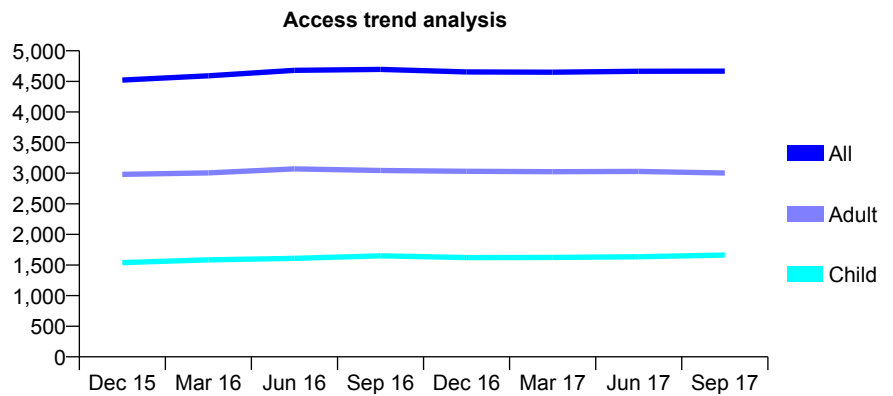
Q67 - Vital Signs At a Glance Contract Report for 776009/0002 - September 2017

Name or company name	MISS R RAY
Contract type name	GDS Contract
Purpose of contract	General
Contract start date	01/04/2009
Contract end date	

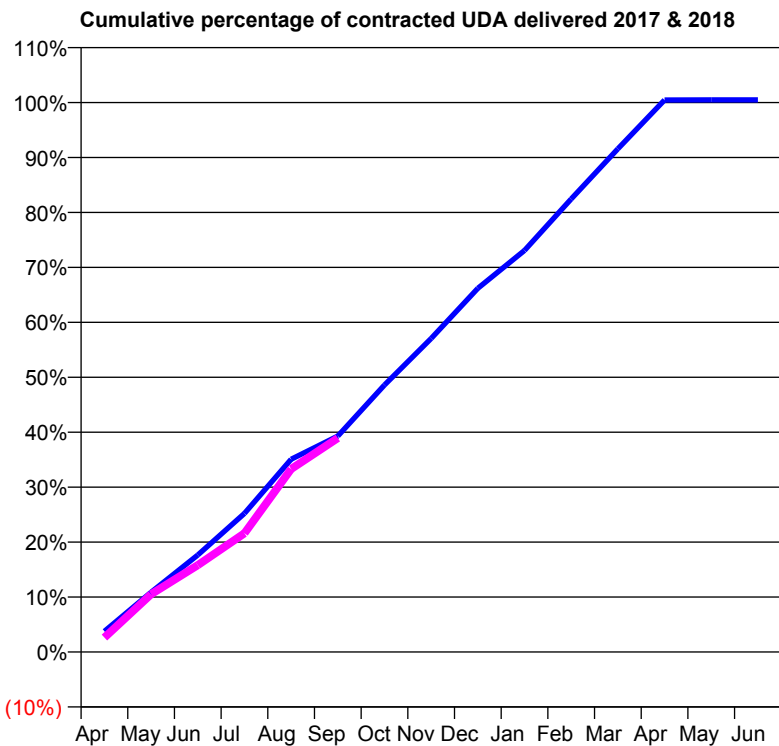
17/18 Contracted general activity (UDA)	10,262
Carry forward general activity (UDA)	-48
17/18 Contracted orthodontic activity (UOA)	0
Carry forward orthodontic activity (UOA)	0
Baseline contract value	£272,085.32

ACCESS*

Patients seen in 24 months	Total	Change since previous quarter
Quarter ending September 2016	4,695	
Quarter ending December 2016	4,654	→
Quarter ending March 2017	4,651	→
Quarter ending June 2017	4,665	→
Quarter ending September 2017	4,667	→
Variance since September 2016	(0.6%)	→



ACTIVITY



Month	Adjusted Scheduled Activity (UDA)	
	2017	2018
April	388	270
May	1,117	1,079
June	1,811	1,623
July	2,588	2,217
August	3,599	3,417
September	4,032	3,996
October	4,986	
November	5,856	
December	6,793	
January	7,501	
February	8,462	
March	9,397	
April	10,309	
May	10,310	
June	10,310	

QUALITY

	Quantity	Base Number	Contract	AT	Region	England
% of FP17s for the same patient ID Re-attending within 3 months - Children	66	840	7.9%	11.4%	11.4%	11.9%
% of FP17s for the same patient ID Re-attending within 3 months - Adults	281	1,523	18.5%	16.4%	15.7%	15.9%
% of FP17s for the same patient ID Re-attending between 3 & 9 months - Children	240	840	28.6%	55.5%	60.6%	58.1%
% of FP17s for the same patient ID Re-attending between 3 & 9 months - Adults	433	1,523	28.4%	48.7%	52.0%	50.6%
% of FP17s for Band 1 Urgent Courses	211	1,753	12.0%	10.7%	9.6%	9.1%
% of FP17s Relating to Free Repair or Replacements	25	1,753	1.4%	0.6%	0.7%	0.8%
% of FP17s Relating to Continuations	27	1,753	1.5%	0.8%	1.0%	1.1%
% of Patients satisfied with the dentistry they have received	8	9	N/A	89.6%	91.6%	91.4%
% of Patients satisfied with the time they had to wait for an appointment	7	9	N/A	87.0%	87.9%	87.7%

* This is based on patients treated on this contract for their most recent course of treatment. Figures in italics indicate the base number of FP17s or Patient Questionnaire responses are less than 100. N/A is shown where the base number of responses is less than 10 during the period. % is calculated as Quantity/Base number*100

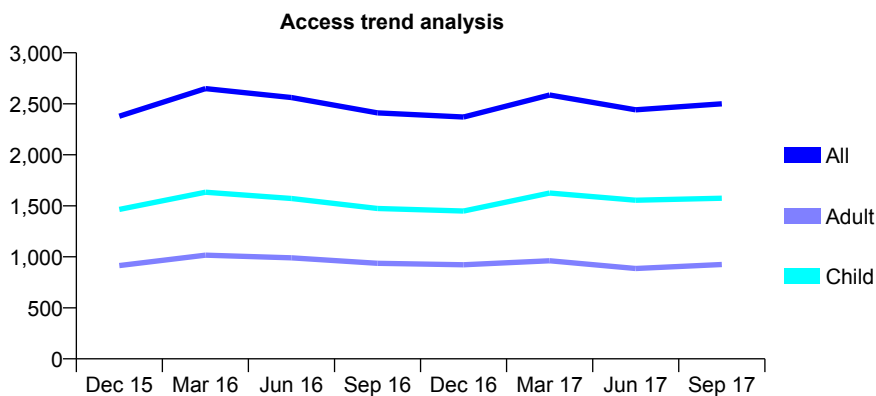
Q67 - Vital Signs At a Glance Contract Report for 781282/0001 - September 2017

Name or company name	MR H WALIA
Contract type name	GDS Contract
Purpose of contract	General
Contract start date	01/04/2006
Contract end date	

17/18 Contracted general activity (UDA)	6,898
Carry forward general activity (UDA)	-3
17/18 Contracted orthodontic activity (UOA)	0
Carry forward orthodontic activity (UOA)	0
Baseline contract value	£191,528.87

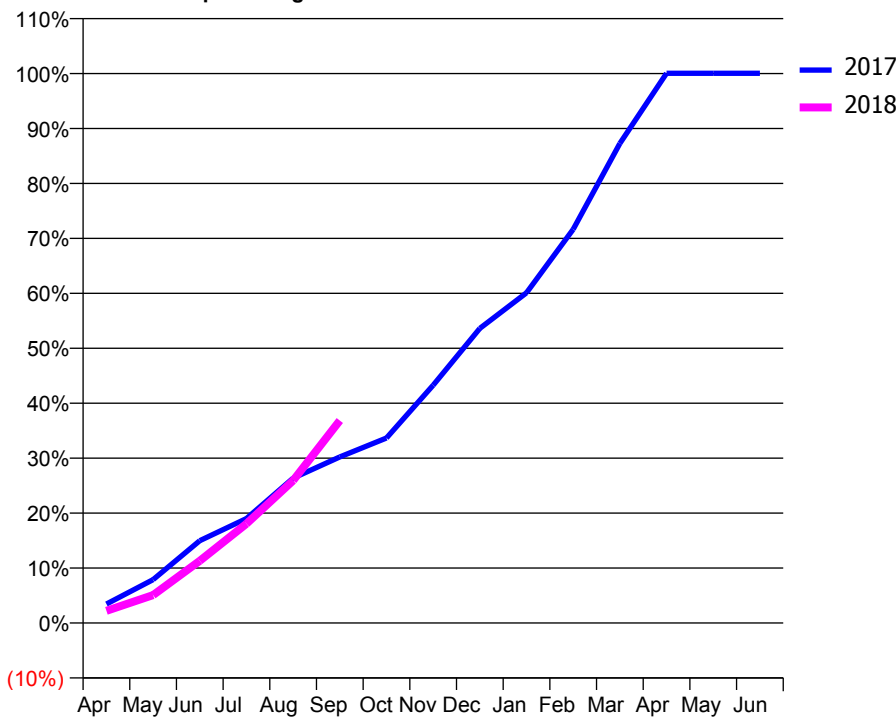
ACCESS*

Patients seen in 24 months	Total	Change since previous quarter
Quarter ending September 2016	2,411	
Quarter ending December 2016	2,371	↓
Quarter ending March 2017	2,586	↑
Quarter ending June 2017	2,441	↓
Quarter ending September 2017	2,500	↑
Variance since September 2016	3.7%	↑



ACTIVITY

Cumulative percentage of contracted UDA delivered 2017 & 2018



Month	Adjusted Scheduled Activity (UDA)	
	2017	2018
April	239	154
May	544	351
June	1,034	781
July	1,311	1,246
August	1,819	1,788
September	2,085	2,542
October	2,322	
November	2,986	
December	3,699	
January	4,145	
February	4,942	
March	6,020	
April	6,900	
May	6,900	
June	6,900	

QUALITY

	Quantity	Base Number	Contract	AT	Region	England
% of FP17s for the same patient ID Re-attending within 3 months - Children	83	1,115	7.4%	11.4%	11.4%	11.9%
% of FP17s for the same patient ID Re-attending within 3 months - Adults	109	632	17.2%	16.4%	15.7%	15.9%
% of FP17s for the same patient ID Re-attending between 3 & 9 months - Children	485	1,115	43.5%	55.5%	60.6%	58.1%
% of FP17s for the same patient ID Re-attending between 3 & 9 months - Adults	207	632	32.8%	48.7%	52.0%	50.6%
% of FP17s for Band 1 Urgent Courses	158	1,198	13.2%	10.7%	9.6%	9.1%
% of FP17s Relating to Free Repair or Replacements	5	1,198	0.4%	0.6%	0.7%	0.8%
% of FP17s Relating to Continuations	9	1,198	0.8%	0.8%	1.0%	1.1%
% of Patients satisfied with the dentistry they have received	3	4	N/A	89.6%	91.6%	91.4%
% of Patients satisfied with the time they had to wait for an appointment	3	4	N/A	87.0%	87.9%	87.7%

* This is based on patients treated on this contract for their most recent course of treatment. Figures in italics indicate the base number of FP17s or Patient Questionnaire responses are less than 100. N/A is shown where the base number of responses is less than 10 during the period. % is calculated as Quantity/Base number*100

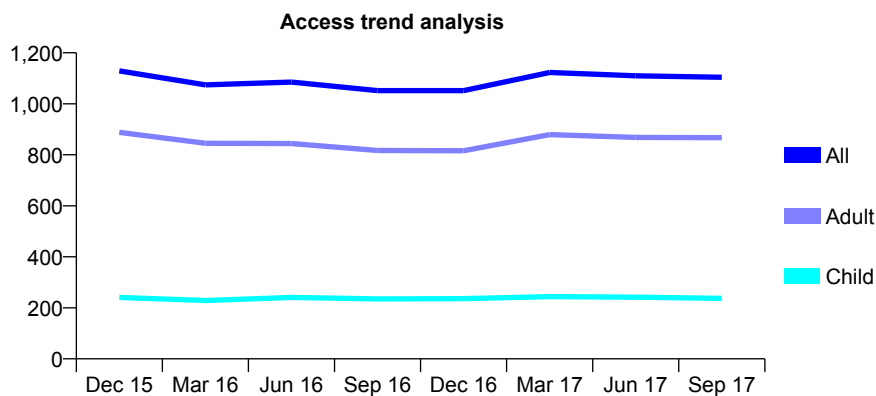
Q67 - Vital Signs At a Glance Contract Report for 784184/0001 - September 2017

Name or company name	MR MW RICHTER
Contract type name	GDS Contract
Purpose of contract	General
Contract start date	01/03/2012
Contract end date	

17/18 Contracted general activity (UDA)	3,837
Carry forward general activity (UDA)	-29
17/18 Contracted orthodontic activity (UOA)	0
Carry forward orthodontic activity (UOA)	0
Baseline contract value	£118,510.29

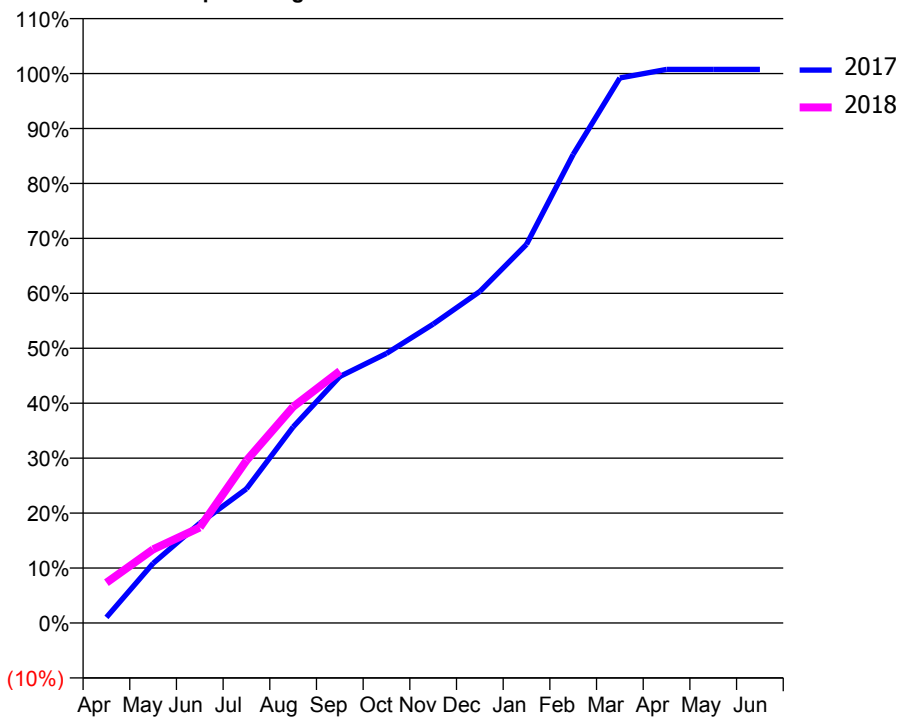
ACCESS*

Patients seen in 24 months	Total	Change since previous quarter
Quarter ending September 2016	1,052	
Quarter ending December 2016	1,052	→
Quarter ending March 2017	1,123	↑
Quarter ending June 2017	1,110	↓
Quarter ending September 2017	1,104	→
Variance since September 2016	4.9%	↑



ACTIVITY

Cumulative percentage of contracted UDA delivered 2017 & 2018



Month	Adjusted Scheduled Activity (UDA)	
	2017	2018
April	39	281
May	416	514
June	697	667
July	937	1,134
August	1,369	1,509
September	1,721	1,759
October	1,882	
November	2,087	
December	2,315	
January	2,644	
February	3,272	
March	3,806	
April	3,865	
May	3,865	
June	3,865	

QUALITY

	Quantity	Base Number	Contract	AT	Region	England
% of FP17s for the same patient ID Re-attending within 3 months - Children	12	169	7.1%	11.4%	11.4%	11.9%
% of FP17s for the same patient ID Re-attending within 3 months - Adults	88	455	19.3%	16.4%	15.7%	15.9%
% of FP17s for the same patient ID Re-attending between 3 & 9 months - Children	117	169	69.2%	55.5%	60.6%	58.1%
% of FP17s for the same patient ID Re-attending between 3 & 9 months - Adults	198	455	43.5%	48.7%	52.0%	50.6%
% of FP17s for Band 1 Urgent Courses	45	601	7.5%	10.7%	9.6%	9.1%
% of FP17s Relating to Free Repair or Replacements	0	601	0.0%	0.6%	0.7%	0.8%
% of FP17s Relating to Continuations	16	601	2.7%	0.8%	1.0%	1.1%
% of Patients satisfied with the dentistry they have received	0	0	N/A	89.6%	91.6%	91.4%
% of Patients satisfied with the time they had to wait for an appointment	0	0	N/A	87.0%	87.9%	87.7%

* This is based on patients treated on this contract for their most recent course of treatment. Figures in italics indicate the base number of FP17s or Patient Questionnaire responses are less than 100. N/A is shown where the base number of responses is less than 10 during the period. % is calculated as Quantity/Base number*100

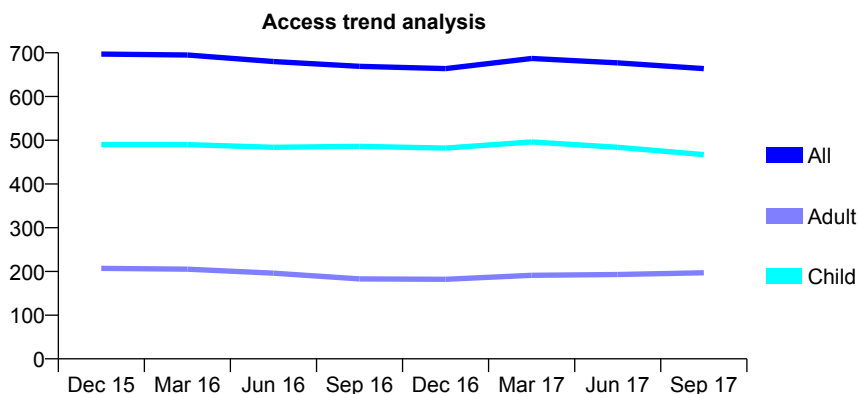
Q67 - Vital Signs At a Glance Contract Report for 810177/0001 - September 2017

Name or company name	MR CJ BAKER
Contract type name	GDS Contract
Purpose of contract	General
Contract start date	01/04/2006
Contract end date	

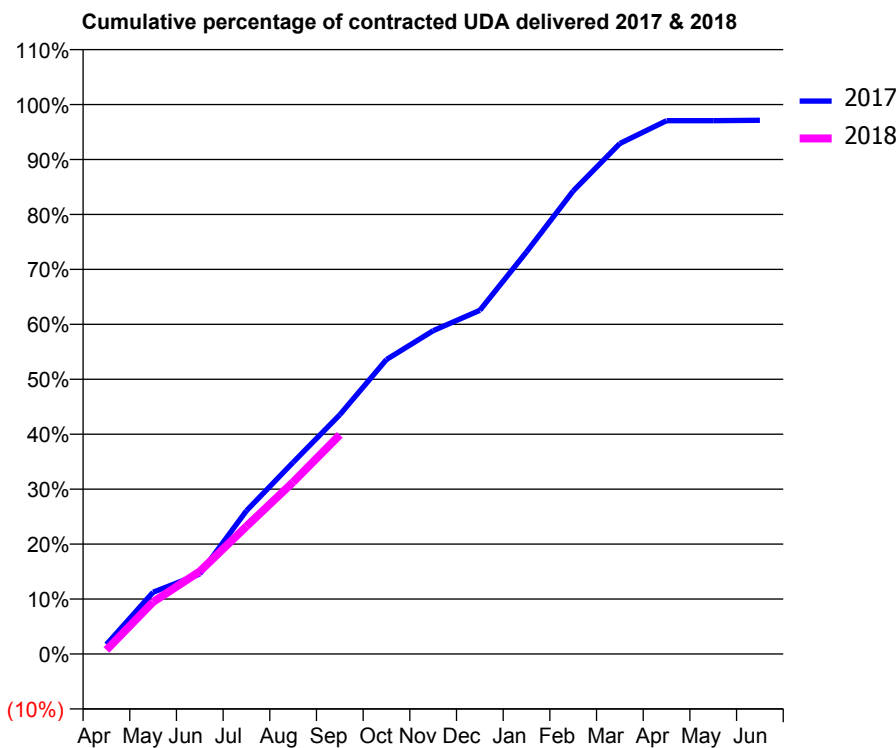
17/18 Contracted general activity (UDA)	1,400
Carry forward general activity (UDA)	40
17/18 Contracted orthodontic activity (UOA)	0
Carry forward orthodontic activity (UOA)	0
Baseline contract value	£31,470.66

ACCESS*

Patients seen in 24 months	Total	Change since previous quarter
Quarter ending September 2016	669	
Quarter ending December 2016	664	→
Quarter ending March 2017	687	↑
Quarter ending June 2017	677	↓
Quarter ending September 2017	664	↓
Variance since September 2016	(0.7%)	→



ACTIVITY



Month	Adjusted Scheduled Activity (UDA)	
	2017	2018
April	24	10
May	158	133
June	204	211
July	365	325
August	488	438
September	610	558
October	750	
November	824	
December	876	
January	1,025	
February	1,180	
March	1,301	
April	1,359	
May	1,359	
June	1,360	

QUALITY

	Quantity	Base Number	Contract	AT	Region	England
% of FP17s for the same patient ID Re-attending within 3 months - Children	16	343	4.7%	11.4%	11.4%	11.9%
% of FP17s for the same patient ID Re-attending within 3 months - Adults	11	103	10.7%	16.4%	15.7%	15.9%
% of FP17s for the same patient ID Re-attending between 3 & 9 months - Children	208	343	60.6%	55.5%	60.6%	58.1%
% of FP17s for the same patient ID Re-attending between 3 & 9 months - Adults	40	103	38.8%	48.7%	52.0%	50.6%
% of FP17s for Band 1 Urgent Courses	12	401	3.0%	10.7%	9.6%	9.1%
% of FP17s Relating to Free Repair or Replacements	0	401	0.0%	0.6%	0.7%	0.8%
% of FP17s Relating to Continuations	0	401	0.0%	0.8%	1.0%	1.1%
% of Patients satisfied with the dentistry they have received	1	1	N/A	89.6%	91.6%	91.4%
% of Patients satisfied with the time they had to wait for an appointment	1	1	N/A	87.0%	87.9%	87.7%

* This is based on patients treated on this contract for their most recent course of treatment. Figures in italics indicate the base number of FP17s or Patient Questionnaire responses are less than 100. N/A is shown where the base number of responses is less than 10 during the period. % is calculated as Quantity/Base number*100

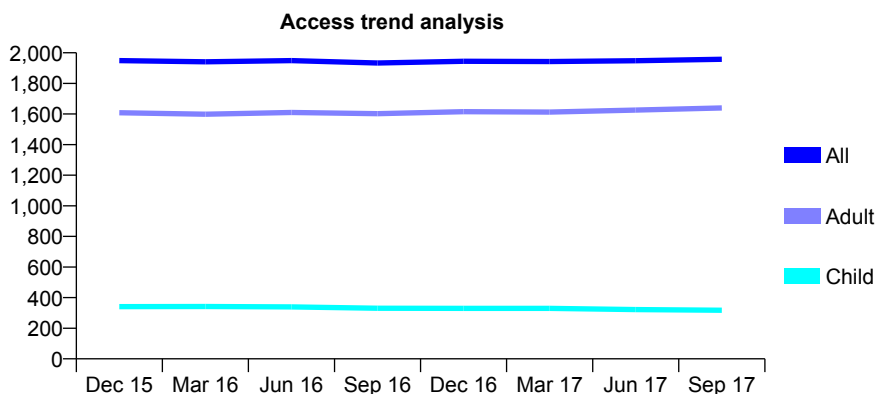
Q67 - Vital Signs At a Glance Contract Report for 817600/0001 - September 2017

Name or company name	MR RA LAURENS
Contract type name	GDS Contract
Purpose of contract	General
Contract start date	01/04/2006
Contract end date	

17/18 Contracted general activity (UDA)	7,275
Carry forward general activity (UDA)	-19
17/18 Contracted orthodontic activity (UOA)	0
Carry forward orthodontic activity (UOA)	0
Baseline contract value	£191,390.63

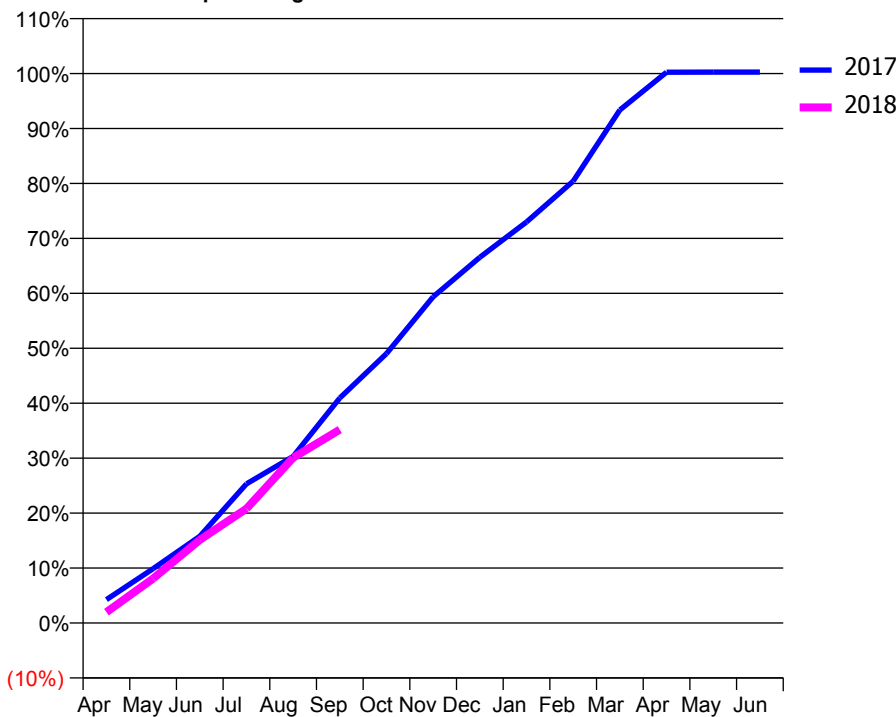
ACCESS*

Patients seen in 24 months	Total	Change since previous quarter
Quarter ending September 2016	1,933	
Quarter ending December 2016	1,945	→
Quarter ending March 2017	1,943	→
Quarter ending June 2017	1,948	→
Quarter ending September 2017	1,958	→
Variance since September 2016	1.3%	→



ACTIVITY

Cumulative percentage of contracted UDA delivered 2017 & 2018



Month	Adjusted Scheduled Activity (UDA)	
	2017	2018
April	310	145
May	719	589
June	1,148	1,101
July	1,843	1,514
August	2,206	2,188
September	2,979	2,561
October	3,568	
November	4,319	
December	4,842	
January	5,310	
February	5,849	
March	6,793	
April	7,291	
May	7,294	
June	7,294	

QUALITY

	Quantity	Base Number	Contract	AT	Region	England
% of FP17s for the same patient ID Re-attending within 3 months - Children	8	256	3.1%	11.4%	11.4%	11.9%
% of FP17s for the same patient ID Re-attending within 3 months - Adults	79	1,291	6.1%	16.4%	15.7%	15.9%
% of FP17s for the same patient ID Re-attending between 3 & 9 months - Children	187	256	73.0%	55.5%	60.6%	58.1%
% of FP17s for the same patient ID Re-attending between 3 & 9 months - Adults	1,007	1,291	78.0%	48.7%	52.0%	50.6%
% of FP17s for Band 1 Urgent Courses	54	1,409	3.8%	10.7%	9.6%	9.1%
% of FP17s Relating to Free Repair or Replacements	3	1,409	0.2%	0.6%	0.7%	0.8%
% of FP17s Relating to Continuations	0	1,409	0.0%	0.8%	1.0%	1.1%
% of Patients satisfied with the dentistry they have received	4	4	N/A	89.6%	91.6%	91.4%
% of Patients satisfied with the time they had to wait for an appointment	3	4	N/A	87.0%	87.9%	87.7%

* This is based on patients treated on this contract for their most recent course of treatment. Figures in italics indicate the base number of FP17s or Patient Questionnaire responses are less than 100. N/A is shown where the base number of responses is less than 10 during the period. % is calculated as Quantity/Base number*100

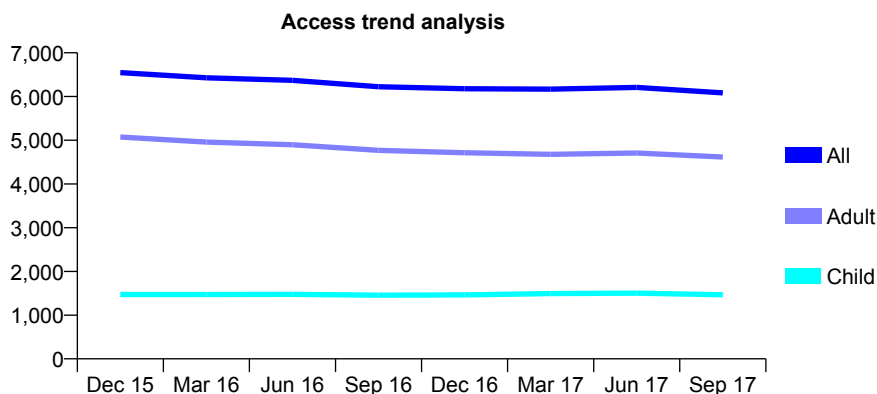
Q67 - Vital Signs At a Glance Contract Report for 820008/0001 - September 2017

Name or company name	MR PW MAUTHE
Contract type name	GDS Contract
Purpose of contract	General
Contract start date	01/04/2006
Contract end date	

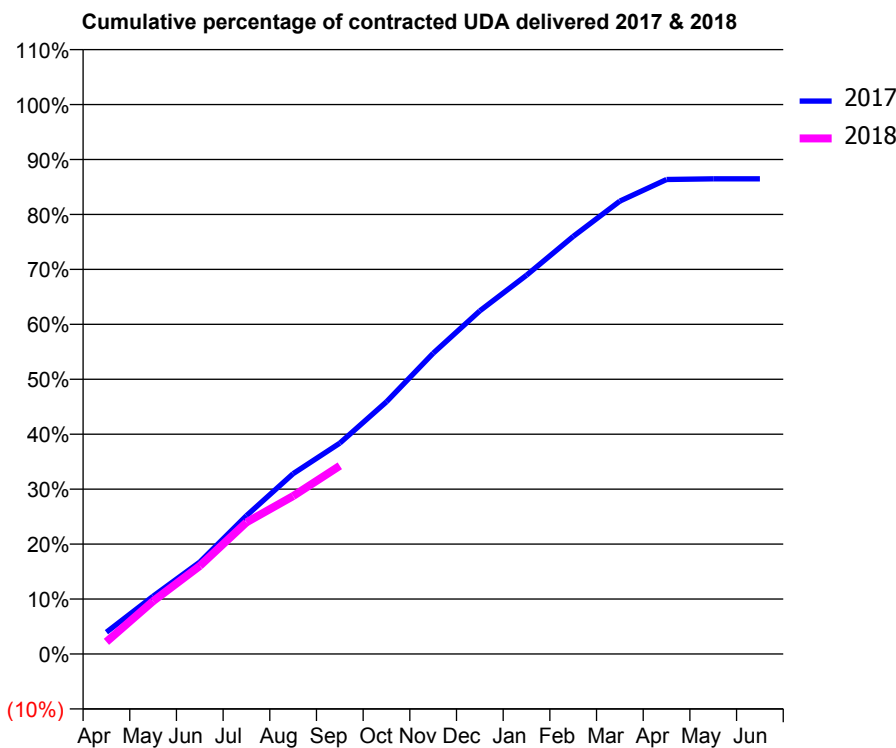
17/18 Contracted general activity (UDA)	17,666
Carry forward general activity (UDA)	0
17/18 Contracted orthodontic activity (UOA)	0
Carry forward orthodontic activity (UOA)	0
Baseline contract value	£436,864.78

ACCESS*

Patients seen in 24 months	Total	Change since previous quarter
Quarter ending September 2016	6,225	
Quarter ending December 2016	6,177	→
Quarter ending March 2017	6,170	→
Quarter ending June 2017	6,210	→
Quarter ending September 2017	6,083	↓
Variance since September 2016	(2.3%)	↓



ACTIVITY



Month	Adjusted Scheduled Activity (UDA)	
	2017	2018
April	703	393
May	1,857	1,698
June	2,954	2,830
July	4,449	4,234
August	5,799	5,079
September	6,780	6,049
October	8,110	
November	9,671	
December	11,033	
January	12,176	
February	13,425	
March	14,559	
April	15,254	
May	15,278	
June	15,278	

QUALITY

	Quantity	Base Number	Contract	AT	Region	England
% of FP17s for the same patient ID Re-attending within 3 months - Children	41	887	4.6%	11.4%	11.4%	11.9%
% of FP17s for the same patient ID Re-attending within 3 months - Adults	417	2,705	15.4%	16.4%	15.7%	15.9%
% of FP17s for the same patient ID Re-attending between 3 & 9 months - Children	420	887	47.4%	55.5%	60.6%	58.1%
% of FP17s for the same patient ID Re-attending between 3 & 9 months - Adults	1,117	2,705	41.3%	48.7%	52.0%	50.6%
% of FP17s for Band 1 Urgent Courses	311	3,037	10.2%	10.7%	9.6%	9.1%
% of FP17s Relating to Free Repair or Replacements	23	3,037	0.8%	0.6%	0.7%	0.8%
% of FP17s Relating to Continuations	46	3,037	1.5%	0.8%	1.0%	1.1%
% of Patients satisfied with the dentistry they have received	23	26	88.5%	89.6%	91.6%	91.4%
% of Patients satisfied with the time they had to wait for an appointment	21	26	80.8%	87.0%	87.9%	87.7%

* This is based on patients treated on this contract for their most recent course of treatment. Figures in italics indicate the base number of FP17s or Patient Questionnaire responses are less than 100. N/A is shown where the base number of responses is less than 10 during the period. % is calculated as Quantity/Base number*100

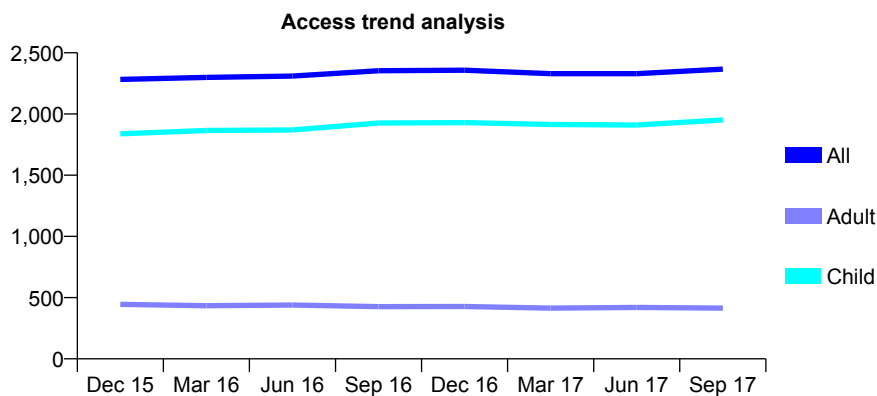
Q67 - Vital Signs At a Glance Contract Report for 822671/0001 - September 2017

Name or company name	MR SV PETER
Contract type name	GDS Contract
Purpose of contract	General
Contract start date	01/04/2006
Contract end date	

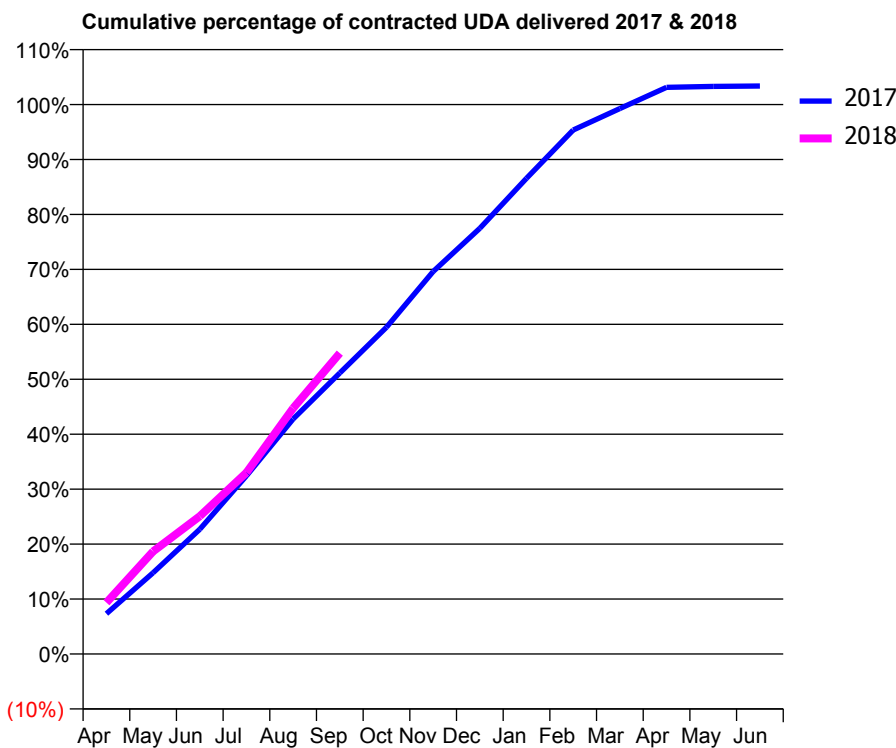
17/18 Contracted general activity (UDA)	4,900
Carry forward general activity (UDA)	-98
17/18 Contracted orthodontic activity (UOA)	0
Carry forward orthodontic activity (UOA)	0
Baseline contract value	£121,172.73

ACCESS*

Patients seen in 24 months	Total	Change since previous quarter
Quarter ending September 2016	2,353	
Quarter ending December 2016	2,358	→
Quarter ending March 2017	2,329	↓
Quarter ending June 2017	2,330	→
Quarter ending September 2017	2,367	→
Variance since September 2016	0.6%	→



ACTIVITY



Month	Adjusted Scheduled Activity (UDA)	
	2017	2018
April	359	459
May	725	915
June	1,113	1,229
July	1,589	1,618
August	2,096	2,192
September	2,505	2,684
October	2,914	
November	3,411	
December	3,796	
January	4,242	
February	4,673	
March	4,864	
April	5,053	
May	5,062	
June	5,065	

QUALITY

	Quantity	Base Number	Contract	AT	Region	England
% of FP17s for the same patient ID Re-attending within 3 months - Children	103	1,551	6.6%	11.4%	11.4%	11.9%
% of FP17s for the same patient ID Re-attending within 3 months - Adults	27	175	15.4%	16.4%	15.7%	15.9%
% of FP17s for the same patient ID Re-attending between 3 & 9 months - Children	835	1,551	53.8%	55.5%	60.6%	58.1%
% of FP17s for the same patient ID Re-attending between 3 & 9 months - Adults	87	175	49.7%	48.7%	52.0%	50.6%
% of FP17s for Band 1 Urgent Courses	64	1,607	4.0%	10.7%	9.6%	9.1%
% of FP17s Relating to Free Repair or Replacements	0	1,607	0.0%	0.6%	0.7%	0.8%
% of FP17s Relating to Continuations	1	1,607	0.1%	0.8%	1.0%	1.1%
% of Patients satisfied with the dentistry they have received	6	6	N/A	89.6%	91.6%	91.4%
% of Patients satisfied with the time they had to wait for an appointment	6	6	N/A	87.0%	87.9%	87.7%

* This is based on patients treated on this contract for their most recent course of treatment. Figures in italics indicate the base number of FP17s or Patient Questionnaire responses are less than 100. N/A is shown where the base number of responses is less than 10 during the period. % is calculated as Quantity/Base number*100

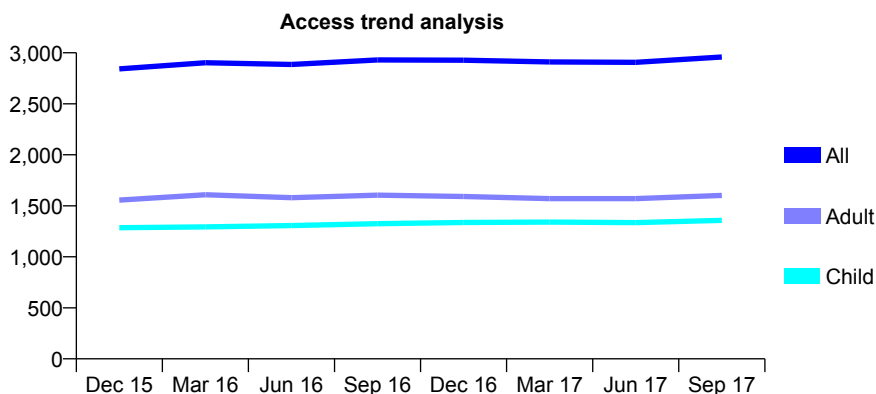
Q67 - Vital Signs At a Glance Contract Report for 828963/0001 - September 2017

Name or company name	MR SM PEARCE
Contract type name	GDS Contract
Purpose of contract	General
Contract start date	01/04/2006
Contract end date	

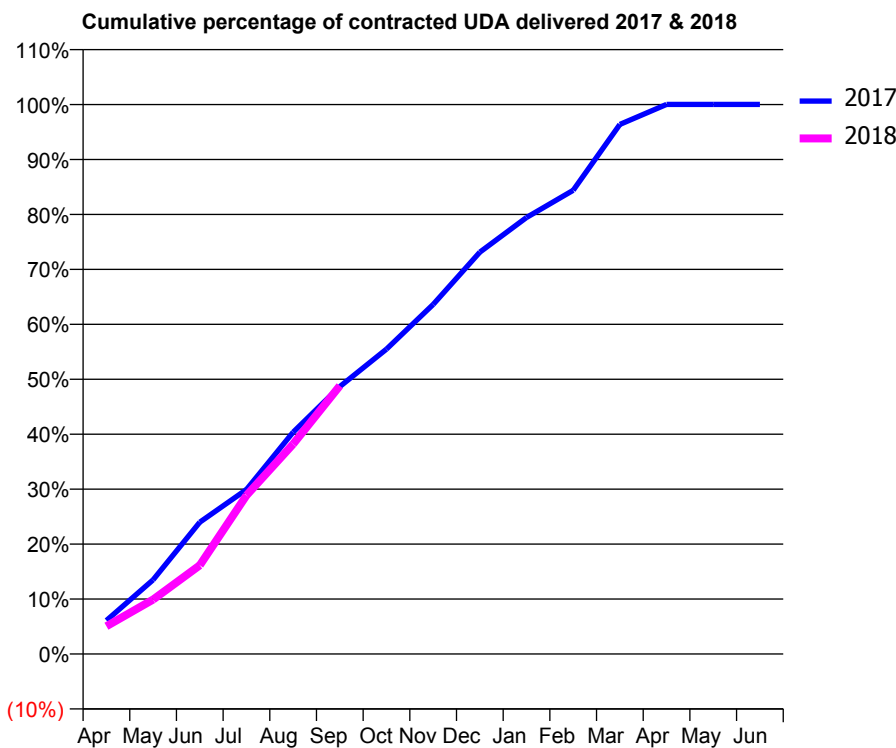
17/18 Contracted general activity (UDA)	4,413
Carry forward general activity (UDA)	-1
17/18 Contracted orthodontic activity (UOA)	0
Carry forward orthodontic activity (UOA)	0
Baseline contract value	£109,129.66

ACCESS*

Patients seen in 24 months	Total	Change since previous quarter
Quarter ending September 2016	2,930	
Quarter ending December 2016	2,928	→
Quarter ending March 2017	2,911	→
Quarter ending June 2017	2,906	→
Quarter ending September 2017	2,959	→
Variance since September 2016	1.0%	→



ACTIVITY



Month	Adjusted Scheduled Activity (UDA)	
	2017	2018
April	269	223
May	596	437
June	1,058	713
July	1,321	1,274
August	1,781	1,686
September	2,147	2,154
October	2,448	
November	2,807	
December	3,227	
January	3,505	
February	3,724	
March	4,253	
April	4,413	
May	4,413	
June	4,413	

QUALITY

	Quantity	Base Number	Contract	AT	Region	England
% of FP17s for the same patient ID Re-attending within 3 months - Children	46	842	5.5%	11.4%	11.4%	11.9%
% of FP17s for the same patient ID Re-attending within 3 months - Adults	27	879	3.1%	16.4%	15.7%	15.9%
% of FP17s for the same patient ID Re-attending between 3 & 9 months - Children	411	842	48.8%	55.5%	60.6%	58.1%
% of FP17s for the same patient ID Re-attending between 3 & 9 months - Adults	347	879	39.5%	48.7%	52.0%	50.6%
% of FP17s for Band 1 Urgent Courses	0	1,599	0.0%	10.7%	9.6%	9.1%
% of FP17s Relating to Free Repair or Replacements	0	1,599	0.0%	0.6%	0.7%	0.8%
% of FP17s Relating to Continuations	13	1,599	0.8%	0.8%	1.0%	1.1%
% of Patients satisfied with the dentistry they have received	11	11	100.0%	89.6%	91.6%	91.4%
% of Patients satisfied with the time they had to wait for an appointment	10	11	90.9%	87.0%	87.9%	87.7%

* This is based on patients treated on this contract for their most recent course of treatment. Figures in italics indicate the base number of FP17s or Patient Questionnaire responses are less than 100. N/A is shown where the base number of responses is less than 10 during the period. % is calculated as Quantity/Base number*100

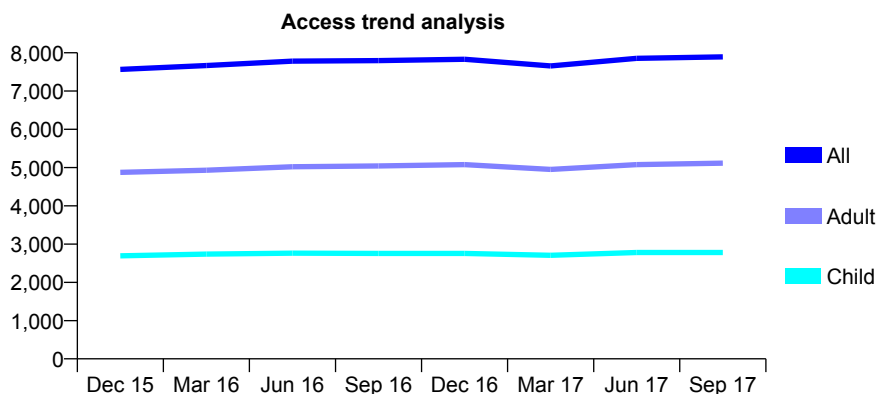
Q67 - Vital Signs At a Glance Contract Report for 829285/0003 - September 2017

Name or company name	MRS CO ADELOYE
Contract type name	GDS Contract
Purpose of contract	General
Contract start date	08/12/2006
Contract end date	

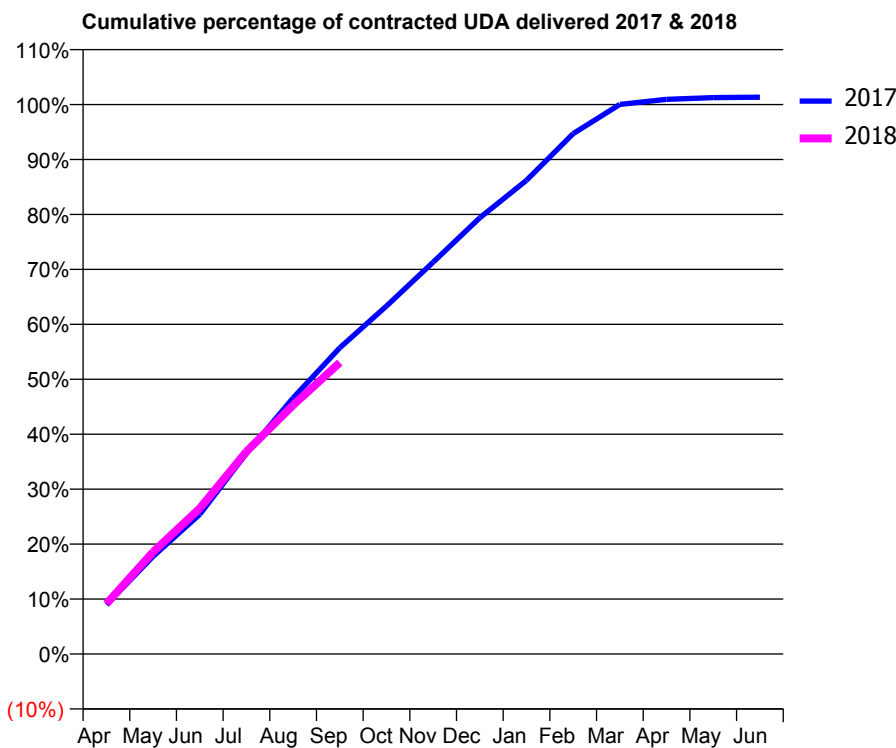
17/18 Contracted general activity (UDA)	21,200
Carry forward general activity (UDA)	-280
17/18 Contracted orthodontic activity (UOA)	0
Carry forward orthodontic activity (UOA)	0
Baseline contract value	£520,839.15

ACCESS*

Patients seen in 24 months	Total	Change since previous quarter
Quarter ending September 2016	7,797	
Quarter ending December 2016	7,831	→
Quarter ending March 2017	7,658	↓
Quarter ending June 2017	7,856	↑
Quarter ending September 2017	7,895	→
Variance since September 2016	1.3%	→



ACTIVITY



Month	Adjusted Scheduled Activity (UDA)	
	2017	2018
April	1,899	1,935
May	3,768	3,940
June	5,387	5,621
July	7,739	7,813
August	9,880	9,605
September	11,816	11,244
October	13,426	
November	15,120	
December	16,832	
January	18,277	
February	20,077	
March	21,204	
April	21,398	
May	21,465	
June	21,480	

QUALITY

	Quantity	Base Number	Contract	AT	Region	England
% of FP17s for the same patient ID Re-attending within 3 months - Children	105	1,682	6.2%	11.4%	11.4%	11.9%
% of FP17s for the same patient ID Re-attending within 3 months - Adults	440	3,093	14.2%	16.4%	15.7%	15.9%
% of FP17s for the same patient ID Re-attending between 3 & 9 months - Children	661	1,682	39.3%	55.5%	60.6%	58.1%
% of FP17s for the same patient ID Re-attending between 3 & 9 months - Adults	1,121	3,093	36.2%	48.7%	52.0%	50.6%
% of FP17s for Band 1 Urgent Courses	422	4,577	9.2%	10.7%	9.6%	9.1%
% of FP17s Relating to Free Repair or Replacements	64	4,577	1.4%	0.6%	0.7%	0.8%
% of FP17s Relating to Continuations	14	4,577	0.3%	0.8%	1.0%	1.1%
% of Patients satisfied with the dentistry they have received	14	15	93.3%	89.6%	91.6%	91.4%
% of Patients satisfied with the time they had to wait for an appointment	14	15	93.3%	87.0%	87.9%	87.7%

* This is based on patients treated on this contract for their most recent course of treatment. Figures in italics indicate the base number of FP17s or Patient Questionnaire responses are less than 100. N/A is shown where the base number of responses is less than 10 during the period. % is calculated as Quantity/Base number*100

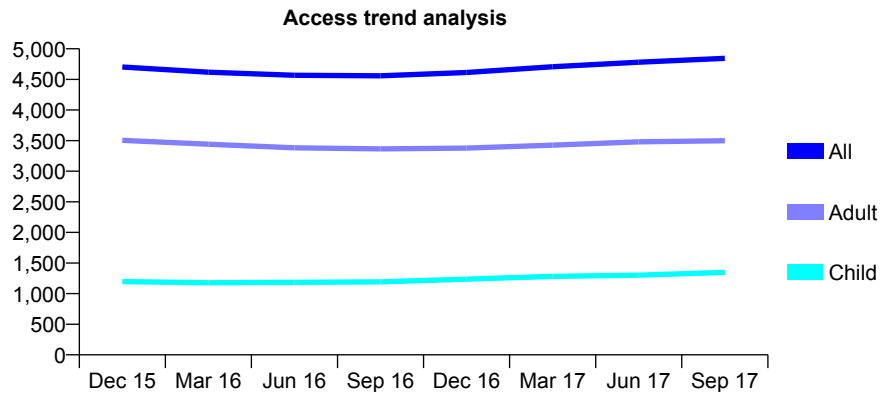
Q67 - Vital Signs At a Glance Contract Report for 829285/0004 - September 2017

Name or company name	MRS CO ADELOYE
Contract type name	GDS Contract
Purpose of contract	General
Contract start date	02/07/2007
Contract end date	

17/18 Contracted general activity (UDA)	16,500
Carry forward general activity (UDA)	0
17/18 Contracted orthodontic activity (UOA)	0
Carry forward orthodontic activity (UOA)	0
Baseline contract value	£358,155.65

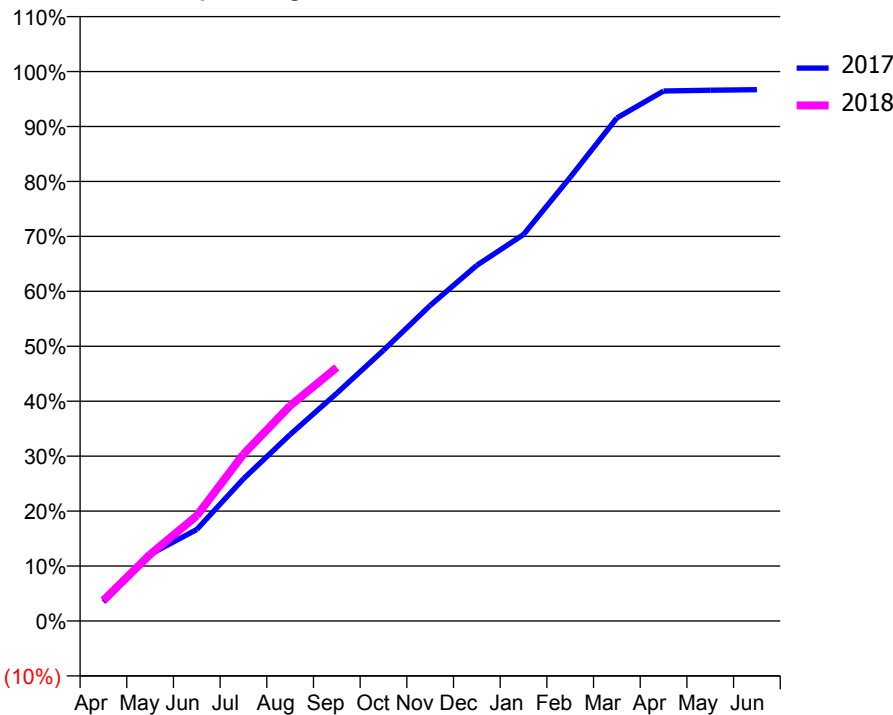
ACCESS*

Patients seen in 24 months	Total	Change since previous quarter
Quarter ending September 2016	4,558	
Quarter ending December 2016	4,614	→
Quarter ending March 2017	4,708	↑
Quarter ending June 2017	4,782	→
Quarter ending September 2017	4,845	→
Variance since September 2016	6.3%	↑



ACTIVITY

Cumulative percentage of contracted UDA delivered 2017 & 2018



Month	Adjusted Scheduled Activity (UDA)	
	2017	2018
April	575	619
May	2,002	1,998
June	2,749	3,162
July	4,269	5,011
August	5,599	6,466
September	6,842	7,614
October	8,129	
November	9,477	
December	10,679	
January	11,604	
February	13,323	
March	15,105	
April	15,915	
May	15,939	
June	15,954	

QUALITY

	Quantity	Base Number	Contract	AT	Region	England
% of FP17s for the same patient ID Re-attending within 3 months - Children	71	873	8.1%	11.4%	11.4%	11.9%
% of FP17s for the same patient ID Re-attending within 3 months - Adults	407	2,290	17.8%	16.4%	15.7%	15.9%
% of FP17s for the same patient ID Re-attending between 3 & 9 months - Children	418	873	47.9%	55.5%	60.6%	58.1%
% of FP17s for the same patient ID Re-attending between 3 & 9 months - Adults	889	2,290	38.8%	48.7%	52.0%	50.6%
% of FP17s for Band 1 Urgent Courses	357	2,837	12.6%	10.7%	9.6%	9.1%
% of FP17s Relating to Free Repair or Replacements	24	2,837	0.8%	0.6%	0.7%	0.8%
% of FP17s Relating to Continuations	31	2,837	1.1%	0.8%	1.0%	1.1%
% of Patients satisfied with the dentistry they have received	5	6	N/A	89.6%	91.6%	91.4%
% of Patients satisfied with the time they had to wait for an appointment	5	6	N/A	87.0%	87.9%	87.7%

* This is based on patients treated on this contract for their most recent course of treatment. Figures in italics indicate the base number of FP17s or Patient Questionnaire responses are less than 100. N/A is shown where the base number of responses is less than 10 during the period. % is calculated as Quantity/Base number*100

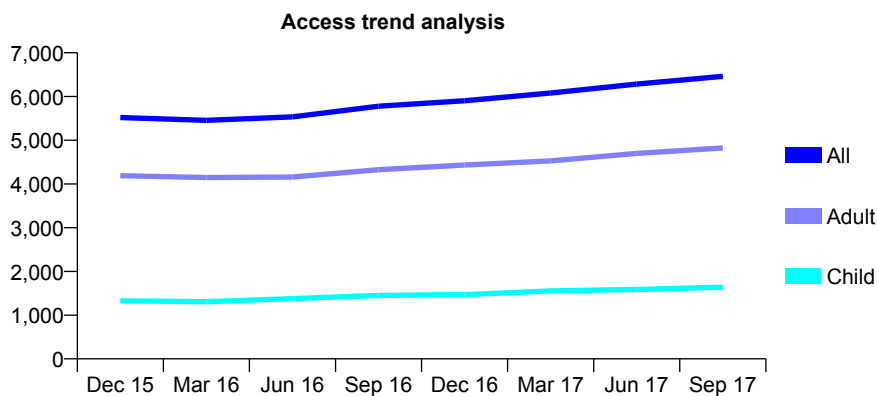
Q67 - Vital Signs At a Glance Contract Report for 829285/0005 - September 2017

Name or company name	MRS CO ADELOYE
Contract type name	GDS Contract
Purpose of contract	General
Contract start date	01/06/2008
Contract end date	

17/18 Contracted general activity (UDA)	18,000
Carry forward general activity (UDA)	118
17/18 Contracted orthodontic activity (UOA)	0
Carry forward orthodontic activity (UOA)	0
Baseline contract value	£432,406.49

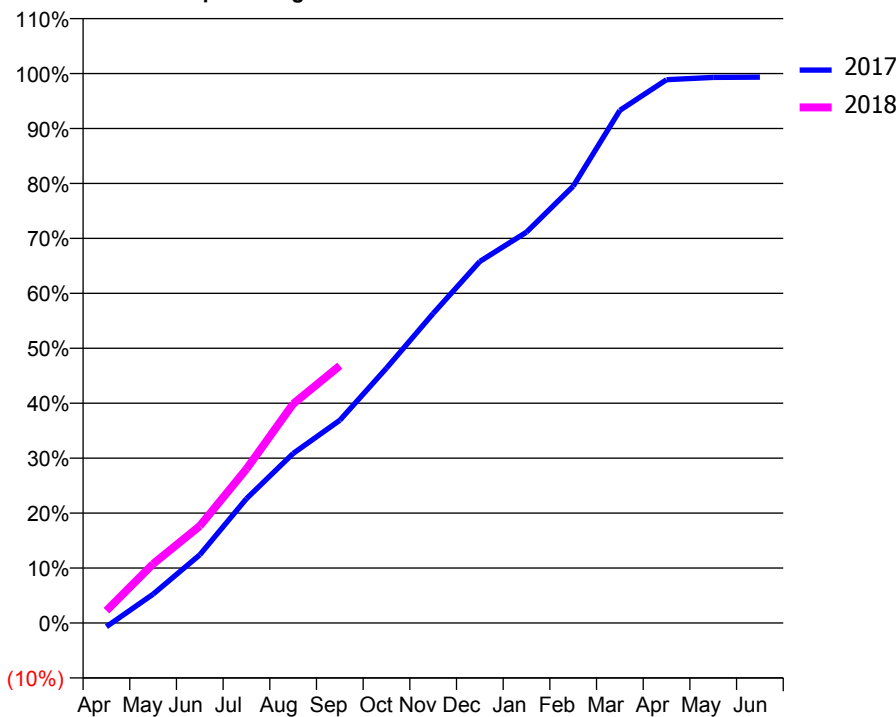
ACCESS*

Patients seen in 24 months	Total	Change since previous quarter
Quarter ending September 2016	5,777	
Quarter ending December 2016	5,904	↑
Quarter ending March 2017	6,080	↑
Quarter ending June 2017	6,286	↑
Quarter ending September 2017	6,462	↑
Variance since September 2016	11.9%	↑



ACTIVITY

Cumulative percentage of contracted UDA delivered 2017 & 2018



Month	Adjusted Scheduled Activity (UDA)	
	2017	2018
April	-124	406
May	944	1,938
June	2,233	3,178
July	4,074	5,048
August	5,555	7,180
September	6,643	8,428
October	8,348	
November	10,142	
December	11,845	
January	12,807	
February	14,306	
March	16,792	
April	17,797	
May	17,874	
June	17,882	

QUALITY

	Quantity	Base Number	Contract	AT	Region	England
% of FP17s for the same patient ID Re-attending within 3 months - Children	81	1,031	7.9%	11.4%	11.4%	11.9%
% of FP17s for the same patient ID Re-attending within 3 months - Adults	480	2,946	16.3%	16.4%	15.7%	15.9%
% of FP17s for the same patient ID Re-attending between 3 & 9 months - Children	468	1,031	45.4%	55.5%	60.6%	58.1%
% of FP17s for the same patient ID Re-attending between 3 & 9 months - Adults	1,039	2,946	35.3%	48.7%	52.0%	50.6%
% of FP17s for Band 1 Urgent Courses	303	3,575	8.5%	10.7%	9.6%	9.1%
% of FP17s Relating to Free Repair or Replacements	101	3,575	2.8%	0.6%	0.7%	0.8%
% of FP17s Relating to Continuations	69	3,575	1.9%	0.8%	1.0%	1.1%
% of Patients satisfied with the dentistry they have received	24	24	100.0%	89.6%	91.6%	91.4%
% of Patients satisfied with the time they had to wait for an appointment	20	24	83.3%	87.0%	87.9%	87.7%

* This is based on patients treated on this contract for their most recent course of treatment. Figures in italics indicate the base number of FP17s or Patient Questionnaire responses are less than 100. N/A is shown where the base number of responses is less than 10 during the period. % is calculated as Quantity/Base number*100

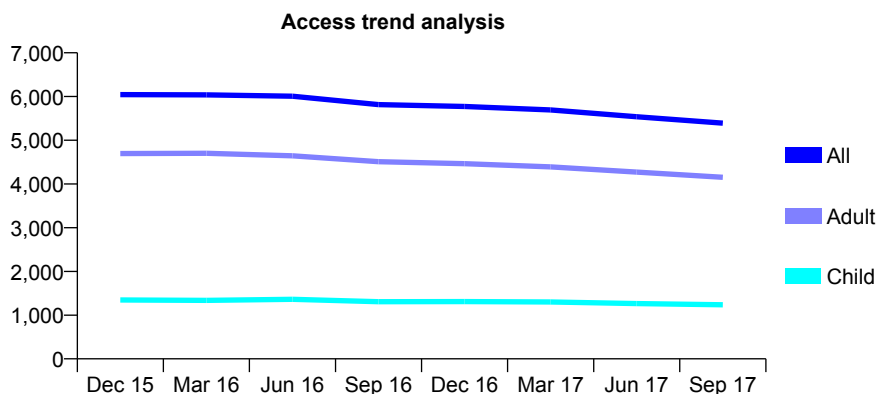
Q67 - Vital Signs At a Glance Contract Report for 844292/0001 - September 2017

Name or company name	Mr Vikas Patel
Contract type name	GDS Contract
Purpose of contract	General
Contract start date	01/04/2006
Contract end date	

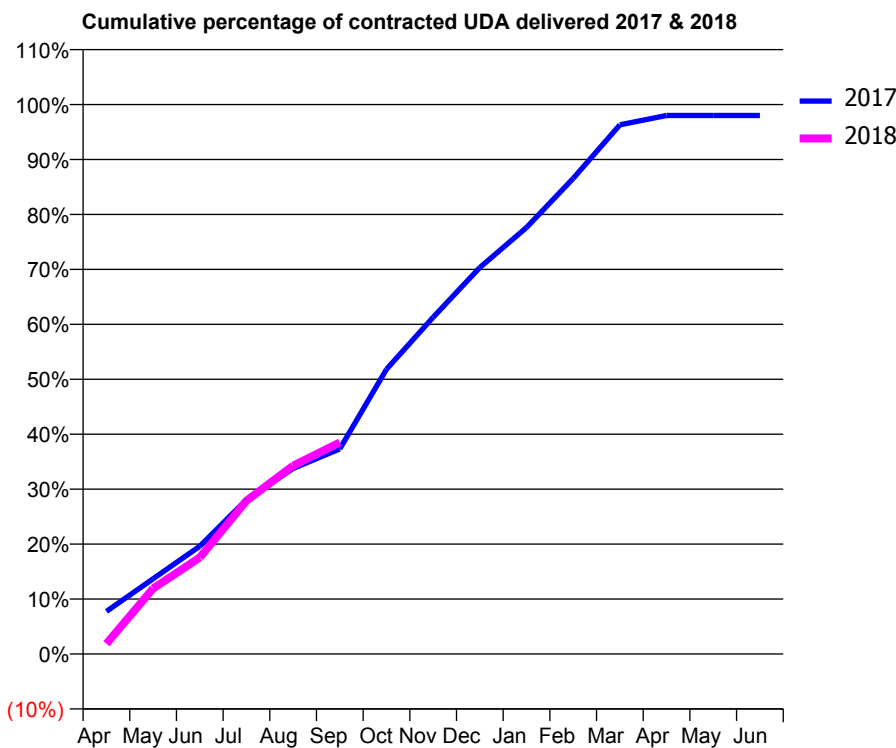
17/18 Contracted general activity (UDA)	15,454
Carry forward general activity (UDA)	0
17/18 Contracted orthodontic activity (UOA)	0
Carry forward orthodontic activity (UOA)	0
Baseline contract value	£386,357.13

ACCESS*

Patients seen in 24 months	Total	Change since previous quarter
Quarter ending September 2016	5,816	
Quarter ending December 2016	5,773	→
Quarter ending March 2017	5,692	↓
Quarter ending June 2017	5,537	↓
Quarter ending September 2017	5,392	↓
Variance since September 2016	(7.3%)	↓



ACTIVITY



Month	Adjusted Scheduled Activity (UDA)	
	2017	2018
April	1,197	289
May	2,117	1,842
June	3,034	2,714
July	4,340	4,312
August	5,217	5,297
September	5,770	5,949
October	8,008	
November	9,470	
December	10,870	
January	11,994	
February	13,374	
March	14,884	
April	15,145	
May	15,146	
June	15,146	

QUALITY

	Quantity	Base Number	Contract	AT	Region	England
% of FP17s for the same patient ID Re-attending within 3 months - Children	77	857	9.0%	11.4%	11.4%	11.9%
% of FP17s for the same patient ID Re-attending within 3 months - Adults	369	2,475	14.9%	16.4%	15.7%	15.9%
% of FP17s for the same patient ID Re-attending between 3 & 9 months - Children	447	857	52.2%	55.5%	60.6%	58.1%
% of FP17s for the same patient ID Re-attending between 3 & 9 months - Adults	1,259	2,475	50.9%	48.7%	52.0%	50.6%
% of FP17s for Band 1 Urgent Courses	311	3,208	9.7%	10.7%	9.6%	9.1%
% of FP17s Relating to Free Repair or Replacements	31	3,208	1.0%	0.6%	0.7%	0.8%
% of FP17s Relating to Continuations	10	3,208	0.3%	0.8%	1.0%	1.1%
% of Patients satisfied with the dentistry they have received	5	8	N/A	89.6%	91.6%	91.4%
% of Patients satisfied with the time they had to wait for an appointment	6	8	N/A	87.0%	87.9%	87.7%

* This is based on patients treated on this contract for their most recent course of treatment. Figures in italics indicate the base number of FP17s or Patient Questionnaire responses are less than 100. N/A is shown where the base number of responses is less than 10 during the period. % is calculated as Quantity/Base number*100

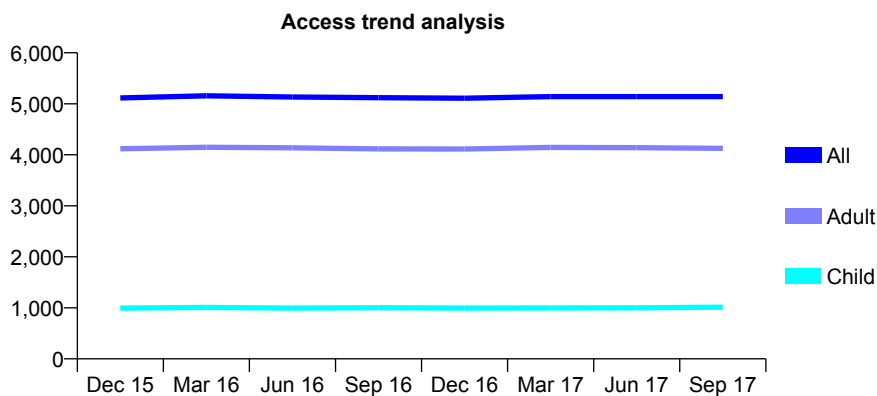
Q67 - Vital Signs At a Glance Contract Report for 847259/0001 - September 2017

Name or company name	MR GT HAMILL
Contract type name	GDS Contract
Purpose of contract	General
Contract start date	01/04/2006
Contract end date	

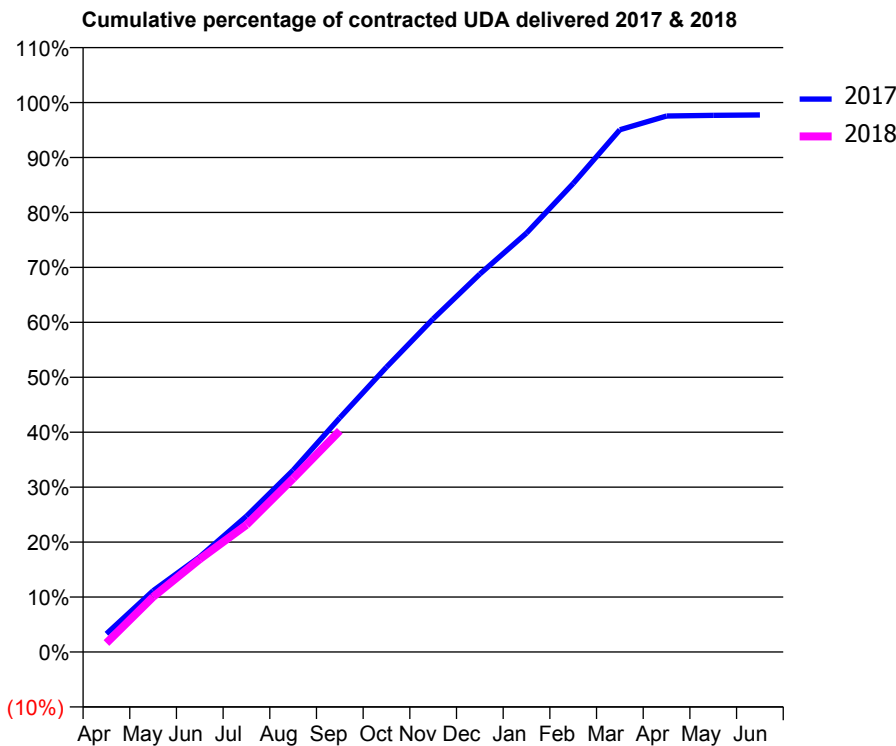
17/18 Contracted general activity (UDA)	18,773
Carry forward general activity (UDA)	427
17/18 Contracted orthodontic activity (UOA)	0
Carry forward orthodontic activity (UOA)	0
Baseline contract value	£422,000.77

ACCESS*

Patients seen in 24 months	Total	Change since previous quarter
Quarter ending September 2016	5,119	
Quarter ending December 2016	5,109	→
Quarter ending March 2017	5,142	→
Quarter ending June 2017	5,142	→
Quarter ending September 2017	5,142	→
Variance since September 2016	0.4%	→



ACTIVITY



Month	Adjusted Scheduled Activity (UDA)	
	2017	2018
April	621	306
May	2,093	1,884
June	3,257	3,173
July	4,639	4,343
August	6,211	5,931
September	8,003	7,558
October	9,731	
November	11,382	
December	12,913	
January	14,311	
February	16,004	
March	17,844	
April	18,310	
May	18,335	
June	18,346	

QUALITY

	Quantity	Base Number	Contract	AT	Region	England
% of FP17s for the same patient ID Re-attending within 3 months - Children	46	902	5.1%	11.4%	11.4%	11.9%
% of FP17s for the same patient ID Re-attending within 3 months - Adults	434	3,171	13.7%	16.4%	15.7%	15.9%
% of FP17s for the same patient ID Re-attending between 3 & 9 months - Children	653	902	72.4%	55.5%	60.6%	58.1%
% of FP17s for the same patient ID Re-attending between 3 & 9 months - Adults	1,997	3,171	63.0%	48.7%	52.0%	50.6%
% of FP17s for Band 1 Urgent Courses	150	3,861	3.9%	10.7%	9.6%	9.1%
% of FP17s Relating to Free Repair or Replacements	63	3,861	1.6%	0.6%	0.7%	0.8%
% of FP17s Relating to Continuations	82	3,861	2.1%	0.8%	1.0%	1.1%
% of Patients satisfied with the dentistry they have received	25	25	100.0%	89.6%	91.6%	91.4%
% of Patients satisfied with the time they had to wait for an appointment	24	25	96.0%	87.0%	87.9%	87.7%

* This is based on patients treated on this contract for their most recent course of treatment. Figures in italics indicate the base number of FP17s or Patient Questionnaire responses are less than 100. N/A is shown where the base number of responses is less than 10 during the period. % is calculated as Quantity/Base number*100

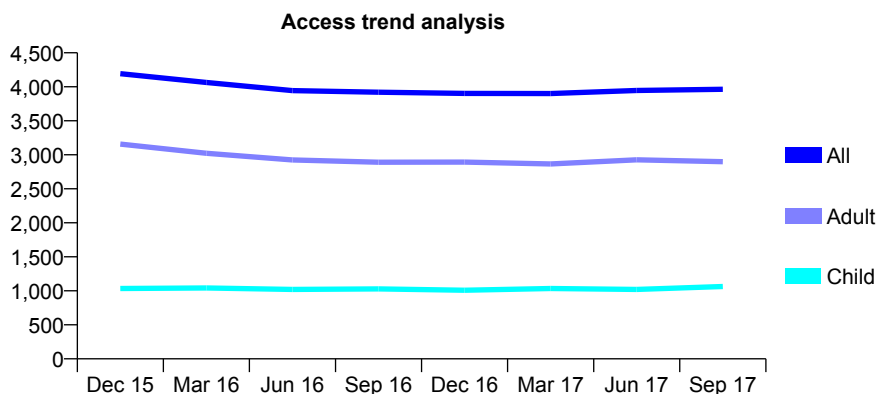
Q67 - Vital Signs At a Glance Contract Report for 848220/0001 - September 2017

Name or company name	MS M RAMZANI
Contract type name	GDS Contract
Purpose of contract	General
Contract start date	01/04/2006
Contract end date	

17/18 Contracted general activity (UDA)	17,760
Carry forward general activity (UDA)	287
17/18 Contracted orthodontic activity (UOA)	0
Carry forward orthodontic activity (UOA)	0
Baseline contract value	£444,003.62

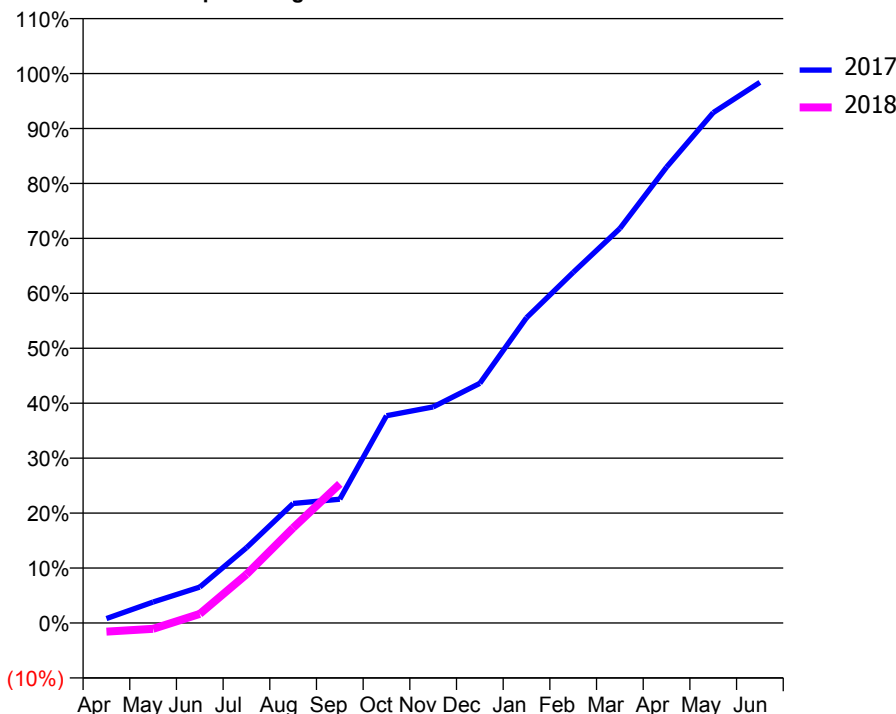
ACCESS*

Patients seen in 24 months	Total	Change since previous quarter
Quarter ending September 2016	3,920	
Quarter ending December 2016	3,903	→
Quarter ending March 2017	3,900	→
Quarter ending June 2017	3,946	→
Quarter ending September 2017	3,963	→
Variance since September 2016	1.1%	→



ACTIVITY

Cumulative percentage of contracted UDA delivered 2017 & 2018



Adjusted Scheduled Activity (UDA)

Month	2017	2018
April	145	-284
May	679	-193
June	1,163	295
July	2,435	1,571
August	3,865	3,076
September	4,003	4,497
October	6,701	
November	6,984	
December	7,747	
January	9,869	
February	11,333	
March	12,750	
April	14,731	
May	16,495	
June	17,472	

QUALITY

	Quantity	Base Number	Contract	AT	Region	England
% of FP17s for the same patient ID Re-attending within 3 months - Children	111	826	13.4%	11.4%	11.4%	11.9%
% of FP17s for the same patient ID Re-attending within 3 months - Adults	315	1,989	15.8%	16.4%	15.7%	15.9%
% of FP17s for the same patient ID Re-attending between 3 & 9 months - Children	361	826	43.7%	55.5%	60.6%	58.1%
% of FP17s for the same patient ID Re-attending between 3 & 9 months - Adults	776	1,989	39.0%	48.7%	52.0%	50.6%
% of FP17s for Band 1 Urgent Courses	163	1,663	9.8%	10.7%	9.6%	9.1%
% of FP17s Relating to Free Repair or Replacements	39	1,663	2.3%	0.6%	0.7%	0.8%
% of FP17s Relating to Continuations	17	1,663	1.0%	0.8%	1.0%	1.1%
% of Patients satisfied with the dentistry they have received	18	22	81.8%	89.6%	91.6%	91.4%
% of Patients satisfied with the time they had to wait for an appointment	17	22	77.3%	87.0%	87.9%	87.7%

* This is based on patients treated on this contract for their most recent course of treatment. Figures in italics indicate the base number of FP17s or Patient Questionnaire responses are less than 100. N/A is shown where the base number of responses is less than 10 during the period. % is calculated as Quantity/Base number*100

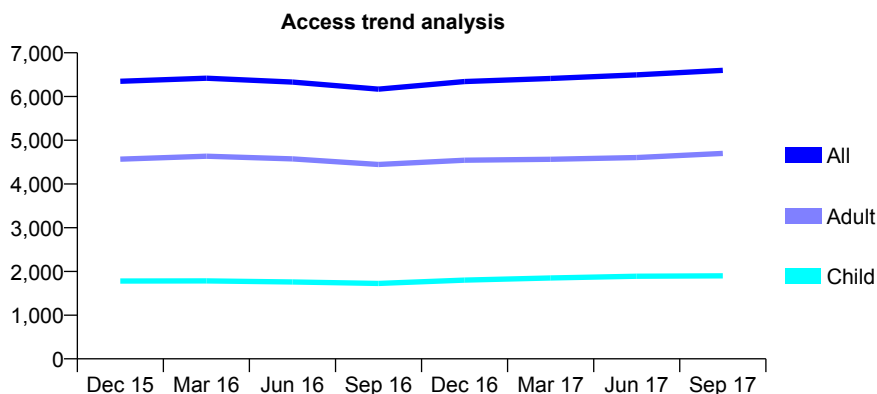
Q67 - Vital Signs At a Glance Contract Report for 855405/0001 - September 2017

Name or company name	MR M VAHID
Contract type name	GDS Contract
Purpose of contract	General
Contract start date	01/02/2007
Contract end date	

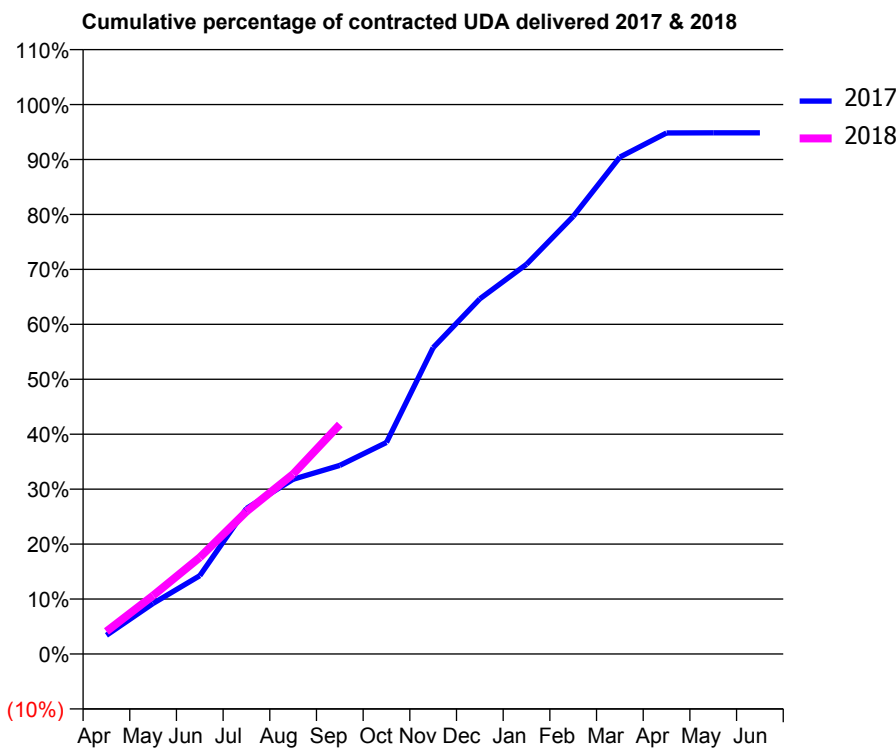
17/18 Contracted general activity (UDA)	17,664
Carry forward general activity (UDA)	0
17/18 Contracted orthodontic activity (UOA)	0
Carry forward orthodontic activity (UOA)	0
Baseline contract value	£436,857.73

ACCESS*

Patients seen in 24 months	Total	Change since previous quarter
Quarter ending September 2016	6,170	
Quarter ending December 2016	6,344	↑
Quarter ending March 2017	6,413	→
Quarter ending June 2017	6,494	→
Quarter ending September 2017	6,598	→
Variance since September 2016	6.9%	↑



ACTIVITY



Month	Adjusted Scheduled Activity (UDA)	
	2017	2018
April	602	727
May	1,625	1,878
June	2,520	3,107
July	4,679	4,582
August	5,620	5,784
September	6,062	7,381
October	6,799	
November	9,847	
December	11,416	
January	12,529	
February	14,068	
March	15,975	
April	16,751	
May	16,754	
June	16,755	

QUALITY

	Quantity	Base Number	Contract	AT	Region	England
% of FP17s for the same patient ID Re-attending within 3 months - Children	89	1,403	6.3%	11.4%	11.4%	11.9%
% of FP17s for the same patient ID Re-attending within 3 months - Adults	477	3,426	13.9%	16.4%	15.7%	15.9%
% of FP17s for the same patient ID Re-attending between 3 & 9 months - Children	836	1,403	59.6%	55.5%	60.6%	58.1%
% of FP17s for the same patient ID Re-attending between 3 & 9 months - Adults	1,881	3,426	54.9%	48.7%	52.0%	50.6%
% of FP17s for Band 1 Urgent Courses	562	4,459	12.6%	10.7%	9.6%	9.1%
% of FP17s Relating to Free Repair or Replacements	0	4,459	0.0%	0.6%	0.7%	0.8%
% of FP17s Relating to Continuations	5	4,459	0.1%	0.8%	1.0%	1.1%
% of Patients satisfied with the dentistry they have received	13	14	92.9%	89.6%	91.6%	91.4%
% of Patients satisfied with the time they had to wait for an appointment	14	14	100.0%	87.0%	87.9%	87.7%

* This is based on patients treated on this contract for their most recent course of treatment. Figures in italics indicate the base number of FP17s or Patient Questionnaire responses are less than 100. N/A is shown where the base number of responses is less than 10 during the period. % is calculated as Quantity/Base number*100

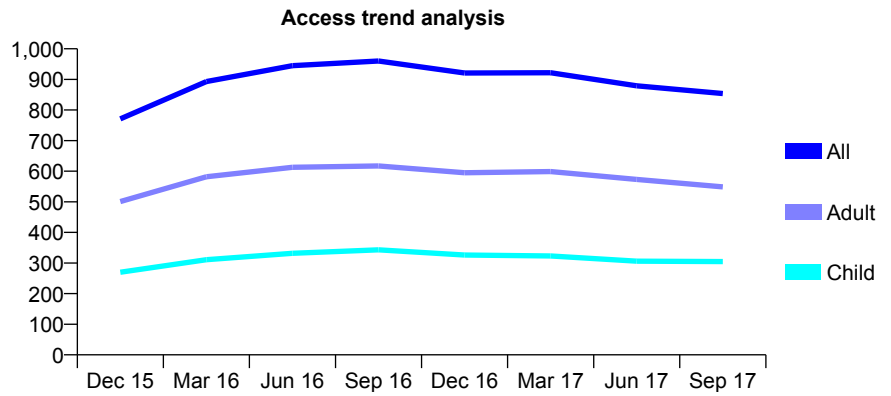
Q67 - Vital Signs At a Glance Contract Report for 859745/0001 - September 2017

Name or company name	MRS TO ILORI
Contract type name	GDS Contract
Purpose of contract	General
Contract start date	13/10/2014
Contract end date	

17/18 Contracted general activity (UDA)	2,003
Carry forward general activity (UDA)	-27
17/18 Contracted orthodontic activity (UOA)	0
Carry forward orthodontic activity (UOA)	0
Baseline contract value	£50,822.90

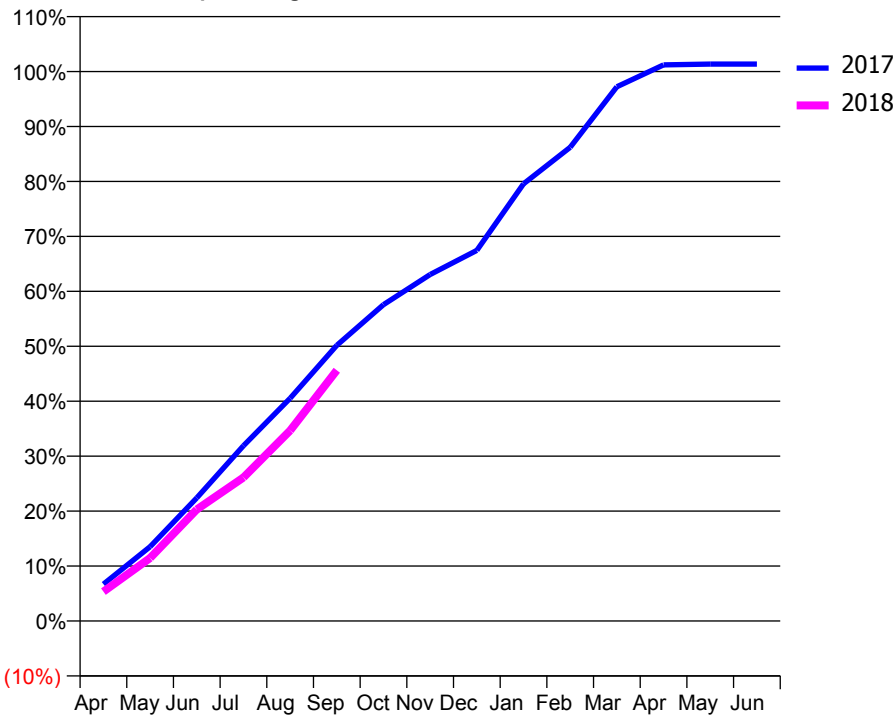
ACCESS*

Patients seen in 24 months	Total	Change since previous quarter
Quarter ending September 2016	960	
Quarter ending December 2016	921	↓
Quarter ending March 2017	922	→
Quarter ending June 2017	879	↓
Quarter ending September 2017	854	↓
Variance since September 2016	(11.0%)	↓



ACTIVITY

Cumulative percentage of contracted UDA delivered 2017 & 2018



Month	Adjusted Scheduled Activity (UDA)	
	2017	2018
April	134	107
May	271	230
June	449	407
July	639	523
August	812	694
September	1,005	914
October	1,153	
November	1,263	
December	1,351	
January	1,594	
February	1,727	
March	1,947	
April	2,027	
May	2,030	
June	2,030	

QUALITY

	Quantity	Base Number	Contract	AT	Region	England
% of FP17s for the same patient ID Re-attending within 3 months - Children	12	201	6.0%	11.4%	11.4%	11.9%
% of FP17s for the same patient ID Re-attending within 3 months - Adults	42	329	12.8%	16.4%	15.7%	15.9%
% of FP17s for the same patient ID Re-attending between 3 & 9 months - Children	30	201	14.9%	55.5%	60.6%	58.1%
% of FP17s for the same patient ID Re-attending between 3 & 9 months - Adults	105	329	31.9%	48.7%	52.0%	50.6%
% of FP17s for Band 1 Urgent Courses	45	505	8.9%	10.7%	9.6%	9.1%
% of FP17s Relating to Free Repair or Replacements	1	505	0.2%	0.6%	0.7%	0.8%
% of FP17s Relating to Continuations	5	505	1.0%	0.8%	1.0%	1.1%
% of Patients satisfied with the dentistry they have received	2	2	N/A	89.6%	91.6%	91.4%
% of Patients satisfied with the time they had to wait for an appointment	2	2	N/A	87.0%	87.9%	87.7%

* This is based on patients treated on this contract for their most recent course of treatment. Figures in italics indicate the base number of FP17s or Patient Questionnaire responses are less than 100. N/A is shown where the base number of responses is less than 10 during the period. % is calculated as Quantity/Base number*100

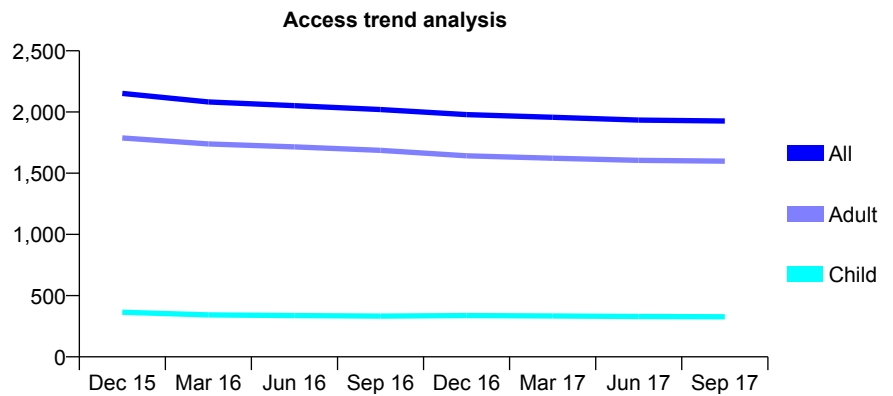
Q67 - Vital Signs At a Glance Contract Report for 912360/0001 - September 2017

Name or company name	MR MP JONES
Contract type name	GDS Contract
Purpose of contract	General
Contract start date	01/04/2006
Contract end date	

17/18 Contracted general activity (UDA)	6,421
Carry forward general activity (UDA)	0
17/18 Contracted orthodontic activity (UOA)	0
Carry forward orthodontic activity (UOA)	0
Baseline contract value	£144,337.98

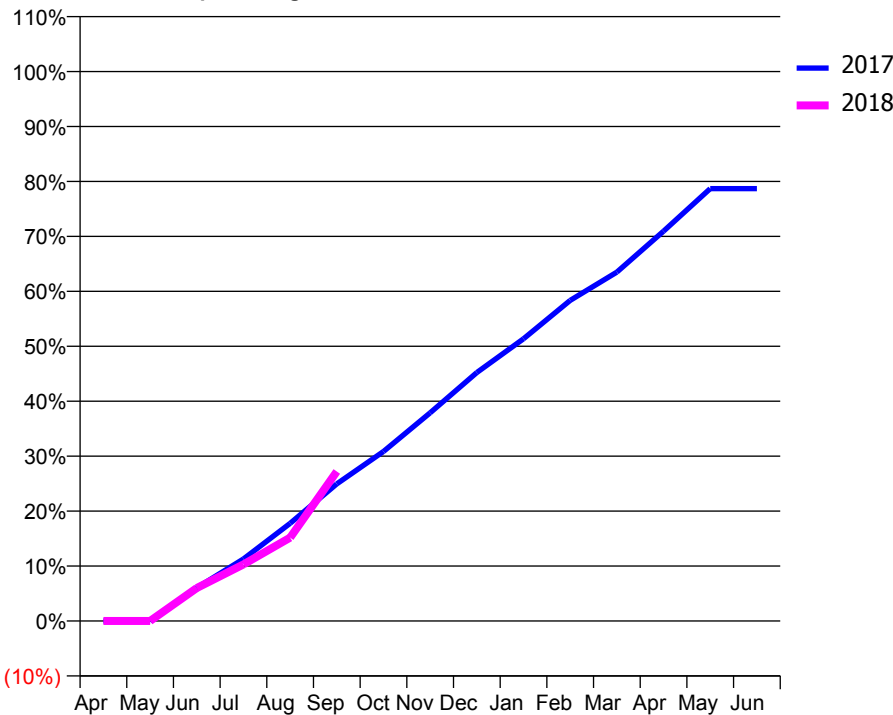
ACCESS*

Patients seen in 24 months	Total	Change since previous quarter
Quarter ending September 2016	2,020	
Quarter ending December 2016	1,979	↓
Quarter ending March 2017	1,957	↓
Quarter ending June 2017	1,934	↓
Quarter ending September 2017	1,926	→
Variance since September 2016	(4.7%)	↓



ACTIVITY

Cumulative percentage of contracted UDA delivered 2017 & 2018



Month	Adjusted Scheduled Activity (UDA)	
	2017	2018
April	0	0
May	0	0
June	388	386
July	726	661
August	1,141	974
September	1,603	1,748
October	1,981	
November	2,433	
December	2,904	
January	3,297	
February	3,746	
March	4,076	
April	4,555	
May	5,052	
June	5,053	

QUALITY

	Quantity	Base Number	Contract	AT	Region	England
% of FP17s for the same patient ID Re-attending within 3 months - Children	7	264	2.7%	11.4%	11.4%	11.9%
% of FP17s for the same patient ID Re-attending within 3 months - Adults	136	1,356	10.0%	16.4%	15.7%	15.9%
% of FP17s for the same patient ID Re-attending between 3 & 9 months - Children	152	264	57.6%	55.5%	60.6%	58.1%
% of FP17s for the same patient ID Re-attending between 3 & 9 months - Adults	901	1,356	66.4%	48.7%	52.0%	50.6%
% of FP17s for Band 1 Urgent Courses	5	1,045	0.5%	10.7%	9.6%	9.1%
% of FP17s Relating to Free Repair or Replacements	5	1,045	0.5%	0.6%	0.7%	0.8%
% of FP17s Relating to Continuations	7	1,045	0.7%	0.8%	1.0%	1.1%
% of Patients satisfied with the dentistry they have received	15	15	100.0%	89.6%	91.6%	91.4%
% of Patients satisfied with the time they had to wait for an appointment	15	15	100.0%	87.0%	87.9%	87.7%

* This is based on patients treated on this contract for their most recent course of treatment. Figures in italics indicate the base number of FP17s or Patient Questionnaire responses are less than 100. N/A is shown where the base number of responses is less than 10 during the period. % is calculated as Quantity/Base number*100

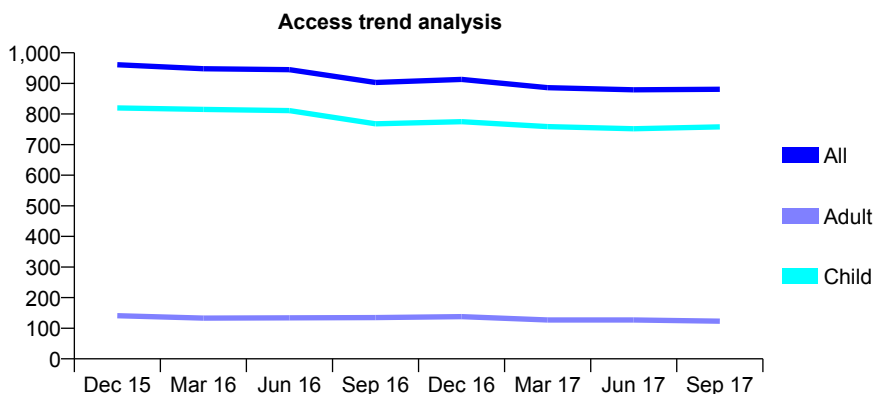
Q67 - Vital Signs At a Glance Contract Report for 913278/0001 - September 2017

Name or company name	MRS LD LUNNESS-BARNES
Contract type name	GDS Contract
Purpose of contract	General
Contract start date	01/04/2006
Contract end date	

17/18 Contracted general activity (UDA)	1,700
Carry forward general activity (UDA)	0
17/18 Contracted orthodontic activity (UOA)	0
Carry forward orthodontic activity (UOA)	0
Baseline contract value	£42,510.13

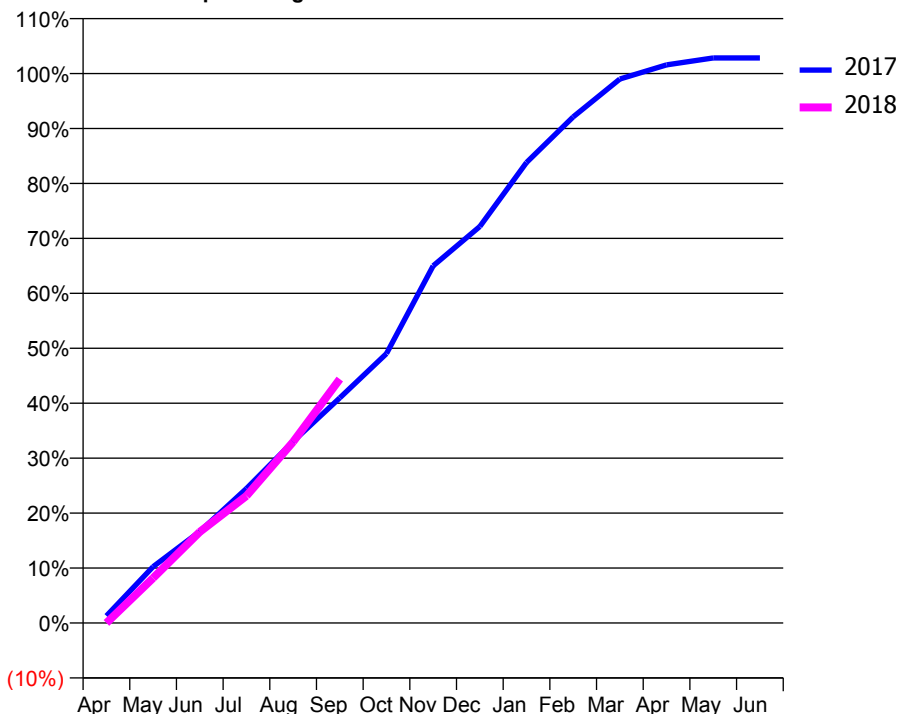
ACCESS*

Patients seen in 24 months	Total	Change since previous quarter
Quarter ending September 2016	903	
Quarter ending December 2016	913	→
Quarter ending March 2017	886	↓
Quarter ending June 2017	879	→
Quarter ending September 2017	881	→
Variance since September 2016	(2.4%)	↓



ACTIVITY

Cumulative percentage of contracted UDA delivered 2017 & 2018



Adjusted Scheduled Activity (UDA)

Month	2017	2018
April	22	0
May	174	139
June	283	282
July	416	393
August	562	561
September	697	755
October	834	
November	1,105	
December	1,227	
January	1,425	
February	1,566	
March	1,683	
April	1,727	
May	1,748	
June	1,748	

QUALITY

	Quantity	Base Number	Contract	AT	Region	England
% of FP17s for the same patient ID Re-attending within 3 months - Children	29	580	5.0%	11.4%	11.4%	11.9%
% of FP17s for the same patient ID Re-attending within 3 months - Adults	4	43	9.3%	16.4%	15.7%	15.9%
% of FP17s for the same patient ID Re-attending between 3 & 9 months - Children	372	580	64.1%	55.5%	60.6%	58.1%
% of FP17s for the same patient ID Re-attending between 3 & 9 months - Adults	21	43	48.8%	48.7%	52.0%	50.6%
% of FP17s for Band 1 Urgent Courses	14	575	2.4%	10.7%	9.6%	9.1%
% of FP17s Relating to Free Repair or Replacements	0	575	0.0%	0.6%	0.7%	0.8%
% of FP17s Relating to Continuations	0	575	0.0%	0.8%	1.0%	1.1%
% of Patients satisfied with the dentistry they have received	0	0	N/A	89.6%	91.6%	91.4%
% of Patients satisfied with the time they had to wait for an appointment	0	0	N/A	87.0%	87.9%	87.7%

* This is based on patients treated on this contract for their most recent course of treatment. Figures in italics indicate the base number of FP17s or Patient Questionnaire responses are less than 100. N/A is shown where the base number of responses is less than 10 during the period. % is calculated as Quantity/Base number*100

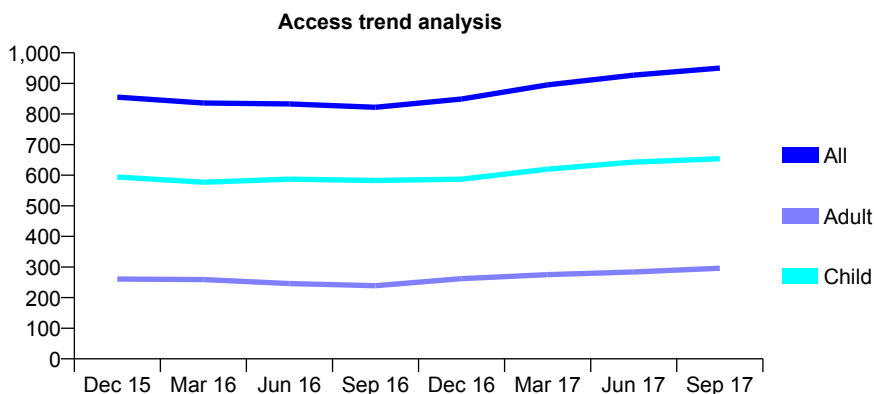
Q67 - Vital Signs At a Glance Contract Report for 913383/0001 - September 2017

Name or company name	MR TJ VAN DIEPEN
Contract type name	GDS Contract
Purpose of contract	General
Contract start date	01/04/2006
Contract end date	

17/18 Contracted general activity (UDA)	2,000
Carry forward general activity (UDA)	-2
17/18 Contracted orthodontic activity (UOA)	0
Carry forward orthodontic activity (UOA)	0
Baseline contract value	£49,458.27

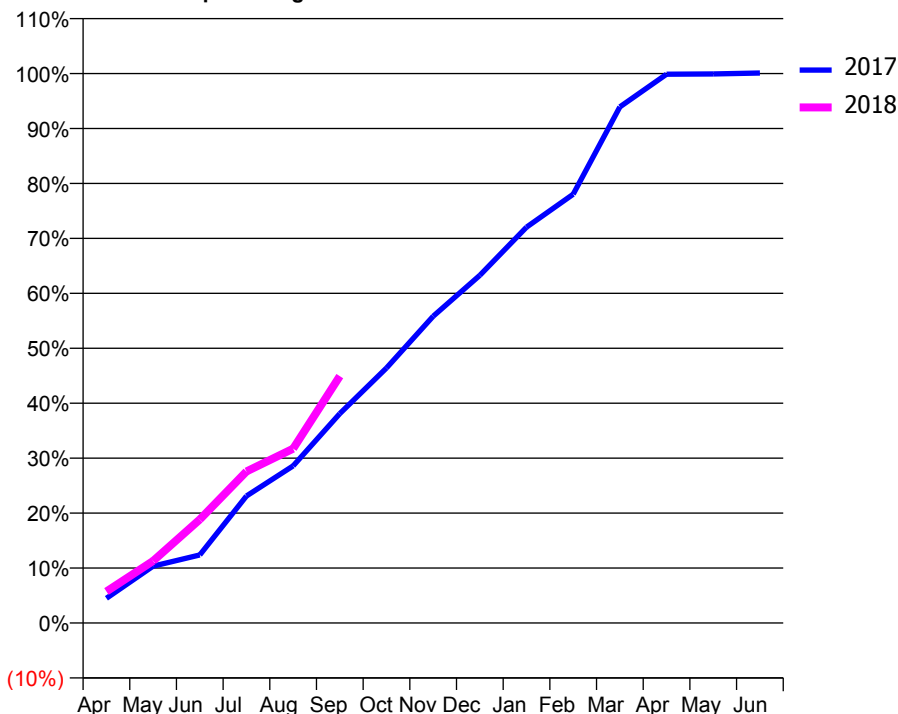
ACCESS*

Patients seen in 24 months	Total	Change since previous quarter
Quarter ending September 2016	822	
Quarter ending December 2016	849	↑
Quarter ending March 2017	895	↑
Quarter ending June 2017	927	↑
Quarter ending September 2017	950	↑
Variance since September 2016	15.6%	↑



ACTIVITY

Cumulative percentage of contracted UDA delivered 2017 & 2018



Month	Adjusted Scheduled Activity (UDA)	
	2017	2018
April	90	115
May	207	226
June	248	377
July	462	551
August	572	634
September	762	899
October	928	
November	1,116	
December	1,265	
January	1,441	
February	1,561	
March	1,879	
April	1,998	
May	1,999	
June	2,002	

QUALITY

	Quantity	Base Number	Contract	AT	Region	England
% of FP17s for the same patient ID Re-attending within 3 months - Children	12	517	2.3%	11.4%	11.4%	11.9%
% of FP17s for the same patient ID Re-attending within 3 months - Adults	23	171	13.5%	16.4%	15.7%	15.9%
% of FP17s for the same patient ID Re-attending between 3 & 9 months - Children	323	517	62.5%	55.5%	60.6%	58.1%
% of FP17s for the same patient ID Re-attending between 3 & 9 months - Adults	99	171	57.9%	48.7%	52.0%	50.6%
% of FP17s for Band 1 Urgent Courses	3	623	0.5%	10.7%	9.6%	9.1%
% of FP17s Relating to Free Repair or Replacements	0	623	0.0%	0.6%	0.7%	0.8%
% of FP17s Relating to Continuations	1	623	0.2%	0.8%	1.0%	1.1%
% of Patients satisfied with the dentistry they have received	1	1	N/A	89.6%	91.6%	91.4%
% of Patients satisfied with the time they had to wait for an appointment	1	1	N/A	87.0%	87.9%	87.7%

* This is based on patients treated on this contract for their most recent course of treatment. Figures in italics indicate the base number of FP17s or Patient Questionnaire responses are less than 100. N/A is shown where the base number of responses is less than 10 during the period. % is calculated as Quantity/Base number*100

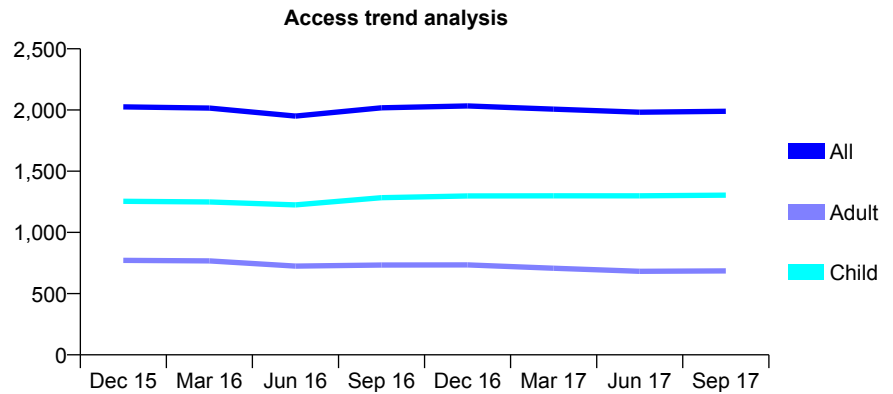
Q67 - Vital Signs At a Glance Contract Report for 913863/0001 - September 2017

Name or company name	MISS SP MEADS
Contract type name	GDS Contract
Purpose of contract	General
Contract start date	01/04/2006
Contract end date	

17/18 Contracted general activity (UDA)	5,213
Carry forward general activity (UDA)	-25
17/18 Contracted orthodontic activity (UOA)	0
Carry forward orthodontic activity (UOA)	0
Baseline contract value	£130,329.57

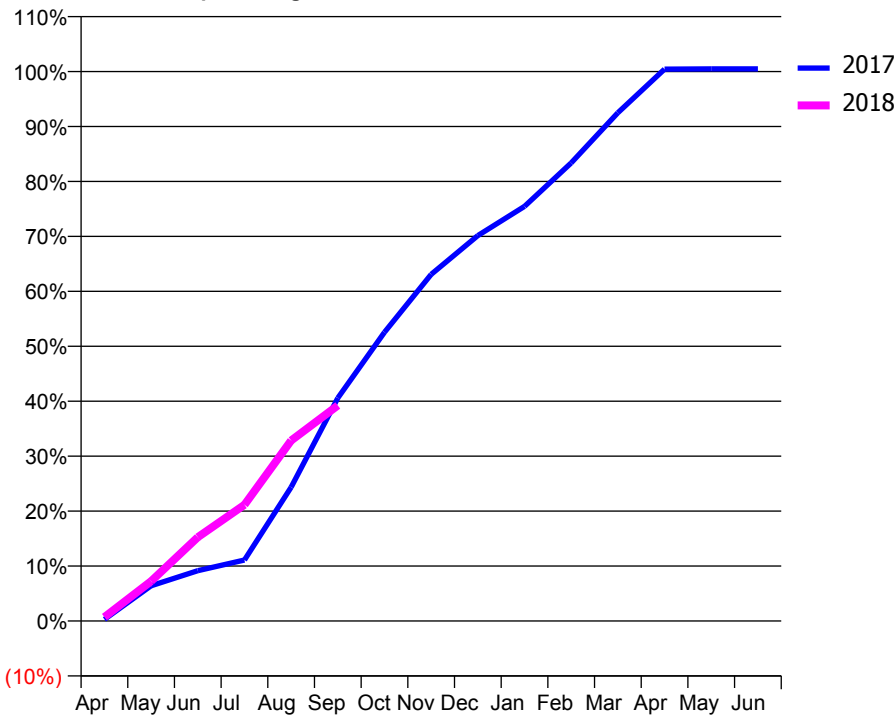
ACCESS*

Patients seen in 24 months	Total	Change since previous quarter
Quarter ending September 2016	2,018	
Quarter ending December 2016	2,033	→
Quarter ending March 2017	2,007	↓
Quarter ending June 2017	1,982	↓
Quarter ending September 2017	1,990	→
Variance since September 2016	(1.4%)	↓



ACTIVITY

Cumulative percentage of contracted UDA delivered 2017 & 2018



Month	Adjusted Scheduled Activity (UDA)	
	2017	2018
April	16	37
May	335	377
June	478	795
July	579	1,103
August	1,270	1,713
September	2,116	2,045
October	2,739	
November	3,289	
December	3,657	
January	3,933	
February	4,345	
March	4,822	
April	5,235	
May	5,238	
June	5,238	

QUALITY

	Quantity	Base Number	Contract	AT	Region	England
% of FP17s for the same patient ID Re-attending within 3 months - Children	105	994	10.6%	11.4%	11.4%	11.9%
% of FP17s for the same patient ID Re-attending within 3 months - Adults	88	367	24.0%	16.4%	15.7%	15.9%
% of FP17s for the same patient ID Re-attending between 3 & 9 months - Children	596	994	60.0%	55.5%	60.6%	58.1%
% of FP17s for the same patient ID Re-attending between 3 & 9 months - Adults	165	367	45.0%	48.7%	52.0%	50.6%
% of FP17s for Band 1 Urgent Courses	81	1,154	7.0%	10.7%	9.6%	9.1%
% of FP17s Relating to Free Repair or Replacements	0	1,154	0.0%	0.6%	0.7%	0.8%
% of FP17s Relating to Continuations	1	1,154	0.1%	0.8%	1.0%	1.1%
% of Patients satisfied with the dentistry they have received	2	2	N/A	89.6%	91.6%	91.4%
% of Patients satisfied with the time they had to wait for an appointment	1	2	N/A	87.0%	87.9%	87.7%

* This is based on patients treated on this contract for their most recent course of treatment. Figures in italics indicate the base number of FP17s or Patient Questionnaire responses are less than 100. N/A is shown where the base number of responses is less than 10 during the period. % is calculated as Quantity/Base number*100

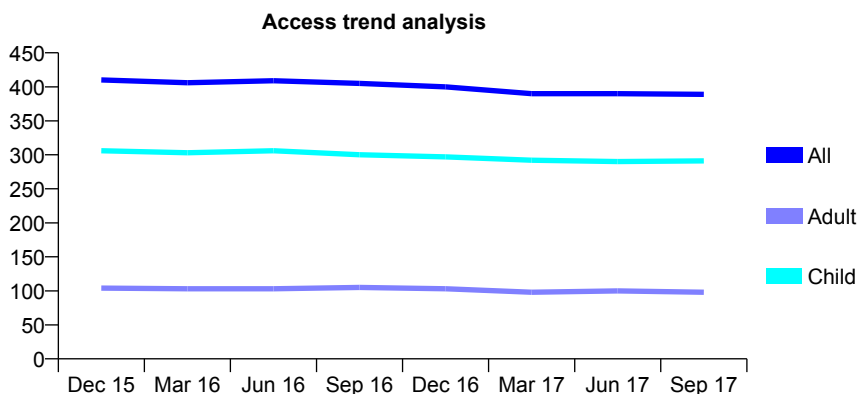
Q67 - Vital Signs At a Glance Contract Report for 914940/0001 - September 2017

Name or company name	MR JL RUPARELIA
Contract type name	GDS Contract
Purpose of contract	General
Contract start date	01/04/2006
Contract end date	

17/18 Contracted general activity (UDA)	674
Carry forward general activity (UDA)	-4
17/18 Contracted orthodontic activity (UOA)	0
Carry forward orthodontic activity (UOA)	0
Baseline contract value	£16,667.44

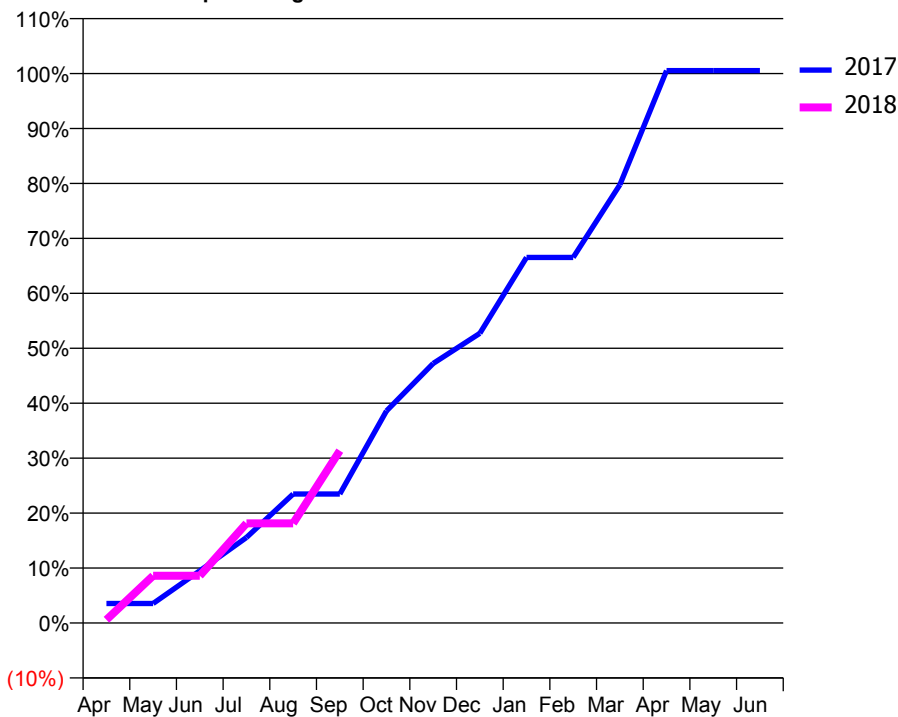
ACCESS*

Patients seen in 24 months	Total	Change since previous quarter
Quarter ending September 2016	405	
Quarter ending December 2016	400	↓
Quarter ending March 2017	390	↓
Quarter ending June 2017	390	→
Quarter ending September 2017	389	→
Variance since September 2016	(4.0%)	↓



ACTIVITY

Cumulative percentage of contracted UDA delivered 2017 & 2018



Adjusted Scheduled Activity (UDA)

Month	2017	2018
April	24	4
May	24	58
June	64	58
July	105	122
August	158	122
September	158	211
October	260	
November	318	
December	355	
January	448	
February	448	
March	538	
April	678	
May	678	
June	678	

QUALITY

	Quantity	Base Number	Contract	AT	Region	England
% of FP17s for the same patient ID Re-attending within 3 months - Children	1	180	0.6%	11.4%	11.4%	11.9%
% of FP17s for the same patient ID Re-attending within 3 months - Adults	0	41	0.0%	16.4%	15.7%	15.9%
% of FP17s for the same patient ID Re-attending between 3 & 9 months - Children	102	180	56.7%	55.5%	60.6%	58.1%
% of FP17s for the same patient ID Re-attending between 3 & 9 months - Adults	17	41	41.5%	48.7%	52.0%	50.6%
% of FP17s for Band 1 Urgent Courses	2	155	1.3%	10.7%	9.6%	9.1%
% of FP17s Relating to Free Repair or Replacements	0	155	0.0%	0.6%	0.7%	0.8%
% of FP17s Relating to Continuations	0	155	0.0%	0.8%	1.0%	1.1%
% of Patients satisfied with the dentistry they have received	0	0	N/A	89.6%	91.6%	91.4%
% of Patients satisfied with the time they had to wait for an appointment	0	0	N/A	87.0%	87.9%	87.7%

* This is based on patients treated on this contract for their most recent course of treatment. Figures in italics indicate the base number of FP17s or Patient Questionnaire responses are less than 100. N/A is shown where the base number of responses is less than 10 during the period. % is calculated as Quantity/Base number*100

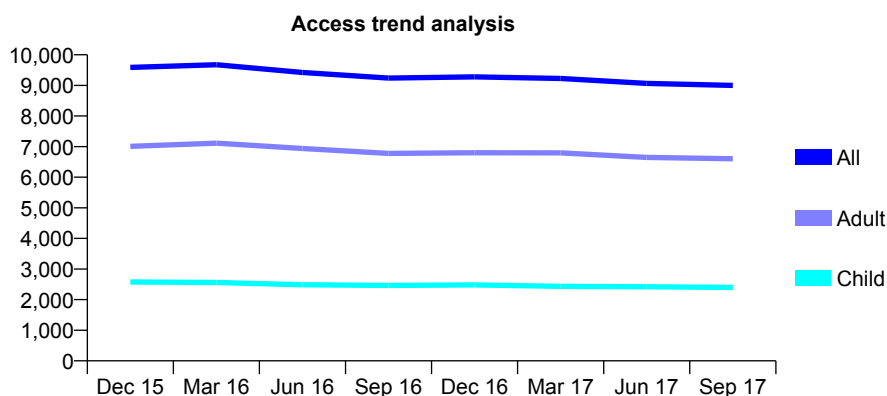
Q67 - Vital Signs At a Glance Contract Report for 915351/0002 - September 2017

Name or company name	MR MD HUGHES
Contract type name	GDS Contract
Purpose of contract	General
Contract start date	01/04/2012
Contract end date	

17/18 Contracted general activity (UDA)	31,257
Carry forward general activity (UDA)	11
17/18 Contracted orthodontic activity (UOA)	0
Carry forward orthodontic activity (UOA)	0
Baseline contract value	£781,452.42

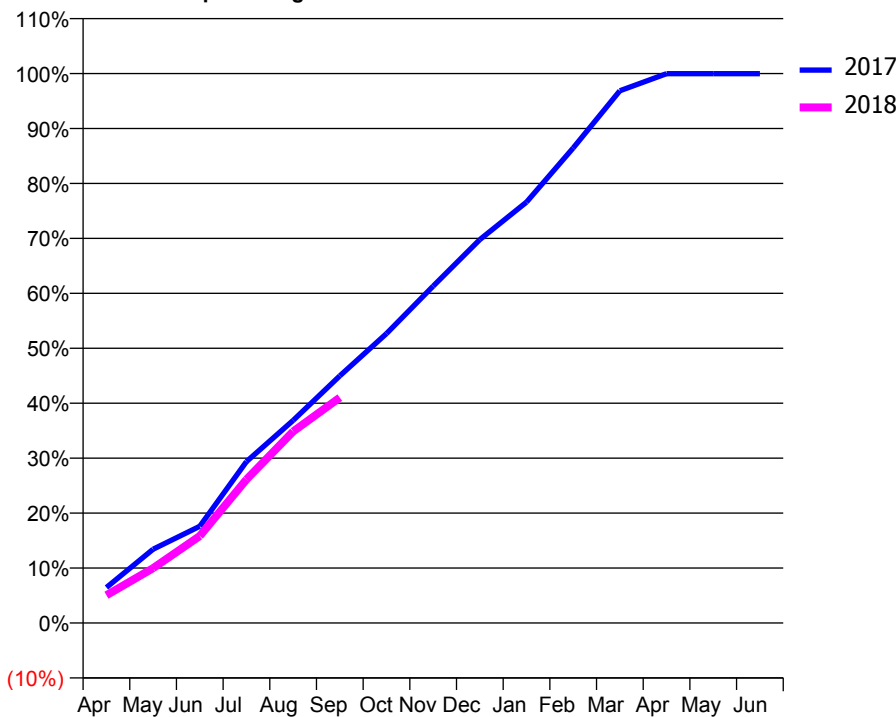
ACCESS*

Patients seen in 24 months	Total	Change since previous quarter
Quarter ending September 2016	9,241	
Quarter ending December 2016	9,281	→
Quarter ending March 2017	9,228	→
Quarter ending June 2017	9,067	↓
Quarter ending September 2017	9,000	→
Variance since September 2016	(2.6%)	↓



ACTIVITY

Cumulative percentage of contracted UDA delivered 2017 & 2018



Month	Adjusted Scheduled Activity (UDA)	
	2017	2018
April	2,021	1,580
May	4,199	3,124
June	5,501	4,951
July	9,183	8,168
August	11,529	10,893
September	14,060	12,820
October	16,465	
November	19,161	
December	21,813	
January	23,940	
February	27,022	
March	30,274	
April	31,246	
May	31,245	
June	31,245	

QUALITY

	Quantity	Base Number	Contract	AT	Region	England
% of FP17s for the same patient ID Re-attending within 3 months - Children	81	1,625	5.0%	11.4%	11.4%	11.9%
% of FP17s for the same patient ID Re-attending within 3 months - Adults	404	3,831	10.5%	16.4%	15.7%	15.9%
% of FP17s for the same patient ID Re-attending between 3 & 9 months - Children	882	1,625	54.3%	55.5%	60.6%	58.1%
% of FP17s for the same patient ID Re-attending between 3 & 9 months - Adults	1,909	3,831	49.8%	48.7%	52.0%	50.6%
% of FP17s for Band 1 Urgent Courses	450	5,187	8.7%	10.7%	9.6%	9.1%
% of FP17s Relating to Free Repair or Replacements	32	5,187	0.6%	0.6%	0.7%	0.8%
% of FP17s Relating to Continuations	42	5,187	0.8%	0.8%	1.0%	1.1%
% of Patients satisfied with the dentistry they have received	11	12	91.7%	89.6%	91.6%	91.4%
% of Patients satisfied with the time they had to wait for an appointment	12	12	100.0%	87.0%	87.9%	87.7%

* This is based on patients treated on this contract for their most recent course of treatment. Figures in italics indicate the base number of FP17s or Patient Questionnaire responses are less than 100. N/A is shown where the base number of responses is less than 10 during the period. % is calculated as Quantity/Base number*100

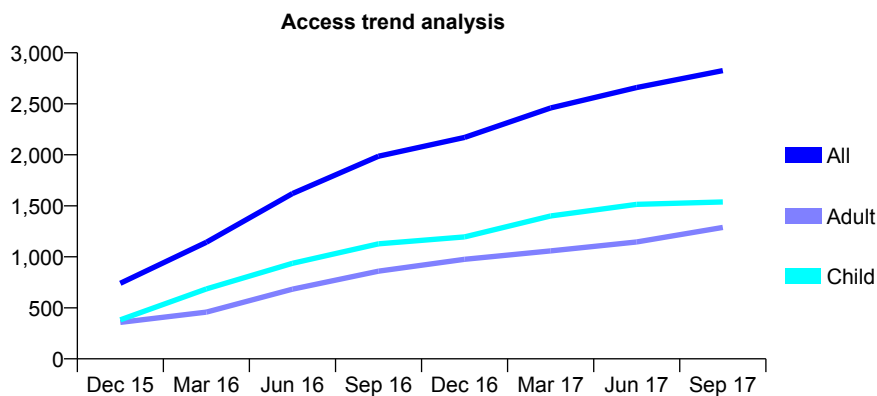
Q67 - Vital Signs At a Glance Contract Report for 915351/0003 - September 2017

Name or company name	MR MD HUGHES
Contract type name	GDS Contract
Purpose of contract	General
Contract start date	01/04/2012
Contract end date	

17/18 Contracted general activity (UDA)	8,700
Carry forward general activity (UDA)	50
17/18 Contracted orthodontic activity (UOA)	0
Carry forward orthodontic activity (UOA)	0
Baseline contract value	£500,629.58

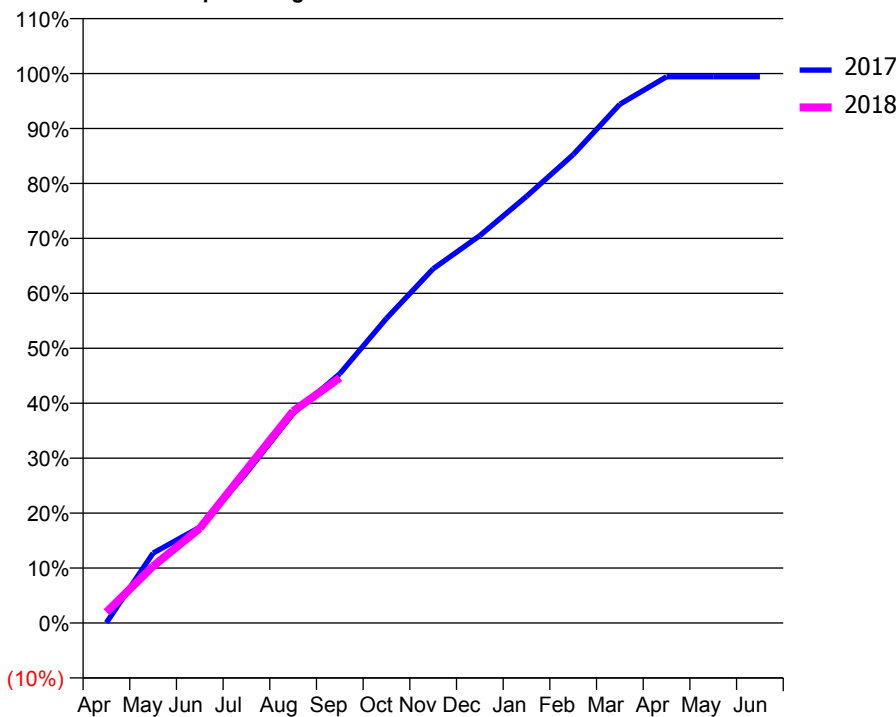
ACCESS*

Patients seen in 24 months	Total	Change since previous quarter
Quarter ending September 2016	1,986	
Quarter ending December 2016	2,171	↑
Quarter ending March 2017	2,459	↑
Quarter ending June 2017	2,660	↑
Quarter ending September 2017	2,826	↑
Variance since September 2016	42.3%	↑



ACTIVITY

Cumulative percentage of contracted UDA delivered 2017 & 2018



Month	Adjusted Scheduled Activity (UDA)	
	2017	2018
April	5	171
May	1,107	901
June	1,517	1,499
July	2,379	2,428
August	3,317	3,353
September	3,946	3,882
October	4,823	
November	5,608	
December	6,133	
January	6,755	
February	7,415	
March	8,214	
April	8,649	
May	8,649	
June	8,649	

QUALITY

	Quantity	Base Number	Contract	AT	Region	England
% of FP17s for the same patient ID Re-attending within 3 months - Children	3	838	0.4%	11.4%	11.4%	11.9%
% of FP17s for the same patient ID Re-attending within 3 months - Adults	5	626	0.8%	16.4%	15.7%	15.9%
% of FP17s for the same patient ID Re-attending between 3 & 9 months - Children	4	838	0.5%	55.5%	60.6%	58.1%
% of FP17s for the same patient ID Re-attending between 3 & 9 months - Adults	3	626	0.5%	48.7%	52.0%	50.6%
% of FP17s for Band 1 Urgent Courses	1	1,319	0.1%	10.7%	9.6%	9.1%
% of FP17s Relating to Free Repair or Replacements	0	1,319	0.0%	0.6%	0.7%	0.8%
% of FP17s Relating to Continuations	0	1,319	0.0%	0.8%	1.0%	1.1%
% of Patients satisfied with the dentistry they have received	1	1	N/A	89.6%	91.6%	91.4%
% of Patients satisfied with the time they had to wait for an appointment	1	1	N/A	87.0%	87.9%	87.7%

* This is based on patients treated on this contract for their most recent course of treatment. Figures in italics indicate the base number of FP17s or Patient Questionnaire responses are less than 100. N/A is shown where the base number of responses is less than 10 during the period. % is calculated as Quantity/Base number*100

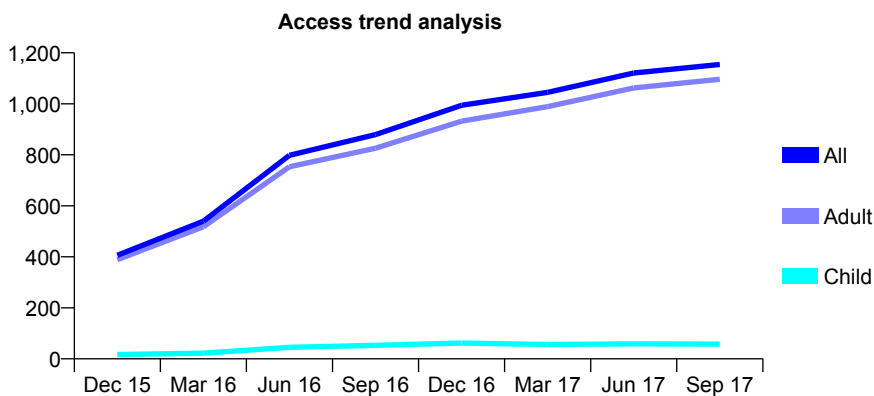
Q67 - Vital Signs At a Glance Contract Report for 915351/0004 - September 2017

Name or company name	MR MD HUGHES
Contract type name	GDS Contract
Purpose of contract	General
Contract start date	01/04/2012
Contract end date	

17/18 Contracted general activity (UDA)	3,354
Carry forward general activity (UDA)	6
17/18 Contracted orthodontic activity (UOA)	0
Carry forward orthodontic activity (UOA)	0
Baseline contract value	£251,215.53

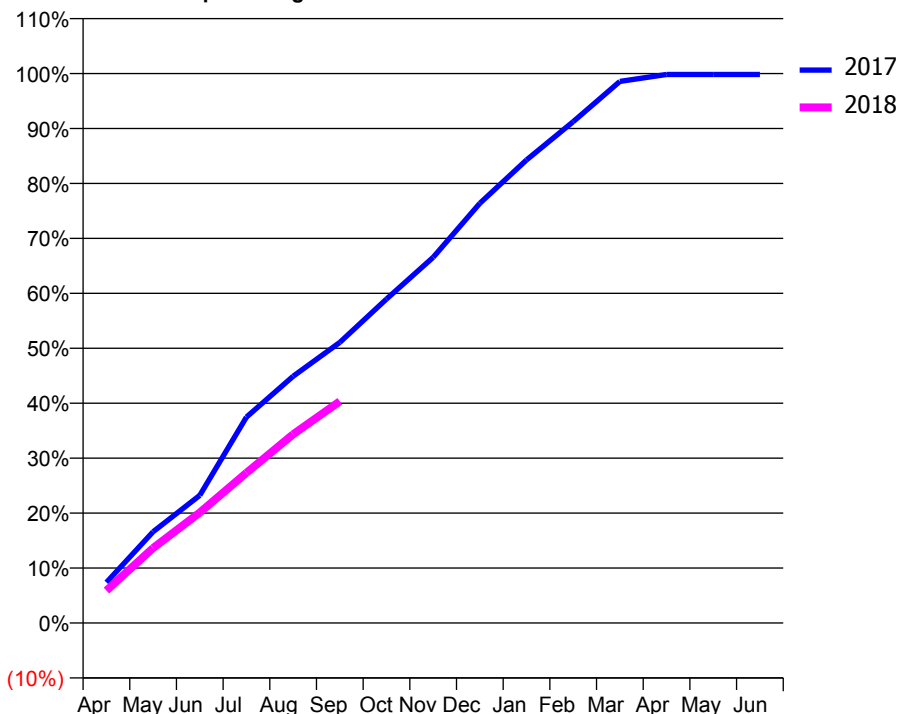
ACCESS*

Patients seen in 24 months	Total	Change since previous quarter
Quarter ending September 2016	879	
Quarter ending December 2016	994	↑
Quarter ending March 2017	1,045	↑
Quarter ending June 2017	1,121	↑
Quarter ending September 2017	1,154	↑
Variance since September 2016	31.3%	↑



ACTIVITY

Cumulative percentage of contracted UDA delivered 2017 & 2018



Month	Adjusted Scheduled Activity (UDA)	
	2017	2018
April	248	198
May	557	458
June	779	674
July	1,257	917
August	1,506	1,152
September	1,713	1,353
October	1,977	
November	2,232	
December	2,562	
January	2,826	
February	3,060	
March	3,306	
April	3,348	
May	3,348	
June	3,348	

QUALITY

	Quantity	Base Number	Contract	AT	Region	England
% of FP17s for the same patient ID Re-attending within 3 months - Children	0	35	0.0%	11.4%	11.4%	11.9%
% of FP17s for the same patient ID Re-attending within 3 months - Adults	0	434	0.0%	16.4%	15.7%	15.9%
% of FP17s for the same patient ID Re-attending between 3 & 9 months - Children	0	35	0.0%	55.5%	60.6%	58.1%
% of FP17s for the same patient ID Re-attending between 3 & 9 months - Adults	1	434	0.2%	48.7%	52.0%	50.6%
% of FP17s for Band 1 Urgent Courses	0	455	0.0%	10.7%	9.6%	9.1%
% of FP17s Relating to Free Repair or Replacements	0	455	0.0%	0.6%	0.7%	0.8%
% of FP17s Relating to Continuations	0	455	0.0%	0.8%	1.0%	1.1%
% of Patients satisfied with the dentistry they have received	0	0	N/A	89.6%	91.6%	91.4%
% of Patients satisfied with the time they had to wait for an appointment	0	0	N/A	87.0%	87.9%	87.7%

* This is based on patients treated on this contract for their most recent course of treatment. Figures in italics indicate the base number of FP17s or Patient Questionnaire responses are less than 100. N/A is shown where the base number of responses is less than 10 during the period. % is calculated as Quantity/Base number*100

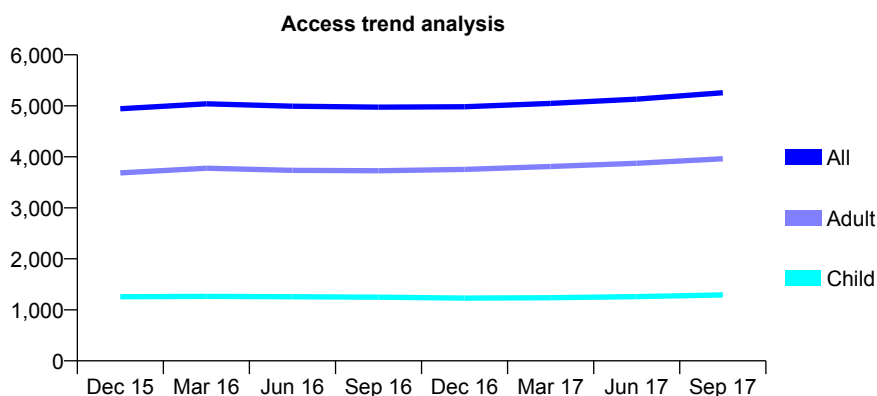
Q67 - Vital Signs At a Glance Contract Report for 915351/0005 - September 2017

Name or company name	Wigmore Dental Practice
Contract type name	GDS Contract
Purpose of contract	General
Contract start date	01/04/2012
Contract end date	

17/18 Contracted general activity (UDA)	15,298
Carry forward general activity (UDA)	199
17/18 Contracted orthodontic activity (UOA)	0
Carry forward orthodontic activity (UOA)	0
Baseline contract value	£382,463.42

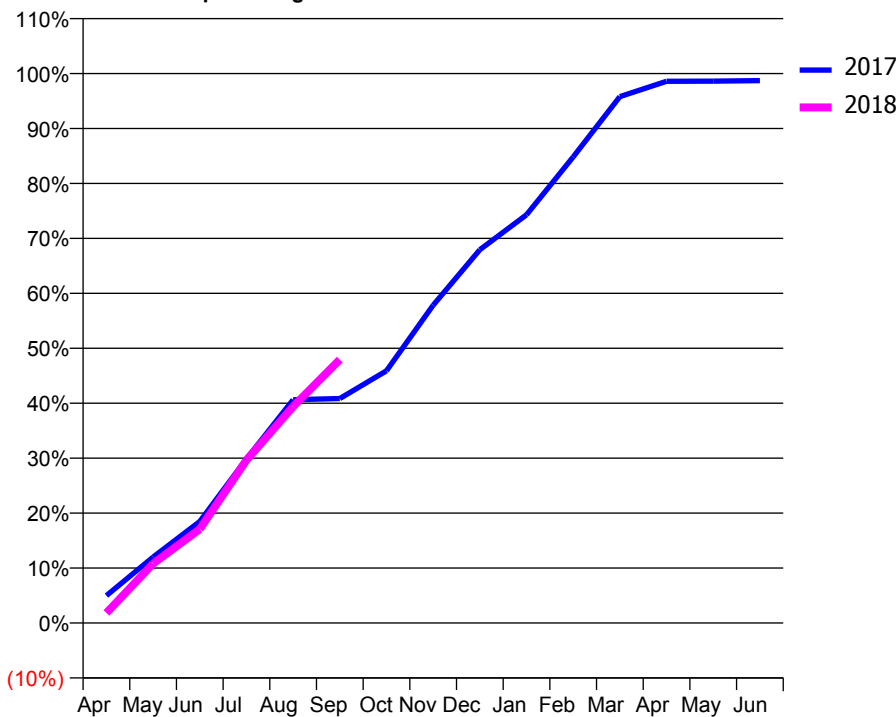
ACCESS*

Patients seen in 24 months	Total	Change since previous quarter
Quarter ending September 2016	4,975	
Quarter ending December 2016	4,983	→
Quarter ending March 2017	5,048	→
Quarter ending June 2017	5,132	→
Quarter ending September 2017	5,255	↑
Variance since September 2016	5.6%	↑



ACTIVITY

Cumulative percentage of contracted UDA delivered 2017 & 2018



Adjusted Scheduled Activity (UDA)

Month	2017	2018
April	763	282
May	1,835	1,653
June	2,826	2,617
July	4,572	4,533
August	6,218	6,028
September	6,249	7,335
October	7,022	
November	8,847	
December	10,392	
January	11,365	
February	12,978	
March	14,656	
April	15,082	
May	15,087	
June	15,099	

QUALITY

	Quantity	Base Number	Contract	AT	Region	England
% of FP17s for the same patient ID Re-attending within 3 months - Children	66	1,035	6.4%	11.4%	11.4%	11.9%
% of FP17s for the same patient ID Re-attending within 3 months - Adults	347	2,998	11.6%	16.4%	15.7%	15.9%
% of FP17s for the same patient ID Re-attending between 3 & 9 months - Children	582	1,035	56.2%	55.5%	60.6%	58.1%
% of FP17s for the same patient ID Re-attending between 3 & 9 months - Adults	1,710	2,998	57.0%	48.7%	52.0%	50.6%
% of FP17s for Band 1 Urgent Courses	303	3,807	8.0%	10.7%	9.6%	9.1%
% of FP17s Relating to Free Repair or Replacements	5	3,807	0.1%	0.6%	0.7%	0.8%
% of FP17s Relating to Continuations	14	3,807	0.4%	0.8%	1.0%	1.1%
% of Patients satisfied with the dentistry they have received	16	18	88.9%	89.6%	91.6%	91.4%
% of Patients satisfied with the time they had to wait for an appointment	16	18	88.9%	87.0%	87.9%	87.7%

* This is based on patients treated on this contract for their most recent course of treatment. Figures in italics indicate the base number of FP17s or Patient Questionnaire responses are less than 100. N/A is shown where the base number of responses is less than 10 during the period. % is calculated as Quantity/Base number*100

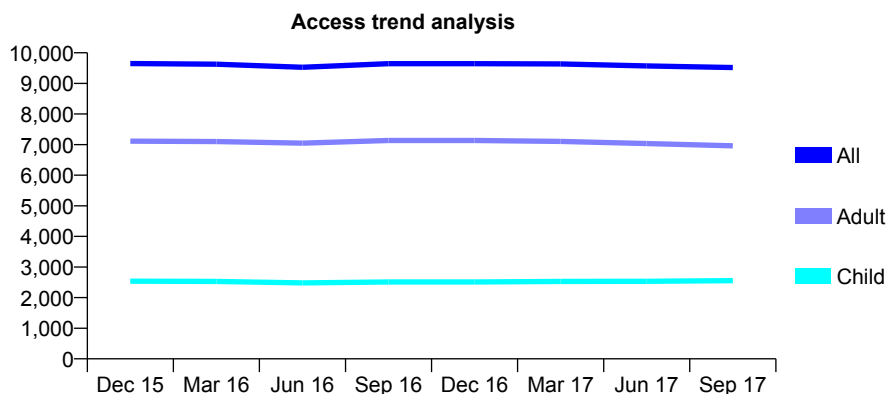
Q67 - Vital Signs At a Glance Contract Report for 915351/0006 - September 2017

Name or company name	Dental Healthcare Practice
Contract type name	GDS Contract
Purpose of contract	General
Contract start date	01/04/2012
Contract end date	

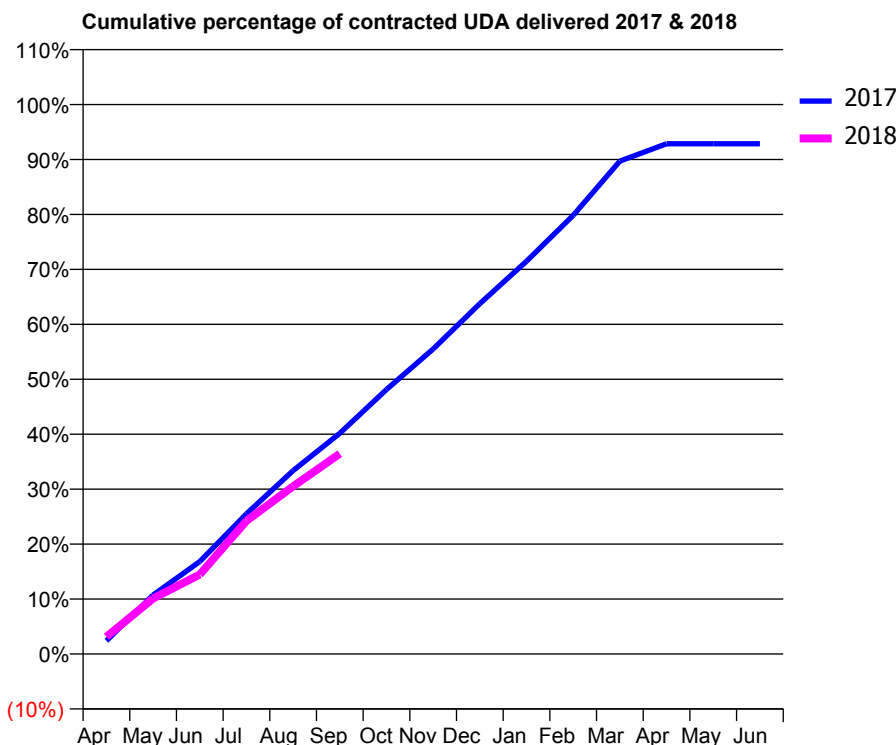
17/18 Contracted general activity (UDA)	31,442
Carry forward general activity (UDA)	0
17/18 Contracted orthodontic activity (UOA)	0
Carry forward orthodontic activity (UOA)	0
Baseline contract value	£911,931.46

ACCESS*

Patients seen in 24 months	Total	Change since previous quarter
Quarter ending September 2016	9,646	
Quarter ending December 2016	9,646	→
Quarter ending March 2017	9,634	→
Quarter ending June 2017	9,569	→
Quarter ending September 2017	9,519	→
Variance since September 2016	(1.3%)	↓



ACTIVITY



Month	Adjusted Scheduled Activity (UDA)	
	2017	2018
April	756	991
May	3,375	3,174
June	5,292	4,551
July	8,022	7,618
August	10,494	9,592
September	12,634	11,466
October	15,134	
November	17,457	
December	20,049	
January	22,475	
February	25,099	
March	28,203	
April	29,194	
May	29,197	
June	29,197	

QUALITY

	Quantity	Base Number	Contract	AT	Region	England
% of FP17s for the same patient ID Re-attending within 3 months - Children	122	1,355	9.0%	11.4%	11.4%	11.9%
% of FP17s for the same patient ID Re-attending within 3 months - Adults	458	3,343	13.7%	16.4%	15.7%	15.9%
% of FP17s for the same patient ID Re-attending between 3 & 9 months - Children	526	1,355	38.8%	55.5%	60.6%	58.1%
% of FP17s for the same patient ID Re-attending between 3 & 9 months - Adults	1,394	3,343	41.7%	48.7%	52.0%	50.6%
% of FP17s for Band 1 Urgent Courses	462	4,335	10.7%	10.7%	9.6%	9.1%
% of FP17s Relating to Free Repair or Replacements	23	4,335	0.5%	0.6%	0.7%	0.8%
% of FP17s Relating to Continuations	84	4,335	1.9%	0.8%	1.0%	1.1%
% of Patients satisfied with the dentistry they have received	14	15	93.3%	89.6%	91.6%	91.4%
% of Patients satisfied with the time they had to wait for an appointment	13	15	86.7%	87.0%	87.9%	87.7%

* This is based on patients treated on this contract for their most recent course of treatment. Figures in italics indicate the base number of FP17s or Patient Questionnaire responses are less than 100. N/A is shown where the base number of responses is less than 10 during the period. % is calculated as Quantity/Base number*100

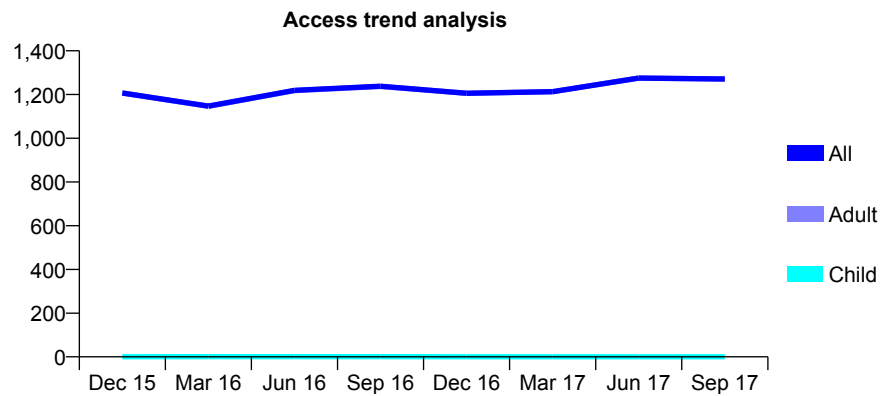
Q67 - Vital Signs At a Glance Contract Report for 921351/0001 - September 2017

Name or company name	MR PK CHOPRA
Contract type name	GDS Contract
Purpose of contract	General
Contract start date	01/04/2006
Contract end date	

17/18 Contracted general activity (UDA)	3,981
Carry forward general activity (UDA)	0
17/18 Contracted orthodontic activity (UOA)	0
Carry forward orthodontic activity (UOA)	0
Baseline contract value	£113,255.81

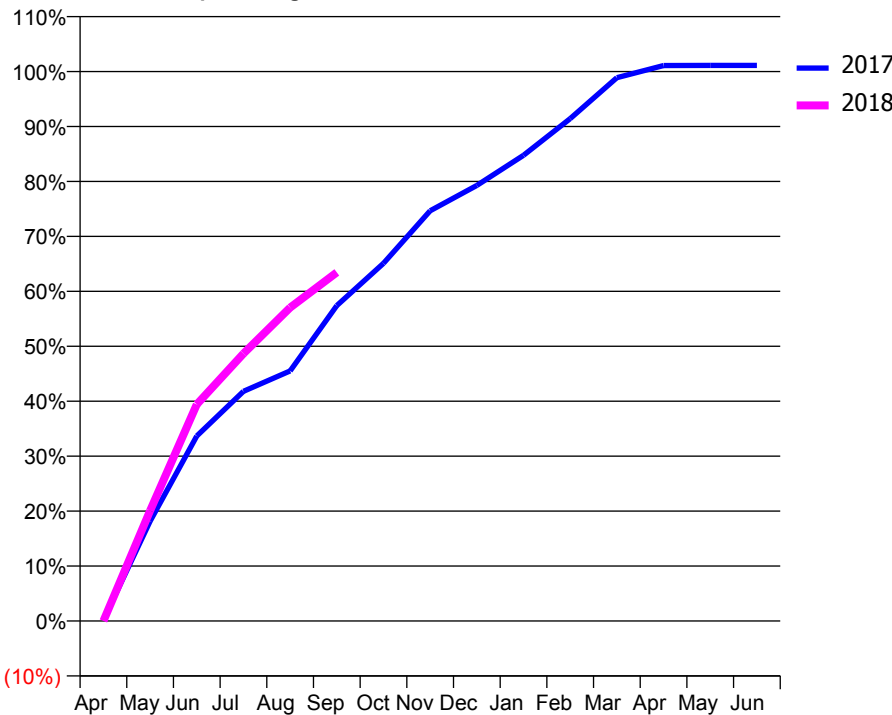
ACCESS*

Patients seen in 24 months	Total	Change since previous quarter
Quarter ending September 2016	1,238	
Quarter ending December 2016	1,206	↓
Quarter ending March 2017	1,213	→
Quarter ending June 2017	1,275	↑
Quarter ending September 2017	1,271	→
Variance since September 2016	2.7%	↑



ACTIVITY

Cumulative percentage of contracted UDA delivered 2017 & 2018



Month	Adjusted Scheduled Activity (UDA)	
	2017	2018
April	8	0
May	823	799
June	1,525	1,570
July	1,894	1,937
August	2,062	2,271
September	2,601	2,526
October	2,949	
November	3,383	
December	3,592	
January	3,840	
February	4,142	
March	4,480	
April	4,580	
May	4,581	
June	4,581	

QUALITY

	Quantity	Base Number	Contract	AT	Region	England
% of FP17s for the same patient ID Re-attending within 3 months - Children	0	0	N/A	11.4%	11.4%	11.9%
% of FP17s for the same patient ID Re-attending within 3 months - Adults	61	636	9.6%	16.4%	15.7%	15.9%
% of FP17s for the same patient ID Re-attending between 3 & 9 months - Children	0	0	N/A	55.5%	60.6%	58.1%
% of FP17s for the same patient ID Re-attending between 3 & 9 months - Adults	52	636	8.2%	48.7%	52.0%	50.6%
% of FP17s for Band 1 Urgent Courses	221	567	39.0%	10.7%	9.6%	9.1%
% of FP17s Relating to Free Repair or Replacements	1	567	0.2%	0.6%	0.7%	0.8%
% of FP17s Relating to Continuations	0	567	0.0%	0.8%	1.0%	1.1%
% of Patients satisfied with the dentistry they have received	6	10	60.0%	89.6%	91.6%	91.4%
% of Patients satisfied with the time they had to wait for an appointment	5	10	50.0%	87.0%	87.9%	87.7%

* This is based on patients treated on this contract for their most recent course of treatment. Figures in italics indicate the base number of FP17s or Patient Questionnaire responses are less than 100. N/A is shown where the base number of responses is less than 10 during the period. % is calculated as Quantity/Base number*100

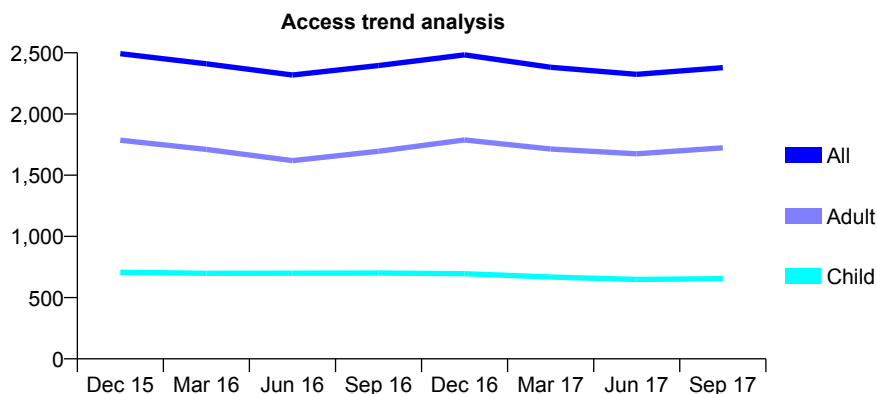
Q67 - Vital Signs At a Glance Contract Report for 921351/0002 - September 2017

Name or company name	MR PK CHOPRA
Contract type name	GDS Contract
Purpose of contract	General
Contract start date	01/04/2006
Contract end date	

17/18 Contracted general activity (UDA)	5,422
Carry forward general activity (UDA)	-79
17/18 Contracted orthodontic activity (UOA)	0
Carry forward orthodontic activity (UOA)	0
Baseline contract value	£134,081.35

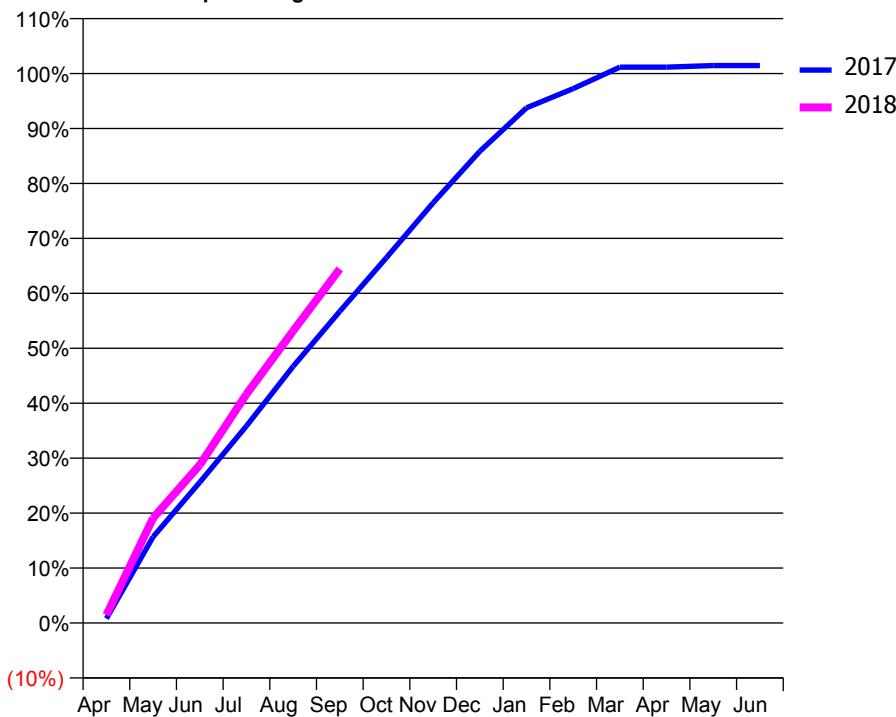
ACCESS*

Patients seen in 24 months	Total	Change since previous quarter
Quarter ending September 2016	2,396	
Quarter ending December 2016	2,483	↑
Quarter ending March 2017	2,382	↓
Quarter ending June 2017	2,324	↓
Quarter ending September 2017	2,379	↑
Variance since September 2016	(0.7%)	→



ACTIVITY

Cumulative percentage of contracted UDA delivered 2017 & 2018



Adjusted Scheduled Activity (UDA)

Month	2017	2018
April	44	79
May	851	1,036
June	1,389	1,560
July	1,943	2,259
August	2,533	2,882
September	3,076	3,494
October	3,606	
November	4,146	
December	4,654	
January	5,084	
February	5,273	
March	5,485	
April	5,485	
May	5,501	
June	5,501	

QUALITY

	Quantity	Base Number	Contract	AT	Region	England
% of FP17s for the same patient ID Re-attending within 3 months - Children	31	500	6.2%	11.4%	11.4%	11.9%
% of FP17s for the same patient ID Re-attending within 3 months - Adults	127	1,488	8.5%	16.4%	15.7%	15.9%
% of FP17s for the same patient ID Re-attending between 3 & 9 months - Children	246	500	49.2%	55.5%	60.6%	58.1%
% of FP17s for the same patient ID Re-attending between 3 & 9 months - Adults	636	1,488	42.7%	48.7%	52.0%	50.6%
% of FP17s for Band 1 Urgent Courses	194	1,985	9.8%	10.7%	9.6%	9.1%
% of FP17s Relating to Free Repair or Replacements	6	1,985	0.3%	0.6%	0.7%	0.8%
% of FP17s Relating to Continuations	3	1,985	0.2%	0.8%	1.0%	1.1%
% of Patients satisfied with the dentistry they have received	3	3	N/A	89.6%	91.6%	91.4%
% of Patients satisfied with the time they had to wait for an appointment	2	3	N/A	87.0%	87.9%	87.7%

* This is based on patients treated on this contract for their most recent course of treatment. Figures in italics indicate the base number of FP17s or Patient Questionnaire responses are less than 100. N/A is shown where the base number of responses is less than 10 during the period. % is calculated as Quantity/Base number*100

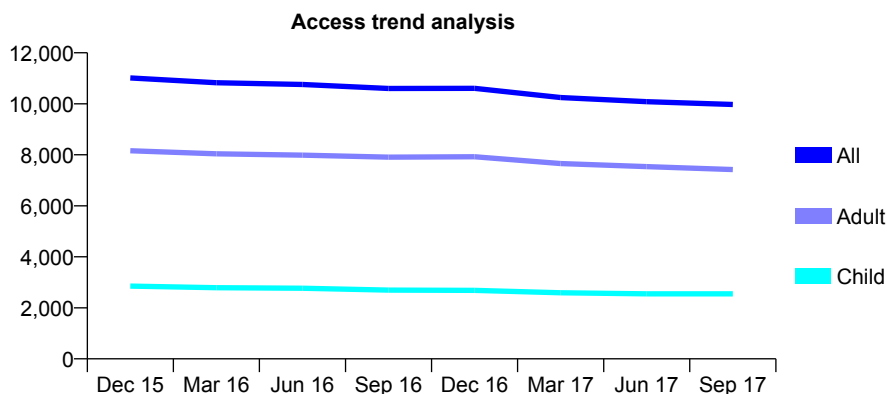
Q67 - Vital Signs At a Glance Contract Report for 921351/0003 - September 2017

Name or company name	MR PK CHOPRA
Contract type name	GDS Contract
Purpose of contract	General
Contract start date	01/04/2006
Contract end date	

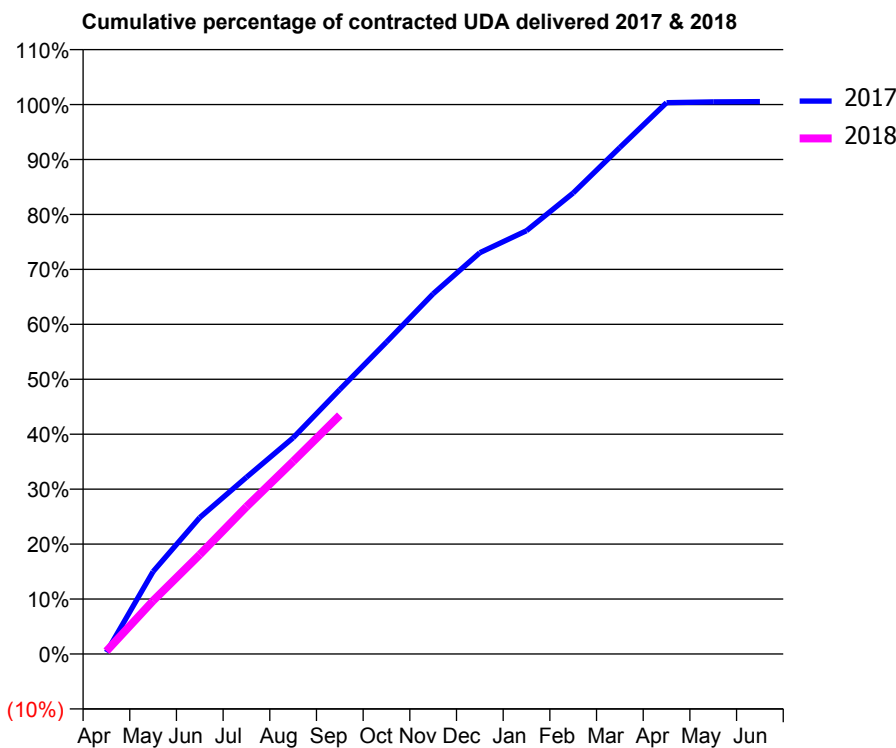
17/18 Contracted general activity (UDA)	25,324
Carry forward general activity (UDA)	-135
17/18 Contracted orthodontic activity (UOA)	0
Carry forward orthodontic activity (UOA)	0
Baseline contract value	£698,694.82

ACCESS*

Patients seen in 24 months	Total	Change since previous quarter
Quarter ending September 2016	10,603	
Quarter ending December 2016	10,605	→
Quarter ending March 2017	10,247	↓
Quarter ending June 2017	10,084	↓
Quarter ending September 2017	9,972	↓
Variance since September 2016	(6.0%)	↓



ACTIVITY



Month	Adjusted Scheduled Activity (UDA)	
	2017	2018
April	82	135
May	3,803	2,453
June	6,287	4,581
July	8,144	6,787
August	9,965	8,878
September	12,190	11,004
October	14,377	
November	16,600	
December	18,494	
January	19,511	
February	21,245	
March	23,340	
April	25,406	
May	25,445	
June	25,458	

QUALITY

	Quantity	Base Number	Contract	AT	Region	England
% of FP17s for the same patient ID Re-attending within 3 months - Children	95	1,762	5.4%	11.4%	11.4%	11.9%
% of FP17s for the same patient ID Re-attending within 3 months - Adults	582	5,140	11.3%	16.4%	15.7%	15.9%
% of FP17s for the same patient ID Re-attending between 3 & 9 months - Children	798	1,762	45.3%	55.5%	60.6%	58.1%
% of FP17s for the same patient ID Re-attending between 3 & 9 months - Adults	2,238	5,140	43.5%	48.7%	52.0%	50.6%
% of FP17s for Band 1 Urgent Courses	581	5,432	10.7%	10.7%	9.6%	9.1%
% of FP17s Relating to Free Repair or Replacements	12	5,432	0.2%	0.6%	0.7%	0.8%
% of FP17s Relating to Continuations	10	5,432	0.2%	0.8%	1.0%	1.1%
% of Patients satisfied with the dentistry they have received	15	19	78.9%	89.6%	91.6%	91.4%
% of Patients satisfied with the time they had to wait for an appointment	12	19	63.2%	87.0%	87.9%	87.7%

* This is based on patients treated on this contract for their most recent course of treatment. Figures in italics indicate the base number of FP17s or Patient Questionnaire responses are less than 100. N/A is shown where the base number of responses is less than 10 during the period. % is calculated as Quantity/Base number*100

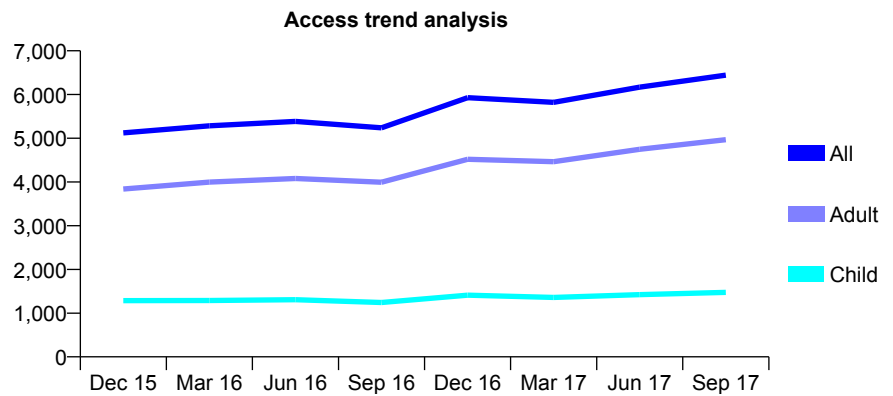
Q67 - Vital Signs At a Glance Contract Report for 921351/0013 - September 2017

Name or company name	MR PK CHOPRA
Contract type name	GDS Contract
Purpose of contract	General
Contract start date	01/04/2009
Contract end date	

17/18 Contracted general activity (UDA)	18,000
Carry forward general activity (UDA)	125
17/18 Contracted orthodontic activity (UOA)	0
Carry forward orthodontic activity (UOA)	0
Baseline contract value	£349,994.89

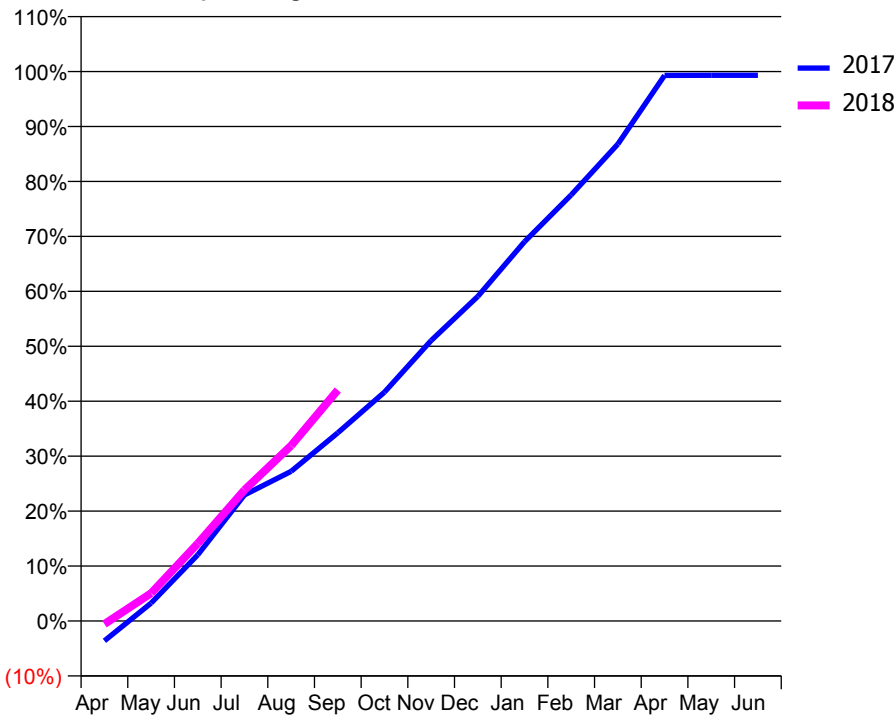
ACCESS*

Patients seen in 24 months	Total	Change since previous quarter
Quarter ending September 2016	5,238	
Quarter ending December 2016	5,928	↑
Quarter ending March 2017	5,821	↓
Quarter ending June 2017	6,170	↑
Quarter ending September 2017	6,442	↑
Variance since September 2016	23.0%	↑



ACTIVITY

Cumulative percentage of contracted UDA delivered 2017 & 2018



Month	Adjusted Scheduled Activity (UDA)	
	2017	2018
April	-655	-105
May	586	909
June	2,170	2,539
July	4,129	4,291
August	4,901	5,747
September	6,167	7,568
October	7,496	
November	9,187	
December	10,634	
January	12,424	
February	13,959	
March	15,623	
April	17,870	
May	17,877	
June	17,874	

QUALITY

	Quantity	Base Number	Contract	AT	Region	England
% of FP17s for the same patient ID Re-attending within 3 months - Children	68	957	7.1%	11.4%	11.4%	11.9%
% of FP17s for the same patient ID Re-attending within 3 months - Adults	473	3,367	14.0%	16.4%	15.7%	15.9%
% of FP17s for the same patient ID Re-attending between 3 & 9 months - Children	386	957	40.3%	55.5%	60.6%	58.1%
% of FP17s for the same patient ID Re-attending between 3 & 9 months - Adults	1,264	3,367	37.5%	48.7%	52.0%	50.6%
% of FP17s for Band 1 Urgent Courses	641	3,422	18.7%	10.7%	9.6%	9.1%
% of FP17s Relating to Free Repair or Replacements	25	3,422	0.7%	0.6%	0.7%	0.8%
% of FP17s Relating to Continuations	4	3,422	0.1%	0.8%	1.0%	1.1%
% of Patients satisfied with the dentistry they have received	3	4	N/A	89.6%	91.6%	91.4%
% of Patients satisfied with the time they had to wait for an appointment	4	4	N/A	87.0%	87.9%	87.7%

* This is based on patients treated on this contract for their most recent course of treatment. Figures in italics indicate the base number of FP17s or Patient Questionnaire responses are less than 100. N/A is shown where the base number of responses is less than 10 during the period. % is calculated as Quantity/Base number*100

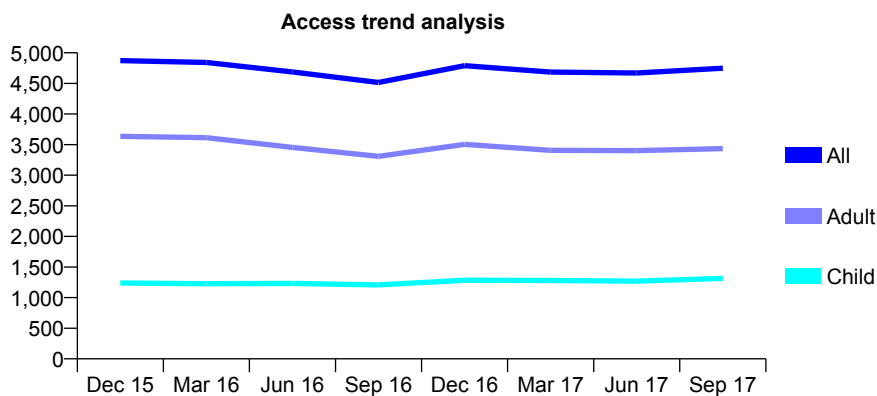
Q67 - Vital Signs At a Glance Contract Report for 921351/0014 - September 2017

Name or company name	MR PK CHOPRA
Contract type name	GDS Contract
Purpose of contract	General
Contract start date	01/04/2009
Contract end date	

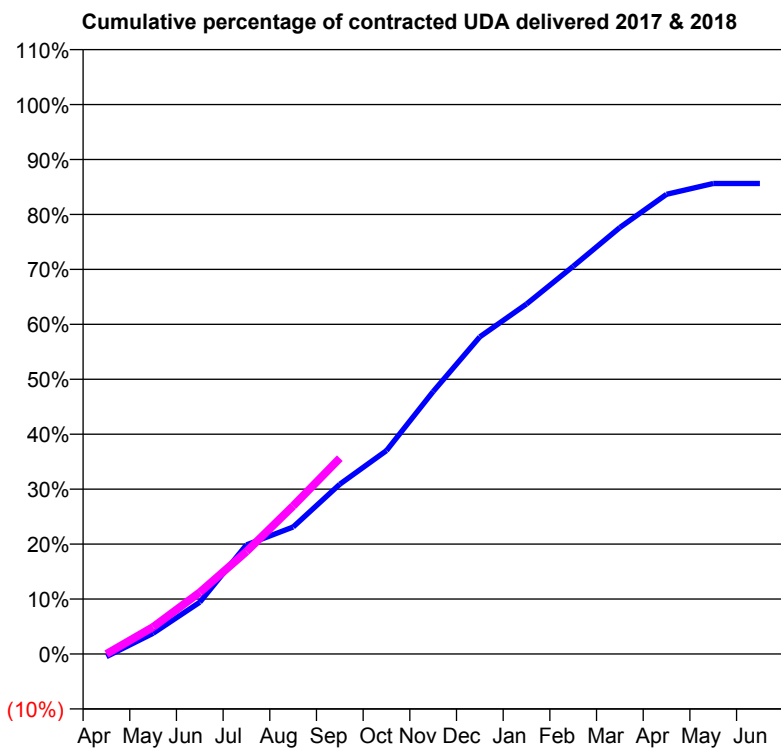
17/18 Contracted general activity (UDA)	15,000
Carry forward general activity (UDA)	0
17/18 Contracted orthodontic activity (UOA)	0
Carry forward orthodontic activity (UOA)	0
Baseline contract value	£292,079.81

ACCESS*

Patients seen in 24 months	Total	Change since previous quarter
Quarter ending September 2016	4,515	
Quarter ending December 2016	4,790	↑
Quarter ending March 2017	4,686	↓
Quarter ending June 2017	4,670	→
Quarter ending September 2017	4,749	→
Variance since September 2016	5.2%	↑



ACTIVITY



Month	Adjusted Scheduled Activity (UDA)	
	2017	2018
April	-74	0
May	567	738
June	1,413	1,682
July	2,981	2,796
August	3,465	4,044
September	4,634	5,346
October	5,553	
November	7,165	
December	8,658	
January	9,553	
February	10,583	
March	11,641	
April	12,550	
May	12,845	
June	12,845	

QUALITY

	Quantity	Base Number	Contract	AT	Region	England
% of FP17s for the same patient ID Re-attending within 3 months - Children	31	771	4.0%	11.4%	11.4%	11.9%
% of FP17s for the same patient ID Re-attending within 3 months - Adults	225	2,186	10.3%	16.4%	15.7%	15.9%
% of FP17s for the same patient ID Re-attending between 3 & 9 months - Children	344	771	44.6%	55.5%	60.6%	58.1%
% of FP17s for the same patient ID Re-attending between 3 & 9 months - Adults	936	2,186	42.8%	48.7%	52.0%	50.6%
% of FP17s for Band 1 Urgent Courses	397	2,399	16.5%	10.7%	9.6%	9.1%
% of FP17s Relating to Free Repair or Replacements	9	2,399	0.4%	0.6%	0.7%	0.8%
% of FP17s Relating to Continuations	2	2,399	0.1%	0.8%	1.0%	1.1%
% of Patients satisfied with the dentistry they have received	8	9	N/A	89.6%	91.6%	91.4%
% of Patients satisfied with the time they had to wait for an appointment	8	9	N/A	87.0%	87.9%	87.7%

* This is based on patients treated on this contract for their most recent course of treatment. Figures in italics indicate the base number of FP17s or Patient Questionnaire responses are less than 100. N/A is shown where the base number of responses is less than 10 during the period. % is calculated as Quantity/Base number*100

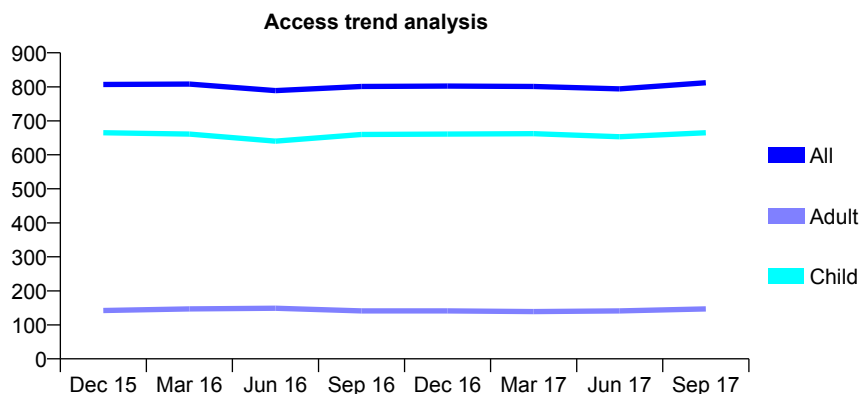
Q67 - Vital Signs At a Glance Contract Report for 921882/0001 - September 2017

Name or company name	MR PM NEWMAN
Contract type name	GDS Contract
Purpose of contract	General
Contract start date	01/04/2006
Contract end date	

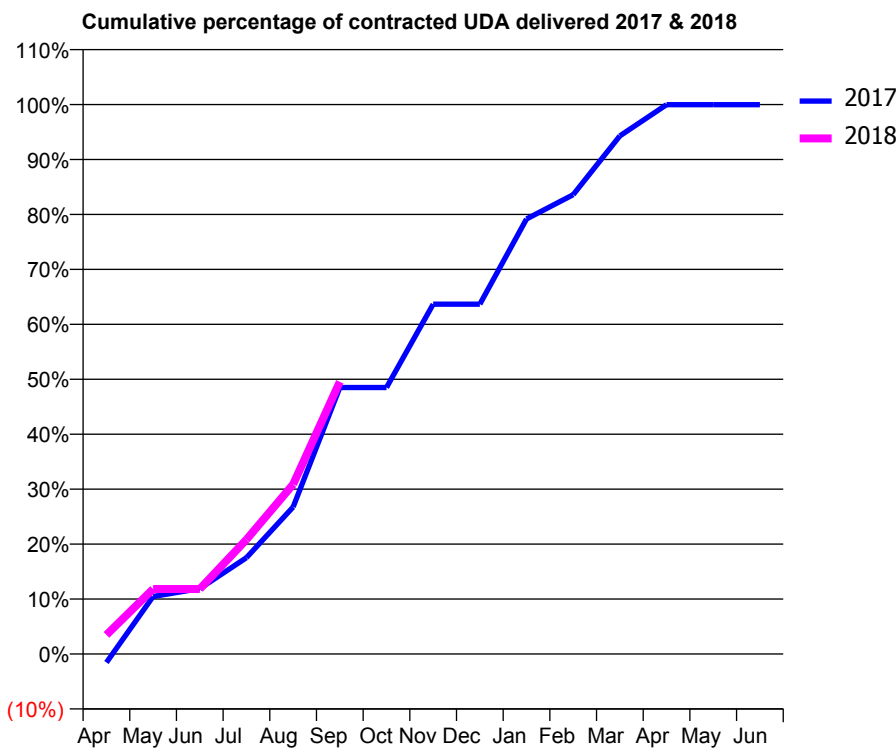
17/18 Contracted general activity (UDA)	1,786
Carry forward general activity (UDA)	0
17/18 Contracted orthodontic activity (UOA)	0
Carry forward orthodontic activity (UOA)	0
Baseline contract value	£44,166.23

ACCESS*

Patients seen in 24 months	Total	Change since previous quarter
Quarter ending September 2016	801	
Quarter ending December 2016	802	→
Quarter ending March 2017	801	→
Quarter ending June 2017	794	→
Quarter ending September 2017	812	↑
Variance since September 2016	1.4%	→



ACTIVITY



Month	Adjusted Scheduled Activity (UDA)	
	2017	2018
April	-28	62
May	187	211
June	213	211
July	313	372
August	478	551
September	866	885
October	866	
November	1,137	
December	1,137	
January	1,414	
February	1,493	
March	1,684	
April	1,785	
May	1,785	
June	1,785	

QUALITY

	Quantity	Base Number	Contract	AT	Region	England
% of FP17s for the same patient ID Re-attending within 3 months - Children	77	700	11.0%	11.4%	11.4%	11.9%
% of FP17s for the same patient ID Re-attending within 3 months - Adults	8	81	9.9%	16.4%	15.7%	15.9%
% of FP17s for the same patient ID Re-attending between 3 & 9 months - Children	471	700	67.3%	55.5%	60.6%	58.1%
% of FP17s for the same patient ID Re-attending between 3 & 9 months - Adults	50	81	61.7%	48.7%	52.0%	50.6%
% of FP17s for Band 1 Urgent Courses	15	707	2.1%	10.7%	9.6%	9.1%
% of FP17s Relating to Free Repair or Replacements	0	707	0.0%	0.6%	0.7%	0.8%
% of FP17s Relating to Continuations	0	707	0.0%	0.8%	1.0%	1.1%
% of Patients satisfied with the dentistry they have received	0	0	N/A	89.6%	91.6%	91.4%
% of Patients satisfied with the time they had to wait for an appointment	0	0	N/A	87.0%	87.9%	87.7%

* This is based on patients treated on this contract for their most recent course of treatment. Figures in italics indicate the base number of FP17s or Patient Questionnaire responses are less than 100. N/A is shown where the base number of responses is less than 10 during the period. % is calculated as Quantity/Base number*100

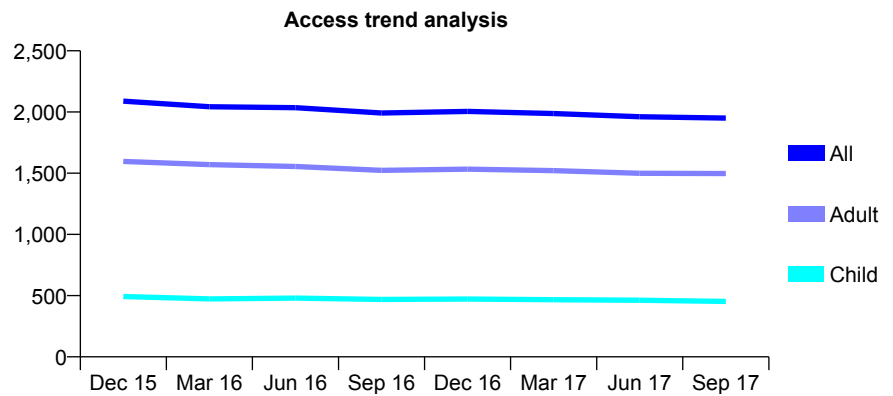
Q67 - Vital Signs At a Glance Contract Report for 923109/0001 - September 2017

Name or company name	MR MS TAWANA
Contract type name	GDS Contract
Purpose of contract	General
Contract start date	01/04/2006
Contract end date	

17/18 Contracted general activity (UDA)	5,900
Carry forward general activity (UDA)	9
17/18 Contracted orthodontic activity (UOA)	0
Carry forward orthodontic activity (UOA)	0
Baseline contract value	£156,101.73

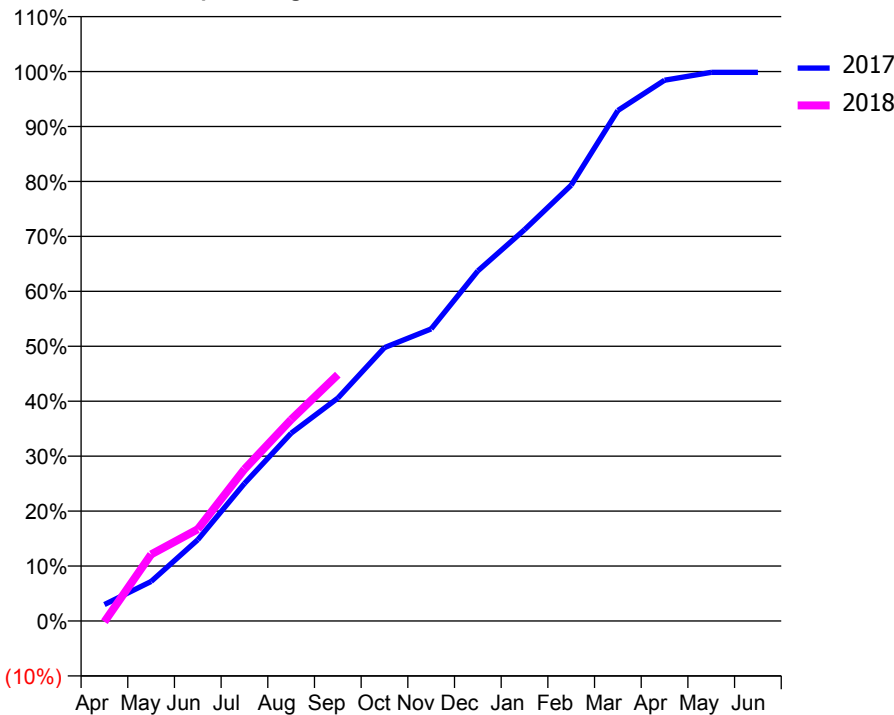
ACCESS*

Patients seen in 24 months	Total	Change since previous quarter
Quarter ending September 2016	1,992	
Quarter ending December 2016	2,005	→
Quarter ending March 2017	1,988	→
Quarter ending June 2017	1,961	↓
Quarter ending September 2017	1,950	→
Variance since September 2016	(2.1%)	↓



ACTIVITY

Cumulative percentage of contracted UDA delivered 2017 & 2018



Month	Adjusted Scheduled Activity (UDA)	
	2017	2018
April	176	-9
May	424	715
June	873	985
July	1,477	1,630
August	2,017	2,163
September	2,394	2,645
October	2,936	
November	3,136	
December	3,759	
January	4,201	
February	4,679	
March	5,481	
April	5,806	
May	5,891	
June	5,891	

QUALITY

	Quantity	Base Number	Contract	AT	Region	England
% of FP17s for the same patient ID Re-attending within 3 months - Children	3	269	1.1%	11.4%	11.4%	11.9%
% of FP17s for the same patient ID Re-attending within 3 months - Adults	49	826	5.9%	16.4%	15.7%	15.9%
% of FP17s for the same patient ID Re-attending between 3 & 9 months - Children	91	269	33.8%	55.5%	60.6%	58.1%
% of FP17s for the same patient ID Re-attending between 3 & 9 months - Adults	369	826	44.7%	48.7%	52.0%	50.6%
% of FP17s for Band 1 Urgent Courses	63	934	6.7%	10.7%	9.6%	9.1%
% of FP17s Relating to Free Repair or Replacements	1	934	0.1%	0.6%	0.7%	0.8%
% of FP17s Relating to Continuations	6	934	0.6%	0.8%	1.0%	1.1%
% of Patients satisfied with the dentistry they have received	7	7	N/A	89.6%	91.6%	91.4%
% of Patients satisfied with the time they had to wait for an appointment	7	7	N/A	87.0%	87.9%	87.7%

* This is based on patients treated on this contract for their most recent course of treatment. Figures in italics indicate the base number of FP17s or Patient Questionnaire responses are less than 100. N/A is shown where the base number of responses is less than 10 during the period. % is calculated as Quantity/Base number*100

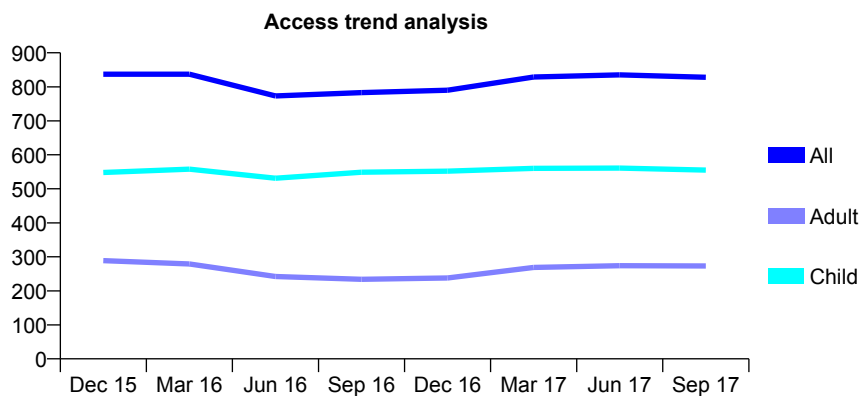
Q67 - Vital Signs At a Glance Contract Report for 925780/0001 - September 2017

Name or company name	MRS R PATEL
Contract type name	GDS Contract
Purpose of contract	General
Contract start date	01/04/2006
Contract end date	

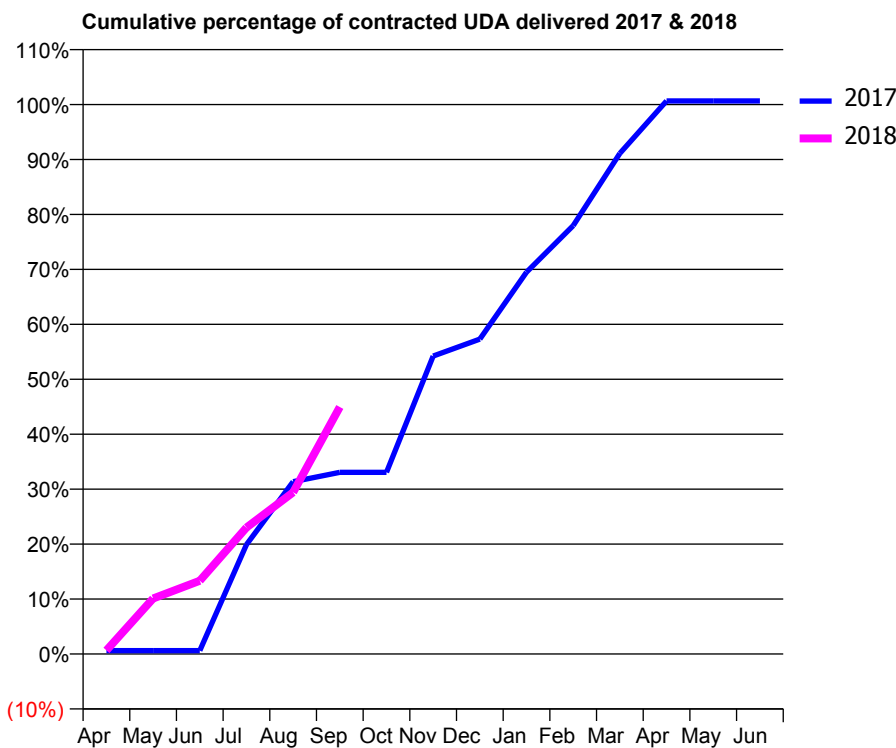
17/18 Contracted general activity (UDA)	1,920
Carry forward general activity (UDA)	-13
17/18 Contracted orthodontic activity (UOA)	0
Carry forward orthodontic activity (UOA)	0
Baseline contract value	£52,278.73

ACCESS*

Patients seen in 24 months	Total	Change since previous quarter
Quarter ending September 2016	783	
Quarter ending December 2016	790	→
Quarter ending March 2017	829	↑
Quarter ending June 2017	835	→
Quarter ending September 2017	828	→
Variance since September 2016	5.7%	↑



ACTIVITY



Adjusted Scheduled Activity (UDA)		
Month	2017	2018
April	12	13
May	12	194
June	12	256
July	382	442
August	602	565
September	635	863
October	635	
November	1,041	
December	1,100	
January	1,334	
February	1,497	
March	1,749	
April	1,932	
May	1,932	
June	1,932	

QUALITY

	Quantity	Base Number	Contract	AT	Region	England
% of FP17s for the same patient ID Re-attending within 3 months - Children	19	383	5.0%	11.4%	11.4%	11.9%
% of FP17s for the same patient ID Re-attending within 3 months - Adults	7	131	5.3%	16.4%	15.7%	15.9%
% of FP17s for the same patient ID Re-attending between 3 & 9 months - Children	216	383	56.4%	55.5%	60.6%	58.1%
% of FP17s for the same patient ID Re-attending between 3 & 9 months - Adults	38	131	29.0%	48.7%	52.0%	50.6%
% of FP17s for Band 1 Urgent Courses	80	446	17.9%	10.7%	9.6%	9.1%
% of FP17s Relating to Free Repair or Replacements	1	446	0.2%	0.6%	0.7%	0.8%
% of FP17s Relating to Continuations	4	446	0.9%	0.8%	1.0%	1.1%
% of Patients satisfied with the dentistry they have received	3	3	N/A	89.6%	91.6%	91.4%
% of Patients satisfied with the time they had to wait for an appointment	3	3	N/A	87.0%	87.9%	87.7%

* This is based on patients treated on this contract for their most recent course of treatment. Figures in italics indicate the base number of FP17s or Patient Questionnaire responses are less than 100. N/A is shown where the base number of responses is less than 10 during the period. % is calculated as Quantity/Base number*100

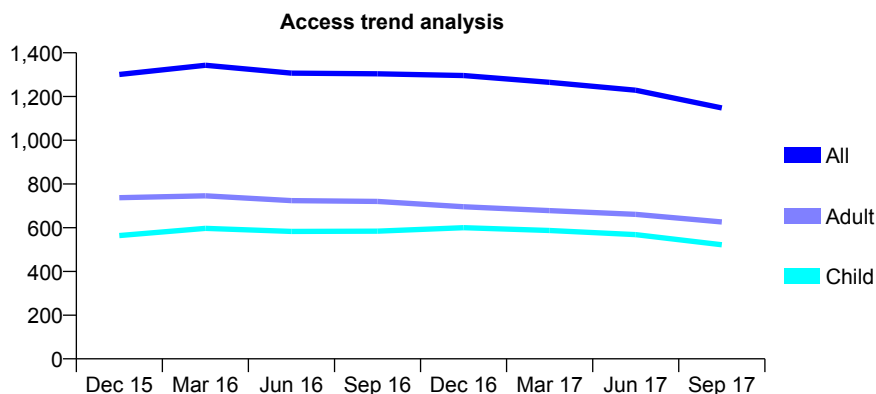
Q67 - Vital Signs At a Glance Contract Report for 933961/0001 - September 2017

Name or company name	MRS M CHADHA
Contract type name	GDS Contract
Purpose of contract	General
Contract start date	01/04/2006
Contract end date	

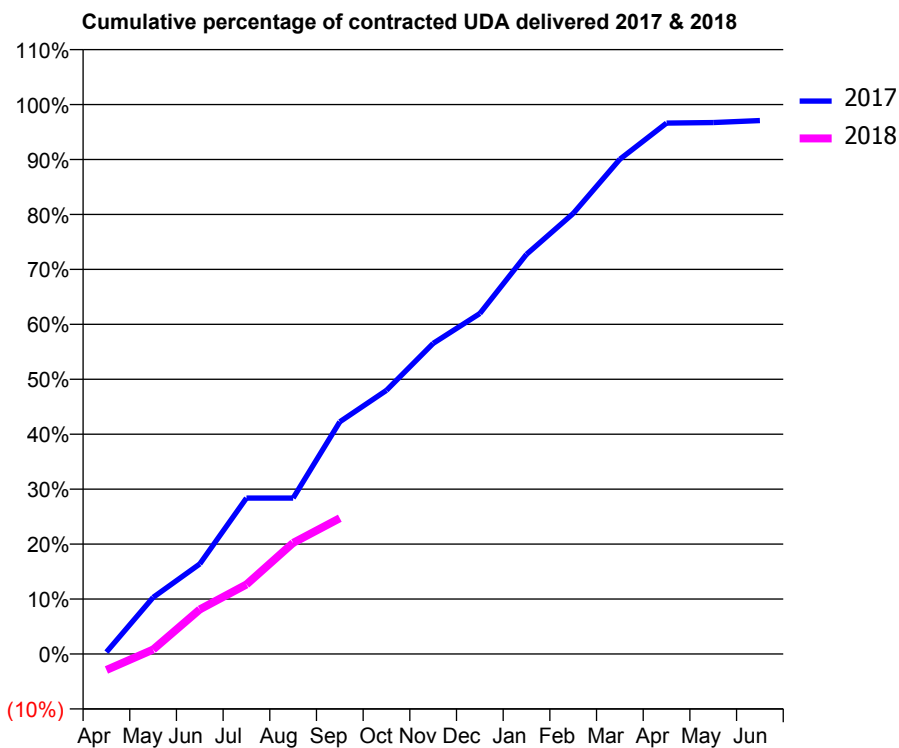
17/18 Contracted general activity (UDA)	4,072
Carry forward general activity (UDA)	119
17/18 Contracted orthodontic activity (UOA)	0
Carry forward orthodontic activity (UOA)	0
Baseline contract value	£104,714.69

ACCESS*

Patients seen in 24 months	Total	Change since previous quarter
Quarter ending September 2016	1,304	
Quarter ending December 2016	1,296	→
Quarter ending March 2017	1,265	↓
Quarter ending June 2017	1,229	↓
Quarter ending September 2017	1,148	↓
Variance since September 2016	(12.0%)	↓



ACTIVITY



Adjusted Scheduled Activity (UDA)		
Month	2017	2018
April	14	-119
May	419	33
June	667	331
July	1,156	516
August	1,156	823
September	1,721	1,006
October	1,954	
November	2,302	
December	2,523	
January	2,962	
February	3,264	
March	3,667	
April	3,934	
May	3,938	
June	3,953	

QUALITY

	Quantity	Base Number	Contract	AT	Region	England
% of FP17s for the same patient ID Re-attending within 3 months - Children	24	320	7.5%	11.4%	11.4%	11.9%
% of FP17s for the same patient ID Re-attending within 3 months - Adults	57	367	15.5%	16.4%	15.7%	15.9%
% of FP17s for the same patient ID Re-attending between 3 & 9 months - Children	209	320	65.3%	55.5%	60.6%	58.1%
% of FP17s for the same patient ID Re-attending between 3 & 9 months - Adults	251	367	68.4%	48.7%	52.0%	50.6%
% of FP17s for Band 1 Urgent Courses	51	601	8.5%	10.7%	9.6%	9.1%
% of FP17s Relating to Free Repair or Replacements	0	601	0.0%	0.6%	0.7%	0.8%
% of FP17s Relating to Continuations	1	601	0.2%	0.8%	1.0%	1.1%
% of Patients satisfied with the dentistry they have received	3	3	N/A	89.6%	91.6%	91.4%
% of Patients satisfied with the time they had to wait for an appointment	3	3	N/A	87.0%	87.9%	87.7%

* This is based on patients treated on this contract for their most recent course of treatment. Figures in italics indicate the base number of FP17s or Patient Questionnaire responses are less than 100. N/A is shown where the base number of responses is less than 10 during the period. % is calculated as Quantity/Base number*100

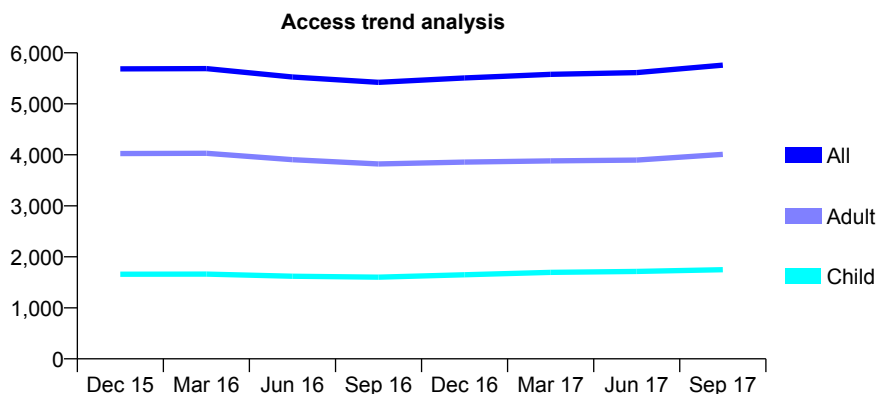
Q67 - Vital Signs At a Glance Contract Report for 934887/0002 - September 2017

Name or company name	MR R NATH
Contract type name	GDS Contract
Purpose of contract	General
Contract start date	01/12/2008
Contract end date	

17/18 Contracted general activity (UDA)	15,757
Carry forward general activity (UDA)	0
17/18 Contracted orthodontic activity (UOA)	0
Carry forward orthodontic activity (UOA)	0
Baseline contract value	£505,267.56

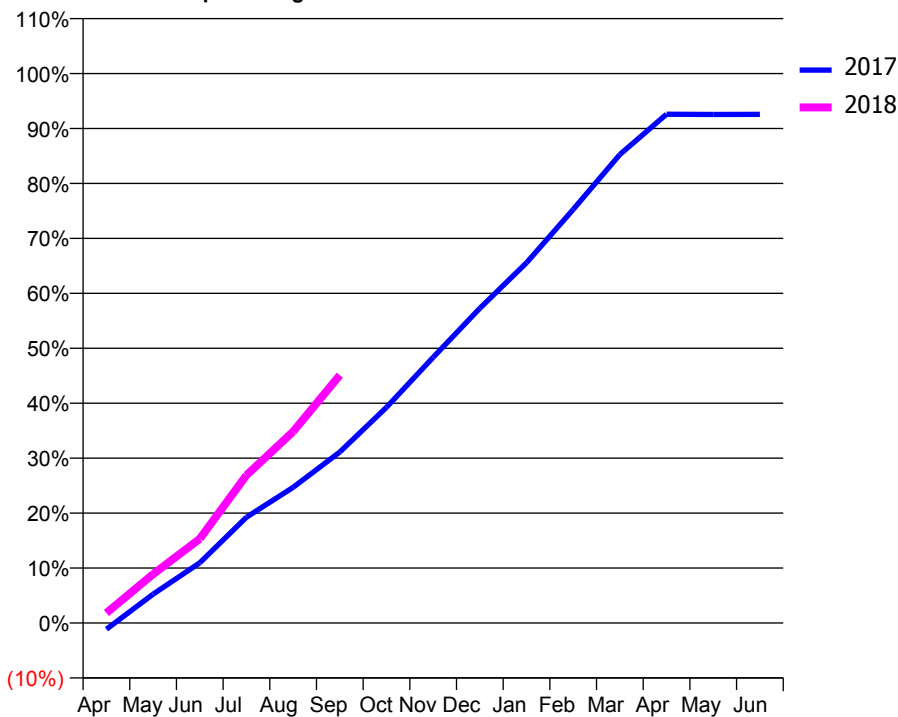
ACCESS*

Patients seen in 24 months	Total	Change since previous quarter
Quarter ending September 2016	5,421	
Quarter ending December 2016	5,506	→
Quarter ending March 2017	5,577	→
Quarter ending June 2017	5,612	→
Quarter ending September 2017	5,757	↑
Variance since September 2016	6.2%	↑



ACTIVITY

Cumulative percentage of contracted UDA delivered 2017 & 2018



Month	Adjusted Scheduled Activity (UDA)	
	2017	2018
April	-182	287
May	828	1,401
June	1,728	2,413
July	3,034	4,240
August	3,889	5,489
September	4,905	7,105
October	6,186	
November	7,620	
December	9,025	
January	10,329	
February	11,858	
March	13,436	
April	14,589	
May	14,580	
June	14,585	

QUALITY

	Quantity	Base Number	Contract	AT	Region	England
% of FP17s for the same patient ID Re-attending within 3 months - Children	106	1,138	9.3%	11.4%	11.4%	11.9%
% of FP17s for the same patient ID Re-attending within 3 months - Adults	348	2,279	15.3%	16.4%	15.7%	15.9%
% of FP17s for the same patient ID Re-attending between 3 & 9 months - Children	458	1,138	40.2%	55.5%	60.6%	58.1%
% of FP17s for the same patient ID Re-attending between 3 & 9 months - Adults	640	2,279	28.1%	48.7%	52.0%	50.6%
% of FP17s for Band 1 Urgent Courses	464	2,714	17.1%	10.7%	9.6%	9.1%
% of FP17s Relating to Free Repair or Replacements	9	2,714	0.3%	0.6%	0.7%	0.8%
% of FP17s Relating to Continuations	9	2,714	0.3%	0.8%	1.0%	1.1%
% of Patients satisfied with the dentistry they have received	8	8	N/A	89.6%	91.6%	91.4%
% of Patients satisfied with the time they had to wait for an appointment	8	8	N/A	87.0%	87.9%	87.7%

* This is based on patients treated on this contract for their most recent course of treatment. Figures in italics indicate the base number of FP17s or Patient Questionnaire responses are less than 100. N/A is shown where the base number of responses is less than 10 during the period. % is calculated as Quantity/Base number*100

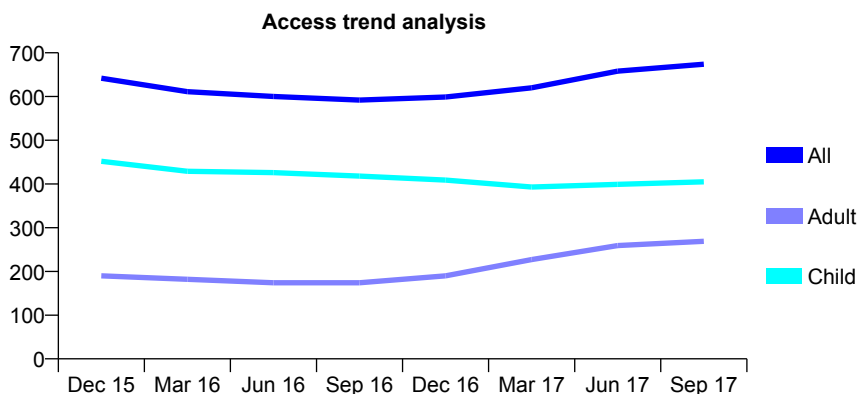
Q67 - Vital Signs At a Glance Contract Report for 937363/0003 - September 2017

Name or company name	MR G HAMILL
Contract type name	GDS Contract
Purpose of contract	General and Orthodontic
Contract start date	01/04/2006
Contract end date	

17/18 Contracted general activity (UDA)	2,248
Carry forward general activity (UDA)	0
17/18 Contracted orthodontic activity (UOA)	0
Carry forward orthodontic activity (UOA)	0
Baseline contract value	£51,101.48

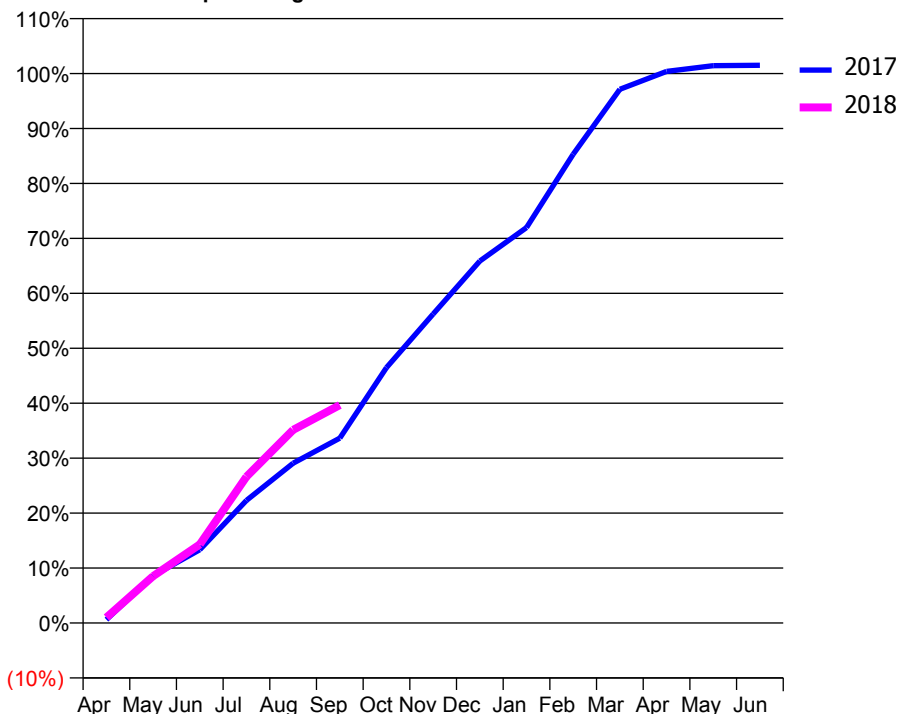
ACCESS*

Patients seen in 24 months	Total	Change since previous quarter
Quarter ending September 2016	592	
Quarter ending December 2016	599	→
Quarter ending March 2017	620	↑
Quarter ending June 2017	658	↑
Quarter ending September 2017	674	↑
Variance since September 2016	13.9%	↑



ACTIVITY

Cumulative percentage of contracted UDA delivered 2017 & 2018



Adjusted Scheduled Activity (UDA)

Month	2017	2018
April	10	22
May	140	192
June	217	321
July	364	599
August	474	790
September	549	892
October	758	
November	917	
December	1,074	
January	1,173	
February	1,391	
March	1,583	
April	1,636	
May	1,653	
June	1,654	

QUALITY

	Quantity	Base Number	Contract	AT	Region	England
% of FP17s for the same patient ID Re-attending within 3 months - Children	16	304	5.3%	11.4%	11.4%	11.9%
% of FP17s for the same patient ID Re-attending within 3 months - Adults	45	210	21.4%	16.4%	15.7%	15.9%
% of FP17s for the same patient ID Re-attending between 3 & 9 months - Children	180	304	59.2%	55.5%	60.6%	58.1%
% of FP17s for the same patient ID Re-attending between 3 & 9 months - Adults	85	210	40.5%	48.7%	52.0%	50.6%
% of FP17s for Band 1 Urgent Courses	48	472	10.2%	10.7%	9.6%	9.1%
% of FP17s Relating to Free Repair or Replacements	0	472	0.0%	0.6%	0.7%	0.8%
% of FP17s Relating to Continuations	1	472	0.2%	0.8%	1.0%	1.1%
% of Patients satisfied with the dentistry they have received	1	1	N/A	89.6%	91.6%	91.4%
% of Patients satisfied with the time they had to wait for an appointment	1	1	N/A	87.0%	87.9%	87.7%

* This is based on patients treated on this contract for their most recent course of treatment. Figures in italics indicate the base number of FP17s or Patient Questionnaire responses are less than 100. N/A is shown where the base number of responses is less than 10 during the period. % is calculated as Quantity/Base number*100

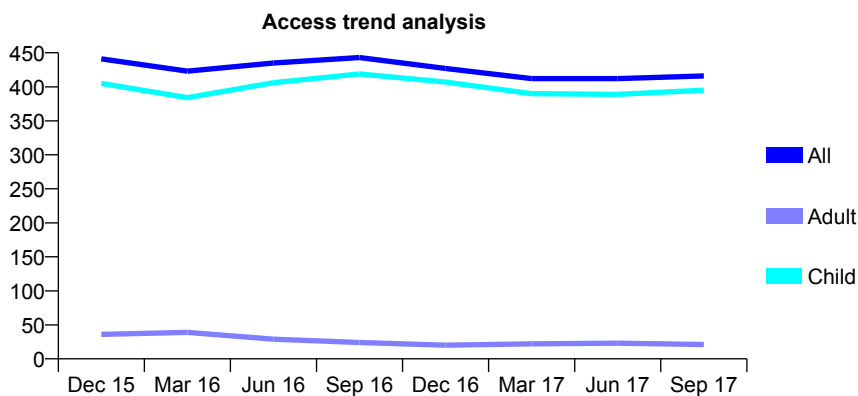
Q67 - Vital Signs At a Glance Contract Report for 946575/0001 - September 2017

Name or company name	MR KO ONANUGA
Contract type name	GDS Contract
Purpose of contract	General
Contract start date	03/12/2007
Contract end date	

17/18 Contracted general activity (UDA)	707
Carry forward general activity (UDA)	-15
17/18 Contracted orthodontic activity (UOA)	0
Carry forward orthodontic activity (UOA)	0
Baseline contract value	£20,227.08

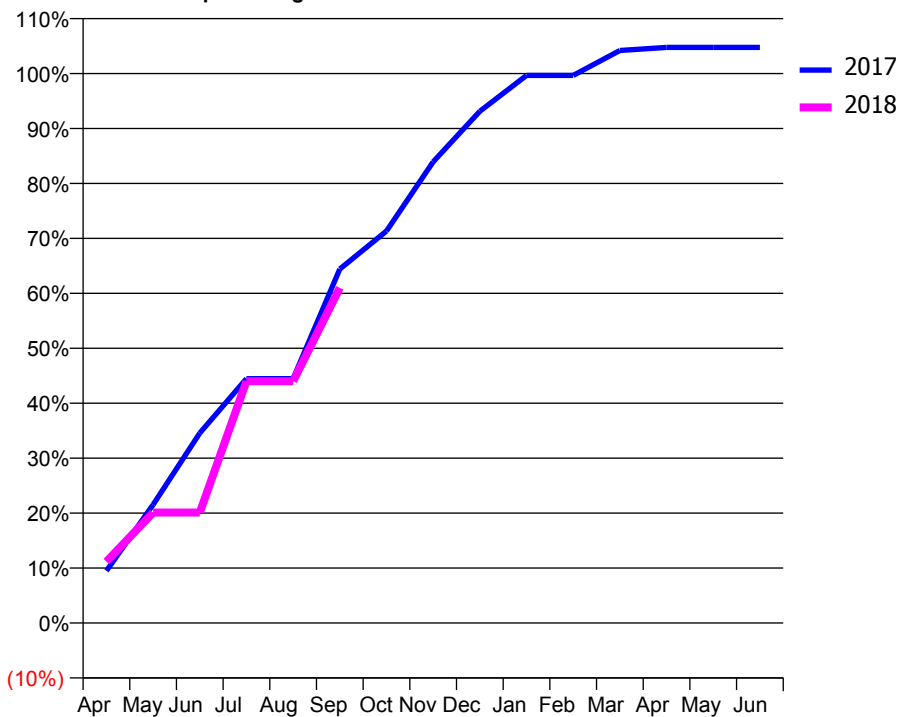
ACCESS*

Patients seen in 24 months	Total	Change since previous quarter
Quarter ending September 2016	443	
Quarter ending December 2016	427	↓
Quarter ending March 2017	412	↓
Quarter ending June 2017	412	→
Quarter ending September 2017	416	→
Variance since September 2016	(6.1%)	↓



ACTIVITY

Cumulative percentage of contracted UDA delivered 2017 & 2018



Adjusted Scheduled Activity (UDA)

Month	2017	2018
April	67	79
May	152	142
June	244	142
July	314	311
August	314	311
September	455	431
October	504	
November	593	
December	658	
January	705	
February	705	
March	737	
April	741	
May	741	
June	741	

QUALITY

	Quantity	Base Number	Contract	AT	Region	England
% of FP17s for the same patient ID Re-attending within 3 months - Children	9	298	3.0%	11.4%	11.4%	11.9%
% of FP17s for the same patient ID Re-attending within 3 months - Adults	0	4	0.0%	16.4%	15.7%	15.9%
% of FP17s for the same patient ID Re-attending between 3 & 9 months - Children	159	298	53.4%	55.5%	60.6%	58.1%
% of FP17s for the same patient ID Re-attending between 3 & 9 months - Adults	2	4	50.0%	48.7%	52.0%	50.6%
% of FP17s for Band 1 Urgent Courses	1	300	0.3%	10.7%	9.6%	9.1%
% of FP17s Relating to Free Repair or Replacements	0	300	0.0%	0.6%	0.7%	0.8%
% of FP17s Relating to Continuations	0	300	0.0%	0.8%	1.0%	1.1%
% of Patients satisfied with the dentistry they have received	0	0	N/A	89.6%	91.6%	91.4%
% of Patients satisfied with the time they had to wait for an appointment	0	0	N/A	87.0%	87.9%	87.7%

* This is based on patients treated on this contract for their most recent course of treatment. Figures in italics indicate the base number of FP17s or Patient Questionnaire responses are less than 100. N/A is shown where the base number of responses is less than 10 during the period. % is calculated as Quantity/Base number*100

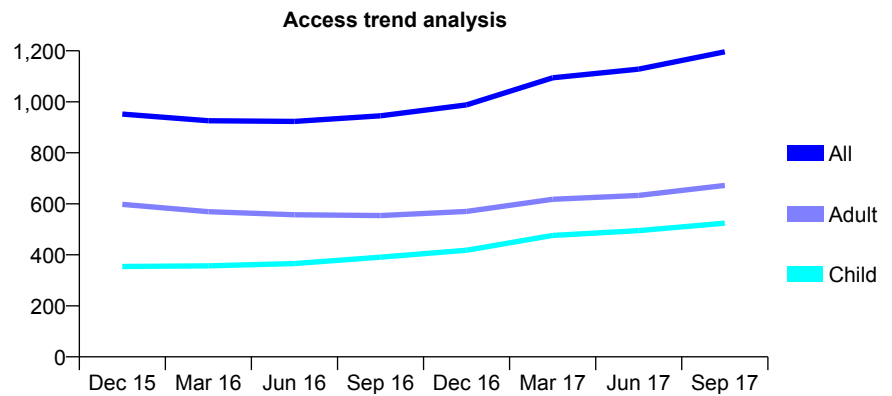
Q67 - Vital Signs At a Glance Contract Report for 952869/0001 - September 2017

Name or company name	MISS MF LOGUE
Contract type name	GDS Contract
Purpose of contract	General
Contract start date	01/04/2006
Contract end date	

17/18 Contracted general activity (UDA)	3,624
Carry forward general activity (UDA)	-27
17/18 Contracted orthodontic activity (UOA)	0
Carry forward orthodontic activity (UOA)	0
Baseline contract value	£89,618.37

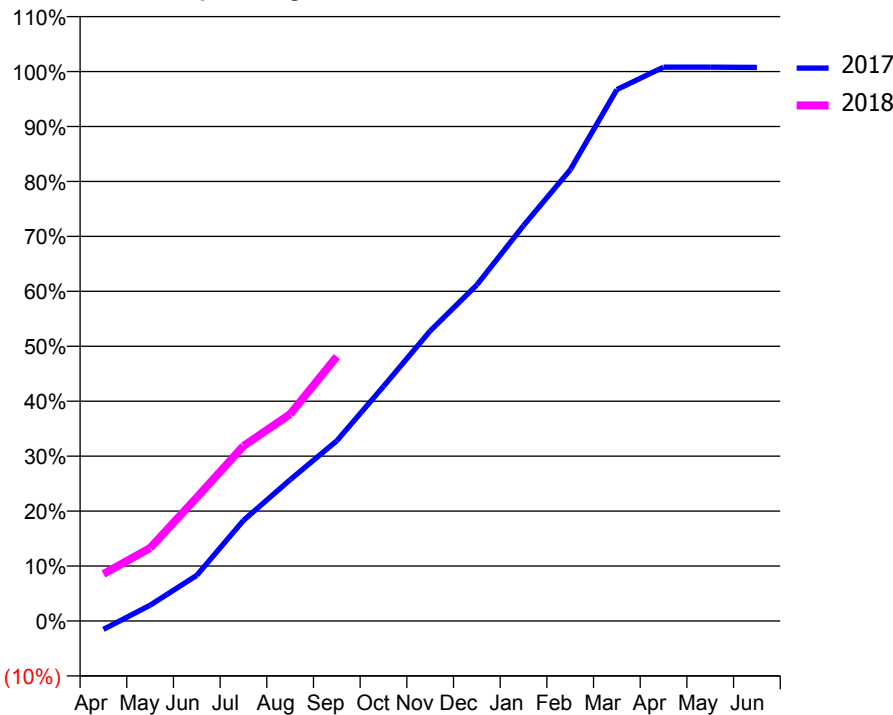
ACCESS*

Patients seen in 24 months	Total	Change since previous quarter
Quarter ending September 2016	945	
Quarter ending December 2016	988	↑
Quarter ending March 2017	1,094	↑
Quarter ending June 2017	1,128	↑
Quarter ending September 2017	1,196	↑
Variance since September 2016	26.6%	↑



ACTIVITY

Cumulative percentage of contracted UDA delivered 2017 & 2018



Month	Adjusted Scheduled Activity (UDA)	
	2017	2018
April	-56	310
May	104	482
June	302	815
July	663	1,154
August	932	1,365
September	1,188	1,744
October	1,547	
November	1,913	
December	2,217	
January	2,608	
February	2,976	
March	3,505	
April	3,653	
May	3,653	
June	3,651	

QUALITY

	Quantity	Base Number	Contract	AT	Region	England
% of FP17s for the same patient ID Re-attending within 3 months - Children	72	472	15.3%	11.4%	11.4%	11.9%
% of FP17s for the same patient ID Re-attending within 3 months - Adults	92	456	20.2%	16.4%	15.7%	15.9%
% of FP17s for the same patient ID Re-attending between 3 & 9 months - Children	226	472	47.9%	55.5%	60.6%	58.1%
% of FP17s for the same patient ID Re-attending between 3 & 9 months - Adults	196	456	43.0%	48.7%	52.0%	50.6%
% of FP17s for Band 1 Urgent Courses	137	870	15.7%	10.7%	9.6%	9.1%
% of FP17s Relating to Free Repair or Replacements	4	870	0.5%	0.6%	0.7%	0.8%
% of FP17s Relating to Continuations	2	870	0.2%	0.8%	1.0%	1.1%
% of Patients satisfied with the dentistry they have received	2	3	N/A	89.6%	91.6%	91.4%
% of Patients satisfied with the time they had to wait for an appointment	3	3	N/A	87.0%	87.9%	87.7%

* This is based on patients treated on this contract for their most recent course of treatment. Figures in italics indicate the base number of FP17s or Patient Questionnaire responses are less than 100. N/A is shown where the base number of responses is less than 10 during the period. % is calculated as Quantity/Base number*100

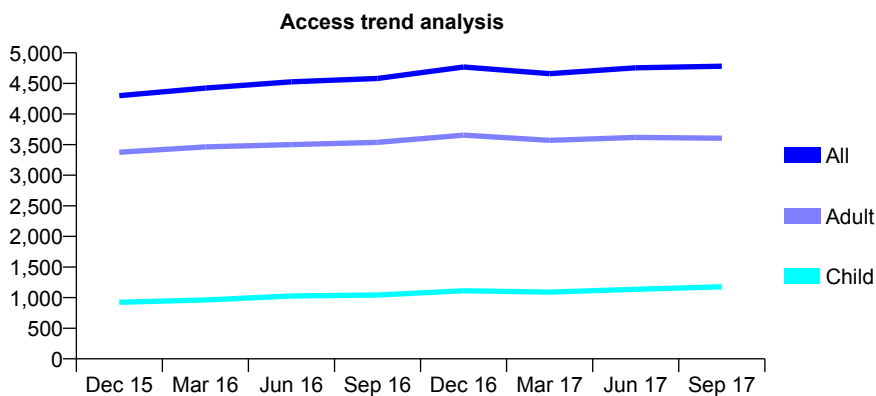
Q67 - Vital Signs At a Glance Contract Report for 953245/0001 - September 2017

Name or company name	MISS SR PHOTAY
Contract type name	GDS Contract
Purpose of contract	General
Contract start date	01/04/2012
Contract end date	

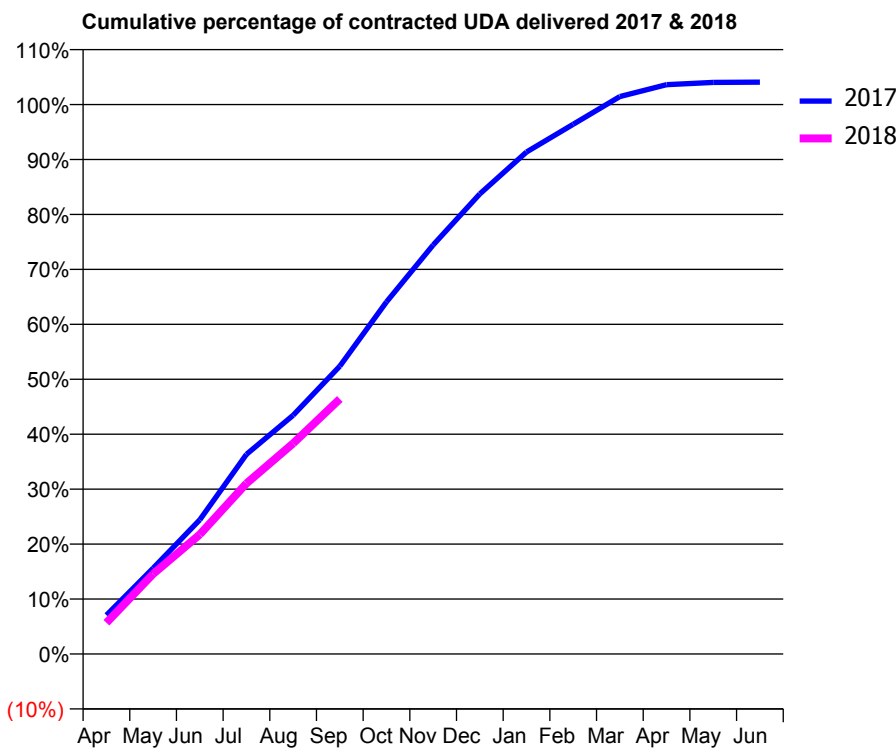
17/18 Contracted general activity (UDA)	11,840
Carry forward general activity (UDA)	-237
17/18 Contracted orthodontic activity (UOA)	0
Carry forward orthodontic activity (UOA)	0
Baseline contract value	£377,522.61

ACCESS*

Patients seen in 24 months	Total	Change since previous quarter
Quarter ending September 2016	4,580	
Quarter ending December 2016	4,767	↑
Quarter ending March 2017	4,659	↓
Quarter ending June 2017	4,754	↑
Quarter ending September 2017	4,782	→
Variance since September 2016	4.4%	↑



ACTIVITY



Month	Adjusted Scheduled Activity (UDA)	
	2017	2018
April	838	675
May	1,850	1,724
June	2,892	2,575
July	4,304	3,677
August	5,144	4,537
September	6,203	5,496
October	7,586	
November	8,813	
December	9,913	
January	10,816	
February	11,413	
March	12,012	
April	12,267	
May	12,316	
June	12,322	

QUALITY

	Quantity	Base Number	Contract	AT	Region	England
% of FP17s for the same patient ID Re-attending within 3 months - Children	53	814	6.5%	11.4%	11.4%	11.9%
% of FP17s for the same patient ID Re-attending within 3 months - Adults	317	2,185	14.5%	16.4%	15.7%	15.9%
% of FP17s for the same patient ID Re-attending between 3 & 9 months - Children	340	814	41.8%	55.5%	60.6%	58.1%
% of FP17s for the same patient ID Re-attending between 3 & 9 months - Adults	949	2,185	43.4%	48.7%	52.0%	50.6%
% of FP17s for Band 1 Urgent Courses	343	2,377	14.4%	10.7%	9.6%	9.1%
% of FP17s Relating to Free Repair or Replacements	0	2,377	0.0%	0.6%	0.7%	0.8%
% of FP17s Relating to Continuations	10	2,377	0.4%	0.8%	1.0%	1.1%
% of Patients satisfied with the dentistry they have received	8	9	N/A	89.6%	91.6%	91.4%
% of Patients satisfied with the time they had to wait for an appointment	5	9	N/A	87.0%	87.9%	87.7%

* This is based on patients treated on this contract for their most recent course of treatment. Figures in italics indicate the base number of FP17s or Patient Questionnaire responses are less than 100. N/A is shown where the base number of responses is less than 10 during the period. % is calculated as Quantity/Base number*100

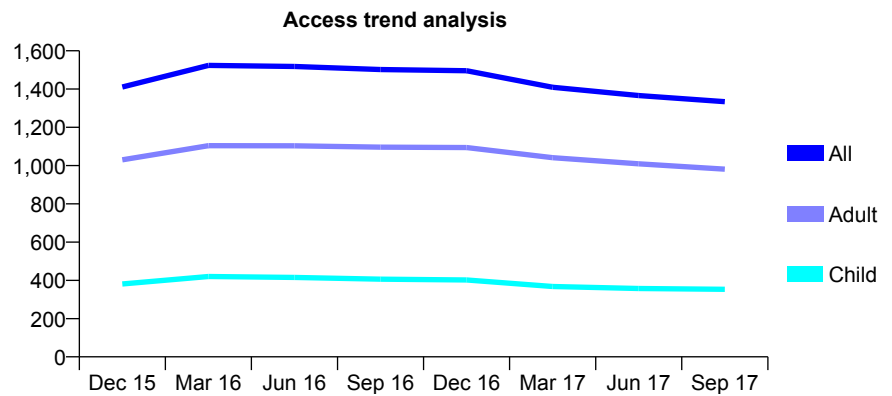
Q67 - Vital Signs At a Glance Contract Report for 961094/0001 - September 2017

Name or company name	MISS M FRAGGEDAKI
Contract type name	GDS Contract
Purpose of contract	General
Contract start date	01/04/2006
Contract end date	

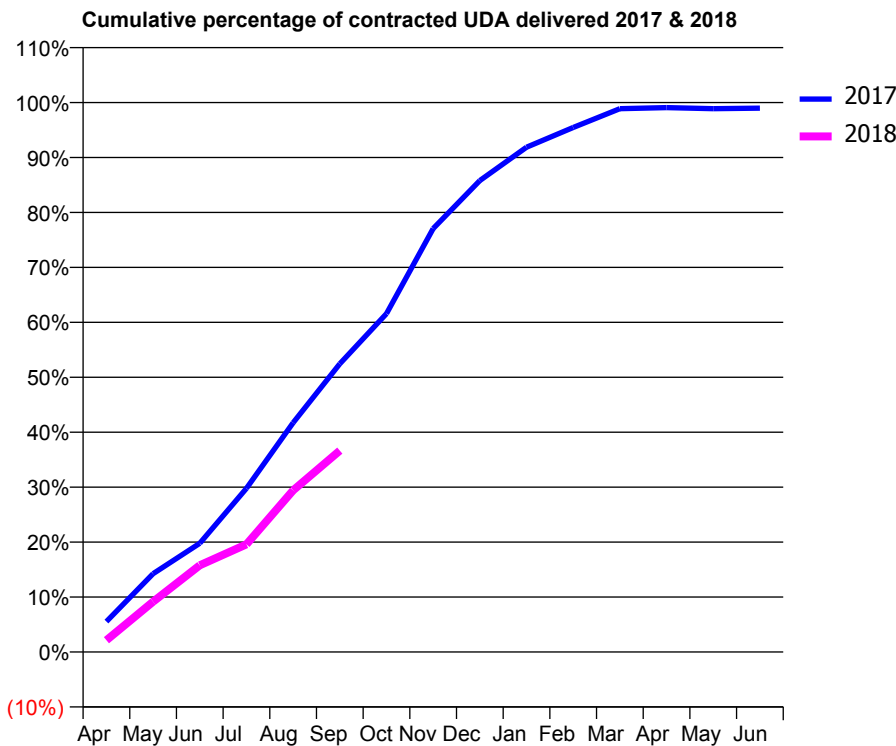
17/18 Contracted general activity (UDA)	4,938
Carry forward general activity (UDA)	51
17/18 Contracted orthodontic activity (UOA)	0
Carry forward orthodontic activity (UOA)	0
Baseline contract value	£122,112.43

ACCESS*

Patients seen in 24 months	Total	Change since previous quarter
Quarter ending September 2016	1,502	
Quarter ending December 2016	1,496	→
Quarter ending March 2017	1,409	↓
Quarter ending June 2017	1,366	↓
Quarter ending September 2017	1,334	↓
Variance since September 2016	(11.2%)	↓



ACTIVITY



Month	Adjusted Scheduled Activity (UDA)	
	2017	2018
April	273	107
May	705	452
June	978	780
July	1,470	968
August	2,061	1,453
September	2,590	1,810
October	3,041	
November	3,805	
December	4,237	
January	4,536	
February	4,714	
March	4,883	
April	4,892	
May	4,883	
June	4,887	

QUALITY

	Quantity	Base Number	Contract	AT	Region	England
% of FP17s for the same patient ID Re-attending within 3 months - Children	22	280	7.9%	11.4%	11.4%	11.9%
% of FP17s for the same patient ID Re-attending within 3 months - Adults	62	615	10.1%	16.4%	15.7%	15.9%
% of FP17s for the same patient ID Re-attending between 3 & 9 months - Children	181	280	64.6%	55.5%	60.6%	58.1%
% of FP17s for the same patient ID Re-attending between 3 & 9 months - Adults	301	615	48.9%	48.7%	52.0%	50.6%
% of FP17s for Band 1 Urgent Courses	51	886	5.8%	10.7%	9.6%	9.1%
% of FP17s Relating to Free Repair or Replacements	15	886	1.7%	0.6%	0.7%	0.8%
% of FP17s Relating to Continuations	4	886	0.5%	0.8%	1.0%	1.1%
% of Patients satisfied with the dentistry they have received	12	13	92.3%	89.6%	91.6%	91.4%
% of Patients satisfied with the time they had to wait for an appointment	13	13	100.0%	87.0%	87.9%	87.7%

* This is based on patients treated on this contract for their most recent course of treatment. Figures in italics indicate the base number of FP17s or Patient Questionnaire responses are less than 100. N/A is shown where the base number of responses is less than 10 during the period. % is calculated as Quantity/Base number*100

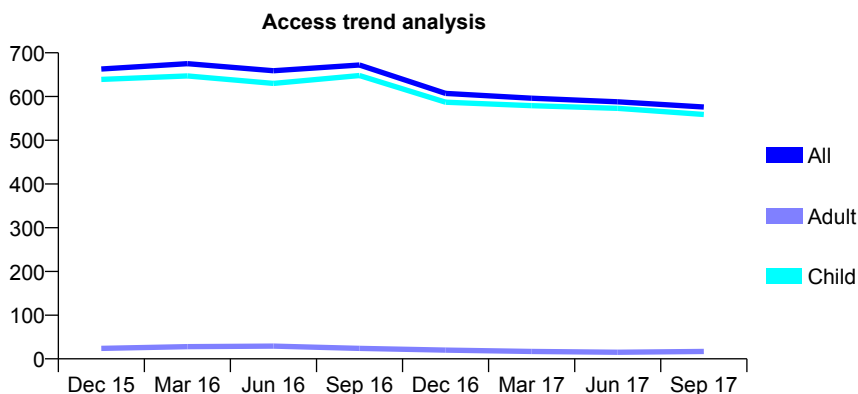
Q67 - Vital Signs At a Glance Contract Report for 961094/0002 - September 2017

Name or company name	Raines and Szymczak
Contract type name	GDS Contract
Purpose of contract	General
Contract start date	17/12/2006
Contract end date	

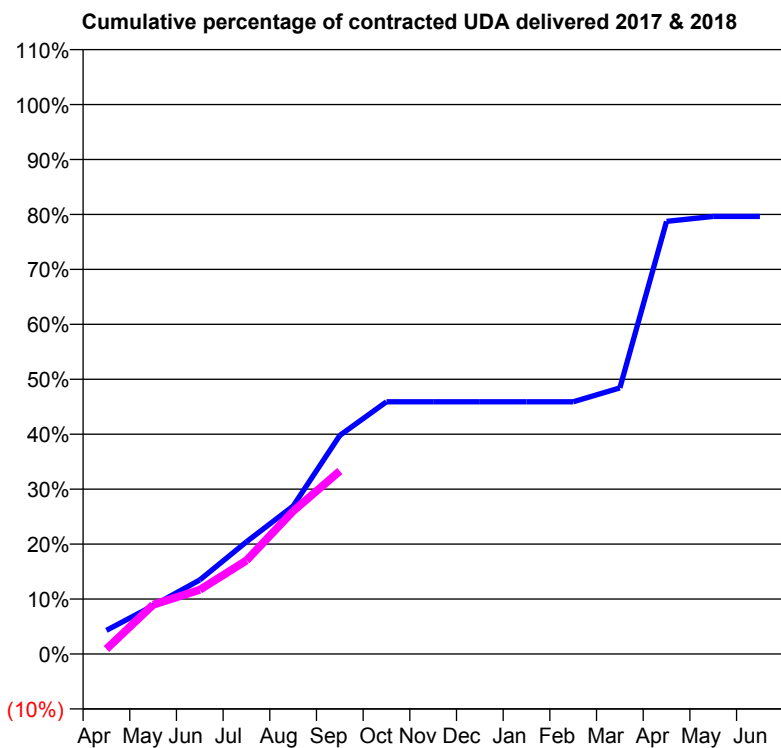
17/18 Contracted general activity (UDA)	770
Carry forward general activity (UDA)	0
17/18 Contracted orthodontic activity (UOA)	0
Carry forward orthodontic activity (UOA)	0
Baseline contract value	£19,041.43

ACCESS*

Patients seen in 24 months	Total	Change since previous quarter
Quarter ending September 2016	672	
Quarter ending December 2016	607	↓
Quarter ending March 2017	596	↓
Quarter ending June 2017	588	↓
Quarter ending September 2017	576	↓
Variance since September 2016	(14.3%)	↓



ACTIVITY



Month	Adjusted Scheduled Activity (UDA)	
	2017	2018
April	33	7
May	68	69
June	104	90
July	157	131
August	207	200
September	306	256
October	353	
November	353	
December	353	
January	353	
February	353	
March	373	
April	606	
May	613	
June	613	

QUALITY

	Quantity	Base Number	Contract	AT	Region	England
% of FP17s for the same patient ID Re-attending within 3 months - Children	16	408	3.9%	11.4%	11.4%	11.9%
% of FP17s for the same patient ID Re-attending within 3 months - Adults	0	0	N/A	16.4%	15.7%	15.9%
% of FP17s for the same patient ID Re-attending between 3 & 9 months - Children	77	408	18.9%	55.5%	60.6%	58.1%
% of FP17s for the same patient ID Re-attending between 3 & 9 months - Adults	0	0	N/A	48.7%	52.0%	50.6%
% of FP17s for Band 1 Urgent Courses	2	207	1.0%	10.7%	9.6%	9.1%
% of FP17s Relating to Free Repair or Replacements	0	207	0.0%	0.6%	0.7%	0.8%
% of FP17s Relating to Continuations	0	207	0.0%	0.8%	1.0%	1.1%
% of Patients satisfied with the dentistry they have received	1	1	N/A	89.6%	91.6%	91.4%
% of Patients satisfied with the time they had to wait for an appointment	0	1	N/A	87.0%	87.9%	87.7%

* This is based on patients treated on this contract for their most recent course of treatment. Figures in italics indicate the base number of FP17s or Patient Questionnaire responses are less than 100. N/A is shown where the base number of responses is less than 10 during the period. % is calculated as Quantity/Base number*100

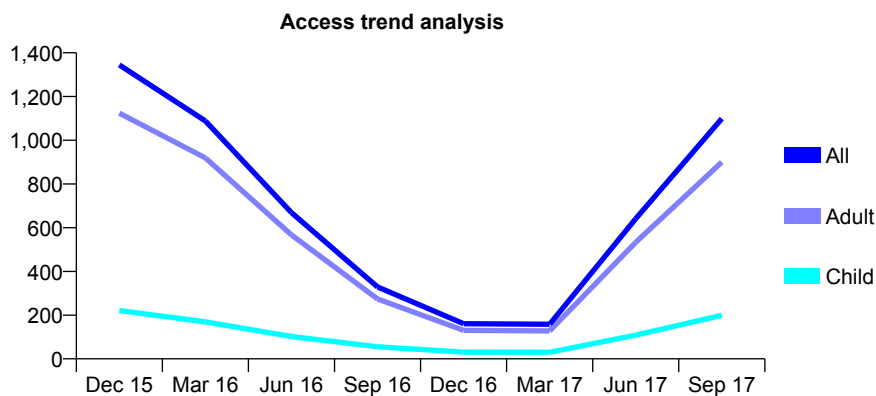
Q67 - Vital Signs At a Glance Contract Report for 963704/0001 - September 2017

Name or company name	MRS MS OPIE
Contract type name	GDS Contract
Purpose of contract	General
Contract start date	01/04/2006
Contract end date	

17/18 Contracted general activity (UDA)	6,729
Carry forward general activity (UDA)	0
17/18 Contracted orthodontic activity (UOA)	0
Carry forward orthodontic activity (UOA)	0
Baseline contract value	£151,254.39

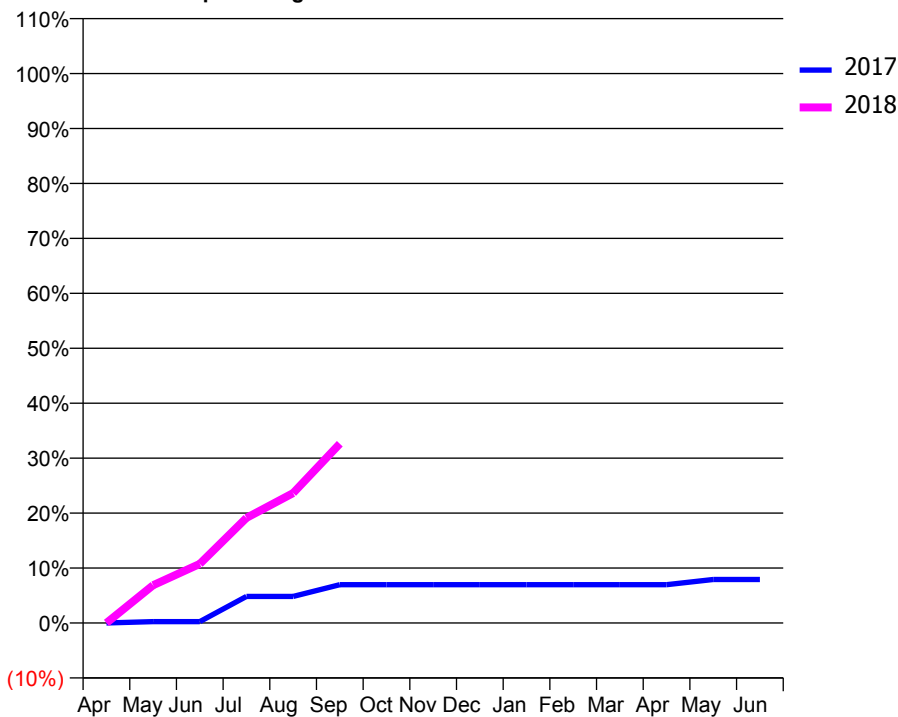
ACCESS*

Patients seen in 24 months	Total	Change since previous quarter
Quarter ending September 2016	329	
Quarter ending December 2016	161	↓
Quarter ending March 2017	158	↓
Quarter ending June 2017	641	↑
Quarter ending September 2017	1,099	↑
Variance since September 2016	234.0%	↑



ACTIVITY

Cumulative percentage of contracted UDA delivered 2017 & 2018



Month	Adjusted Scheduled Activity (UDA)	
	2017	2018
April	0	0
May	17	463
June	17	725
July	325	1,287
August	325	1,591
September	470	2,196
October	470	
November	470	
December	470	
January	470	
February	470	
March	470	
April	470	
May	533	
June	533	

QUALITY

	Quantity	Base Number	Contract	AT	Region	England
% of FP17s for the same patient ID Re-attending within 3 months - Children	12	208	5.8%	11.4%	11.4%	11.9%
% of FP17s for the same patient ID Re-attending within 3 months - Adults	80	888	9.0%	16.4%	15.7%	15.9%
% of FP17s for the same patient ID Re-attending between 3 & 9 months - Children	8	208	3.8%	55.5%	60.6%	58.1%
% of FP17s for the same patient ID Re-attending between 3 & 9 months - Adults	25	888	2.8%	48.7%	52.0%	50.6%
% of FP17s for Band 1 Urgent Courses	76	1,053	7.2%	10.7%	9.6%	9.1%
% of FP17s Relating to Free Repair or Replacements	1	1,053	0.1%	0.6%	0.7%	0.8%
% of FP17s Relating to Continuations	10	1,053	0.9%	0.8%	1.0%	1.1%
% of Patients satisfied with the dentistry they have received	3	3	N/A	89.6%	91.6%	91.4%
% of Patients satisfied with the time they had to wait for an appointment	3	3	N/A	87.0%	87.9%	87.7%

* This is based on patients treated on this contract for their most recent course of treatment. Figures in italics indicate the base number of FP17s or Patient Questionnaire responses are less than 100. N/A is shown where the base number of responses is less than 10 during the period. % is calculated as Quantity/Base number*100

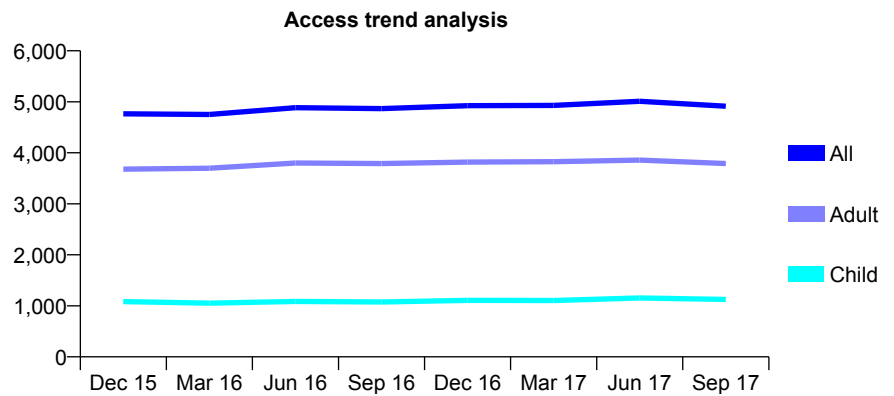
Q67 - Vital Signs At a Glance Contract Report for 963984/0001 - September 2017

Name or company name	MR OB ADESANYA
Contract type name	GDS Contract
Purpose of contract	General
Contract start date	01/01/2007
Contract end date	

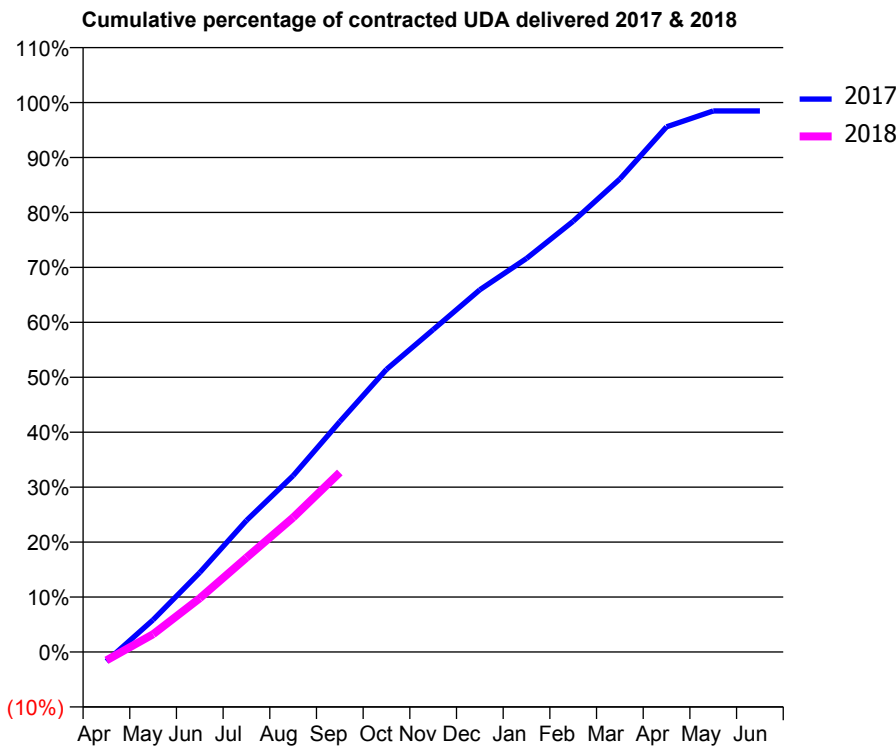
17/18 Contracted general activity (UDA)	11,562
Carry forward general activity (UDA)	178
17/18 Contracted orthodontic activity (UOA)	0
Carry forward orthodontic activity (UOA)	0
Baseline contract value	£376,126.55

ACCESS*

Patients seen in 24 months	Total	Change since previous quarter
Quarter ending September 2016	4,867	
Quarter ending December 2016	4,925	→
Quarter ending March 2017	4,930	→
Quarter ending June 2017	5,010	→
Quarter ending September 2017	4,915	↓
Variance since September 2016	1.0%	→



ACTIVITY



Month	Adjusted Scheduled Activity (UDA)	
	2017	2018
April	-199	-178
May	678	374
June	1,673	1,131
July	2,767	1,986
August	3,710	2,829
September	4,848	3,777
October	5,946	
November	6,783	
December	7,621	
January	8,281	
February	9,063	
March	9,954	
April	11,051	
May	11,384	
June	11,384	

QUALITY

	Quantity	Base Number	Contract	AT	Region	England
% of FP17s for the same patient ID Re-attending within 3 months - Children	42	851	4.9%	11.4%	11.4%	11.9%
% of FP17s for the same patient ID Re-attending within 3 months - Adults	388	2,330	16.7%	16.4%	15.7%	15.9%
% of FP17s for the same patient ID Re-attending between 3 & 9 months - Children	424	851	49.8%	55.5%	60.6%	58.1%
% of FP17s for the same patient ID Re-attending between 3 & 9 months - Adults	825	2,330	35.4%	48.7%	52.0%	50.6%
% of FP17s for Band 1 Urgent Courses	429	2,192	19.6%	10.7%	9.6%	9.1%
% of FP17s Relating to Free Repair or Replacements	0	2,192	0.0%	0.6%	0.7%	0.8%
% of FP17s Relating to Continuations	7	2,192	0.3%	0.8%	1.0%	1.1%
% of Patients satisfied with the dentistry they have received	5	6	N/A	89.6%	91.6%	91.4%
% of Patients satisfied with the time they had to wait for an appointment	5	6	N/A	87.0%	87.9%	87.7%

* This is based on patients treated on this contract for their most recent course of treatment. Figures in italics indicate the base number of FP17s or Patient Questionnaire responses are less than 100. N/A is shown where the base number of responses is less than 10 during the period. % is calculated as Quantity/Base number*100

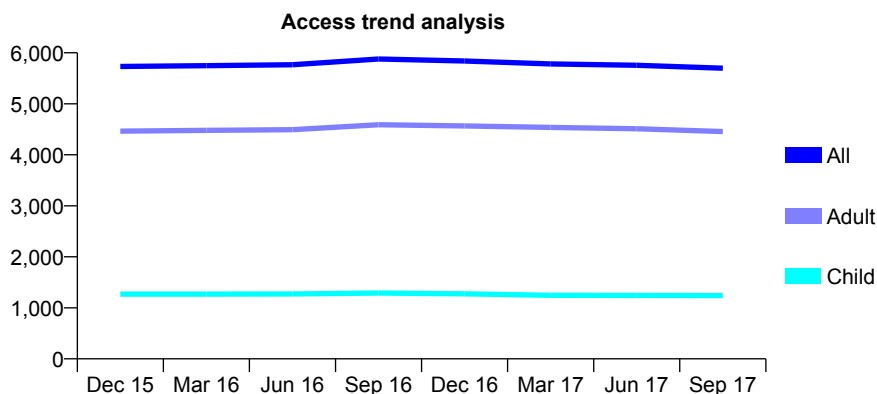
Q67 - Vital Signs At a Glance Contract Report for 966878/0001 - September 2017

Name or company name	MR GS AL-QURAISHI
Contract type name	GDS Contract
Purpose of contract	General
Contract start date	01/10/2013
Contract end date	

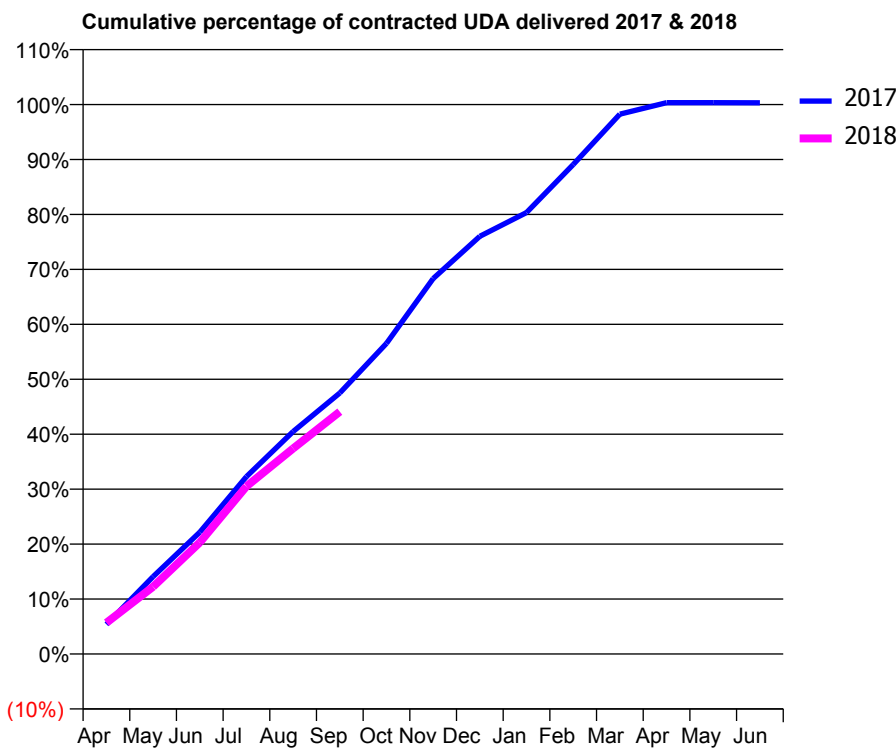
17/18 Contracted general activity (UDA)	16,360
Carry forward general activity (UDA)	-51
17/18 Contracted orthodontic activity (UOA)	0
Carry forward orthodontic activity (UOA)	0
Baseline contract value	£367,757.26

ACCESS*

Patients seen in 24 months	Total	Change since previous quarter
Quarter ending September 2016	5,879	
Quarter ending December 2016	5,839	→
Quarter ending March 2017	5,783	→
Quarter ending June 2017	5,755	→
Quarter ending September 2017	5,697	↓
Variance since September 2016	(3.1%)	↓



ACTIVITY



Month	Adjusted Scheduled Activity (UDA)	
	2017	2018
April	885	930
May	2,304	2,002
June	3,626	3,321
July	5,282	4,992
August	6,623	6,118
September	7,771	7,214
October	9,250	
November	11,179	
December	12,437	
January	13,144	
February	14,572	
March	16,072	
April	16,415	
May	16,414	
June	16,411	

QUALITY

	Quantity	Base Number	Contract	AT	Region	England
% of FP17s for the same patient ID Re-attending within 3 months - Children	38	860	4.4%	11.4%	11.4%	11.9%
% of FP17s for the same patient ID Re-attending within 3 months - Adults	311	2,423	12.8%	16.4%	15.7%	15.9%
% of FP17s for the same patient ID Re-attending between 3 & 9 months - Children	468	860	54.4%	55.5%	60.6%	58.1%
% of FP17s for the same patient ID Re-attending between 3 & 9 months - Adults	822	2,423	33.9%	48.7%	52.0%	50.6%
% of FP17s for Band 1 Urgent Courses	211	3,045	6.9%	10.7%	9.6%	9.1%
% of FP17s Relating to Free Repair or Replacements	6	3,045	0.2%	0.6%	0.7%	0.8%
% of FP17s Relating to Continuations	43	3,045	1.4%	0.8%	1.0%	1.1%
% of Patients satisfied with the dentistry they have received	16	19	84.2%	89.6%	91.6%	91.4%
% of Patients satisfied with the time they had to wait for an appointment	17	19	89.5%	87.0%	87.9%	87.7%

* This is based on patients treated on this contract for their most recent course of treatment. Figures in italics indicate the base number of FP17s or Patient Questionnaire responses are less than 100. N/A is shown where the base number of responses is less than 10 during the period. % is calculated as Quantity/Base number*100

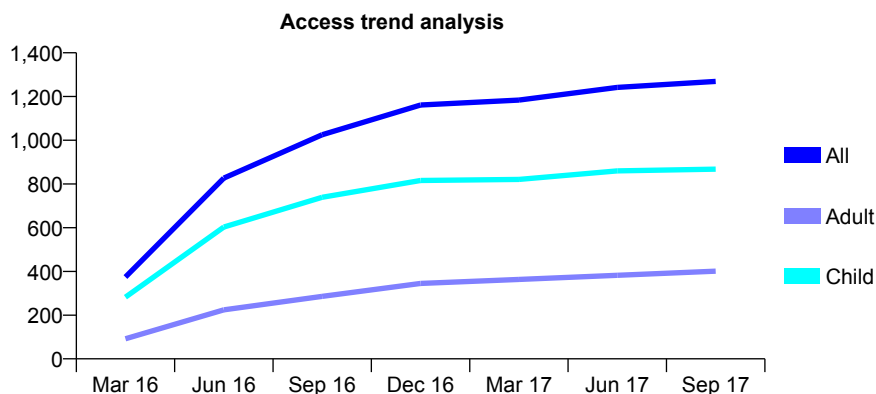
Q67 - Vital Signs At a Glance Contract Report for 999873/0001 - September 2017

Name or company name	MS B Goldin
Contract type name	GDS Contract
Purpose of contract	General and Orthodontic
Contract start date	31/12/2015
Contract end date	

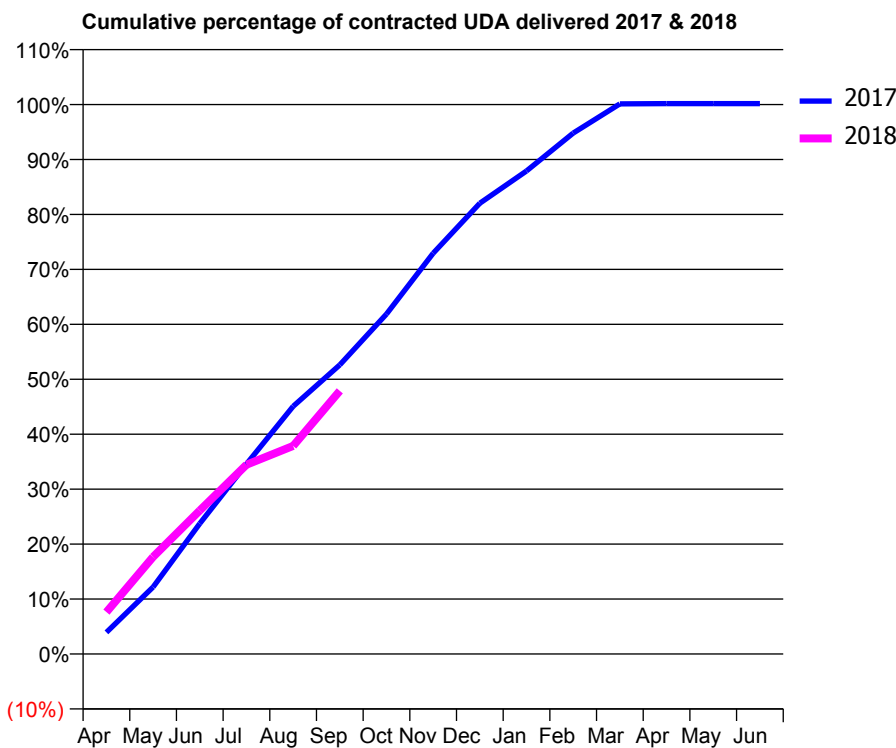
17/18 Contracted general activity (UDA)	2,796
Carry forward general activity (UDA)	0
17/18 Contracted orthodontic activity (UOA)	0
Carry forward orthodontic activity (UOA)	0
Baseline contract value	£63,285.94

ACCESS*

Patients seen in 24 months	Total	Change since previous quarter
Quarter ending September 2016	1,025	
Quarter ending December 2016	1,161	↑
Quarter ending March 2017	1,184	→
Quarter ending June 2017	1,242	↑
Quarter ending September 2017	1,269	↑
Variance since September 2016	23.8%	↑



ACTIVITY



Month	Adjusted Scheduled Activity (UDA)	
	2017	2018
April	105	214
May	325	494
June	634	730
July	922	963
August	1,202	1,059
September	1,403	1,339
October	1,650	
November	1,945	
December	2,188	
January	2,344	
February	2,528	
March	2,670	
April	2,671	
May	2,671	
June	2,671	

QUALITY

	Quantity	Base Number	Contract	AT	Region	England
% of FP17s for the same patient ID Re-attending within 3 months - Children	40	682	5.9%	11.4%	11.4%	11.9%
% of FP17s for the same patient ID Re-attending within 3 months - Adults	35	246	14.2%	16.4%	15.7%	15.9%
% of FP17s for the same patient ID Re-attending between 3 & 9 months - Children	395	682	57.9%	55.5%	60.6%	58.1%
% of FP17s for the same patient ID Re-attending between 3 & 9 months - Adults	159	246	64.6%	48.7%	52.0%	50.6%
% of FP17s for Band 1 Urgent Courses	31	927	3.3%	10.7%	9.6%	9.1%
% of FP17s Relating to Free Repair or Replacements	0	927	0.0%	0.6%	0.7%	0.8%
% of FP17s Relating to Continuations	15	927	1.6%	0.8%	1.0%	1.1%
% of Patients satisfied with the dentistry they have received	3	3	N/A	89.6%	91.6%	91.4%
% of Patients satisfied with the time they had to wait for an appointment	3	3	N/A	87.0%	87.9%	87.7%

* This is based on patients treated on this contract for their most recent course of treatment. Figures in italics indicate the base number of FP17s or Patient Questionnaire responses are less than 100. N/A is shown where the base number of responses is less than 10 during the period. % is calculated as Quantity/Base number*100