

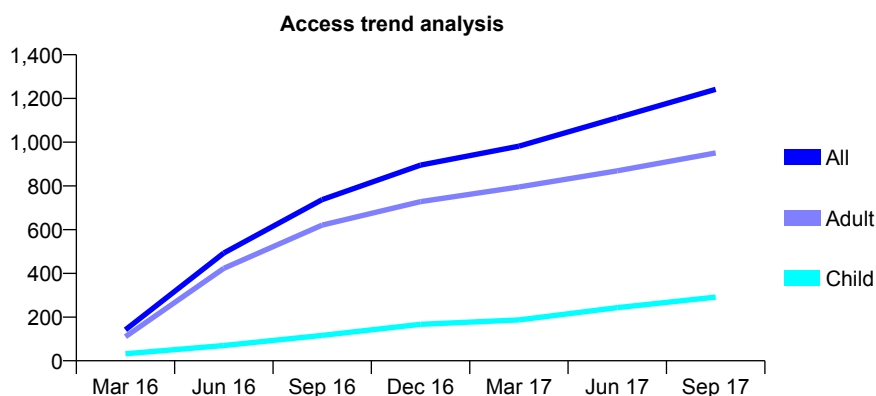
Q68 - Vital Signs At a Glance Contract Report for 100012/0000 - September 2017

Name or company name	Ruta Lagunaite
Contract type name	GDS Contract
Purpose of contract	General
Contract start date	01/03/2016
Contract end date	

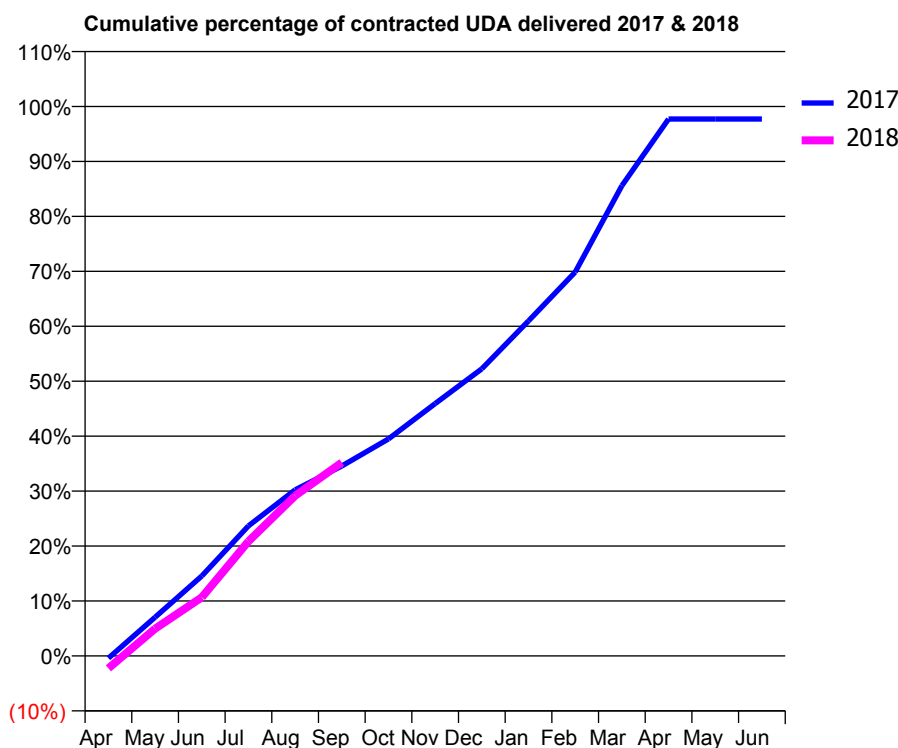
17/18 Contracted general activity (UDA)	5,009
Carry forward general activity (UDA)	114
17/18 Contracted orthodontic activity (UOA)	0
Carry forward orthodontic activity (UOA)	0
Baseline contract value	£133,528.26

ACCESS*

Patients seen in 24 months	Total	Change since previous quarter
Quarter ending September 2016	737	
Quarter ending December 2016	895	↑
Quarter ending March 2017	982	↑
Quarter ending June 2017	1,112	↑
Quarter ending September 2017	1,242	↑
Variance since September 2016	68.5%	↑



ACTIVITY



Month	Adjusted Scheduled Activity (UDA)	
	2017	2018
April	-21	-114
May	353	249
June	729	534
July	1,186	1,045
August	1,514	1,461
September	1,732	1,763
October	1,978	
November	2,300	
December	2,618	
January	3,054	
February	3,499	
March	4,286	
April	4,895	
May	4,895	
June	4,895	

QUALITY

	Quantity	Base Number	Contract	AT	Region	England
% of FP17s for the same patient ID Re-attending within 3 months - Children	23	236	9.7%	9.3%	11.4%	11.9%
% of FP17s for the same patient ID Re-attending within 3 months - Adults	151	700	21.6%	15.0%	15.7%	15.9%
% of FP17s for the same patient ID Re-attending between 3 & 9 months - Children	72	236	30.5%	59.5%	60.6%	58.1%
% of FP17s for the same patient ID Re-attending between 3 & 9 months - Adults	305	700	43.6%	51.2%	52.0%	50.6%
% of FP17s for Band 1 Urgent Courses	53	828	6.4%	9.6%	9.6%	9.1%
% of FP17s Relating to Free Repair or Replacements	1	828	0.1%	0.6%	0.7%	0.8%
% of FP17s Relating to Continuations	9	828	1.1%	0.9%	1.0%	1.1%
% of Patients satisfied with the dentistry they have received	10	10	100.0%	90.4%	91.6%	91.4%
% of Patients satisfied with the time they had to wait for an appointment	10	10	100.0%	87.3%	87.9%	87.7%

* This is based on patients treated on this contract for their most recent course of treatment. Figures in italics indicate the base number of FP17s or Patient Questionnaire responses are less than 100. N/A is shown where the base number of responses is less than 10 during the period. % is calculated as Quantity/Base number*100

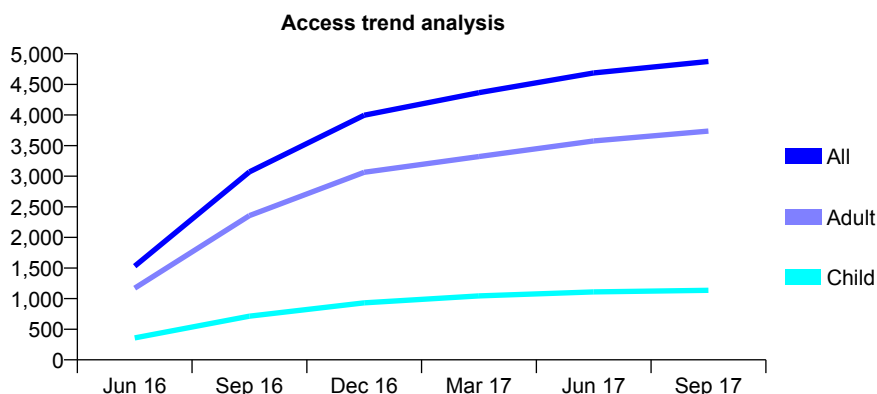
Q68 - Vital Signs At a Glance Contract Report for 100057/0000 - September 2017

Name or company name	Battle Road Dental Practice
Contract type name	GDS Contract
Purpose of contract	General
Contract start date	01/04/2016
Contract end date	

17/18 Contracted general activity (UDA)	16,312
Carry forward general activity (UDA)	-222
17/18 Contracted orthodontic activity (UOA)	0
Carry forward orthodontic activity (UOA)	0
Baseline contract value	£454,365.56

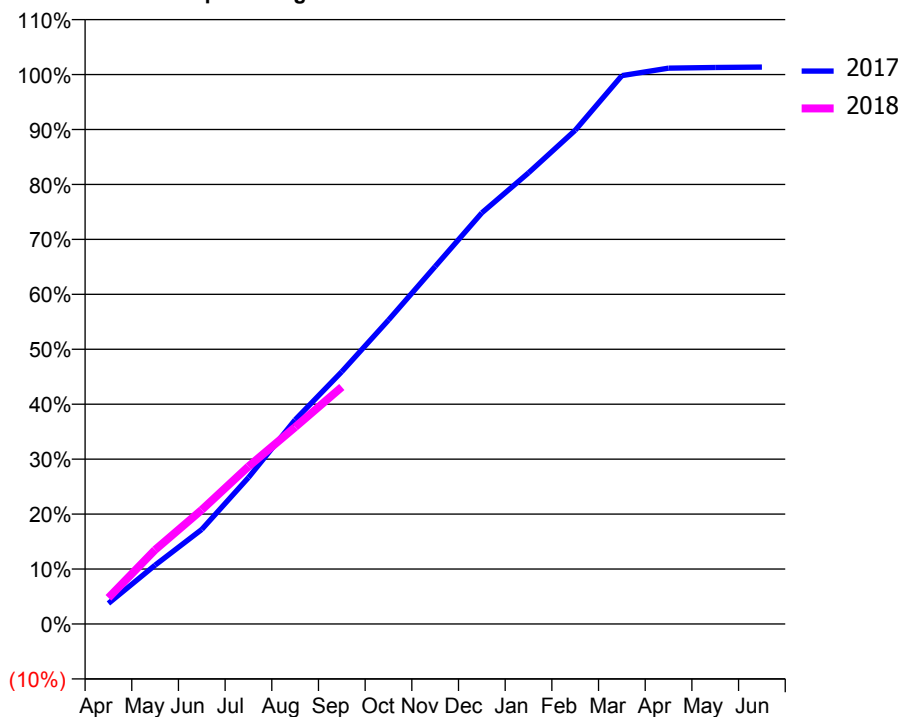
ACCESS*

Patients seen in 24 months	Total	Change since previous quarter
Quarter ending September 2016	3,070	
Quarter ending December 2016	3,996	↑
Quarter ending March 2017	4,366	↑
Quarter ending June 2017	4,687	↑
Quarter ending September 2017	4,875	↑
Variance since September 2016	58.8%	↑



ACTIVITY

Cumulative percentage of contracted UDA delivered 2017 & 2018



Adjusted Scheduled Activity (UDA)

Month	2017	2018
April	612	777
May	1,747	2,201
June	2,807	3,392
July	4,350	4,677
August	6,061	5,845
September	7,490	7,038
October	9,021	
November	10,614	
December	12,206	
January	13,392	
February	14,656	
March	16,278	
April	16,499	
May	16,521	
June	16,533	

QUALITY

	Quantity	Base Number	Contract	AT	Region	England
% of FP17s for the same patient ID Re-attending within 3 months - Children	74	813	9.1%	9.3%	11.4%	11.9%
% of FP17s for the same patient ID Re-attending within 3 months - Adults	520	2,901	17.9%	15.0%	15.7%	15.9%
% of FP17s for the same patient ID Re-attending between 3 & 9 months - Children	492	813	60.5%	59.5%	60.6%	58.1%
% of FP17s for the same patient ID Re-attending between 3 & 9 months - Adults	1,499	2,901	51.7%	51.2%	52.0%	50.6%
% of FP17s for Band 1 Urgent Courses	686	3,597	19.1%	9.6%	9.6%	9.1%
% of FP17s Relating to Free Repair or Replacements	69	3,597	1.9%	0.6%	0.7%	0.8%
% of FP17s Relating to Continuations	30	3,597	0.8%	0.9%	1.0%	1.1%
% of Patients satisfied with the dentistry they have received	11	12	91.7%	90.4%	91.6%	91.4%
% of Patients satisfied with the time they had to wait for an appointment	12	12	100.0%	87.3%	87.9%	87.7%

* This is based on patients treated on this contract for their most recent course of treatment. Figures in italics indicate the base number of FP17s or Patient Questionnaire responses are less than 100. N/A is shown where the base number of responses is less than 10 during the period. % is calculated as Quantity/Base number*100

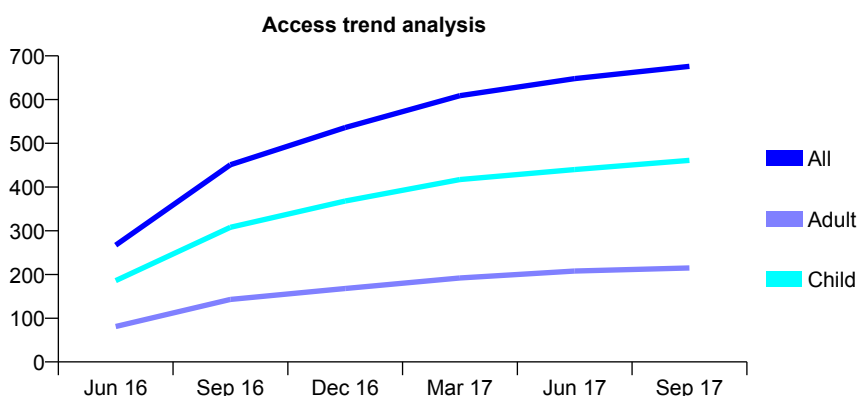
Q68 - Vital Signs At a Glance Contract Report for 100061/0000 - September 2017

Name or company name	MISS AR PATEL
Contract type name	GDS Contract
Purpose of contract	General
Contract start date	01/04/2016
Contract end date	

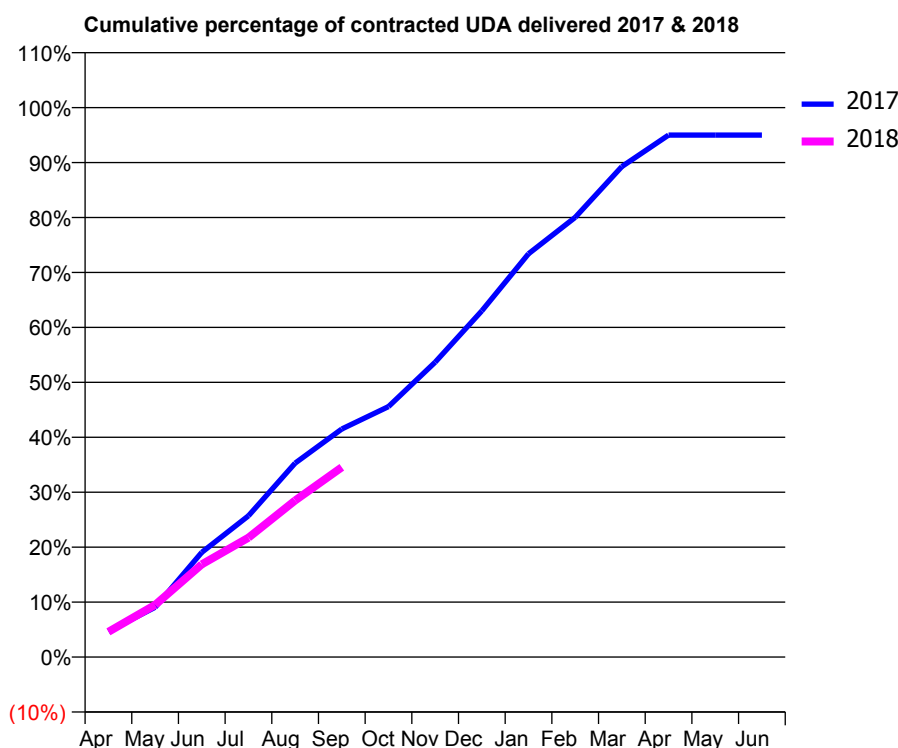
17/18 Contracted general activity (UDA)	2,109
Carry forward general activity (UDA)	0
17/18 Contracted orthodontic activity (UOA)	0
Carry forward orthodontic activity (UOA)	0
Baseline contract value	£55,774.13

ACCESS*

Patients seen in 24 months	Total	Change since previous quarter
Quarter ending September 2016	451	
Quarter ending December 2016	536	↑
Quarter ending March 2017	609	↑
Quarter ending June 2017	648	↑
Quarter ending September 2017	676	↑
Variance since September 2016	49.9%	↑



ACTIVITY



Month	Adjusted Scheduled Activity (UDA)	
	2017	2018
April	99	97
May	191	201
June	402	356
July	542	458
August	744	601
September	876	728
October	962	
November	1,132	
December	1,329	
January	1,548	
February	1,688	
March	1,882	
April	2,004	
May	2,004	
June	2,004	

QUALITY

	Quantity	Base Number	Contract	AT	Region	England
% of FP17s for the same patient ID Re-attending within 3 months - Children	54	420	12.9%	9.3%	11.4%	11.9%
% of FP17s for the same patient ID Re-attending within 3 months - Adults	25	142	17.6%	15.0%	15.7%	15.9%
% of FP17s for the same patient ID Re-attending between 3 & 9 months - Children	259	420	61.7%	59.5%	60.6%	58.1%
% of FP17s for the same patient ID Re-attending between 3 & 9 months - Adults	76	142	53.5%	51.2%	52.0%	50.6%
% of FP17s for Band 1 Urgent Courses	32	500	6.4%	9.6%	9.6%	9.1%
% of FP17s Relating to Free Repair or Replacements	0	500	0.0%	0.6%	0.7%	0.8%
% of FP17s Relating to Continuations	0	500	0.0%	0.9%	1.0%	1.1%
% of Patients satisfied with the dentistry they have received	0	0	N/A	90.4%	91.6%	91.4%
% of Patients satisfied with the time they had to wait for an appointment	0	0	N/A	87.3%	87.9%	87.7%

* This is based on patients treated on this contract for their most recent course of treatment. Figures in italics indicate the base number of FP17s or Patient Questionnaire responses are less than 100. N/A is shown where the base number of responses is less than 10 during the period. % is calculated as Quantity/Base number*100

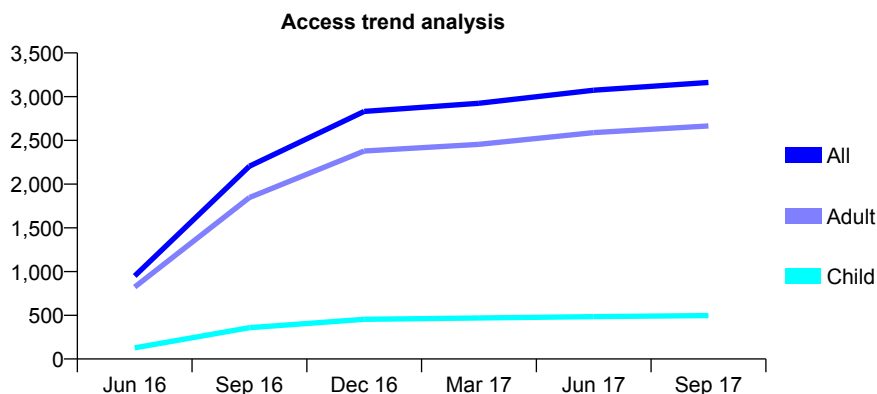
Q68 - Vital Signs At a Glance Contract Report for 100136/0000 - September 2017

Name or company name	MR JS KAILA
Contract type name	GDS Contract
Purpose of contract	General
Contract start date	01/04/2016
Contract end date	

17/18 Contracted general activity (UDA)	11,791
Carry forward general activity (UDA)	273
17/18 Contracted orthodontic activity (UOA)	0
Carry forward orthodontic activity (UOA)	0
Baseline contract value	£305,107.67

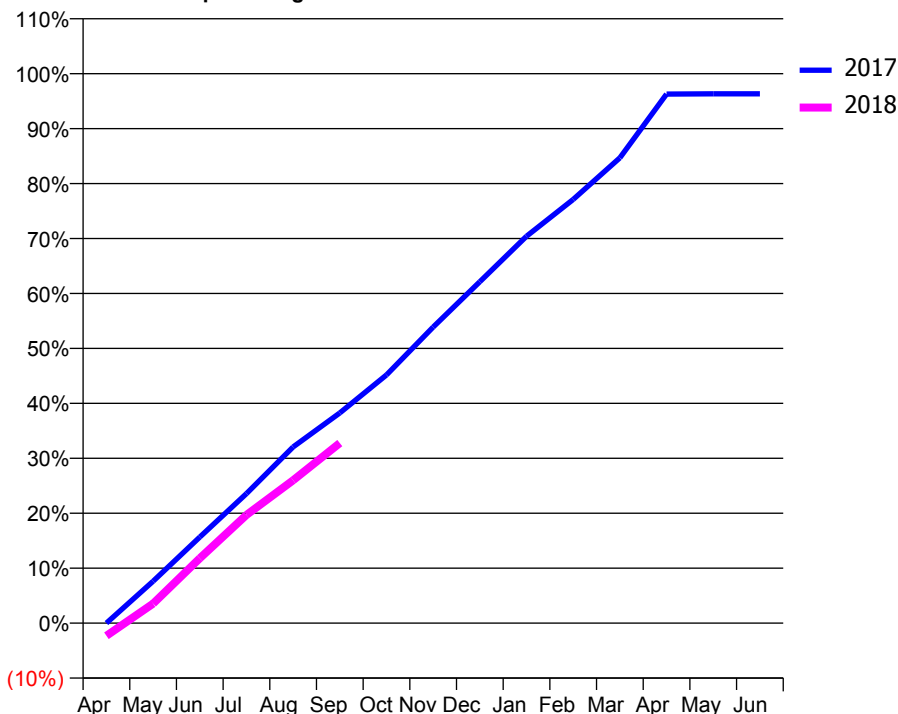
ACCESS*

Patients seen in 24 months	Total	Change since previous quarter
Quarter ending September 2016	2,204	
Quarter ending December 2016	2,832	↑
Quarter ending March 2017	2,924	↑
Quarter ending June 2017	3,073	↑
Quarter ending September 2017	3,162	↑
Variance since September 2016	43.5%	↑



ACTIVITY

Cumulative percentage of contracted UDA delivered 2017 & 2018



Month	Adjusted Scheduled Activity (UDA)	
	2017	2018
April	0	-273
May	901	418
June	1,847	1,392
July	2,781	2,322
August	3,781	3,066
September	4,510	3,865
October	5,327	
November	6,354	
December	7,326	
January	8,302	
February	9,092	
March	9,985	
April	11,353	
May	11,359	
June	11,359	

QUALITY

	Quantity	Base Number	Contract	AT	Region	England
% of FP17s for the same patient ID Re-attending within 3 months - Children	29	413	7.0%	9.3%	11.4%	11.9%
% of FP17s for the same patient ID Re-attending within 3 months - Adults	522	2,532	20.6%	15.0%	15.7%	15.9%
% of FP17s for the same patient ID Re-attending between 3 & 9 months - Children	281	413	68.0%	59.5%	60.6%	58.1%
% of FP17s for the same patient ID Re-attending between 3 & 9 months - Adults	1,587	2,532	62.7%	51.2%	52.0%	50.6%
% of FP17s for Band 1 Urgent Courses	206	2,051	10.0%	9.6%	9.6%	9.1%
% of FP17s Relating to Free Repair or Replacements	1	2,051	0.0%	0.6%	0.7%	0.8%
% of FP17s Relating to Continuations	58	2,051	2.8%	0.9%	1.0%	1.1%
% of Patients satisfied with the dentistry they have received	20	24	83.3%	90.4%	91.6%	91.4%
% of Patients satisfied with the time they had to wait for an appointment	22	24	91.7%	87.3%	87.9%	87.7%

* This is based on patients treated on this contract for their most recent course of treatment. Figures in italics indicate the base number of FP17s or Patient Questionnaire responses are less than 100. N/A is shown where the base number of responses is less than 10 during the period. % is calculated as Quantity/Base number*100

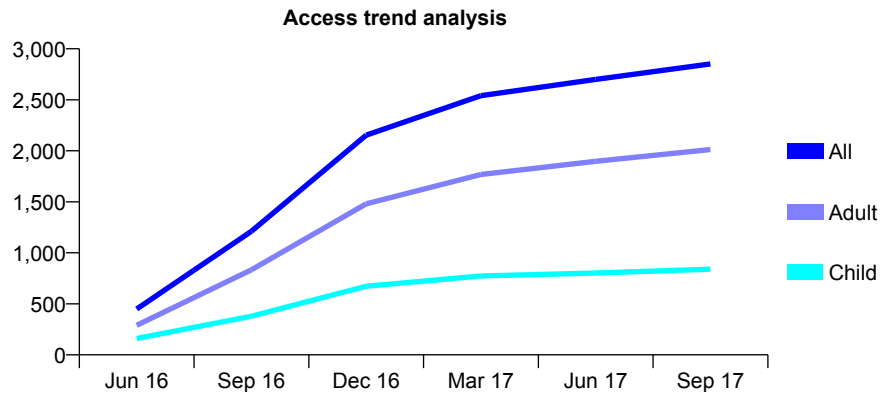
Q68 - Vital Signs At a Glance Contract Report for 100167/0000 - September 2017

Name or company name	ABC Dental Surgery Ltd
Contract type name	GDS Contract
Purpose of contract	General
Contract start date	01/06/2016
Contract end date	

17/18 Contracted general activity (UDA)	13,371
Carry forward general activity (UDA)	0
17/18 Contracted orthodontic activity (UOA)	0
Carry forward orthodontic activity (UOA)	0
Baseline contract value	£340,449.99

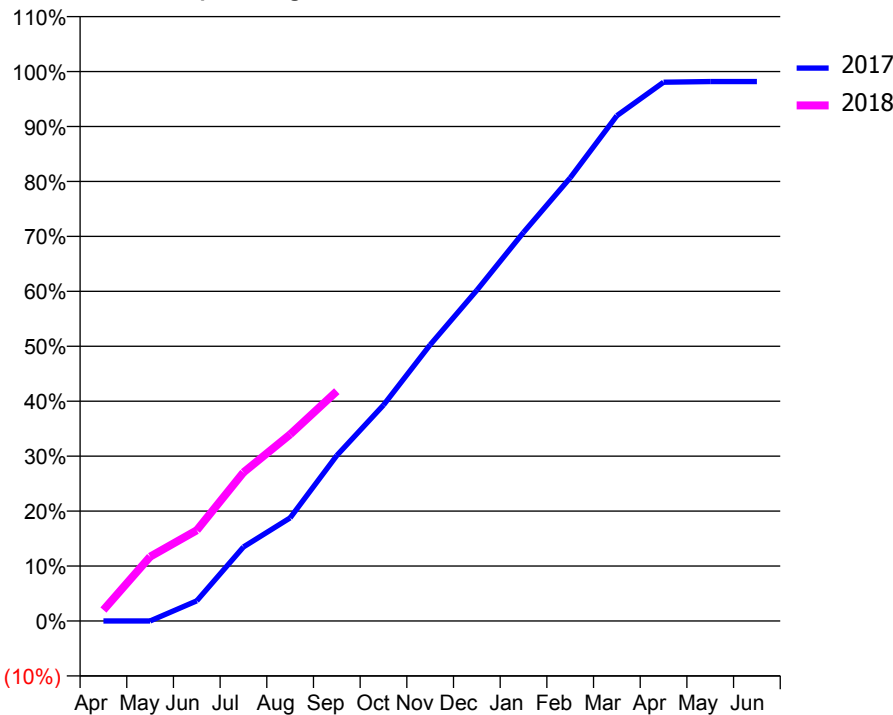
ACCESS*

Patients seen in 24 months	Total	Change since previous quarter
Quarter ending September 2016	1,211	
Quarter ending December 2016	2,153	↑
Quarter ending March 2017	2,541	↑
Quarter ending June 2017	2,700	↑
Quarter ending September 2017	2,852	↑
Variance since September 2016	135.5%	↑



ACTIVITY

Cumulative percentage of contracted UDA delivered 2017 & 2018



Month	Adjusted Scheduled Activity (UDA)	
	2017	2018
April	0	268
May	0	1,566
June	408	2,208
July	1,503	3,616
August	2,092	4,542
September	3,357	5,593
October	4,379	
November	5,602	
December	6,709	
January	7,882	
February	8,987	
March	10,248	
April	10,926	
May	10,939	
June	10,939	

QUALITY

	Quantity	Base Number	Contract	AT	Region	England
% of FP17s for the same patient ID Re-attending within 3 months - Children	65	728	8.9%	9.3%	11.4%	11.9%
% of FP17s for the same patient ID Re-attending within 3 months - Adults	273	1,709	16.0%	15.0%	15.7%	15.9%
% of FP17s for the same patient ID Re-attending between 3 & 9 months - Children	484	728	66.5%	59.5%	60.6%	58.1%
% of FP17s for the same patient ID Re-attending between 3 & 9 months - Adults	1,015	1,709	59.4%	51.2%	52.0%	50.6%
% of FP17s for Band 1 Urgent Courses	210	2,213	9.5%	9.6%	9.6%	9.1%
% of FP17s Relating to Free Repair or Replacements	15	2,213	0.7%	0.6%	0.7%	0.8%
% of FP17s Relating to Continuations	22	2,213	1.0%	0.9%	1.0%	1.1%
% of Patients satisfied with the dentistry they have received	4	4	N/A	90.4%	91.6%	91.4%
% of Patients satisfied with the time they had to wait for an appointment	4	4	N/A	87.3%	87.9%	87.7%

* This is based on patients treated on this contract for their most recent course of treatment. Figures in italics indicate the base number of FP17s or Patient Questionnaire responses are less than 100. N/A is shown where the base number of responses is less than 10 during the period. % is calculated as Quantity/Base number*100

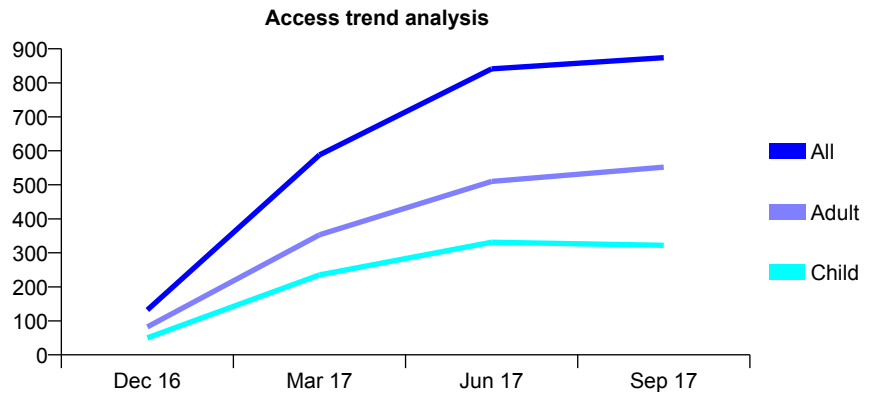
Q68 - Vital Signs At a Glance Contract Report for 100192/0000 - September 2017

Name or company name	Apex Dental Care Ltd
Contract type name	GDS Contract
Purpose of contract	General
Contract start date	01/04/2016
Contract end date	

17/18 Contracted general activity (UDA)	5,000
Carry forward general activity (UDA)	0
17/18 Contracted orthodontic activity (UOA)	0
Carry forward orthodontic activity (UOA)	0
Baseline contract value	£137,486.95

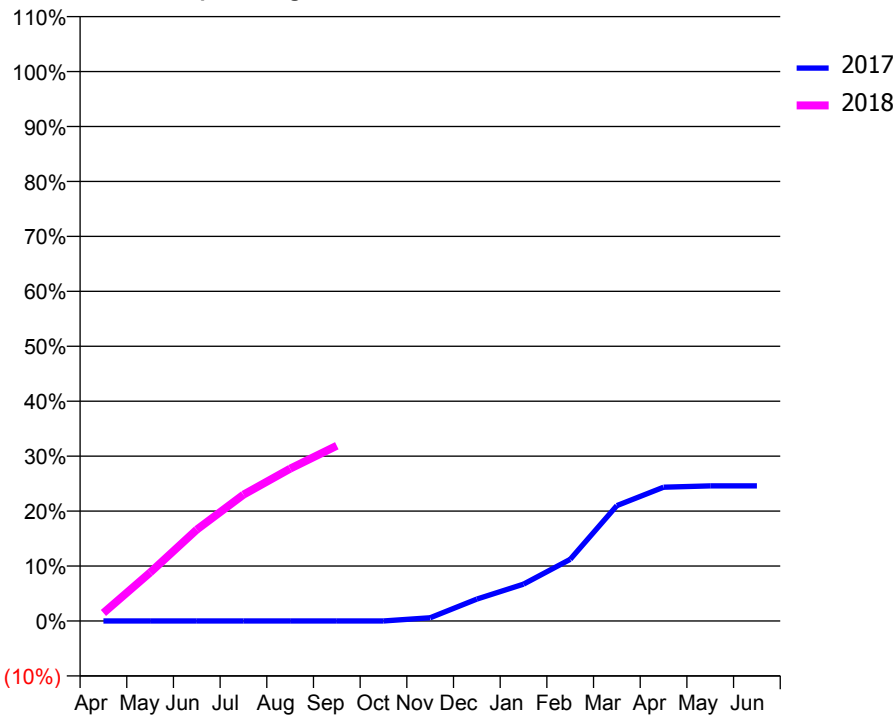
ACCESS*

Patients seen in 24 months	Total	Change since previous quarter
Quarter ending September 2016	0	
Quarter ending December 2016	132	↑
Quarter ending March 2017	588	↑
Quarter ending June 2017	841	↑
Quarter ending September 2017	874	↑
Variance since September 2016	N/A	



ACTIVITY

Cumulative percentage of contracted UDA delivered 2017 & 2018



Month	Adjusted Scheduled Activity (UDA)	
	2017	2018
April	0	73
May	0	441
June	0	832
July	0	1,150
August	0	1,387
September	0	1,595
October	0	
November	30	
December	200	
January	336	
February	562	
March	1,050	
April	1,217	
May	1,229	
June	1,229	

QUALITY

	Quantity	Base Number	Contract	AT	Region	England
% of FP17s for the same patient ID Re-attending within 3 months - Children	20	239	8.4%	9.3%	11.4%	11.9%
% of FP17s for the same patient ID Re-attending within 3 months - Adults	96	509	18.9%	15.0%	15.7%	15.9%
% of FP17s for the same patient ID Re-attending between 3 & 9 months - Children	37	239	15.5%	59.5%	60.6%	58.1%
% of FP17s for the same patient ID Re-attending between 3 & 9 months - Adults	73	509	14.3%	51.2%	52.0%	50.6%
% of FP17s for Band 1 Urgent Courses	89	630	14.1%	9.6%	9.6%	9.1%
% of FP17s Relating to Free Repair or Replacements	4	630	0.6%	0.6%	0.7%	0.8%
% of FP17s Relating to Continuations	19	630	3.0%	0.9%	1.0%	1.1%
% of Patients satisfied with the dentistry they have received	0	0	N/A	90.4%	91.6%	91.4%
% of Patients satisfied with the time they had to wait for an appointment	0	0	N/A	87.3%	87.9%	87.7%

* This is based on patients treated on this contract for their most recent course of treatment. Figures in italics indicate the base number of FP17s or Patient Questionnaire responses are less than 100. N/A is shown where the base number of responses is less than 10 during the period. % is calculated as Quantity/Base number*100

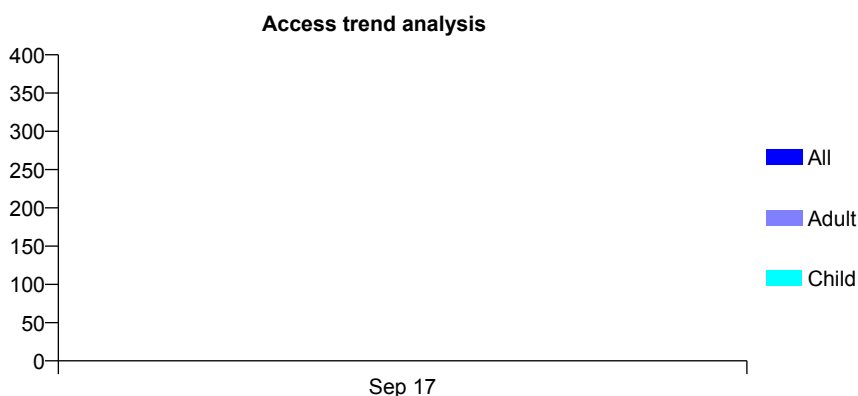
Q68 - Vital Signs At a Glance Contract Report for 100476/0000 - September 2017

Name or company name	Jayne Withinshaw Limited
Contract type name	GDS Contract
Purpose of contract	General
Contract start date	01/08/2017
Contract end date	

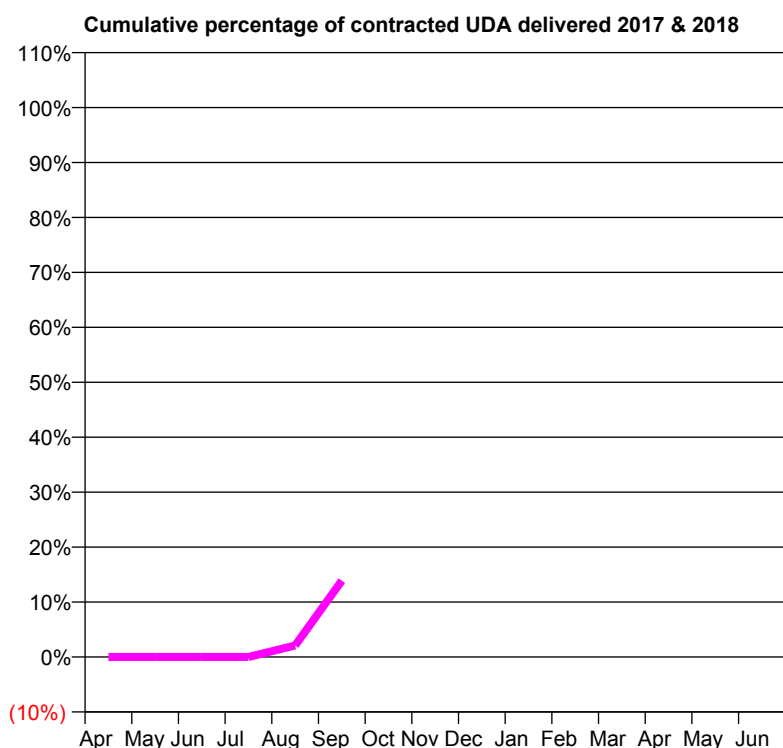
17/18 Contracted general activity (UDA)	3,300
Carry forward general activity (UDA)	0
17/18 Contracted orthodontic activity (UOA)	0
Carry forward orthodontic activity (UOA)	0
Baseline contract value	£79,440.00

ACCESS*

Patients seen in 24 months	Total	Change since previous quarter
Quarter ending September 2016	0	
Quarter ending December 2016	0	
Quarter ending March 2017	0	
Quarter ending June 2017	0	
Quarter ending September 2017	355	↑
Variance since September 2016	N/A	



ACTIVITY



Month	Adjusted Scheduled Activity (UDA)	
	2017	2018
April	0	0
May	0	0
June	0	0
July	0	0
August	0	69
September	0	459
October	0	
November	0	
December	0	
January	0	
February	0	
March	0	
April	0	
May	0	
June	0	

QUALITY

	Quantity	Base Number	Contract	AT	Region	England
% of FP17s for the same patient ID Re-attending within 3 months - Children	0	96	0.0%	9.3%	11.4%	11.9%
% of FP17s for the same patient ID Re-attending within 3 months - Adults	9	210	4.3%	15.0%	15.7%	15.9%
% of FP17s for the same patient ID Re-attending between 3 & 9 months - Children	0	96	0.0%	59.5%	60.6%	58.1%
% of FP17s for the same patient ID Re-attending between 3 & 9 months - Adults	0	210	0.0%	51.2%	52.0%	50.6%
% of FP17s for Band 1 Urgent Courses	13	306	4.2%	9.6%	9.6%	9.1%
% of FP17s Relating to Free Repair or Replacements	0	306	0.0%	0.6%	0.7%	0.8%
% of FP17s Relating to Continuations	2	306	0.7%	0.9%	1.0%	1.1%
% of Patients satisfied with the dentistry they have received	0	0	N/A	90.4%	91.6%	91.4%
% of Patients satisfied with the time they had to wait for an appointment	0	0	N/A	87.3%	87.9%	87.7%

* This is based on patients treated on this contract for their most recent course of treatment. Figures in italics indicate the base number of FP17s or Patient Questionnaire responses are less than 100. N/A is shown where the base number of responses is less than 10 during the period. % is calculated as Quantity/Base number*100

Q68 - Vital Signs At a Glance Contract Report for 100477/0000 - September 2017


Name or company name	Knights Dental Surgery Limited
Contract type name	GDS Contract
Purpose of contract	General
Contract start date	01/08/2017
Contract end date	

17/18 Contracted general activity (UDA)	760
Carry forward general activity (UDA)	0
17/18 Contracted orthodontic activity (UOA)	0
Carry forward orthodontic activity (UOA)	0
Baseline contract value	£19,524.40

ACCESS*

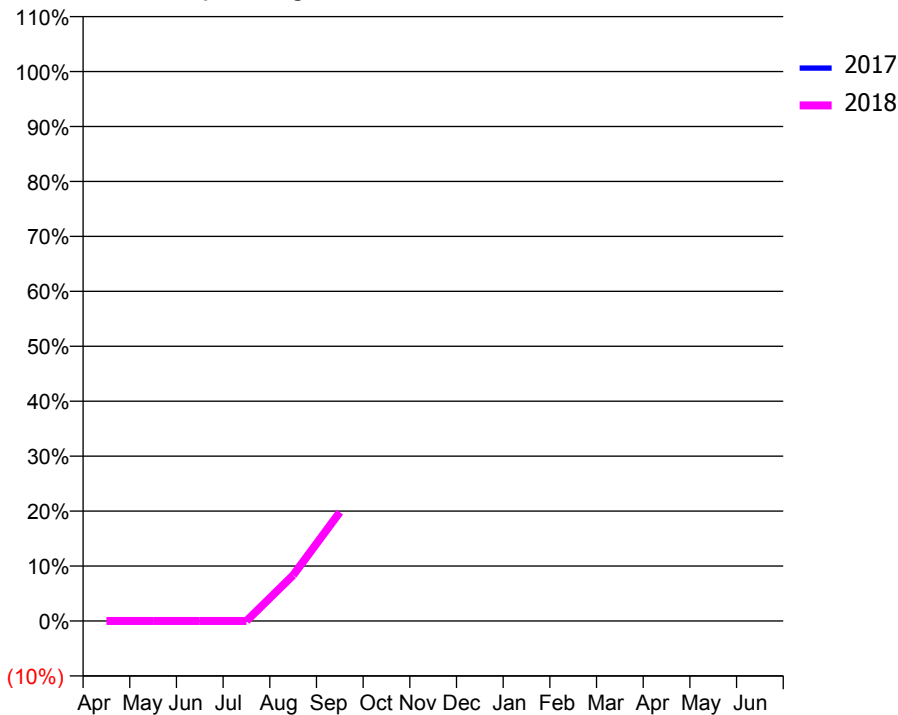
Patients seen in 24 months	Total	Change since previous quarter
Quarter ending September 2016	0	
Quarter ending December 2016	0	
Quarter ending March 2017	0	
Quarter ending June 2017	0	
Quarter ending September 2017	84	↑
Variance since September 2016	N/A	

Access trend analysis



ACTIVITY

Cumulative percentage of contracted UDA delivered 2017 & 2018



Month	Adjusted Scheduled Activity (UDA)	
	2017	2018
April	0	0
May	0	0
June	0	0
July	0	0
August	0	63
September	0	151
October	0	
November	0	
December	0	
January	0	
February	0	
March	0	
April	0	
May	0	
June	0	

QUALITY

	Quantity	Base Number	Contract	AT	Region	England
% of FP17s for the same patient ID Re-attending within 3 months - Children	2	64	3.1%	9.3%	11.4%	11.9%
% of FP17s for the same patient ID Re-attending within 3 months - Adults	1	10	10.0%	15.0%	15.7%	15.9%
% of FP17s for the same patient ID Re-attending between 3 & 9 months - Children	0	64	0.0%	59.5%	60.6%	58.1%
% of FP17s for the same patient ID Re-attending between 3 & 9 months - Adults	0	10	0.0%	51.2%	52.0%	50.6%
% of FP17s for Band 1 Urgent Courses	3	74	4.1%	9.6%	9.6%	9.1%
% of FP17s Relating to Free Repair or Replacements	0	74	0.0%	0.6%	0.7%	0.8%
% of FP17s Relating to Continuations	0	74	0.0%	0.9%	1.0%	1.1%
% of Patients satisfied with the dentistry they have received	0	0	N/A	90.4%	91.6%	91.4%
% of Patients satisfied with the time they had to wait for an appointment	0	0	N/A	87.3%	87.9%	87.7%

* This is based on patients treated on this contract for their most recent course of treatment. Figures in italics indicate the base number of FP17s or Patient Questionnaire responses are less than 100. N/A is shown where the base number of responses is less than 10 during the period. % is calculated as Quantity/Base number*100

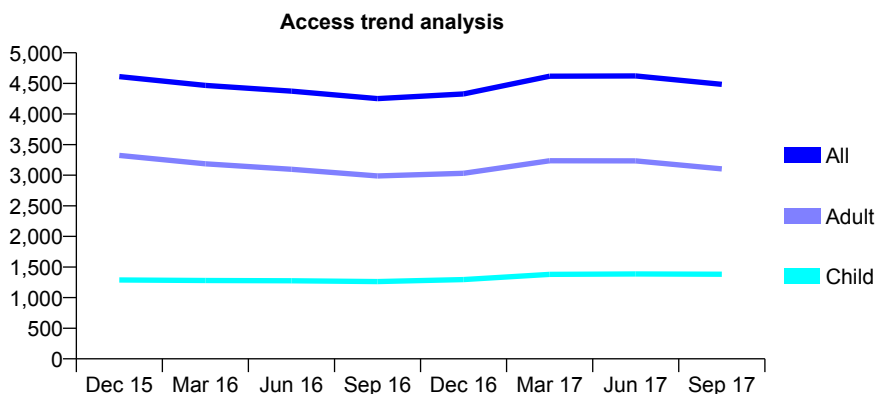
Q68 - Vital Signs At a Glance Contract Report for 101281/0028 - September 2017

Name or company name	OASIS DENTAL CARE LTD
Contract type name	GDS Contract
Purpose of contract	General
Contract start date	01/04/2006
Contract end date	

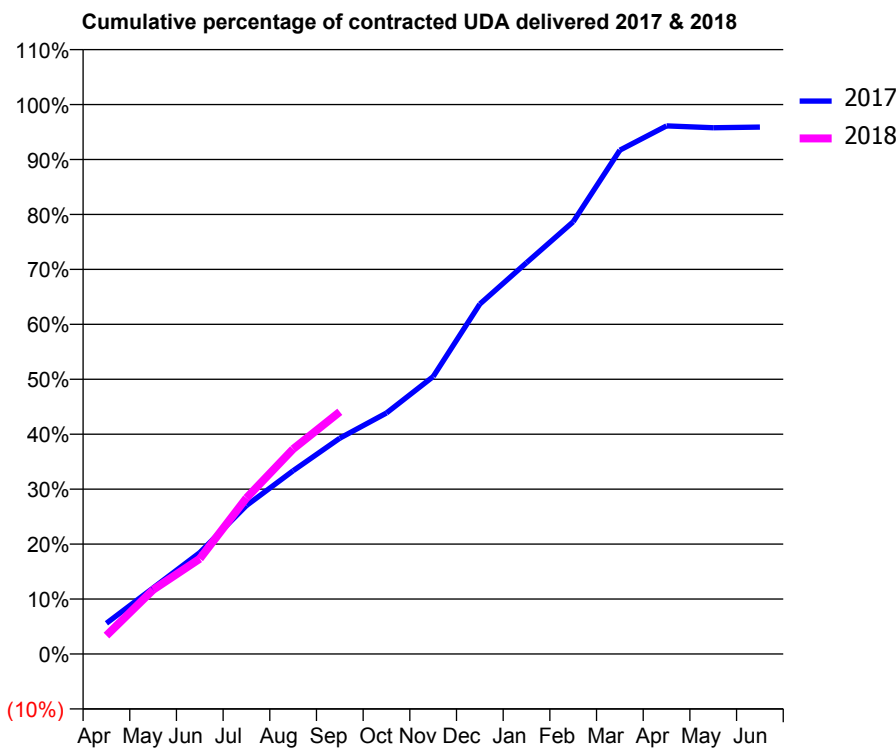
17/18 Contracted general activity (UDA)	11,520
Carry forward general activity (UDA)	0
17/18 Contracted orthodontic activity (UOA)	0
Carry forward orthodontic activity (UOA)	0
Baseline contract value	£272,928.09

ACCESS*

Patients seen in 24 months	Total	Change since previous quarter
Quarter ending September 2016	4,251	
Quarter ending December 2016	4,327	→
Quarter ending March 2017	4,618	↑
Quarter ending June 2017	4,621	→
Quarter ending September 2017	4,485	↓
Variance since September 2016	5.5%	↑



ACTIVITY



Month	Adjusted Scheduled Activity (UDA)	
	2017	2018
April	645	387
May	1,386	1,347
June	2,125	1,999
July	3,114	3,272
August	3,842	4,297
September	4,525	5,079
October	5,054	
November	5,817	
December	7,337	
January	8,205	
February	9,060	
March	10,564	
April	11,071	
May	11,033	
June	11,046	

QUALITY

	Quantity	Base Number	Contract	AT	Region	England
% of FP17s for the same patient ID Re-attending within 3 months - Children	80	1,046	7.6%	9.3%	11.4%	11.9%
% of FP17s for the same patient ID Re-attending within 3 months - Adults	287	1,986	14.5%	15.0%	15.7%	15.9%
% of FP17s for the same patient ID Re-attending between 3 & 9 months - Children	637	1,046	60.9%	59.5%	60.6%	58.1%
% of FP17s for the same patient ID Re-attending between 3 & 9 months - Adults	1,064	1,986	53.6%	51.2%	52.0%	50.6%
% of FP17s for Band 1 Urgent Courses	367	2,816	13.0%	9.6%	9.6%	9.1%
% of FP17s Relating to Free Repair or Replacements	25	2,816	0.9%	0.6%	0.7%	0.8%
% of FP17s Relating to Continuations	1	2,816	0.0%	0.9%	1.0%	1.1%
% of Patients satisfied with the dentistry they have received	4	4	N/A	90.4%	91.6%	91.4%
% of Patients satisfied with the time they had to wait for an appointment	3	4	N/A	87.3%	87.9%	87.7%

* This is based on patients treated on this contract for their most recent course of treatment. Figures in italics indicate the base number of FP17s or Patient Questionnaire responses are less than 100. N/A is shown where the base number of responses is less than 10 during the period. % is calculated as Quantity/Base number*100

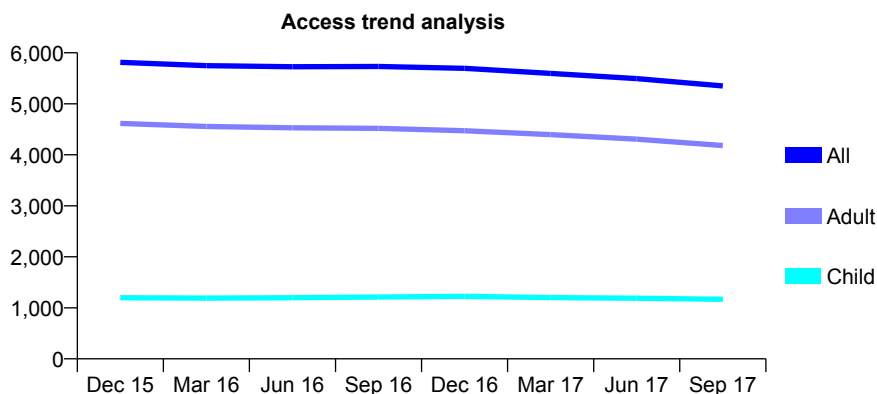
Q68 - Vital Signs At a Glance Contract Report for 101281/0040 - September 2017

Name or company name	OASIS DENTAL CARE LTD
Contract type name	GDS Contract
Purpose of contract	General
Contract start date	01/04/2006
Contract end date	

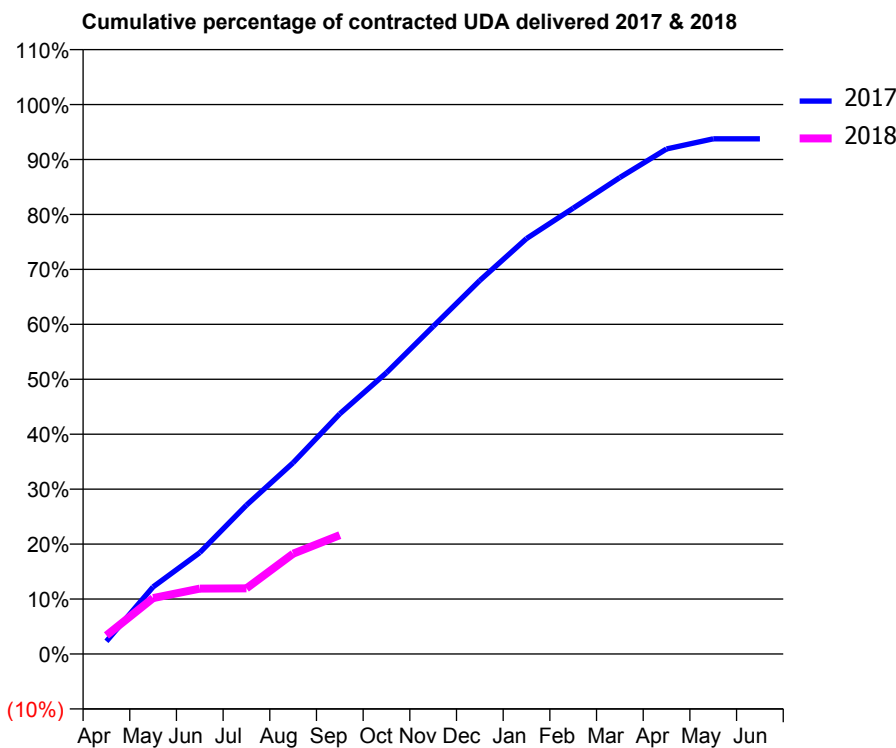
17/18 Contracted general activity (UDA)	16,400
Carry forward general activity (UDA)	0
17/18 Contracted orthodontic activity (UOA)	0
Carry forward orthodontic activity (UOA)	0
Baseline contract value	£411,402.39

ACCESS*

Patients seen in 24 months	Total	Change since previous quarter
Quarter ending September 2016	5,732	
Quarter ending December 2016	5,696	→
Quarter ending March 2017	5,596	↓
Quarter ending June 2017	5,495	↓
Quarter ending September 2017	5,350	↓
Variance since September 2016	(6.7%)	↓



ACTIVITY



Adjusted Scheduled Activity (UDA)		
Month	2017	2018
April	380	555
May	2,004	1,670
June	3,027	1,951
July	4,444	1,961
August	5,708	2,996
September	7,171	3,550
October	8,394	
November	9,776	
December	11,148	
January	12,398	
February	13,306	
March	14,221	
April	15,072	
May	15,378	
June	15,378	

QUALITY

	Quantity	Base Number	Contract	AT	Region	England
% of FP17s for the same patient ID Re-attending within 3 months - Children	36	680	5.3%	9.3%	11.4%	11.9%
% of FP17s for the same patient ID Re-attending within 3 months - Adults	307	2,029	15.1%	15.0%	15.7%	15.9%
% of FP17s for the same patient ID Re-attending between 3 & 9 months - Children	448	680	65.9%	59.5%	60.6%	58.1%
% of FP17s for the same patient ID Re-attending between 3 & 9 months - Adults	915	2,029	45.1%	51.2%	52.0%	50.6%
% of FP17s for Band 1 Urgent Courses	257	2,026	12.7%	9.6%	9.6%	9.1%
% of FP17s Relating to Free Repair or Replacements	19	2,026	0.9%	0.6%	0.7%	0.8%
% of FP17s Relating to Continuations	3	2,026	0.1%	0.9%	1.0%	1.1%
% of Patients satisfied with the dentistry they have received	9	10	90.0%	90.4%	91.6%	91.4%
% of Patients satisfied with the time they had to wait for an appointment	8	10	80.0%	87.3%	87.9%	87.7%

* This is based on patients treated on this contract for their most recent course of treatment. Figures in italics indicate the base number of FP17s or Patient Questionnaire responses are less than 100. N/A is shown where the base number of responses is less than 10 during the period. % is calculated as Quantity/Base number*100

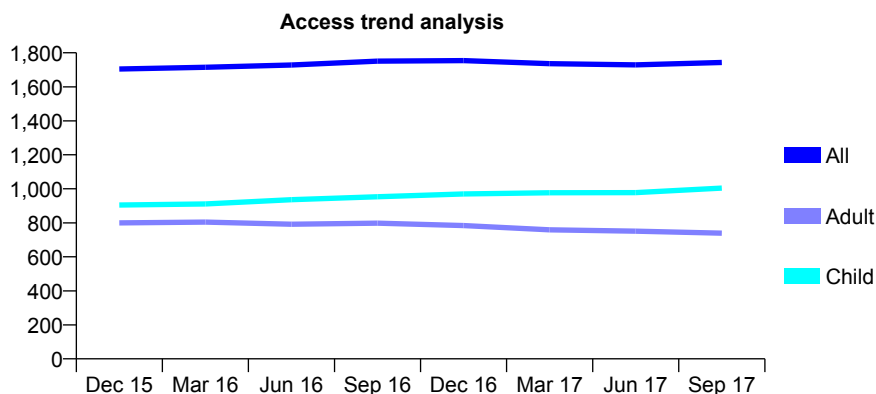
Q68 - Vital Signs At a Glance Contract Report for 101281/0056 - September 2017

Name or company name	OASIS DENTAL CARE LTD
Contract type name	GDS Contract
Purpose of contract	General
Contract start date	01/04/2006
Contract end date	

17/18 Contracted general activity (UDA)	3,474
Carry forward general activity (UDA)	-70
17/18 Contracted orthodontic activity (UOA)	0
Carry forward orthodontic activity (UOA)	0
Baseline contract value	£83,331.22

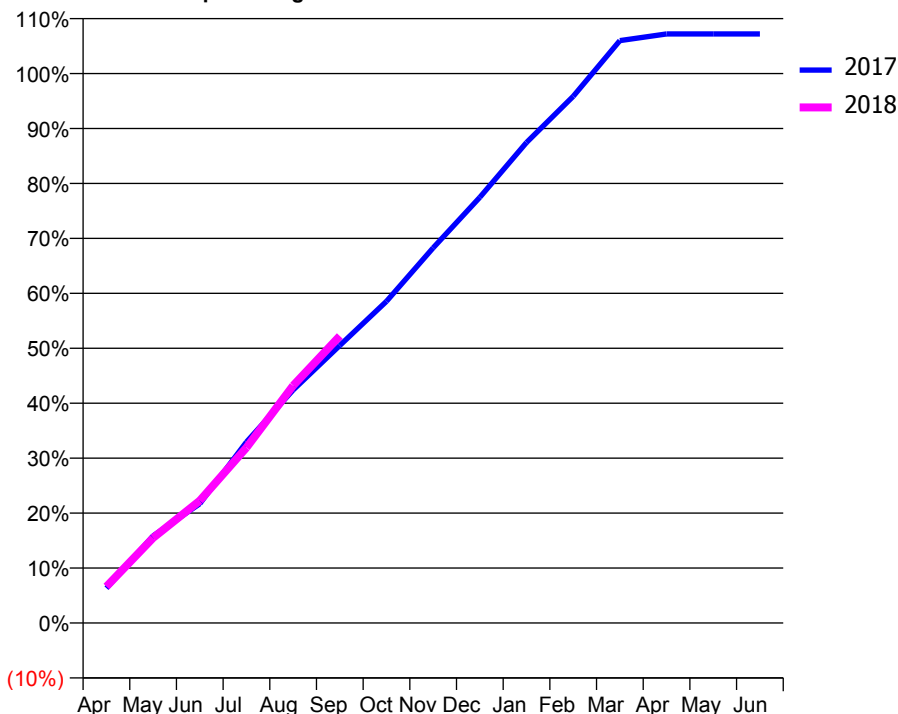
ACCESS*

Patients seen in 24 months	Total	Change since previous quarter
Quarter ending September 2016	1,751	
Quarter ending December 2016	1,754	→
Quarter ending March 2017	1,736	↓
Quarter ending June 2017	1,729	→
Quarter ending September 2017	1,743	→
Variance since September 2016	(0.5%)	→



ACTIVITY

Cumulative percentage of contracted UDA delivered 2017 & 2018



Adjusted Scheduled Activity (UDA)

Month	2017	2018
April	221	231
May	551	538
June	754	774
July	1,144	1,109
August	1,473	1,501
September	1,754	1,814
October	2,034	
November	2,372	
December	2,691	
January	3,038	
February	3,329	
March	3,682	
April	3,724	
May	3,724	
June	3,724	

QUALITY

	Quantity	Base Number	Contract	AT	Region	England
% of FP17s for the same patient ID Re-attending within 3 months - Children	48	725	6.6%	9.3%	11.4%	11.9%
% of FP17s for the same patient ID Re-attending within 3 months - Adults	50	367	13.6%	15.0%	15.7%	15.9%
% of FP17s for the same patient ID Re-attending between 3 & 9 months - Children	419	725	57.8%	59.5%	60.6%	58.1%
% of FP17s for the same patient ID Re-attending between 3 & 9 months - Adults	134	367	36.5%	51.2%	52.0%	50.6%
% of FP17s for Band 1 Urgent Courses	63	1,075	5.9%	9.6%	9.6%	9.1%
% of FP17s Relating to Free Repair or Replacements	2	1,075	0.2%	0.6%	0.7%	0.8%
% of FP17s Relating to Continuations	14	1,075	1.3%	0.9%	1.0%	1.1%
% of Patients satisfied with the dentistry they have received	0	0	N/A	90.4%	91.6%	91.4%
% of Patients satisfied with the time they had to wait for an appointment	0	0	N/A	87.3%	87.9%	87.7%

* This is based on patients treated on this contract for their most recent course of treatment. Figures in italics indicate the base number of FP17s or Patient Questionnaire responses are less than 100. N/A is shown where the base number of responses is less than 10 during the period. % is calculated as Quantity/Base number*100

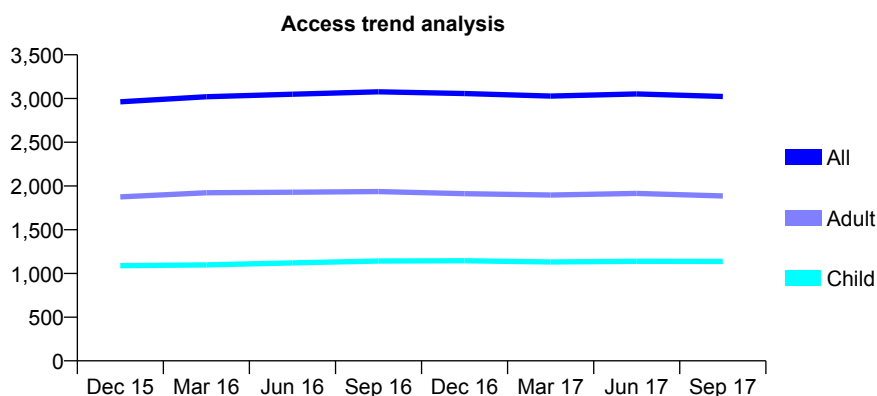
Q68 - Vital Signs At a Glance Contract Report for 101281/0057 - September 2017

Name or company name	OASIS DENTAL CARE LTD
Contract type name	GDS Contract
Purpose of contract	General
Contract start date	01/04/2006
Contract end date	

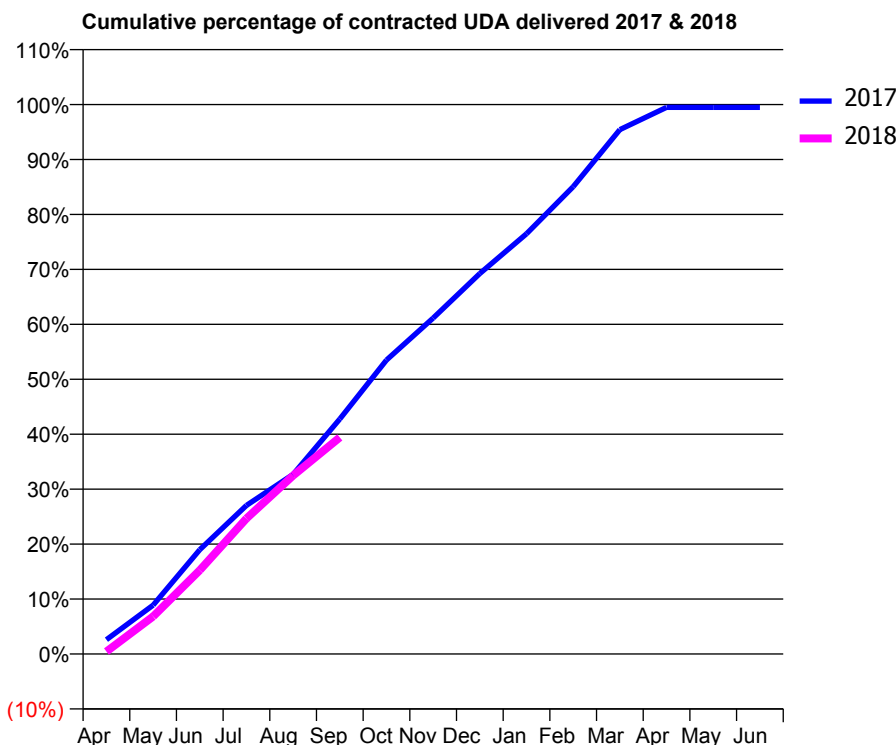
17/18 Contracted general activity (UDA)	7,181
Carry forward general activity (UDA)	37
17/18 Contracted orthodontic activity (UOA)	0
Carry forward orthodontic activity (UOA)	0
Baseline contract value	£179,898.58

ACCESS*

Patients seen in 24 months	Total	Change since previous quarter
Quarter ending September 2016	3,077	
Quarter ending December 2016	3,057	→
Quarter ending March 2017	3,028	→
Quarter ending June 2017	3,053	→
Quarter ending September 2017	3,023	→
Variance since September 2016	(1.8%)	↓



ACTIVITY



Month	Adjusted Scheduled Activity (UDA)	
	2017	2018
April	187	32
May	638	490
June	1,364	1,095
July	1,943	1,771
August	2,348	2,333
September	3,071	2,831
October	3,841	
November	4,390	
December	4,973	
January	5,492	
February	6,107	
March	6,852	
April	7,144	
May	7,144	
June	7,144	

QUALITY

	Quantity	Base Number	Contract	AT	Region	England
% of FP17s for the same patient ID Re-attending within 3 months - Children	42	793	5.3%	9.3%	11.4%	11.9%
% of FP17s for the same patient ID Re-attending within 3 months - Adults	134	1,192	11.2%	15.0%	15.7%	15.9%
% of FP17s for the same patient ID Re-attending between 3 & 9 months - Children	547	793	69.0%	59.5%	60.6%	58.1%
% of FP17s for the same patient ID Re-attending between 3 & 9 months - Adults	706	1,192	59.2%	51.2%	52.0%	50.6%
% of FP17s for Band 1 Urgent Courses	109	1,809	6.0%	9.6%	9.6%	9.1%
% of FP17s Relating to Free Repair or Replacements	9	1,809	0.5%	0.6%	0.7%	0.8%
% of FP17s Relating to Continuations	0	1,809	0.0%	0.9%	1.0%	1.1%
% of Patients satisfied with the dentistry they have received	0	0	N/A	90.4%	91.6%	91.4%
% of Patients satisfied with the time they had to wait for an appointment	0	0	N/A	87.3%	87.9%	87.7%

* This is based on patients treated on this contract for their most recent course of treatment. Figures in italics indicate the base number of FP17s or Patient Questionnaire responses are less than 100. N/A is shown where the base number of responses is less than 10 during the period. % is calculated as Quantity/Base number*100

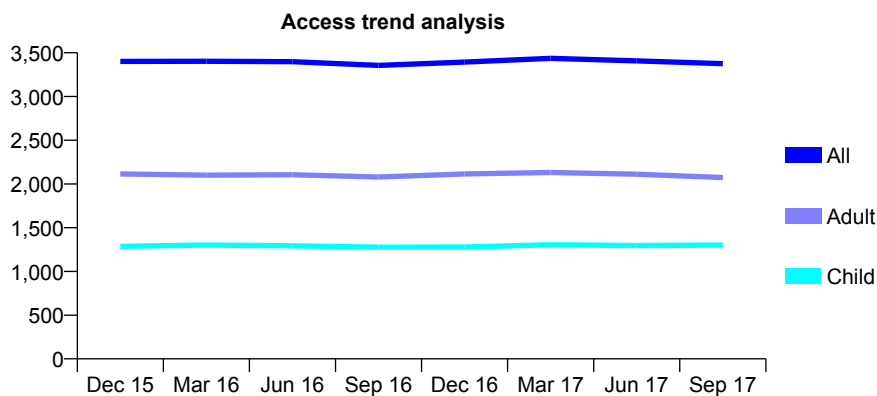
Q68 - Vital Signs At a Glance Contract Report for 101281/0090 - September 2017

Name or company name	OASIS DENTAL CARE LTD
Contract type name	GDS Contract
Purpose of contract	General
Contract start date	01/04/2006
Contract end date	

17/18 Contracted general activity (UDA)	7,650
Carry forward general activity (UDA)	-153
17/18 Contracted orthodontic activity (UOA)	0
Carry forward orthodontic activity (UOA)	0
Baseline contract value	£195,321.58

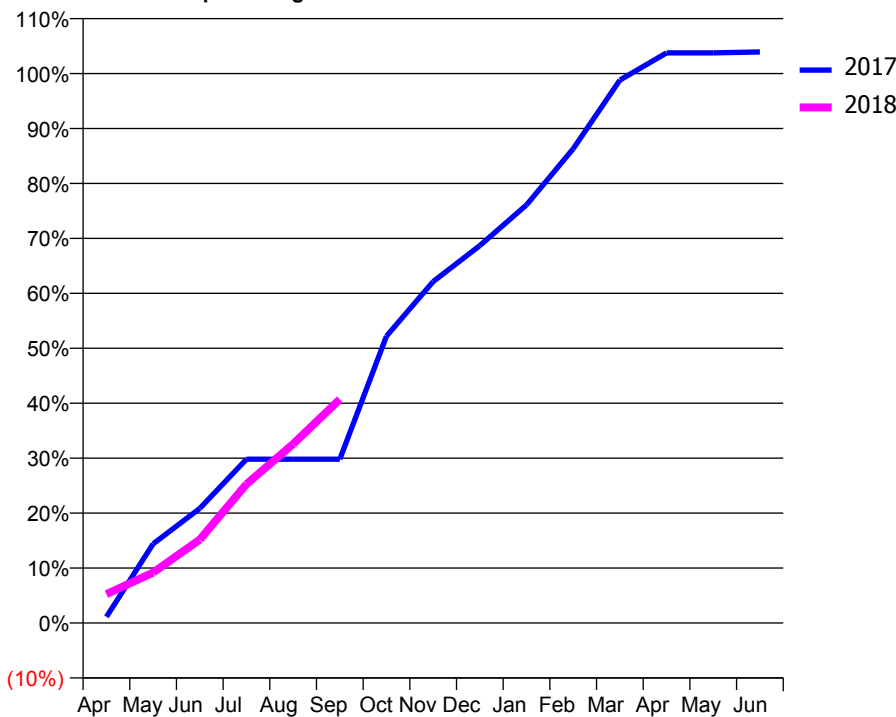
ACCESS*

Patients seen in 24 months	Total	Change since previous quarter
Quarter ending September 2016	3,356	
Quarter ending December 2016	3,394	→
Quarter ending March 2017	3,436	→
Quarter ending June 2017	3,407	→
Quarter ending September 2017	3,375	→
Variance since September 2016	0.6%	→



ACTIVITY

Cumulative percentage of contracted UDA delivered 2017 & 2018



Month	Adjusted Scheduled Activity (UDA)	
	2017	2018
April	87	402
May	1,102	703
June	1,595	1,162
July	2,280	1,933
August	2,280	2,492
September	2,280	3,115
October	3,994	
November	4,753	
December	5,255	
January	5,822	
February	6,602	
March	7,559	
April	7,937	
May	7,937	
June	7,951	

QUALITY

	Quantity	Base Number	Contract	AT	Region	England
% of FP17s for the same patient ID Re-attending within 3 months - Children	40	925	4.3%	9.3%	11.4%	11.9%
% of FP17s for the same patient ID Re-attending within 3 months - Adults	189	1,246	15.2%	15.0%	15.7%	15.9%
% of FP17s for the same patient ID Re-attending between 3 & 9 months - Children	579	925	62.6%	59.5%	60.6%	58.1%
% of FP17s for the same patient ID Re-attending between 3 & 9 months - Adults	674	1,246	54.1%	51.2%	52.0%	50.6%
% of FP17s for Band 1 Urgent Courses	146	1,914	7.6%	9.6%	9.6%	9.1%
% of FP17s Relating to Free Repair or Replacements	2	1,914	0.1%	0.6%	0.7%	0.8%
% of FP17s Relating to Continuations	49	1,914	2.6%	0.9%	1.0%	1.1%
% of Patients satisfied with the dentistry they have received	3	3	N/A	90.4%	91.6%	91.4%
% of Patients satisfied with the time they had to wait for an appointment	2	3	N/A	87.3%	87.9%	87.7%

* This is based on patients treated on this contract for their most recent course of treatment. Figures in italics indicate the base number of FP17s or Patient Questionnaire responses are less than 100. N/A is shown where the base number of responses is less than 10 during the period. % is calculated as Quantity/Base number*100

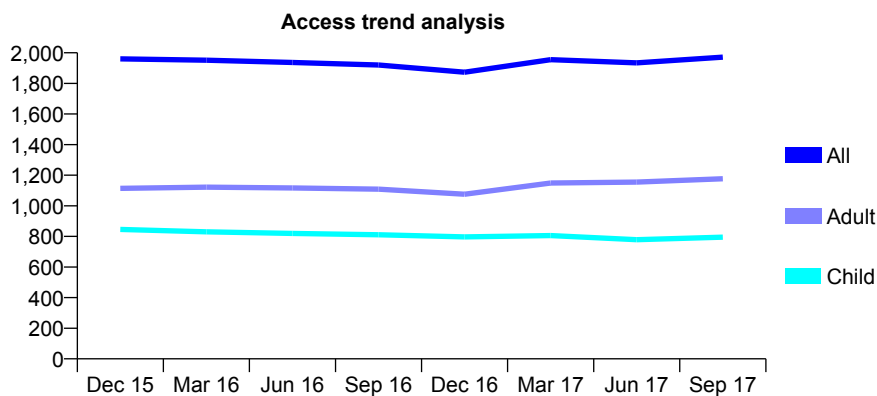
Q68 - Vital Signs At a Glance Contract Report for 101281/0123 - September 2017

Name or company name	OASIS DENTAL CARE LTD
Contract type name	GDS Contract
Purpose of contract	General
Contract start date	01/04/2006
Contract end date	

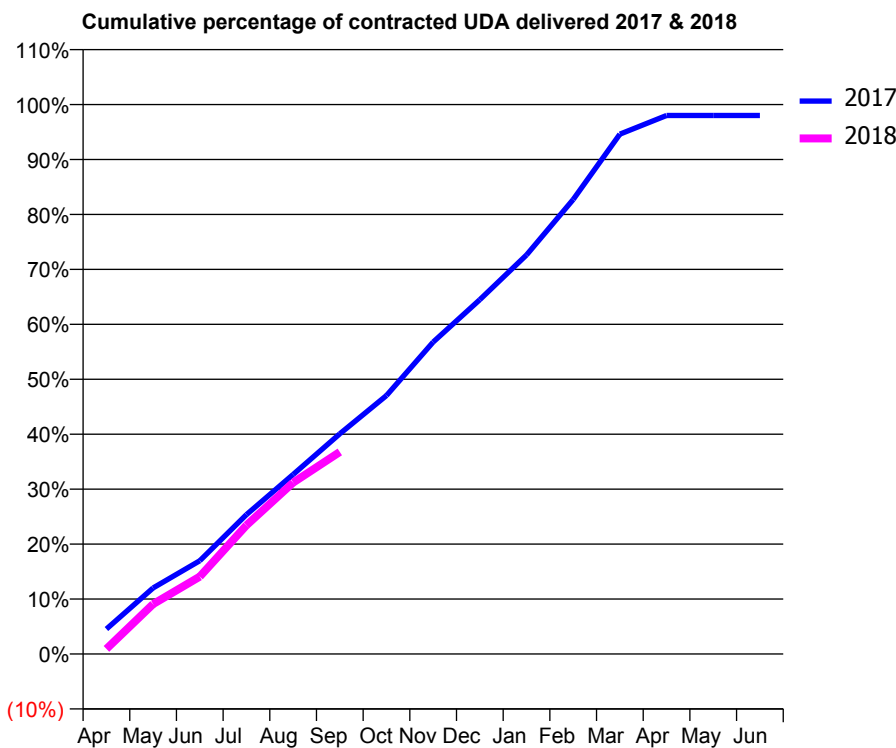
17/18 Contracted general activity (UDA)	5,664
Carry forward general activity (UDA)	113
17/18 Contracted orthodontic activity (UOA)	0
Carry forward orthodontic activity (UOA)	0
Baseline contract value	£124,173.93

ACCESS*

Patients seen in 24 months	Total	Change since previous quarter
Quarter ending September 2016	1,920	
Quarter ending December 2016	1,873	↓
Quarter ending March 2017	1,955	↑
Quarter ending June 2017	1,934	↓
Quarter ending September 2017	1,972	→
Variance since September 2016	2.7%	↑



ACTIVITY



Month	Adjusted Scheduled Activity (UDA)	
	2017	2018
April	258	53
May	681	515
June	961	798
July	1,437	1,326
August	1,851	1,767
September	2,269	2,083
October	2,664	
November	3,215	
December	3,652	
January	4,113	
February	4,685	
March	5,359	
April	5,550	
May	5,550	
June	5,550	

QUALITY

	Quantity	Base Number	Contract	AT	Region	England
% of FP17s for the same patient ID Re-attending within 3 months - Children	41	546	7.5%	9.3%	11.4%	11.9%
% of FP17s for the same patient ID Re-attending within 3 months - Adults	98	718	13.6%	15.0%	15.7%	15.9%
% of FP17s for the same patient ID Re-attending between 3 & 9 months - Children	341	546	62.5%	59.5%	60.6%	58.1%
% of FP17s for the same patient ID Re-attending between 3 & 9 months - Adults	384	718	53.5%	51.2%	52.0%	50.6%
% of FP17s for Band 1 Urgent Courses	60	1,160	5.2%	9.6%	9.6%	9.1%
% of FP17s Relating to Free Repair or Replacements	1	1,160	0.1%	0.6%	0.7%	0.8%
% of FP17s Relating to Continuations	22	1,160	1.9%	0.9%	1.0%	1.1%
% of Patients satisfied with the dentistry they have received	0	0	N/A	90.4%	91.6%	91.4%
% of Patients satisfied with the time they had to wait for an appointment	0	0	N/A	87.3%	87.9%	87.7%

* This is based on patients treated on this contract for their most recent course of treatment. Figures in italics indicate the base number of FP17s or Patient Questionnaire responses are less than 100. N/A is shown where the base number of responses is less than 10 during the period. % is calculated as Quantity/Base number*100

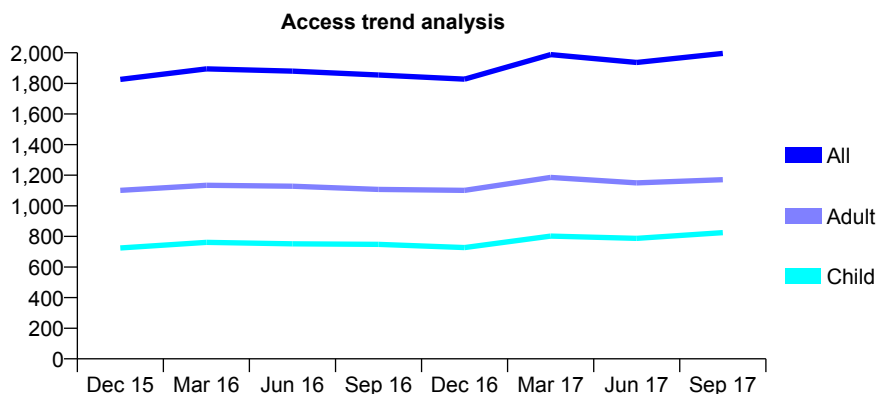
Q68 - Vital Signs At a Glance Contract Report for 101281/0137 - September 2017

Name or company name	OASIS DENTAL CARE LTD
Contract type name	GDS Contract
Purpose of contract	General
Contract start date	01/04/2006
Contract end date	

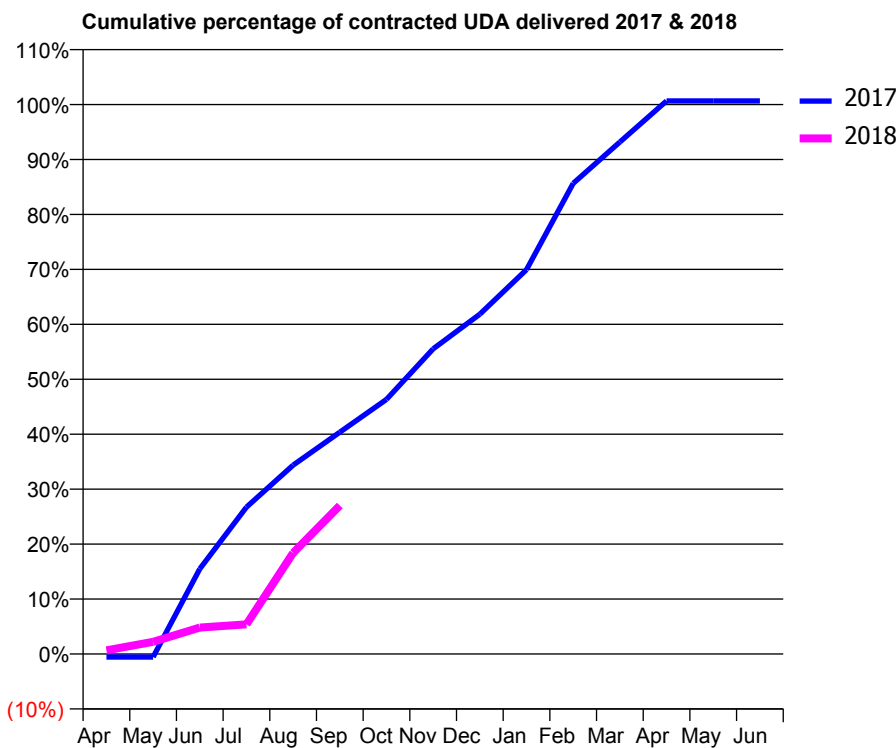
17/18 Contracted general activity (UDA)	6,000
Carry forward general activity (UDA)	-40
17/18 Contracted orthodontic activity (UOA)	0
Carry forward orthodontic activity (UOA)	0
Baseline contract value	£161,256.21

ACCESS*

Patients seen in 24 months	Total	Change since previous quarter
Quarter ending September 2016	1,855	
Quarter ending December 2016	1,828	↓
Quarter ending March 2017	1,988	↑
Quarter ending June 2017	1,937	↓
Quarter ending September 2017	1,996	↑
Variance since September 2016	7.6%	↑



ACTIVITY



Month	Adjusted Scheduled Activity (UDA)	
	2017	2018
April	-34	40
May	-34	133
June	930	289
July	1,604	325
August	2,063	1,105
September	2,422	1,621
October	2,780	
November	3,331	
December	3,710	
January	4,197	
February	5,139	
March	5,590	
April	6,039	
May	6,039	
June	6,039	

QUALITY

	Quantity	Base Number	Contract	AT	Region	England
% of FP17s for the same patient ID Re-attending within 3 months - Children	44	653	6.7%	9.3%	11.4%	11.9%
% of FP17s for the same patient ID Re-attending within 3 months - Adults	117	750	15.6%	15.0%	15.7%	15.9%
% of FP17s for the same patient ID Re-attending between 3 & 9 months - Children	432	653	66.2%	59.5%	60.6%	58.1%
% of FP17s for the same patient ID Re-attending between 3 & 9 months - Adults	404	750	53.9%	51.2%	52.0%	50.6%
% of FP17s for Band 1 Urgent Courses	14	1,212	1.2%	9.6%	9.6%	9.1%
% of FP17s Relating to Free Repair or Replacements	4	1,212	0.3%	0.6%	0.7%	0.8%
% of FP17s Relating to Continuations	34	1,212	2.8%	0.9%	1.0%	1.1%
% of Patients satisfied with the dentistry they have received	2	2	N/A	90.4%	91.6%	91.4%
% of Patients satisfied with the time they had to wait for an appointment	2	2	N/A	87.3%	87.9%	87.7%

* This is based on patients treated on this contract for their most recent course of treatment. Figures in italics indicate the base number of FP17s or Patient Questionnaire responses are less than 100. N/A is shown where the base number of responses is less than 10 during the period. % is calculated as Quantity/Base number*100

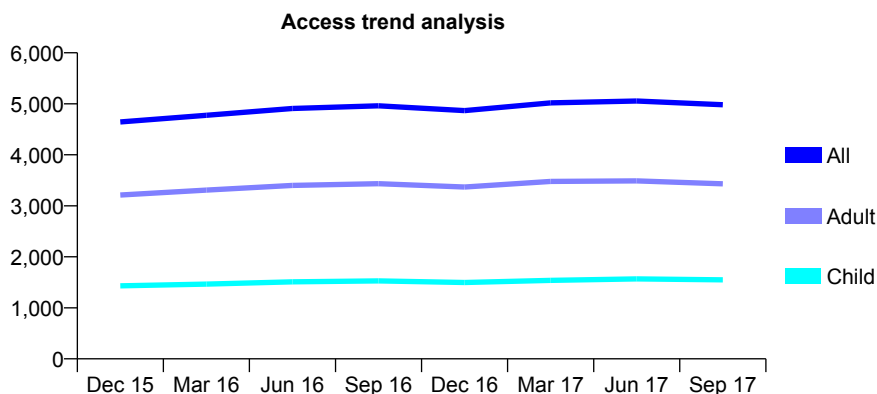
Q68 - Vital Signs At a Glance Contract Report for 101281/0140 - September 2017

Name or company name	OASIS DENTAL CARE LTD
Contract type name	GDS Contract
Purpose of contract	General
Contract start date	01/04/2006
Contract end date	

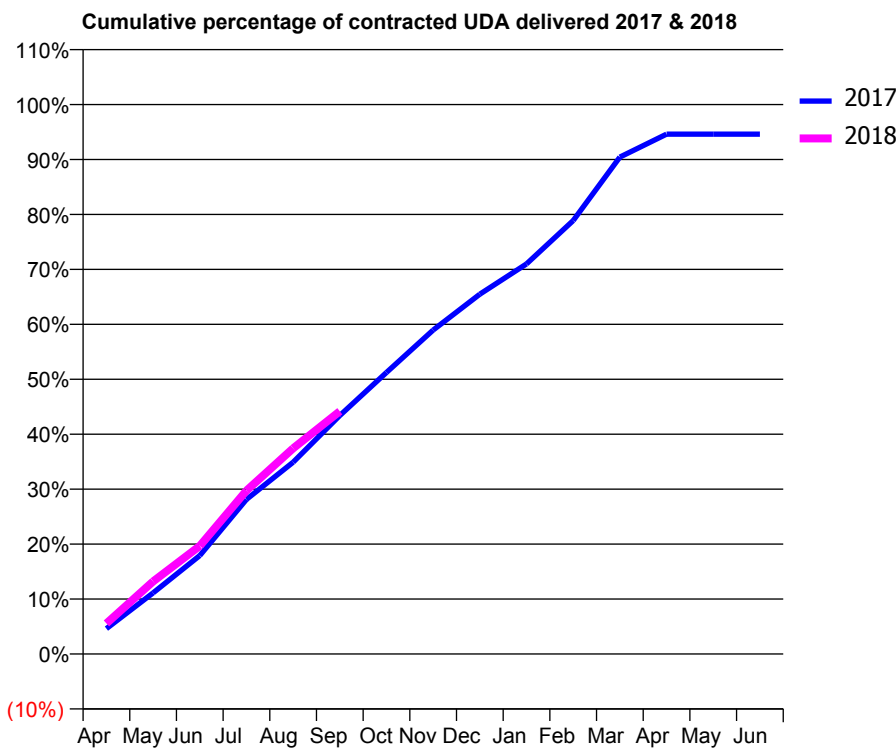
17/18 Contracted general activity (UDA)	13,000
Carry forward general activity (UDA)	0
17/18 Contracted orthodontic activity (UOA)	0
Carry forward orthodontic activity (UOA)	0
Baseline contract value	£308,021.95

ACCESS*

Patients seen in 24 months	Total	Change since previous quarter
Quarter ending September 2016	4,961	
Quarter ending December 2016	4,866	↓
Quarter ending March 2017	5,018	↑
Quarter ending June 2017	5,055	→
Quarter ending September 2017	4,981	↓
Variance since September 2016	0.4%	→



ACTIVITY



Month	Adjusted Scheduled Activity (UDA)	
	2017	2018
April	600	725
May	1,446	1,717
June	2,329	2,556
July	3,657	3,866
August	4,538	4,866
September	5,644	5,744
October	6,660	
November	7,663	
December	8,514	
January	9,229	
February	10,254	
March	11,755	
April	12,298	
May	12,298	
June	12,299	

QUALITY

	Quantity	Base Number	Contract	AT	Region	England
% of FP17s for the same patient ID Re-attending within 3 months - Children	79	1,235	6.4%	9.3%	11.4%	11.9%
% of FP17s for the same patient ID Re-attending within 3 months - Adults	343	2,307	14.9%	15.0%	15.7%	15.9%
% of FP17s for the same patient ID Re-attending between 3 & 9 months - Children	872	1,235	70.6%	59.5%	60.6%	58.1%
% of FP17s for the same patient ID Re-attending between 3 & 9 months - Adults	1,241	2,307	53.8%	51.2%	52.0%	50.6%
% of FP17s for Band 1 Urgent Courses	260	3,258	8.0%	9.6%	9.6%	9.1%
% of FP17s Relating to Free Repair or Replacements	9	3,258	0.3%	0.6%	0.7%	0.8%
% of FP17s Relating to Continuations	63	3,258	1.9%	0.9%	1.0%	1.1%
% of Patients satisfied with the dentistry they have received	3	3	N/A	90.4%	91.6%	91.4%
% of Patients satisfied with the time they had to wait for an appointment	3	3	N/A	87.3%	87.9%	87.7%

* This is based on patients treated on this contract for their most recent course of treatment. Figures in italics indicate the base number of FP17s or Patient Questionnaire responses are less than 100. N/A is shown where the base number of responses is less than 10 during the period. % is calculated as Quantity/Base number*100

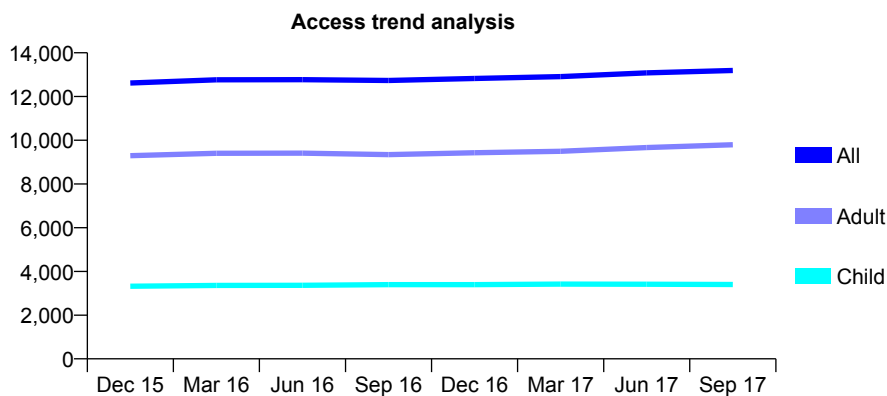
Q68 - Vital Signs At a Glance Contract Report for 101281/0163 - September 2017

Name or company name	OASIS DENTAL CARE LTD
Contract type name	GDS Contract
Purpose of contract	General
Contract start date	01/11/2006
Contract end date	

17/18 Contracted general activity (UDA)	37,431
Carry forward general activity (UDA)	1,222
17/18 Contracted orthodontic activity (UOA)	0
Carry forward orthodontic activity (UOA)	0
Baseline contract value	£880,872.88

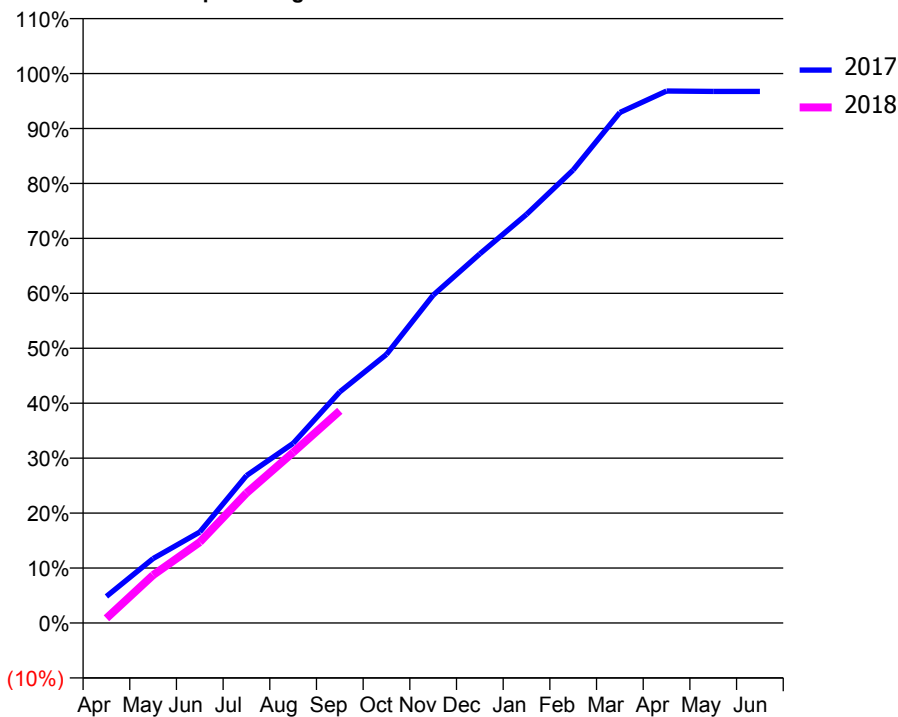
ACCESS*

Patients seen in 24 months	Total	Change since previous quarter
Quarter ending September 2016	12,734	
Quarter ending December 2016	12,827	→
Quarter ending March 2017	12,913	→
Quarter ending June 2017	13,082	→
Quarter ending September 2017	13,193	→
Variance since September 2016	3.6%	↑



ACTIVITY

Cumulative percentage of contracted UDA delivered 2017 & 2018



Month	Adjusted Scheduled Activity (UDA)	
	2017	2018
April	1,812	320
May	4,395	3,262
June	6,197	5,507
July	10,041	8,847
August	12,237	11,618
September	15,745	14,454
October	18,301	
November	22,332	
December	25,148	
January	27,835	
February	30,860	
March	34,777	
April	36,236	
May	36,212	
June	36,208	

QUALITY

	Quantity	Base Number	Contract	AT	Region	England
% of FP17s for the same patient ID Re-attending within 3 months - Children	177	2,438	7.3%	9.3%	11.4%	11.9%
% of FP17s for the same patient ID Re-attending within 3 months - Adults	870	6,452	13.5%	15.0%	15.7%	15.9%
% of FP17s for the same patient ID Re-attending between 3 & 9 months - Children	1,438	2,438	59.0%	59.5%	60.6%	58.1%
% of FP17s for the same patient ID Re-attending between 3 & 9 months - Adults	3,045	6,452	47.2%	51.2%	52.0%	50.6%
% of FP17s for Band 1 Urgent Courses	801	8,213	9.8%	9.6%	9.6%	9.1%
% of FP17s Relating to Free Repair or Replacements	61	8,213	0.7%	0.6%	0.7%	0.8%
% of FP17s Relating to Continuations	44	8,213	0.5%	0.9%	1.0%	1.1%
% of Patients satisfied with the dentistry they have received	17	18	94.4%	90.4%	91.6%	91.4%
% of Patients satisfied with the time they had to wait for an appointment	17	18	94.4%	87.3%	87.9%	87.7%

* This is based on patients treated on this contract for their most recent course of treatment. Figures in italics indicate the base number of FP17s or Patient Questionnaire responses are less than 100. N/A is shown where the base number of responses is less than 10 during the period. % is calculated as Quantity/Base number*100

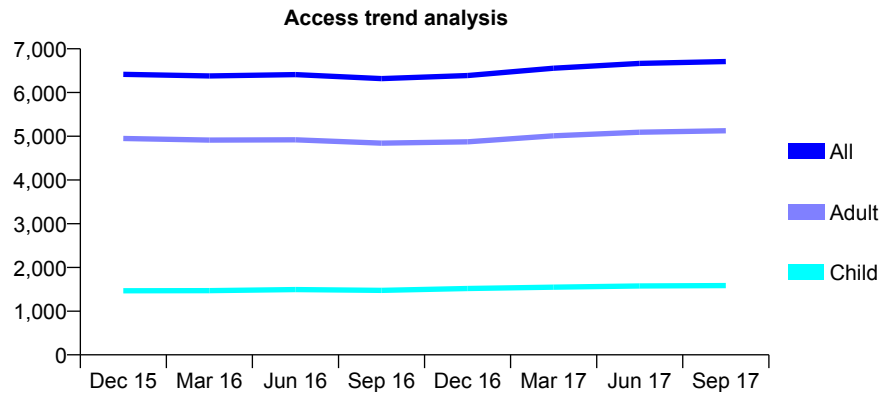
Q68 - Vital Signs At a Glance Contract Report for 101281/0177 - September 2017

Name or company name	OASIS DENTAL CARE LTD
Contract type name	Pilot Contract
Purpose of contract	General
Contract start date	01/03/2008
Contract end date	31/03/2018

17/18 Contracted general activity (UDA)	25,911
Carry forward general activity (UDA)	0
17/18 Contracted orthodontic activity (UOA)	0
Carry forward orthodontic activity (UOA)	0
Baseline contract value	£660,755.95

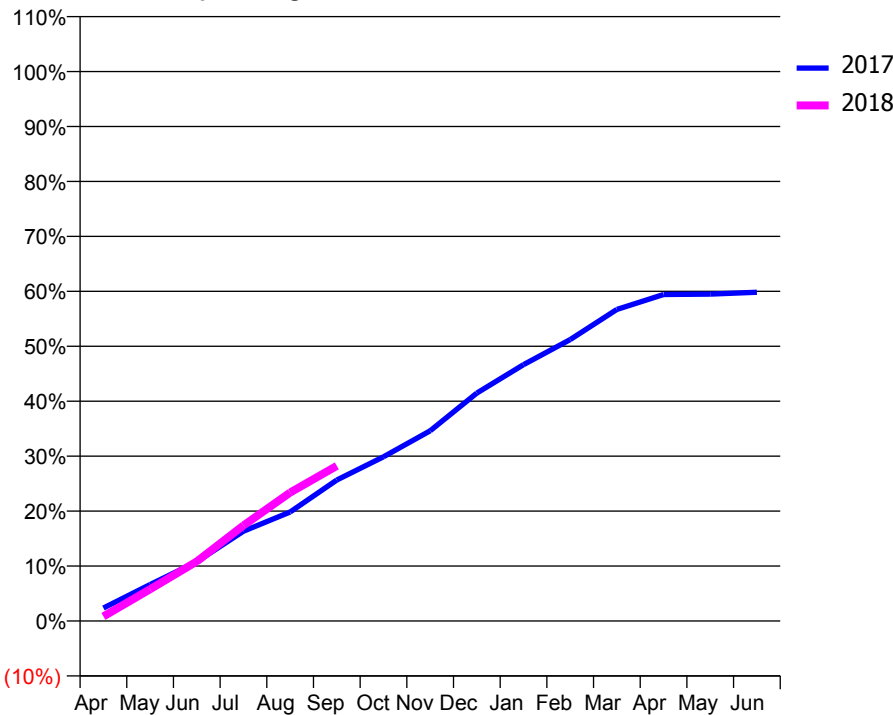
ACCESS*

Patients seen in 24 months	Total	Change since previous quarter
Quarter ending September 2016	6,317	
Quarter ending December 2016	6,389	→
Quarter ending March 2017	6,557	↑
Quarter ending June 2017	6,667	→
Quarter ending September 2017	6,710	→
Variance since September 2016	6.2%	↑



ACTIVITY

Cumulative percentage of contracted UDA delivered 2017 & 2018



Month	Adjusted Scheduled Activity (UDA)	
	2017	2018
April	614	215
May	1,719	1,497
June	2,796	2,804
July	4,233	4,505
August	5,139	6,059
September	6,652	7,315
October	7,743	
November	8,968	
December	10,747	
January	12,090	
February	13,270	
March	14,692	
April	15,397	
May	15,414	
June	15,504	

QUALITY

	Quantity	Base Number	Contract	AT	Region	England
% of FP17s for the same patient ID Re-attending within 3 months - Children	46	1,083	4.2%	9.3%	11.4%	11.9%
% of FP17s for the same patient ID Re-attending within 3 months - Adults	518	3,311	15.6%	15.0%	15.7%	15.9%
% of FP17s for the same patient ID Re-attending between 3 & 9 months - Children	561	1,083	51.8%	59.5%	60.6%	58.1%
% of FP17s for the same patient ID Re-attending between 3 & 9 months - Adults	1,299	3,311	39.2%	51.2%	52.0%	50.6%
% of FP17s for Band 1 Urgent Courses	469	3,853	12.2%	9.6%	9.6%	9.1%
% of FP17s Relating to Free Repair or Replacements	20	3,853	0.5%	0.6%	0.7%	0.8%
% of FP17s Relating to Continuations	41	3,853	1.1%	0.9%	1.0%	1.1%
% of Patients satisfied with the dentistry they have received	8	8	N/A	90.4%	91.6%	91.4%
% of Patients satisfied with the time they had to wait for an appointment	6	8	N/A	87.3%	87.9%	87.7%

* This is based on patients treated on this contract for their most recent course of treatment. Figures in italics indicate the base number of FP17s or Patient Questionnaire responses are less than 100. N/A is shown where the base number of responses is less than 10 during the period. % is calculated as Quantity/Base number*100

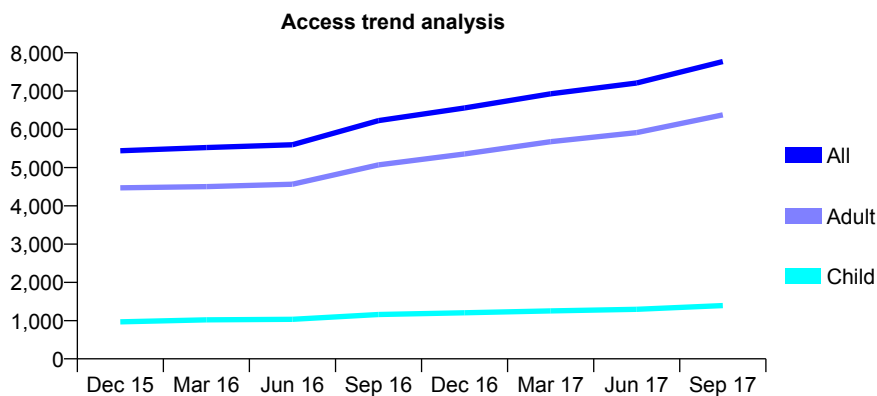
Q68 - Vital Signs At a Glance Contract Report for 101281/0231 - September 2017

Name or company name	OASIS DENTAL CARE LTD
Contract type name	GDS Contract
Purpose of contract	General
Contract start date	01/04/2011
Contract end date	

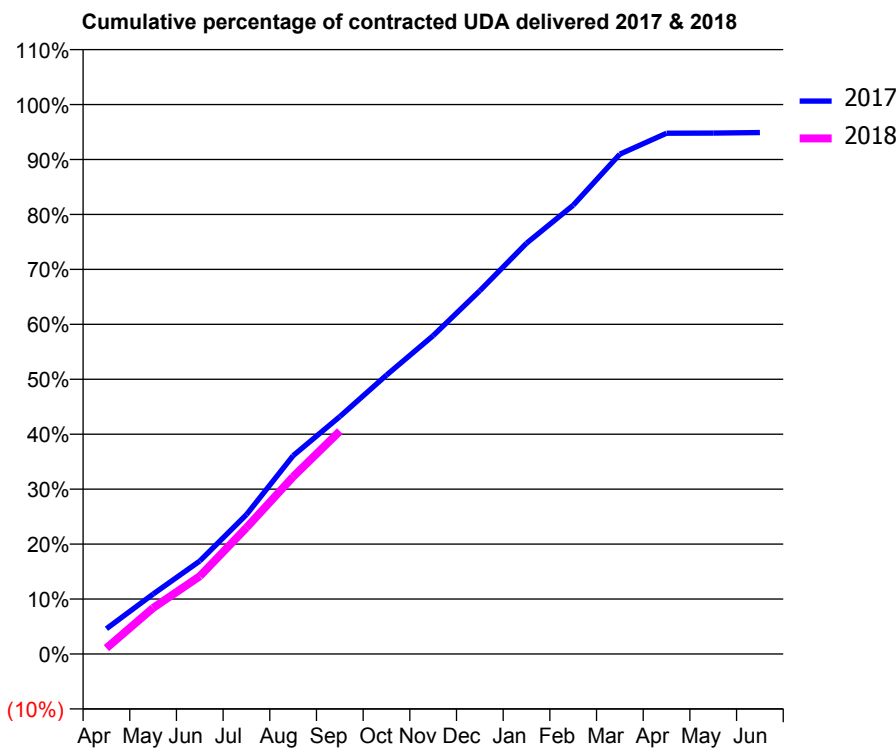
17/18 Contracted general activity (UDA)	26,836
Carry forward general activity (UDA)	0
17/18 Contracted orthodontic activity (UOA)	0
Carry forward orthodontic activity (UOA)	0
Baseline contract value	£691,980.12

ACCESS*

Patients seen in 24 months	Total	Change since previous quarter
Quarter ending September 2016	6,229	
Quarter ending December 2016	6,560	↑
Quarter ending March 2017	6,927	↑
Quarter ending June 2017	7,209	↑
Quarter ending September 2017	7,772	↑
Variance since September 2016	24.8%	↑



ACTIVITY



Month	Adjusted Scheduled Activity (UDA)	
	2017	2018
April	1,237	293
May	2,925	2,249
June	4,543	3,802
July	6,809	6,173
August	9,686	8,659
September	11,598	10,888
October	13,618	
November	15,550	
December	17,742	
January	20,059	
February	21,915	
March	24,414	
April	25,433	
May	25,437	
June	25,468	

QUALITY

	Quantity	Base Number	Contract	AT	Region	England
% of FP17s for the same patient ID Re-attending within 3 months - Children	72	1,063	6.8%	9.3%	11.4%	11.9%
% of FP17s for the same patient ID Re-attending within 3 months - Adults	715	4,764	15.0%	15.0%	15.7%	15.9%
% of FP17s for the same patient ID Re-attending between 3 & 9 months - Children	585	1,063	55.0%	59.5%	60.6%	58.1%
% of FP17s for the same patient ID Re-attending between 3 & 9 months - Adults	2,287	4,764	48.0%	51.2%	52.0%	50.6%
% of FP17s for Band 1 Urgent Courses	445	5,373	8.3%	9.6%	9.6%	9.1%
% of FP17s Relating to Free Repair or Replacements	89	5,373	1.7%	0.6%	0.7%	0.8%
% of FP17s Relating to Continuations	118	5,373	2.2%	0.9%	1.0%	1.1%
% of Patients satisfied with the dentistry they have received	10	11	90.9%	90.4%	91.6%	91.4%
% of Patients satisfied with the time they had to wait for an appointment	8	11	72.7%	87.3%	87.9%	87.7%

* This is based on patients treated on this contract for their most recent course of treatment. Figures in italics indicate the base number of FP17s or Patient Questionnaire responses are less than 100. N/A is shown where the base number of responses is less than 10 during the period. % is calculated as Quantity/Base number*100

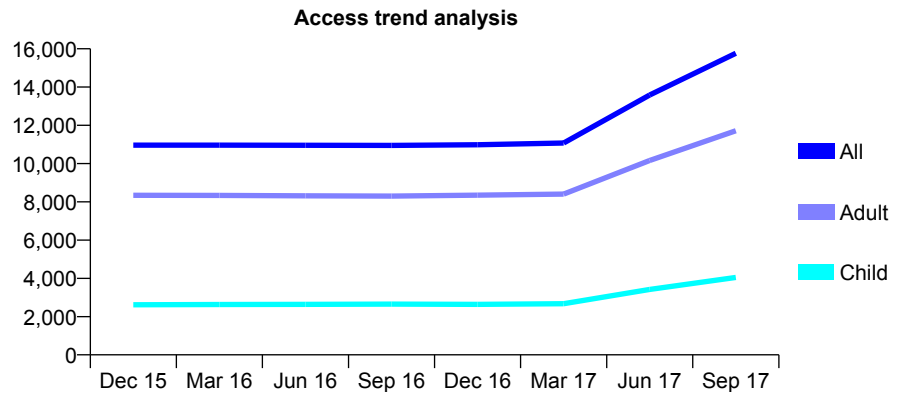
Q68 - Vital Signs At a Glance Contract Report for 101370/0063 - September 2017

Name or company name	Petrie Tucker and Partners Ltd
Contract type name	GDS Contract
Purpose of contract	General
Contract start date	01/04/2006
Contract end date	

17/18 Contracted general activity (UDA)	64,074
Carry forward general activity (UDA)	0
17/18 Contracted orthodontic activity (UOA)	0
Carry forward orthodontic activity (UOA)	0
Baseline contract value	£1,854,491.60

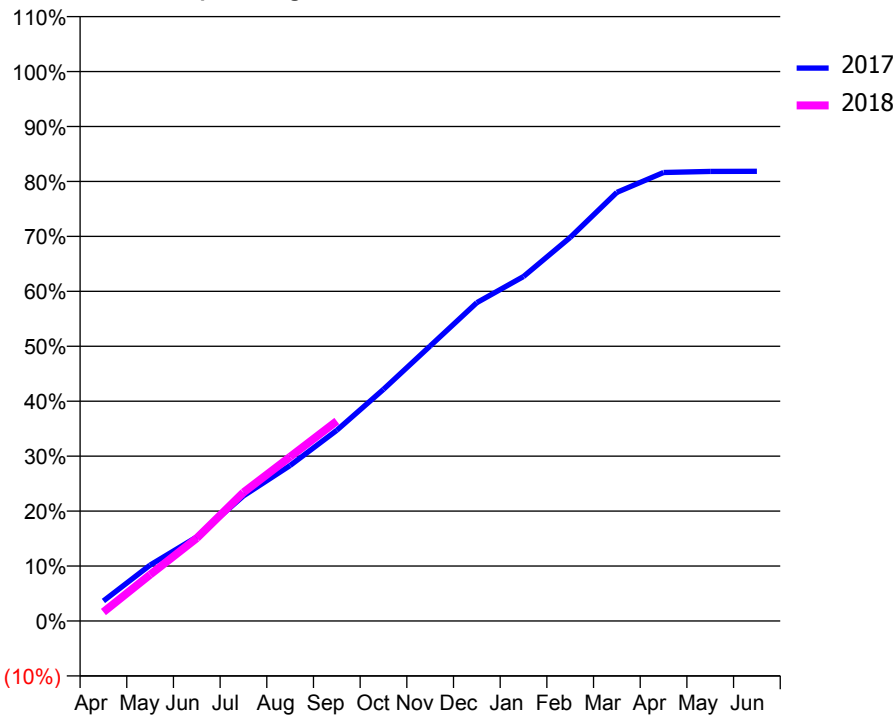
ACCESS*

Patients seen in 24 months	Total	Change since previous quarter
Quarter ending September 2016	10,952	
Quarter ending December 2016	10,984	→
Quarter ending March 2017	11,076	→
Quarter ending June 2017	13,585	↑
Quarter ending September 2017	15,763	↑
Variance since September 2016	43.9%	↑



ACTIVITY

Cumulative percentage of contracted UDA delivered 2017 & 2018



Month	Adjusted Scheduled Activity (UDA)	
	2017	2018
April	1,486	1,053
May	4,144	5,401
June	6,233	9,664
July	9,276	14,997
August	11,531	19,143
September	14,142	23,315
October	17,186	
November	20,394	
December	23,607	
January	25,547	
February	28,447	
March	31,788	
April	33,264	
May	33,342	
June	33,347	

QUALITY

	Quantity	Base Number	Contract	AT	Region	England
% of FP17s for the same patient ID Re-attending within 3 months - Children	131	3,570	3.7%	9.3%	11.4%	11.9%
% of FP17s for the same patient ID Re-attending within 3 months - Adults	748	9,415	7.9%	15.0%	15.7%	15.9%
% of FP17s for the same patient ID Re-attending between 3 & 9 months - Children	1,398	3,570	39.2%	59.5%	60.6%	58.1%
% of FP17s for the same patient ID Re-attending between 3 & 9 months - Adults	3,844	9,415	40.8%	51.2%	52.0%	50.6%
% of FP17s for Band 1 Urgent Courses	635	12,323	5.2%	9.6%	9.6%	9.1%
% of FP17s Relating to Free Repair or Replacements	42	12,323	0.3%	0.6%	0.7%	0.8%
% of FP17s Relating to Continuations	94	12,323	0.8%	0.9%	1.0%	1.1%
% of Patients satisfied with the dentistry they have received	23	27	85.2%	90.4%	91.6%	91.4%
% of Patients satisfied with the time they had to wait for an appointment	22	27	81.5%	87.3%	87.9%	87.7%

* This is based on patients treated on this contract for their most recent course of treatment. Figures in italics indicate the base number of FP17s or Patient Questionnaire responses are less than 100. N/A is shown where the base number of responses is less than 10 during the period. % is calculated as Quantity/Base number*100

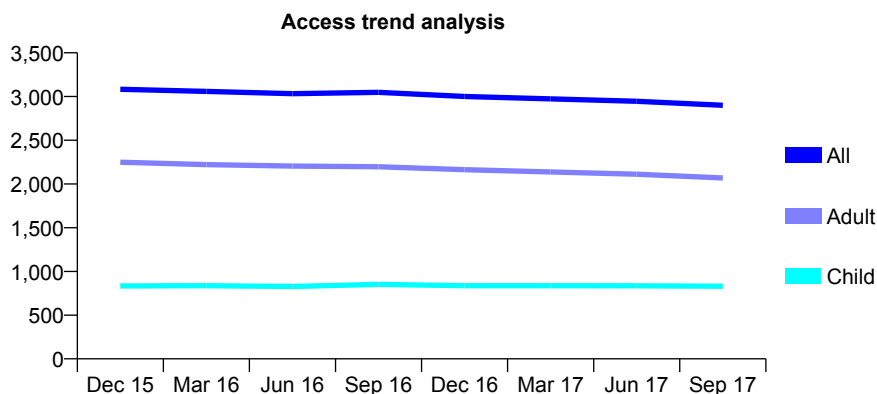
Q68 - Vital Signs At a Glance Contract Report for 101435/0002 - September 2017

Name or company name	IDH Limited
Contract type name	GDS Contract
Purpose of contract	General
Contract start date	01/04/2006
Contract end date	

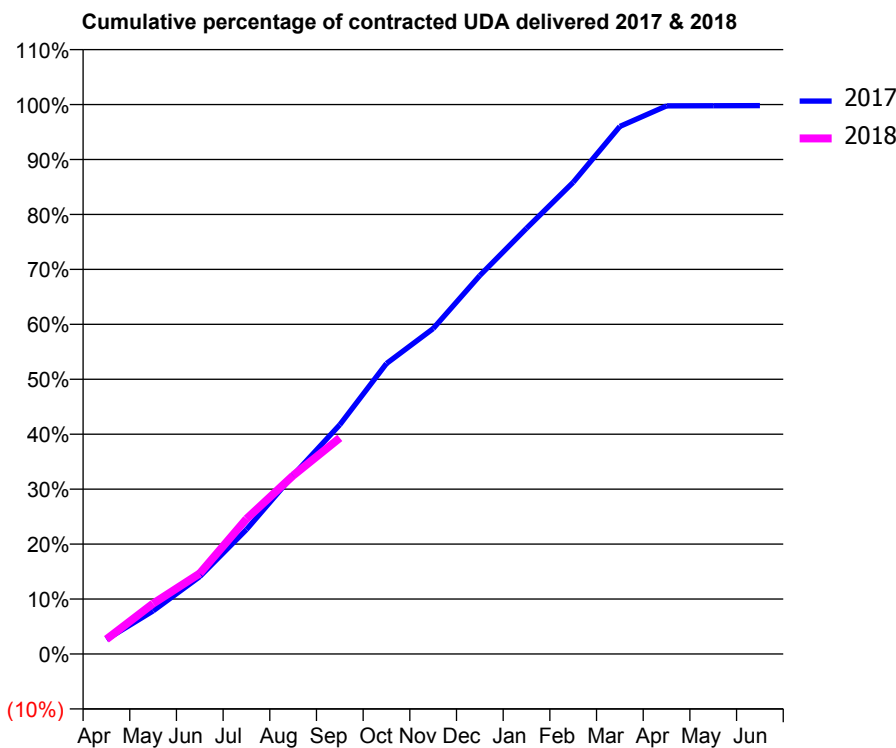
17/18 Contracted general activity (UDA)	8,401
Carry forward general activity (UDA)	17
17/18 Contracted orthodontic activity (UOA)	0
Carry forward orthodontic activity (UOA)	0
Baseline contract value	£205,117.51

ACCESS*

Patients seen in 24 months	Total	Change since previous quarter
Quarter ending September 2016	3,048	
Quarter ending December 2016	3,001	↓
Quarter ending March 2017	2,973	→
Quarter ending June 2017	2,946	→
Quarter ending September 2017	2,900	↓
Variance since September 2016	(4.9%)	↓



ACTIVITY



Month	Adjusted Scheduled Activity (UDA)	
	2017	2018
April	223	226
May	660	773
June	1,184	1,232
July	1,904	2,065
August	2,733	2,729
September	3,505	3,304
October	4,442	
November	4,975	
December	5,787	
January	6,509	
February	7,213	
March	8,067	
April	8,380	
May	8,382	
June	8,383	

QUALITY

	Quantity	Base Number	Contract	AT	Region	England
% of FP17s for the same patient ID Re-attending within 3 months - Children	46	707	6.5%	9.3%	11.4%	11.9%
% of FP17s for the same patient ID Re-attending within 3 months - Adults	129	1,446	8.9%	15.0%	15.7%	15.9%
% of FP17s for the same patient ID Re-attending between 3 & 9 months - Children	490	707	69.3%	59.5%	60.6%	58.1%
% of FP17s for the same patient ID Re-attending between 3 & 9 months - Adults	923	1,446	63.8%	51.2%	52.0%	50.6%
% of FP17s for Band 1 Urgent Courses	115	2,031	5.7%	9.6%	9.6%	9.1%
% of FP17s Relating to Free Repair or Replacements	1	2,031	0.0%	0.6%	0.7%	0.8%
% of FP17s Relating to Continuations	9	2,031	0.4%	0.9%	1.0%	1.1%
% of Patients satisfied with the dentistry they have received	2	2	N/A	90.4%	91.6%	91.4%
% of Patients satisfied with the time they had to wait for an appointment	2	2	N/A	87.3%	87.9%	87.7%

* This is based on patients treated on this contract for their most recent course of treatment. Figures in italics indicate the base number of FP17s or Patient Questionnaire responses are less than 100. N/A is shown where the base number of responses is less than 10 during the period. % is calculated as Quantity/Base number*100

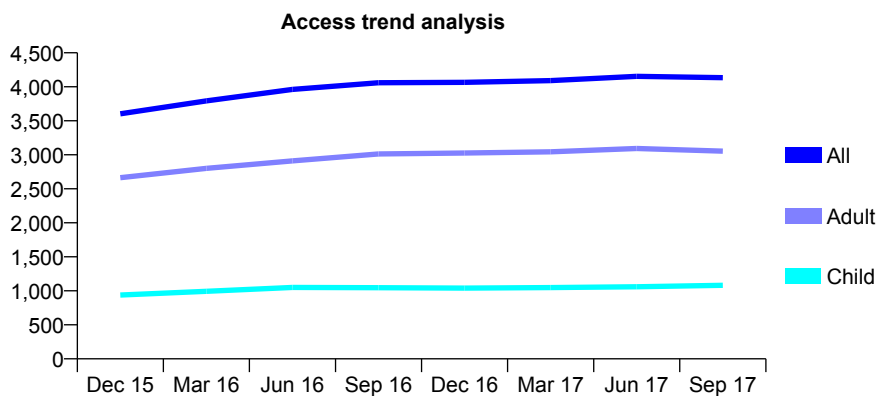
Q68 - Vital Signs At a Glance Contract Report for 101435/0038 - September 2017

Name or company name	IDH Limited
Contract type name	GDS Contract
Purpose of contract	General
Contract start date	01/04/2006
Contract end date	

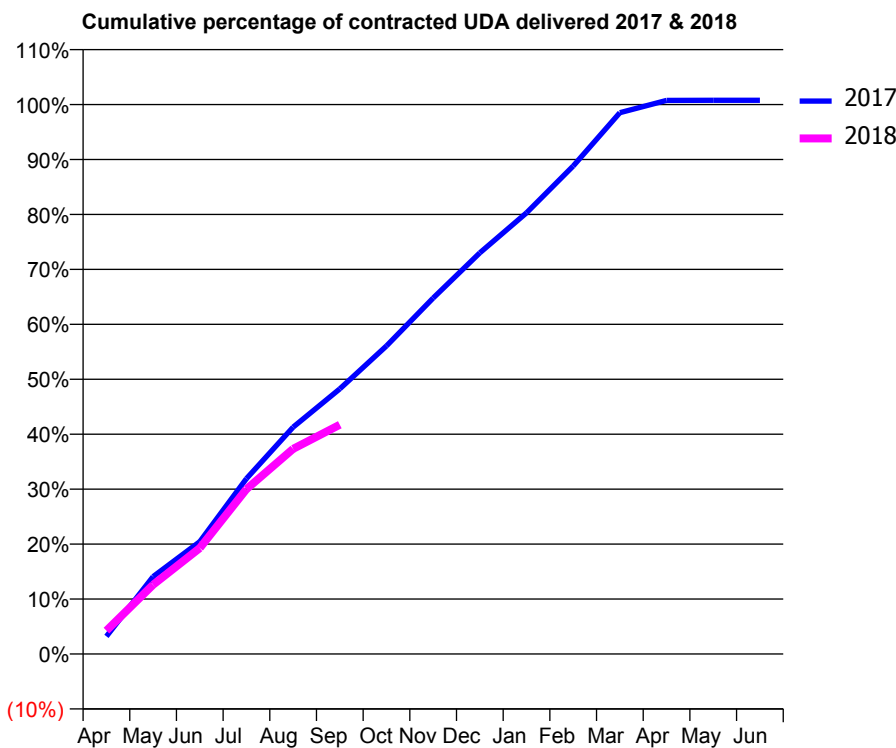
17/18 Contracted general activity (UDA)	10,828
Carry forward general activity (UDA)	-82
17/18 Contracted orthodontic activity (UOA)	0
Carry forward orthodontic activity (UOA)	0
Baseline contract value	£312,952.15

ACCESS*

Patients seen in 24 months	Total	Change since previous quarter
Quarter ending September 2016	4,059	
Quarter ending December 2016	4,066	→
Quarter ending March 2017	4,092	→
Quarter ending June 2017	4,154	→
Quarter ending September 2017	4,134	→
Variance since September 2016	1.8%	→



ACTIVITY



Month	Adjusted Scheduled Activity (UDA)	
	2017	2018
April	348	461
May	1,526	1,366
June	2,214	2,089
July	3,456	3,249
August	4,471	4,043
September	5,224	4,518
October	6,072	
November	7,014	
December	7,905	
January	8,695	
February	9,615	
March	10,668	
April	10,909	
May	10,910	
June	10,910	

QUALITY

	Quantity	Base Number	Contract	AT	Region	England
% of FP17s for the same patient ID Re-attending within 3 months - Children	27	549	4.9%	9.3%	11.4%	11.9%
% of FP17s for the same patient ID Re-attending within 3 months - Adults	200	1,481	13.5%	15.0%	15.7%	15.9%
% of FP17s for the same patient ID Re-attending between 3 & 9 months - Children	221	549	40.3%	59.5%	60.6%	58.1%
% of FP17s for the same patient ID Re-attending between 3 & 9 months - Adults	593	1,481	40.0%	51.2%	52.0%	50.6%
% of FP17s for Band 1 Urgent Courses	178	1,934	9.2%	9.6%	9.6%	9.1%
% of FP17s Relating to Free Repair or Replacements	23	1,934	1.2%	0.6%	0.7%	0.8%
% of FP17s Relating to Continuations	26	1,934	1.3%	0.9%	1.0%	1.1%
% of Patients satisfied with the dentistry they have received	5	7	N/A	90.4%	91.6%	91.4%
% of Patients satisfied with the time they had to wait for an appointment	5	7	N/A	87.3%	87.9%	87.7%

* This is based on patients treated on this contract for their most recent course of treatment. Figures in italics indicate the base number of FP17s or Patient Questionnaire responses are less than 100. N/A is shown where the base number of responses is less than 10 during the period. % is calculated as Quantity/Base number*100

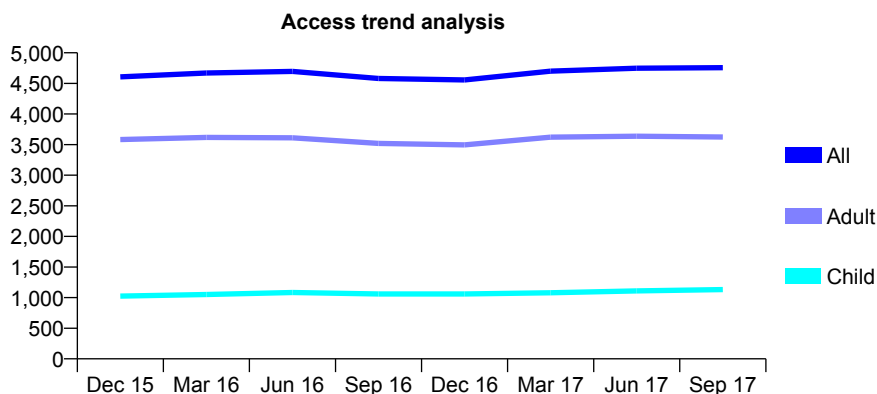
Q68 - Vital Signs At a Glance Contract Report for 101435/0039 - September 2017

Name or company name	IDH Limited
Contract type name	GDS Contract
Purpose of contract	General
Contract start date	01/04/2006
Contract end date	

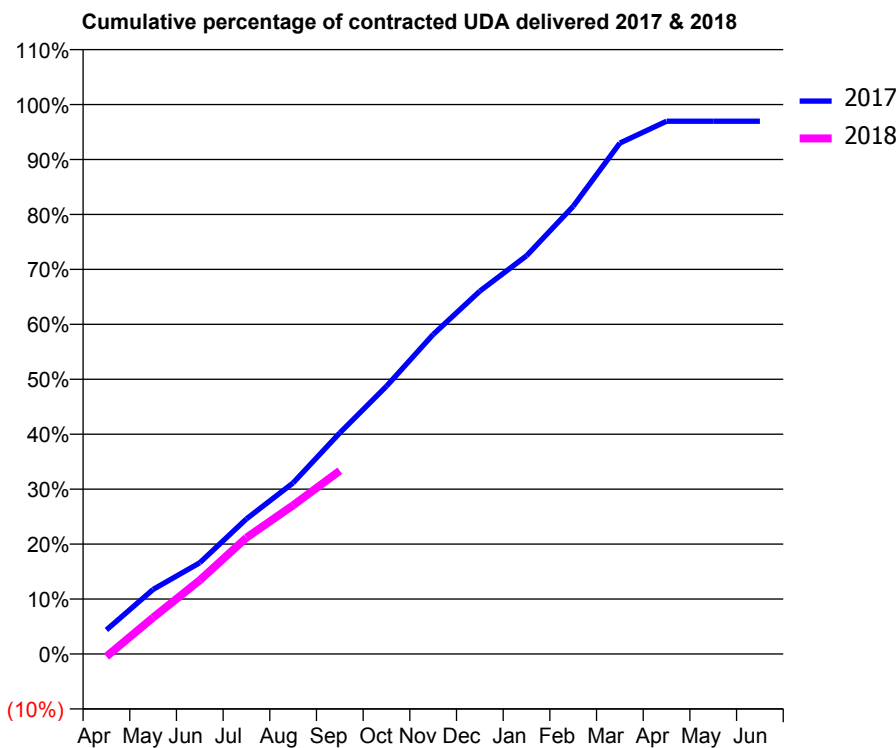
17/18 Contracted general activity (UDA)	15,788
Carry forward general activity (UDA)	480
17/18 Contracted orthodontic activity (UOA)	0
Carry forward orthodontic activity (UOA)	0
Baseline contract value	£450,660.25

ACCESS*

Patients seen in 24 months	Total	Change since previous quarter
Quarter ending September 2016	4,580	
Quarter ending December 2016	4,556	→
Quarter ending March 2017	4,701	↑
Quarter ending June 2017	4,748	→
Quarter ending September 2017	4,757	→
Variance since September 2016	3.9%	↑



ACTIVITY



Month	Adjusted Scheduled Activity (UDA)	
	2017	2018
April	693	-73
May	1,855	1,047
June	2,624	2,120
July	3,881	3,342
August	4,918	4,274
September	6,355	5,266
October	7,694	
November	9,181	
December	10,426	
January	11,443	
February	12,865	
March	14,678	
April	15,306	
May	15,308	
June	15,308	

QUALITY

	Quantity	Base Number	Contract	AT	Region	England
% of FP17s for the same patient ID Re-attending within 3 months - Children	27	699	3.9%	9.3%	11.4%	11.9%
% of FP17s for the same patient ID Re-attending within 3 months - Adults	159	1,832	8.7%	15.0%	15.7%	15.9%
% of FP17s for the same patient ID Re-attending between 3 & 9 months - Children	332	699	47.5%	59.5%	60.6%	58.1%
% of FP17s for the same patient ID Re-attending between 3 & 9 months - Adults	863	1,832	47.1%	51.2%	52.0%	50.6%
% of FP17s for Band 1 Urgent Courses	93	2,335	4.0%	9.6%	9.6%	9.1%
% of FP17s Relating to Free Repair or Replacements	11	2,335	0.5%	0.6%	0.7%	0.8%
% of FP17s Relating to Continuations	30	2,335	1.3%	0.9%	1.0%	1.1%
% of Patients satisfied with the dentistry they have received	6	6	N/A	90.4%	91.6%	91.4%
% of Patients satisfied with the time they had to wait for an appointment	6	6	N/A	87.3%	87.9%	87.7%

* This is based on patients treated on this contract for their most recent course of treatment. Figures in italics indicate the base number of FP17s or Patient Questionnaire responses are less than 100. N/A is shown where the base number of responses is less than 10 during the period. % is calculated as Quantity/Base number*100

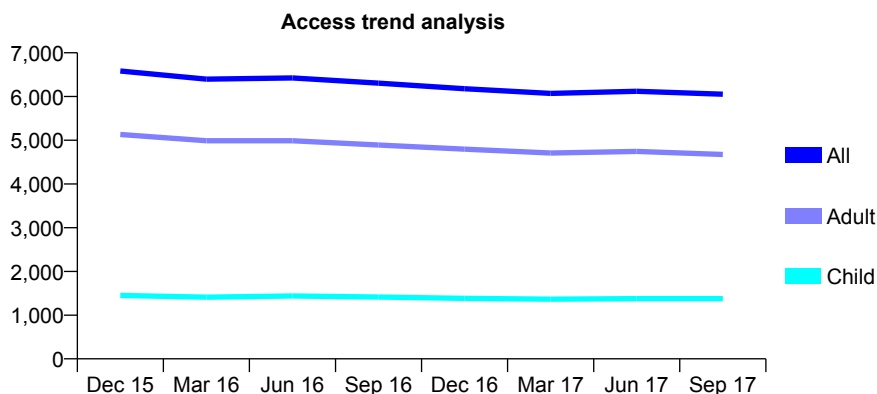
Q68 - Vital Signs At a Glance Contract Report for 101435/0041 - September 2017

Name or company name	IDH Limited
Contract type name	GDS Contract
Purpose of contract	General
Contract start date	01/04/2006
Contract end date	

17/18 Contracted general activity (UDA)	22,081
Carry forward general activity (UDA)	0
17/18 Contracted orthodontic activity (UOA)	0
Carry forward orthodontic activity (UOA)	0
Baseline contract value	£711,888.39

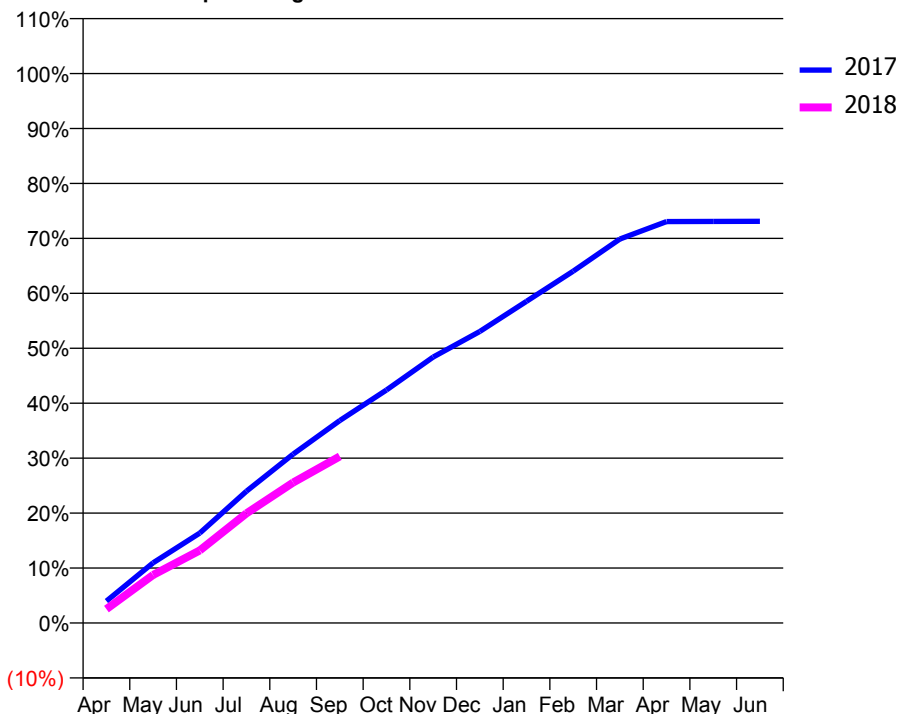
ACCESS*

Patients seen in 24 months	Total	Change since previous quarter
Quarter ending September 2016	6,306	
Quarter ending December 2016	6,177	↓
Quarter ending March 2017	6,072	↓
Quarter ending June 2017	6,121	→
Quarter ending September 2017	6,053	↓
Variance since September 2016	(4.0%)	↓



ACTIVITY

Cumulative percentage of contracted UDA delivered 2017 & 2018



Adjusted Scheduled Activity (UDA)

Month	2017	2018
April	882	559
May	2,418	1,930
June	3,616	2,915
July	5,295	4,407
August	6,785	5,642
September	8,138	6,694
October	9,365	
November	10,688	
December	11,715	
January	12,927	
February	14,140	
March	15,429	
April	16,131	
May	16,137	
June	16,142	

QUALITY

	Quantity	Base Number	Contract	AT	Region	England
% of FP17s for the same patient ID Re-attending within 3 months - Children	70	860	8.1%	9.3%	11.4%	11.9%
% of FP17s for the same patient ID Re-attending within 3 months - Adults	394	2,527	15.6%	15.0%	15.7%	15.9%
% of FP17s for the same patient ID Re-attending between 3 & 9 months - Children	367	860	42.7%	59.5%	60.6%	58.1%
% of FP17s for the same patient ID Re-attending between 3 & 9 months - Adults	957	2,527	37.9%	51.2%	52.0%	50.6%
% of FP17s for Band 1 Urgent Courses	540	3,122	17.3%	9.6%	9.6%	9.1%
% of FP17s Relating to Free Repair or Replacements	25	3,122	0.8%	0.6%	0.7%	0.8%
% of FP17s Relating to Continuations	38	3,122	1.2%	0.9%	1.0%	1.1%
% of Patients satisfied with the dentistry they have received	2	3	N/A	90.4%	91.6%	91.4%
% of Patients satisfied with the time they had to wait for an appointment	3	3	N/A	87.3%	87.9%	87.7%

* This is based on patients treated on this contract for their most recent course of treatment. Figures in italics indicate the base number of FP17s or Patient Questionnaire responses are less than 100. N/A is shown where the base number of responses is less than 10 during the period. % is calculated as Quantity/Base number*100

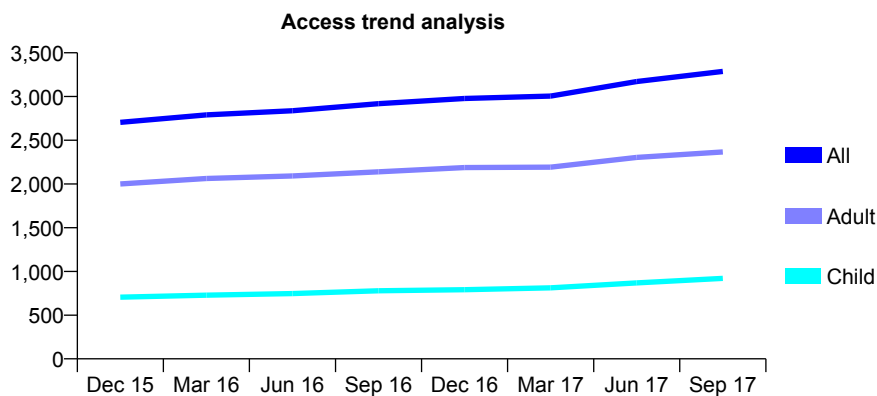
Q68 - Vital Signs At a Glance Contract Report for 101435/0043 - September 2017

Name or company name	IDH Limited
Contract type name	GDS Contract
Purpose of contract	General
Contract start date	01/04/2006
Contract end date	

17/18 Contracted general activity (UDA)	9,058
Carry forward general activity (UDA)	-113
17/18 Contracted orthodontic activity (UOA)	0
Carry forward orthodontic activity (UOA)	0
Baseline contract value	£212,583.31

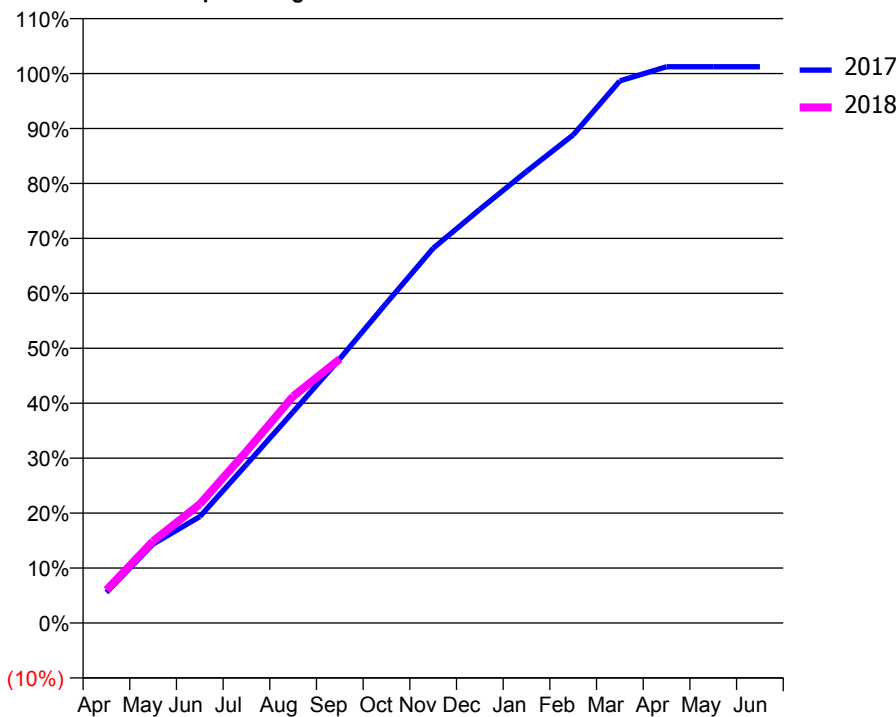
ACCESS*

Patients seen in 24 months	Total	Change since previous quarter
Quarter ending September 2016	2,918	
Quarter ending December 2016	2,978	↑
Quarter ending March 2017	3,005	→
Quarter ending June 2017	3,172	↑
Quarter ending September 2017	3,287	↑
Variance since September 2016	12.6%	↑



ACTIVITY

Cumulative percentage of contracted UDA delivered 2017 & 2018



Adjusted Scheduled Activity (UDA)

Month	2017	2018
April	505	544
May	1,303	1,351
June	1,753	1,959
July	2,613	2,829
August	3,481	3,738
September	4,355	4,351
October	5,274	
November	6,177	
December	6,819	
January	7,443	
February	8,046	
March	8,936	
April	9,170	
May	9,170	
June	9,170	

QUALITY

	Quantity	Base Number	Contract	AT	Region	England
% of FP17s for the same patient ID Re-attending within 3 months - Children	21	522	4.0%	9.3%	11.4%	11.9%
% of FP17s for the same patient ID Re-attending within 3 months - Adults	170	1,305	13.0%	15.0%	15.7%	15.9%
% of FP17s for the same patient ID Re-attending between 3 & 9 months - Children	196	522	37.5%	59.5%	60.6%	58.1%
% of FP17s for the same patient ID Re-attending between 3 & 9 months - Adults	463	1,305	35.5%	51.2%	52.0%	50.6%
% of FP17s for Band 1 Urgent Courses	121	1,733	7.0%	9.6%	9.6%	9.1%
% of FP17s Relating to Free Repair or Replacements	6	1,733	0.3%	0.6%	0.7%	0.8%
% of FP17s Relating to Continuations	38	1,733	2.2%	0.9%	1.0%	1.1%
% of Patients satisfied with the dentistry they have received	8	8	N/A	90.4%	91.6%	91.4%
% of Patients satisfied with the time they had to wait for an appointment	7	8	N/A	87.3%	87.9%	87.7%

* This is based on patients treated on this contract for their most recent course of treatment. Figures in italics indicate the base number of FP17s or Patient Questionnaire responses are less than 100. N/A is shown where the base number of responses is less than 10 during the period. % is calculated as Quantity/Base number*100

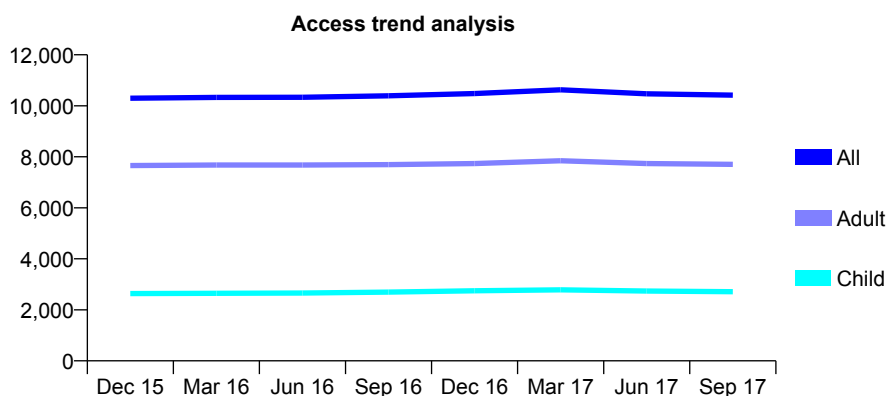
Q68 - Vital Signs At a Glance Contract Report for 101435/0044 - September 2017

Name or company name	IDH Limited
Contract type name	GDS Contract
Purpose of contract	General
Contract start date	15/05/2006
Contract end date	

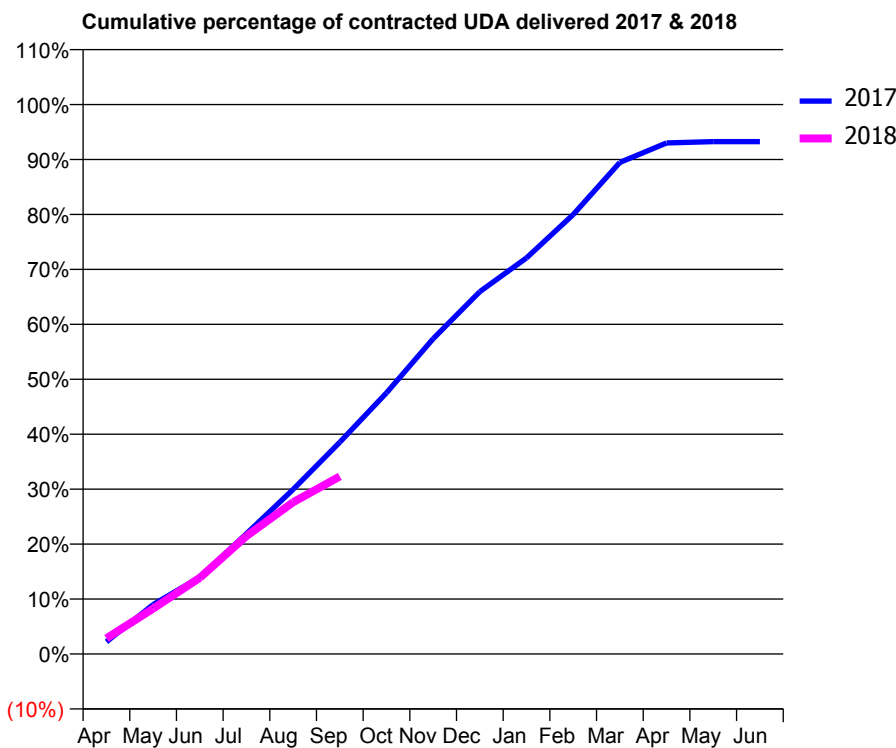
17/18 Contracted general activity (UDA)	28,158
Carry forward general activity (UDA)	0
17/18 Contracted orthodontic activity (UOA)	0
Carry forward orthodontic activity (UOA)	0
Baseline contract value	£799,555.72

ACCESS*

Patients seen in 24 months	Total	Change since previous quarter
Quarter ending September 2016	10,393	
Quarter ending December 2016	10,483	→
Quarter ending March 2017	10,626	→
Quarter ending June 2017	10,472	↓
Quarter ending September 2017	10,418	→
Variance since September 2016	0.2%	→



ACTIVITY



Month	Adjusted Scheduled Activity (UDA)	
	2017	2018
April	624	800
May	2,530	2,328
June	3,941	3,906
July	6,169	6,047
August	8,437	7,776
September	10,856	9,098
October	13,382	
November	16,159	
December	18,569	
January	20,296	
February	22,517	
March	25,190	
April	26,184	
May	26,255	
June	26,258	

QUALITY

	Quantity	Base Number	Contract	AT	Region	England
% of FP17s for the same patient ID Re-attending within 3 months - Children	35	1,598	2.2%	9.3%	11.4%	11.9%
% of FP17s for the same patient ID Re-attending within 3 months - Adults	168	3,706	4.5%	15.0%	15.7%	15.9%
% of FP17s for the same patient ID Re-attending between 3 & 9 months - Children	946	1,598	59.2%	59.5%	60.6%	58.1%
% of FP17s for the same patient ID Re-attending between 3 & 9 months - Adults	2,098	3,706	56.6%	51.2%	52.0%	50.6%
% of FP17s for Band 1 Urgent Courses	248	4,815	5.2%	9.6%	9.6%	9.1%
% of FP17s Relating to Free Repair or Replacements	1	4,815	0.0%	0.6%	0.7%	0.8%
% of FP17s Relating to Continuations	8	4,815	0.2%	0.9%	1.0%	1.1%
% of Patients satisfied with the dentistry they have received	11	12	91.7%	90.4%	91.6%	91.4%
% of Patients satisfied with the time they had to wait for an appointment	10	12	83.3%	87.3%	87.9%	87.7%

* This is based on patients treated on this contract for their most recent course of treatment. Figures in italics indicate the base number of FP17s or Patient Questionnaire responses are less than 100. N/A is shown where the base number of responses is less than 10 during the period. % is calculated as Quantity/Base number*100

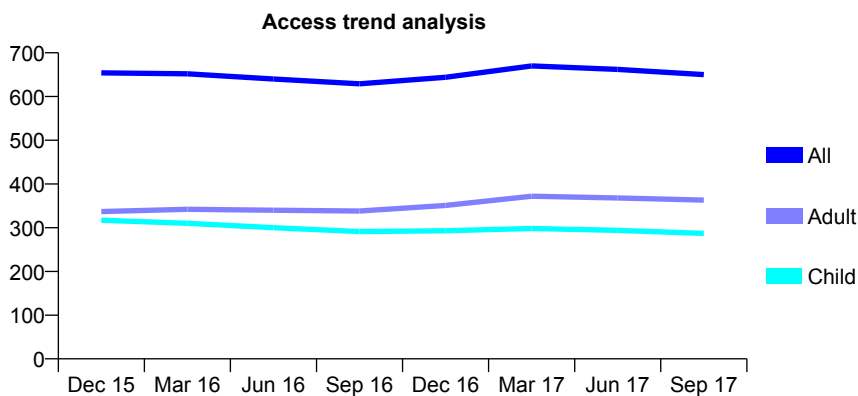
Q68 - Vital Signs At a Glance Contract Report for 102091/0001 - September 2017

Name or company name	Gresham Dental Practice Limited
Contract type name	GDS Contract
Purpose of contract	General
Contract start date	01/10/2011
Contract end date	

17/18 Contracted general activity (UDA)	1,300
Carry forward general activity (UDA)	0
17/18 Contracted orthodontic activity (UOA)	0
Carry forward orthodontic activity (UOA)	0
Baseline contract value	£28,932.08

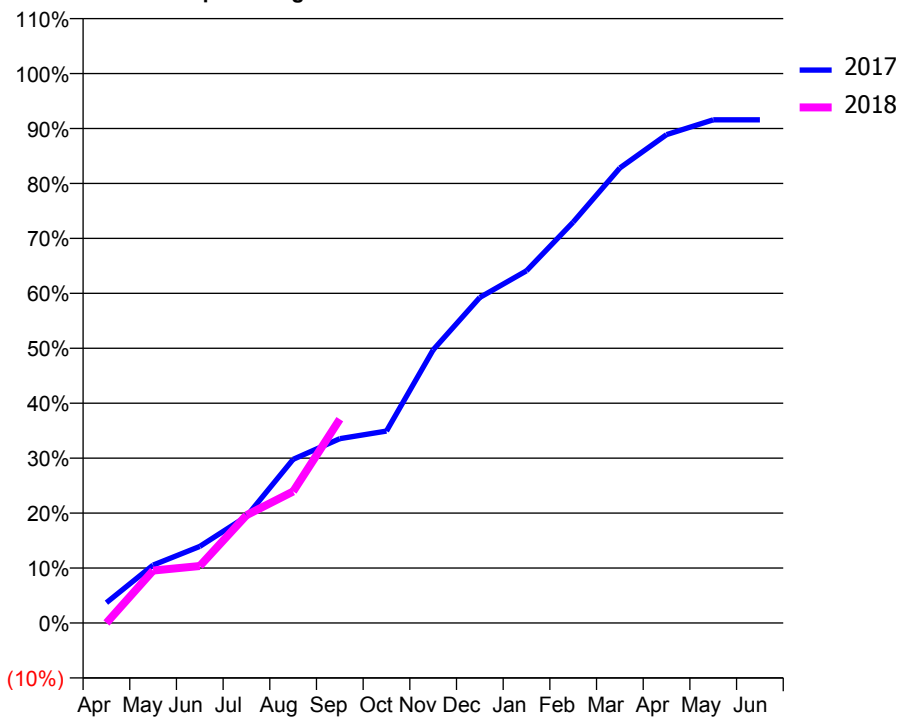
ACCESS*

Patients seen in 24 months	Total	Change since previous quarter
Quarter ending September 2016	629	
Quarter ending December 2016	644	↑
Quarter ending March 2017	670	↑
Quarter ending June 2017	662	↓
Quarter ending September 2017	650	↓
Variance since September 2016	3.3%	↑



ACTIVITY

Cumulative percentage of contracted UDA delivered 2017 & 2018



Adjusted Scheduled Activity (UDA)

Month	2017	2018
April	48	0
May	137	124
June	181	135
July	252	255
August	387	311
September	436	482
October	454	
November	646	
December	770	
January	833	
February	948	
March	1,076	
April	1,155	
May	1,190	
June	1,190	

QUALITY

	Quantity	Base Number	Contract	AT	Region	England
% of FP17s for the same patient ID Re-attending within 3 months - Children	2	155	1.3%	9.3%	11.4%	11.9%
% of FP17s for the same patient ID Re-attending within 3 months - Adults	14	177	7.9%	15.0%	15.7%	15.9%
% of FP17s for the same patient ID Re-attending between 3 & 9 months - Children	63	155	40.6%	59.5%	60.6%	58.1%
% of FP17s for the same patient ID Re-attending between 3 & 9 months - Adults	78	177	44.1%	51.2%	52.0%	50.6%
% of FP17s for Band 1 Urgent Courses	1	265	0.4%	9.6%	9.6%	9.1%
% of FP17s Relating to Free Repair or Replacements	0	265	0.0%	0.6%	0.7%	0.8%
% of FP17s Relating to Continuations	0	265	0.0%	0.9%	1.0%	1.1%
% of Patients satisfied with the dentistry they have received	1	1	N/A	90.4%	91.6%	91.4%
% of Patients satisfied with the time they had to wait for an appointment	1	1	N/A	87.3%	87.9%	87.7%

* This is based on patients treated on this contract for their most recent course of treatment. Figures in italics indicate the base number of FP17s or Patient Questionnaire responses are less than 100. N/A is shown where the base number of responses is less than 10 during the period. % is calculated as Quantity/Base number*100

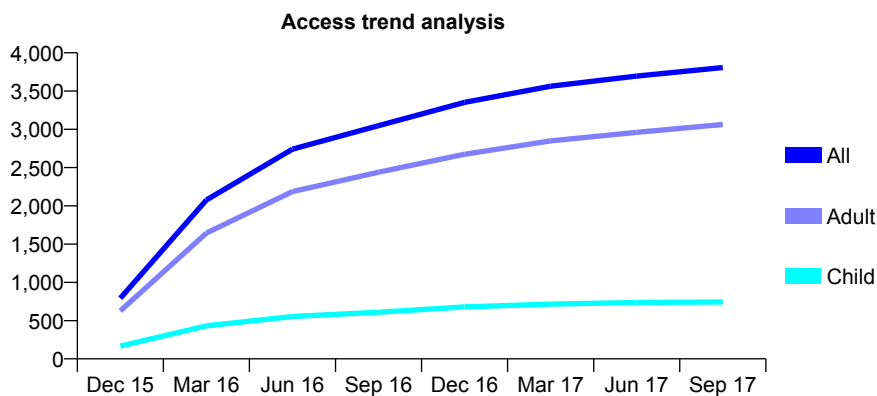
Q68 - Vital Signs At a Glance Contract Report for 102326/0001 - September 2017

Name or company name	Dental Surgery
Contract type name	GDS Contract
Purpose of contract	General
Contract start date	15/10/2015
Contract end date	

17/18 Contracted general activity (UDA)	14,566
Carry forward general activity (UDA)	71
17/18 Contracted orthodontic activity (UOA)	0
Carry forward orthodontic activity (UOA)	0
Baseline contract value	£311,598.09

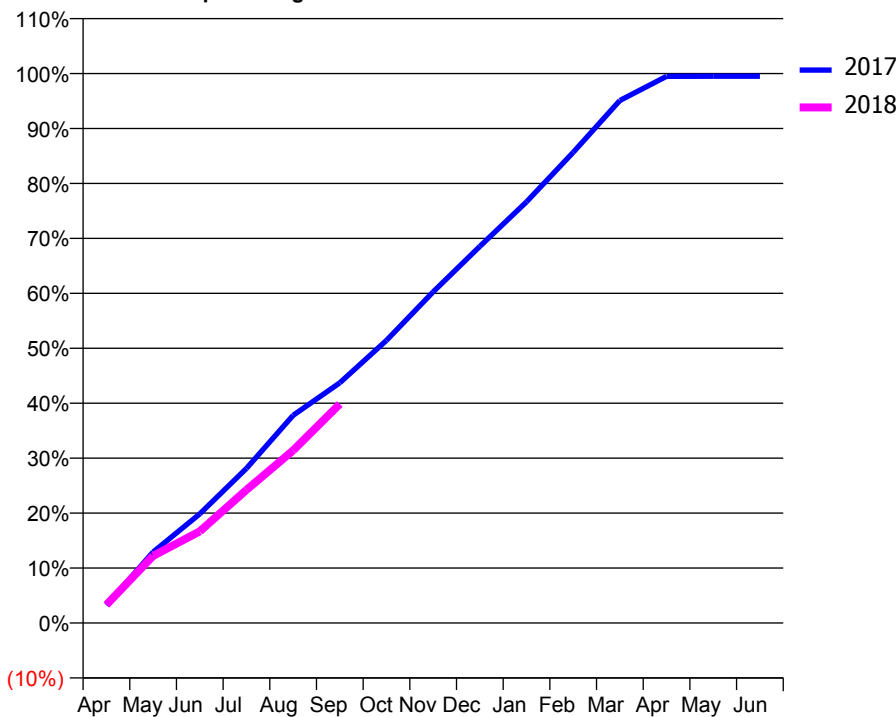
ACCESS*

Patients seen in 24 months	Total	Change since previous quarter
Quarter ending September 2016	3,048	
Quarter ending December 2016	3,352	↑
Quarter ending March 2017	3,564	↑
Quarter ending June 2017	3,696	↑
Quarter ending September 2017	3,807	↑
Variance since September 2016	24.9%	↑



ACTIVITY

Cumulative percentage of contracted UDA delivered 2017 & 2018



Adjusted Scheduled Activity (UDA)

Month	2017	2018
April	474	481
May	1,884	1,779
June	2,893	2,431
July	4,099	3,531
August	5,504	4,575
September	6,367	5,804
October	7,494	
November	8,778	
December	9,985	
January	11,165	
February	12,477	
March	13,850	
April	14,490	
May	14,495	
June	14,495	

QUALITY

	Quantity	Base Number	Contract	AT	Region	England
% of FP17s for the same patient ID Re-attending within 3 months - Children	39	468	8.3%	9.3%	11.4%	11.9%
% of FP17s for the same patient ID Re-attending within 3 months - Adults	381	2,136	17.8%	15.0%	15.7%	15.9%
% of FP17s for the same patient ID Re-attending between 3 & 9 months - Children	291	468	62.2%	59.5%	60.6%	58.1%
% of FP17s for the same patient ID Re-attending between 3 & 9 months - Adults	1,215	2,136	56.9%	51.2%	52.0%	50.6%
% of FP17s for Band 1 Urgent Courses	301	2,378	12.7%	9.6%	9.6%	9.1%
% of FP17s Relating to Free Repair or Replacements	6	2,378	0.3%	0.6%	0.7%	0.8%
% of FP17s Relating to Continuations	21	2,378	0.9%	0.9%	1.0%	1.1%
% of Patients satisfied with the dentistry they have received	9	9	N/A	90.4%	91.6%	91.4%
% of Patients satisfied with the time they had to wait for an appointment	9	9	N/A	87.3%	87.9%	87.7%

* This is based on patients treated on this contract for their most recent course of treatment. Figures in italics indicate the base number of FP17s or Patient Questionnaire responses are less than 100. N/A is shown where the base number of responses is less than 10 during the period. % is calculated as Quantity/Base number*100

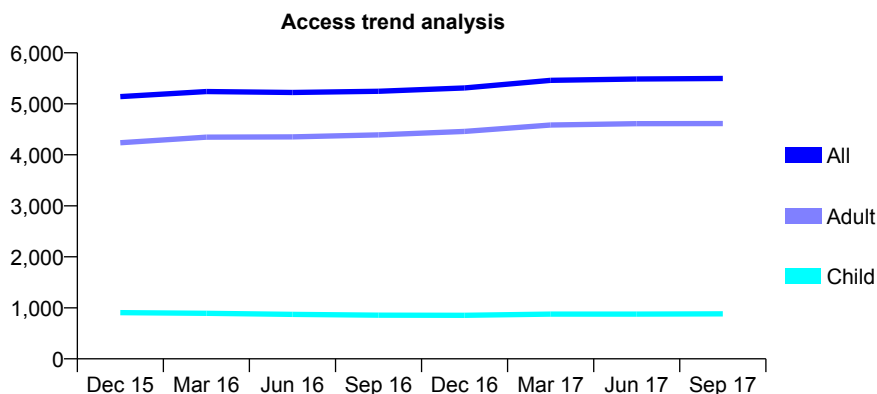
Q68 - Vital Signs At a Glance Contract Report for 102474/0001 - September 2017

Name or company name	Elizabeth Horn
Contract type name	GDS Contract
Purpose of contract	General
Contract start date	01/09/2012
Contract end date	

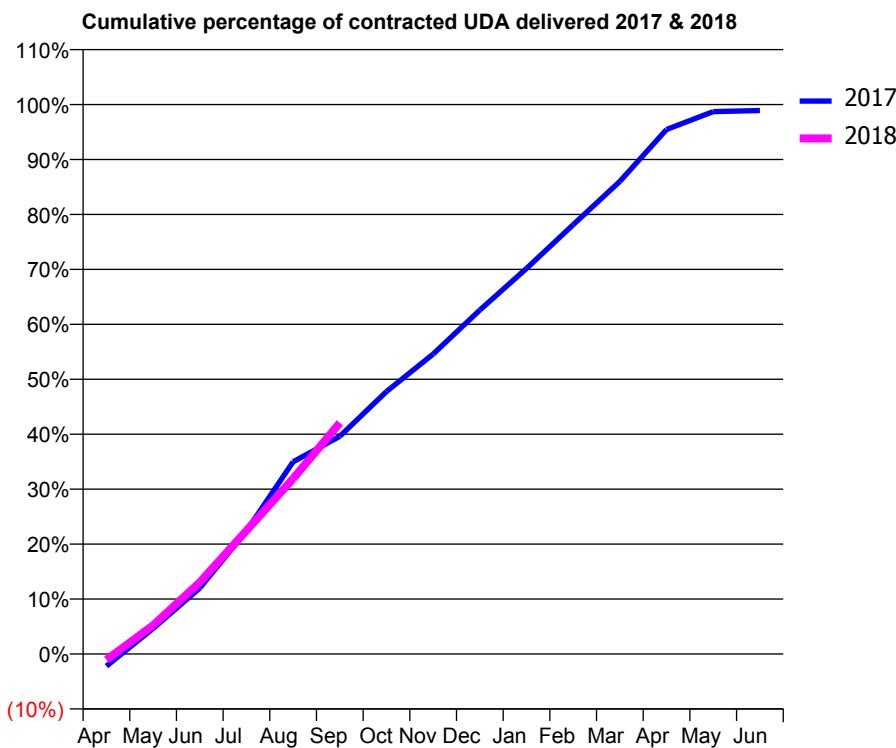
17/18 Contracted general activity (UDA)	16,133
Carry forward general activity (UDA)	176
17/18 Contracted orthodontic activity (UOA)	0
Carry forward orthodontic activity (UOA)	0
Baseline contract value	£494,931.58

ACCESS*

Patients seen in 24 months	Total	Change since previous quarter
Quarter ending September 2016	5,246	
Quarter ending December 2016	5,312	→
Quarter ending March 2017	5,461	↑
Quarter ending June 2017	5,487	→
Quarter ending September 2017	5,496	→
Variance since September 2016	4.8%	↑



ACTIVITY



Month	Adjusted Scheduled Activity (UDA)	
	2017	2018
April	-358	-176
May	748	842
June	1,935	2,104
July	3,615	3,622
August	5,645	5,151
September	6,391	6,788
October	7,706	
November	8,805	
December	10,098	
January	11,319	
February	12,606	
March	13,878	
April	15,400	
May	15,925	
June	15,957	

QUALITY

	Quantity	Base Number	Contract	AT	Region	England
% of FP17s for the same patient ID Re-attending within 3 months - Children	25	532	4.7%	9.3%	11.4%	11.9%
% of FP17s for the same patient ID Re-attending within 3 months - Adults	371	2,954	12.6%	15.0%	15.7%	15.9%
% of FP17s for the same patient ID Re-attending between 3 & 9 months - Children	134	532	25.2%	59.5%	60.6%	58.1%
% of FP17s for the same patient ID Re-attending between 3 & 9 months - Adults	1,029	2,954	34.8%	51.2%	52.0%	50.6%
% of FP17s for Band 1 Urgent Courses	151	2,716	5.6%	9.6%	9.6%	9.1%
% of FP17s Relating to Free Repair or Replacements	20	2,716	0.7%	0.6%	0.7%	0.8%
% of FP17s Relating to Continuations	38	2,716	1.4%	0.9%	1.0%	1.1%
% of Patients satisfied with the dentistry they have received	6	7	N/A	90.4%	91.6%	91.4%
% of Patients satisfied with the time they had to wait for an appointment	7	7	N/A	87.3%	87.9%	87.7%

* This is based on patients treated on this contract for their most recent course of treatment. Figures in italics indicate the base number of FP17s or Patient Questionnaire responses are less than 100. N/A is shown where the base number of responses is less than 10 during the period. % is calculated as Quantity/Base number*100

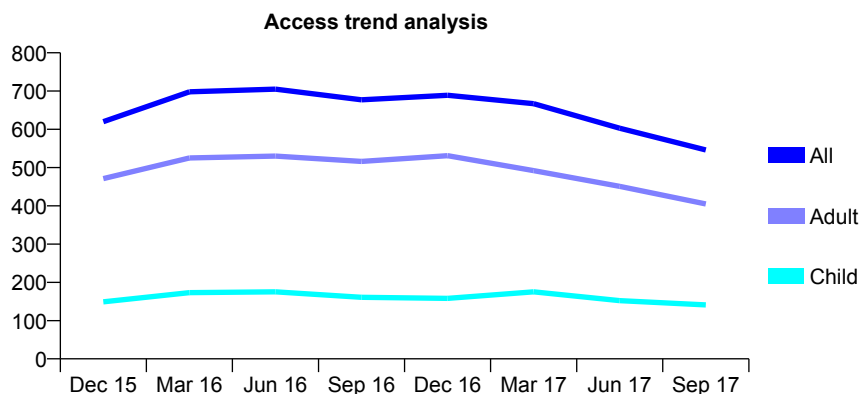
Q68 - Vital Signs At a Glance Contract Report for 102822/0001 - September 2017

Name or company name	Goodwood Court Dental Practice
Contract type name	GDS Contract
Purpose of contract	General
Contract start date	01/02/2014
Contract end date	

17/18 Contracted general activity (UDA)	1,567
Carry forward general activity (UDA)	-2
17/18 Contracted orthodontic activity (UOA)	0
Carry forward orthodontic activity (UOA)	0
Baseline contract value	£43,376.11

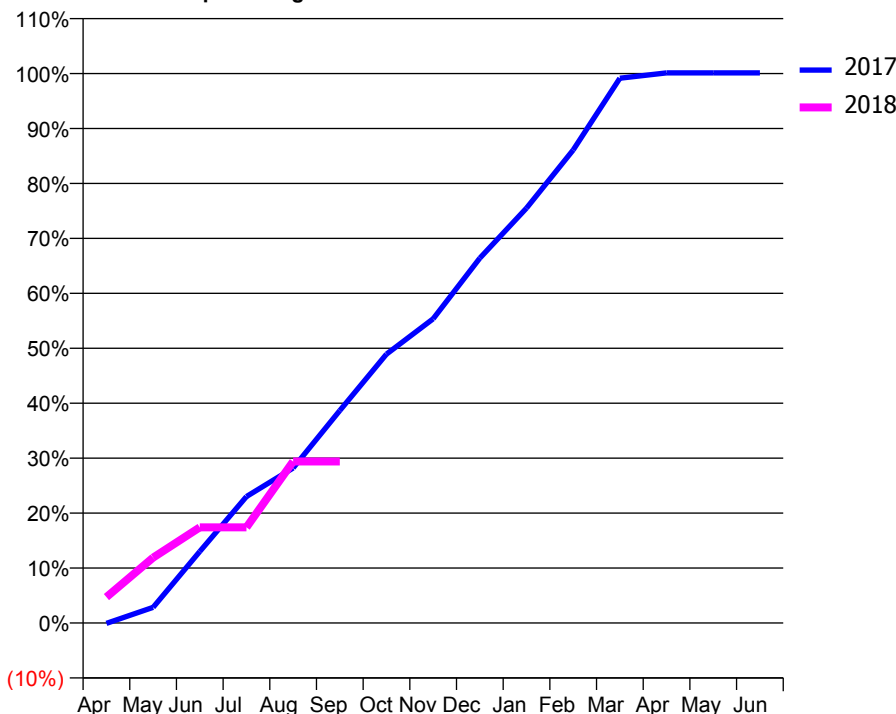
ACCESS*

Patients seen in 24 months	Total	Change since previous quarter
Quarter ending September 2016	677	
Quarter ending December 2016	689	→
Quarter ending March 2017	667	↓
Quarter ending June 2017	603	↓
Quarter ending September 2017	546	↓
Variance since September 2016	(19.4%)	↓



ACTIVITY

Cumulative percentage of contracted UDA delivered 2017 & 2018



Month	Adjusted Scheduled Activity (UDA)	
	2017	2018
April	-1	74
May	45	186
June	204	273
July	361	273
August	442	461
September	606	461
October	767	
November	868	
December	1,040	
January	1,183	
February	1,349	
March	1,553	
April	1,569	
May	1,569	
June	1,569	

QUALITY

	Quantity	Base Number	Contract	AT	Region	England
% of FP17s for the same patient ID Re-attending within 3 months - Children	5	61	8.2%	9.3%	11.4%	11.9%
% of FP17s for the same patient ID Re-attending within 3 months - Adults	17	176	9.7%	15.0%	15.7%	15.9%
% of FP17s for the same patient ID Re-attending between 3 & 9 months - Children	35	61	57.4%	59.5%	60.6%	58.1%
% of FP17s for the same patient ID Re-attending between 3 & 9 months - Adults	104	176	59.1%	51.2%	52.0%	50.6%
% of FP17s for Band 1 Urgent Courses	14	226	6.2%	9.6%	9.6%	9.1%
% of FP17s Relating to Free Repair or Replacements	0	226	0.0%	0.6%	0.7%	0.8%
% of FP17s Relating to Continuations	2	226	0.9%	0.9%	1.0%	1.1%
% of Patients satisfied with the dentistry they have received	0	1	N/A	90.4%	91.6%	91.4%
% of Patients satisfied with the time they had to wait for an appointment	1	1	N/A	87.3%	87.9%	87.7%

* This is based on patients treated on this contract for their most recent course of treatment. Figures in italics indicate the base number of FP17s or Patient Questionnaire responses are less than 100. N/A is shown where the base number of responses is less than 10 during the period. % is calculated as Quantity/Base number*100

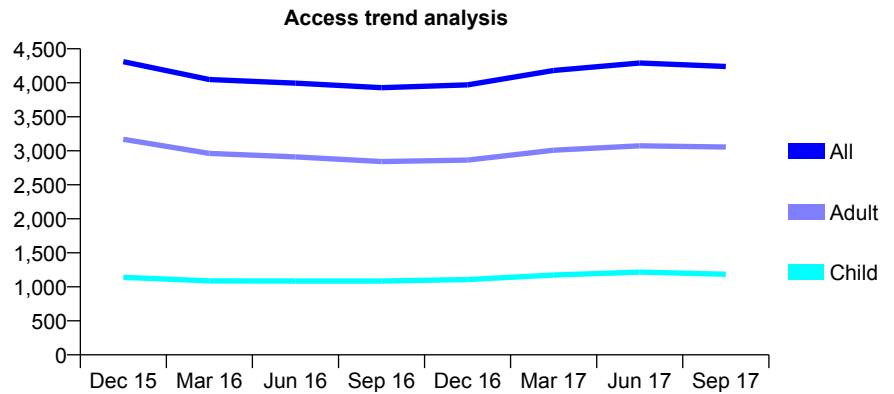
Q68 - Vital Signs At a Glance Contract Report for 103985/0001 - September 2017

Name or company name	Northgate Dental Care Ltd
Contract type name	GDS Contract
Purpose of contract	General
Contract start date	01/11/2007
Contract end date	

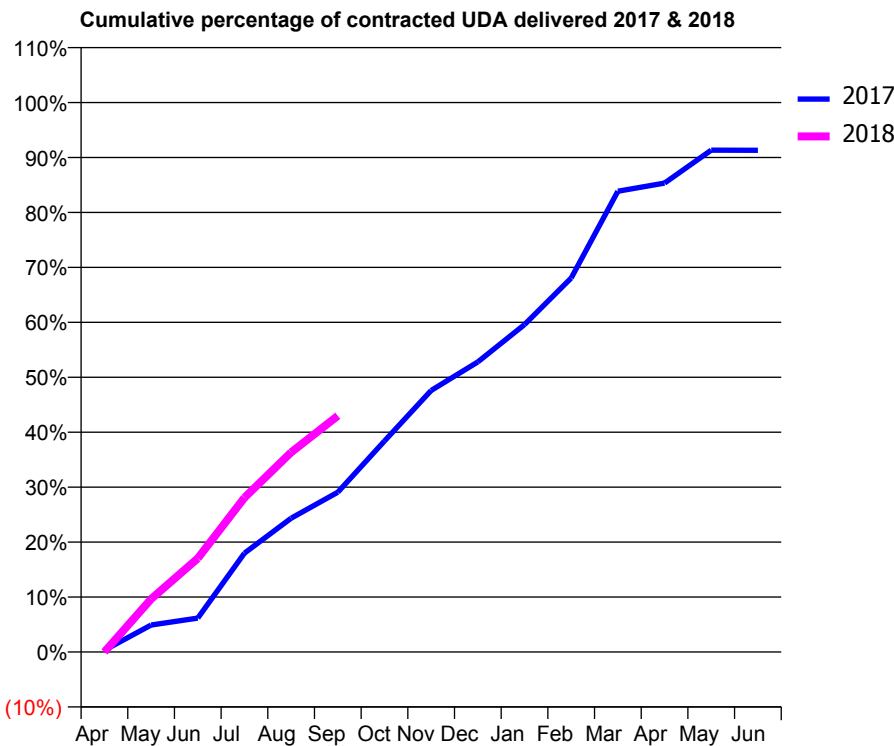
17/18 Contracted general activity (UDA)	11,756
Carry forward general activity (UDA)	0
17/18 Contracted orthodontic activity (UOA)	0
Carry forward orthodontic activity (UOA)	0
Baseline contract value	£307,383.78

ACCESS*

Patients seen in 24 months	Total	Change since previous quarter
Quarter ending September 2016	3,929	
Quarter ending December 2016	3,970	→
Quarter ending March 2017	4,182	↑
Quarter ending June 2017	4,291	↑
Quarter ending September 2017	4,240	↓
Variance since September 2016	7.9%	↑



ACTIVITY



Month	Adjusted Scheduled Activity (UDA)	
	2017	2018
April	40	0
May	579	1,135
June	726	2,004
July	2,116	3,303
August	2,863	4,272
September	3,420	5,053
October	4,514	
November	5,597	
December	6,206	
January	7,005	
February	8,000	
March	9,859	
April	10,031	
May	10,736	
June	10,735	

QUALITY

	Quantity	Base Number	Contract	AT	Region	England
% of FP17s for the same patient ID Re-attending within 3 months - Children	44	718	6.1%	9.3%	11.4%	11.9%
% of FP17s for the same patient ID Re-attending within 3 months - Adults	288	1,681	17.1%	15.0%	15.7%	15.9%
% of FP17s for the same patient ID Re-attending between 3 & 9 months - Children	282	718	39.3%	59.5%	60.6%	58.1%
% of FP17s for the same patient ID Re-attending between 3 & 9 months - Adults	500	1,681	29.7%	51.2%	52.0%	50.6%
% of FP17s for Band 1 Urgent Courses	285	2,094	13.6%	9.6%	9.6%	9.1%
% of FP17s Relating to Free Repair or Replacements	15	2,094	0.7%	0.6%	0.7%	0.8%
% of FP17s Relating to Continuations	61	2,094	2.9%	0.9%	1.0%	1.1%
% of Patients satisfied with the dentistry they have received	3	3	N/A	90.4%	91.6%	91.4%
% of Patients satisfied with the time they had to wait for an appointment	2	3	N/A	87.3%	87.9%	87.7%

* This is based on patients treated on this contract for their most recent course of treatment. Figures in italics indicate the base number of FP17s or Patient Questionnaire responses are less than 100. N/A is shown where the base number of responses is less than 10 during the period. % is calculated as Quantity/Base number*100

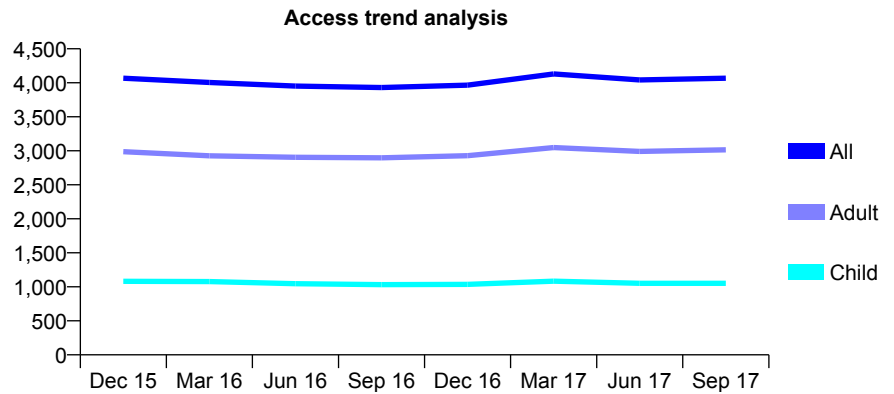
Q68 - Vital Signs At a Glance Contract Report for 104051/0001 - September 2017

Name or company name	Mermaid Dental Care Limited
Contract type name	GDS Contract
Purpose of contract	General
Contract start date	01/11/2010
Contract end date	

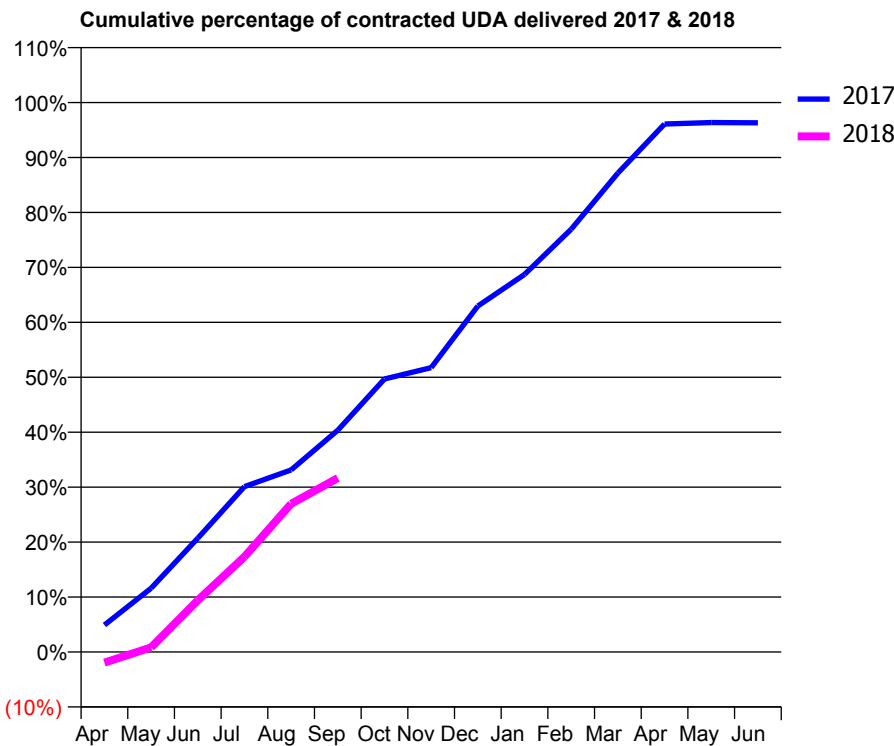
17/18 Contracted general activity (UDA)	13,475
Carry forward general activity (UDA)	499
17/18 Contracted orthodontic activity (UOA)	0
Carry forward orthodontic activity (UOA)	0
Baseline contract value	£449,986.91

ACCESS*

Patients seen in 24 months	Total	Change since previous quarter
Quarter ending September 2016	3,930	
Quarter ending December 2016	3,965	→
Quarter ending March 2017	4,131	↑
Quarter ending June 2017	4,043	↓
Quarter ending September 2017	4,067	→
Variance since September 2016	3.5%	↑



ACTIVITY



Month	Adjusted Scheduled Activity (UDA)	
	2017	2018
April	662	-263
May	1,564	113
June	2,790	1,268
July	4,057	2,337
August	4,465	3,635
September	5,439	4,266
October	6,694	
November	6,973	
December	8,484	
January	9,260	
February	10,367	
March	11,743	
April	12,948	
May	12,984	
June	12,975	

QUALITY

	Quantity	Base Number	Contract	AT	Region	England
% of FP17s for the same patient ID Re-attending within 3 months - Children	43	629	6.8%	9.3%	11.4%	11.9%
% of FP17s for the same patient ID Re-attending within 3 months - Adults	291	1,617	18.0%	15.0%	15.7%	15.9%
% of FP17s for the same patient ID Re-attending between 3 & 9 months - Children	314	629	49.9%	59.5%	60.6%	58.1%
% of FP17s for the same patient ID Re-attending between 3 & 9 months - Adults	537	1,617	33.2%	51.2%	52.0%	50.6%
% of FP17s for Band 1 Urgent Courses	233	1,919	12.1%	9.6%	9.6%	9.1%
% of FP17s Relating to Free Repair or Replacements	15	1,919	0.8%	0.6%	0.7%	0.8%
% of FP17s Relating to Continuations	55	1,919	2.9%	0.9%	1.0%	1.1%
% of Patients satisfied with the dentistry they have received	0	1	N/A	90.4%	91.6%	91.4%
% of Patients satisfied with the time they had to wait for an appointment	1	1	N/A	87.3%	87.9%	87.7%

* This is based on patients treated on this contract for their most recent course of treatment. Figures in italics indicate the base number of FP17s or Patient Questionnaire responses are less than 100. N/A is shown where the base number of responses is less than 10 during the period. % is calculated as Quantity/Base number*100

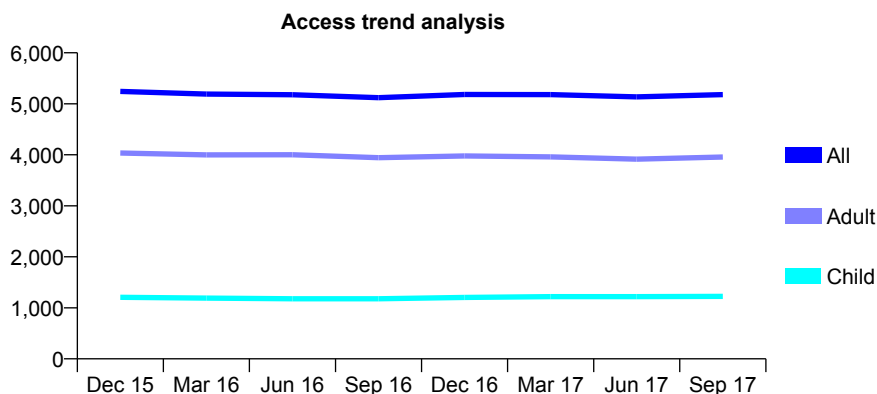
Q68 - Vital Signs At a Glance Contract Report for 104051/0002 - September 2017

Name or company name	Mermaid Dental Care Limited
Contract type name	GDS Contract
Purpose of contract	General
Contract start date	01/11/2010
Contract end date	

17/18 Contracted general activity (UDA)	17,855
Carry forward general activity (UDA)	168
17/18 Contracted orthodontic activity (UOA)	0
Carry forward orthodontic activity (UOA)	0
Baseline contract value	£482,504.09

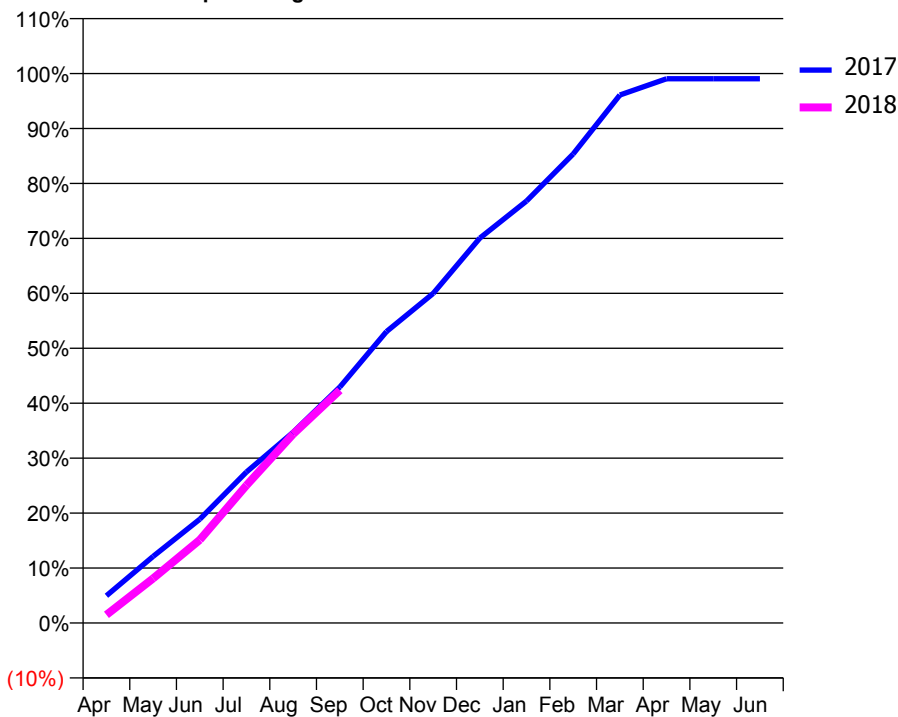
ACCESS*

Patients seen in 24 months	Total	Change since previous quarter
Quarter ending September 2016	5,121	
Quarter ending December 2016	5,182	→
Quarter ending March 2017	5,180	→
Quarter ending June 2017	5,136	→
Quarter ending September 2017	5,180	→
Variance since September 2016	1.2%	→



ACTIVITY

Cumulative percentage of contracted UDA delivered 2017 & 2018



Month	Adjusted Scheduled Activity (UDA)	
	2017	2018
April	885	267
May	2,166	1,450
June	3,373	2,701
July	4,905	4,474
August	6,197	6,139
September	7,666	7,562
October	9,470	
November	10,708	
December	12,509	
January	13,710	
February	15,239	
March	17,158	
April	17,686	
May	17,686	
June	17,686	

QUALITY

	Quantity	Base Number	Contract	AT	Region	England
% of FP17s for the same patient ID Re-attending within 3 months - Children	40	829	4.8%	9.3%	11.4%	11.9%
% of FP17s for the same patient ID Re-attending within 3 months - Adults	292	2,281	12.8%	15.0%	15.7%	15.9%
% of FP17s for the same patient ID Re-attending between 3 & 9 months - Children	470	829	56.7%	59.5%	60.6%	58.1%
% of FP17s for the same patient ID Re-attending between 3 & 9 months - Adults	707	2,281	31.0%	51.2%	52.0%	50.6%
% of FP17s for Band 1 Urgent Courses	243	2,942	8.3%	9.6%	9.6%	9.1%
% of FP17s Relating to Free Repair or Replacements	9	2,942	0.3%	0.6%	0.7%	0.8%
% of FP17s Relating to Continuations	53	2,942	1.8%	0.9%	1.0%	1.1%
% of Patients satisfied with the dentistry they have received	7	9	N/A	90.4%	91.6%	91.4%
% of Patients satisfied with the time they had to wait for an appointment	7	9	N/A	87.3%	87.9%	87.7%

* This is based on patients treated on this contract for their most recent course of treatment. Figures in italics indicate the base number of FP17s or Patient Questionnaire responses are less than 100. N/A is shown where the base number of responses is less than 10 during the period. % is calculated as Quantity/Base number*100

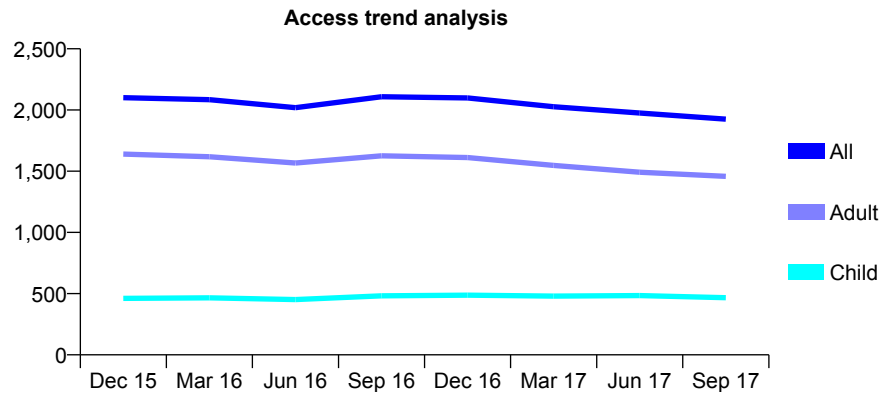
Q68 - Vital Signs At a Glance Contract Report for 104833/0001 - September 2017

Name or company name	J F Royle and R N Chadha
Contract type name	GDS Contract
Purpose of contract	General
Contract start date	07/12/2009
Contract end date	

17/18 Contracted general activity (UDA)	5,400
Carry forward general activity (UDA)	0
17/18 Contracted orthodontic activity (UOA)	0
Carry forward orthodontic activity (UOA)	0
Baseline contract value	£137,119.39

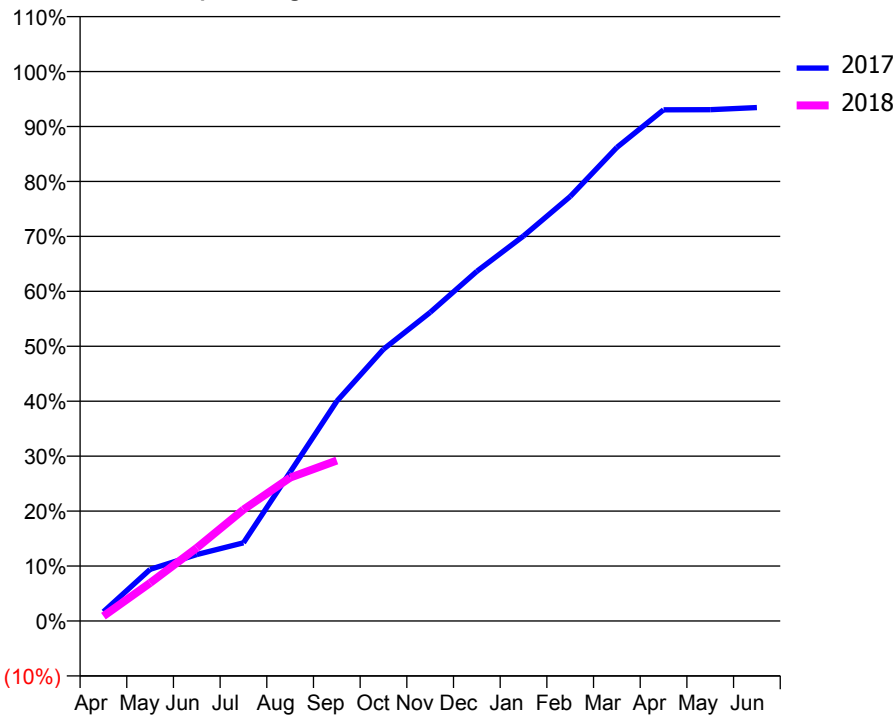
ACCESS*

Patients seen in 24 months	Total	Change since previous quarter
Quarter ending September 2016	2,108	
Quarter ending December 2016	2,099	→
Quarter ending March 2017	2,027	↓
Quarter ending June 2017	1,976	↓
Quarter ending September 2017	1,925	↓
Variance since September 2016	(8.7%)	↓



ACTIVITY

Cumulative percentage of contracted UDA delivered 2017 & 2018



Month	Adjusted Scheduled Activity (UDA)	
	2017	2018
April	91	48
May	508	374
June	653	719
July	769	1,095
August	1,463	1,409
September	2,160	1,577
October	2,672	
November	3,033	
December	3,437	
January	3,784	
February	4,172	
March	4,654	
April	5,023	
May	5,025	
June	5,046	

QUALITY

	Quantity	Base Number	Contract	AT	Region	England
% of FP17s for the same patient ID Re-attending within 3 months - Children	12	229	5.2%	9.3%	11.4%	11.9%
% of FP17s for the same patient ID Re-attending within 3 months - Adults	96	681	14.1%	15.0%	15.7%	15.9%
% of FP17s for the same patient ID Re-attending between 3 & 9 months - Children	96	229	41.9%	59.5%	60.6%	58.1%
% of FP17s for the same patient ID Re-attending between 3 & 9 months - Adults	261	681	38.3%	51.2%	52.0%	50.6%
% of FP17s for Band 1 Urgent Courses	115	779	14.8%	9.6%	9.6%	9.1%
% of FP17s Relating to Free Repair or Replacements	5	779	0.6%	0.6%	0.7%	0.8%
% of FP17s Relating to Continuations	10	779	1.3%	0.9%	1.0%	1.1%
% of Patients satisfied with the dentistry they have received	3	3	N/A	90.4%	91.6%	91.4%
% of Patients satisfied with the time they had to wait for an appointment	3	3	N/A	87.3%	87.9%	87.7%

* This is based on patients treated on this contract for their most recent course of treatment. Figures in italics indicate the base number of FP17s or Patient Questionnaire responses are less than 100. N/A is shown where the base number of responses is less than 10 during the period. % is calculated as Quantity/Base number*100

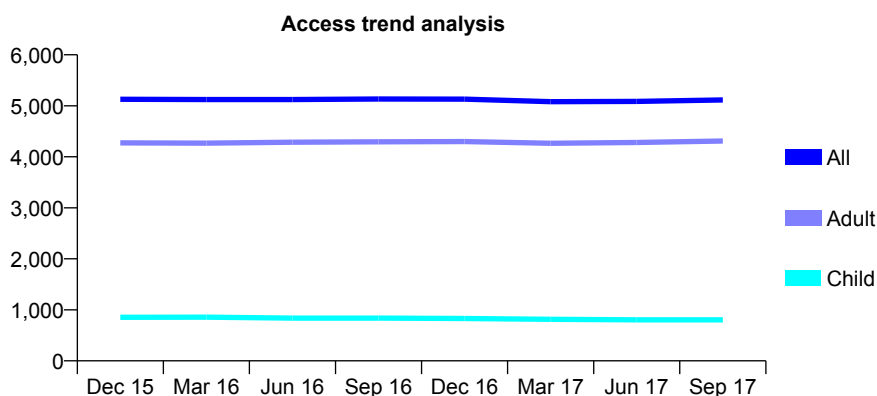
Q68 - Vital Signs At a Glance Contract Report for 104922/0001 - September 2017

Name or company name	Queens Crescent Dental Practice Ltd
Contract type name	GDS Contract
Purpose of contract	General
Contract start date	01/02/2007
Contract end date	

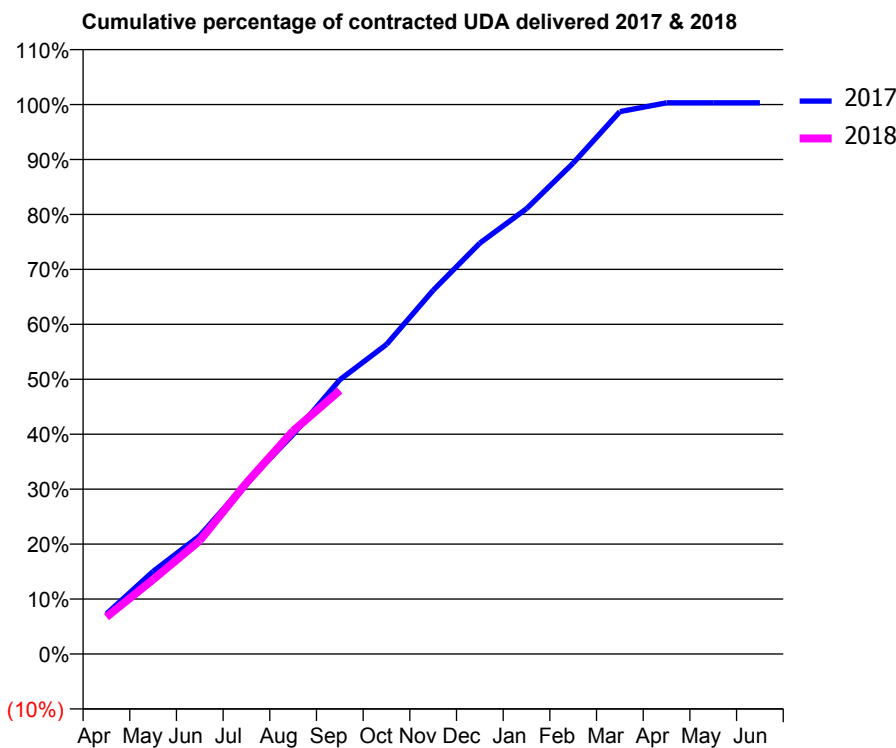
17/18 Contracted general activity (UDA)	15,639
Carry forward general activity (UDA)	-48
17/18 Contracted orthodontic activity (UOA)	0
Carry forward orthodontic activity (UOA)	0
Baseline contract value	£430,204.09

ACCESS*

Patients seen in 24 months	Total	Change since previous quarter
Quarter ending September 2016	5,133	
Quarter ending December 2016	5,130	→
Quarter ending March 2017	5,080	→
Quarter ending June 2017	5,085	→
Quarter ending September 2017	5,114	→
Variance since September 2016	(0.4%)	→



ACTIVITY



Month	Adjusted Scheduled Activity (UDA)	
	2017	2018
April	1,141	1,053
May	2,349	2,120
June	3,368	3,227
July	4,871	4,870
August	6,247	6,352
September	7,804	7,501
October	8,810	
November	10,351	
December	11,696	
January	12,674	
February	13,971	
March	15,437	
April	15,686	
May	15,686	
June	15,686	

QUALITY

	Quantity	Base Number	Contract	AT	Region	England
% of FP17s for the same patient ID Re-attending within 3 months - Children	18	598	3.0%	9.3%	11.4%	11.9%
% of FP17s for the same patient ID Re-attending within 3 months - Adults	466	3,278	14.2%	15.0%	15.7%	15.9%
% of FP17s for the same patient ID Re-attending between 3 & 9 months - Children	360	598	60.2%	59.5%	60.6%	58.1%
% of FP17s for the same patient ID Re-attending between 3 & 9 months - Adults	1,877	3,278	57.3%	51.2%	52.0%	50.6%
% of FP17s for Band 1 Urgent Courses	253	3,735	6.8%	9.6%	9.6%	9.1%
% of FP17s Relating to Free Repair or Replacements	31	3,735	0.8%	0.6%	0.7%	0.8%
% of FP17s Relating to Continuations	49	3,735	1.3%	0.9%	1.0%	1.1%
% of Patients satisfied with the dentistry they have received	7	8	N/A	90.4%	91.6%	91.4%
% of Patients satisfied with the time they had to wait for an appointment	7	8	N/A	87.3%	87.9%	87.7%

* This is based on patients treated on this contract for their most recent course of treatment. Figures in italics indicate the base number of FP17s or Patient Questionnaire responses are less than 100. N/A is shown where the base number of responses is less than 10 during the period. % is calculated as Quantity/Base number*100

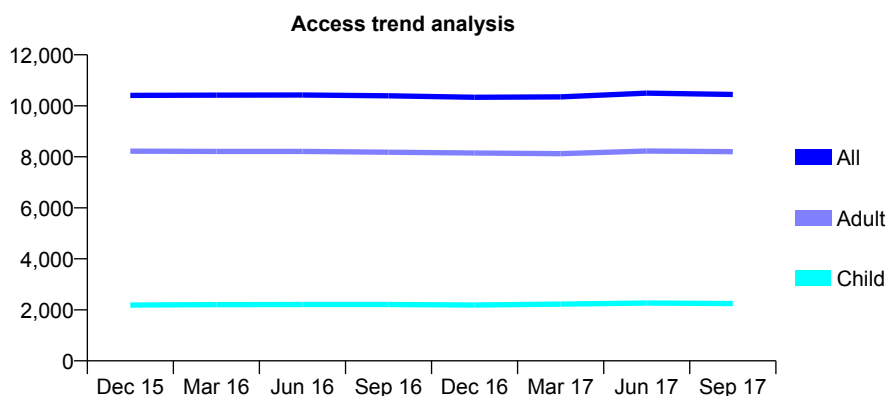
Q68 - Vital Signs At a Glance Contract Report for 105414/0002 - September 2017

Name or company name	First Choice Dental Limited
Contract type name	GDS Contract
Purpose of contract	General
Contract start date	01/04/2006
Contract end date	

17/18 Contracted general activity (UDA)	38,100
Carry forward general activity (UDA)	0
17/18 Contracted orthodontic activity (UOA)	0
Carry forward orthodontic activity (UOA)	0
Baseline contract value	£959,628.33

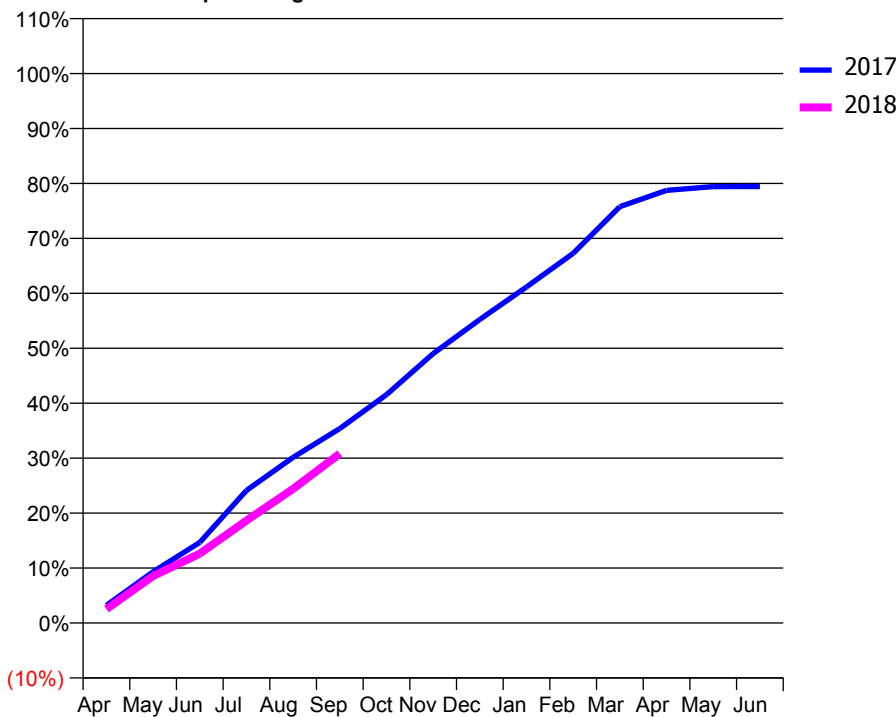
ACCESS*

Patients seen in 24 months	Total	Change since previous quarter
Quarter ending September 2016	10,391	
Quarter ending December 2016	10,335	→
Quarter ending March 2017	10,352	→
Quarter ending June 2017	10,498	→
Quarter ending September 2017	10,445	→
Variance since September 2016	0.5%	→



ACTIVITY

Cumulative percentage of contracted UDA delivered 2017 & 2018



Adjusted Scheduled Activity (UDA)

Month	2017	2018
April	1,226	963
May	3,559	3,256
June	5,593	4,815
July	9,194	7,110
August	11,484	9,308
September	13,486	11,743
October	15,837	
November	18,683	
December	21,049	
January	23,305	
February	25,629	
March	28,871	
April	30,002	
May	30,256	
June	30,264	

QUALITY

	Quantity	Base Number	Contract	AT	Region	England
% of FP17s for the same patient ID Re-attending within 3 months - Children	90	1,427	6.3%	9.3%	11.4%	11.9%
% of FP17s for the same patient ID Re-attending within 3 months - Adults	438	4,371	10.0%	15.0%	15.7%	15.9%
% of FP17s for the same patient ID Re-attending between 3 & 9 months - Children	770	1,427	54.0%	59.5%	60.6%	58.1%
% of FP17s for the same patient ID Re-attending between 3 & 9 months - Adults	1,907	4,371	43.6%	51.2%	52.0%	50.6%
% of FP17s for Band 1 Urgent Courses	223	5,239	4.3%	9.6%	9.6%	9.1%
% of FP17s Relating to Free Repair or Replacements	29	5,239	0.6%	0.6%	0.7%	0.8%
% of FP17s Relating to Continuations	89	5,239	1.7%	0.9%	1.0%	1.1%
% of Patients satisfied with the dentistry they have received	12	15	80.0%	90.4%	91.6%	91.4%
% of Patients satisfied with the time they had to wait for an appointment	13	15	86.7%	87.3%	87.9%	87.7%

* This is based on patients treated on this contract for their most recent course of treatment. Figures in italics indicate the base number of FP17s or Patient Questionnaire responses are less than 100. N/A is shown where the base number of responses is less than 10 during the period. % is calculated as Quantity/Base number*100

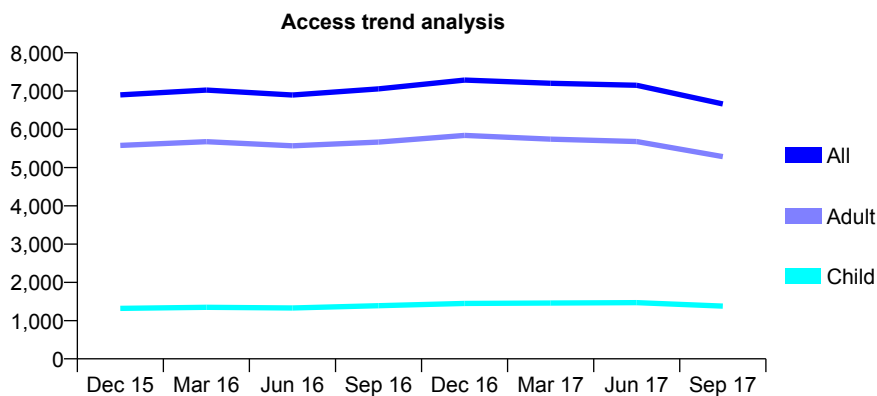
Q68 - Vital Signs At a Glance Contract Report for 105414/0009 - September 2017

Name or company name	First Choice Dental Limited
Contract type name	GDS Contract
Purpose of contract	General
Contract start date	01/07/2007
Contract end date	

17/18 Contracted general activity (UDA)	22,951
Carry forward general activity (UDA)	0
17/18 Contracted orthodontic activity (UOA)	0
Carry forward orthodontic activity (UOA)	0
Baseline contract value	£556,438.48

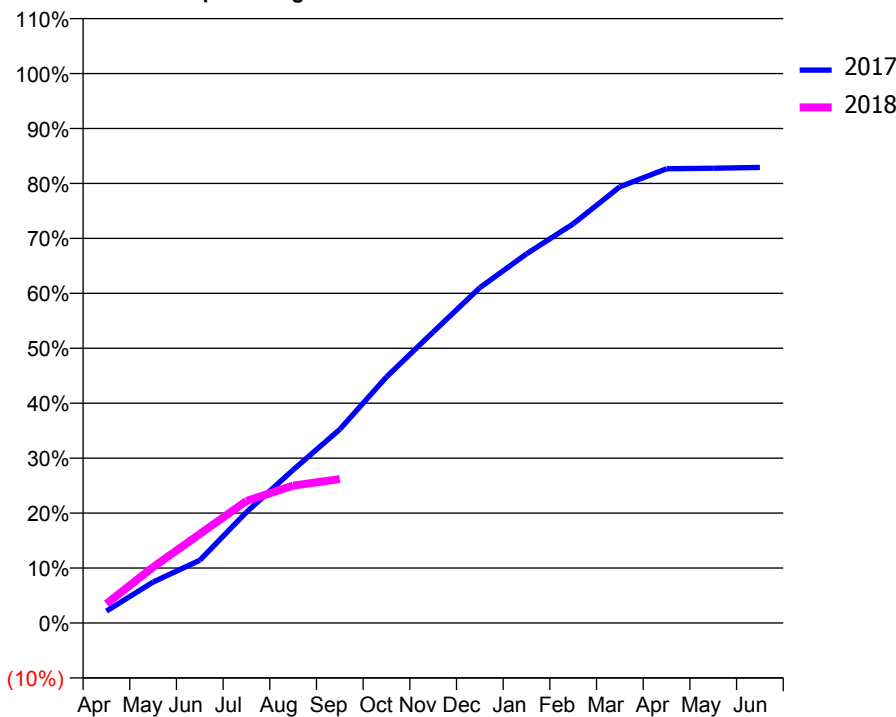
ACCESS*

Patients seen in 24 months	Total	Change since previous quarter
Quarter ending September 2016	7,056	
Quarter ending December 2016	7,288	↑
Quarter ending March 2017	7,202	↓
Quarter ending June 2017	7,150	→
Quarter ending September 2017	6,663	↓
Variance since September 2016	(5.6%)	↓



ACTIVITY

Cumulative percentage of contracted UDA delivered 2017 & 2018



Month	Adjusted Scheduled Activity (UDA)	
	2017	2018
April	500	802
May	1,713	2,338
June	2,619	3,719
July	4,633	5,102
August	6,397	5,742
September	8,089	6,015
October	10,278	
November	12,158	
December	14,002	
January	15,418	
February	16,673	
March	18,218	
April	18,971	
May	18,997	
June	19,027	

QUALITY

	Quantity	Base Number	Contract	AT	Region	England
% of FP17s for the same patient ID Re-attending within 3 months - Children	36	559	6.4%	9.3%	11.4%	11.9%
% of FP17s for the same patient ID Re-attending within 3 months - Adults	255	2,008	12.7%	15.0%	15.7%	15.9%
% of FP17s for the same patient ID Re-attending between 3 & 9 months - Children	248	559	44.4%	59.5%	60.6%	58.1%
% of FP17s for the same patient ID Re-attending between 3 & 9 months - Adults	732	2,008	36.5%	51.2%	52.0%	50.6%
% of FP17s for Band 1 Urgent Courses	270	2,211	12.2%	9.6%	9.6%	9.1%
% of FP17s Relating to Free Repair or Replacements	11	2,211	0.5%	0.6%	0.7%	0.8%
% of FP17s Relating to Continuations	20	2,211	0.9%	0.9%	1.0%	1.1%
% of Patients satisfied with the dentistry they have received	5	6	N/A	90.4%	91.6%	91.4%
% of Patients satisfied with the time they had to wait for an appointment	4	6	N/A	87.3%	87.9%	87.7%

* This is based on patients treated on this contract for their most recent course of treatment. Figures in italics indicate the base number of FP17s or Patient Questionnaire responses are less than 100. N/A is shown where the base number of responses is less than 10 during the period. % is calculated as Quantity/Base number*100

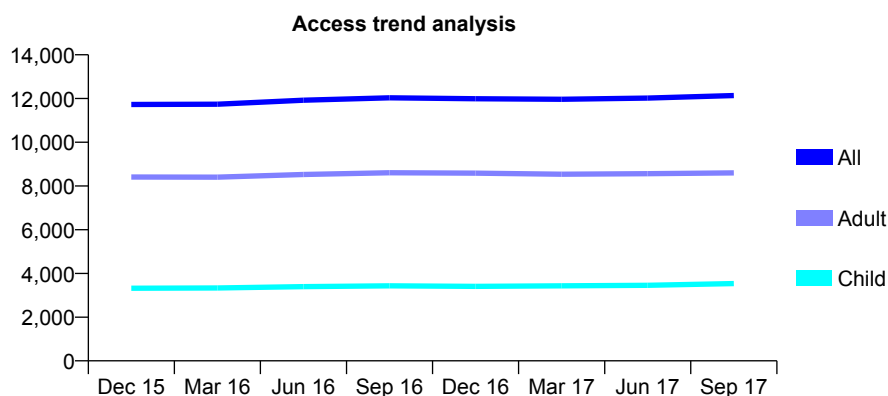
Q68 - Vital Signs At a Glance Contract Report for 105759/0002 - September 2017

Name or company name	Mr S Dattani & Mr J Patel
Contract type name	GDS Contract
Purpose of contract	General
Contract start date	01/07/2007
Contract end date	

17/18 Contracted general activity (UDA)	23,987
Carry forward general activity (UDA)	-462
17/18 Contracted orthodontic activity (UOA)	0
Carry forward orthodontic activity (UOA)	0
Baseline contract value	£680,918.71

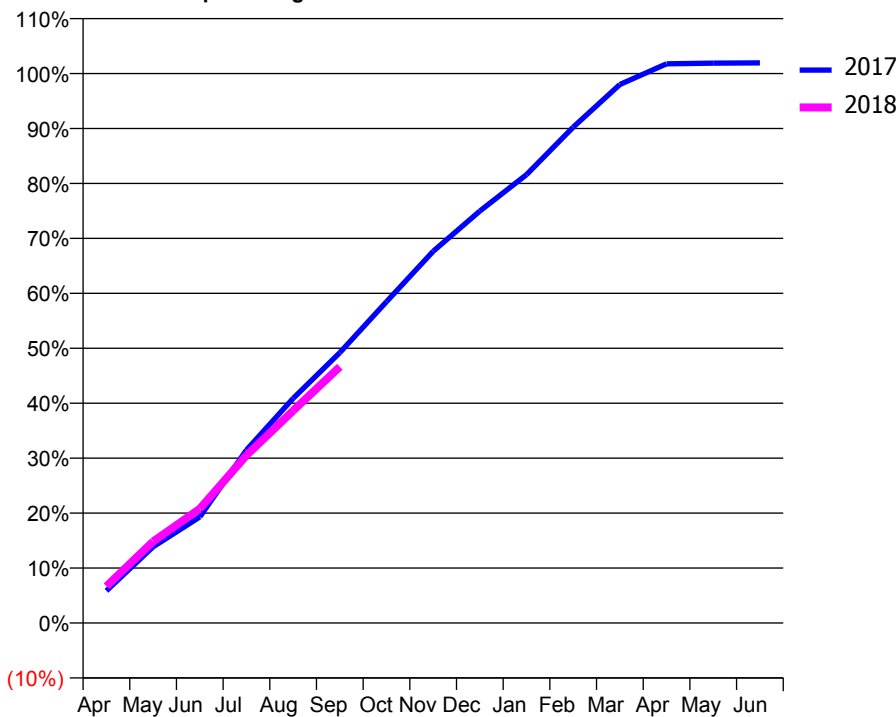
ACCESS*

Patients seen in 24 months	Total	Change since previous quarter
Quarter ending September 2016	12,034	
Quarter ending December 2016	11,989	→
Quarter ending March 2017	11,967	→
Quarter ending June 2017	12,021	→
Quarter ending September 2017	12,137	→
Variance since September 2016	0.9%	→



ACTIVITY

Cumulative percentage of contracted UDA delivered 2017 & 2018



Adjusted Scheduled Activity (UDA)

Month	2017	2018
April	1,403	1,602
May	3,328	3,562
June	4,628	4,985
July	7,555	7,322
August	9,804	9,271
September	11,803	11,182
October	14,025	
November	16,228	
December	17,986	
January	19,573	
February	21,645	
March	23,508	
April	24,407	
May	24,441	
June	24,449	

QUALITY

	Quantity	Base Number	Contract	AT	Region	England
% of FP17s for the same patient ID Re-attending within 3 months - Children	61	2,341	2.6%	9.3%	11.4%	11.9%
% of FP17s for the same patient ID Re-attending within 3 months - Adults	425	4,985	8.5%	15.0%	15.7%	15.9%
% of FP17s for the same patient ID Re-attending between 3 & 9 months - Children	1,272	2,341	54.3%	59.5%	60.6%	58.1%
% of FP17s for the same patient ID Re-attending between 3 & 9 months - Adults	2,359	4,985	47.3%	51.2%	52.0%	50.6%
% of FP17s for Band 1 Urgent Courses	340	6,357	5.3%	9.6%	9.6%	9.1%
% of FP17s Relating to Free Repair or Replacements	10	6,357	0.2%	0.6%	0.7%	0.8%
% of FP17s Relating to Continuations	14	6,357	0.2%	0.9%	1.0%	1.1%
% of Patients satisfied with the dentistry they have received	9	11	81.8%	90.4%	91.6%	91.4%
% of Patients satisfied with the time they had to wait for an appointment	10	11	90.9%	87.3%	87.9%	87.7%

* This is based on patients treated on this contract for their most recent course of treatment. Figures in italics indicate the base number of FP17s or Patient Questionnaire responses are less than 100. N/A is shown where the base number of responses is less than 10 during the period. % is calculated as Quantity/Base number*100

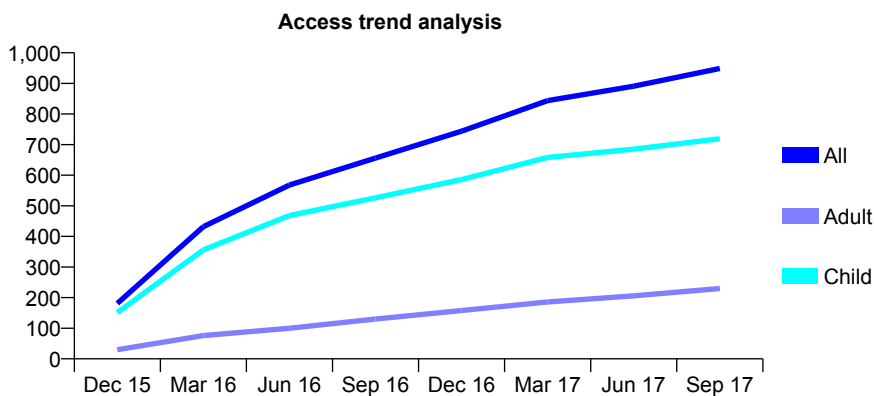
Q68 - Vital Signs At a Glance Contract Report for 107948/0001 - September 2017

Name or company name	Mr N Kennedy and Mr S Rosier
Contract type name	GDS Contract
Purpose of contract	General
Contract start date	01/10/2015
Contract end date	

17/18 Contracted general activity (UDA)	2,850
Carry forward general activity (UDA)	-57
17/18 Contracted orthodontic activity (UOA)	0
Carry forward orthodontic activity (UOA)	0
Baseline contract value	£67,850.69

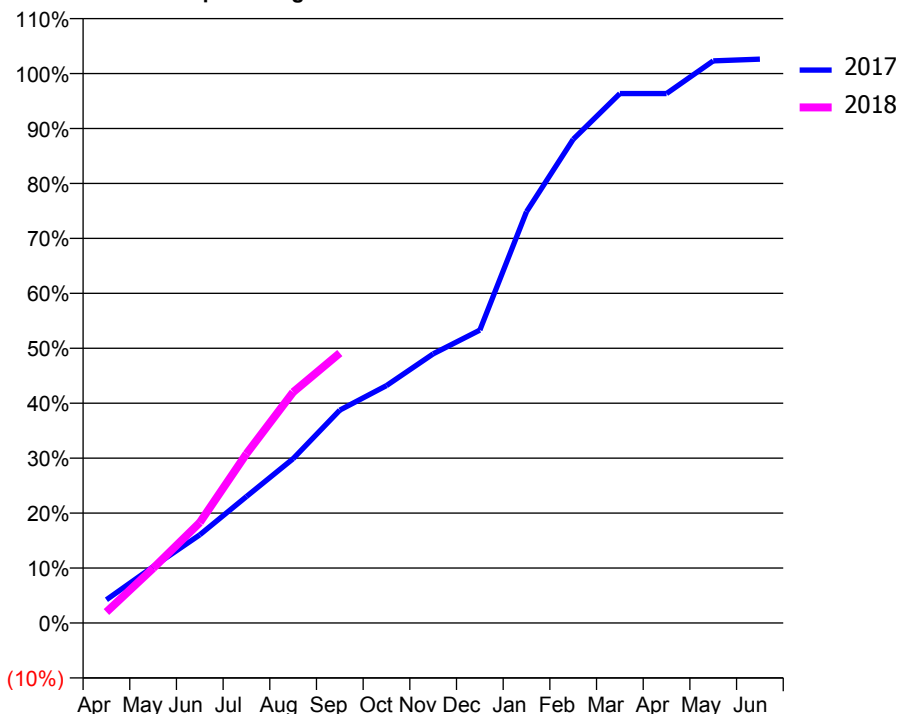
ACCESS*

Patients seen in 24 months	Total	Change since previous quarter
Quarter ending September 2016	656	
Quarter ending December 2016	744	↑
Quarter ending March 2017	844	↑
Quarter ending June 2017	891	↑
Quarter ending September 2017	949	↑
Variance since September 2016	44.7%	↑



ACTIVITY

Cumulative percentage of contracted UDA delivered 2017 & 2018



Month	Adjusted Scheduled Activity (UDA)	
	2017	2018
April	120	57
May	292	284
June	458	521
July	656	878
August	852	1,198
September	1,104	1,400
October	1,232	
November	1,396	
December	1,519	
January	2,133	
February	2,509	
March	2,746	
April	2,746	
May	2,916	
June	2,925	

QUALITY

	Quantity	Base Number	Contract	AT	Region	England
% of FP17s for the same patient ID Re-attending within 3 months - Children	42	542	7.7%	9.3%	11.4%	11.9%
% of FP17s for the same patient ID Re-attending within 3 months - Adults	22	130	16.9%	15.0%	15.7%	15.9%
% of FP17s for the same patient ID Re-attending between 3 & 9 months - Children	343	542	63.3%	59.5%	60.6%	58.1%
% of FP17s for the same patient ID Re-attending between 3 & 9 months - Adults	77	130	59.2%	51.2%	52.0%	50.6%
% of FP17s for Band 1 Urgent Courses	27	610	4.4%	9.6%	9.6%	9.1%
% of FP17s Relating to Free Repair or Replacements	0	610	0.0%	0.6%	0.7%	0.8%
% of FP17s Relating to Continuations	2	610	0.3%	0.9%	1.0%	1.1%
% of Patients satisfied with the dentistry they have received	0	0	N/A	90.4%	91.6%	91.4%
% of Patients satisfied with the time they had to wait for an appointment	0	0	N/A	87.3%	87.9%	87.7%

* This is based on patients treated on this contract for their most recent course of treatment. Figures in italics indicate the base number of FP17s or Patient Questionnaire responses are less than 100. N/A is shown where the base number of responses is less than 10 during the period. % is calculated as Quantity/Base number*100

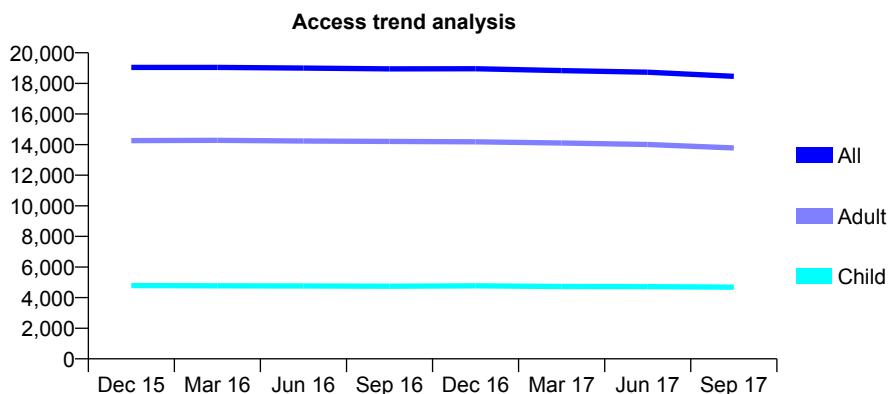
Q68 - Vital Signs At a Glance Contract Report for 108103/0001 - September 2017

Name or company name	Mr Barry Westwood and Mr William Westwood
Contract type name	GDS Contract
Purpose of contract	General
Contract start date	27/07/2011
Contract end date	

17/18 Contracted general activity (UDA)	48,198
Carry forward general activity (UDA)	294
17/18 Contracted orthodontic activity (UOA)	0
Carry forward orthodontic activity (UOA)	0
Baseline contract value	£1,180,822.15

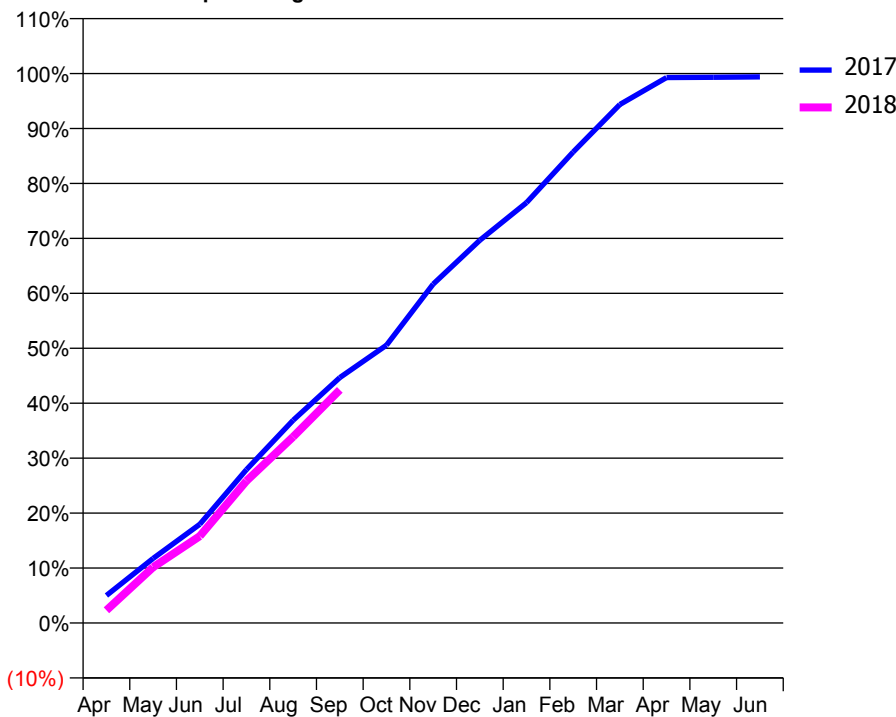
ACCESS*

Patients seen in 24 months	Total	Change since previous quarter
Quarter ending September 2016	18,950	
Quarter ending December 2016	18,956	→
Quarter ending March 2017	18,834	→
Quarter ending June 2017	18,729	→
Quarter ending September 2017	18,464	↓
Variance since September 2016	(2.6%)	↓



ACTIVITY

Cumulative percentage of contracted UDA delivered 2017 & 2018



Adjusted Scheduled Activity (UDA)

Month	2017	2018
April	2,414	1,121
May	5,661	4,891
June	8,658	7,622
July	13,454	12,462
August	17,780	16,328
September	21,531	20,447
October	24,366	
November	29,730	
December	33,573	
January	36,866	
February	41,311	
March	45,481	
April	47,840	
May	47,867	
June	47,903	

QUALITY

	Quantity	Base Number	Contract	AT	Region	England
% of FP17s for the same patient ID Re-attending within 3 months - Children	157	3,603	4.4%	9.3%	11.4%	11.9%
% of FP17s for the same patient ID Re-attending within 3 months - Adults	1,060	8,828	12.0%	15.0%	15.7%	15.9%
% of FP17s for the same patient ID Re-attending between 3 & 9 months - Children	2,350	3,603	65.2%	59.5%	60.6%	58.1%
% of FP17s for the same patient ID Re-attending between 3 & 9 months - Adults	4,330	8,828	49.0%	51.2%	52.0%	50.6%
% of FP17s for Band 1 Urgent Courses	778	11,276	6.9%	9.6%	9.6%	9.1%
% of FP17s Relating to Free Repair or Replacements	49	11,276	0.4%	0.6%	0.7%	0.8%
% of FP17s Relating to Continuations	77	11,276	0.7%	0.9%	1.0%	1.1%
% of Patients satisfied with the dentistry they have received	36	36	100.0%	90.4%	91.6%	91.4%
% of Patients satisfied with the time they had to wait for an appointment	28	36	77.8%	87.3%	87.9%	87.7%

* This is based on patients treated on this contract for their most recent course of treatment. Figures in italics indicate the base number of FP17s or Patient Questionnaire responses are less than 100. N/A is shown where the base number of responses is less than 10 during the period. % is calculated as Quantity/Base number*100

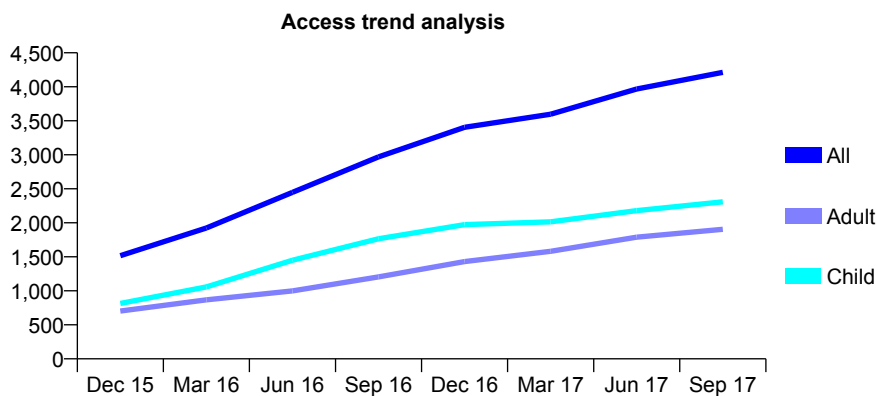
Q68 - Vital Signs At a Glance Contract Report for 108812/0001 - September 2017

Name or company name	St Faiths Clinic Limited
Contract type name	PDS Contract
Purpose of contract	General
Contract start date	01/08/2015
Contract end date	31/03/2018

17/18 Contracted general activity (UDA)	12,626
Carry forward general activity (UDA)	0
17/18 Contracted orthodontic activity (UOA)	0
Carry forward orthodontic activity (UOA)	0
Baseline contract value	£651,122.16

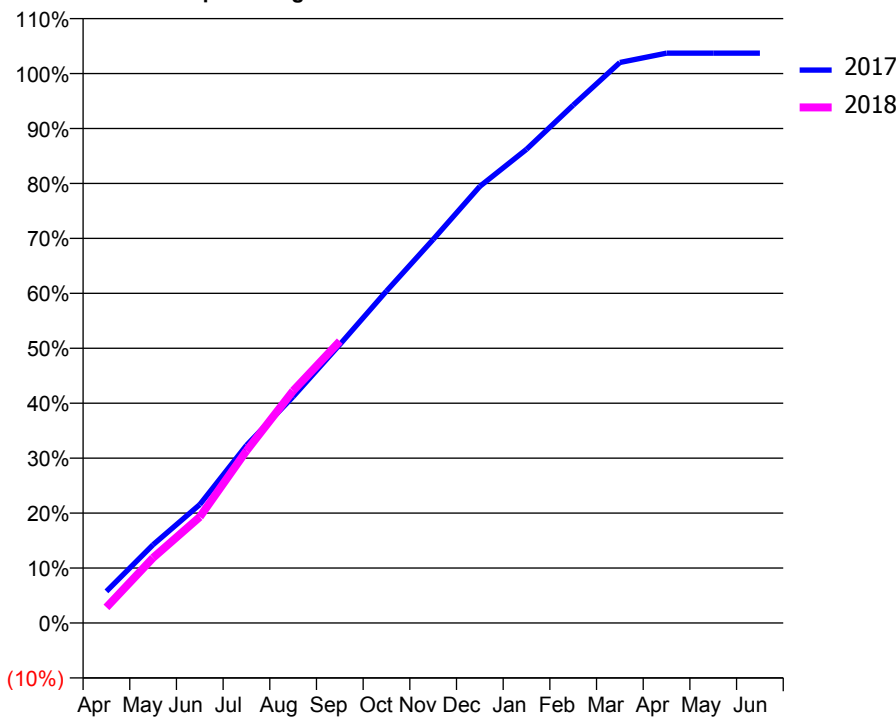
ACCESS*

Patients seen in 24 months	Total	Change since previous quarter
Quarter ending September 2016	2,969	
Quarter ending December 2016	3,405	↑
Quarter ending March 2017	3,597	↑
Quarter ending June 2017	3,968	↑
Quarter ending September 2017	4,213	↑
Variance since September 2016	41.9%	↑



ACTIVITY

Cumulative percentage of contracted UDA delivered 2017 & 2018



Adjusted Scheduled Activity (UDA)

Month	2017	2018
April	728	360
May	1,799	1,499
June	2,722	2,438
July	4,083	3,957
August	5,202	5,336
September	6,400	6,475
October	7,628	
November	8,812	
December	10,033	
January	10,886	
February	11,898	
March	12,878	
April	13,095	
May	13,095	
June	13,095	

QUALITY

	Quantity	Base Number	Contract	AT	Region	England
% of FP17s for the same patient ID Re-attending within 3 months - Children	9	1,330	0.7%	9.3%	11.4%	11.9%
% of FP17s for the same patient ID Re-attending within 3 months - Adults	3	932	0.3%	15.0%	15.7%	15.9%
% of FP17s for the same patient ID Re-attending between 3 & 9 months - Children	6	1,330	0.5%	59.5%	60.6%	58.1%
% of FP17s for the same patient ID Re-attending between 3 & 9 months - Adults	6	932	0.6%	51.2%	52.0%	50.6%
% of FP17s for Band 1 Urgent Courses	1	2,189	0.0%	9.6%	9.6%	9.1%
% of FP17s Relating to Free Repair or Replacements	6	2,189	0.3%	0.6%	0.7%	0.8%
% of FP17s Relating to Continuations	6	2,189	0.3%	0.9%	1.0%	1.1%
% of Patients satisfied with the dentistry they have received	7	8	N/A	90.4%	91.6%	91.4%
% of Patients satisfied with the time they had to wait for an appointment	3	8	N/A	87.3%	87.9%	87.7%

* This is based on patients treated on this contract for their most recent course of treatment. Figures in italics indicate the base number of FP17s or Patient Questionnaire responses are less than 100. N/A is shown where the base number of responses is less than 10 during the period. % is calculated as Quantity/Base number*100

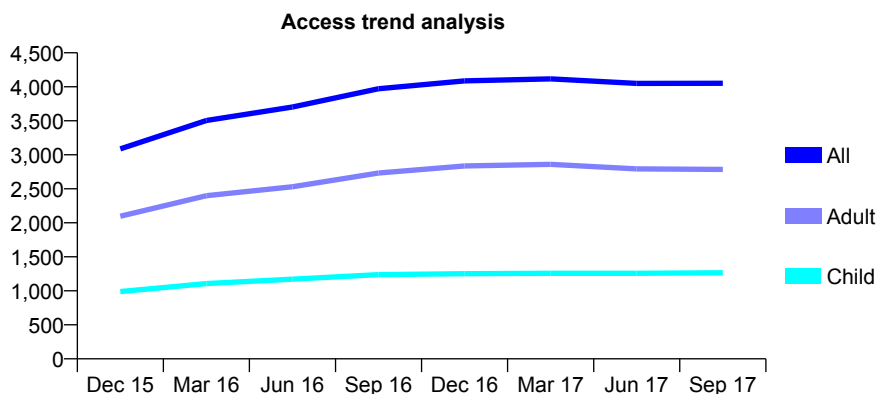
Q68 - Vital Signs At a Glance Contract Report for 111104/0001 - September 2017

Name or company name	Mr M Mousavi & Ms F Mirsiaghi
Contract type name	GDS Contract
Purpose of contract	General
Contract start date	01/12/2014
Contract end date	

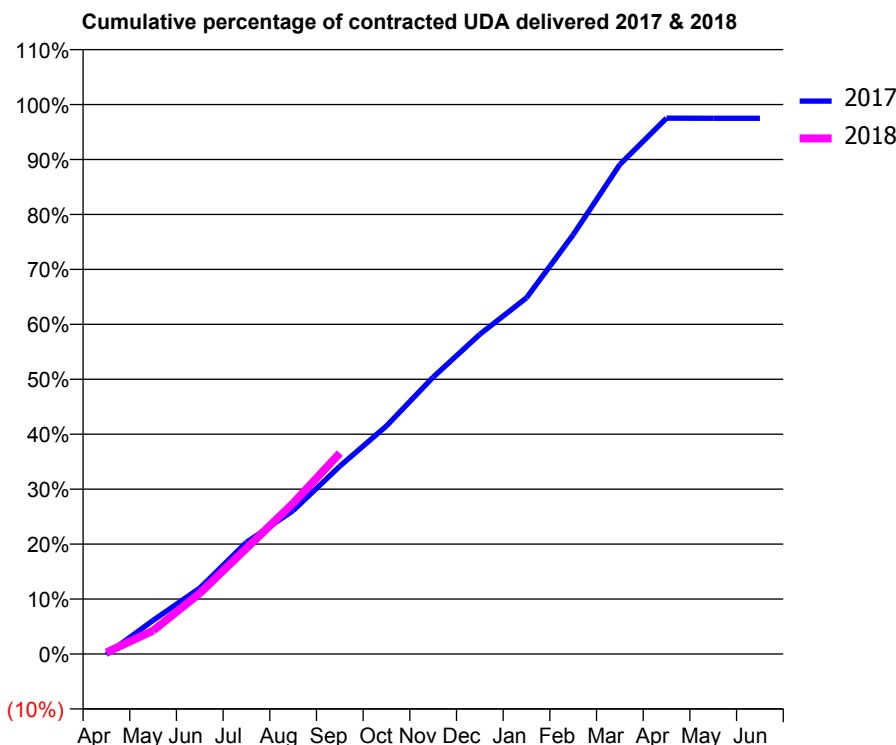
17/18 Contracted general activity (UDA)	12,310
Carry forward general activity (UDA)	307
17/18 Contracted orthodontic activity (UOA)	0
Carry forward orthodontic activity (UOA)	0
Baseline contract value	£354,584.96

ACCESS*

Patients seen in 24 months	Total	Change since previous quarter
Quarter ending September 2016	3,971	
Quarter ending December 2016	4,087	↑
Quarter ending March 2017	4,116	→
Quarter ending June 2017	4,050	↓
Quarter ending September 2017	4,051	→
Variance since September 2016	2.0%	↑



ACTIVITY



Month	Adjusted Scheduled Activity (UDA)	
	2017	2018
April	-13	33
May	753	525
June	1,477	1,361
July	2,501	2,372
August	3,214	3,376
September	4,209	4,501
October	5,111	
November	6,202	
December	7,162	
January	7,980	
February	9,393	
March	10,968	
April	12,003	
May	12,002	
June	12,002	

QUALITY

	Quantity	Base Number	Contract	AT	Region	England
% of FP17s for the same patient ID Re-attending within 3 months - Children	29	762	3.8%	9.3%	11.4%	11.9%
% of FP17s for the same patient ID Re-attending within 3 months - Adults	180	1,454	12.4%	15.0%	15.7%	15.9%
% of FP17s for the same patient ID Re-attending between 3 & 9 months - Children	415	762	54.5%	59.5%	60.6%	58.1%
% of FP17s for the same patient ID Re-attending between 3 & 9 months - Adults	566	1,454	38.9%	51.2%	52.0%	50.6%
% of FP17s for Band 1 Urgent Courses	223	1,925	11.6%	9.6%	9.6%	9.1%
% of FP17s Relating to Free Repair or Replacements	41	1,925	2.1%	0.6%	0.7%	0.8%
% of FP17s Relating to Continuations	18	1,925	0.9%	0.9%	1.0%	1.1%
% of Patients satisfied with the dentistry they have received	0	1	N/A	90.4%	91.6%	91.4%
% of Patients satisfied with the time they had to wait for an appointment	1	1	N/A	87.3%	87.9%	87.7%

* This is based on patients treated on this contract for their most recent course of treatment. Figures in italics indicate the base number of FP17s or Patient Questionnaire responses are less than 100. N/A is shown where the base number of responses is less than 10 during the period. % is calculated as Quantity/Base number*100

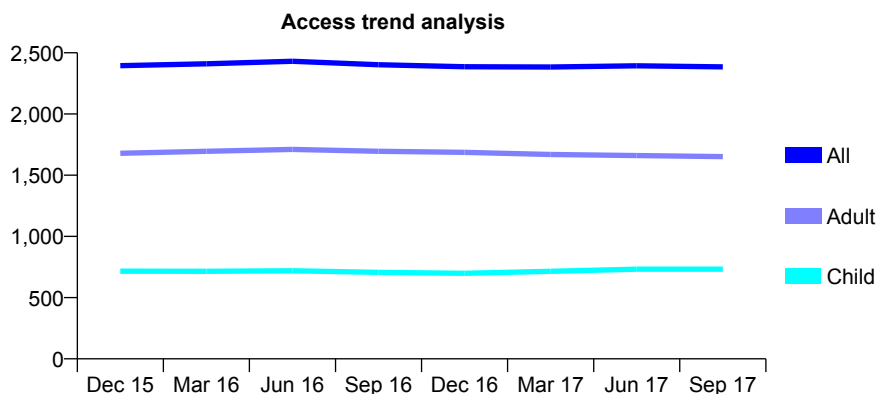
Q68 - Vital Signs At a Glance Contract Report for 111740/0001 - September 2017

Name or company name	Mr Mayuran Senthilnathan & Mr Amit Dodia
Contract type name	GDS Contract
Purpose of contract	General
Contract start date	06/06/2010
Contract end date	

17/18 Contracted general activity (UDA)	7,827
Carry forward general activity (UDA)	-22
17/18 Contracted orthodontic activity (UOA)	0
Carry forward orthodontic activity (UOA)	0
Baseline contract value	£175,943.42

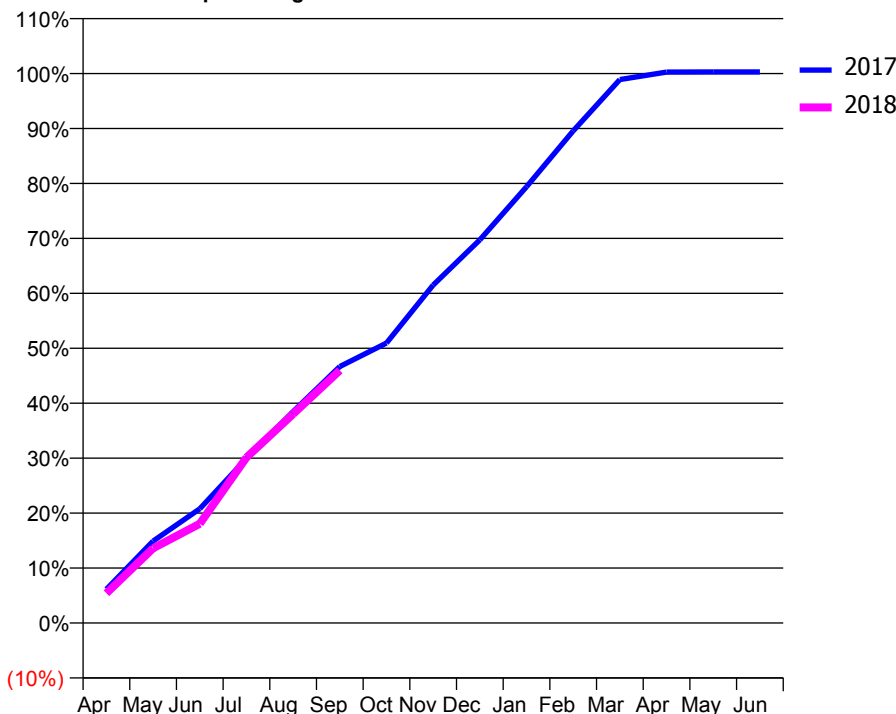
ACCESS*

Patients seen in 24 months	Total	Change since previous quarter
Quarter ending September 2016	2,402	
Quarter ending December 2016	2,386	→
Quarter ending March 2017	2,384	→
Quarter ending June 2017	2,394	→
Quarter ending September 2017	2,385	→
Variance since September 2016	(0.7%)	→



ACTIVITY

Cumulative percentage of contracted UDA delivered 2017 & 2018



Month	Adjusted Scheduled Activity (UDA)	
	2017	2018
April	482	424
May	1,168	1,064
June	1,628	1,413
July	2,343	2,358
August	3,011	2,978
September	3,653	3,598
October	3,988	
November	4,813	
December	5,457	
January	6,214	
February	7,009	
March	7,741	
April	7,848	
May	7,849	
June	7,849	

QUALITY

	Quantity	Base Number	Contract	AT	Region	England
% of FP17s for the same patient ID Re-attending within 3 months - Children	57	601	9.5%	9.3%	11.4%	11.9%
% of FP17s for the same patient ID Re-attending within 3 months - Adults	148	1,145	12.9%	15.0%	15.7%	15.9%
% of FP17s for the same patient ID Re-attending between 3 & 9 months - Children	401	601	66.7%	59.5%	60.6%	58.1%
% of FP17s for the same patient ID Re-attending between 3 & 9 months - Adults	731	1,145	63.8%	51.2%	52.0%	50.6%
% of FP17s for Band 1 Urgent Courses	105	1,678	6.3%	9.6%	9.6%	9.1%
% of FP17s Relating to Free Repair or Replacements	12	1,678	0.7%	0.6%	0.7%	0.8%
% of FP17s Relating to Continuations	5	1,678	0.3%	0.9%	1.0%	1.1%
% of Patients satisfied with the dentistry they have received	4	5	N/A	90.4%	91.6%	91.4%
% of Patients satisfied with the time they had to wait for an appointment	4	5	N/A	87.3%	87.9%	87.7%

* This is based on patients treated on this contract for their most recent course of treatment. Figures in italics indicate the base number of FP17s or Patient Questionnaire responses are less than 100. N/A is shown where the base number of responses is less than 10 during the period. % is calculated as Quantity/Base number*100

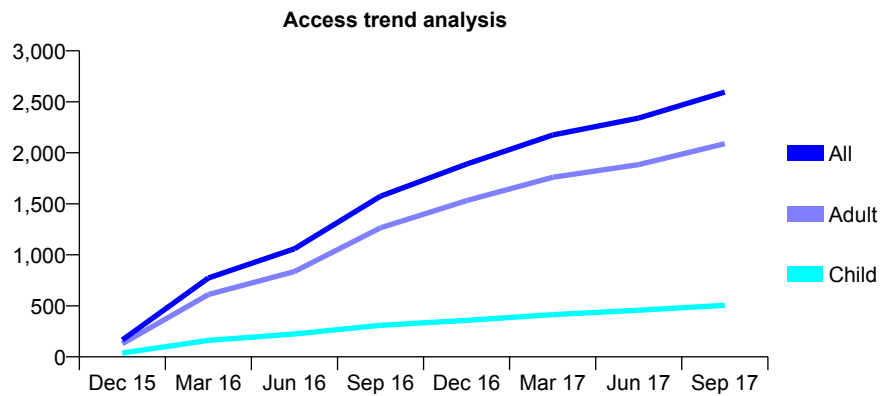
Q68 - Vital Signs At a Glance Contract Report for 113611/0001 - September 2017

Name or company name	North Chailey Dental Care
Contract type name	GDS Contract
Purpose of contract	General
Contract start date	13/11/2015
Contract end date	

17/18 Contracted general activity (UDA)	12,000
Carry forward general activity (UDA)	0
17/18 Contracted orthodontic activity (UOA)	0
Carry forward orthodontic activity (UOA)	0
Baseline contract value	£308,071.57

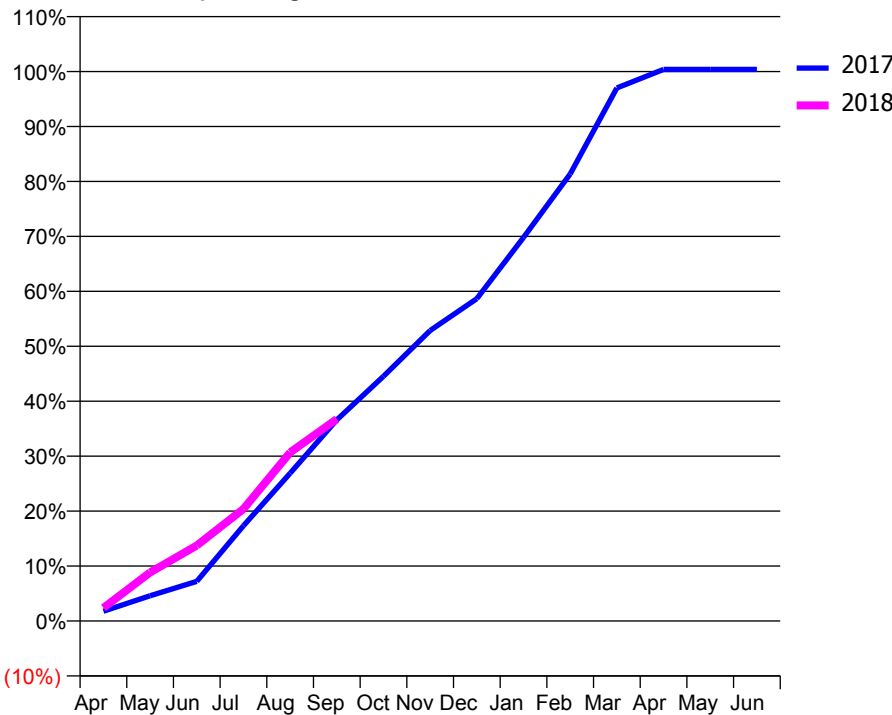
ACCESS*

Patients seen in 24 months	Total	Change since previous quarter
Quarter ending September 2016	1,574	
Quarter ending December 2016	1,889	↑
Quarter ending March 2017	2,174	↑
Quarter ending June 2017	2,341	↑
Quarter ending September 2017	2,595	↑
Variance since September 2016	64.9%	↑



ACTIVITY

Cumulative percentage of contracted UDA delivered 2017 & 2018



Month	Adjusted Scheduled Activity (UDA)	
	2017	2018
April	197	286
May	507	1,062
June	795	1,649
July	1,908	2,448
August	2,960	3,682
September	4,027	4,411
October	4,900	
November	5,815	
December	6,454	
January	7,678	
February	8,948	
March	10,671	
April	11,041	
May	11,041	
June	11,042	

QUALITY

	Quantity	Base Number	Contract	AT	Region	England
% of FP17s for the same patient ID Re-attending within 3 months - Children	16	309	5.2%	9.3%	11.4%	11.9%
% of FP17s for the same patient ID Re-attending within 3 months - Adults	119	1,171	10.2%	15.0%	15.7%	15.9%
% of FP17s for the same patient ID Re-attending between 3 & 9 months - Children	133	309	43.0%	59.5%	60.6%	58.1%
% of FP17s for the same patient ID Re-attending between 3 & 9 months - Adults	577	1,171	49.3%	51.2%	52.0%	50.6%
% of FP17s for Band 1 Urgent Courses	116	1,382	8.4%	9.6%	9.6%	9.1%
% of FP17s Relating to Free Repair or Replacements	8	1,382	0.6%	0.6%	0.7%	0.8%
% of FP17s Relating to Continuations	16	1,382	1.2%	0.9%	1.0%	1.1%
% of Patients satisfied with the dentistry they have received	4	4	N/A	90.4%	91.6%	91.4%
% of Patients satisfied with the time they had to wait for an appointment	4	4	N/A	87.3%	87.9%	87.7%

* This is based on patients treated on this contract for their most recent course of treatment. Figures in italics indicate the base number of FP17s or Patient Questionnaire responses are less than 100. N/A is shown where the base number of responses is less than 10 during the period. % is calculated as Quantity/Base number*100

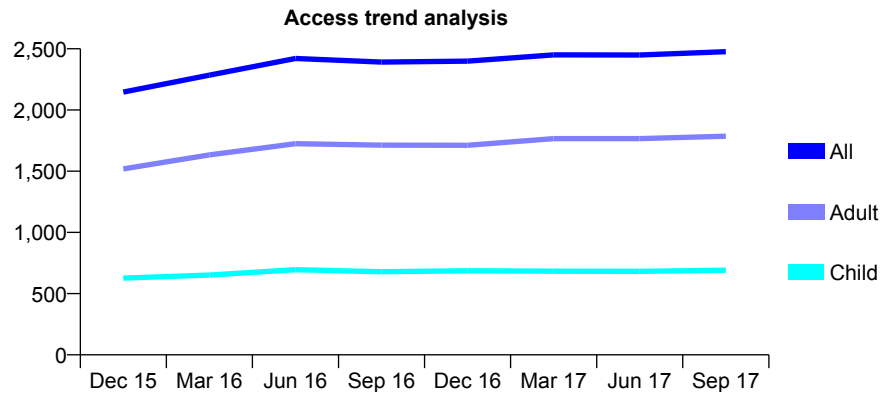
Q68 - Vital Signs At a Glance Contract Report for 114073/0001 - September 2017

Name or company name	Mr Mohammed Farmanand Miss Sarah Alia
Contract type name	GDS Contract
Purpose of contract	General
Contract start date	01/07/2014
Contract end date	

17/18 Contracted general activity (UDA)	7,501
Carry forward general activity (UDA)	-146
17/18 Contracted orthodontic activity (UOA)	0
Carry forward orthodontic activity (UOA)	0
Baseline contract value	£172,541.01

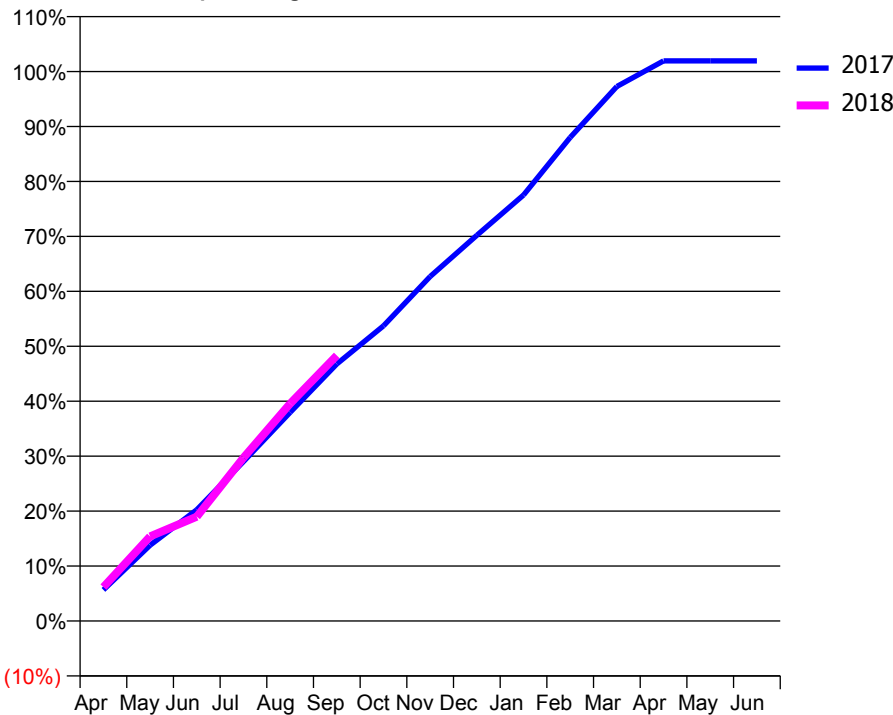
ACCESS*

Patients seen in 24 months	Total	Change since previous quarter
Quarter ending September 2016	2,392	
Quarter ending December 2016	2,399	→
Quarter ending March 2017	2,450	↑
Quarter ending June 2017	2,449	→
Quarter ending September 2017	2,477	→
Variance since September 2016	3.6%	↑



ACTIVITY

Cumulative percentage of contracted UDA delivered 2017 & 2018



Month	Adjusted Scheduled Activity (UDA)	
	2017	2018
April	424	463
May	1,035	1,155
June	1,519	1,425
July	2,175	2,229
August	2,848	2,969
September	3,509	3,624
October	4,029	
November	4,703	
December	5,266	
January	5,815	
February	6,602	
March	7,297	
April	7,646	
May	7,646	
June	7,647	

QUALITY

	Quantity	Base Number	Contract	AT	Region	England
% of FP17s for the same patient ID Re-attending within 3 months - Children	17	372	4.6%	9.3%	11.4%	11.9%
% of FP17s for the same patient ID Re-attending within 3 months - Adults	101	959	10.5%	15.0%	15.7%	15.9%
% of FP17s for the same patient ID Re-attending between 3 & 9 months - Children	157	372	42.2%	59.5%	60.6%	58.1%
% of FP17s for the same patient ID Re-attending between 3 & 9 months - Adults	399	959	41.6%	51.2%	52.0%	50.6%
% of FP17s for Band 1 Urgent Courses	127	1,225	10.4%	9.6%	9.6%	9.1%
% of FP17s Relating to Free Repair or Replacements	5	1,225	0.4%	0.6%	0.7%	0.8%
% of FP17s Relating to Continuations	17	1,225	1.4%	0.9%	1.0%	1.1%
% of Patients satisfied with the dentistry they have received	1	1	N/A	90.4%	91.6%	91.4%
% of Patients satisfied with the time they had to wait for an appointment	1	1	N/A	87.3%	87.9%	87.7%

* This is based on patients treated on this contract for their most recent course of treatment. Figures in italics indicate the base number of FP17s or Patient Questionnaire responses are less than 100. N/A is shown where the base number of responses is less than 10 during the period. % is calculated as Quantity/Base number*100

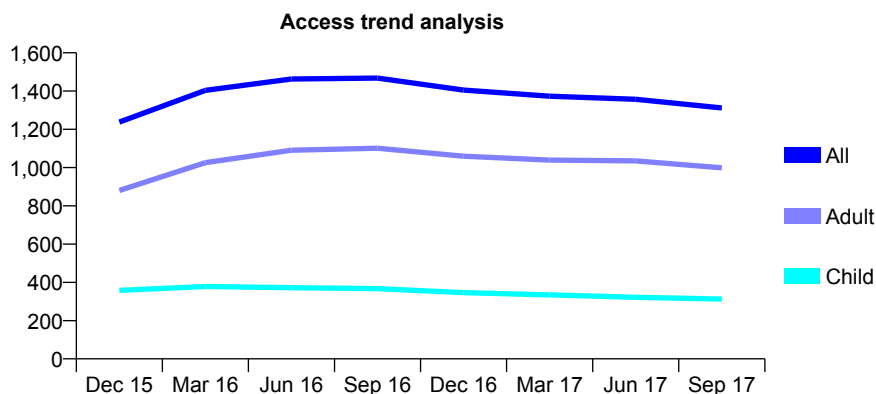
Q68 - Vital Signs At a Glance Contract Report for 115673/0001 - September 2017

Name or company name	Rye Dental Surgery Partnership
Contract type name	GDS Contract
Purpose of contract	General
Contract start date	13/09/2014
Contract end date	

17/18 Contracted general activity (UDA)	5,000
Carry forward general activity (UDA)	0
17/18 Contracted orthodontic activity (UOA)	0
Carry forward orthodontic activity (UOA)	0
Baseline contract value	£119,805.60

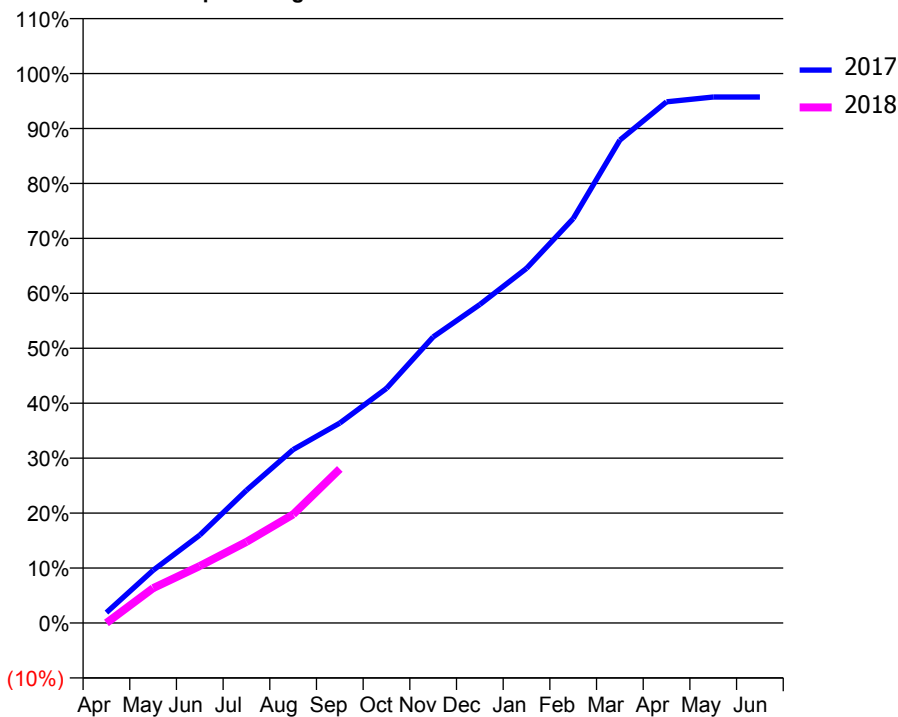
ACCESS*

Patients seen in 24 months	Total	Change since previous quarter
Quarter ending September 2016	1,468	
Quarter ending December 2016	1,405	↓
Quarter ending March 2017	1,373	↓
Quarter ending June 2017	1,357	↓
Quarter ending September 2017	1,312	↓
Variance since September 2016	(10.6%)	↓



ACTIVITY

Cumulative percentage of contracted UDA delivered 2017 & 2018



Adjusted Scheduled Activity (UDA)

Month	2017	2018
April	96	1
May	480	318
June	800	519
July	1,207	739
August	1,577	988
September	1,820	1,403
October	2,135	
November	2,603	
December	2,898	
January	3,227	
February	3,680	
March	4,394	
April	4,743	
May	4,786	
June	4,786	

QUALITY

	Quantity	Base Number	Contract	AT	Region	England
% of FP17s for the same patient ID Re-attending within 3 months - Children	6	194	3.1%	9.3%	11.4%	11.9%
% of FP17s for the same patient ID Re-attending within 3 months - Adults	95	622	15.3%	15.0%	15.7%	15.9%
% of FP17s for the same patient ID Re-attending between 3 & 9 months - Children	120	194	61.9%	59.5%	60.6%	58.1%
% of FP17s for the same patient ID Re-attending between 3 & 9 months - Adults	343	622	55.1%	51.2%	52.0%	50.6%
% of FP17s for Band 1 Urgent Courses	60	675	8.9%	9.6%	9.6%	9.1%
% of FP17s Relating to Free Repair or Replacements	3	675	0.4%	0.6%	0.7%	0.8%
% of FP17s Relating to Continuations	16	675	2.4%	0.9%	1.0%	1.1%
% of Patients satisfied with the dentistry they have received	0	0	N/A	90.4%	91.6%	91.4%
% of Patients satisfied with the time they had to wait for an appointment	0	0	N/A	87.3%	87.9%	87.7%

* This is based on patients treated on this contract for their most recent course of treatment. Figures in italics indicate the base number of FP17s or Patient Questionnaire responses are less than 100. N/A is shown where the base number of responses is less than 10 during the period. % is calculated as Quantity/Base number*100

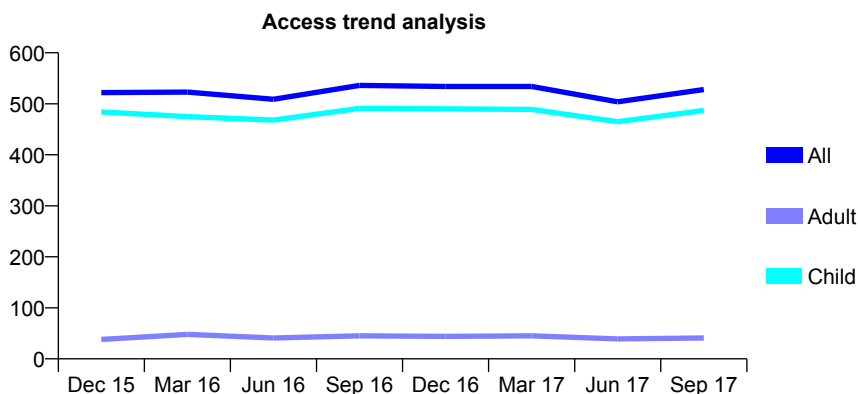
Q68 - Vital Signs At a Glance Contract Report for 115851/0001 - September 2017

Name or company name	The Clinic Dental Facial Ltd
Contract type name	GDS Contract
Purpose of contract	General
Contract start date	01/01/2007
Contract end date	

17/18 Contracted general activity (UDA)	750
Carry forward general activity (UDA)	10
17/18 Contracted orthodontic activity (UOA)	0
Carry forward orthodontic activity (UOA)	0
Baseline contract value	£24,644.07

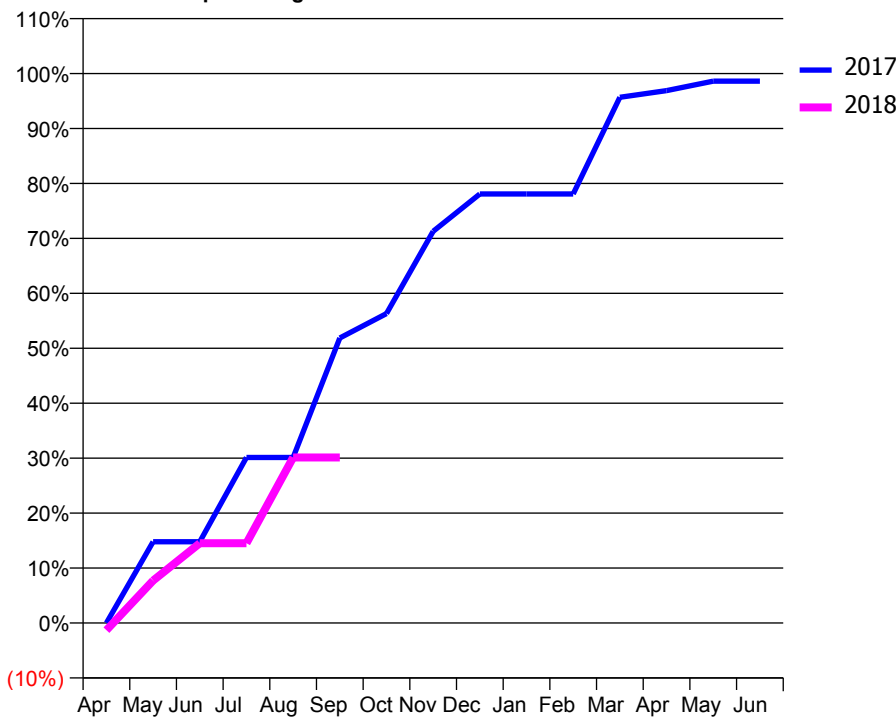
ACCESS*

Patients seen in 24 months	Total	Change since previous quarter
Quarter ending September 2016	536	
Quarter ending December 2016	534	→
Quarter ending March 2017	534	→
Quarter ending June 2017	504	↓
Quarter ending September 2017	528	↑
Variance since September 2016	(1.5%)	↓



ACTIVITY

Cumulative percentage of contracted UDA delivered 2017 & 2018



Month	Adjusted Scheduled Activity (UDA)	
	2017	2018
April	0	-10
May	111	58
June	111	109
July	226	109
August	226	226
September	389	226
October	422	
November	535	
December	586	
January	586	
February	586	
March	718	
April	727	
May	740	
June	740	

QUALITY

	Quantity	Base Number	Contract	AT	Region	England
% of FP17s for the same patient ID Re-attending within 3 months - Children	6	214	2.8%	9.3%	11.4%	11.9%
% of FP17s for the same patient ID Re-attending within 3 months - Adults	0	0	N/A	15.0%	15.7%	15.9%
% of FP17s for the same patient ID Re-attending between 3 & 9 months - Children	89	214	41.6%	59.5%	60.6%	58.1%
% of FP17s for the same patient ID Re-attending between 3 & 9 months - Adults	0	0	N/A	51.2%	52.0%	50.6%
% of FP17s for Band 1 Urgent Courses	0	196	0.0%	9.6%	9.6%	9.1%
% of FP17s Relating to Free Repair or Replacements	0	196	0.0%	0.6%	0.7%	0.8%
% of FP17s Relating to Continuations	3	196	1.5%	0.9%	1.0%	1.1%
% of Patients satisfied with the dentistry they have received	0	0	N/A	90.4%	91.6%	91.4%
% of Patients satisfied with the time they had to wait for an appointment	0	0	N/A	87.3%	87.9%	87.7%

* This is based on patients treated on this contract for their most recent course of treatment. Figures in italics indicate the base number of FP17s or Patient Questionnaire responses are less than 100. N/A is shown where the base number of responses is less than 10 during the period. % is calculated as Quantity/Base number*100

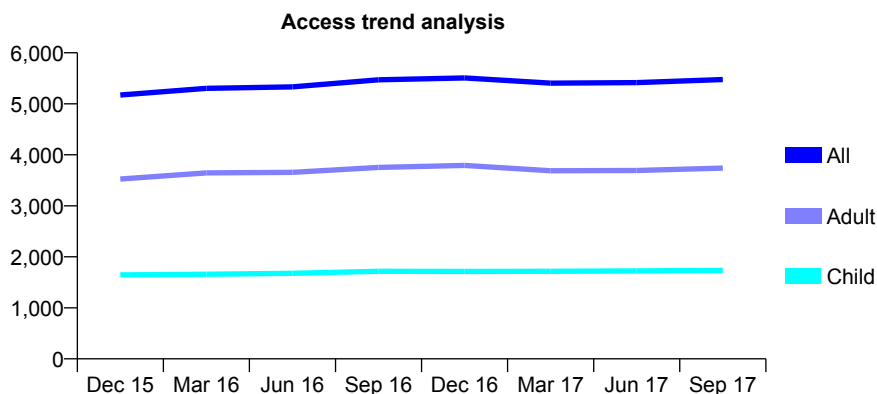
Q68 - Vital Signs At a Glance Contract Report for 116513/0001 - September 2017

Name or company name	Fairfield Dental Surgery Limited
Contract type name	GDS Contract
Purpose of contract	General
Contract start date	01/05/2007
Contract end date	

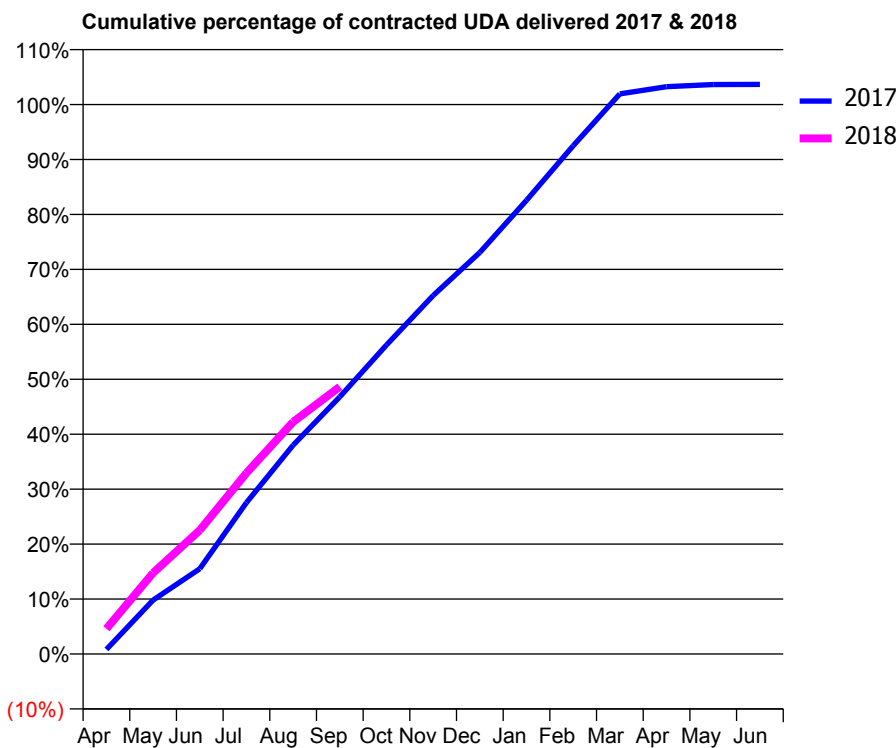
17/18 Contracted general activity (UDA)	12,859
Carry forward general activity (UDA)	0
17/18 Contracted orthodontic activity (UOA)	0
Carry forward orthodontic activity (UOA)	0
Baseline contract value	£290,121.62

ACCESS*

Patients seen in 24 months	Total	Change since previous quarter
Quarter ending September 2016	5,471	
Quarter ending December 2016	5,507	→
Quarter ending March 2017	5,404	↓
Quarter ending June 2017	5,415	→
Quarter ending September 2017	5,476	→
Variance since September 2016	0.1%	→



ACTIVITY



Month	Adjusted Scheduled Activity (UDA)	
	2017	2018
April	107	591
May	1,261	1,898
June	1,995	2,899
July	3,545	4,237
August	4,888	5,433
September	6,017	6,256
October	7,233	
November	8,388	
December	9,398	
January	10,616	
February	11,894	
March	13,107	
April	13,276	
May	13,326	
June	13,328	

QUALITY

	Quantity	Base Number	Contract	AT	Region	England
% of FP17s for the same patient ID Re-attending within 3 months - Children	83	1,400	5.9%	9.3%	11.4%	11.9%
% of FP17s for the same patient ID Re-attending within 3 months - Adults	243	2,452	9.9%	15.0%	15.7%	15.9%
% of FP17s for the same patient ID Re-attending between 3 & 9 months - Children	948	1,400	67.7%	59.5%	60.6%	58.1%
% of FP17s for the same patient ID Re-attending between 3 & 9 months - Adults	1,444	2,452	58.9%	51.2%	52.0%	50.6%
% of FP17s for Band 1 Urgent Courses	234	3,665	6.4%	9.6%	9.6%	9.1%
% of FP17s Relating to Free Repair or Replacements	0	3,665	0.0%	0.6%	0.7%	0.8%
% of FP17s Relating to Continuations	23	3,665	0.6%	0.9%	1.0%	1.1%
% of Patients satisfied with the dentistry they have received	3	4	N/A	90.4%	91.6%	91.4%
% of Patients satisfied with the time they had to wait for an appointment	3	4	N/A	87.3%	87.9%	87.7%

* This is based on patients treated on this contract for their most recent course of treatment. Figures in italics indicate the base number of FP17s or Patient Questionnaire responses are less than 100. N/A is shown where the base number of responses is less than 10 during the period. % is calculated as Quantity/Base number*100

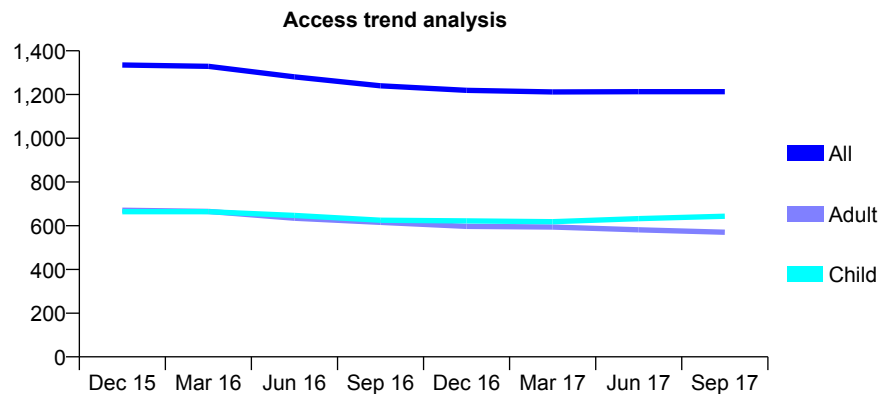
Q68 - Vital Signs At a Glance Contract Report for 116513/0003 - September 2017

Name or company name	Fairfield Dental Surgery Limited
Contract type name	GDS Contract
Purpose of contract	General
Contract start date	01/08/2011
Contract end date	

17/18 Contracted general activity (UDA)	3,500
Carry forward general activity (UDA)	0
17/18 Contracted orthodontic activity (UOA)	0
Carry forward orthodontic activity (UOA)	0
Baseline contract value	£78,622.43

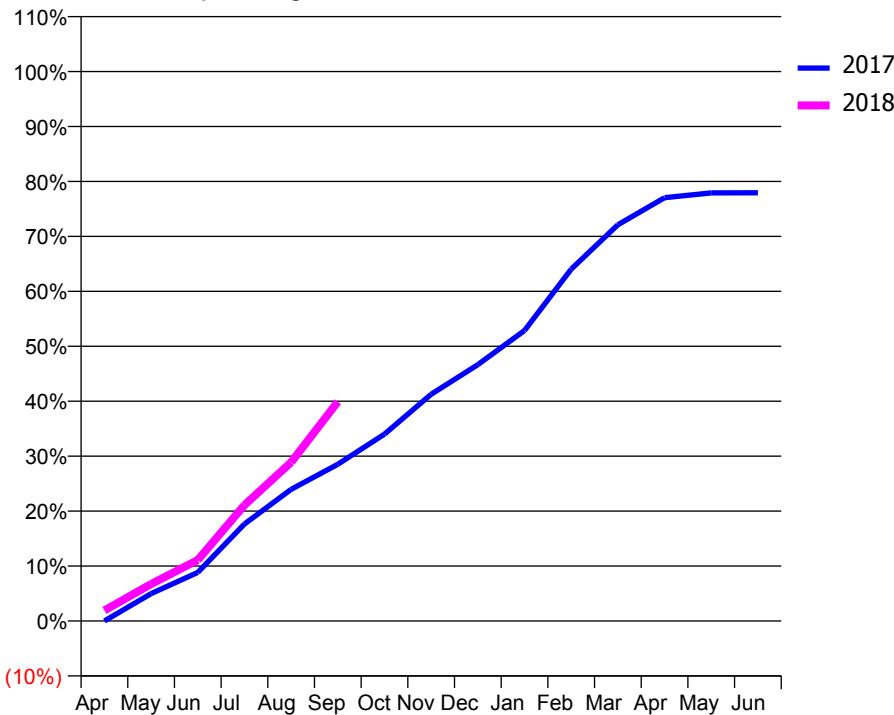
ACCESS*

Patients seen in 24 months	Total	Change since previous quarter
Quarter ending September 2016	1,240	
Quarter ending December 2016	1,219	↓
Quarter ending March 2017	1,212	→
Quarter ending June 2017	1,213	→
Quarter ending September 2017	1,213	→
Variance since September 2016	(2.2%)	↓



ACTIVITY

Cumulative percentage of contracted UDA delivered 2017 & 2018



Month	Adjusted Scheduled Activity (UDA)	
	2017	2018
April	0	67
May	174	236
June	310	388
July	618	739
August	839	1,011
September	999	1,397
October	1,191	
November	1,445	
December	1,633	
January	1,850	
February	2,241	
March	2,524	
April	2,696	
May	2,726	
June	2,727	

QUALITY

	Quantity	Base Number	Contract	AT	Region	England
% of FP17s for the same patient ID Re-attending within 3 months - Children	40	551	7.3%	9.3%	11.4%	11.9%
% of FP17s for the same patient ID Re-attending within 3 months - Adults	40	424	9.4%	15.0%	15.7%	15.9%
% of FP17s for the same patient ID Re-attending between 3 & 9 months - Children	368	551	66.8%	59.5%	60.6%	58.1%
% of FP17s for the same patient ID Re-attending between 3 & 9 months - Adults	277	424	65.3%	51.2%	52.0%	50.6%
% of FP17s for Band 1 Urgent Courses	23	851	2.7%	9.6%	9.6%	9.1%
% of FP17s Relating to Free Repair or Replacements	2	851	0.2%	0.6%	0.7%	0.8%
% of FP17s Relating to Continuations	20	851	2.4%	0.9%	1.0%	1.1%
% of Patients satisfied with the dentistry they have received	3	3	N/A	90.4%	91.6%	91.4%
% of Patients satisfied with the time they had to wait for an appointment	3	3	N/A	87.3%	87.9%	87.7%

* This is based on patients treated on this contract for their most recent course of treatment. Figures in italics indicate the base number of FP17s or Patient Questionnaire responses are less than 100. N/A is shown where the base number of responses is less than 10 during the period. % is calculated as Quantity/Base number*100

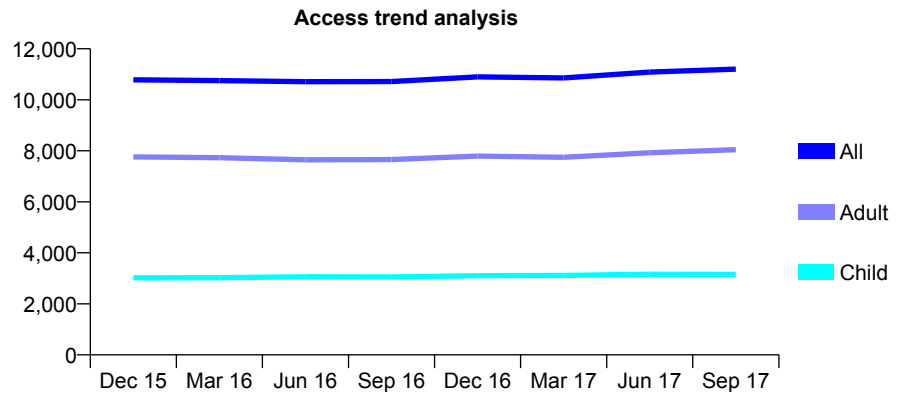
Q68 - Vital Signs At a Glance Contract Report for 117013/0001 - September 2017

Name or company name	Family Dental Centre Limited
Contract type name	GDS Contract
Purpose of contract	General
Contract start date	01/04/2010
Contract end date	

17/18 Contracted general activity (UDA)	41,003
Carry forward general activity (UDA)	-794
17/18 Contracted orthodontic activity (UOA)	0
Carry forward orthodontic activity (UOA)	0
Baseline contract value	£1,519,249.25

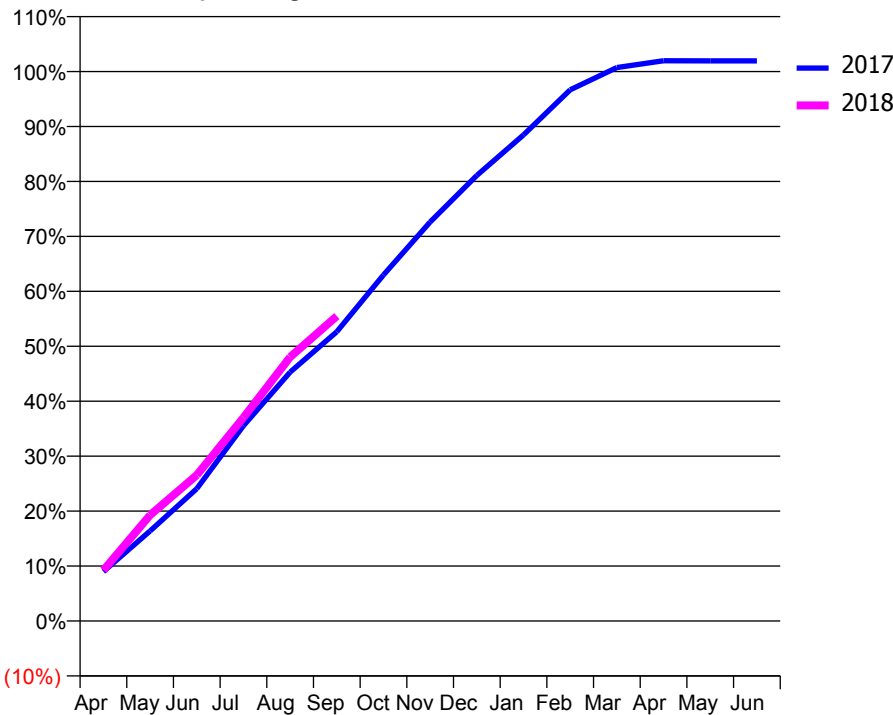
ACCESS*

Patients seen in 24 months	Total	Change since previous quarter
Quarter ending September 2016	10,716	
Quarter ending December 2016	10,898	→
Quarter ending March 2017	10,858	→
Quarter ending June 2017	11,089	↑
Quarter ending September 2017	11,204	→
Variance since September 2016	4.6%	↑



ACTIVITY

Cumulative percentage of contracted UDA delivered 2017 & 2018



Month	Adjusted Scheduled Activity (UDA)	
	2017	2018
April	3,685	3,785
May	6,718	7,905
June	9,875	10,894
July	14,572	15,180
August	18,571	19,693
September	21,583	22,755
October	25,825	
November	29,774	
December	33,250	
January	36,273	
February	39,635	
March	41,302	
April	41,805	
May	41,797	
June	41,797	

QUALITY

	Quantity	Base Number	Contract	AT	Region	England
% of FP17s for the same patient ID Re-attending within 3 months - Children	146	2,417	6.0%	9.3%	11.4%	11.9%
% of FP17s for the same patient ID Re-attending within 3 months - Adults	757	5,848	12.9%	15.0%	15.7%	15.9%
% of FP17s for the same patient ID Re-attending between 3 & 9 months - Children	1,413	2,417	58.5%	59.5%	60.6%	58.1%
% of FP17s for the same patient ID Re-attending between 3 & 9 months - Adults	2,994	5,848	51.2%	51.2%	52.0%	50.6%
% of FP17s for Band 1 Urgent Courses	526	7,568	7.0%	9.6%	9.6%	9.1%
% of FP17s Relating to Free Repair or Replacements	34	7,568	0.4%	0.6%	0.7%	0.8%
% of FP17s Relating to Continuations	21	7,568	0.3%	0.9%	1.0%	1.1%
% of Patients satisfied with the dentistry they have received	16	18	88.9%	90.4%	91.6%	91.4%
% of Patients satisfied with the time they had to wait for an appointment	17	18	94.4%	87.3%	87.9%	87.7%

* This is based on patients treated on this contract for their most recent course of treatment. Figures in italics indicate the base number of FP17s or Patient Questionnaire responses are less than 100. N/A is shown where the base number of responses is less than 10 during the period. % is calculated as Quantity/Base number*100

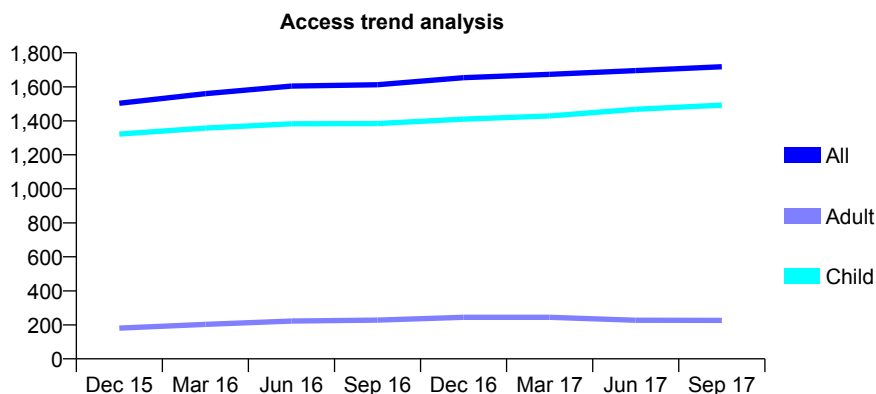
Q68 - Vital Signs At a Glance Contract Report for 117188/0001 - September 2017

Name or company name	Mr Andrew Kenneth Pritchard and Mrs Catl
Contract type name	GDS Contract
Purpose of contract	General
Contract start date	21/06/2014
Contract end date	

17/18 Contracted general activity (UDA)	3,600
Carry forward general activity (UDA)	133
17/18 Contracted orthodontic activity (UOA)	0
Carry forward orthodontic activity (UOA)	0
Baseline contract value	£80,907.29

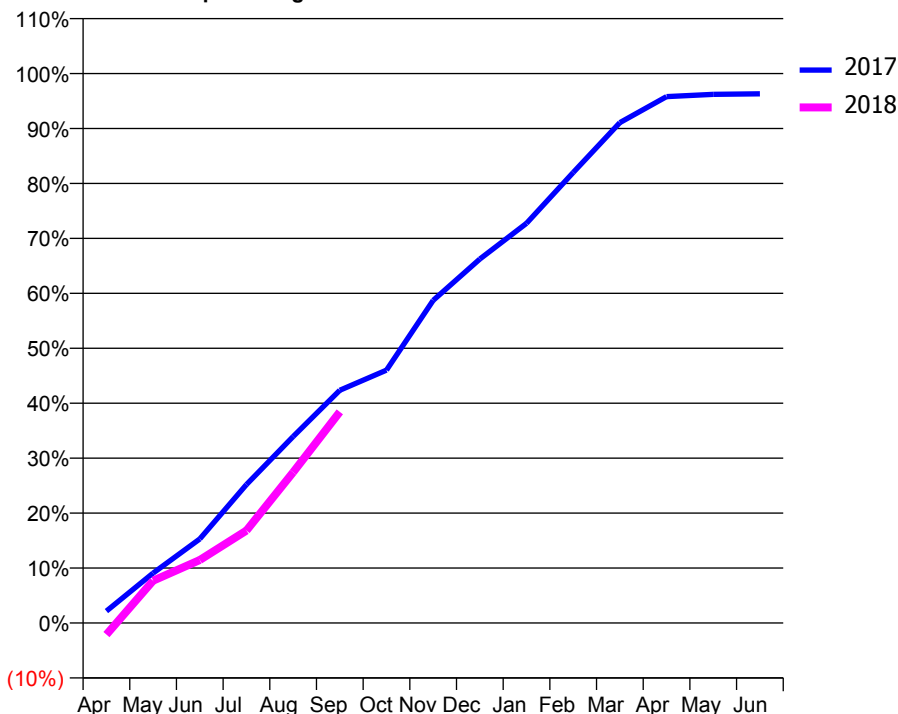
ACCESS*

Patients seen in 24 months	Total	Change since previous quarter
Quarter ending September 2016	1,612	
Quarter ending December 2016	1,654	↑
Quarter ending March 2017	1,673	→
Quarter ending June 2017	1,695	→
Quarter ending September 2017	1,718	→
Variance since September 2016	6.6%	↑



ACTIVITY

Cumulative percentage of contracted UDA delivered 2017 & 2018



Month	Adjusted Scheduled Activity (UDA)	
	2017	2018
April	78	-77
May	327	277
June	550	413
July	907	606
August	1,221	988
September	1,525	1,384
October	1,657	
November	2,114	
December	2,384	
January	2,619	
February	2,951	
March	3,278	
April	3,449	
May	3,464	
June	3,467	

QUALITY

	Quantity	Base Number	Contract	AT	Region	England
% of FP17s for the same patient ID Re-attending within 3 months - Children	135	1,234	10.9%	9.3%	11.4%	11.9%
% of FP17s for the same patient ID Re-attending within 3 months - Adults	9	75	12.0%	15.0%	15.7%	15.9%
% of FP17s for the same patient ID Re-attending between 3 & 9 months - Children	816	1,234	66.1%	59.5%	60.6%	58.1%
% of FP17s for the same patient ID Re-attending between 3 & 9 months - Adults	43	75	57.3%	51.2%	52.0%	50.6%
% of FP17s for Band 1 Urgent Courses	38	1,185	3.2%	9.6%	9.6%	9.1%
% of FP17s Relating to Free Repair or Replacements	0	1,185	0.0%	0.6%	0.7%	0.8%
% of FP17s Relating to Continuations	0	1,185	0.0%	0.9%	1.0%	1.1%
% of Patients satisfied with the dentistry they have received	3	3	N/A	90.4%	91.6%	91.4%
% of Patients satisfied with the time they had to wait for an appointment	3	3	N/A	87.3%	87.9%	87.7%

* This is based on patients treated on this contract for their most recent course of treatment. Figures in italics indicate the base number of FP17s or Patient Questionnaire responses are less than 100. N/A is shown where the base number of responses is less than 10 during the period. % is calculated as Quantity/Base number*100

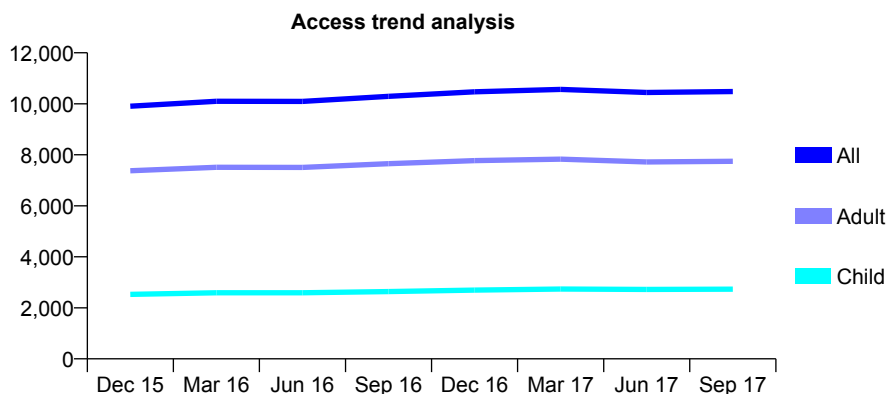
Q68 - Vital Signs At a Glance Contract Report for 117900/0002 - September 2017

Name or company name	Northdene Services Limited
Contract type name	GDS Contract
Purpose of contract	General
Contract start date	01/04/2007
Contract end date	

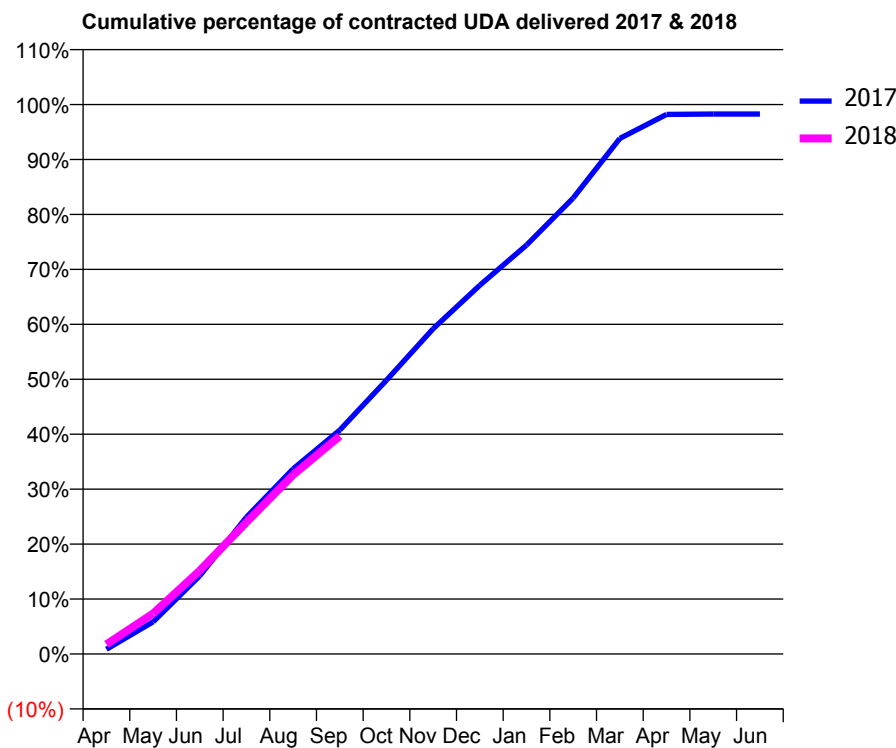
17/18 Contracted general activity (UDA)	28,218
Carry forward general activity (UDA)	486
17/18 Contracted orthodontic activity (UOA)	0
Carry forward orthodontic activity (UOA)	0
Baseline contract value	£758,246.31

ACCESS*

Patients seen in 24 months	Total	Change since previous quarter
Quarter ending September 2016	10,291	
Quarter ending December 2016	10,468	→
Quarter ending March 2017	10,566	→
Quarter ending June 2017	10,444	↓
Quarter ending September 2017	10,480	→
Variance since September 2016	1.8%	→



ACTIVITY



Month	Adjusted Scheduled Activity (UDA)	
	2017	2018
April	242	497
May	1,656	2,080
June	4,016	4,283
July	7,031	6,770
August	9,507	9,200
September	11,504	11,193
October	14,059	
November	16,704	
December	18,934	
January	20,996	
February	23,419	
March	26,475	
April	27,706	
May	27,728	
June	27,732	

QUALITY

	Quantity	Base Number	Contract	AT	Region	England
% of FP17s for the same patient ID Re-attending within 3 months - Children	101	1,760	5.7%	9.3%	11.4%	11.9%
% of FP17s for the same patient ID Re-attending within 3 months - Adults	585	4,328	13.5%	15.0%	15.7%	15.9%
% of FP17s for the same patient ID Re-attending between 3 & 9 months - Children	915	1,760	52.0%	59.5%	60.6%	58.1%
% of FP17s for the same patient ID Re-attending between 3 & 9 months - Adults	1,998	4,328	46.2%	51.2%	52.0%	50.6%
% of FP17s for Band 1 Urgent Courses	404	5,575	7.2%	9.6%	9.6%	9.1%
% of FP17s Relating to Free Repair or Replacements	52	5,575	0.9%	0.6%	0.7%	0.8%
% of FP17s Relating to Continuations	93	5,575	1.7%	0.9%	1.0%	1.1%
% of Patients satisfied with the dentistry they have received	12	13	92.3%	90.4%	91.6%	91.4%
% of Patients satisfied with the time they had to wait for an appointment	13	13	100.0%	87.3%	87.9%	87.7%

* This is based on patients treated on this contract for their most recent course of treatment. Figures in italics indicate the base number of FP17s or Patient Questionnaire responses are less than 100. N/A is shown where the base number of responses is less than 10 during the period. % is calculated as Quantity/Base number*100

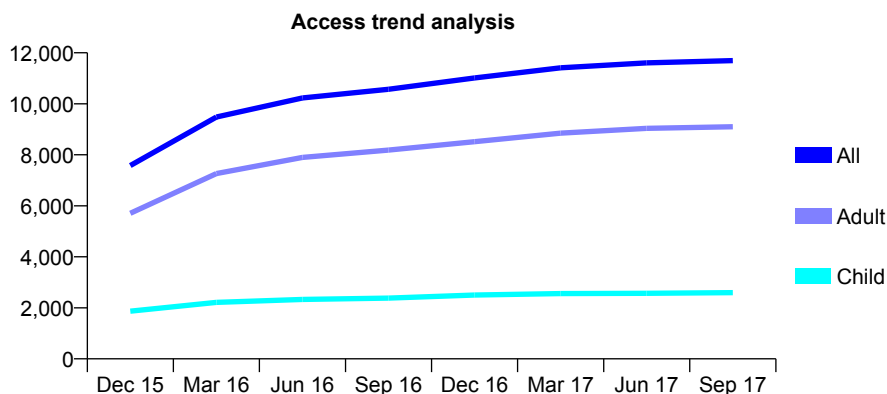
Q68 - Vital Signs At a Glance Contract Report for 117986/0001 - September 2017

Name or company name	Mr S H Sachedina and Mr M O'Hara
Contract type name	GDS Contract
Purpose of contract	General
Contract start date	01/05/2015
Contract end date	

17/18 Contracted general activity (UDA)	29,663
Carry forward general activity (UDA)	1,145
17/18 Contracted orthodontic activity (UOA)	0
Carry forward orthodontic activity (UOA)	0
Baseline contract value	£741,653.83

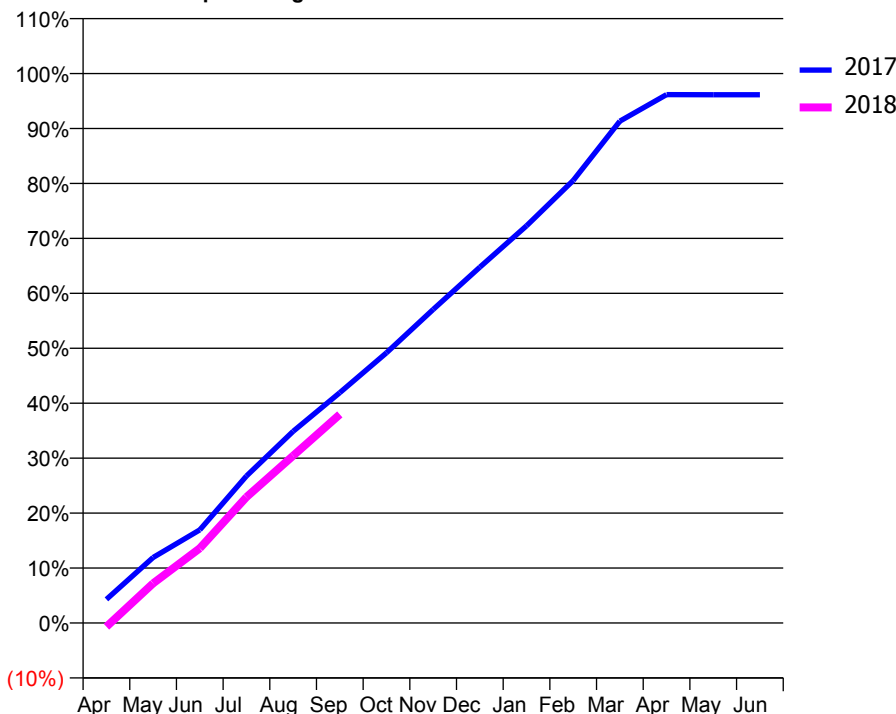
ACCESS*

Patients seen in 24 months	Total	Change since previous quarter
Quarter ending September 2016	10,572	
Quarter ending December 2016	11,016	↑
Quarter ending March 2017	11,414	↑
Quarter ending June 2017	11,607	→
Quarter ending September 2017	11,693	→
Variance since September 2016	10.6%	↑



ACTIVITY

Cumulative percentage of contracted UDA delivered 2017 & 2018



Month	Adjusted Scheduled Activity (UDA)	
	2017	2018
April	1,274	-207
May	3,541	2,138
June	5,029	4,037
July	7,937	6,799
August	10,345	9,031
September	12,435	11,264
October	14,587	
November	16,930	
December	19,205	
January	21,440	
February	23,886	
March	27,092	
April	28,521	
May	28,513	
June	28,517	

QUALITY

	Quantity	Base Number	Contract	AT	Region	England
% of FP17s for the same patient ID Re-attending within 3 months - Children	153	2,179	7.0%	9.3%	11.4%	11.9%
% of FP17s for the same patient ID Re-attending within 3 months - Adults	920	5,964	15.4%	15.0%	15.7%	15.9%
% of FP17s for the same patient ID Re-attending between 3 & 9 months - Children	1,521	2,179	69.8%	59.5%	60.6%	58.1%
% of FP17s for the same patient ID Re-attending between 3 & 9 months - Adults	3,199	5,964	53.6%	51.2%	52.0%	50.6%
% of FP17s for Band 1 Urgent Courses	789	7,453	10.6%	9.6%	9.6%	9.1%
% of FP17s Relating to Free Repair or Replacements	89	7,453	1.2%	0.6%	0.7%	0.8%
% of FP17s Relating to Continuations	21	7,453	0.3%	0.9%	1.0%	1.1%
% of Patients satisfied with the dentistry they have received	15	16	93.8%	90.4%	91.6%	91.4%
% of Patients satisfied with the time they had to wait for an appointment	15	16	93.8%	87.3%	87.9%	87.7%

* This is based on patients treated on this contract for their most recent course of treatment. Figures in italics indicate the base number of FP17s or Patient Questionnaire responses are less than 100. N/A is shown where the base number of responses is less than 10 during the period. % is calculated as Quantity/Base number*100

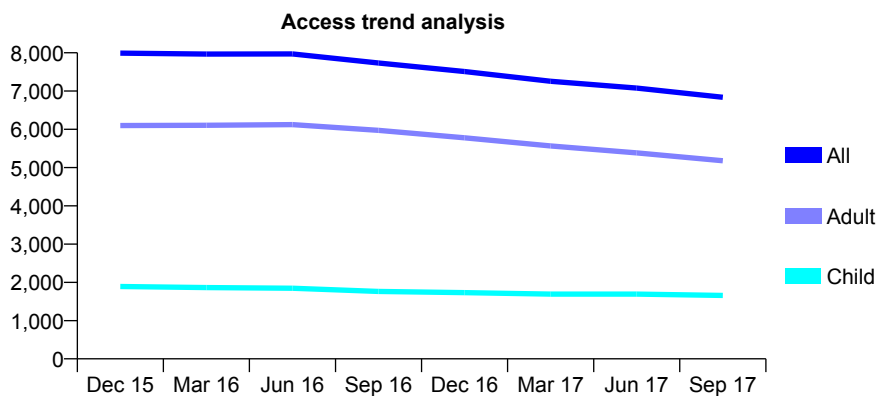
Q68 - Vital Signs At a Glance Contract Report for 119296/0001 - September 2017

Name or company name	Pearl Dental Studios Limited
Contract type name	GDS Contract
Purpose of contract	General
Contract start date	01/04/2011
Contract end date	

17/18 Contracted general activity (UDA)	19,000
Carry forward general activity (UDA)	0
17/18 Contracted orthodontic activity (UOA)	0
Carry forward orthodontic activity (UOA)	0
Baseline contract value	£524,565.20

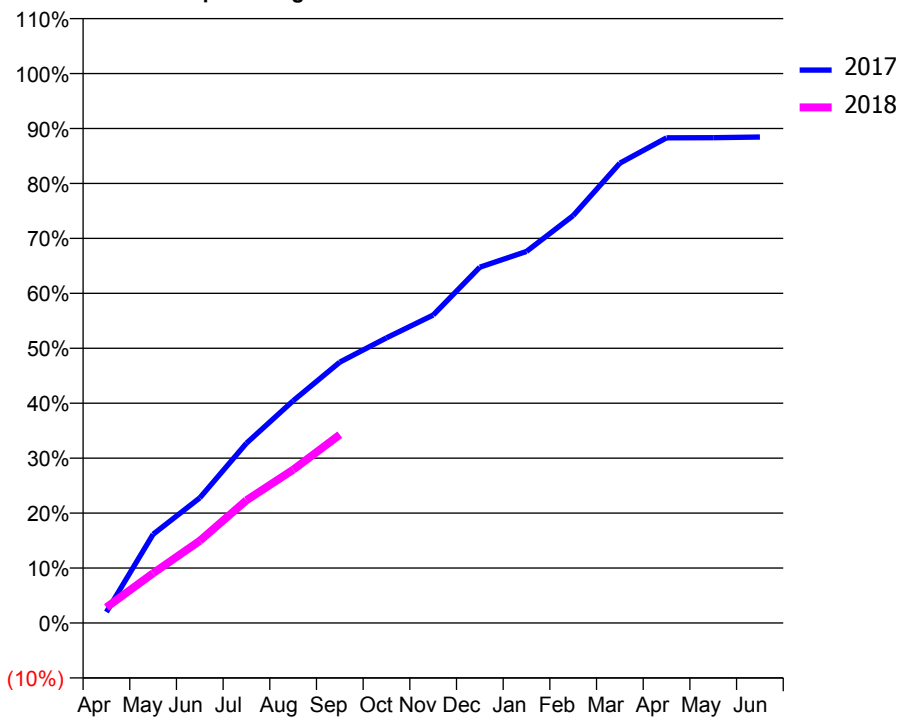
ACCESS*

Patients seen in 24 months	Total	Change since previous quarter
Quarter ending September 2016	7,734	
Quarter ending December 2016	7,509	↓
Quarter ending March 2017	7,257	↓
Quarter ending June 2017	7,079	↓
Quarter ending September 2017	6,836	↓
Variance since September 2016	(11.6%)	↓



ACTIVITY

Cumulative percentage of contracted UDA delivered 2017 & 2018



Month	Adjusted Scheduled Activity (UDA)	
	2017	2018
April	380	543
May	3,067	1,724
June	4,328	2,843
July	6,219	4,246
August	7,683	5,299
September	9,021	6,511
October	9,858	
November	10,648	
December	12,306	
January	12,847	
February	14,090	
March	15,899	
April	16,778	
May	16,779	
June	16,805	

QUALITY

	Quantity	Base Number	Contract	AT	Region	England
% of FP17s for the same patient ID Re-attending within 3 months - Children	61	937	6.5%	9.3%	11.4%	11.9%
% of FP17s for the same patient ID Re-attending within 3 months - Adults	506	2,893	17.5%	15.0%	15.7%	15.9%
% of FP17s for the same patient ID Re-attending between 3 & 9 months - Children	412	937	44.0%	59.5%	60.6%	58.1%
% of FP17s for the same patient ID Re-attending between 3 & 9 months - Adults	987	2,893	34.1%	51.2%	52.0%	50.6%
% of FP17s for Band 1 Urgent Courses	467	3,112	15.0%	9.6%	9.6%	9.1%
% of FP17s Relating to Free Repair or Replacements	13	3,112	0.4%	0.6%	0.7%	0.8%
% of FP17s Relating to Continuations	0	3,112	0.0%	0.9%	1.0%	1.1%
% of Patients satisfied with the dentistry they have received	6	7	N/A	90.4%	91.6%	91.4%
% of Patients satisfied with the time they had to wait for an appointment	6	7	N/A	87.3%	87.9%	87.7%

* This is based on patients treated on this contract for their most recent course of treatment. Figures in italics indicate the base number of FP17s or Patient Questionnaire responses are less than 100. N/A is shown where the base number of responses is less than 10 during the period. % is calculated as Quantity/Base number*100

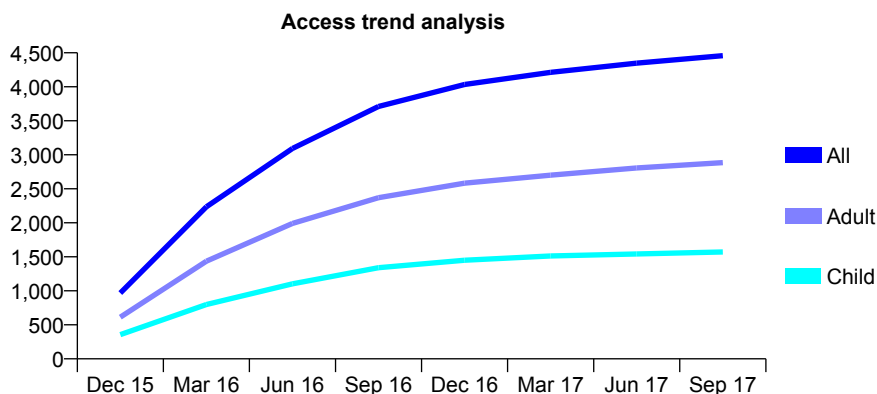
Q68 - Vital Signs At a Glance Contract Report for 120545/0001 - September 2017

Name or company name	Henfield Dental Surgery Partnership
Contract type name	GDS Contract
Purpose of contract	General
Contract start date	31/10/2015
Contract end date	

17/18 Contracted general activity (UDA)	13,000
Carry forward general activity (UDA)	359
17/18 Contracted orthodontic activity (UOA)	0
Carry forward orthodontic activity (UOA)	0
Baseline contract value	£343,951.16

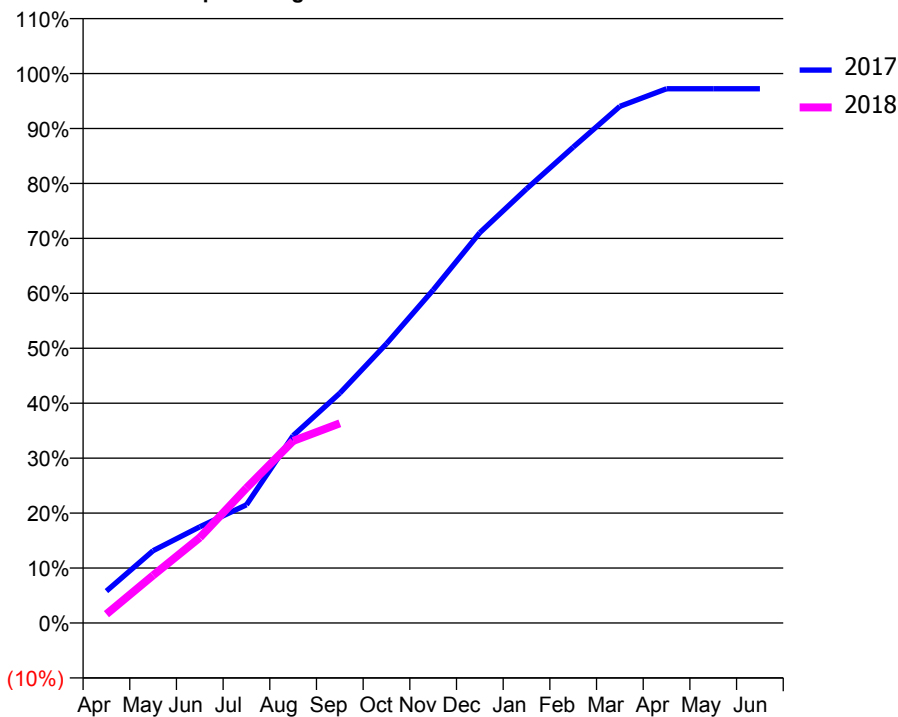
ACCESS*

Patients seen in 24 months	Total	Change since previous quarter
Quarter ending September 2016	3,710	
Quarter ending December 2016	4,034	↑
Quarter ending March 2017	4,213	↑
Quarter ending June 2017	4,348	↑
Quarter ending September 2017	4,457	↑
Variance since September 2016	20.1%	↑



ACTIVITY

Cumulative percentage of contracted UDA delivered 2017 & 2018



Adjusted Scheduled Activity (UDA)

Month	2017	2018
April	756	210
May	1,713	1,127
June	2,275	2,020
July	2,796	3,195
August	4,434	4,308
September	5,436	4,725
October	6,607	
November	7,878	
December	9,236	
January	10,271	
February	11,258	
March	12,224	
April	12,640	
May	12,640	
June	12,640	

QUALITY

	Quantity	Base Number	Contract	AT	Region	England
% of FP17s for the same patient ID Re-attending within 3 months - Children	67	1,117	6.0%	9.3%	11.4%	11.9%
% of FP17s for the same patient ID Re-attending within 3 months - Adults	274	1,829	15.0%	15.0%	15.7%	15.9%
% of FP17s for the same patient ID Re-attending between 3 & 9 months - Children	681	1,117	61.0%	59.5%	60.6%	58.1%
% of FP17s for the same patient ID Re-attending between 3 & 9 months - Adults	1,080	1,829	59.0%	51.2%	52.0%	50.6%
% of FP17s for Band 1 Urgent Courses	212	2,730	7.8%	9.6%	9.6%	9.1%
% of FP17s Relating to Free Repair or Replacements	2	2,730	0.1%	0.6%	0.7%	0.8%
% of FP17s Relating to Continuations	57	2,730	2.1%	0.9%	1.0%	1.1%
% of Patients satisfied with the dentistry they have received	13	13	100.0%	90.4%	91.6%	91.4%
% of Patients satisfied with the time they had to wait for an appointment	13	13	100.0%	87.3%	87.9%	87.7%

* This is based on patients treated on this contract for their most recent course of treatment. Figures in italics indicate the base number of FP17s or Patient Questionnaire responses are less than 100. N/A is shown where the base number of responses is less than 10 during the period. % is calculated as Quantity/Base number*100

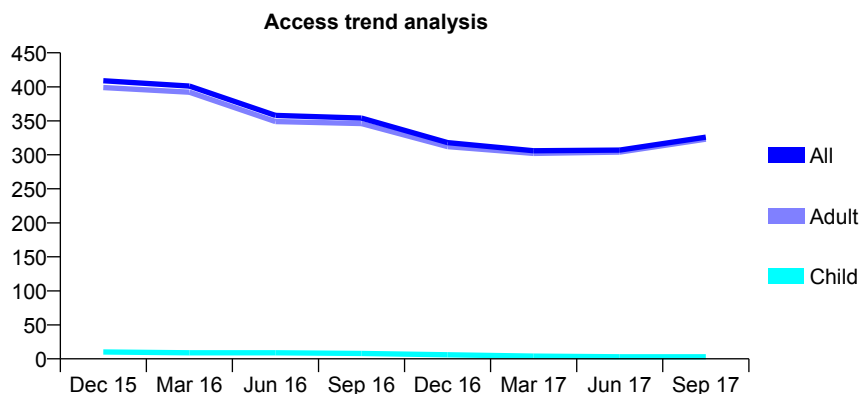
Q68 - Vital Signs At a Glance Contract Report for 121371/0001 - September 2017

Name or company name	Sussex Community NHS Trust
Contract type name	PDS Contract
Purpose of contract	General
Contract start date	01/04/2011
Contract end date	31/03/2019

17/18 Contracted general activity (UDA)	2,000
Carry forward general activity (UDA)	0
17/18 Contracted orthodontic activity (UOA)	0
Carry forward orthodontic activity (UOA)	0
Baseline contract value	£2,225,288.74

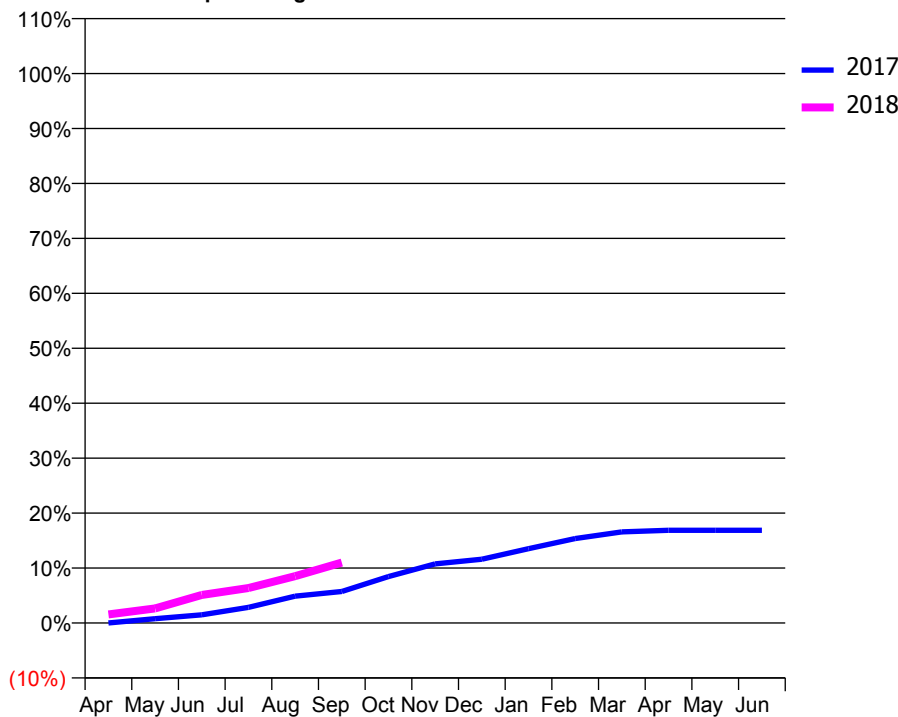
ACCESS*

Patients seen in 24 months	Total	Change since previous quarter
Quarter ending September 2016	354	
Quarter ending December 2016	318	↓
Quarter ending March 2017	306	↓
Quarter ending June 2017	307	→
Quarter ending September 2017	326	↑
Variance since September 2016	(7.9%)	↓



ACTIVITY

Cumulative percentage of contracted UDA delivered 2017 & 2018



Month	Adjusted Scheduled Activity (UDA)	
	2017	2018
April	0	31
May	16	53
June	30	102
July	57	128
August	98	171
September	115	220
October	169	
November	215	
December	232	
January	270	
February	307	
March	332	
April	338	
May	338	
June	338	

QUALITY

	Quantity	Base Number	Contract	AT	Region	England
% of FP17s for the same patient ID Re-attending within 3 months - Children	0	2	0.0%	9.3%	11.4%	11.9%
% of FP17s for the same patient ID Re-attending within 3 months - Adults	1	115	0.9%	15.0%	15.7%	15.9%
% of FP17s for the same patient ID Re-attending between 3 & 9 months - Children	1	2	50.0%	59.5%	60.6%	58.1%
% of FP17s for the same patient ID Re-attending between 3 & 9 months - Adults	7	115	6.1%	51.2%	52.0%	50.6%
% of FP17s for Band 1 Urgent Courses	5	113	4.4%	9.6%	9.6%	9.1%
% of FP17s Relating to Free Repair or Replacements	0	113	0.0%	0.6%	0.7%	0.8%
% of FP17s Relating to Continuations	0	113	0.0%	0.9%	1.0%	1.1%
% of Patients satisfied with the dentistry they have received	1	1	N/A	90.4%	91.6%	91.4%
% of Patients satisfied with the time they had to wait for an appointment	0	1	N/A	87.3%	87.9%	87.7%

* This is based on patients treated on this contract for their most recent course of treatment. Figures in italics indicate the base number of FP17s or Patient Questionnaire responses are less than 100. N/A is shown where the base number of responses is less than 10 during the period. % is calculated as Quantity/Base number*100

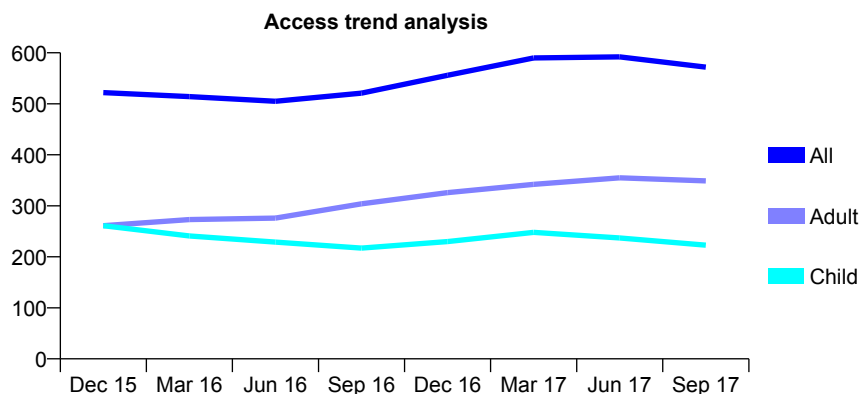
Q68 - Vital Signs At a Glance Contract Report for 121371/0002 - September 2017

Name or company name	Sussex Community NHS Trust
Contract type name	PDS Contract
Purpose of contract	General
Contract start date	01/04/2011
Contract end date	31/03/2019

17/18 Contracted general activity (UDA)	1,600
Carry forward general activity (UDA)	0
17/18 Contracted orthodontic activity (UOA)	0
Carry forward orthodontic activity (UOA)	0
Baseline contract value	£35,285.01

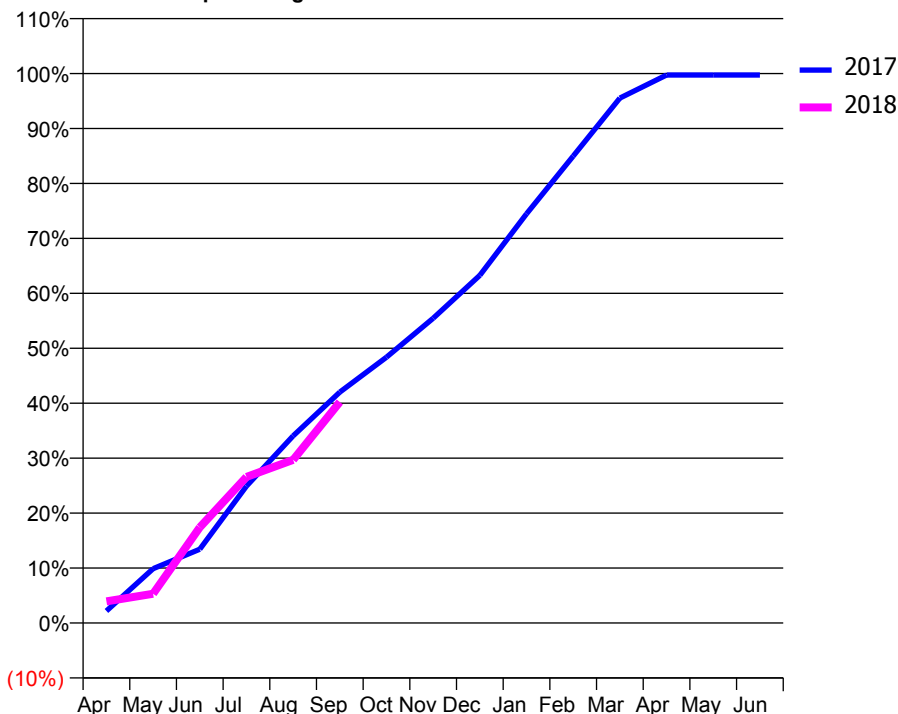
ACCESS*

Patients seen in 24 months	Total	Change since previous quarter
Quarter ending September 2016	521	
Quarter ending December 2016	556	↑
Quarter ending March 2017	590	↑
Quarter ending June 2017	592	→
Quarter ending September 2017	572	↓
Variance since September 2016	9.8%	↑



ACTIVITY

Cumulative percentage of contracted UDA delivered 2017 & 2018



Month	Adjusted Scheduled Activity (UDA)	
	2017	2018
April	35	63
May	158	85
June	215	278
July	398	425
August	545	475
September	672	643
October	774	
November	887	
December	1,012	
January	1,191	
February	1,359	
March	1,529	
April	1,596	
May	1,596	
June	1,596	

QUALITY

	Quantity	Base Number	Contract	AT	Region	England
% of FP17s for the same patient ID Re-attending within 3 months - Children	4	146	2.7%	9.3%	11.4%	11.9%
% of FP17s for the same patient ID Re-attending within 3 months - Adults	18	199	9.0%	15.0%	15.7%	15.9%
% of FP17s for the same patient ID Re-attending between 3 & 9 months - Children	38	146	26.0%	59.5%	60.6%	58.1%
% of FP17s for the same patient ID Re-attending between 3 & 9 months - Adults	103	199	51.8%	51.2%	52.0%	50.6%
% of FP17s for Band 1 Urgent Courses	12	313	3.8%	9.6%	9.6%	9.1%
% of FP17s Relating to Free Repair or Replacements	0	313	0.0%	0.6%	0.7%	0.8%
% of FP17s Relating to Continuations	3	313	1.0%	0.9%	1.0%	1.1%
% of Patients satisfied with the dentistry they have received	1	1	N/A	90.4%	91.6%	91.4%
% of Patients satisfied with the time they had to wait for an appointment	1	1	N/A	87.3%	87.9%	87.7%

* This is based on patients treated on this contract for their most recent course of treatment. Figures in italics indicate the base number of FP17s or Patient Questionnaire responses are less than 100. N/A is shown where the base number of responses is less than 10 during the period. % is calculated as Quantity/Base number*100

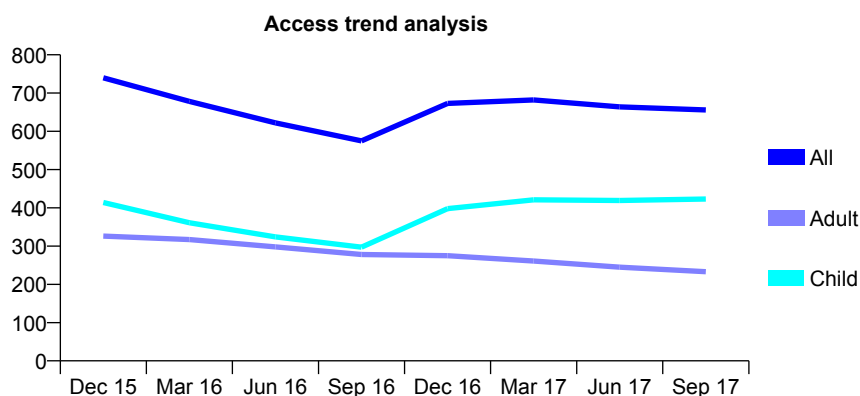
Q68 - Vital Signs At a Glance Contract Report for 121371/0004 - September 2017

Name or company name	Sussex Community NHS Trust
Contract type name	PDS Contract
Purpose of contract	General
Contract start date	01/04/2011
Contract end date	31/03/2019

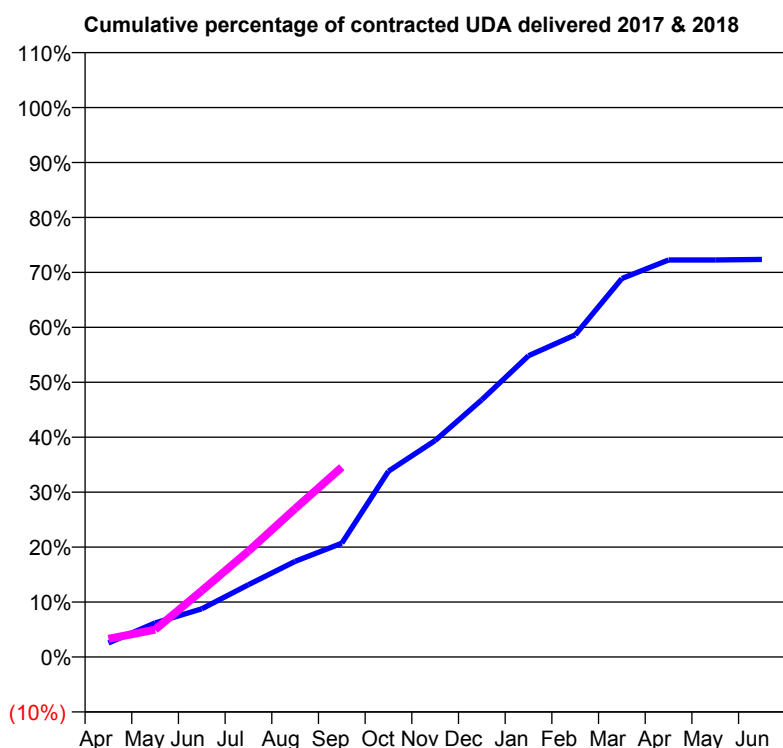
17/18 Contracted general activity (UDA)	2,450
Carry forward general activity (UDA)	0
17/18 Contracted orthodontic activity (UOA)	0
Carry forward orthodontic activity (UOA)	0
Baseline contract value	£69,701.39

ACCESS*

Patients seen in 24 months	Total	Change since previous quarter
Quarter ending September 2016	575	
Quarter ending December 2016	673	↑
Quarter ending March 2017	682	→
Quarter ending June 2017	664	↓
Quarter ending September 2017	656	↓
Variance since September 2016	14.1%	↑



ACTIVITY



Adjusted Scheduled Activity (UDA)		
Month	2017	2018
April	63	81
May	152	122
June	215	296
July	322	472
August	426	661
September	507	846
October	829	
November	965	
December	1,147	
January	1,343	
February	1,436	
March	1,687	
April	1,770	
May	1,770	
June	1,772	

QUALITY

	Quantity	Base Number	Contract	AT	Region	England
% of FP17s for the same patient ID Re-attending within 3 months - Children	30	323	9.3%	9.3%	11.4%	11.9%
% of FP17s for the same patient ID Re-attending within 3 months - Adults	18	146	12.3%	15.0%	15.7%	15.9%
% of FP17s for the same patient ID Re-attending between 3 & 9 months - Children	72	323	22.3%	59.5%	60.6%	58.1%
% of FP17s for the same patient ID Re-attending between 3 & 9 months - Adults	56	146	38.4%	51.2%	52.0%	50.6%
% of FP17s for Band 1 Urgent Courses	7	431	1.6%	9.6%	9.6%	9.1%
% of FP17s Relating to Free Repair or Replacements	1	431	0.2%	0.6%	0.7%	0.8%
% of FP17s Relating to Continuations	1	431	0.2%	0.9%	1.0%	1.1%
% of Patients satisfied with the dentistry they have received	0	0	N/A	90.4%	91.6%	91.4%
% of Patients satisfied with the time they had to wait for an appointment	0	0	N/A	87.3%	87.9%	87.7%

* This is based on patients treated on this contract for their most recent course of treatment. Figures in italics indicate the base number of FP17s or Patient Questionnaire responses are less than 100. N/A is shown where the base number of responses is less than 10 during the period. % is calculated as Quantity/Base number*100

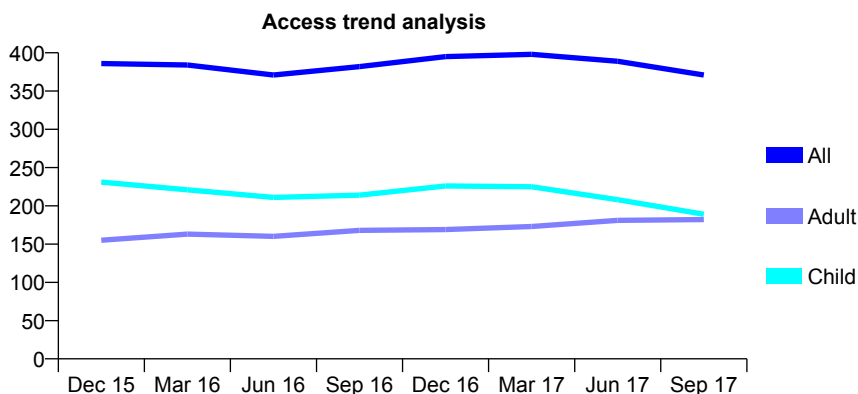
Q68 - Vital Signs At a Glance Contract Report for 121371/0005 - September 2017

Name or company name	Sussex Community NHS Trust
Contract type name	PDS Contract
Purpose of contract	General
Contract start date	01/04/2011
Contract end date	31/03/2019

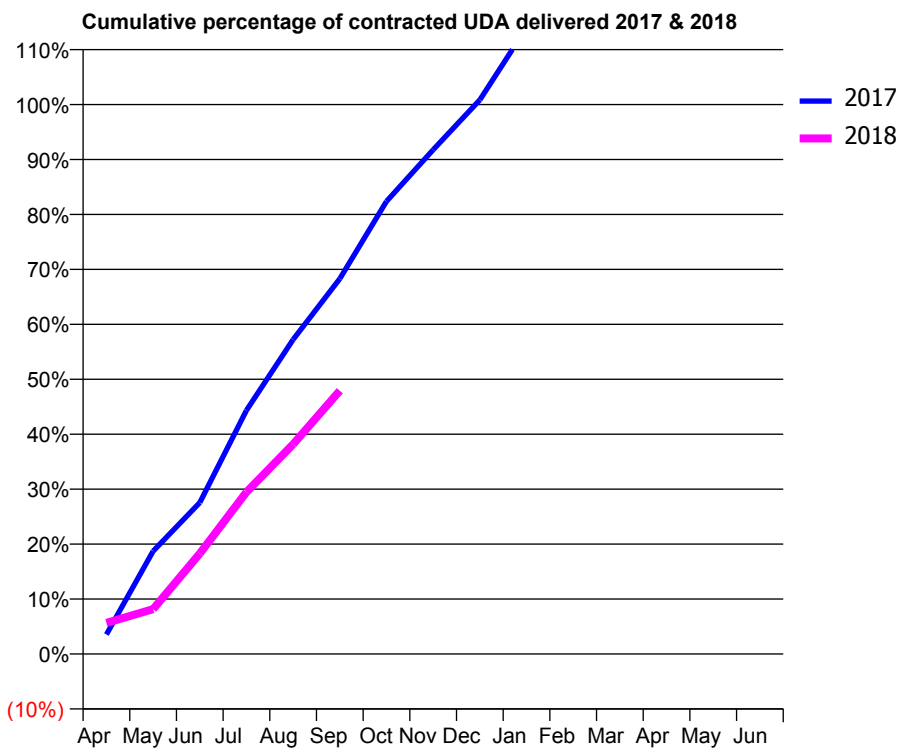
17/18 Contracted general activity (UDA)	760
Carry forward general activity (UDA)	0
17/18 Contracted orthodontic activity (UOA)	0
Carry forward orthodontic activity (UOA)	0
Baseline contract value	£14,685.05

ACCESS*

Patients seen in 24 months	Total	Change since previous quarter
Quarter ending September 2016	382	
Quarter ending December 2016	395	↑
Quarter ending March 2017	398	→
Quarter ending June 2017	389	↓
Quarter ending September 2017	371	↓
Variance since September 2016	(2.9%)	↓



ACTIVITY



Month	Adjusted Scheduled Activity (UDA)	
	2017	2018
April	27	43
May	142	62
June	209	139
July	337	224
August	435	290
September	519	364
October	626	
November	697	
December	766	
January	866	
February	952	
March	1,039	
April	1,071	
May	1,071	
June	1,072	

QUALITY

	Quantity	Base Number	Contract	AT	Region	England
% of FP17s for the same patient ID Re-attending within 3 months - Children	5	113	4.4%	9.3%	11.4%	11.9%
% of FP17s for the same patient ID Re-attending within 3 months - Adults	6	80	7.5%	15.0%	15.7%	15.9%
% of FP17s for the same patient ID Re-attending between 3 & 9 months - Children	31	113	27.4%	59.5%	60.6%	58.1%
% of FP17s for the same patient ID Re-attending between 3 & 9 months - Adults	37	80	46.3%	51.2%	52.0%	50.6%
% of FP17s for Band 1 Urgent Courses	1	179	0.6%	9.6%	9.6%	9.1%
% of FP17s Relating to Free Repair or Replacements	0	179	0.0%	0.6%	0.7%	0.8%
% of FP17s Relating to Continuations	1	179	0.6%	0.9%	1.0%	1.1%
% of Patients satisfied with the dentistry they have received	0	0	N/A	90.4%	91.6%	91.4%
% of Patients satisfied with the time they had to wait for an appointment	0	0	N/A	87.3%	87.9%	87.7%

* This is based on patients treated on this contract for their most recent course of treatment. Figures in italics indicate the base number of FP17s or Patient Questionnaire responses are less than 100. N/A is shown where the base number of responses is less than 10 during the period. % is calculated as Quantity/Base number*100

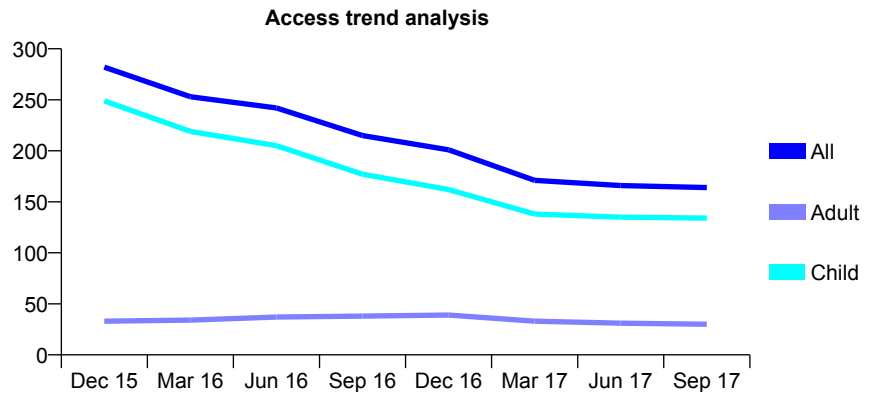
Q68 - Vital Signs At a Glance Contract Report for 121371/0006 - September 2017

Name or company name	Sussex Community NHS Trust
Contract type name	PDS Contract
Purpose of contract	General
Contract start date	01/04/2011
Contract end date	31/03/2019

17/18 Contracted general activity (UDA)	570
Carry forward general activity (UDA)	0
17/18 Contracted orthodontic activity (UOA)	0
Carry forward orthodontic activity (UOA)	0
Baseline contract value	£12,668.28

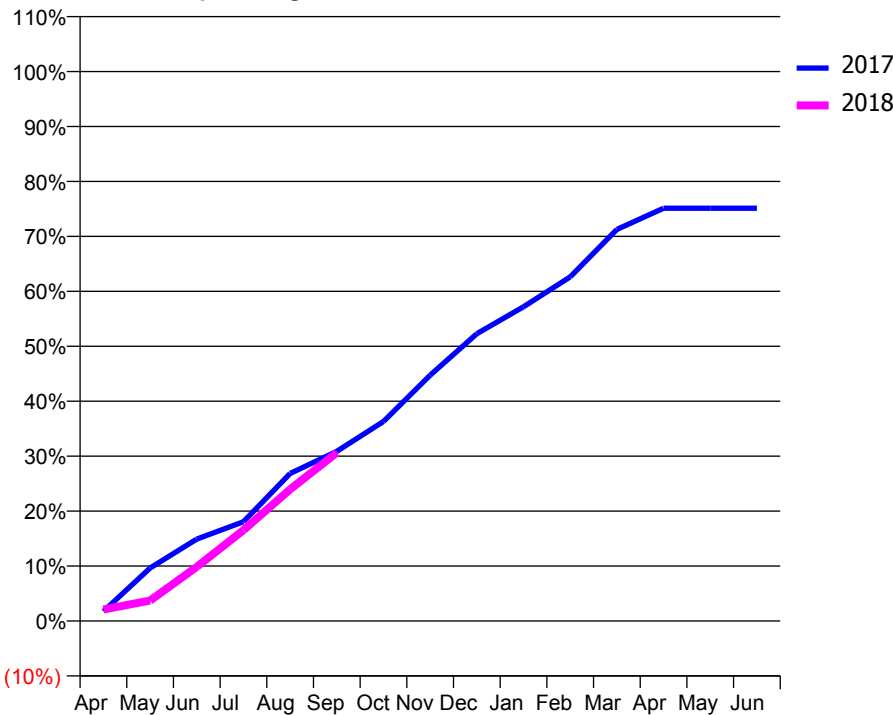
ACCESS*

Patients seen in 24 months	Total	Change since previous quarter
Quarter ending September 2016	215	
Quarter ending December 2016	201	↓
Quarter ending March 2017	171	↓
Quarter ending June 2017	166	↓
Quarter ending September 2017	164	↓
Variance since September 2016	(23.7%)	↓



ACTIVITY

Cumulative percentage of contracted UDA delivered 2017 & 2018



Month	Adjusted Scheduled Activity (UDA)	
	2017	2018
April	10	12
May	55	21
June	85	56
July	103	94
August	153	137
September	176	175
October	207	
November	255	
December	298	
January	326	
February	357	
March	406	
April	428	
May	428	
June	428	

QUALITY

	Quantity	Base Number	Contract	AT	Region	England
% of FP17s for the same patient ID Re-attending within 3 months - Children	3	91	3.3%	9.3%	11.4%	11.9%
% of FP17s for the same patient ID Re-attending within 3 months - Adults	6	17	35.3%	15.0%	15.7%	15.9%
% of FP17s for the same patient ID Re-attending between 3 & 9 months - Children	19	91	20.9%	59.5%	60.6%	58.1%
% of FP17s for the same patient ID Re-attending between 3 & 9 months - Adults	8	17	47.1%	51.2%	52.0%	50.6%
% of FP17s for Band 1 Urgent Courses	3	96	3.1%	9.6%	9.6%	9.1%
% of FP17s Relating to Free Repair or Replacements	0	96	0.0%	0.6%	0.7%	0.8%
% of FP17s Relating to Continuations	0	96	0.0%	0.9%	1.0%	1.1%
% of Patients satisfied with the dentistry they have received	0	0	N/A	90.4%	91.6%	91.4%
% of Patients satisfied with the time they had to wait for an appointment	0	0	N/A	87.3%	87.9%	87.7%

* This is based on patients treated on this contract for their most recent course of treatment. Figures in italics indicate the base number of FP17s or Patient Questionnaire responses are less than 100. N/A is shown where the base number of responses is less than 10 during the period. % is calculated as Quantity/Base number*100

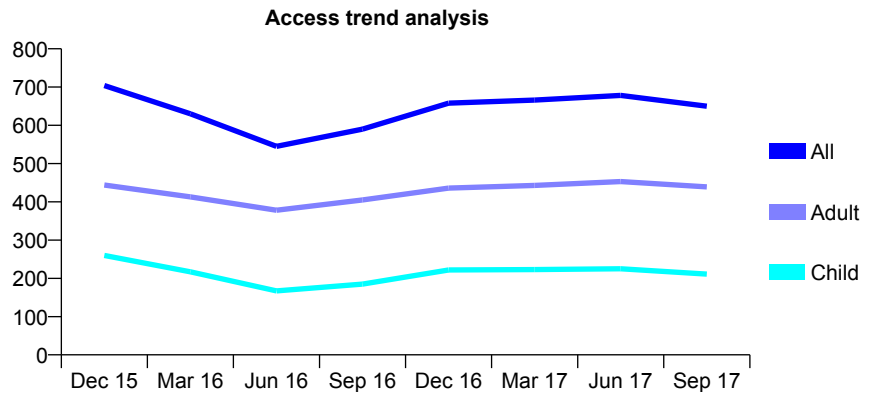
Q68 - Vital Signs At a Glance Contract Report for 121371/0007 - September 2017

Name or company name	Sussex Community NHS Trust
Contract type name	PDS Contract
Purpose of contract	General
Contract start date	01/04/2011
Contract end date	31/03/2019

17/18 Contracted general activity (UDA)	1,320
Carry forward general activity (UDA)	0
17/18 Contracted orthodontic activity (UOA)	0
Carry forward orthodontic activity (UOA)	0
Baseline contract value	£138,912.54

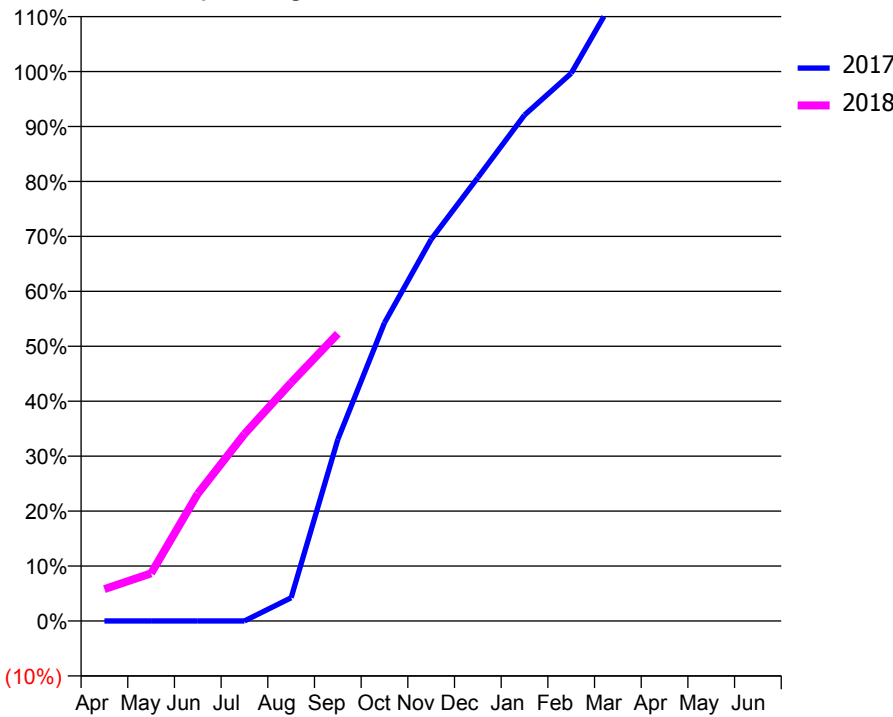
ACCESS*

Patients seen in 24 months	Total	Change since previous quarter
Quarter ending September 2016	590	
Quarter ending December 2016	658	↑
Quarter ending March 2017	666	→
Quarter ending June 2017	678	→
Quarter ending September 2017	650	↓
Variance since September 2016	10.2%	↑



ACTIVITY

Cumulative percentage of contracted UDA delivered 2017 & 2018



Month	Adjusted Scheduled Activity (UDA)	
	2017	2018
April	0	77
May	0	115
June	0	306
July	0	449
August	56	573
September	436	690
October	716	
November	917	
December	1,065	
January	1,215	
February	1,316	
March	1,510	
April	1,602	
May	1,602	
June	1,602	

QUALITY

	Quantity	Base Number	Contract	AT	Region	England
% of FP17s for the same patient ID Re-attending within 3 months - Children	12	161	7.5%	9.3%	11.4%	11.9%
% of FP17s for the same patient ID Re-attending within 3 months - Adults	23	265	8.7%	15.0%	15.7%	15.9%
% of FP17s for the same patient ID Re-attending between 3 & 9 months - Children	31	161	19.3%	59.5%	60.6%	58.1%
% of FP17s for the same patient ID Re-attending between 3 & 9 months - Adults	124	265	46.8%	51.2%	52.0%	50.6%
% of FP17s for Band 1 Urgent Courses	11	392	2.8%	9.6%	9.6%	9.1%
% of FP17s Relating to Free Repair or Replacements	2	392	0.5%	0.6%	0.7%	0.8%
% of FP17s Relating to Continuations	1	392	0.3%	0.9%	1.0%	1.1%
% of Patients satisfied with the dentistry they have received	1	1	N/A	90.4%	91.6%	91.4%
% of Patients satisfied with the time they had to wait for an appointment	1	1	N/A	87.3%	87.9%	87.7%

* This is based on patients treated on this contract for their most recent course of treatment. Figures in italics indicate the base number of FP17s or Patient Questionnaire responses are less than 100. N/A is shown where the base number of responses is less than 10 during the period. % is calculated as Quantity/Base number*100

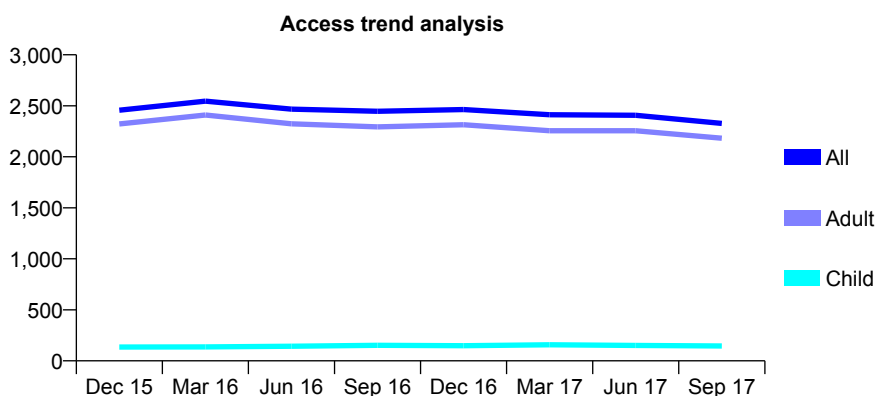
Q68 - Vital Signs At a Glance Contract Report for 121371/0009 - September 2017

Name or company name	Sussex Community NHS Trust
Contract type name	PDS Contract
Purpose of contract	General
Contract start date	01/04/2011
Contract end date	31/03/2019

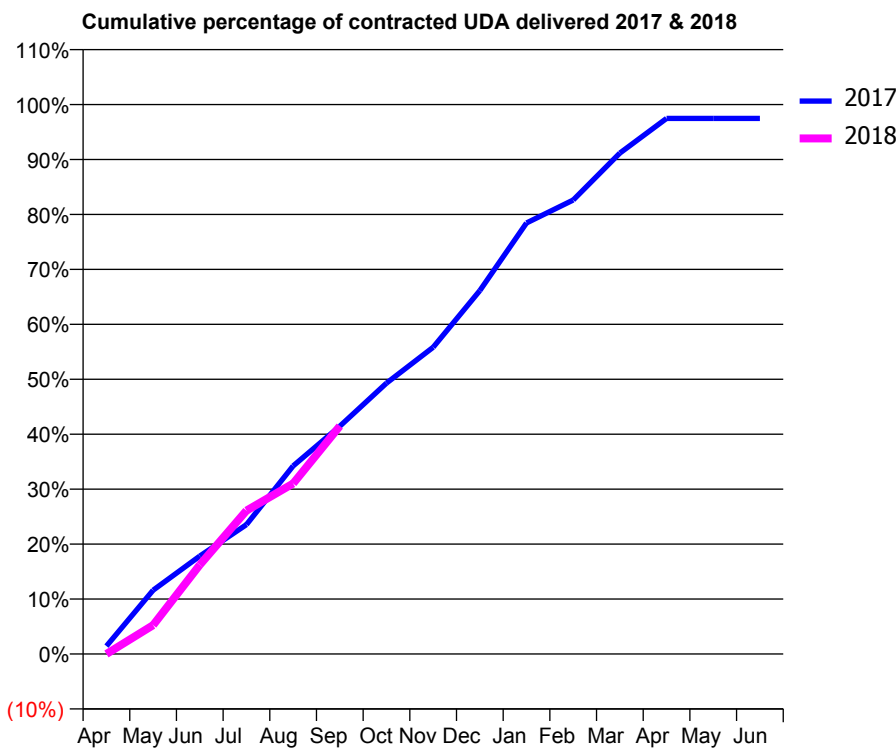
17/18 Contracted general activity (UDA)	4,000
Carry forward general activity (UDA)	0
17/18 Contracted orthodontic activity (UOA)	0
Carry forward orthodontic activity (UOA)	0
Baseline contract value	£237,359.47

ACCESS*

Patients seen in 24 months	Total	Change since previous quarter
Quarter ending September 2016	2,446	
Quarter ending December 2016	2,463	→
Quarter ending March 2017	2,413	↓
Quarter ending June 2017	2,407	→
Quarter ending September 2017	2,328	↓
Variance since September 2016	(4.8%)	↓



ACTIVITY



Month	Adjusted Scheduled Activity (UDA)	
	2017	2018
April	58	0
May	464	210
June	713	649
July	942	1,044
August	1,369	1,241
September	1,658	1,660
October	1,972	
November	2,233	
December	2,646	
January	3,138	
February	3,305	
March	3,647	
April	3,899	
May	3,899	
June	3,899	

QUALITY

	Quantity	Base Number	Contract	AT	Region	England
% of FP17s for the same patient ID Re-attending within 3 months - Children	8	168	4.8%	9.3%	11.4%	11.9%
% of FP17s for the same patient ID Re-attending within 3 months - Adults	86	1,475	5.8%	15.0%	15.7%	15.9%
% of FP17s for the same patient ID Re-attending between 3 & 9 months - Children	4	168	2.4%	59.5%	60.6%	58.1%
% of FP17s for the same patient ID Re-attending between 3 & 9 months - Adults	62	1,475	4.2%	51.2%	52.0%	50.6%
% of FP17s for Band 1 Urgent Courses	1,430	1,430	100.0%	9.6%	9.6%	9.1%
% of FP17s Relating to Free Repair or Replacements	0	1,430	0.0%	0.6%	0.7%	0.8%
% of FP17s Relating to Continuations	0	1,430	0.0%	0.9%	1.0%	1.1%
% of Patients satisfied with the dentistry they have received	0	0	N/A	90.4%	91.6%	91.4%
% of Patients satisfied with the time they had to wait for an appointment	0	0	N/A	87.3%	87.9%	87.7%

* This is based on patients treated on this contract for their most recent course of treatment. Figures in italics indicate the base number of FP17s or Patient Questionnaire responses are less than 100. N/A is shown where the base number of responses is less than 10 during the period. % is calculated as Quantity/Base number*100

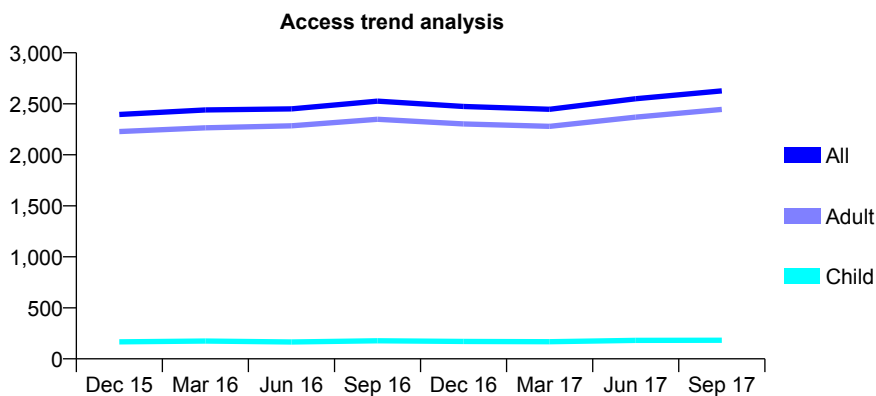
Q68 - Vital Signs At a Glance Contract Report for 121371/0010 - September 2017

Name or company name	Sussex Community NHS Trust
Contract type name	GDS Contract
Purpose of contract	General
Contract start date	01/04/2011
Contract end date	31/03/2019

17/18 Contracted general activity (UDA)	4,000
Carry forward general activity (UDA)	0
17/18 Contracted orthodontic activity (UOA)	0
Carry forward orthodontic activity (UOA)	0
Baseline contract value	£199,986.74

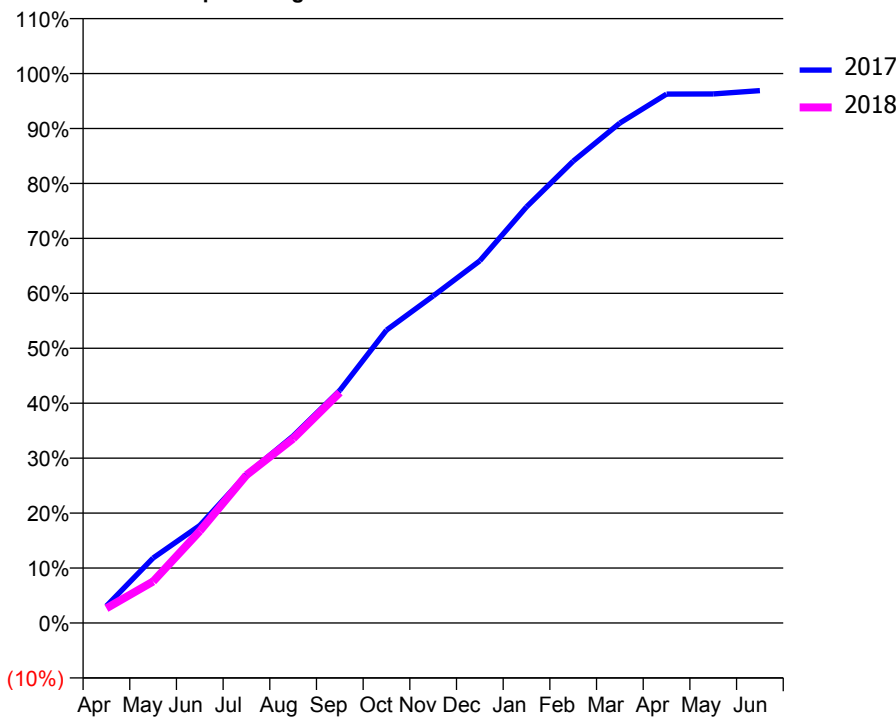
ACCESS*

Patients seen in 24 months	Total	Change since previous quarter
Quarter ending September 2016	2,526	
Quarter ending December 2016	2,474	↓
Quarter ending March 2017	2,447	↓
Quarter ending June 2017	2,550	↑
Quarter ending September 2017	2,627	↑
Variance since September 2016	4.0%	↑



ACTIVITY

Cumulative percentage of contracted UDA delivered 2017 & 2018



Month	2017	2018
April	123	107
May	473	302
June	710	670
July	1,081	1,077
August	1,361	1,342
September	1,693	1,678
October	2,132	
November	2,381	
December	2,636	
January	3,029	
February	3,362	
March	3,639	
April	3,850	
May	3,852	
June	3,876	

QUALITY

	Quantity	Base Number	Contract	AT	Region	England
% of FP17s for the same patient ID Re-attending within 3 months - Children	5	161	3.1%	9.3%	11.4%	11.9%
% of FP17s for the same patient ID Re-attending within 3 months - Adults	67	1,479	4.5%	15.0%	15.7%	15.9%
% of FP17s for the same patient ID Re-attending between 3 & 9 months - Children	2	161	1.2%	59.5%	60.6%	58.1%
% of FP17s for the same patient ID Re-attending between 3 & 9 months - Adults	52	1,479	3.5%	51.2%	52.0%	50.6%
% of FP17s for Band 1 Urgent Courses	1,415	1,415	100.0%	9.6%	9.6%	9.1%
% of FP17s Relating to Free Repair or Replacements	0	1,415	0.0%	0.6%	0.7%	0.8%
% of FP17s Relating to Continuations	0	1,415	0.0%	0.9%	1.0%	1.1%
% of Patients satisfied with the dentistry they have received	0	0	N/A	90.4%	91.6%	91.4%
% of Patients satisfied with the time they had to wait for an appointment	0	0	N/A	87.3%	87.9%	87.7%

* This is based on patients treated on this contract for their most recent course of treatment. Figures in italics indicate the base number of FP17s or Patient Questionnaire responses are less than 100. N/A is shown where the base number of responses is less than 10 during the period. % is calculated as Quantity/Base number*100

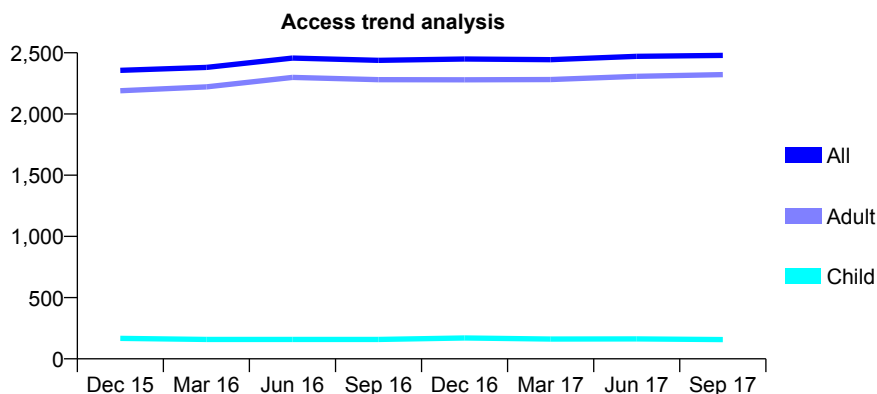
Q68 - Vital Signs At a Glance Contract Report for 121371/0011 - September 2017

Name or company name	Sussex Community NHS Trust
Contract type name	PDS Contract
Purpose of contract	General
Contract start date	01/04/2011
Contract end date	31/03/2019

17/18 Contracted general activity (UDA)	4,000
Carry forward general activity (UDA)	0
17/18 Contracted orthodontic activity (UOA)	0
Carry forward orthodontic activity (UOA)	0
Baseline contract value	£220,721.05

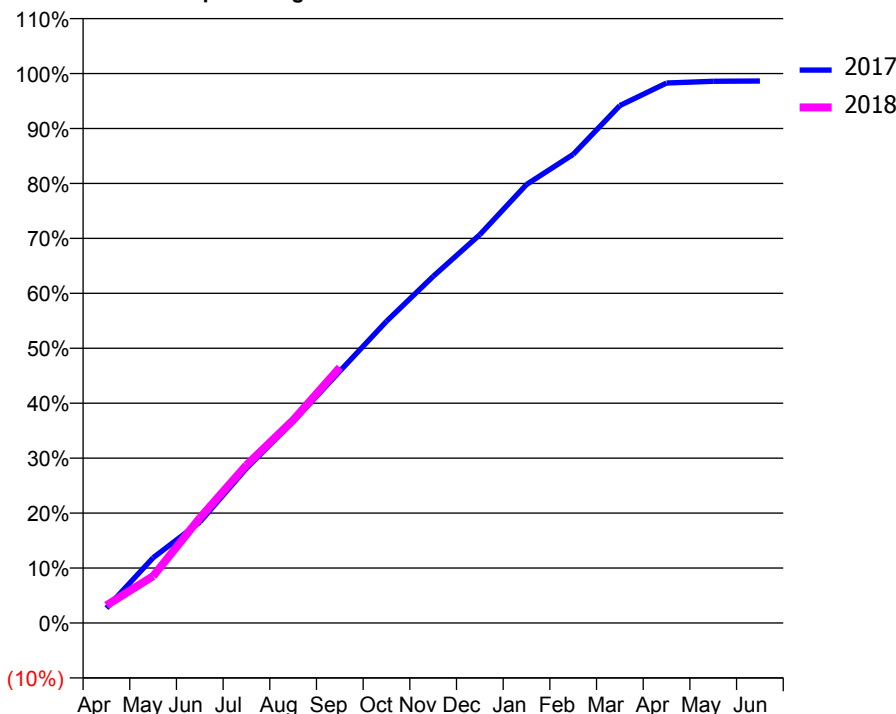
ACCESS*

Patients seen in 24 months	Total	Change since previous quarter
Quarter ending September 2016	2,438	
Quarter ending December 2016	2,449	→
Quarter ending March 2017	2,444	→
Quarter ending June 2017	2,471	→
Quarter ending September 2017	2,479	→
Variance since September 2016	1.7%	→



ACTIVITY

Cumulative percentage of contracted UDA delivered 2017 & 2018



Month	Adjusted Scheduled Activity (UDA)	
	2017	2018
April	108	128
May	475	341
June	734	764
July	1,127	1,150
August	1,468	1,477
September	1,834	1,860
October	2,196	
November	2,524	
December	2,827	
January	3,192	
February	3,412	
March	3,767	
April	3,931	
May	3,943	
June	3,946	

QUALITY

	Quantity	Base Number	Contract	AT	Region	England
% of FP17s for the same patient ID Re-attending within 3 months - Children	3	195	1.5%	9.3%	11.4%	11.9%
% of FP17s for the same patient ID Re-attending within 3 months - Adults	62	1,507	4.1%	15.0%	15.7%	15.9%
% of FP17s for the same patient ID Re-attending between 3 & 9 months - Children	3	195	1.5%	59.5%	60.6%	58.1%
% of FP17s for the same patient ID Re-attending between 3 & 9 months - Adults	45	1,507	3.0%	51.2%	52.0%	50.6%
% of FP17s for Band 1 Urgent Courses	1,550	1,550	100.0%	9.6%	9.6%	9.1%
% of FP17s Relating to Free Repair or Replacements	0	1,550	0.0%	0.6%	0.7%	0.8%
% of FP17s Relating to Continuations	0	1,550	0.0%	0.9%	1.0%	1.1%
% of Patients satisfied with the dentistry they have received	0	0	N/A	90.4%	91.6%	91.4%
% of Patients satisfied with the time they had to wait for an appointment	0	0	N/A	87.3%	87.9%	87.7%

* This is based on patients treated on this contract for their most recent course of treatment. Figures in italics indicate the base number of FP17s or Patient Questionnaire responses are less than 100. N/A is shown where the base number of responses is less than 10 during the period. % is calculated as Quantity/Base number*100

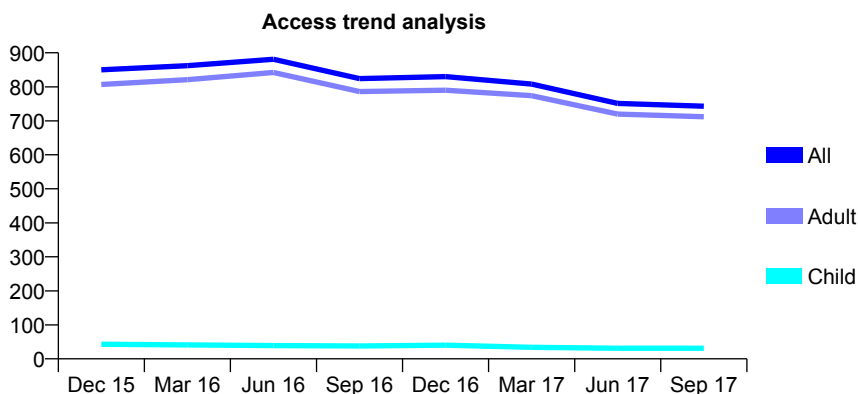
Q68 - Vital Signs At a Glance Contract Report for 121371/0012 - September 2017

Name or company name	Sussex Community NHS Trust
Contract type name	PDS Contract
Purpose of contract	General
Contract start date	01/04/2011
Contract end date	31/03/2019

17/18 Contracted general activity (UDA)	1,500
Carry forward general activity (UDA)	0
17/18 Contracted orthodontic activity (UOA)	0
Carry forward orthodontic activity (UOA)	0
Baseline contract value	£116,485.43

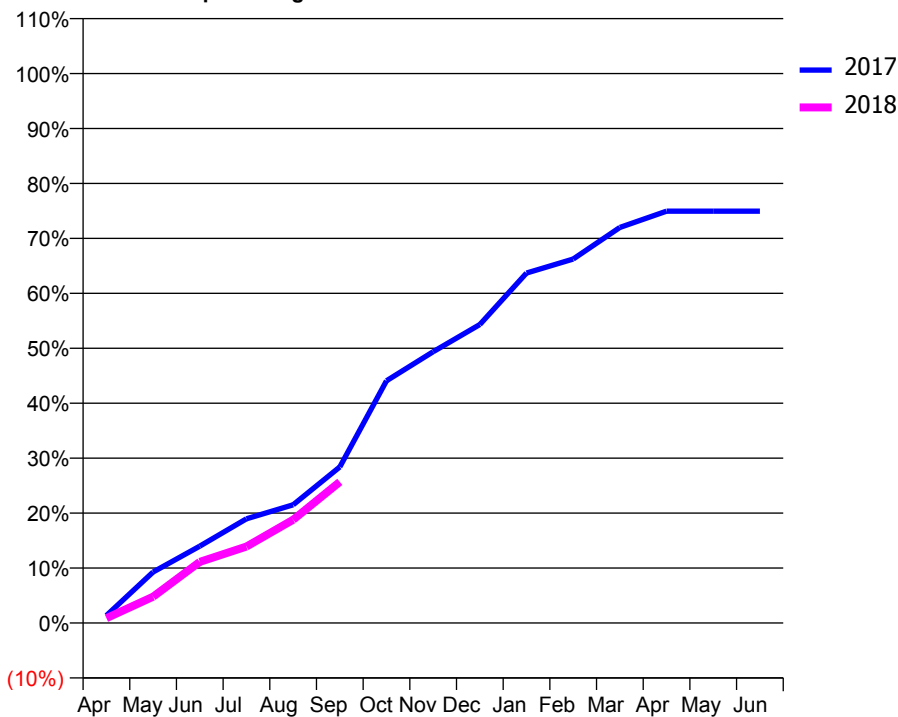
ACCESS*

Patients seen in 24 months	Total	Change since previous quarter
Quarter ending September 2016	824	
Quarter ending December 2016	830	→
Quarter ending March 2017	808	↓
Quarter ending June 2017	751	↓
Quarter ending September 2017	743	↓
Variance since September 2016	(9.8%)	↓



ACTIVITY

Cumulative percentage of contracted UDA delivered 2017 & 2018



Adjusted Scheduled Activity (UDA)

Month	2017	2018
April	20	13
May	139	72
June	210	167
July	284	209
August	323	282
September	426	385
October	661	
November	740	
December	815	
January	955	
February	994	
March	1,080	
April	1,124	
May	1,124	
June	1,124	

QUALITY

	Quantity	Base Number	Contract	AT	Region	England
% of FP17s for the same patient ID Re-attending within 3 months - Children	0	48	0.0%	9.3%	11.4%	11.9%
% of FP17s for the same patient ID Re-attending within 3 months - Adults	5	396	1.3%	15.0%	15.7%	15.9%
% of FP17s for the same patient ID Re-attending between 3 & 9 months - Children	0	48	0.0%	59.5%	60.6%	58.1%
% of FP17s for the same patient ID Re-attending between 3 & 9 months - Adults	8	396	2.0%	51.2%	52.0%	50.6%
% of FP17s for Band 1 Urgent Courses	360	360	100.0%	9.6%	9.6%	9.1%
% of FP17s Relating to Free Repair or Replacements	0	360	0.0%	0.6%	0.7%	0.8%
% of FP17s Relating to Continuations	0	360	0.0%	0.9%	1.0%	1.1%
% of Patients satisfied with the dentistry they have received	0	0	N/A	90.4%	91.6%	91.4%
% of Patients satisfied with the time they had to wait for an appointment	0	0	N/A	87.3%	87.9%	87.7%

* This is based on patients treated on this contract for their most recent course of treatment. Figures in italics indicate the base number of FP17s or Patient Questionnaire responses are less than 100. N/A is shown where the base number of responses is less than 10 during the period. % is calculated as Quantity/Base number*100

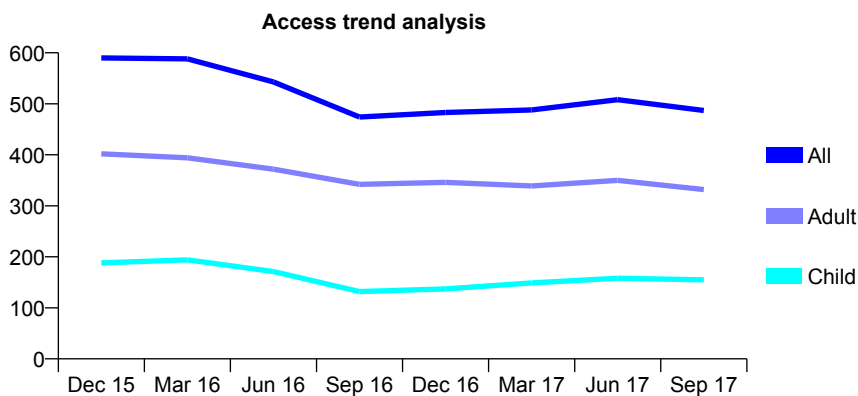
Q68 - Vital Signs At a Glance Contract Report for 121371/0014 - September 2017

Name or company name	Sussex Community NHS Trust
Contract type name	PDS Contract
Purpose of contract	General
Contract start date	01/04/2011
Contract end date	31/03/2019

17/18 Contracted general activity (UDA)	2,425
Carry forward general activity (UDA)	0
17/18 Contracted orthodontic activity (UOA)	0
Carry forward orthodontic activity (UOA)	0
Baseline contract value	£13,395.01

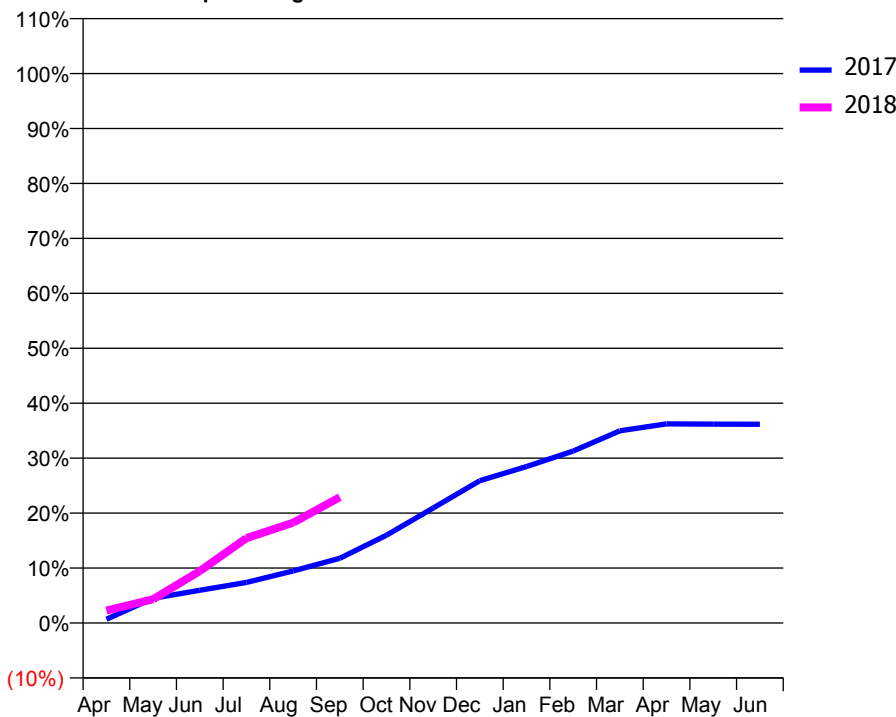
ACCESS*

Patients seen in 24 months	Total	Change since previous quarter
Quarter ending September 2016	474	
Quarter ending December 2016	483	→
Quarter ending March 2017	488	→
Quarter ending June 2017	508	↑
Quarter ending September 2017	487	↓
Variance since September 2016	2.7%	↑



ACTIVITY

Cumulative percentage of contracted UDA delivered 2017 & 2018



Adjusted Scheduled Activity (UDA)

Month	2017	2018
April	17	55
May	109	105
June	144	229
July	179	374
August	230	443
September	286	555
October	388	
November	508	
December	628	
January	691	
February	759	
March	848	
April	879	
May	878	
June	877	

QUALITY

	Quantity	Base Number	Contract	AT	Region	England
% of FP17s for the same patient ID Re-attending within 3 months - Children	7	126	5.6%	9.3%	11.4%	11.9%
% of FP17s for the same patient ID Re-attending within 3 months - Adults	15	202	7.4%	15.0%	15.7%	15.9%
% of FP17s for the same patient ID Re-attending between 3 & 9 months - Children	32	126	25.4%	59.5%	60.6%	58.1%
% of FP17s for the same patient ID Re-attending between 3 & 9 months - Adults	70	202	34.7%	51.2%	52.0%	50.6%
% of FP17s for Band 1 Urgent Courses	11	312	3.5%	9.6%	9.6%	9.1%
% of FP17s Relating to Free Repair or Replacements	1	312	0.3%	0.6%	0.7%	0.8%
% of FP17s Relating to Continuations	0	312	0.0%	0.9%	1.0%	1.1%
% of Patients satisfied with the dentistry they have received	0	1	N/A	90.4%	91.6%	91.4%
% of Patients satisfied with the time they had to wait for an appointment	0	1	N/A	87.3%	87.9%	87.7%

* This is based on patients treated on this contract for their most recent course of treatment. Figures in italics indicate the base number of FP17s or Patient Questionnaire responses are less than 100. N/A is shown where the base number of responses is less than 10 during the period. % is calculated as Quantity/Base number*100

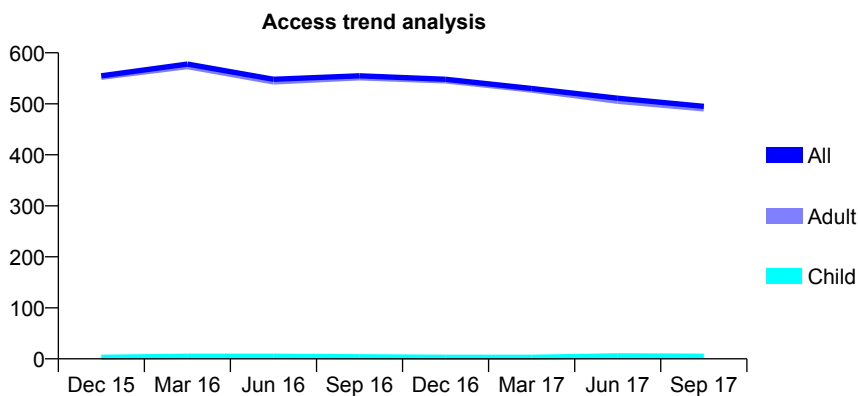
Q68 - Vital Signs At a Glance Contract Report for 121371/0015 - September 2017

Name or company name	Sussex Community NHS Trust
Contract type name	PDS Contract
Purpose of contract	General
Contract start date	01/10/2012
Contract end date	31/03/2019

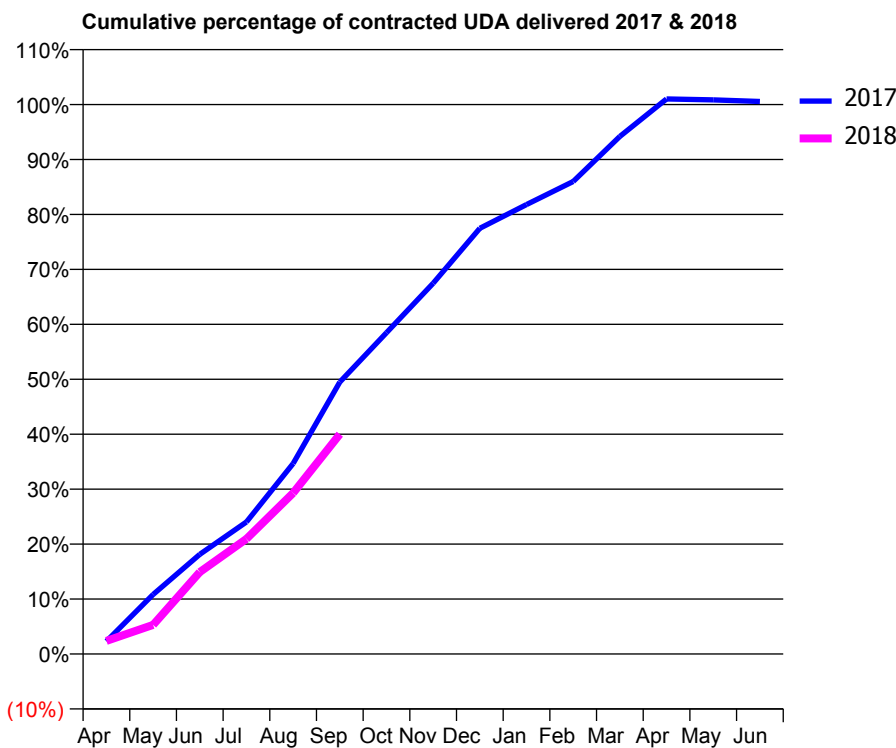
17/18 Contracted general activity (UDA)	1,000
Carry forward general activity (UDA)	0
17/18 Contracted orthodontic activity (UOA)	0
Carry forward orthodontic activity (UOA)	0
Baseline contract value	£85,149.69

ACCESS*

Patients seen in 24 months	Total	Change since previous quarter
Quarter ending September 2016	555	
Quarter ending December 2016	548	↓
Quarter ending March 2017	530	↓
Quarter ending June 2017	511	↓
Quarter ending September 2017	495	↓
Variance since September 2016	(10.8%)	↓



ACTIVITY



Adjusted Scheduled Activity (UDA)		
Month	2017	2018
April	23	24
May	108	53
June	181	149
July	240	210
August	347	293
September	495	400
October	585	
November	675	
December	775	
January	818	
February	860	
March	942	
April	1,010	
May	1,008	
June	1,005	

QUALITY

	Quantity	Base Number	Contract	AT	Region	England
% of FP17s for the same patient ID Re-attending within 3 months - Children	0	6	0.0%	9.3%	11.4%	11.9%
% of FP17s for the same patient ID Re-attending within 3 months - Adults	11	168	6.5%	15.0%	15.7%	15.9%
% of FP17s for the same patient ID Re-attending between 3 & 9 months - Children	1	6	16.7%	59.5%	60.6%	58.1%
% of FP17s for the same patient ID Re-attending between 3 & 9 months - Adults	33	168	19.6%	51.2%	52.0%	50.6%
% of FP17s for Band 1 Urgent Courses	10	156	6.4%	9.6%	9.6%	9.1%
% of FP17s Relating to Free Repair or Replacements	5	156	3.2%	0.6%	0.7%	0.8%
% of FP17s Relating to Continuations	0	156	0.0%	0.9%	1.0%	1.1%
% of Patients satisfied with the dentistry they have received	1	1	N/A	90.4%	91.6%	91.4%
% of Patients satisfied with the time they had to wait for an appointment	1	1	N/A	87.3%	87.9%	87.7%

* This is based on patients treated on this contract for their most recent course of treatment. Figures in italics indicate the base number of FP17s or Patient Questionnaire responses are less than 100. N/A is shown where the base number of responses is less than 10 during the period. % is calculated as Quantity/Base number*100

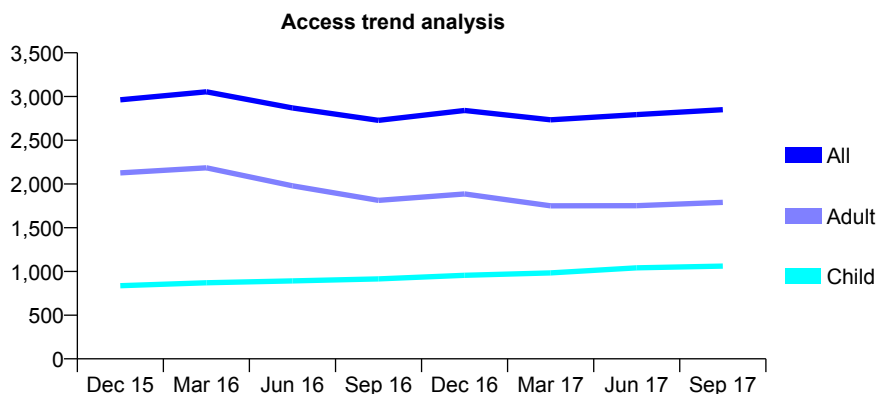
Q68 - Vital Signs At a Glance Contract Report for 122327/0001 - September 2017

Name or company name	Mr O Adelstone, Mr M Patel and Ms P Pate
Contract type name	GDS Contract
Purpose of contract	General
Contract start date	05/02/2014
Contract end date	

17/18 Contracted general activity (UDA)	9,500
Carry forward general activity (UDA)	-190
17/18 Contracted orthodontic activity (UOA)	0
Carry forward orthodontic activity (UOA)	0
Baseline contract value	£255,105.24

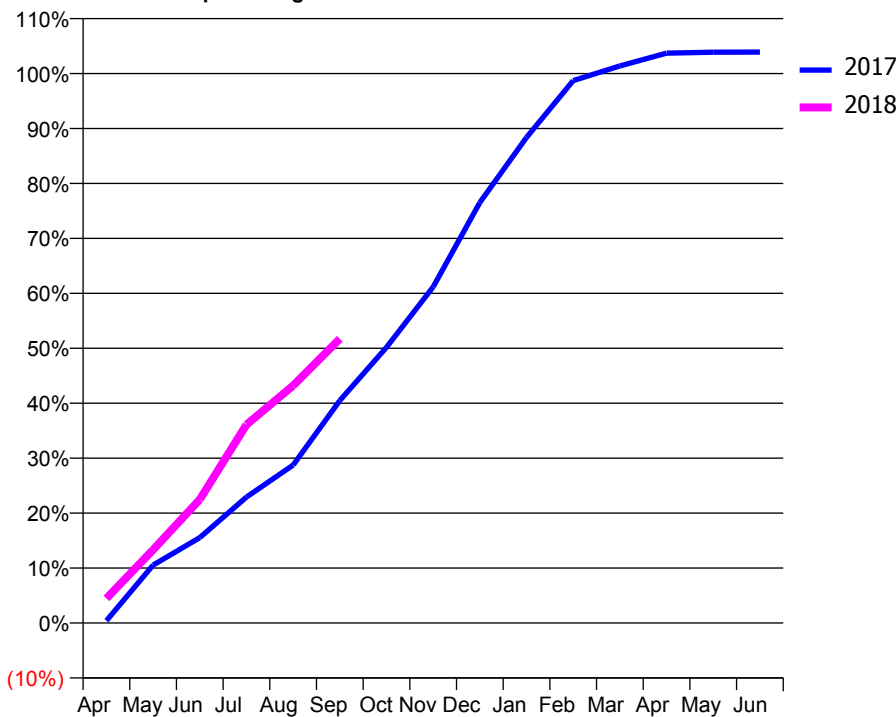
ACCESS*

Patients seen in 24 months	Total	Change since previous quarter
Quarter ending September 2016	2,727	
Quarter ending December 2016	2,841	↑
Quarter ending March 2017	2,733	↓
Quarter ending June 2017	2,793	↑
Quarter ending September 2017	2,850	↑
Variance since September 2016	4.5%	↑



ACTIVITY

Cumulative percentage of contracted UDA delivered 2017 & 2018



Adjusted Scheduled Activity (UDA)

Month	2017	2018
April	41	425
May	1,001	1,267
June	1,476	2,135
July	2,178	3,430
August	2,730	4,105
September	3,846	4,914
October	4,766	
November	5,810	
December	7,270	
January	8,396	
February	9,377	
March	9,631	
April	9,851	
May	9,867	
June	9,871	

QUALITY

	Quantity	Base Number	Contract	AT	Region	England
% of FP17s for the same patient ID Re-attending within 3 months - Children	28	799	3.5%	9.3%	11.4%	11.9%
% of FP17s for the same patient ID Re-attending within 3 months - Adults	44	676	6.5%	15.0%	15.7%	15.9%
% of FP17s for the same patient ID Re-attending between 3 & 9 months - Children	456	799	57.1%	59.5%	60.6%	58.1%
% of FP17s for the same patient ID Re-attending between 3 & 9 months - Adults	299	676	44.2%	51.2%	52.0%	50.6%
% of FP17s for Band 1 Urgent Courses	35	1,413	2.5%	9.6%	9.6%	9.1%
% of FP17s Relating to Free Repair or Replacements	3	1,413	0.2%	0.6%	0.7%	0.8%
% of FP17s Relating to Continuations	8	1,413	0.6%	0.9%	1.0%	1.1%
% of Patients satisfied with the dentistry they have received	4	5	N/A	90.4%	91.6%	91.4%
% of Patients satisfied with the time they had to wait for an appointment	4	5	N/A	87.3%	87.9%	87.7%

* This is based on patients treated on this contract for their most recent course of treatment. Figures in italics indicate the base number of FP17s or Patient Questionnaire responses are less than 100. N/A is shown where the base number of responses is less than 10 during the period. % is calculated as Quantity/Base number*100

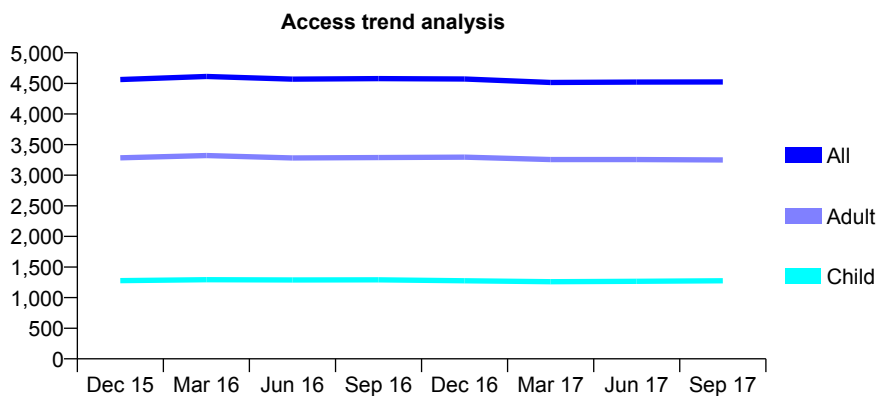
Q68 - Vital Signs At a Glance Contract Report for 122351/0001 - September 2017

Name or company name	DR S KHORAMI LTD
Contract type name	GDS Contract
Purpose of contract	General
Contract start date	01/09/2007
Contract end date	

17/18 Contracted general activity (UDA)	8,828
Carry forward general activity (UDA)	-174
17/18 Contracted orthodontic activity (UOA)	0
Carry forward orthodontic activity (UOA)	0
Baseline contract value	£237,329.14

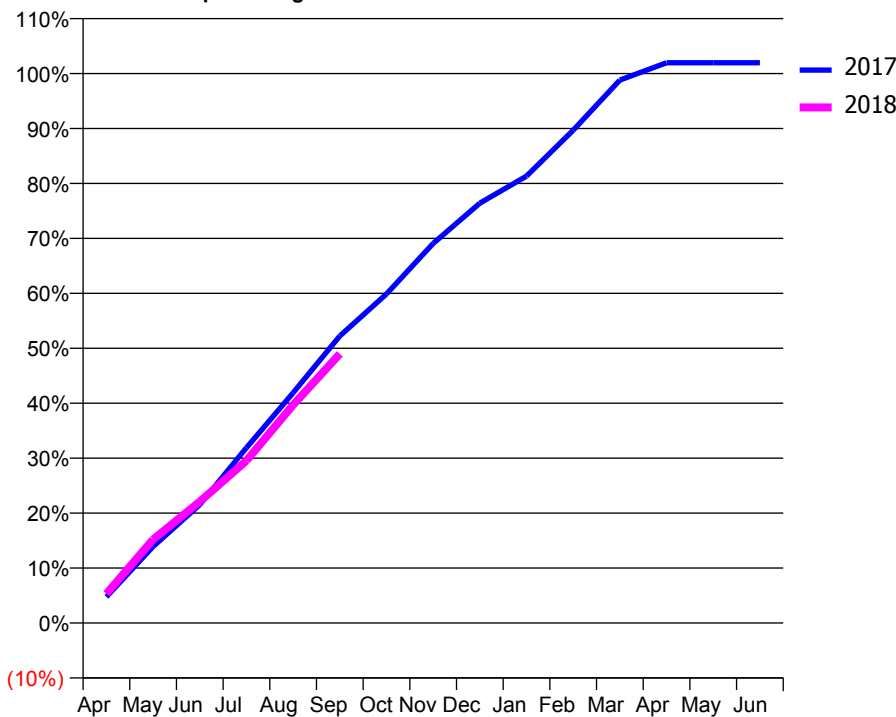
ACCESS*

Patients seen in 24 months	Total	Change since previous quarter
Quarter ending September 2016	4,578	
Quarter ending December 2016	4,571	→
Quarter ending March 2017	4,515	↓
Quarter ending June 2017	4,522	→
Quarter ending September 2017	4,525	→
Variance since September 2016	(1.2%)	↓



ACTIVITY

Cumulative percentage of contracted UDA delivered 2017 & 2018



Adjusted Scheduled Activity (UDA)

Month	2017	2018
April	421	471
May	1,228	1,342
June	1,902	1,950
July	2,816	2,609
August	3,698	3,503
September	4,611	4,324
October	5,285	
November	6,099	
December	6,746	
January	7,179	
February	7,916	
March	8,722	
April	9,002	
May	9,002	
June	9,002	

QUALITY

	Quantity	Base Number	Contract	AT	Region	England
% of FP17s for the same patient ID Re-attending within 3 months - Children	53	1,062	5.0%	9.3%	11.4%	11.9%
% of FP17s for the same patient ID Re-attending within 3 months - Adults	308	2,480	12.4%	15.0%	15.7%	15.9%
% of FP17s for the same patient ID Re-attending between 3 & 9 months - Children	701	1,062	66.0%	59.5%	60.6%	58.1%
% of FP17s for the same patient ID Re-attending between 3 & 9 months - Adults	1,541	2,480	62.1%	51.2%	52.0%	50.6%
% of FP17s for Band 1 Urgent Courses	203	2,746	7.4%	9.6%	9.6%	9.1%
% of FP17s Relating to Free Repair or Replacements	11	2,746	0.4%	0.6%	0.7%	0.8%
% of FP17s Relating to Continuations	16	2,746	0.6%	0.9%	1.0%	1.1%
% of Patients satisfied with the dentistry they have received	6	7	N/A	90.4%	91.6%	91.4%
% of Patients satisfied with the time they had to wait for an appointment	7	7	N/A	87.3%	87.9%	87.7%

* This is based on patients treated on this contract for their most recent course of treatment. Figures in italics indicate the base number of FP17s or Patient Questionnaire responses are less than 100. N/A is shown where the base number of responses is less than 10 during the period. % is calculated as Quantity/Base number*100

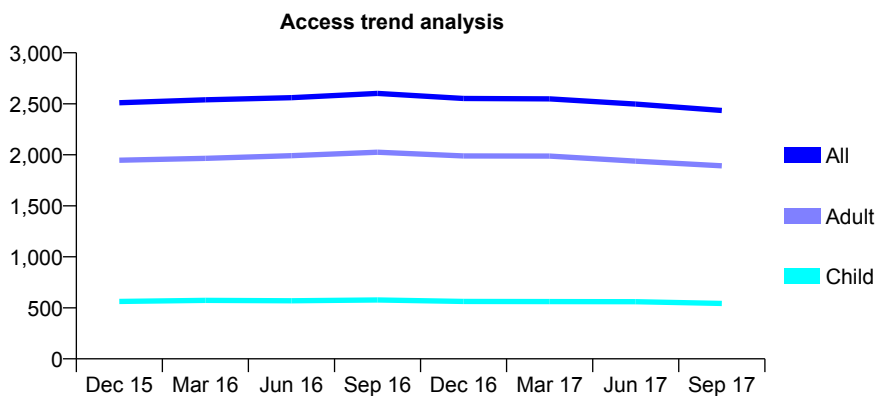
Q68 - Vital Signs At a Glance Contract Report for 122963/0001 - September 2017

Name or company name	Nuvo Dent Ltd
Contract type name	GDS Contract
Purpose of contract	General
Contract start date	01/06/2007
Contract end date	

17/18 Contracted general activity (UDA)	7,000
Carry forward general activity (UDA)	182
17/18 Contracted orthodontic activity (UOA)	0
Carry forward orthodontic activity (UOA)	0
Baseline contract value	£224,859.44

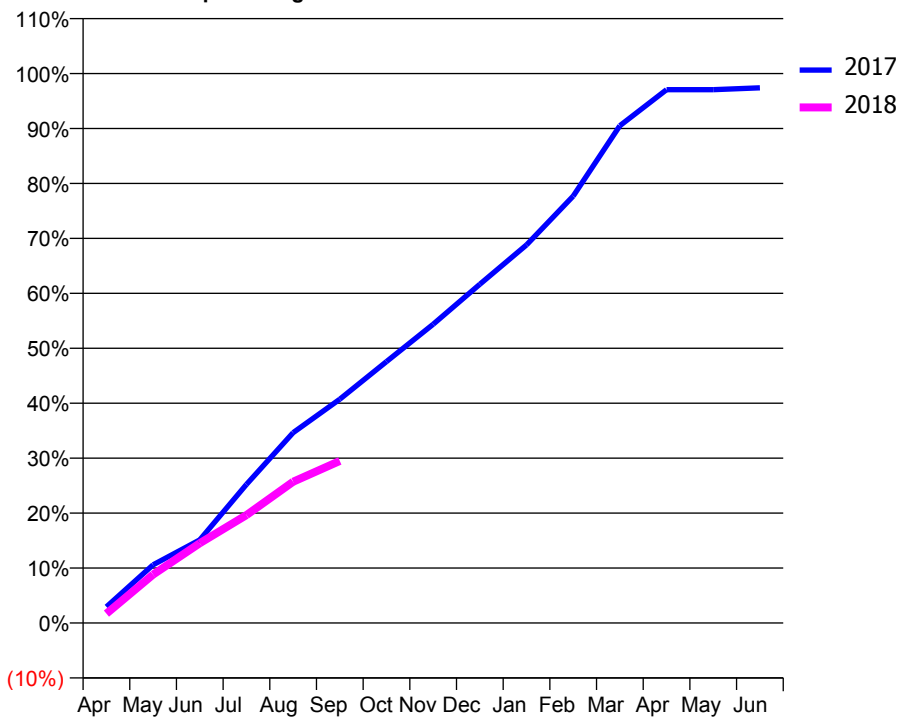
ACCESS*

Patients seen in 24 months	Total	Change since previous quarter
Quarter ending September 2016	2,602	
Quarter ending December 2016	2,552	↓
Quarter ending March 2017	2,548	→
Quarter ending June 2017	2,498	↓
Quarter ending September 2017	2,435	↓
Variance since September 2016	(6.4%)	↓



ACTIVITY

Cumulative percentage of contracted UDA delivered 2017 & 2018



Month	Adjusted Scheduled Activity (UDA)	
	2017	2018
April	207	119
May	742	618
June	1,060	1,017
July	1,766	1,375
August	2,424	1,801
September	2,851	2,066
October	3,330	
November	3,806	
December	4,316	
January	4,817	
February	5,438	
March	6,335	
April	6,794	
May	6,794	
June	6,818	

QUALITY

	Quantity	Base Number	Contract	AT	Region	England
% of FP17s for the same patient ID Re-attending within 3 months - Children	17	363	4.7%	9.3%	11.4%	11.9%
% of FP17s for the same patient ID Re-attending within 3 months - Adults	93	1,092	8.5%	15.0%	15.7%	15.9%
% of FP17s for the same patient ID Re-attending between 3 & 9 months - Children	211	363	58.1%	59.5%	60.6%	58.1%
% of FP17s for the same patient ID Re-attending between 3 & 9 months - Adults	643	1,092	58.9%	51.2%	52.0%	50.6%
% of FP17s for Band 1 Urgent Courses	55	1,283	4.3%	9.6%	9.6%	9.1%
% of FP17s Relating to Free Repair or Replacements	2	1,283	0.2%	0.6%	0.7%	0.8%
% of FP17s Relating to Continuations	7	1,283	0.5%	0.9%	1.0%	1.1%
% of Patients satisfied with the dentistry they have received	2	2	N/A	90.4%	91.6%	91.4%
% of Patients satisfied with the time they had to wait for an appointment	2	2	N/A	87.3%	87.9%	87.7%

* This is based on patients treated on this contract for their most recent course of treatment. Figures in italics indicate the base number of FP17s or Patient Questionnaire responses are less than 100. N/A is shown where the base number of responses is less than 10 during the period. % is calculated as Quantity/Base number*100

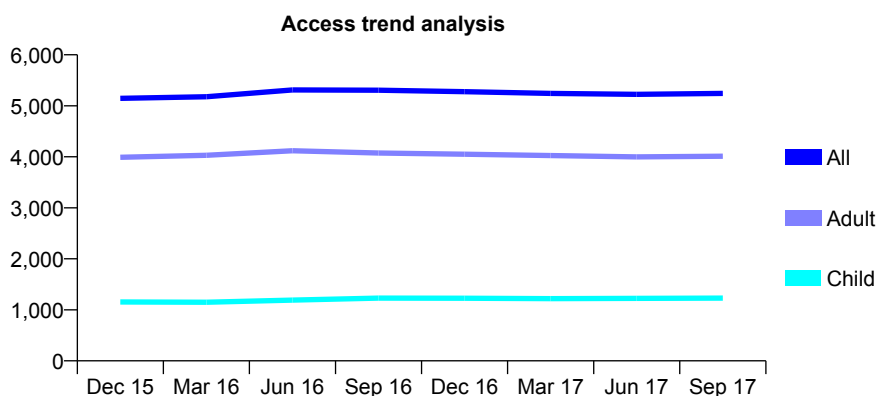
Q68 - Vital Signs At a Glance Contract Report for 123137/0001 - September 2017

Name or company name	South England Dental Practice Partnership
Contract type name	GDS Contract
Purpose of contract	General
Contract start date	01/02/2013
Contract end date	

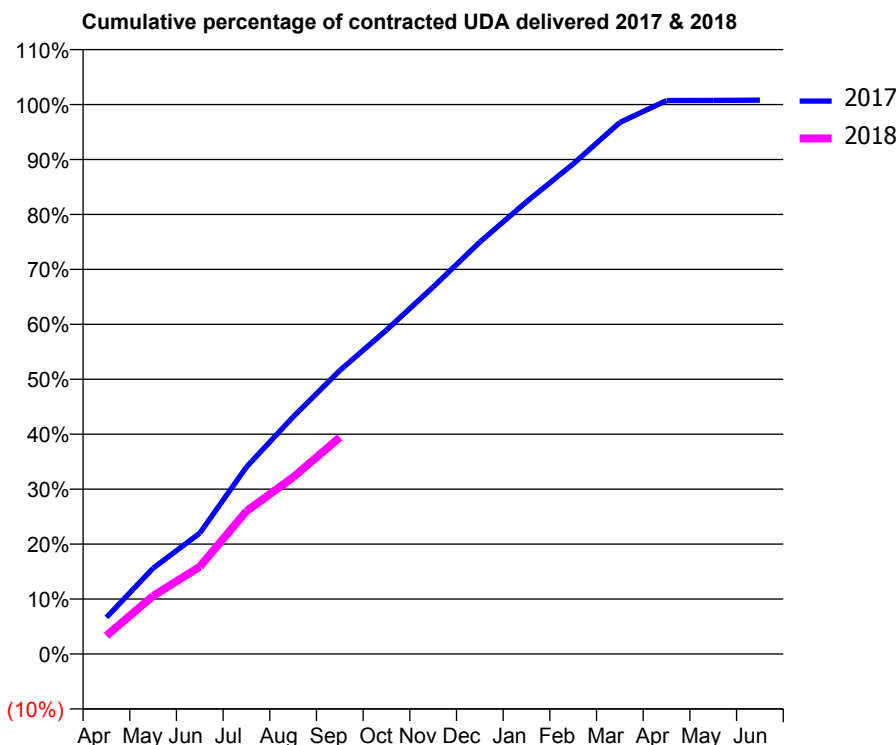
17/18 Contracted general activity (UDA)	14,500
Carry forward general activity (UDA)	-115
17/18 Contracted orthodontic activity (UOA)	0
Carry forward orthodontic activity (UOA)	0
Baseline contract value	£390,618.87

ACCESS*

Patients seen in 24 months	Total	Change since previous quarter
Quarter ending September 2016	5,305	
Quarter ending December 2016	5,278	→
Quarter ending March 2017	5,244	→
Quarter ending June 2017	5,224	→
Quarter ending September 2017	5,242	→
Variance since September 2016	(1.2%)	↓



ACTIVITY



Month	Adjusted Scheduled Activity (UDA)	
	2017	2018
April	967	484
May	2,266	1,533
June	3,191	2,303
July	4,936	3,769
August	6,258	4,664
September	7,481	5,715
October	8,547	
November	9,685	
December	10,871	
January	11,935	
February	12,931	
March	14,026	
April	14,603	
May	14,609	
June	14,615	

QUALITY

	Quantity	Base Number	Contract	AT	Region	England
% of FP17s for the same patient ID Re-attending within 3 months - Children	42	718	5.8%	9.3%	11.4%	11.9%
% of FP17s for the same patient ID Re-attending within 3 months - Adults	309	2,003	15.4%	15.0%	15.7%	15.9%
% of FP17s for the same patient ID Re-attending between 3 & 9 months - Children	334	718	46.5%	59.5%	60.6%	58.1%
% of FP17s for the same patient ID Re-attending between 3 & 9 months - Adults	687	2,003	34.3%	51.2%	52.0%	50.6%
% of FP17s for Band 1 Urgent Courses	320	2,477	12.9%	9.6%	9.6%	9.1%
% of FP17s Relating to Free Repair or Replacements	8	2,477	0.3%	0.6%	0.7%	0.8%
% of FP17s Relating to Continuations	18	2,477	0.7%	0.9%	1.0%	1.1%
% of Patients satisfied with the dentistry they have received	4	5	N/A	90.4%	91.6%	91.4%
% of Patients satisfied with the time they had to wait for an appointment	3	5	N/A	87.3%	87.9%	87.7%

* This is based on patients treated on this contract for their most recent course of treatment. Figures in italics indicate the base number of FP17s or Patient Questionnaire responses are less than 100. N/A is shown where the base number of responses is less than 10 during the period. % is calculated as Quantity/Base number*100

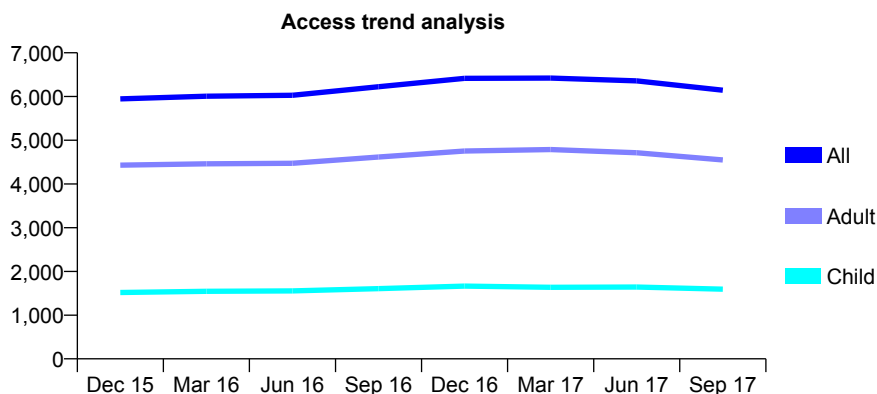
Q68 - Vital Signs At a Glance Contract Report for 123137/0002 - September 2017

Name or company name	South England Dental Practice Partnership
Contract type name	GDS Contract
Purpose of contract	General
Contract start date	02/09/2013
Contract end date	

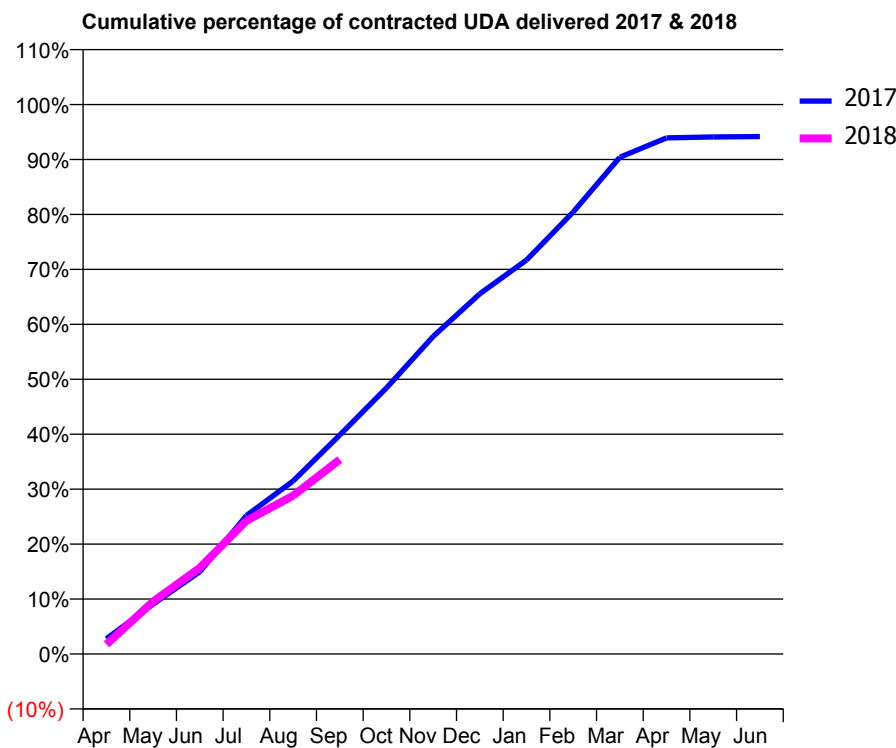
17/18 Contracted general activity (UDA)	17,796
Carry forward general activity (UDA)	0
17/18 Contracted orthodontic activity (UOA)	0
Carry forward orthodontic activity (UOA)	0
Baseline contract value	£454,619.51

ACCESS*

Patients seen in 24 months	Total	Change since previous quarter
Quarter ending September 2016	6,224	
Quarter ending December 2016	6,416	↑
Quarter ending March 2017	6,423	→
Quarter ending June 2017	6,359	→
Quarter ending September 2017	6,145	↓
Variance since September 2016	(1.3%)	↓



ACTIVITY



Month	Adjusted Scheduled Activity (UDA)	
	2017	2018
April	495	312
May	1,617	1,701
June	2,663	2,790
July	4,484	4,316
August	5,605	5,126
September	7,093	6,297
October	8,620	
November	10,286	
December	11,665	
January	12,761	
February	14,313	
March	16,087	
April	16,716	
May	16,745	
June	16,757	

QUALITY

	Quantity	Base Number	Contract	AT	Region	England
% of FP17s for the same patient ID Re-attending within 3 months - Children	26	848	3.1%	9.3%	11.4%	11.9%
% of FP17s for the same patient ID Re-attending within 3 months - Adults	212	2,182	9.7%	15.0%	15.7%	15.9%
% of FP17s for the same patient ID Re-attending between 3 & 9 months - Children	422	848	49.8%	59.5%	60.6%	58.1%
% of FP17s for the same patient ID Re-attending between 3 & 9 months - Adults	994	2,182	45.6%	51.2%	52.0%	50.6%
% of FP17s for Band 1 Urgent Courses	376	2,743	13.7%	9.6%	9.6%	9.1%
% of FP17s Relating to Free Repair or Replacements	18	2,743	0.7%	0.6%	0.7%	0.8%
% of FP17s Relating to Continuations	7	2,743	0.3%	0.9%	1.0%	1.1%
% of Patients satisfied with the dentistry they have received	9	10	90.0%	90.4%	91.6%	91.4%
% of Patients satisfied with the time they had to wait for an appointment	8	10	80.0%	87.3%	87.9%	87.7%

* This is based on patients treated on this contract for their most recent course of treatment. Figures in italics indicate the base number of FP17s or Patient Questionnaire responses are less than 100. N/A is shown where the base number of responses is less than 10 during the period. % is calculated as Quantity/Base number*100

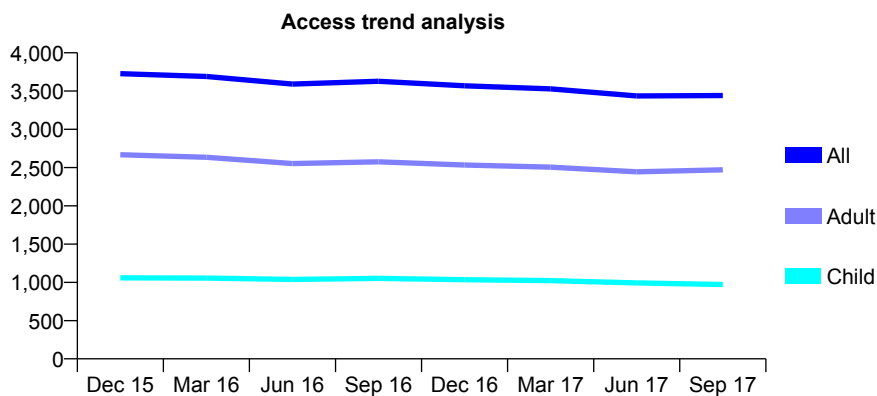
Q68 - Vital Signs At a Glance Contract Report for 123196/0001 - September 2017

Name or company name	Hangleton Dental Practice Limited
Contract type name	GDS Contract
Purpose of contract	General
Contract start date	01/09/2007
Contract end date	

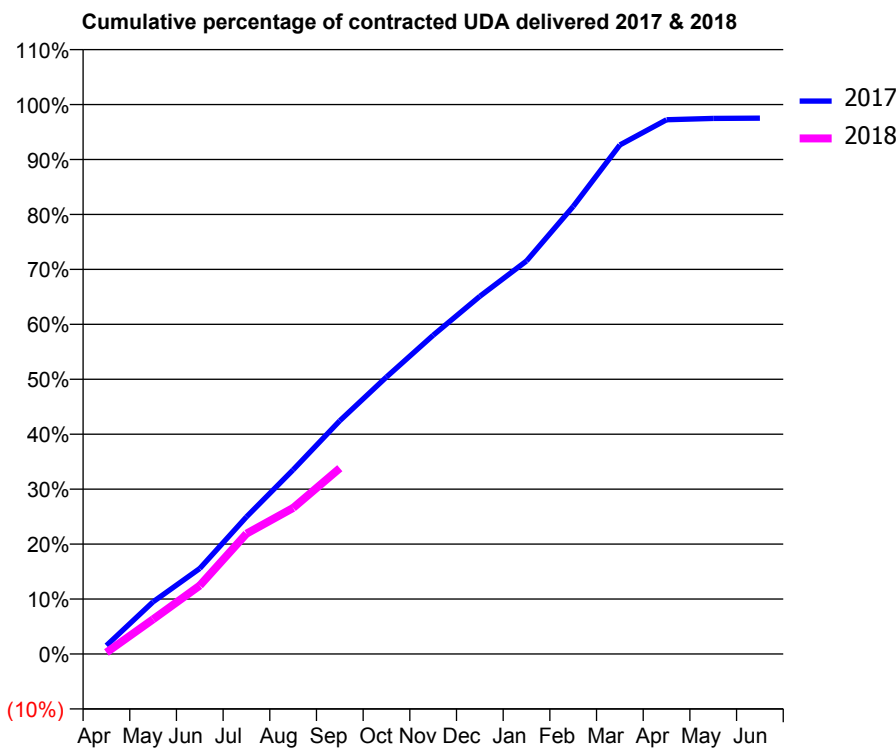
17/18 Contracted general activity (UDA)	11,721
Carry forward general activity (UDA)	290
17/18 Contracted orthodontic activity (UOA)	0
Carry forward orthodontic activity (UOA)	0
Baseline contract value	£299,932.50

ACCESS*

Patients seen in 24 months	Total	Change since previous quarter
Quarter ending September 2016	3,628	
Quarter ending December 2016	3,568	↓
Quarter ending March 2017	3,528	↓
Quarter ending June 2017	3,437	↓
Quarter ending September 2017	3,442	→
Variance since September 2016	(5.1%)	↓



ACTIVITY



Month	Adjusted Scheduled Activity (UDA)	
	2017	2018
April	179	31
May	1,113	741
June	1,824	1,460
July	2,925	2,567
August	3,931	3,117
September	4,976	3,963
October	5,908	
November	6,799	
December	7,630	
January	8,385	
February	9,548	
March	10,858	
April	11,394	
May	11,424	
June	11,430	

QUALITY

	Quantity	Base Number	Contract	AT	Region	England
% of FP17s for the same patient ID Re-attending within 3 months - Children	38	749	5.1%	9.3%	11.4%	11.9%
% of FP17s for the same patient ID Re-attending within 3 months - Adults	228	1,724	13.2%	15.0%	15.7%	15.9%
% of FP17s for the same patient ID Re-attending between 3 & 9 months - Children	479	749	64.0%	59.5%	60.6%	58.1%
% of FP17s for the same patient ID Re-attending between 3 & 9 months - Adults	877	1,724	50.9%	51.2%	52.0%	50.6%
% of FP17s for Band 1 Urgent Courses	167	2,219	7.5%	9.6%	9.6%	9.1%
% of FP17s Relating to Free Repair or Replacements	12	2,219	0.5%	0.6%	0.7%	0.8%
% of FP17s Relating to Continuations	17	2,219	0.8%	0.9%	1.0%	1.1%
% of Patients satisfied with the dentistry they have received	6	6	N/A	90.4%	91.6%	91.4%
% of Patients satisfied with the time they had to wait for an appointment	5	6	N/A	87.3%	87.9%	87.7%

* This is based on patients treated on this contract for their most recent course of treatment. Figures in italics indicate the base number of FP17s or Patient Questionnaire responses are less than 100. N/A is shown where the base number of responses is less than 10 during the period. % is calculated as Quantity/Base number*100

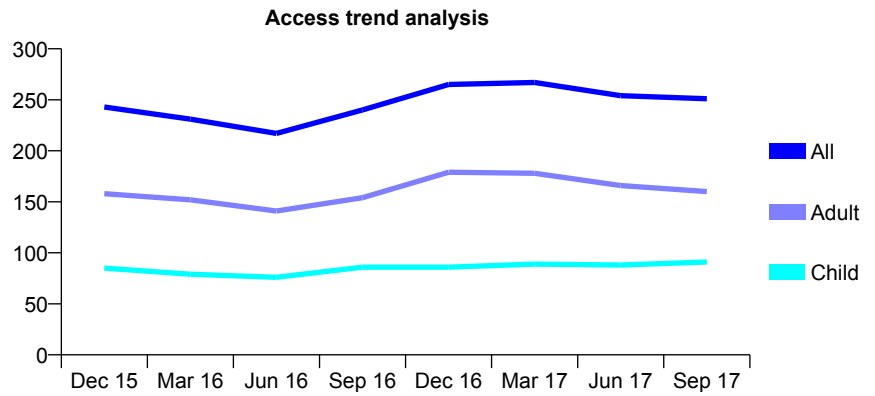
Q68 - Vital Signs At a Glance Contract Report for 123323/0001 - September 2017

Name or company name	Guyver & Patel
Contract type name	GDS Contract
Purpose of contract	General
Contract start date	01/08/2013
Contract end date	

17/18 Contracted general activity (UDA)	820
Carry forward general activity (UDA)	0
17/18 Contracted orthodontic activity (UOA)	0
Carry forward orthodontic activity (UOA)	0
Baseline contract value	£22,805.86

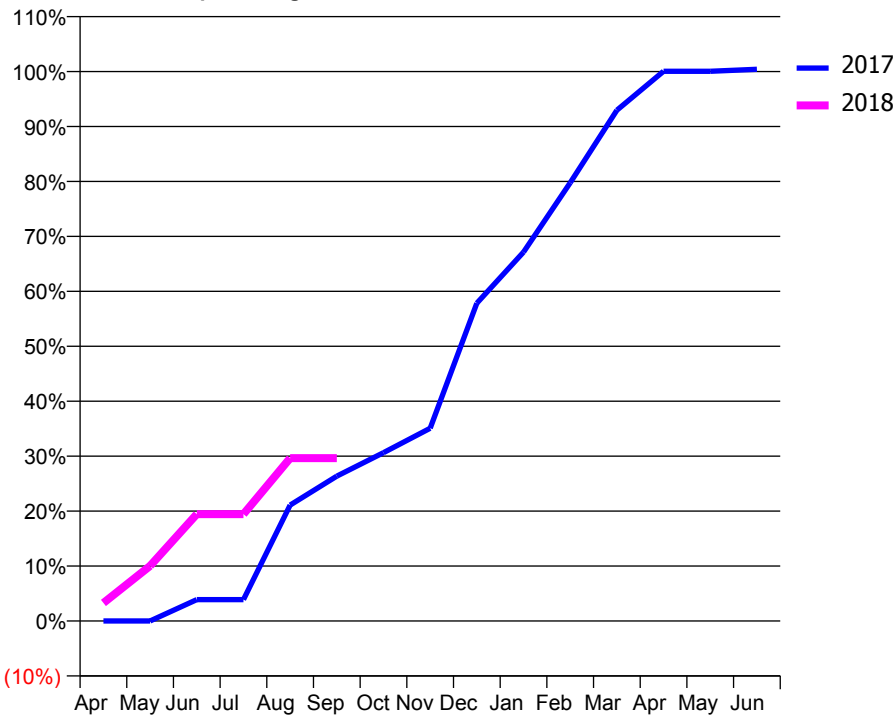
ACCESS*

Patients seen in 24 months	Total	Change since previous quarter
Quarter ending September 2016	240	
Quarter ending December 2016	265	↑
Quarter ending March 2017	267	→
Quarter ending June 2017	254	↓
Quarter ending September 2017	251	↓
Variance since September 2016	4.6%	↑



ACTIVITY

Cumulative percentage of contracted UDA delivered 2017 & 2018



Month	Adjusted Scheduled Activity (UDA)	
	2017	2018
April	0	27
May	0	82
June	32	159
July	32	159
August	173	243
September	216	243
October	251	
November	288	
December	474	
January	551	
February	654	
March	762	
April	820	
May	820	
June	823	

QUALITY

	Quantity	Base Number	Contract	AT	Region	England
% of FP17s for the same patient ID Re-attending within 3 months - Children	1	36	2.8%	9.3%	11.4%	11.9%
% of FP17s for the same patient ID Re-attending within 3 months - Adults	15	75	20.0%	15.0%	15.7%	15.9%
% of FP17s for the same patient ID Re-attending between 3 & 9 months - Children	10	36	27.8%	59.5%	60.6%	58.1%
% of FP17s for the same patient ID Re-attending between 3 & 9 months - Adults	28	75	37.3%	51.2%	52.0%	50.6%
% of FP17s for Band 1 Urgent Courses	10	90	11.1%	9.6%	9.6%	9.1%
% of FP17s Relating to Free Repair or Replacements	0	90	0.0%	0.6%	0.7%	0.8%
% of FP17s Relating to Continuations	2	90	2.2%	0.9%	1.0%	1.1%
% of Patients satisfied with the dentistry they have received	0	0	N/A	90.4%	91.6%	91.4%
% of Patients satisfied with the time they had to wait for an appointment	0	0	N/A	87.3%	87.9%	87.7%

* This is based on patients treated on this contract for their most recent course of treatment. Figures in italics indicate the base number of FP17s or Patient Questionnaire responses are less than 100. N/A is shown where the base number of responses is less than 10 during the period. % is calculated as Quantity/Base number*100

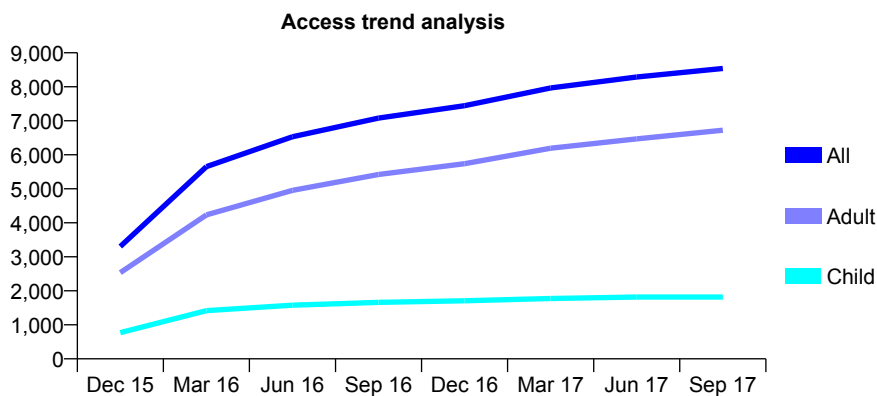
Q68 - Vital Signs At a Glance Contract Report for 123773/0002 - September 2017

Name or company name	Mr Nicholas Chard and Mr Simon Chard
Contract type name	GDS Contract
Purpose of contract	General
Contract start date	07/09/2015
Contract end date	

17/18 Contracted general activity (UDA)	24,746
Carry forward general activity (UDA)	0
17/18 Contracted orthodontic activity (UOA)	0
Carry forward orthodontic activity (UOA)	0
Baseline contract value	£589,874.89

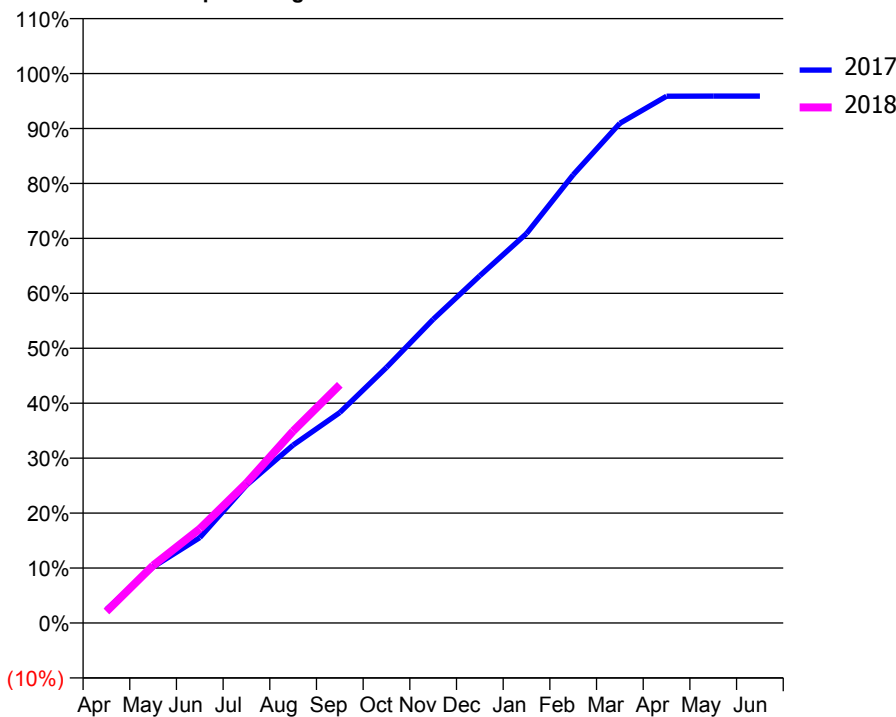
ACCESS*

Patients seen in 24 months	Total	Change since previous quarter
Quarter ending September 2016	7,080	
Quarter ending December 2016	7,445	↑
Quarter ending March 2017	7,966	↑
Quarter ending June 2017	8,289	↑
Quarter ending September 2017	8,540	↑
Variance since September 2016	20.6%	↑



ACTIVITY

Cumulative percentage of contracted UDA delivered 2017 & 2018



Adjusted Scheduled Activity (UDA)

Month	2017	2018
April	608	521
May	2,523	2,592
June	3,845	4,240
July	6,209	6,301
August	8,013	8,647
September	9,481	10,727
October	11,510	
November	13,675	
December	15,641	
January	17,536	
February	20,185	
March	22,503	
April	23,726	
May	23,729	
June	23,728	

QUALITY

	Quantity	Base Number	Contract	AT	Region	England
% of FP17s for the same patient ID Re-attending within 3 months - Children	83	1,441	5.8%	9.3%	11.4%	11.9%
% of FP17s for the same patient ID Re-attending within 3 months - Adults	866	4,944	17.5%	15.0%	15.7%	15.9%
% of FP17s for the same patient ID Re-attending between 3 & 9 months - Children	961	1,441	66.7%	59.5%	60.6%	58.1%
% of FP17s for the same patient ID Re-attending between 3 & 9 months - Adults	2,785	4,944	56.3%	51.2%	52.0%	50.6%
% of FP17s for Band 1 Urgent Courses	730	5,834	12.5%	9.6%	9.6%	9.1%
% of FP17s Relating to Free Repair or Replacements	35	5,834	0.6%	0.6%	0.7%	0.8%
% of FP17s Relating to Continuations	101	5,834	1.7%	0.9%	1.0%	1.1%
% of Patients satisfied with the dentistry they have received	12	13	92.3%	90.4%	91.6%	91.4%
% of Patients satisfied with the time they had to wait for an appointment	11	13	84.6%	87.3%	87.9%	87.7%

* This is based on patients treated on this contract for their most recent course of treatment. Figures in italics indicate the base number of FP17s or Patient Questionnaire responses are less than 100. N/A is shown where the base number of responses is less than 10 during the period. % is calculated as Quantity/Base number*100

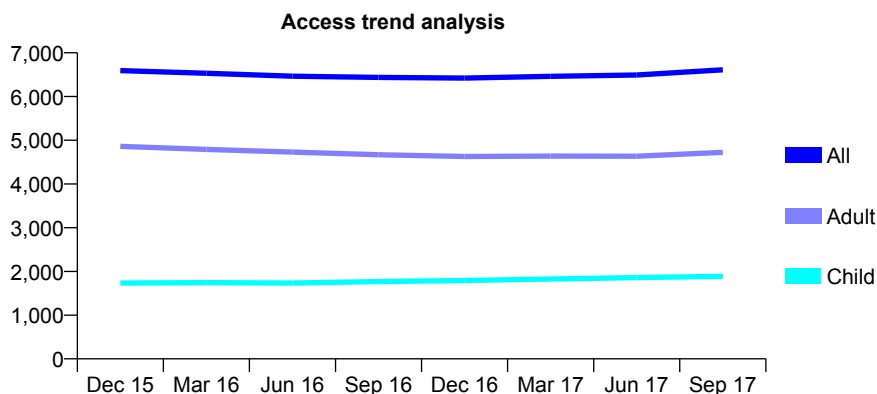
Q68 - Vital Signs At a Glance Contract Report for 125776/0004 - September 2017

Name or company name	Apex Dental Care Ltd
Contract type name	GDS Contract
Purpose of contract	General
Contract start date	01/08/2009
Contract end date	

17/18 Contracted general activity (UDA)	16,978
Carry forward general activity (UDA)	-181
17/18 Contracted orthodontic activity (UOA)	0
Carry forward orthodontic activity (UOA)	0
Baseline contract value	£420,491.36

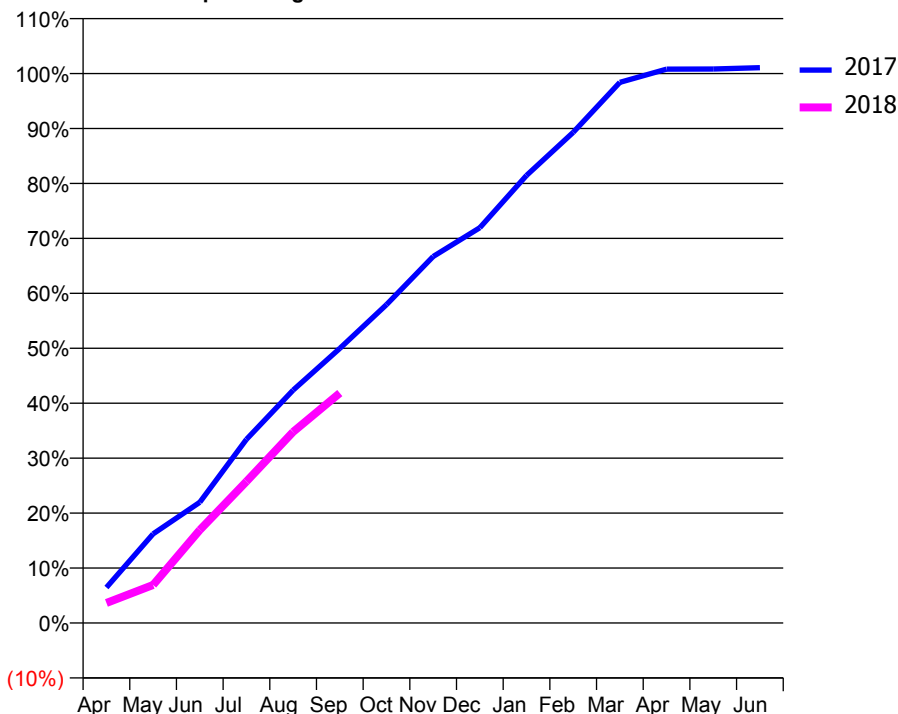
ACCESS*

Patients seen in 24 months	Total	Change since previous quarter
Quarter ending September 2016	6,436	
Quarter ending December 2016	6,422	→
Quarter ending March 2017	6,461	→
Quarter ending June 2017	6,493	→
Quarter ending September 2017	6,612	→
Variance since September 2016	2.7%	↑



ACTIVITY

Cumulative percentage of contracted UDA delivered 2017 & 2018



Adjusted Scheduled Activity (UDA)

Month	2017	2018
April	1,098	620
May	2,756	1,175
June	3,730	2,872
July	5,676	4,373
August	7,196	5,908
September	8,483	7,107
October	9,835	
November	11,325	
December	12,216	
January	13,827	
February	15,160	
March	16,705	
April	17,113	
May	17,115	
June	17,158	

QUALITY

	Quantity	Base Number	Contract	AT	Region	England
% of FP17s for the same patient ID Re-attending within 3 months - Children	82	1,476	5.6%	9.3%	11.4%	11.9%
% of FP17s for the same patient ID Re-attending within 3 months - Adults	351	3,304	10.6%	15.0%	15.7%	15.9%
% of FP17s for the same patient ID Re-attending between 3 & 9 months - Children	1,038	1,476	70.3%	59.5%	60.6%	58.1%
% of FP17s for the same patient ID Re-attending between 3 & 9 months - Adults	2,128	3,304	64.4%	51.2%	52.0%	50.6%
% of FP17s for Band 1 Urgent Courses	229	4,564	5.0%	9.6%	9.6%	9.1%
% of FP17s Relating to Free Repair or Replacements	27	4,564	0.6%	0.6%	0.7%	0.8%
% of FP17s Relating to Continuations	32	4,564	0.7%	0.9%	1.0%	1.1%
% of Patients satisfied with the dentistry they have received	6	6	N/A	90.4%	91.6%	91.4%
% of Patients satisfied with the time they had to wait for an appointment	5	6	N/A	87.3%	87.9%	87.7%

* This is based on patients treated on this contract for their most recent course of treatment. Figures in italics indicate the base number of FP17s or Patient Questionnaire responses are less than 100. N/A is shown where the base number of responses is less than 10 during the period. % is calculated as Quantity/Base number*100

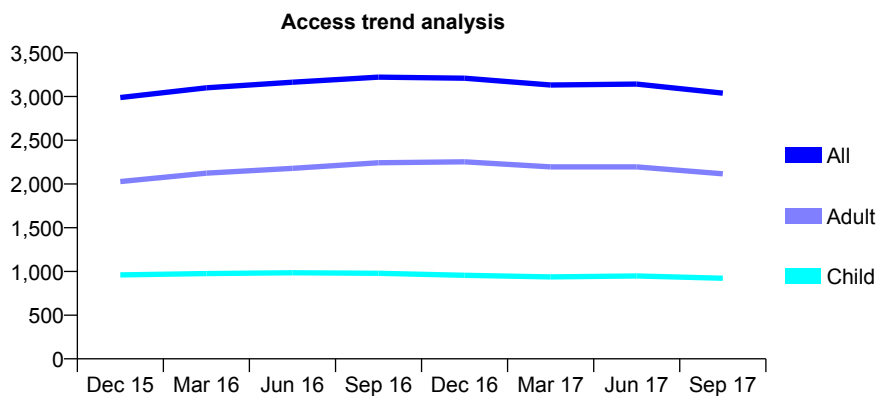
Q68 - Vital Signs At a Glance Contract Report for 125776/0005 - September 2017

Name or company name	Apex Dental Care Ltd
Contract type name	GDS Contract
Purpose of contract	General
Contract start date	01/08/2009
Contract end date	

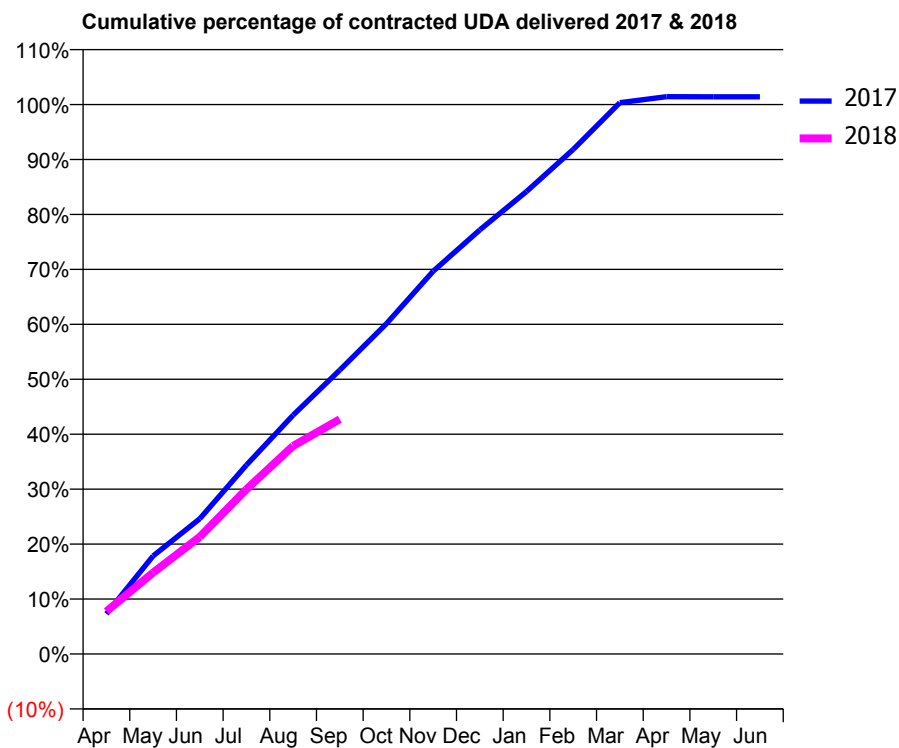
17/18 Contracted general activity (UDA)	7,125
Carry forward general activity (UDA)	-100
17/18 Contracted orthodontic activity (UOA)	0
Carry forward orthodontic activity (UOA)	0
Baseline contract value	£189,967.25

ACCESS*

Patients seen in 24 months	Total	Change since previous quarter
Quarter ending September 2016	3,222	
Quarter ending December 2016	3,210	→
Quarter ending March 2017	3,132	↓
Quarter ending June 2017	3,143	→
Quarter ending September 2017	3,038	↓
Variance since September 2016	(5.7%)	↓



ACTIVITY



Month	Adjusted Scheduled Activity (UDA)	
	2017	2018
April	522	553
May	1,272	1,055
June	1,755	1,519
July	2,451	2,136
August	3,098	2,697
September	3,681	3,045
October	4,284	
November	4,962	
December	5,500	
January	5,997	
February	6,541	
March	7,149	
April	7,227	
May	7,224	
June	7,224	

QUALITY

	Quantity	Base Number	Contract	AT	Region	England
% of FP17s for the same patient ID Re-attending within 3 months - Children	56	692	8.1%	9.3%	11.4%	11.9%
% of FP17s for the same patient ID Re-attending within 3 months - Adults	179	1,159	15.4%	15.0%	15.7%	15.9%
% of FP17s for the same patient ID Re-attending between 3 & 9 months - Children	413	692	59.7%	59.5%	60.6%	58.1%
% of FP17s for the same patient ID Re-attending between 3 & 9 months - Adults	599	1,159	51.7%	51.2%	52.0%	50.6%
% of FP17s for Band 1 Urgent Courses	173	1,806	9.6%	9.6%	9.6%	9.1%
% of FP17s Relating to Free Repair or Replacements	20	1,806	1.1%	0.6%	0.7%	0.8%
% of FP17s Relating to Continuations	5	1,806	0.3%	0.9%	1.0%	1.1%
% of Patients satisfied with the dentistry they have received	3	4	N/A	90.4%	91.6%	91.4%
% of Patients satisfied with the time they had to wait for an appointment	3	4	N/A	87.3%	87.9%	87.7%

* This is based on patients treated on this contract for their most recent course of treatment. Figures in italics indicate the base number of FP17s or Patient Questionnaire responses are less than 100. N/A is shown where the base number of responses is less than 10 during the period. % is calculated as Quantity/Base number*100

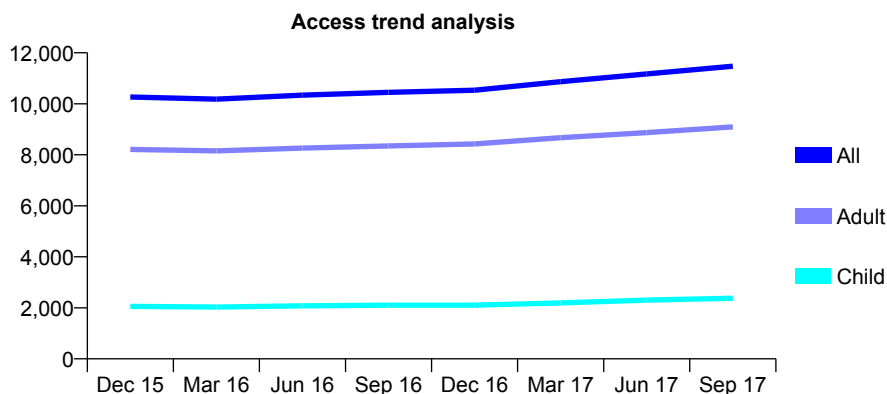
Q68 - Vital Signs At a Glance Contract Report for 125776/0011 - September 2017

Name or company name	Apex Dental Care Ltd
Contract type name	GDS Contract
Purpose of contract	General
Contract start date	01/06/2011
Contract end date	

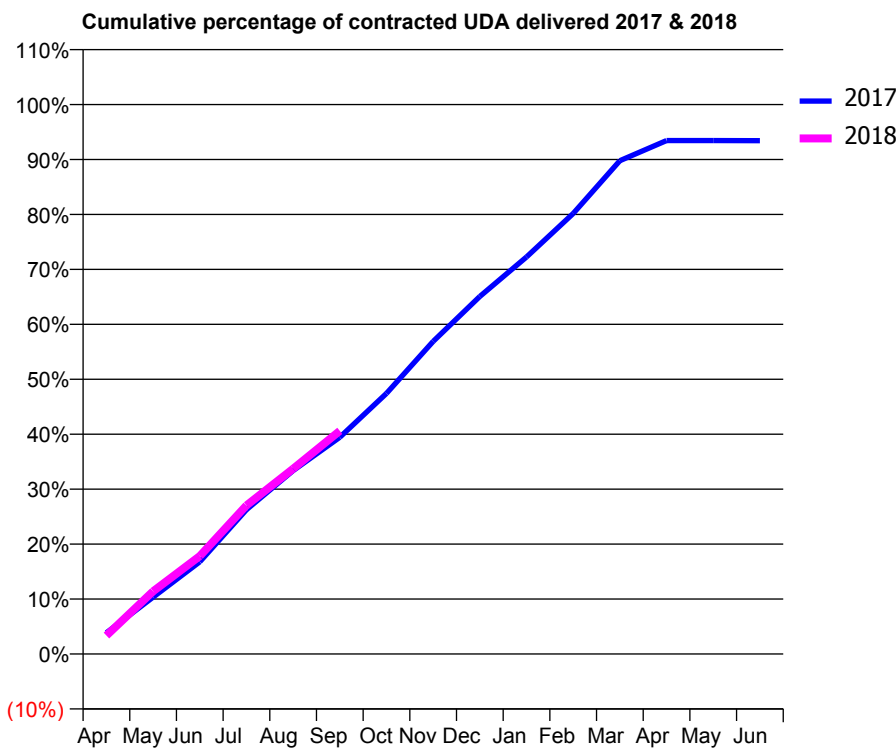
17/18 Contracted general activity (UDA)	39,901
Carry forward general activity (UDA)	0
17/18 Contracted orthodontic activity (UOA)	0
Carry forward orthodontic activity (UOA)	0
Baseline contract value	£1,032,467.63

ACCESS*

Patients seen in 24 months	Total	Change since previous quarter
Quarter ending September 2016	10,452	
Quarter ending December 2016	10,534	→
Quarter ending March 2017	10,867	↑
Quarter ending June 2017	11,170	↑
Quarter ending September 2017	11,473	↑
Variance since September 2016	9.8%	↑



ACTIVITY



Month	Adjusted Scheduled Activity (UDA)	
	2017	2018
April	1,544	1,340
May	4,127	4,554
June	6,700	7,112
July	10,484	10,792
August	13,316	13,451
September	15,736	16,205
October	18,925	
November	22,703	
December	25,967	
January	28,827	
February	31,983	
March	35,824	
April	37,283	
May	37,284	
June	37,276	

QUALITY

	Quantity	Base Number	Contract	AT	Region	England
% of FP17s for the same patient ID Re-attending within 3 months - Children	134	1,850	7.2%	9.3%	11.4%	11.9%
% of FP17s for the same patient ID Re-attending within 3 months - Adults	1,069	6,693	16.0%	15.0%	15.7%	15.9%
% of FP17s for the same patient ID Re-attending between 3 & 9 months - Children	1,084	1,850	58.6%	59.5%	60.6%	58.1%
% of FP17s for the same patient ID Re-attending between 3 & 9 months - Adults	3,892	6,693	58.2%	51.2%	52.0%	50.6%
% of FP17s for Band 1 Urgent Courses	1,030	7,900	13.0%	9.6%	9.6%	9.1%
% of FP17s Relating to Free Repair or Replacements	39	7,900	0.5%	0.6%	0.7%	0.8%
% of FP17s Relating to Continuations	35	7,900	0.4%	0.9%	1.0%	1.1%
% of Patients satisfied with the dentistry they have received	16	17	94.1%	90.4%	91.6%	91.4%
% of Patients satisfied with the time they had to wait for an appointment	17	17	100.0%	87.3%	87.9%	87.7%

* This is based on patients treated on this contract for their most recent course of treatment. Figures in italics indicate the base number of FP17s or Patient Questionnaire responses are less than 100. N/A is shown where the base number of responses is less than 10 during the period. % is calculated as Quantity/Base number*100

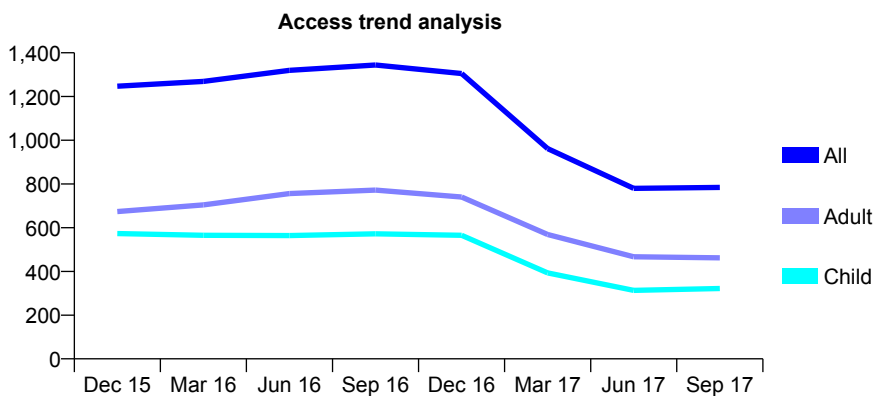
Q68 - Vital Signs At a Glance Contract Report for 125776/0013 - September 2017

Name or company name	Apex Dental Care Ltd
Contract type name	GDS Contract
Purpose of contract	General
Contract start date	09/02/2013
Contract end date	

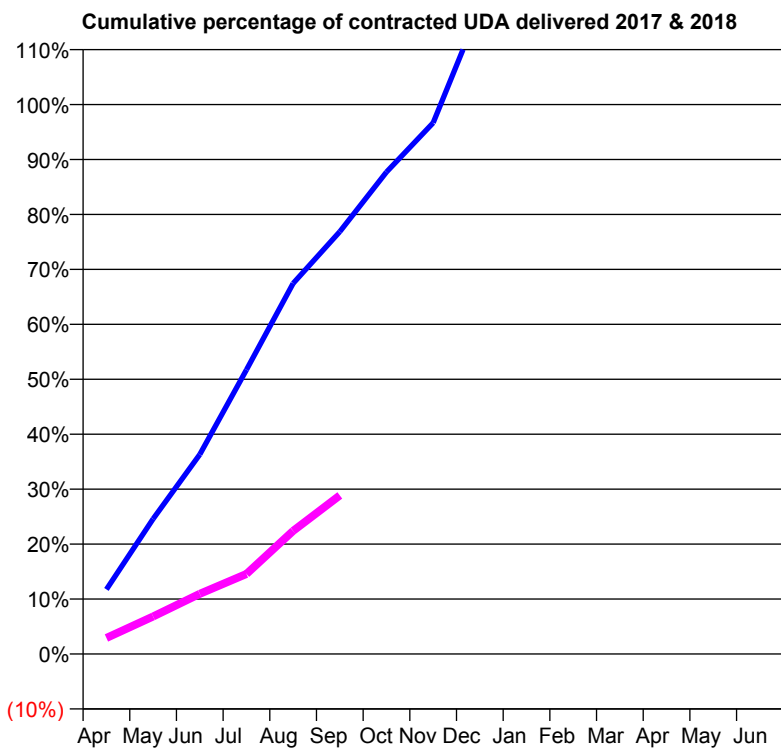
17/18 Contracted general activity (UDA)	2,035
Carry forward general activity (UDA)	-41
17/18 Contracted orthodontic activity (UOA)	0
Carry forward orthodontic activity (UOA)	0
Baseline contract value	£56,109.99

ACCESS*

Patients seen in 24 months	Total	Change since previous quarter
Quarter ending September 2016	1,344	
Quarter ending December 2016	1,305	↓
Quarter ending March 2017	962	↓
Quarter ending June 2017	780	↓
Quarter ending September 2017	784	→
Variance since September 2016	(41.7%)	↓



ACTIVITY



Month	Adjusted Scheduled Activity (UDA)	
	2017	2018
April	239	60
May	501	139
June	739	223
July	1,053	296
August	1,373	456
September	1,564	588
October	1,785	
November	1,967	
December	2,390	
January	2,457	
February	2,533	
March	2,622	
April	2,684	
May	2,686	
June	2,686	

QUALITY

	Quantity	Base Number	Contract	AT	Region	England
% of FP17s for the same patient ID Re-attending within 3 months - Children	5	149	3.4%	9.3%	11.4%	11.9%
% of FP17s for the same patient ID Re-attending within 3 months - Adults	9	210	4.3%	15.0%	15.7%	15.9%
% of FP17s for the same patient ID Re-attending between 3 & 9 months - Children	44	149	29.5%	59.5%	60.6%	58.1%
% of FP17s for the same patient ID Re-attending between 3 & 9 months - Adults	55	210	26.2%	51.2%	52.0%	50.6%
% of FP17s for Band 1 Urgent Courses	43	321	13.4%	9.6%	9.6%	9.1%
% of FP17s Relating to Free Repair or Replacements	0	321	0.0%	0.6%	0.7%	0.8%
% of FP17s Relating to Continuations	2	321	0.6%	0.9%	1.0%	1.1%
% of Patients satisfied with the dentistry they have received	2	2	N/A	90.4%	91.6%	91.4%
% of Patients satisfied with the time they had to wait for an appointment	2	2	N/A	87.3%	87.9%	87.7%

* This is based on patients treated on this contract for their most recent course of treatment. Figures in italics indicate the base number of FP17s or Patient Questionnaire responses are less than 100. N/A is shown where the base number of responses is less than 10 during the period. % is calculated as Quantity/Base number*100

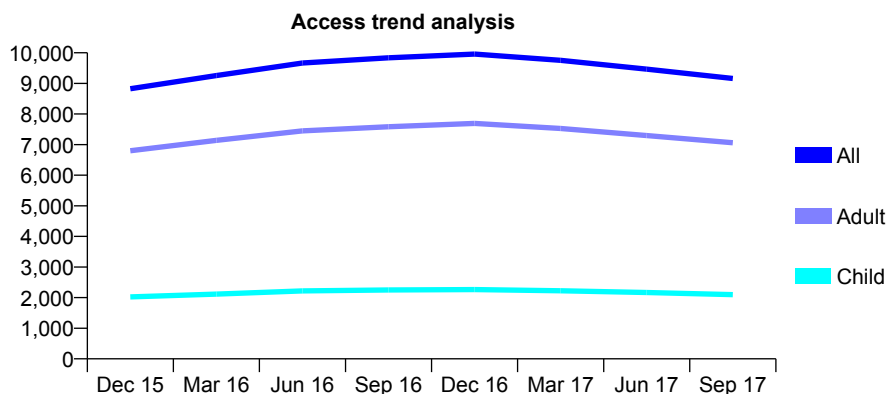
Q68 - Vital Signs At a Glance Contract Report for 125776/0014 - September 2017

Name or company name	Apex Dental Care Ltd
Contract type name	GDS Contract
Purpose of contract	General
Contract start date	09/02/2013
Contract end date	

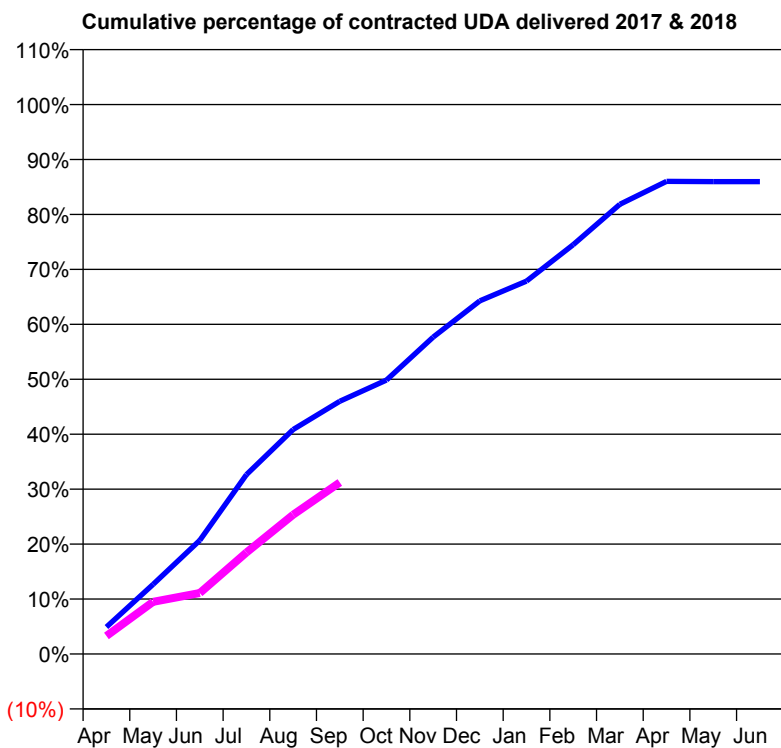
17/18 Contracted general activity (UDA)	30,661
Carry forward general activity (UDA)	0
17/18 Contracted orthodontic activity (UOA)	0
Carry forward orthodontic activity (UOA)	0
Baseline contract value	£843,097.54

ACCESS*

Patients seen in 24 months	Total	Change since previous quarter
Quarter ending September 2016	9,835	
Quarter ending December 2016	9,957	→
Quarter ending March 2017	9,752	↓
Quarter ending June 2017	9,466	↓
Quarter ending September 2017	9,162	↓
Variance since September 2016	(6.8%)	↓



ACTIVITY



Month	Adjusted Scheduled Activity (UDA)	
	2017	2018
April	1,504	1,007
May	3,890	2,917
June	6,345	3,402
July	10,008	5,665
August	12,529	7,774
September	14,101	9,571
October	15,289	
November	17,682	
December	19,709	
January	20,806	
February	22,838	
March	25,096	
April	26,371	
May	26,358	
June	26,358	

QUALITY

	Quantity	Base Number	Contract	AT	Region	England
% of FP17s for the same patient ID Re-attending within 3 months - Children	69	1,143	6.0%	9.3%	11.4%	11.9%
% of FP17s for the same patient ID Re-attending within 3 months - Adults	461	3,725	12.4%	15.0%	15.7%	15.9%
% of FP17s for the same patient ID Re-attending between 3 & 9 months - Children	586	1,143	51.3%	59.5%	60.6%	58.1%
% of FP17s for the same patient ID Re-attending between 3 & 9 months - Adults	1,948	3,725	52.3%	51.2%	52.0%	50.6%
% of FP17s for Band 1 Urgent Courses	373	4,307	8.7%	9.6%	9.6%	9.1%
% of FP17s Relating to Free Repair or Replacements	48	4,307	1.1%	0.6%	0.7%	0.8%
% of FP17s Relating to Continuations	43	4,307	1.0%	0.9%	1.0%	1.1%
% of Patients satisfied with the dentistry they have received	6	7	N/A	90.4%	91.6%	91.4%
% of Patients satisfied with the time they had to wait for an appointment	6	7	N/A	87.3%	87.9%	87.7%

* This is based on patients treated on this contract for their most recent course of treatment. Figures in italics indicate the base number of FP17s or Patient Questionnaire responses are less than 100. N/A is shown where the base number of responses is less than 10 during the period. % is calculated as Quantity/Base number*100

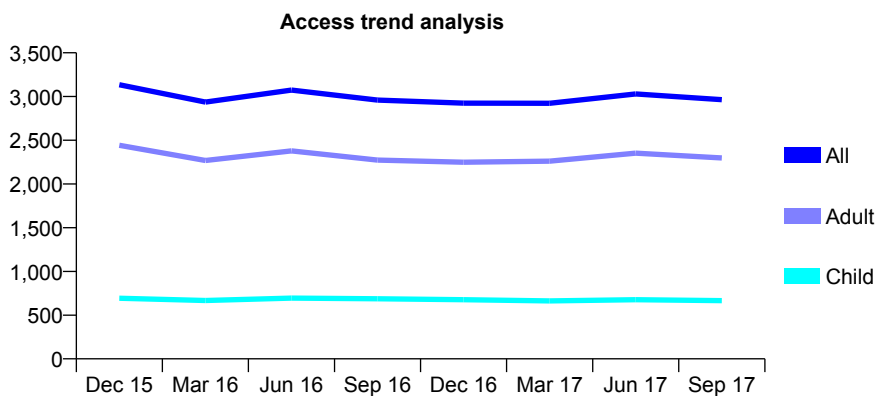
Q68 - Vital Signs At a Glance Contract Report for 126470/0001 - September 2017

Name or company name	Steyning Dental Care Ltd
Contract type name	GDS Contract
Purpose of contract	General
Contract start date	01/05/2011
Contract end date	

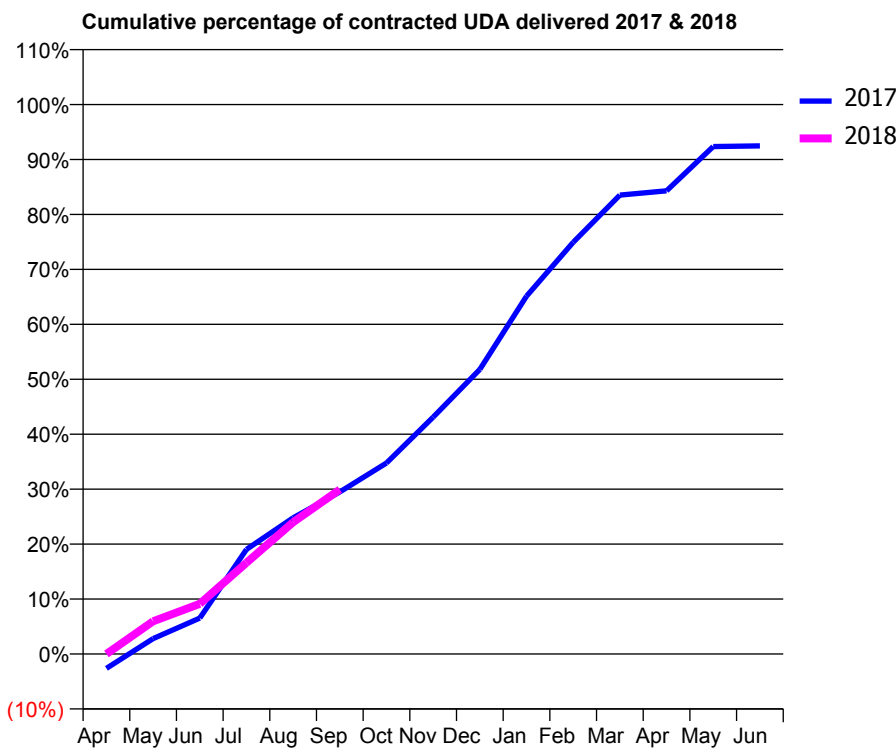
17/18 Contracted general activity (UDA)	11,000
Carry forward general activity (UDA)	0
17/18 Contracted orthodontic activity (UOA)	0
Carry forward orthodontic activity (UOA)	0
Baseline contract value	£311,313.71

ACCESS*

Patients seen in 24 months	Total	Change since previous quarter
Quarter ending September 2016	2,960	
Quarter ending December 2016	2,924	↓
Quarter ending March 2017	2,923	→
Quarter ending June 2017	3,029	↑
Quarter ending September 2017	2,964	↓
Variance since September 2016	0.1%	→



ACTIVITY



Month	Adjusted Scheduled Activity (UDA)	
	2017	2018
April	-291	0
May	309	655
June	719	1,004
July	2,094	1,827
August	2,726	2,639
September	3,245	3,294
October	3,825	
November	4,743	
December	5,698	
January	7,163	
February	8,241	
March	9,188	
April	9,272	
May	10,158	
June	10,172	

QUALITY

	Quantity	Base Number	Contract	AT	Region	England
% of FP17s for the same patient ID Re-attending within 3 months - Children	14	364	3.8%	9.3%	11.4%	11.9%
% of FP17s for the same patient ID Re-attending within 3 months - Adults	183	1,273	14.4%	15.0%	15.7%	15.9%
% of FP17s for the same patient ID Re-attending between 3 & 9 months - Children	186	364	51.1%	59.5%	60.6%	58.1%
% of FP17s for the same patient ID Re-attending between 3 & 9 months - Adults	568	1,273	44.6%	51.2%	52.0%	50.6%
% of FP17s for Band 1 Urgent Courses	69	1,345	5.1%	9.6%	9.6%	9.1%
% of FP17s Relating to Free Repair or Replacements	0	1,345	0.0%	0.6%	0.7%	0.8%
% of FP17s Relating to Continuations	50	1,345	3.7%	0.9%	1.0%	1.1%
% of Patients satisfied with the dentistry they have received	9	11	81.8%	90.4%	91.6%	91.4%
% of Patients satisfied with the time they had to wait for an appointment	9	11	81.8%	87.3%	87.9%	87.7%

* This is based on patients treated on this contract for their most recent course of treatment. Figures in italics indicate the base number of FP17s or Patient Questionnaire responses are less than 100. N/A is shown where the base number of responses is less than 10 during the period. % is calculated as Quantity/Base number*100

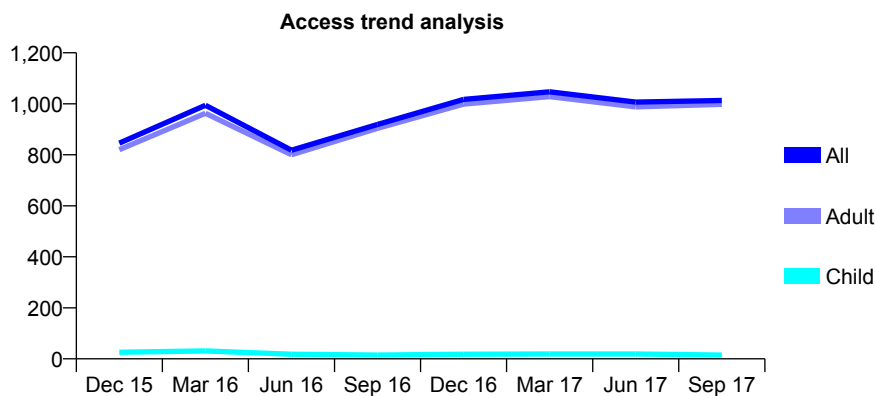
Q68 - Vital Signs At a Glance Contract Report for 126470/0002 - September 2017

Name or company name	Steyning Dental Care Ltd
Contract type name	GDS Contract
Purpose of contract	General
Contract start date	01/05/2011
Contract end date	

17/18 Contracted general activity (UDA)	3,600
Carry forward general activity (UDA)	0
17/18 Contracted orthodontic activity (UOA)	0
Carry forward orthodontic activity (UOA)	0
Baseline contract value	£187,439.06

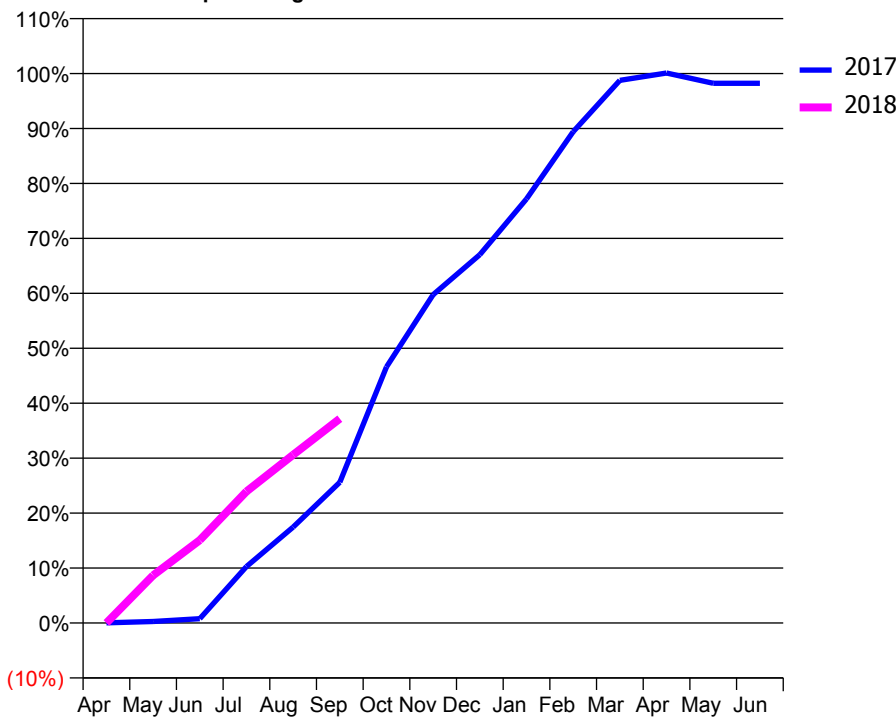
ACCESS*

Patients seen in 24 months	Total	Change since previous quarter
Quarter ending September 2016	919	
Quarter ending December 2016	1,017	↑
Quarter ending March 2017	1,047	↑
Quarter ending June 2017	1,007	↓
Quarter ending September 2017	1,013	→
Variance since September 2016	10.2%	↑



ACTIVITY

Cumulative percentage of contracted UDA delivered 2017 & 2018



Month	Adjusted Scheduled Activity (UDA)	
	2017	2018
April	1	0
May	10	312
June	28	543
July	370	862
August	628	1,102
September	922	1,339
October	1,678	
November	2,151	
December	2,413	
January	2,778	
February	3,219	
March	3,555	
April	3,603	
May	3,536	
June	3,536	

QUALITY

	Quantity	Base Number	Contract	AT	Region	England
% of FP17s for the same patient ID Re-attending within 3 months - Children	0	13	0.0%	9.3%	11.4%	11.9%
% of FP17s for the same patient ID Re-attending within 3 months - Adults	6	400	1.5%	15.0%	15.7%	15.9%
% of FP17s for the same patient ID Re-attending between 3 & 9 months - Children	0	13	0.0%	59.5%	60.6%	58.1%
% of FP17s for the same patient ID Re-attending between 3 & 9 months - Adults	8	400	2.0%	51.2%	52.0%	50.6%
% of FP17s for Band 1 Urgent Courses	1	416	0.2%	9.6%	9.6%	9.1%
% of FP17s Relating to Free Repair or Replacements	0	416	0.0%	0.6%	0.7%	0.8%
% of FP17s Relating to Continuations	4	416	1.0%	0.9%	1.0%	1.1%
% of Patients satisfied with the dentistry they have received	4	4	N/A	90.4%	91.6%	91.4%
% of Patients satisfied with the time they had to wait for an appointment	3	4	N/A	87.3%	87.9%	87.7%

* This is based on patients treated on this contract for their most recent course of treatment. Figures in italics indicate the base number of FP17s or Patient Questionnaire responses are less than 100. N/A is shown where the base number of responses is less than 10 during the period. % is calculated as Quantity/Base number*100

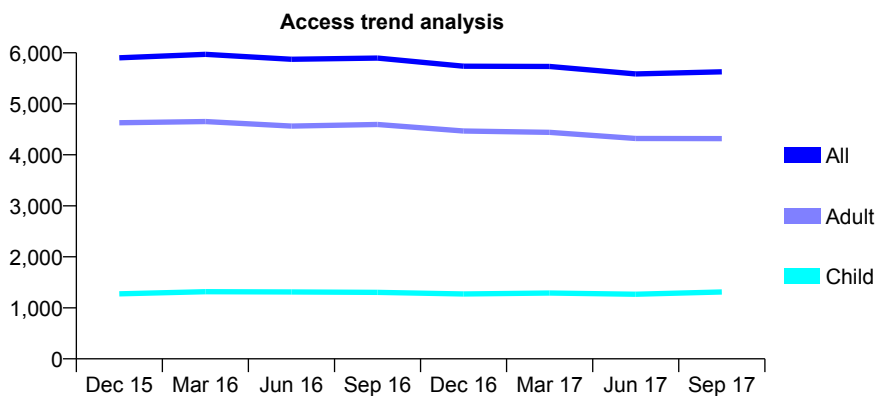
Q68 - Vital Signs At a Glance Contract Report for 128279/0001 - September 2017

Name or company name	Bright DS Limited
Contract type name	GDS Contract
Purpose of contract	General
Contract start date	01/07/2011
Contract end date	

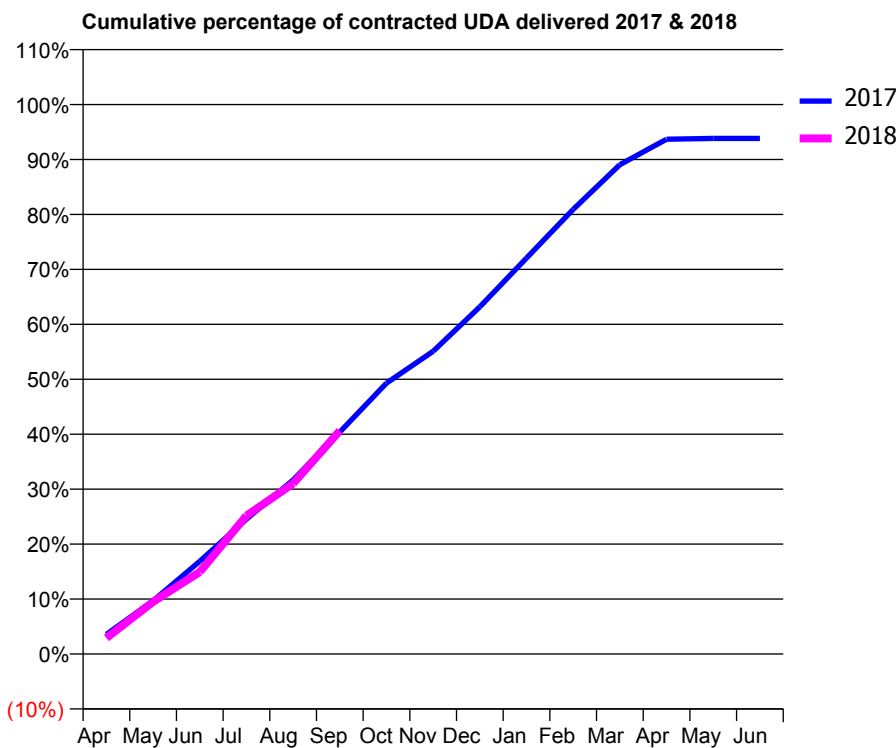
17/18 Contracted general activity (UDA)	15,000
Carry forward general activity (UDA)	0
17/18 Contracted orthodontic activity (UOA)	0
Carry forward orthodontic activity (UOA)	0
Baseline contract value	£405,051.09

ACCESS*

Patients seen in 24 months	Total	Change since previous quarter
Quarter ending September 2016	5,897	
Quarter ending December 2016	5,738	↓
Quarter ending March 2017	5,731	→
Quarter ending June 2017	5,586	↓
Quarter ending September 2017	5,628	→
Variance since September 2016	(4.6%)	↓



ACTIVITY



Month	2017	2018
April	536	438
May	1,453	1,423
June	2,531	2,240
July	3,683	3,776
August	4,753	4,653
September	6,058	6,097
October	7,394	
November	8,265	
December	9,478	
January	10,810	
February	12,137	
March	13,357	
April	14,051	
May	14,074	
June	14,074	

QUALITY

	Quantity	Base Number	Contract	AT	Region	England
% of FP17s for the same patient ID Re-attending within 3 months - Children	64	795	8.1%	9.3%	11.4%	11.9%
% of FP17s for the same patient ID Re-attending within 3 months - Adults	369	2,301	16.0%	15.0%	15.7%	15.9%
% of FP17s for the same patient ID Re-attending between 3 & 9 months - Children	371	795	46.7%	59.5%	60.6%	58.1%
% of FP17s for the same patient ID Re-attending between 3 & 9 months - Adults	864	2,301	37.5%	51.2%	52.0%	50.6%
% of FP17s for Band 1 Urgent Courses	530	2,838	18.7%	9.6%	9.6%	9.1%
% of FP17s Relating to Free Repair or Replacements	20	2,838	0.7%	0.6%	0.7%	0.8%
% of FP17s Relating to Continuations	4	2,838	0.1%	0.9%	1.0%	1.1%
% of Patients satisfied with the dentistry they have received	4	5	N/A	90.4%	91.6%	91.4%
% of Patients satisfied with the time they had to wait for an appointment	5	5	N/A	87.3%	87.9%	87.7%

* This is based on patients treated on this contract for their most recent course of treatment. Figures in italics indicate the base number of FP17s or Patient Questionnaire responses are less than 100. N/A is shown where the base number of responses is less than 10 during the period. % is calculated as Quantity/Base number*100

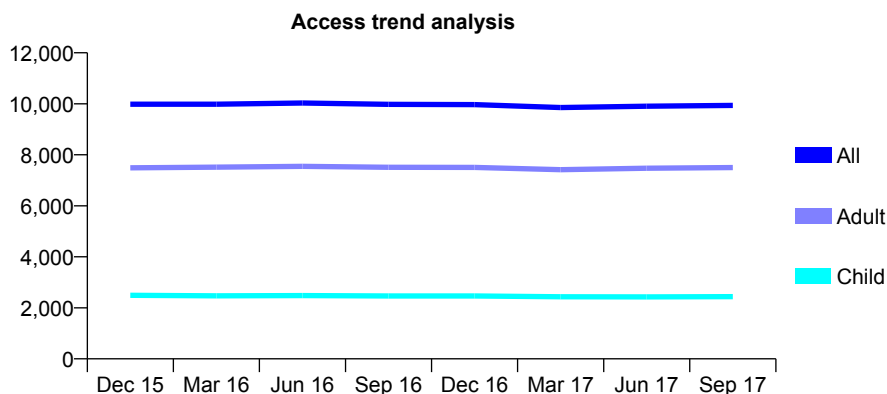
Q68 - Vital Signs At a Glance Contract Report for 128503/0001 - September 2017

Name or company name	E Lazanakis Limited trading as Sussex Der
Contract type name	GDS Contract
Purpose of contract	General
Contract start date	01/04/2013
Contract end date	

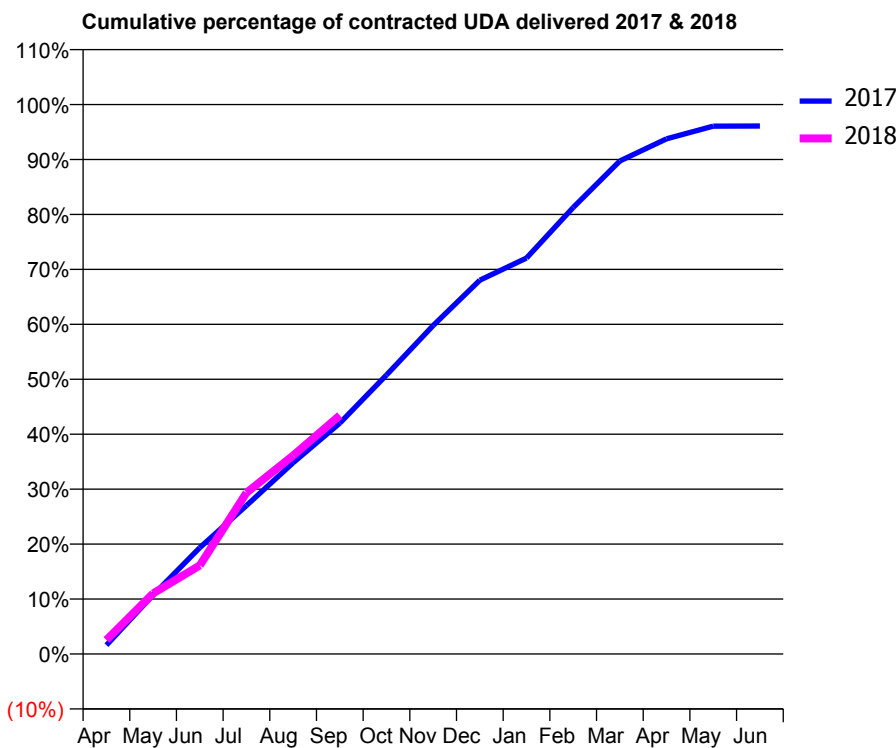
17/18 Contracted general activity (UDA)	30,203
Carry forward general activity (UDA)	0
17/18 Contracted orthodontic activity (UOA)	0
Carry forward orthodontic activity (UOA)	0
Baseline contract value	£921,727.94

ACCESS*

Patients seen in 24 months	Total	Change since previous quarter
Quarter ending September 2016	9,977	
Quarter ending December 2016	9,971	→
Quarter ending March 2017	9,852	↓
Quarter ending June 2017	9,905	→
Quarter ending September 2017	9,938	→
Variance since September 2016	(0.4%)	→



ACTIVITY



Month	Adjusted Scheduled Activity (UDA)	
	2017	2018
April	489	770
May	3,247	3,329
June	5,845	4,871
July	8,163	8,862
August	10,512	10,908
September	12,689	13,114
October	15,337	
November	18,056	
December	20,545	
January	21,763	
February	24,543	
March	27,104	
April	28,316	
May	29,016	
June	29,021	

QUALITY

	Quantity	Base Number	Contract	AT	Region	England
% of FP17s for the same patient ID Re-attending within 3 months - Children	128	2,032	6.3%	9.3%	11.4%	11.9%
% of FP17s for the same patient ID Re-attending within 3 months - Adults	815	5,551	14.7%	15.0%	15.7%	15.9%
% of FP17s for the same patient ID Re-attending between 3 & 9 months - Children	1,303	2,032	64.1%	59.5%	60.6%	58.1%
% of FP17s for the same patient ID Re-attending between 3 & 9 months - Adults	2,848	5,551	51.3%	51.2%	52.0%	50.6%
% of FP17s for Band 1 Urgent Courses	868	6,769	12.8%	9.6%	9.6%	9.1%
% of FP17s Relating to Free Repair or Replacements	14	6,769	0.2%	0.6%	0.7%	0.8%
% of FP17s Relating to Continuations	52	6,769	0.8%	0.9%	1.0%	1.1%
% of Patients satisfied with the dentistry they have received	32	33	97.0%	90.4%	91.6%	91.4%
% of Patients satisfied with the time they had to wait for an appointment	31	33	93.9%	87.3%	87.9%	87.7%

* This is based on patients treated on this contract for their most recent course of treatment. Figures in italics indicate the base number of FP17s or Patient Questionnaire responses are less than 100. N/A is shown where the base number of responses is less than 10 during the period. % is calculated as Quantity/Base number*100

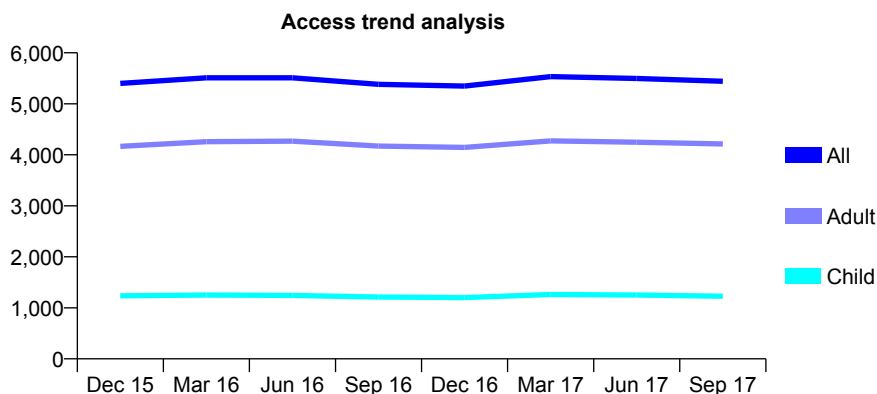
Q68 - Vital Signs At a Glance Contract Report for 128503/0003 - September 2017

Name or company name	E Lazanakis Limited trading as Sussex Der
Contract type name	GDS Contract
Purpose of contract	General
Contract start date	01/04/2013
Contract end date	

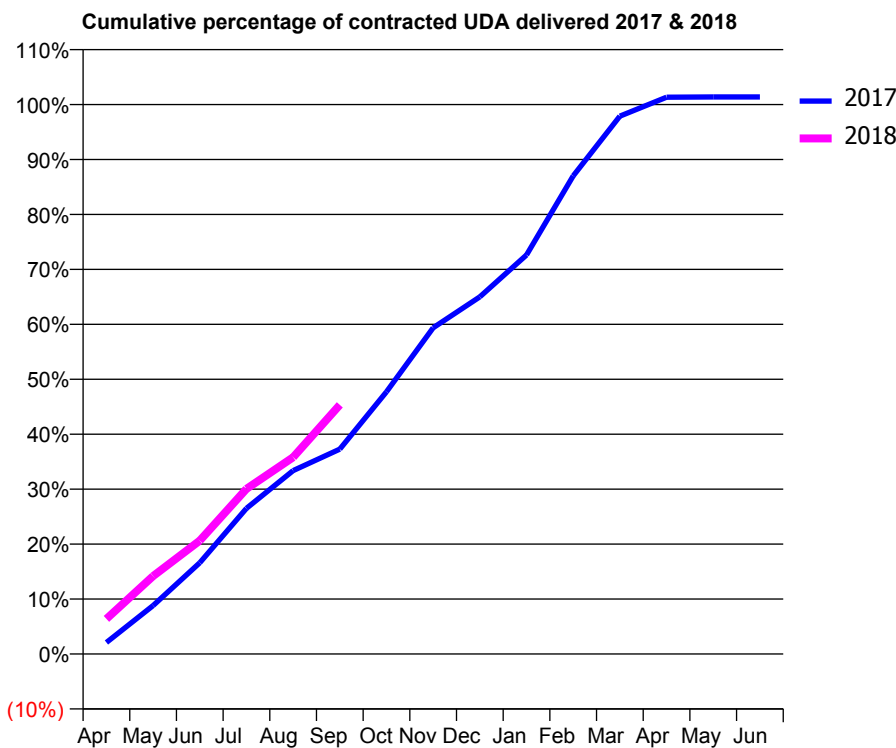
17/18 Contracted general activity (UDA)	15,352
Carry forward general activity (UDA)	-210
17/18 Contracted orthodontic activity (UOA)	0
Carry forward orthodontic activity (UOA)	0
Baseline contract value	£386,781.42

ACCESS*

Patients seen in 24 months	Total	Change since previous quarter
Quarter ending September 2016	5,383	
Quarter ending December 2016	5,347	→
Quarter ending March 2017	5,534	↑
Quarter ending June 2017	5,498	→
Quarter ending September 2017	5,441	↓
Variance since September 2016	1.1%	→



ACTIVITY



Month	Adjusted Scheduled Activity (UDA)	
	2017	2018
April	323	983
May	1,353	2,176
June	2,551	3,170
July	4,069	4,614
August	5,124	5,498
September	5,723	6,962
October	7,328	
November	9,115	
December	9,978	
January	11,148	
February	13,356	
March	15,026	
April	15,554	
May	15,561	
June	15,561	

QUALITY

	Quantity	Base Number	Contract	AT	Region	England
% of FP17s for the same patient ID Re-attending within 3 months - Children	44	827	5.3%	9.3%	11.4%	11.9%
% of FP17s for the same patient ID Re-attending within 3 months - Adults	349	2,590	13.5%	15.0%	15.7%	15.9%
% of FP17s for the same patient ID Re-attending between 3 & 9 months - Children	541	827	65.4%	59.5%	60.6%	58.1%
% of FP17s for the same patient ID Re-attending between 3 & 9 months - Adults	1,332	2,590	51.4%	51.2%	52.0%	50.6%
% of FP17s for Band 1 Urgent Courses	377	3,167	11.9%	9.6%	9.6%	9.1%
% of FP17s Relating to Free Repair or Replacements	2	3,167	0.1%	0.6%	0.7%	0.8%
% of FP17s Relating to Continuations	3	3,167	0.1%	0.9%	1.0%	1.1%
% of Patients satisfied with the dentistry they have received	8	9	N/A	90.4%	91.6%	91.4%
% of Patients satisfied with the time they had to wait for an appointment	8	9	N/A	87.3%	87.9%	87.7%

* This is based on patients treated on this contract for their most recent course of treatment. Figures in italics indicate the base number of FP17s or Patient Questionnaire responses are less than 100. N/A is shown where the base number of responses is less than 10 during the period. % is calculated as Quantity/Base number*100

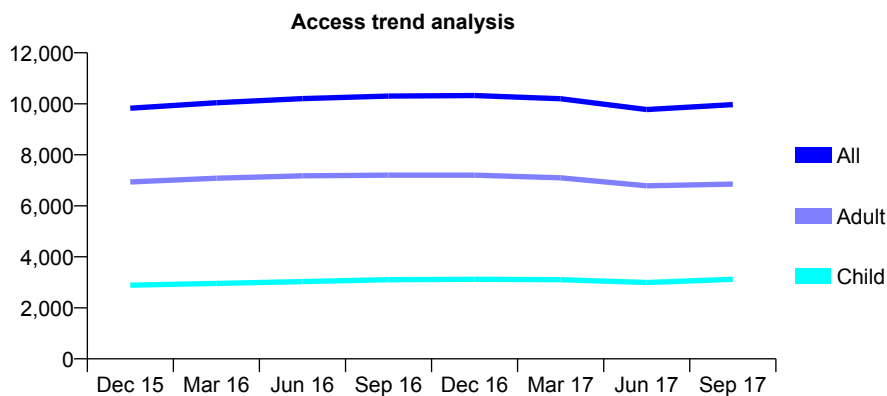
Q68 - Vital Signs At a Glance Contract Report for 128503/0004 - September 2017

Name or company name	E Lazanakis Limited
Contract type name	GDS Contract
Purpose of contract	General
Contract start date	01/04/2013
Contract end date	

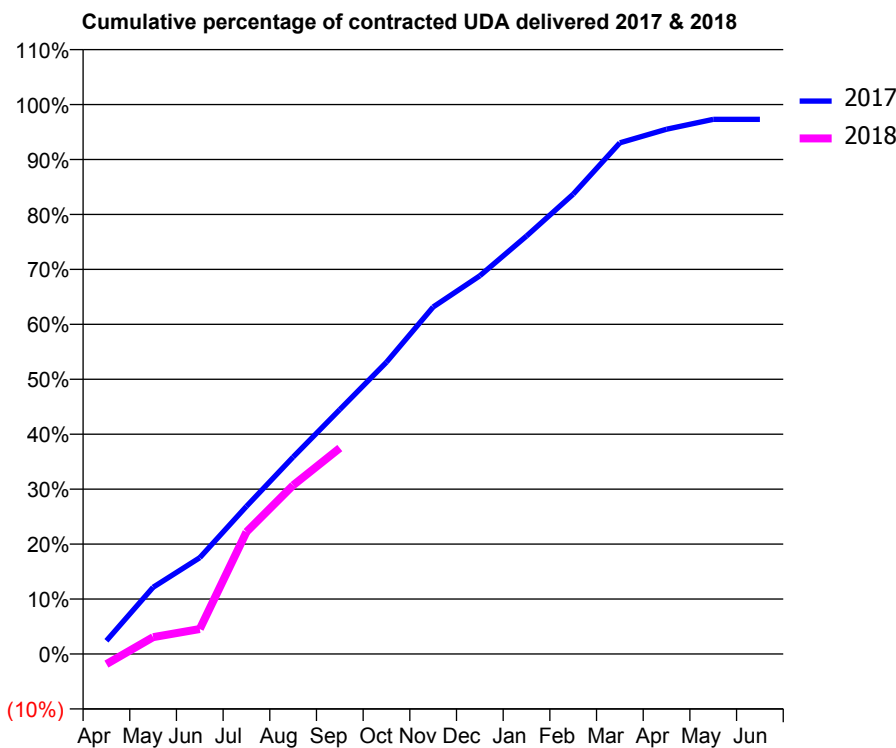
17/18 Contracted general activity (UDA)	28,200
Carry forward general activity (UDA)	761
17/18 Contracted orthodontic activity (UOA)	0
Carry forward orthodontic activity (UOA)	0
Baseline contract value	£744,122.58

ACCESS*

Patients seen in 24 months	Total	Change since previous quarter
Quarter ending September 2016	10,303	
Quarter ending December 2016	10,324	→
Quarter ending March 2017	10,198	↓
Quarter ending June 2017	9,776	↓
Quarter ending September 2017	9,971	→
Variance since September 2016	(3.2%)	↓



ACTIVITY



Month	Adjusted Scheduled Activity (UDA)	
	2017	2018
April	682	-527
May	3,426	863
June	4,944	1,285
July	7,582	6,267
August	10,112	8,662
September	12,548	10,570
October	14,974	
November	17,808	
December	19,409	
January	21,453	
February	23,599	
March	26,235	
April	26,934	
May	27,438	
June	27,439	

QUALITY

	Quantity	Base Number	Contract	AT	Region	England
% of FP17s for the same patient ID Re-attending within 3 months - Children	142	2,220	6.4%	9.3%	11.4%	11.9%
% of FP17s for the same patient ID Re-attending within 3 months - Adults	479	3,816	12.6%	15.0%	15.7%	15.9%
% of FP17s for the same patient ID Re-attending between 3 & 9 months - Children	1,296	2,220	58.4%	59.5%	60.6%	58.1%
% of FP17s for the same patient ID Re-attending between 3 & 9 months - Adults	1,821	3,816	47.7%	51.2%	52.0%	50.6%
% of FP17s for Band 1 Urgent Courses	583	5,432	10.7%	9.6%	9.6%	9.1%
% of FP17s Relating to Free Repair or Replacements	27	5,432	0.5%	0.6%	0.7%	0.8%
% of FP17s Relating to Continuations	12	5,432	0.2%	0.9%	1.0%	1.1%
% of Patients satisfied with the dentistry they have received	17	17	100.0%	90.4%	91.6%	91.4%
% of Patients satisfied with the time they had to wait for an appointment	14	17	82.4%	87.3%	87.9%	87.7%

* This is based on patients treated on this contract for their most recent course of treatment. Figures in italics indicate the base number of FP17s or Patient Questionnaire responses are less than 100. N/A is shown where the base number of responses is less than 10 during the period. % is calculated as Quantity/Base number*100

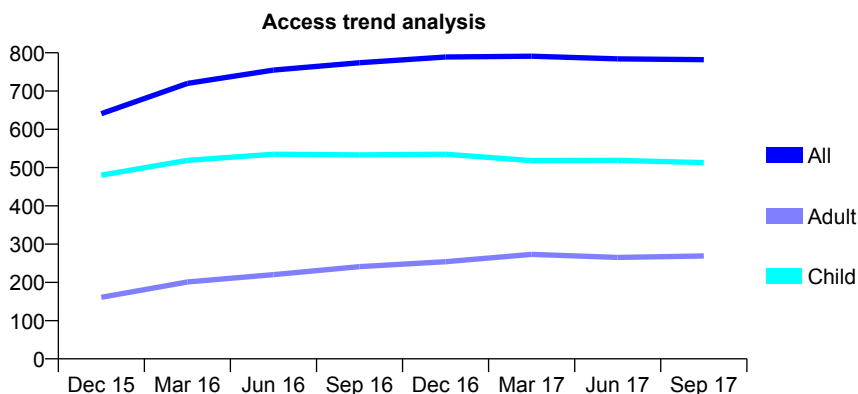
Q68 - Vital Signs At a Glance Contract Report for 129828/0002 - September 2017

Name or company name	Mr SM Frost and Mr P Holmes
Contract type name	GDS Contract
Purpose of contract	General
Contract start date	04/04/2015
Contract end date	

17/18 Contracted general activity (UDA)	1,600
Carry forward general activity (UDA)	0
17/18 Contracted orthodontic activity (UOA)	0
Carry forward orthodontic activity (UOA)	0
Baseline contract value	£43,845.01

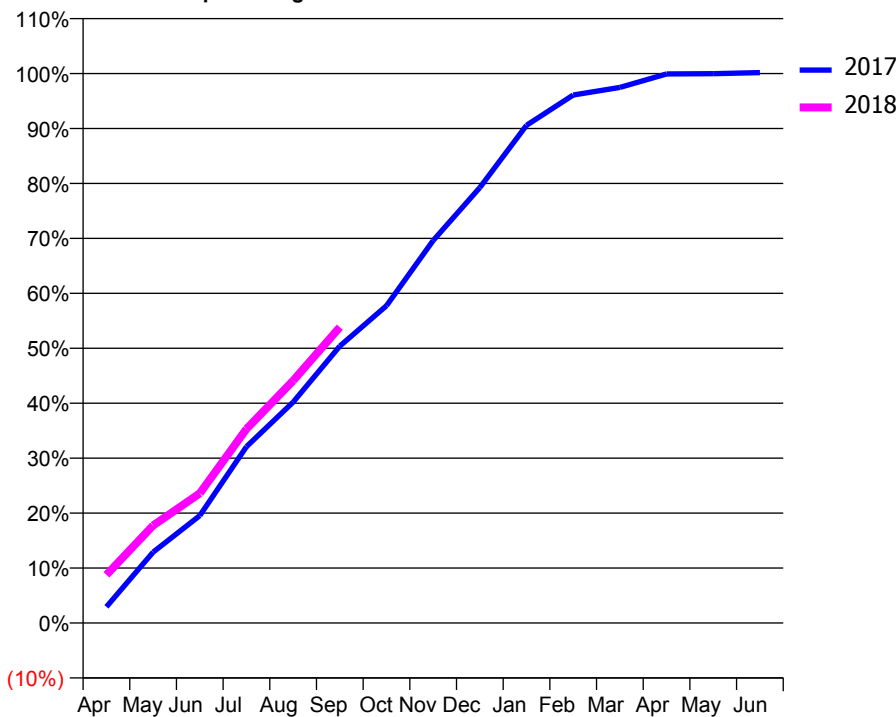
ACCESS*

Patients seen in 24 months	Total	Change since previous quarter
Quarter ending September 2016	774	
Quarter ending December 2016	789	→
Quarter ending March 2017	791	→
Quarter ending June 2017	784	→
Quarter ending September 2017	782	→
Variance since September 2016	1.0%	→



ACTIVITY

Cumulative percentage of contracted UDA delivered 2017 & 2018



Adjusted Scheduled Activity (UDA)

Month	2017	2018
April	47	140
May	206	284
June	313	378
July	513	565
August	643	706
September	806	861
October	924	
November	1,114	
December	1,268	
January	1,449	
February	1,537	
March	1,559	
April	1,599	
May	1,600	
June	1,603	

QUALITY

	Quantity	Base Number	Contract	AT	Region	England
% of FP17s for the same patient ID Re-attending within 3 months - Children	16	449	3.6%	9.3%	11.4%	11.9%
% of FP17s for the same patient ID Re-attending within 3 months - Adults	8	147	5.4%	15.0%	15.7%	15.9%
% of FP17s for the same patient ID Re-attending between 3 & 9 months - Children	300	449	66.8%	59.5%	60.6%	58.1%
% of FP17s for the same patient ID Re-attending between 3 & 9 months - Adults	96	147	65.3%	51.2%	52.0%	50.6%
% of FP17s for Band 1 Urgent Courses	12	567	2.1%	9.6%	9.6%	9.1%
% of FP17s Relating to Free Repair or Replacements	0	567	0.0%	0.6%	0.7%	0.8%
% of FP17s Relating to Continuations	2	567	0.4%	0.9%	1.0%	1.1%
% of Patients satisfied with the dentistry they have received	1	2	N/A	90.4%	91.6%	91.4%
% of Patients satisfied with the time they had to wait for an appointment	2	2	N/A	87.3%	87.9%	87.7%

* This is based on patients treated on this contract for their most recent course of treatment. Figures in italics indicate the base number of FP17s or Patient Questionnaire responses are less than 100. N/A is shown where the base number of responses is less than 10 during the period. % is calculated as Quantity/Base number*100

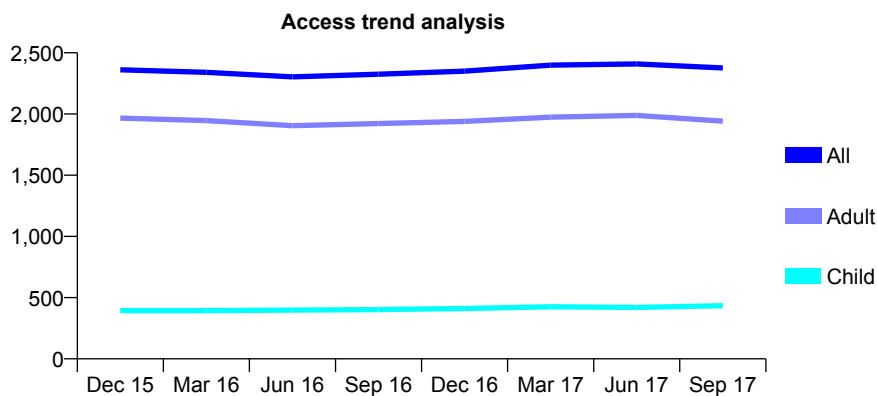
Q68 - Vital Signs At a Glance Contract Report for 130648/0001 - September 2017

Name or company name	Claremont Dental Practice
Contract type name	GDS Contract
Purpose of contract	General
Contract start date	23/02/2009
Contract end date	

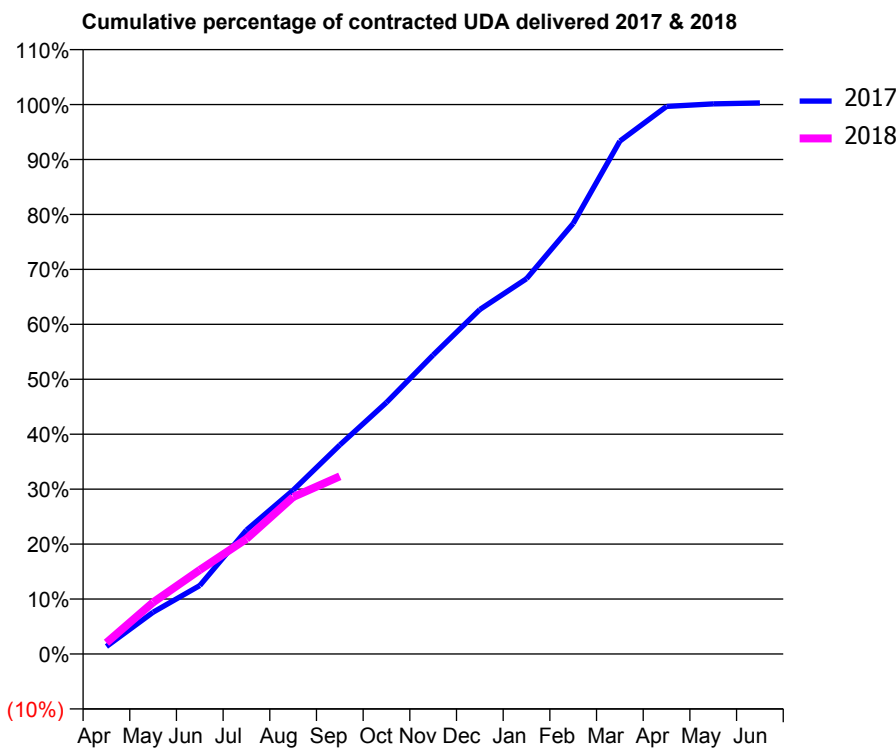
17/18 Contracted general activity (UDA)	9,219
Carry forward general activity (UDA)	-26
17/18 Contracted orthodontic activity (UOA)	0
Carry forward orthodontic activity (UOA)	0
Baseline contract value	£245,099.34

ACCESS*

Patients seen in 24 months	Total	Change since previous quarter
Quarter ending September 2016	2,325	
Quarter ending December 2016	2,350	→
Quarter ending March 2017	2,399	↑
Quarter ending June 2017	2,409	→
Quarter ending September 2017	2,376	↓
Variance since September 2016	2.2%	↑



ACTIVITY



Month	Adjusted Scheduled Activity (UDA)	
	2017	2018
April	126	189
May	702	866
June	1,150	1,411
July	2,079	1,932
August	2,748	2,635
September	3,506	2,980
October	4,221	
November	5,017	
December	5,780	
January	6,296	
February	7,223	
March	8,604	
April	9,187	
May	9,230	
June	9,245	

QUALITY

	Quantity	Base Number	Contract	AT	Region	England
% of FP17s for the same patient ID Re-attending within 3 months - Children	10	259	3.9%	9.3%	11.4%	11.9%
% of FP17s for the same patient ID Re-attending within 3 months - Adults	154	1,320	11.7%	15.0%	15.7%	15.9%
% of FP17s for the same patient ID Re-attending between 3 & 9 months - Children	133	259	51.4%	59.5%	60.6%	58.1%
% of FP17s for the same patient ID Re-attending between 3 & 9 months - Adults	737	1,320	55.8%	51.2%	52.0%	50.6%
% of FP17s for Band 1 Urgent Courses	91	1,401	6.5%	9.6%	9.6%	9.1%
% of FP17s Relating to Free Repair or Replacements	3	1,401	0.2%	0.6%	0.7%	0.8%
% of FP17s Relating to Continuations	12	1,401	0.9%	0.9%	1.0%	1.1%
% of Patients satisfied with the dentistry they have received	8	8	N/A	90.4%	91.6%	91.4%
% of Patients satisfied with the time they had to wait for an appointment	8	8	N/A	87.3%	87.9%	87.7%

* This is based on patients treated on this contract for their most recent course of treatment. Figures in italics indicate the base number of FP17s or Patient Questionnaire responses are less than 100. N/A is shown where the base number of responses is less than 10 during the period. % is calculated as Quantity/Base number*100

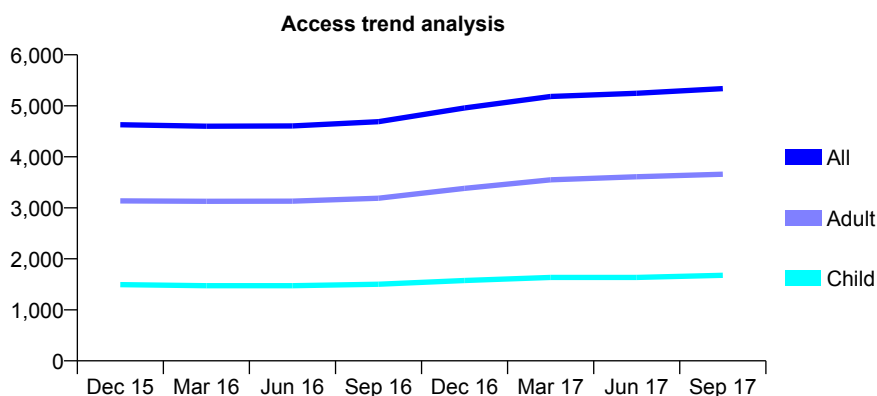
Q68 - Vital Signs At a Glance Contract Report for 131148/0001 - September 2017

Name or company name	Iosis Clinic (Godalming) Ltd
Contract type name	GDS Contract
Purpose of contract	General
Contract start date	01/04/2010
Contract end date	

17/18 Contracted general activity (UDA)	13,232
Carry forward general activity (UDA)	-56
17/18 Contracted orthodontic activity (UOA)	0
Carry forward orthodontic activity (UOA)	0
Baseline contract value	£474,911.39

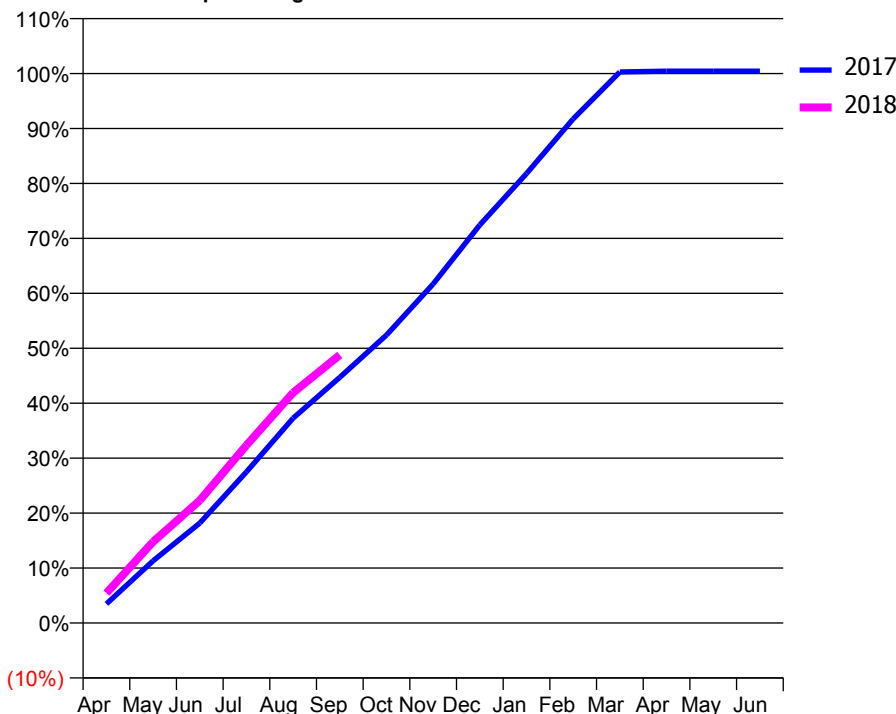
ACCESS*

Patients seen in 24 months	Total	Change since previous quarter
Quarter ending September 2016	4,690	
Quarter ending December 2016	4,958	↑
Quarter ending March 2017	5,183	↑
Quarter ending June 2017	5,245	→
Quarter ending September 2017	5,338	→
Variance since September 2016	13.8%	↑



ACTIVITY

Cumulative percentage of contracted UDA delivered 2017 & 2018



Month	Adjusted Scheduled Activity (UDA)	
	2017	2018
April	460	720
May	1,498	1,958
June	2,408	2,952
July	3,641	4,281
August	4,935	5,547
September	5,916	6,456
October	6,935	
November	8,163	
December	9,586	
January	10,823	
February	12,140	
March	13,271	
April	13,289	
May	13,289	
June	13,288	

QUALITY

	Quantity	Base Number	Contract	AT	Region	England
% of FP17s for the same patient ID Re-attending within 3 months - Children	81	1,310	6.2%	9.3%	11.4%	11.9%
% of FP17s for the same patient ID Re-attending within 3 months - Adults	269	2,528	10.6%	15.0%	15.7%	15.9%
% of FP17s for the same patient ID Re-attending between 3 & 9 months - Children	967	1,310	73.8%	59.5%	60.6%	58.1%
% of FP17s for the same patient ID Re-attending between 3 & 9 months - Adults	1,491	2,528	59.0%	51.2%	52.0%	50.6%
% of FP17s for Band 1 Urgent Courses	302	3,825	7.9%	9.6%	9.6%	9.1%
% of FP17s Relating to Free Repair or Replacements	9	3,825	0.2%	0.6%	0.7%	0.8%
% of FP17s Relating to Continuations	21	3,825	0.5%	0.9%	1.0%	1.1%
% of Patients satisfied with the dentistry they have received	12	12	100.0%	90.4%	91.6%	91.4%
% of Patients satisfied with the time they had to wait for an appointment	10	12	83.3%	87.3%	87.9%	87.7%

* This is based on patients treated on this contract for their most recent course of treatment. Figures in italics indicate the base number of FP17s or Patient Questionnaire responses are less than 100. N/A is shown where the base number of responses is less than 10 during the period. % is calculated as Quantity/Base number*100

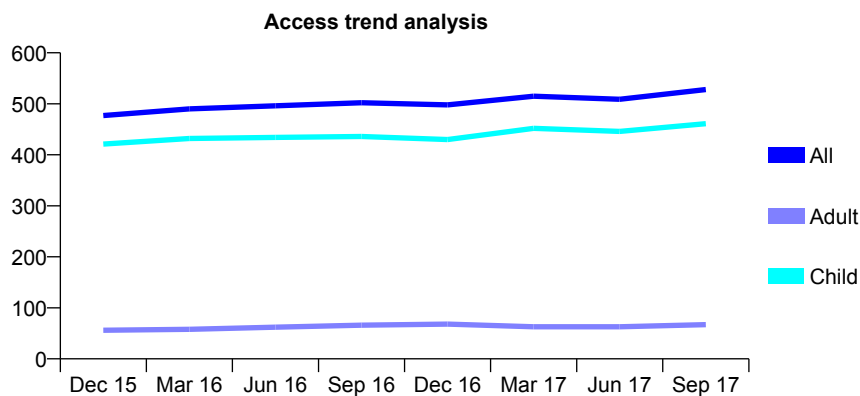
Q68 - Vital Signs At a Glance Contract Report for 131695/0001 - September 2017

Name or company name	Down House Dental Practice Limited
Contract type name	GDS Contract
Purpose of contract	General
Contract start date	01/04/2011
Contract end date	

17/18 Contracted general activity (UDA)	1,306
Carry forward general activity (UDA)	0
17/18 Contracted orthodontic activity (UOA)	0
Carry forward orthodontic activity (UOA)	0
Baseline contract value	£43,001.66

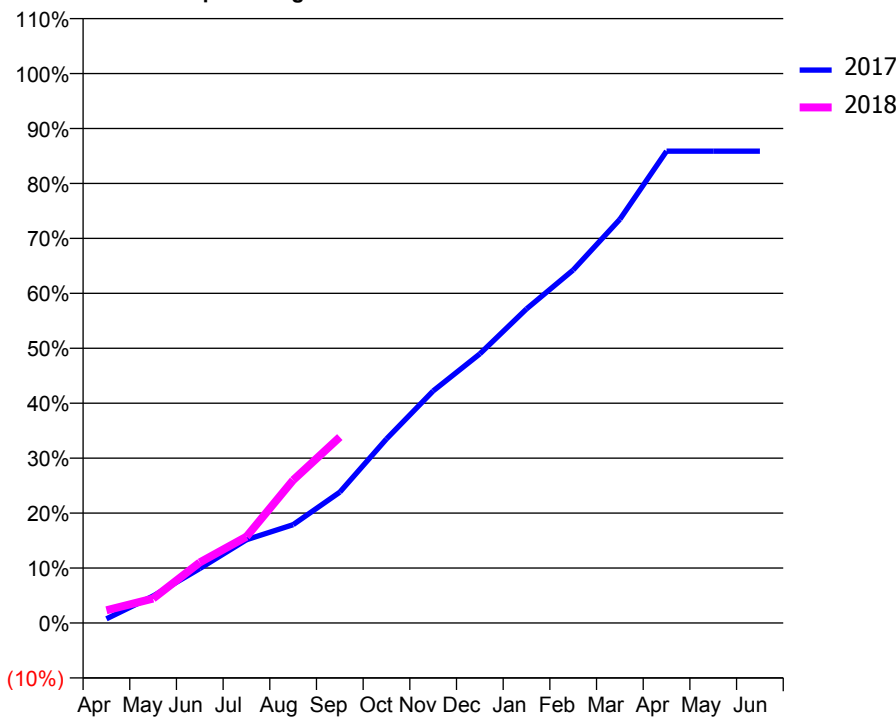
ACCESS*

Patients seen in 24 months	Total	Change since previous quarter
Quarter ending September 2016	502	
Quarter ending December 2016	498	→
Quarter ending March 2017	515	↑
Quarter ending June 2017	509	↓
Quarter ending September 2017	528	↑
Variance since September 2016	5.2%	↑



ACTIVITY

Cumulative percentage of contracted UDA delivered 2017 & 2018



Month	Adjusted Scheduled Activity (UDA)	
	2017	2018
April	10	30
May	64	58
June	129	144
July	198	205
August	234	340
September	311	442
October	437	
November	552	
December	640	
January	747	
February	839	
March	959	
April	1,122	
May	1,122	
June	1,122	

QUALITY

	Quantity	Base Number	Contract	AT	Region	England
% of FP17s for the same patient ID Re-attending within 3 months - Children	41	465	8.8%	9.3%	11.4%	11.9%
% of FP17s for the same patient ID Re-attending within 3 months - Adults	0	0	N/A	15.0%	15.7%	15.9%
% of FP17s for the same patient ID Re-attending between 3 & 9 months - Children	333	465	71.6%	59.5%	60.6%	58.1%
% of FP17s for the same patient ID Re-attending between 3 & 9 months - Adults	0	0	N/A	51.2%	52.0%	50.6%
% of FP17s for Band 1 Urgent Courses	9	359	2.5%	9.6%	9.6%	9.1%
% of FP17s Relating to Free Repair or Replacements	0	359	0.0%	0.6%	0.7%	0.8%
% of FP17s Relating to Continuations	4	359	1.1%	0.9%	1.0%	1.1%
% of Patients satisfied with the dentistry they have received	1	1	N/A	90.4%	91.6%	91.4%
% of Patients satisfied with the time they had to wait for an appointment	1	1	N/A	87.3%	87.9%	87.7%

* This is based on patients treated on this contract for their most recent course of treatment. Figures in italics indicate the base number of FP17s or Patient Questionnaire responses are less than 100. N/A is shown where the base number of responses is less than 10 during the period. % is calculated as Quantity/Base number*100

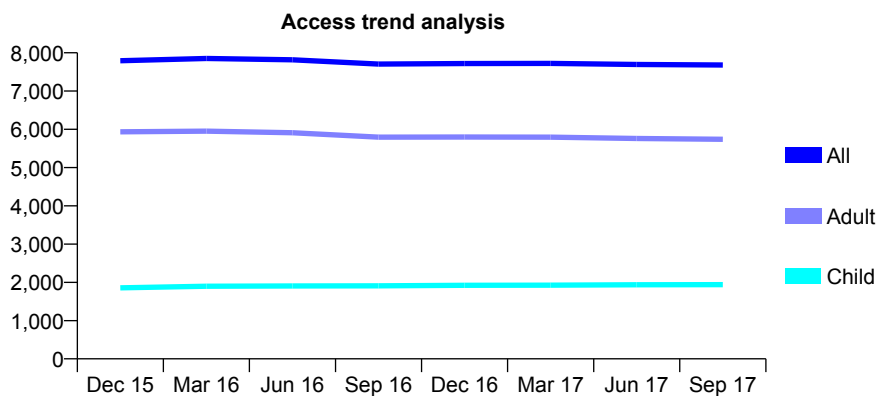
Q68 - Vital Signs At a Glance Contract Report for 131970/0001 - September 2017

Name or company name	Colin Bunce Limited
Contract type name	GDS Contract
Purpose of contract	General
Contract start date	01/11/2010
Contract end date	

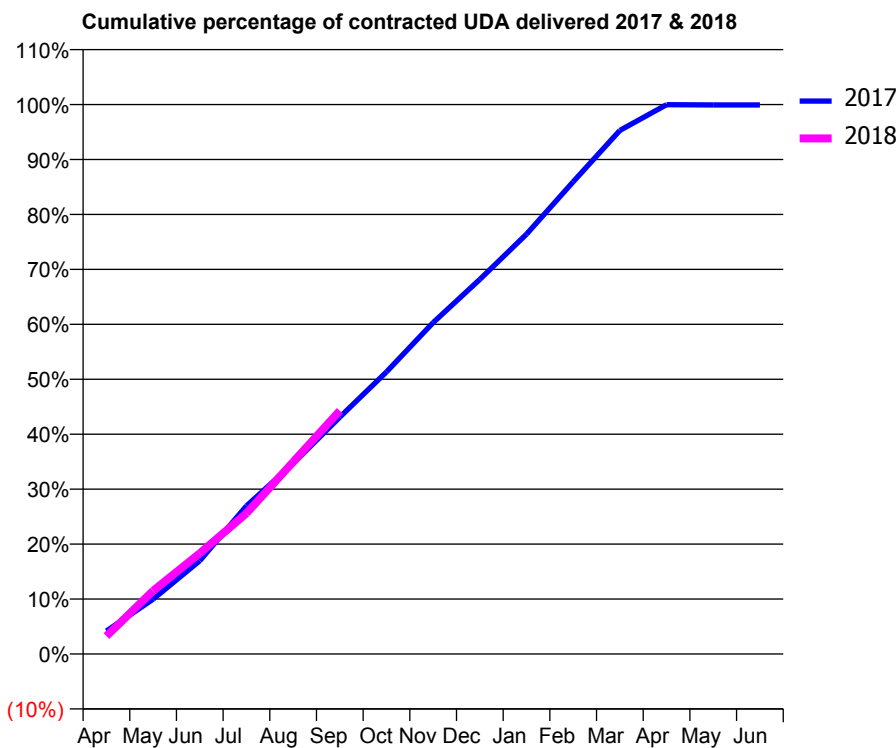
17/18 Contracted general activity (UDA)	24,568
Carry forward general activity (UDA)	19
17/18 Contracted orthodontic activity (UOA)	0
Carry forward orthodontic activity (UOA)	0
Baseline contract value	£612,934.40

ACCESS*

Patients seen in 24 months	Total	Change since previous quarter
Quarter ending September 2016	7,705	
Quarter ending December 2016	7,721	→
Quarter ending March 2017	7,722	→
Quarter ending June 2017	7,694	→
Quarter ending September 2017	7,680	→
Variance since September 2016	(0.3%)	→



ACTIVITY



Adjusted Scheduled Activity (UDA)		
Month	2017	2018
April	1,028	801
May	2,456	2,829
June	4,171	4,505
July	6,621	6,296
August	8,514	8,587
September	10,590	10,878
October	12,611	
November	14,819	
December	16,748	
January	18,771	
February	21,114	
March	23,411	
April	24,563	
May	24,551	
June	24,549	

QUALITY

	Quantity	Base Number	Contract	AT	Region	England
% of FP17s for the same patient ID Re-attending within 3 months - Children	149	1,717	8.7%	9.3%	11.4%	11.9%
% of FP17s for the same patient ID Re-attending within 3 months - Adults	466	4,412	10.6%	15.0%	15.7%	15.9%
% of FP17s for the same patient ID Re-attending between 3 & 9 months - Children	1,220	1,717	71.1%	59.5%	60.6%	58.1%
% of FP17s for the same patient ID Re-attending between 3 & 9 months - Adults	3,028	4,412	68.6%	51.2%	52.0%	50.6%
% of FP17s for Band 1 Urgent Courses	293	5,620	5.2%	9.6%	9.6%	9.1%
% of FP17s Relating to Free Repair or Replacements	49	5,620	0.9%	0.6%	0.7%	0.8%
% of FP17s Relating to Continuations	42	5,620	0.7%	0.9%	1.0%	1.1%
% of Patients satisfied with the dentistry they have received	16	17	94.1%	90.4%	91.6%	91.4%
% of Patients satisfied with the time they had to wait for an appointment	16	17	94.1%	87.3%	87.9%	87.7%

* This is based on patients treated on this contract for their most recent course of treatment. Figures in italics indicate the base number of FP17s or Patient Questionnaire responses are less than 100. N/A is shown where the base number of responses is less than 10 during the period. % is calculated as Quantity/Base number*100

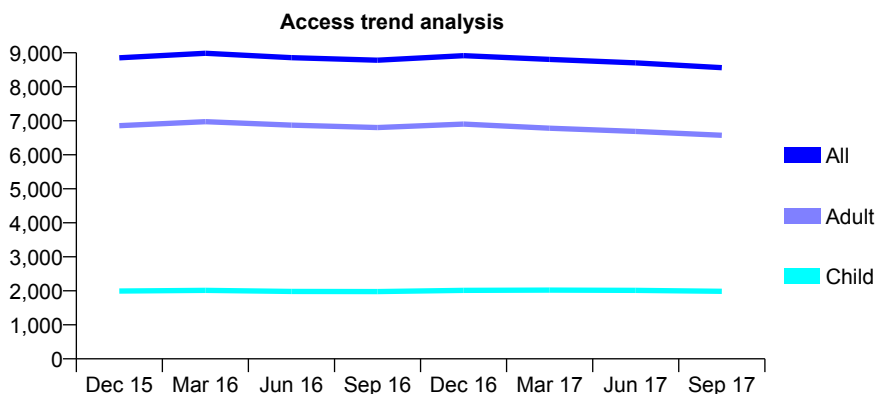
Q68 - Vital Signs At a Glance Contract Report for 132012/0001 - September 2017

Name or company name	Mr RK Sethi and Mr J Patel
Contract type name	GDS Contract
Purpose of contract	General
Contract start date	01/05/2011
Contract end date	

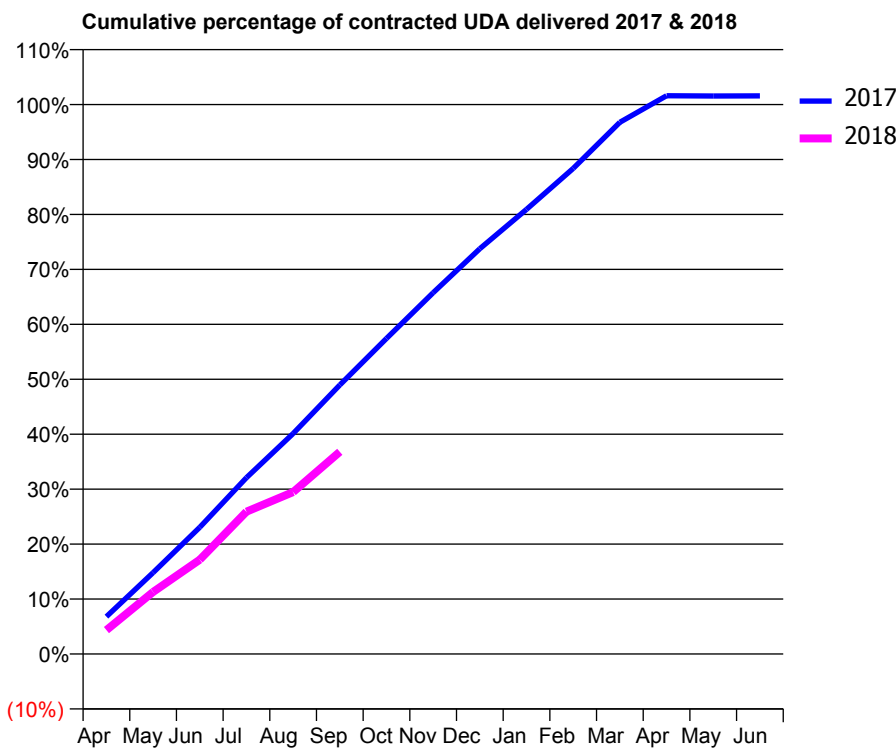
17/18 Contracted general activity (UDA)	20,609
Carry forward general activity (UDA)	-323
17/18 Contracted orthodontic activity (UOA)	0
Carry forward orthodontic activity (UOA)	0
Baseline contract value	£503,975.74

ACCESS*

Patients seen in 24 months	Total	Change since previous quarter
Quarter ending September 2016	8,781	
Quarter ending December 2016	8,915	→
Quarter ending March 2017	8,804	↓
Quarter ending June 2017	8,702	↓
Quarter ending September 2017	8,561	↓
Variance since September 2016	(2.5%)	↓



ACTIVITY



Month	Adjusted Scheduled Activity (UDA)	
	2017	2018
April	1,401	897
May	3,054	2,326
June	4,753	3,540
July	6,615	5,336
August	8,269	6,075
September	10,091	7,586
October	11,837	
November	13,549	
December	15,201	
January	16,676	
February	18,214	
March	19,943	
April	20,938	
May	20,927	
June	20,931	

QUALITY

	Quantity	Base Number	Contract	AT	Region	England
% of FP17s for the same patient ID Re-attending within 3 months - Children	81	1,275	6.4%	9.3%	11.4%	11.9%
% of FP17s for the same patient ID Re-attending within 3 months - Adults	433	3,772	11.5%	15.0%	15.7%	15.9%
% of FP17s for the same patient ID Re-attending between 3 & 9 months - Children	689	1,275	54.0%	59.5%	60.6%	58.1%
% of FP17s for the same patient ID Re-attending between 3 & 9 months - Adults	1,846	3,772	48.9%	51.2%	52.0%	50.6%
% of FP17s for Band 1 Urgent Courses	299	4,036	7.4%	9.6%	9.6%	9.1%
% of FP17s Relating to Free Repair or Replacements	17	4,036	0.4%	0.6%	0.7%	0.8%
% of FP17s Relating to Continuations	9	4,036	0.2%	0.9%	1.0%	1.1%
% of Patients satisfied with the dentistry they have received	9	10	90.0%	90.4%	91.6%	91.4%
% of Patients satisfied with the time they had to wait for an appointment	7	10	70.0%	87.3%	87.9%	87.7%

* This is based on patients treated on this contract for their most recent course of treatment. Figures in italics indicate the base number of FP17s or Patient Questionnaire responses are less than 100. N/A is shown where the base number of responses is less than 10 during the period. % is calculated as Quantity/Base number*100

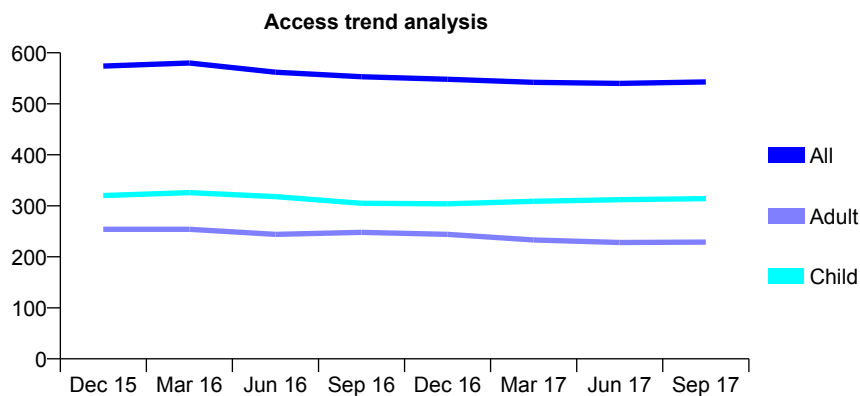
Q68 - Vital Signs At a Glance Contract Report for 132772/0001 - September 2017

Name or company name	The Sutton Dental Practice Ltd
Contract type name	GDS Contract
Purpose of contract	General
Contract start date	01/06/2011
Contract end date	

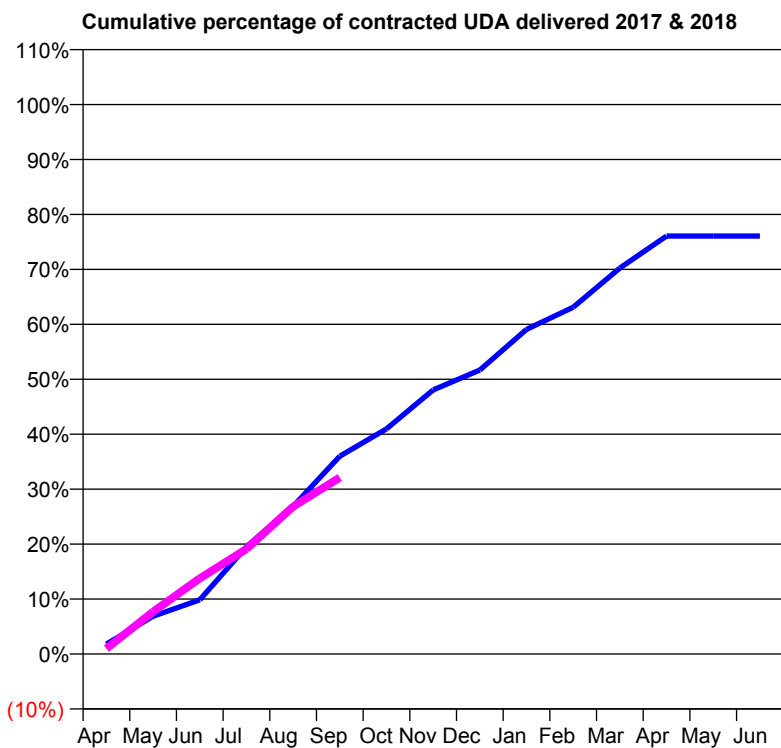
17/18 Contracted general activity (UDA)	1,450
Carry forward general activity (UDA)	0
17/18 Contracted orthodontic activity (UOA)	0
Carry forward orthodontic activity (UOA)	0
Baseline contract value	£43,308.57

ACCESS*

Patients seen in 24 months	Total	Change since previous quarter
Quarter ending September 2016	553	
Quarter ending December 2016	548	→
Quarter ending March 2017	542	↓
Quarter ending June 2017	540	→
Quarter ending September 2017	543	→
Variance since September 2016	(1.8%)	↓



ACTIVITY



Adjusted Scheduled Activity (UDA)		
Month	2017	2018
April	26	14
May	100	112
June	143	200
July	283	277
August	390	389
September	522	466
October	594	
November	697	
December	749	
January	857	
February	915	
March	1,019	
April	1,103	
May	1,103	
June	1,103	

QUALITY

	Quantity	Base Number	Contract	AT	Region	England
% of FP17s for the same patient ID Re-attending within 3 months - Children	10	200	5.0%	9.3%	11.4%	11.9%
% of FP17s for the same patient ID Re-attending within 3 months - Adults	28	132	21.2%	15.0%	15.7%	15.9%
% of FP17s for the same patient ID Re-attending between 3 & 9 months - Children	111	200	55.5%	59.5%	60.6%	58.1%
% of FP17s for the same patient ID Re-attending between 3 & 9 months - Adults	52	132	39.4%	51.2%	52.0%	50.6%
% of FP17s for Band 1 Urgent Courses	24	301	8.0%	9.6%	9.6%	9.1%
% of FP17s Relating to Free Repair or Replacements	1	301	0.3%	0.6%	0.7%	0.8%
% of FP17s Relating to Continuations	3	301	1.0%	0.9%	1.0%	1.1%
% of Patients satisfied with the dentistry they have received	0	0	N/A	90.4%	91.6%	91.4%
% of Patients satisfied with the time they had to wait for an appointment	0	0	N/A	87.3%	87.9%	87.7%

* This is based on patients treated on this contract for their most recent course of treatment. Figures in italics indicate the base number of FP17s or Patient Questionnaire responses are less than 100. N/A is shown where the base number of responses is less than 10 during the period. % is calculated as Quantity/Base number*100

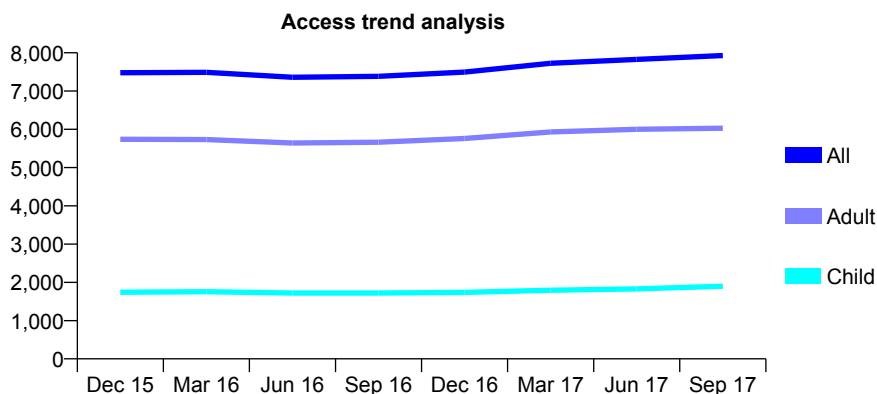
Q68 - Vital Signs At a Glance Contract Report for 132888/0001 - September 2017

Name or company name	Lowcroft Dental Surgery Ltd
Contract type name	GDS Contract
Purpose of contract	General
Contract start date	01/01/2013
Contract end date	

17/18 Contracted general activity (UDA)	22,217
Carry forward general activity (UDA)	-273
17/18 Contracted orthodontic activity (UOA)	0
Carry forward orthodontic activity (UOA)	0
Baseline contract value	£591,640.29

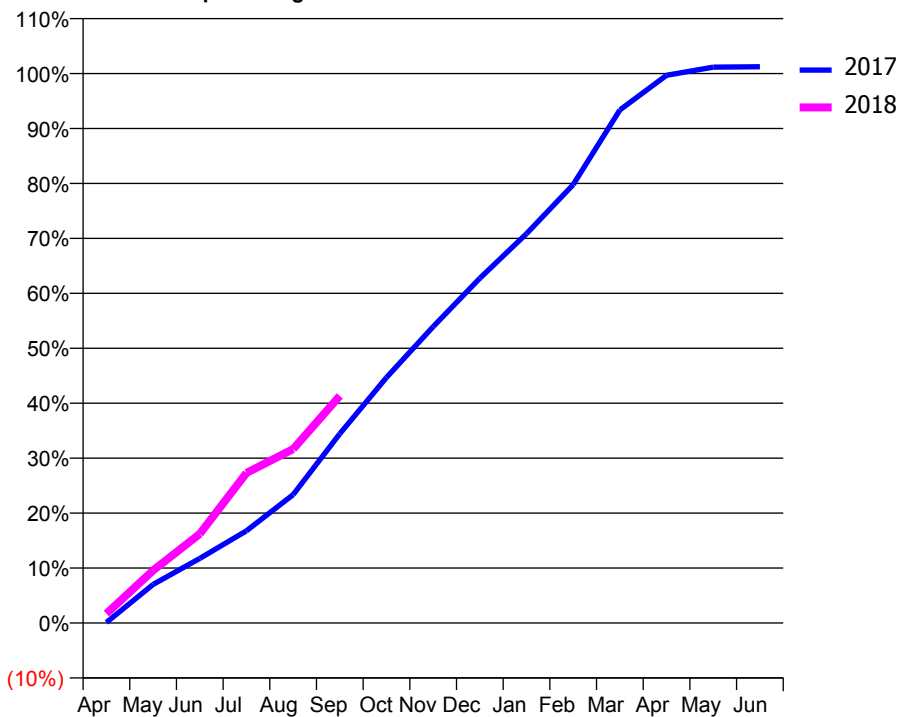
ACCESS*

Patients seen in 24 months	Total	Change since previous quarter
Quarter ending September 2016	7,384	
Quarter ending December 2016	7,495	→
Quarter ending March 2017	7,727	↑
Quarter ending June 2017	7,829	→
Quarter ending September 2017	7,928	→
Variance since September 2016	7.4%	↑



ACTIVITY

Cumulative percentage of contracted UDA delivered 2017 & 2018



Month	Adjusted Scheduled Activity (UDA)	
	2017	2018
April	25	380
May	1,560	2,125
June	2,615	3,602
July	3,730	6,067
August	5,188	7,034
September	7,652	9,184
October	9,928	
November	11,984	
December	13,940	
January	15,739	
February	17,722	
March	20,743	
April	22,148	
May	22,476	
June	22,490	

QUALITY

	Quantity	Base Number	Contract	AT	Region	England
% of FP17s for the same patient ID Re-attending within 3 months - Children	69	1,255	5.5%	9.3%	11.4%	11.9%
% of FP17s for the same patient ID Re-attending within 3 months - Adults	567	3,927	14.4%	15.0%	15.7%	15.9%
% of FP17s for the same patient ID Re-attending between 3 & 9 months - Children	750	1,255	59.8%	59.5%	60.6%	58.1%
% of FP17s for the same patient ID Re-attending between 3 & 9 months - Adults	2,169	3,927	55.2%	51.2%	52.0%	50.6%
% of FP17s for Band 1 Urgent Courses	206	4,447	4.6%	9.6%	9.6%	9.1%
% of FP17s Relating to Free Repair or Replacements	51	4,447	1.1%	0.6%	0.7%	0.8%
% of FP17s Relating to Continuations	58	4,447	1.3%	0.9%	1.0%	1.1%
% of Patients satisfied with the dentistry they have received	13	16	81.3%	90.4%	91.6%	91.4%
% of Patients satisfied with the time they had to wait for an appointment	12	16	75.0%	87.3%	87.9%	87.7%

* This is based on patients treated on this contract for their most recent course of treatment. Figures in italics indicate the base number of FP17s or Patient Questionnaire responses are less than 100. N/A is shown where the base number of responses is less than 10 during the period. % is calculated as Quantity/Base number*100

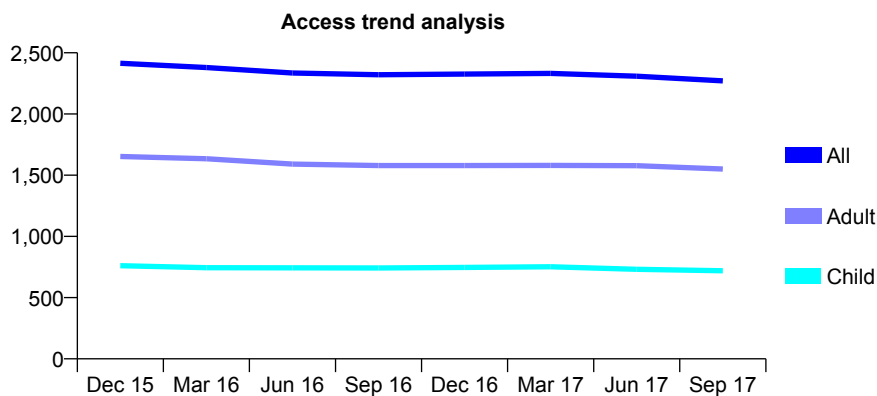
Q68 - Vital Signs At a Glance Contract Report for 133817/0001 - September 2017

Name or company name	Mr A Patel
Contract type name	GDS Contract
Purpose of contract	General
Contract start date	01/12/2013
Contract end date	

17/18 Contracted general activity (UDA)	6,536
Carry forward general activity (UDA)	-55
17/18 Contracted orthodontic activity (UOA)	0
Carry forward orthodontic activity (UOA)	0
Baseline contract value	£203,199.25

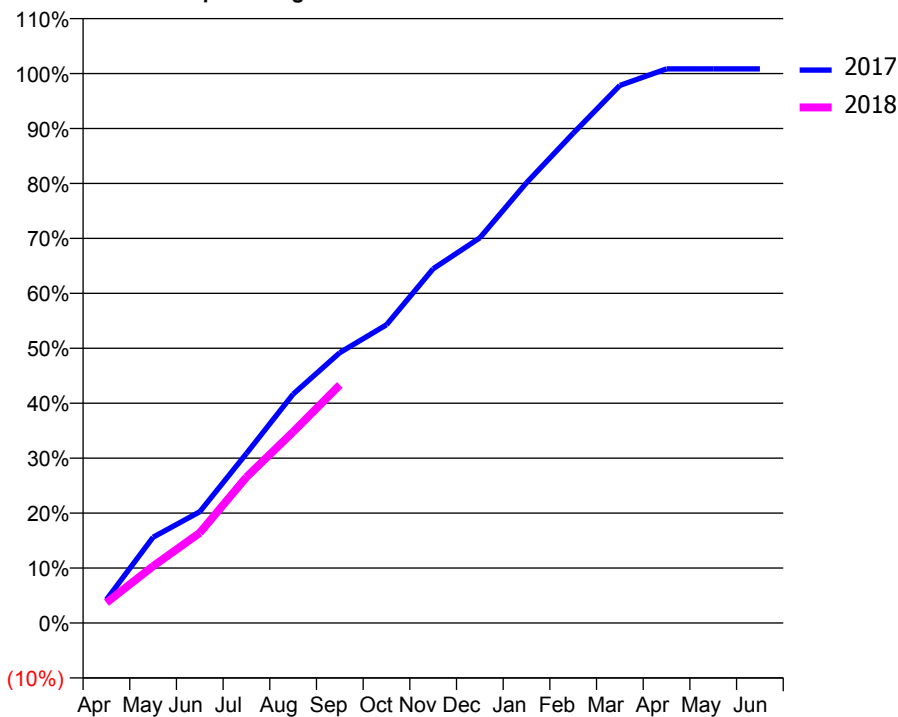
ACCESS*

Patients seen in 24 months	Total	Change since previous quarter
Quarter ending September 2016	2,321	
Quarter ending December 2016	2,326	→
Quarter ending March 2017	2,332	→
Quarter ending June 2017	2,309	→
Quarter ending September 2017	2,271	↓
Variance since September 2016	(2.2%)	↓



ACTIVITY

Cumulative percentage of contracted UDA delivered 2017 & 2018



Month	Adjusted Scheduled Activity (UDA)	
	2017	2018
April	279	242
May	1,020	676
June	1,324	1,073
July	2,017	1,736
August	2,723	2,274
September	3,215	2,832
October	3,547	
November	4,214	
December	4,581	
January	5,236	
February	5,826	
March	6,394	
April	6,591	
May	6,591	
June	6,591	

QUALITY

	Quantity	Base Number	Contract	AT	Region	England
% of FP17s for the same patient ID Re-attending within 3 months - Children	25	541	4.6%	9.3%	11.4%	11.9%
% of FP17s for the same patient ID Re-attending within 3 months - Adults	101	1,135	8.9%	15.0%	15.7%	15.9%
% of FP17s for the same patient ID Re-attending between 3 & 9 months - Children	404	541	74.7%	59.5%	60.6%	58.1%
% of FP17s for the same patient ID Re-attending between 3 & 9 months - Adults	807	1,135	71.1%	51.2%	52.0%	50.6%
% of FP17s for Band 1 Urgent Courses	43	1,561	2.8%	9.6%	9.6%	9.1%
% of FP17s Relating to Free Repair or Replacements	6	1,561	0.4%	0.6%	0.7%	0.8%
% of FP17s Relating to Continuations	10	1,561	0.6%	0.9%	1.0%	1.1%
% of Patients satisfied with the dentistry they have received	2	2	N/A	90.4%	91.6%	91.4%
% of Patients satisfied with the time they had to wait for an appointment	2	2	N/A	87.3%	87.9%	87.7%

* This is based on patients treated on this contract for their most recent course of treatment. Figures in italics indicate the base number of FP17s or Patient Questionnaire responses are less than 100. N/A is shown where the base number of responses is less than 10 during the period. % is calculated as Quantity/Base number*100

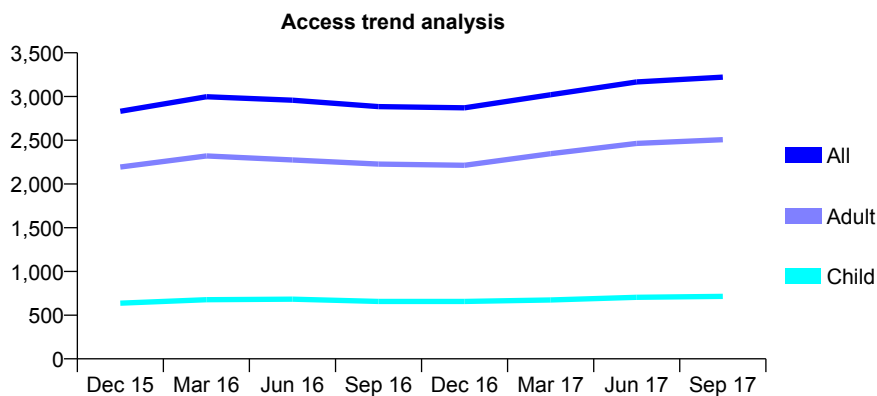
Q68 - Vital Signs At a Glance Contract Report for 134023/0001 - September 2017

Name or company name	Bright Dental Clinic Limited
Contract type name	GDS Contract
Purpose of contract	General
Contract start date	01/04/2014
Contract end date	

17/18 Contracted general activity (UDA)	7,557
Carry forward general activity (UDA)	-152
17/18 Contracted orthodontic activity (UOA)	0
Carry forward orthodontic activity (UOA)	0
Baseline contract value	£195,586.74

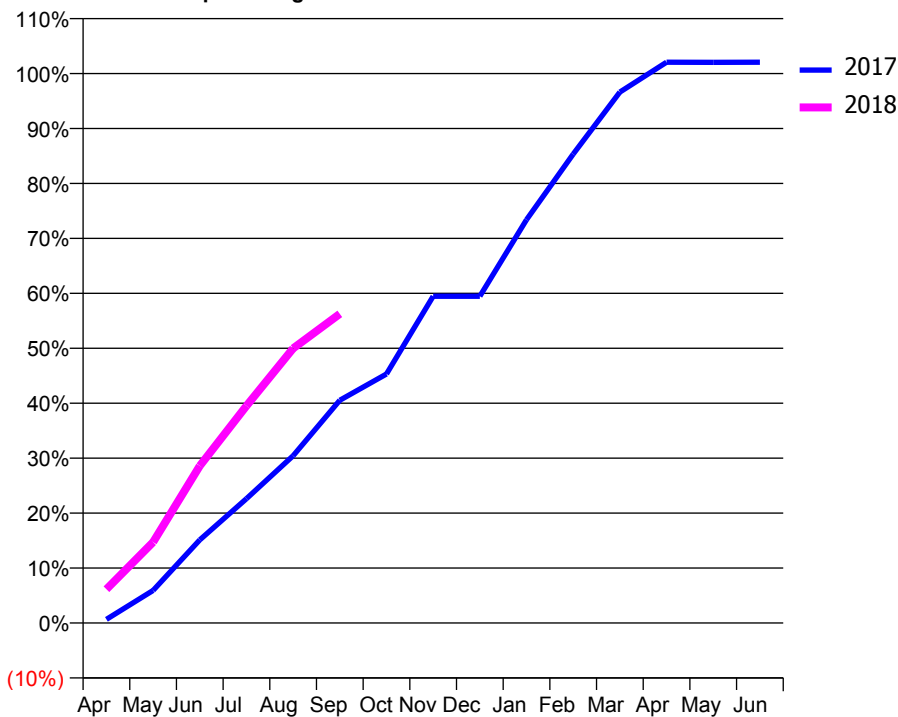
ACCESS*

Patients seen in 24 months	Total	Change since previous quarter
Quarter ending September 2016	2,885	
Quarter ending December 2016	2,871	→
Quarter ending March 2017	3,021	↑
Quarter ending June 2017	3,167	↑
Quarter ending September 2017	3,221	→
Variance since September 2016	11.6%	↑



ACTIVITY

Cumulative percentage of contracted UDA delivered 2017 & 2018



Month	Adjusted Scheduled Activity (UDA)	
	2017	2018
April	51	465
May	449	1,111
June	1,143	2,161
July	1,711	2,986
August	2,300	3,776
September	3,064	4,253
October	3,425	
November	4,493	
December	4,493	
January	5,547	
February	6,449	
March	7,302	
April	7,712	
May	7,711	
June	7,712	

QUALITY

	Quantity	Base Number	Contract	AT	Region	England
% of FP17s for the same patient ID Re-attending within 3 months - Children	48	530	9.1%	9.3%	11.4%	11.9%
% of FP17s for the same patient ID Re-attending within 3 months - Adults	266	1,658	16.0%	15.0%	15.7%	15.9%
% of FP17s for the same patient ID Re-attending between 3 & 9 months - Children	246	530	46.4%	59.5%	60.6%	58.1%
% of FP17s for the same patient ID Re-attending between 3 & 9 months - Adults	604	1,658	36.4%	51.2%	52.0%	50.6%
% of FP17s for Band 1 Urgent Courses	313	1,985	15.8%	9.6%	9.6%	9.1%
% of FP17s Relating to Free Repair or Replacements	5	1,985	0.3%	0.6%	0.7%	0.8%
% of FP17s Relating to Continuations	0	1,985	0.0%	0.9%	1.0%	1.1%
% of Patients satisfied with the dentistry they have received	5	6	N/A	90.4%	91.6%	91.4%
% of Patients satisfied with the time they had to wait for an appointment	5	6	N/A	87.3%	87.9%	87.7%

* This is based on patients treated on this contract for their most recent course of treatment. Figures in italics indicate the base number of FP17s or Patient Questionnaire responses are less than 100. N/A is shown where the base number of responses is less than 10 during the period. % is calculated as Quantity/Base number*100

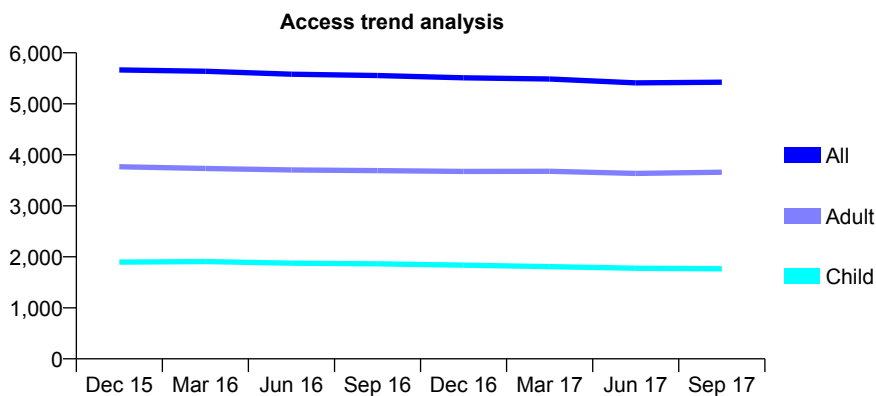
Q68 - Vital Signs At a Glance Contract Report for 134635/0001 - September 2017

Name or company name	The Bosham Clinic Limited
Contract type name	GDS Contract
Purpose of contract	General
Contract start date	01/04/2011
Contract end date	

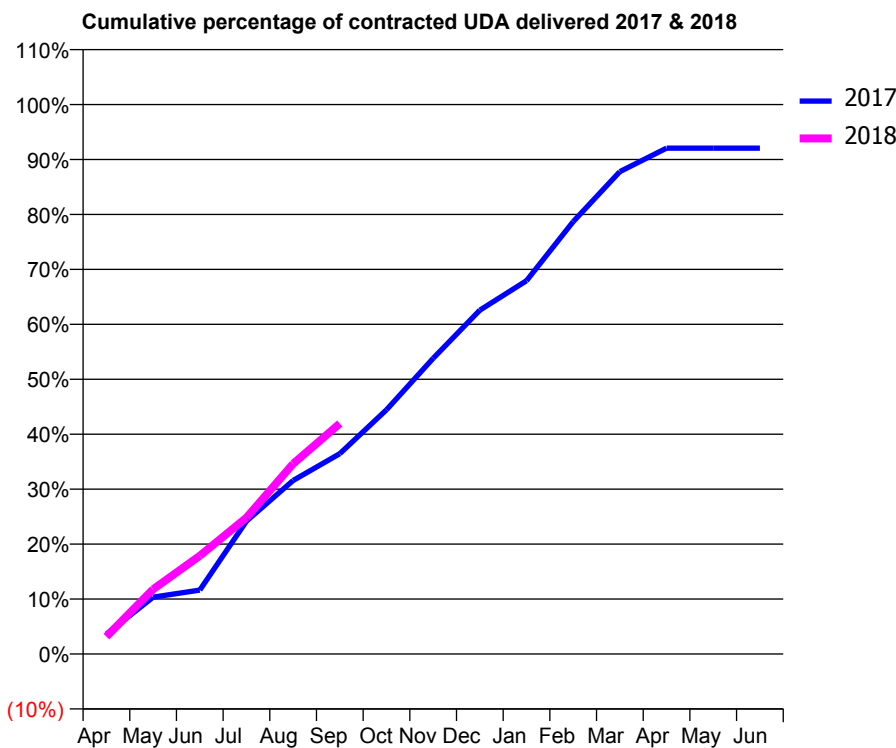
17/18 Contracted general activity (UDA)	16,055
Carry forward general activity (UDA)	0
17/18 Contracted orthodontic activity (UOA)	0
Carry forward orthodontic activity (UOA)	0
Baseline contract value	£415,431.50

ACCESS*

Patients seen in 24 months	Total	Change since previous quarter
Quarter ending September 2016	5,553	
Quarter ending December 2016	5,510	→
Quarter ending March 2017	5,485	→
Quarter ending June 2017	5,411	↓
Quarter ending September 2017	5,423	→
Variance since September 2016	(2.3%)	↓



ACTIVITY



Month	Adjusted Scheduled Activity (UDA)	
	2017	2018
April	581	507
May	1,661	1,893
June	1,868	2,870
July	3,884	3,984
August	5,069	5,558
September	5,854	6,734
October	7,135	
November	8,638	
December	10,047	
January	10,905	
February	12,633	
March	14,096	
April	14,780	
May	14,780	
June	14,780	

QUALITY

	Quantity	Base Number	Contract	AT	Region	England
% of FP17s for the same patient ID Re-attending within 3 months - Children	81	1,395	5.8%	9.3%	11.4%	11.9%
% of FP17s for the same patient ID Re-attending within 3 months - Adults	391	2,899	13.5%	15.0%	15.7%	15.9%
% of FP17s for the same patient ID Re-attending between 3 & 9 months - Children	967	1,395	69.3%	59.5%	60.6%	58.1%
% of FP17s for the same patient ID Re-attending between 3 & 9 months - Adults	1,909	2,899	65.9%	51.2%	52.0%	50.6%
% of FP17s for Band 1 Urgent Courses	194	3,972	4.9%	9.6%	9.6%	9.1%
% of FP17s Relating to Free Repair or Replacements	7	3,972	0.2%	0.6%	0.7%	0.8%
% of FP17s Relating to Continuations	78	3,972	2.0%	0.9%	1.0%	1.1%
% of Patients satisfied with the dentistry they have received	5	6	N/A	90.4%	91.6%	91.4%
% of Patients satisfied with the time they had to wait for an appointment	6	6	N/A	87.3%	87.9%	87.7%

* This is based on patients treated on this contract for their most recent course of treatment. Figures in italics indicate the base number of FP17s or Patient Questionnaire responses are less than 100. N/A is shown where the base number of responses is less than 10 during the period. % is calculated as Quantity/Base number*100

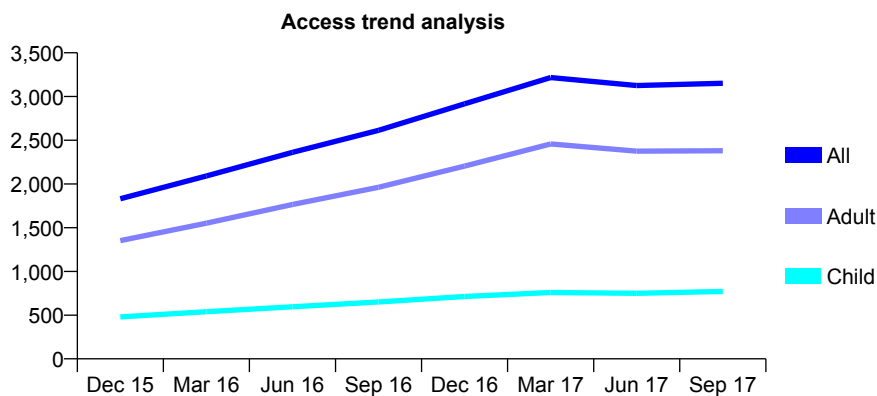
Q68 - Vital Signs At a Glance Contract Report for 137006/0001 - September 2017

Name or company name	Mr R M Qureshi and Mr W Akhtar
Contract type name	GDS Contract
Purpose of contract	General
Contract start date	01/04/2015
Contract end date	

17/18 Contracted general activity (UDA)	8,158
Carry forward general activity (UDA)	-29
17/18 Contracted orthodontic activity (UOA)	0
Carry forward orthodontic activity (UOA)	0
Baseline contract value	£194,049.89

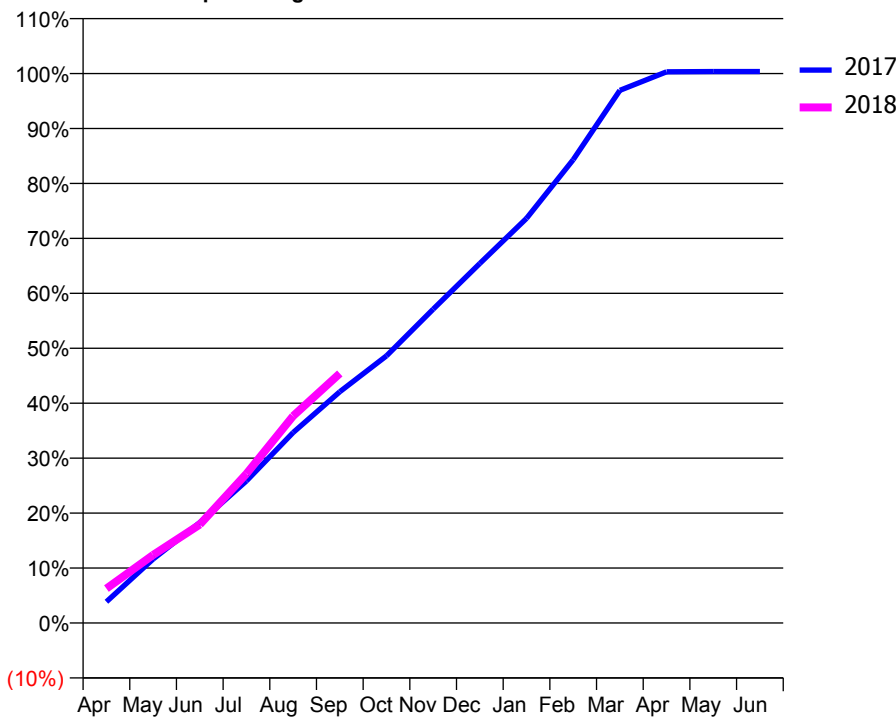
ACCESS*

Patients seen in 24 months	Total	Change since previous quarter
Quarter ending September 2016	2,613	
Quarter ending December 2016	2,917	↑
Quarter ending March 2017	3,217	↑
Quarter ending June 2017	3,126	↓
Quarter ending September 2017	3,151	→
Variance since September 2016	20.6%	↑



ACTIVITY

Cumulative percentage of contracted UDA delivered 2017 & 2018



Month	Adjusted Scheduled Activity (UDA)	
	2017	2018
April	315	513
May	949	1,012
June	1,493	1,462
July	2,108	2,217
August	2,828	3,073
September	3,434	3,705
October	3,967	
November	4,658	
December	5,338	
January	6,007	
February	6,879	
March	7,909	
April	8,184	
May	8,187	
June	8,187	

QUALITY

	Quantity	Base Number	Contract	AT	Region	England
% of FP17s for the same patient ID Re-attending within 3 months - Children	32	457	7.0%	9.3%	11.4%	11.9%
% of FP17s for the same patient ID Re-attending within 3 months - Adults	149	1,253	11.9%	15.0%	15.7%	15.9%
% of FP17s for the same patient ID Re-attending between 3 & 9 months - Children	189	457	41.4%	59.5%	60.6%	58.1%
% of FP17s for the same patient ID Re-attending between 3 & 9 months - Adults	426	1,253	34.0%	51.2%	52.0%	50.6%
% of FP17s for Band 1 Urgent Courses	284	1,623	17.5%	9.6%	9.6%	9.1%
% of FP17s Relating to Free Repair or Replacements	3	1,623	0.2%	0.6%	0.7%	0.8%
% of FP17s Relating to Continuations	10	1,623	0.6%	0.9%	1.0%	1.1%
% of Patients satisfied with the dentistry they have received	1	1	N/A	90.4%	91.6%	91.4%
% of Patients satisfied with the time they had to wait for an appointment	1	1	N/A	87.3%	87.9%	87.7%

* This is based on patients treated on this contract for their most recent course of treatment. Figures in italics indicate the base number of FP17s or Patient Questionnaire responses are less than 100. N/A is shown where the base number of responses is less than 10 during the period. % is calculated as Quantity/Base number*100

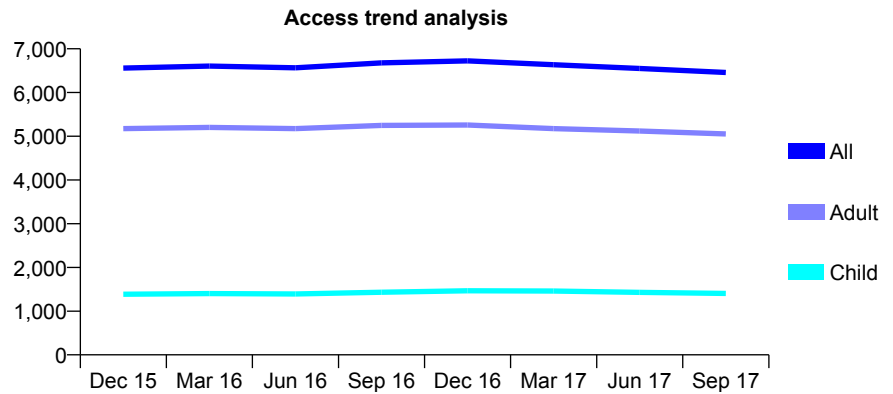
Q68 - Vital Signs At a Glance Contract Report for 137227/0001 - September 2017

Name or company name	Mr A Pangotra and Associates
Contract type name	GDS Contract
Purpose of contract	General
Contract start date	01/08/2012
Contract end date	

17/18 Contracted general activity (UDA)	23,000
Carry forward general activity (UDA)	206
17/18 Contracted orthodontic activity (UOA)	0
Carry forward orthodontic activity (UOA)	0
Baseline contract value	£680,678.19

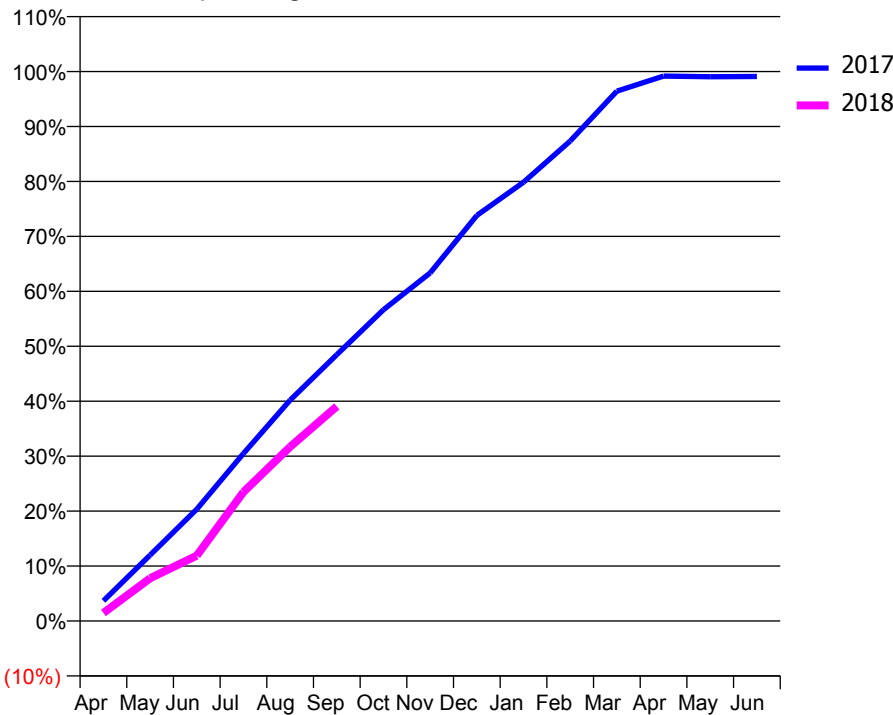
ACCESS*

Patients seen in 24 months	Total	Change since previous quarter
Quarter ending September 2016	6,679	
Quarter ending December 2016	6,723	→
Quarter ending March 2017	6,635	↓
Quarter ending June 2017	6,549	↓
Quarter ending September 2017	6,458	↓
Variance since September 2016	(3.3%)	↓



ACTIVITY

Cumulative percentage of contracted UDA delivered 2017 & 2018



Month	Adjusted Scheduled Activity (UDA)	
	2017	2018
April	846	339
May	2,759	1,789
June	4,682	2,738
July	7,014	5,397
August	9,246	7,291
September	11,147	8,983
October	13,031	
November	14,573	
December	16,976	
January	18,363	
February	20,093	
March	22,176	
April	22,806	
May	22,782	
June	22,794	

QUALITY

	Quantity	Base Number	Contract	AT	Region	England
% of FP17s for the same patient ID Re-attending within 3 months - Children	49	891	5.5%	9.3%	11.4%	11.9%
% of FP17s for the same patient ID Re-attending within 3 months - Adults	485	2,741	17.7%	15.0%	15.7%	15.9%
% of FP17s for the same patient ID Re-attending between 3 & 9 months - Children	485	891	54.4%	59.5%	60.6%	58.1%
% of FP17s for the same patient ID Re-attending between 3 & 9 months - Adults	1,247	2,741	45.5%	51.2%	52.0%	50.6%
% of FP17s for Band 1 Urgent Courses	420	3,402	12.3%	9.6%	9.6%	9.1%
% of FP17s Relating to Free Repair or Replacements	3	3,402	0.1%	0.6%	0.7%	0.8%
% of FP17s Relating to Continuations	35	3,402	1.0%	0.9%	1.0%	1.1%
% of Patients satisfied with the dentistry they have received	8	10	80.0%	90.4%	91.6%	91.4%
% of Patients satisfied with the time they had to wait for an appointment	9	10	90.0%	87.3%	87.9%	87.7%

* This is based on patients treated on this contract for their most recent course of treatment. Figures in italics indicate the base number of FP17s or Patient Questionnaire responses are less than 100. N/A is shown where the base number of responses is less than 10 during the period. % is calculated as Quantity/Base number*100

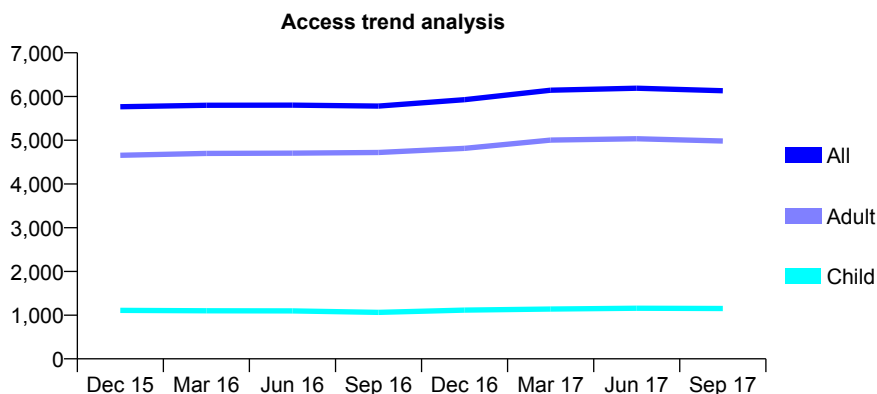
Q68 - Vital Signs At a Glance Contract Report for 138053/0001 - September 2017

Name or company name	Richmond House Practice Limited
Contract type name	GDS Contract
Purpose of contract	General
Contract start date	01/10/2011
Contract end date	

17/18 Contracted general activity (UDA)	16,550
Carry forward general activity (UDA)	411
17/18 Contracted orthodontic activity (UOA)	0
Carry forward orthodontic activity (UOA)	0
Baseline contract value	£461,786.07

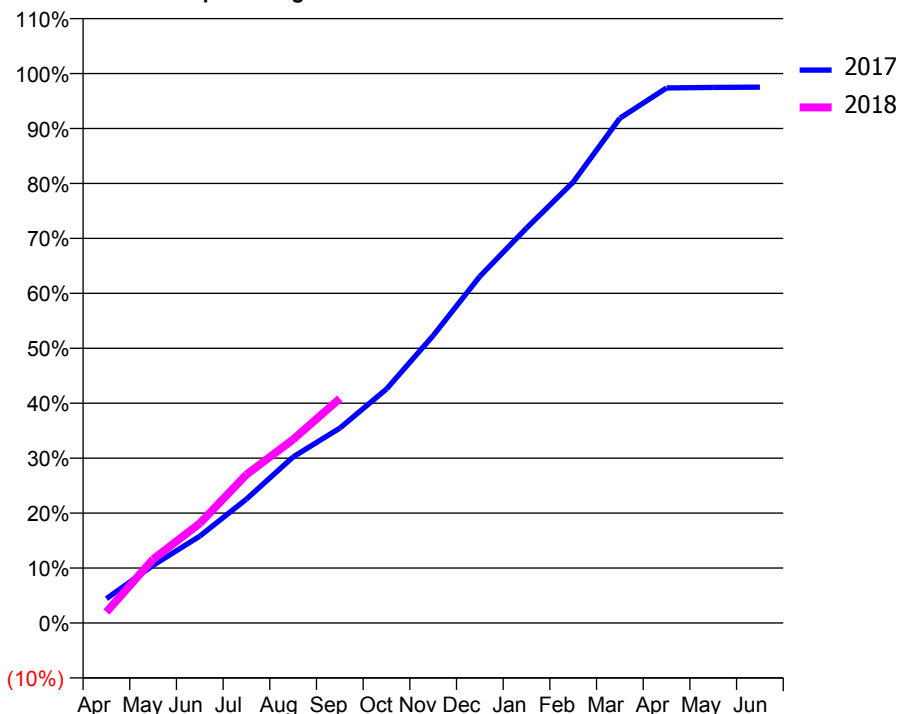
ACCESS*

Patients seen in 24 months	Total	Change since previous quarter
Quarter ending September 2016	5,783	
Quarter ending December 2016	5,928	↑
Quarter ending March 2017	6,143	↑
Quarter ending June 2017	6,191	→
Quarter ending September 2017	6,133	→
Variance since September 2016	6.1%	↑



ACTIVITY

Cumulative percentage of contracted UDA delivered 2017 & 2018



Adjusted Scheduled Activity (UDA)

Month	2017	2018
April	732	332
May	1,736	1,921
June	2,618	3,003
July	3,735	4,473
August	5,002	5,528
September	5,871	6,761
October	7,045	
November	8,656	
December	10,441	
January	11,894	
February	13,281	
March	15,203	
April	16,116	
May	16,131	
June	16,138	

QUALITY

	Quantity	Base Number	Contract	AT	Region	England
% of FP17s for the same patient ID Re-attending within 3 months - Children	43	926	4.6%	9.3%	11.4%	11.9%
% of FP17s for the same patient ID Re-attending within 3 months - Adults	380	3,517	10.8%	15.0%	15.7%	15.9%
% of FP17s for the same patient ID Re-attending between 3 & 9 months - Children	645	926	69.7%	59.5%	60.6%	58.1%
% of FP17s for the same patient ID Re-attending between 3 & 9 months - Adults	2,036	3,517	57.9%	51.2%	52.0%	50.6%
% of FP17s for Band 1 Urgent Courses	136	4,073	3.3%	9.6%	9.6%	9.1%
% of FP17s Relating to Free Repair or Replacements	26	4,073	0.6%	0.6%	0.7%	0.8%
% of FP17s Relating to Continuations	65	4,073	1.6%	0.9%	1.0%	1.1%
% of Patients satisfied with the dentistry they have received	10	10	100.0%	90.4%	91.6%	91.4%
% of Patients satisfied with the time they had to wait for an appointment	8	10	80.0%	87.3%	87.9%	87.7%

* This is based on patients treated on this contract for their most recent course of treatment. Figures in italics indicate the base number of FP17s or Patient Questionnaire responses are less than 100. N/A is shown where the base number of responses is less than 10 during the period. % is calculated as Quantity/Base number*100

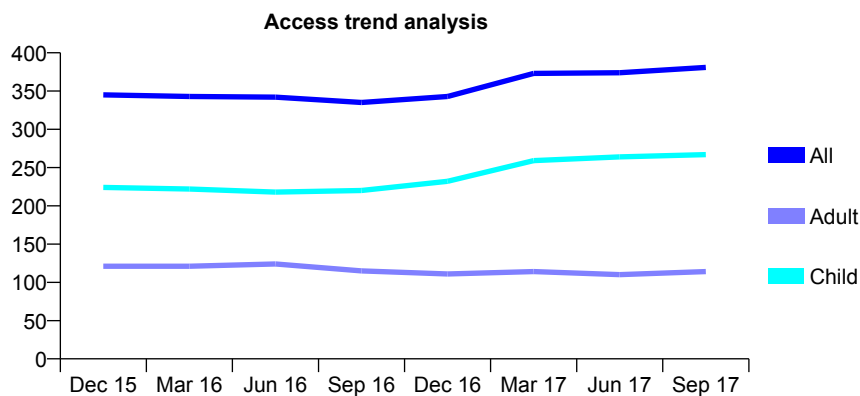
Q68 - Vital Signs At a Glance Contract Report for 141011/0001 - September 2017

Name or company name	APF Dental Practice
Contract type name	GDS Contract
Purpose of contract	General
Contract start date	01/04/2006
Contract end date	

17/18 Contracted general activity (UDA)	830
Carry forward general activity (UDA)	16
17/18 Contracted orthodontic activity (UOA)	0
Carry forward orthodontic activity (UOA)	0
Baseline contract value	£23,305.89

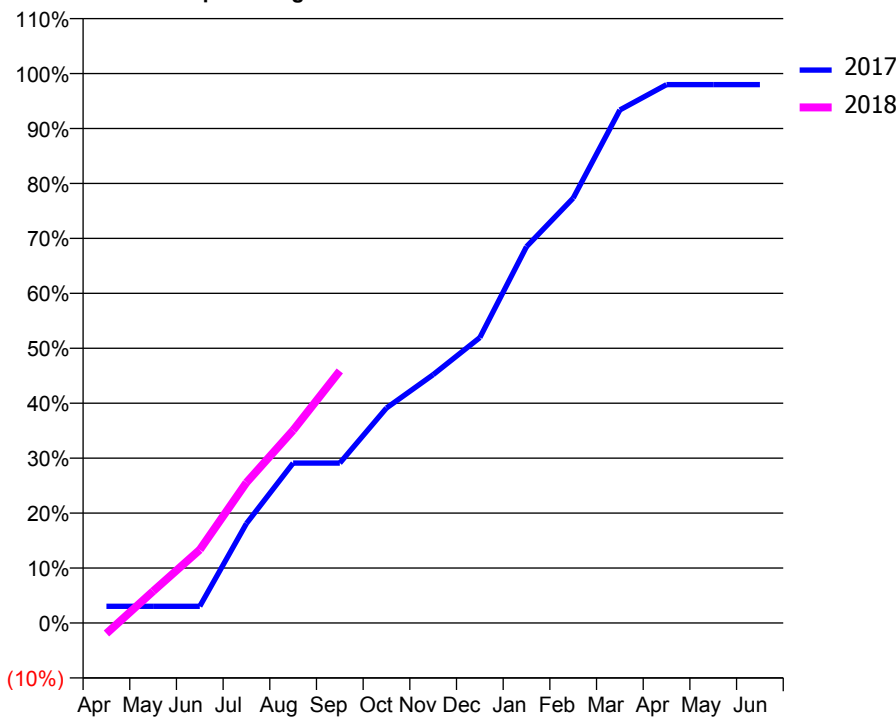
ACCESS*

Patients seen in 24 months	Total	Change since previous quarter
Quarter ending September 2016	335	
Quarter ending December 2016	343	↑
Quarter ending March 2017	373	↑
Quarter ending June 2017	374	→
Quarter ending September 2017	381	→
Variance since September 2016	13.7%	↑



ACTIVITY

Cumulative percentage of contracted UDA delivered 2017 & 2018



Adjusted Scheduled Activity (UDA)

Month	2017	2018
April	25	-16
May	25	48
June	25	111
July	150	212
August	242	291
September	242	381
October	325	
November	375	
December	431	
January	568	
February	642	
March	775	
April	813	
May	813	
June	813	

QUALITY

	Quantity	Base Number	Contract	AT	Region	England
% of FP17s for the same patient ID Re-attending within 3 months - Children	26	245	10.6%	9.3%	11.4%	11.9%
% of FP17s for the same patient ID Re-attending within 3 months - Adults	12	76	15.8%	15.0%	15.7%	15.9%
% of FP17s for the same patient ID Re-attending between 3 & 9 months - Children	177	245	72.2%	59.5%	60.6%	58.1%
% of FP17s for the same patient ID Re-attending between 3 & 9 months - Adults	47	76	61.8%	51.2%	52.0%	50.6%
% of FP17s for Band 1 Urgent Courses	14	295	4.7%	9.6%	9.6%	9.1%
% of FP17s Relating to Free Repair or Replacements	0	295	0.0%	0.6%	0.7%	0.8%
% of FP17s Relating to Continuations	0	295	0.0%	0.9%	1.0%	1.1%
% of Patients satisfied with the dentistry they have received	0	0	N/A	90.4%	91.6%	91.4%
% of Patients satisfied with the time they had to wait for an appointment	0	0	N/A	87.3%	87.9%	87.7%

* This is based on patients treated on this contract for their most recent course of treatment. Figures in italics indicate the base number of FP17s or Patient Questionnaire responses are less than 100. N/A is shown where the base number of responses is less than 10 during the period. % is calculated as Quantity/Base number*100

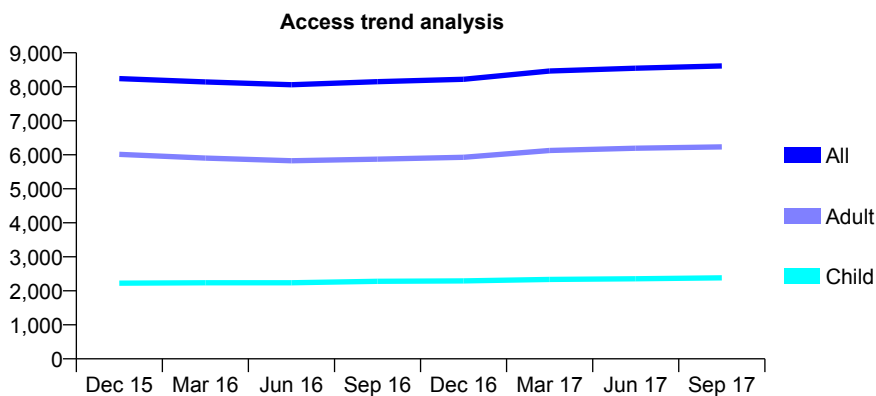
Q68 - Vital Signs At a Glance Contract Report for 141127/0001 - September 2017

Name or company name	Mr S A Butt & Mr S Butt
Contract type name	Pilot Contract
Purpose of contract	General
Contract start date	01/08/2011
Contract end date	

17/18 Contracted general activity (UDA)	31,276
Carry forward general activity (UDA)	0
17/18 Contracted orthodontic activity (UOA)	0
Carry forward orthodontic activity (UOA)	0
Baseline contract value	£755,116.24

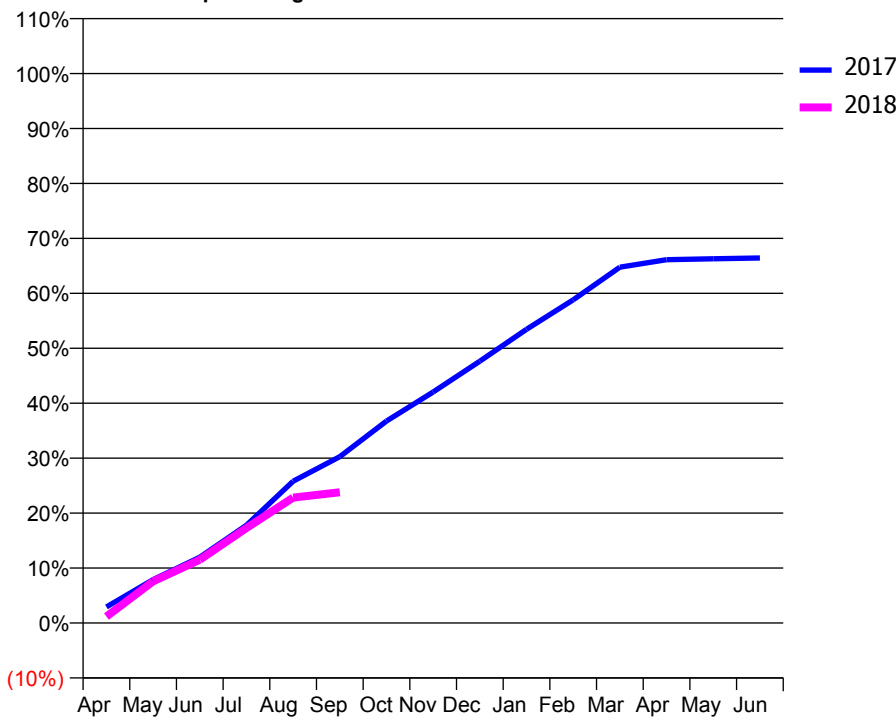
ACCESS*

Patients seen in 24 months	Total	Change since previous quarter
Quarter ending September 2016	8,152	
Quarter ending December 2016	8,223	→
Quarter ending March 2017	8,465	↑
Quarter ending June 2017	8,548	→
Quarter ending September 2017	8,614	→
Variance since September 2016	5.7%	↑



ACTIVITY

Cumulative percentage of contracted UDA delivered 2017 & 2018



Month	Adjusted Scheduled Activity (UDA)	
	2017	2018
April	915	365
May	2,473	2,375
June	3,746	3,601
July	5,570	5,409
August	8,075	7,140
September	9,472	7,441
October	11,496	
November	13,151	
December	14,899	
January	16,714	
February	18,391	
March	20,249	
April	20,681	
May	20,730	
June	20,778	

QUALITY

	Quantity	Base Number	Contract	AT	Region	England
% of FP17s for the same patient ID Re-attending within 3 months - Children	99	1,293	7.7%	9.3%	11.4%	11.9%
% of FP17s for the same patient ID Re-attending within 3 months - Adults	442	2,947	15.0%	15.0%	15.7%	15.9%
% of FP17s for the same patient ID Re-attending between 3 & 9 months - Children	557	1,293	43.1%	59.5%	60.6%	58.1%
% of FP17s for the same patient ID Re-attending between 3 & 9 months - Adults	907	2,947	30.8%	51.2%	52.0%	50.6%
% of FP17s for Band 1 Urgent Courses	451	3,426	13.2%	9.6%	9.6%	9.1%
% of FP17s Relating to Free Repair or Replacements	10	3,426	0.3%	0.6%	0.7%	0.8%
% of FP17s Relating to Continuations	7	3,426	0.2%	0.9%	1.0%	1.1%
% of Patients satisfied with the dentistry they have received	16	18	88.9%	90.4%	91.6%	91.4%
% of Patients satisfied with the time they had to wait for an appointment	14	18	77.8%	87.3%	87.9%	87.7%

* This is based on patients treated on this contract for their most recent course of treatment. Figures in italics indicate the base number of FP17s or Patient Questionnaire responses are less than 100. N/A is shown where the base number of responses is less than 10 during the period. % is calculated as Quantity/Base number*100

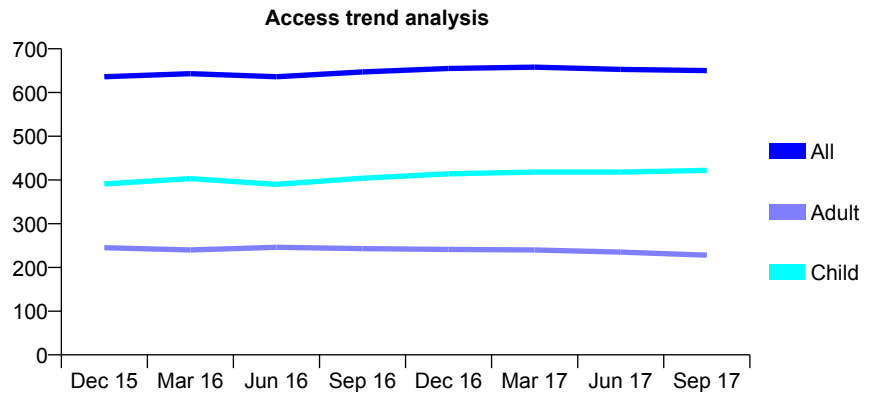
Q68 - Vital Signs At a Glance Contract Report for 141410/0001 - September 2017

Name or company name	Ucer Ltd
Contract type name	GDS Contract
Purpose of contract	General
Contract start date	01/10/2009
Contract end date	

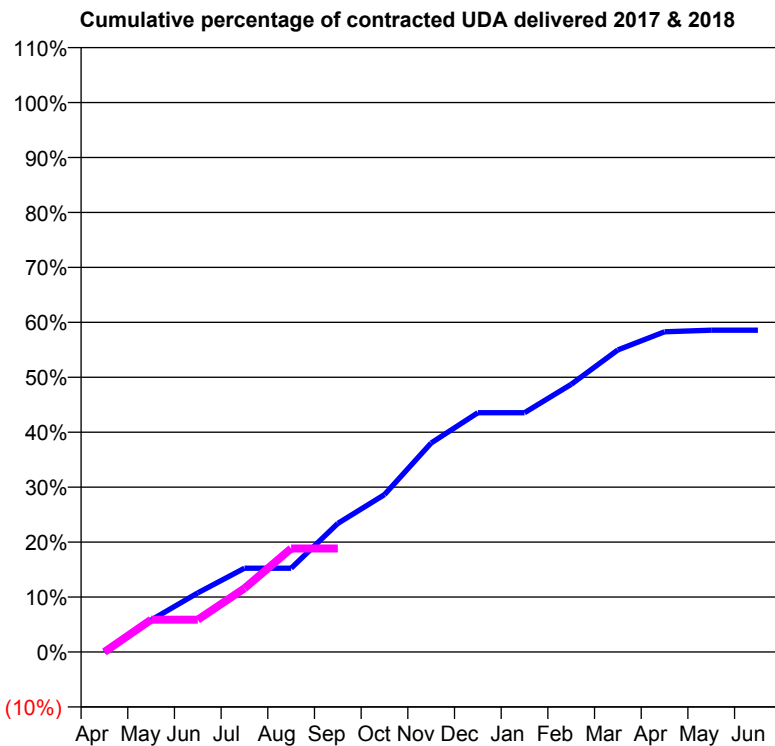
17/18 Contracted general activity (UDA)	2,500
Carry forward general activity (UDA)	0
17/18 Contracted orthodontic activity (UOA)	0
Carry forward orthodontic activity (UOA)	0
Baseline contract value	£56,188.33

ACCESS*

Patients seen in 24 months	Total	Change since previous quarter
Quarter ending September 2016	647	
Quarter ending December 2016	655	→
Quarter ending March 2017	658	→
Quarter ending June 2017	653	→
Quarter ending September 2017	650	→
Variance since September 2016	0.5%	→



ACTIVITY



Month	Adjusted Scheduled Activity (UDA)	
	2017	2018
April	0	0
May	146	147
June	269	147
July	381	290
August	381	471
September	585	471
October	716	
November	951	
December	1,089	
January	1,089	
February	1,218	
March	1,374	
April	1,457	
May	1,464	
June	1,464	

QUALITY

	Quantity	Base Number	Contract	AT	Region	England
% of FP17s for the same patient ID Re-attending within 3 months - Children	13	257	5.1%	9.3%	11.4%	11.9%
% of FP17s for the same patient ID Re-attending within 3 months - Adults	17	119	14.3%	15.0%	15.7%	15.9%
% of FP17s for the same patient ID Re-attending between 3 & 9 months - Children	179	257	69.6%	59.5%	60.6%	58.1%
% of FP17s for the same patient ID Re-attending between 3 & 9 months - Adults	68	119	57.1%	51.2%	52.0%	50.6%
% of FP17s for Band 1 Urgent Courses	24	309	7.8%	9.6%	9.6%	9.1%
% of FP17s Relating to Free Repair or Replacements	0	309	0.0%	0.6%	0.7%	0.8%
% of FP17s Relating to Continuations	1	309	0.3%	0.9%	1.0%	1.1%
% of Patients satisfied with the dentistry they have received	1	1	N/A	90.4%	91.6%	91.4%
% of Patients satisfied with the time they had to wait for an appointment	1	1	N/A	87.3%	87.9%	87.7%

* This is based on patients treated on this contract for their most recent course of treatment. Figures in italics indicate the base number of FP17s or Patient Questionnaire responses are less than 100. N/A is shown where the base number of responses is less than 10 during the period. % is calculated as Quantity/Base number*100

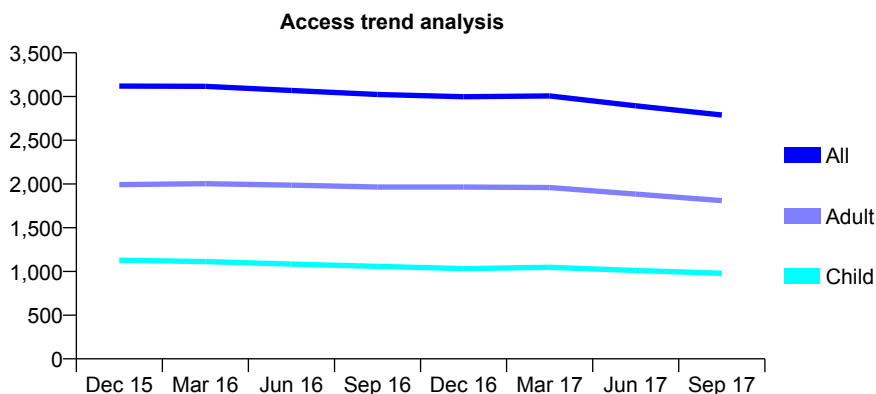
Q68 - Vital Signs At a Glance Contract Report for 144258/0001 - September 2017

Name or company name	Brighton Dental Services
Contract type name	PDS Contract
Purpose of contract	General
Contract start date	01/04/2006
Contract end date	31/03/2019

17/18 Contracted general activity (UDA)	8,074
Carry forward general activity (UDA)	0
17/18 Contracted orthodontic activity (UOA)	0
Carry forward orthodontic activity (UOA)	0
Baseline contract value	£1,653,140.92

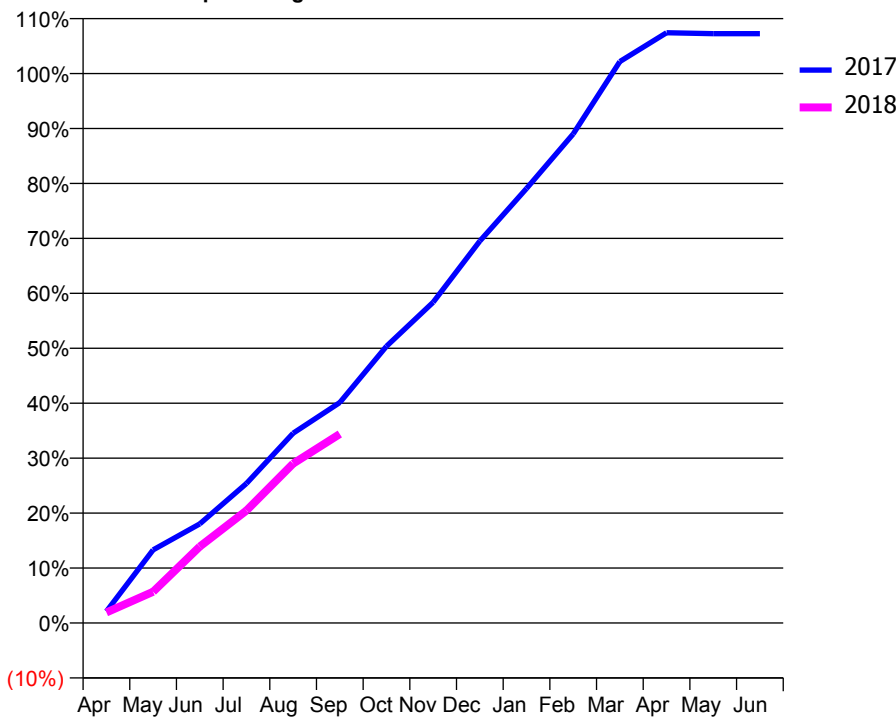
ACCESS*

Patients seen in 24 months	Total	Change since previous quarter
Quarter ending September 2016	3,023	
Quarter ending December 2016	2,997	→
Quarter ending March 2017	3,006	→
Quarter ending June 2017	2,894	↓
Quarter ending September 2017	2,788	↓
Variance since September 2016	(7.8%)	↓



ACTIVITY

Cumulative percentage of contracted UDA delivered 2017 & 2018



Adjusted Scheduled Activity (UDA)

Month	2017	2018
April	171	155
May	1,075	460
June	1,457	1,124
July	2,050	1,652
August	2,788	2,341
September	3,240	2,777
October	4,066	
November	4,713	
December	5,612	
January	6,385	
February	7,185	
March	8,250	
April	8,672	
May	8,660	
June	8,660	

QUALITY

	Quantity	Base Number	Contract	AT	Region	England
% of FP17s for the same patient ID Re-attending within 3 months - Children	61	558	10.9%	9.3%	11.4%	11.9%
% of FP17s for the same patient ID Re-attending within 3 months - Adults	141	837	16.8%	15.0%	15.7%	15.9%
% of FP17s for the same patient ID Re-attending between 3 & 9 months - Children	258	558	46.2%	59.5%	60.6%	58.1%
% of FP17s for the same patient ID Re-attending between 3 & 9 months - Adults	363	837	43.4%	51.2%	52.0%	50.6%
% of FP17s for Band 1 Urgent Courses	123	1,217	10.1%	9.6%	9.6%	9.1%
% of FP17s Relating to Free Repair or Replacements	2	1,217	0.2%	0.6%	0.7%	0.8%
% of FP17s Relating to Continuations	3	1,217	0.2%	0.9%	1.0%	1.1%
% of Patients satisfied with the dentistry they have received	1	1	N/A	90.4%	91.6%	91.4%
% of Patients satisfied with the time they had to wait for an appointment	1	1	N/A	87.3%	87.9%	87.7%

* This is based on patients treated on this contract for their most recent course of treatment. Figures in italics indicate the base number of FP17s or Patient Questionnaire responses are less than 100. N/A is shown where the base number of responses is less than 10 during the period. % is calculated as Quantity/Base number*100

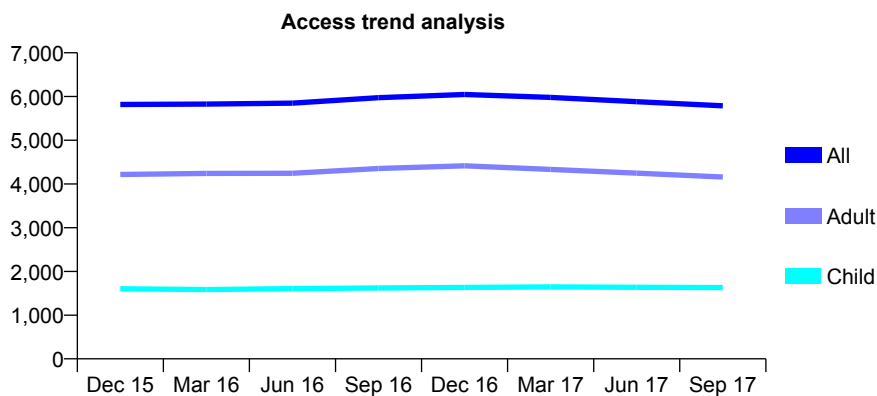
Q68 - Vital Signs At a Glance Contract Report for 146773/0001 - September 2017

Name or company name	Shoreham Oral Care Limited
Contract type name	GDS Contract
Purpose of contract	General
Contract start date	01/12/2006
Contract end date	

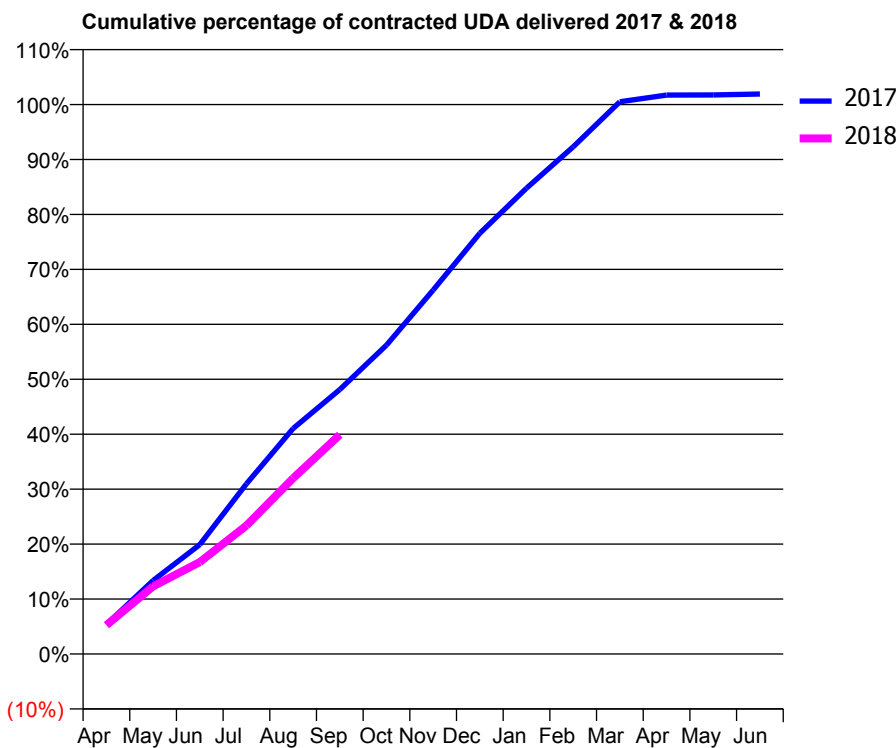
17/18 Contracted general activity (UDA)	22,826
Carry forward general activity (UDA)	-434
17/18 Contracted orthodontic activity (UOA)	0
Carry forward orthodontic activity (UOA)	0
Baseline contract value	£665,394.94

ACCESS*

Patients seen in 24 months	Total	Change since previous quarter
Quarter ending September 2016	5,975	
Quarter ending December 2016	6,047	→
Quarter ending March 2017	5,979	↓
Quarter ending June 2017	5,882	↓
Quarter ending September 2017	5,789	↓
Variance since September 2016	(3.1%)	↓



ACTIVITY



Month	Adjusted Scheduled Activity (UDA)	
	2017	2018
April	1,231	1,200
May	3,057	2,814
June	4,546	3,817
July	7,070	5,334
August	9,368	7,305
September	10,988	9,111
October	12,833	
November	15,119	
December	17,479	
January	19,349	
February	21,068	
March	22,942	
April	23,216	
May	23,221	
June	23,260	

QUALITY

	Quantity	Base Number	Contract	AT	Region	England
% of FP17s for the same patient ID Re-attending within 3 months - Children	89	1,264	7.0%	9.3%	11.4%	11.9%
% of FP17s for the same patient ID Re-attending within 3 months - Adults	436	2,905	15.0%	15.0%	15.7%	15.9%
% of FP17s for the same patient ID Re-attending between 3 & 9 months - Children	825	1,264	65.3%	59.5%	60.6%	58.1%
% of FP17s for the same patient ID Re-attending between 3 & 9 months - Adults	1,720	2,905	59.2%	51.2%	52.0%	50.6%
% of FP17s for Band 1 Urgent Courses	379	4,008	9.5%	9.6%	9.6%	9.1%
% of FP17s Relating to Free Repair or Replacements	16	4,008	0.4%	0.6%	0.7%	0.8%
% of FP17s Relating to Continuations	60	4,008	1.5%	0.9%	1.0%	1.1%
% of Patients satisfied with the dentistry they have received	12	14	85.7%	90.4%	91.6%	91.4%
% of Patients satisfied with the time they had to wait for an appointment	10	14	71.4%	87.3%	87.9%	87.7%

* This is based on patients treated on this contract for their most recent course of treatment. Figures in italics indicate the base number of FP17s or Patient Questionnaire responses are less than 100. N/A is shown where the base number of responses is less than 10 during the period. % is calculated as Quantity/Base number*100

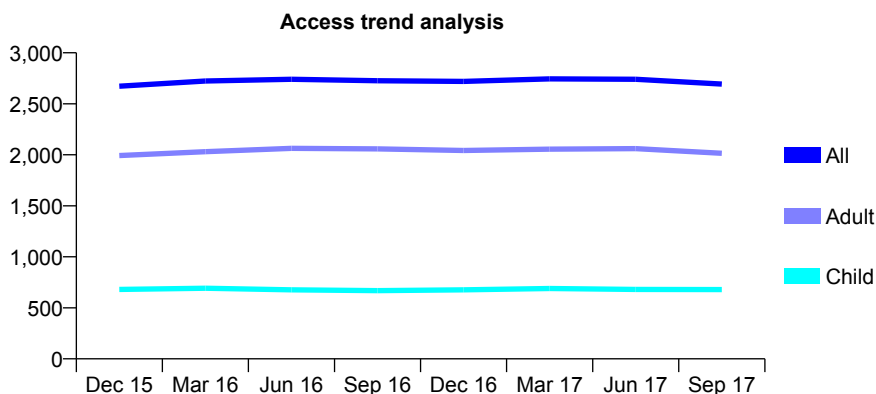
Q68 - Vital Signs At a Glance Contract Report for 147400/0001 - September 2017

Name or company name	Woodcroft Dental Practice Ltd
Contract type name	GDS Contract
Purpose of contract	General
Contract start date	01/04/2010
Contract end date	

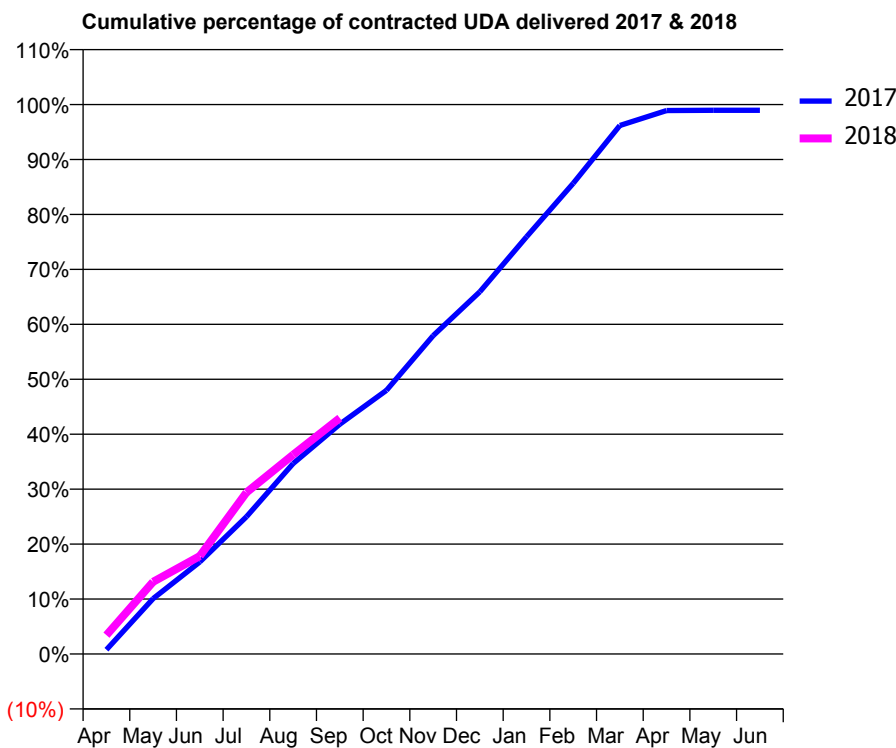
17/18 Contracted general activity (UDA)	9,400
Carry forward general activity (UDA)	0
17/18 Contracted orthodontic activity (UOA)	0
Carry forward orthodontic activity (UOA)	0
Baseline contract value	£309,964.22

ACCESS*

Patients seen in 24 months	Total	Change since previous quarter
Quarter ending September 2016	2,726	
Quarter ending December 2016	2,720	→
Quarter ending March 2017	2,744	→
Quarter ending June 2017	2,741	→
Quarter ending September 2017	2,694	↓
Variance since September 2016	(1.2%)	↓



ACTIVITY



Month	Adjusted Scheduled Activity (UDA)	
	2017	2018
April	75	322
May	948	1,235
June	1,574	1,675
July	2,348	2,764
August	3,259	3,410
September	3,931	4,036
October	4,511	
November	5,446	
December	6,196	
January	7,137	
February	8,050	
March	9,042	
April	9,297	
May	9,301	
June	9,301	

QUALITY

	Quantity	Base Number	Contract	AT	Region	England
% of FP17s for the same patient ID Re-attending within 3 months - Children	48	566	8.5%	9.3%	11.4%	11.9%
% of FP17s for the same patient ID Re-attending within 3 months - Adults	212	1,506	14.1%	15.0%	15.7%	15.9%
% of FP17s for the same patient ID Re-attending between 3 & 9 months - Children	398	566	70.3%	59.5%	60.6%	58.1%
% of FP17s for the same patient ID Re-attending between 3 & 9 months - Adults	1,008	1,506	66.9%	51.2%	52.0%	50.6%
% of FP17s for Band 1 Urgent Courses	102	1,994	5.1%	9.6%	9.6%	9.1%
% of FP17s Relating to Free Repair or Replacements	2	1,994	0.1%	0.6%	0.7%	0.8%
% of FP17s Relating to Continuations	16	1,994	0.8%	0.9%	1.0%	1.1%
% of Patients satisfied with the dentistry they have received	0	0	N/A	90.4%	91.6%	91.4%
% of Patients satisfied with the time they had to wait for an appointment	0	0	N/A	87.3%	87.9%	87.7%

* This is based on patients treated on this contract for their most recent course of treatment. Figures in italics indicate the base number of FP17s or Patient Questionnaire responses are less than 100. N/A is shown where the base number of responses is less than 10 during the period. % is calculated as Quantity/Base number*100

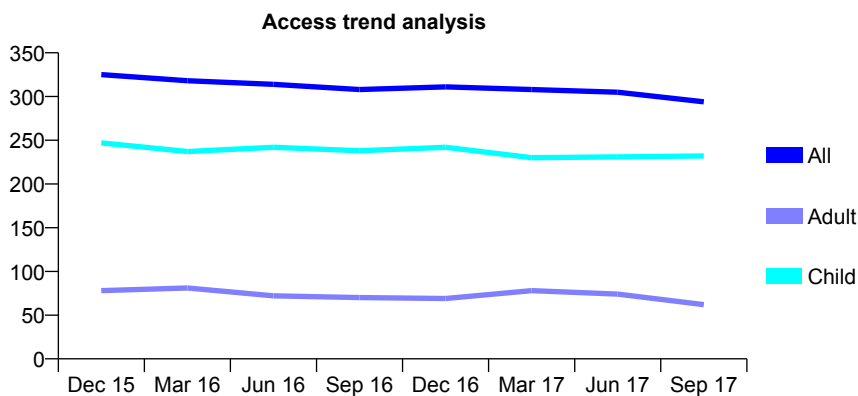
Q68 - Vital Signs At a Glance Contract Report for 148245/0001 - September 2017

Name or company name	Donovan's Dental Practice Limited
Contract type name	GDS Contract
Purpose of contract	General
Contract start date	01/04/2011
Contract end date	

17/18 Contracted general activity (UDA)	500
Carry forward general activity (UDA)	0
17/18 Contracted orthodontic activity (UOA)	0
Carry forward orthodontic activity (UOA)	0
Baseline contract value	£11,939.35

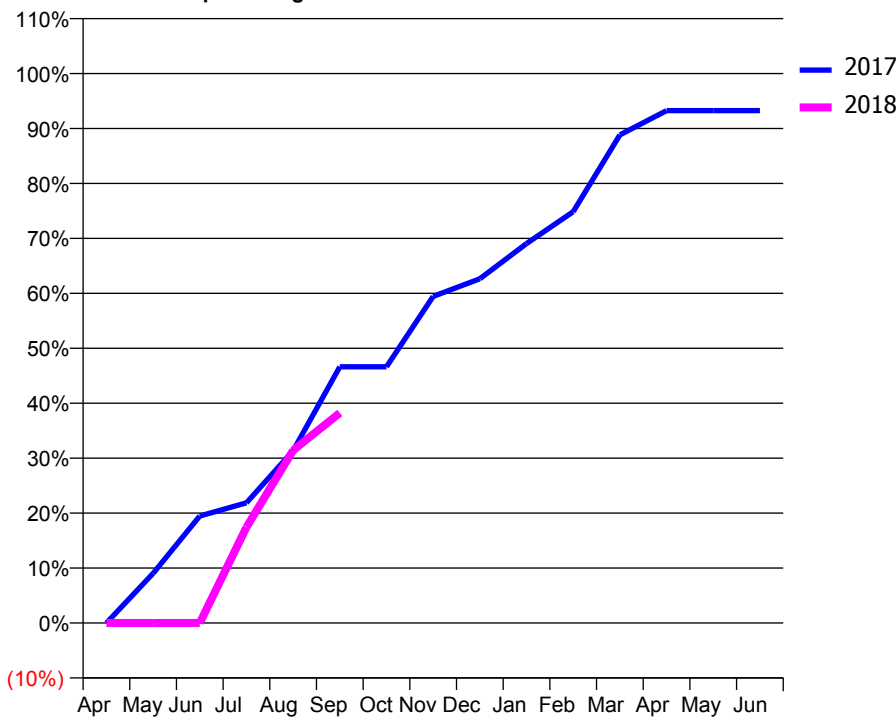
ACCESS*

Patients seen in 24 months	Total	Change since previous quarter
Quarter ending September 2016	308	
Quarter ending December 2016	311	→
Quarter ending March 2017	308	→
Quarter ending June 2017	305	→
Quarter ending September 2017	294	↓
Variance since September 2016	(4.5%)	↓



ACTIVITY

Cumulative percentage of contracted UDA delivered 2017 & 2018



Adjusted Scheduled Activity (UDA)

Month	2017	2018
April	0	0
May	45	0
June	97	0
July	109	87
August	157	157
September	233	191
October	233	
November	297	
December	313	
January	345	
February	374	
March	444	
April	466	
May	466	
June	466	

QUALITY

	Quantity	Base Number	Contract	AT	Region	England
% of FP17s for the same patient ID Re-attending within 3 months - Children	2	150	1.3%	9.3%	11.4%	11.9%
% of FP17s for the same patient ID Re-attending within 3 months - Adults	0	25	0.0%	15.0%	15.7%	15.9%
% of FP17s for the same patient ID Re-attending between 3 & 9 months - Children	89	150	59.3%	59.5%	60.6%	58.1%
% of FP17s for the same patient ID Re-attending between 3 & 9 months - Adults	16	25	64.0%	51.2%	52.0%	50.6%
% of FP17s for Band 1 Urgent Courses	1	155	0.6%	9.6%	9.6%	9.1%
% of FP17s Relating to Free Repair or Replacements	0	155	0.0%	0.6%	0.7%	0.8%
% of FP17s Relating to Continuations	0	155	0.0%	0.9%	1.0%	1.1%
% of Patients satisfied with the dentistry they have received	1	1	N/A	90.4%	91.6%	91.4%
% of Patients satisfied with the time they had to wait for an appointment	1	1	N/A	87.3%	87.9%	87.7%

* This is based on patients treated on this contract for their most recent course of treatment. Figures in italics indicate the base number of FP17s or Patient Questionnaire responses are less than 100. N/A is shown where the base number of responses is less than 10 during the period. % is calculated as Quantity/Base number*100

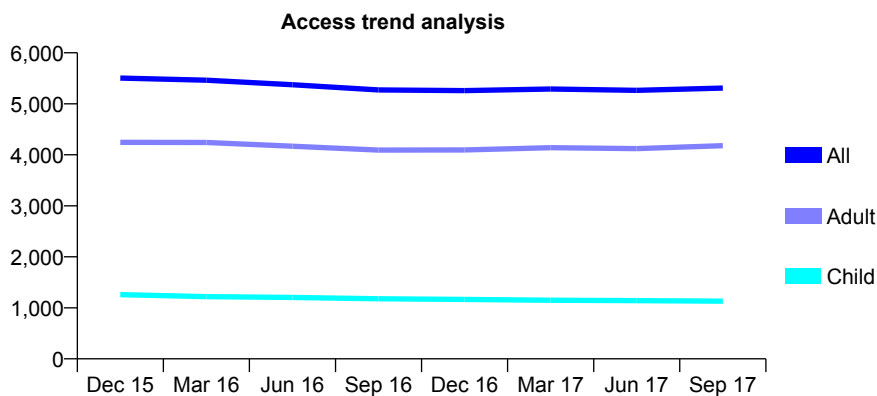
Q68 - Vital Signs At a Glance Contract Report for 148539/0001 - September 2017

Name or company name	Mr A Patel and Ms P Patel
Contract type name	GDS Contract
Purpose of contract	General
Contract start date	01/12/2013
Contract end date	

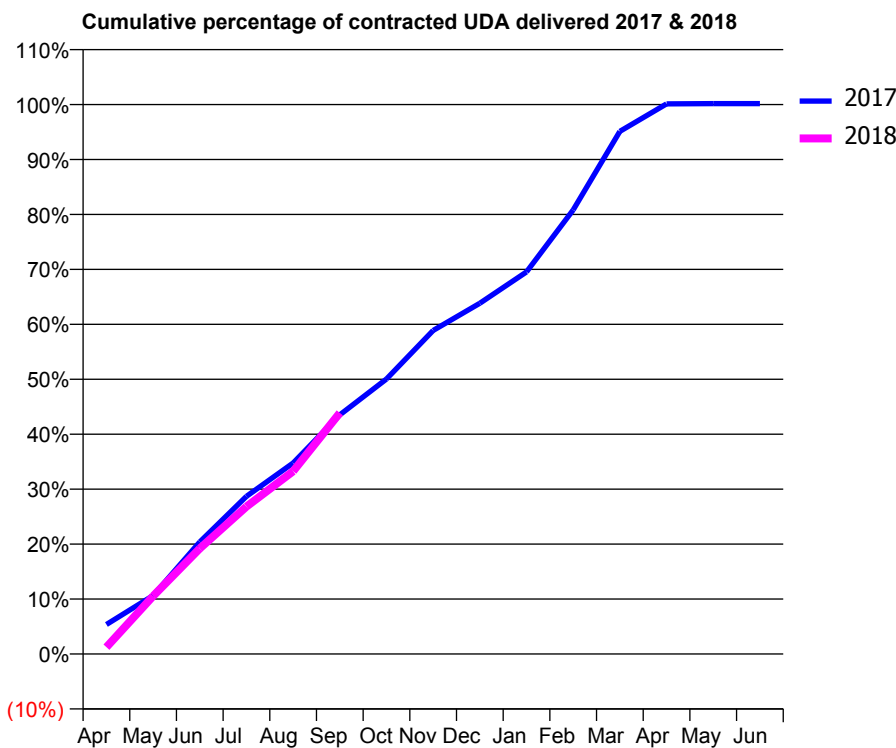
17/18 Contracted general activity (UDA)	11,952
Carry forward general activity (UDA)	-19
17/18 Contracted orthodontic activity (UOA)	0
Carry forward orthodontic activity (UOA)	0
Baseline contract value	£289,486.14

ACCESS*

Patients seen in 24 months	Total	Change since previous quarter
Quarter ending September 2016	5,271	
Quarter ending December 2016	5,260	→
Quarter ending March 2017	5,290	→
Quarter ending June 2017	5,263	→
Quarter ending September 2017	5,309	→
Variance since September 2016	0.7%	→



ACTIVITY



Month	Adjusted Scheduled Activity (UDA)	
	2017	2018
April	641	149
May	1,271	1,261
June	2,439	2,296
July	3,429	3,205
August	4,156	3,975
September	5,202	5,246
October	5,983	
November	7,038	
December	7,629	
January	8,311	
February	9,659	
March	11,368	
April	11,965	
May	11,970	
June	11,970	

QUALITY

	Quantity	Base Number	Contract	AT	Region	England
% of FP17s for the same patient ID Re-attending within 3 months - Children	53	811	6.5%	9.3%	11.4%	11.9%
% of FP17s for the same patient ID Re-attending within 3 months - Adults	416	2,852	14.6%	15.0%	15.7%	15.9%
% of FP17s for the same patient ID Re-attending between 3 & 9 months - Children	493	811	60.8%	59.5%	60.6%	58.1%
% of FP17s for the same patient ID Re-attending between 3 & 9 months - Adults	1,469	2,852	51.5%	51.2%	52.0%	50.6%
% of FP17s for Band 1 Urgent Courses	250	2,813	8.9%	9.6%	9.6%	9.1%
% of FP17s Relating to Free Repair or Replacements	69	2,813	2.5%	0.6%	0.7%	0.8%
% of FP17s Relating to Continuations	24	2,813	0.9%	0.9%	1.0%	1.1%
% of Patients satisfied with the dentistry they have received	12	13	92.3%	90.4%	91.6%	91.4%
% of Patients satisfied with the time they had to wait for an appointment	11	13	84.6%	87.3%	87.9%	87.7%

* This is based on patients treated on this contract for their most recent course of treatment. Figures in italics indicate the base number of FP17s or Patient Questionnaire responses are less than 100. N/A is shown where the base number of responses is less than 10 during the period. % is calculated as Quantity/Base number*100

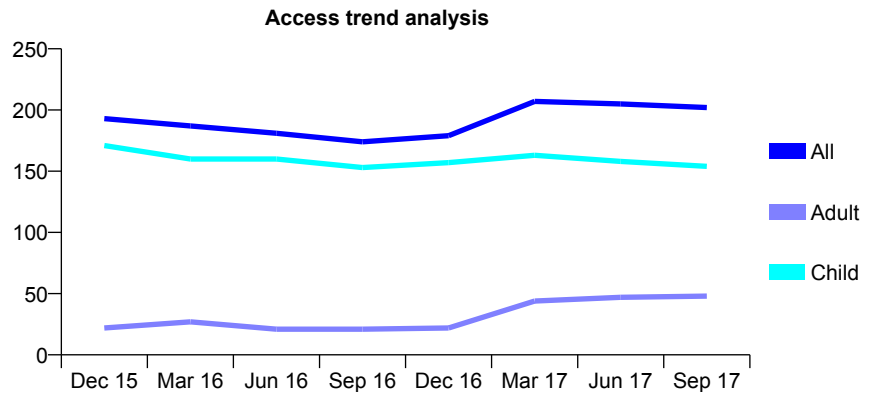
Q68 - Vital Signs At a Glance Contract Report for 150207/0001 - September 2017

Name or company name	Church House Dental Practice Limited
Contract type name	GDS Contract
Purpose of contract	General
Contract start date	01/11/2009
Contract end date	

17/18 Contracted general activity (UDA)	400
Carry forward general activity (UDA)	-8
17/18 Contracted orthodontic activity (UOA)	0
Carry forward orthodontic activity (UOA)	0
Baseline contract value	£10,004.04

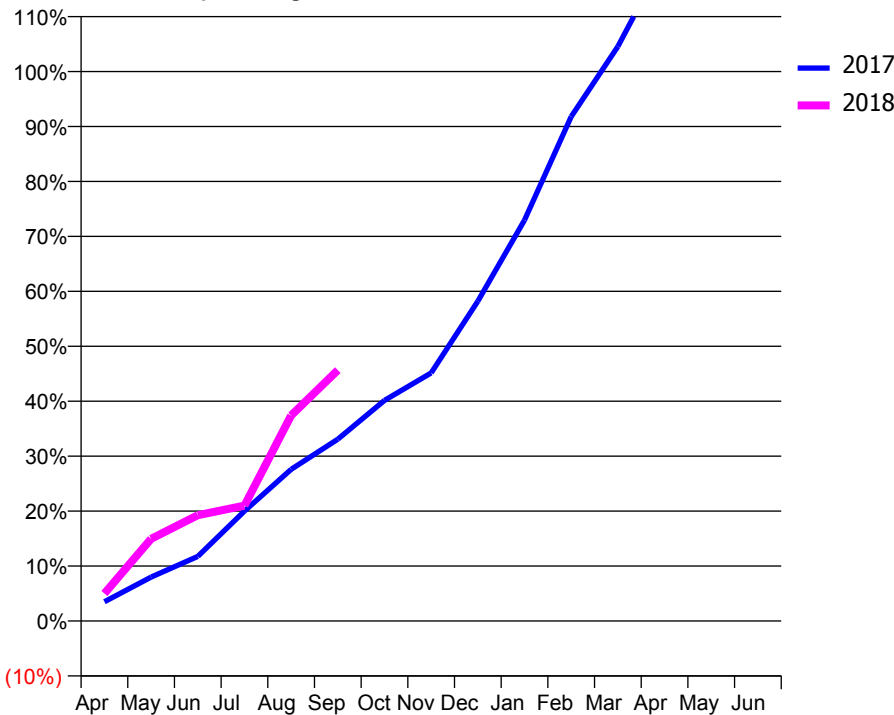
ACCESS*

Patients seen in 24 months	Total	Change since previous quarter
Quarter ending September 2016	174	
Quarter ending December 2016	179	↑
Quarter ending March 2017	207	↑
Quarter ending June 2017	205	→
Quarter ending September 2017	202	↓
Variance since September 2016	16.1%	↑



ACTIVITY

Cumulative percentage of contracted UDA delivered 2017 & 2018



Month	Adjusted Scheduled Activity (UDA)	
	2017	2018
April	14	20
May	32	60
June	47	77
July	80	84
August	110	150
September	132	183
October	161	
November	181	
December	233	
January	292	
February	367	
March	418	
April	482	
May	482	
June	482	

QUALITY

	Quantity	Base Number	Contract	AT	Region	England
% of FP17s for the same patient ID Re-attending within 3 months - Children	11	90	12.2%	9.3%	11.4%	11.9%
% of FP17s for the same patient ID Re-attending within 3 months - Adults	2	29	6.9%	15.0%	15.7%	15.9%
% of FP17s for the same patient ID Re-attending between 3 & 9 months - Children	49	90	54.4%	59.5%	60.6%	58.1%
% of FP17s for the same patient ID Re-attending between 3 & 9 months - Adults	16	29	55.2%	51.2%	52.0%	50.6%
% of FP17s for Band 1 Urgent Courses	8	102	7.8%	9.6%	9.6%	9.1%
% of FP17s Relating to Free Repair or Replacements	0	102	0.0%	0.6%	0.7%	0.8%
% of FP17s Relating to Continuations	0	102	0.0%	0.9%	1.0%	1.1%
% of Patients satisfied with the dentistry they have received	0	0	N/A	90.4%	91.6%	91.4%
% of Patients satisfied with the time they had to wait for an appointment	0	0	N/A	87.3%	87.9%	87.7%

* This is based on patients treated on this contract for their most recent course of treatment. Figures in italics indicate the base number of FP17s or Patient Questionnaire responses are less than 100. N/A is shown where the base number of responses is less than 10 during the period. % is calculated as Quantity/Base number*100

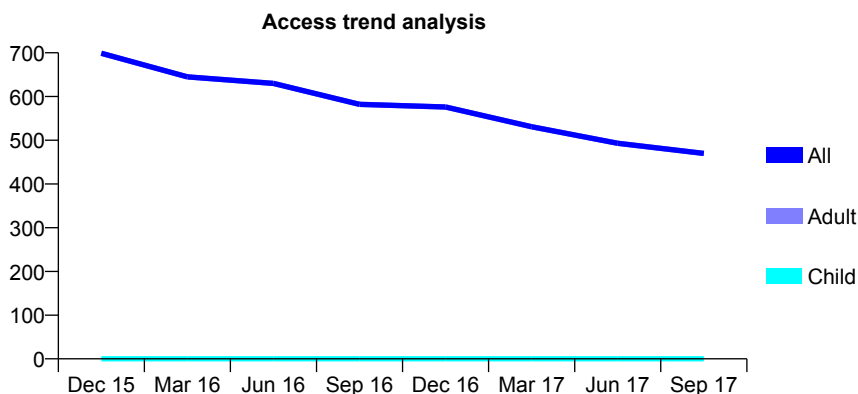
Q68 - Vital Signs At a Glance Contract Report for 151998/0001 - September 2017

Name or company name	The Denture Care Centre UK Limited
Contract type name	PDS Contract
Purpose of contract	General
Contract start date	01/04/2010
Contract end date	31/03/2018

17/18 Contracted general activity (UDA)	2,300
Carry forward general activity (UDA)	-46
17/18 Contracted orthodontic activity (UOA)	0
Carry forward orthodontic activity (UOA)	0
Baseline contract value	£55,627.24

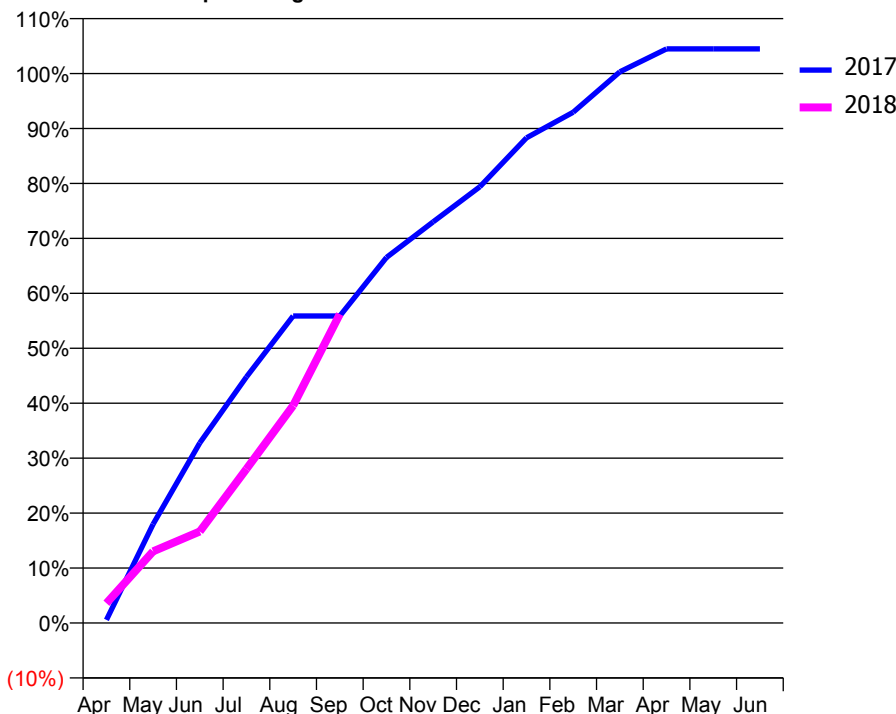
ACCESS*

Patients seen in 24 months	Total	Change since previous quarter
Quarter ending September 2016	582	
Quarter ending December 2016	576	↓
Quarter ending March 2017	531	↓
Quarter ending June 2017	493	↓
Quarter ending September 2017	470	↓
Variance since September 2016	(19.2%)	↓



ACTIVITY

Cumulative percentage of contracted UDA delivered 2017 & 2018



Adjusted Scheduled Activity (UDA)

Month	2017	2018
April	13	83
May	414	300
June	754	383
July	1,030	645
August	1,285	910
September	1,285	1,293
October	1,530	
November	1,679	
December	1,826	
January	2,031	
February	2,138	
March	2,307	
April	2,403	
May	2,403	
June	2,403	

QUALITY

	Quantity	Base Number	Contract	AT	Region	England
% of FP17s for the same patient ID Re-attending within 3 months - Children	0	0	N/A	9.3%	11.4%	11.9%
% of FP17s for the same patient ID Re-attending within 3 months - Adults	24	221	10.9%	15.0%	15.7%	15.9%
% of FP17s for the same patient ID Re-attending between 3 & 9 months - Children	0	0	N/A	59.5%	60.6%	58.1%
% of FP17s for the same patient ID Re-attending between 3 & 9 months - Adults	25	221	11.3%	51.2%	52.0%	50.6%
% of FP17s for Band 1 Urgent Courses	0	213	0.0%	9.6%	9.6%	9.1%
% of FP17s Relating to Free Repair or Replacements	0	213	0.0%	0.6%	0.7%	0.8%
% of FP17s Relating to Continuations	2	213	0.9%	0.9%	1.0%	1.1%
% of Patients satisfied with the dentistry they have received	0	0	N/A	90.4%	91.6%	91.4%
% of Patients satisfied with the time they had to wait for an appointment	0	0	N/A	87.3%	87.9%	87.7%

* This is based on patients treated on this contract for their most recent course of treatment. Figures in italics indicate the base number of FP17s or Patient Questionnaire responses are less than 100. N/A is shown where the base number of responses is less than 10 during the period. % is calculated as Quantity/Base number*100

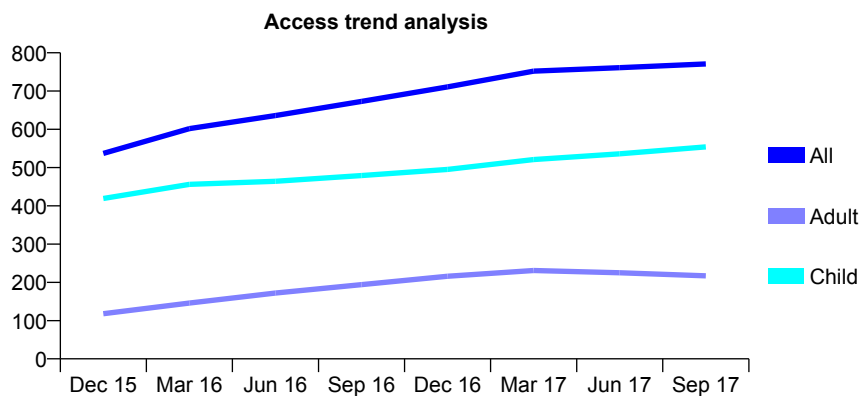
Q68 - Vital Signs At a Glance Contract Report for 153516/0001 - September 2017

Name or company name	Amirreza Farahani
Contract type name	GDS Contract
Purpose of contract	General
Contract start date	21/02/2015
Contract end date	

17/18 Contracted general activity (UDA)	1,700
Carry forward general activity (UDA)	-16
17/18 Contracted orthodontic activity (UOA)	0
Carry forward orthodontic activity (UOA)	0
Baseline contract value	£44,284.34

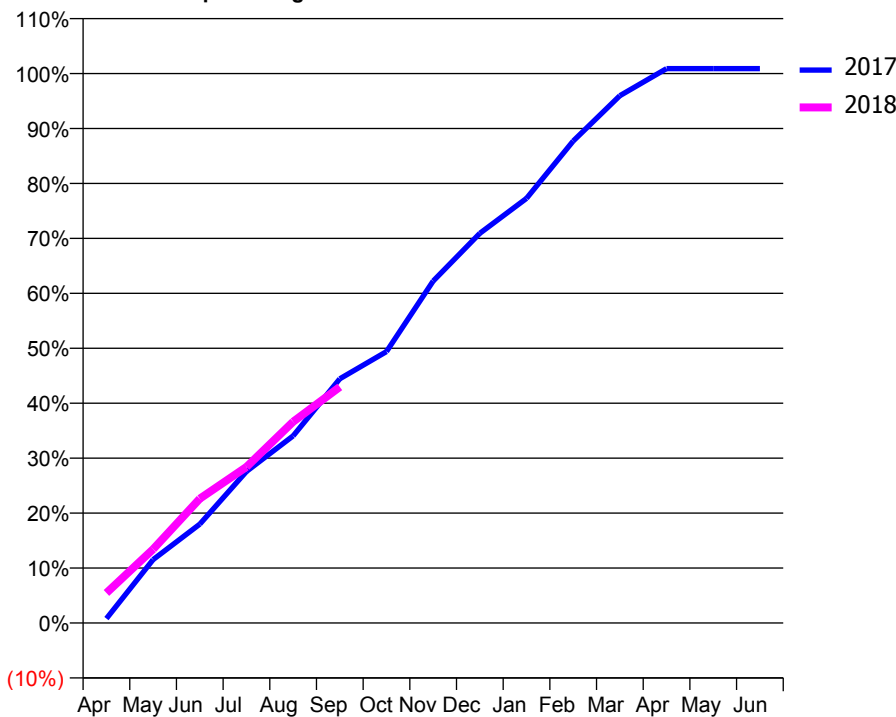
ACCESS*

Patients seen in 24 months	Total	Change since previous quarter
Quarter ending September 2016	673	
Quarter ending December 2016	711	↑
Quarter ending March 2017	752	↑
Quarter ending June 2017	761	→
Quarter ending September 2017	771	→
Variance since September 2016	14.6%	↑



ACTIVITY

Cumulative percentage of contracted UDA delivered 2017 & 2018



Month	Adjusted Scheduled Activity (UDA)	
	2017	2018
April	14	93
May	196	228
June	306	385
July	469	483
August	579	623
September	755	731
October	840	
November	1,058	
December	1,206	
January	1,314	
February	1,491	
March	1,631	
April	1,715	
May	1,715	
June	1,715	

QUALITY

	Quantity	Base Number	Contract	AT	Region	England
% of FP17s for the same patient ID Re-attending within 3 months - Children	21	424	5.0%	9.3%	11.4%	11.9%
% of FP17s for the same patient ID Re-attending within 3 months - Adults	10	79	12.7%	15.0%	15.7%	15.9%
% of FP17s for the same patient ID Re-attending between 3 & 9 months - Children	257	424	60.6%	59.5%	60.6%	58.1%
% of FP17s for the same patient ID Re-attending between 3 & 9 months - Adults	42	79	53.2%	51.2%	52.0%	50.6%
% of FP17s for Band 1 Urgent Courses	13	443	2.9%	9.6%	9.6%	9.1%
% of FP17s Relating to Free Repair or Replacements	0	443	0.0%	0.6%	0.7%	0.8%
% of FP17s Relating to Continuations	1	443	0.2%	0.9%	1.0%	1.1%
% of Patients satisfied with the dentistry they have received	0	0	N/A	90.4%	91.6%	91.4%
% of Patients satisfied with the time they had to wait for an appointment	0	0	N/A	87.3%	87.9%	87.7%

* This is based on patients treated on this contract for their most recent course of treatment. Figures in italics indicate the base number of FP17s or Patient Questionnaire responses are less than 100. N/A is shown where the base number of responses is less than 10 during the period. % is calculated as Quantity/Base number*100

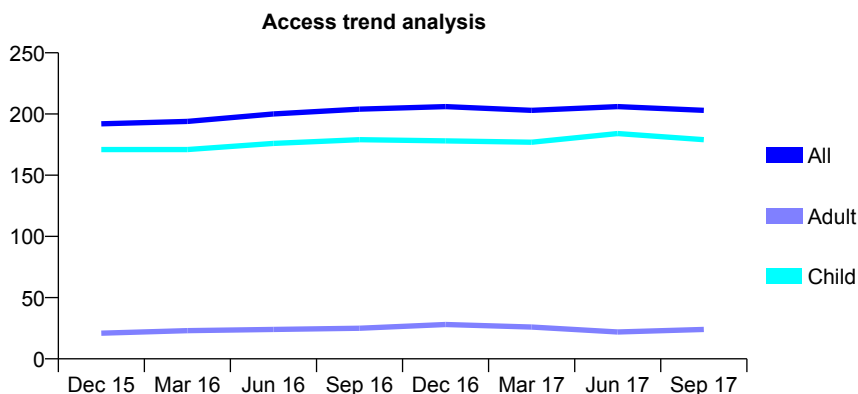
Q68 - Vital Signs At a Glance Contract Report for 153974/0001 - September 2017

Name or company name	Phillip Price Ltd
Contract type name	GDS Contract
Purpose of contract	General
Contract start date	01/04/2007
Contract end date	

17/18 Contracted general activity (UDA)	325
Carry forward general activity (UDA)	-7
17/18 Contracted orthodontic activity (UOA)	0
Carry forward orthodontic activity (UOA)	0
Baseline contract value	£7,062.12

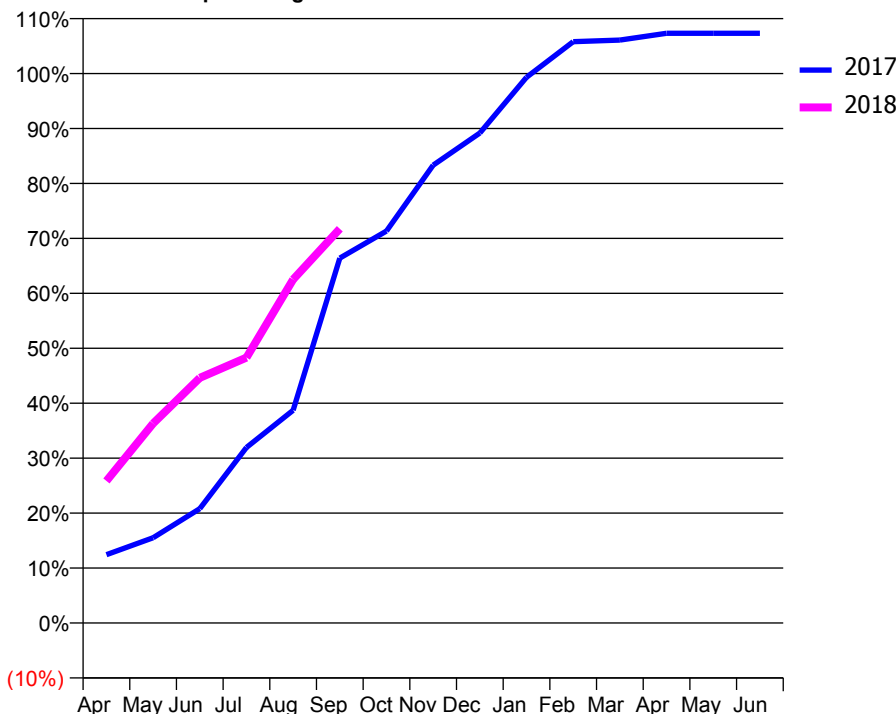
ACCESS*

Patients seen in 24 months	Total	Change since previous quarter
Quarter ending September 2016	204	
Quarter ending December 2016	206	→
Quarter ending March 2017	203	↓
Quarter ending June 2017	206	→
Quarter ending September 2017	203	↓
Variance since September 2016	(0.5%)	→



ACTIVITY

Cumulative percentage of contracted UDA delivered 2017 & 2018



Month	Adjusted Scheduled Activity (UDA)	
	2017	2018
April	40	84
May	50	118
June	68	145
July	104	157
August	126	203
September	216	233
October	232	
November	271	
December	290	
January	323	
February	344	
March	345	
April	349	
May	349	
June	349	

QUALITY

	Quantity	Base Number	Contract	AT	Region	England
% of FP17s for the same patient ID Re-attending within 3 months - Children	8	181	4.4%	9.3%	11.4%	11.9%
% of FP17s for the same patient ID Re-attending within 3 months - Adults	0	0	N/A	15.0%	15.7%	15.9%
% of FP17s for the same patient ID Re-attending between 3 & 9 months - Children	136	181	75.1%	59.5%	60.6%	58.1%
% of FP17s for the same patient ID Re-attending between 3 & 9 months - Adults	0	0	N/A	51.2%	52.0%	50.6%
% of FP17s for Band 1 Urgent Courses	1	176	0.6%	9.6%	9.6%	9.1%
% of FP17s Relating to Free Repair or Replacements	0	176	0.0%	0.6%	0.7%	0.8%
% of FP17s Relating to Continuations	0	176	0.0%	0.9%	1.0%	1.1%
% of Patients satisfied with the dentistry they have received	0	0	N/A	90.4%	91.6%	91.4%
% of Patients satisfied with the time they had to wait for an appointment	0	0	N/A	87.3%	87.9%	87.7%

* This is based on patients treated on this contract for their most recent course of treatment. Figures in italics indicate the base number of FP17s or Patient Questionnaire responses are less than 100. N/A is shown where the base number of responses is less than 10 during the period. % is calculated as Quantity/Base number*100

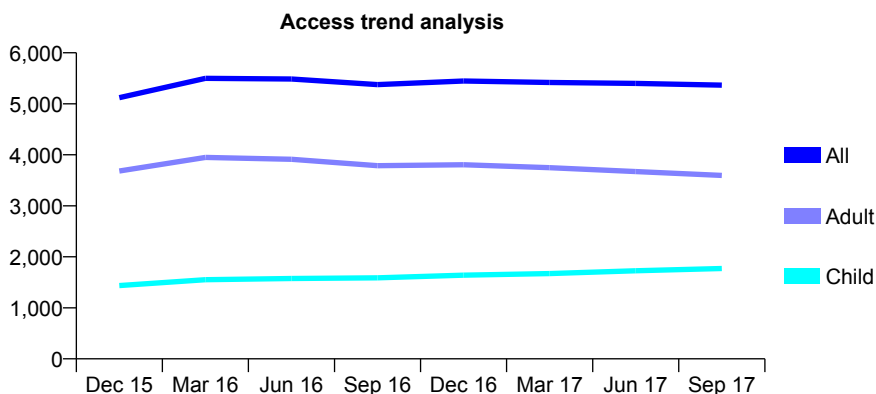
Q68 - Vital Signs At a Glance Contract Report for 154229/0001 - September 2017

Name or company name	Jonathan Lee
Contract type name	GDS Contract
Purpose of contract	General
Contract start date	11/03/2009
Contract end date	

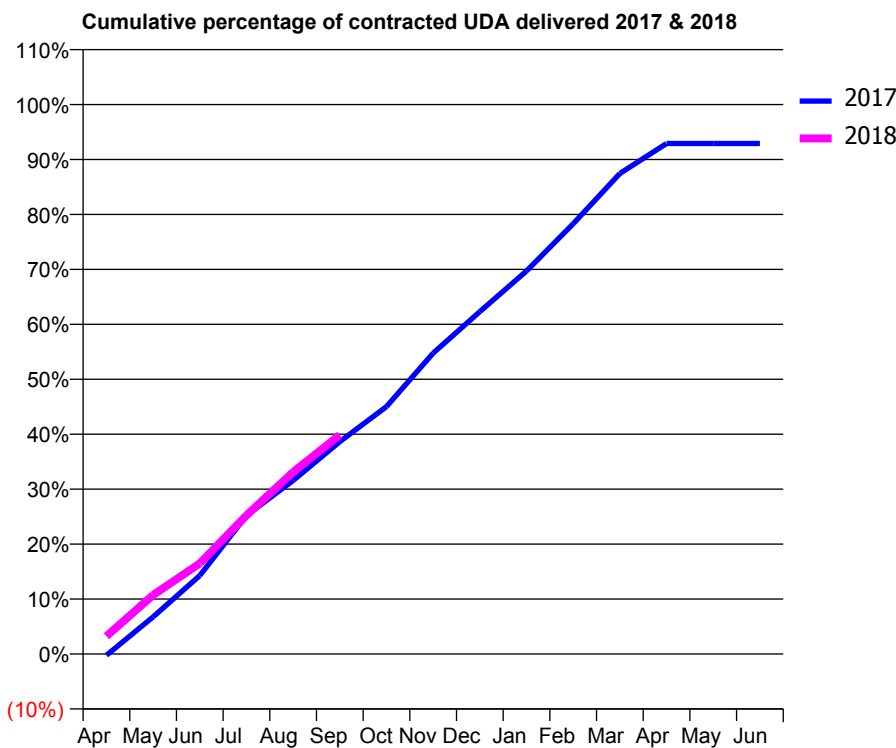
17/18 Contracted general activity (UDA)	14,500
Carry forward general activity (UDA)	0
17/18 Contracted orthodontic activity (UOA)	0
Carry forward orthodontic activity (UOA)	0
Baseline contract value	£391,463.70

ACCESS*

Patients seen in 24 months	Total	Change since previous quarter
Quarter ending September 2016	5,377	
Quarter ending December 2016	5,446	→
Quarter ending March 2017	5,418	→
Quarter ending June 2017	5,400	→
Quarter ending September 2017	5,367	→
Variance since September 2016	(0.2%)	→



ACTIVITY



Month	Adjusted Scheduled Activity (UDA)	
	2017	2018
April	-38	470
May	981	1,556
June	2,070	2,392
July	3,653	3,657
August	4,579	4,800
September	5,603	5,781
October	6,529	
November	7,941	
December	9,034	
January	10,108	
February	11,352	
March	12,681	
April	13,470	
May	13,470	
June	13,471	

QUALITY

	Quantity	Base Number	Contract	AT	Region	England
% of FP17s for the same patient ID Re-attending within 3 months - Children	100	1,292	7.7%	9.3%	11.4%	11.9%
% of FP17s for the same patient ID Re-attending within 3 months - Adults	218	2,051	10.6%	15.0%	15.7%	15.9%
% of FP17s for the same patient ID Re-attending between 3 & 9 months - Children	708	1,292	54.8%	59.5%	60.6%	58.1%
% of FP17s for the same patient ID Re-attending between 3 & 9 months - Adults	1,138	2,051	55.5%	51.2%	52.0%	50.6%
% of FP17s for Band 1 Urgent Courses	255	3,068	8.3%	9.6%	9.6%	9.1%
% of FP17s Relating to Free Repair or Replacements	18	3,068	0.6%	0.6%	0.7%	0.8%
% of FP17s Relating to Continuations	1	3,068	0.0%	0.9%	1.0%	1.1%
% of Patients satisfied with the dentistry they have received	6	6	N/A	90.4%	91.6%	91.4%
% of Patients satisfied with the time they had to wait for an appointment	5	6	N/A	87.3%	87.9%	87.7%

* This is based on patients treated on this contract for their most recent course of treatment. Figures in italics indicate the base number of FP17s or Patient Questionnaire responses are less than 100. N/A is shown where the base number of responses is less than 10 during the period. % is calculated as Quantity/Base number*100

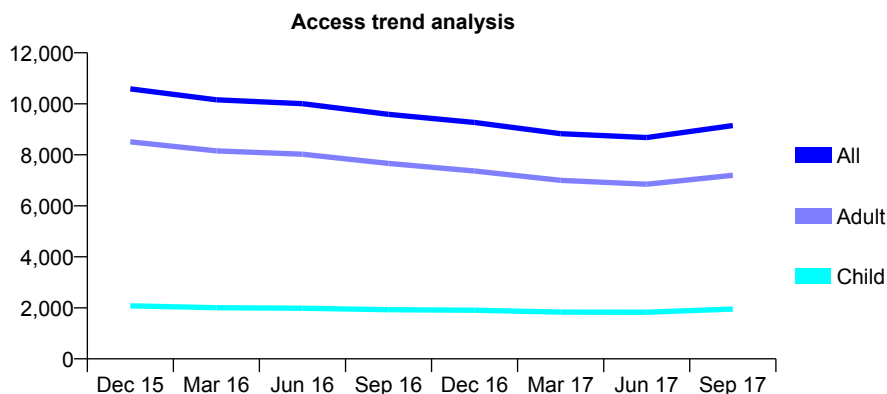
Q68 - Vital Signs At a Glance Contract Report for 156329/0001 - September 2017

Name or company name	Little London Dental Care Limited
Contract type name	GDS Contract
Purpose of contract	General
Contract start date	01/01/2008
Contract end date	

17/18 Contracted general activity (UDA)	37,500
Carry forward general activity (UDA)	0
17/18 Contracted orthodontic activity (UOA)	0
Carry forward orthodontic activity (UOA)	0
Baseline contract value	£894,500.94

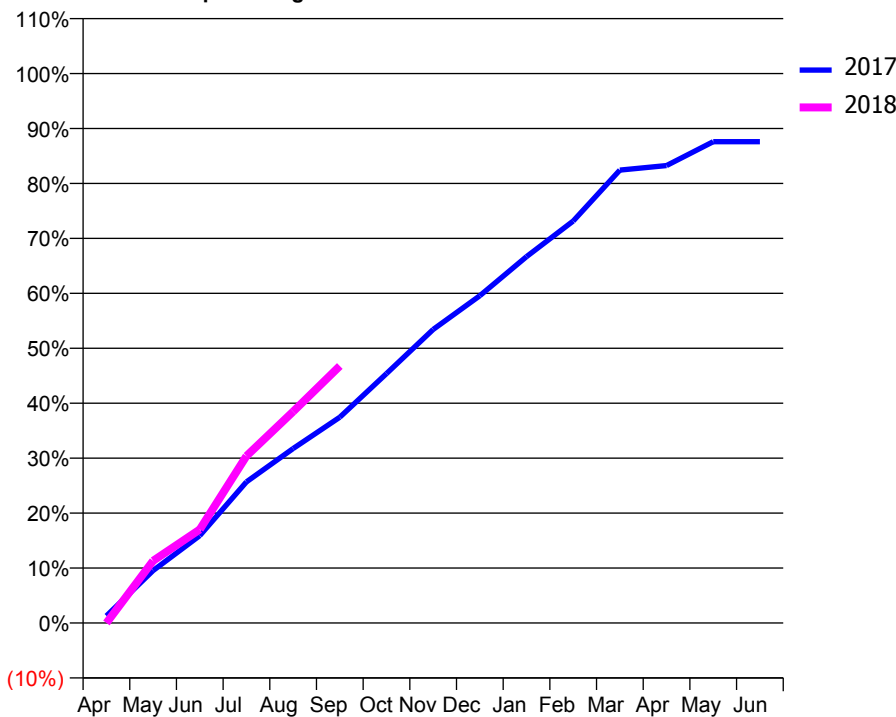
ACCESS*

Patients seen in 24 months	Total	Change since previous quarter
Quarter ending September 2016	9,589	
Quarter ending December 2016	9,270	↓
Quarter ending March 2017	8,831	↓
Quarter ending June 2017	8,675	↓
Quarter ending September 2017	9,150	↑
Variance since September 2016	(4.6%)	↓



ACTIVITY

Cumulative percentage of contracted UDA delivered 2017 & 2018



Month	Adjusted Scheduled Activity (UDA)	
	2017	2018
April	482	0
May	3,585	4,242
June	5,961	6,383
July	9,635	11,394
August	11,908	14,430
September	14,045	17,544
October	17,018	
November	20,037	
December	22,337	
January	25,000	
February	27,428	
March	30,910	
April	31,218	
May	32,847	
June	32,846	

QUALITY

	Quantity	Base Number	Contract	AT	Region	England
% of FP17s for the same patient ID Re-attending within 3 months - Children	64	1,485	4.3%	9.3%	11.4%	11.9%
% of FP17s for the same patient ID Re-attending within 3 months - Adults	730	5,370	13.6%	15.0%	15.7%	15.9%
% of FP17s for the same patient ID Re-attending between 3 & 9 months - Children	793	1,485	53.4%	59.5%	60.6%	58.1%
% of FP17s for the same patient ID Re-attending between 3 & 9 months - Adults	2,803	5,370	52.2%	51.2%	52.0%	50.6%
% of FP17s for Band 1 Urgent Courses	549	6,279	8.7%	9.6%	9.6%	9.1%
% of FP17s Relating to Free Repair or Replacements	98	6,279	1.6%	0.6%	0.7%	0.8%
% of FP17s Relating to Continuations	62	6,279	1.0%	0.9%	1.0%	1.1%
% of Patients satisfied with the dentistry they have received	19	22	86.4%	90.4%	91.6%	91.4%
% of Patients satisfied with the time they had to wait for an appointment	19	22	86.4%	87.3%	87.9%	87.7%

* This is based on patients treated on this contract for their most recent course of treatment. Figures in italics indicate the base number of FP17s or Patient Questionnaire responses are less than 100. N/A is shown where the base number of responses is less than 10 during the period. % is calculated as Quantity/Base number*100

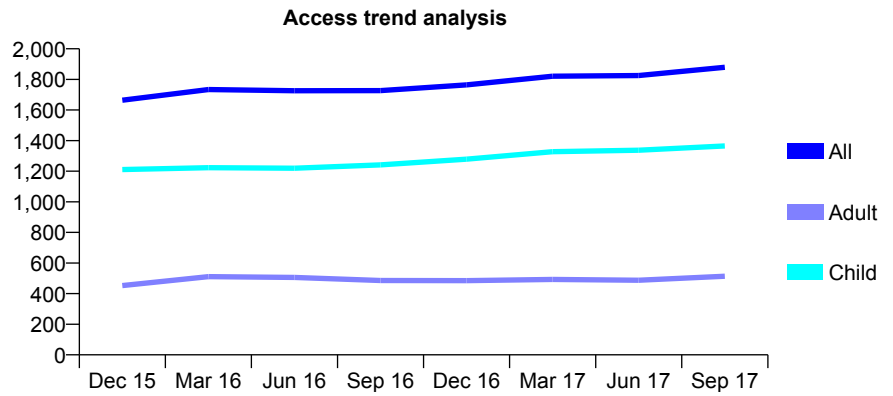
Q68 - Vital Signs At a Glance Contract Report for 156981/0001 - September 2017

Name or company name	Mr M Mawjee & Mr M Ali
Contract type name	GDS Contract
Purpose of contract	General
Contract start date	01/10/2008
Contract end date	

17/18 Contracted general activity (UDA)	4,610
Carry forward general activity (UDA)	0
17/18 Contracted orthodontic activity (UOA)	0
Carry forward orthodontic activity (UOA)	0
Baseline contract value	£103,628.73

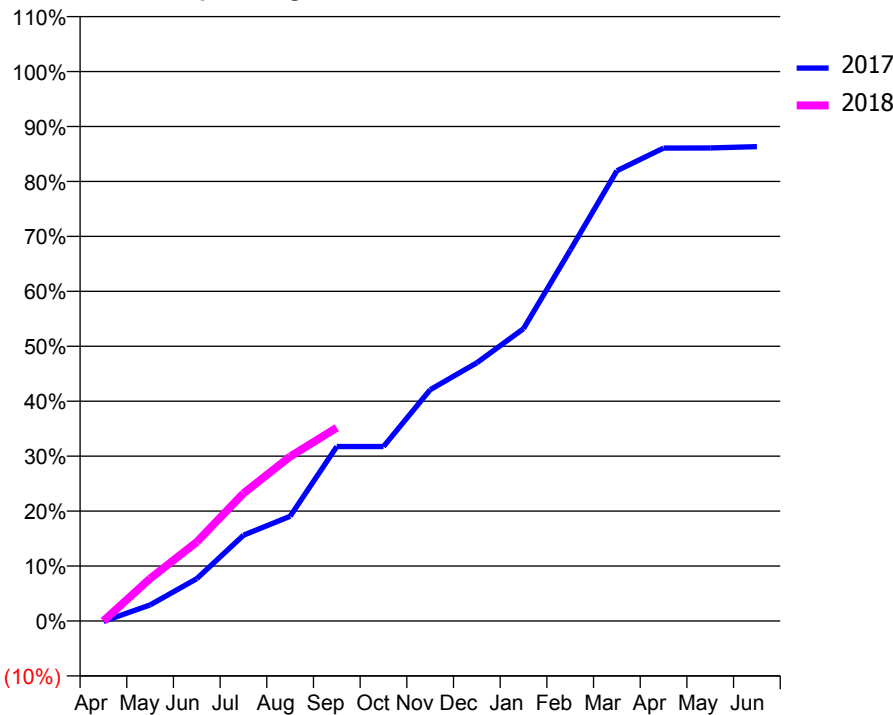
ACCESS*

Patients seen in 24 months	Total	Change since previous quarter
Quarter ending September 2016	1,727	
Quarter ending December 2016	1,764	↑
Quarter ending March 2017	1,821	↑
Quarter ending June 2017	1,825	→
Quarter ending September 2017	1,879	↑
Variance since September 2016	8.8%	↑



ACTIVITY

Cumulative percentage of contracted UDA delivered 2017 & 2018



Month	Adjusted Scheduled Activity (UDA)	
	2017	2018
April	-3	0
May	135	356
June	355	662
July	719	1,071
August	879	1,380
September	1,464	1,621
October	1,464	
November	1,940	
December	2,167	
January	2,453	
February	3,111	
March	3,778	
April	3,967	
May	3,968	
June	3,980	

QUALITY

	Quantity	Base Number	Contract	AT	Region	England
% of FP17s for the same patient ID Re-attending within 3 months - Children	54	853	6.3%	9.3%	11.4%	11.9%
% of FP17s for the same patient ID Re-attending within 3 months - Adults	34	238	14.3%	15.0%	15.7%	15.9%
% of FP17s for the same patient ID Re-attending between 3 & 9 months - Children	542	853	63.5%	59.5%	60.6%	58.1%
% of FP17s for the same patient ID Re-attending between 3 & 9 months - Adults	104	238	43.7%	51.2%	52.0%	50.6%
% of FP17s for Band 1 Urgent Courses	36	982	3.7%	9.6%	9.6%	9.1%
% of FP17s Relating to Free Repair or Replacements	0	982	0.0%	0.6%	0.7%	0.8%
% of FP17s Relating to Continuations	0	982	0.0%	0.9%	1.0%	1.1%
% of Patients satisfied with the dentistry they have received	2	2	N/A	90.4%	91.6%	91.4%
% of Patients satisfied with the time they had to wait for an appointment	2	2	N/A	87.3%	87.9%	87.7%

* This is based on patients treated on this contract for their most recent course of treatment. Figures in italics indicate the base number of FP17s or Patient Questionnaire responses are less than 100. N/A is shown where the base number of responses is less than 10 during the period. % is calculated as Quantity/Base number*100

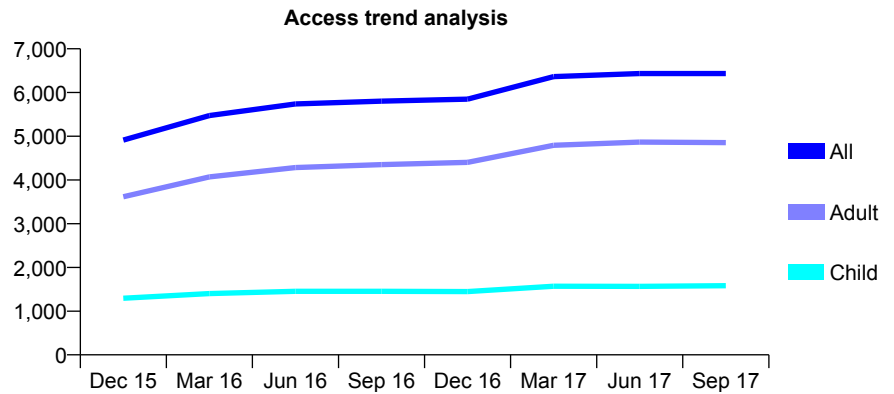
Q68 - Vital Signs At a Glance Contract Report for 157163/0001 - September 2017

Name or company name	Chichester Smiles Dental Practice Ltd
Contract type name	GDS Contract
Purpose of contract	General
Contract start date	01/12/2007
Contract end date	

17/18 Contracted general activity (UDA)	18,324
Carry forward general activity (UDA)	555
17/18 Contracted orthodontic activity (UOA)	0
Carry forward orthodontic activity (UOA)	0
Baseline contract value	£514,277.35

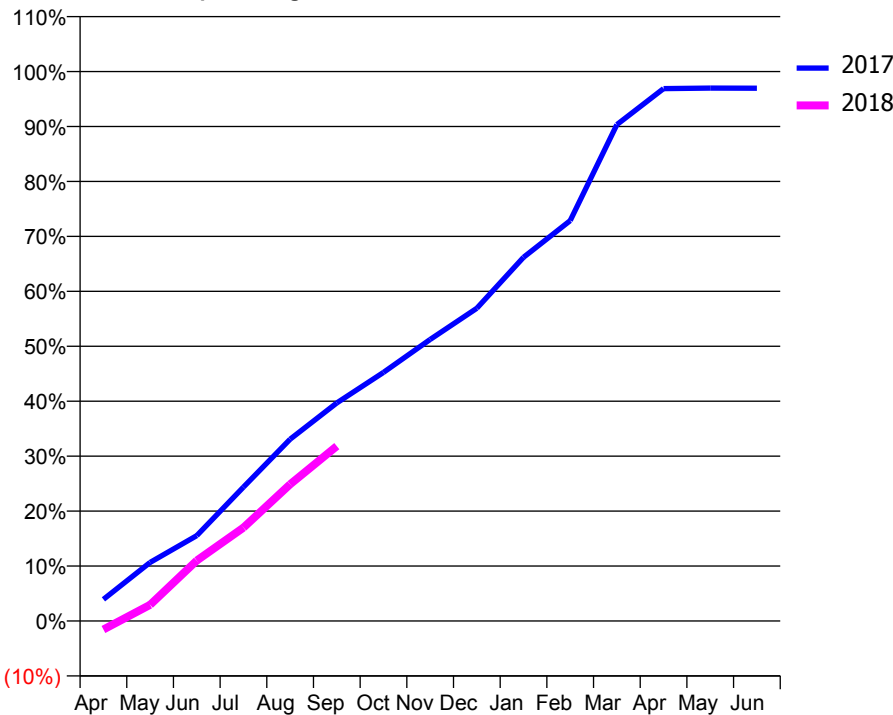
ACCESS*

Patients seen in 24 months	Total	Change since previous quarter
Quarter ending September 2016	5,803	
Quarter ending December 2016	5,848	→
Quarter ending March 2017	6,363	↑
Quarter ending June 2017	6,433	→
Quarter ending September 2017	6,434	→
Variance since September 2016	10.9%	↑



ACTIVITY

Cumulative percentage of contracted UDA delivered 2017 & 2018



Month	Adjusted Scheduled Activity (UDA)	
	2017	2018
April	723	-287
May	1,954	540
June	2,846	2,017
July	4,465	3,115
August	6,065	4,559
September	7,273	5,831
October	8,292	
November	9,387	
December	10,431	
January	12,126	
February	13,351	
March	16,552	
April	17,752	
May	17,770	
June	17,768	

QUALITY

	Quantity	Base Number	Contract	AT	Region	England
% of FP17s for the same patient ID Re-attending within 3 months - Children	60	1,107	5.4%	9.3%	11.4%	11.9%
% of FP17s for the same patient ID Re-attending within 3 months - Adults	429	3,238	13.2%	15.0%	15.7%	15.9%
% of FP17s for the same patient ID Re-attending between 3 & 9 months - Children	737	1,107	66.6%	59.5%	60.6%	58.1%
% of FP17s for the same patient ID Re-attending between 3 & 9 months - Adults	2,004	3,238	61.9%	51.2%	52.0%	50.6%
% of FP17s for Band 1 Urgent Courses	336	3,794	8.9%	9.6%	9.6%	9.1%
% of FP17s Relating to Free Repair or Replacements	31	3,794	0.8%	0.6%	0.7%	0.8%
% of FP17s Relating to Continuations	17	3,794	0.4%	0.9%	1.0%	1.1%
% of Patients satisfied with the dentistry they have received	8	8	N/A	90.4%	91.6%	91.4%
% of Patients satisfied with the time they had to wait for an appointment	8	8	N/A	87.3%	87.9%	87.7%

* This is based on patients treated on this contract for their most recent course of treatment. Figures in italics indicate the base number of FP17s or Patient Questionnaire responses are less than 100. N/A is shown where the base number of responses is less than 10 during the period. % is calculated as Quantity/Base number*100

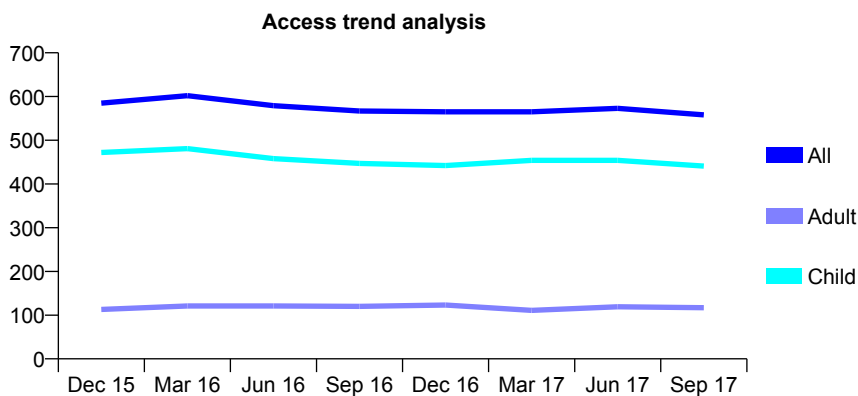
Q68 - Vital Signs At a Glance Contract Report for 157430/0001 - September 2017

Name or company name	Mr R Patel & Mr S Dhanoa
Contract type name	GDS Contract
Purpose of contract	General
Contract start date	24/12/2010
Contract end date	

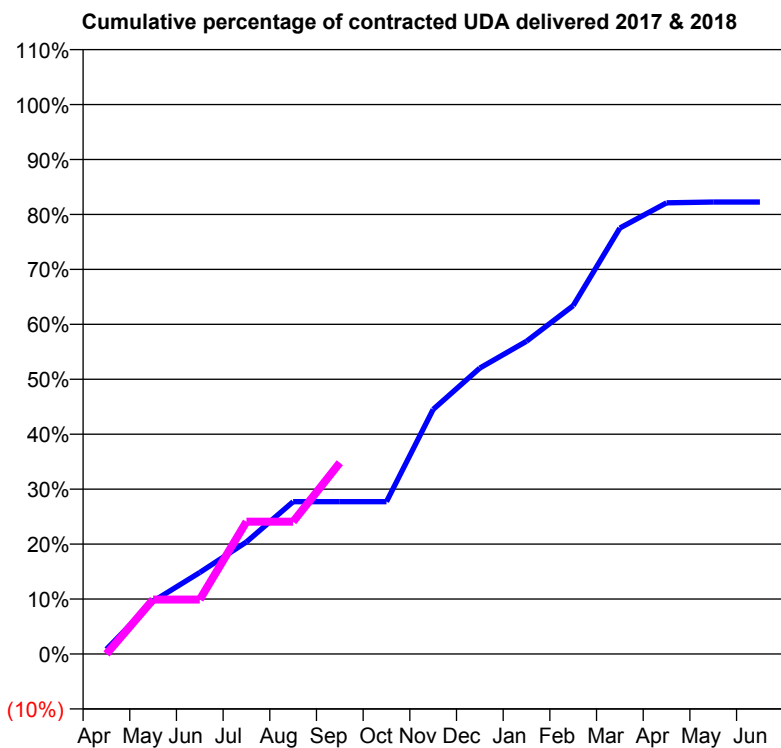
17/18 Contracted general activity (UDA)	1,200
Carry forward general activity (UDA)	0
17/18 Contracted orthodontic activity (UOA)	0
Carry forward orthodontic activity (UOA)	0
Baseline contract value	£28,253.17

ACCESS*

Patients seen in 24 months	Total	Change since previous quarter
Quarter ending September 2016	567	
Quarter ending December 2016	565	→
Quarter ending March 2017	565	→
Quarter ending June 2017	573	→
Quarter ending September 2017	558	↓
Variance since September 2016	(1.6%)	↓



ACTIVITY



Adjusted Scheduled Activity (UDA)		
Month	2017	2018
April	12	0
May	134	119
June	208	119
July	286	289
August	388	289
September	388	418
October	388	
November	623	
December	729	
January	797	
February	888	
March	1,085	
April	1,150	
May	1,152	
June	1,152	

QUALITY

	Quantity	Base Number	Contract	AT	Region	England
% of FP17s for the same patient ID Re-attending within 3 months - Children	19	322	5.9%	9.3%	11.4%	11.9%
% of FP17s for the same patient ID Re-attending within 3 months - Adults	1	27	3.7%	15.0%	15.7%	15.9%
% of FP17s for the same patient ID Re-attending between 3 & 9 months - Children	218	322	67.7%	59.5%	60.6%	58.1%
% of FP17s for the same patient ID Re-attending between 3 & 9 months - Adults	21	27	77.8%	51.2%	52.0%	50.6%
% of FP17s for Band 1 Urgent Courses	8	314	2.5%	9.6%	9.6%	9.1%
% of FP17s Relating to Free Repair or Replacements	0	314	0.0%	0.6%	0.7%	0.8%
% of FP17s Relating to Continuations	0	314	0.0%	0.9%	1.0%	1.1%
% of Patients satisfied with the dentistry they have received	0	0	N/A	90.4%	91.6%	91.4%
% of Patients satisfied with the time they had to wait for an appointment	0	0	N/A	87.3%	87.9%	87.7%

* This is based on patients treated on this contract for their most recent course of treatment. Figures in italics indicate the base number of FP17s or Patient Questionnaire responses are less than 100. N/A is shown where the base number of responses is less than 10 during the period. % is calculated as Quantity/Base number*100

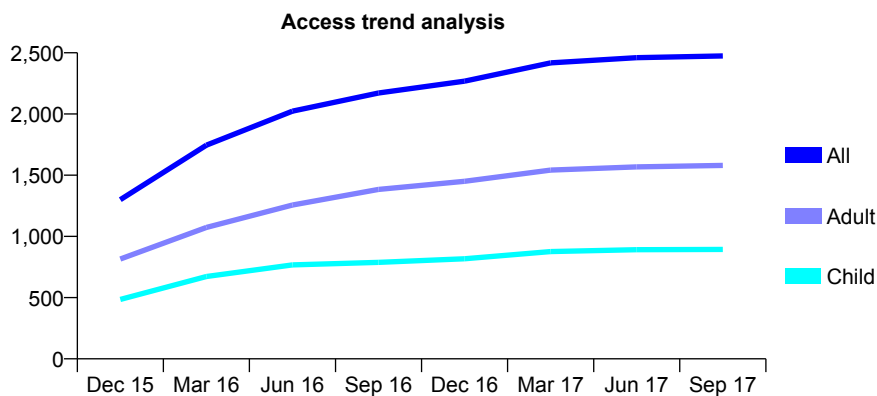
Q68 - Vital Signs At a Glance Contract Report for 157538/0001 - September 2017

Name or company name	Bewbush Dental Limited
Contract type name	GDS Contract
Purpose of contract	General
Contract start date	01/04/2015
Contract end date	

17/18 Contracted general activity (UDA)	5,265
Carry forward general activity (UDA)	-106
17/18 Contracted orthodontic activity (UOA)	0
Carry forward orthodontic activity (UOA)	0
Baseline contract value	£131,928.81

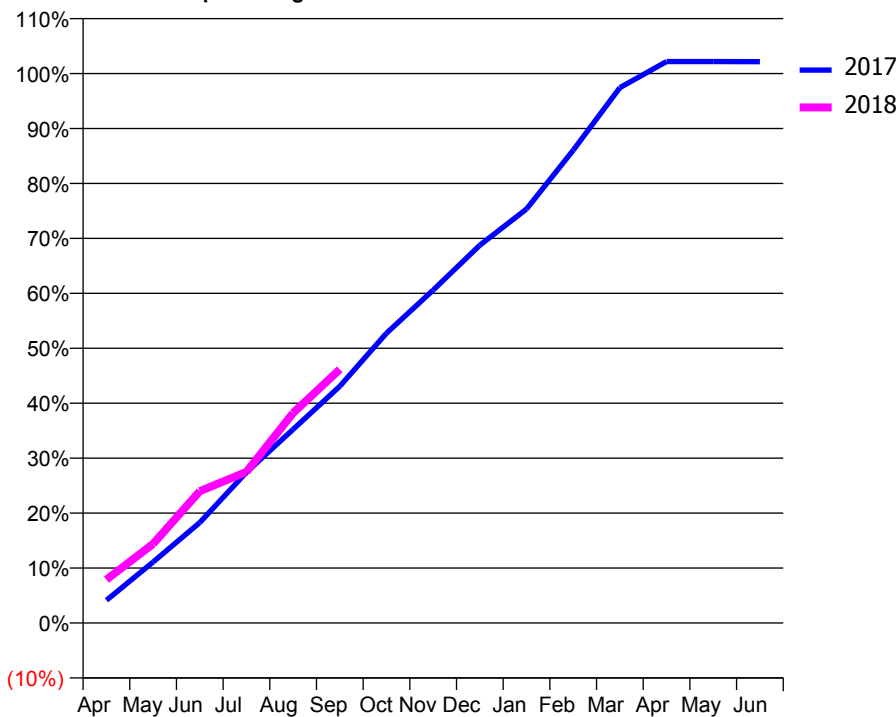
ACCESS*

Patients seen in 24 months	Total	Change since previous quarter
Quarter ending September 2016	2,172	
Quarter ending December 2016	2,268	↑
Quarter ending March 2017	2,418	↑
Quarter ending June 2017	2,460	→
Quarter ending September 2017	2,474	→
Variance since September 2016	13.9%	↑



ACTIVITY

Cumulative percentage of contracted UDA delivered 2017 & 2018



Adjusted Scheduled Activity (UDA)

Month	2017	2018
April	218	416
May	584	758
June	963	1,264
July	1,444	1,449
August	1,855	2,012
September	2,268	2,431
October	2,777	
November	3,190	
December	3,620	
January	3,966	
February	4,530	
March	5,130	
April	5,380	
May	5,380	
June	5,378	

QUALITY

	Quantity	Base Number	Contract	AT	Region	England
% of FP17s for the same patient ID Re-attending within 3 months - Children	44	720	6.1%	9.3%	11.4%	11.9%
% of FP17s for the same patient ID Re-attending within 3 months - Adults	142	1,093	13.0%	15.0%	15.7%	15.9%
% of FP17s for the same patient ID Re-attending between 3 & 9 months - Children	463	720	64.3%	59.5%	60.6%	58.1%
% of FP17s for the same patient ID Re-attending between 3 & 9 months - Adults	598	1,093	54.7%	51.2%	52.0%	50.6%
% of FP17s for Band 1 Urgent Courses	114	1,223	9.3%	9.6%	9.6%	9.1%
% of FP17s Relating to Free Repair or Replacements	2	1,223	0.2%	0.6%	0.7%	0.8%
% of FP17s Relating to Continuations	1	1,223	0.1%	0.9%	1.0%	1.1%
% of Patients satisfied with the dentistry they have received	2	2	N/A	90.4%	91.6%	91.4%
% of Patients satisfied with the time they had to wait for an appointment	2	2	N/A	87.3%	87.9%	87.7%

* This is based on patients treated on this contract for their most recent course of treatment. Figures in italics indicate the base number of FP17s or Patient Questionnaire responses are less than 100. N/A is shown where the base number of responses is less than 10 during the period. % is calculated as Quantity/Base number*100

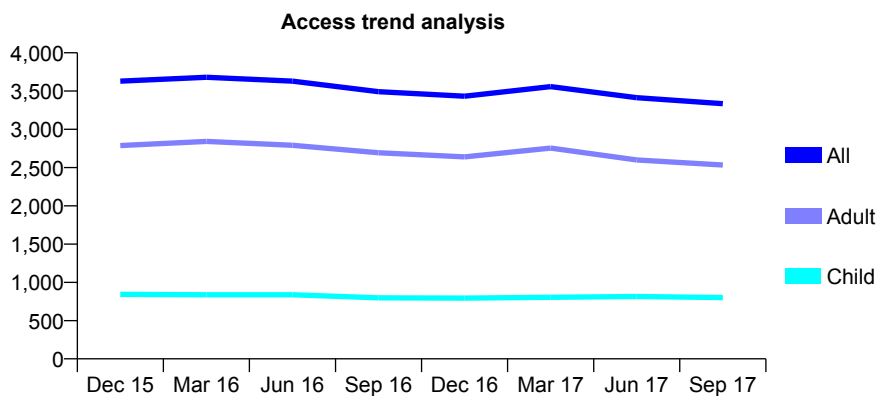
Q68 - Vital Signs At a Glance Contract Report for 158275/0001 - September 2017

Name or company name	Esmail Harunani and Murtaza Kanani
Contract type name	GDS Contract
Purpose of contract	General
Contract start date	01/10/2009
Contract end date	

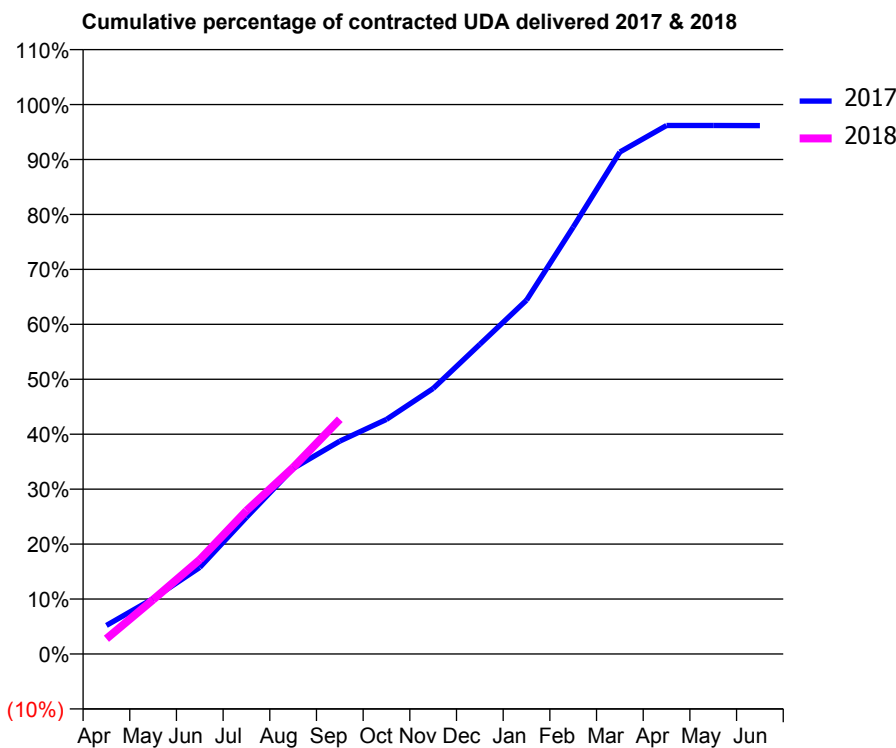
17/18 Contracted general activity (UDA)	10,150
Carry forward general activity (UDA)	0
17/18 Contracted orthodontic activity (UOA)	0
Carry forward orthodontic activity (UOA)	0
Baseline contract value	£242,725.90

ACCESS*

Patients seen in 24 months	Total	Change since previous quarter
Quarter ending September 2016	3,492	
Quarter ending December 2016	3,433	↓
Quarter ending March 2017	3,559	↑
Quarter ending June 2017	3,414	↓
Quarter ending September 2017	3,335	↓
Variance since September 2016	(4.5%)	↓



ACTIVITY



Month	Adjusted Scheduled Activity (UDA)	
	2017	2018
April	528	283
May	1,023	1,004
June	1,601	1,744
July	2,525	2,647
August	3,428	3,444
September	3,932	4,335
October	4,333	
November	4,905	
December	5,721	
January	6,537	
February	7,885	
March	9,273	
April	9,762	
May	9,763	
June	9,760	

QUALITY

	Quantity	Base Number	Contract	AT	Region	England
% of FP17s for the same patient ID Re-attending within 3 months - Children	26	520	5.0%	9.3%	11.4%	11.9%
% of FP17s for the same patient ID Re-attending within 3 months - Adults	213	1,399	15.2%	15.0%	15.7%	15.9%
% of FP17s for the same patient ID Re-attending between 3 & 9 months - Children	235	520	45.2%	59.5%	60.6%	58.1%
% of FP17s for the same patient ID Re-attending between 3 & 9 months - Adults	541	1,399	38.7%	51.2%	52.0%	50.6%
% of FP17s for Band 1 Urgent Courses	222	1,783	12.5%	9.6%	9.6%	9.1%
% of FP17s Relating to Free Repair or Replacements	18	1,783	1.0%	0.6%	0.7%	0.8%
% of FP17s Relating to Continuations	32	1,783	1.8%	0.9%	1.0%	1.1%
% of Patients satisfied with the dentistry they have received	4	5	N/A	90.4%	91.6%	91.4%
% of Patients satisfied with the time they had to wait for an appointment	4	5	N/A	87.3%	87.9%	87.7%

* This is based on patients treated on this contract for their most recent course of treatment. Figures in italics indicate the base number of FP17s or Patient Questionnaire responses are less than 100. N/A is shown where the base number of responses is less than 10 during the period. % is calculated as Quantity/Base number*100

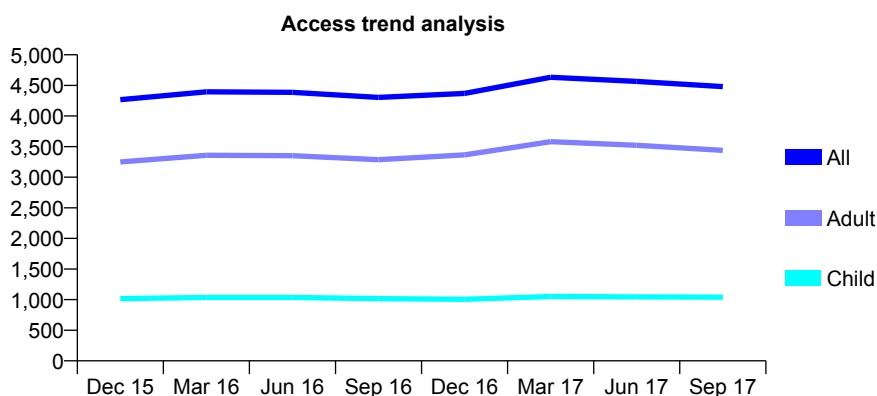
Q68 - Vital Signs At a Glance Contract Report for 158275/0002 - September 2017

Name or company name	Esmail Harunani and Murtaza Kanani
Contract type name	GDS Contract
Purpose of contract	General
Contract start date	01/10/2009
Contract end date	

17/18 Contracted general activity (UDA)	13,900
Carry forward general activity (UDA)	-278
17/18 Contracted orthodontic activity (UOA)	0
Carry forward orthodontic activity (UOA)	0
Baseline contract value	£330,660.96

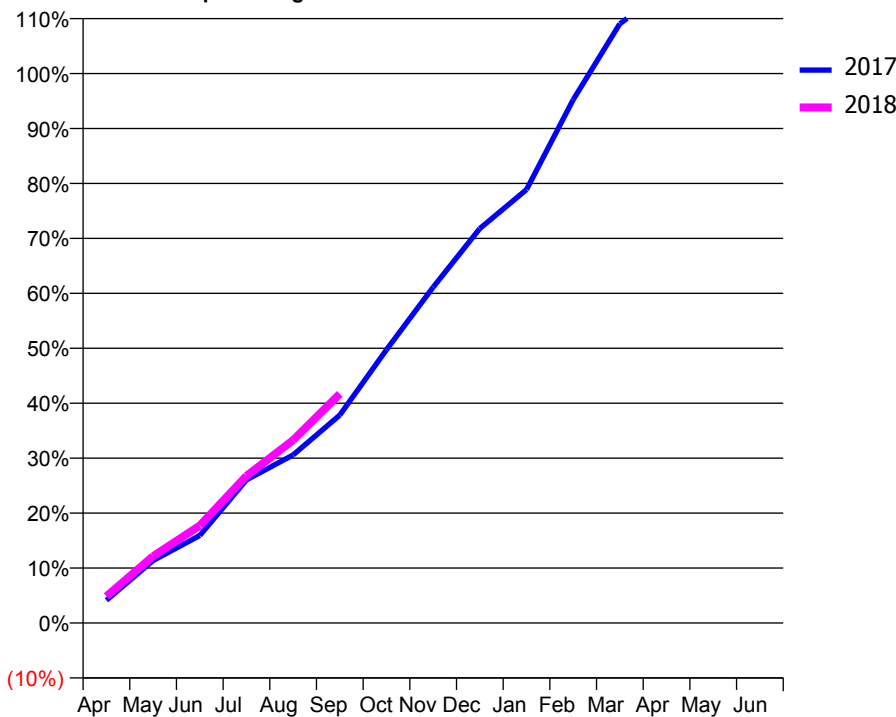
ACCESS*

Patients seen in 24 months	Total	Change since previous quarter
Quarter ending September 2016	4,303	
Quarter ending December 2016	4,369	→
Quarter ending March 2017	4,632	↑
Quarter ending June 2017	4,565	↓
Quarter ending September 2017	4,480	↓
Variance since September 2016	4.1%	↑



ACTIVITY

Cumulative percentage of contracted UDA delivered 2017 & 2018



Adjusted Scheduled Activity (UDA)

Month	2017	2018
April	577	677
May	1,580	1,692
June	2,213	2,466
July	3,622	3,723
August	4,253	4,626
September	5,260	5,797
October	6,914	
November	8,495	
December	9,979	
January	10,965	
February	13,239	
March	15,159	
April	16,001	
May	16,007	
June	16,007	

QUALITY

	Quantity	Base Number	Contract	AT	Region	England
% of FP17s for the same patient ID Re-attending within 3 months - Children	49	678	7.2%	9.3%	11.4%	11.9%
% of FP17s for the same patient ID Re-attending within 3 months - Adults	359	1,958	18.3%	15.0%	15.7%	15.9%
% of FP17s for the same patient ID Re-attending between 3 & 9 months - Children	415	678	61.2%	59.5%	60.6%	58.1%
% of FP17s for the same patient ID Re-attending between 3 & 9 months - Adults	1,131	1,958	57.8%	51.2%	52.0%	50.6%
% of FP17s for Band 1 Urgent Courses	277	2,152	12.9%	9.6%	9.6%	9.1%
% of FP17s Relating to Free Repair or Replacements	3	2,152	0.1%	0.6%	0.7%	0.8%
% of FP17s Relating to Continuations	14	2,152	0.7%	0.9%	1.0%	1.1%
% of Patients satisfied with the dentistry they have received	5	7	N/A	90.4%	91.6%	91.4%
% of Patients satisfied with the time they had to wait for an appointment	4	7	N/A	87.3%	87.9%	87.7%

* This is based on patients treated on this contract for their most recent course of treatment. Figures in italics indicate the base number of FP17s or Patient Questionnaire responses are less than 100. N/A is shown where the base number of responses is less than 10 during the period. % is calculated as Quantity/Base number*100

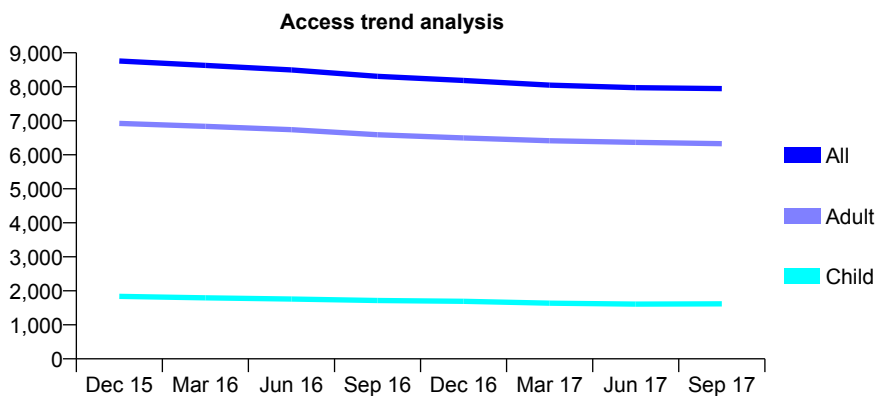
Q68 - Vital Signs At a Glance Contract Report for 160237/0001 - September 2017

Name or company name	Five Rivers Dental Ltd
Contract type name	GDS Contract
Purpose of contract	General
Contract start date	01/10/2008
Contract end date	

17/18 Contracted general activity (UDA)	22,127
Carry forward general activity (UDA)	-443
17/18 Contracted orthodontic activity (UOA)	0
Carry forward orthodontic activity (UOA)	0
Baseline contract value	£600,038.21

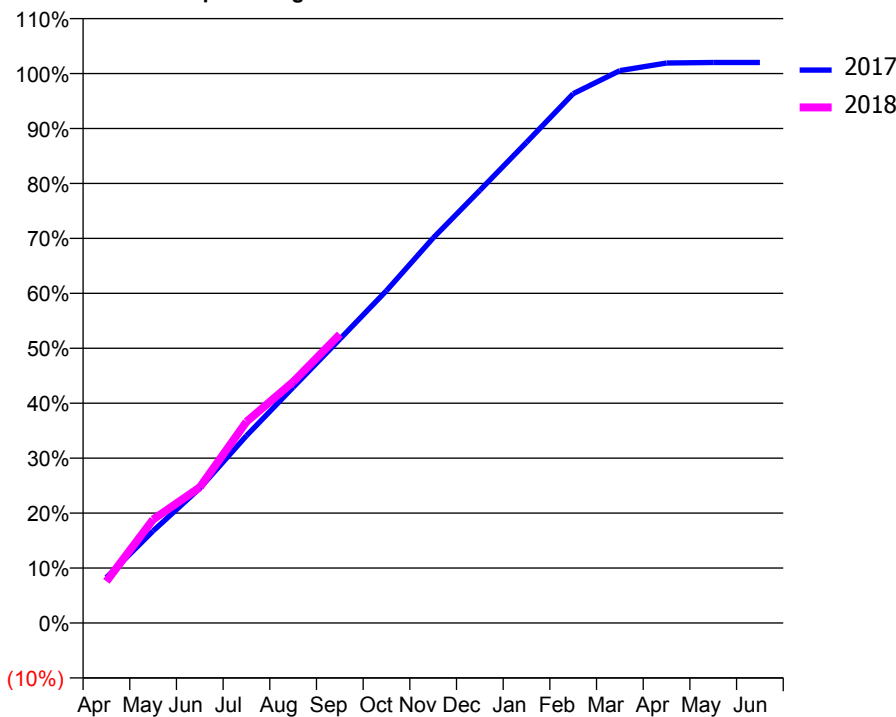
ACCESS*

Patients seen in 24 months	Total	Change since previous quarter
Quarter ending September 2016	8,306	
Quarter ending December 2016	8,187	↓
Quarter ending March 2017	8,050	↓
Quarter ending June 2017	7,974	→
Quarter ending September 2017	7,947	→
Variance since September 2016	(4.3%)	↓



ACTIVITY

Cumulative percentage of contracted UDA delivered 2017 & 2018



Adjusted Scheduled Activity (UDA)

Month	2017	2018
April	1,831	1,676
May	3,706	4,167
June	5,427	5,465
July	7,540	8,106
August	9,490	9,709
September	11,431	11,624
October	13,382	
November	15,502	
December	17,420	
January	19,353	
February	21,312	
March	22,245	
April	22,549	
May	22,569	
June	22,570	

QUALITY

	Quantity	Base Number	Contract	AT	Region	England
% of FP17s for the same patient ID Re-attending within 3 months - Children	100	1,596	6.3%	9.3%	11.4%	11.9%
% of FP17s for the same patient ID Re-attending within 3 months - Adults	689	5,135	13.4%	15.0%	15.7%	15.9%
% of FP17s for the same patient ID Re-attending between 3 & 9 months - Children	1,183	1,596	74.1%	59.5%	60.6%	58.1%
% of FP17s for the same patient ID Re-attending between 3 & 9 months - Adults	3,039	5,135	59.2%	51.2%	52.0%	50.6%
% of FP17s for Band 1 Urgent Courses	315	6,535	4.8%	9.6%	9.6%	9.1%
% of FP17s Relating to Free Repair or Replacements	39	6,535	0.6%	0.6%	0.7%	0.8%
% of FP17s Relating to Continuations	115	6,535	1.8%	0.9%	1.0%	1.1%
% of Patients satisfied with the dentistry they have received	16	17	94.1%	90.4%	91.6%	91.4%
% of Patients satisfied with the time they had to wait for an appointment	16	17	94.1%	87.3%	87.9%	87.7%

* This is based on patients treated on this contract for their most recent course of treatment. Figures in italics indicate the base number of FP17s or Patient Questionnaire responses are less than 100. N/A is shown where the base number of responses is less than 10 during the period. % is calculated as Quantity/Base number*100

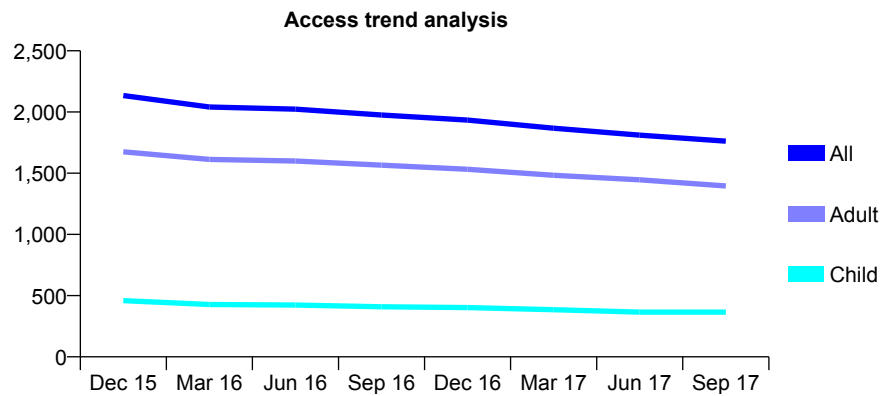
Q68 - Vital Signs At a Glance Contract Report for 160237/0002 - September 2017

Name or company name	Five Rivers Dental Ltd
Contract type name	GDS Contract
Purpose of contract	General
Contract start date	01/10/2008
Contract end date	

17/18 Contracted general activity (UDA)	4,800
Carry forward general activity (UDA)	-96
17/18 Contracted orthodontic activity (UOA)	0
Carry forward orthodontic activity (UOA)	0
Baseline contract value	£135,183.15

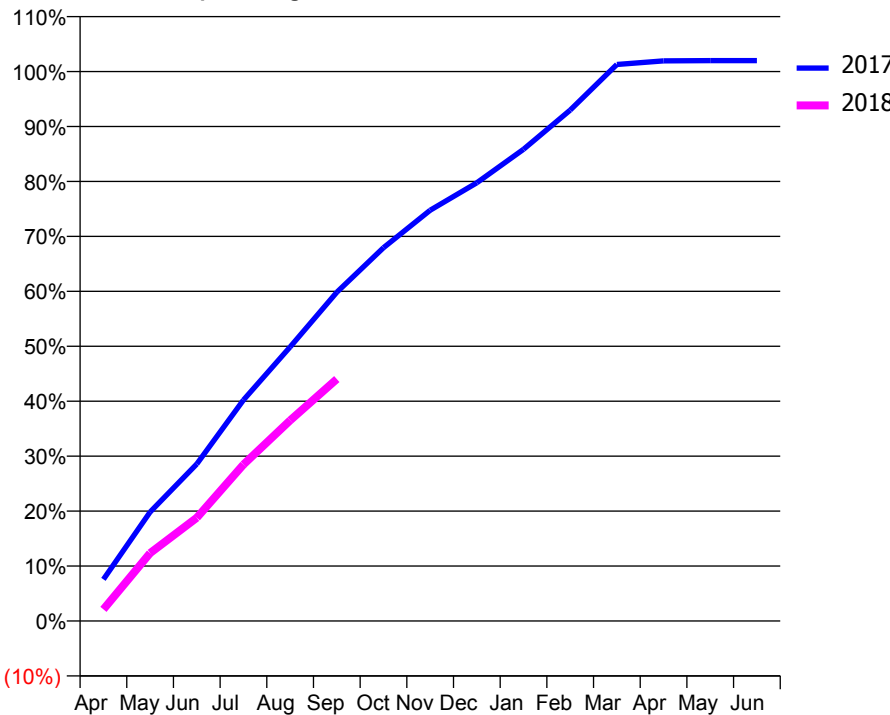
ACCESS*

Patients seen in 24 months	Total	Change since previous quarter
Quarter ending September 2016	1,975	
Quarter ending December 2016	1,934	↓
Quarter ending March 2017	1,868	↓
Quarter ending June 2017	1,811	↓
Quarter ending September 2017	1,762	↓
Variance since September 2016	(10.8%)	↓



ACTIVITY

Cumulative percentage of contracted UDA delivered 2017 & 2018



Month	Adjusted Scheduled Activity (UDA)	
	2017	2018
April	364	102
May	952	594
June	1,372	902
July	1,930	1,367
August	2,394	1,752
September	2,872	2,113
October	3,261	
November	3,588	
December	3,828	
January	4,120	
February	4,463	
March	4,862	
April	4,893	
May	4,896	
June	4,896	

QUALITY

	Quantity	Base Number	Contract	AT	Region	England
% of FP17s for the same patient ID Re-attending within 3 months - Children	16	272	5.9%	9.3%	11.4%	11.9%
% of FP17s for the same patient ID Re-attending within 3 months - Adults	106	990	10.7%	15.0%	15.7%	15.9%
% of FP17s for the same patient ID Re-attending between 3 & 9 months - Children	158	272	58.1%	59.5%	60.6%	58.1%
% of FP17s for the same patient ID Re-attending between 3 & 9 months - Adults	587	990	59.3%	51.2%	52.0%	50.6%
% of FP17s for Band 1 Urgent Courses	67	1,242	5.4%	9.6%	9.6%	9.1%
% of FP17s Relating to Free Repair or Replacements	8	1,242	0.6%	0.6%	0.7%	0.8%
% of FP17s Relating to Continuations	1	1,242	0.1%	0.9%	1.0%	1.1%
% of Patients satisfied with the dentistry they have received	6	6	N/A	90.4%	91.6%	91.4%
% of Patients satisfied with the time they had to wait for an appointment	5	6	N/A	87.3%	87.9%	87.7%

* This is based on patients treated on this contract for their most recent course of treatment. Figures in italics indicate the base number of FP17s or Patient Questionnaire responses are less than 100. N/A is shown where the base number of responses is less than 10 during the period. % is calculated as Quantity/Base number*100

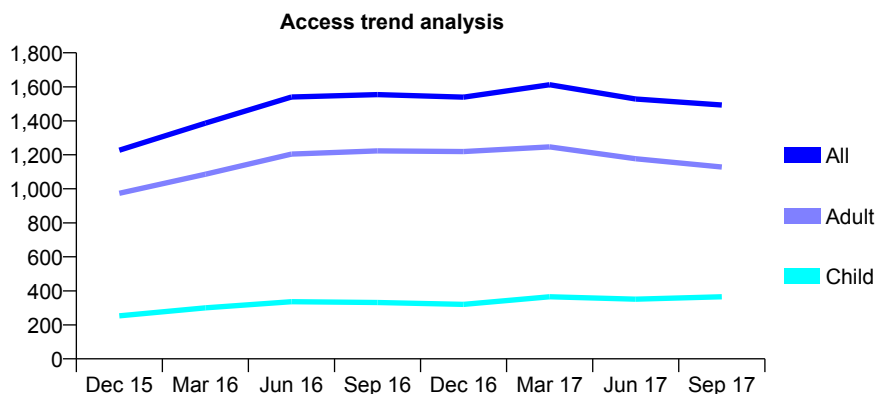
Q68 - Vital Signs At a Glance Contract Report for 160482/0001 - September 2017

Name or company name	Mr W Clinton, Mr Y Noorani and Miss M No
Contract type name	GDS Contract
Purpose of contract	General
Contract start date	01/11/2014
Contract end date	

17/18 Contracted general activity (UDA)	6,187
Carry forward general activity (UDA)	0
17/18 Contracted orthodontic activity (UOA)	0
Carry forward orthodontic activity (UOA)	0
Baseline contract value	£142,722.54

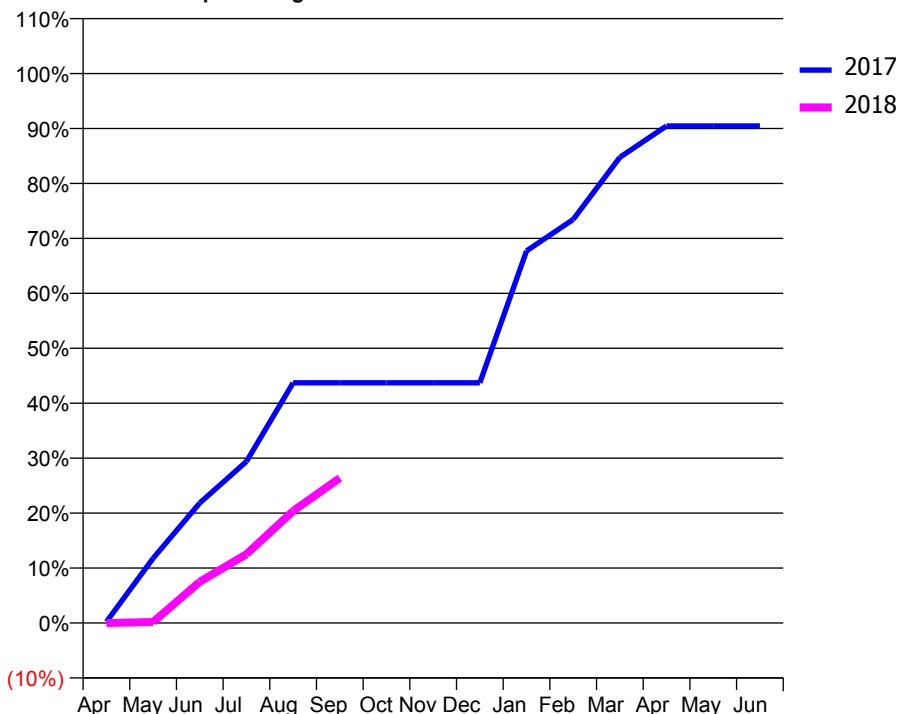
ACCESS*

Patients seen in 24 months	Total	Change since previous quarter
Quarter ending September 2016	1,554	
Quarter ending December 2016	1,539	→
Quarter ending March 2017	1,612	↑
Quarter ending June 2017	1,528	↓
Quarter ending September 2017	1,493	↓
Variance since September 2016	(3.9%)	↓



ACTIVITY

Cumulative percentage of contracted UDA delivered 2017 & 2018



Month	Adjusted Scheduled Activity (UDA)	
	2017	2018
April	15	0
May	730	11
June	1,352	465
July	1,820	776
August	2,705	1,263
September	2,705	1,633
October	2,705	
November	2,705	
December	2,705	
January	4,189	
February	4,544	
March	5,244	
April	5,596	
May	5,596	
June	5,596	

QUALITY

	Quantity	Base Number	Contract	AT	Region	England
% of FP17s for the same patient ID Re-attending within 3 months - Children	9	182	4.9%	9.3%	11.4%	11.9%
% of FP17s for the same patient ID Re-attending within 3 months - Adults	106	566	18.7%	15.0%	15.7%	15.9%
% of FP17s for the same patient ID Re-attending between 3 & 9 months - Children	107	182	58.8%	59.5%	60.6%	58.1%
% of FP17s for the same patient ID Re-attending between 3 & 9 months - Adults	268	566	47.3%	51.2%	52.0%	50.6%
% of FP17s for Band 1 Urgent Courses	47	603	7.8%	9.6%	9.6%	9.1%
% of FP17s Relating to Free Repair or Replacements	12	603	2.0%	0.6%	0.7%	0.8%
% of FP17s Relating to Continuations	1	603	0.2%	0.9%	1.0%	1.1%
% of Patients satisfied with the dentistry they have received	2	2	N/A	90.4%	91.6%	91.4%
% of Patients satisfied with the time they had to wait for an appointment	1	2	N/A	87.3%	87.9%	87.7%

* This is based on patients treated on this contract for their most recent course of treatment. Figures in italics indicate the base number of FP17s or Patient Questionnaire responses are less than 100. N/A is shown where the base number of responses is less than 10 during the period. % is calculated as Quantity/Base number*100

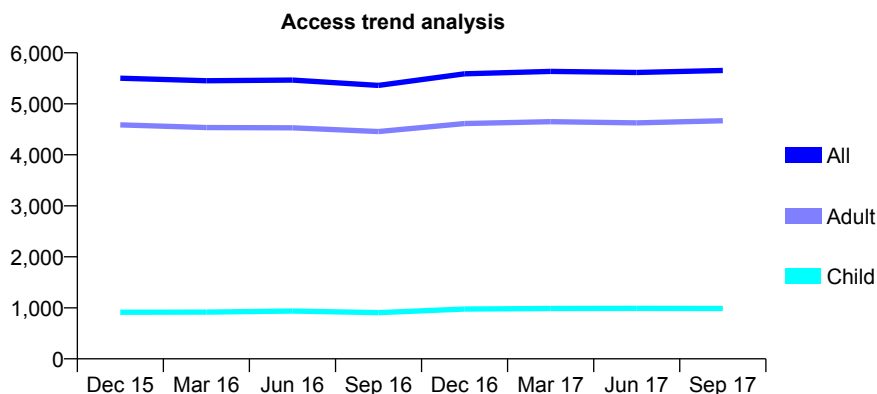
Q68 - Vital Signs At a Glance Contract Report for 161098/0001 - September 2017

Name or company name	Mr A Fridmann and Mr A Pangotra
Contract type name	GDS Contract
Purpose of contract	General
Contract start date	17/12/2012
Contract end date	

17/18 Contracted general activity (UDA)	18,150
Carry forward general activity (UDA)	-112
17/18 Contracted orthodontic activity (UOA)	0
Carry forward orthodontic activity (UOA)	0
Baseline contract value	£541,666.69

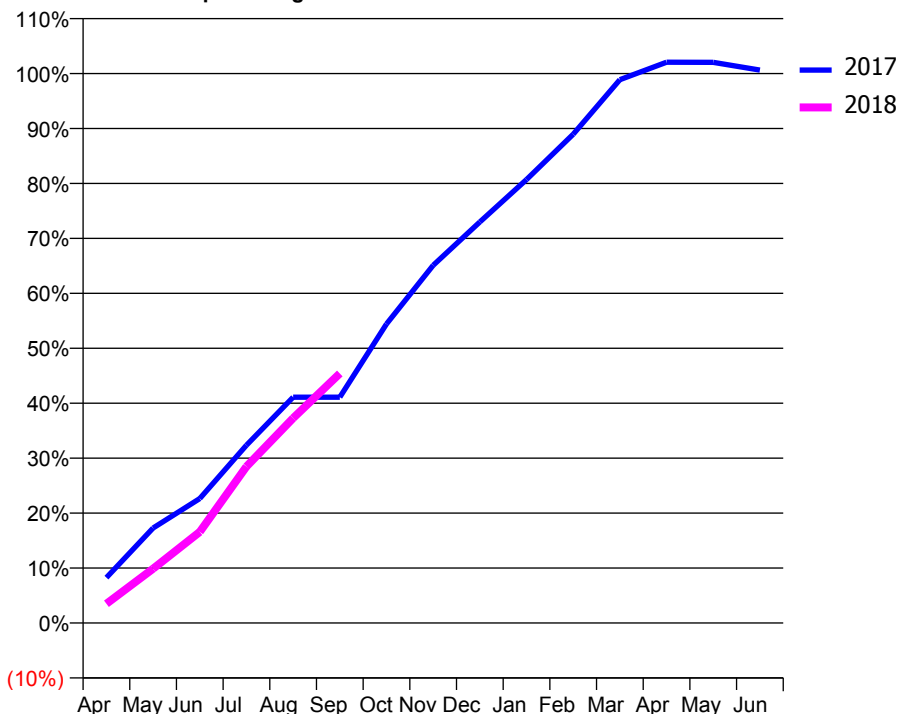
ACCESS*

Patients seen in 24 months	Total	Change since previous quarter
Quarter ending September 2016	5,361	
Quarter ending December 2016	5,589	↑
Quarter ending March 2017	5,636	→
Quarter ending June 2017	5,615	→
Quarter ending September 2017	5,654	→
Variance since September 2016	5.5%	↑



ACTIVITY

Cumulative percentage of contracted UDA delivered 2017 & 2018



Month	Adjusted Scheduled Activity (UDA)	
	2017	2018
April	1,499	635
May	3,136	1,796
June	4,112	3,011
July	5,871	5,167
August	7,457	6,766
September	7,457	8,243
October	9,878	
November	11,813	
December	13,245	
January	14,648	
February	16,144	
March	17,946	
April	18,524	
May	18,520	
June	18,261	

QUALITY

	Quantity	Base Number	Contract	AT	Region	England
% of FP17s for the same patient ID Re-attending within 3 months - Children	61	731	8.3%	9.3%	11.4%	11.9%
% of FP17s for the same patient ID Re-attending within 3 months - Adults	428	2,925	14.6%	15.0%	15.7%	15.9%
% of FP17s for the same patient ID Re-attending between 3 & 9 months - Children	419	731	57.3%	59.5%	60.6%	58.1%
% of FP17s for the same patient ID Re-attending between 3 & 9 months - Adults	1,295	2,925	44.3%	51.2%	52.0%	50.6%
% of FP17s for Band 1 Urgent Courses	337	3,506	9.6%	9.6%	9.6%	9.1%
% of FP17s Relating to Free Repair or Replacements	13	3,506	0.4%	0.6%	0.7%	0.8%
% of FP17s Relating to Continuations	74	3,506	2.1%	0.9%	1.0%	1.1%
% of Patients satisfied with the dentistry they have received	15	16	93.8%	90.4%	91.6%	91.4%
% of Patients satisfied with the time they had to wait for an appointment	15	16	93.8%	87.3%	87.9%	87.7%

* This is based on patients treated on this contract for their most recent course of treatment. Figures in italics indicate the base number of FP17s or Patient Questionnaire responses are less than 100. N/A is shown where the base number of responses is less than 10 during the period. % is calculated as Quantity/Base number*100

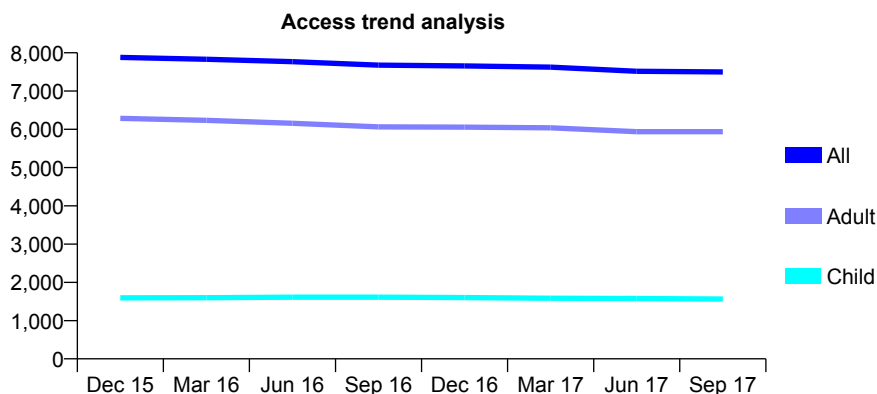
Q68 - Vital Signs At a Glance Contract Report for 161322/0001 - September 2017

Name or company name	NORTH LAINES DENTAL PRACTICE
Contract type name	GDS Contract
Purpose of contract	General
Contract start date	01/04/2008
Contract end date	

17/18 Contracted general activity (UDA)	25,769
Carry forward general activity (UDA)	0
17/18 Contracted orthodontic activity (UOA)	0
Carry forward orthodontic activity (UOA)	0
Baseline contract value	£739,768.10

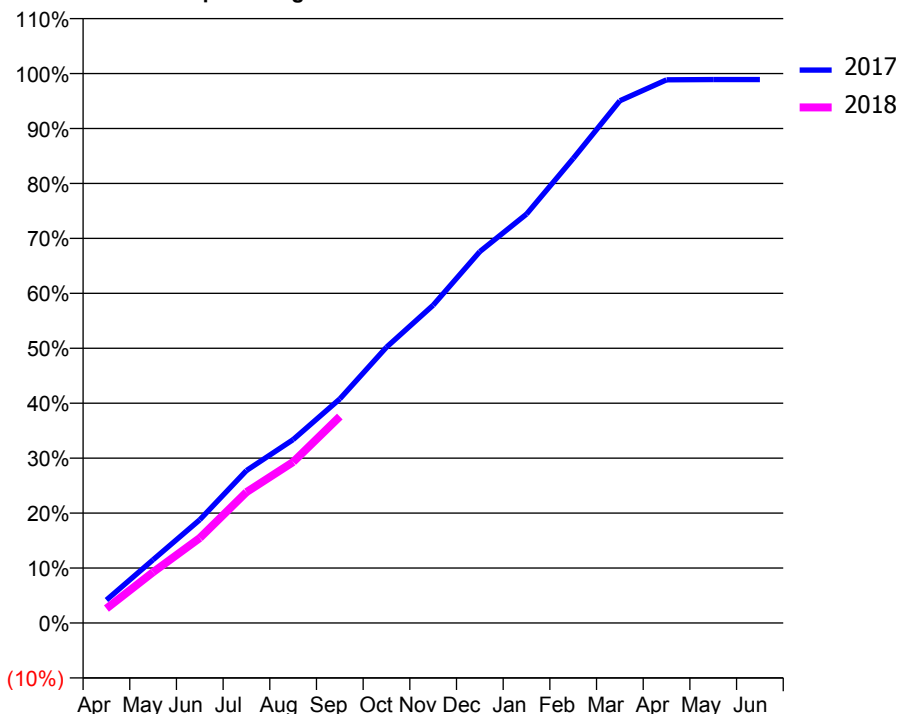
ACCESS*

Patients seen in 24 months	Total	Change since previous quarter
Quarter ending September 2016	7,677	
Quarter ending December 2016	7,658	→
Quarter ending March 2017	7,624	→
Quarter ending June 2017	7,517	↓
Quarter ending September 2017	7,501	→
Variance since September 2016	(2.3%)	↓



ACTIVITY

Cumulative percentage of contracted UDA delivered 2017 & 2018



Adjusted Scheduled Activity (UDA)

Month	2017	2018
April	1,082	676
May	2,967	2,388
June	4,841	3,986
July	7,153	6,139
August	8,603	7,554
September	10,506	9,683
October	12,934	
November	14,903	
December	17,417	
January	19,177	
February	21,786	
March	24,493	
April	25,476	
May	25,486	
June	25,485	

QUALITY

	Quantity	Base Number	Contract	AT	Region	England
% of FP17s for the same patient ID Re-attending within 3 months - Children	124	1,161	10.7%	9.3%	11.4%	11.9%
% of FP17s for the same patient ID Re-attending within 3 months - Adults	730	3,920	18.6%	15.0%	15.7%	15.9%
% of FP17s for the same patient ID Re-attending between 3 & 9 months - Children	635	1,161	54.7%	59.5%	60.6%	58.1%
% of FP17s for the same patient ID Re-attending between 3 & 9 months - Adults	1,736	3,920	44.3%	51.2%	52.0%	50.6%
% of FP17s for Band 1 Urgent Courses	625	4,649	13.4%	9.6%	9.6%	9.1%
% of FP17s Relating to Free Repair or Replacements	43	4,649	0.9%	0.6%	0.7%	0.8%
% of FP17s Relating to Continuations	29	4,649	0.6%	0.9%	1.0%	1.1%
% of Patients satisfied with the dentistry they have received	10	10	100.0%	90.4%	91.6%	91.4%
% of Patients satisfied with the time they had to wait for an appointment	9	10	90.0%	87.3%	87.9%	87.7%

* This is based on patients treated on this contract for their most recent course of treatment. Figures in italics indicate the base number of FP17s or Patient Questionnaire responses are less than 100. N/A is shown where the base number of responses is less than 10 during the period. % is calculated as Quantity/Base number*100

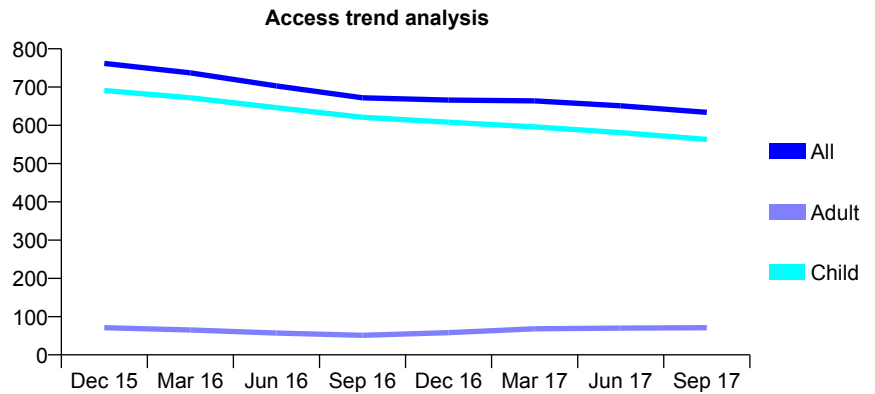
Q68 - Vital Signs At a Glance Contract Report for 162108/0001 - September 2017

Name or company name	Mr M Clery and Ms R Amlani
Contract type name	GDS Contract
Purpose of contract	General
Contract start date	01/04/2010
Contract end date	

17/18 Contracted general activity (UDA)	1,170
Carry forward general activity (UDA)	0
17/18 Contracted orthodontic activity (UOA)	0
Carry forward orthodontic activity (UOA)	0
Baseline contract value	£30,144.08

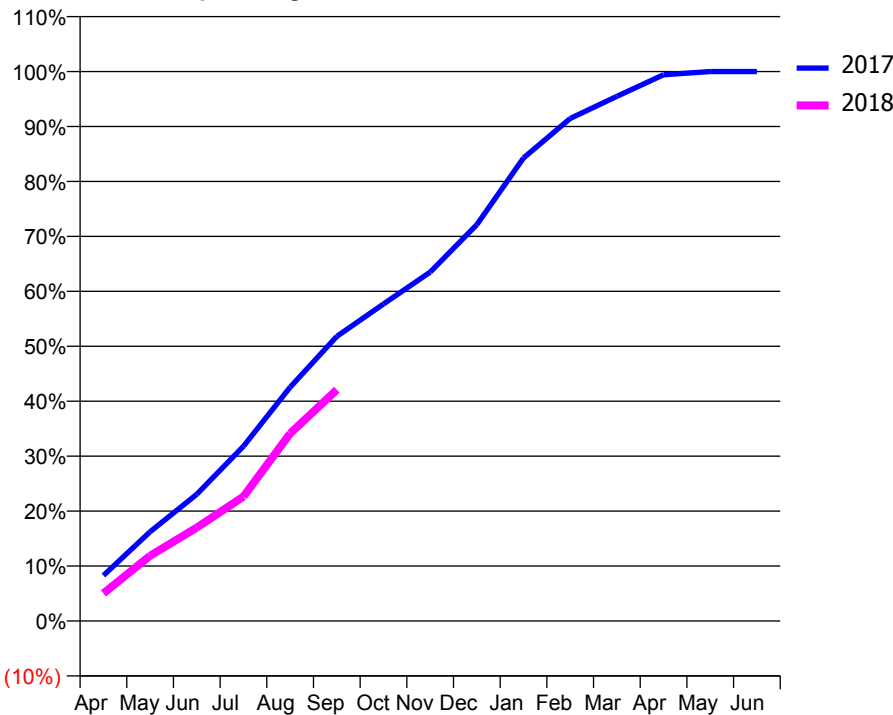
ACCESS*

Patients seen in 24 months	Total	Change since previous quarter
Quarter ending September 2016	672	
Quarter ending December 2016	666	→
Quarter ending March 2017	664	→
Quarter ending June 2017	651	↓
Quarter ending September 2017	634	↓
Variance since September 2016	(5.7%)	↓



ACTIVITY

Cumulative percentage of contracted UDA delivered 2017 & 2018



Month	Adjusted Scheduled Activity (UDA)	
	2017	2018
April	97	59
May	190	139
June	270	199
July	372	265
August	498	399
September	606	492
October	675	
November	743	
December	844	
January	986	
February	1,070	
March	1,117	
April	1,163	
May	1,170	
June	1,170	

QUALITY

	Quantity	Base Number	Contract	AT	Region	England
% of FP17s for the same patient ID Re-attending within 3 months - Children	19	444	4.3%	9.3%	11.4%	11.9%
% of FP17s for the same patient ID Re-attending within 3 months - Adults	1	26	3.8%	15.0%	15.7%	15.9%
% of FP17s for the same patient ID Re-attending between 3 & 9 months - Children	290	444	65.3%	59.5%	60.6%	58.1%
% of FP17s for the same patient ID Re-attending between 3 & 9 months - Adults	17	26	65.4%	51.2%	52.0%	50.6%
% of FP17s for Band 1 Urgent Courses	2	419	0.5%	9.6%	9.6%	9.1%
% of FP17s Relating to Free Repair or Replacements	0	419	0.0%	0.6%	0.7%	0.8%
% of FP17s Relating to Continuations	0	419	0.0%	0.9%	1.0%	1.1%
% of Patients satisfied with the dentistry they have received	0	0	N/A	90.4%	91.6%	91.4%
% of Patients satisfied with the time they had to wait for an appointment	0	0	N/A	87.3%	87.9%	87.7%

* This is based on patients treated on this contract for their most recent course of treatment. Figures in italics indicate the base number of FP17s or Patient Questionnaire responses are less than 100. N/A is shown where the base number of responses is less than 10 during the period. % is calculated as Quantity/Base number*100

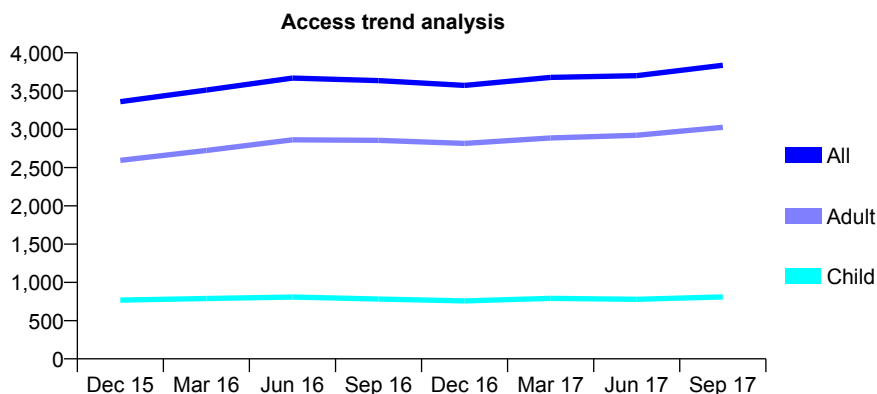
Q68 - Vital Signs At a Glance Contract Report for 162434/0001 - September 2017

Name or company name	Mr A Eyrumlu, Mr M Eyrumlu & Mr M Darat
Contract type name	GDS Contract
Purpose of contract	General
Contract start date	01/08/2014
Contract end date	

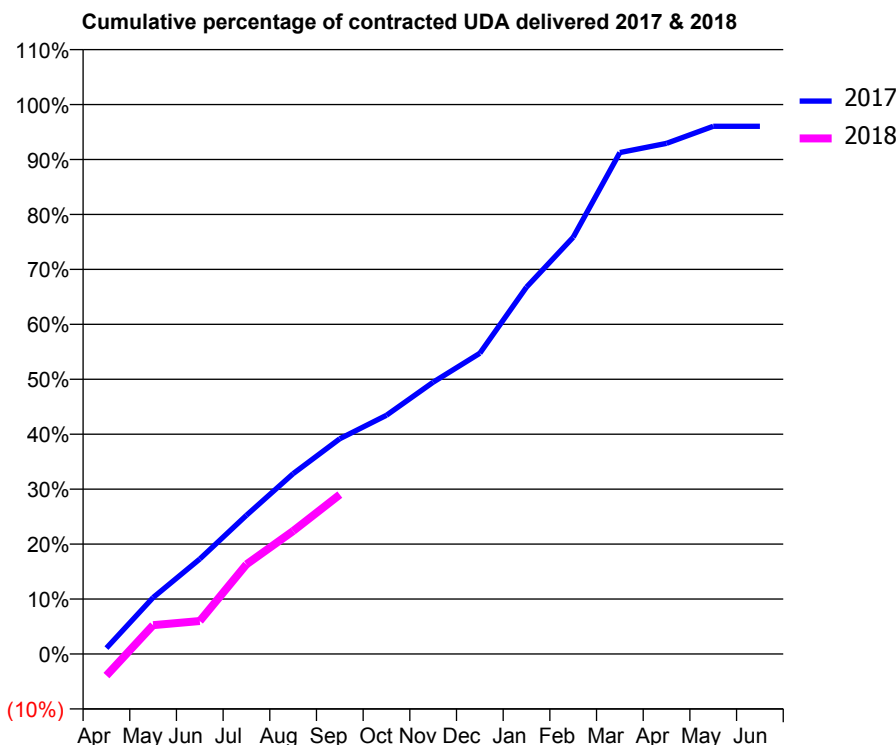
17/18 Contracted general activity (UDA)	13,000
Carry forward general activity (UDA)	514
17/18 Contracted orthodontic activity (UOA)	0
Carry forward orthodontic activity (UOA)	0
Baseline contract value	£363,433.08

ACCESS*

Patients seen in 24 months	Total	Change since previous quarter
Quarter ending September 2016	3,637	
Quarter ending December 2016	3,574	↓
Quarter ending March 2017	3,679	↑
Quarter ending June 2017	3,701	→
Quarter ending September 2017	3,837	↑
Variance since September 2016	5.5%	↑



ACTIVITY



Month	Adjusted Scheduled Activity (UDA)	
	2017	2018
April	141	-514
May	1,335	684
June	2,249	782
July	3,284	2,122
August	4,267	2,910
September	5,092	3,770
October	5,649	
November	6,430	
December	7,116	
January	8,681	
February	9,859	
March	11,862	
April	12,079	
May	12,486	
June	12,486	

QUALITY

	Quantity	Base Number	Contract	AT	Region	England
% of FP17s for the same patient ID Re-attending within 3 months - Children	36	541	6.7%	9.3%	11.4%	11.9%
% of FP17s for the same patient ID Re-attending within 3 months - Adults	236	2,074	11.4%	15.0%	15.7%	15.9%
% of FP17s for the same patient ID Re-attending between 3 & 9 months - Children	286	541	52.9%	59.5%	60.6%	58.1%
% of FP17s for the same patient ID Re-attending between 3 & 9 months - Adults	1,021	2,074	49.2%	51.2%	52.0%	50.6%
% of FP17s for Band 1 Urgent Courses	198	2,357	8.4%	9.6%	9.6%	9.1%
% of FP17s Relating to Free Repair or Replacements	0	2,357	0.0%	0.6%	0.7%	0.8%
% of FP17s Relating to Continuations	60	2,357	2.5%	0.9%	1.0%	1.1%
% of Patients satisfied with the dentistry they have received	11	12	91.7%	90.4%	91.6%	91.4%
% of Patients satisfied with the time they had to wait for an appointment	11	12	91.7%	87.3%	87.9%	87.7%

* This is based on patients treated on this contract for their most recent course of treatment. Figures in italics indicate the base number of FP17s or Patient Questionnaire responses are less than 100. N/A is shown where the base number of responses is less than 10 during the period. % is calculated as Quantity/Base number*100

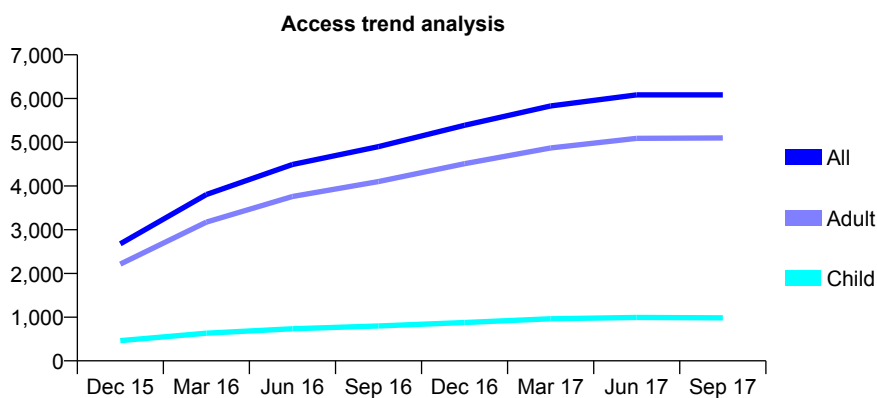
Q68 - Vital Signs At a Glance Contract Report for 162531/0001 - September 2017

Name or company name	The Dental Surgery Partnership
Contract type name	GDS Contract
Purpose of contract	General
Contract start date	01/08/2015
Contract end date	

17/18 Contracted general activity (UDA)	21,012
Carry forward general activity (UDA)	0
17/18 Contracted orthodontic activity (UOA)	0
Carry forward orthodontic activity (UOA)	0
Baseline contract value	£545,842.91

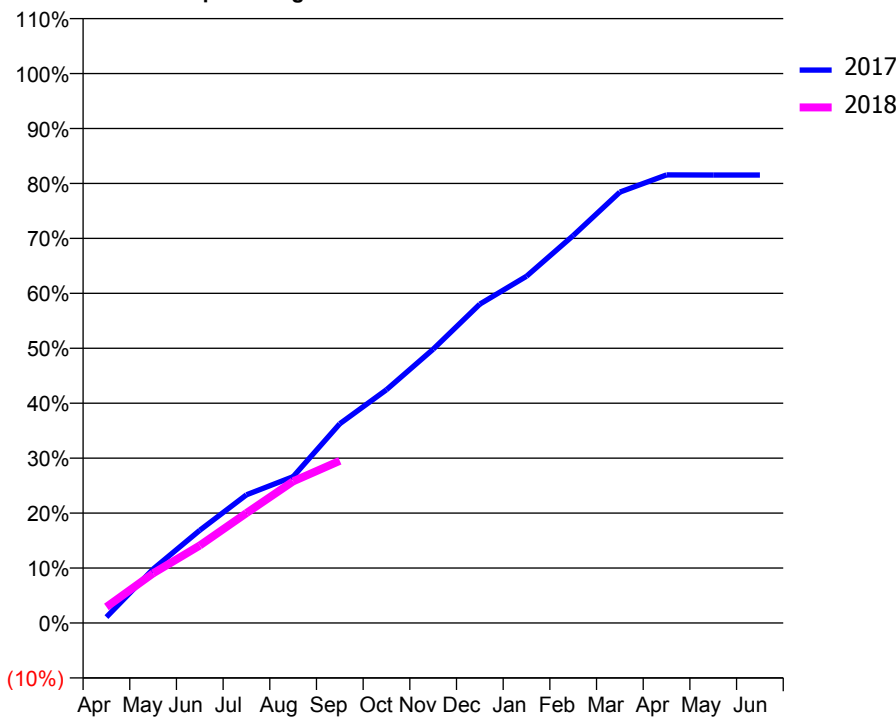
ACCESS*

Patients seen in 24 months	Total	Change since previous quarter
Quarter ending September 2016	4,900	
Quarter ending December 2016	5,388	↑
Quarter ending March 2017	5,831	↑
Quarter ending June 2017	6,084	↑
Quarter ending September 2017	6,083	→
Variance since September 2016	24.1%	↑



ACTIVITY

Cumulative percentage of contracted UDA delivered 2017 & 2018



Month	Adjusted Scheduled Activity (UDA)	
	2017	2018
April	227	615
May	2,064	1,900
June	3,545	2,965
July	4,904	4,203
August	5,595	5,418
September	7,620	6,203
October	8,918	
November	10,470	
December	12,194	
January	13,258	
February	14,816	
March	16,479	
April	17,136	
May	17,130	
June	17,130	

QUALITY

	Quantity	Base Number	Contract	AT	Region	England
% of FP17s for the same patient ID Re-attending within 3 months - Children	60	648	9.3%	9.3%	11.4%	11.9%
% of FP17s for the same patient ID Re-attending within 3 months - Adults	500	3,010	16.6%	15.0%	15.7%	15.9%
% of FP17s for the same patient ID Re-attending between 3 & 9 months - Children	307	648	47.4%	59.5%	60.6%	58.1%
% of FP17s for the same patient ID Re-attending between 3 & 9 months - Adults	1,419	3,010	47.1%	51.2%	52.0%	50.6%
% of FP17s for Band 1 Urgent Courses	353	3,315	10.6%	9.6%	9.6%	9.1%
% of FP17s Relating to Free Repair or Replacements	14	3,315	0.4%	0.6%	0.7%	0.8%
% of FP17s Relating to Continuations	87	3,315	2.6%	0.9%	1.0%	1.1%
% of Patients satisfied with the dentistry they have received	8	9	N/A	90.4%	91.6%	91.4%
% of Patients satisfied with the time they had to wait for an appointment	6	9	N/A	87.3%	87.9%	87.7%

* This is based on patients treated on this contract for their most recent course of treatment. Figures in italics indicate the base number of FP17s or Patient Questionnaire responses are less than 100. N/A is shown where the base number of responses is less than 10 during the period. % is calculated as Quantity/Base number*100

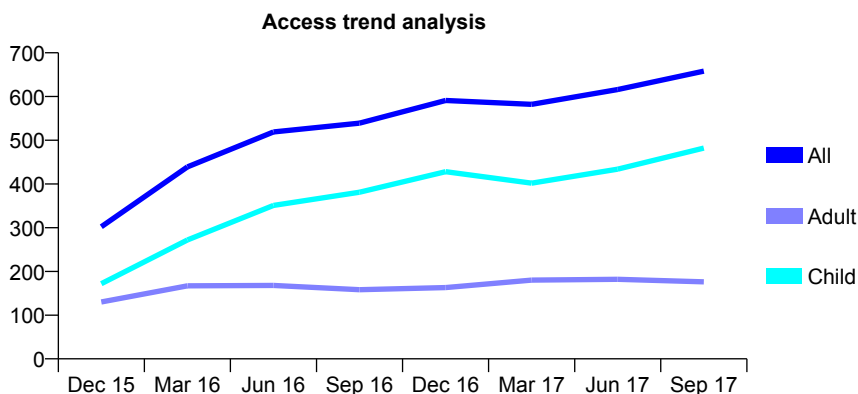
Q68 - Vital Signs At a Glance Contract Report for 162639/0001 - September 2017

Name or company name	MR M SEIFOURI
Contract type name	GDS Contract
Purpose of contract	General
Contract start date	01/09/2015
Contract end date	

17/18 Contracted general activity (UDA)	1,434
Carry forward general activity (UDA)	-22
17/18 Contracted orthodontic activity (UOA)	0
Carry forward orthodontic activity (UOA)	0
Baseline contract value	£33,077.31

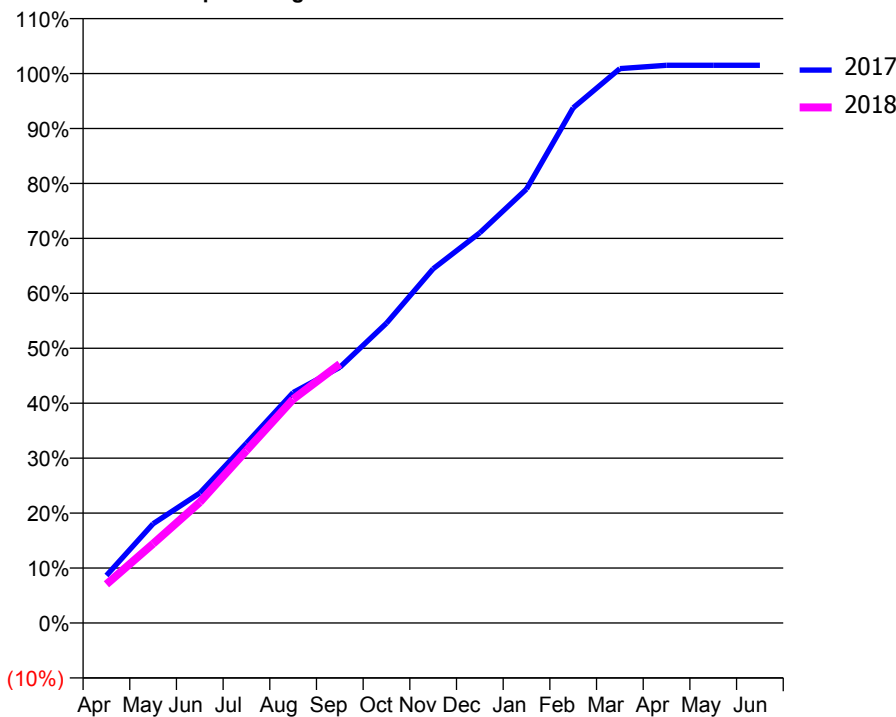
ACCESS*

Patients seen in 24 months	Total	Change since previous quarter
Quarter ending September 2016	539	
Quarter ending December 2016	591	↑
Quarter ending March 2017	582	↓
Quarter ending June 2017	616	↑
Quarter ending September 2017	658	↑
Variance since September 2016	22.1%	↑



ACTIVITY

Cumulative percentage of contracted UDA delivered 2017 & 2018



Month	Adjusted Scheduled Activity (UDA)	
	2017	2018
April	124	101
May	259	207
June	339	315
July	469	450
August	601	584
September	667	676
October	782	
November	924	
December	1,018	
January	1,132	
February	1,345	
March	1,447	
April	1,456	
May	1,456	
June	1,456	

QUALITY

	Quantity	Base Number	Contract	AT	Region	England
% of FP17s for the same patient ID Re-attending within 3 months - Children	7	390	1.8%	9.3%	11.4%	11.9%
% of FP17s for the same patient ID Re-attending within 3 months - Adults	4	87	4.6%	15.0%	15.7%	15.9%
% of FP17s for the same patient ID Re-attending between 3 & 9 months - Children	232	390	59.5%	59.5%	60.6%	58.1%
% of FP17s for the same patient ID Re-attending between 3 & 9 months - Adults	16	87	18.4%	51.2%	52.0%	50.6%
% of FP17s for Band 1 Urgent Courses	0	470	0.0%	9.6%	9.6%	9.1%
% of FP17s Relating to Free Repair or Replacements	0	470	0.0%	0.6%	0.7%	0.8%
% of FP17s Relating to Continuations	0	470	0.0%	0.9%	1.0%	1.1%
% of Patients satisfied with the dentistry they have received	0	0	N/A	90.4%	91.6%	91.4%
% of Patients satisfied with the time they had to wait for an appointment	0	0	N/A	87.3%	87.9%	87.7%

* This is based on patients treated on this contract for their most recent course of treatment. Figures in italics indicate the base number of FP17s or Patient Questionnaire responses are less than 100. N/A is shown where the base number of responses is less than 10 during the period. % is calculated as Quantity/Base number*100

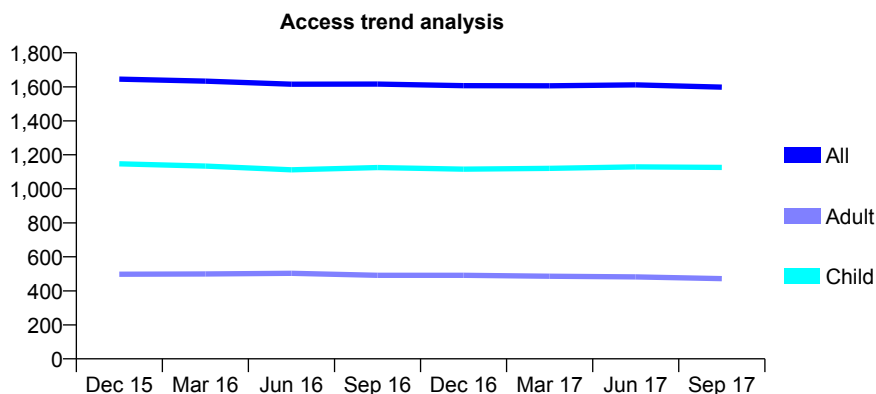
Q68 - Vital Signs At a Glance Contract Report for 163430/0001 - September 2017

Name or company name	Ashley Dental Ltd
Contract type name	GDS Contract
Purpose of contract	General
Contract start date	01/04/2013
Contract end date	

17/18 Contracted general activity (UDA)	3,896
Carry forward general activity (UDA)	0
17/18 Contracted orthodontic activity (UOA)	0
Carry forward orthodontic activity (UOA)	0
Baseline contract value	£97,347.99

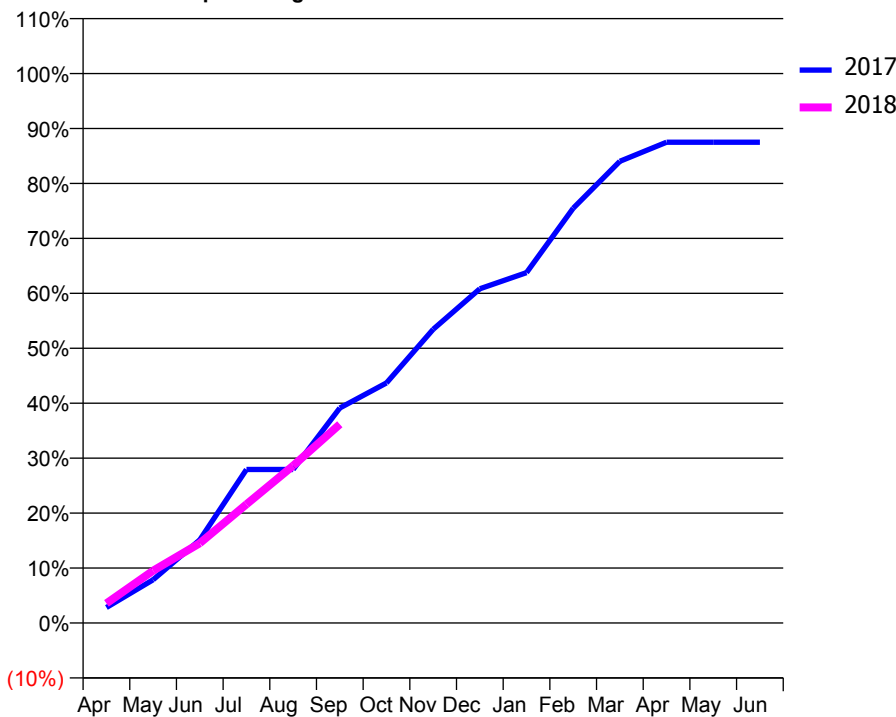
ACCESS*

Patients seen in 24 months	Total	Change since previous quarter
Quarter ending September 2016	1,616	
Quarter ending December 2016	1,607	→
Quarter ending March 2017	1,606	→
Quarter ending June 2017	1,611	→
Quarter ending September 2017	1,598	→
Variance since September 2016	(1.1%)	↓



ACTIVITY

Cumulative percentage of contracted UDA delivered 2017 & 2018



Adjusted Scheduled Activity (UDA)

Month	2017	2018
April	110	140
May	307	371
June	590	565
July	1,088	842
August	1,088	1,115
September	1,524	1,409
October	1,702	
November	2,082	
December	2,370	
January	2,484	
February	2,941	
March	3,274	
April	3,409	
May	3,409	
June	3,409	

QUALITY

	Quantity	Base Number	Contract	AT	Region	England
% of FP17s for the same patient ID Re-attending within 3 months - Children	32	736	4.3%	9.3%	11.4%	11.9%
% of FP17s for the same patient ID Re-attending within 3 months - Adults	28	192	14.6%	15.0%	15.7%	15.9%
% of FP17s for the same patient ID Re-attending between 3 & 9 months - Children	348	736	47.3%	59.5%	60.6%	58.1%
% of FP17s for the same patient ID Re-attending between 3 & 9 months - Adults	84	192	43.8%	51.2%	52.0%	50.6%
% of FP17s for Band 1 Urgent Courses	12	887	1.4%	9.6%	9.6%	9.1%
% of FP17s Relating to Free Repair or Replacements	0	887	0.0%	0.6%	0.7%	0.8%
% of FP17s Relating to Continuations	2	887	0.2%	0.9%	1.0%	1.1%
% of Patients satisfied with the dentistry they have received	0	0	N/A	90.4%	91.6%	91.4%
% of Patients satisfied with the time they had to wait for an appointment	0	0	N/A	87.3%	87.9%	87.7%

* This is based on patients treated on this contract for their most recent course of treatment. Figures in italics indicate the base number of FP17s or Patient Questionnaire responses are less than 100. N/A is shown where the base number of responses is less than 10 during the period. % is calculated as Quantity/Base number*100

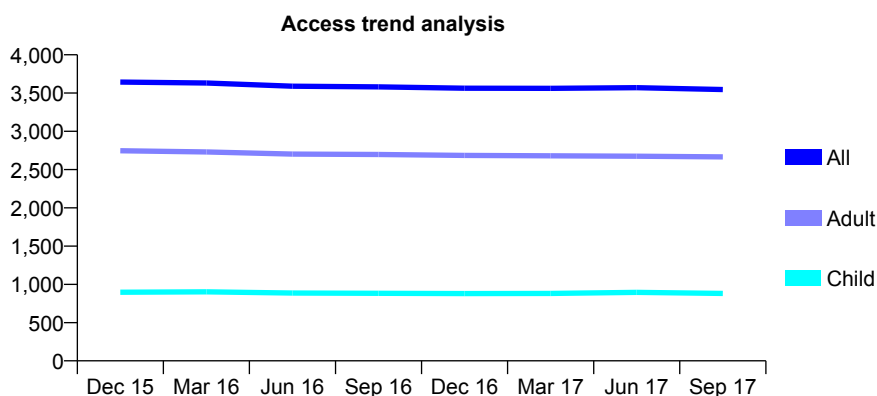
Q68 - Vital Signs At a Glance Contract Report for 164550/0001 - September 2017

Name or company name	Mr R Pant & Mrs R Pant
Contract type name	GDS Contract
Purpose of contract	General
Contract start date	01/04/2012
Contract end date	

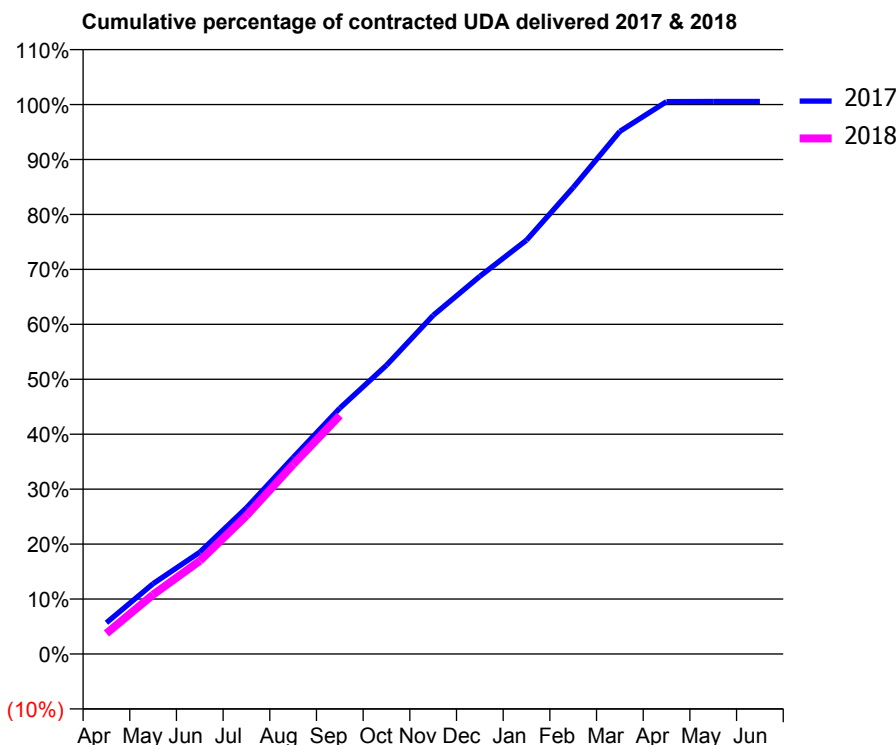
17/18 Contracted general activity (UDA)	13,273
Carry forward general activity (UDA)	-72
17/18 Contracted orthodontic activity (UOA)	0
Carry forward orthodontic activity (UOA)	0
Baseline contract value	£410,437.21

ACCESS*

Patients seen in 24 months	Total	Change since previous quarter
Quarter ending September 2016	3,581	
Quarter ending December 2016	3,564	→
Quarter ending March 2017	3,561	→
Quarter ending June 2017	3,570	→
Quarter ending September 2017	3,546	→
Variance since September 2016	(1.0%)	→



ACTIVITY



Month	Adjusted Scheduled Activity (UDA)	
	2017	2018
April	755	497
May	1,700	1,434
June	2,459	2,250
July	3,533	3,341
August	4,745	4,577
September	5,938	5,760
October	6,976	
November	8,178	
December	9,123	
January	9,997	
February	11,267	
March	12,623	
April	13,342	
May	13,344	
June	13,344	

QUALITY

	Quantity	Base Number	Contract	AT	Region	England
% of FP17s for the same patient ID Re-attending within 3 months - Children	40	803	5.0%	9.3%	11.4%	11.9%
% of FP17s for the same patient ID Re-attending within 3 months - Adults	232	2,319	10.0%	15.0%	15.7%	15.9%
% of FP17s for the same patient ID Re-attending between 3 & 9 months - Children	599	803	74.6%	59.5%	60.6%	58.1%
% of FP17s for the same patient ID Re-attending between 3 & 9 months - Adults	1,753	2,319	75.6%	51.2%	52.0%	50.6%
% of FP17s for Band 1 Urgent Courses	159	2,864	5.6%	9.6%	9.6%	9.1%
% of FP17s Relating to Free Repair or Replacements	35	2,864	1.2%	0.6%	0.7%	0.8%
% of FP17s Relating to Continuations	8	2,864	0.3%	0.9%	1.0%	1.1%
% of Patients satisfied with the dentistry they have received	3	3	N/A	90.4%	91.6%	91.4%
% of Patients satisfied with the time they had to wait for an appointment	3	3	N/A	87.3%	87.9%	87.7%

* This is based on patients treated on this contract for their most recent course of treatment. Figures in italics indicate the base number of FP17s or Patient Questionnaire responses are less than 100. N/A is shown where the base number of responses is less than 10 during the period. % is calculated as Quantity/Base number*100

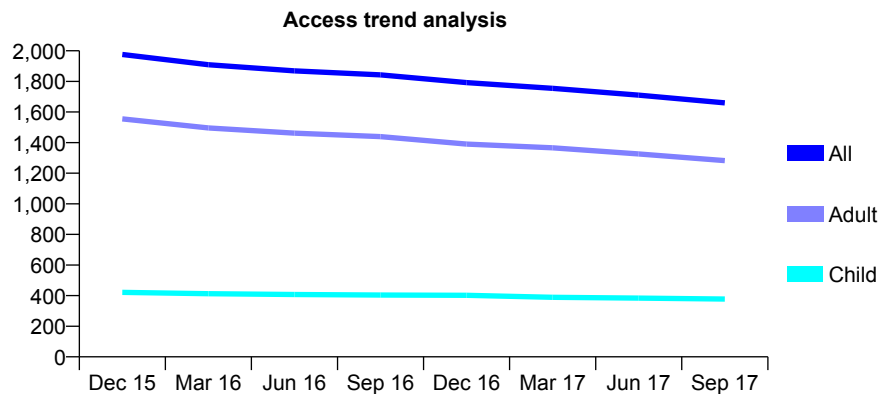
Q68 - Vital Signs At a Glance Contract Report for 164747/0001 - September 2017

Name or company name	Ferring Dental Practice Ltd
Contract type name	GDS Contract
Purpose of contract	General
Contract start date	01/11/2011
Contract end date	

17/18 Contracted general activity (UDA)	5,726
Carry forward general activity (UDA)	88
17/18 Contracted orthodontic activity (UOA)	0
Carry forward orthodontic activity (UOA)	0
Baseline contract value	£141,588.81

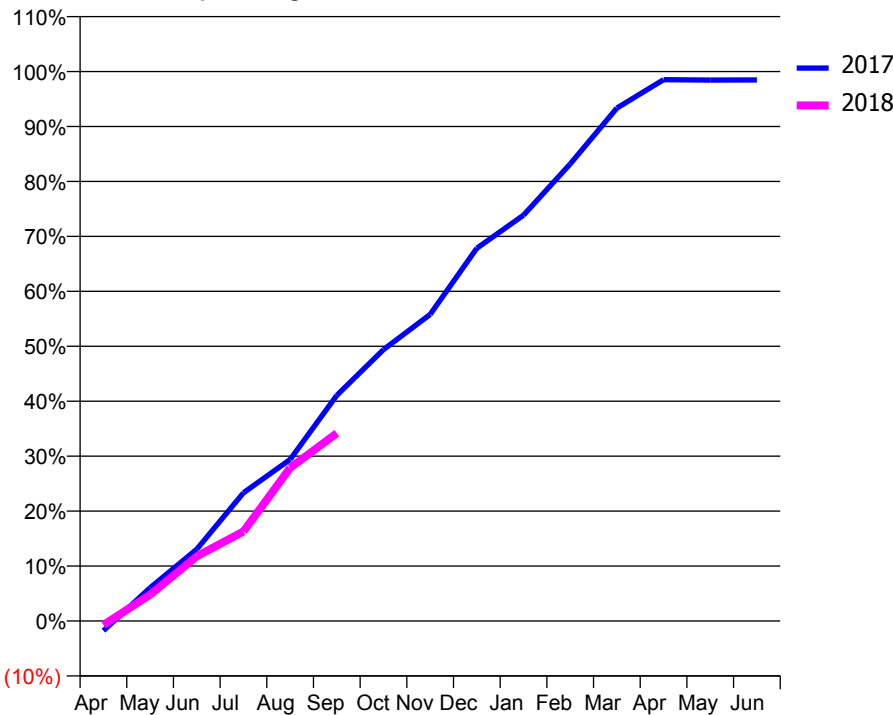
ACCESS*

Patients seen in 24 months	Total	Change since previous quarter
Quarter ending September 2016	1,843	
Quarter ending December 2016	1,792	↓
Quarter ending March 2017	1,755	↓
Quarter ending June 2017	1,710	↓
Quarter ending September 2017	1,660	↓
Variance since September 2016	(9.9%)	↓



ACTIVITY

Cumulative percentage of contracted UDA delivered 2017 & 2018



Month	Adjusted Scheduled Activity (UDA)	
	2017	2018
April	-103	-43
May	346	274
June	748	675
July	1,336	933
August	1,683	1,595
September	2,351	1,957
October	2,829	
November	3,195	
December	3,884	
January	4,229	
February	4,763	
March	5,345	
April	5,641	
May	5,637	
June	5,638	

QUALITY

	Quantity	Base Number	Contract	AT	Region	England
% of FP17s for the same patient ID Re-attending within 3 months - Children	5	234	2.1%	9.3%	11.4%	11.9%
% of FP17s for the same patient ID Re-attending within 3 months - Adults	110	846	13.0%	15.0%	15.7%	15.9%
% of FP17s for the same patient ID Re-attending between 3 & 9 months - Children	153	234	65.4%	59.5%	60.6%	58.1%
% of FP17s for the same patient ID Re-attending between 3 & 9 months - Adults	549	846	64.9%	51.2%	52.0%	50.6%
% of FP17s for Band 1 Urgent Courses	75	1,000	7.5%	9.6%	9.6%	9.1%
% of FP17s Relating to Free Repair or Replacements	9	1,000	0.9%	0.6%	0.7%	0.8%
% of FP17s Relating to Continuations	8	1,000	0.8%	0.9%	1.0%	1.1%
% of Patients satisfied with the dentistry they have received	3	3	N/A	90.4%	91.6%	91.4%
% of Patients satisfied with the time they had to wait for an appointment	3	3	N/A	87.3%	87.9%	87.7%

* This is based on patients treated on this contract for their most recent course of treatment. Figures in italics indicate the base number of FP17s or Patient Questionnaire responses are less than 100. N/A is shown where the base number of responses is less than 10 during the period. % is calculated as Quantity/Base number*100

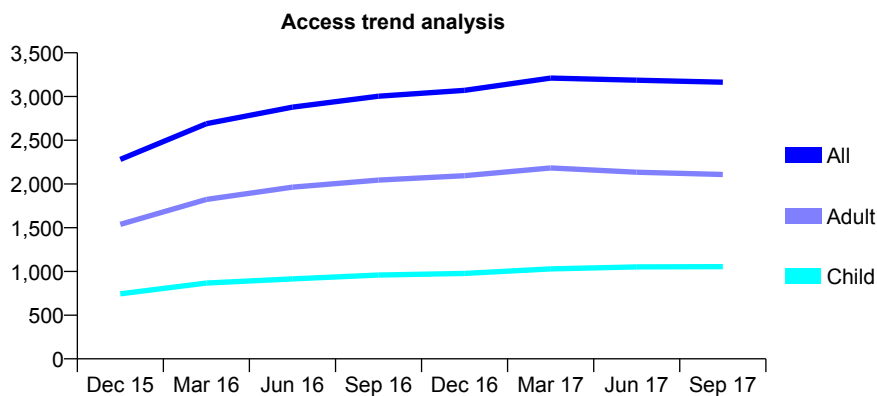
Q68 - Vital Signs At a Glance Contract Report for 165786/0001 - September 2017

Name or company name	Mr A Mykoniatis and Mr S Kolonidis
Contract type name	GDS Contract
Purpose of contract	General
Contract start date	06/04/2015
Contract end date	

17/18 Contracted general activity (UDA)	12,500
Carry forward general activity (UDA)	-250
17/18 Contracted orthodontic activity (UOA)	0
Carry forward orthodontic activity (UOA)	0
Baseline contract value	£293,068.13

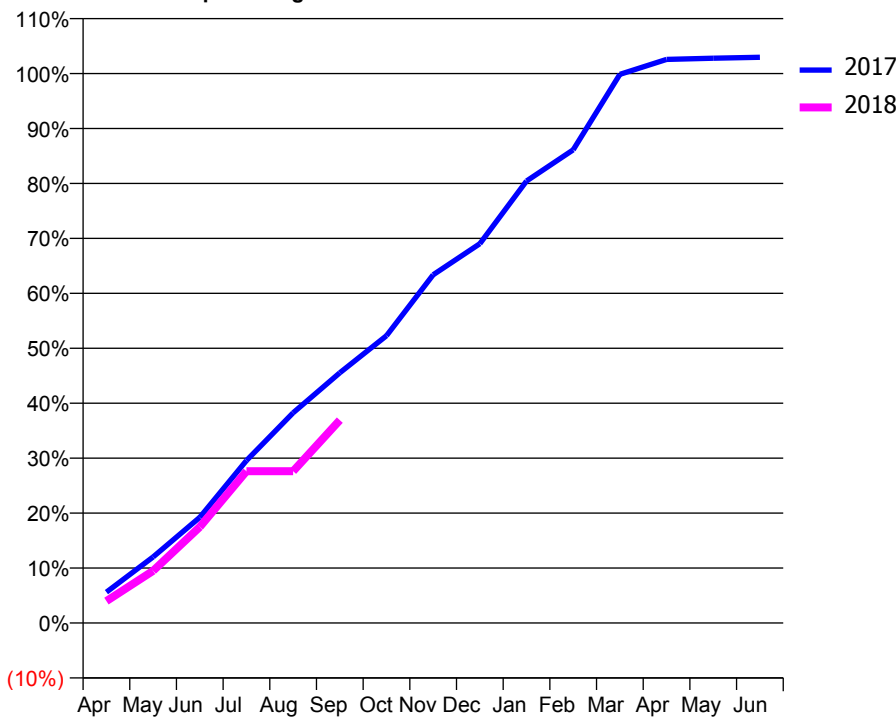
ACCESS*

Patients seen in 24 months	Total	Change since previous quarter
Quarter ending September 2016	3,003	
Quarter ending December 2016	3,071	↑
Quarter ending March 2017	3,211	↑
Quarter ending June 2017	3,186	→
Quarter ending September 2017	3,163	→
Variance since September 2016	5.3%	↑



ACTIVITY

Cumulative percentage of contracted UDA delivered 2017 & 2018



Month	Adjusted Scheduled Activity (UDA)	
	2017	2018
April	701	500
May	1,503	1,188
June	2,405	2,185
July	3,697	3,454
August	4,782	3,454
September	5,692	4,615
October	6,536	
November	7,922	
December	8,629	
January	10,056	
February	10,763	
March	12,480	
April	12,821	
May	12,847	
June	12,868	

QUALITY

	Quantity	Base Number	Contract	AT	Region	England
% of FP17s for the same patient ID Re-attending within 3 months - Children	44	708	6.2%	9.3%	11.4%	11.9%
% of FP17s for the same patient ID Re-attending within 3 months - Adults	193	1,381	14.0%	15.0%	15.7%	15.9%
% of FP17s for the same patient ID Re-attending between 3 & 9 months - Children	447	708	63.1%	59.5%	60.6%	58.1%
% of FP17s for the same patient ID Re-attending between 3 & 9 months - Adults	898	1,381	65.0%	51.2%	52.0%	50.6%
% of FP17s for Band 1 Urgent Courses	215	1,939	11.1%	9.6%	9.6%	9.1%
% of FP17s Relating to Free Repair or Replacements	14	1,939	0.7%	0.6%	0.7%	0.8%
% of FP17s Relating to Continuations	0	1,939	0.0%	0.9%	1.0%	1.1%
% of Patients satisfied with the dentistry they have received	7	7	N/A	90.4%	91.6%	91.4%
% of Patients satisfied with the time they had to wait for an appointment	7	7	N/A	87.3%	87.9%	87.7%

* This is based on patients treated on this contract for their most recent course of treatment. Figures in italics indicate the base number of FP17s or Patient Questionnaire responses are less than 100. N/A is shown where the base number of responses is less than 10 during the period. % is calculated as Quantity/Base number*100

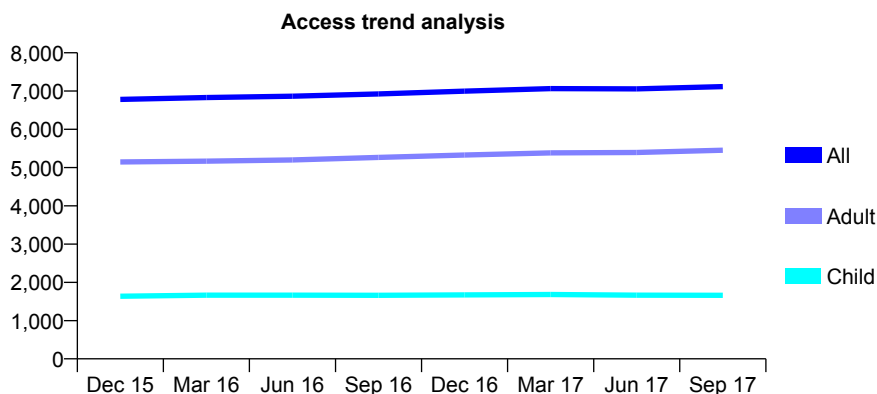
Q68 - Vital Signs At a Glance Contract Report for 166030/0001 - September 2017

Name or company name	Cranleigh Practice Ltd
Contract type name	GDS Contract
Purpose of contract	General
Contract start date	01/04/2008
Contract end date	

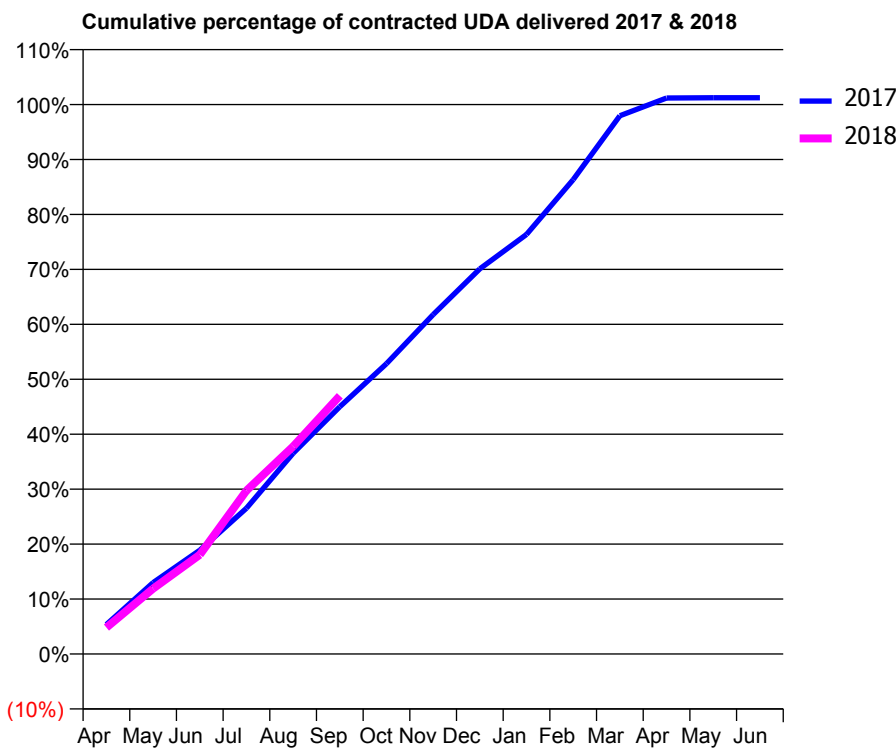
17/18 Contracted general activity (UDA)	18,581
Carry forward general activity (UDA)	-227
17/18 Contracted orthodontic activity (UOA)	0
Carry forward orthodontic activity (UOA)	0
Baseline contract value	£493,226.60

ACCESS*

Patients seen in 24 months	Total	Change since previous quarter
Quarter ending September 2016	6,925	
Quarter ending December 2016	6,999	→
Quarter ending March 2017	7,064	→
Quarter ending June 2017	7,057	→
Quarter ending September 2017	7,116	→
Variance since September 2016	2.8%	↑



ACTIVITY



Month	Adjusted Scheduled Activity (UDA)	
	2017	2018
April	999	894
May	2,417	2,211
June	3,511	3,355
July	4,932	5,525
August	6,790	7,020
September	8,360	8,733
October	9,820	
November	11,480	
December	13,025	
January	14,188	
February	16,041	
March	18,203	
April	18,799	
May	18,807	
June	18,807	

QUALITY

	Quantity	Base Number	Contract	AT	Region	England
% of FP17s for the same patient ID Re-attending within 3 months - Children	46	1,148	4.0%	9.3%	11.4%	11.9%
% of FP17s for the same patient ID Re-attending within 3 months - Adults	332	3,733	8.9%	15.0%	15.7%	15.9%
% of FP17s for the same patient ID Re-attending between 3 & 9 months - Children	700	1,148	61.0%	59.5%	60.6%	58.1%
% of FP17s for the same patient ID Re-attending between 3 & 9 months - Adults	2,319	3,733	62.1%	51.2%	52.0%	50.6%
% of FP17s for Band 1 Urgent Courses	240	4,605	5.2%	9.6%	9.6%	9.1%
% of FP17s Relating to Free Repair or Replacements	8	4,605	0.2%	0.6%	0.7%	0.8%
% of FP17s Relating to Continuations	62	4,605	1.3%	0.9%	1.0%	1.1%
% of Patients satisfied with the dentistry they have received	8	8	N/A	90.4%	91.6%	91.4%
% of Patients satisfied with the time they had to wait for an appointment	7	8	N/A	87.3%	87.9%	87.7%

* This is based on patients treated on this contract for their most recent course of treatment. Figures in italics indicate the base number of FP17s or Patient Questionnaire responses are less than 100. N/A is shown where the base number of responses is less than 10 during the period. % is calculated as Quantity/Base number*100

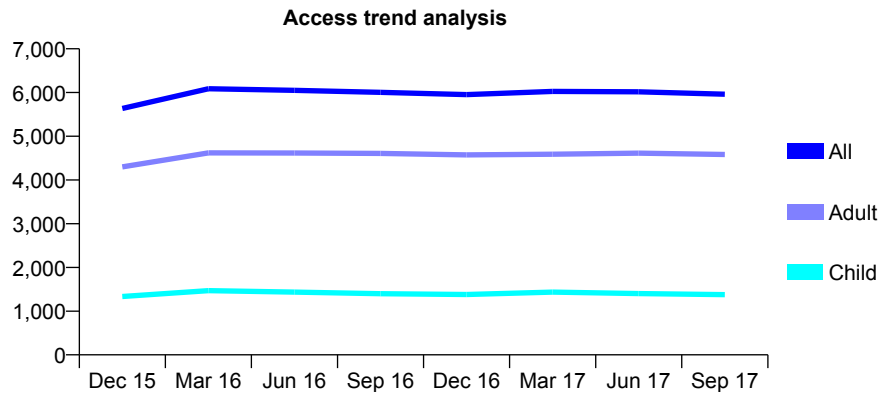
Q68 - Vital Signs At a Glance Contract Report for 166782/0001 - September 2017

Name or company name	Alfa Dental Ltd
Contract type name	GDS Contract
Purpose of contract	General
Contract start date	01/08/2007
Contract end date	

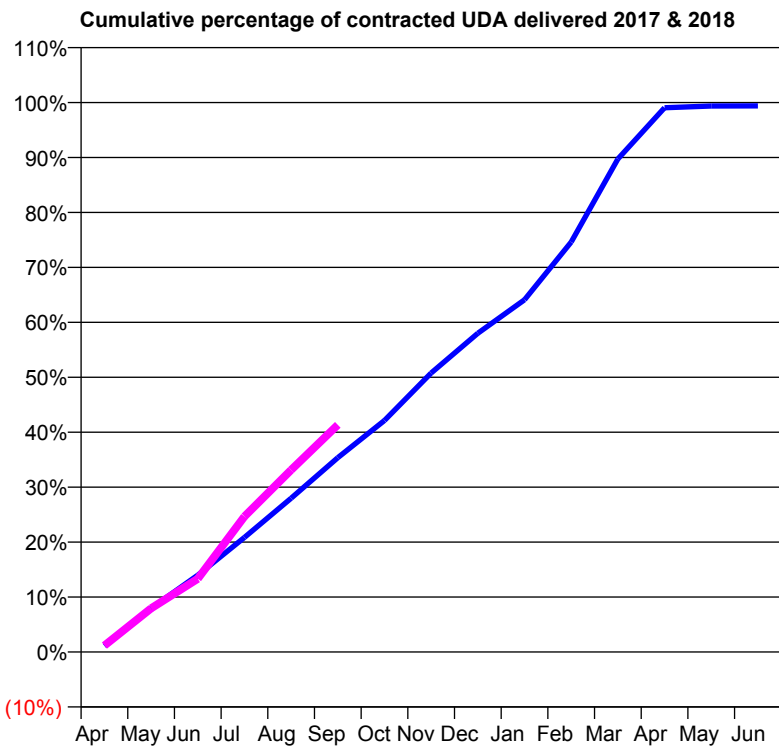
17/18 Contracted general activity (UDA)	20,646
Carry forward general activity (UDA)	127
17/18 Contracted orthodontic activity (UOA)	0
Carry forward orthodontic activity (UOA)	0
Baseline contract value	£638,116.10

ACCESS*

Patients seen in 24 months	Total	Change since previous quarter
Quarter ending September 2016	6,005	
Quarter ending December 2016	5,953	→
Quarter ending March 2017	6,025	→
Quarter ending June 2017	6,015	→
Quarter ending September 2017	5,960	→
Variance since September 2016	(0.7%)	→



ACTIVITY



Month	Adjusted Scheduled Activity (UDA)	
	2017	2018
April	229	241
May	1,648	1,639
June	2,889	2,751
July	4,306	5,095
August	5,779	6,839
September	7,300	8,534
October	8,701	
November	10,483	
December	11,976	
January	13,236	
February	15,405	
March	18,524	
April	20,449	
May	20,515	
June	20,518	

QUALITY

	Quantity	Base Number	Contract	AT	Region	England
% of FP17s for the same patient ID Re-attending within 3 months - Children	86	835	10.3%	9.3%	11.4%	11.9%
% of FP17s for the same patient ID Re-attending within 3 months - Adults	423	2,630	16.1%	15.0%	15.7%	15.9%
% of FP17s for the same patient ID Re-attending between 3 & 9 months - Children	363	835	43.5%	59.5%	60.6%	58.1%
% of FP17s for the same patient ID Re-attending between 3 & 9 months - Adults	959	2,630	36.5%	51.2%	52.0%	50.6%
% of FP17s for Band 1 Urgent Courses	453	3,075	14.7%	9.6%	9.6%	9.1%
% of FP17s Relating to Free Repair or Replacements	19	3,075	0.6%	0.6%	0.7%	0.8%
% of FP17s Relating to Continuations	31	3,075	1.0%	0.9%	1.0%	1.1%
% of Patients satisfied with the dentistry they have received	30	32	93.8%	90.4%	91.6%	91.4%
% of Patients satisfied with the time they had to wait for an appointment	29	32	90.6%	87.3%	87.9%	87.7%

* This is based on patients treated on this contract for their most recent course of treatment. Figures in italics indicate the base number of FP17s or Patient Questionnaire responses are less than 100. N/A is shown where the base number of responses is less than 10 during the period. % is calculated as Quantity/Base number*100

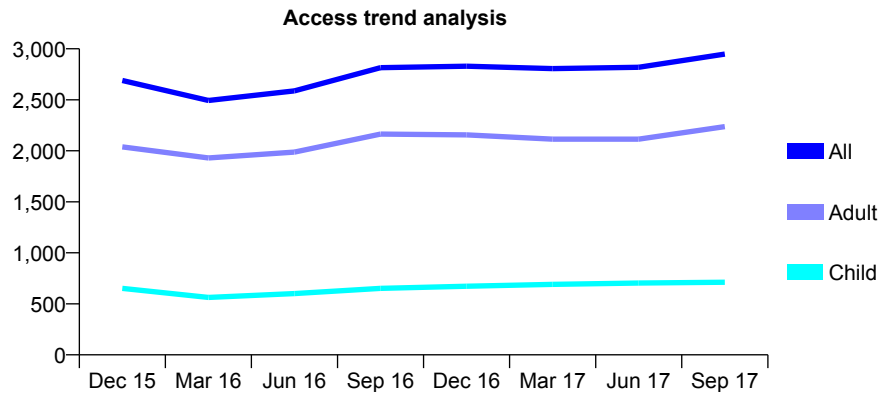
Q68 - Vital Signs At a Glance Contract Report for 166782/0002 - September 2017

Name or company name	Alfa Dental Ltd
Contract type name	GDS Contract
Purpose of contract	General
Contract start date	01/08/2007
Contract end date	

17/18 Contracted general activity (UDA)	9,694
Carry forward general activity (UDA)	0
17/18 Contracted orthodontic activity (UOA)	0
Carry forward orthodontic activity (UOA)	0
Baseline contract value	£420,216.86

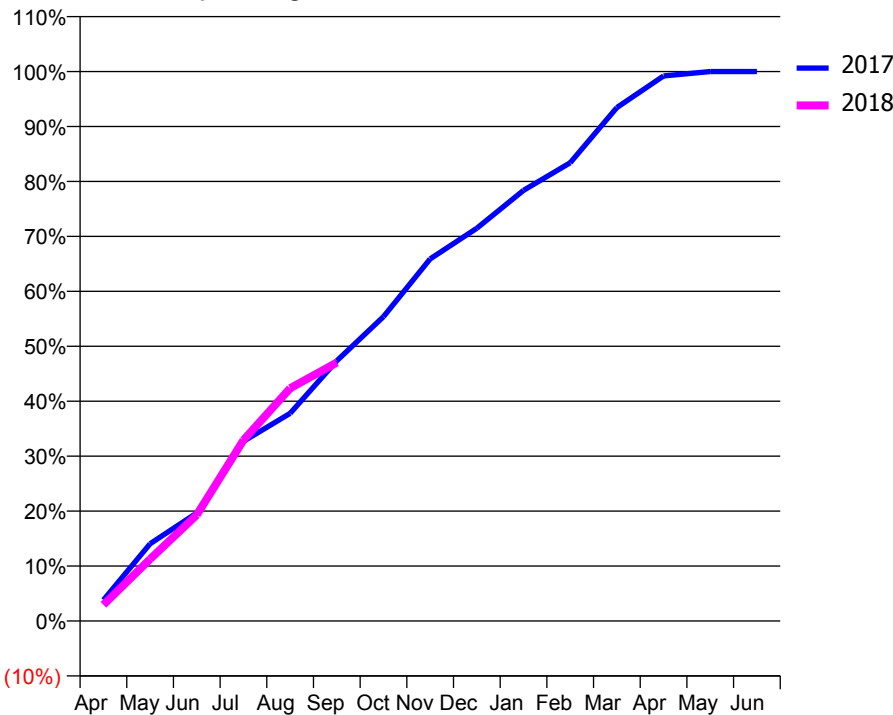
ACCESS*

Patients seen in 24 months	Total	Change since previous quarter
Quarter ending September 2016	2,815	
Quarter ending December 2016	2,829	→
Quarter ending March 2017	2,806	→
Quarter ending June 2017	2,819	→
Quarter ending September 2017	2,949	↑
Variance since September 2016	4.8%	↑



ACTIVITY

Cumulative percentage of contracted UDA delivered 2017 & 2018



Month	Adjusted Scheduled Activity (UDA)	
	2017	2018
April	371	286
May	1,362	1,092
June	1,907	1,870
July	3,169	3,190
August	3,664	4,107
September	4,591	4,560
October	5,369	
November	6,388	
December	6,929	
January	7,596	
February	8,085	
March	9,059	
April	9,615	
May	9,694	
June	9,694	

QUALITY

	Quantity	Base Number	Contract	AT	Region	England
% of FP17s for the same patient ID Re-attending within 3 months - Children	51	495	10.3%	9.3%	11.4%	11.9%
% of FP17s for the same patient ID Re-attending within 3 months - Adults	244	1,448	16.9%	15.0%	15.7%	15.9%
% of FP17s for the same patient ID Re-attending between 3 & 9 months - Children	181	495	36.6%	59.5%	60.6%	58.1%
% of FP17s for the same patient ID Re-attending between 3 & 9 months - Adults	409	1,448	28.2%	51.2%	52.0%	50.6%
% of FP17s for Band 1 Urgent Courses	208	1,756	11.8%	9.6%	9.6%	9.1%
% of FP17s Relating to Free Repair or Replacements	0	1,756	0.0%	0.6%	0.7%	0.8%
% of FP17s Relating to Continuations	22	1,756	1.3%	0.9%	1.0%	1.1%
% of Patients satisfied with the dentistry they have received	3	4	N/A	90.4%	91.6%	91.4%
% of Patients satisfied with the time they had to wait for an appointment	3	4	N/A	87.3%	87.9%	87.7%

* This is based on patients treated on this contract for their most recent course of treatment. Figures in italics indicate the base number of FP17s or Patient Questionnaire responses are less than 100. N/A is shown where the base number of responses is less than 10 during the period. % is calculated as Quantity/Base number*100

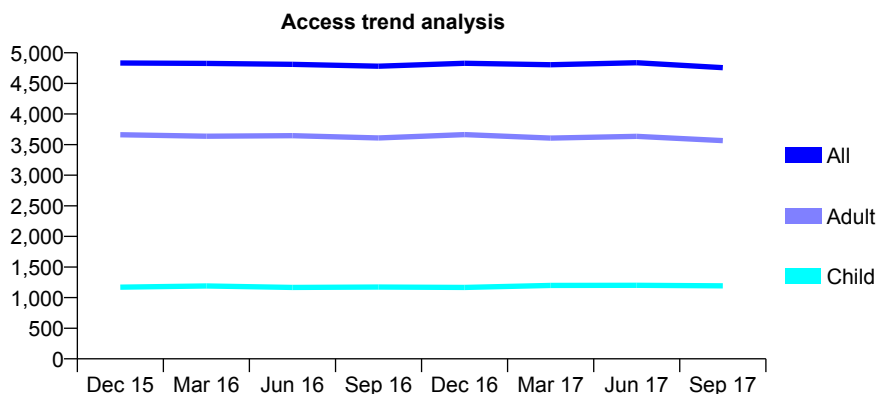
Q68 - Vital Signs At a Glance Contract Report for 166960/0001 - September 2017

Name or company name	Dumbledore Dental Care Ltd
Contract type name	GDS Contract
Purpose of contract	General
Contract start date	01/04/2008
Contract end date	

17/18 Contracted general activity (UDA)	13,000
Carry forward general activity (UDA)	-97
17/18 Contracted orthodontic activity (UOA)	0
Carry forward orthodontic activity (UOA)	0
Baseline contract value	£342,493.77

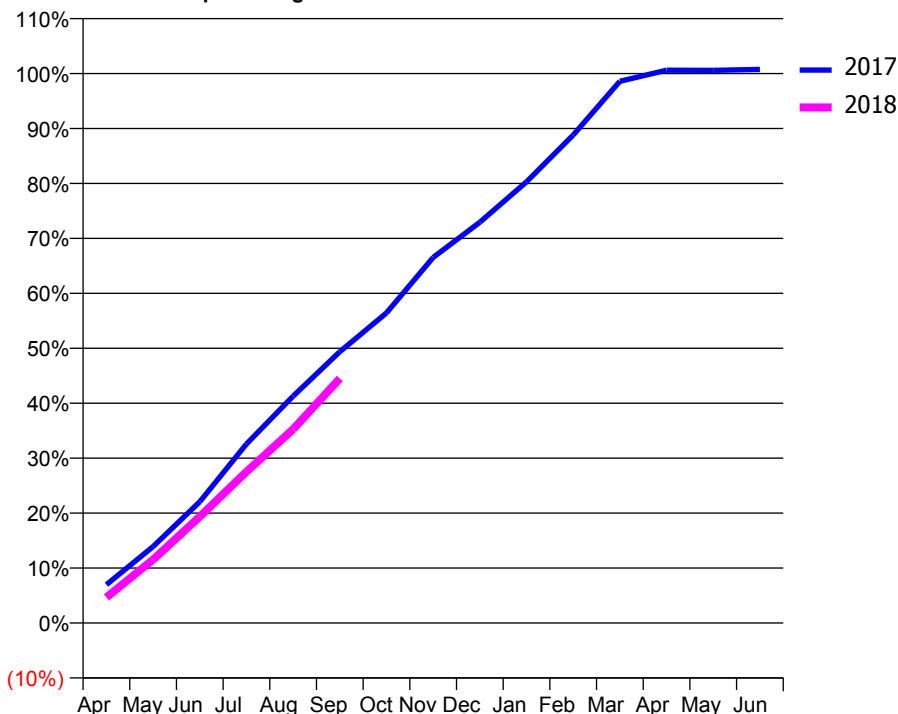
ACCESS*

Patients seen in 24 months	Total	Change since previous quarter
Quarter ending September 2016	4,782	
Quarter ending December 2016	4,829	→
Quarter ending March 2017	4,805	→
Quarter ending June 2017	4,837	→
Quarter ending September 2017	4,758	↓
Variance since September 2016	(0.5%)	→



ACTIVITY

Cumulative percentage of contracted UDA delivered 2017 & 2018



Adjusted Scheduled Activity (UDA)

Month	2017	2018
April	907	607
May	1,809	1,502
June	2,870	2,516
July	4,236	3,580
August	5,368	4,585
September	6,419	5,783
October	7,336	
November	8,647	
December	9,481	
January	10,439	
February	11,546	
March	12,816	
April	13,078	
May	13,075	
June	13,097	

QUALITY

	Quantity	Base Number	Contract	AT	Region	England
% of FP17s for the same patient ID Re-attending within 3 months - Children	43	841	5.1%	9.3%	11.4%	11.9%
% of FP17s for the same patient ID Re-attending within 3 months - Adults	277	2,263	12.2%	15.0%	15.7%	15.9%
% of FP17s for the same patient ID Re-attending between 3 & 9 months - Children	443	841	52.7%	59.5%	60.6%	58.1%
% of FP17s for the same patient ID Re-attending between 3 & 9 months - Adults	1,002	2,263	44.3%	51.2%	52.0%	50.6%
% of FP17s for Band 1 Urgent Courses	292	2,951	9.9%	9.6%	9.6%	9.1%
% of FP17s Relating to Free Repair or Replacements	11	2,951	0.4%	0.6%	0.7%	0.8%
% of FP17s Relating to Continuations	21	2,951	0.7%	0.9%	1.0%	1.1%
% of Patients satisfied with the dentistry they have received	45	52	86.5%	90.4%	91.6%	91.4%
% of Patients satisfied with the time they had to wait for an appointment	37	52	71.2%	87.3%	87.9%	87.7%

* This is based on patients treated on this contract for their most recent course of treatment. Figures in italics indicate the base number of FP17s or Patient Questionnaire responses are less than 100. N/A is shown where the base number of responses is less than 10 during the period. % is calculated as Quantity/Base number*100

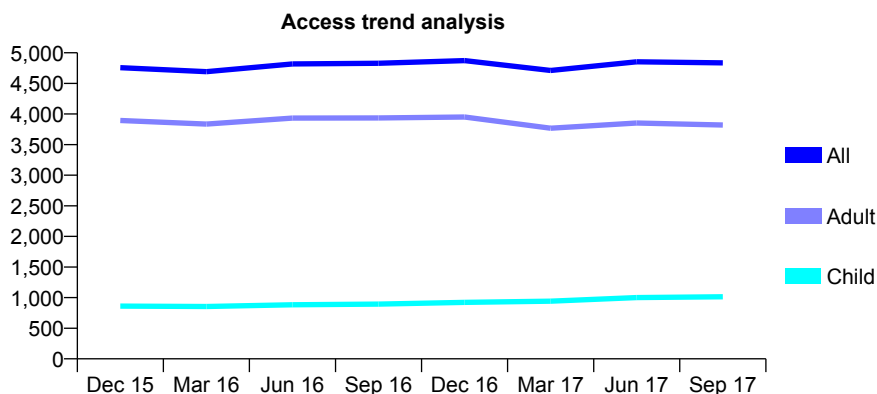
Q68 - Vital Signs At a Glance Contract Report for 167525/0001 - September 2017

Name or company name	Brunswick Practice Ltd
Contract type name	GDS Contract
Purpose of contract	General
Contract start date	01/08/2007
Contract end date	

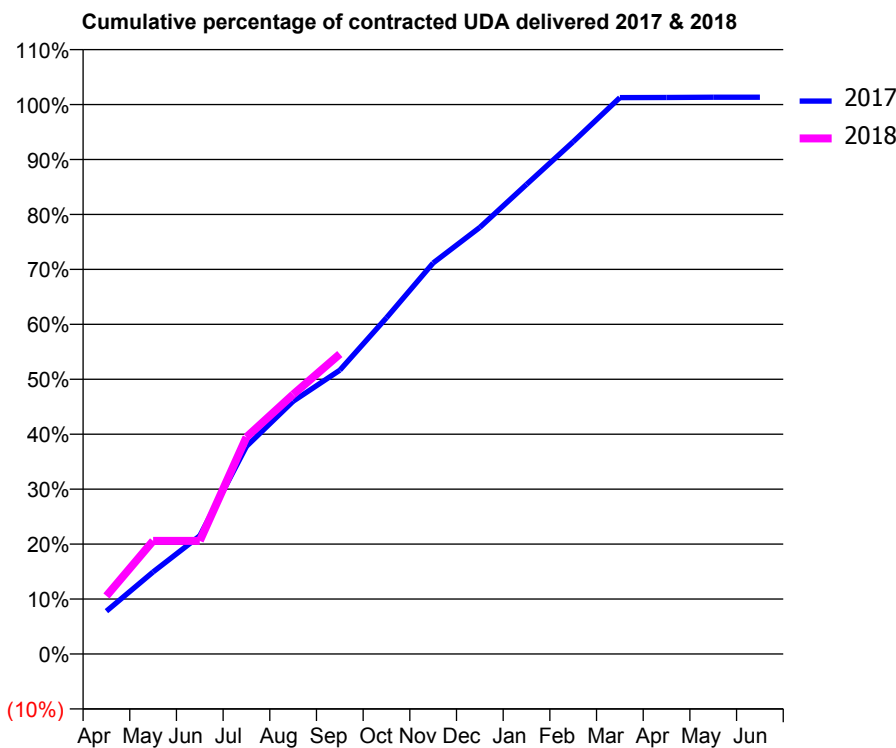
17/18 Contracted general activity (UDA)	14,742
Carry forward general activity (UDA)	-197
17/18 Contracted orthodontic activity (UOA)	0
Carry forward orthodontic activity (UOA)	0
Baseline contract value	£472,365.32

ACCESS*

Patients seen in 24 months	Total	Change since previous quarter
Quarter ending September 2016	4,830	
Quarter ending December 2016	4,872	→
Quarter ending March 2017	4,711	↓
Quarter ending June 2017	4,854	↑
Quarter ending September 2017	4,835	→
Variance since September 2016	0.1%	→



ACTIVITY



Month	Adjusted Scheduled Activity (UDA)	
	2017	2018
April	1,150	1,558
May	2,203	3,035
June	3,172	3,035
July	5,571	5,819
August	6,781	6,963
September	7,614	8,047
October	9,020	
November	10,491	
December	11,446	
January	12,597	
February	13,743	
March	14,928	
April	14,932	
May	14,939	
June	14,939	

QUALITY

	Quantity	Base Number	Contract	AT	Region	England
% of FP17s for the same patient ID Re-attending within 3 months - Children	57	633	9.0%	9.3%	11.4%	11.9%
% of FP17s for the same patient ID Re-attending within 3 months - Adults	256	2,193	11.7%	15.0%	15.7%	15.9%
% of FP17s for the same patient ID Re-attending between 3 & 9 months - Children	241	633	38.1%	59.5%	60.6%	58.1%
% of FP17s for the same patient ID Re-attending between 3 & 9 months - Adults	730	2,193	33.3%	51.2%	52.0%	50.6%
% of FP17s for Band 1 Urgent Courses	298	2,814	10.6%	9.6%	9.6%	9.1%
% of FP17s Relating to Free Repair or Replacements	25	2,814	0.9%	0.6%	0.7%	0.8%
% of FP17s Relating to Continuations	0	2,814	0.0%	0.9%	1.0%	1.1%
% of Patients satisfied with the dentistry they have received	5	5	N/A	90.4%	91.6%	91.4%
% of Patients satisfied with the time they had to wait for an appointment	3	5	N/A	87.3%	87.9%	87.7%

* This is based on patients treated on this contract for their most recent course of treatment. Figures in italics indicate the base number of FP17s or Patient Questionnaire responses are less than 100. N/A is shown where the base number of responses is less than 10 during the period. % is calculated as Quantity/Base number*100

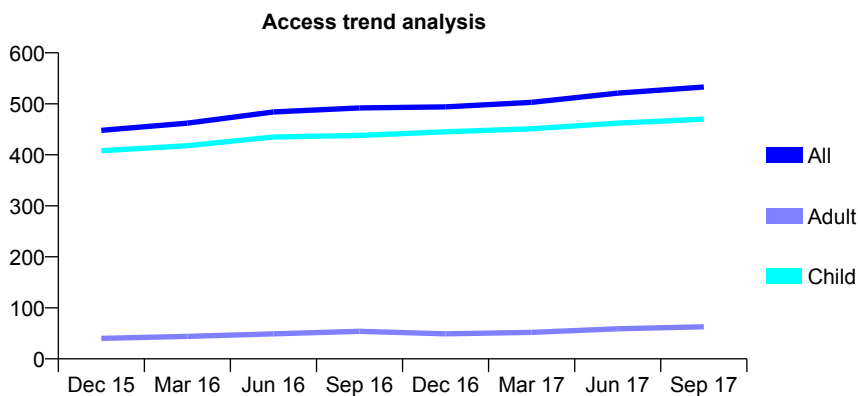
Q68 - Vital Signs At a Glance Contract Report for 167835/0001 - September 2017

Name or company name	MDS Dental Care
Contract type name	GDS Contract
Purpose of contract	General
Contract start date	01/09/2009
Contract end date	

17/18 Contracted general activity (UDA)	1,460
Carry forward general activity (UDA)	0
17/18 Contracted orthodontic activity (UOA)	0
Carry forward orthodontic activity (UOA)	0
Baseline contract value	£50,769.13

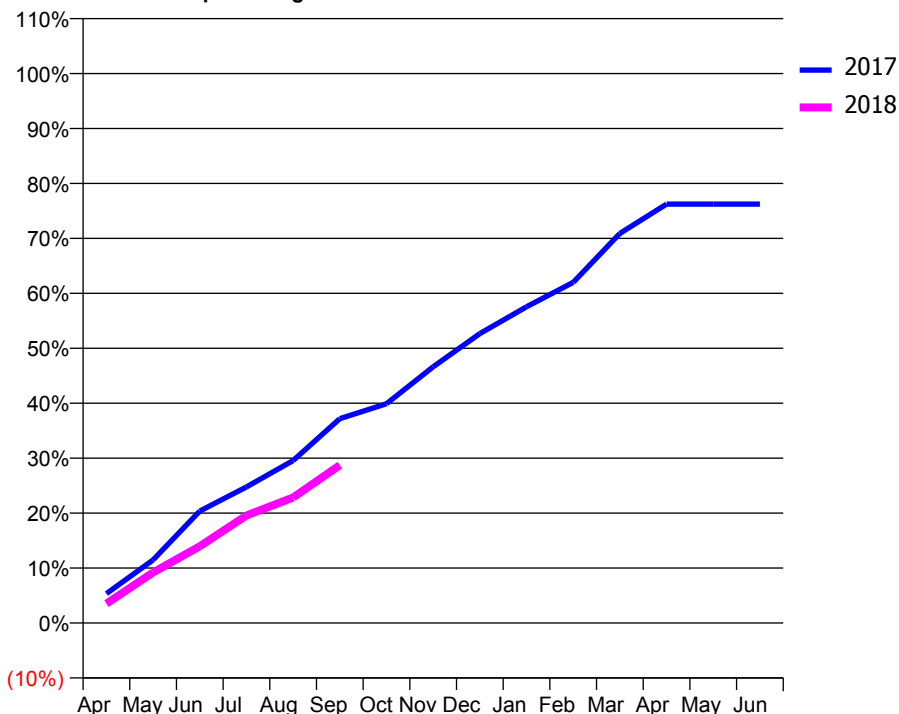
ACCESS*

Patients seen in 24 months	Total	Change since previous quarter
Quarter ending September 2016	492	
Quarter ending December 2016	494	→
Quarter ending March 2017	503	→
Quarter ending June 2017	521	↑
Quarter ending September 2017	533	↑
Variance since September 2016	8.3%	↑



ACTIVITY

Cumulative percentage of contracted UDA delivered 2017 & 2018



Adjusted Scheduled Activity (UDA)

Month	2017	2018
April	78	51
May	168	134
June	298	204
July	362	286
August	432	334
September	543	419
October	583	
November	681	
December	769	
January	840	
February	905	
March	1,035	
April	1,113	
May	1,113	
June	1,113	

QUALITY

	Quantity	Base Number	Contract	AT	Region	England
% of FP17s for the same patient ID Re-attending within 3 months - Children	24	367	6.5%	9.3%	11.4%	11.9%
% of FP17s for the same patient ID Re-attending within 3 months - Adults	0	3	0.0%	15.0%	15.7%	15.9%
% of FP17s for the same patient ID Re-attending between 3 & 9 months - Children	214	367	58.3%	59.5%	60.6%	58.1%
% of FP17s for the same patient ID Re-attending between 3 & 9 months - Adults	3	3	100.0%	51.2%	52.0%	50.6%
% of FP17s for Band 1 Urgent Courses	12	317	3.8%	9.6%	9.6%	9.1%
% of FP17s Relating to Free Repair or Replacements	0	317	0.0%	0.6%	0.7%	0.8%
% of FP17s Relating to Continuations	3	317	0.9%	0.9%	1.0%	1.1%
% of Patients satisfied with the dentistry they have received	0	0	N/A	90.4%	91.6%	91.4%
% of Patients satisfied with the time they had to wait for an appointment	0	0	N/A	87.3%	87.9%	87.7%

* This is based on patients treated on this contract for their most recent course of treatment. Figures in italics indicate the base number of FP17s or Patient Questionnaire responses are less than 100. N/A is shown where the base number of responses is less than 10 during the period. % is calculated as Quantity/Base number*100

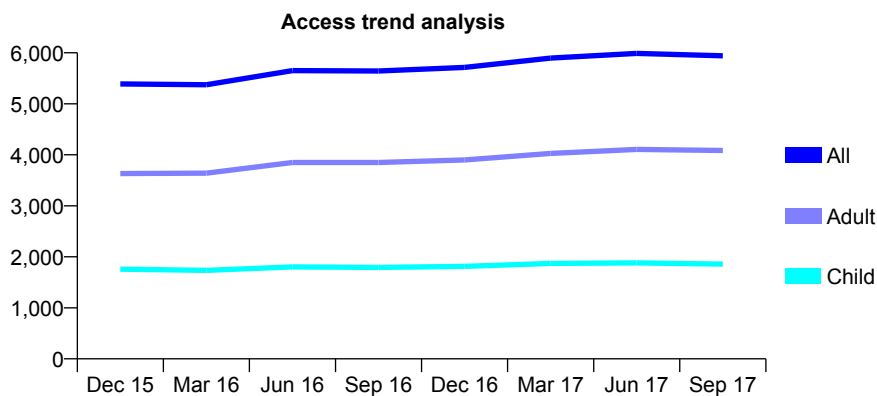
Q68 - Vital Signs At a Glance Contract Report for 168319/0001 - September 2017

Name or company name	Tooth Smart
Contract type name	GDS Contract
Purpose of contract	General
Contract start date	01/04/2013
Contract end date	

17/18 Contracted general activity (UDA)	18,083
Carry forward general activity (UDA)	379
17/18 Contracted orthodontic activity (UOA)	0
Carry forward orthodontic activity (UOA)	0
Baseline contract value	£469,188.83

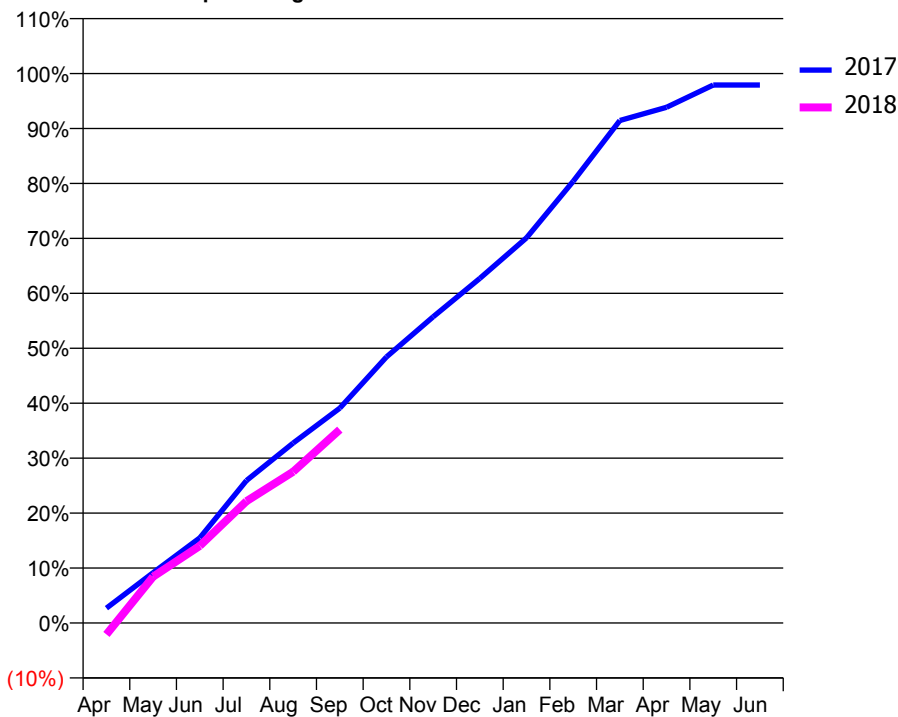
ACCESS*

Patients seen in 24 months	Total	Change since previous quarter
Quarter ending September 2016	5,642	
Quarter ending December 2016	5,713	→
Quarter ending March 2017	5,898	↑
Quarter ending June 2017	5,987	→
Quarter ending September 2017	5,941	→
Variance since September 2016	5.3%	↑



ACTIVITY

Cumulative percentage of contracted UDA delivered 2017 & 2018



Month	Adjusted Scheduled Activity (UDA)	
	2017	2018
April	491	-379
May	1,655	1,525
June	2,802	2,538
July	4,691	4,007
August	5,922	4,979
September	7,071	6,363
October	8,757	
November	10,075	
December	11,343	
January	12,674	
February	14,534	
March	16,536	
April	16,969	
May	17,703	
June	17,703	

QUALITY

	Quantity	Base Number	Contract	AT	Region	England
% of FP17s for the same patient ID Re-attending within 3 months - Children	46	983	4.7%	9.3%	11.4%	11.9%
% of FP17s for the same patient ID Re-attending within 3 months - Adults	293	2,265	12.9%	15.0%	15.7%	15.9%
% of FP17s for the same patient ID Re-attending between 3 & 9 months - Children	427	983	43.4%	59.5%	60.6%	58.1%
% of FP17s for the same patient ID Re-attending between 3 & 9 months - Adults	1,032	2,265	45.6%	51.2%	52.0%	50.6%
% of FP17s for Band 1 Urgent Courses	172	2,849	6.0%	9.6%	9.6%	9.1%
% of FP17s Relating to Free Repair or Replacements	8	2,849	0.3%	0.6%	0.7%	0.8%
% of FP17s Relating to Continuations	57	2,849	2.0%	0.9%	1.0%	1.1%
% of Patients satisfied with the dentistry they have received	7	7	N/A	90.4%	91.6%	91.4%
% of Patients satisfied with the time they had to wait for an appointment	7	7	N/A	87.3%	87.9%	87.7%

* This is based on patients treated on this contract for their most recent course of treatment. Figures in italics indicate the base number of FP17s or Patient Questionnaire responses are less than 100. N/A is shown where the base number of responses is less than 10 during the period. % is calculated as Quantity/Base number*100

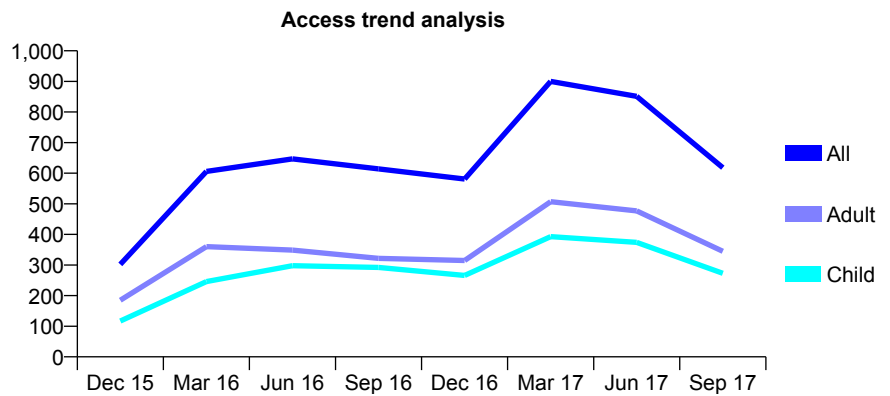
Q68 - Vital Signs At a Glance Contract Report for 168858/0001 - September 2017

Name or company name	Ms A Jawahar
Contract type name	GDS Contract
Purpose of contract	General
Contract start date	01/08/2015
Contract end date	

17/18 Contracted general activity (UDA)	2,210
Carry forward general activity (UDA)	-11
17/18 Contracted orthodontic activity (UOA)	0
Carry forward orthodontic activity (UOA)	0
Baseline contract value	£50,105.91

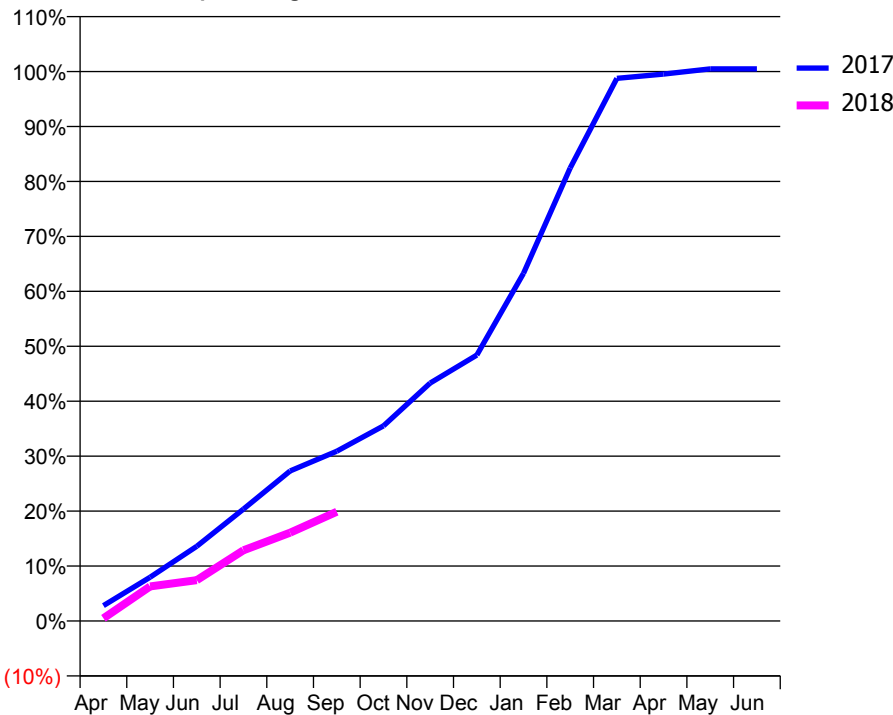
ACCESS*

Patients seen in 24 months	Total	Change since previous quarter
Quarter ending September 2016	614	
Quarter ending December 2016	581	↓
Quarter ending March 2017	900	↑
Quarter ending June 2017	851	↓
Quarter ending September 2017	618	↓
Variance since September 2016	0.7%	→



ACTIVITY

Cumulative percentage of contracted UDA delivered 2017 & 2018



Month	Adjusted Scheduled Activity (UDA)	
	2017	2018
April	62	11
May	176	139
June	300	165
July	450	285
August	604	355
September	683	440
October	785	
November	957	
December	1,069	
January	1,398	
February	1,822	
March	2,183	
April	2,200	
May	2,221	
June	2,221	

QUALITY

	Quantity	Base Number	Contract	AT	Region	England
% of FP17s for the same patient ID Re-attending within 3 months - Children	5	165	3.0%	9.3%	11.4%	11.9%
% of FP17s for the same patient ID Re-attending within 3 months - Adults	11	110	10.0%	15.0%	15.7%	15.9%
% of FP17s for the same patient ID Re-attending between 3 & 9 months - Children	91	165	55.2%	59.5%	60.6%	58.1%
% of FP17s for the same patient ID Re-attending between 3 & 9 months - Adults	61	110	55.5%	51.2%	52.0%	50.6%
% of FP17s for Band 1 Urgent Courses	8	243	3.3%	9.6%	9.6%	9.1%
% of FP17s Relating to Free Repair or Replacements	1	243	0.4%	0.6%	0.7%	0.8%
% of FP17s Relating to Continuations	0	243	0.0%	0.9%	1.0%	1.1%
% of Patients satisfied with the dentistry they have received	2	2	N/A	90.4%	91.6%	91.4%
% of Patients satisfied with the time they had to wait for an appointment	2	2	N/A	87.3%	87.9%	87.7%

* This is based on patients treated on this contract for their most recent course of treatment. Figures in italics indicate the base number of FP17s or Patient Questionnaire responses are less than 100. N/A is shown where the base number of responses is less than 10 during the period. % is calculated as Quantity/Base number*100

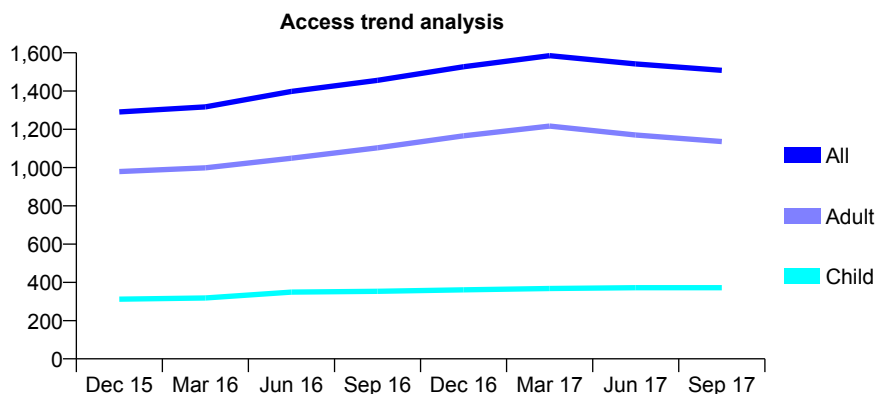
Q68 - Vital Signs At a Glance Contract Report for 169927/0002 - September 2017

Name or company name	Kings Dental Care
Contract type name	GDS Contract
Purpose of contract	General
Contract start date	01/04/2015
Contract end date	

17/18 Contracted general activity (UDA)	4,840
Carry forward general activity (UDA)	-72
17/18 Contracted orthodontic activity (UOA)	0
Carry forward orthodontic activity (UOA)	0
Baseline contract value	£118,893.52

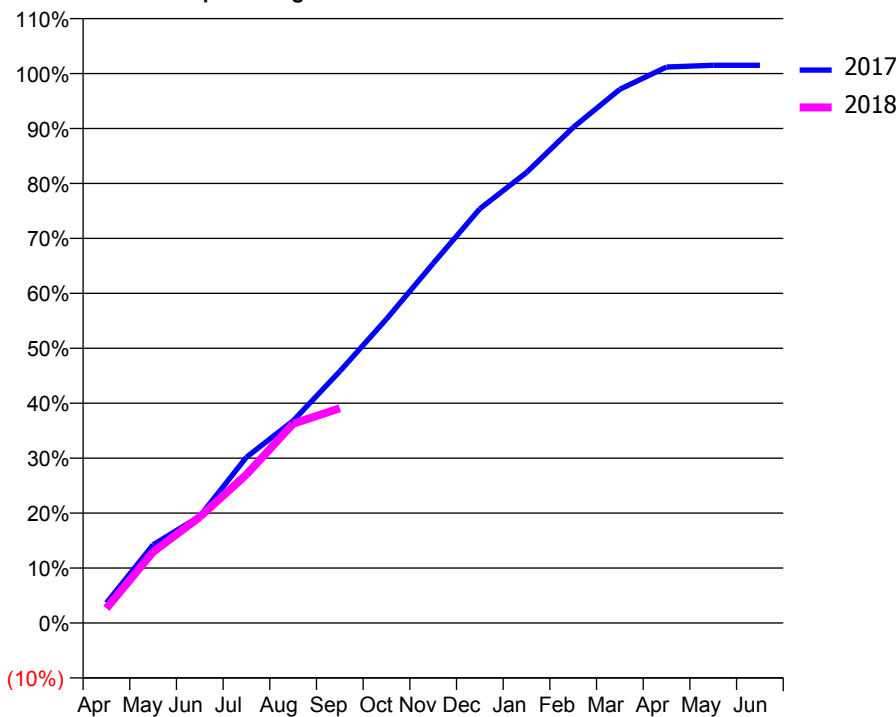
ACCESS*

Patients seen in 24 months	Total	Change since previous quarter
Quarter ending September 2016	1,456	
Quarter ending December 2016	1,527	↑
Quarter ending March 2017	1,585	↑
Quarter ending June 2017	1,542	↓
Quarter ending September 2017	1,508	↓
Variance since September 2016	3.6%	↑



ACTIVITY

Cumulative percentage of contracted UDA delivered 2017 & 2018



Adjusted Scheduled Activity (UDA)

Month	2017	2018
April	176	129
May	689	627
June	940	935
July	1,460	1,308
August	1,781	1,756
September	2,217	1,892
October	2,678	
November	3,167	
December	3,649	
January	3,968	
February	4,365	
March	4,701	
April	4,897	
May	4,912	
June	4,912	

QUALITY

	Quantity	Base Number	Contract	AT	Region	England
% of FP17s for the same patient ID Re-attending within 3 months - Children	15	230	6.5%	9.3%	11.4%	11.9%
% of FP17s for the same patient ID Re-attending within 3 months - Adults	116	764	15.2%	15.0%	15.7%	15.9%
% of FP17s for the same patient ID Re-attending between 3 & 9 months - Children	129	230	56.1%	59.5%	60.6%	58.1%
% of FP17s for the same patient ID Re-attending between 3 & 9 months - Adults	461	764	60.3%	51.2%	52.0%	50.6%
% of FP17s for Band 1 Urgent Courses	125	898	13.9%	9.6%	9.6%	9.1%
% of FP17s Relating to Free Repair or Replacements	1	898	0.1%	0.6%	0.7%	0.8%
% of FP17s Relating to Continuations	8	898	0.9%	0.9%	1.0%	1.1%
% of Patients satisfied with the dentistry they have received	22	25	88.0%	90.4%	91.6%	91.4%
% of Patients satisfied with the time they had to wait for an appointment	22	25	88.0%	87.3%	87.9%	87.7%

* This is based on patients treated on this contract for their most recent course of treatment. Figures in italics indicate the base number of FP17s or Patient Questionnaire responses are less than 100. N/A is shown where the base number of responses is less than 10 during the period. % is calculated as Quantity/Base number*100

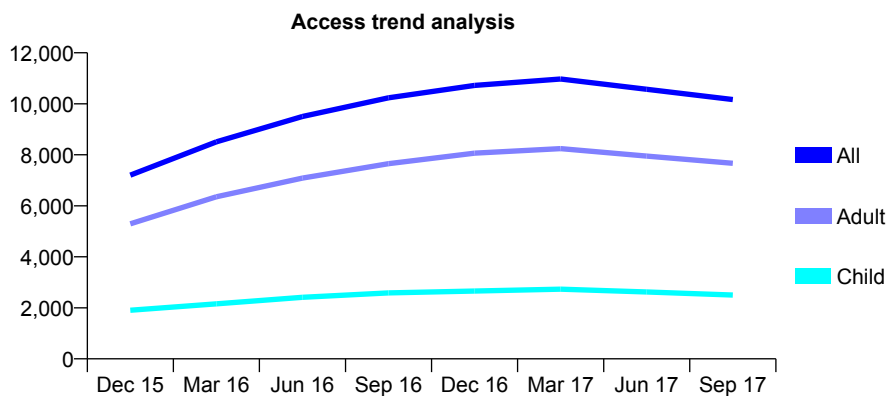
Q68 - Vital Signs At a Glance Contract Report for 170534/0002 - September 2017

Name or company name	Mr F Grover & P Marsden
Contract type name	GDS Contract
Purpose of contract	General
Contract start date	02/03/2015
Contract end date	

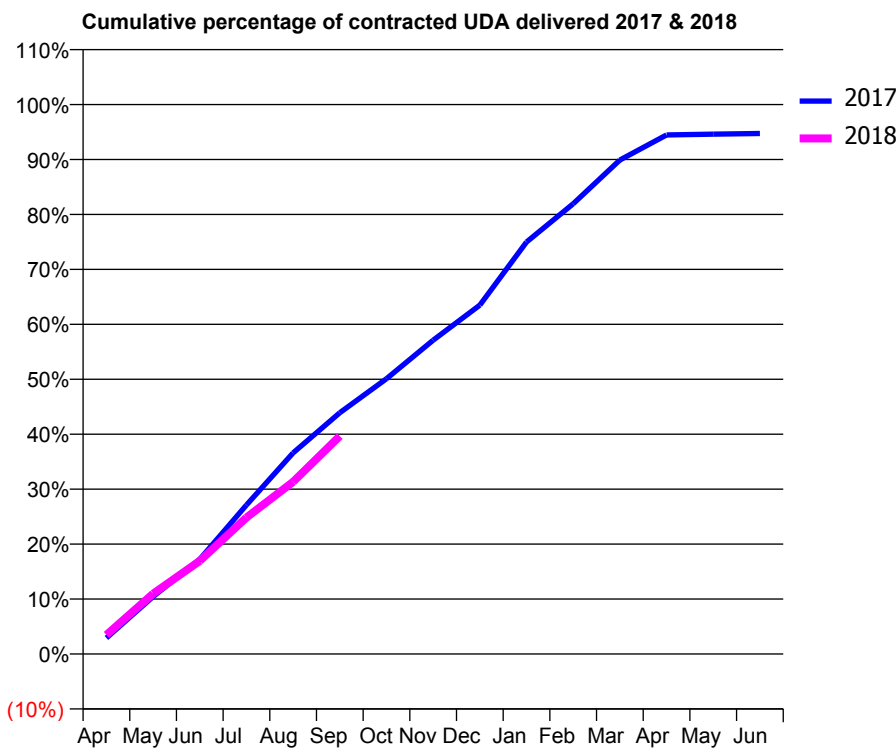
17/18 Contracted general activity (UDA)	26,889
Carry forward general activity (UDA)	0
17/18 Contracted orthodontic activity (UOA)	0
Carry forward orthodontic activity (UOA)	0
Baseline contract value	£732,543.59

ACCESS*

Patients seen in 24 months	Total	Change since previous quarter
Quarter ending September 2016	10,237	
Quarter ending December 2016	10,723	↑
Quarter ending March 2017	10,973	↑
Quarter ending June 2017	10,571	↓
Quarter ending September 2017	10,169	↓
Variance since September 2016	(0.7%)	→



ACTIVITY



Month	Adjusted Scheduled Activity (UDA)	
	2017	2018
April	789	938
May	2,811	2,955
June	4,634	4,559
July	7,295	6,679
August	9,846	8,429
September	11,807	10,668
October	13,469	
November	15,354	
December	17,074	
January	20,157	
February	22,033	
March	24,170	
April	25,397	
May	25,436	
June	25,474	

QUALITY

	Quantity	Base Number	Contract	AT	Region	England
% of FP17s for the same patient ID Re-attending within 3 months - Children	115	1,483	7.8%	9.3%	11.4%	11.9%
% of FP17s for the same patient ID Re-attending within 3 months - Adults	876	4,680	18.7%	15.0%	15.7%	15.9%
% of FP17s for the same patient ID Re-attending between 3 & 9 months - Children	780	1,483	52.6%	59.5%	60.6%	58.1%
% of FP17s for the same patient ID Re-attending between 3 & 9 months - Adults	2,222	4,680	47.5%	51.2%	52.0%	50.6%
% of FP17s for Band 1 Urgent Courses	635	5,050	12.6%	9.6%	9.6%	9.1%
% of FP17s Relating to Free Repair or Replacements	31	5,050	0.6%	0.6%	0.7%	0.8%
% of FP17s Relating to Continuations	89	5,050	1.8%	0.9%	1.0%	1.1%
% of Patients satisfied with the dentistry they have received	16	18	88.9%	90.4%	91.6%	91.4%
% of Patients satisfied with the time they had to wait for an appointment	16	18	88.9%	87.3%	87.9%	87.7%

* This is based on patients treated on this contract for their most recent course of treatment. Figures in italics indicate the base number of FP17s or Patient Questionnaire responses are less than 100. N/A is shown where the base number of responses is less than 10 during the period. % is calculated as Quantity/Base number*100

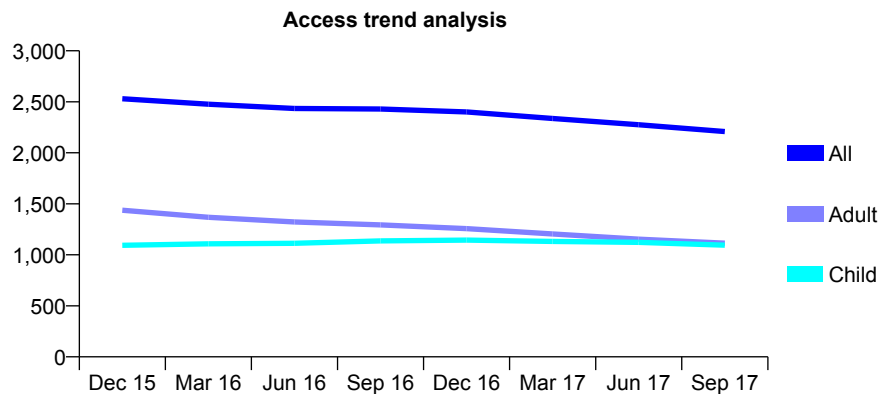
Q68 - Vital Signs At a Glance Contract Report for 171107/0001 - September 2017

Name or company name	Mr Sachin Anand & Miss Shalini Anand
Contract type name	GDS Contract
Purpose of contract	General
Contract start date	02/03/2009
Contract end date	

17/18 Contracted general activity (UDA)	5,855
Carry forward general activity (UDA)	221
17/18 Contracted orthodontic activity (UOA)	0
Carry forward orthodontic activity (UOA)	0
Baseline contract value	£131,614.84

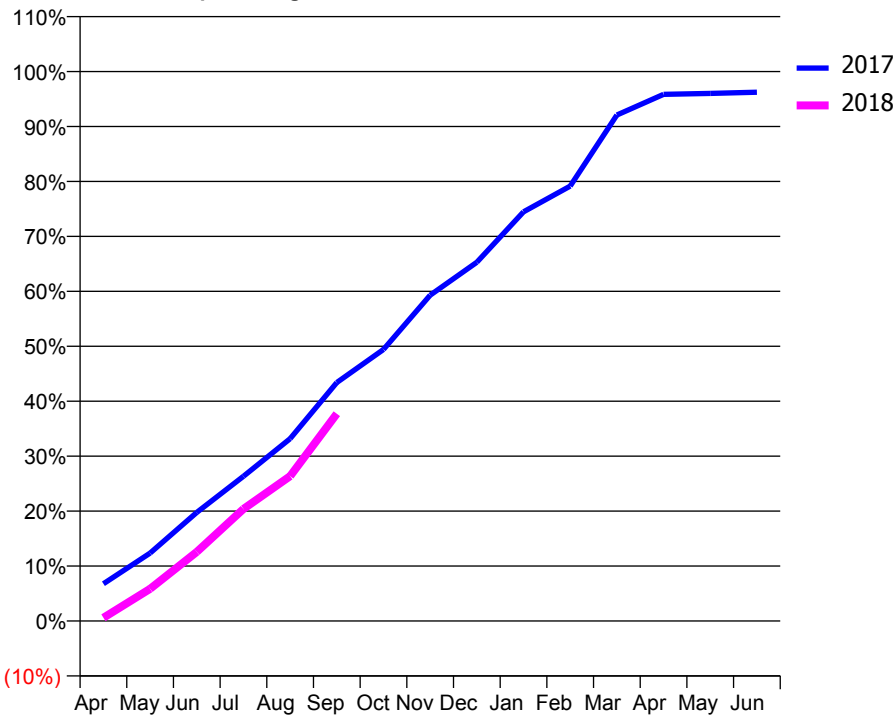
ACCESS*

Patients seen in 24 months	Total	Change since previous quarter
Quarter ending September 2016	2,430	
Quarter ending December 2016	2,401	↓
Quarter ending March 2017	2,337	↓
Quarter ending June 2017	2,275	↓
Quarter ending September 2017	2,209	↓
Variance since September 2016	(9.1%)	↓



ACTIVITY

Cumulative percentage of contracted UDA delivered 2017 & 2018



Month	Adjusted Scheduled Activity (UDA)	
	2017	2018
April	397	35
May	723	344
June	1,157	736
July	1,543	1,194
August	1,943	1,543
September	2,542	2,209
October	2,894	
November	3,472	
December	3,823	
January	4,359	
February	4,634	
March	5,392	
April	5,612	
May	5,621	
June	5,634	

QUALITY

	Quantity	Base Number	Contract	AT	Region	England
% of FP17s for the same patient ID Re-attending within 3 months - Children	68	867	7.8%	9.3%	11.4%	11.9%
% of FP17s for the same patient ID Re-attending within 3 months - Adults	95	686	13.8%	15.0%	15.7%	15.9%
% of FP17s for the same patient ID Re-attending between 3 & 9 months - Children	573	867	66.1%	59.5%	60.6%	58.1%
% of FP17s for the same patient ID Re-attending between 3 & 9 months - Adults	405	686	59.0%	51.2%	52.0%	50.6%
% of FP17s for Band 1 Urgent Courses	99	1,415	7.0%	9.6%	9.6%	9.1%
% of FP17s Relating to Free Repair or Replacements	10	1,415	0.7%	0.6%	0.7%	0.8%
% of FP17s Relating to Continuations	3	1,415	0.2%	0.9%	1.0%	1.1%
% of Patients satisfied with the dentistry they have received	4	4	N/A	90.4%	91.6%	91.4%
% of Patients satisfied with the time they had to wait for an appointment	3	4	N/A	87.3%	87.9%	87.7%

* This is based on patients treated on this contract for their most recent course of treatment. Figures in italics indicate the base number of FP17s or Patient Questionnaire responses are less than 100. N/A is shown where the base number of responses is less than 10 during the period. % is calculated as Quantity/Base number*100

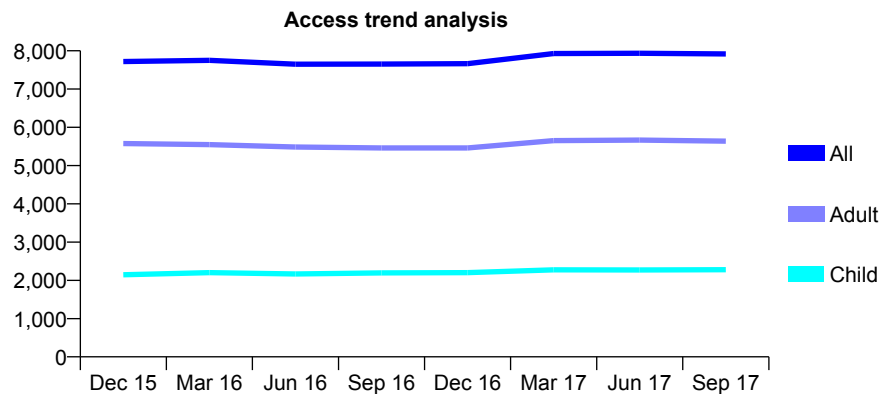
Q68 - Vital Signs At a Glance Contract Report for 171107/0002 - September 2017

Name or company name	Mr Sachin Anand & Miss Shalini Anand
Contract type name	GDS Contract
Purpose of contract	General
Contract start date	01/12/2012
Contract end date	

17/18 Contracted general activity (UDA)	21,500
Carry forward general activity (UDA)	-430
17/18 Contracted orthodontic activity (UOA)	0
Carry forward orthodontic activity (UOA)	0
Baseline contract value	£583,247.37

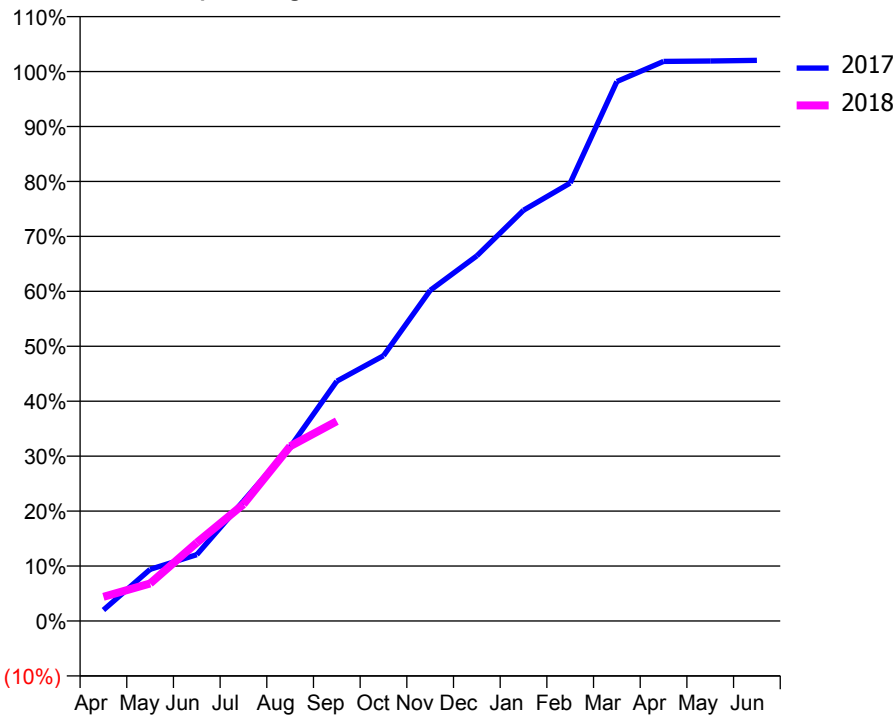
ACCESS*

Patients seen in 24 months	Total	Change since previous quarter
Quarter ending September 2016	7,654	
Quarter ending December 2016	7,663	→
Quarter ending March 2017	7,927	↑
Quarter ending June 2017	7,936	→
Quarter ending September 2017	7,917	→
Variance since September 2016	3.4%	↑



ACTIVITY

Cumulative percentage of contracted UDA delivered 2017 & 2018



Month	Adjusted Scheduled Activity (UDA)	
	2017	2018
April	430	946
May	2,023	1,467
June	2,594	3,064
July	4,697	4,569
August	6,809	6,840
September	9,385	7,818
October	10,381	
November	12,939	
December	14,286	
January	16,070	
February	17,135	
March	21,107	
April	21,895	
May	21,912	
June	21,938	

QUALITY

	Quantity	Base Number	Contract	AT	Region	England
% of FP17s for the same patient ID Re-attending within 3 months - Children	94	1,512	6.2%	9.3%	11.4%	11.9%
% of FP17s for the same patient ID Re-attending within 3 months - Adults	413	3,286	12.6%	15.0%	15.7%	15.9%
% of FP17s for the same patient ID Re-attending between 3 & 9 months - Children	1,117	1,512	73.9%	59.5%	60.6%	58.1%
% of FP17s for the same patient ID Re-attending between 3 & 9 months - Adults	1,672	3,286	50.9%	51.2%	52.0%	50.6%
% of FP17s for Band 1 Urgent Courses	230	4,130	5.6%	9.6%	9.6%	9.1%
% of FP17s Relating to Free Repair or Replacements	53	4,130	1.3%	0.6%	0.7%	0.8%
% of FP17s Relating to Continuations	38	4,130	0.9%	0.9%	1.0%	1.1%
% of Patients satisfied with the dentistry they have received	10	11	90.9%	90.4%	91.6%	91.4%
% of Patients satisfied with the time they had to wait for an appointment	10	11	90.9%	87.3%	87.9%	87.7%

* This is based on patients treated on this contract for their most recent course of treatment. Figures in italics indicate the base number of FP17s or Patient Questionnaire responses are less than 100. N/A is shown where the base number of responses is less than 10 during the period. % is calculated as Quantity/Base number*100

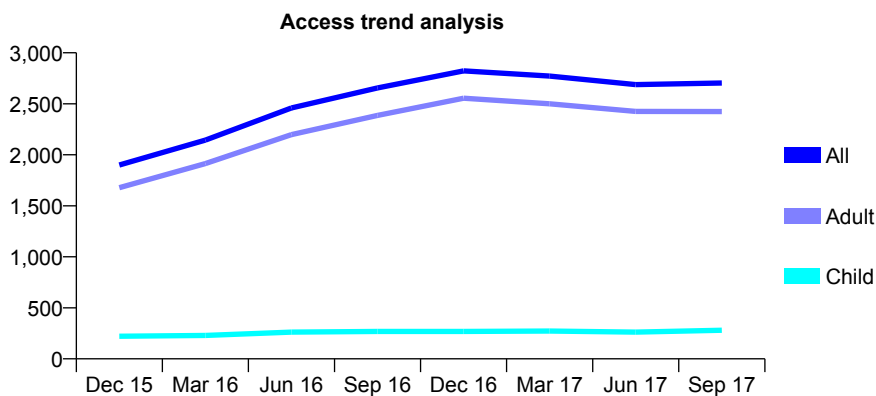
Q68 - Vital Signs At a Glance Contract Report for 171719/0001 - September 2017

Name or company name	Mr A Elamin
Contract type name	GDS Contract
Purpose of contract	General
Contract start date	01/12/2014
Contract end date	

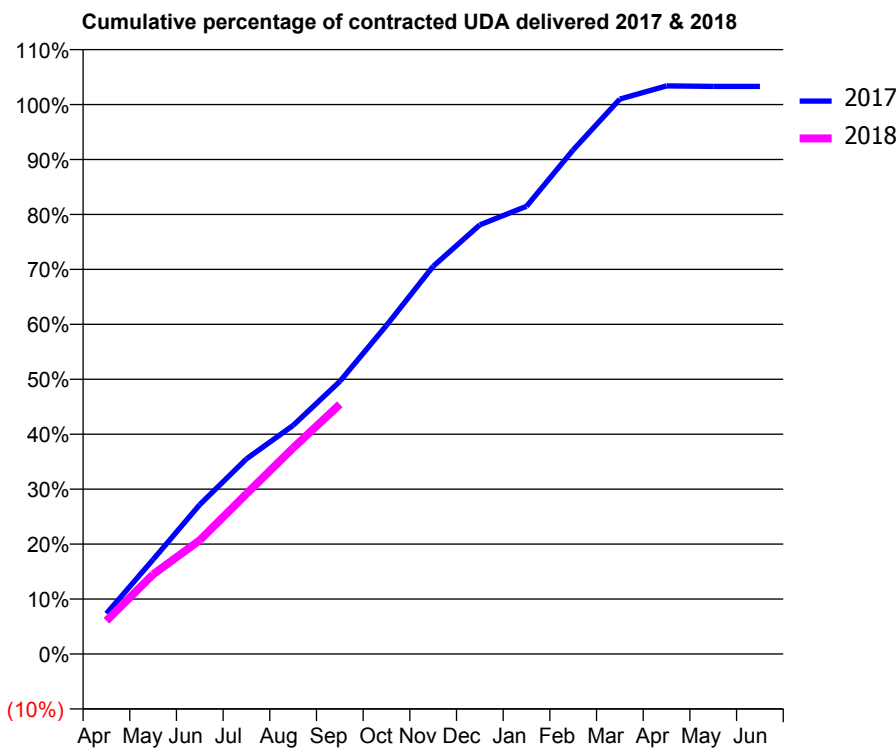
17/18 Contracted general activity (UDA)	6,255
Carry forward general activity (UDA)	-126
17/18 Contracted orthodontic activity (UOA)	0
Carry forward orthodontic activity (UOA)	0
Baseline contract value	£166,447.81

ACCESS*

Patients seen in 24 months	Total	Change since previous quarter
Quarter ending September 2016	2,655	
Quarter ending December 2016	2,823	↑
Quarter ending March 2017	2,772	↓
Quarter ending June 2017	2,688	↓
Quarter ending September 2017	2,704	→
Variance since September 2016	1.8%	→



ACTIVITY



Month	Adjusted Scheduled Activity (UDA)	
	2017	2018
April	461	379
May	1,075	906
June	1,701	1,295
July	2,222	1,824
August	2,603	2,347
September	3,104	2,842
October	3,741	
November	4,413	
December	4,886	
January	5,096	
February	5,738	
March	6,317	
April	6,467	
May	6,461	
June	6,461	

QUALITY

	Quantity	Base Number	Contract	AT	Region	England
% of FP17s for the same patient ID Re-attending within 3 months - Children	36	180	20.0%	9.3%	11.4%	11.9%
% of FP17s for the same patient ID Re-attending within 3 months - Adults	300	1,178	25.5%	15.0%	15.7%	15.9%
% of FP17s for the same patient ID Re-attending between 3 & 9 months - Children	45	180	25.0%	59.5%	60.6%	58.1%
% of FP17s for the same patient ID Re-attending between 3 & 9 months - Adults	225	1,178	19.1%	51.2%	52.0%	50.6%
% of FP17s for Band 1 Urgent Courses	288	1,277	22.6%	9.6%	9.6%	9.1%
% of FP17s Relating to Free Repair or Replacements	14	1,277	1.1%	0.6%	0.7%	0.8%
% of FP17s Relating to Continuations	9	1,277	0.7%	0.9%	1.0%	1.1%
% of Patients satisfied with the dentistry they have received	2	2	N/A	90.4%	91.6%	91.4%
% of Patients satisfied with the time they had to wait for an appointment	2	2	N/A	87.3%	87.9%	87.7%

* This is based on patients treated on this contract for their most recent course of treatment. Figures in italics indicate the base number of FP17s or Patient Questionnaire responses are less than 100. N/A is shown where the base number of responses is less than 10 during the period. % is calculated as Quantity/Base number*100

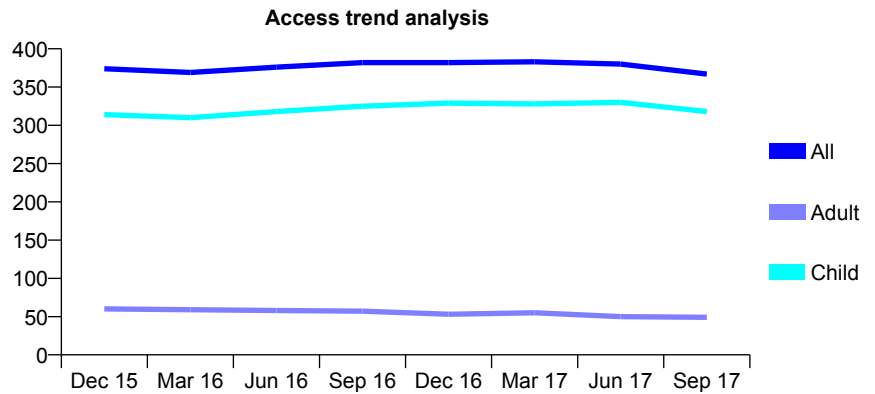
Q68 - Vital Signs At a Glance Contract Report for 171891/0001 - September 2017

Name or company name	Chertsey Dental Practice Ltd
Contract type name	GDS Contract
Purpose of contract	General
Contract start date	01/10/2012
Contract end date	

17/18 Contracted general activity (UDA)	800
Carry forward general activity (UDA)	0
17/18 Contracted orthodontic activity (UOA)	0
Carry forward orthodontic activity (UOA)	0
Baseline contract value	£20,219.39

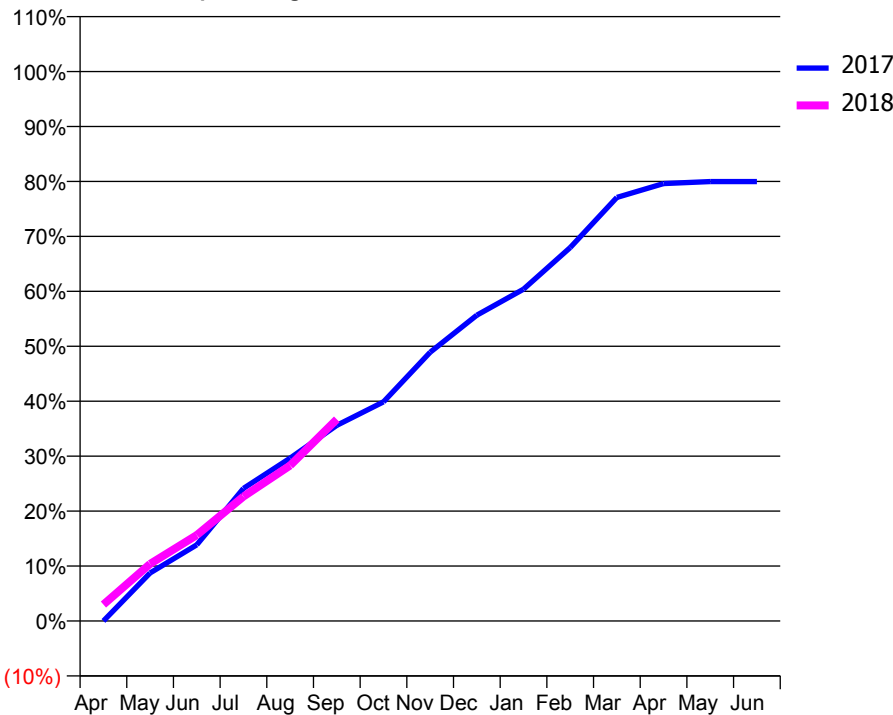
ACCESS*

Patients seen in 24 months	Total	Change since previous quarter
Quarter ending September 2016	382	
Quarter ending December 2016	382	→
Quarter ending March 2017	383	→
Quarter ending June 2017	380	→
Quarter ending September 2017	367	↓
Variance since September 2016	(3.9%)	↓



ACTIVITY

Cumulative percentage of contracted UDA delivered 2017 & 2018



Month	Adjusted Scheduled Activity (UDA)	
	2017	2018
April	0	24
May	70	83
June	111	125
July	193	181
August	237	226
September	285	294
October	319	
November	391	
December	445	
January	483	
February	544	
March	617	
April	637	
May	640	
June	640	

QUALITY

	Quantity	Base Number	Contract	AT	Region	England
% of FP17s for the same patient ID Re-attending within 3 months - Children	13	236	5.5%	9.3%	11.4%	11.9%
% of FP17s for the same patient ID Re-attending within 3 months - Adults	2	18	11.1%	15.0%	15.7%	15.9%
% of FP17s for the same patient ID Re-attending between 3 & 9 months - Children	161	236	68.2%	59.5%	60.6%	58.1%
% of FP17s for the same patient ID Re-attending between 3 & 9 months - Adults	11	18	61.1%	51.2%	52.0%	50.6%
% of FP17s for Band 1 Urgent Courses	3	237	1.3%	9.6%	9.6%	9.1%
% of FP17s Relating to Free Repair or Replacements	0	237	0.0%	0.6%	0.7%	0.8%
% of FP17s Relating to Continuations	0	237	0.0%	0.9%	1.0%	1.1%
% of Patients satisfied with the dentistry they have received	0	0	N/A	90.4%	91.6%	91.4%
% of Patients satisfied with the time they had to wait for an appointment	0	0	N/A	87.3%	87.9%	87.7%

* This is based on patients treated on this contract for their most recent course of treatment. Figures in italics indicate the base number of FP17s or Patient Questionnaire responses are less than 100. N/A is shown where the base number of responses is less than 10 during the period. % is calculated as Quantity/Base number*100

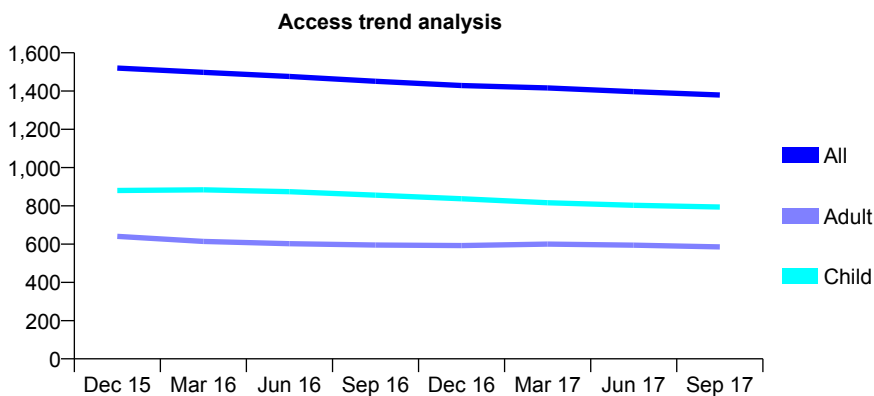
Q68 - Vital Signs At a Glance Contract Report for 171913/0001 - September 2017

Name or company name	Andrew J S Mussett Ltd
Contract type name	GDS Contract
Purpose of contract	General
Contract start date	01/11/2009
Contract end date	

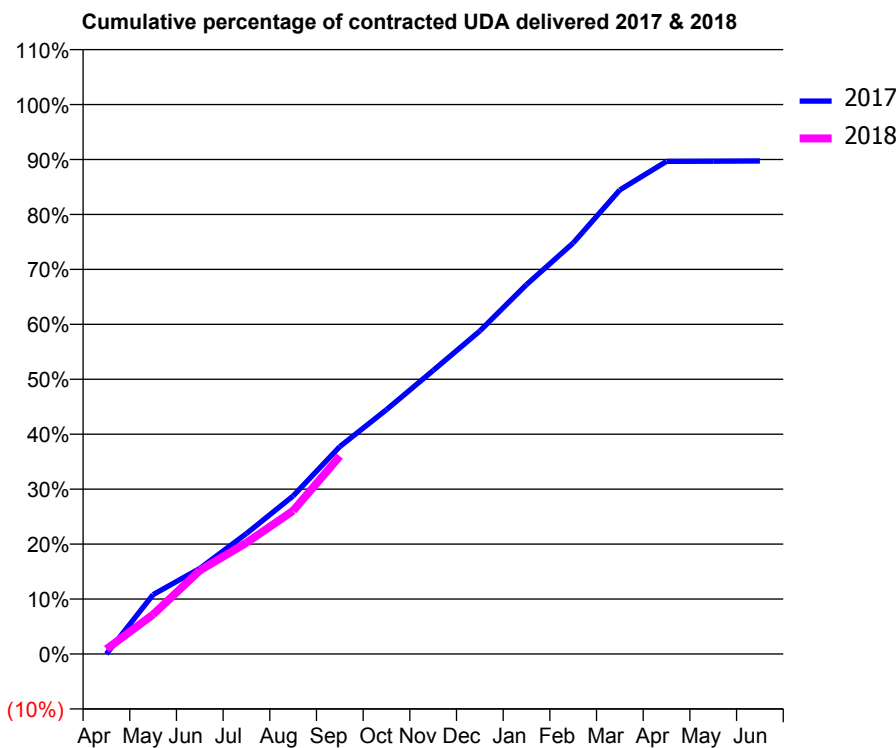
17/18 Contracted general activity (UDA)	3,520
Carry forward general activity (UDA)	0
17/18 Contracted orthodontic activity (UOA)	0
Carry forward orthodontic activity (UOA)	0
Baseline contract value	£87,389.05

ACCESS*

Patients seen in 24 months	Total	Change since previous quarter
Quarter ending September 2016	1,451	
Quarter ending December 2016	1,429	↓
Quarter ending March 2017	1,416	→
Quarter ending June 2017	1,397	↓
Quarter ending September 2017	1,379	↓
Variance since September 2016	(5.0%)	↓



ACTIVITY



Adjusted Scheduled Activity (UDA)		
Month	2017	2018
April	0	31
May	380	253
June	548	535
July	772	713
August	1,013	918
September	1,329	1,267
October	1,565	
November	1,816	
December	2,069	
January	2,367	
February	2,633	
March	2,973	
April	3,156	
May	3,157	
June	3,158	

QUALITY

	Quantity	Base Number	Contract	AT	Region	England
% of FP17s for the same patient ID Re-attending within 3 months - Children	32	632	5.1%	9.3%	11.4%	11.9%
% of FP17s for the same patient ID Re-attending within 3 months - Adults	43	421	10.2%	15.0%	15.7%	15.9%
% of FP17s for the same patient ID Re-attending between 3 & 9 months - Children	445	632	70.4%	59.5%	60.6%	58.1%
% of FP17s for the same patient ID Re-attending between 3 & 9 months - Adults	327	421	77.7%	51.2%	52.0%	50.6%
% of FP17s for Band 1 Urgent Courses	31	924	3.4%	9.6%	9.6%	9.1%
% of FP17s Relating to Free Repair or Replacements	0	924	0.0%	0.6%	0.7%	0.8%
% of FP17s Relating to Continuations	0	924	0.0%	0.9%	1.0%	1.1%
% of Patients satisfied with the dentistry they have received	0	0	N/A	90.4%	91.6%	91.4%
% of Patients satisfied with the time they had to wait for an appointment	0	0	N/A	87.3%	87.9%	87.7%

* This is based on patients treated on this contract for their most recent course of treatment. Figures in italics indicate the base number of FP17s or Patient Questionnaire responses are less than 100. N/A is shown where the base number of responses is less than 10 during the period. % is calculated as Quantity/Base number*100

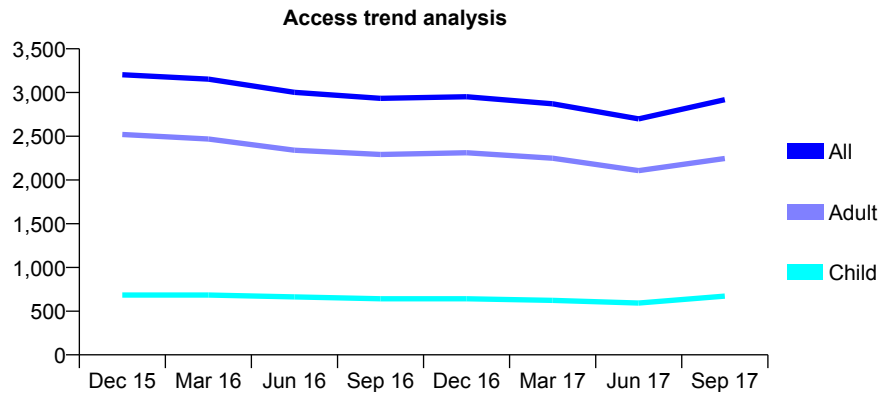
Q68 - Vital Signs At a Glance Contract Report for 175633/0001 - September 2017

Name or company name	Mr M Eyrumlu & Mr A Eyrumlu
Contract type name	GDS Contract
Purpose of contract	General
Contract start date	01/12/2010
Contract end date	

17/18 Contracted general activity (UDA)	12,150
Carry forward general activity (UDA)	0
17/18 Contracted orthodontic activity (UOA)	0
Carry forward orthodontic activity (UOA)	0
Baseline contract value	£295,257.37

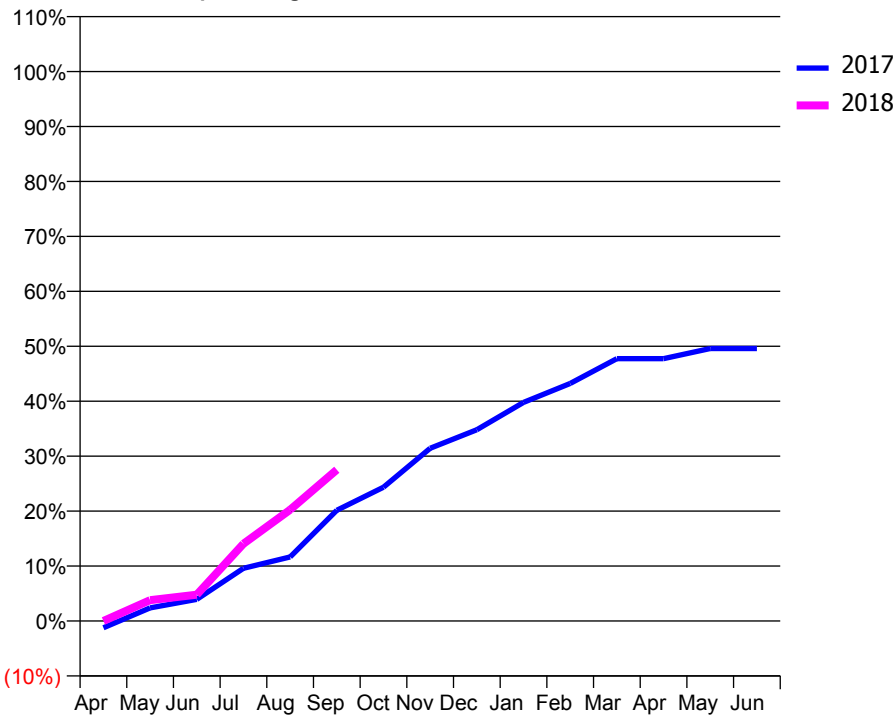
ACCESS*

Patients seen in 24 months	Total	Change since previous quarter
Quarter ending September 2016	2,933	
Quarter ending December 2016	2,952	→
Quarter ending March 2017	2,871	↓
Quarter ending June 2017	2,699	↓
Quarter ending September 2017	2,918	↑
Variance since September 2016	(0.5%)	→



ACTIVITY

Cumulative percentage of contracted UDA delivered 2017 & 2018



Month	Adjusted Scheduled Activity (UDA)	
	2017	2018
April	-151	0
May	292	462
June	480	583
July	1,165	1,708
August	1,418	2,461
September	2,448	3,346
October	2,958	
November	3,820	
December	4,229	
January	4,834	
February	5,252	
March	5,802	
April	5,802	
May	6,024	
June	6,024	

QUALITY

	Quantity	Base Number	Contract	AT	Region	England
% of FP17s for the same patient ID Re-attending within 3 months - Children	20	461	4.3%	9.3%	11.4%	11.9%
% of FP17s for the same patient ID Re-attending within 3 months - Adults	137	1,357	10.1%	15.0%	15.7%	15.9%
% of FP17s for the same patient ID Re-attending between 3 & 9 months - Children	213	461	46.2%	59.5%	60.6%	58.1%
% of FP17s for the same patient ID Re-attending between 3 & 9 months - Adults	657	1,357	48.4%	51.2%	52.0%	50.6%
% of FP17s for Band 1 Urgent Courses	74	1,684	4.4%	9.6%	9.6%	9.1%
% of FP17s Relating to Free Repair or Replacements	2	1,684	0.1%	0.6%	0.7%	0.8%
% of FP17s Relating to Continuations	25	1,684	1.5%	0.9%	1.0%	1.1%
% of Patients satisfied with the dentistry they have received	3	4	N/A	90.4%	91.6%	91.4%
% of Patients satisfied with the time they had to wait for an appointment	4	4	N/A	87.3%	87.9%	87.7%

* This is based on patients treated on this contract for their most recent course of treatment. Figures in italics indicate the base number of FP17s or Patient Questionnaire responses are less than 100. N/A is shown where the base number of responses is less than 10 during the period. % is calculated as Quantity/Base number*100

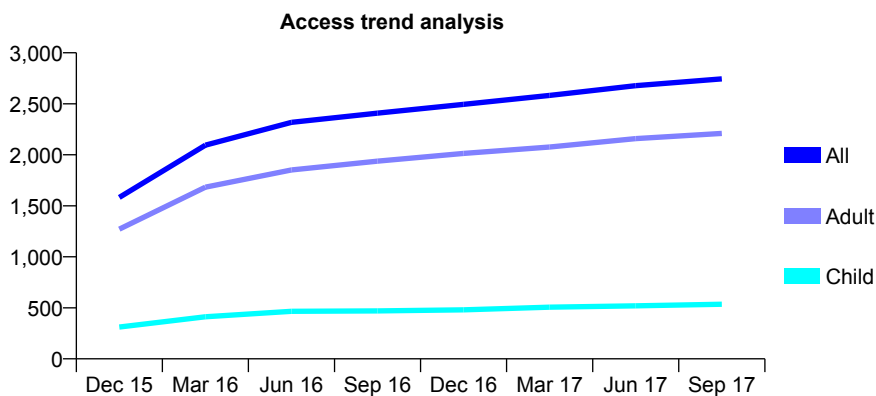
Q68 - Vital Signs At a Glance Contract Report for 176214/0001 - September 2017

Name or company name	Warrior Square Dental Practice Ltd
Contract type name	GDS Contract
Purpose of contract	General
Contract start date	01/07/2015
Contract end date	

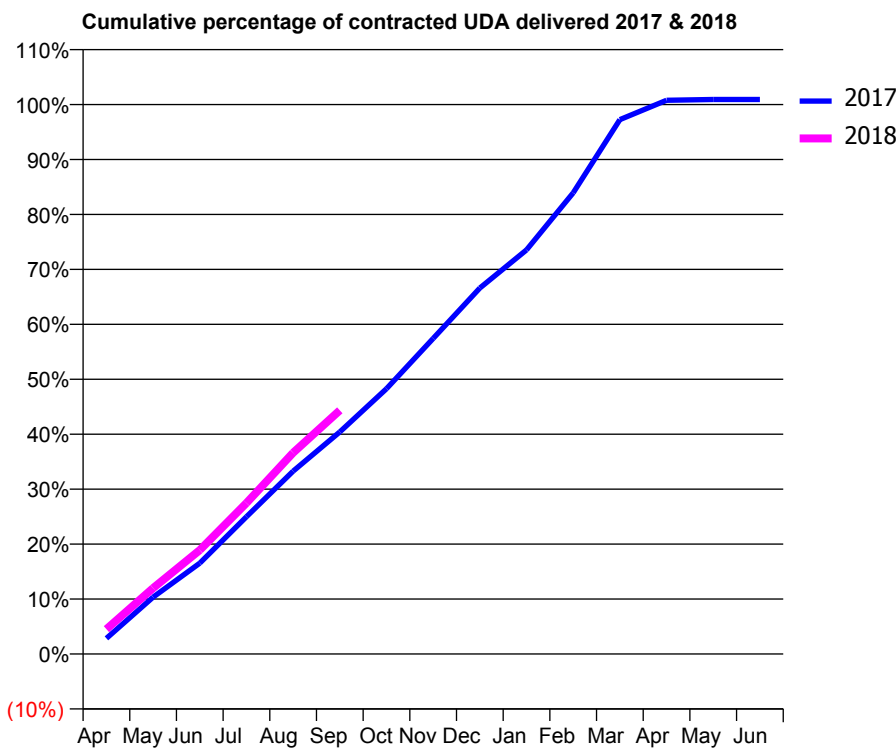
17/18 Contracted general activity (UDA)	7,000
Carry forward general activity (UDA)	-64
17/18 Contracted orthodontic activity (UOA)	0
Carry forward orthodontic activity (UOA)	0
Baseline contract value	£173,337.75

ACCESS*

Patients seen in 24 months	Total	Change since previous quarter
Quarter ending September 2016	2,408	
Quarter ending December 2016	2,495	↑
Quarter ending March 2017	2,583	↑
Quarter ending June 2017	2,678	↑
Quarter ending September 2017	2,745	↑
Variance since September 2016	14.0%	↑



ACTIVITY



Month	Adjusted Scheduled Activity (UDA)	
	2017	2018
April	200	317
May	725	839
June	1,157	1,324
July	1,749	1,924
August	2,329	2,565
September	2,829	3,105
October	3,379	
November	4,019	
December	4,661	
January	5,148	
February	5,874	
March	6,808	
April	7,055	
May	7,064	
June	7,064	

QUALITY

	Quantity	Base Number	Contract	AT	Region	England
% of FP17s for the same patient ID Re-attending within 3 months - Children	20	364	5.5%	9.3%	11.4%	11.9%
% of FP17s for the same patient ID Re-attending within 3 months - Adults	323	1,720	18.8%	15.0%	15.7%	15.9%
% of FP17s for the same patient ID Re-attending between 3 & 9 months - Children	127	364	34.9%	59.5%	60.6%	58.1%
% of FP17s for the same patient ID Re-attending between 3 & 9 months - Adults	798	1,720	46.4%	51.2%	52.0%	50.6%
% of FP17s for Band 1 Urgent Courses	185	1,756	10.5%	9.6%	9.6%	9.1%
% of FP17s Relating to Free Repair or Replacements	23	1,756	1.3%	0.6%	0.7%	0.8%
% of FP17s Relating to Continuations	13	1,756	0.7%	0.9%	1.0%	1.1%
% of Patients satisfied with the dentistry they have received	2	3	N/A	90.4%	91.6%	91.4%
% of Patients satisfied with the time they had to wait for an appointment	3	3	N/A	87.3%	87.9%	87.7%

* This is based on patients treated on this contract for their most recent course of treatment. Figures in italics indicate the base number of FP17s or Patient Questionnaire responses are less than 100. N/A is shown where the base number of responses is less than 10 during the period. % is calculated as Quantity/Base number*100

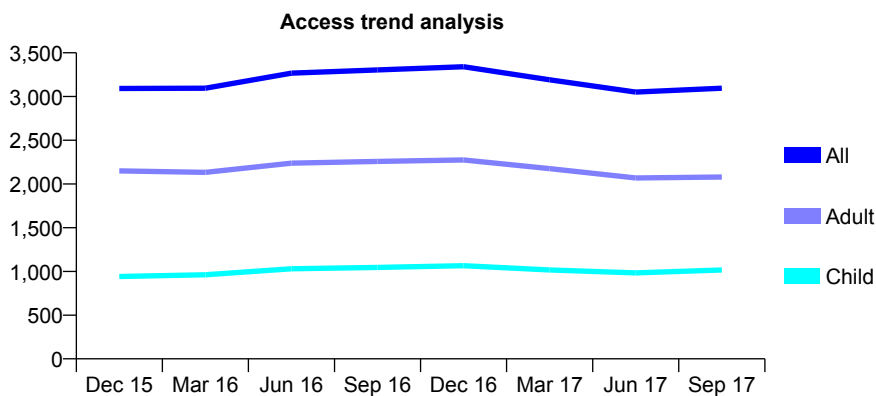
Q68 - Vital Signs At a Glance Contract Report for 176451/0001 - September 2017

Name or company name	Tilgate Dental Care Ltd
Contract type name	GDS Contract
Purpose of contract	General
Contract start date	01/11/2007
Contract end date	

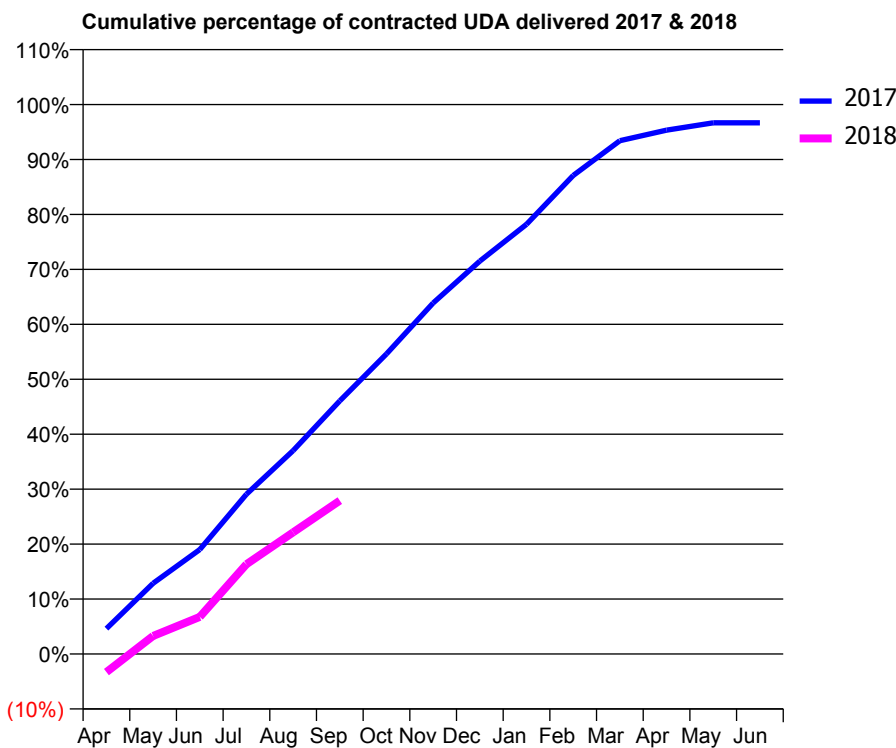
17/18 Contracted general activity (UDA)	10,656
Carry forward general activity (UDA)	354
17/18 Contracted orthodontic activity (UOA)	0
Carry forward orthodontic activity (UOA)	0
Baseline contract value	£332,569.73

ACCESS*

Patients seen in 24 months	Total	Change since previous quarter
Quarter ending September 2016	3,304	
Quarter ending December 2016	3,340	→
Quarter ending March 2017	3,191	↓
Quarter ending June 2017	3,051	↓
Quarter ending September 2017	3,095	→
Variance since September 2016	(6.3%)	↓



ACTIVITY



Month	Adjusted Scheduled Activity (UDA)	
	2017	2018
April	492	-354
May	1,373	350
June	2,027	721
July	3,099	1,741
August	3,946	2,361
September	4,910	2,975
October	5,820	
November	6,807	
December	7,619	
January	8,333	
February	9,278	
March	9,955	
April	10,160	
May	10,302	
June	10,302	

QUALITY

	Quantity	Base Number	Contract	AT	Region	England
% of FP17s for the same patient ID Re-attending within 3 months - Children	19	639	3.0%	9.3%	11.4%	11.9%
% of FP17s for the same patient ID Re-attending within 3 months - Adults	80	1,056	7.6%	15.0%	15.7%	15.9%
% of FP17s for the same patient ID Re-attending between 3 & 9 months - Children	340	639	53.2%	59.5%	60.6%	58.1%
% of FP17s for the same patient ID Re-attending between 3 & 9 months - Adults	489	1,056	46.3%	51.2%	52.0%	50.6%
% of FP17s for Band 1 Urgent Courses	69	1,576	4.4%	9.6%	9.6%	9.1%
% of FP17s Relating to Free Repair or Replacements	21	1,576	1.3%	0.6%	0.7%	0.8%
% of FP17s Relating to Continuations	12	1,576	0.8%	0.9%	1.0%	1.1%
% of Patients satisfied with the dentistry they have received	6	7	N/A	90.4%	91.6%	91.4%
% of Patients satisfied with the time they had to wait for an appointment	6	7	N/A	87.3%	87.9%	87.7%

* This is based on patients treated on this contract for their most recent course of treatment. Figures in italics indicate the base number of FP17s or Patient Questionnaire responses are less than 100. N/A is shown where the base number of responses is less than 10 during the period. % is calculated as Quantity/Base number*100

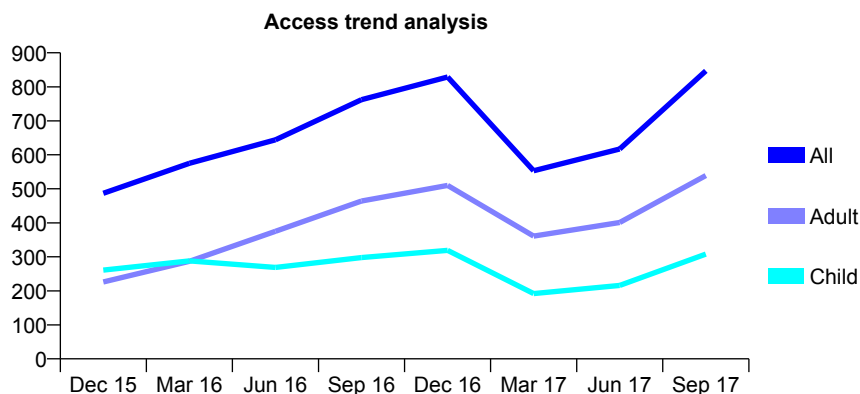
Q68 - Vital Signs At a Glance Contract Report for 177199/0001 - September 2017

Name or company name	Ms A Jawahar
Contract type name	GDS Contract
Purpose of contract	General
Contract start date	01/08/2015
Contract end date	

17/18 Contracted general activity (UDA)	2,200
Carry forward general activity (UDA)	-14
17/18 Contracted orthodontic activity (UOA)	0
Carry forward orthodontic activity (UOA)	0
Baseline contract value	£48,650.27

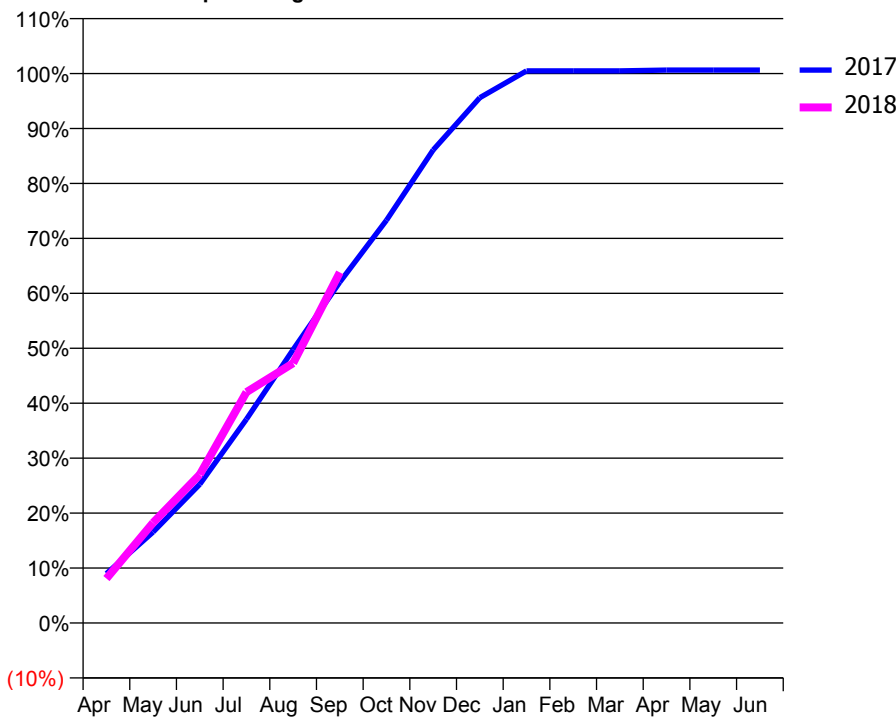
ACCESS*

Patients seen in 24 months	Total	Change since previous quarter
Quarter ending September 2016	762	
Quarter ending December 2016	829	↑
Quarter ending March 2017	553	↓
Quarter ending June 2017	617	↑
Quarter ending September 2017	847	↑
Variance since September 2016	11.2%	↑



ACTIVITY

Cumulative percentage of contracted UDA delivered 2017 & 2018



Month	Adjusted Scheduled Activity (UDA)	
	2017	2018
April	198	178
May	364	402
June	556	595
July	816	925
August	1,095	1,040
September	1,365	1,404
October	1,612	
November	1,894	
December	2,103	
January	2,211	
February	2,211	
March	2,211	
April	2,214	
May	2,214	
June	2,214	

QUALITY

	Quantity	Base Number	Contract	AT	Region	England
% of FP17s for the same patient ID Re-attending within 3 months - Children	6	274	2.2%	9.3%	11.4%	11.9%
% of FP17s for the same patient ID Re-attending within 3 months - Adults	45	436	10.3%	15.0%	15.7%	15.9%
% of FP17s for the same patient ID Re-attending between 3 & 9 months - Children	99	274	36.1%	59.5%	60.6%	58.1%
% of FP17s for the same patient ID Re-attending between 3 & 9 months - Adults	128	436	29.4%	51.2%	52.0%	50.6%
% of FP17s for Band 1 Urgent Courses	65	707	9.2%	9.6%	9.6%	9.1%
% of FP17s Relating to Free Repair or Replacements	9	707	1.3%	0.6%	0.7%	0.8%
% of FP17s Relating to Continuations	1	707	0.1%	0.9%	1.0%	1.1%
% of Patients satisfied with the dentistry they have received	0	0	N/A	90.4%	91.6%	91.4%
% of Patients satisfied with the time they had to wait for an appointment	0	0	N/A	87.3%	87.9%	87.7%

* This is based on patients treated on this contract for their most recent course of treatment. Figures in italics indicate the base number of FP17s or Patient Questionnaire responses are less than 100. N/A is shown where the base number of responses is less than 10 during the period. % is calculated as Quantity/Base number*100

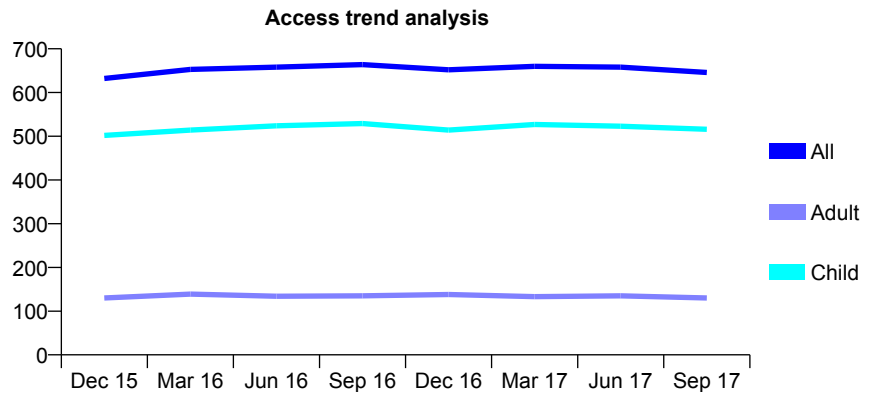
Q68 - Vital Signs At a Glance Contract Report for 177202/0001 - September 2017

Name or company name	Mr P Poole and Mr J Drewett
Contract type name	GDS Contract
Purpose of contract	General
Contract start date	01/04/2014
Contract end date	

17/18 Contracted general activity (UDA)	1,239
Carry forward general activity (UDA)	0
17/18 Contracted orthodontic activity (UOA)	0
Carry forward orthodontic activity (UOA)	0
Baseline contract value	£27,846.93

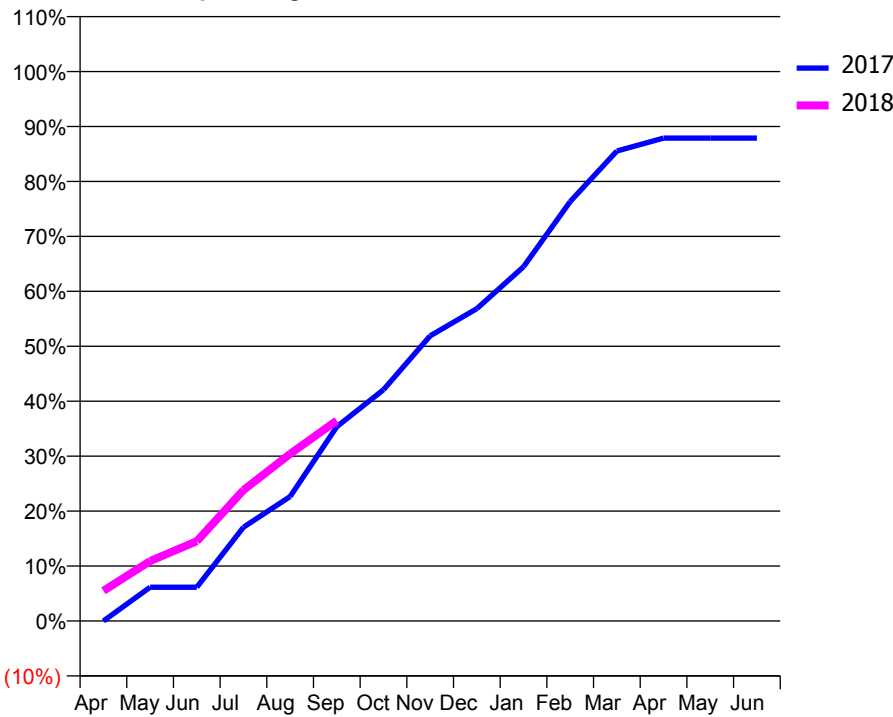
ACCESS*

Patients seen in 24 months	Total	Change since previous quarter
Quarter ending September 2016	664	
Quarter ending December 2016	652	↓
Quarter ending March 2017	660	→
Quarter ending June 2017	658	→
Quarter ending September 2017	646	↓
Variance since September 2016	(2.7%)	↓



ACTIVITY

Cumulative percentage of contracted UDA delivered 2017 & 2018



Month	Adjusted Scheduled Activity (UDA)	
	2017	2018
April	0	68
May	76	135
June	76	180
July	212	295
August	281	377
September	438	452
October	522	
November	643	
December	704	
January	799	
February	946	
March	1,060	
April	1,089	
May	1,089	
June	1,089	

QUALITY

	Quantity	Base Number	Contract	AT	Region	England
% of FP17s for the same patient ID Re-attending within 3 months - Children	5	308	1.6%	9.3%	11.4%	11.9%
% of FP17s for the same patient ID Re-attending within 3 months - Adults	2	48	4.2%	15.0%	15.7%	15.9%
% of FP17s for the same patient ID Re-attending between 3 & 9 months - Children	207	308	67.2%	59.5%	60.6%	58.1%
% of FP17s for the same patient ID Re-attending between 3 & 9 months - Adults	19	48	39.6%	51.2%	52.0%	50.6%
% of FP17s for Band 1 Urgent Courses	0	342	0.0%	9.6%	9.6%	9.1%
% of FP17s Relating to Free Repair or Replacements	0	342	0.0%	0.6%	0.7%	0.8%
% of FP17s Relating to Continuations	0	342	0.0%	0.9%	1.0%	1.1%
% of Patients satisfied with the dentistry they have received	0	0	N/A	90.4%	91.6%	91.4%
% of Patients satisfied with the time they had to wait for an appointment	0	0	N/A	87.3%	87.9%	87.7%

* This is based on patients treated on this contract for their most recent course of treatment. Figures in italics indicate the base number of FP17s or Patient Questionnaire responses are less than 100. N/A is shown where the base number of responses is less than 10 during the period. % is calculated as Quantity/Base number*100

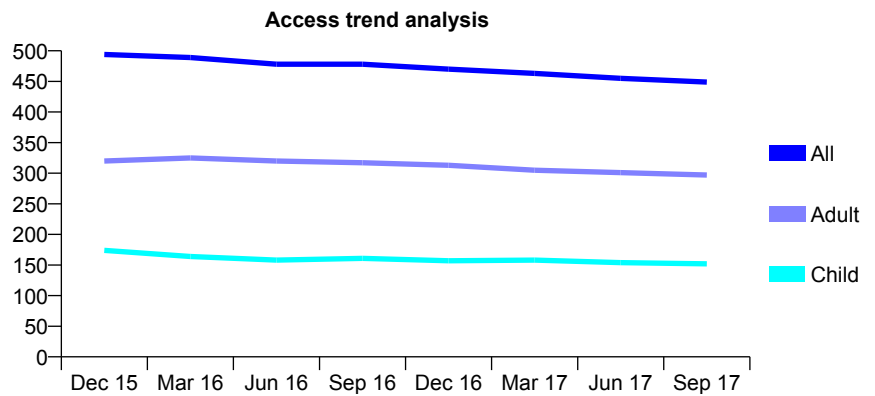
Q68 - Vital Signs At a Glance Contract Report for 178330/0001 - September 2017

Name or company name	Tangmere Dental Care Limited
Contract type name	GDS Contract
Purpose of contract	General
Contract start date	01/04/2011
Contract end date	

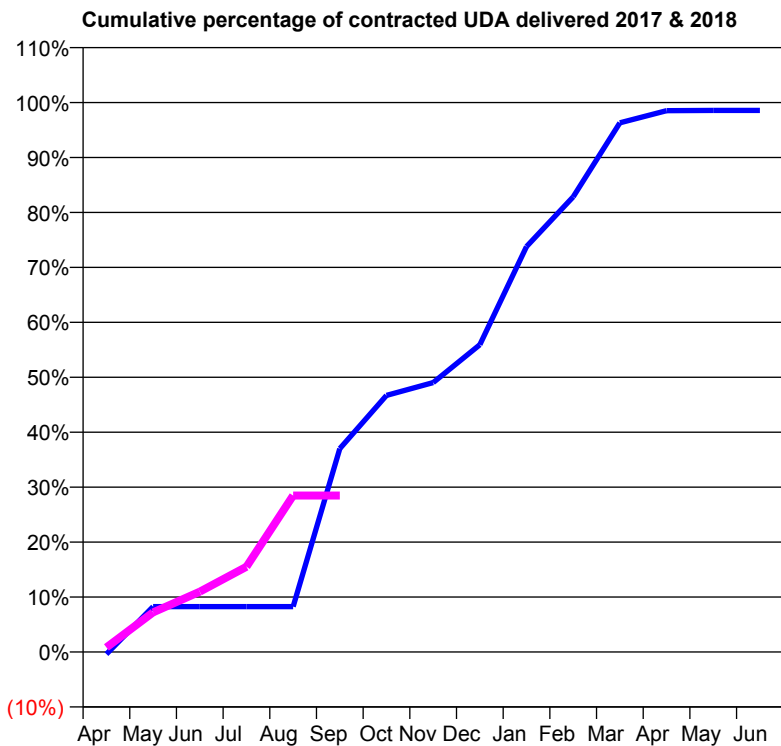
17/18 Contracted general activity (UDA)	1,960
Carry forward general activity (UDA)	0
17/18 Contracted orthodontic activity (UOA)	0
Carry forward orthodontic activity (UOA)	0
Baseline contract value	£53,317.22

ACCESS*

Patients seen in 24 months	Total	Change since previous quarter
Quarter ending September 2016	478	
Quarter ending December 2016	470	↓
Quarter ending March 2017	463	↓
Quarter ending June 2017	455	↓
Quarter ending September 2017	449	↓
Variance since September 2016	(6.1%)	↓



ACTIVITY



Month	Adjusted Scheduled Activity (UDA)	
	2017	2018
April	-8	17
May	162	141
June	162	215
July	162	304
August	162	558
September	726	558
October	915	
November	961	
December	1,096	
January	1,446	
February	1,623	
March	1,887	
April	1,931	
May	1,932	
June	1,932	

QUALITY

	Quantity	Base Number	Contract	AT	Region	England
% of FP17s for the same patient ID Re-attending within 3 months - Children	10	102	9.8%	9.3%	11.4%	11.9%
% of FP17s for the same patient ID Re-attending within 3 months - Adults	24	156	15.4%	15.0%	15.7%	15.9%
% of FP17s for the same patient ID Re-attending between 3 & 9 months - Children	70	102	68.6%	59.5%	60.6%	58.1%
% of FP17s for the same patient ID Re-attending between 3 & 9 months - Adults	91	156	58.3%	51.2%	52.0%	50.6%
% of FP17s for Band 1 Urgent Courses	30	244	12.3%	9.6%	9.6%	9.1%
% of FP17s Relating to Free Repair or Replacements	0	244	0.0%	0.6%	0.7%	0.8%
% of FP17s Relating to Continuations	1	244	0.4%	0.9%	1.0%	1.1%
% of Patients satisfied with the dentistry they have received	2	2	N/A	90.4%	91.6%	91.4%
% of Patients satisfied with the time they had to wait for an appointment	2	2	N/A	87.3%	87.9%	87.7%

* This is based on patients treated on this contract for their most recent course of treatment. Figures in italics indicate the base number of FP17s or Patient Questionnaire responses are less than 100. N/A is shown where the base number of responses is less than 10 during the period. % is calculated as Quantity/Base number*100

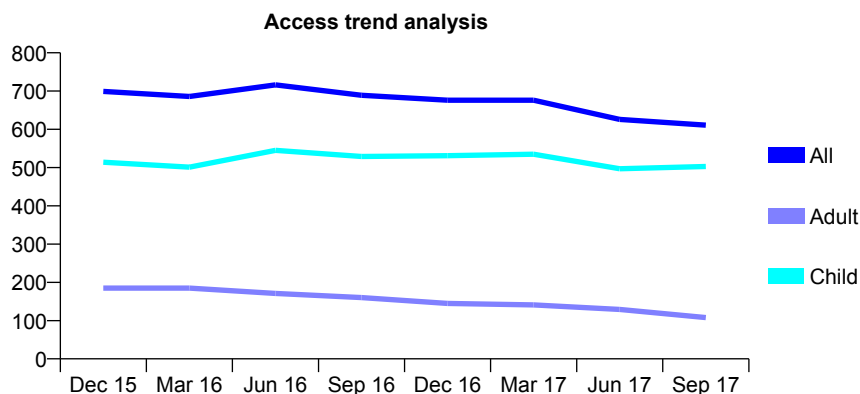
Q68 - Vital Signs At a Glance Contract Report for 178462/0002 - September 2017

Name or company name	IQ Orthodontics Ltd
Contract type name	GDS Contract
Purpose of contract	General
Contract start date	01/04/2014
Contract end date	

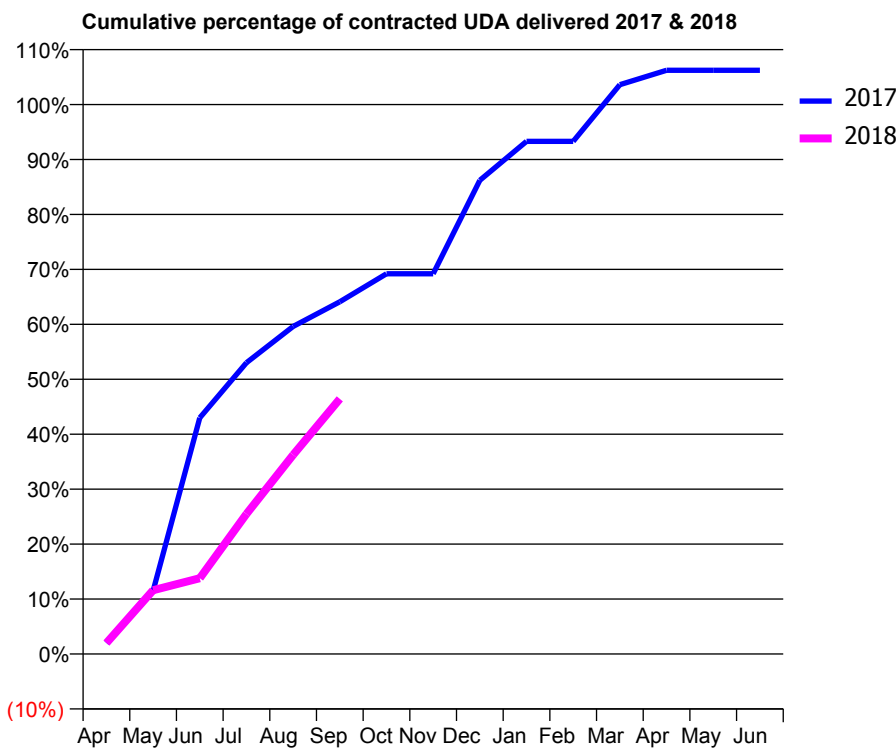
17/18 Contracted general activity (UDA)	1,000
Carry forward general activity (UDA)	-20
17/18 Contracted orthodontic activity (UOA)	0
Carry forward orthodontic activity (UOA)	0
Baseline contract value	£22,475.31

ACCESS*

Patients seen in 24 months	Total	Change since previous quarter
Quarter ending September 2016	689	
Quarter ending December 2016	676	↓
Quarter ending March 2017	676	→
Quarter ending June 2017	626	↓
Quarter ending September 2017	611	↓
Variance since September 2016	(11.3%)	↓



ACTIVITY



Adjusted Scheduled Activity (UDA)		
Month	2017	2018
April	20	20
May	115	116
June	430	138
July	530	255
August	596	362
September	641	464
October	692	
November	692	
December	862	
January	933	
February	933	
March	1,036	
April	1,062	
May	1,062	
June	1,062	

QUALITY

	Quantity	Base Number	Contract	AT	Region	England
% of FP17s for the same patient ID Re-attending within 3 months - Children	10	360	2.8%	9.3%	11.4%	11.9%
% of FP17s for the same patient ID Re-attending within 3 months - Adults	0	16	0.0%	15.0%	15.7%	15.9%
% of FP17s for the same patient ID Re-attending between 3 & 9 months - Children	202	360	56.1%	59.5%	60.6%	58.1%
% of FP17s for the same patient ID Re-attending between 3 & 9 months - Adults	3	16	18.8%	51.2%	52.0%	50.6%
% of FP17s for Band 1 Urgent Courses	2	358	0.6%	9.6%	9.6%	9.1%
% of FP17s Relating to Free Repair or Replacements	0	358	0.0%	0.6%	0.7%	0.8%
% of FP17s Relating to Continuations	0	358	0.0%	0.9%	1.0%	1.1%
% of Patients satisfied with the dentistry they have received	0	0	N/A	90.4%	91.6%	91.4%
% of Patients satisfied with the time they had to wait for an appointment	0	0	N/A	87.3%	87.9%	87.7%

* This is based on patients treated on this contract for their most recent course of treatment. Figures in italics indicate the base number of FP17s or Patient Questionnaire responses are less than 100. N/A is shown where the base number of responses is less than 10 during the period. % is calculated as Quantity/Base number*100

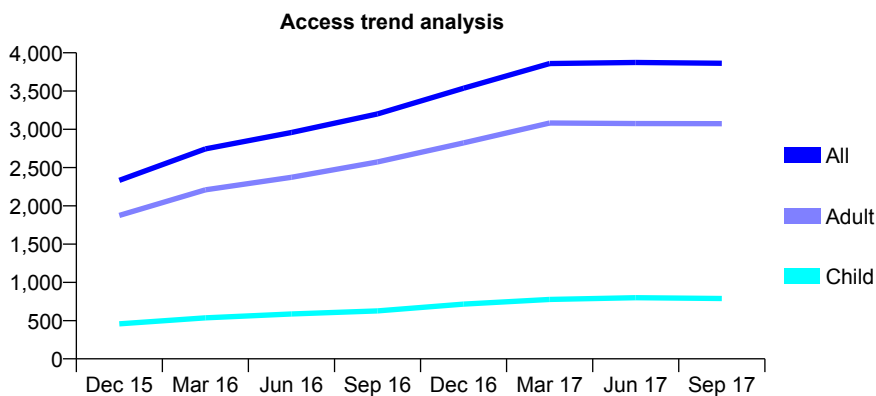
Q68 - Vital Signs At a Glance Contract Report for 178934/0001 - September 2017

Name or company name	Newholme Dental Practice
Contract type name	GDS Contract
Purpose of contract	General
Contract start date	01/01/2015
Contract end date	

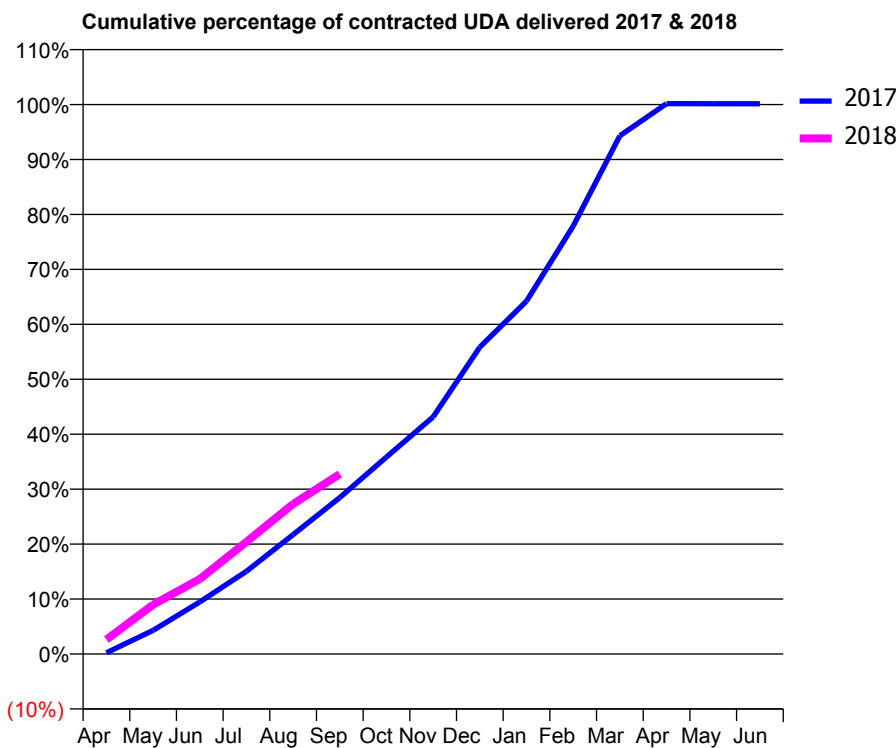
17/18 Contracted general activity (UDA)	13,635
Carry forward general activity (UDA)	-19
17/18 Contracted orthodontic activity (UOA)	0
Carry forward orthodontic activity (UOA)	0
Baseline contract value	£316,259.47

ACCESS*

Patients seen in 24 months	Total	Change since previous quarter
Quarter ending September 2016	3,200	
Quarter ending December 2016	3,538	↑
Quarter ending March 2017	3,859	↑
Quarter ending June 2017	3,874	→
Quarter ending September 2017	3,863	→
Variance since September 2016	20.7%	↑



ACTIVITY



Month	Adjusted Scheduled Activity (UDA)	
	2017	2018
April	30	360
May	586	1,227
June	1,291	1,862
July	2,052	2,785
August	2,962	3,724
September	3,883	4,464
October	4,887	
November	5,885	
December	7,615	
January	8,757	
February	10,621	
March	12,861	
April	13,657	
May	13,654	
June	13,654	

QUALITY

	Quantity	Base Number	Contract	AT	Region	England
% of FP17s for the same patient ID Re-attending within 3 months - Children	35	458	7.6%	9.3%	11.4%	11.9%
% of FP17s for the same patient ID Re-attending within 3 months - Adults	204	1,669	12.2%	15.0%	15.7%	15.9%
% of FP17s for the same patient ID Re-attending between 3 & 9 months - Children	262	458	57.2%	59.5%	60.6%	58.1%
% of FP17s for the same patient ID Re-attending between 3 & 9 months - Adults	894	1,669	53.6%	51.2%	52.0%	50.6%
% of FP17s for Band 1 Urgent Courses	138	1,868	7.4%	9.6%	9.6%	9.1%
% of FP17s Relating to Free Repair or Replacements	20	1,868	1.1%	0.6%	0.7%	0.8%
% of FP17s Relating to Continuations	3	1,868	0.2%	0.9%	1.0%	1.1%
% of Patients satisfied with the dentistry they have received	7	7	N/A	90.4%	91.6%	91.4%
% of Patients satisfied with the time they had to wait for an appointment	6	7	N/A	87.3%	87.9%	87.7%

* This is based on patients treated on this contract for their most recent course of treatment. Figures in italics indicate the base number of FP17s or Patient Questionnaire responses are less than 100. N/A is shown where the base number of responses is less than 10 during the period. % is calculated as Quantity/Base number*100

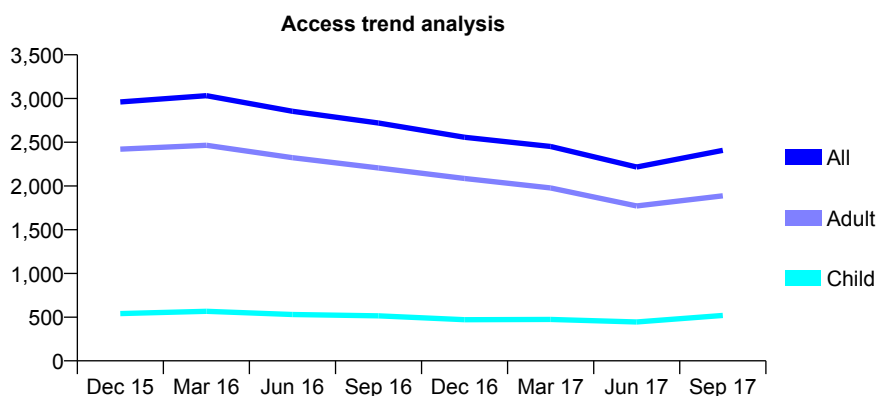
Q68 - Vital Signs At a Glance Contract Report for 179434/0001 - September 2017

Name or company name	Mr M Eyrumlu & Mr A Eyrumlu
Contract type name	GDS Contract
Purpose of contract	General
Contract start date	01/11/2010
Contract end date	

17/18 Contracted general activity (UDA)	11,052
Carry forward general activity (UDA)	173
17/18 Contracted orthodontic activity (UOA)	0
Carry forward orthodontic activity (UOA)	0
Baseline contract value	£267,702.08

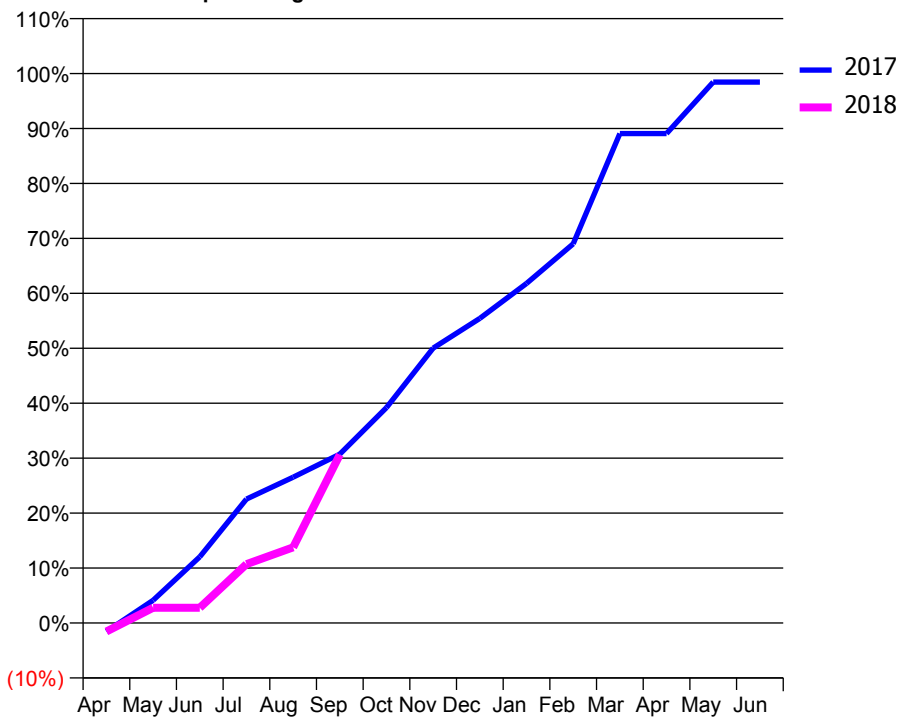
ACCESS*

Patients seen in 24 months	Total	Change since previous quarter
Quarter ending September 2016	2,720	
Quarter ending December 2016	2,556	↓
Quarter ending March 2017	2,451	↓
Quarter ending June 2017	2,216	↓
Quarter ending September 2017	2,408	↑
Variance since September 2016	(11.5%)	↓



ACTIVITY

Cumulative percentage of contracted UDA delivered 2017 & 2018



Month	Adjusted Scheduled Activity (UDA)	
	2017	2018
April	-174	-173
May	458	307
June	1,331	307
July	2,494	1,185
August	2,933	1,522
September	3,397	3,386
October	4,332	
November	5,530	
December	6,127	
January	6,831	
February	7,626	
March	9,845	
April	9,845	
May	10,878	
June	10,878	

QUALITY

	Quantity	Base Number	Contract	AT	Region	England
% of FP17s for the same patient ID Re-attending within 3 months - Children	32	333	9.6%	9.3%	11.4%	11.9%
% of FP17s for the same patient ID Re-attending within 3 months - Adults	204	1,129	18.1%	15.0%	15.7%	15.9%
% of FP17s for the same patient ID Re-attending between 3 & 9 months - Children	115	333	34.5%	59.5%	60.6%	58.1%
% of FP17s for the same patient ID Re-attending between 3 & 9 months - Adults	467	1,129	41.4%	51.2%	52.0%	50.6%
% of FP17s for Band 1 Urgent Courses	169	1,233	13.7%	9.6%	9.6%	9.1%
% of FP17s Relating to Free Repair or Replacements	18	1,233	1.5%	0.6%	0.7%	0.8%
% of FP17s Relating to Continuations	39	1,233	3.2%	0.9%	1.0%	1.1%
% of Patients satisfied with the dentistry they have received	3	4	N/A	90.4%	91.6%	91.4%
% of Patients satisfied with the time they had to wait for an appointment	2	4	N/A	87.3%	87.9%	87.7%

* This is based on patients treated on this contract for their most recent course of treatment. Figures in italics indicate the base number of FP17s or Patient Questionnaire responses are less than 100. N/A is shown where the base number of responses is less than 10 during the period. % is calculated as Quantity/Base number*100

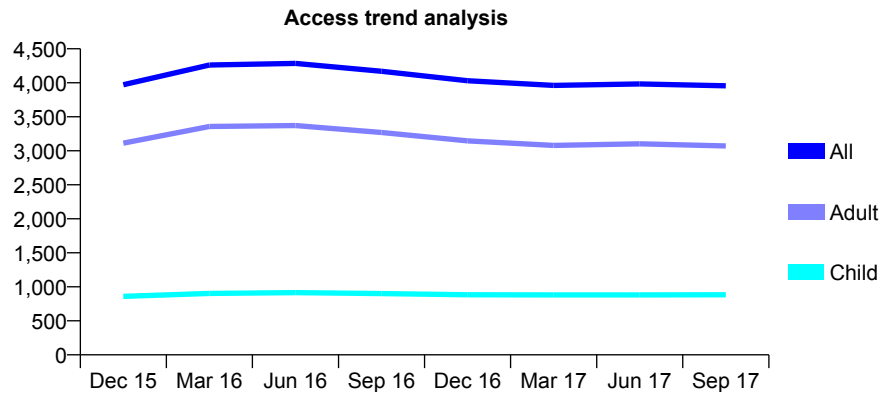
Q68 - Vital Signs At a Glance Contract Report for 179434/0002 - September 2017

Name or company name	Mr M Eyrumlu & Mr A Eyrumlu
Contract type name	GDS Contract
Purpose of contract	General
Contract start date	10/05/2014
Contract end date	

17/18 Contracted general activity (UDA)	14,350
Carry forward general activity (UDA)	-60
17/18 Contracted orthodontic activity (UOA)	0
Carry forward orthodontic activity (UOA)	0
Baseline contract value	£367,549.83

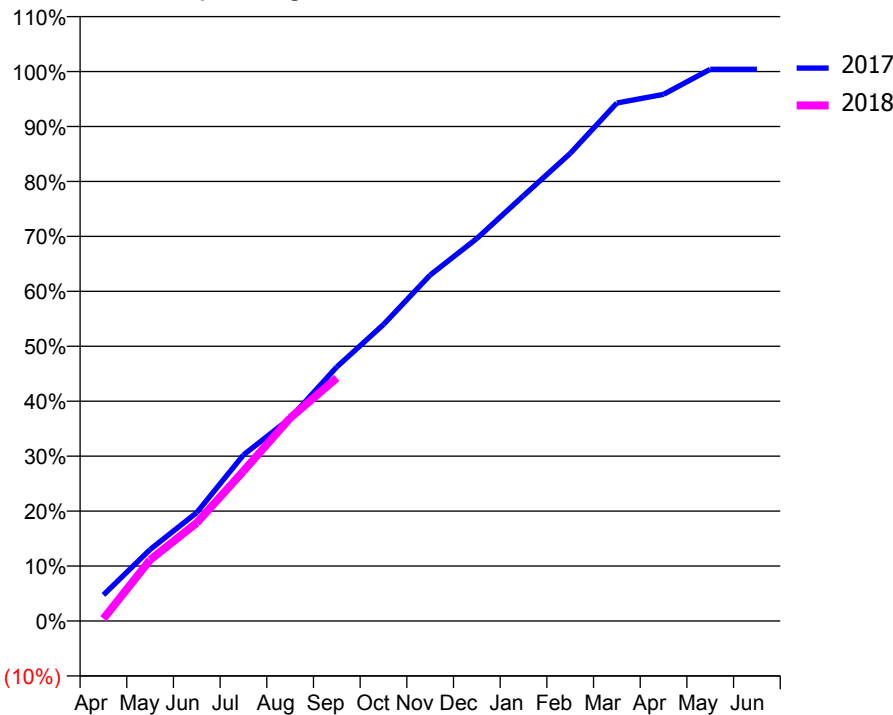
ACCESS*

Patients seen in 24 months	Total	Change since previous quarter
Quarter ending September 2016	4,169	
Quarter ending December 2016	4,030	↓
Quarter ending March 2017	3,961	↓
Quarter ending June 2017	3,984	→
Quarter ending September 2017	3,956	→
Variance since September 2016	(5.1%)	↓



ACTIVITY

Cumulative percentage of contracted UDA delivered 2017 & 2018



Month	Adjusted Scheduled Activity (UDA)	
	2017	2018
April	679	60
May	1,870	1,596
June	2,832	2,564
July	4,338	3,914
August	5,295	5,303
September	6,636	6,348
October	7,743	
November	9,035	
December	9,990	
January	11,108	
February	12,212	
March	13,527	
April	13,754	
May	14,409	
June	14,409	

QUALITY

	Quantity	Base Number	Contract	AT	Region	England
% of FP17s for the same patient ID Re-attending within 3 months - Children	35	670	5.2%	9.3%	11.4%	11.9%
% of FP17s for the same patient ID Re-attending within 3 months - Adults	366	2,162	16.9%	15.0%	15.7%	15.9%
% of FP17s for the same patient ID Re-attending between 3 & 9 months - Children	453	670	67.6%	59.5%	60.6%	58.1%
% of FP17s for the same patient ID Re-attending between 3 & 9 months - Adults	1,244	2,162	57.5%	51.2%	52.0%	50.6%
% of FP17s for Band 1 Urgent Courses	246	2,547	9.7%	9.6%	9.6%	9.1%
% of FP17s Relating to Free Repair or Replacements	10	2,547	0.4%	0.6%	0.7%	0.8%
% of FP17s Relating to Continuations	46	2,547	1.8%	0.9%	1.0%	1.1%
% of Patients satisfied with the dentistry they have received	12	12	100.0%	90.4%	91.6%	91.4%
% of Patients satisfied with the time they had to wait for an appointment	12	12	100.0%	87.3%	87.9%	87.7%

* This is based on patients treated on this contract for their most recent course of treatment. Figures in italics indicate the base number of FP17s or Patient Questionnaire responses are less than 100. N/A is shown where the base number of responses is less than 10 during the period. % is calculated as Quantity/Base number*100

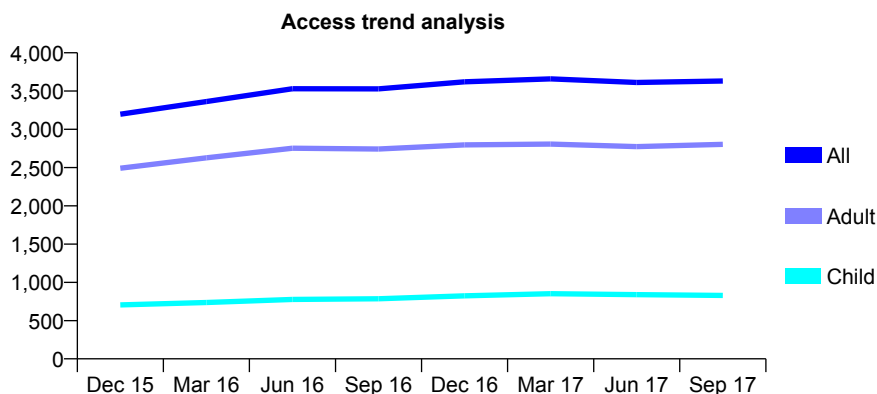
Q68 - Vital Signs At a Glance Contract Report for 179434/0003 - September 2017

Name or company name	Mr M Eyrumlu & Mr A Eyrumlu
Contract type name	GDS Contract
Purpose of contract	General
Contract start date	01/06/2014
Contract end date	

17/18 Contracted general activity (UDA)	17,500
Carry forward general activity (UDA)	546
17/18 Contracted orthodontic activity (UOA)	0
Carry forward orthodontic activity (UOA)	0
Baseline contract value	£469,717.09

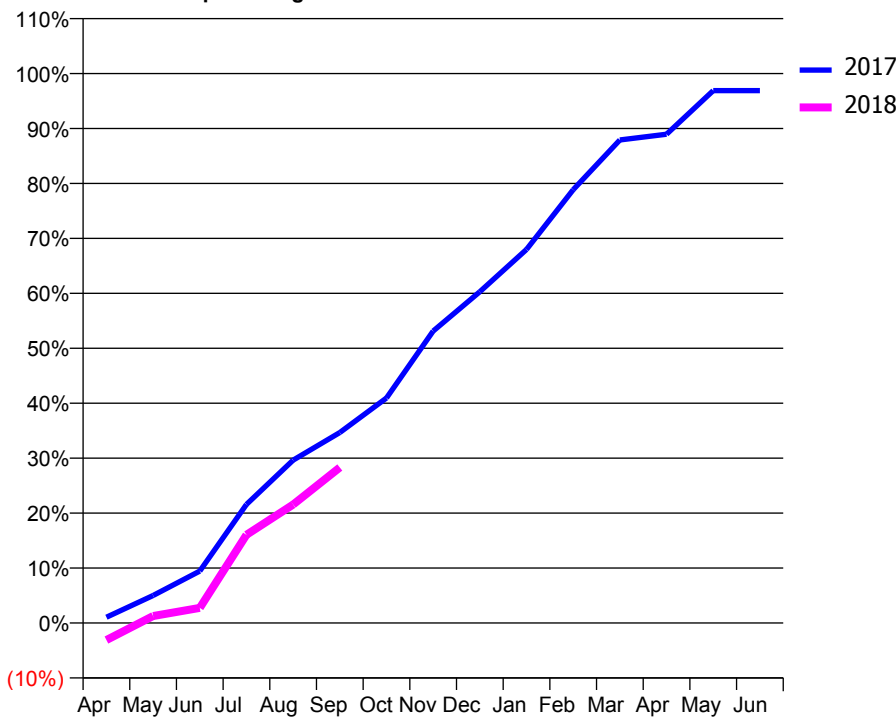
ACCESS*

Patients seen in 24 months	Total	Change since previous quarter
Quarter ending September 2016	3,528	
Quarter ending December 2016	3,621	↑
Quarter ending March 2017	3,659	→
Quarter ending June 2017	3,612	↓
Quarter ending September 2017	3,631	→
Variance since September 2016	2.9%	↑



ACTIVITY

Cumulative percentage of contracted UDA delivered 2017 & 2018



Month	Adjusted Scheduled Activity (UDA)	
	2017	2018
April	185	-546
May	875	225
June	1,653	484
July	3,776	2,810
August	5,189	3,772
September	6,066	4,955
October	7,168	
November	9,300	
December	10,550	
January	11,897	
February	13,800	
March	15,383	
April	15,567	
May	16,954	
June	16,954	

QUALITY

	Quantity	Base Number	Contract	AT	Region	England
% of FP17s for the same patient ID Re-attending within 3 months - Children	27	494	5.5%	9.3%	11.4%	11.9%
% of FP17s for the same patient ID Re-attending within 3 months - Adults	248	1,692	14.7%	15.0%	15.7%	15.9%
% of FP17s for the same patient ID Re-attending between 3 & 9 months - Children	298	494	60.3%	59.5%	60.6%	58.1%
% of FP17s for the same patient ID Re-attending between 3 & 9 months - Adults	899	1,692	53.1%	51.2%	52.0%	50.6%
% of FP17s for Band 1 Urgent Courses	134	1,872	7.2%	9.6%	9.6%	9.1%
% of FP17s Relating to Free Repair or Replacements	30	1,872	1.6%	0.6%	0.7%	0.8%
% of FP17s Relating to Continuations	57	1,872	3.0%	0.9%	1.0%	1.1%
% of Patients satisfied with the dentistry they have received	6	6	N/A	90.4%	91.6%	91.4%
% of Patients satisfied with the time they had to wait for an appointment	6	6	N/A	87.3%	87.9%	87.7%

* This is based on patients treated on this contract for their most recent course of treatment. Figures in italics indicate the base number of FP17s or Patient Questionnaire responses are less than 100. N/A is shown where the base number of responses is less than 10 during the period. % is calculated as Quantity/Base number*100

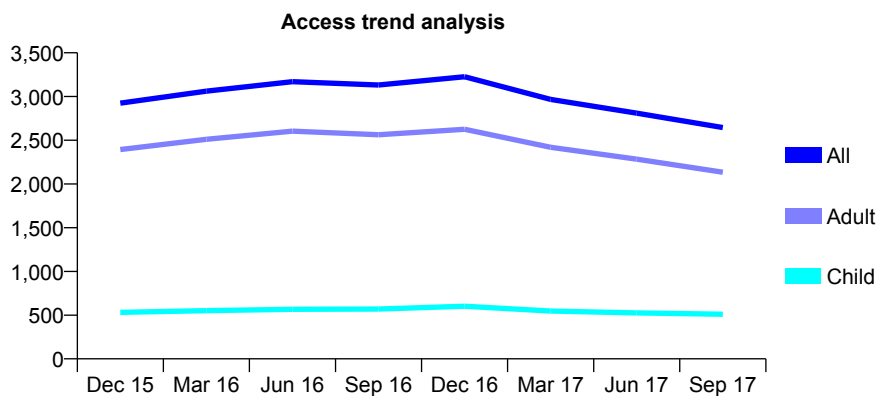
Q68 - Vital Signs At a Glance Contract Report for 179434/0004 - September 2017

Name or company name	Mr M Eyrumlu & Mr A Eyrumlu
Contract type name	GDS Contract
Purpose of contract	General
Contract start date	01/06/2014
Contract end date	

17/18 Contracted general activity (UDA)	13,369
Carry forward general activity (UDA)	-132
17/18 Contracted orthodontic activity (UOA)	0
Carry forward orthodontic activity (UOA)	0
Baseline contract value	£333,246.28

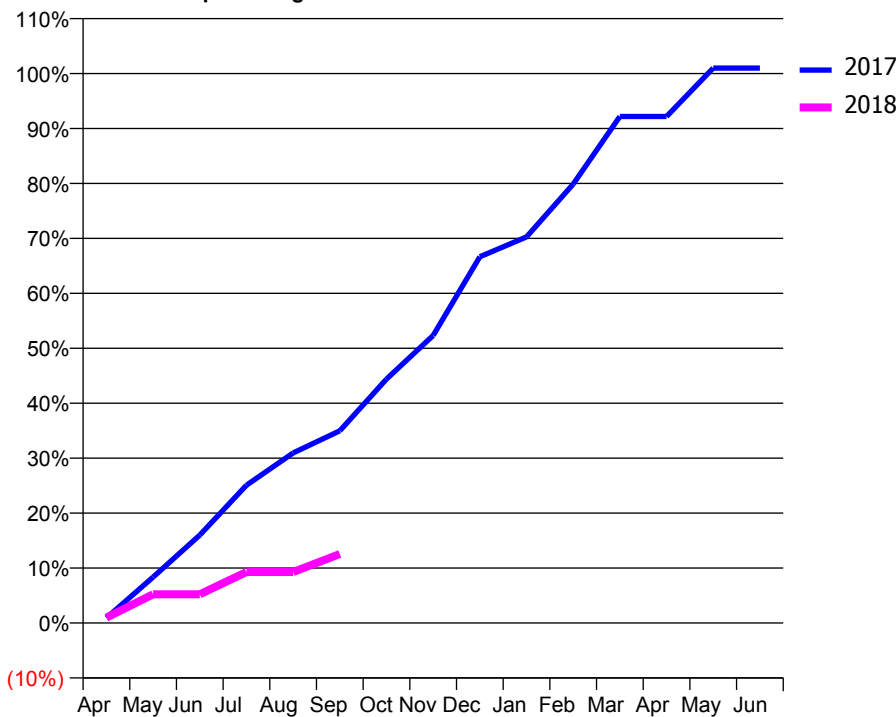
ACCESS*

Patients seen in 24 months	Total	Change since previous quarter
Quarter ending September 2016	3,132	
Quarter ending December 2016	3,226	↑
Quarter ending March 2017	2,967	↓
Quarter ending June 2017	2,810	↓
Quarter ending September 2017	2,645	↓
Variance since September 2016	(15.5%)	↓



ACTIVITY

Cumulative percentage of contracted UDA delivered 2017 & 2018



Month	Adjusted Scheduled Activity (UDA)	
	2017	2018
April	123	132
May	1,119	699
June	2,139	699
July	3,352	1,241
August	4,138	1,241
September	4,678	1,680
October	5,935	
November	6,997	
December	8,911	
January	9,394	
February	10,679	
March	12,323	
April	12,323	
May	13,501	
June	13,501	

QUALITY

	Quantity	Base Number	Contract	AT	Region	England
% of FP17s for the same patient ID Re-attending within 3 months - Children	4	158	2.5%	9.3%	11.4%	11.9%
% of FP17s for the same patient ID Re-attending within 3 months - Adults	79	770	10.3%	15.0%	15.7%	15.9%
% of FP17s for the same patient ID Re-attending between 3 & 9 months - Children	89	158	56.3%	59.5%	60.6%	58.1%
% of FP17s for the same patient ID Re-attending between 3 & 9 months - Adults	446	770	57.9%	51.2%	52.0%	50.6%
% of FP17s for Band 1 Urgent Courses	81	683	11.9%	9.6%	9.6%	9.1%
% of FP17s Relating to Free Repair or Replacements	3	683	0.4%	0.6%	0.7%	0.8%
% of FP17s Relating to Continuations	12	683	1.8%	0.9%	1.0%	1.1%
% of Patients satisfied with the dentistry they have received	3	3	N/A	90.4%	91.6%	91.4%
% of Patients satisfied with the time they had to wait for an appointment	3	3	N/A	87.3%	87.9%	87.7%

* This is based on patients treated on this contract for their most recent course of treatment. Figures in italics indicate the base number of FP17s or Patient Questionnaire responses are less than 100. N/A is shown where the base number of responses is less than 10 during the period. % is calculated as Quantity/Base number*100

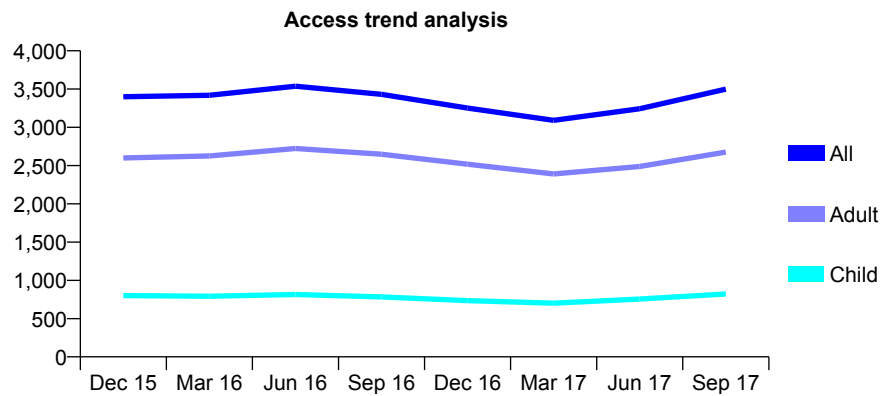
Q68 - Vital Signs At a Glance Contract Report for 179434/0005 - September 2017

Name or company name	Mr M Eyrumlu & Mr A Eyrumlu
Contract type name	GDS Contract
Purpose of contract	General
Contract start date	10/05/2014
Contract end date	

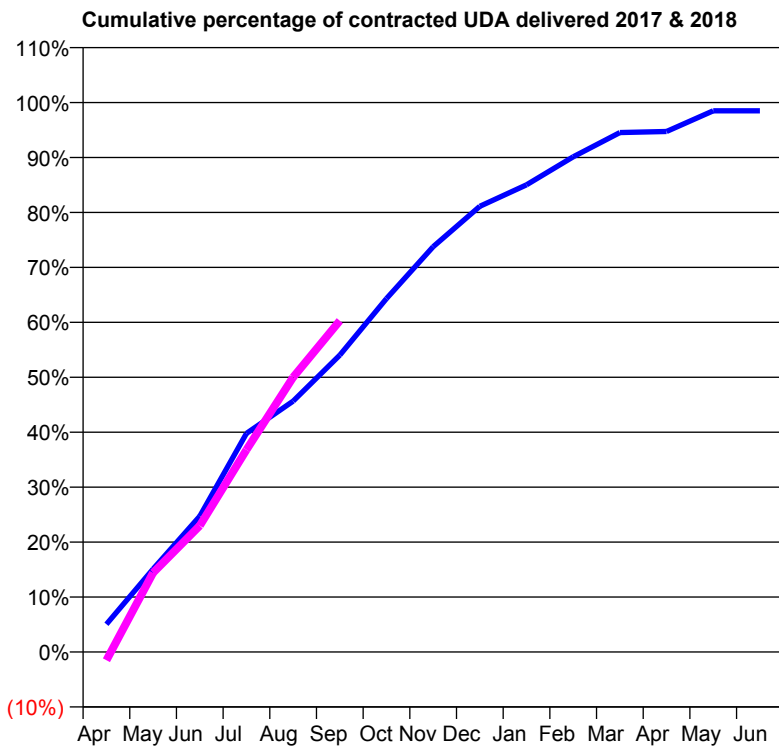
17/18 Contracted general activity (UDA)	14,000
Carry forward general activity (UDA)	211
17/18 Contracted orthodontic activity (UOA)	0
Carry forward orthodontic activity (UOA)	0
Baseline contract value	£382,751.05

ACCESS*

Patients seen in 24 months	Total	Change since previous quarter
Quarter ending September 2016	3,431	
Quarter ending December 2016	3,252	↓
Quarter ending March 2017	3,091	↓
Quarter ending June 2017	3,243	↑
Quarter ending September 2017	3,499	↑
Variance since September 2016	2.0%	→



ACTIVITY



Month	Adjusted Scheduled Activity (UDA)	
	2017	2018
April	708	-211
May	2,115	2,021
June	3,459	3,219
July	5,569	5,154
August	6,391	7,001
September	7,563	8,441
October	9,006	
November	10,326	
December	11,357	
January	11,904	
February	12,618	
March	13,236	
April	13,261	
May	13,788	
June	13,788	

QUALITY

	Quantity	Base Number	Contract	AT	Region	England
% of FP17s for the same patient ID Re-attending within 3 months - Children	49	687	7.1%	9.3%	11.4%	11.9%
% of FP17s for the same patient ID Re-attending within 3 months - Adults	301	1,919	15.7%	15.0%	15.7%	15.9%
% of FP17s for the same patient ID Re-attending between 3 & 9 months - Children	296	687	43.1%	59.5%	60.6%	58.1%
% of FP17s for the same patient ID Re-attending between 3 & 9 months - Adults	598	1,919	31.2%	51.2%	52.0%	50.6%
% of FP17s for Band 1 Urgent Courses	179	2,390	7.5%	9.6%	9.6%	9.1%
% of FP17s Relating to Free Repair or Replacements	22	2,390	0.9%	0.6%	0.7%	0.8%
% of FP17s Relating to Continuations	75	2,390	3.1%	0.9%	1.0%	1.1%
% of Patients satisfied with the dentistry they have received	8	9	N/A	90.4%	91.6%	91.4%
% of Patients satisfied with the time they had to wait for an appointment	8	9	N/A	87.3%	87.9%	87.7%

* This is based on patients treated on this contract for their most recent course of treatment. Figures in italics indicate the base number of FP17s or Patient Questionnaire responses are less than 100. N/A is shown where the base number of responses is less than 10 during the period. % is calculated as Quantity/Base number*100

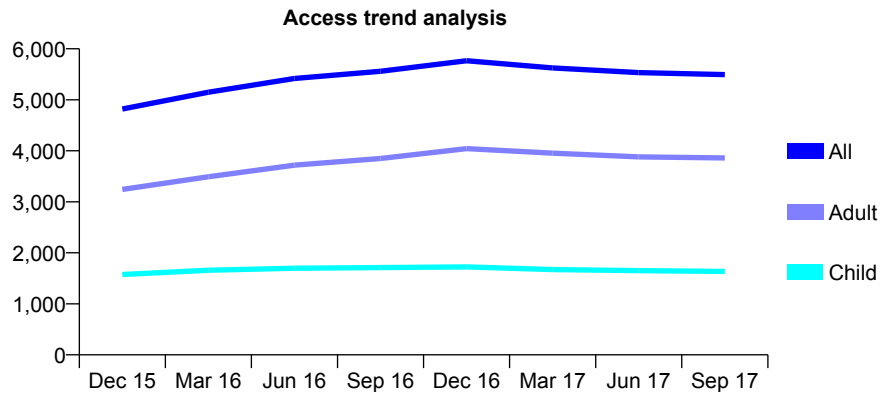
Q68 - Vital Signs At a Glance Contract Report for 179434/0006 - September 2017

Name or company name	Mr M Eyrumlu & Mr A Eyrumlu
Contract type name	GDS Contract
Purpose of contract	General
Contract start date	01/12/2014
Contract end date	

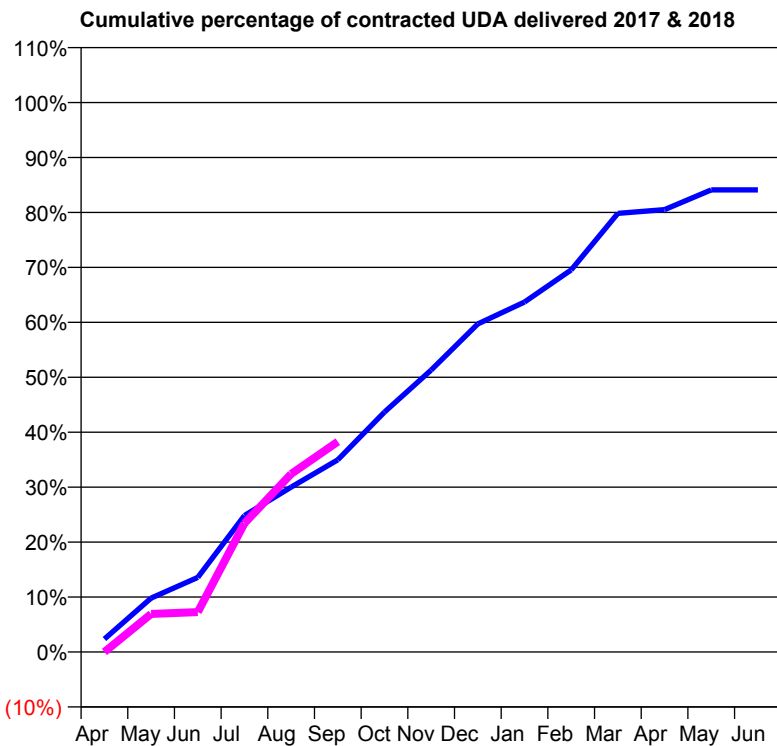
17/18 Contracted general activity (UDA)	16,022
Carry forward general activity (UDA)	0
17/18 Contracted orthodontic activity (UOA)	0
Carry forward orthodontic activity (UOA)	0
Baseline contract value	£430,767.71

ACCESS*

Patients seen in 24 months	Total	Change since previous quarter
Quarter ending September 2016	5,560	
Quarter ending December 2016	5,765	↑
Quarter ending March 2017	5,624	↓
Quarter ending June 2017	5,533	↓
Quarter ending September 2017	5,495	→
Variance since September 2016	(1.2%)	↓



ACTIVITY



Month	Adjusted Scheduled Activity (UDA)	
	2017	2018
April	380	0
May	1,571	1,110
June	2,177	1,166
July	3,978	3,754
August	4,809	5,194
September	5,606	6,135
October	6,998	
November	8,220	
December	9,566	
January	10,206	
February	11,140	
March	12,791	
April	12,900	
May	13,473	
June	13,473	

QUALITY

	Quantity	Base Number	Contract	AT	Region	England
% of FP17s for the same patient ID Re-attending within 3 months - Children	59	1,129	5.2%	9.3%	11.4%	11.9%
% of FP17s for the same patient ID Re-attending within 3 months - Adults	327	2,303	14.2%	15.0%	15.7%	15.9%
% of FP17s for the same patient ID Re-attending between 3 & 9 months - Children	596	1,129	52.8%	59.5%	60.6%	58.1%
% of FP17s for the same patient ID Re-attending between 3 & 9 months - Adults	1,028	2,303	44.6%	51.2%	52.0%	50.6%
% of FP17s for Band 1 Urgent Courses	332	3,109	10.7%	9.6%	9.6%	9.1%
% of FP17s Relating to Free Repair or Replacements	6	3,109	0.2%	0.6%	0.7%	0.8%
% of FP17s Relating to Continuations	12	3,109	0.4%	0.9%	1.0%	1.1%
% of Patients satisfied with the dentistry they have received	3	3	N/A	90.4%	91.6%	91.4%
% of Patients satisfied with the time they had to wait for an appointment	3	3	N/A	87.3%	87.9%	87.7%

* This is based on patients treated on this contract for their most recent course of treatment. Figures in italics indicate the base number of FP17s or Patient Questionnaire responses are less than 100. N/A is shown where the base number of responses is less than 10 during the period. % is calculated as Quantity/Base number*100

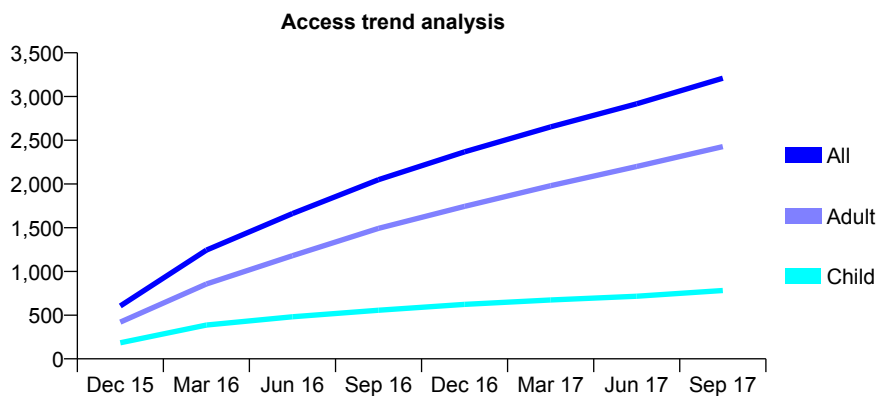
Q68 - Vital Signs At a Glance Contract Report for 179434/0007 - September 2017

Name or company name	Mr M Eyrumlu & Mr A Eyrumlu
Contract type name	GDS Contract
Purpose of contract	General
Contract start date	01/09/2015
Contract end date	

17/18 Contracted general activity (UDA)	12,631
Carry forward general activity (UDA)	0
17/18 Contracted orthodontic activity (UOA)	0
Carry forward orthodontic activity (UOA)	0
Baseline contract value	£326,850.28

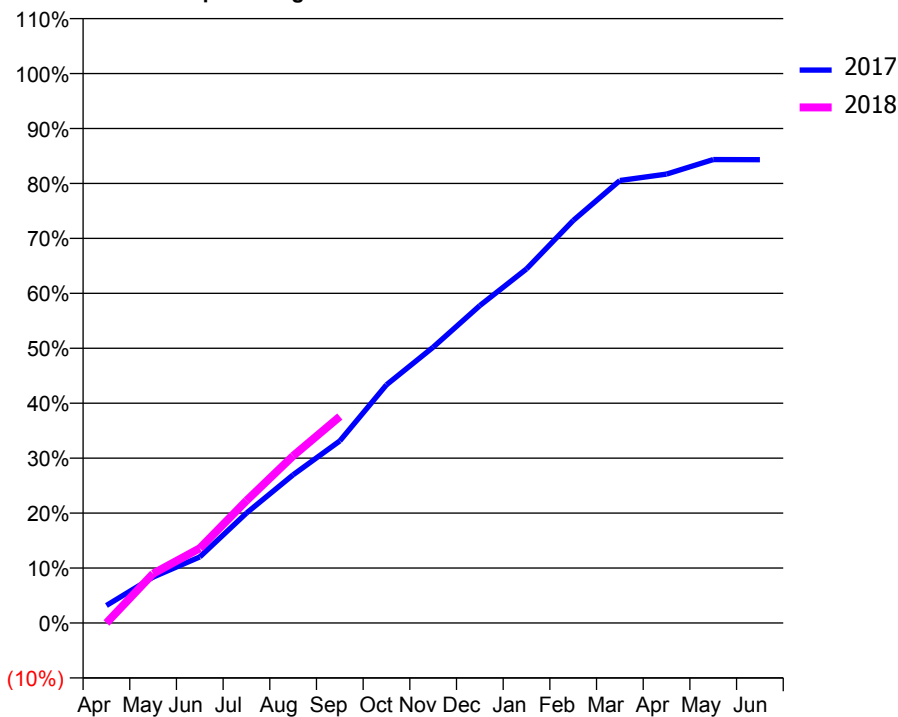
ACCESS*

Patients seen in 24 months	Total	Change since previous quarter
Quarter ending September 2016	2,049	
Quarter ending December 2016	2,367	↑
Quarter ending March 2017	2,653	↑
Quarter ending June 2017	2,916	↑
Quarter ending September 2017	3,209	↑
Variance since September 2016	56.6%	↑



ACTIVITY

Cumulative percentage of contracted UDA delivered 2017 & 2018



Month	Adjusted Scheduled Activity (UDA)	
	2017	2018
April	402	0
May	1,056	1,136
June	1,520	1,719
July	2,528	2,812
August	3,408	3,842
September	4,184	4,745
October	5,474	
November	6,340	
December	7,296	
January	8,140	
February	9,252	
March	10,173	
April	10,320	
May	10,654	
June	10,651	

QUALITY

	Quantity	Base Number	Contract	AT	Region	England
% of FP17s for the same patient ID Re-attending within 3 months - Children	49	524	9.4%	9.3%	11.4%	11.9%
% of FP17s for the same patient ID Re-attending within 3 months - Adults	234	1,436	16.3%	15.0%	15.7%	15.9%
% of FP17s for the same patient ID Re-attending between 3 & 9 months - Children	241	524	46.0%	59.5%	60.6%	58.1%
% of FP17s for the same patient ID Re-attending between 3 & 9 months - Adults	512	1,436	35.7%	51.2%	52.0%	50.6%
% of FP17s for Band 1 Urgent Courses	536	1,743	30.8%	9.6%	9.6%	9.1%
% of FP17s Relating to Free Repair or Replacements	10	1,743	0.6%	0.6%	0.7%	0.8%
% of FP17s Relating to Continuations	18	1,743	1.0%	0.9%	1.0%	1.1%
% of Patients satisfied with the dentistry they have received	2	3	N/A	90.4%	91.6%	91.4%
% of Patients satisfied with the time they had to wait for an appointment	2	3	N/A	87.3%	87.9%	87.7%

* This is based on patients treated on this contract for their most recent course of treatment. Figures in italics indicate the base number of FP17s or Patient Questionnaire responses are less than 100. N/A is shown where the base number of responses is less than 10 during the period. % is calculated as Quantity/Base number*100

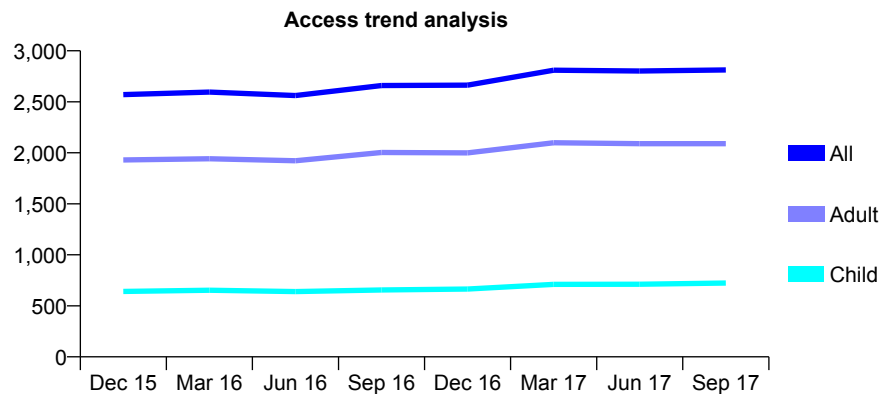
Q68 - Vital Signs At a Glance Contract Report for 179655/0001 - September 2017

Name or company name	S Oikonomou
Contract type name	GDS Contract
Purpose of contract	General
Contract start date	01/09/2012
Contract end date	

17/18 Contracted general activity (UDA)	9,106
Carry forward general activity (UDA)	-28
17/18 Contracted orthodontic activity (UOA)	0
Carry forward orthodontic activity (UOA)	0
Baseline contract value	£216,849.31

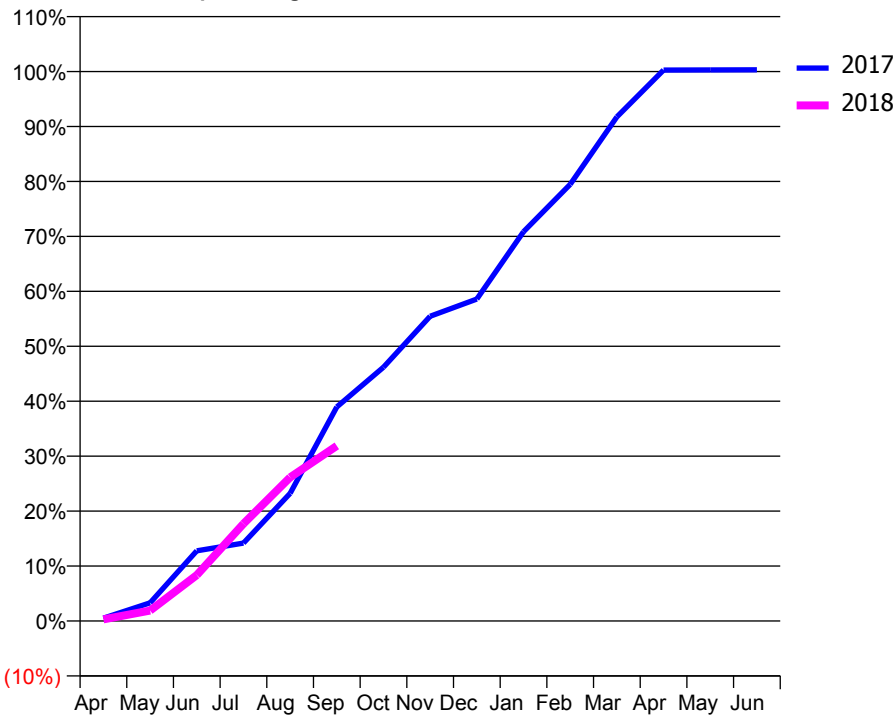
ACCESS*

Patients seen in 24 months	Total	Change since previous quarter
Quarter ending September 2016	2,659	
Quarter ending December 2016	2,664	→
Quarter ending March 2017	2,810	↑
Quarter ending June 2017	2,802	→
Quarter ending September 2017	2,813	→
Variance since September 2016	5.8%	↑



ACTIVITY

Cumulative percentage of contracted UDA delivered 2017 & 2018



Month	Adjusted Scheduled Activity (UDA)	
	2017	2018
April	48	28
May	303	173
June	1,163	762
July	1,292	1,613
August	2,116	2,381
September	3,549	2,902
October	4,207	
November	5,049	
December	5,336	
January	6,451	
February	7,235	
March	8,355	
April	9,129	
May	9,131	
June	9,133	

QUALITY

	Quantity	Base Number	Contract	AT	Region	England
% of FP17s for the same patient ID Re-attending within 3 months - Children	20	425	4.7%	9.3%	11.4%	11.9%
% of FP17s for the same patient ID Re-attending within 3 months - Adults	131	1,197	10.9%	15.0%	15.7%	15.9%
% of FP17s for the same patient ID Re-attending between 3 & 9 months - Children	257	425	60.5%	59.5%	60.6%	58.1%
% of FP17s for the same patient ID Re-attending between 3 & 9 months - Adults	689	1,197	57.6%	51.2%	52.0%	50.6%
% of FP17s for Band 1 Urgent Courses	87	1,292	6.7%	9.6%	9.6%	9.1%
% of FP17s Relating to Free Repair or Replacements	17	1,292	1.3%	0.6%	0.7%	0.8%
% of FP17s Relating to Continuations	2	1,292	0.2%	0.9%	1.0%	1.1%
% of Patients satisfied with the dentistry they have received	3	3	N/A	90.4%	91.6%	91.4%
% of Patients satisfied with the time they had to wait for an appointment	2	3	N/A	87.3%	87.9%	87.7%

* This is based on patients treated on this contract for their most recent course of treatment. Figures in italics indicate the base number of FP17s or Patient Questionnaire responses are less than 100. N/A is shown where the base number of responses is less than 10 during the period. % is calculated as Quantity/Base number*100

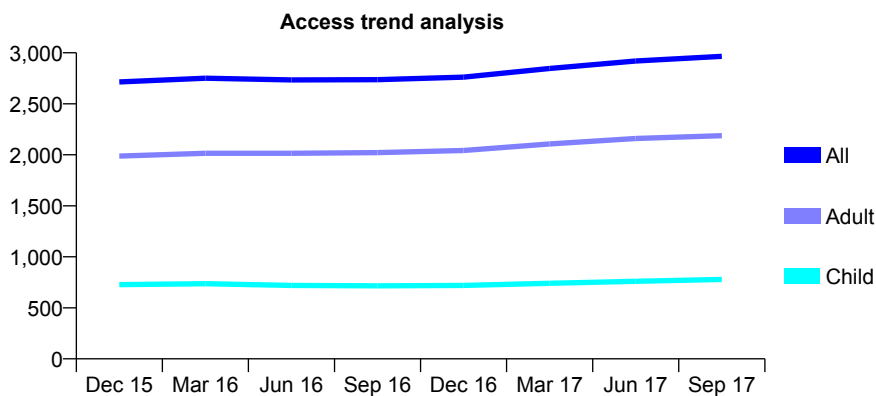
Q68 - Vital Signs At a Glance Contract Report for 180408/0001 - September 2017

Name or company name	Richard Johns Limited
Contract type name	GDS Contract
Purpose of contract	General
Contract start date	01/09/2011
Contract end date	

17/18 Contracted general activity (UDA)	10,342
Carry forward general activity (UDA)	11
17/18 Contracted orthodontic activity (UOA)	0
Carry forward orthodontic activity (UOA)	0
Baseline contract value	£286,357.26

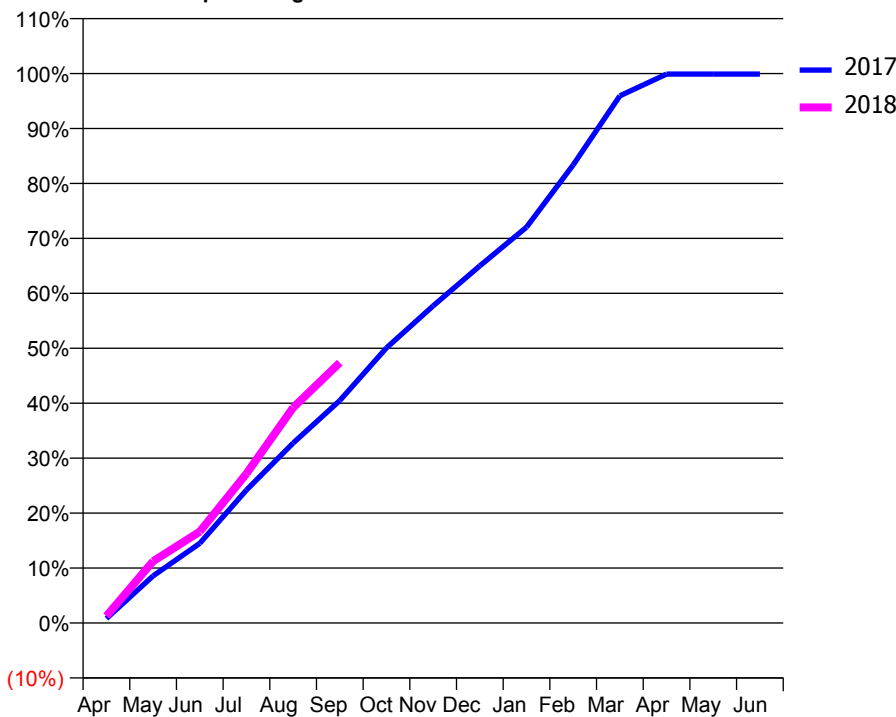
ACCESS*

Patients seen in 24 months	Total	Change since previous quarter
Quarter ending September 2016	2,737	
Quarter ending December 2016	2,761	→
Quarter ending March 2017	2,847	↑
Quarter ending June 2017	2,920	↑
Quarter ending September 2017	2,966	→
Variance since September 2016	8.4%	↑



ACTIVITY

Cumulative percentage of contracted UDA delivered 2017 & 2018



Adjusted Scheduled Activity (UDA)

Month	2017	2018
April	83	132
May	887	1,162
June	1,500	1,719
July	2,503	2,813
August	3,387	4,053
September	4,187	4,899
October	5,179	
November	5,969	
December	6,723	
January	7,449	
February	8,623	
March	9,922	
April	10,331	
May	10,330	
June	10,330	

QUALITY

	Quantity	Base Number	Contract	AT	Region	England
% of FP17s for the same patient ID Re-attending within 3 months - Children	29	596	4.9%	9.3%	11.4%	11.9%
% of FP17s for the same patient ID Re-attending within 3 months - Adults	172	1,441	11.9%	15.0%	15.7%	15.9%
% of FP17s for the same patient ID Re-attending between 3 & 9 months - Children	377	596	63.3%	59.5%	60.6%	58.1%
% of FP17s for the same patient ID Re-attending between 3 & 9 months - Adults	805	1,441	55.9%	51.2%	52.0%	50.6%
% of FP17s for Band 1 Urgent Courses	126	1,882	6.7%	9.6%	9.6%	9.1%
% of FP17s Relating to Free Repair or Replacements	16	1,882	0.9%	0.6%	0.7%	0.8%
% of FP17s Relating to Continuations	28	1,882	1.5%	0.9%	1.0%	1.1%
% of Patients satisfied with the dentistry they have received	2	2	N/A	90.4%	91.6%	91.4%
% of Patients satisfied with the time they had to wait for an appointment	2	2	N/A	87.3%	87.9%	87.7%

* This is based on patients treated on this contract for their most recent course of treatment. Figures in italics indicate the base number of FP17s or Patient Questionnaire responses are less than 100. N/A is shown where the base number of responses is less than 10 during the period. % is calculated as Quantity/Base number*100

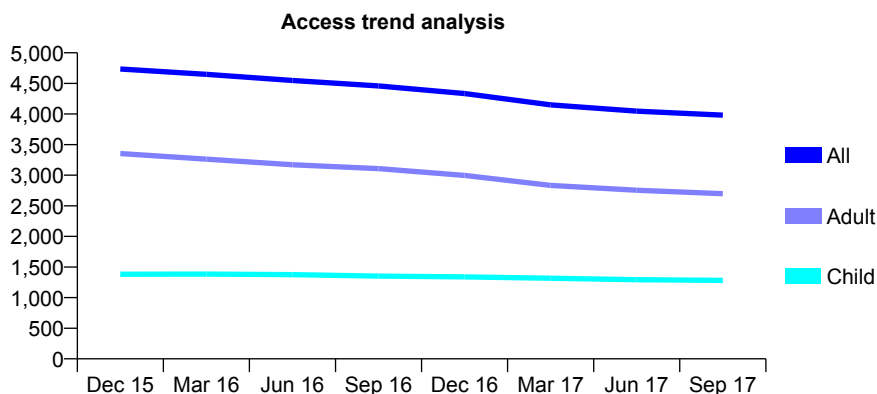
Q68 - Vital Signs At a Glance Contract Report for 182451/0001 - September 2017

Name or company name	Dentistree Horley Ltd
Contract type name	GDS Contract
Purpose of contract	General
Contract start date	01/12/2008
Contract end date	

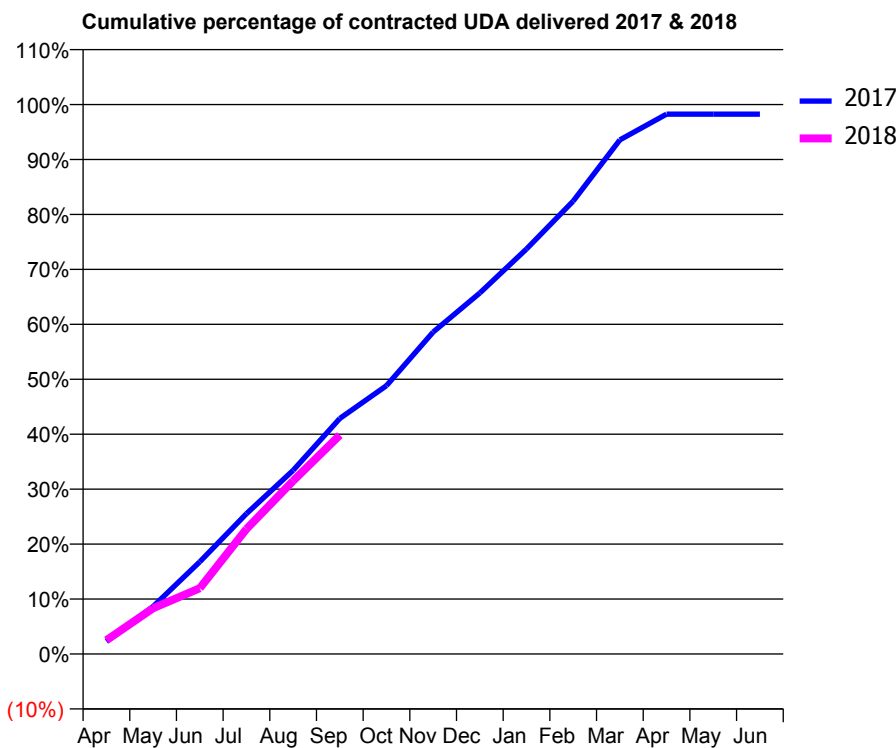
17/18 Contracted general activity (UDA)	11,250
Carry forward general activity (UDA)	197
17/18 Contracted orthodontic activity (UOA)	0
Carry forward orthodontic activity (UOA)	0
Baseline contract value	£303,201.21

ACCESS*

Patients seen in 24 months	Total	Change since previous quarter
Quarter ending September 2016	4,459	
Quarter ending December 2016	4,334	↓
Quarter ending March 2017	4,150	↓
Quarter ending June 2017	4,047	↓
Quarter ending September 2017	3,982	↓
Variance since September 2016	(10.7%)	↓



ACTIVITY



Adjusted Scheduled Activity (UDA)		
Month	2017	2018
April	257	282
May	974	938
June	1,887	1,349
July	2,874	2,558
August	3,762	3,544
September	4,823	4,480
October	5,495	
November	6,592	
December	7,392	
January	8,292	
February	9,273	
March	10,526	
April	11,053	
May	11,053	
June	11,053	

QUALITY

	Quantity	Base Number	Contract	AT	Region	England
% of FP17s for the same patient ID Re-attending within 3 months - Children	95	1,125	8.4%	9.3%	11.4%	11.9%
% of FP17s for the same patient ID Re-attending within 3 months - Adults	208	1,879	11.1%	15.0%	15.7%	15.9%
% of FP17s for the same patient ID Re-attending between 3 & 9 months - Children	782	1,125	69.5%	59.5%	60.6%	58.1%
% of FP17s for the same patient ID Re-attending between 3 & 9 months - Adults	1,174	1,879	62.5%	51.2%	52.0%	50.6%
% of FP17s for Band 1 Urgent Courses	235	2,758	8.5%	9.6%	9.6%	9.1%
% of FP17s Relating to Free Repair or Replacements	19	2,758	0.7%	0.6%	0.7%	0.8%
% of FP17s Relating to Continuations	23	2,758	0.8%	0.9%	1.0%	1.1%
% of Patients satisfied with the dentistry they have received	4	4	N/A	90.4%	91.6%	91.4%
% of Patients satisfied with the time they had to wait for an appointment	4	4	N/A	87.3%	87.9%	87.7%

* This is based on patients treated on this contract for their most recent course of treatment. Figures in italics indicate the base number of FP17s or Patient Questionnaire responses are less than 100. N/A is shown where the base number of responses is less than 10 during the period. % is calculated as Quantity/Base number*100

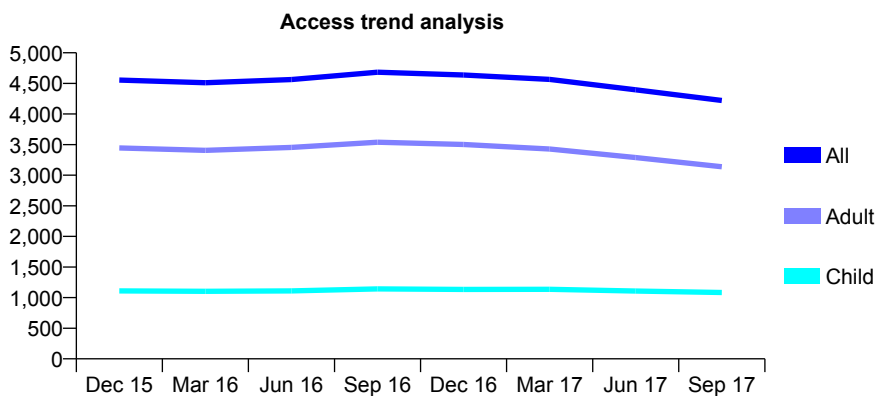
Q68 - Vital Signs At a Glance Contract Report for 185396/0001 - September 2017

Name or company name	Crowborough Dental Care Ltd
Contract type name	GDS Contract
Purpose of contract	General
Contract start date	21/01/2011
Contract end date	

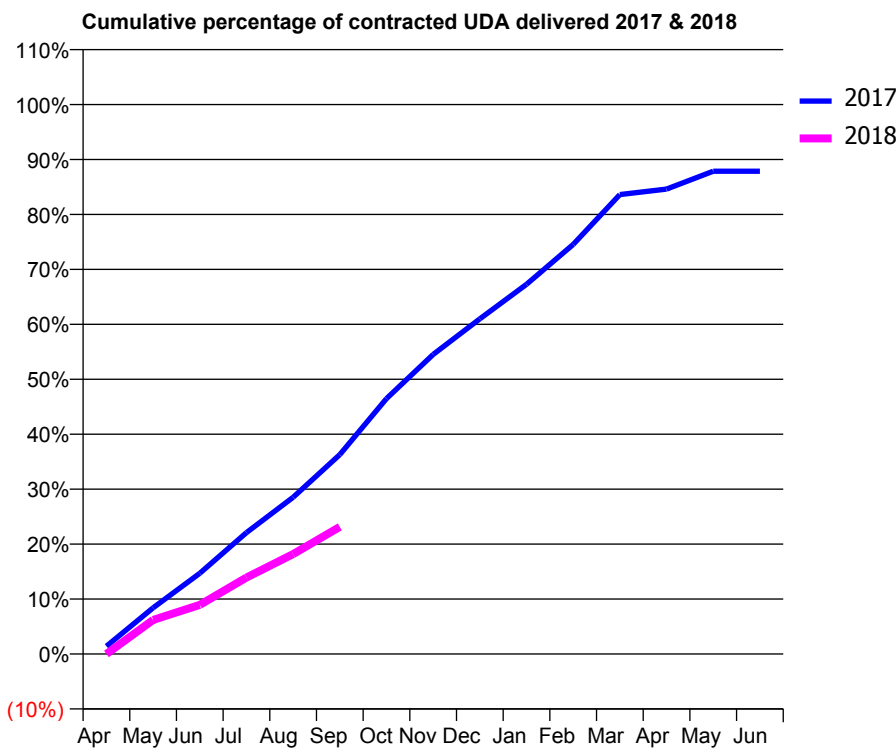
17/18 Contracted general activity (UDA)	15,692
Carry forward general activity (UDA)	0
17/18 Contracted orthodontic activity (UOA)	0
Carry forward orthodontic activity (UOA)	0
Baseline contract value	£387,993.19

ACCESS*

Patients seen in 24 months	Total	Change since previous quarter
Quarter ending September 2016	4,682	
Quarter ending December 2016	4,637	→
Quarter ending March 2017	4,565	↓
Quarter ending June 2017	4,395	↓
Quarter ending September 2017	4,222	↓
Variance since September 2016	(9.8%)	↓



ACTIVITY



Month	Adjusted Scheduled Activity (UDA)	
	2017	2018
April	224	0
May	1,321	974
June	2,305	1,405
July	3,466	2,185
August	4,477	2,854
September	5,694	3,632
October	7,295	
November	8,555	
December	9,571	
January	10,556	
February	11,697	
March	13,121	
April	13,277	
May	13,787	
June	13,787	

QUALITY

	Quantity	Base Number	Contract	AT	Region	England
% of FP17s for the same patient ID Re-attending within 3 months - Children	42	575	7.3%	9.3%	11.4%	11.9%
% of FP17s for the same patient ID Re-attending within 3 months - Adults	213	1,346	15.8%	15.0%	15.7%	15.9%
% of FP17s for the same patient ID Re-attending between 3 & 9 months - Children	282	575	49.0%	59.5%	60.6%	58.1%
% of FP17s for the same patient ID Re-attending between 3 & 9 months - Adults	607	1,346	45.1%	51.2%	52.0%	50.6%
% of FP17s for Band 1 Urgent Courses	212	1,651	12.8%	9.6%	9.6%	9.1%
% of FP17s Relating to Free Repair or Replacements	21	1,651	1.3%	0.6%	0.7%	0.8%
% of FP17s Relating to Continuations	27	1,651	1.6%	0.9%	1.0%	1.1%
% of Patients satisfied with the dentistry they have received	9	10	90.0%	90.4%	91.6%	91.4%
% of Patients satisfied with the time they had to wait for an appointment	9	10	90.0%	87.3%	87.9%	87.7%

* This is based on patients treated on this contract for their most recent course of treatment. Figures in italics indicate the base number of FP17s or Patient Questionnaire responses are less than 100. N/A is shown where the base number of responses is less than 10 during the period. % is calculated as Quantity/Base number*100

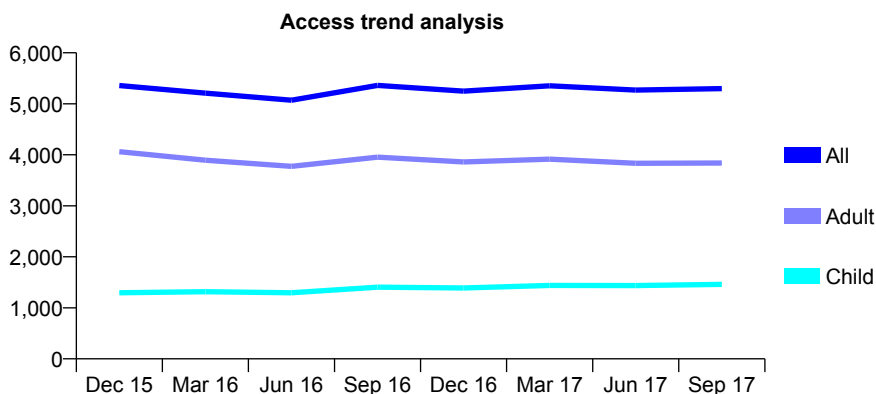
Q68 - Vital Signs At a Glance Contract Report for 185825/0001 - September 2017

Name or company name	Horsham Dental Care Ltd
Contract type name	GDS Contract
Purpose of contract	General
Contract start date	01/11/2007
Contract end date	

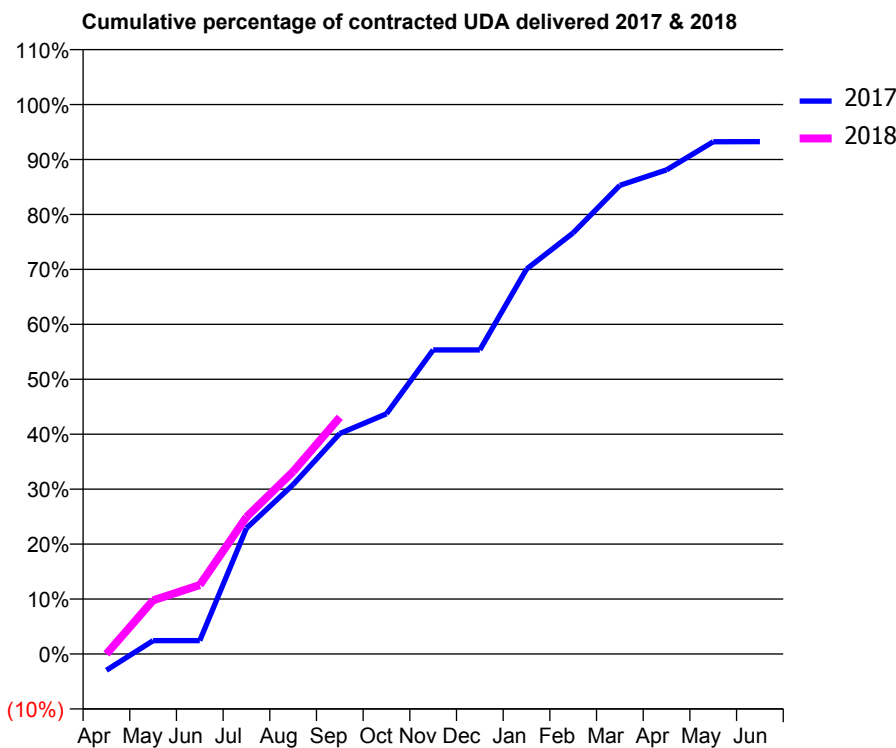
17/18 Contracted general activity (UDA)	14,482
Carry forward general activity (UDA)	0
17/18 Contracted orthodontic activity (UOA)	0
Carry forward orthodontic activity (UOA)	0
Baseline contract value	£381,408.79

ACCESS*

Patients seen in 24 months	Total	Change since previous quarter
Quarter ending September 2016	5,361	
Quarter ending December 2016	5,249	↓
Quarter ending March 2017	5,354	↑
Quarter ending June 2017	5,269	↓
Quarter ending September 2017	5,299	→
Variance since September 2016	(1.2%)	↓



ACTIVITY



Month	Adjusted Scheduled Activity (UDA)	
	2017	2018
April	-431	0
May	354	1,414
June	354	1,817
July	3,317	3,610
August	4,465	4,808
September	5,812	6,239
October	6,331	
November	8,014	
December	8,014	
January	10,146	
February	11,101	
March	12,349	
April	12,758	
May	13,502	
June	13,503	

QUALITY

	Quantity	Base Number	Contract	AT	Region	England
% of FP17s for the same patient ID Re-attending within 3 months - Children	43	770	5.6%	9.3%	11.4%	11.9%
% of FP17s for the same patient ID Re-attending within 3 months - Adults	260	1,839	14.1%	15.0%	15.7%	15.9%
% of FP17s for the same patient ID Re-attending between 3 & 9 months - Children	384	770	49.9%	59.5%	60.6%	58.1%
% of FP17s for the same patient ID Re-attending between 3 & 9 months - Adults	700	1,839	38.1%	51.2%	52.0%	50.6%
% of FP17s for Band 1 Urgent Courses	195	2,243	8.7%	9.6%	9.6%	9.1%
% of FP17s Relating to Free Repair or Replacements	28	2,243	1.2%	0.6%	0.7%	0.8%
% of FP17s Relating to Continuations	45	2,243	2.0%	0.9%	1.0%	1.1%
% of Patients satisfied with the dentistry they have received	5	9	N/A	90.4%	91.6%	91.4%
% of Patients satisfied with the time they had to wait for an appointment	6	9	N/A	87.3%	87.9%	87.7%

* This is based on patients treated on this contract for their most recent course of treatment. Figures in italics indicate the base number of FP17s or Patient Questionnaire responses are less than 100. N/A is shown where the base number of responses is less than 10 during the period. % is calculated as Quantity/Base number*100

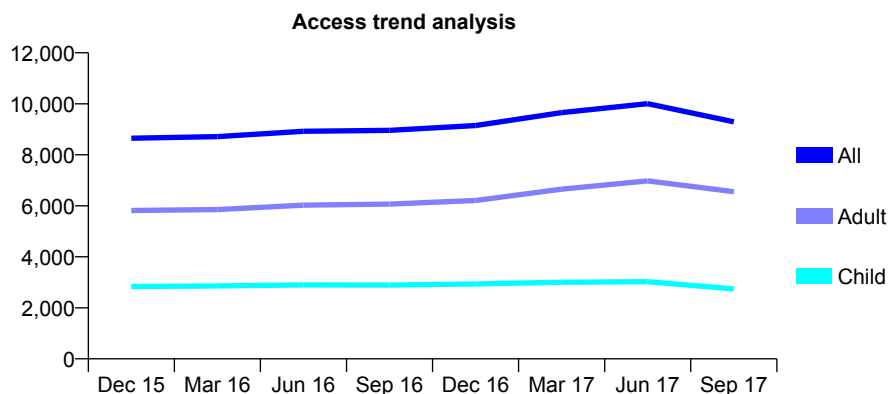
Q68 - Vital Signs At a Glance Contract Report for 186031/0001 - September 2017

Name or company name	Holbrook Practice Ltd
Contract type name	GDS Contract
Purpose of contract	General
Contract start date	01/04/2010
Contract end date	

17/18 Contracted general activity (UDA)	25,652
Carry forward general activity (UDA)	-482
17/18 Contracted orthodontic activity (UOA)	0
Carry forward orthodontic activity (UOA)	0
Baseline contract value	£652,173.91

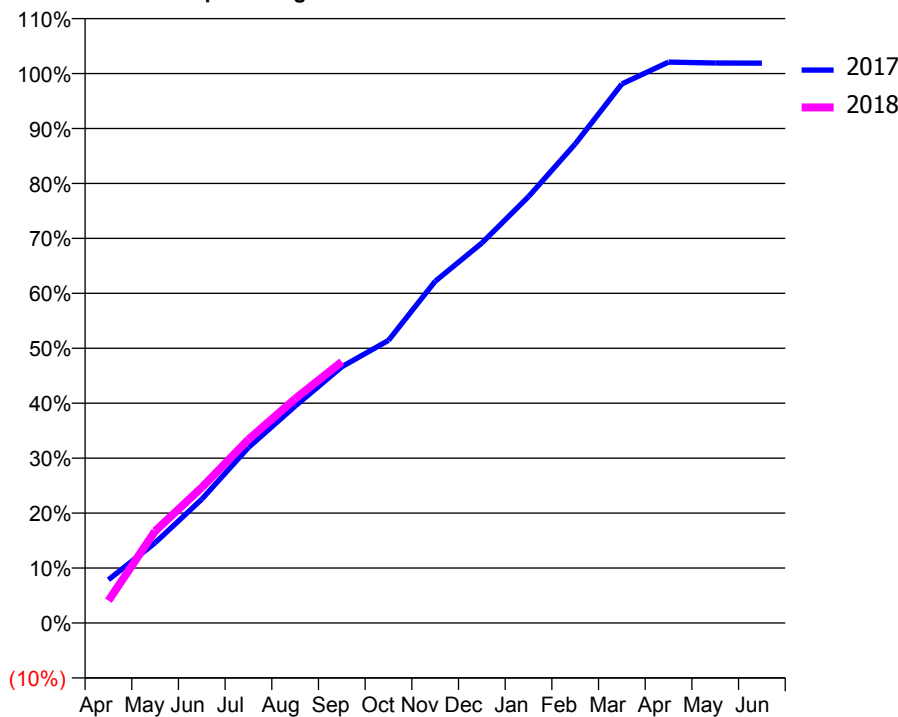
ACCESS*

Patients seen in 24 months	Total	Change since previous quarter
Quarter ending September 2016	8,962	
Quarter ending December 2016	9,148	↑
Quarter ending March 2017	9,657	↑
Quarter ending June 2017	10,004	↑
Quarter ending September 2017	9,293	↓
Variance since September 2016	3.7%	↑



ACTIVITY

Cumulative percentage of contracted UDA delivered 2017 & 2018



Month	Adjusted Scheduled Activity (UDA)	
	2017	2018
April	2,021	1,045
May	3,742	4,292
June	5,782	6,328
July	8,196	8,566
August	10,126	10,467
September	11,959	12,198
October	13,194	
November	15,948	
December	17,740	
January	19,904	
February	22,363	
March	25,164	
April	26,185	
May	26,139	
June	26,134	

QUALITY

	Quantity	Base Number	Contract	AT	Region	England
% of FP17s for the same patient ID Re-attending within 3 months - Children	108	2,032	5.3%	9.3%	11.4%	11.9%
% of FP17s for the same patient ID Re-attending within 3 months - Adults	537	4,683	11.5%	15.0%	15.7%	15.9%
% of FP17s for the same patient ID Re-attending between 3 & 9 months - Children	1,152	2,032	56.7%	59.5%	60.6%	58.1%
% of FP17s for the same patient ID Re-attending between 3 & 9 months - Adults	2,171	4,683	46.4%	51.2%	52.0%	50.6%
% of FP17s for Band 1 Urgent Courses	508	6,097	8.3%	9.6%	9.6%	9.1%
% of FP17s Relating to Free Repair or Replacements	33	6,097	0.5%	0.6%	0.7%	0.8%
% of FP17s Relating to Continuations	45	6,097	0.7%	0.9%	1.0%	1.1%
% of Patients satisfied with the dentistry they have received	16	18	88.9%	90.4%	91.6%	91.4%
% of Patients satisfied with the time they had to wait for an appointment	17	18	94.4%	87.3%	87.9%	87.7%

* This is based on patients treated on this contract for their most recent course of treatment. Figures in italics indicate the base number of FP17s or Patient Questionnaire responses are less than 100. N/A is shown where the base number of responses is less than 10 during the period. % is calculated as Quantity/Base number*100

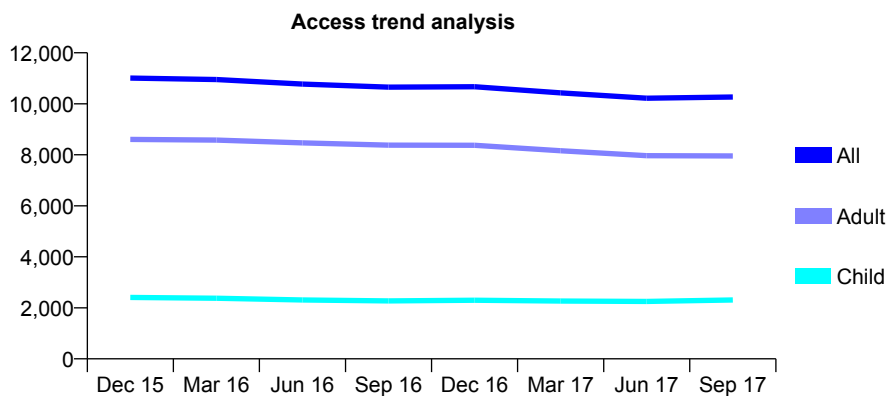
Q68 - Vital Signs At a Glance Contract Report for 186643/0002 - September 2017

Name or company name	Moat Road Dental Care
Contract type name	GDS Contract
Purpose of contract	General
Contract start date	01/09/2008
Contract end date	

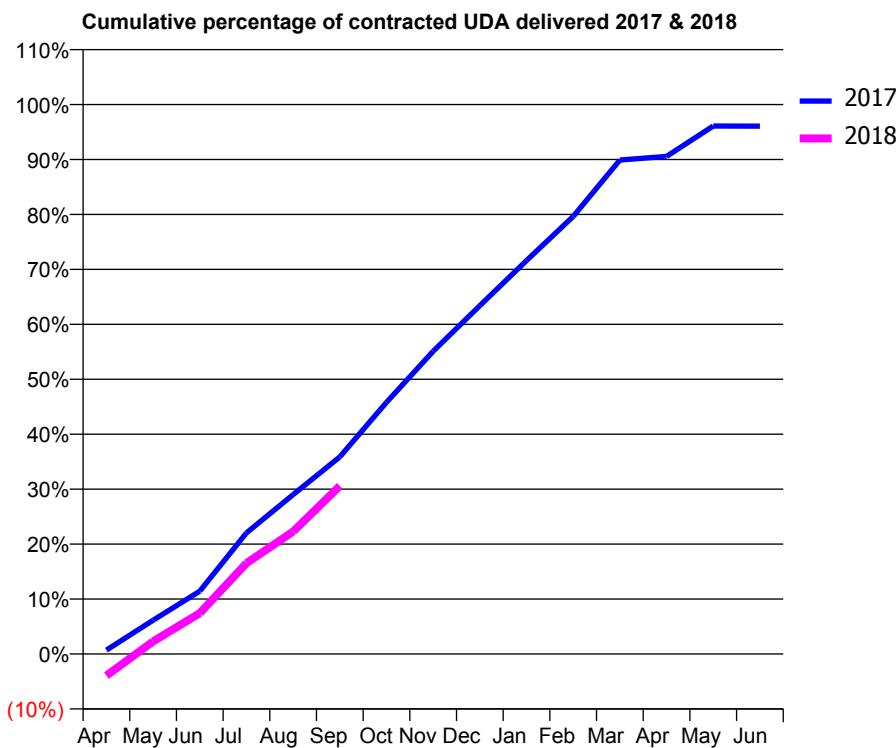
17/18 Contracted general activity (UDA)	37,171
Carry forward general activity (UDA)	1,462
17/18 Contracted orthodontic activity (UOA)	0
Carry forward orthodontic activity (UOA)	0
Baseline contract value	£902,373.87

ACCESS*

Patients seen in 24 months	Total	Change since previous quarter
Quarter ending September 2016	10,653	
Quarter ending December 2016	10,671	→
Quarter ending March 2017	10,429	↓
Quarter ending June 2017	10,217	↓
Quarter ending September 2017	10,267	→
Variance since September 2016	(3.6%)	↓



ACTIVITY



Month	Adjusted Scheduled Activity (UDA)	
	2017	2018
April	269	-1,462
May	2,288	851
June	4,257	2,764
July	8,199	6,148
August	10,784	8,284
September	13,334	11,370
October	17,022	
November	20,485	
December	23,561	
January	26,616	
February	29,599	
March	33,413	
April	33,658	
May	35,714	
June	35,709	

QUALITY

	Quantity	Base Number	Contract	AT	Region	England
% of FP17s for the same patient ID Re-attending within 3 months - Children	102	1,533	6.7%	9.3%	11.4%	11.9%
% of FP17s for the same patient ID Re-attending within 3 months - Adults	694	4,637	15.0%	15.0%	15.7%	15.9%
% of FP17s for the same patient ID Re-attending between 3 & 9 months - Children	910	1,533	59.4%	59.5%	60.6%	58.1%
% of FP17s for the same patient ID Re-attending between 3 & 9 months - Adults	2,378	4,637	51.3%	51.2%	52.0%	50.6%
% of FP17s for Band 1 Urgent Courses	438	5,468	8.0%	9.6%	9.6%	9.1%
% of FP17s Relating to Free Repair or Replacements	63	5,468	1.2%	0.6%	0.7%	0.8%
% of FP17s Relating to Continuations	196	5,468	3.6%	0.9%	1.0%	1.1%
% of Patients satisfied with the dentistry they have received	11	18	61.1%	90.4%	91.6%	91.4%
% of Patients satisfied with the time they had to wait for an appointment	14	18	77.8%	87.3%	87.9%	87.7%

* This is based on patients treated on this contract for their most recent course of treatment. Figures in italics indicate the base number of FP17s or Patient Questionnaire responses are less than 100. N/A is shown where the base number of responses is less than 10 during the period. % is calculated as Quantity/Base number*100

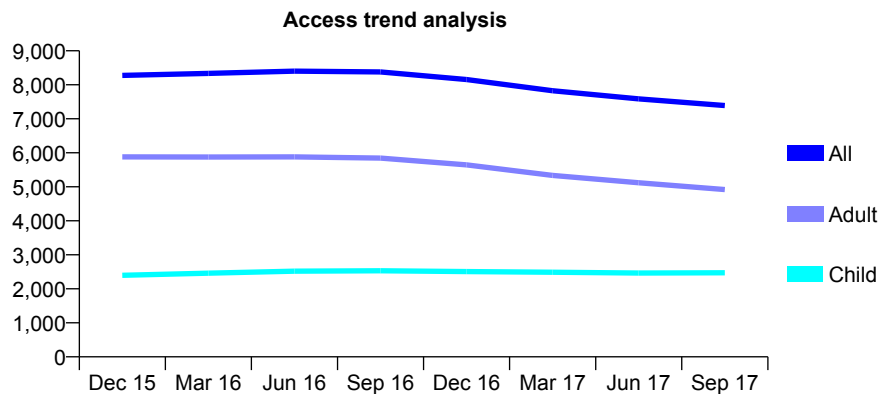
Q68 - Vital Signs At a Glance Contract Report for 188255/0001 - September 2017

Name or company name	Mr A Vaidya and Mrs S Vaidya
Contract type name	GDS Contract
Purpose of contract	General
Contract start date	15/12/2008
Contract end date	

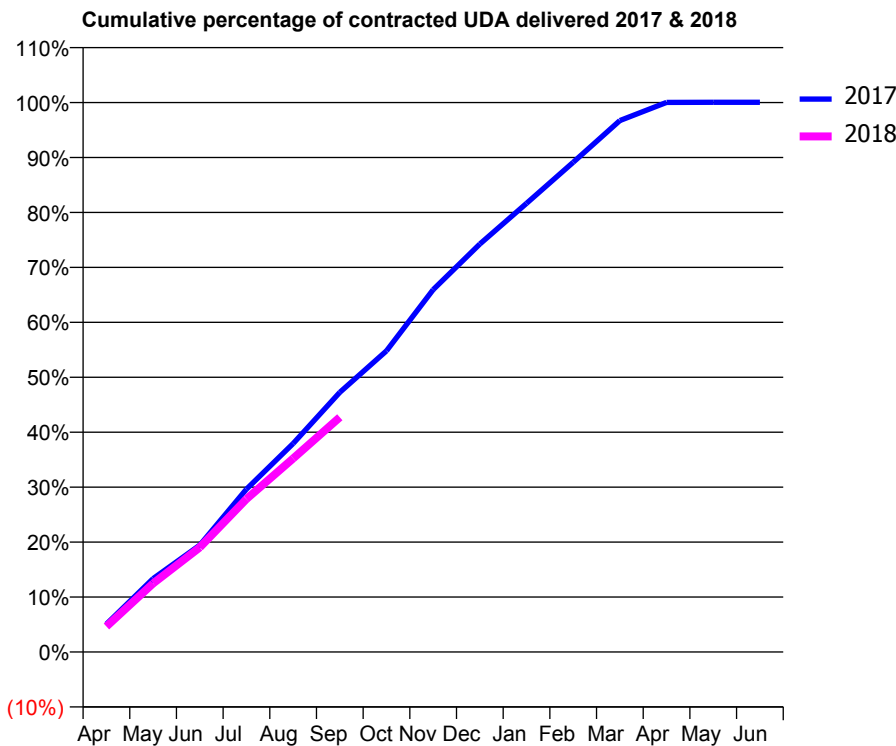
17/18 Contracted general activity (UDA)	14,000
Carry forward general activity (UDA)	-5
17/18 Contracted orthodontic activity (UOA)	0
Carry forward orthodontic activity (UOA)	0
Baseline contract value	£377,876.20

ACCESS*

Patients seen in 24 months	Total	Change since previous quarter
Quarter ending September 2016	8,377	
Quarter ending December 2016	8,154	↓
Quarter ending March 2017	7,824	↓
Quarter ending June 2017	7,585	↓
Quarter ending September 2017	7,391	↓
Variance since September 2016	(11.8%)	↓



ACTIVITY



Month	Adjusted Scheduled Activity (UDA)	
	2017	2018
April	711	652
May	1,869	1,748
June	2,723	2,665
July	4,150	3,897
August	5,312	4,931
September	6,616	5,981
October	7,674	
November	9,232	
December	10,393	
January	11,429	
February	12,476	
March	13,541	
April	14,001	
May	14,004	
June	14,004	

QUALITY

	Quantity	Base Number	Contract	AT	Region	England
% of FP17s for the same patient ID Re-attending within 3 months - Children	124	1,734	7.2%	9.3%	11.4%	11.9%
% of FP17s for the same patient ID Re-attending within 3 months - Adults	345	2,637	13.1%	15.0%	15.7%	15.9%
% of FP17s for the same patient ID Re-attending between 3 & 9 months - Children	1,042	1,734	60.1%	59.5%	60.6%	58.1%
% of FP17s for the same patient ID Re-attending between 3 & 9 months - Adults	1,327	2,637	50.3%	51.2%	52.0%	50.6%
% of FP17s for Band 1 Urgent Courses	450	3,803	11.8%	9.6%	9.6%	9.1%
% of FP17s Relating to Free Repair or Replacements	20	3,803	0.5%	0.6%	0.7%	0.8%
% of FP17s Relating to Continuations	27	3,803	0.7%	0.9%	1.0%	1.1%
% of Patients satisfied with the dentistry they have received	1	2	N/A	90.4%	91.6%	91.4%
% of Patients satisfied with the time they had to wait for an appointment	2	2	N/A	87.3%	87.9%	87.7%

* This is based on patients treated on this contract for their most recent course of treatment. Figures in italics indicate the base number of FP17s or Patient Questionnaire responses are less than 100. N/A is shown where the base number of responses is less than 10 during the period. % is calculated as Quantity/Base number*100

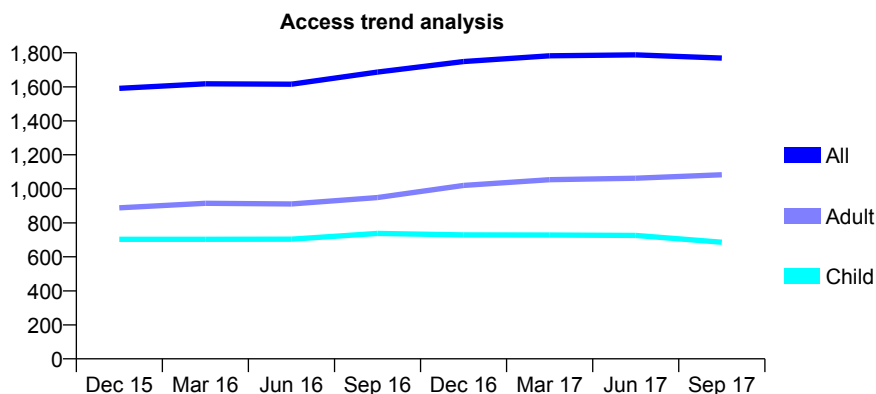
Q68 - Vital Signs At a Glance Contract Report for 188751/0002 - September 2017

Name or company name	Mr P Boamah & Mr C Amin.
Contract type name	GDS Contract
Purpose of contract	General
Contract start date	01/04/2011
Contract end date	

17/18 Contracted general activity (UDA)	4,000
Carry forward general activity (UDA)	-80
17/18 Contracted orthodontic activity (UOA)	0
Carry forward orthodontic activity (UOA)	0
Baseline contract value	£99,978.84

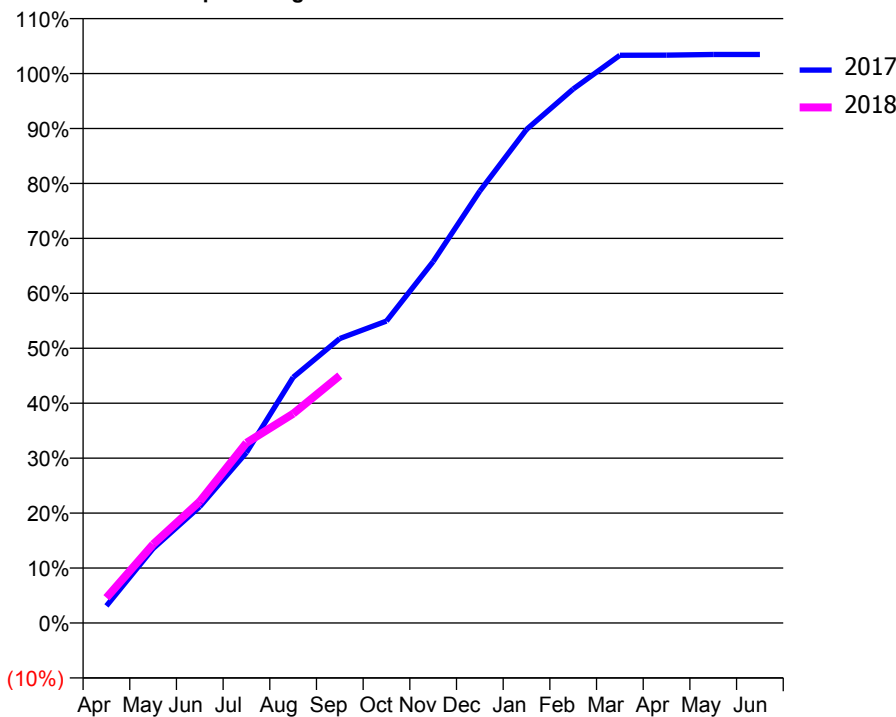
ACCESS*

Patients seen in 24 months	Total	Change since previous quarter
Quarter ending September 2016	1,687	
Quarter ending December 2016	1,749	↑
Quarter ending March 2017	1,782	→
Quarter ending June 2017	1,788	→
Quarter ending September 2017	1,769	↓
Variance since September 2016	4.9%	↑



ACTIVITY

Cumulative percentage of contracted UDA delivered 2017 & 2018



Month	Adjusted Scheduled Activity (UDA)	
	2017	2018
April	125	184
May	542	573
June	847	885
July	1,241	1,312
August	1,788	1,523
September	2,071	1,801
October	2,198	
November	2,631	
December	3,144	
January	3,593	
February	3,887	
March	4,133	
April	4,134	
May	4,139	
June	4,139	

QUALITY

	Quantity	Base Number	Contract	AT	Region	England
% of FP17s for the same patient ID Re-attending within 3 months - Children	20	431	4.6%	9.3%	11.4%	11.9%
% of FP17s for the same patient ID Re-attending within 3 months - Adults	52	558	9.3%	15.0%	15.7%	15.9%
% of FP17s for the same patient ID Re-attending between 3 & 9 months - Children	246	431	57.1%	59.5%	60.6%	58.1%
% of FP17s for the same patient ID Re-attending between 3 & 9 months - Adults	240	558	43.0%	51.2%	52.0%	50.6%
% of FP17s for Band 1 Urgent Courses	45	971	4.6%	9.6%	9.6%	9.1%
% of FP17s Relating to Free Repair or Replacements	5	971	0.5%	0.6%	0.7%	0.8%
% of FP17s Relating to Continuations	18	971	1.9%	0.9%	1.0%	1.1%
% of Patients satisfied with the dentistry they have received	3	3	N/A	90.4%	91.6%	91.4%
% of Patients satisfied with the time they had to wait for an appointment	3	3	N/A	87.3%	87.9%	87.7%

* This is based on patients treated on this contract for their most recent course of treatment. Figures in italics indicate the base number of FP17s or Patient Questionnaire responses are less than 100. N/A is shown where the base number of responses is less than 10 during the period. % is calculated as Quantity/Base number*100

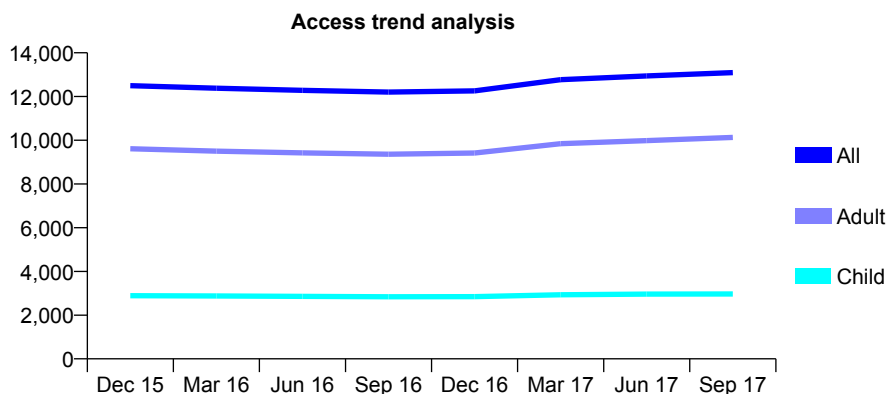
Q68 - Vital Signs At a Glance Contract Report for 189111/0001 - September 2017

Name or company name	Seaside Dental Practice Limited
Contract type name	GDS Contract
Purpose of contract	General
Contract start date	01/10/2010
Contract end date	

17/18 Contracted general activity (UDA)	37,000
Carry forward general activity (UDA)	0
17/18 Contracted orthodontic activity (UOA)	0
Carry forward orthodontic activity (UOA)	0
Baseline contract value	£915,949.79

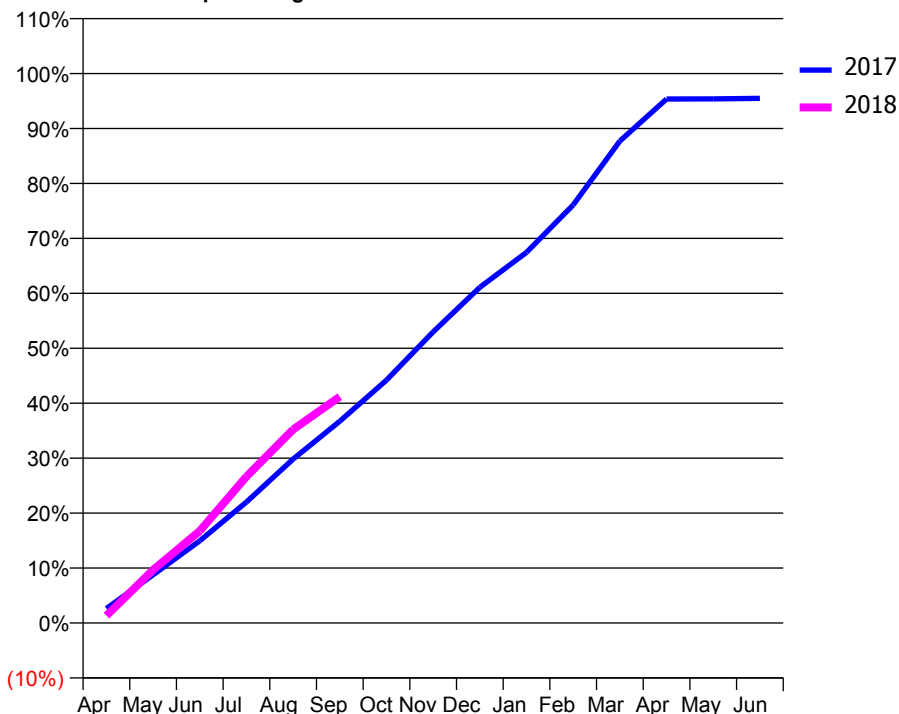
ACCESS*

Patients seen in 24 months	Total	Change since previous quarter
Quarter ending September 2016	12,205	
Quarter ending December 2016	12,261	→
Quarter ending March 2017	12,773	↑
Quarter ending June 2017	12,942	→
Quarter ending September 2017	13,094	→
Variance since September 2016	7.3%	↑



ACTIVITY

Cumulative percentage of contracted UDA delivered 2017 & 2018



Month	Adjusted Scheduled Activity (UDA)	
	2017	2018
April	972	496
May	3,246	3,582
June	5,531	6,204
July	8,145	9,862
August	11,038	13,037
September	13,585	15,240
October	16,358	
November	19,607	
December	22,601	
January	24,957	
February	28,152	
March	32,452	
April	35,284	
May	35,294	
June	35,329	

QUALITY

	Quantity	Base Number	Contract	AT	Region	England
% of FP17s for the same patient ID Re-attending within 3 months - Children	114	2,078	5.5%	9.3%	11.4%	11.9%
% of FP17s for the same patient ID Re-attending within 3 months - Adults	854	6,823	12.5%	15.0%	15.7%	15.9%
% of FP17s for the same patient ID Re-attending between 3 & 9 months - Children	1,185	2,078	57.0%	59.5%	60.6%	58.1%
% of FP17s for the same patient ID Re-attending between 3 & 9 months - Adults	2,767	6,823	40.6%	51.2%	52.0%	50.6%
% of FP17s for Band 1 Urgent Courses	662	7,808	8.5%	9.6%	9.6%	9.1%
% of FP17s Relating to Free Repair or Replacements	18	7,808	0.2%	0.6%	0.7%	0.8%
% of FP17s Relating to Continuations	140	7,808	1.8%	0.9%	1.0%	1.1%
% of Patients satisfied with the dentistry they have received	21	23	91.3%	90.4%	91.6%	91.4%
% of Patients satisfied with the time they had to wait for an appointment	18	23	78.3%	87.3%	87.9%	87.7%

* This is based on patients treated on this contract for their most recent course of treatment. Figures in italics indicate the base number of FP17s or Patient Questionnaire responses are less than 100. N/A is shown where the base number of responses is less than 10 during the period. % is calculated as Quantity/Base number*100

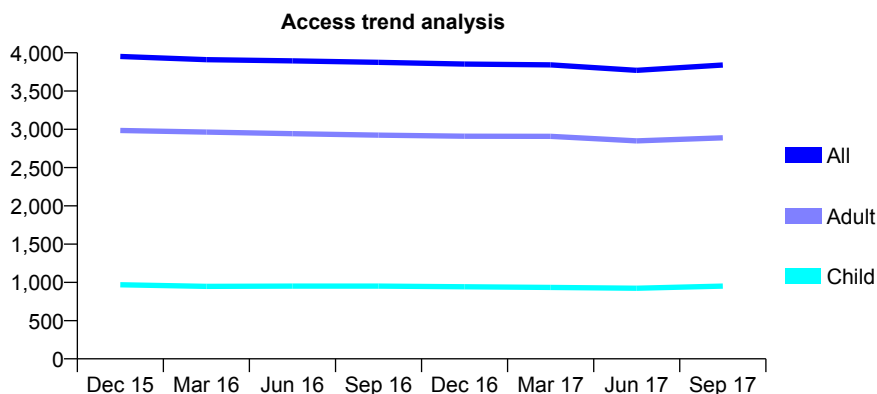
Q68 - Vital Signs At a Glance Contract Report for 189650/0001 - September 2017

Name or company name	Mr A Gill and Ms K Kaur
Contract type name	GDS Contract
Purpose of contract	General
Contract start date	01/04/2009
Contract end date	

17/18 Contracted general activity (UDA)	11,018
Carry forward general activity (UDA)	-93
17/18 Contracted orthodontic activity (UOA)	0
Carry forward orthodontic activity (UOA)	0
Baseline contract value	£296,708.76

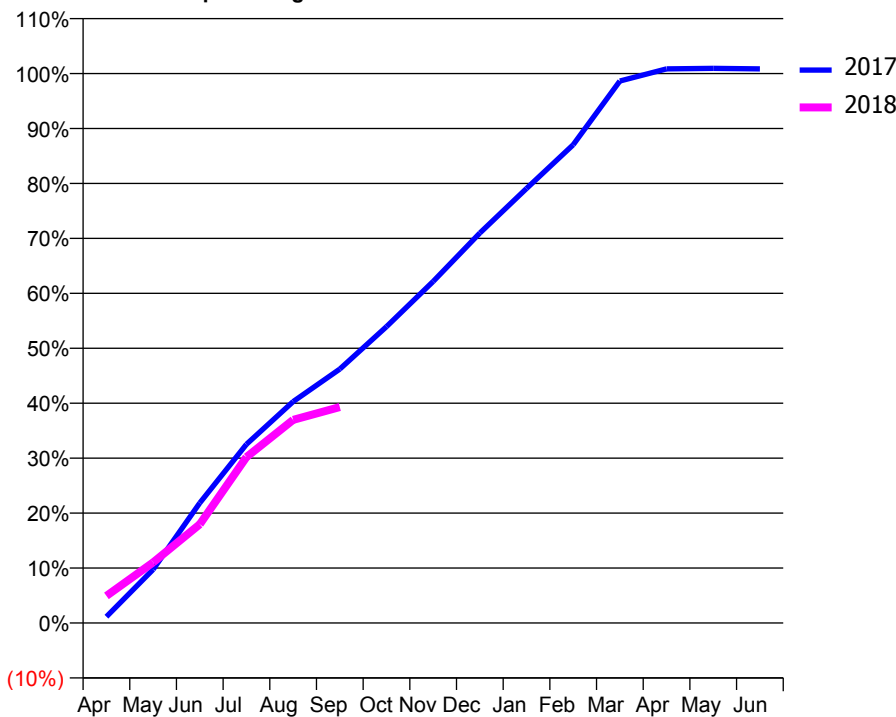
ACCESS*

Patients seen in 24 months	Total	Change since previous quarter
Quarter ending September 2016	3,875	
Quarter ending December 2016	3,852	→
Quarter ending March 2017	3,842	→
Quarter ending June 2017	3,771	↓
Quarter ending September 2017	3,840	→
Variance since September 2016	(0.9%)	→



ACTIVITY

Cumulative percentage of contracted UDA delivered 2017 & 2018



Month	Adjusted Scheduled Activity (UDA)	
	2017	2018
April	128	543
May	1,074	1,216
June	2,407	1,979
July	3,583	3,328
August	4,440	4,073
September	5,092	4,330
October	5,942	
November	6,849	
December	7,818	
January	8,713	
February	9,589	
March	10,869	
April	11,111	
May	11,121	
June	11,111	

QUALITY

	Quantity	Base Number	Contract	AT	Region	England
% of FP17s for the same patient ID Re-attending within 3 months - Children	33	653	5.1%	9.3%	11.4%	11.9%
% of FP17s for the same patient ID Re-attending within 3 months - Adults	243	1,508	16.1%	15.0%	15.7%	15.9%
% of FP17s for the same patient ID Re-attending between 3 & 9 months - Children	409	653	62.6%	59.5%	60.6%	58.1%
% of FP17s for the same patient ID Re-attending between 3 & 9 months - Adults	828	1,508	54.9%	51.2%	52.0%	50.6%
% of FP17s for Band 1 Urgent Courses	190	2,057	9.2%	9.6%	9.6%	9.1%
% of FP17s Relating to Free Repair or Replacements	25	2,057	1.2%	0.6%	0.7%	0.8%
% of FP17s Relating to Continuations	14	2,057	0.7%	0.9%	1.0%	1.1%
% of Patients satisfied with the dentistry they have received	10	13	76.9%	90.4%	91.6%	91.4%
% of Patients satisfied with the time they had to wait for an appointment	11	13	84.6%	87.3%	87.9%	87.7%

* This is based on patients treated on this contract for their most recent course of treatment. Figures in italics indicate the base number of FP17s or Patient Questionnaire responses are less than 100. N/A is shown where the base number of responses is less than 10 during the period. % is calculated as Quantity/Base number*100

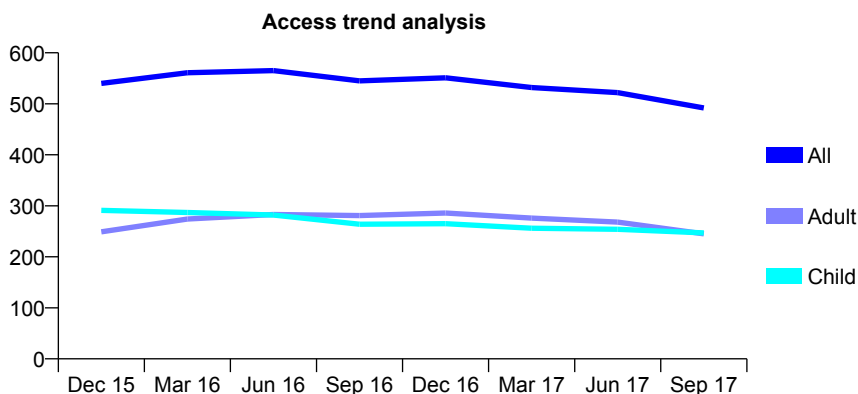
Q68 - Vital Signs At a Glance Contract Report for 190195/0021 - September 2017

Name or company name	Xeon Smiles UK Ltd
Contract type name	GDS Contract
Purpose of contract	General
Contract start date	01/01/2013
Contract end date	

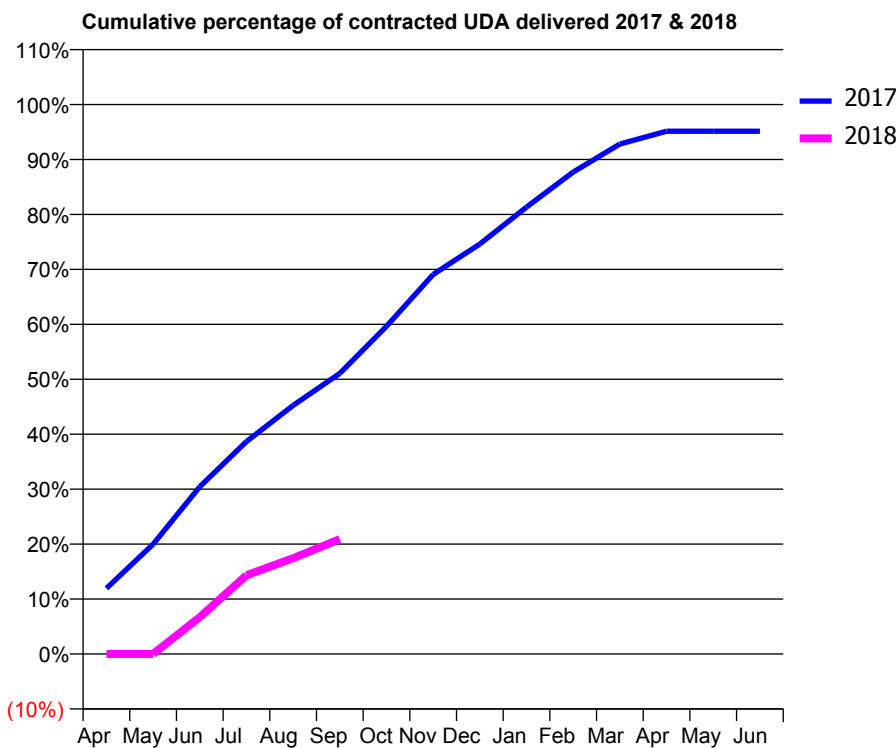
17/18 Contracted general activity (UDA)	1,134
Carry forward general activity (UDA)	0
17/18 Contracted orthodontic activity (UOA)	0
Carry forward orthodontic activity (UOA)	0
Baseline contract value	£26,069.54

ACCESS*

Patients seen in 24 months	Total	Change since previous quarter
Quarter ending September 2016	545	
Quarter ending December 2016	551	→
Quarter ending March 2017	532	↓
Quarter ending June 2017	522	↓
Quarter ending September 2017	492	↓
Variance since September 2016	(9.7%)	↓



ACTIVITY



Month	Adjusted Scheduled Activity (UDA)	
	2017	2018
April	135	0
May	227	0
June	345	76
July	439	163
August	513	198
September	579	237
October	676	
November	783	
December	846	
January	922	
February	995	
March	1,052	
April	1,079	
May	1,079	
June	1,079	

QUALITY

	Quantity	Base Number	Contract	AT	Region	England
% of FP17s for the same patient ID Re-attending within 3 months - Children	3	107	2.8%	9.3%	11.4%	11.9%
% of FP17s for the same patient ID Re-attending within 3 months - Adults	11	82	13.4%	15.0%	15.7%	15.9%
% of FP17s for the same patient ID Re-attending between 3 & 9 months - Children	71	107	66.4%	59.5%	60.6%	58.1%
% of FP17s for the same patient ID Re-attending between 3 & 9 months - Adults	51	82	62.2%	51.2%	52.0%	50.6%
% of FP17s for Band 1 Urgent Courses	5	170	2.9%	9.6%	9.6%	9.1%
% of FP17s Relating to Free Repair or Replacements	0	170	0.0%	0.6%	0.7%	0.8%
% of FP17s Relating to Continuations	0	170	0.0%	0.9%	1.0%	1.1%
% of Patients satisfied with the dentistry they have received	0	0	N/A	90.4%	91.6%	91.4%
% of Patients satisfied with the time they had to wait for an appointment	0	0	N/A	87.3%	87.9%	87.7%

* This is based on patients treated on this contract for their most recent course of treatment. Figures in italics indicate the base number of FP17s or Patient Questionnaire responses are less than 100. N/A is shown where the base number of responses is less than 10 during the period. % is calculated as Quantity/Base number*100

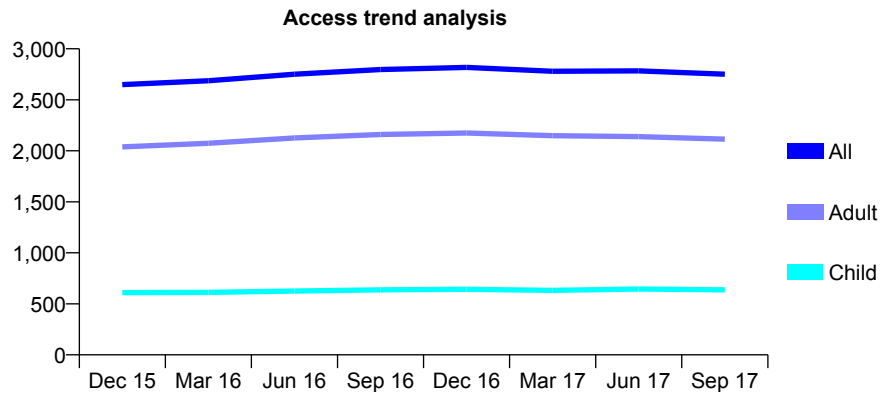
Q68 - Vital Signs At a Glance Contract Report for 190829/0001 - September 2017

Name or company name	The Sea Road Dental Practice Partnership
Contract type name	GDS Contract
Purpose of contract	General
Contract start date	20/01/2014
Contract end date	

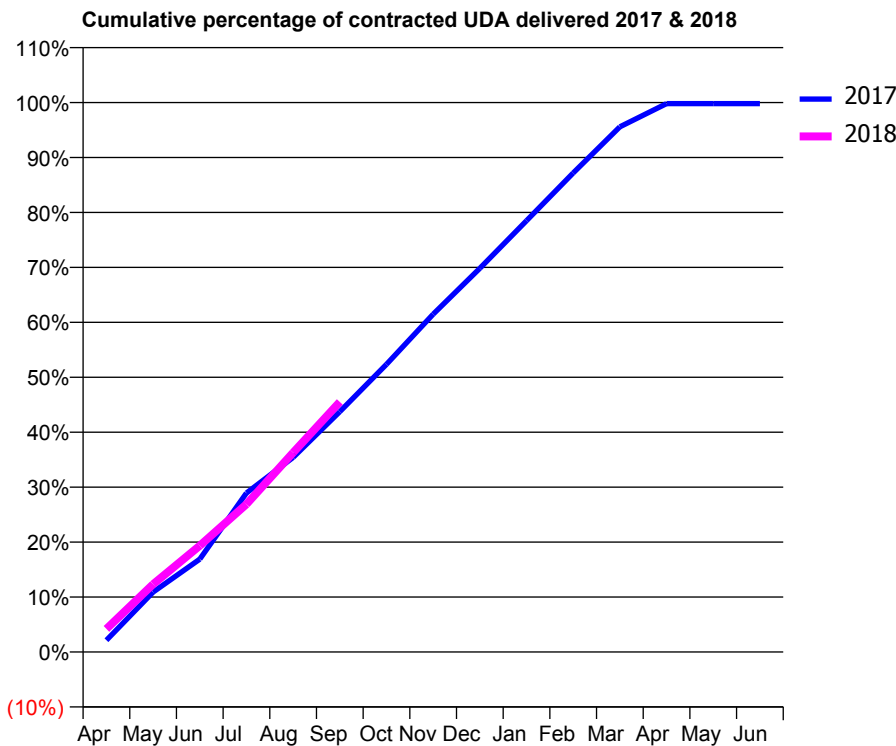
17/18 Contracted general activity (UDA)	6,800
Carry forward general activity (UDA)	13
17/18 Contracted orthodontic activity (UOA)	0
Carry forward orthodontic activity (UOA)	0
Baseline contract value	£179,949.43

ACCESS*

Patients seen in 24 months	Total	Change since previous quarter
Quarter ending September 2016	2,797	
Quarter ending December 2016	2,817	→
Quarter ending March 2017	2,780	↓
Quarter ending June 2017	2,784	→
Quarter ending September 2017	2,751	↓
Variance since September 2016	(1.6%)	↓



ACTIVITY



Month	Adjusted Scheduled Activity (UDA)	
	2017	2018
April	146	286
May	742	840
June	1,149	1,316
July	1,968	1,830
August	2,408	2,468
September	2,975	3,096
October	3,560	
November	4,181	
December	4,748	
January	5,337	
February	5,928	
March	6,499	
April	6,787	
May	6,787	
June	6,787	

QUALITY

	Quantity	Base Number	Contract	AT	Region	England
% of FP17s for the same patient ID Re-attending within 3 months - Children	12	526	2.3%	9.3%	11.4%	11.9%
% of FP17s for the same patient ID Re-attending within 3 months - Adults	133	1,456	9.1%	15.0%	15.7%	15.9%
% of FP17s for the same patient ID Re-attending between 3 & 9 months - Children	373	526	70.9%	59.5%	60.6%	58.1%
% of FP17s for the same patient ID Re-attending between 3 & 9 months - Adults	849	1,456	58.3%	51.2%	52.0%	50.6%
% of FP17s for Band 1 Urgent Courses	63	1,820	3.5%	9.6%	9.6%	9.1%
% of FP17s Relating to Free Repair or Replacements	2	1,820	0.1%	0.6%	0.7%	0.8%
% of FP17s Relating to Continuations	11	1,820	0.6%	0.9%	1.0%	1.1%
% of Patients satisfied with the dentistry they have received	8	8	N/A	90.4%	91.6%	91.4%
% of Patients satisfied with the time they had to wait for an appointment	8	8	N/A	87.3%	87.9%	87.7%

* This is based on patients treated on this contract for their most recent course of treatment. Figures in italics indicate the base number of FP17s or Patient Questionnaire responses are less than 100. N/A is shown where the base number of responses is less than 10 during the period. % is calculated as Quantity/Base number*100

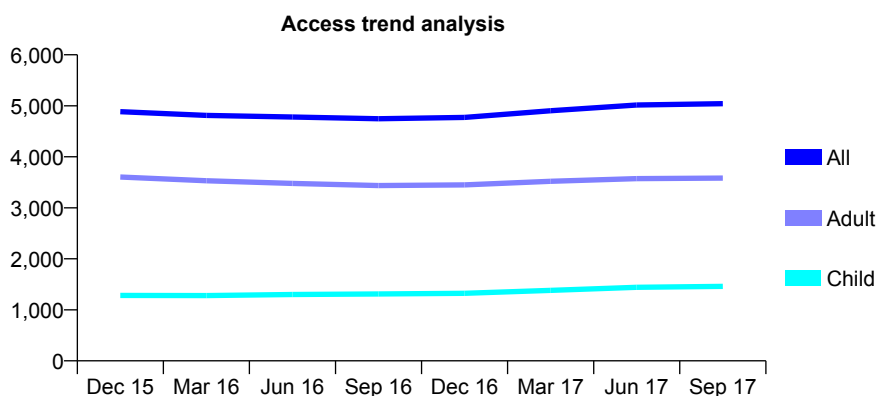
Q68 - Vital Signs At a Glance Contract Report for 191043/0001 - September 2017

Name or company name	Pembroke Practice Limited
Contract type name	GDS Contract
Purpose of contract	General
Contract start date	01/03/2011
Contract end date	

17/18 Contracted general activity (UDA)	12,464
Carry forward general activity (UDA)	0
17/18 Contracted orthodontic activity (UOA)	0
Carry forward orthodontic activity (UOA)	0
Baseline contract value	£322,512.41

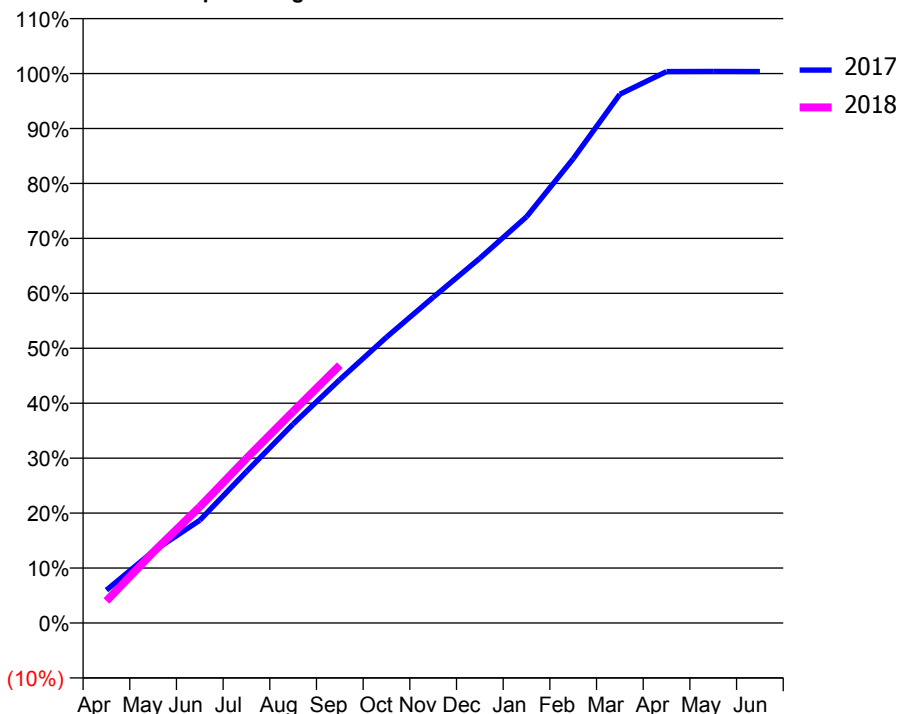
ACCESS*

Patients seen in 24 months	Total	Change since previous quarter
Quarter ending September 2016	4,747	
Quarter ending December 2016	4,773	→
Quarter ending March 2017	4,903	↑
Quarter ending June 2017	5,015	↑
Quarter ending September 2017	5,043	→
Variance since September 2016	6.2%	↑



ACTIVITY

Cumulative percentage of contracted UDA delivered 2017 & 2018



Month	Adjusted Scheduled Activity (UDA)	
	2017	2018
April	745	501
May	1,627	1,604
June	2,330	2,635
July	3,435	3,735
August	4,513	4,798
September	5,523	5,849
October	6,484	
November	7,387	
December	8,274	
January	9,215	
February	10,529	
March	11,995	
April	12,507	
May	12,511	
June	12,507	

QUALITY

	Quantity	Base Number	Contract	AT	Region	England
% of FP17s for the same patient ID Re-attending within 3 months - Children	48	987	4.9%	9.3%	11.4%	11.9%
% of FP17s for the same patient ID Re-attending within 3 months - Adults	277	2,234	12.4%	15.0%	15.7%	15.9%
% of FP17s for the same patient ID Re-attending between 3 & 9 months - Children	512	987	51.9%	59.5%	60.6%	58.1%
% of FP17s for the same patient ID Re-attending between 3 & 9 months - Adults	1,073	2,234	48.0%	51.2%	52.0%	50.6%
% of FP17s for Band 1 Urgent Courses	306	3,005	10.2%	9.6%	9.6%	9.1%
% of FP17s Relating to Free Repair or Replacements	23	3,005	0.8%	0.6%	0.7%	0.8%
% of FP17s Relating to Continuations	2	3,005	0.1%	0.9%	1.0%	1.1%
% of Patients satisfied with the dentistry they have received	9	9	N/A	90.4%	91.6%	91.4%
% of Patients satisfied with the time they had to wait for an appointment	8	9	N/A	87.3%	87.9%	87.7%

* This is based on patients treated on this contract for their most recent course of treatment. Figures in italics indicate the base number of FP17s or Patient Questionnaire responses are less than 100. N/A is shown where the base number of responses is less than 10 during the period. % is calculated as Quantity/Base number*100

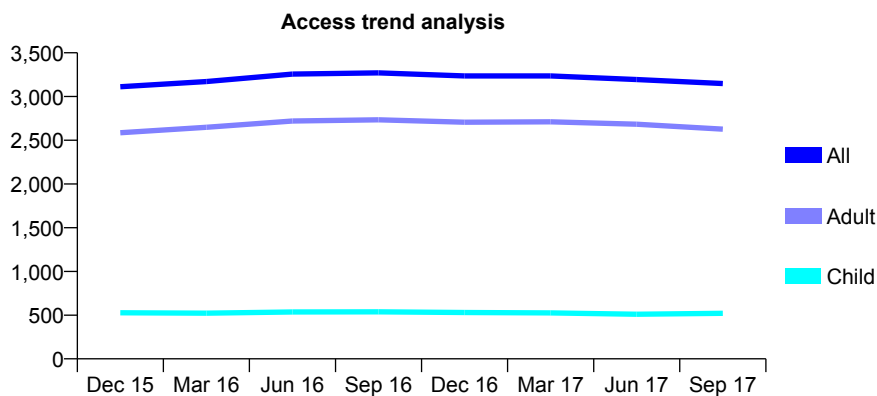
Q68 - Vital Signs At a Glance Contract Report for 191264/0002 - September 2017

Name or company name	Steyndent Ltd
Contract type name	GDS Contract
Purpose of contract	General
Contract start date	01/11/2008
Contract end date	

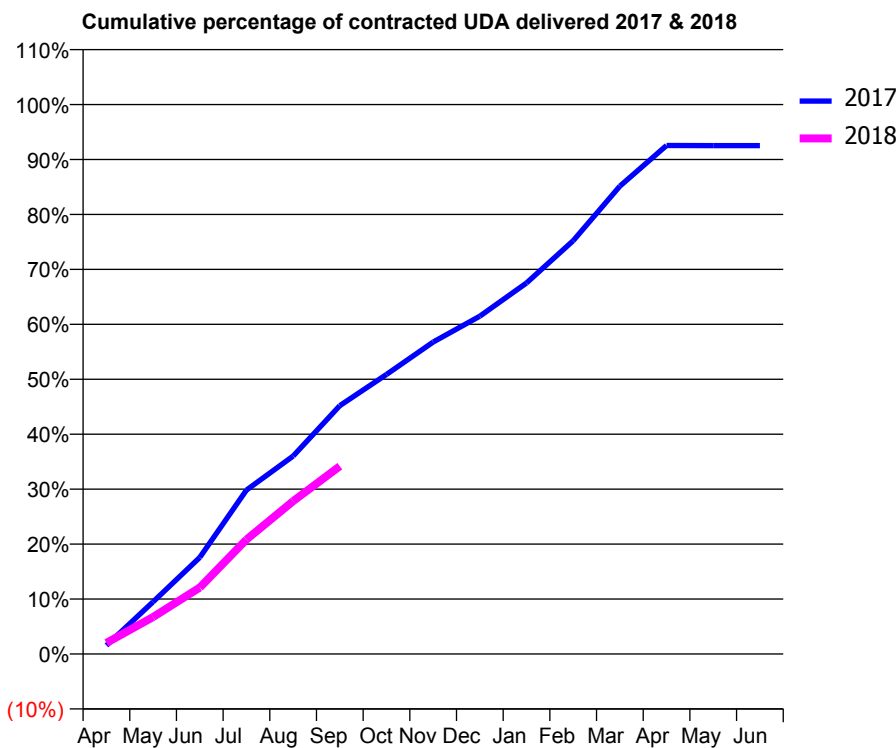
17/18 Contracted general activity (UDA)	10,196
Carry forward general activity (UDA)	0
17/18 Contracted orthodontic activity (UOA)	0
Carry forward orthodontic activity (UOA)	0
Baseline contract value	£277,015.98

ACCESS*

Patients seen in 24 months	Total	Change since previous quarter
Quarter ending September 2016	3,271	
Quarter ending December 2016	3,236	↓
Quarter ending March 2017	3,236	→
Quarter ending June 2017	3,194	↓
Quarter ending September 2017	3,148	↓
Variance since September 2016	(3.8%)	↓



ACTIVITY



Month	Adjusted Scheduled Activity (UDA)	
	2017	2018
April	159	206
May	969	685
June	1,792	1,232
July	3,042	2,125
August	3,674	2,836
September	4,608	3,484
October	5,188	
November	5,789	
December	6,268	
January	6,885	
February	7,669	
March	8,682	
April	9,434	
May	9,433	
June	9,433	

QUALITY

	Quantity	Base Number	Contract	AT	Region	England
% of FP17s for the same patient ID Re-attending within 3 months - Children	20	376	5.3%	9.3%	11.4%	11.9%
% of FP17s for the same patient ID Re-attending within 3 months - Adults	237	1,702	13.9%	15.0%	15.7%	15.9%
% of FP17s for the same patient ID Re-attending between 3 & 9 months - Children	230	376	61.2%	59.5%	60.6%	58.1%
% of FP17s for the same patient ID Re-attending between 3 & 9 months - Adults	916	1,702	53.8%	51.2%	52.0%	50.6%
% of FP17s for Band 1 Urgent Courses	165	1,834	9.0%	9.6%	9.6%	9.1%
% of FP17s Relating to Free Repair or Replacements	37	1,834	2.0%	0.6%	0.7%	0.8%
% of FP17s Relating to Continuations	25	1,834	1.4%	0.9%	1.0%	1.1%
% of Patients satisfied with the dentistry they have received	7	8	N/A	90.4%	91.6%	91.4%
% of Patients satisfied with the time they had to wait for an appointment	7	8	N/A	87.3%	87.9%	87.7%

* This is based on patients treated on this contract for their most recent course of treatment. Figures in italics indicate the base number of FP17s or Patient Questionnaire responses are less than 100. N/A is shown where the base number of responses is less than 10 during the period. % is calculated as Quantity/Base number*100

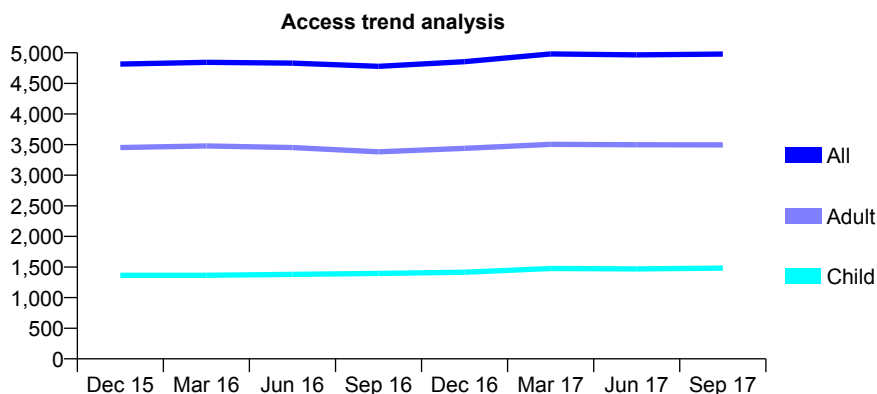
Q68 - Vital Signs At a Glance Contract Report for 192228/0001 - September 2017

Name or company name	Mr A Memaripour and Mr N Zadeh Davani
Contract type name	GDS Contract
Purpose of contract	General
Contract start date	01/04/2010
Contract end date	

17/18 Contracted general activity (UDA)	17,266
Carry forward general activity (UDA)	0
17/18 Contracted orthodontic activity (UOA)	0
Carry forward orthodontic activity (UOA)	0
Baseline contract value	£459,037.13

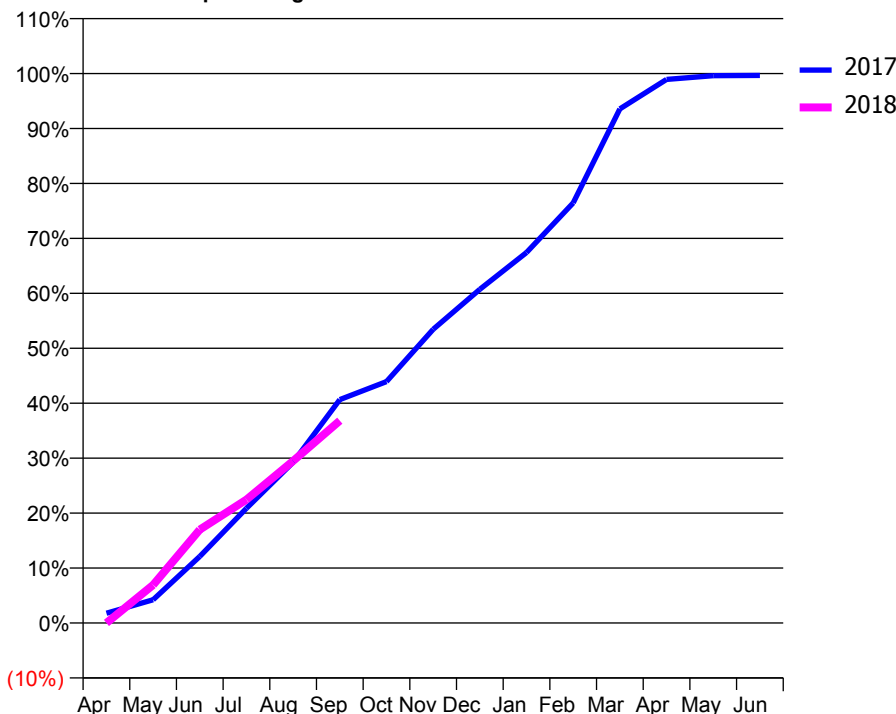
ACCESS*

Patients seen in 24 months	Total	Change since previous quarter
Quarter ending September 2016	4,778	
Quarter ending December 2016	4,856	→
Quarter ending March 2017	4,981	↑
Quarter ending June 2017	4,967	→
Quarter ending September 2017	4,979	→
Variance since September 2016	4.2%	↑



ACTIVITY

Cumulative percentage of contracted UDA delivered 2017 & 2018



Month	Adjusted Scheduled Activity (UDA)	
	2017	2018
April	307	0
May	733	1,198
June	2,091	2,933
July	3,607	3,878
August	5,051	5,095
September	7,019	6,360
October	7,585	
November	9,230	
December	10,485	
January	11,641	
February	13,201	
March	16,153	
April	17,078	
May	17,199	
June	17,206	

QUALITY

	Quantity	Base Number	Contract	AT	Region	England
% of FP17s for the same patient ID Re-attending within 3 months - Children	64	872	7.3%	9.3%	11.4%	11.9%
% of FP17s for the same patient ID Re-attending within 3 months - Adults	289	1,802	16.0%	15.0%	15.7%	15.9%
% of FP17s for the same patient ID Re-attending between 3 & 9 months - Children	392	872	45.0%	59.5%	60.6%	58.1%
% of FP17s for the same patient ID Re-attending between 3 & 9 months - Adults	743	1,802	41.2%	51.2%	52.0%	50.6%
% of FP17s for Band 1 Urgent Courses	264	2,373	11.1%	9.6%	9.6%	9.1%
% of FP17s Relating to Free Repair or Replacements	9	2,373	0.4%	0.6%	0.7%	0.8%
% of FP17s Relating to Continuations	11	2,373	0.5%	0.9%	1.0%	1.1%
% of Patients satisfied with the dentistry they have received	4	5	N/A	90.4%	91.6%	91.4%
% of Patients satisfied with the time they had to wait for an appointment	5	5	N/A	87.3%	87.9%	87.7%

* This is based on patients treated on this contract for their most recent course of treatment. Figures in italics indicate the base number of FP17s or Patient Questionnaire responses are less than 100. N/A is shown where the base number of responses is less than 10 during the period. % is calculated as Quantity/Base number*100

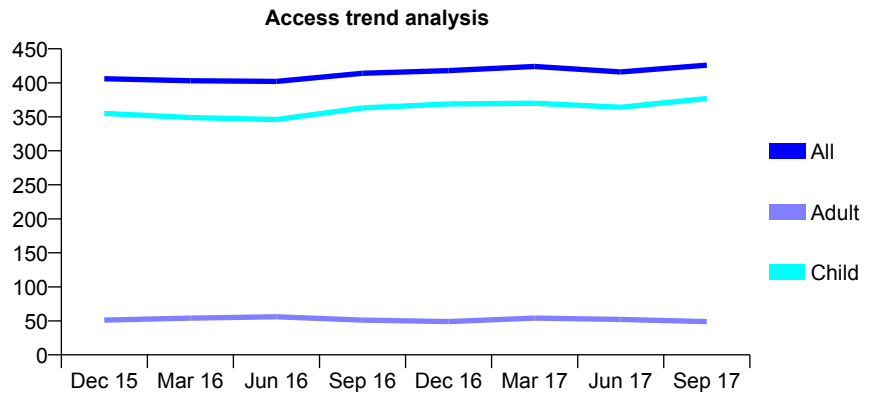
Q68 - Vital Signs At a Glance Contract Report for 192325/0001 - September 2017

Name or company name	CDP (UK) Ltd
Contract type name	GDS Contract
Purpose of contract	General
Contract start date	01/07/2011
Contract end date	

17/18 Contracted general activity (UDA)	779
Carry forward general activity (UDA)	0
17/18 Contracted orthodontic activity (UOA)	0
Carry forward orthodontic activity (UOA)	0
Baseline contract value	£20,047.91

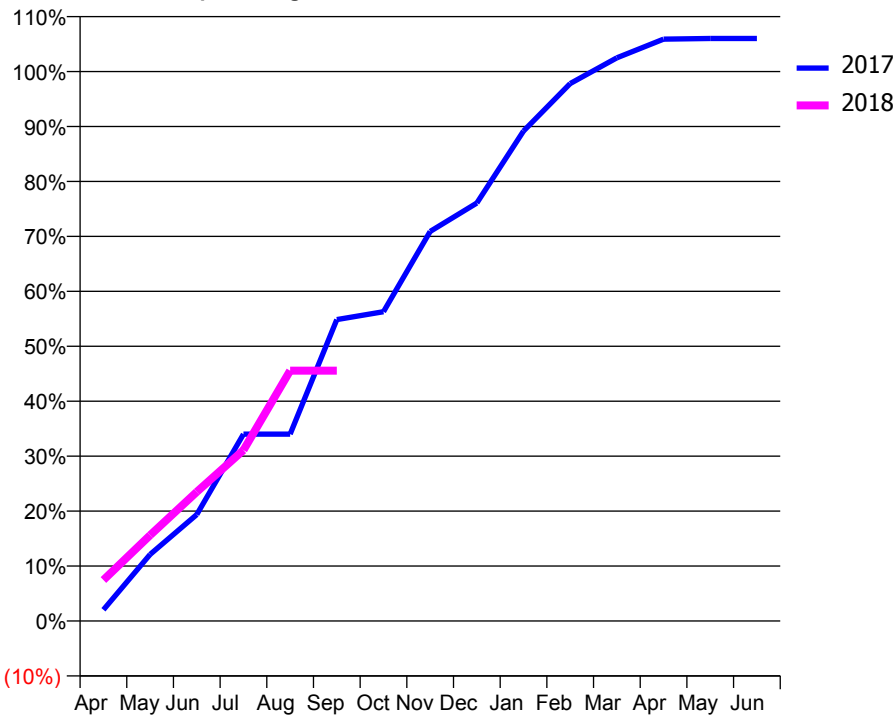
ACCESS*

Patients seen in 24 months	Total	Change since previous quarter
Quarter ending September 2016	414	
Quarter ending December 2016	418	→
Quarter ending March 2017	424	→
Quarter ending June 2017	416	↓
Quarter ending September 2017	426	↑
Variance since September 2016	2.9%	↑



ACTIVITY

Cumulative percentage of contracted UDA delivered 2017 & 2018



Adjusted Scheduled Activity (UDA)		
Month	2017	2018
April	16	58
May	94	122
June	151	183
July	265	242
August	265	355
September	427	355
October	438	
November	552	
December	593	
January	695	
February	762	
March	798	
April	825	
May	826	
June	826	

QUALITY

	Quantity	Base Number	Contract	AT	Region	England
% of FP17s for the same patient ID Re-attending within 3 months - Children	13	245	5.3%	9.3%	11.4%	11.9%
% of FP17s for the same patient ID Re-attending within 3 months - Adults	1	10	10.0%	15.0%	15.7%	15.9%
% of FP17s for the same patient ID Re-attending between 3 & 9 months - Children	143	245	58.4%	59.5%	60.6%	58.1%
% of FP17s for the same patient ID Re-attending between 3 & 9 months - Adults	6	10	60.0%	51.2%	52.0%	50.6%
% of FP17s for Band 1 Urgent Courses	10	228	4.4%	9.6%	9.6%	9.1%
% of FP17s Relating to Free Repair or Replacements	0	228	0.0%	0.6%	0.7%	0.8%
% of FP17s Relating to Continuations	0	228	0.0%	0.9%	1.0%	1.1%
% of Patients satisfied with the dentistry they have received	4	4	N/A	90.4%	91.6%	91.4%
% of Patients satisfied with the time they had to wait for an appointment	4	4	N/A	87.3%	87.9%	87.7%

* This is based on patients treated on this contract for their most recent course of treatment. Figures in italics indicate the base number of FP17s or Patient Questionnaire responses are less than 100. N/A is shown where the base number of responses is less than 10 during the period. % is calculated as Quantity/Base number*100

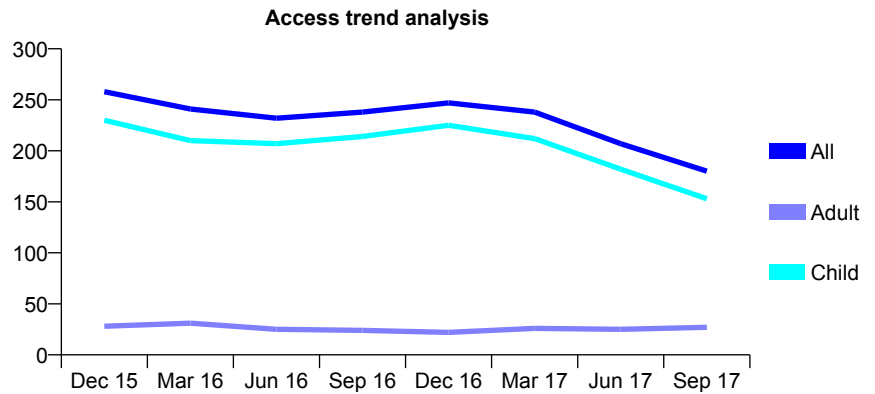
Q68 - Vital Signs At a Glance Contract Report for 192686/0001 - September 2017

Name or company name	Apex Dental Care Merrow Partnership
Contract type name	GDS Contract
Purpose of contract	General
Contract start date	01/04/2014
Contract end date	

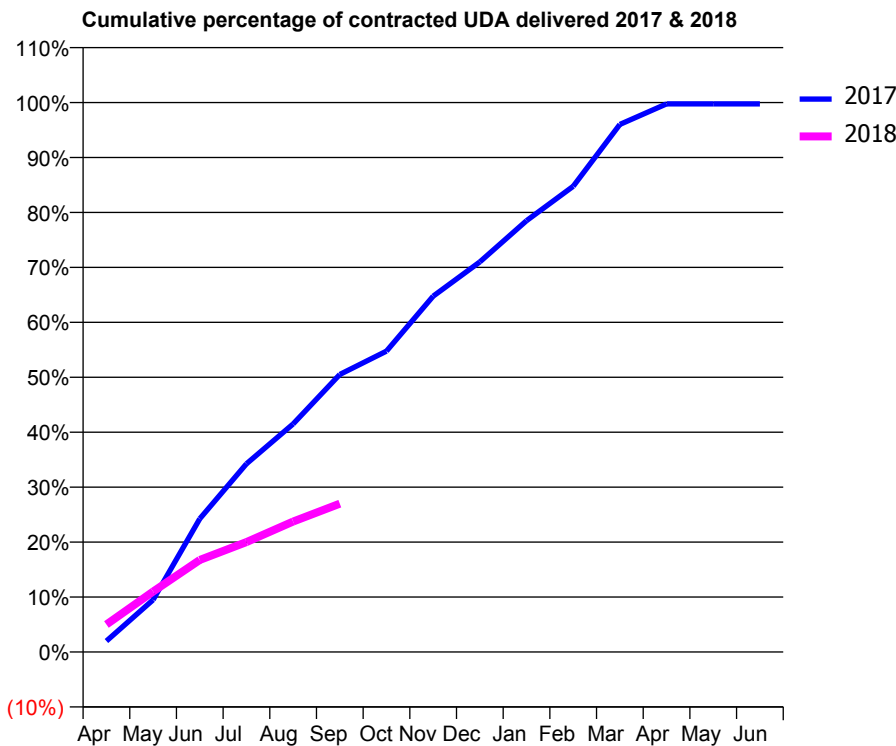
17/18 Contracted general activity (UDA)	400
Carry forward general activity (UDA)	1
17/18 Contracted orthodontic activity (UOA)	0
Carry forward orthodontic activity (UOA)	0
Baseline contract value	£10,030.79

ACCESS*

Patients seen in 24 months	Total	Change since previous quarter
Quarter ending September 2016	238	
Quarter ending December 2016	247	↑
Quarter ending March 2017	238	↓
Quarter ending June 2017	207	↓
Quarter ending September 2017	180	↓
Variance since September 2016	(24.4%)	↓



ACTIVITY



Month	Adjusted Scheduled Activity (UDA)	
	2017	2018
April	8	20
May	38	44
June	97	67
July	137	80
August	166	95
September	202	108
October	219	
November	259	
December	284	
January	314	
February	339	
March	384	
April	399	
May	399	
June	399	

QUALITY

	Quantity	Base Number	Contract	AT	Region	England
% of FP17s for the same patient ID Re-attending within 3 months - Children	3	107	2.8%	9.3%	11.4%	11.9%
% of FP17s for the same patient ID Re-attending within 3 months - Adults	0	0	N/A	15.0%	15.7%	15.9%
% of FP17s for the same patient ID Re-attending between 3 & 9 months - Children	73	107	68.2%	59.5%	60.6%	58.1%
% of FP17s for the same patient ID Re-attending between 3 & 9 months - Adults	0	0	N/A	51.2%	52.0%	50.6%
% of FP17s for Band 1 Urgent Courses	0	94	0.0%	9.6%	9.6%	9.1%
% of FP17s Relating to Free Repair or Replacements	0	94	0.0%	0.6%	0.7%	0.8%
% of FP17s Relating to Continuations	0	94	0.0%	0.9%	1.0%	1.1%
% of Patients satisfied with the dentistry they have received	0	0	N/A	90.4%	91.6%	91.4%
% of Patients satisfied with the time they had to wait for an appointment	0	0	N/A	87.3%	87.9%	87.7%

* This is based on patients treated on this contract for their most recent course of treatment. Figures in italics indicate the base number of FP17s or Patient Questionnaire responses are less than 100. N/A is shown where the base number of responses is less than 10 during the period. % is calculated as Quantity/Base number*100

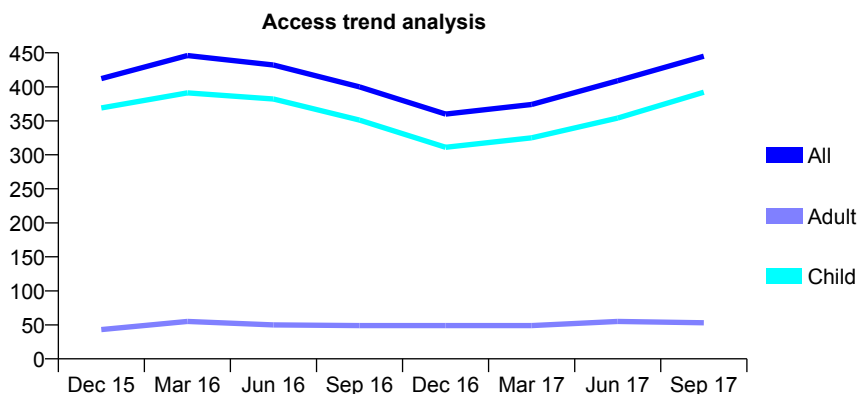
Q68 - Vital Signs At a Glance Contract Report for 192686/0002 - September 2017

Name or company name	Apex Dental Care Merrow Partnership
Contract type name	GDS Contract
Purpose of contract	General
Contract start date	01/04/2014
Contract end date	

17/18 Contracted general activity (UDA)	750
Carry forward general activity (UDA)	-12
17/18 Contracted orthodontic activity (UOA)	0
Carry forward orthodontic activity (UOA)	0
Baseline contract value	£17,053.95

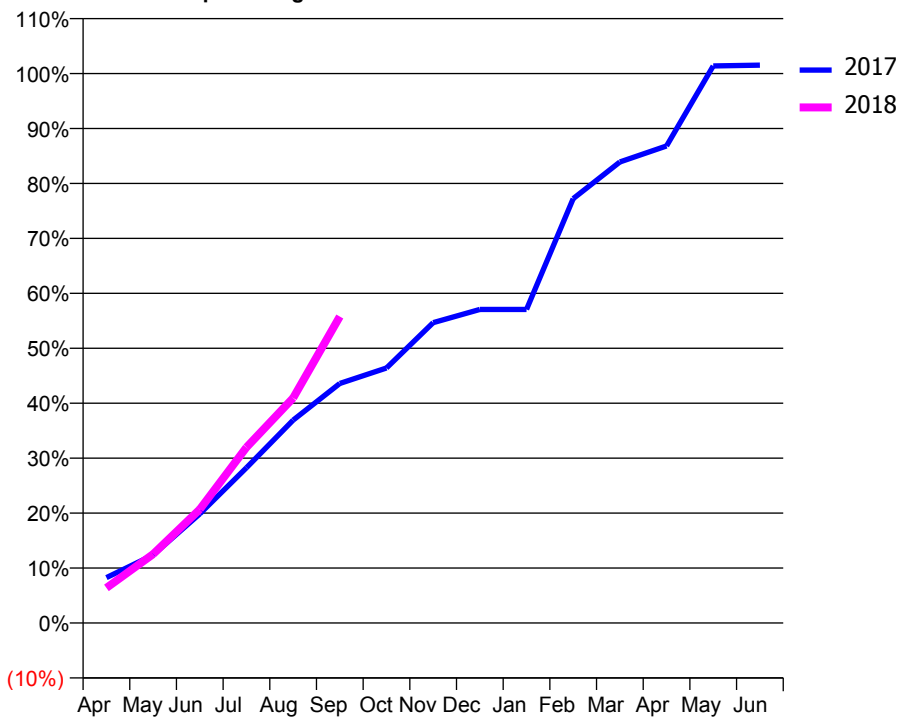
ACCESS*

Patients seen in 24 months	Total	Change since previous quarter
Quarter ending September 2016	400	
Quarter ending December 2016	360	↓
Quarter ending March 2017	374	↑
Quarter ending June 2017	409	↑
Quarter ending September 2017	445	↑
Variance since September 2016	11.3%	↑



ACTIVITY

Cumulative percentage of contracted UDA delivered 2017 & 2018



Month	Adjusted Scheduled Activity (UDA)	
	2017	2018
April	62	48
May	93	94
June	149	155
July	212	240
August	277	307
September	327	418
October	348	
November	410	
December	428	
January	428	
February	579	
March	629	
April	651	
May	760	
June	761	

QUALITY

	Quantity	Base Number	Contract	AT	Region	England
% of FP17s for the same patient ID Re-attending within 3 months - Children	38	455	8.4%	9.3%	11.4%	11.9%
% of FP17s for the same patient ID Re-attending within 3 months - Adults	0	2	0.0%	15.0%	15.7%	15.9%
% of FP17s for the same patient ID Re-attending between 3 & 9 months - Children	254	455	55.8%	59.5%	60.6%	58.1%
% of FP17s for the same patient ID Re-attending between 3 & 9 months - Adults	1	2	50.0%	51.2%	52.0%	50.6%
% of FP17s for Band 1 Urgent Courses	7	354	2.0%	9.6%	9.6%	9.1%
% of FP17s Relating to Free Repair or Replacements	0	354	0.0%	0.6%	0.7%	0.8%
% of FP17s Relating to Continuations	0	354	0.0%	0.9%	1.0%	1.1%
% of Patients satisfied with the dentistry they have received	0	0	N/A	90.4%	91.6%	91.4%
% of Patients satisfied with the time they had to wait for an appointment	0	0	N/A	87.3%	87.9%	87.7%

* This is based on patients treated on this contract for their most recent course of treatment. Figures in italics indicate the base number of FP17s or Patient Questionnaire responses are less than 100. N/A is shown where the base number of responses is less than 10 during the period. % is calculated as Quantity/Base number*100

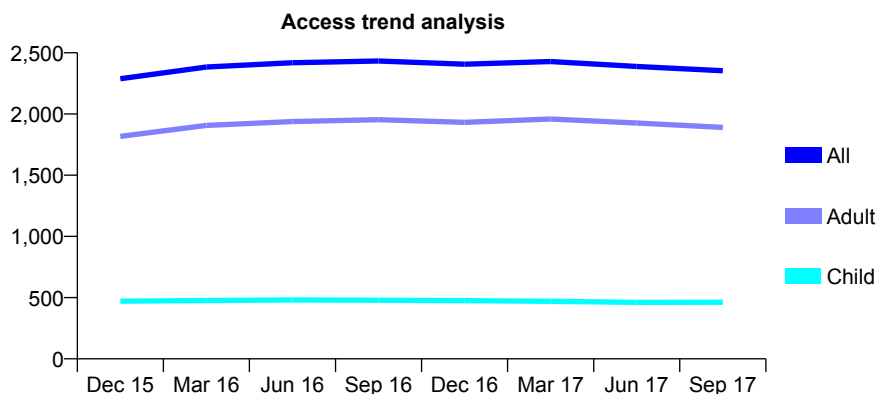
Q68 - Vital Signs At a Glance Contract Report for 192783/0001 - September 2017

Name or company name	Mr Redstone & Associates
Contract type name	GDS Contract
Purpose of contract	General
Contract start date	01/11/2012
Contract end date	

17/18 Contracted general activity (UDA)	7,762
Carry forward general activity (UDA)	162
17/18 Contracted orthodontic activity (UOA)	0
Carry forward orthodontic activity (UOA)	0
Baseline contract value	£176,939.80

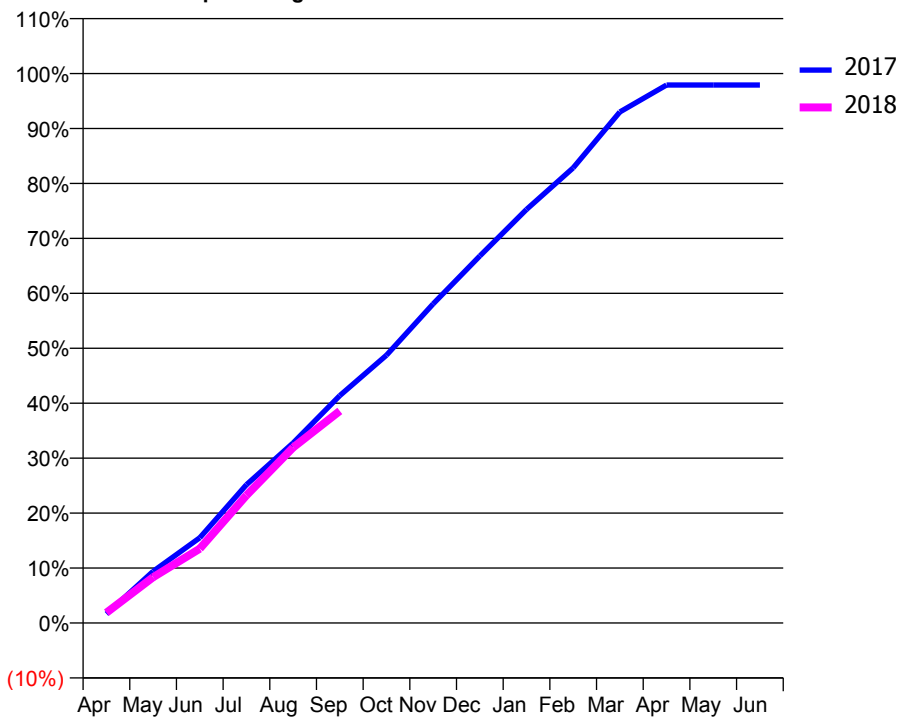
ACCESS*

Patients seen in 24 months	Total	Change since previous quarter
Quarter ending September 2016	2,433	
Quarter ending December 2016	2,407	↓
Quarter ending March 2017	2,429	→
Quarter ending June 2017	2,388	↓
Quarter ending September 2017	2,353	↓
Variance since September 2016	(3.3%)	↓



ACTIVITY

Cumulative percentage of contracted UDA delivered 2017 & 2018



Month	Adjusted Scheduled Activity (UDA)	
	2017	2018
April	128	145
May	730	647
June	1,205	1,050
July	1,954	1,803
August	2,543	2,479
September	3,213	2,996
October	3,783	
November	4,508	
December	5,185	
January	5,842	
February	6,430	
March	7,218	
April	7,600	
May	7,600	
June	7,600	

QUALITY

	Quantity	Base Number	Contract	AT	Region	England
% of FP17s for the same patient ID Re-attending within 3 months - Children	24	380	6.3%	9.3%	11.4%	11.9%
% of FP17s for the same patient ID Re-attending within 3 months - Adults	189	1,383	13.7%	15.0%	15.7%	15.9%
% of FP17s for the same patient ID Re-attending between 3 & 9 months - Children	268	380	70.5%	59.5%	60.6%	58.1%
% of FP17s for the same patient ID Re-attending between 3 & 9 months - Adults	795	1,383	57.5%	51.2%	52.0%	50.6%
% of FP17s for Band 1 Urgent Courses	132	1,628	8.1%	9.6%	9.6%	9.1%
% of FP17s Relating to Free Repair or Replacements	12	1,628	0.7%	0.6%	0.7%	0.8%
% of FP17s Relating to Continuations	4	1,628	0.2%	0.9%	1.0%	1.1%
% of Patients satisfied with the dentistry they have received	3	3	N/A	90.4%	91.6%	91.4%
% of Patients satisfied with the time they had to wait for an appointment	3	3	N/A	87.3%	87.9%	87.7%

* This is based on patients treated on this contract for their most recent course of treatment. Figures in italics indicate the base number of FP17s or Patient Questionnaire responses are less than 100. N/A is shown where the base number of responses is less than 10 during the period. % is calculated as Quantity/Base number*100

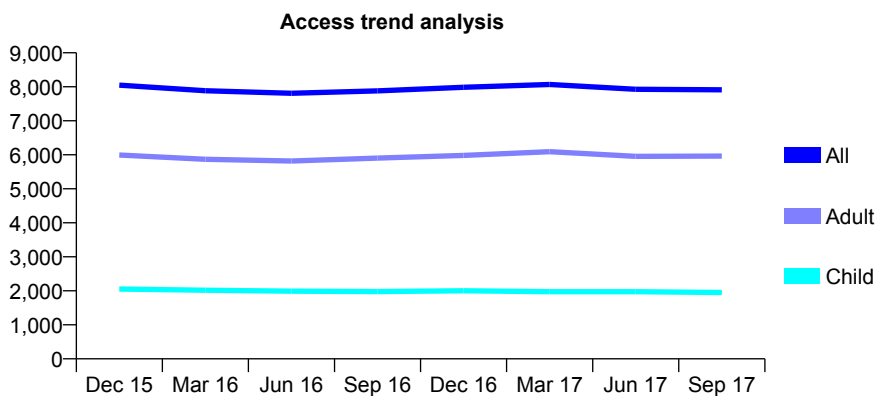
Q68 - Vital Signs At a Glance Contract Report for 193186/0001 - September 2017

Name or company name	M W Botha Limited
Contract type name	GDS Contract
Purpose of contract	General
Contract start date	01/04/2010
Contract end date	

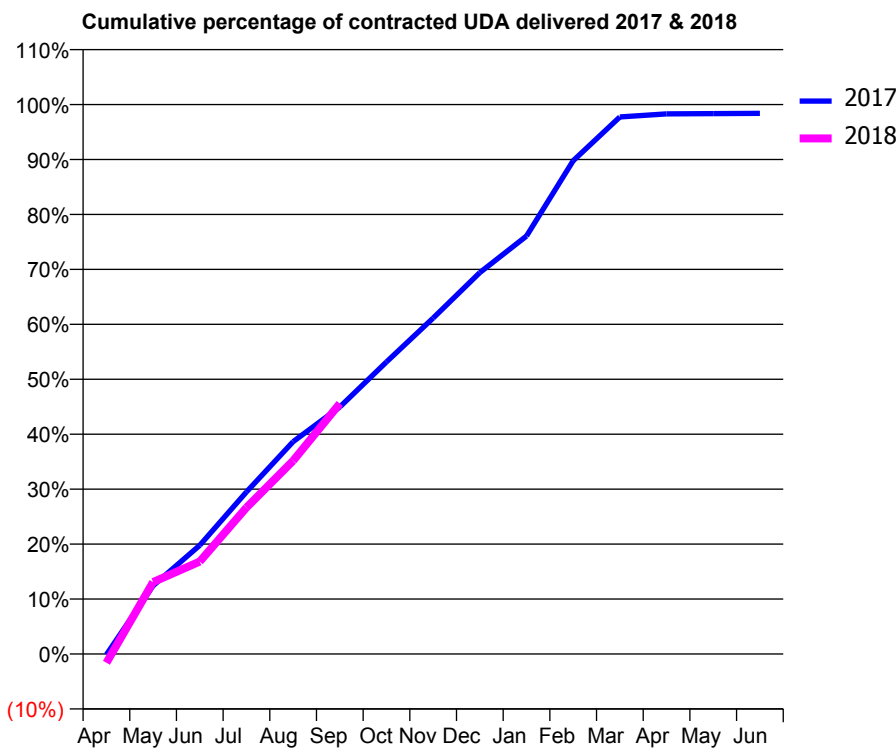
17/18 Contracted general activity (UDA)	21,440
Carry forward general activity (UDA)	345
17/18 Contracted orthodontic activity (UOA)	0
Carry forward orthodontic activity (UOA)	0
Baseline contract value	£662,228.65

ACCESS*

Patients seen in 24 months	Total	Change since previous quarter
Quarter ending September 2016	7,881	
Quarter ending December 2016	7,985	→
Quarter ending March 2017	8,068	→
Quarter ending June 2017	7,929	↓
Quarter ending September 2017	7,913	→
Variance since September 2016	0.4%	→



ACTIVITY



Month	Adjusted Scheduled Activity (UDA)	
	2017	2018
April	-29	-345
May	2,667	2,808
June	4,242	3,607
July	6,325	5,718
August	8,286	7,542
September	9,637	9,773
October	11,398	
November	13,108	
December	14,881	
January	16,307	
February	19,249	
March	20,952	
April	21,077	
May	21,086	
June	21,095	

QUALITY

	Quantity	Base Number	Contract	AT	Region	England
% of FP17s for the same patient ID Re-attending within 3 months - Children	117	1,327	8.8%	9.3%	11.4%	11.9%
% of FP17s for the same patient ID Re-attending within 3 months - Adults	822	3,825	21.5%	15.0%	15.7%	15.9%
% of FP17s for the same patient ID Re-attending between 3 & 9 months - Children	683	1,327	51.5%	59.5%	60.6%	58.1%
% of FP17s for the same patient ID Re-attending between 3 & 9 months - Adults	1,701	3,825	44.5%	51.2%	52.0%	50.6%
% of FP17s for Band 1 Urgent Courses	762	5,030	15.1%	9.6%	9.6%	9.1%
% of FP17s Relating to Free Repair or Replacements	10	5,030	0.2%	0.6%	0.7%	0.8%
% of FP17s Relating to Continuations	20	5,030	0.4%	0.9%	1.0%	1.1%
% of Patients satisfied with the dentistry they have received	7	8	N/A	90.4%	91.6%	91.4%
% of Patients satisfied with the time they had to wait for an appointment	8	8	N/A	87.3%	87.9%	87.7%

* This is based on patients treated on this contract for their most recent course of treatment. Figures in italics indicate the base number of FP17s or Patient Questionnaire responses are less than 100. N/A is shown where the base number of responses is less than 10 during the period. % is calculated as Quantity/Base number*100

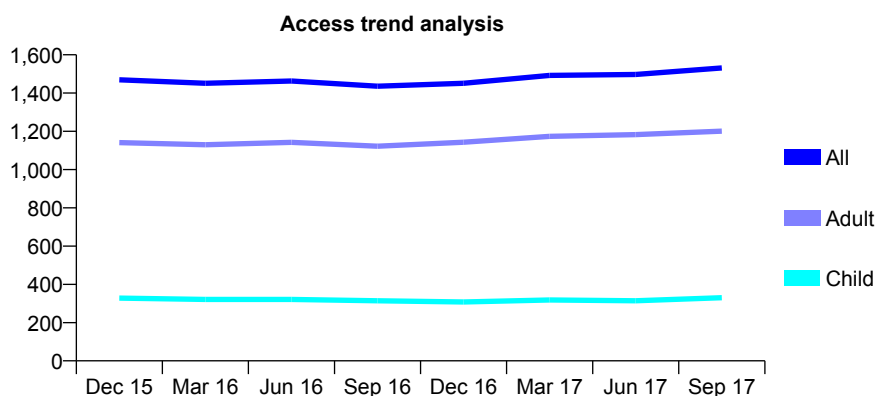
Q68 - Vital Signs At a Glance Contract Report for 193240/0001 - September 2017

Name or company name	Timberhill Dental Practice Ltd
Contract type name	GDS Contract
Purpose of contract	General
Contract start date	01/09/2009
Contract end date	

17/18 Contracted general activity (UDA)	4,942
Carry forward general activity (UDA)	25
17/18 Contracted orthodontic activity (UOA)	0
Carry forward orthodontic activity (UOA)	0
Baseline contract value	£115,640.62

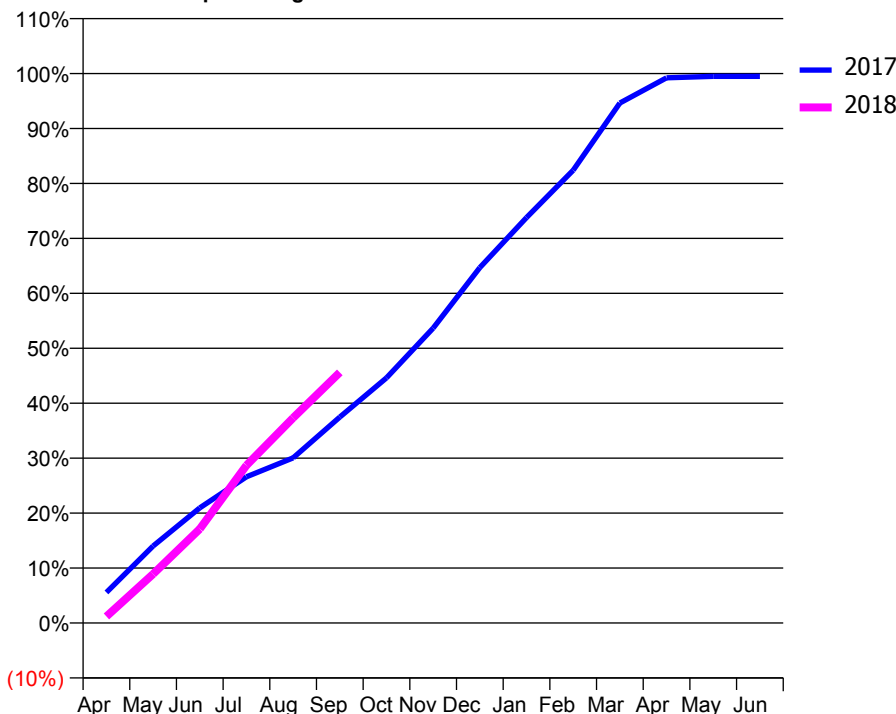
ACCESS*

Patients seen in 24 months	Total	Change since previous quarter
Quarter ending September 2016	1,436	
Quarter ending December 2016	1,451	→
Quarter ending March 2017	1,492	↑
Quarter ending June 2017	1,497	→
Quarter ending September 2017	1,531	↑
Variance since September 2016	6.6%	↑



ACTIVITY

Cumulative percentage of contracted UDA delivered 2017 & 2018



Month	Adjusted Scheduled Activity (UDA)	
	2017	2018
April	276	60
May	693	441
June	1,036	846
July	1,315	1,418
August	1,485	1,846
September	1,853	2,254
October	2,205	
November	2,652	
December	3,197	
January	3,647	
February	4,072	
March	4,677	
April	4,904	
May	4,917	
June	4,917	

QUALITY

	Quantity	Base Number	Contract	AT	Region	England
% of FP17s for the same patient ID Re-attending within 3 months - Children	24	294	8.2%	9.3%	11.4%	11.9%
% of FP17s for the same patient ID Re-attending within 3 months - Adults	126	956	13.2%	15.0%	15.7%	15.9%
% of FP17s for the same patient ID Re-attending between 3 & 9 months - Children	182	294	61.9%	59.5%	60.6%	58.1%
% of FP17s for the same patient ID Re-attending between 3 & 9 months - Adults	573	956	59.9%	51.2%	52.0%	50.6%
% of FP17s for Band 1 Urgent Courses	82	1,141	7.2%	9.6%	9.6%	9.1%
% of FP17s Relating to Free Repair or Replacements	10	1,141	0.9%	0.6%	0.7%	0.8%
% of FP17s Relating to Continuations	9	1,141	0.8%	0.9%	1.0%	1.1%
% of Patients satisfied with the dentistry they have received	3	3	N/A	90.4%	91.6%	91.4%
% of Patients satisfied with the time they had to wait for an appointment	2	3	N/A	87.3%	87.9%	87.7%

* This is based on patients treated on this contract for their most recent course of treatment. Figures in italics indicate the base number of FP17s or Patient Questionnaire responses are less than 100. N/A is shown where the base number of responses is less than 10 during the period. % is calculated as Quantity/Base number*100

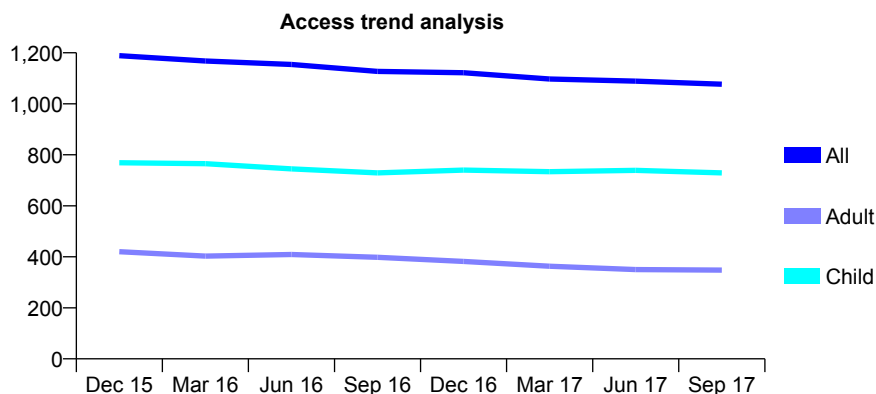
Q68 - Vital Signs At a Glance Contract Report for 193402/0001 - September 2017

Name or company name	Burgess Hill Dental Care Limited
Contract type name	GDS Contract
Purpose of contract	General
Contract start date	01/06/2011
Contract end date	

17/18 Contracted general activity (UDA)	2,975
Carry forward general activity (UDA)	0
17/18 Contracted orthodontic activity (UOA)	0
Carry forward orthodontic activity (UOA)	0
Baseline contract value	£68,873.08

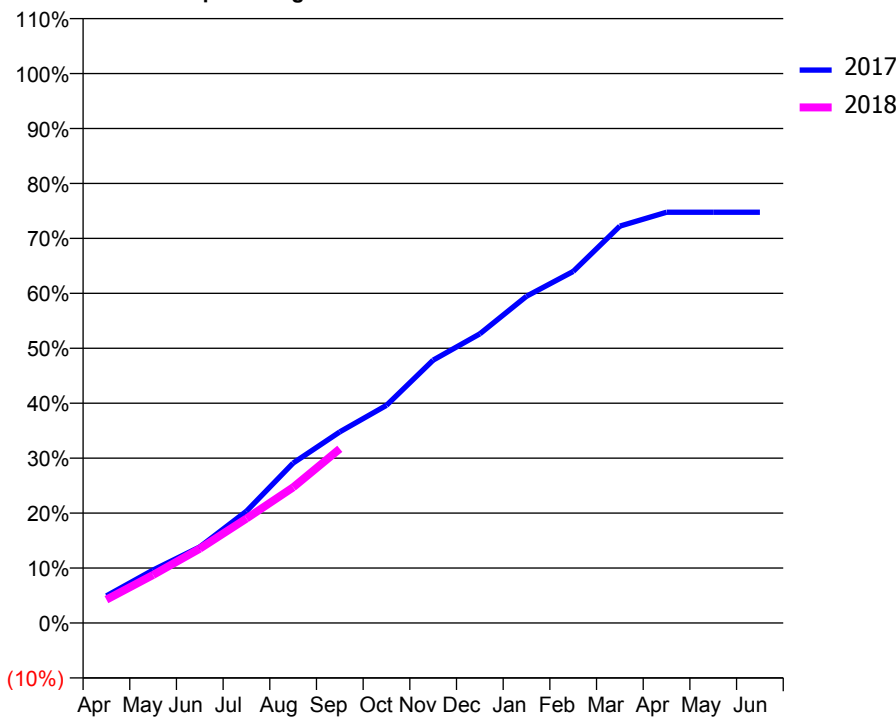
ACCESS*

Patients seen in 24 months	Total	Change since previous quarter
Quarter ending September 2016	1,127	
Quarter ending December 2016	1,122	→
Quarter ending March 2017	1,097	↓
Quarter ending June 2017	1,089	→
Quarter ending September 2017	1,077	↓
Variance since September 2016	(4.4%)	↓



ACTIVITY

Cumulative percentage of contracted UDA delivered 2017 & 2018



Adjusted Scheduled Activity (UDA)

Month	2017	2018
April	147	127
May	287	260
June	412	402
July	605	566
August	866	734
September	1,035	943
October	1,179	
November	1,423	
December	1,565	
January	1,769	
February	1,904	
March	2,149	
April	2,224	
May	2,224	
June	2,224	

QUALITY

	Quantity	Base Number	Contract	AT	Region	England
% of FP17s for the same patient ID Re-attending within 3 months - Children	36	610	5.9%	9.3%	11.4%	11.9%
% of FP17s for the same patient ID Re-attending within 3 months - Adults	12	163	7.4%	15.0%	15.7%	15.9%
% of FP17s for the same patient ID Re-attending between 3 & 9 months - Children	423	610	69.3%	59.5%	60.6%	58.1%
% of FP17s for the same patient ID Re-attending between 3 & 9 months - Adults	92	163	56.4%	51.2%	52.0%	50.6%
% of FP17s for Band 1 Urgent Courses	11	722	1.5%	9.6%	9.6%	9.1%
% of FP17s Relating to Free Repair or Replacements	1	722	0.1%	0.6%	0.7%	0.8%
% of FP17s Relating to Continuations	12	722	1.7%	0.9%	1.0%	1.1%
% of Patients satisfied with the dentistry they have received	2	2	N/A	90.4%	91.6%	91.4%
% of Patients satisfied with the time they had to wait for an appointment	2	2	N/A	87.3%	87.9%	87.7%

* This is based on patients treated on this contract for their most recent course of treatment. Figures in italics indicate the base number of FP17s or Patient Questionnaire responses are less than 100. N/A is shown where the base number of responses is less than 10 during the period. % is calculated as Quantity/Base number*100

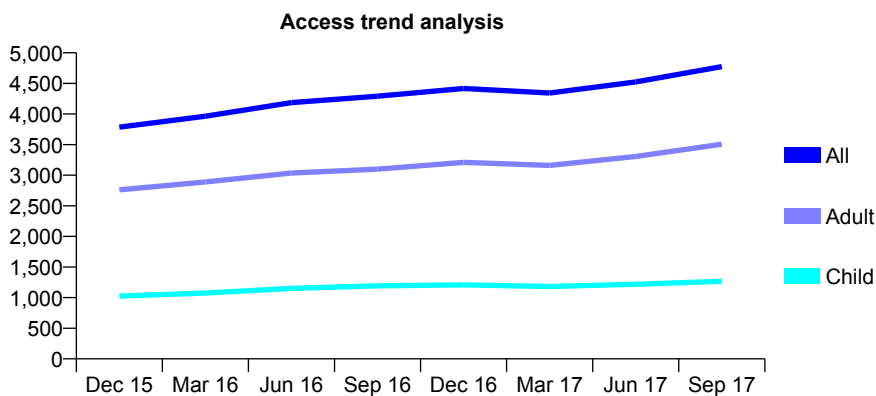
Q68 - Vital Signs At a Glance Contract Report for 193569/0001 - September 2017

Name or company name	Hollybush Dental Care Limited
Contract type name	GDS Contract
Purpose of contract	General
Contract start date	01/01/2008
Contract end date	

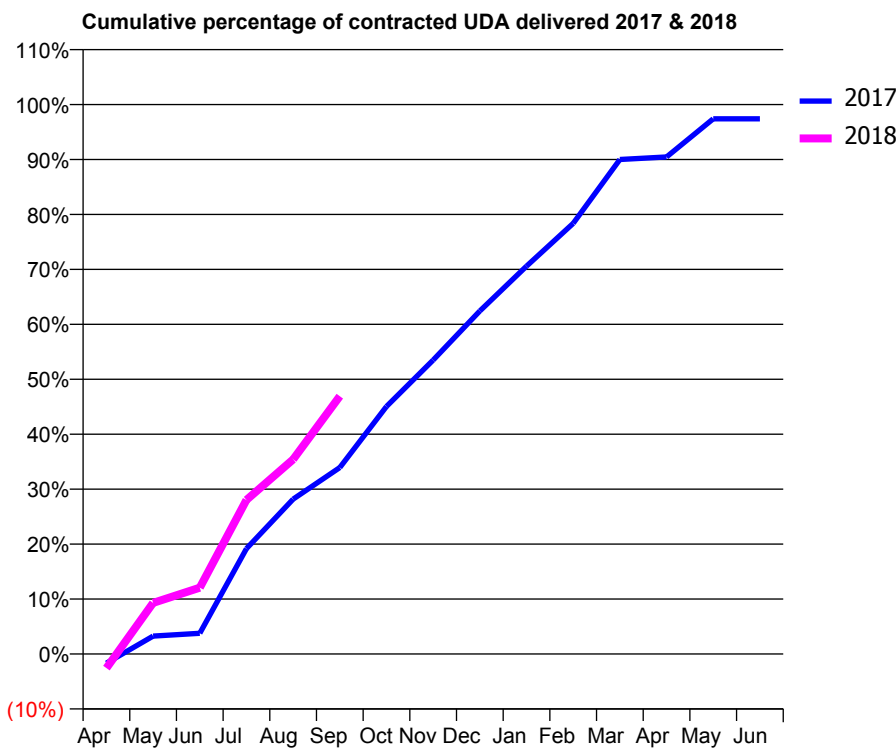
17/18 Contracted general activity (UDA)	10,760
Carry forward general activity (UDA)	279
17/18 Contracted orthodontic activity (UOA)	0
Carry forward orthodontic activity (UOA)	0
Baseline contract value	£285,993.05

ACCESS*

Patients seen in 24 months	Total	Change since previous quarter
Quarter ending September 2016	4,291	
Quarter ending December 2016	4,418	↑
Quarter ending March 2017	4,343	↓
Quarter ending June 2017	4,524	↑
Quarter ending September 2017	4,774	↑
Variance since September 2016	11.3%	↑



ACTIVITY



Month	Adjusted Scheduled Activity (UDA)	
	2017	2018
April	-180	-279
May	351	1,003
June	406	1,299
July	2,065	3,018
August	3,032	3,812
September	3,651	5,050
October	4,847	
November	5,757	
December	6,717	
January	7,595	
February	8,433	
March	9,684	
April	9,733	
May	10,481	
June	10,481	

QUALITY

	Quantity	Base Number	Contract	AT	Region	England
% of FP17s for the same patient ID Re-attending within 3 months - Children	58	809	7.2%	9.3%	11.4%	11.9%
% of FP17s for the same patient ID Re-attending within 3 months - Adults	301	1,984	15.2%	15.0%	15.7%	15.9%
% of FP17s for the same patient ID Re-attending between 3 & 9 months - Children	359	809	44.4%	59.5%	60.6%	58.1%
% of FP17s for the same patient ID Re-attending between 3 & 9 months - Adults	633	1,984	31.9%	51.2%	52.0%	50.6%
% of FP17s for Band 1 Urgent Courses	293	2,496	11.7%	9.6%	9.6%	9.1%
% of FP17s Relating to Free Repair or Replacements	0	2,496	0.0%	0.6%	0.7%	0.8%
% of FP17s Relating to Continuations	104	2,496	4.2%	0.9%	1.0%	1.1%
% of Patients satisfied with the dentistry they have received	3	3	N/A	90.4%	91.6%	91.4%
% of Patients satisfied with the time they had to wait for an appointment	1	3	N/A	87.3%	87.9%	87.7%

* This is based on patients treated on this contract for their most recent course of treatment. Figures in italics indicate the base number of FP17s or Patient Questionnaire responses are less than 100. N/A is shown where the base number of responses is less than 10 during the period. % is calculated as Quantity/Base number*100

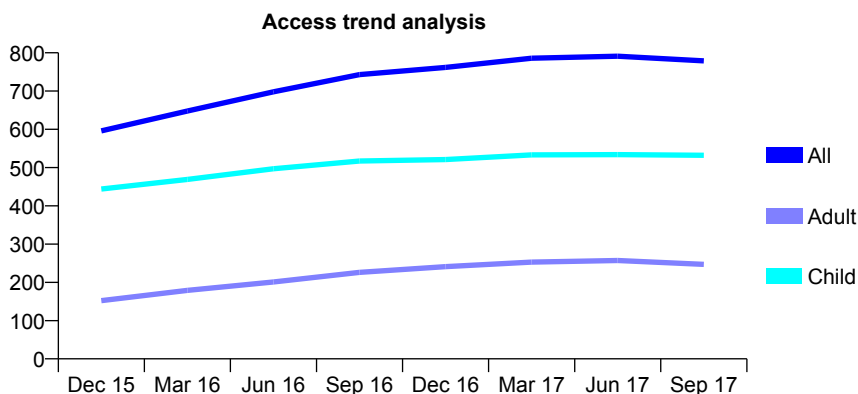
Q68 - Vital Signs At a Glance Contract Report for 193593/0001 - September 2017

Name or company name	Westdene Dental Practice
Contract type name	GDS Contract
Purpose of contract	General
Contract start date	07/04/2015
Contract end date	

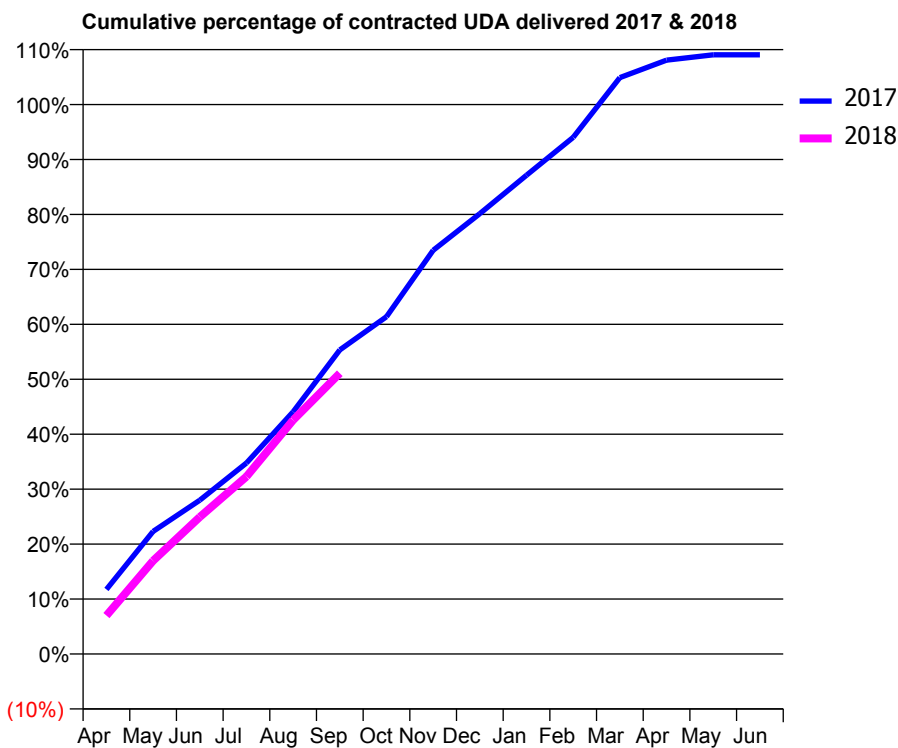
17/18 Contracted general activity (UDA)	1,450
Carry forward general activity (UDA)	-29
17/18 Contracted orthodontic activity (UOA)	0
Carry forward orthodontic activity (UOA)	0
Baseline contract value	£32,311.21

ACCESS*

Patients seen in 24 months	Total	Change since previous quarter
Quarter ending September 2016	743	
Quarter ending December 2016	762	↑
Quarter ending March 2017	786	↑
Quarter ending June 2017	791	→
Quarter ending September 2017	779	↓
Variance since September 2016	4.8%	↑



ACTIVITY



Adjusted Scheduled Activity (UDA)		
Month	2017	2018
April	170	102
May	324	246
June	406	361
July	504	468
August	639	617
September	803	741
October	890	
November	1,065	
December	1,162	
January	1,263	
February	1,363	
March	1,521	
April	1,567	
May	1,581	
June	1,581	

QUALITY

	Quantity	Base Number	Contract	AT	Region	England
% of FP17s for the same patient ID Re-attending within 3 months - Children	26	414	6.3%	9.3%	11.4%	11.9%
% of FP17s for the same patient ID Re-attending within 3 months - Adults	13	133	9.8%	15.0%	15.7%	15.9%
% of FP17s for the same patient ID Re-attending between 3 & 9 months - Children	268	414	64.7%	59.5%	60.6%	58.1%
% of FP17s for the same patient ID Re-attending between 3 & 9 months - Adults	70	133	52.6%	51.2%	52.0%	50.6%
% of FP17s for Band 1 Urgent Courses	15	515	2.9%	9.6%	9.6%	9.1%
% of FP17s Relating to Free Repair or Replacements	0	515	0.0%	0.6%	0.7%	0.8%
% of FP17s Relating to Continuations	9	515	1.7%	0.9%	1.0%	1.1%
% of Patients satisfied with the dentistry they have received	2	2	N/A	90.4%	91.6%	91.4%
% of Patients satisfied with the time they had to wait for an appointment	2	2	N/A	87.3%	87.9%	87.7%

* This is based on patients treated on this contract for their most recent course of treatment. Figures in italics indicate the base number of FP17s or Patient Questionnaire responses are less than 100. N/A is shown where the base number of responses is less than 10 during the period. % is calculated as Quantity/Base number*100

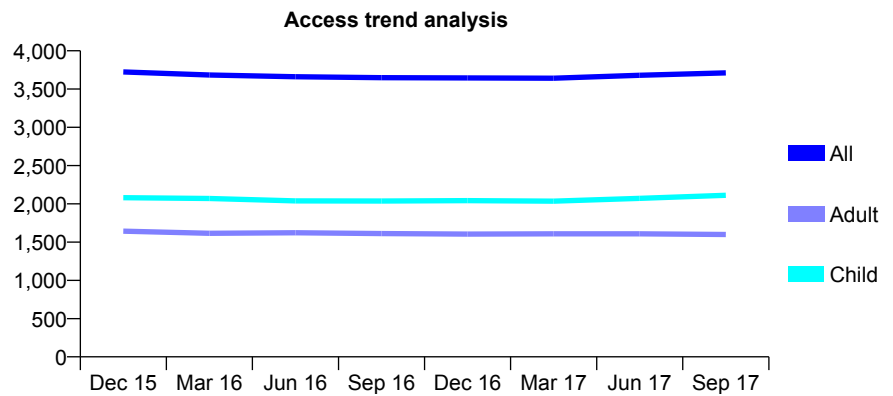
Q68 - Vital Signs At a Glance Contract Report for 193739/0001 - September 2017

Name or company name	Grand Avenue Dental Practice
Contract type name	GDS Contract
Purpose of contract	General
Contract start date	01/04/2006
Contract end date	

17/18 Contracted general activity (UDA)	7,425
Carry forward general activity (UDA)	0
17/18 Contracted orthodontic activity (UOA)	0
Carry forward orthodontic activity (UOA)	0
Baseline contract value	£162,661.78

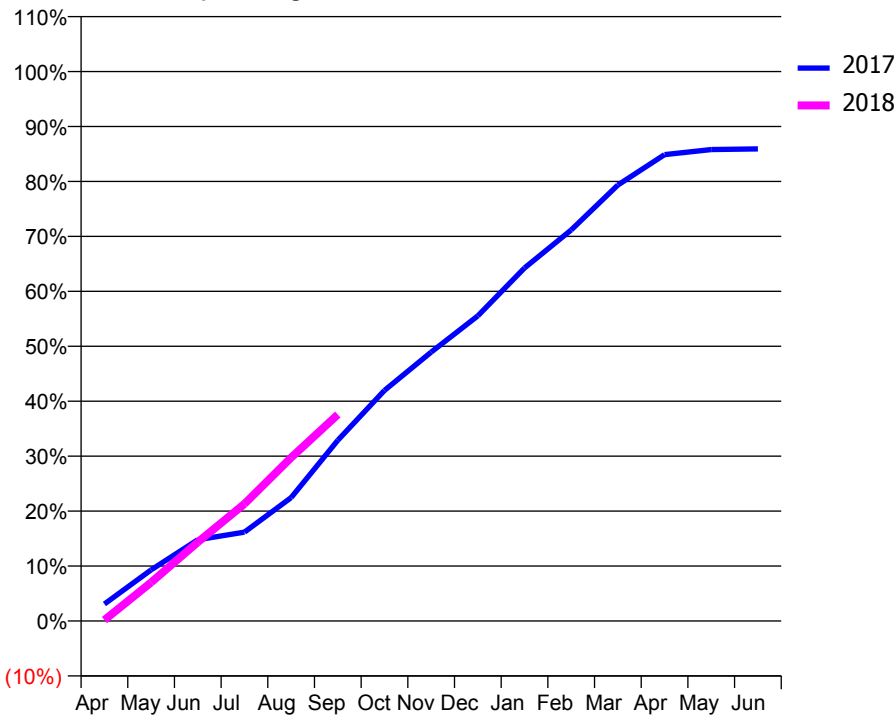
ACCESS*

Patients seen in 24 months	Total	Change since previous quarter
Quarter ending September 2016	3,648	
Quarter ending December 2016	3,646	→
Quarter ending March 2017	3,641	→
Quarter ending June 2017	3,680	→
Quarter ending September 2017	3,711	→
Variance since September 2016	1.7%	→



ACTIVITY

Cumulative percentage of contracted UDA delivered 2017 & 2018



Month	Adjusted Scheduled Activity (UDA)	
	2017	2018
April	230	13
May	690	522
June	1,098	1,065
July	1,200	1,583
August	1,668	2,208
September	2,442	2,790
October	3,117	
November	3,634	
December	4,124	
January	4,770	
February	5,284	
March	5,891	
April	6,303	
May	6,371	
June	6,380	

QUALITY

	Quantity	Base Number	Contract	AT	Region	England
% of FP17s for the same patient ID Re-attending within 3 months - Children	82	1,554	5.3%	9.3%	11.4%	11.9%
% of FP17s for the same patient ID Re-attending within 3 months - Adults	64	859	7.5%	15.0%	15.7%	15.9%
% of FP17s for the same patient ID Re-attending between 3 & 9 months - Children	959	1,554	61.7%	59.5%	60.6%	58.1%
% of FP17s for the same patient ID Re-attending between 3 & 9 months - Adults	529	859	61.6%	51.2%	52.0%	50.6%
% of FP17s for Band 1 Urgent Courses	104	2,082	5.0%	9.6%	9.6%	9.1%
% of FP17s Relating to Free Repair or Replacements	2	2,082	0.1%	0.6%	0.7%	0.8%
% of FP17s Relating to Continuations	4	2,082	0.2%	0.9%	1.0%	1.1%
% of Patients satisfied with the dentistry they have received	1	1	N/A	90.4%	91.6%	91.4%
% of Patients satisfied with the time they had to wait for an appointment	1	1	N/A	87.3%	87.9%	87.7%

* This is based on patients treated on this contract for their most recent course of treatment. Figures in italics indicate the base number of FP17s or Patient Questionnaire responses are less than 100. N/A is shown where the base number of responses is less than 10 during the period. % is calculated as Quantity/Base number*100

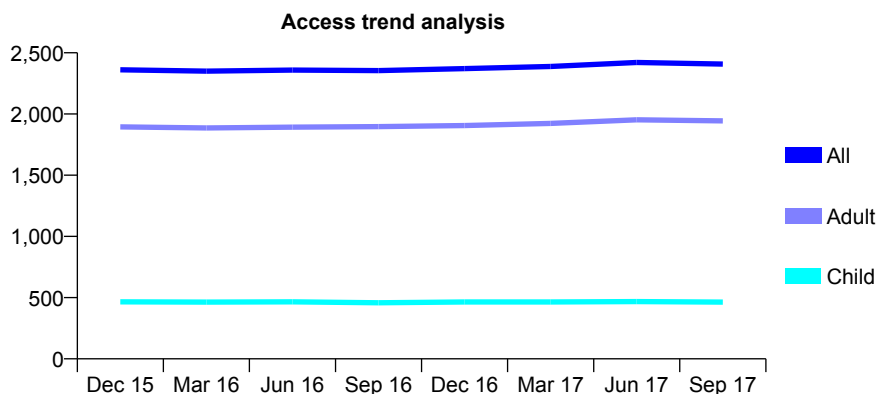
Q68 - Vital Signs At a Glance Contract Report for 193828/0001 - September 2017

Name or company name	Rottingdean Dental Care
Contract type name	GDS Contract
Purpose of contract	General
Contract start date	01/11/2009
Contract end date	

17/18 Contracted general activity (UDA)	8,000
Carry forward general activity (UDA)	302
17/18 Contracted orthodontic activity (UOA)	0
Carry forward orthodontic activity (UOA)	0
Baseline contract value	£206,873.62

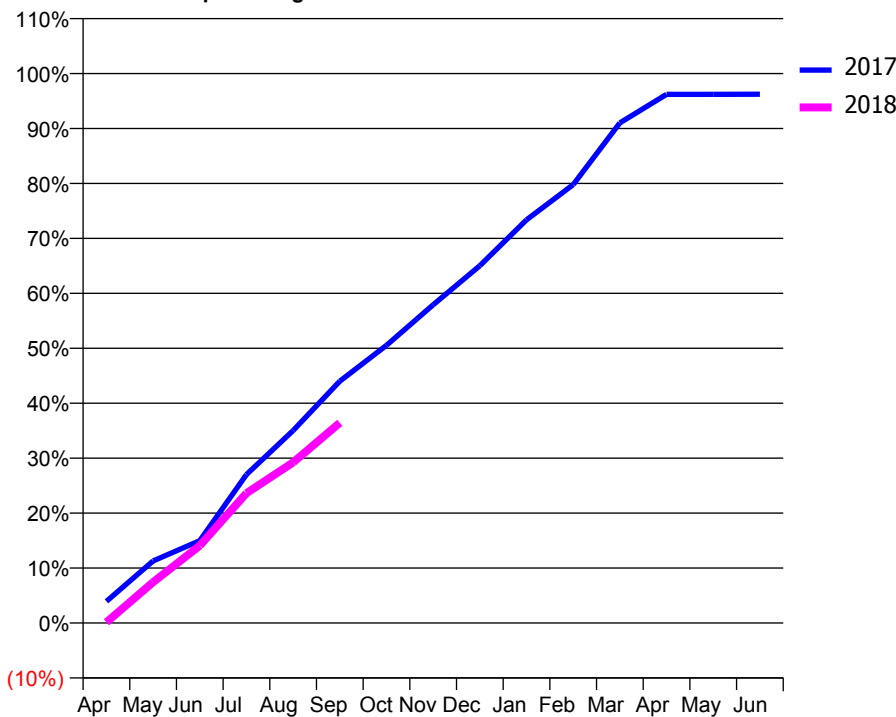
ACCESS*

Patients seen in 24 months	Total	Change since previous quarter
Quarter ending September 2016	2,355	
Quarter ending December 2016	2,371	→
Quarter ending March 2017	2,388	→
Quarter ending June 2017	2,421	→
Quarter ending September 2017	2,408	→
Variance since September 2016	2.3%	↑



ACTIVITY

Cumulative percentage of contracted UDA delivered 2017 & 2018



Month	Adjusted Scheduled Activity (UDA)	
	2017	2018
April	316	10
May	903	595
June	1,198	1,127
July	2,161	1,891
August	2,803	2,339
September	3,522	2,916
October	4,043	
November	4,633	
December	5,201	
January	5,870	
February	6,383	
March	7,282	
April	7,696	
May	7,697	
June	7,698	

QUALITY

	Quantity	Base Number	Contract	AT	Region	England
% of FP17s for the same patient ID Re-attending within 3 months - Children	49	405	12.1%	9.3%	11.4%	11.9%
% of FP17s for the same patient ID Re-attending within 3 months - Adults	304	1,597	19.0%	15.0%	15.7%	15.9%
% of FP17s for the same patient ID Re-attending between 3 & 9 months - Children	277	405	68.4%	59.5%	60.6%	58.1%
% of FP17s for the same patient ID Re-attending between 3 & 9 months - Adults	999	1,597	62.6%	51.2%	52.0%	50.6%
% of FP17s for Band 1 Urgent Courses	114	1,806	6.3%	9.6%	9.6%	9.1%
% of FP17s Relating to Free Repair or Replacements	44	1,806	2.4%	0.6%	0.7%	0.8%
% of FP17s Relating to Continuations	22	1,806	1.2%	0.9%	1.0%	1.1%
% of Patients satisfied with the dentistry they have received	14	14	100.0%	90.4%	91.6%	91.4%
% of Patients satisfied with the time they had to wait for an appointment	13	14	92.9%	87.3%	87.9%	87.7%

* This is based on patients treated on this contract for their most recent course of treatment. Figures in italics indicate the base number of FP17s or Patient Questionnaire responses are less than 100. N/A is shown where the base number of responses is less than 10 during the period. % is calculated as Quantity/Base number*100

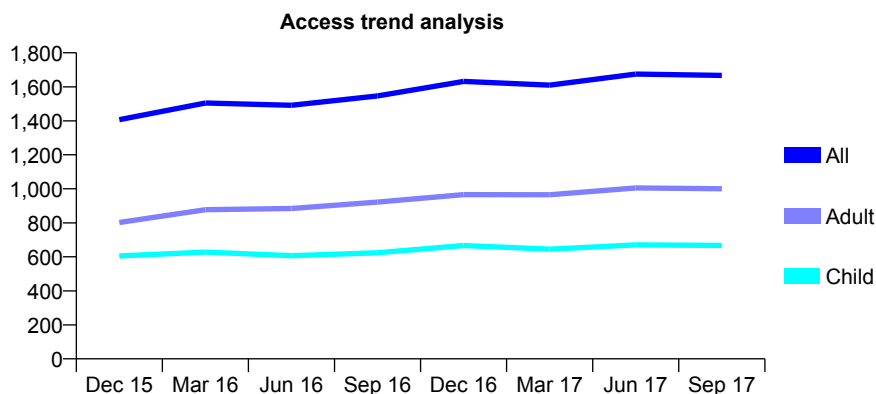
Q68 - Vital Signs At a Glance Contract Report for 194883/0001 - September 2017

Name or company name	Church Road Dental Care
Contract type name	GDS Contract
Purpose of contract	General
Contract start date	01/04/2013
Contract end date	

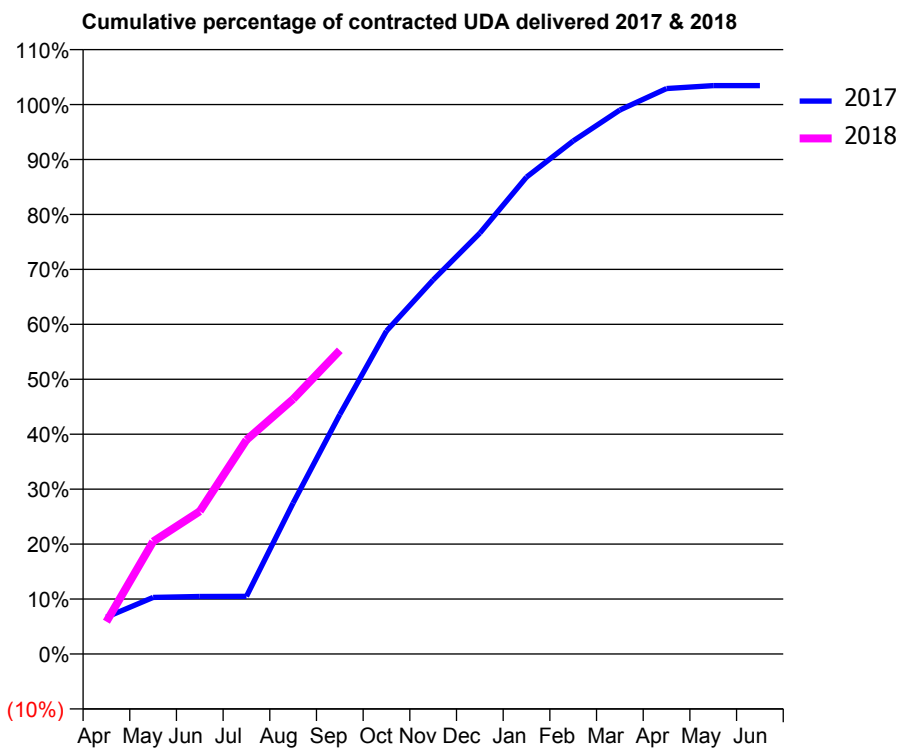
17/18 Contracted general activity (UDA)	3,438
Carry forward general activity (UDA)	-69
17/18 Contracted orthodontic activity (UOA)	0
Carry forward orthodontic activity (UOA)	0
Baseline contract value	£82,970.12

ACCESS*

Patients seen in 24 months	Total	Change since previous quarter
Quarter ending September 2016	1,546	
Quarter ending December 2016	1,632	↑
Quarter ending March 2017	1,610	↓
Quarter ending June 2017	1,675	↑
Quarter ending September 2017	1,667	→
Variance since September 2016	7.8%	↑



ACTIVITY



Month	Adjusted Scheduled Activity (UDA)	
	2017	2018
April	231	202
May	354	704
June	360	893
July	361	1,340
August	945	1,595
September	1,499	1,900
October	2,021	
November	2,340	
December	2,634	
January	2,984	
February	3,210	
March	3,404	
April	3,538	
May	3,556	
June	3,556	

QUALITY

	Quantity	Base Number	Contract	AT	Region	England
% of FP17s for the same patient ID Re-attending within 3 months - Children	17	466	3.6%	9.3%	11.4%	11.9%
% of FP17s for the same patient ID Re-attending within 3 months - Adults	50	564	8.9%	15.0%	15.7%	15.9%
% of FP17s for the same patient ID Re-attending between 3 & 9 months - Children	217	466	46.6%	59.5%	60.6%	58.1%
% of FP17s for the same patient ID Re-attending between 3 & 9 months - Adults	211	564	37.4%	51.2%	52.0%	50.6%
% of FP17s for Band 1 Urgent Courses	59	971	6.1%	9.6%	9.6%	9.1%
% of FP17s Relating to Free Repair or Replacements	0	971	0.0%	0.6%	0.7%	0.8%
% of FP17s Relating to Continuations	2	971	0.2%	0.9%	1.0%	1.1%
% of Patients satisfied with the dentistry they have received	2	2	N/A	90.4%	91.6%	91.4%
% of Patients satisfied with the time they had to wait for an appointment	2	2	N/A	87.3%	87.9%	87.7%

* This is based on patients treated on this contract for their most recent course of treatment. Figures in italics indicate the base number of FP17s or Patient Questionnaire responses are less than 100. N/A is shown where the base number of responses is less than 10 during the period. % is calculated as Quantity/Base number*100

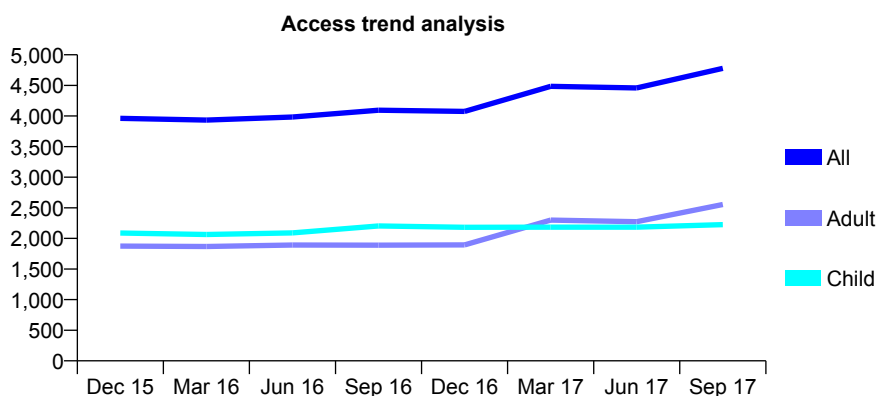
Q68 - Vital Signs At a Glance Contract Report for 195138/0001 - September 2017

Name or company name	Mr Manish Patel & Mrs Preeti Patel
Contract type name	GDS Contract
Purpose of contract	General
Contract start date	16/01/2012
Contract end date	

17/18 Contracted general activity (UDA)	15,000
Carry forward general activity (UDA)	-194
17/18 Contracted orthodontic activity (UOA)	0
Carry forward orthodontic activity (UOA)	0
Baseline contract value	£406,768.80

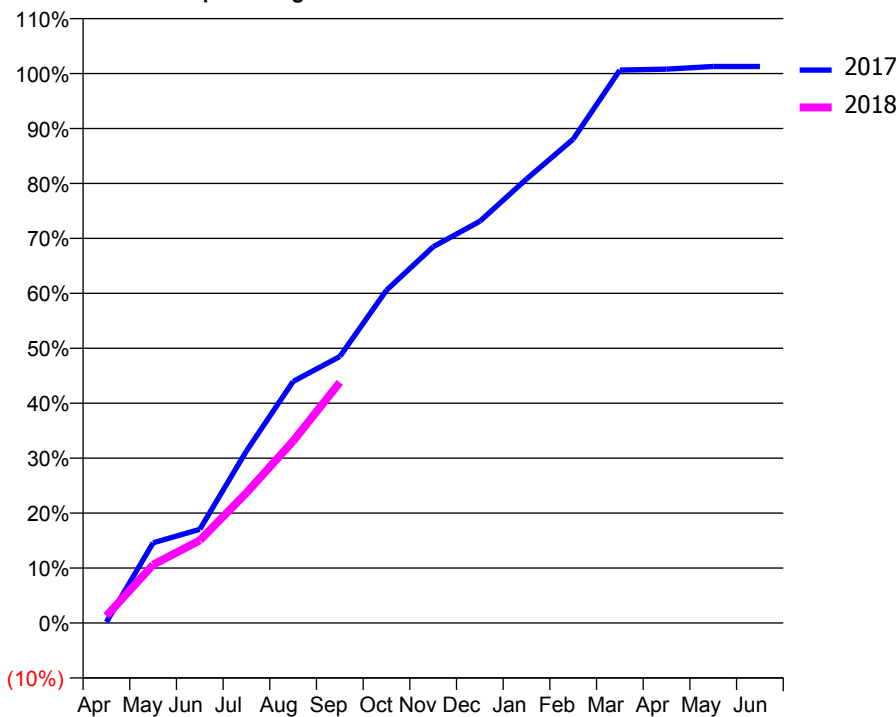
ACCESS*

Patients seen in 24 months	Total	Change since previous quarter
Quarter ending September 2016	4,095	
Quarter ending December 2016	4,076	→
Quarter ending March 2017	4,484	↑
Quarter ending June 2017	4,458	→
Quarter ending September 2017	4,779	↑
Variance since September 2016	16.7%	↑



ACTIVITY

Cumulative percentage of contracted UDA delivered 2017 & 2018



Month	Adjusted Scheduled Activity (UDA)	
	2017	2018
April	26	194
May	2,190	1,594
June	2,558	2,255
July	4,698	3,555
August	6,595	4,967
September	7,276	6,569
October	9,085	
November	10,272	
December	10,967	
January	12,120	
February	13,207	
March	15,095	
April	15,119	
May	15,190	
June	15,193	

QUALITY

	Quantity	Base Number	Contract	AT	Region	England
% of FP17s for the same patient ID Re-attending within 3 months - Children	60	1,157	5.2%	9.3%	11.4%	11.9%
% of FP17s for the same patient ID Re-attending within 3 months - Adults	64	1,089	5.9%	15.0%	15.7%	15.9%
% of FP17s for the same patient ID Re-attending between 3 & 9 months - Children	424	1,157	36.6%	59.5%	60.6%	58.1%
% of FP17s for the same patient ID Re-attending between 3 & 9 months - Adults	345	1,089	31.7%	51.2%	52.0%	50.6%
% of FP17s for Band 1 Urgent Courses	76	2,201	3.5%	9.6%	9.6%	9.1%
% of FP17s Relating to Free Repair or Replacements	0	2,201	0.0%	0.6%	0.7%	0.8%
% of FP17s Relating to Continuations	20	2,201	0.9%	0.9%	1.0%	1.1%
% of Patients satisfied with the dentistry they have received	2	3	N/A	90.4%	91.6%	91.4%
% of Patients satisfied with the time they had to wait for an appointment	2	3	N/A	87.3%	87.9%	87.7%

* This is based on patients treated on this contract for their most recent course of treatment. Figures in italics indicate the base number of FP17s or Patient Questionnaire responses are less than 100. N/A is shown where the base number of responses is less than 10 during the period. % is calculated as Quantity/Base number*100

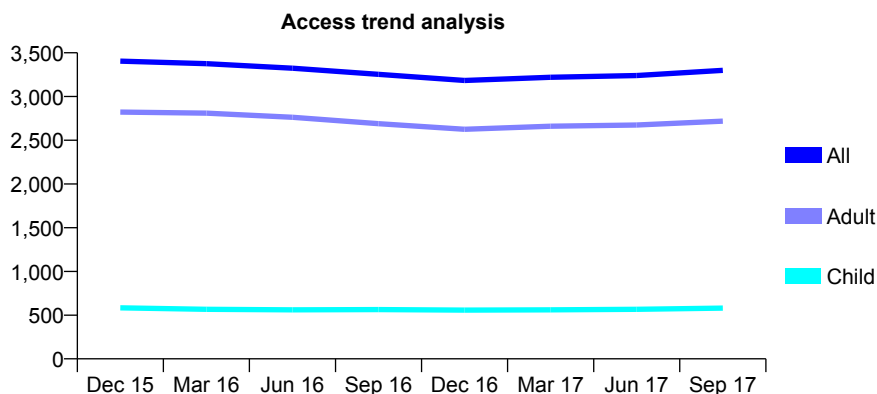
Q68 - Vital Signs At a Glance Contract Report for 195553/0001 - September 2017

Name or company name	Dr Satnam Louis Limited
Contract type name	GDS Contract
Purpose of contract	General
Contract start date	01/04/2010
Contract end date	

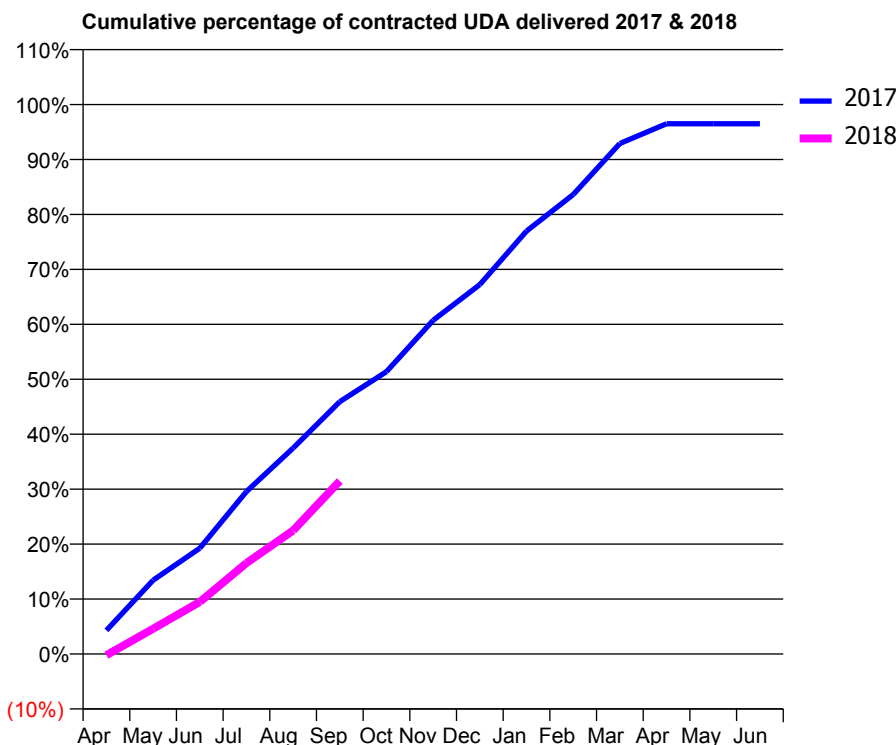
17/18 Contracted general activity (UDA)	11,000
Carry forward general activity (UDA)	385
17/18 Contracted orthodontic activity (UOA)	0
Carry forward orthodontic activity (UOA)	0
Baseline contract value	£341,232.05

ACCESS*

Patients seen in 24 months	Total	Change since previous quarter
Quarter ending September 2016	3,253	
Quarter ending December 2016	3,183	↓
Quarter ending March 2017	3,220	→
Quarter ending June 2017	3,240	→
Quarter ending September 2017	3,299	→
Variance since September 2016	1.4%	→



ACTIVITY



Month	Adjusted Scheduled Activity (UDA)	
	2017	2018
April	473	-24
May	1,477	507
June	2,118	1,043
July	3,253	1,822
August	4,122	2,474
September	5,051	3,464
October	5,652	
November	6,680	
December	7,395	
January	8,466	
February	9,198	
March	10,218	
April	10,616	
May	10,615	
June	10,615	

QUALITY

	Quantity	Base Number	Contract	AT	Region	England
% of FP17s for the same patient ID Re-attending within 3 months - Children	15	380	3.9%	9.3%	11.4%	11.9%
% of FP17s for the same patient ID Re-attending within 3 months - Adults	215	1,852	11.6%	15.0%	15.7%	15.9%
% of FP17s for the same patient ID Re-attending between 3 & 9 months - Children	224	380	58.9%	59.5%	60.6%	58.1%
% of FP17s for the same patient ID Re-attending between 3 & 9 months - Adults	1,043	1,852	56.3%	51.2%	52.0%	50.6%
% of FP17s for Band 1 Urgent Courses	141	2,079	6.8%	9.6%	9.6%	9.1%
% of FP17s Relating to Free Repair or Replacements	17	2,079	0.8%	0.6%	0.7%	0.8%
% of FP17s Relating to Continuations	14	2,079	0.7%	0.9%	1.0%	1.1%
% of Patients satisfied with the dentistry they have received	12	12	100.0%	90.4%	91.6%	91.4%
% of Patients satisfied with the time they had to wait for an appointment	12	12	100.0%	87.3%	87.9%	87.7%

* This is based on patients treated on this contract for their most recent course of treatment. Figures in italics indicate the base number of FP17s or Patient Questionnaire responses are less than 100. N/A is shown where the base number of responses is less than 10 during the period. % is calculated as Quantity/Base number*100

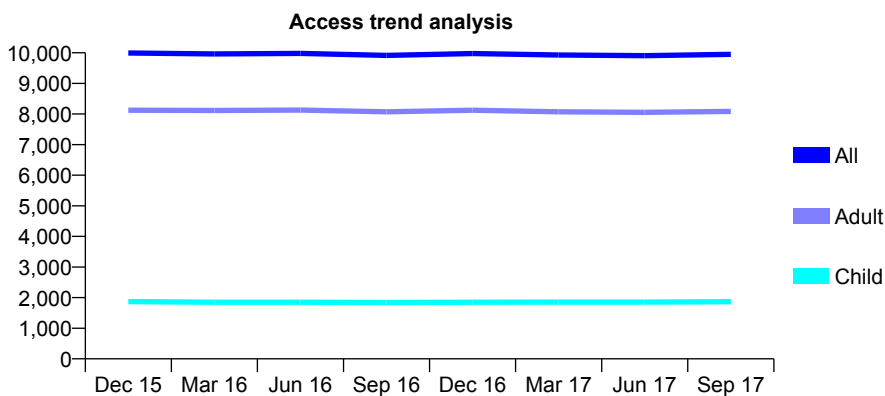
Q68 - Vital Signs At a Glance Contract Report for 197440/0001 - September 2017

Name or company name	Hinal Patel and Shivali Patel
Contract type name	GDS Contract
Purpose of contract	General
Contract start date	01/10/2010
Contract end date	

17/18 Contracted general activity (UDA)	28,271
Carry forward general activity (UDA)	-367
17/18 Contracted orthodontic activity (UOA)	0
Carry forward orthodontic activity (UOA)	0
Baseline contract value	£643,644.07

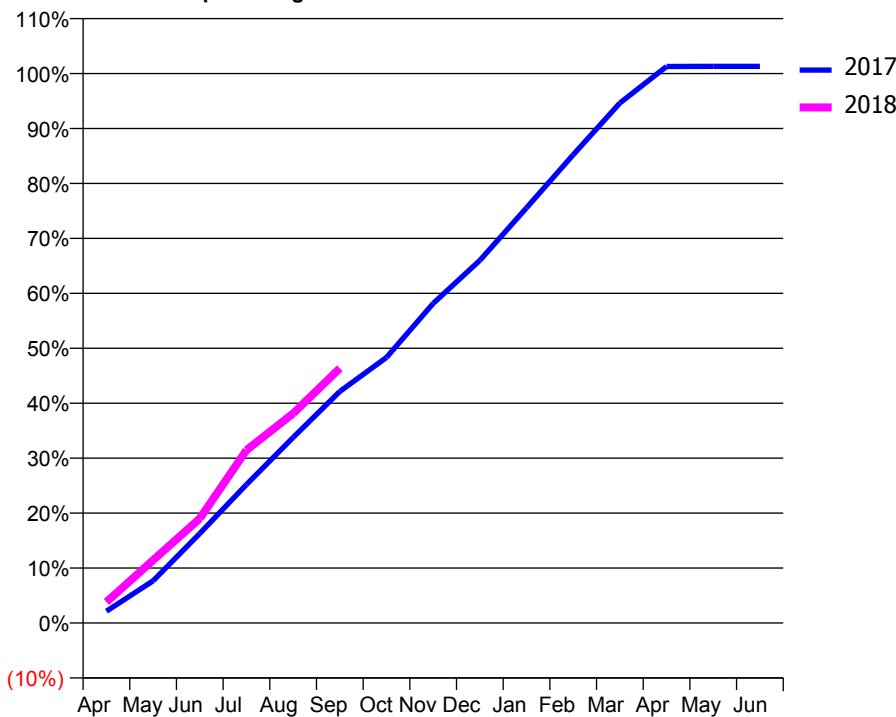
ACCESS*

Patients seen in 24 months	Total	Change since previous quarter
Quarter ending September 2016	9,914	
Quarter ending December 2016	9,976	→
Quarter ending March 2017	9,926	→
Quarter ending June 2017	9,907	→
Quarter ending September 2017	9,951	→
Variance since September 2016	0.4%	→



ACTIVITY

Cumulative percentage of contracted UDA delivered 2017 & 2018



Month	Adjusted Scheduled Activity (UDA)	
	2017	2018
April	608	1,081
May	2,174	3,237
June	4,607	5,374
July	7,125	8,895
August	9,545	10,781
September	11,912	13,110
October	13,663	
November	16,438	
December	18,658	
January	21,363	
February	24,092	
March	26,753	
April	28,635	
May	28,637	
June	28,638	

QUALITY

	Quantity	Base Number	Contract	AT	Region	England
% of FP17s for the same patient ID Re-attending within 3 months - Children	94	1,491	6.3%	9.3%	11.4%	11.9%
% of FP17s for the same patient ID Re-attending within 3 months - Adults	928	6,003	15.5%	15.0%	15.7%	15.9%
% of FP17s for the same patient ID Re-attending between 3 & 9 months - Children	950	1,491	63.7%	59.5%	60.6%	58.1%
% of FP17s for the same patient ID Re-attending between 3 & 9 months - Adults	3,398	6,003	56.6%	51.2%	52.0%	50.6%
% of FP17s for Band 1 Urgent Courses	463	6,726	6.9%	9.6%	9.6%	9.1%
% of FP17s Relating to Free Repair or Replacements	44	6,726	0.7%	0.6%	0.7%	0.8%
% of FP17s Relating to Continuations	224	6,726	3.3%	0.9%	1.0%	1.1%
% of Patients satisfied with the dentistry they have received	14	17	82.4%	90.4%	91.6%	91.4%
% of Patients satisfied with the time they had to wait for an appointment	12	17	70.6%	87.3%	87.9%	87.7%

* This is based on patients treated on this contract for their most recent course of treatment. Figures in italics indicate the base number of FP17s or Patient Questionnaire responses are less than 100. N/A is shown where the base number of responses is less than 10 during the period. % is calculated as Quantity/Base number*100

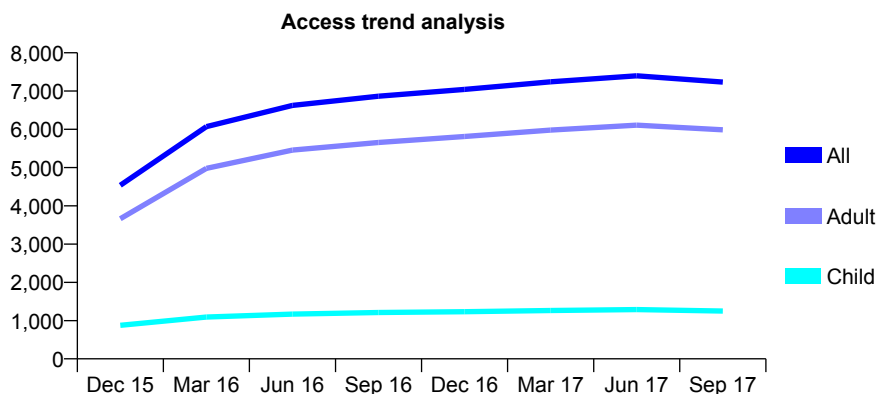
Q68 - Vital Signs At a Glance Contract Report for 198374/0001 - September 2017

Name or company name	The Brassey Avenue Dental Practice Partn
Contract type name	GDS Contract
Purpose of contract	General
Contract start date	01/07/2015
Contract end date	

17/18 Contracted general activity (UDA)	18,773
Carry forward general activity (UDA)	0
17/18 Contracted orthodontic activity (UOA)	0
Carry forward orthodontic activity (UOA)	0
Baseline contract value	£424,282.69

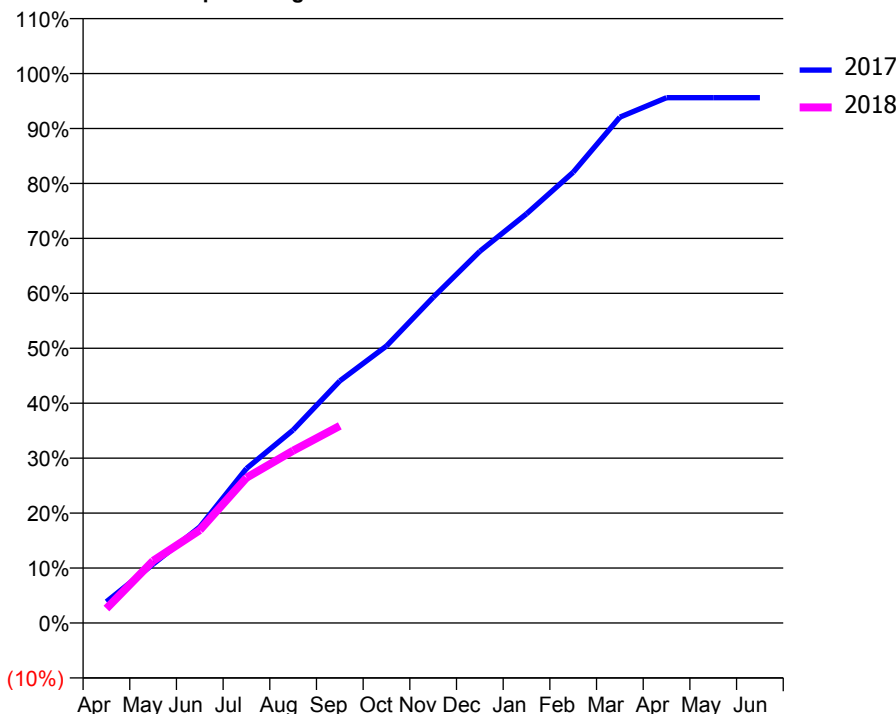
ACCESS*

Patients seen in 24 months	Total	Change since previous quarter
Quarter ending September 2016	6,867	
Quarter ending December 2016	7,043	↑
Quarter ending March 2017	7,243	↑
Quarter ending June 2017	7,398	↑
Quarter ending September 2017	7,236	↓
Variance since September 2016	5.4%	↑



ACTIVITY

Cumulative percentage of contracted UDA delivered 2017 & 2018



Month	Adjusted Scheduled Activity (UDA)	
	2017	2018
April	727	495
May	2,010	2,126
June	3,280	3,175
July	5,276	4,962
August	6,594	5,887
September	8,272	6,733
October	9,465	
November	11,129	
December	12,699	
January	13,978	
February	15,400	
March	17,283	
April	17,948	
May	17,949	
June	17,947	

QUALITY

	Quantity	Base Number	Contract	AT	Region	England
% of FP17s for the same patient ID Re-attending within 3 months - Children	45	792	5.7%	9.3%	11.4%	11.9%
% of FP17s for the same patient ID Re-attending within 3 months - Adults	414	3,626	11.4%	15.0%	15.7%	15.9%
% of FP17s for the same patient ID Re-attending between 3 & 9 months - Children	444	792	56.1%	59.5%	60.6%	58.1%
% of FP17s for the same patient ID Re-attending between 3 & 9 months - Adults	1,657	3,626	45.7%	51.2%	52.0%	50.6%
% of FP17s for Band 1 Urgent Courses	432	4,060	10.6%	9.6%	9.6%	9.1%
% of FP17s Relating to Free Repair or Replacements	14	4,060	0.3%	0.6%	0.7%	0.8%
% of FP17s Relating to Continuations	35	4,060	0.9%	0.9%	1.0%	1.1%
% of Patients satisfied with the dentistry they have received	13	14	92.9%	90.4%	91.6%	91.4%
% of Patients satisfied with the time they had to wait for an appointment	10	14	71.4%	87.3%	87.9%	87.7%

* This is based on patients treated on this contract for their most recent course of treatment. Figures in italics indicate the base number of FP17s or Patient Questionnaire responses are less than 100. N/A is shown where the base number of responses is less than 10 during the period. % is calculated as Quantity/Base number*100

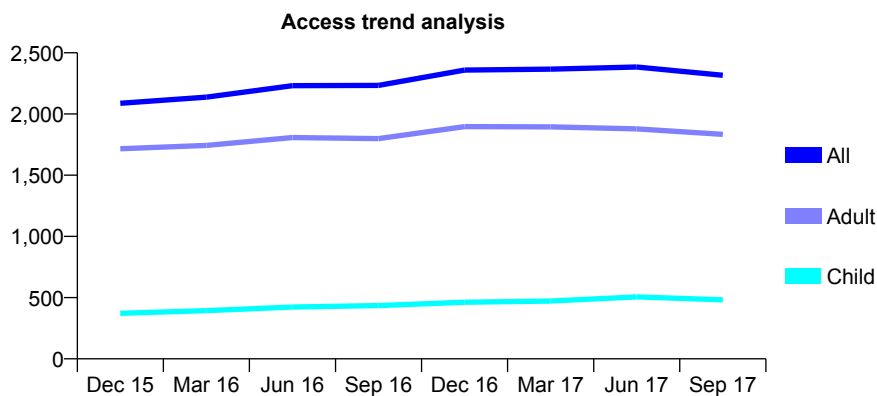
Q68 - Vital Signs At a Glance Contract Report for 198420/0001 - September 2017

Name or company name	Eaton Road Dental Practice Ltd
Contract type name	GDS Contract
Purpose of contract	General
Contract start date	01/10/2007
Contract end date	

17/18 Contracted general activity (UDA)	4,243
Carry forward general activity (UDA)	-85
17/18 Contracted orthodontic activity (UOA)	0
Carry forward orthodontic activity (UOA)	0
Baseline contract value	£134,760.85

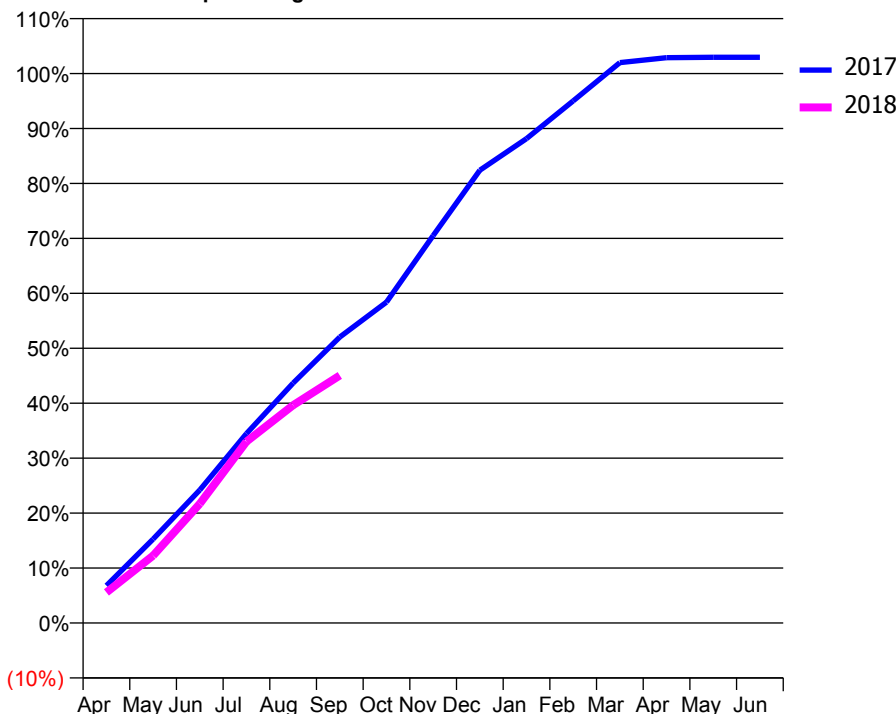
ACCESS*

Patients seen in 24 months	Total	Change since previous quarter
Quarter ending September 2016	2,234	
Quarter ending December 2016	2,359	↑
Quarter ending March 2017	2,367	→
Quarter ending June 2017	2,384	→
Quarter ending September 2017	2,316	↓
Variance since September 2016	3.7%	↑



ACTIVITY

Cumulative percentage of contracted UDA delivered 2017 & 2018



Month	Adjusted Scheduled Activity (UDA)	
	2017	2018
April	289	236
May	648	520
June	1,027	921
July	1,463	1,401
August	1,853	1,682
September	2,208	1,912
October	2,478	
November	2,991	
December	3,496	
January	3,740	
February	4,032	
March	4,327	
April	4,365	
May	4,368	
June	4,368	

QUALITY

	Quantity	Base Number	Contract	AT	Region	England
% of FP17s for the same patient ID Re-attending within 3 months - Children	2	194	1.0%	9.3%	11.4%	11.9%
% of FP17s for the same patient ID Re-attending within 3 months - Adults	20	702	2.8%	15.0%	15.7%	15.9%
% of FP17s for the same patient ID Re-attending between 3 & 9 months - Children	35	194	18.0%	59.5%	60.6%	58.1%
% of FP17s for the same patient ID Re-attending between 3 & 9 months - Adults	150	702	21.4%	51.2%	52.0%	50.6%
% of FP17s for Band 1 Urgent Courses	40	872	4.6%	9.6%	9.6%	9.1%
% of FP17s Relating to Free Repair or Replacements	0	872	0.0%	0.6%	0.7%	0.8%
% of FP17s Relating to Continuations	1	872	0.1%	0.9%	1.0%	1.1%
% of Patients satisfied with the dentistry they have received	1	1	N/A	90.4%	91.6%	91.4%
% of Patients satisfied with the time they had to wait for an appointment	1	1	N/A	87.3%	87.9%	87.7%

* This is based on patients treated on this contract for their most recent course of treatment. Figures in italics indicate the base number of FP17s or Patient Questionnaire responses are less than 100. N/A is shown where the base number of responses is less than 10 during the period. % is calculated as Quantity/Base number*100

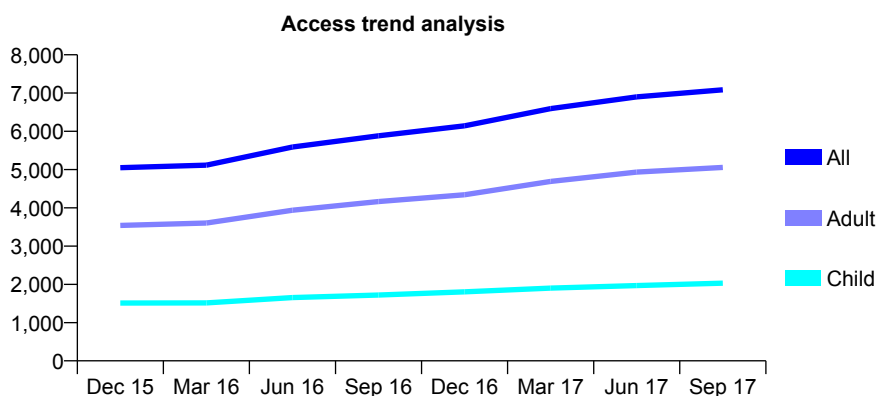
Q68 - Vital Signs At a Glance Contract Report for 198684/0002 - September 2017

Name or company name	Mr Michael Frank Lee and Mr Bahader Sing
Contract type name	GDS Contract
Purpose of contract	General
Contract start date	01/05/2014
Contract end date	

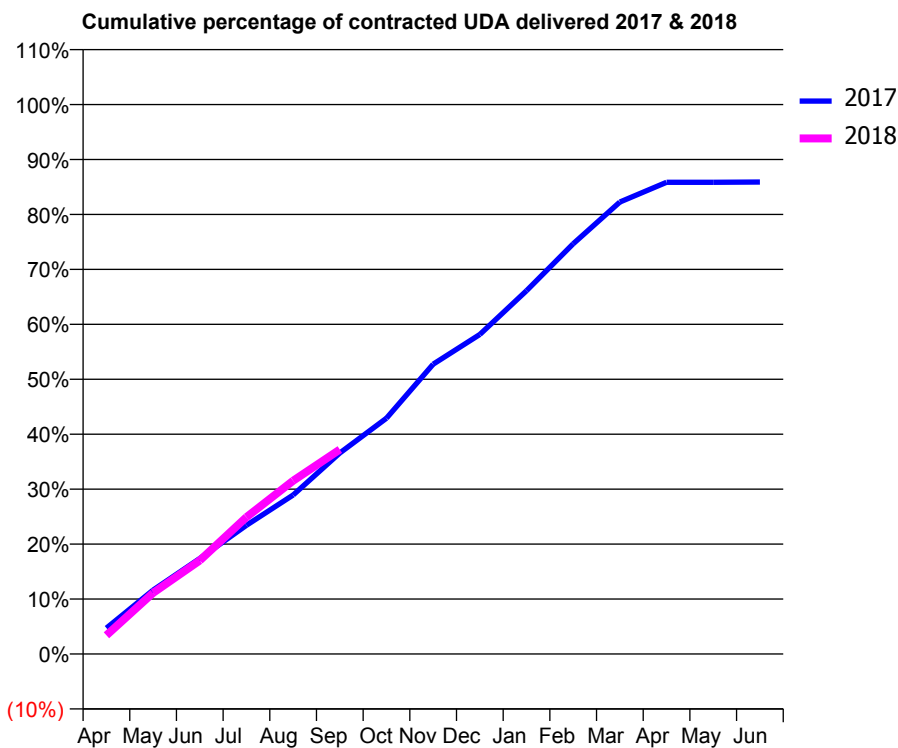
17/18 Contracted general activity (UDA)	16,283
Carry forward general activity (UDA)	0
17/18 Contracted orthodontic activity (UOA)	0
Carry forward orthodontic activity (UOA)	0
Baseline contract value	£427,551.54

ACCESS*

Patients seen in 24 months	Total	Change since previous quarter
Quarter ending September 2016	5,884	
Quarter ending December 2016	6,143	↑
Quarter ending March 2017	6,592	↑
Quarter ending June 2017	6,901	↑
Quarter ending September 2017	7,086	↑
Variance since September 2016	20.4%	↑



ACTIVITY



Month	Adjusted Scheduled Activity (UDA)	
	2017	2018
April	768	556
May	1,896	1,813
June	2,833	2,774
July	3,817	4,058
August	4,713	5,134
September	5,957	6,059
October	6,988	
November	8,587	
December	9,470	
January	10,765	
February	12,157	
March	13,392	
April	13,979	
May	13,978	
June	13,987	

QUALITY

	Quantity	Base Number	Contract	AT	Region	England
% of FP17s for the same patient ID Re-attending within 3 months - Children	111	1,526	7.3%	9.3%	11.4%	11.9%
% of FP17s for the same patient ID Re-attending within 3 months - Adults	514	3,301	15.6%	15.0%	15.7%	15.9%
% of FP17s for the same patient ID Re-attending between 3 & 9 months - Children	953	1,526	62.5%	59.5%	60.6%	58.1%
% of FP17s for the same patient ID Re-attending between 3 & 9 months - Adults	1,579	3,301	47.8%	51.2%	52.0%	50.6%
% of FP17s for Band 1 Urgent Courses	547	4,075	13.4%	9.6%	9.6%	9.1%
% of FP17s Relating to Free Repair or Replacements	4	4,075	0.1%	0.6%	0.7%	0.8%
% of FP17s Relating to Continuations	7	4,075	0.2%	0.9%	1.0%	1.1%
% of Patients satisfied with the dentistry they have received	11	11	100.0%	90.4%	91.6%	91.4%
% of Patients satisfied with the time they had to wait for an appointment	10	11	90.9%	87.3%	87.9%	87.7%

* This is based on patients treated on this contract for their most recent course of treatment. Figures in italics indicate the base number of FP17s or Patient Questionnaire responses are less than 100. N/A is shown where the base number of responses is less than 10 during the period. % is calculated as Quantity/Base number*100

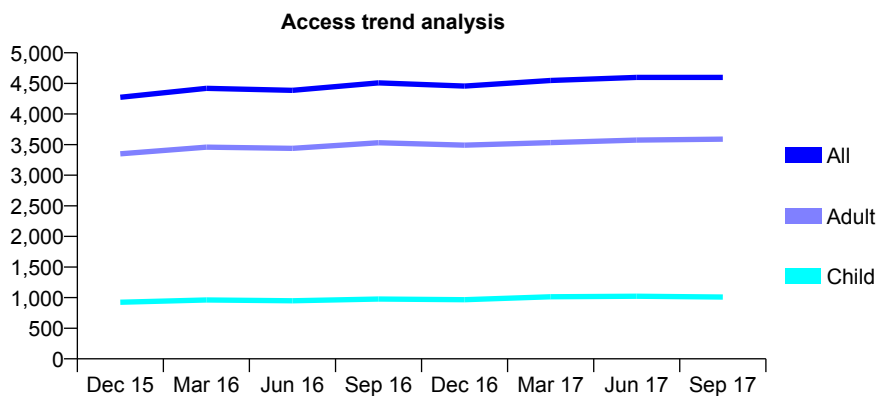
Q68 - Vital Signs At a Glance Contract Report for 199028/0001 - September 2017

Name or company name	HARTLEY DENTAL LIMITED
Contract type name	GDS Contract
Purpose of contract	General
Contract start date	01/09/2008
Contract end date	

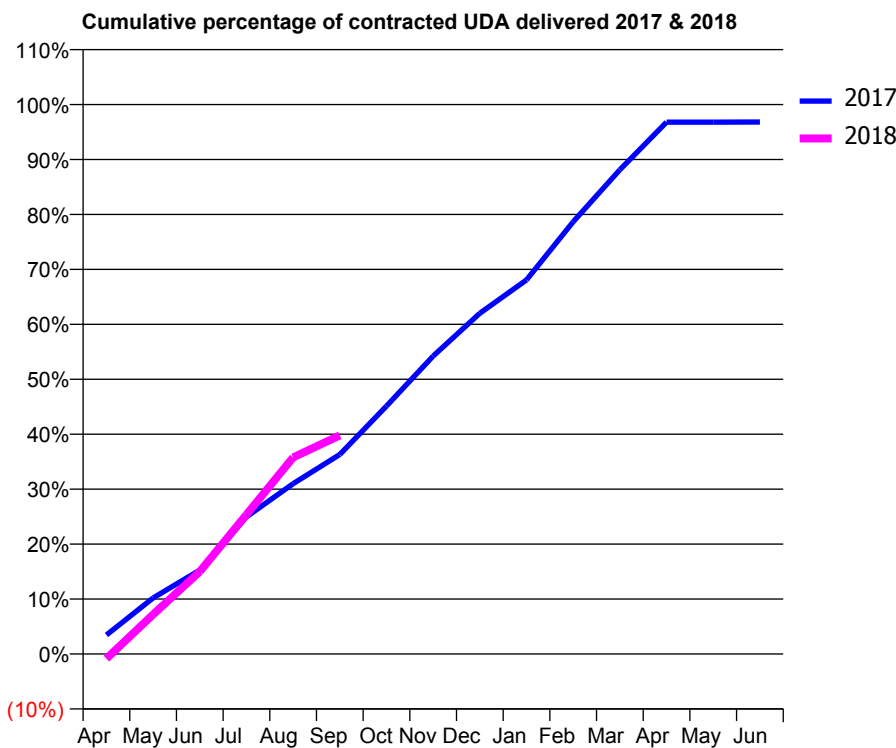
17/18 Contracted general activity (UDA)	16,250
Carry forward general activity (UDA)	518
17/18 Contracted orthodontic activity (UOA)	0
Carry forward orthodontic activity (UOA)	0
Baseline contract value	£376,244.33

ACCESS*

Patients seen in 24 months	Total	Change since previous quarter
Quarter ending September 2016	4,508	
Quarter ending December 2016	4,457	↓
Quarter ending March 2017	4,547	↑
Quarter ending June 2017	4,598	→
Quarter ending September 2017	4,599	→
Variance since September 2016	2.0%	↑



ACTIVITY



Month	Adjusted Scheduled Activity (UDA)	
	2017	2018
April	560	-141
May	1,658	1,169
June	2,484	2,440
July	4,055	4,121
August	5,038	5,814
September	5,900	6,464
October	7,333	
November	8,811	
December	10,077	
January	11,061	
February	12,782	
March	14,322	
April	15,727	
May	15,729	
June	15,732	

QUALITY

	Quantity	Base Number	Contract	AT	Region	England
% of FP17s for the same patient ID Re-attending within 3 months - Children	46	729	6.3%	9.3%	11.4%	11.9%
% of FP17s for the same patient ID Re-attending within 3 months - Adults	366	2,520	14.5%	15.0%	15.7%	15.9%
% of FP17s for the same patient ID Re-attending between 3 & 9 months - Children	446	729	61.2%	59.5%	60.6%	58.1%
% of FP17s for the same patient ID Re-attending between 3 & 9 months - Adults	1,255	2,520	49.8%	51.2%	52.0%	50.6%
% of FP17s for Band 1 Urgent Courses	212	2,852	7.4%	9.6%	9.6%	9.1%
% of FP17s Relating to Free Repair or Replacements	26	2,852	0.9%	0.6%	0.7%	0.8%
% of FP17s Relating to Continuations	20	2,852	0.7%	0.9%	1.0%	1.1%
% of Patients satisfied with the dentistry they have received	12	14	85.7%	90.4%	91.6%	91.4%
% of Patients satisfied with the time they had to wait for an appointment	13	14	92.9%	87.3%	87.9%	87.7%

* This is based on patients treated on this contract for their most recent course of treatment. Figures in italics indicate the base number of FP17s or Patient Questionnaire responses are less than 100. N/A is shown where the base number of responses is less than 10 during the period. % is calculated as Quantity/Base number*100

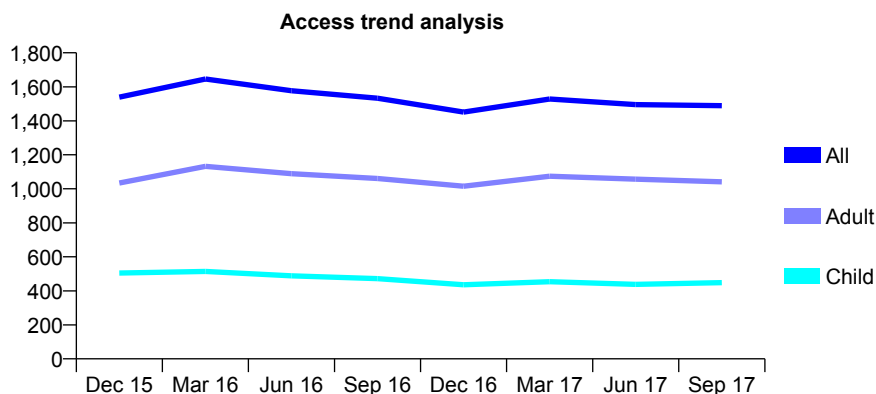
Q68 - Vital Signs At a Glance Contract Report for 199370/0001 - September 2017

Name or company name	Pittham Dental Ltd
Contract type name	GDS Contract
Purpose of contract	General
Contract start date	01/09/2007
Contract end date	

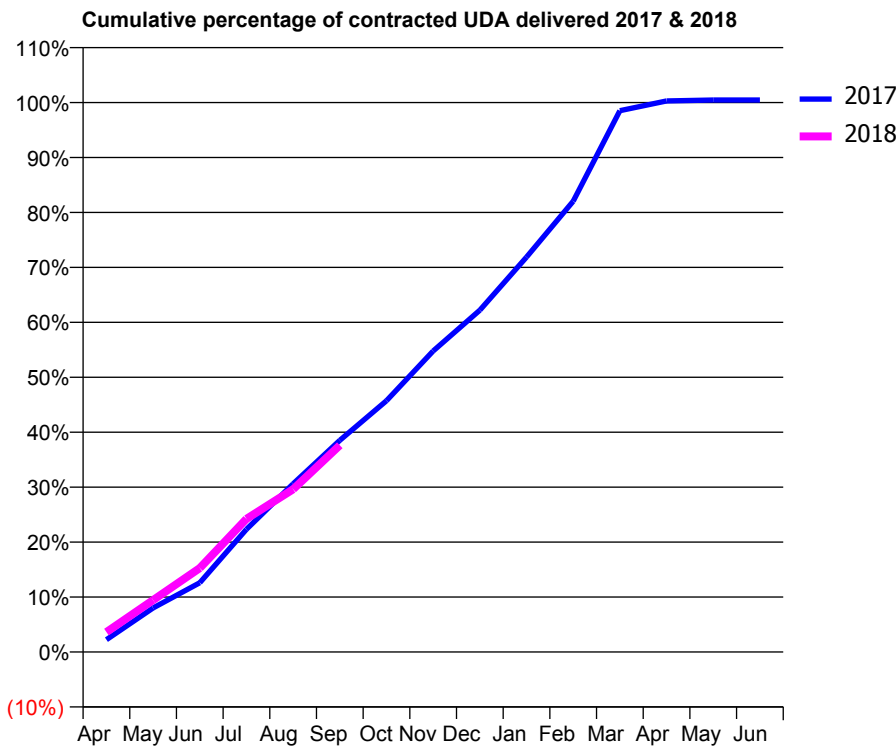
17/18 Contracted general activity (UDA)	4,800
Carry forward general activity (UDA)	-22
17/18 Contracted orthodontic activity (UOA)	0
Carry forward orthodontic activity (UOA)	0
Baseline contract value	£104,351.94

ACCESS*

Patients seen in 24 months	Total	Change since previous quarter
Quarter ending September 2016	1,533	
Quarter ending December 2016	1,451	↓
Quarter ending March 2017	1,528	↑
Quarter ending June 2017	1,495	↓
Quarter ending September 2017	1,489	→
Variance since September 2016	(2.9%)	↓



ACTIVITY



Month	Adjusted Scheduled Activity (UDA)	
	2017	2018
April	108	174
May	385	454
June	605	733
July	1,073	1,163
August	1,469	1,422
September	1,849	1,806
October	2,195	
November	2,630	
December	2,986	
January	3,450	
February	3,938	
March	4,728	
April	4,814	
May	4,821	
June	4,821	

QUALITY

	Quantity	Base Number	Contract	AT	Region	England
% of FP17s for the same patient ID Re-attending within 3 months - Children	26	317	8.2%	9.3%	11.4%	11.9%
% of FP17s for the same patient ID Re-attending within 3 months - Adults	107	698	15.3%	15.0%	15.7%	15.9%
% of FP17s for the same patient ID Re-attending between 3 & 9 months - Children	221	317	69.7%	59.5%	60.6%	58.1%
% of FP17s for the same patient ID Re-attending between 3 & 9 months - Adults	447	698	64.0%	51.2%	52.0%	50.6%
% of FP17s for Band 1 Urgent Courses	68	953	7.1%	9.6%	9.6%	9.1%
% of FP17s Relating to Free Repair or Replacements	9	953	0.9%	0.6%	0.7%	0.8%
% of FP17s Relating to Continuations	8	953	0.8%	0.9%	1.0%	1.1%
% of Patients satisfied with the dentistry they have received	0	0	N/A	90.4%	91.6%	91.4%
% of Patients satisfied with the time they had to wait for an appointment	0	0	N/A	87.3%	87.9%	87.7%

* This is based on patients treated on this contract for their most recent course of treatment. Figures in italics indicate the base number of FP17s or Patient Questionnaire responses are less than 100. N/A is shown where the base number of responses is less than 10 during the period. % is calculated as Quantity/Base number*100

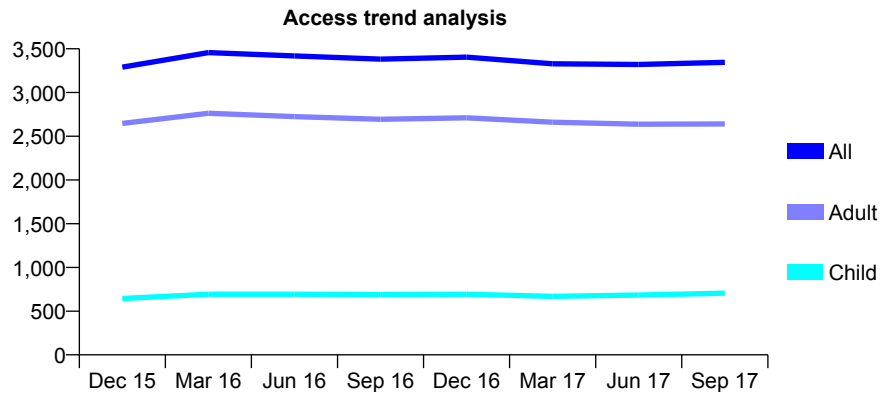
Q68 - Vital Signs At a Glance Contract Report for 199389/0001 - September 2017

Name or company name	Pure Dental Surgery Limited
Contract type name	GDS Contract
Purpose of contract	General
Contract start date	01/05/2012
Contract end date	

17/18 Contracted general activity (UDA)	11,066
Carry forward general activity (UDA)	-222
17/18 Contracted orthodontic activity (UOA)	0
Carry forward orthodontic activity (UOA)	0
Baseline contract value	£258,519.43

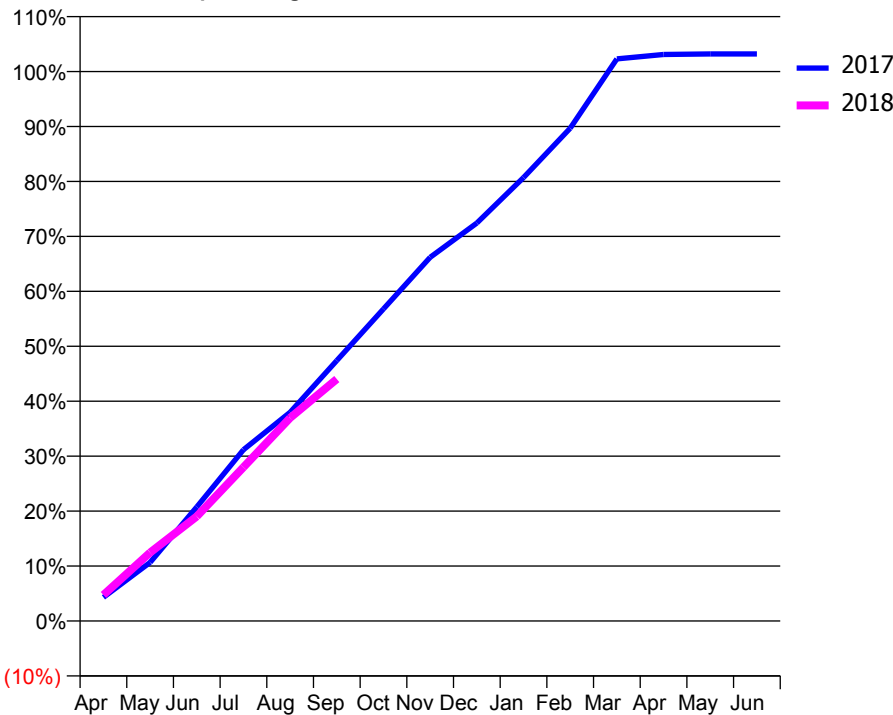
ACCESS*

Patients seen in 24 months	Total	Change since previous quarter
Quarter ending September 2016	3,382	
Quarter ending December 2016	3,404	→
Quarter ending March 2017	3,329	↓
Quarter ending June 2017	3,321	→
Quarter ending September 2017	3,345	→
Variance since September 2016	(1.1%)	↓



ACTIVITY

Cumulative percentage of contracted UDA delivered 2017 & 2018



Month	Adjusted Scheduled Activity (UDA)	
	2017	2018
April	477	526
May	1,180	1,380
June	2,297	2,107
July	3,450	3,097
August	4,203	4,091
September	5,246	4,872
October	6,286	
November	7,325	
December	8,015	
January	8,931	
February	9,925	
March	11,320	
April	11,408	
May	11,420	
June	11,420	

QUALITY

	Quantity	Base Number	Contract	AT	Region	England
% of FP17s for the same patient ID Re-attending within 3 months - Children	36	553	6.5%	9.3%	11.4%	11.9%
% of FP17s for the same patient ID Re-attending within 3 months - Adults	257	1,923	13.4%	15.0%	15.7%	15.9%
% of FP17s for the same patient ID Re-attending between 3 & 9 months - Children	338	553	61.1%	59.5%	60.6%	58.1%
% of FP17s for the same patient ID Re-attending between 3 & 9 months - Adults	1,267	1,923	65.9%	51.2%	52.0%	50.6%
% of FP17s for Band 1 Urgent Courses	131	2,441	5.4%	9.6%	9.6%	9.1%
% of FP17s Relating to Free Repair or Replacements	5	2,441	0.2%	0.6%	0.7%	0.8%
% of FP17s Relating to Continuations	0	2,441	0.0%	0.9%	1.0%	1.1%
% of Patients satisfied with the dentistry they have received	16	20	80.0%	90.4%	91.6%	91.4%
% of Patients satisfied with the time they had to wait for an appointment	19	20	95.0%	87.3%	87.9%	87.7%

* This is based on patients treated on this contract for their most recent course of treatment. Figures in italics indicate the base number of FP17s or Patient Questionnaire responses are less than 100. N/A is shown where the base number of responses is less than 10 during the period. % is calculated as Quantity/Base number*100

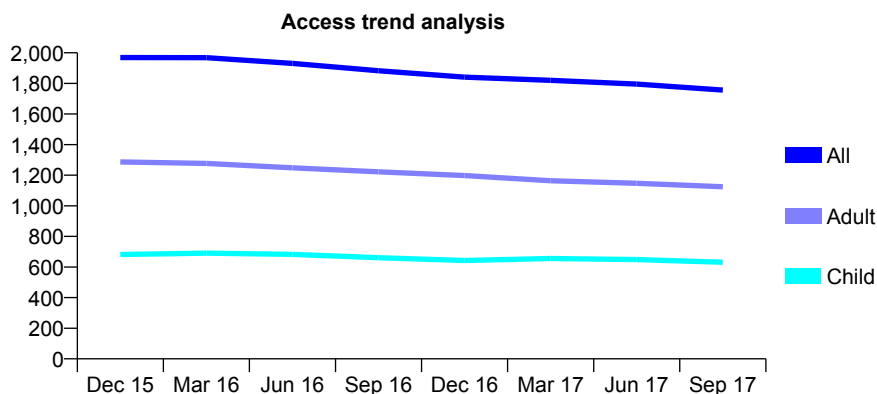
Q68 - Vital Signs At a Glance Contract Report for 199516/0001 - September 2017

Name or company name	Pamela Noon and Shernaz Wadia
Contract type name	GDS Contract
Purpose of contract	General
Contract start date	01/03/2012
Contract end date	

17/18 Contracted general activity (UDA)	6,100
Carry forward general activity (UDA)	0
17/18 Contracted orthodontic activity (UOA)	0
Carry forward orthodontic activity (UOA)	0
Baseline contract value	£171,809.45

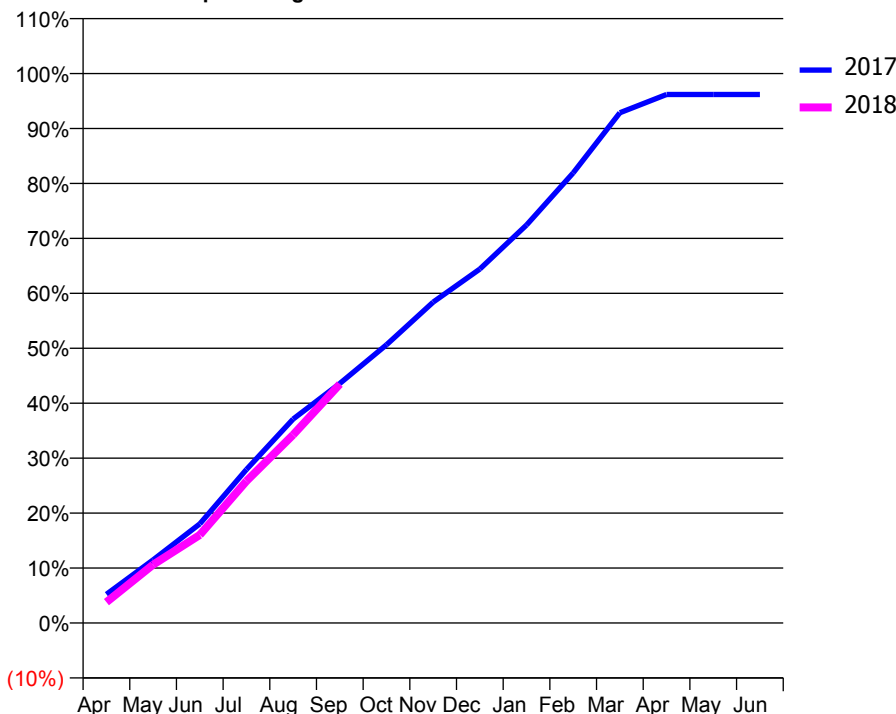
ACCESS*

Patients seen in 24 months	Total	Change since previous quarter
Quarter ending September 2016	1,883	
Quarter ending December 2016	1,841	↓
Quarter ending March 2017	1,820	↓
Quarter ending June 2017	1,796	↓
Quarter ending September 2017	1,756	↓
Variance since September 2016	(6.7%)	↓



ACTIVITY

Cumulative percentage of contracted UDA delivered 2017 & 2018



Month	Adjusted Scheduled Activity (UDA)	
	2017	2018
April	318	232
May	700	647
June	1,100	978
July	1,705	1,576
August	2,264	2,090
September	2,659	2,652
October	3,089	
November	3,562	
December	3,930	
January	4,418	
February	4,996	
March	5,664	
April	5,868	
May	5,868	
June	5,868	

QUALITY

	Quantity	Base Number	Contract	AT	Region	England
% of FP17s for the same patient ID Re-attending within 3 months - Children	61	615	9.9%	9.3%	11.4%	11.9%
% of FP17s for the same patient ID Re-attending within 3 months - Adults	120	915	13.1%	15.0%	15.7%	15.9%
% of FP17s for the same patient ID Re-attending between 3 & 9 months - Children	465	615	75.6%	59.5%	60.6%	58.1%
% of FP17s for the same patient ID Re-attending between 3 & 9 months - Adults	622	915	68.0%	51.2%	52.0%	50.6%
% of FP17s for Band 1 Urgent Courses	59	1,431	4.1%	9.6%	9.6%	9.1%
% of FP17s Relating to Free Repair or Replacements	8	1,431	0.6%	0.6%	0.7%	0.8%
% of FP17s Relating to Continuations	4	1,431	0.3%	0.9%	1.0%	1.1%
% of Patients satisfied with the dentistry they have received	2	3	N/A	90.4%	91.6%	91.4%
% of Patients satisfied with the time they had to wait for an appointment	2	3	N/A	87.3%	87.9%	87.7%

* This is based on patients treated on this contract for their most recent course of treatment. Figures in italics indicate the base number of FP17s or Patient Questionnaire responses are less than 100. N/A is shown where the base number of responses is less than 10 during the period. % is calculated as Quantity/Base number*100

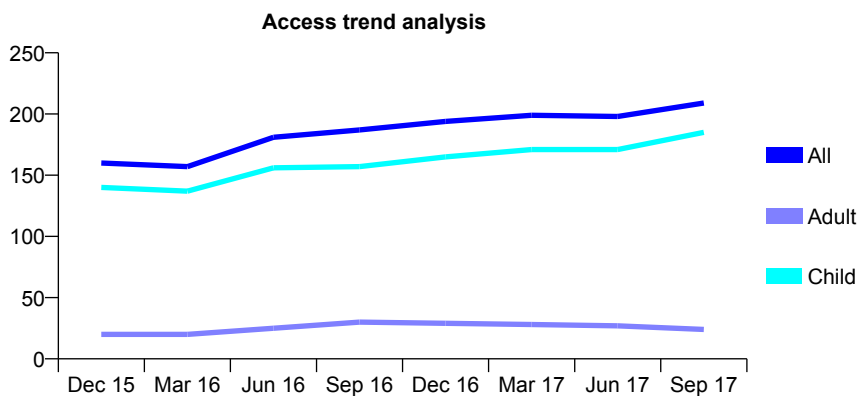
Q68 - Vital Signs At a Glance Contract Report for 199737/0001 - September 2017

Name or company name	Rectory House Dental Practice Ltd
Contract type name	GDS Contract
Purpose of contract	General
Contract start date	01/08/2009
Contract end date	

17/18 Contracted general activity (UDA)	380
Carry forward general activity (UDA)	0
17/18 Contracted orthodontic activity (UOA)	0
Carry forward orthodontic activity (UOA)	0
Baseline contract value	£8,542.06

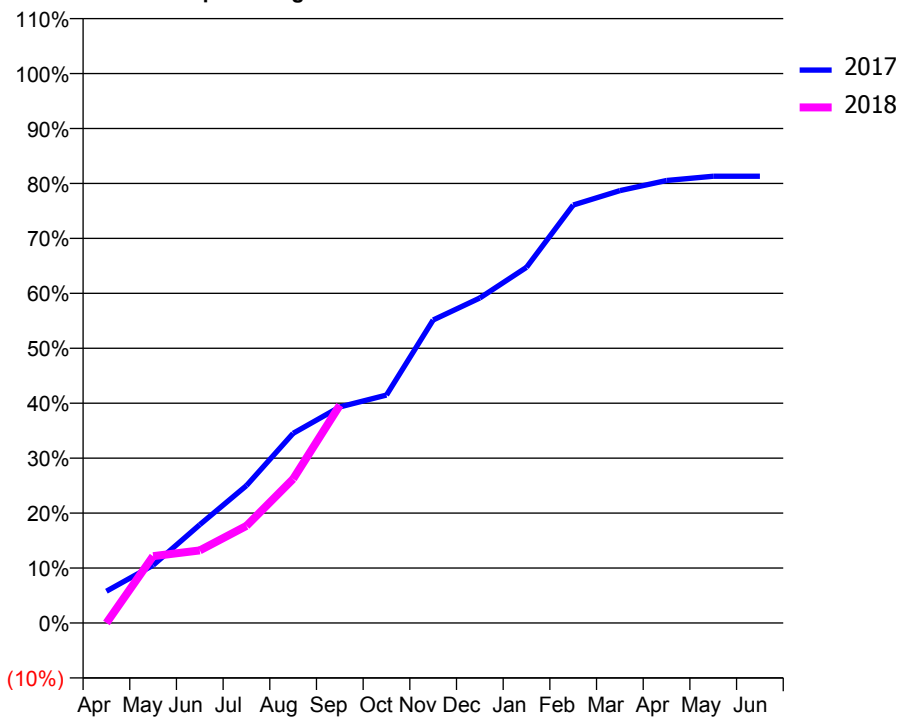
ACCESS*

Patients seen in 24 months	Total	Change since previous quarter
Quarter ending September 2016	187	
Quarter ending December 2016	194	↑
Quarter ending March 2017	199	↑
Quarter ending June 2017	198	→
Quarter ending September 2017	209	↑
Variance since September 2016	11.8%	↑



ACTIVITY

Cumulative percentage of contracted UDA delivered 2017 & 2018



Adjusted Scheduled Activity (UDA)		
Month	2017	2018
April	22	0
May	40	46
June	68	50
July	95	67
August	131	100
September	149	151
October	158	
November	210	
December	225	
January	246	
February	289	
March	299	
April	306	
May	309	
June	309	

QUALITY

	Quantity	Base Number	Contract	AT	Region	England
% of FP17s for the same patient ID Re-attending within 3 months - Children	7	130	5.4%	9.3%	11.4%	11.9%
% of FP17s for the same patient ID Re-attending within 3 months - Adults	0	0	N/A	15.0%	15.7%	15.9%
% of FP17s for the same patient ID Re-attending between 3 & 9 months - Children	63	130	48.5%	59.5%	60.6%	58.1%
% of FP17s for the same patient ID Re-attending between 3 & 9 months - Adults	0	0	N/A	51.2%	52.0%	50.6%
% of FP17s for Band 1 Urgent Courses	3	122	2.5%	9.6%	9.6%	9.1%
% of FP17s Relating to Free Repair or Replacements	0	122	0.0%	0.6%	0.7%	0.8%
% of FP17s Relating to Continuations	2	122	1.6%	0.9%	1.0%	1.1%
% of Patients satisfied with the dentistry they have received	0	0	N/A	90.4%	91.6%	91.4%
% of Patients satisfied with the time they had to wait for an appointment	0	0	N/A	87.3%	87.9%	87.7%

* This is based on patients treated on this contract for their most recent course of treatment. Figures in italics indicate the base number of FP17s or Patient Questionnaire responses are less than 100. N/A is shown where the base number of responses is less than 10 during the period. % is calculated as Quantity/Base number*100

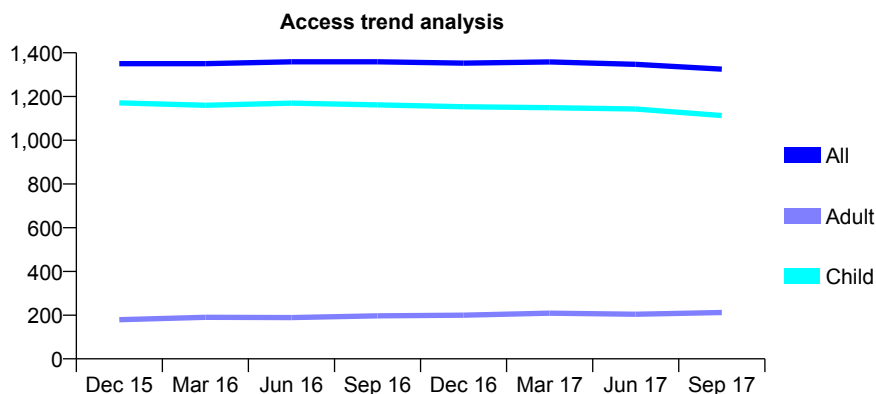
Q68 - Vital Signs At a Glance Contract Report for 207993/0001 - September 2017

Name or company name	MR MT COPPEN
Contract type name	GDS Contract
Purpose of contract	General
Contract start date	01/04/2006
Contract end date	

17/18 Contracted general activity (UDA)	3,479
Carry forward general activity (UDA)	0
17/18 Contracted orthodontic activity (UOA)	0
Carry forward orthodontic activity (UOA)	0
Baseline contract value	£77,498.24

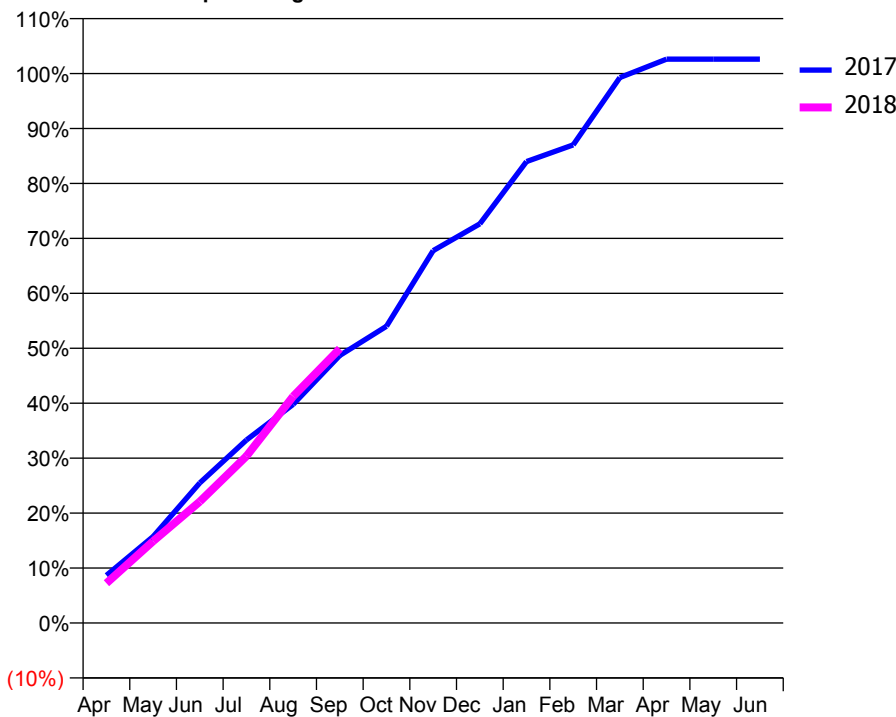
ACCESS*

Patients seen in 24 months	Total	Change since previous quarter
Quarter ending September 2016	1,359	
Quarter ending December 2016	1,353	→
Quarter ending March 2017	1,358	→
Quarter ending June 2017	1,347	→
Quarter ending September 2017	1,325	↓
Variance since September 2016	(2.5%)	↓



ACTIVITY

Cumulative percentage of contracted UDA delivered 2017 & 2018



Month	Adjusted Scheduled Activity (UDA)	
	2017	2018
April	302	252
May	547	518
June	887	768
July	1,159	1,057
August	1,384	1,434
September	1,694	1,737
October	1,879	
November	2,357	
December	2,528	
January	2,921	
February	3,027	
March	3,453	
April	3,570	
May	3,570	
June	3,570	

QUALITY

	Quantity	Base Number	Contract	AT	Region	England
% of FP17s for the same patient ID Re-attending within 3 months - Children	88	1,007	8.7%	9.3%	11.4%	11.9%
% of FP17s for the same patient ID Re-attending within 3 months - Adults	4	59	6.8%	15.0%	15.7%	15.9%
% of FP17s for the same patient ID Re-attending between 3 & 9 months - Children	664	1,007	65.9%	59.5%	60.6%	58.1%
% of FP17s for the same patient ID Re-attending between 3 & 9 months - Adults	42	59	71.2%	51.2%	52.0%	50.6%
% of FP17s for Band 1 Urgent Courses	54	1,010	5.3%	9.6%	9.6%	9.1%
% of FP17s Relating to Free Repair or Replacements	0	1,010	0.0%	0.6%	0.7%	0.8%
% of FP17s Relating to Continuations	12	1,010	1.2%	0.9%	1.0%	1.1%
% of Patients satisfied with the dentistry they have received	1	1	N/A	90.4%	91.6%	91.4%
% of Patients satisfied with the time they had to wait for an appointment	1	1	N/A	87.3%	87.9%	87.7%

* This is based on patients treated on this contract for their most recent course of treatment. Figures in italics indicate the base number of FP17s or Patient Questionnaire responses are less than 100. N/A is shown where the base number of responses is less than 10 during the period. % is calculated as Quantity/Base number*100

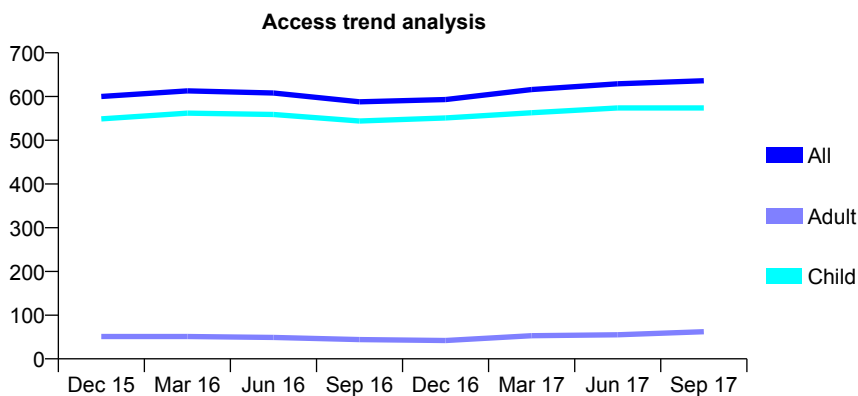
Q68 - Vital Signs At a Glance Contract Report for 209104/0001 - September 2017

Name or company name	Summerfield Dental Practice
Contract type name	GDS Contract
Purpose of contract	General
Contract start date	01/04/2006
Contract end date	

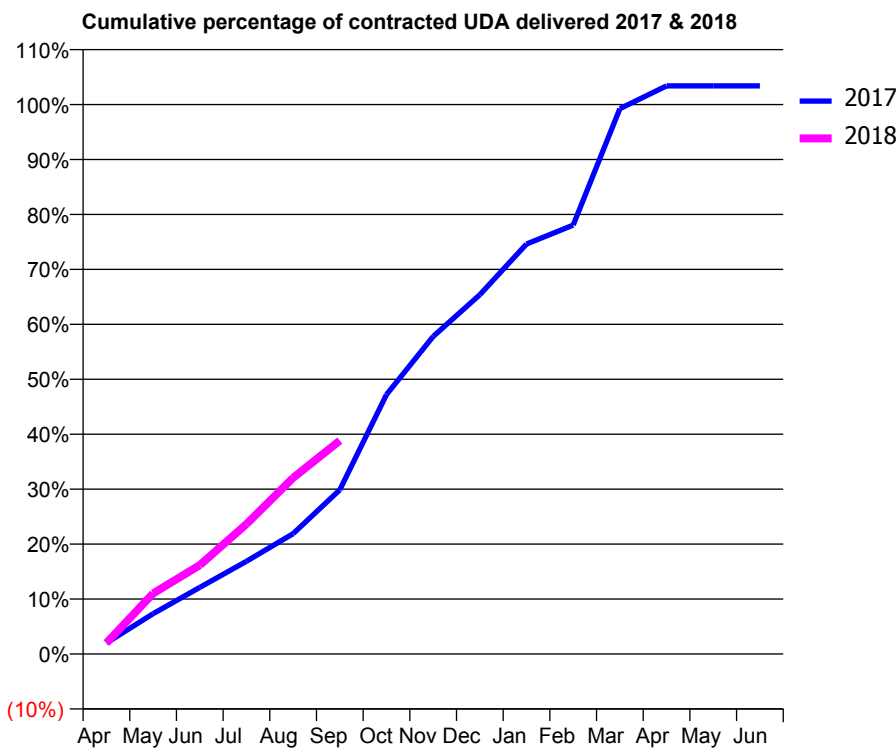
17/18 Contracted general activity (UDA)	900
Carry forward general activity (UDA)	-18
17/18 Contracted orthodontic activity (UOA)	0
Carry forward orthodontic activity (UOA)	0
Baseline contract value	£22,063.14

ACCESS*

Patients seen in 24 months	Total	Change since previous quarter
Quarter ending September 2016	588	
Quarter ending December 2016	593	→
Quarter ending March 2017	616	↑
Quarter ending June 2017	629	↑
Quarter ending September 2017	636	→
Variance since September 2016	8.2%	↑



ACTIVITY



Month	Adjusted Scheduled Activity (UDA)	
	2017	2018
April	18	18
May	66	99
June	109	146
July	152	213
August	197	289
September	269	350
October	425	
November	520	
December	588	
January	671	
February	702	
March	893	
April	931	
May	931	
June	931	

QUALITY

	Quantity	Base Number	Contract	AT	Region	England
% of FP17s for the same patient ID Re-attending within 3 months - Children	12	305	3.9%	9.3%	11.4%	11.9%
% of FP17s for the same patient ID Re-attending within 3 months - Adults	0	0	N/A	15.0%	15.7%	15.9%
% of FP17s for the same patient ID Re-attending between 3 & 9 months - Children	140	305	45.9%	59.5%	60.6%	58.1%
% of FP17s for the same patient ID Re-attending between 3 & 9 months - Adults	0	0	N/A	51.2%	52.0%	50.6%
% of FP17s for Band 1 Urgent Courses	8	273	2.9%	9.6%	9.6%	9.1%
% of FP17s Relating to Free Repair or Replacements	1	273	0.4%	0.6%	0.7%	0.8%
% of FP17s Relating to Continuations	0	273	0.0%	0.9%	1.0%	1.1%
% of Patients satisfied with the dentistry they have received	0	0	N/A	90.4%	91.6%	91.4%
% of Patients satisfied with the time they had to wait for an appointment	0	0	N/A	87.3%	87.9%	87.7%

* This is based on patients treated on this contract for their most recent course of treatment. Figures in italics indicate the base number of FP17s or Patient Questionnaire responses are less than 100. N/A is shown where the base number of responses is less than 10 during the period. % is calculated as Quantity/Base number*100

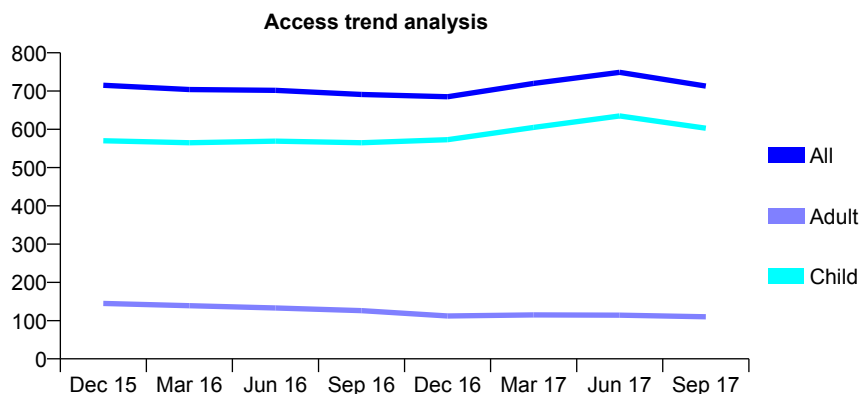
Q68 - Vital Signs At a Glance Contract Report for 214698/0001 - September 2017

Name or company name	MISS DA MAHONEY
Contract type name	GDS Contract
Purpose of contract	General
Contract start date	01/04/2006
Contract end date	

17/18 Contracted general activity (UDA)	1,400
Carry forward general activity (UDA)	-28
17/18 Contracted orthodontic activity (UOA)	0
Carry forward orthodontic activity (UOA)	0
Baseline contract value	£31,751.99

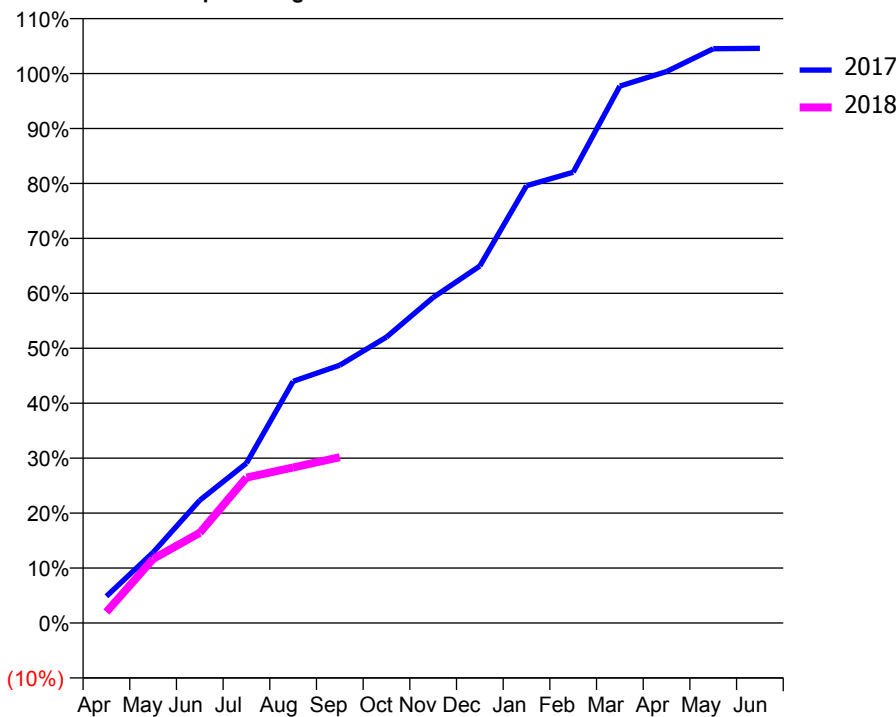
ACCESS*

Patients seen in 24 months	Total	Change since previous quarter
Quarter ending September 2016	691	
Quarter ending December 2016	685	→
Quarter ending March 2017	720	↑
Quarter ending June 2017	749	↑
Quarter ending September 2017	713	↓
Variance since September 2016	3.2%	↑



ACTIVITY

Cumulative percentage of contracted UDA delivered 2017 & 2018



Month	Adjusted Scheduled Activity (UDA)	
	2017	2018
April	68	28
May	180	163
June	313	230
July	407	370
August	616	396
September	657	422
October	728	
November	829	
December	910	
January	1,114	
February	1,148	
March	1,368	
April	1,405	
May	1,463	
June	1,464	

QUALITY

	Quantity	Base Number	Contract	AT	Region	England
% of FP17s for the same patient ID Re-attending within 3 months - Children	20	368	5.4%	9.3%	11.4%	11.9%
% of FP17s for the same patient ID Re-attending within 3 months - Adults	3	38	7.9%	15.0%	15.7%	15.9%
% of FP17s for the same patient ID Re-attending between 3 & 9 months - Children	207	368	56.3%	59.5%	60.6%	58.1%
% of FP17s for the same patient ID Re-attending between 3 & 9 months - Adults	22	38	57.9%	51.2%	52.0%	50.6%
% of FP17s for Band 1 Urgent Courses	8	354	2.3%	9.6%	9.6%	9.1%
% of FP17s Relating to Free Repair or Replacements	0	354	0.0%	0.6%	0.7%	0.8%
% of FP17s Relating to Continuations	0	354	0.0%	0.9%	1.0%	1.1%
% of Patients satisfied with the dentistry they have received	0	0	N/A	90.4%	91.6%	91.4%
% of Patients satisfied with the time they had to wait for an appointment	0	0	N/A	87.3%	87.9%	87.7%

* This is based on patients treated on this contract for their most recent course of treatment. Figures in italics indicate the base number of FP17s or Patient Questionnaire responses are less than 100. N/A is shown where the base number of responses is less than 10 during the period. % is calculated as Quantity/Base number*100

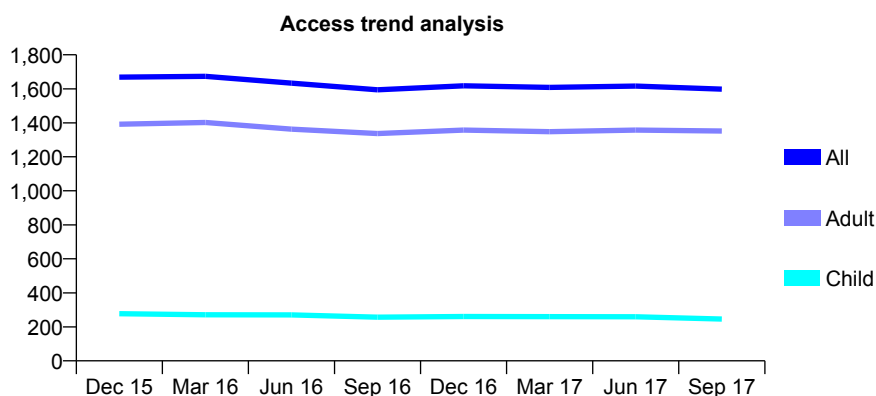
Q68 - Vital Signs At a Glance Contract Report for 219541/0001 - September 2017

Name or company name	MR SN ROUSSOS
Contract type name	GDS Contract
Purpose of contract	General
Contract start date	01/04/2006
Contract end date	

17/18 Contracted general activity (UDA)	8,132
Carry forward general activity (UDA)	305
17/18 Contracted orthodontic activity (UOA)	0
Carry forward orthodontic activity (UOA)	0
Baseline contract value	£191,075.70

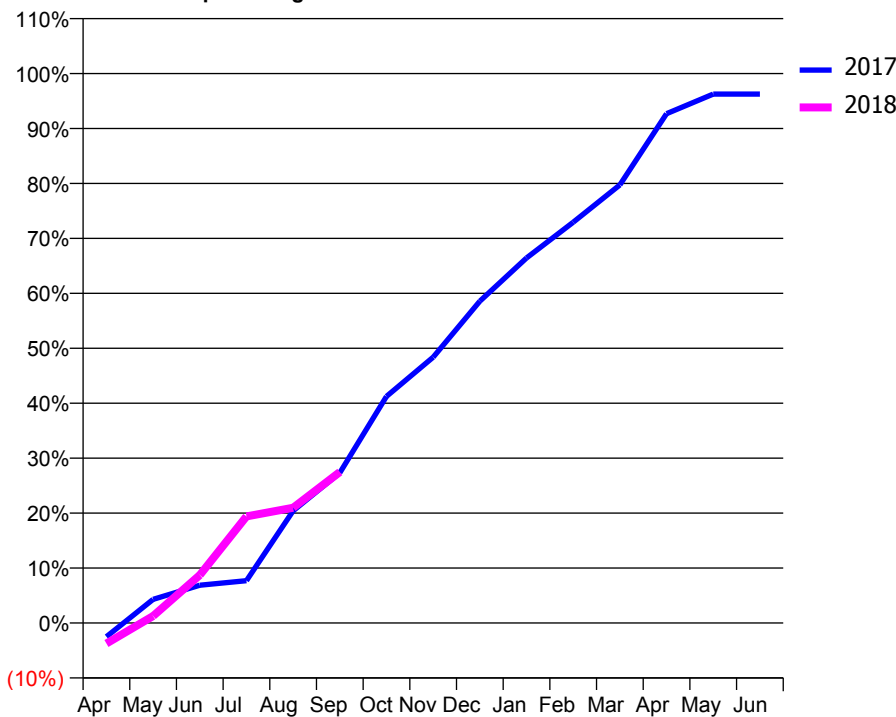
ACCESS*

Patients seen in 24 months	Total	Change since previous quarter
Quarter ending September 2016	1,594	
Quarter ending December 2016	1,618	→
Quarter ending March 2017	1,608	→
Quarter ending June 2017	1,616	→
Quarter ending September 2017	1,598	↓
Variance since September 2016	0.3%	→



ACTIVITY

Cumulative percentage of contracted UDA delivered 2017 & 2018



Month	Adjusted Scheduled Activity (UDA)	
	2017	2018
April	-205	-305
May	349	103
June	560	709
July	627	1,577
August	1,660	1,705
September	2,223	2,236
October	3,353	
November	3,933	
December	4,763	
January	5,402	
February	5,931	
March	6,483	
April	7,537	
May	7,827	
June	7,827	

QUALITY

	Quantity	Base Number	Contract	AT	Region	England
% of FP17s for the same patient ID Re-attending within 3 months - Children	6	164	3.7%	9.3%	11.4%	11.9%
% of FP17s for the same patient ID Re-attending within 3 months - Adults	200	970	20.6%	15.0%	15.7%	15.9%
% of FP17s for the same patient ID Re-attending between 3 & 9 months - Children	99	164	60.4%	59.5%	60.6%	58.1%
% of FP17s for the same patient ID Re-attending between 3 & 9 months - Adults	533	970	54.9%	51.2%	52.0%	50.6%
% of FP17s for Band 1 Urgent Courses	73	806	9.1%	9.6%	9.6%	9.1%
% of FP17s Relating to Free Repair or Replacements	2	806	0.2%	0.6%	0.7%	0.8%
% of FP17s Relating to Continuations	1	806	0.1%	0.9%	1.0%	1.1%
% of Patients satisfied with the dentistry they have received	6	7	N/A	90.4%	91.6%	91.4%
% of Patients satisfied with the time they had to wait for an appointment	6	7	N/A	87.3%	87.9%	87.7%

* This is based on patients treated on this contract for their most recent course of treatment. Figures in italics indicate the base number of FP17s or Patient Questionnaire responses are less than 100. N/A is shown where the base number of responses is less than 10 during the period. % is calculated as Quantity/Base number*100

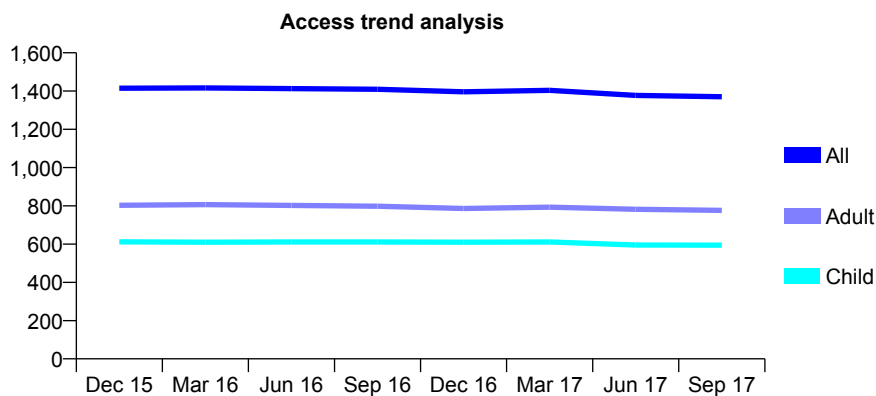
Q68 - Vital Signs At a Glance Contract Report for 219894/0001 - September 2017

Name or company name	MR JP GRIFFITHS
Contract type name	GDS Contract
Purpose of contract	General
Contract start date	01/04/2006
Contract end date	

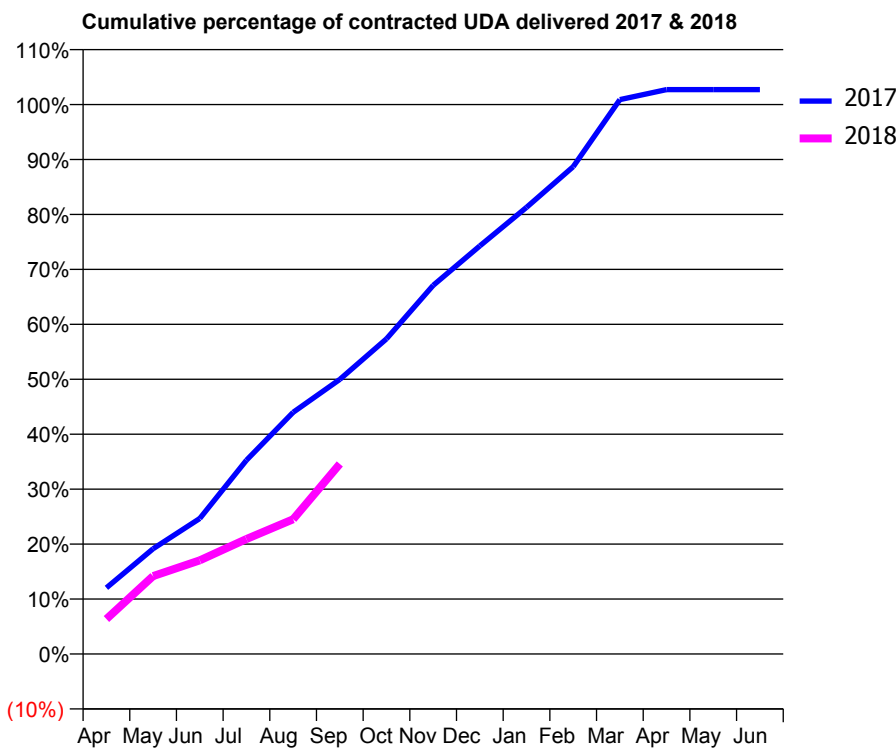
17/18 Contracted general activity (UDA)	3,500
Carry forward general activity (UDA)	-70
17/18 Contracted orthodontic activity (UOA)	0
Carry forward orthodontic activity (UOA)	0
Baseline contract value	£84,575.27

ACCESS*

Patients seen in 24 months	Total	Change since previous quarter
Quarter ending September 2016	1,409	
Quarter ending December 2016	1,396	→
Quarter ending March 2017	1,404	→
Quarter ending June 2017	1,377	↓
Quarter ending September 2017	1,370	→
Variance since September 2016	(2.8%)	↓



ACTIVITY



Adjusted Scheduled Activity (UDA)		
Month	2017	2018
April	422	223
May	671	497
June	863	597
July	1,234	732
August	1,539	858
September	1,749	1,210
October	2,007	
November	2,348	
December	2,599	
January	2,845	
February	3,104	
March	3,531	
April	3,595	
May	3,595	
June	3,595	

QUALITY

	Quantity	Base Number	Contract	AT	Region	England
% of FP17s for the same patient ID Re-attending within 3 months - Children	28	405	6.9%	9.3%	11.4%	11.9%
% of FP17s for the same patient ID Re-attending within 3 months - Adults	49	408	12.0%	15.0%	15.7%	15.9%
% of FP17s for the same patient ID Re-attending between 3 & 9 months - Children	291	405	71.9%	59.5%	60.6%	58.1%
% of FP17s for the same patient ID Re-attending between 3 & 9 months - Adults	240	408	58.8%	51.2%	52.0%	50.6%
% of FP17s for Band 1 Urgent Courses	32	775	4.1%	9.6%	9.6%	9.1%
% of FP17s Relating to Free Repair or Replacements	0	775	0.0%	0.6%	0.7%	0.8%
% of FP17s Relating to Continuations	1	775	0.1%	0.9%	1.0%	1.1%
% of Patients satisfied with the dentistry they have received	1	1	N/A	90.4%	91.6%	91.4%
% of Patients satisfied with the time they had to wait for an appointment	1	1	N/A	87.3%	87.9%	87.7%

* This is based on patients treated on this contract for their most recent course of treatment. Figures in italics indicate the base number of FP17s or Patient Questionnaire responses are less than 100. N/A is shown where the base number of responses is less than 10 during the period. % is calculated as Quantity/Base number*100

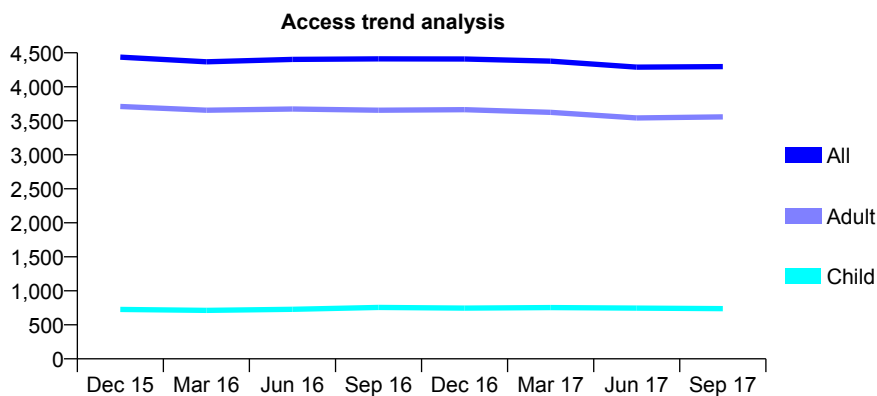
Q68 - Vital Signs At a Glance Contract Report for 220868/0001 - September 2017

Name or company name	MR N SUCHAK
Contract type name	GDS Contract
Purpose of contract	General
Contract start date	01/04/2006
Contract end date	

17/18 Contracted general activity (UDA)	13,428
Carry forward general activity (UDA)	98
17/18 Contracted orthodontic activity (UOA)	0
Carry forward orthodontic activity (UOA)	0
Baseline contract value	£374,055.18

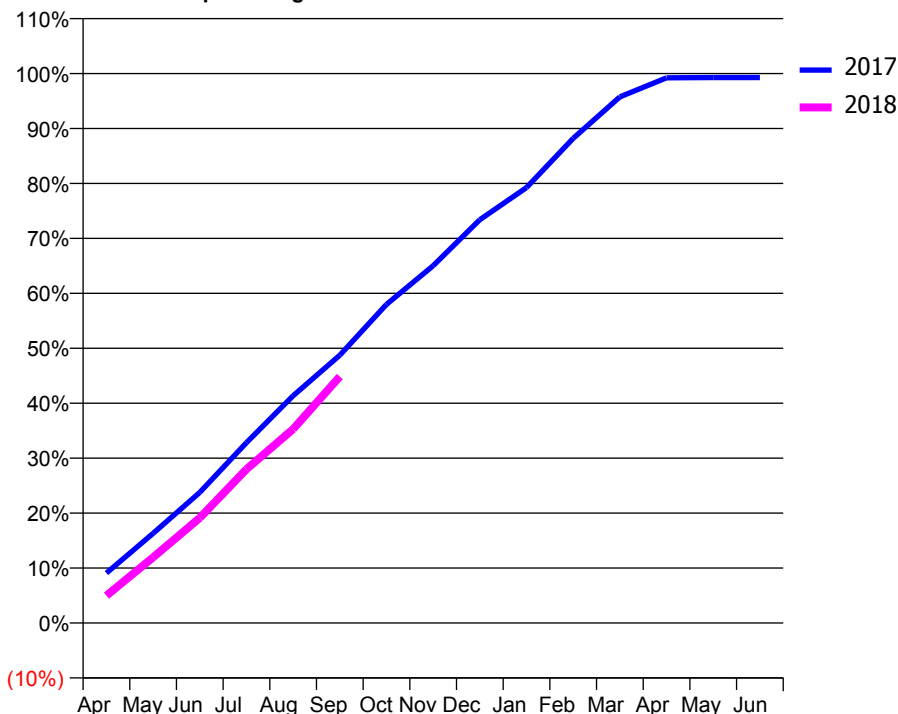
ACCESS*

Patients seen in 24 months	Total	Change since previous quarter
Quarter ending September 2016	4,411	
Quarter ending December 2016	4,409	→
Quarter ending March 2017	4,378	→
Quarter ending June 2017	4,289	↓
Quarter ending September 2017	4,297	→
Variance since September 2016	(2.6%)	↓



ACTIVITY

Cumulative percentage of contracted UDA delivered 2017 & 2018



Adjusted Scheduled Activity (UDA)

Month	2017	2018
April	1,220	670
May	2,192	1,606
June	3,190	2,570
July	4,408	3,758
August	5,553	4,740
September	6,544	6,024
October	7,786	
November	8,732	
December	9,857	
January	10,641	
February	11,844	
March	12,856	
April	13,324	
May	13,328	
June	13,329	

QUALITY

	Quantity	Base Number	Contract	AT	Region	England
% of FP17s for the same patient ID Re-attending within 3 months - Children	39	567	6.9%	9.3%	11.4%	11.9%
% of FP17s for the same patient ID Re-attending within 3 months - Adults	478	2,777	17.2%	15.0%	15.7%	15.9%
% of FP17s for the same patient ID Re-attending between 3 & 9 months - Children	335	567	59.1%	59.5%	60.6%	58.1%
% of FP17s for the same patient ID Re-attending between 3 & 9 months - Adults	1,482	2,777	53.4%	51.2%	52.0%	50.6%
% of FP17s for Band 1 Urgent Courses	269	3,113	8.6%	9.6%	9.6%	9.1%
% of FP17s Relating to Free Repair or Replacements	104	3,113	3.3%	0.6%	0.7%	0.8%
% of FP17s Relating to Continuations	41	3,113	1.3%	0.9%	1.0%	1.1%
% of Patients satisfied with the dentistry they have received	7	7	N/A	90.4%	91.6%	91.4%
% of Patients satisfied with the time they had to wait for an appointment	7	7	N/A	87.3%	87.9%	87.7%

* This is based on patients treated on this contract for their most recent course of treatment. Figures in italics indicate the base number of FP17s or Patient Questionnaire responses are less than 100. N/A is shown where the base number of responses is less than 10 during the period. % is calculated as Quantity/Base number*100

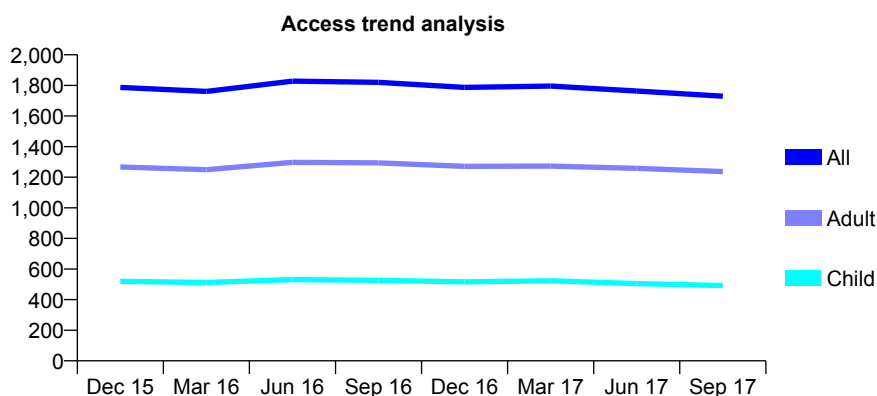
Q68 - Vital Signs At a Glance Contract Report for 220868/0002 - September 2017

Name or company name	MR N SUCHAK
Contract type name	GDS Contract
Purpose of contract	General
Contract start date	01/04/2006
Contract end date	

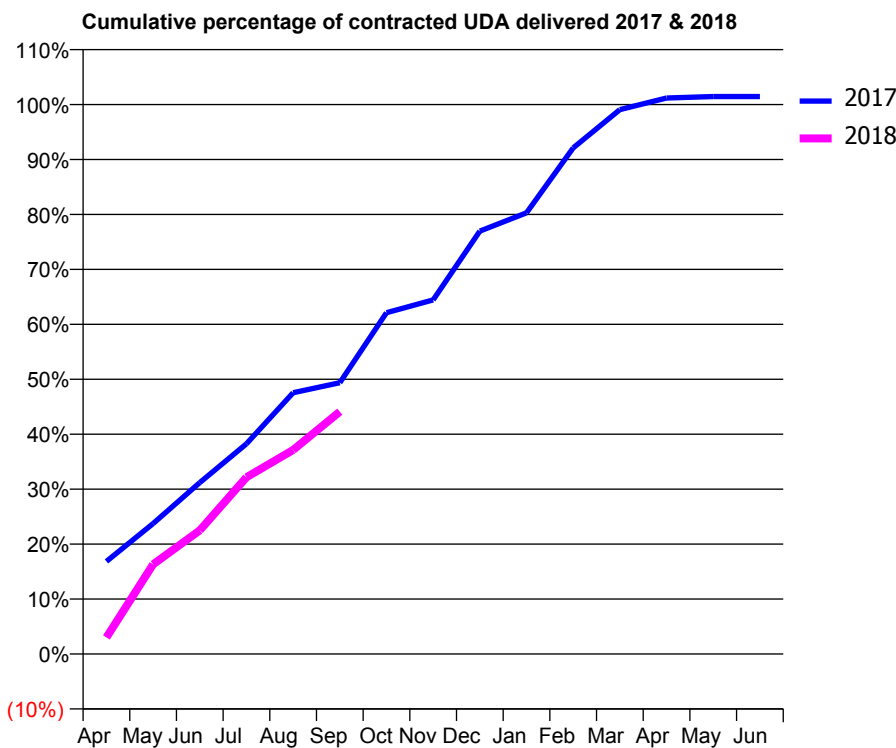
17/18 Contracted general activity (UDA)	3,650
Carry forward general activity (UDA)	-53
17/18 Contracted orthodontic activity (UOA)	0
Carry forward orthodontic activity (UOA)	0
Baseline contract value	£119,240.51

ACCESS*

Patients seen in 24 months	Total	Change since previous quarter
Quarter ending September 2016	1,820	
Quarter ending December 2016	1,787	↓
Quarter ending March 2017	1,796	→
Quarter ending June 2017	1,763	↓
Quarter ending September 2017	1,729	↓
Variance since September 2016	(5.0%)	↓



ACTIVITY



Month	Adjusted Scheduled Activity (UDA)	
	2017	2018
April	615	110
May	867	596
June	1,138	822
July	1,397	1,174
August	1,735	1,356
September	1,802	1,610
October	2,267	
November	2,352	
December	2,809	
January	2,931	
February	3,362	
March	3,616	
April	3,693	
May	3,703	
June	3,703	

QUALITY

	Quantity	Base Number	Contract	AT	Region	England
% of FP17s for the same patient ID Re-attending within 3 months - Children	38	403	9.4%	9.3%	11.4%	11.9%
% of FP17s for the same patient ID Re-attending within 3 months - Adults	208	958	21.7%	15.0%	15.7%	15.9%
% of FP17s for the same patient ID Re-attending between 3 & 9 months - Children	234	403	58.1%	59.5%	60.6%	58.1%
% of FP17s for the same patient ID Re-attending between 3 & 9 months - Adults	441	958	46.0%	51.2%	52.0%	50.6%
% of FP17s for Band 1 Urgent Courses	50	845	5.9%	9.6%	9.6%	9.1%
% of FP17s Relating to Free Repair or Replacements	35	845	4.1%	0.6%	0.7%	0.8%
% of FP17s Relating to Continuations	10	845	1.2%	0.9%	1.0%	1.1%
% of Patients satisfied with the dentistry they have received	2	3	N/A	90.4%	91.6%	91.4%
% of Patients satisfied with the time they had to wait for an appointment	3	3	N/A	87.3%	87.9%	87.7%

* This is based on patients treated on this contract for their most recent course of treatment. Figures in italics indicate the base number of FP17s or Patient Questionnaire responses are less than 100. N/A is shown where the base number of responses is less than 10 during the period. % is calculated as Quantity/Base number*100

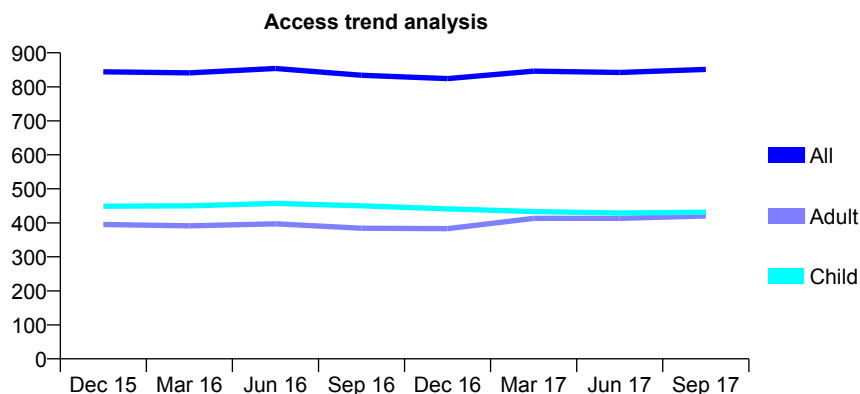
Q68 - Vital Signs At a Glance Contract Report for 222267/0001 - September 2017

Name or company name	MISS NE STALFORD
Contract type name	GDS Contract
Purpose of contract	General
Contract start date	01/04/2006
Contract end date	

17/18 Contracted general activity (UDA)	1,990
Carry forward general activity (UDA)	34
17/18 Contracted orthodontic activity (UOA)	0
Carry forward orthodontic activity (UOA)	0
Baseline contract value	£44,725.91

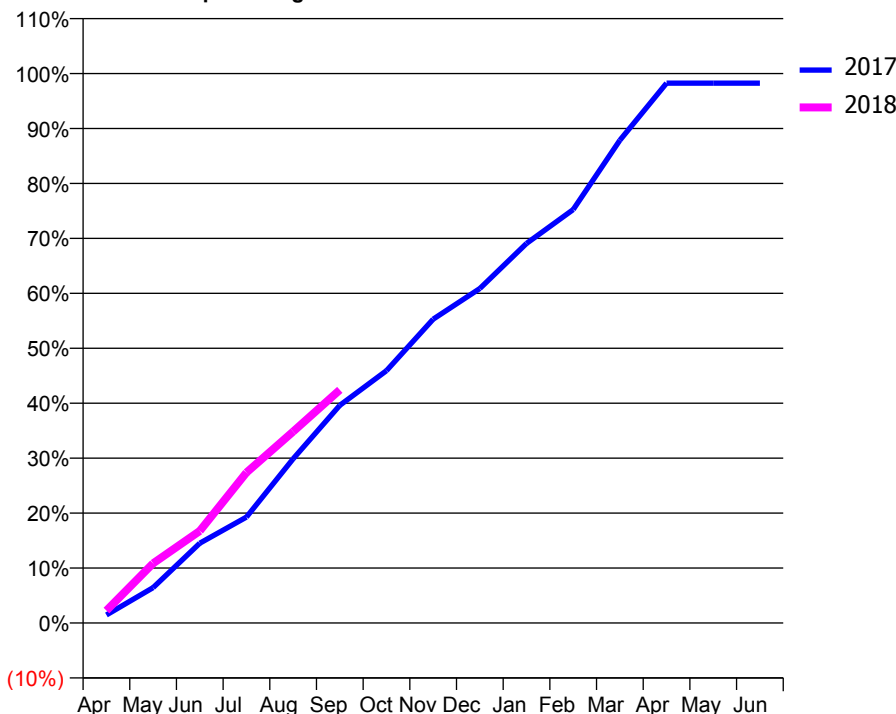
ACCESS*

Patients seen in 24 months	Total	Change since previous quarter
Quarter ending September 2016	834	
Quarter ending December 2016	824	↓
Quarter ending March 2017	846	↑
Quarter ending June 2017	842	→
Quarter ending September 2017	851	→
Variance since September 2016	2.0%	↑



ACTIVITY

Cumulative percentage of contracted UDA delivered 2017 & 2018



Adjusted Scheduled Activity (UDA)

Month	2017	2018
April	29	45
May	128	216
June	289	333
July	384	545
August	595	693
September	788	844
October	914	
November	1,100	
December	1,212	
January	1,375	
February	1,497	
March	1,748	
April	1,955	
May	1,955	
June	1,955	

QUALITY

	Quantity	Base Number	Contract	AT	Region	England
% of FP17s for the same patient ID Re-attending within 3 months - Children	23	391	5.9%	9.3%	11.4%	11.9%
% of FP17s for the same patient ID Re-attending within 3 months - Adults	30	276	10.9%	15.0%	15.7%	15.9%
% of FP17s for the same patient ID Re-attending between 3 & 9 months - Children	287	391	73.4%	59.5%	60.6%	58.1%
% of FP17s for the same patient ID Re-attending between 3 & 9 months - Adults	152	276	55.1%	51.2%	52.0%	50.6%
% of FP17s for Band 1 Urgent Courses	21	579	3.6%	9.6%	9.6%	9.1%
% of FP17s Relating to Free Repair or Replacements	0	579	0.0%	0.6%	0.7%	0.8%
% of FP17s Relating to Continuations	1	579	0.2%	0.9%	1.0%	1.1%
% of Patients satisfied with the dentistry they have received	1	1	N/A	90.4%	91.6%	91.4%
% of Patients satisfied with the time they had to wait for an appointment	1	1	N/A	87.3%	87.9%	87.7%

* This is based on patients treated on this contract for their most recent course of treatment. Figures in italics indicate the base number of FP17s or Patient Questionnaire responses are less than 100. N/A is shown where the base number of responses is less than 10 during the period. % is calculated as Quantity/Base number*100

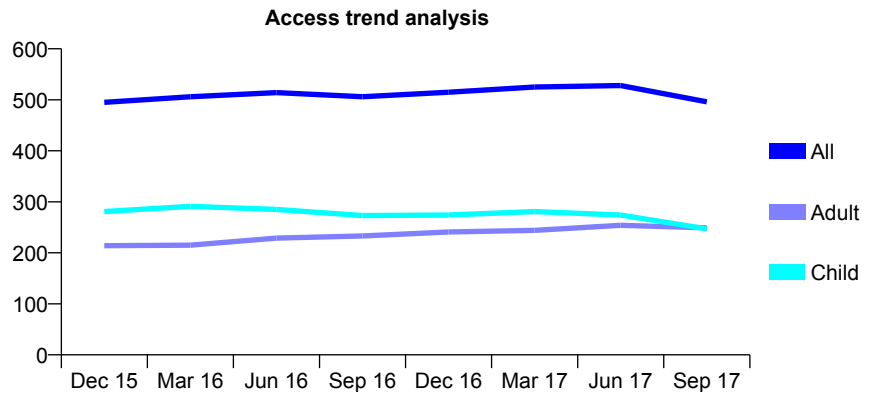
Q68 - Vital Signs At a Glance Contract Report for 228494/0002 - September 2017

Name or company name	MR PJ STRAW
Contract type name	GDS Contract
Purpose of contract	General
Contract start date	31/08/2010
Contract end date	

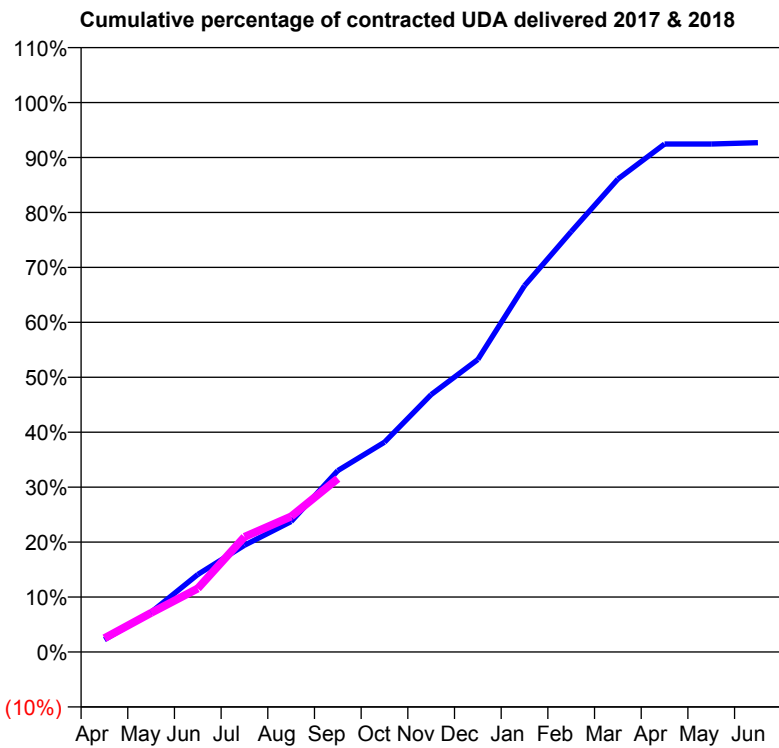
17/18 Contracted general activity (UDA)	1,215
Carry forward general activity (UDA)	0
17/18 Contracted orthodontic activity (UOA)	0
Carry forward orthodontic activity (UOA)	0
Baseline contract value	£29,936.29

ACCESS*

Patients seen in 24 months	Total	Change since previous quarter
Quarter ending September 2016	506	
Quarter ending December 2016	515	→
Quarter ending March 2017	525	→
Quarter ending June 2017	528	→
Quarter ending September 2017	496	↓
Variance since September 2016	(2.0%)	↓



ACTIVITY



Adjusted Scheduled Activity (UDA)		
Month	2017	2018
April	27	30
May	88	86
June	171	141
July	236	255
August	288	300
September	401	383
October	464	
November	569	
December	647	
January	810	
February	930	
March	1,046	
April	1,123	
May	1,123	
June	1,126	

QUALITY

	Quantity	Base Number	Contract	AT	Region	England
% of FP17s for the same patient ID Re-attending within 3 months - Children	9	182	4.9%	9.3%	11.4%	11.9%
% of FP17s for the same patient ID Re-attending within 3 months - Adults	11	131	8.4%	15.0%	15.7%	15.9%
% of FP17s for the same patient ID Re-attending between 3 & 9 months - Children	131	182	72.0%	59.5%	60.6%	58.1%
% of FP17s for the same patient ID Re-attending between 3 & 9 months - Adults	80	131	61.1%	51.2%	52.0%	50.6%
% of FP17s for Band 1 Urgent Courses	12	277	4.3%	9.6%	9.6%	9.1%
% of FP17s Relating to Free Repair or Replacements	0	277	0.0%	0.6%	0.7%	0.8%
% of FP17s Relating to Continuations	0	277	0.0%	0.9%	1.0%	1.1%
% of Patients satisfied with the dentistry they have received	0	0	N/A	90.4%	91.6%	91.4%
% of Patients satisfied with the time they had to wait for an appointment	0	0	N/A	87.3%	87.9%	87.7%

* This is based on patients treated on this contract for their most recent course of treatment. Figures in italics indicate the base number of FP17s or Patient Questionnaire responses are less than 100. N/A is shown where the base number of responses is less than 10 during the period. % is calculated as Quantity/Base number*100

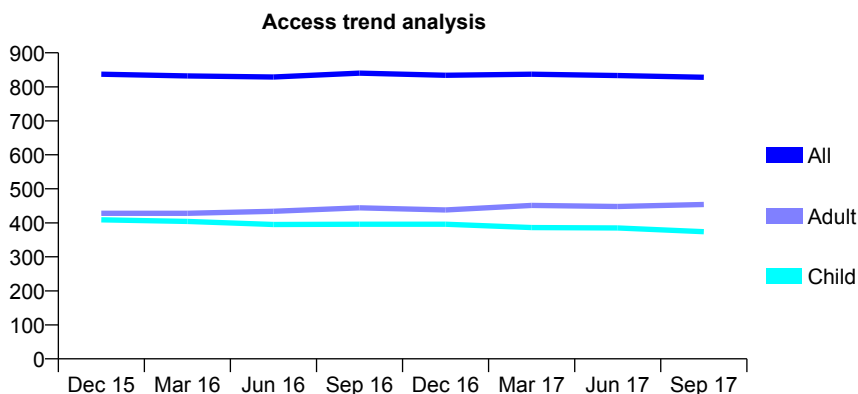
Q68 - Vital Signs At a Glance Contract Report for 229733/0001 - September 2017

Name or company name	MR PJ CASSAR
Contract type name	GDS Contract
Purpose of contract	General
Contract start date	01/04/2006
Contract end date	

17/18 Contracted general activity (UDA)	2,800
Carry forward general activity (UDA)	66
17/18 Contracted orthodontic activity (UOA)	0
Carry forward orthodontic activity (UOA)	0
Baseline contract value	£94,797.39

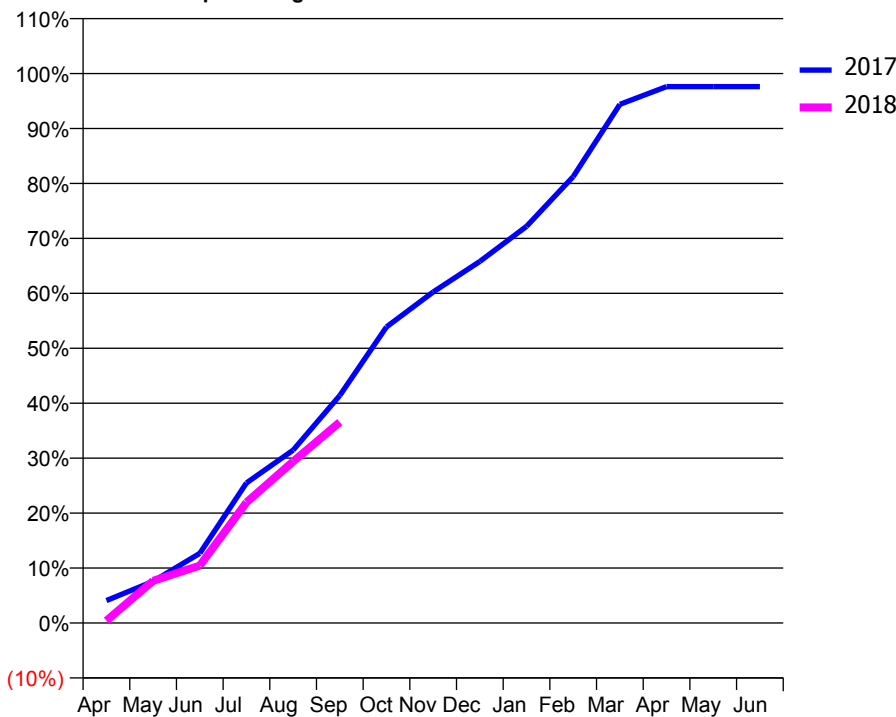
ACCESS*

Patients seen in 24 months	Total	Change since previous quarter
Quarter ending September 2016	840	
Quarter ending December 2016	834	→
Quarter ending March 2017	837	→
Quarter ending June 2017	833	→
Quarter ending September 2017	828	→
Variance since September 2016	(1.4%)	↓



ACTIVITY

Cumulative percentage of contracted UDA delivered 2017 & 2018



Month	Adjusted Scheduled Activity (UDA)	
	2017	2018
April	115	12
May	213	215
June	355	293
July	714	615
August	881	823
September	1,159	1,023
October	1,509	
November	1,687	
December	1,842	
January	2,021	
February	2,275	
March	2,643	
April	2,733	
May	2,733	
June	2,733	

QUALITY

	Quantity	Base Number	Contract	AT	Region	England
% of FP17s for the same patient ID Re-attending within 3 months - Children	24	290	8.3%	9.3%	11.4%	11.9%
% of FP17s for the same patient ID Re-attending within 3 months - Adults	63	311	20.3%	15.0%	15.7%	15.9%
% of FP17s for the same patient ID Re-attending between 3 & 9 months - Children	183	290	63.1%	59.5%	60.6%	58.1%
% of FP17s for the same patient ID Re-attending between 3 & 9 months - Adults	179	311	57.6%	51.2%	52.0%	50.6%
% of FP17s for Band 1 Urgent Courses	16	547	2.9%	9.6%	9.6%	9.1%
% of FP17s Relating to Free Repair or Replacements	1	547	0.2%	0.6%	0.7%	0.8%
% of FP17s Relating to Continuations	19	547	3.5%	0.9%	1.0%	1.1%
% of Patients satisfied with the dentistry they have received	1	1	N/A	90.4%	91.6%	91.4%
% of Patients satisfied with the time they had to wait for an appointment	1	1	N/A	87.3%	87.9%	87.7%

* This is based on patients treated on this contract for their most recent course of treatment. Figures in italics indicate the base number of FP17s or Patient Questionnaire responses are less than 100. N/A is shown where the base number of responses is less than 10 during the period. % is calculated as Quantity/Base number*100

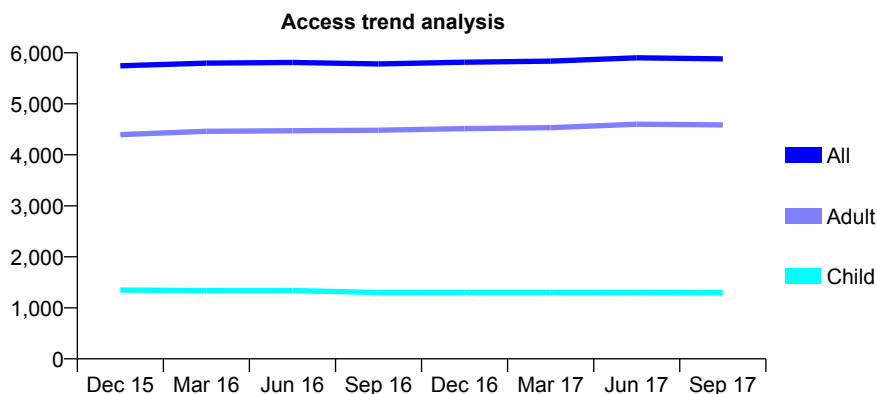
Q68 - Vital Signs At a Glance Contract Report for 234540/0001 - September 2017

Name or company name	MR SN GALVIN
Contract type name	PDS Contract
Purpose of contract	General
Contract start date	01/04/2006
Contract end date	31/03/2026

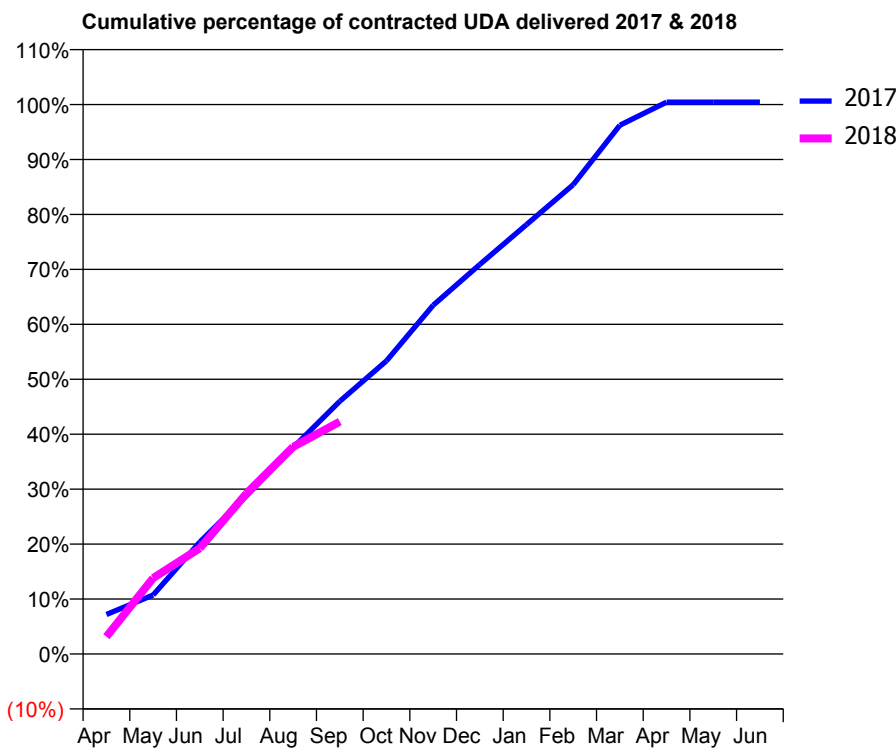
17/18 Contracted general activity (UDA)	18,053
Carry forward general activity (UDA)	-78
17/18 Contracted orthodontic activity (UOA)	0
Carry forward orthodontic activity (UOA)	0
Baseline contract value	£551,796.36

ACCESS*

Patients seen in 24 months	Total	Change since previous quarter
Quarter ending September 2016	5,783	
Quarter ending December 2016	5,816	→
Quarter ending March 2017	5,836	→
Quarter ending June 2017	5,901	→
Quarter ending September 2017	5,882	→
Variance since September 2016	1.7%	→



ACTIVITY



Month	Adjusted Scheduled Activity (UDA)	
	2017	2018
April	1,298	574
May	1,939	2,497
June	3,678	3,475
July	5,196	5,275
August	6,785	6,805
September	8,302	7,632
October	9,633	
November	11,460	
December	12,801	
January	14,110	
February	15,419	
March	17,372	
April	18,129	
May	18,130	
June	18,130	

QUALITY

	Quantity	Base Number	Contract	AT	Region	England
% of FP17s for the same patient ID Re-attending within 3 months - Children	73	1,073	6.8%	9.3%	11.4%	11.9%
% of FP17s for the same patient ID Re-attending within 3 months - Adults	542	3,600	15.1%	15.0%	15.7%	15.9%
% of FP17s for the same patient ID Re-attending between 3 & 9 months - Children	763	1,073	71.1%	59.5%	60.6%	58.1%
% of FP17s for the same patient ID Re-attending between 3 & 9 months - Adults	2,285	3,600	63.5%	51.2%	52.0%	50.6%
% of FP17s for Band 1 Urgent Courses	397	4,281	9.3%	9.6%	9.6%	9.1%
% of FP17s Relating to Free Repair or Replacements	72	4,281	1.7%	0.6%	0.7%	0.8%
% of FP17s Relating to Continuations	36	4,281	0.8%	0.9%	1.0%	1.1%
% of Patients satisfied with the dentistry they have received	6	9	N/A	90.4%	91.6%	91.4%
% of Patients satisfied with the time they had to wait for an appointment	9	9	N/A	87.3%	87.9%	87.7%

* This is based on patients treated on this contract for their most recent course of treatment. Figures in italics indicate the base number of FP17s or Patient Questionnaire responses are less than 100. N/A is shown where the base number of responses is less than 10 during the period. % is calculated as Quantity/Base number*100

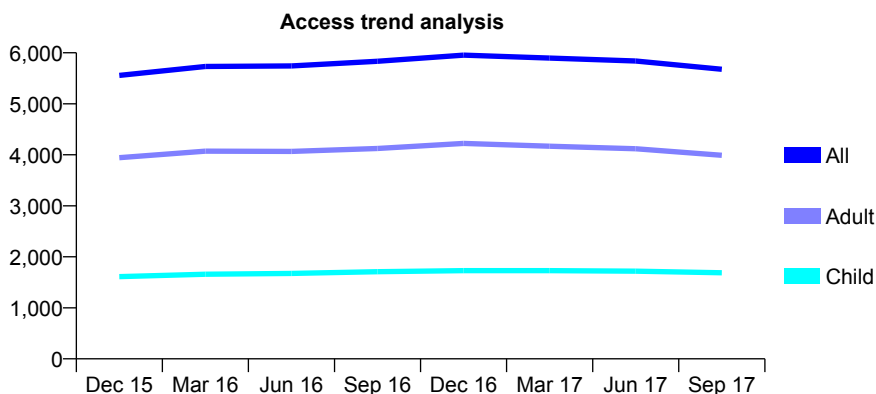
Q68 - Vital Signs At a Glance Contract Report for 234745/0001 - September 2017

Name or company name	MR KH NASSER
Contract type name	GDS Contract
Purpose of contract	General
Contract start date	01/04/2006
Contract end date	

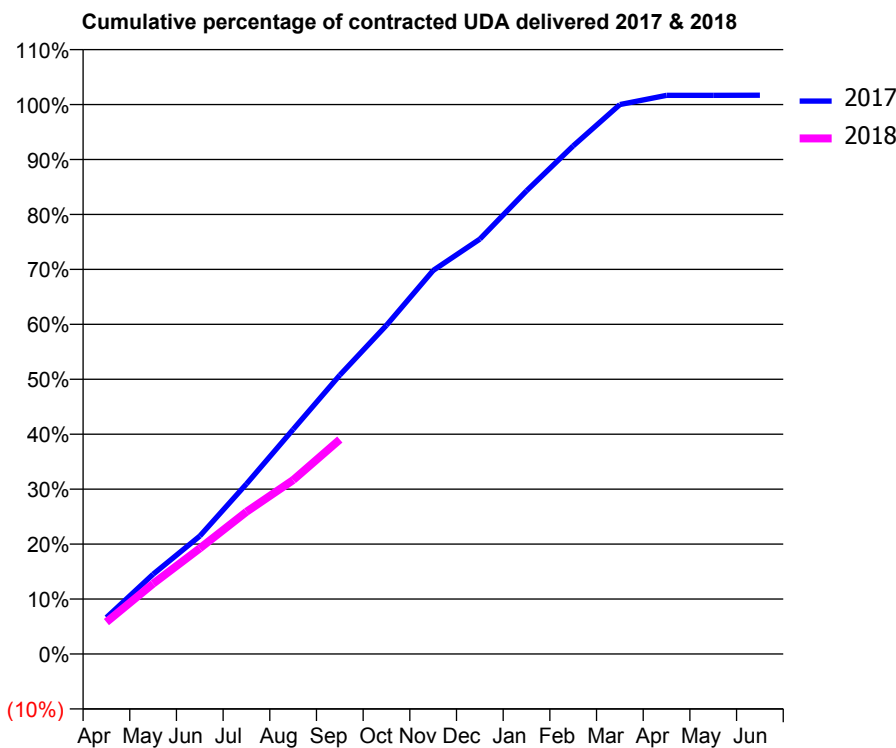
17/18 Contracted general activity (UDA)	14,942
Carry forward general activity (UDA)	-251
17/18 Contracted orthodontic activity (UOA)	0
Carry forward orthodontic activity (UOA)	0
Baseline contract value	£395,174.75

ACCESS*

Patients seen in 24 months	Total	Change since previous quarter
Quarter ending September 2016	5,834	
Quarter ending December 2016	5,953	↑
Quarter ending March 2017	5,898	→
Quarter ending June 2017	5,838	↓
Quarter ending September 2017	5,678	↓
Variance since September 2016	(2.7%)	↓



ACTIVITY



Month	Adjusted Scheduled Activity (UDA)	
	2017	2018
April	992	870
May	2,169	1,913
June	3,208	2,874
July	4,626	3,868
August	6,108	4,729
September	7,582	5,834
October	8,940	
November	10,430	
December	11,282	
January	12,594	
February	13,816	
March	14,941	
April	15,192	
May	15,192	
June	15,193	

QUALITY

	Quantity	Base Number	Contract	AT	Region	England
% of FP17s for the same patient ID Re-attending within 3 months - Children	67	1,123	6.0%	9.3%	11.4%	11.9%
% of FP17s for the same patient ID Re-attending within 3 months - Adults	192	2,090	9.2%	15.0%	15.7%	15.9%
% of FP17s for the same patient ID Re-attending between 3 & 9 months - Children	679	1,123	60.5%	59.5%	60.6%	58.1%
% of FP17s for the same patient ID Re-attending between 3 & 9 months - Adults	1,249	2,090	59.8%	51.2%	52.0%	50.6%
% of FP17s for Band 1 Urgent Courses	271	3,090	8.8%	9.6%	9.6%	9.1%
% of FP17s Relating to Free Repair or Replacements	13	3,090	0.4%	0.6%	0.7%	0.8%
% of FP17s Relating to Continuations	5	3,090	0.2%	0.9%	1.0%	1.1%
% of Patients satisfied with the dentistry they have received	11	12	91.7%	90.4%	91.6%	91.4%
% of Patients satisfied with the time they had to wait for an appointment	10	12	83.3%	87.3%	87.9%	87.7%

* This is based on patients treated on this contract for their most recent course of treatment. Figures in italics indicate the base number of FP17s or Patient Questionnaire responses are less than 100. N/A is shown where the base number of responses is less than 10 during the period. % is calculated as Quantity/Base number*100

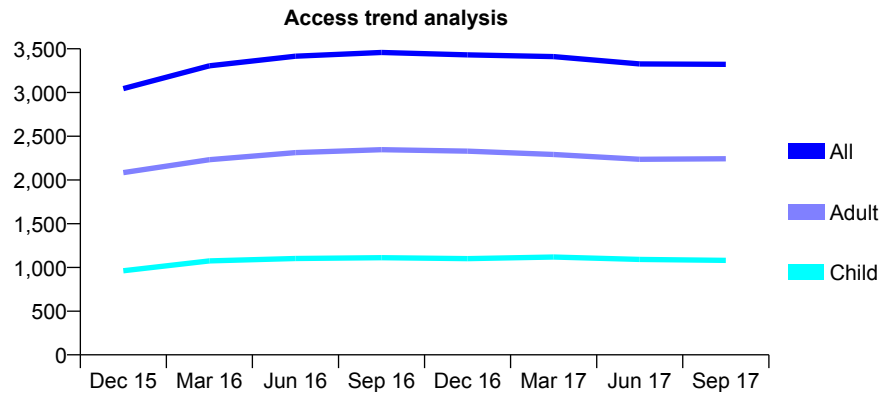
Q68 - Vital Signs At a Glance Contract Report for 238392/0001 - September 2017

Name or company name	MR VS AMIN
Contract type name	GDS Contract
Purpose of contract	General
Contract start date	01/04/2006
Contract end date	

17/18 Contracted general activity (UDA)	10,100
Carry forward general activity (UDA)	0
17/18 Contracted orthodontic activity (UOA)	0
Carry forward orthodontic activity (UOA)	0
Baseline contract value	£239,186.63

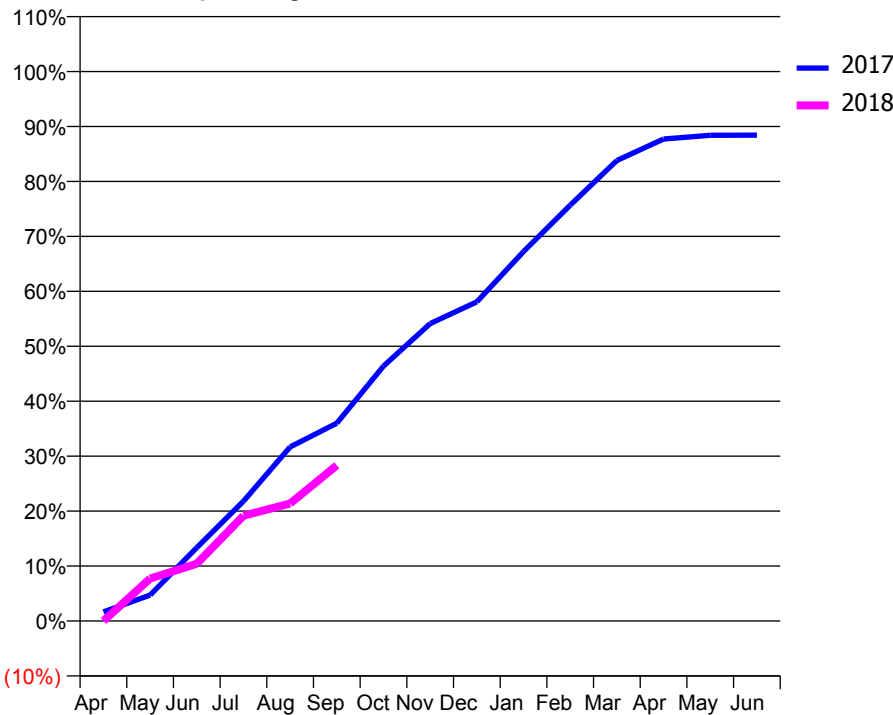
ACCESS*

Patients seen in 24 months	Total	Change since previous quarter
Quarter ending September 2016	3,458	
Quarter ending December 2016	3,430	→
Quarter ending March 2017	3,411	→
Quarter ending June 2017	3,327	↓
Quarter ending September 2017	3,323	→
Variance since September 2016	(3.9%)	↓



ACTIVITY

Cumulative percentage of contracted UDA delivered 2017 & 2018



Month	Adjusted Scheduled Activity (UDA)	
	2017	2018
April	167	0
May	476	781
June	1,350	1,052
July	2,202	1,935
August	3,200	2,159
September	3,637	2,861
October	4,684	
November	5,467	
December	5,867	
January	6,790	
February	7,644	
March	8,463	
April	8,860	
May	8,929	
June	8,930	

QUALITY

	Quantity	Base Number	Contract	AT	Region	England
% of FP17s for the same patient ID Re-attending within 3 months - Children	45	865	5.2%	9.3%	11.4%	11.9%
% of FP17s for the same patient ID Re-attending within 3 months - Adults	155	1,667	9.3%	15.0%	15.7%	15.9%
% of FP17s for the same patient ID Re-attending between 3 & 9 months - Children	634	865	73.3%	59.5%	60.6%	58.1%
% of FP17s for the same patient ID Re-attending between 3 & 9 months - Adults	1,256	1,667	75.3%	51.2%	52.0%	50.6%
% of FP17s for Band 1 Urgent Courses	123	1,883	6.5%	9.6%	9.6%	9.1%
% of FP17s Relating to Free Repair or Replacements	6	1,883	0.3%	0.6%	0.7%	0.8%
% of FP17s Relating to Continuations	5	1,883	0.3%	0.9%	1.0%	1.1%
% of Patients satisfied with the dentistry they have received	3	4	N/A	90.4%	91.6%	91.4%
% of Patients satisfied with the time they had to wait for an appointment	3	4	N/A	87.3%	87.9%	87.7%

* This is based on patients treated on this contract for their most recent course of treatment. Figures in italics indicate the base number of FP17s or Patient Questionnaire responses are less than 100. N/A is shown where the base number of responses is less than 10 during the period. % is calculated as Quantity/Base number*100

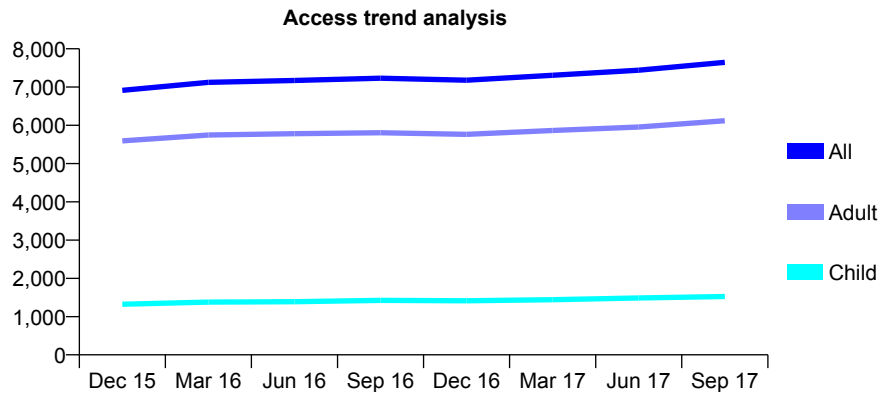
Q68 - Vital Signs At a Glance Contract Report for 238783/0003 - September 2017

Name or company name	MR AN ZYBUTZ
Contract type name	GDS Contract
Purpose of contract	General
Contract start date	01/04/2006
Contract end date	

17/18 Contracted general activity (UDA)	27,623
Carry forward general activity (UDA)	99
17/18 Contracted orthodontic activity (UOA)	0
Carry forward orthodontic activity (UOA)	0
Baseline contract value	£739,099.55

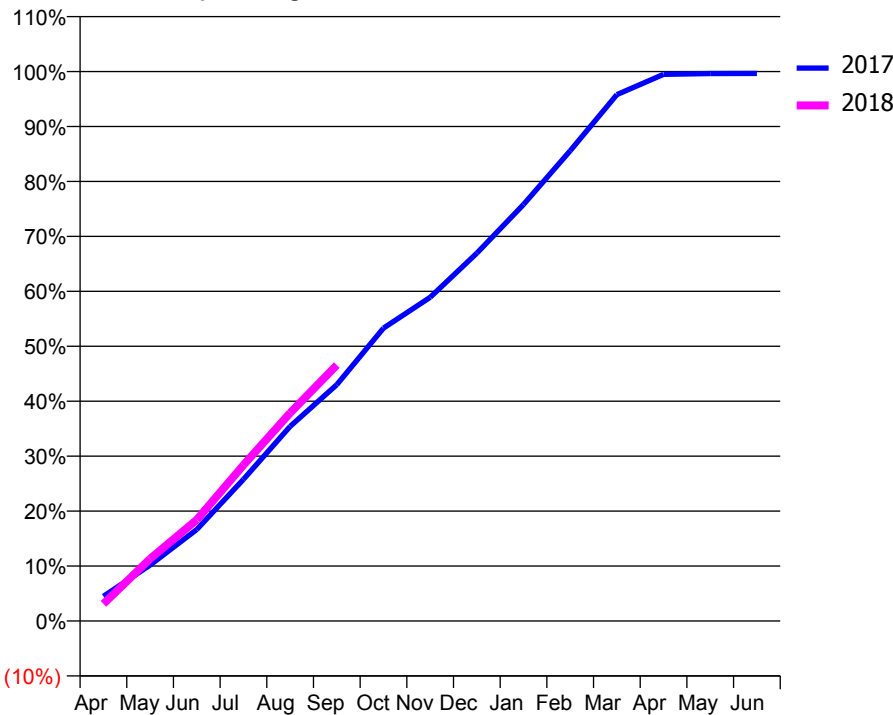
ACCESS*

Patients seen in 24 months	Total	Change since previous quarter
Quarter ending September 2016	7,230	
Quarter ending December 2016	7,179	→
Quarter ending March 2017	7,307	→
Quarter ending June 2017	7,442	→
Quarter ending September 2017	7,645	↑
Variance since September 2016	5.7%	↑



ACTIVITY

Cumulative percentage of contracted UDA delivered 2017 & 2018



Month	Adjusted Scheduled Activity (UDA)	
	2017	2018
April	1,244	861
May	2,812	3,124
June	4,601	5,091
July	7,123	7,837
August	9,782	10,457
September	11,878	12,867
October	14,721	
November	16,271	
December	18,493	
January	20,938	
February	23,639	
March	26,460	
April	27,480	
May	27,522	
June	27,524	

QUALITY

	Quantity	Base Number	Contract	AT	Region	England
% of FP17s for the same patient ID Re-attending within 3 months - Children	68	1,039	6.5%	9.3%	11.4%	11.9%
% of FP17s for the same patient ID Re-attending within 3 months - Adults	657	4,116	16.0%	15.0%	15.7%	15.9%
% of FP17s for the same patient ID Re-attending between 3 & 9 months - Children	535	1,039	51.5%	59.5%	60.6%	58.1%
% of FP17s for the same patient ID Re-attending between 3 & 9 months - Adults	1,921	4,116	46.7%	51.2%	52.0%	50.6%
% of FP17s for Band 1 Urgent Courses	535	4,779	11.2%	9.6%	9.6%	9.1%
% of FP17s Relating to Free Repair or Replacements	56	4,779	1.2%	0.6%	0.7%	0.8%
% of FP17s Relating to Continuations	97	4,779	2.0%	0.9%	1.0%	1.1%
% of Patients satisfied with the dentistry they have received	15	19	78.9%	90.4%	91.6%	91.4%
% of Patients satisfied with the time they had to wait for an appointment	19	19	100.0%	87.3%	87.9%	87.7%

* This is based on patients treated on this contract for their most recent course of treatment. Figures in italics indicate the base number of FP17s or Patient Questionnaire responses are less than 100. N/A is shown where the base number of responses is less than 10 during the period. % is calculated as Quantity/Base number*100

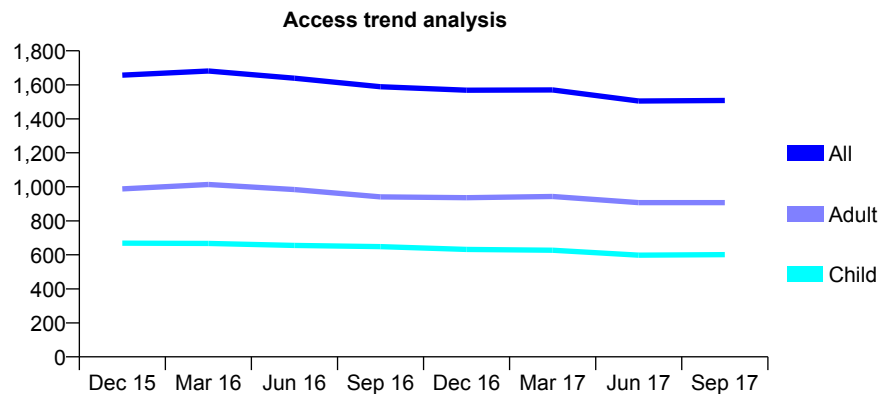
Q68 - Vital Signs At a Glance Contract Report for 239410/0001 - September 2017

Name or company name	MR DB DEWSON
Contract type name	GDS Contract
Purpose of contract	General
Contract start date	01/04/2006
Contract end date	

17/18 Contracted general activity (UDA)	5,806
Carry forward general activity (UDA)	-26
17/18 Contracted orthodontic activity (UOA)	0
Carry forward orthodontic activity (UOA)	0
Baseline contract value	£144,343.11

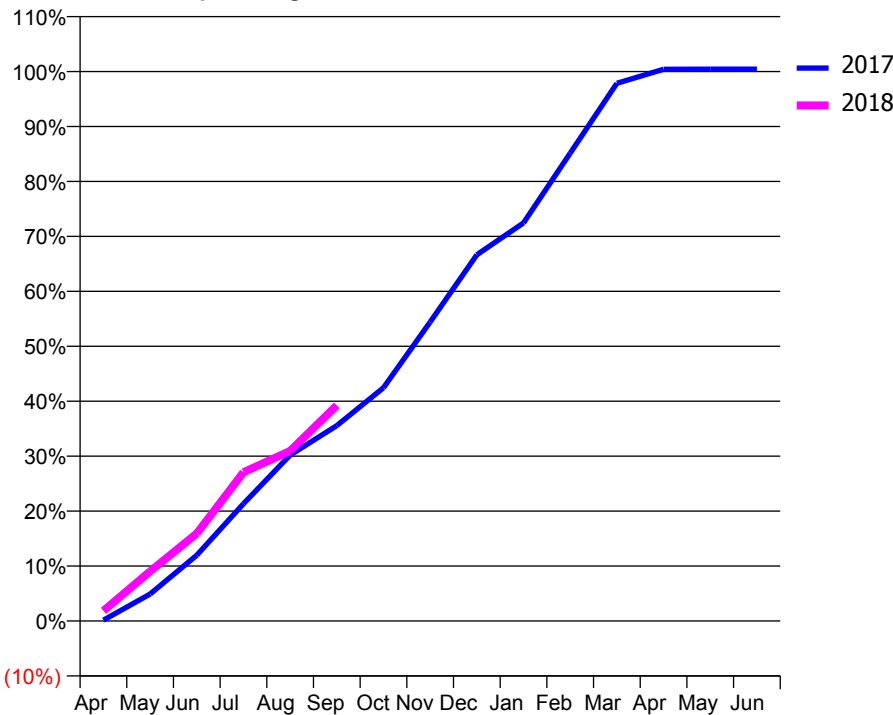
ACCESS*

Patients seen in 24 months	Total	Change since previous quarter
Quarter ending September 2016	1,589	
Quarter ending December 2016	1,568	↓
Quarter ending March 2017	1,570	→
Quarter ending June 2017	1,505	↓
Quarter ending September 2017	1,508	→
Variance since September 2016	(5.1%)	↓



ACTIVITY

Cumulative percentage of contracted UDA delivered 2017 & 2018



Month	Adjusted Scheduled Activity (UDA)	
	2017	2018
April	9	107
May	285	525
June	696	925
July	1,239	1,571
August	1,754	1,796
September	2,065	2,279
October	2,465	
November	3,159	
December	3,870	
January	4,206	
February	4,943	
March	5,681	
April	5,829	
May	5,831	
June	5,831	

QUALITY

	Quantity	Base Number	Contract	AT	Region	England
% of FP17s for the same patient ID Re-attending within 3 months - Children	7	328	2.1%	9.3%	11.4%	11.9%
% of FP17s for the same patient ID Re-attending within 3 months - Adults	28	381	7.3%	15.0%	15.7%	15.9%
% of FP17s for the same patient ID Re-attending between 3 & 9 months - Children	110	328	33.5%	59.5%	60.6%	58.1%
% of FP17s for the same patient ID Re-attending between 3 & 9 months - Adults	134	381	35.2%	51.2%	52.0%	50.6%
% of FP17s for Band 1 Urgent Courses	0	673	0.0%	9.6%	9.6%	9.1%
% of FP17s Relating to Free Repair or Replacements	0	673	0.0%	0.6%	0.7%	0.8%
% of FP17s Relating to Continuations	11	673	1.6%	0.9%	1.0%	1.1%
% of Patients satisfied with the dentistry they have received	4	4	N/A	90.4%	91.6%	91.4%
% of Patients satisfied with the time they had to wait for an appointment	4	4	N/A	87.3%	87.9%	87.7%

* This is based on patients treated on this contract for their most recent course of treatment. Figures in italics indicate the base number of FP17s or Patient Questionnaire responses are less than 100. N/A is shown where the base number of responses is less than 10 during the period. % is calculated as Quantity/Base number*100

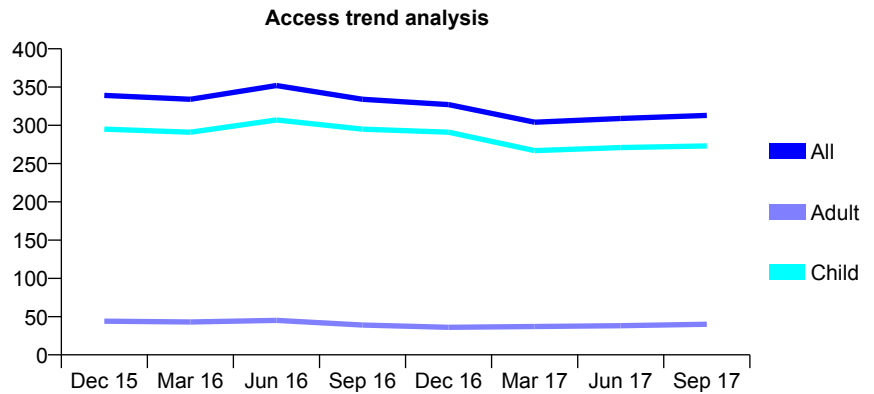
Q68 - Vital Signs At a Glance Contract Report for 239437/0001 - September 2017

Name or company name	MR JT DOWNEY
Contract type name	GDS Contract
Purpose of contract	General
Contract start date	01/04/2006
Contract end date	

17/18 Contracted general activity (UDA)	475
Carry forward general activity (UDA)	-10
17/18 Contracted orthodontic activity (UOA)	0
Carry forward orthodontic activity (UOA)	0
Baseline contract value	£12,820.28

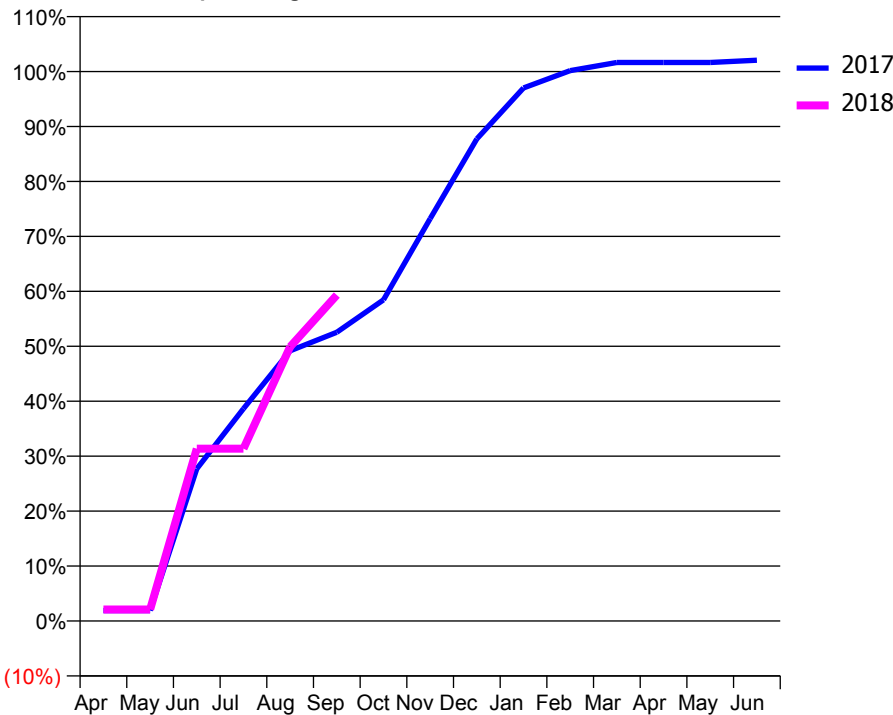
ACCESS*

Patients seen in 24 months	Total	Change since previous quarter
Quarter ending September 2016	334	
Quarter ending December 2016	327	↓
Quarter ending March 2017	304	↓
Quarter ending June 2017	309	→
Quarter ending September 2017	313	→
Variance since September 2016	(6.3%)	↓



ACTIVITY

Cumulative percentage of contracted UDA delivered 2017 & 2018



Month	Adjusted Scheduled Activity (UDA)	
	2017	2018
April	9	10
May	9	10
June	132	149
July	184	149
August	234	237
September	250	282
October	278	
November	348	
December	417	
January	461	
February	476	
March	483	
April	483	
May	483	
June	485	

QUALITY

	Quantity	Base Number	Contract	AT	Region	England
% of FP17s for the same patient ID Re-attending within 3 months - Children	2	237	0.8%	9.3%	11.4%	11.9%
% of FP17s for the same patient ID Re-attending within 3 months - Adults	1	9	<i>11.1%</i>	15.0%	15.7%	15.9%
% of FP17s for the same patient ID Re-attending between 3 & 9 months - Children	151	237	63.7%	59.5%	60.6%	58.1%
% of FP17s for the same patient ID Re-attending between 3 & 9 months - Adults	5	9	55.6%	51.2%	52.0%	50.6%
% of FP17s for Band 1 Urgent Courses	4	243	1.6%	9.6%	9.6%	9.1%
% of FP17s Relating to Free Repair or Replacements	0	243	0.0%	0.6%	0.7%	0.8%
% of FP17s Relating to Continuations	0	243	0.0%	0.9%	1.0%	1.1%
% of Patients satisfied with the dentistry they have received	0	0	N/A	90.4%	91.6%	91.4%
% of Patients satisfied with the time they had to wait for an appointment	0	0	N/A	87.3%	87.9%	87.7%

* This is based on patients treated on this contract for their most recent course of treatment. Figures in italics indicate the base number of FP17s or Patient Questionnaire responses are less than 100. N/A is shown where the base number of responses is less than 10 during the period. % is calculated as Quantity/Base number*100

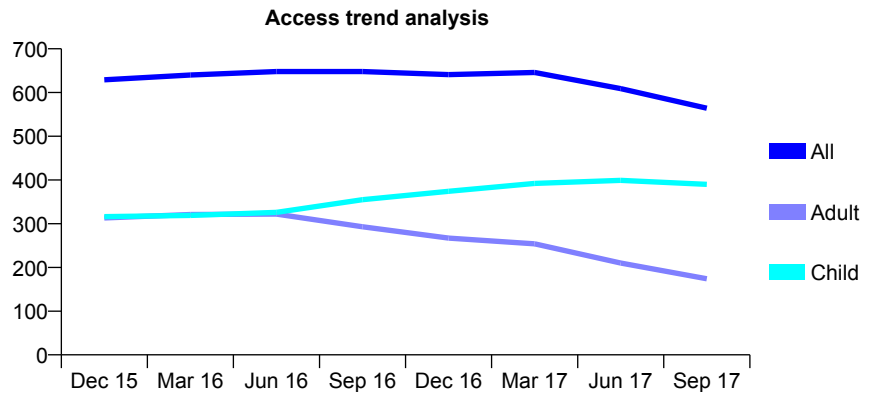
Q68 - Vital Signs At a Glance Contract Report for 239461/0001 - September 2017

Name or company name	MR SW GREAVES
Contract type name	GDS Contract
Purpose of contract	General
Contract start date	18/06/2012
Contract end date	

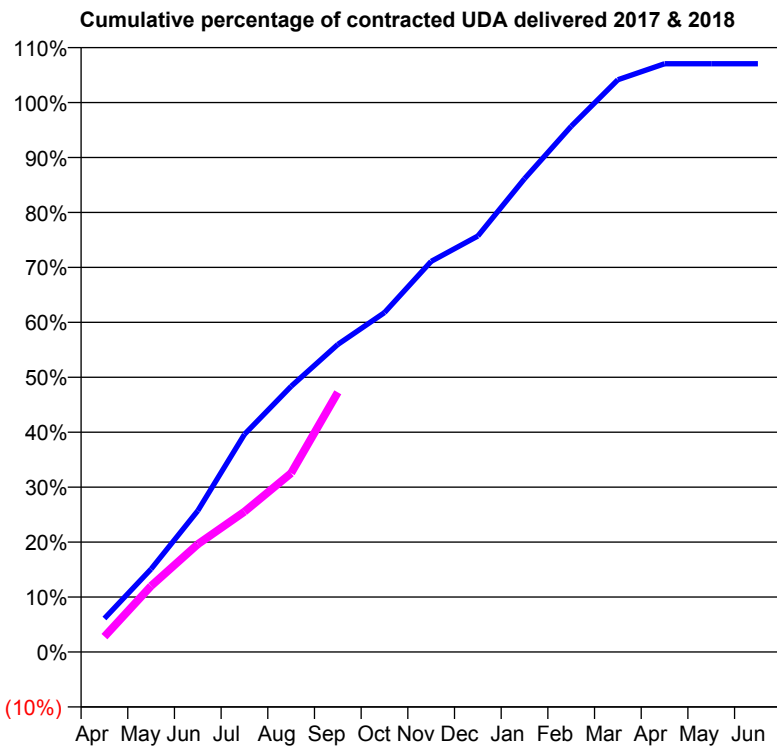
17/18 Contracted general activity (UDA)	1,000
Carry forward general activity (UDA)	-20
17/18 Contracted orthodontic activity (UOA)	0
Carry forward orthodontic activity (UOA)	0
Baseline contract value	£22,479.52

ACCESS*

Patients seen in 24 months	Total	Change since previous quarter
Quarter ending September 2016	648	
Quarter ending December 2016	641	↓
Quarter ending March 2017	646	→
Quarter ending June 2017	609	↓
Quarter ending September 2017	564	↓
Variance since September 2016	(13.0%)	↓



ACTIVITY



Adjusted Scheduled Activity (UDA)		
Month	2017	2018
April	61	28
May	151	120
June	257	196
July	396	255
August	484	326
September	560	473
October	618	
November	711	
December	757	
January	861	
February	957	
March	1,041	
April	1,071	
May	1,071	
June	1,071	

QUALITY

	Quantity	Base Number	Contract	AT	Region	England
% of FP17s for the same patient ID Re-attending within 3 months - Children	8	295	2.7%	9.3%	11.4%	11.9%
% of FP17s for the same patient ID Re-attending within 3 months - Adults	9	60	15.0%	15.0%	15.7%	15.9%
% of FP17s for the same patient ID Re-attending between 3 & 9 months - Children	197	295	66.8%	59.5%	60.6%	58.1%
% of FP17s for the same patient ID Re-attending between 3 & 9 months - Adults	33	60	55.0%	51.2%	52.0%	50.6%
% of FP17s for Band 1 Urgent Courses	3	335	0.9%	9.6%	9.6%	9.1%
% of FP17s Relating to Free Repair or Replacements	0	335	0.0%	0.6%	0.7%	0.8%
% of FP17s Relating to Continuations	0	335	0.0%	0.9%	1.0%	1.1%
% of Patients satisfied with the dentistry they have received	0	0	N/A	90.4%	91.6%	91.4%
% of Patients satisfied with the time they had to wait for an appointment	0	0	N/A	87.3%	87.9%	87.7%

* This is based on patients treated on this contract for their most recent course of treatment. Figures in italics indicate the base number of FP17s or Patient Questionnaire responses are less than 100. N/A is shown where the base number of responses is less than 10 during the period. % is calculated as Quantity/Base number*100

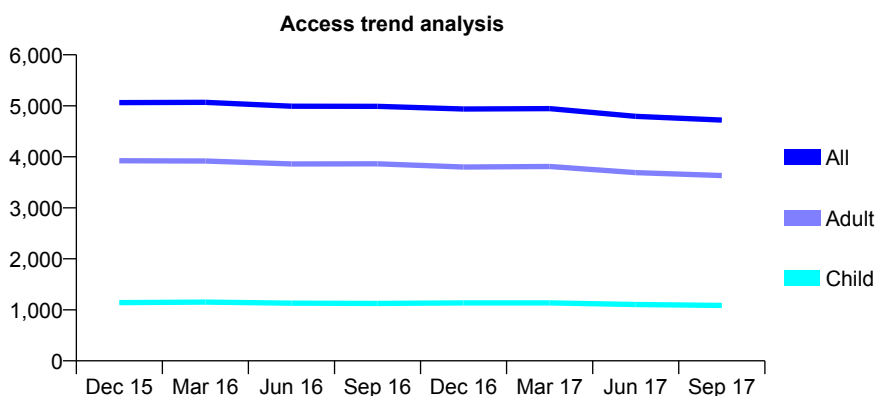
Q68 - Vital Signs At a Glance Contract Report for 241423/0002 - September 2017

Name or company name	MR R SIVA
Contract type name	GDS Contract
Purpose of contract	General
Contract start date	01/12/2007
Contract end date	

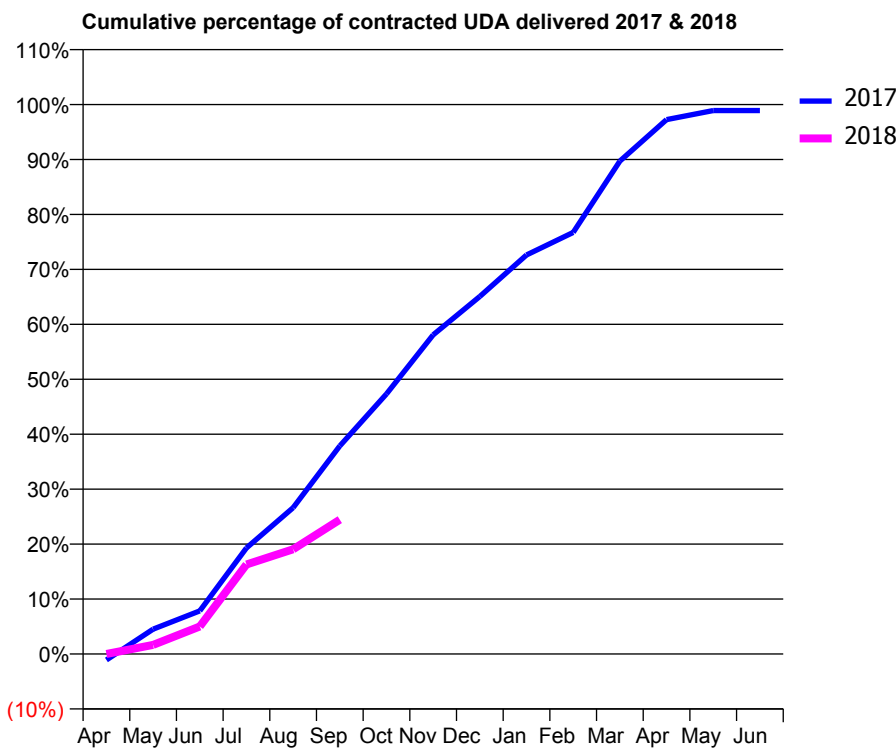
17/18 Contracted general activity (UDA)	15,100
Carry forward general activity (UDA)	0
17/18 Contracted orthodontic activity (UOA)	0
Carry forward orthodontic activity (UOA)	0
Baseline contract value	£360,342.90

ACCESS*

Patients seen in 24 months	Total	Change since previous quarter
Quarter ending September 2016	4,989	
Quarter ending December 2016	4,936	↓
Quarter ending March 2017	4,946	→
Quarter ending June 2017	4,794	↓
Quarter ending September 2017	4,719	↓
Variance since September 2016	(5.4%)	↓



ACTIVITY



Month	Adjusted Scheduled Activity (UDA)	
	2017	2018
April	-153	0
May	624	250
June	1,082	756
July	2,665	2,460
August	3,675	2,877
September	5,226	3,691
October	6,532	
November	8,017	
December	8,980	
January	10,021	
February	10,587	
March	12,379	
April	13,420	
May	13,649	
June	13,649	

QUALITY

	Quantity	Base Number	Contract	AT	Region	England
% of FP17s for the same patient ID Re-attending within 3 months - Children	27	481	5.6%	9.3%	11.4%	11.9%
% of FP17s for the same patient ID Re-attending within 3 months - Adults	255	1,744	14.6%	15.0%	15.7%	15.9%
% of FP17s for the same patient ID Re-attending between 3 & 9 months - Children	126	481	26.2%	59.5%	60.6%	58.1%
% of FP17s for the same patient ID Re-attending between 3 & 9 months - Adults	537	1,744	30.8%	51.2%	52.0%	50.6%
% of FP17s for Band 1 Urgent Courses	243	1,768	13.7%	9.6%	9.6%	9.1%
% of FP17s Relating to Free Repair or Replacements	1	1,768	0.1%	0.6%	0.7%	0.8%
% of FP17s Relating to Continuations	1	1,768	0.1%	0.9%	1.0%	1.1%
% of Patients satisfied with the dentistry they have received	30	34	88.2%	90.4%	91.6%	91.4%
% of Patients satisfied with the time they had to wait for an appointment	30	34	88.2%	87.3%	87.9%	87.7%

* This is based on patients treated on this contract for their most recent course of treatment. Figures in italics indicate the base number of FP17s or Patient Questionnaire responses are less than 100. N/A is shown where the base number of responses is less than 10 during the period. % is calculated as Quantity/Base number*100

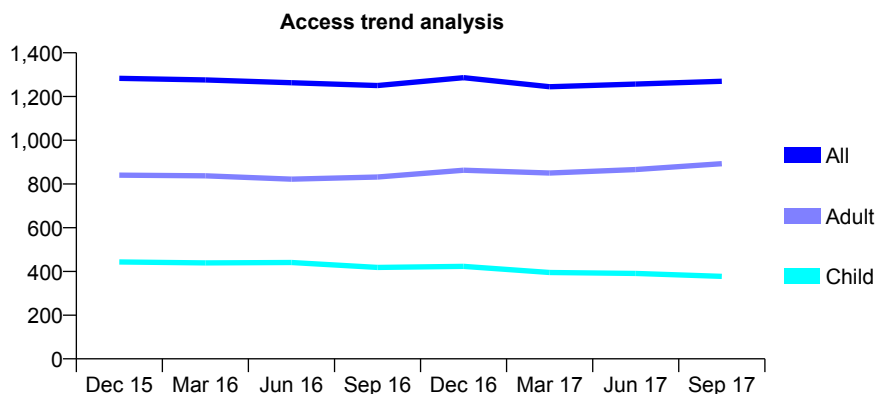
Q68 - Vital Signs At a Glance Contract Report for 245003/0001 - September 2017

Name or company name	MR K ABODI
Contract type name	GDS Contract
Purpose of contract	General
Contract start date	01/04/2006
Contract end date	

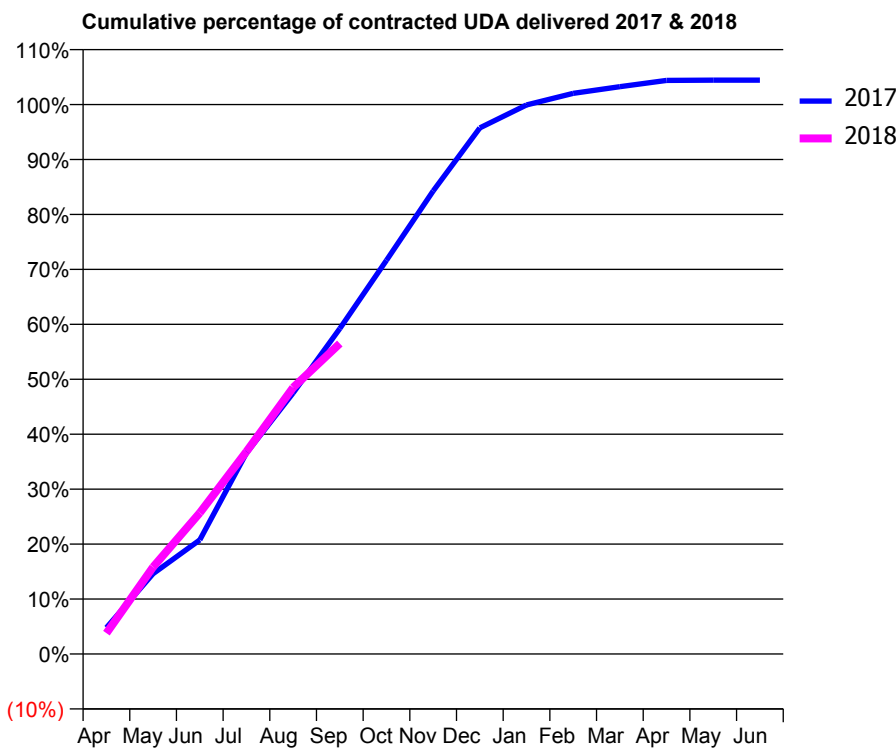
17/18 Contracted general activity (UDA)	2,477
Carry forward general activity (UDA)	-50
17/18 Contracted orthodontic activity (UOA)	0
Carry forward orthodontic activity (UOA)	0
Baseline contract value	£61,284.75

ACCESS*

Patients seen in 24 months	Total	Change since previous quarter
Quarter ending September 2016	1,250	
Quarter ending December 2016	1,286	↑
Quarter ending March 2017	1,245	↓
Quarter ending June 2017	1,257	→
Quarter ending September 2017	1,270	→
Variance since September 2016	1.6%	→



ACTIVITY



Adjusted Scheduled Activity (UDA)		
Month	2017	2018
April	119	94
May	362	392
June	514	636
July	906	913
August	1,177	1,201
September	1,467	1,400
October	1,775	
November	2,087	
December	2,372	
January	2,475	
February	2,527	
March	2,558	
April	2,586	
May	2,587	
June	2,587	

QUALITY

	Quantity	Base Number	Contract	AT	Region	England
% of FP17s for the same patient ID Re-attending within 3 months - Children	13	290	4.5%	9.3%	11.4%	11.9%
% of FP17s for the same patient ID Re-attending within 3 months - Adults	44	558	7.9%	15.0%	15.7%	15.9%
% of FP17s for the same patient ID Re-attending between 3 & 9 months - Children	164	290	56.6%	59.5%	60.6%	58.1%
% of FP17s for the same patient ID Re-attending between 3 & 9 months - Adults	235	558	42.1%	51.2%	52.0%	50.6%
% of FP17s for Band 1 Urgent Courses	49	824	5.9%	9.6%	9.6%	9.1%
% of FP17s Relating to Free Repair or Replacements	2	824	0.2%	0.6%	0.7%	0.8%
% of FP17s Relating to Continuations	0	824	0.0%	0.9%	1.0%	1.1%
% of Patients satisfied with the dentistry they have received	4	4	N/A	90.4%	91.6%	91.4%
% of Patients satisfied with the time they had to wait for an appointment	4	4	N/A	87.3%	87.9%	87.7%

* This is based on patients treated on this contract for their most recent course of treatment. Figures in italics indicate the base number of FP17s or Patient Questionnaire responses are less than 100. N/A is shown where the base number of responses is less than 10 during the period. % is calculated as Quantity/Base number*100

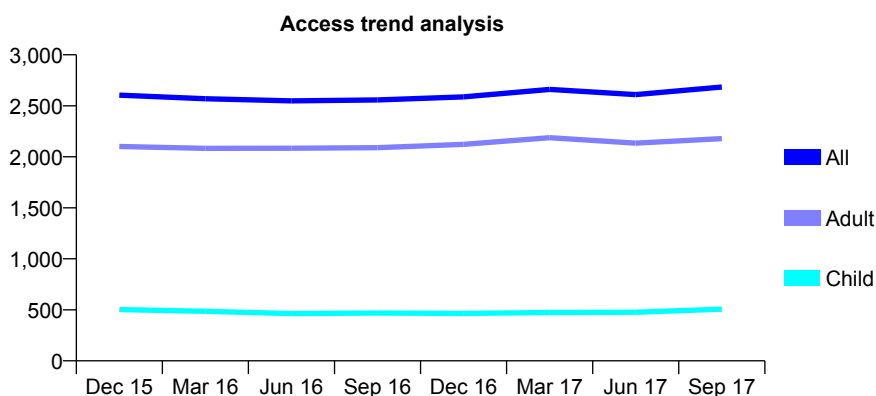
Q68 - Vital Signs At a Glance Contract Report for 249599/0001 - September 2017

Name or company name	Mr Ambrose Ebhohimen
Contract type name	GDS Contract
Purpose of contract	General
Contract start date	01/04/2006
Contract end date	

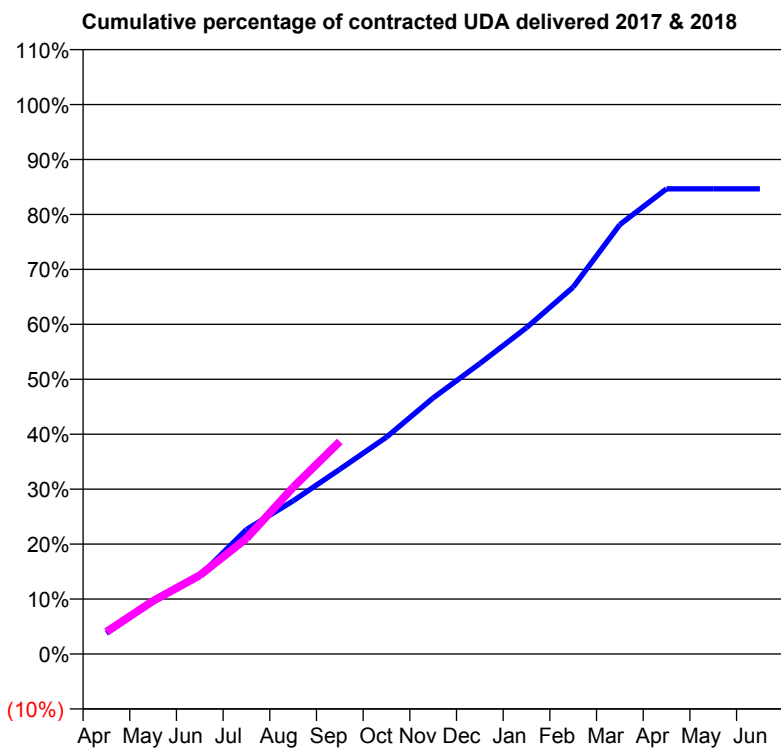
17/18 Contracted general activity (UDA)	9,545
Carry forward general activity (UDA)	0
17/18 Contracted orthodontic activity (UOA)	0
Carry forward orthodontic activity (UOA)	0
Baseline contract value	£214,277.56

ACCESS*

Patients seen in 24 months	Total	Change since previous quarter
Quarter ending September 2016	2,557	
Quarter ending December 2016	2,587	→
Quarter ending March 2017	2,661	↑
Quarter ending June 2017	2,610	↓
Quarter ending September 2017	2,684	↑
Variance since September 2016	5.0%	↑



ACTIVITY



Month	Adjusted Scheduled Activity (UDA)	
	2017	2018
April	359	386
May	912	923
June	1,360	1,367
July	2,161	2,007
August	2,660	2,897
September	3,208	3,690
October	3,767	
November	4,449	
December	5,045	
January	5,670	
February	6,372	
March	7,460	
April	8,080	
May	8,080	
June	8,081	

QUALITY

	Quantity	Base Number	Contract	AT	Region	England
% of FP17s for the same patient ID Re-attending within 3 months - Children	16	340	4.7%	9.3%	11.4%	11.9%
% of FP17s for the same patient ID Re-attending within 3 months - Adults	247	1,631	15.1%	15.0%	15.7%	15.9%
% of FP17s for the same patient ID Re-attending between 3 & 9 months - Children	186	340	54.7%	59.5%	60.6%	58.1%
% of FP17s for the same patient ID Re-attending between 3 & 9 months - Adults	874	1,631	53.6%	51.2%	52.0%	50.6%
% of FP17s for Band 1 Urgent Courses	112	1,784	6.3%	9.6%	9.6%	9.1%
% of FP17s Relating to Free Repair or Replacements	17	1,784	1.0%	0.6%	0.7%	0.8%
% of FP17s Relating to Continuations	27	1,784	1.5%	0.9%	1.0%	1.1%
% of Patients satisfied with the dentistry they have received	7	7	N/A	90.4%	91.6%	91.4%
% of Patients satisfied with the time they had to wait for an appointment	7	7	N/A	87.3%	87.9%	87.7%

* This is based on patients treated on this contract for their most recent course of treatment. Figures in italics indicate the base number of FP17s or Patient Questionnaire responses are less than 100. N/A is shown where the base number of responses is less than 10 during the period. % is calculated as Quantity/Base number*100

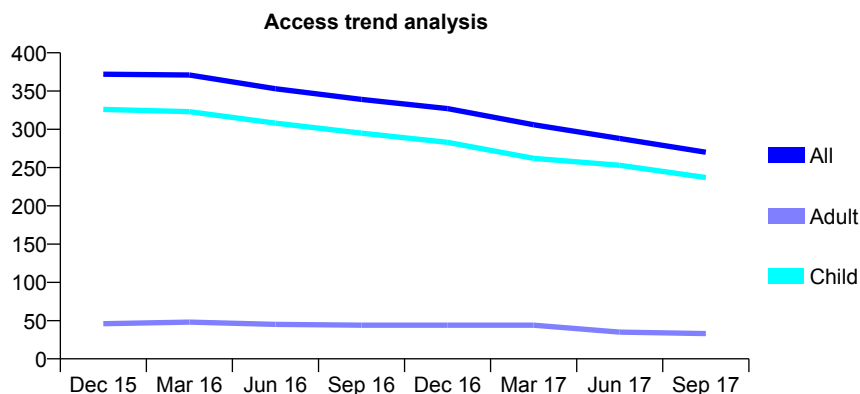
Q68 - Vital Signs At a Glance Contract Report for 250414/0001 - September 2017

Name or company name	MRS EL CLAYTON-JONES
Contract type name	GDS Contract
Purpose of contract	General
Contract start date	01/12/2011
Contract end date	

17/18 Contracted general activity (UDA)	480
Carry forward general activity (UDA)	2
17/18 Contracted orthodontic activity (UOA)	0
Carry forward orthodontic activity (UOA)	0
Baseline contract value	£10,787.63

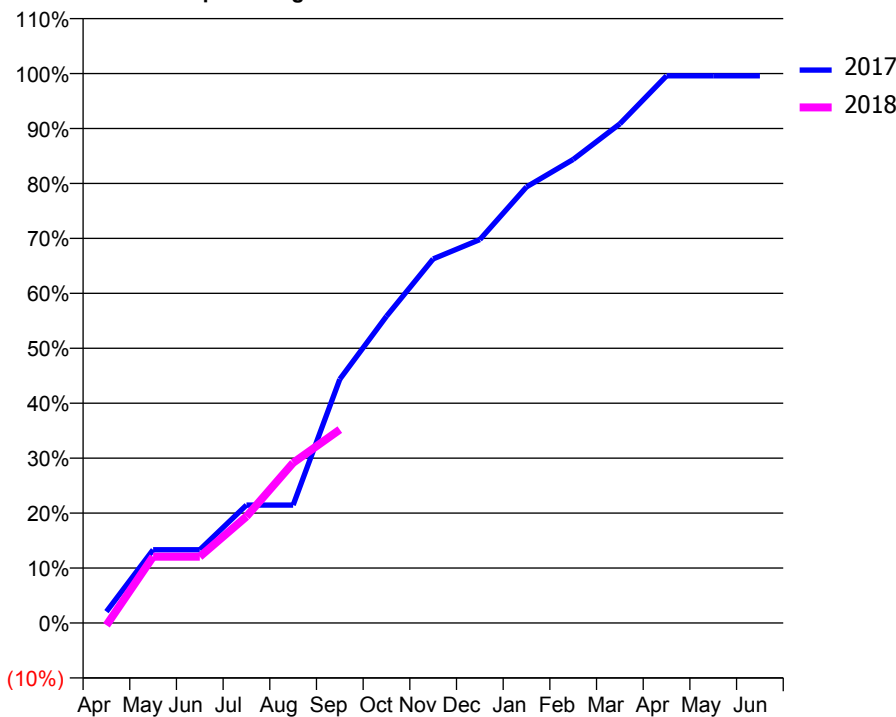
ACCESS*

Patients seen in 24 months	Total	Change since previous quarter
Quarter ending September 2016	339	
Quarter ending December 2016	327	↓
Quarter ending March 2017	306	↓
Quarter ending June 2017	288	↓
Quarter ending September 2017	270	↓
Variance since September 2016	(20.4%)	↓



ACTIVITY

Cumulative percentage of contracted UDA delivered 2017 & 2018



Adjusted Scheduled Activity (UDA)

Month	2017	2018
April	10	-2
May	64	58
June	64	58
July	103	93
August	103	140
September	213	169
October	268	
November	318	
December	335	
January	381	
February	405	
March	436	
April	478	
May	478	
June	478	

QUALITY

	Quantity	Base Number	Contract	AT	Region	England
% of FP17s for the same patient ID Re-attending within 3 months - Children	1	190	0.5%	9.3%	11.4%	11.9%
% of FP17s for the same patient ID Re-attending within 3 months - Adults	0	12	0.0%	15.0%	15.7%	15.9%
% of FP17s for the same patient ID Re-attending between 3 & 9 months - Children	145	190	76.3%	59.5%	60.6%	58.1%
% of FP17s for the same patient ID Re-attending between 3 & 9 months - Adults	6	12	50.0%	51.2%	52.0%	50.6%
% of FP17s for Band 1 Urgent Courses	0	162	0.0%	9.6%	9.6%	9.1%
% of FP17s Relating to Free Repair or Replacements	0	162	0.0%	0.6%	0.7%	0.8%
% of FP17s Relating to Continuations	0	162	0.0%	0.9%	1.0%	1.1%
% of Patients satisfied with the dentistry they have received	0	0	N/A	90.4%	91.6%	91.4%
% of Patients satisfied with the time they had to wait for an appointment	0	0	N/A	87.3%	87.9%	87.7%

* This is based on patients treated on this contract for their most recent course of treatment. Figures in italics indicate the base number of FP17s or Patient Questionnaire responses are less than 100. N/A is shown where the base number of responses is less than 10 during the period. % is calculated as Quantity/Base number*100

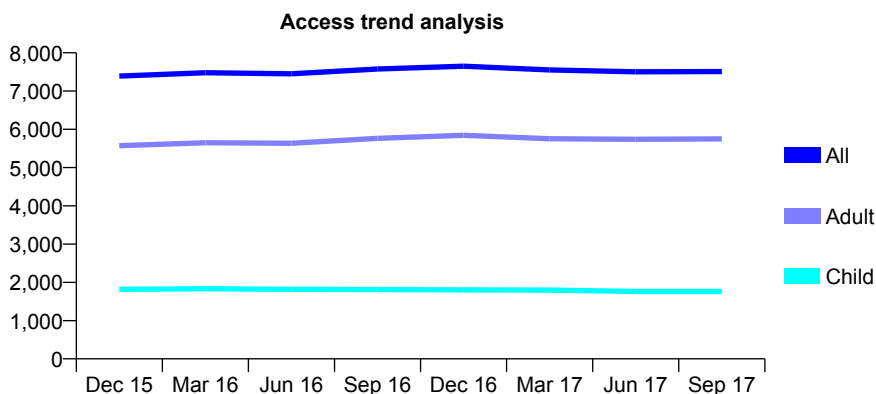
Q68 - Vital Signs At a Glance Contract Report for 251739/0001 - September 2017

Name or company name	MS BS BHATT
Contract type name	GDS Contract
Purpose of contract	General
Contract start date	01/04/2006
Contract end date	

17/18 Contracted general activity (UDA)	16,944
Carry forward general activity (UDA)	567
17/18 Contracted orthodontic activity (UOA)	0
Carry forward orthodontic activity (UOA)	0
Baseline contract value	£380,822.03

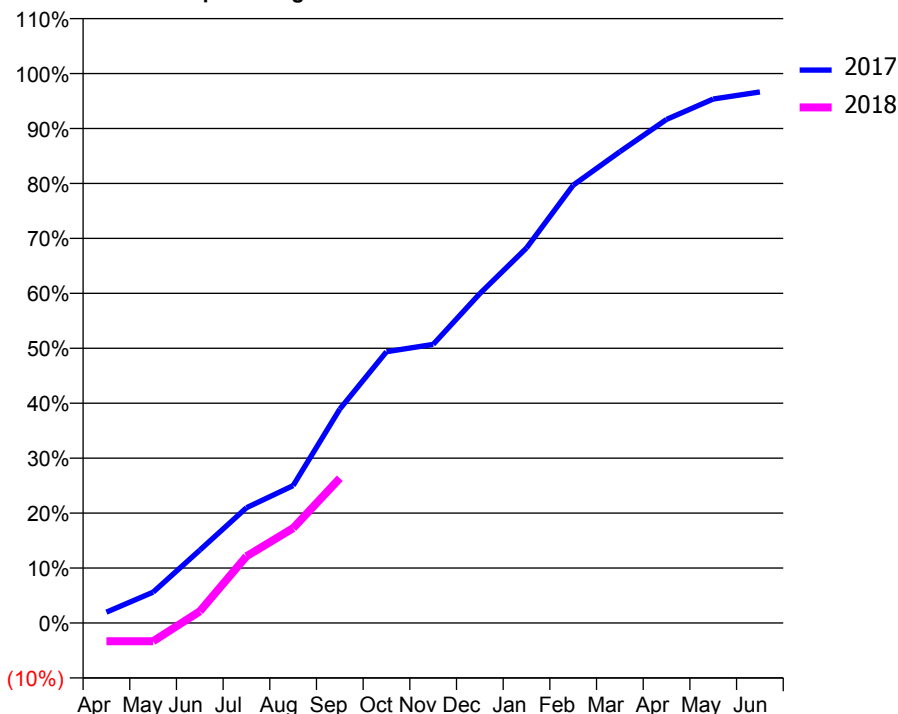
ACCESS*

Patients seen in 24 months	Total	Change since previous quarter
Quarter ending September 2016	7,575	
Quarter ending December 2016	7,648	→
Quarter ending March 2017	7,552	↓
Quarter ending June 2017	7,504	→
Quarter ending September 2017	7,510	→
Variance since September 2016	(0.9%)	→



ACTIVITY

Cumulative percentage of contracted UDA delivered 2017 & 2018



Month	Adjusted Scheduled Activity (UDA)	
	2017	2018
April	335	-567
May	953	-567
June	2,248	362
July	3,556	2,058
August	4,237	2,926
September	6,597	4,465
October	8,365	
November	8,590	
December	10,156	
January	11,564	
February	13,500	
March	14,534	
April	15,529	
May	16,156	
June	16,376	

QUALITY

	Quantity	Base Number	Contract	AT	Region	England
% of FP17s for the same patient ID Re-attending within 3 months - Children	82	1,111	7.4%	9.3%	11.4%	11.9%
% of FP17s for the same patient ID Re-attending within 3 months - Adults	456	3,244	14.1%	15.0%	15.7%	15.9%
% of FP17s for the same patient ID Re-attending between 3 & 9 months - Children	587	1,111	52.8%	59.5%	60.6%	58.1%
% of FP17s for the same patient ID Re-attending between 3 & 9 months - Adults	1,495	3,244	46.1%	51.2%	52.0%	50.6%
% of FP17s for Band 1 Urgent Courses	258	3,233	8.0%	9.6%	9.6%	9.1%
% of FP17s Relating to Free Repair or Replacements	9	3,233	0.3%	0.6%	0.7%	0.8%
% of FP17s Relating to Continuations	9	3,233	0.3%	0.9%	1.0%	1.1%
% of Patients satisfied with the dentistry they have received	13	13	100.0%	90.4%	91.6%	91.4%
% of Patients satisfied with the time they had to wait for an appointment	13	13	100.0%	87.3%	87.9%	87.7%

* This is based on patients treated on this contract for their most recent course of treatment. Figures in italics indicate the base number of FP17s or Patient Questionnaire responses are less than 100. N/A is shown where the base number of responses is less than 10 during the period. % is calculated as Quantity/Base number*100

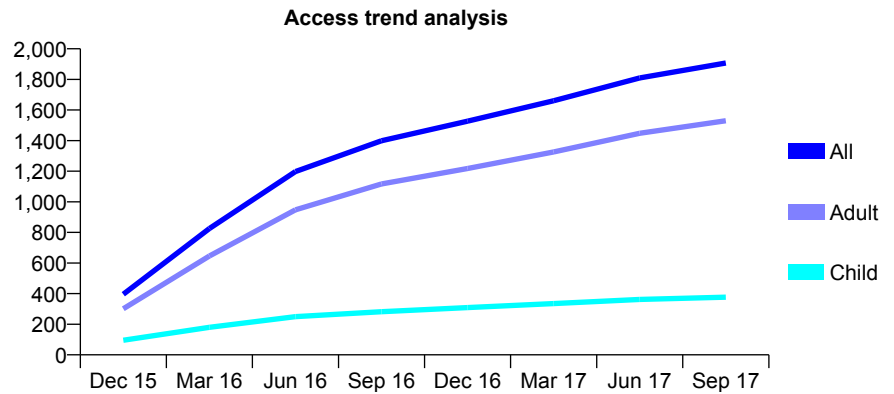
Q68 - Vital Signs At a Glance Contract Report for 252247/0001 - September 2017

Name or company name	MR DI MIHAYLOV
Contract type name	GDS Contract
Purpose of contract	General
Contract start date	01/10/2015
Contract end date	

17/18 Contracted general activity (UDA)	6,490
Carry forward general activity (UDA)	-130
17/18 Contracted orthodontic activity (UOA)	0
Carry forward orthodontic activity (UOA)	0
Baseline contract value	£150,884.04

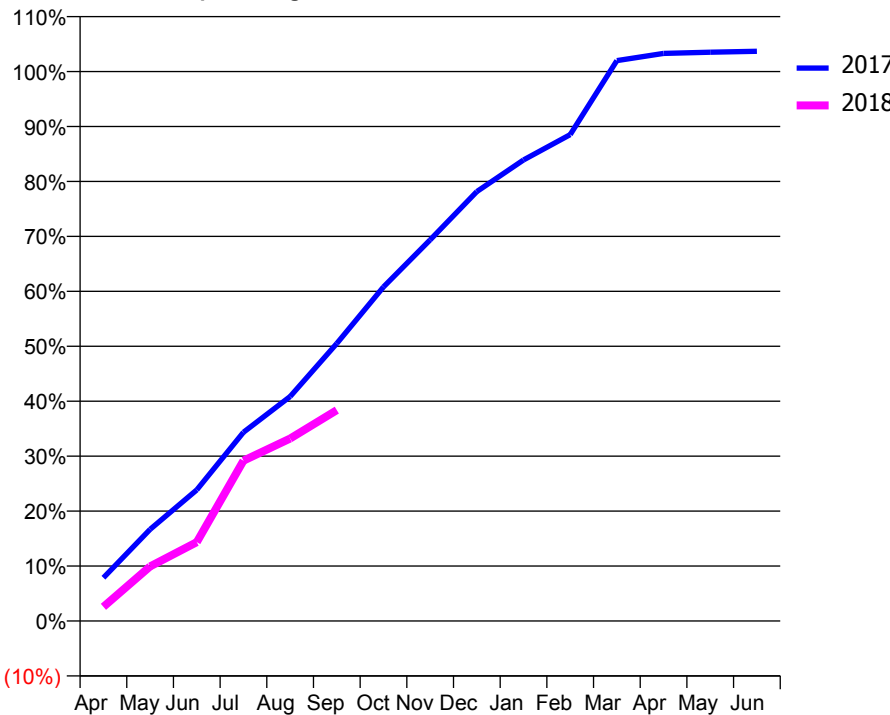
ACCESS*

Patients seen in 24 months	Total	Change since previous quarter
Quarter ending September 2016	1,399	
Quarter ending December 2016	1,527	↑
Quarter ending March 2017	1,661	↑
Quarter ending June 2017	1,810	↑
Quarter ending September 2017	1,907	↑
Variance since September 2016	36.3%	↑



ACTIVITY

Cumulative percentage of contracted UDA delivered 2017 & 2018



Month	Adjusted Scheduled Activity (UDA)	
	2017	2018
April	511	167
May	1,083	645
June	1,549	932
July	2,229	1,894
August	2,651	2,155
September	3,279	2,491
October	3,945	
November	4,502	
December	5,072	
January	5,445	
February	5,745	
March	6,618	
April	6,704	
May	6,719	
June	6,729	

QUALITY

	Quantity	Base Number	Contract	AT	Region	England
% of FP17s for the same patient ID Re-attending within 3 months - Children	21	239	8.8%	9.3%	11.4%	11.9%
% of FP17s for the same patient ID Re-attending within 3 months - Adults	86	805	10.7%	15.0%	15.7%	15.9%
% of FP17s for the same patient ID Re-attending between 3 & 9 months - Children	123	239	51.5%	59.5%	60.6%	58.1%
% of FP17s for the same patient ID Re-attending between 3 & 9 months - Adults	352	805	43.7%	51.2%	52.0%	50.6%
% of FP17s for Band 1 Urgent Courses	121	1,021	11.9%	9.6%	9.6%	9.1%
% of FP17s Relating to Free Repair or Replacements	13	1,021	1.3%	0.6%	0.7%	0.8%
% of FP17s Relating to Continuations	4	1,021	0.4%	0.9%	1.0%	1.1%
% of Patients satisfied with the dentistry they have received	6	8	N/A	90.4%	91.6%	91.4%
% of Patients satisfied with the time they had to wait for an appointment	7	8	N/A	87.3%	87.9%	87.7%

* This is based on patients treated on this contract for their most recent course of treatment. Figures in italics indicate the base number of FP17s or Patient Questionnaire responses are less than 100. N/A is shown where the base number of responses is less than 10 during the period. % is calculated as Quantity/Base number*100

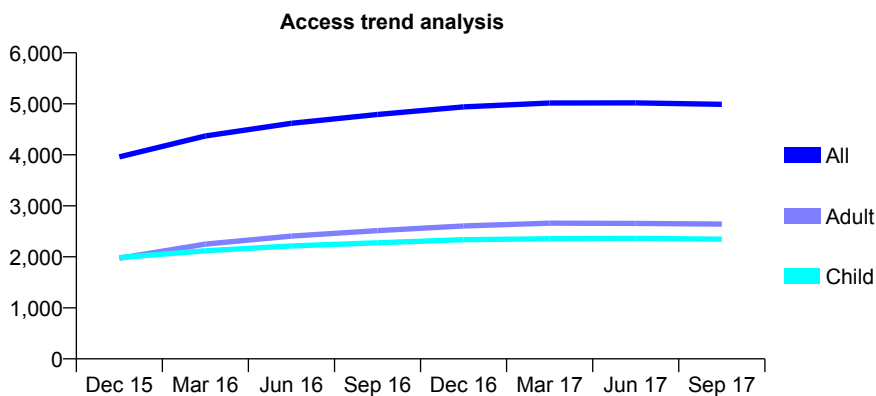
Q68 - Vital Signs At a Glance Contract Report for 253294/0001 - September 2017

Name or company name	MR PA CARR
Contract type name	GDS Contract
Purpose of contract	General
Contract start date	17/02/2015
Contract end date	

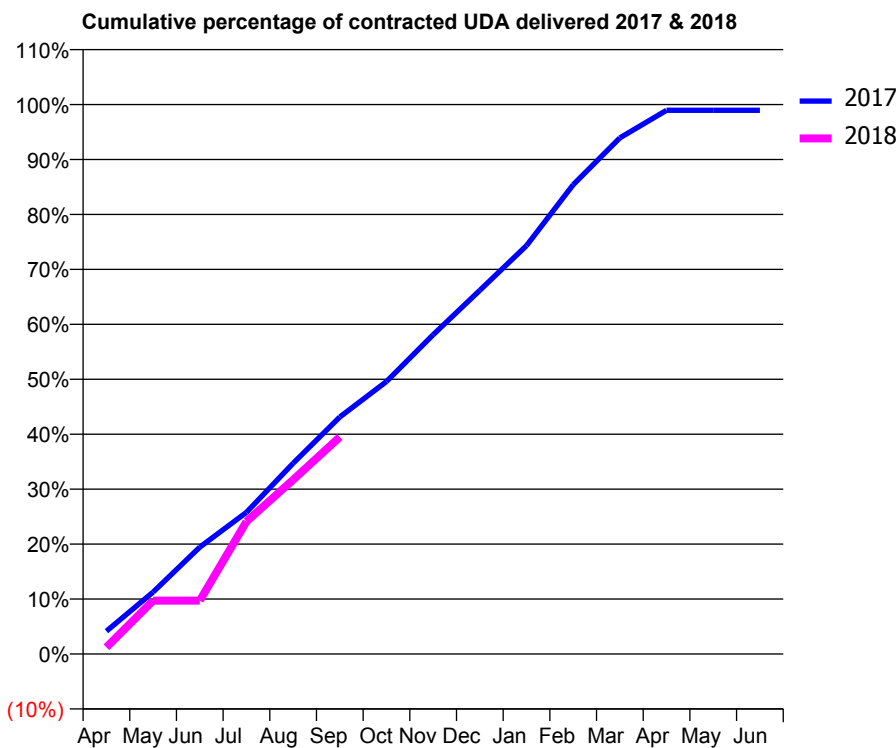
17/18 Contracted general activity (UDA)	12,800
Carry forward general activity (UDA)	135
17/18 Contracted orthodontic activity (UOA)	0
Carry forward orthodontic activity (UOA)	0
Baseline contract value	£288,537.39

ACCESS*

Patients seen in 24 months	Total	Change since previous quarter
Quarter ending September 2016	4,790	
Quarter ending December 2016	4,940	↑
Quarter ending March 2017	5,015	→
Quarter ending June 2017	5,017	→
Quarter ending September 2017	4,990	→
Variance since September 2016	4.2%	↑



ACTIVITY



Month	Adjusted Scheduled Activity (UDA)	
	2017	2018
April	534	158
May	1,444	1,243
June	2,490	1,243
July	3,299	3,087
August	4,442	4,058
September	5,520	5,056
October	6,347	
November	7,436	
December	8,471	
January	9,512	
February	10,933	
March	12,021	
April	12,665	
May	12,665	
June	12,665	

QUALITY

	Quantity	Base Number	Contract	AT	Region	England
% of FP17s for the same patient ID Re-attending within 3 months - Children	125	1,765	7.1%	9.3%	11.4%	11.9%
% of FP17s for the same patient ID Re-attending within 3 months - Adults	277	1,792	15.5%	15.0%	15.7%	15.9%
% of FP17s for the same patient ID Re-attending between 3 & 9 months - Children	1,134	1,765	64.2%	59.5%	60.6%	58.1%
% of FP17s for the same patient ID Re-attending between 3 & 9 months - Adults	907	1,792	50.6%	51.2%	52.0%	50.6%
% of FP17s for Band 1 Urgent Courses	323	3,188	10.1%	9.6%	9.6%	9.1%
% of FP17s Relating to Free Repair or Replacements	5	3,188	0.2%	0.6%	0.7%	0.8%
% of FP17s Relating to Continuations	51	3,188	1.6%	0.9%	1.0%	1.1%
% of Patients satisfied with the dentistry they have received	3	4	N/A	90.4%	91.6%	91.4%
% of Patients satisfied with the time they had to wait for an appointment	3	4	N/A	87.3%	87.9%	87.7%

* This is based on patients treated on this contract for their most recent course of treatment. Figures in italics indicate the base number of FP17s or Patient Questionnaire responses are less than 100. N/A is shown where the base number of responses is less than 10 during the period. % is calculated as Quantity/Base number*100

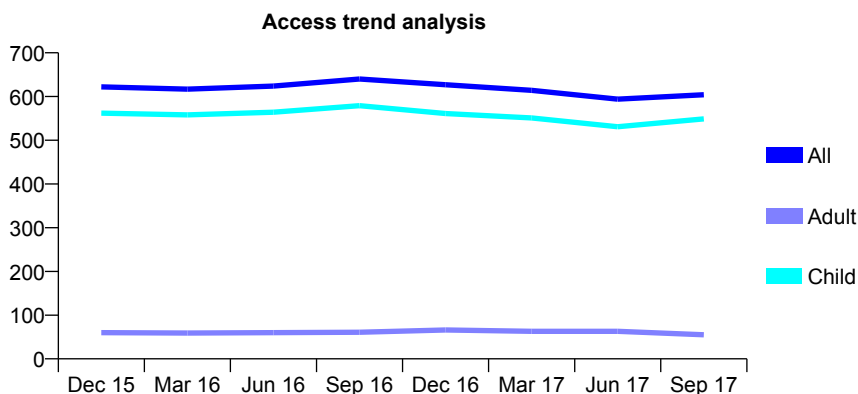
Q68 - Vital Signs At a Glance Contract Report for 253405/0001 - September 2017

Name or company name	MR J BAROTIAN
Contract type name	GDS Contract
Purpose of contract	General
Contract start date	01/04/2006
Contract end date	

17/18 Contracted general activity (UDA)	1,300
Carry forward general activity (UDA)	15
17/18 Contracted orthodontic activity (UOA)	0
Carry forward orthodontic activity (UOA)	0
Baseline contract value	£33,358.08

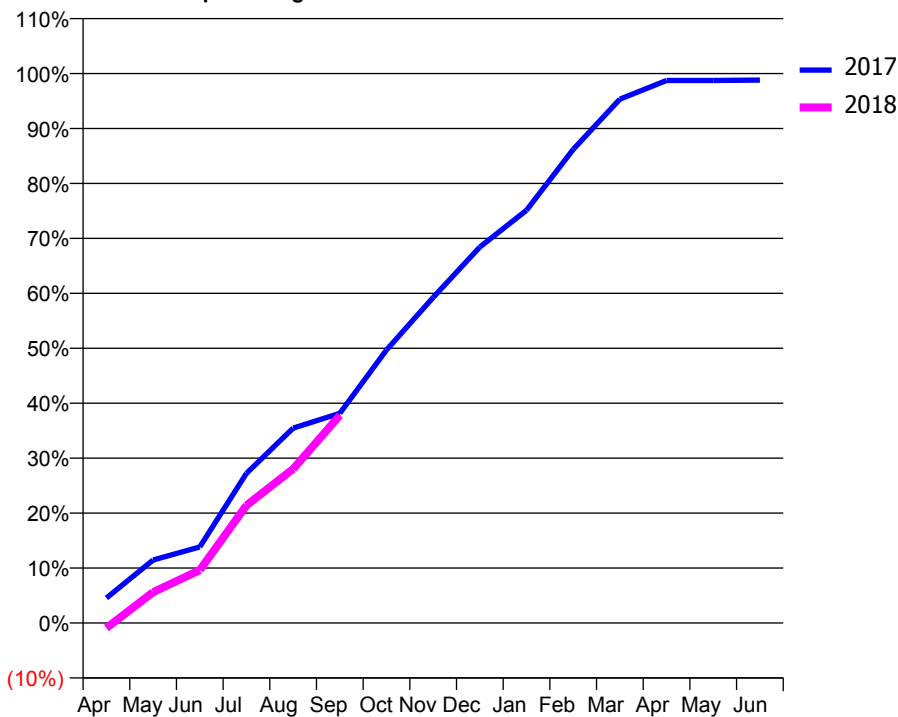
ACCESS*

Patients seen in 24 months	Total	Change since previous quarter
Quarter ending September 2016	640	
Quarter ending December 2016	627	↓
Quarter ending March 2017	614	↓
Quarter ending June 2017	594	↓
Quarter ending September 2017	604	→
Variance since September 2016	(5.6%)	↓



ACTIVITY

Cumulative percentage of contracted UDA delivered 2017 & 2018



Month	Adjusted Scheduled Activity (UDA)	
	2017	2018
April	59	-12
May	149	73
June	180	125
July	354	278
August	461	364
September	496	491
October	646	
November	770	
December	889	
January	976	
February	1,120	
March	1,239	
April	1,283	
May	1,283	
June	1,284	

QUALITY

	Quantity	Base Number	Contract	AT	Region	England
% of FP17s for the same patient ID Re-attending within 3 months - Children	11	407	2.7%	9.3%	11.4%	11.9%
% of FP17s for the same patient ID Re-attending within 3 months - Adults	0	0	N/A	15.0%	15.7%	15.9%
% of FP17s for the same patient ID Re-attending between 3 & 9 months - Children	286	407	70.3%	59.5%	60.6%	58.1%
% of FP17s for the same patient ID Re-attending between 3 & 9 months - Adults	0	0	N/A	51.2%	52.0%	50.6%
% of FP17s for Band 1 Urgent Courses	2	376	0.5%	9.6%	9.6%	9.1%
% of FP17s Relating to Free Repair or Replacements	0	376	0.0%	0.6%	0.7%	0.8%
% of FP17s Relating to Continuations	0	376	0.0%	0.9%	1.0%	1.1%
% of Patients satisfied with the dentistry they have received	0	0	N/A	90.4%	91.6%	91.4%
% of Patients satisfied with the time they had to wait for an appointment	0	0	N/A	87.3%	87.9%	87.7%

* This is based on patients treated on this contract for their most recent course of treatment. Figures in italics indicate the base number of FP17s or Patient Questionnaire responses are less than 100. N/A is shown where the base number of responses is less than 10 during the period. % is calculated as Quantity/Base number*100

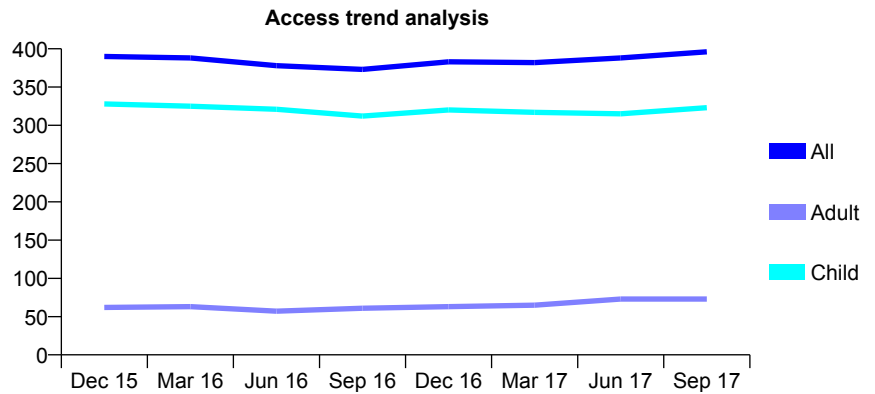
Q68 - Vital Signs At a Glance Contract Report for 253529/0002 - September 2017

Name or company name	MR N JANSEN VAN RENSBURG
Contract type name	GDS Contract
Purpose of contract	General
Contract start date	01/11/2006
Contract end date	

17/18 Contracted general activity (UDA)	650
Carry forward general activity (UDA)	-10
17/18 Contracted orthodontic activity (UOA)	0
Carry forward orthodontic activity (UOA)	0
Baseline contract value	£14,611.39

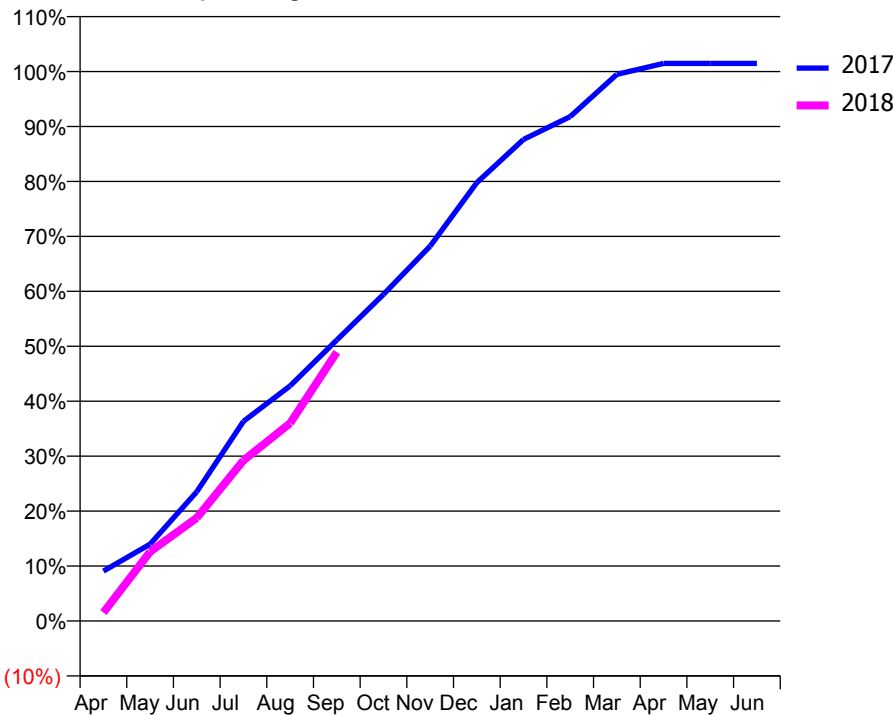
ACCESS*

Patients seen in 24 months	Total	Change since previous quarter
Quarter ending September 2016	373	
Quarter ending December 2016	383	↑
Quarter ending March 2017	382	→
Quarter ending June 2017	388	→
Quarter ending September 2017	396	↑
Variance since September 2016	6.2%	↑



ACTIVITY

Cumulative percentage of contracted UDA delivered 2017 & 2018



Month	Adjusted Scheduled Activity (UDA)	
	2017	2018
April	59	10
May	91	82
June	153	122
July	236	190
August	278	234
September	332	318
October	386	
November	443	
December	519	
January	570	
February	597	
March	647	
April	660	
May	660	
June	660	

QUALITY

	Quantity	Base Number	Contract	AT	Region	England
% of FP17s for the same patient ID Re-attending within 3 months - Children	3	214	1.4%	9.3%	11.4%	11.9%
% of FP17s for the same patient ID Re-attending within 3 months - Adults	0	24	0.0%	15.0%	15.7%	15.9%
% of FP17s for the same patient ID Re-attending between 3 & 9 months - Children	101	214	47.2%	59.5%	60.6%	58.1%
% of FP17s for the same patient ID Re-attending between 3 & 9 months - Adults	8	24	33.3%	51.2%	52.0%	50.6%
% of FP17s for Band 1 Urgent Courses	0	227	0.0%	9.6%	9.6%	9.1%
% of FP17s Relating to Free Repair or Replacements	0	227	0.0%	0.6%	0.7%	0.8%
% of FP17s Relating to Continuations	0	227	0.0%	0.9%	1.0%	1.1%
% of Patients satisfied with the dentistry they have received	1	1	N/A	90.4%	91.6%	91.4%
% of Patients satisfied with the time they had to wait for an appointment	1	1	N/A	87.3%	87.9%	87.7%

* This is based on patients treated on this contract for their most recent course of treatment. Figures in italics indicate the base number of FP17s or Patient Questionnaire responses are less than 100. N/A is shown where the base number of responses is less than 10 during the period. % is calculated as Quantity/Base number*100

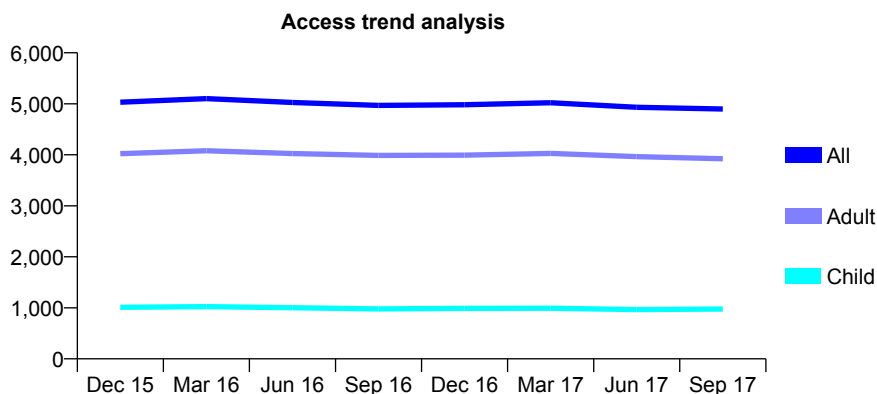
Q68 - Vital Signs At a Glance Contract Report for 253634/0002 - September 2017

Name or company name	MR K CHRISTIAN
Contract type name	GDS Contract
Purpose of contract	General
Contract start date	01/04/2006
Contract end date	

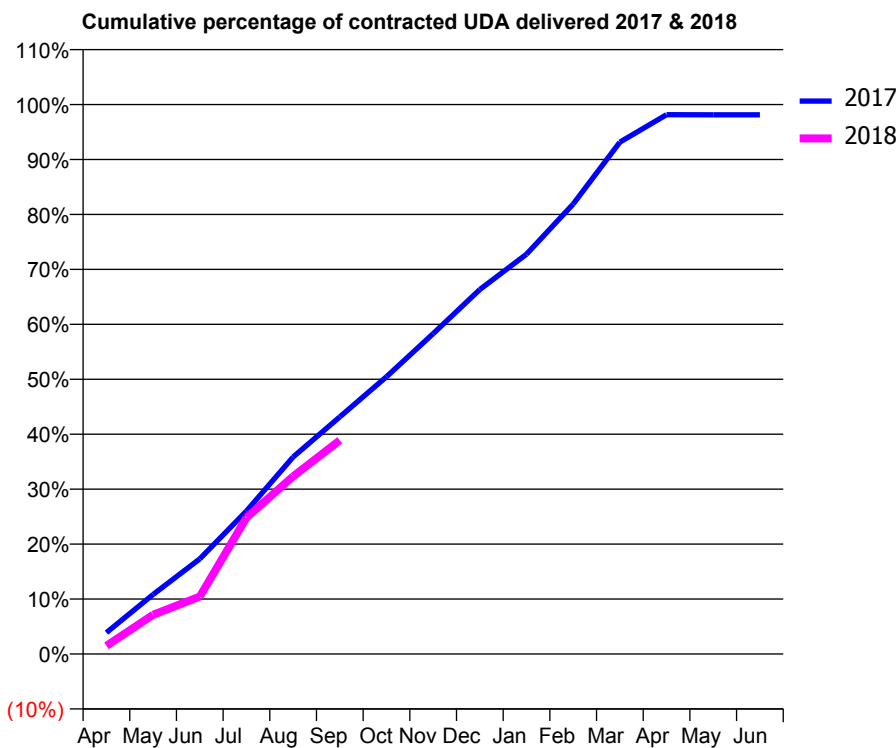
17/18 Contracted general activity (UDA)	12,660
Carry forward general activity (UDA)	274
17/18 Contracted orthodontic activity (UOA)	0
Carry forward orthodontic activity (UOA)	0
Baseline contract value	£284,584.74

ACCESS*

Patients seen in 24 months	Total	Change since previous quarter
Quarter ending September 2016	4,968	
Quarter ending December 2016	4,983	→
Quarter ending March 2017	5,021	→
Quarter ending June 2017	4,931	↓
Quarter ending September 2017	4,899	→
Variance since September 2016	(1.4%)	↓



ACTIVITY



Month	Adjusted Scheduled Activity (UDA)	
	2017	2018
April	574	189
May	1,594	904
June	2,546	1,322
July	3,828	3,140
August	5,274	4,094
September	6,347	4,925
October	7,419	
November	8,572	
December	9,756	
January	10,699	
February	12,044	
March	13,697	
April	14,435	
May	14,432	
June	14,432	

QUALITY

	Quantity	Base Number	Contract	AT	Region	England
% of FP17s for the same patient ID Re-attending within 3 months - Children	45	711	6.3%	9.3%	11.4%	11.9%
% of FP17s for the same patient ID Re-attending within 3 months - Adults	323	2,715	11.9%	15.0%	15.7%	15.9%
% of FP17s for the same patient ID Re-attending between 3 & 9 months - Children	465	711	65.4%	59.5%	60.6%	58.1%
% of FP17s for the same patient ID Re-attending between 3 & 9 months - Adults	1,882	2,715	69.3%	51.2%	52.0%	50.6%
% of FP17s for Band 1 Urgent Courses	224	3,126	7.2%	9.6%	9.6%	9.1%
% of FP17s Relating to Free Repair or Replacements	12	3,126	0.4%	0.6%	0.7%	0.8%
% of FP17s Relating to Continuations	10	3,126	0.3%	0.9%	1.0%	1.1%
% of Patients satisfied with the dentistry they have received	9	9	N/A	90.4%	91.6%	91.4%
% of Patients satisfied with the time they had to wait for an appointment	9	9	N/A	87.3%	87.9%	87.7%

* This is based on patients treated on this contract for their most recent course of treatment. Figures in italics indicate the base number of FP17s or Patient Questionnaire responses are less than 100. N/A is shown where the base number of responses is less than 10 during the period. % is calculated as Quantity/Base number*100

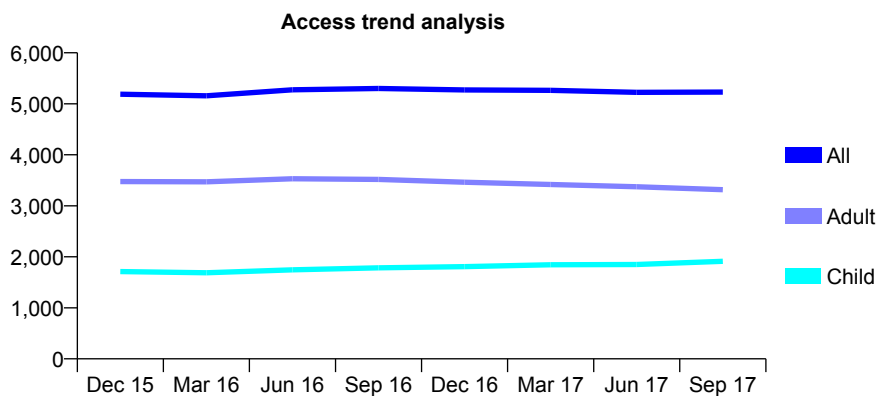
Q68 - Vital Signs At a Glance Contract Report for 262803/0004 - September 2017

Name or company name	MR SA BUTT
Contract type name	GDS Contract
Purpose of contract	General
Contract start date	01/04/2006
Contract end date	

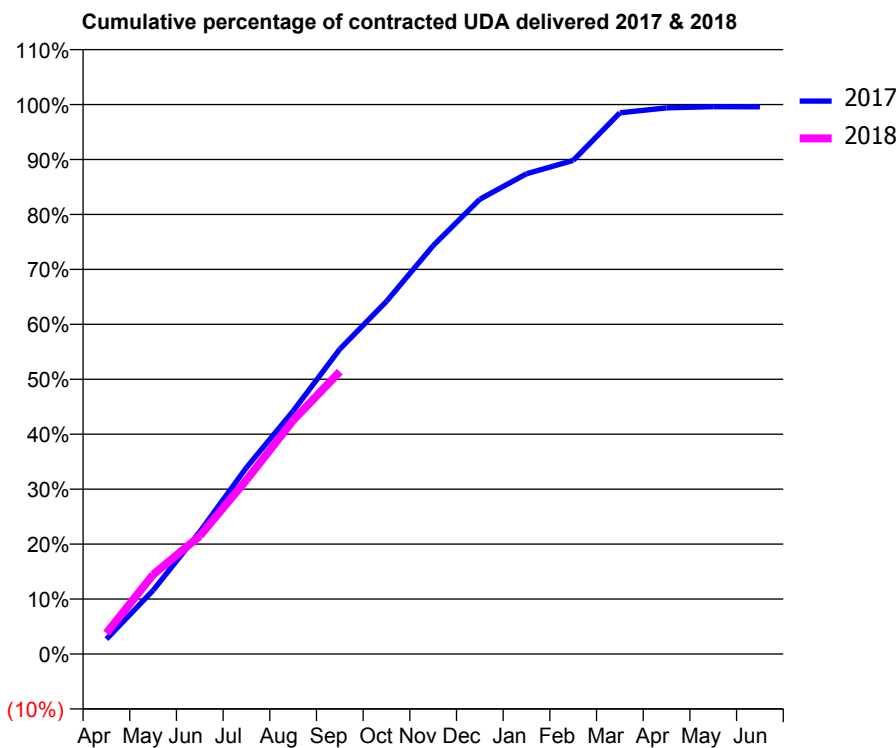
17/18 Contracted general activity (UDA)	8,741
Carry forward general activity (UDA)	36
17/18 Contracted orthodontic activity (UOA)	0
Carry forward orthodontic activity (UOA)	0
Baseline contract value	£202,176.23

ACCESS*

Patients seen in 24 months	Total	Change since previous quarter
Quarter ending September 2016	5,301	
Quarter ending December 2016	5,271	→
Quarter ending March 2017	5,263	→
Quarter ending June 2017	5,225	→
Quarter ending September 2017	5,229	→
Variance since September 2016	(1.4%)	↓



ACTIVITY



Month	2017	2018
April	237	332
May	1,013	1,263
June	1,945	1,878
July	2,966	2,768
August	3,867	3,718
September	4,849	4,492
October	5,610	
November	6,497	
December	7,235	
January	7,640	
February	7,852	
March	8,609	
April	8,687	
May	8,707	
June	8,705	

QUALITY

	Quantity	Base Number	Contract	AT	Region	England
% of FP17s for the same patient ID Re-attending within 3 months - Children	71	1,267	5.6%	9.3%	11.4%	11.9%
% of FP17s for the same patient ID Re-attending within 3 months - Adults	196	1,816	10.8%	15.0%	15.7%	15.9%
% of FP17s for the same patient ID Re-attending between 3 & 9 months - Children	527	1,267	41.6%	59.5%	60.6%	58.1%
% of FP17s for the same patient ID Re-attending between 3 & 9 months - Adults	651	1,816	35.8%	51.2%	52.0%	50.6%
% of FP17s for Band 1 Urgent Courses	292	2,297	12.7%	9.6%	9.6%	9.1%
% of FP17s Relating to Free Repair or Replacements	3	2,297	0.1%	0.6%	0.7%	0.8%
% of FP17s Relating to Continuations	0	2,297	0.0%	0.9%	1.0%	1.1%
% of Patients satisfied with the dentistry they have received	5	6	N/A	90.4%	91.6%	91.4%
% of Patients satisfied with the time they had to wait for an appointment	4	6	N/A	87.3%	87.9%	87.7%

* This is based on patients treated on this contract for their most recent course of treatment. Figures in italics indicate the base number of FP17s or Patient Questionnaire responses are less than 100. N/A is shown where the base number of responses is less than 10 during the period. % is calculated as Quantity/Base number*100

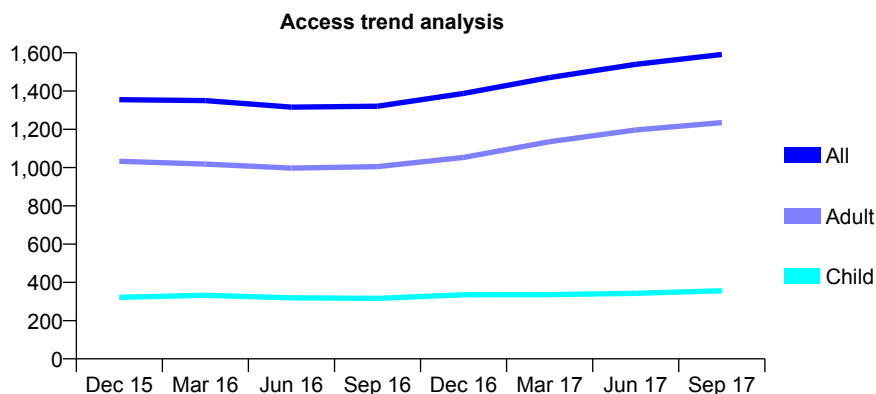
Q68 - Vital Signs At a Glance Contract Report for 263656/0004 - September 2017

Name or company name	MR P APOSTOLOPOULOS
Contract type name	GDS Contract
Purpose of contract	General
Contract start date	01/09/2011
Contract end date	

17/18 Contracted general activity (UDA)	5,000
Carry forward general activity (UDA)	0
17/18 Contracted orthodontic activity (UOA)	0
Carry forward orthodontic activity (UOA)	0
Baseline contract value	£129,239.82

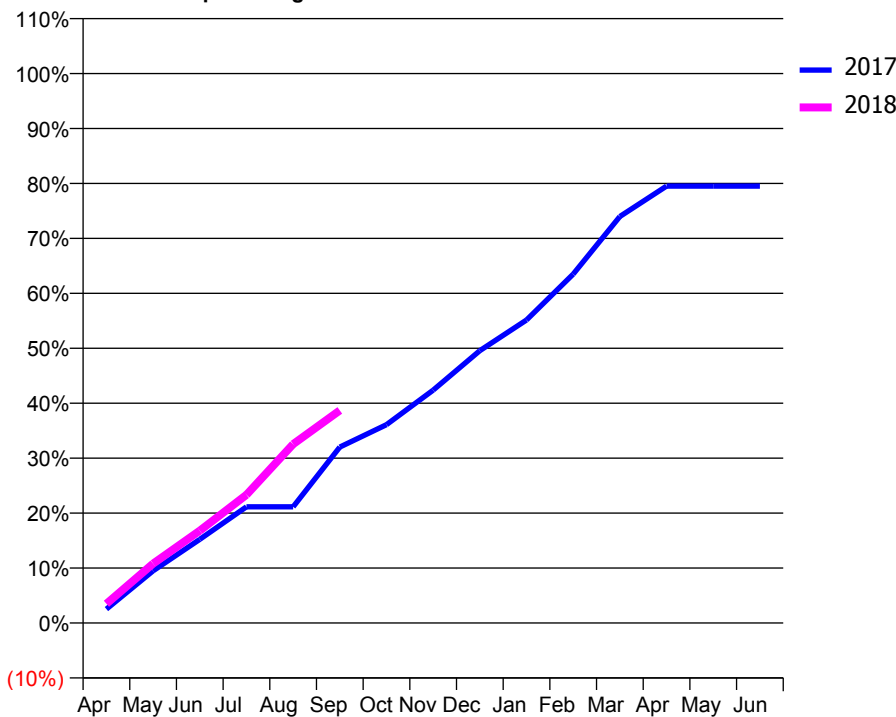
ACCESS*

Patients seen in 24 months	Total	Change since previous quarter
Quarter ending September 2016	1,321	
Quarter ending December 2016	1,388	↑
Quarter ending March 2017	1,471	↑
Quarter ending June 2017	1,540	↑
Quarter ending September 2017	1,591	↑
Variance since September 2016	20.4%	↑



ACTIVITY

Cumulative percentage of contracted UDA delivered 2017 & 2018



Month	Adjusted Scheduled Activity (UDA)	
	2017	2018
April	126	175
May	475	541
June	761	841
July	1,058	1,166
August	1,058	1,628
September	1,601	1,935
October	1,805	
November	2,119	
December	2,479	
January	2,757	
February	3,174	
March	3,699	
April	3,975	
May	3,976	
June	3,976	

QUALITY

	Quantity	Base Number	Contract	AT	Region	England
% of FP17s for the same patient ID Re-attending within 3 months - Children	20	291	6.9%	9.3%	11.4%	11.9%
% of FP17s for the same patient ID Re-attending within 3 months - Adults	128	907	14.1%	15.0%	15.7%	15.9%
% of FP17s for the same patient ID Re-attending between 3 & 9 months - Children	179	291	61.5%	59.5%	60.6%	58.1%
% of FP17s for the same patient ID Re-attending between 3 & 9 months - Adults	487	907	53.7%	51.2%	52.0%	50.6%
% of FP17s for Band 1 Urgent Courses	97	1,095	8.9%	9.6%	9.6%	9.1%
% of FP17s Relating to Free Repair or Replacements	0	1,095	0.0%	0.6%	0.7%	0.8%
% of FP17s Relating to Continuations	13	1,095	1.2%	0.9%	1.0%	1.1%
% of Patients satisfied with the dentistry they have received	8	10	80.0%	90.4%	91.6%	91.4%
% of Patients satisfied with the time they had to wait for an appointment	8	10	80.0%	87.3%	87.9%	87.7%

* This is based on patients treated on this contract for their most recent course of treatment. Figures in italics indicate the base number of FP17s or Patient Questionnaire responses are less than 100. N/A is shown where the base number of responses is less than 10 during the period. % is calculated as Quantity/Base number*100

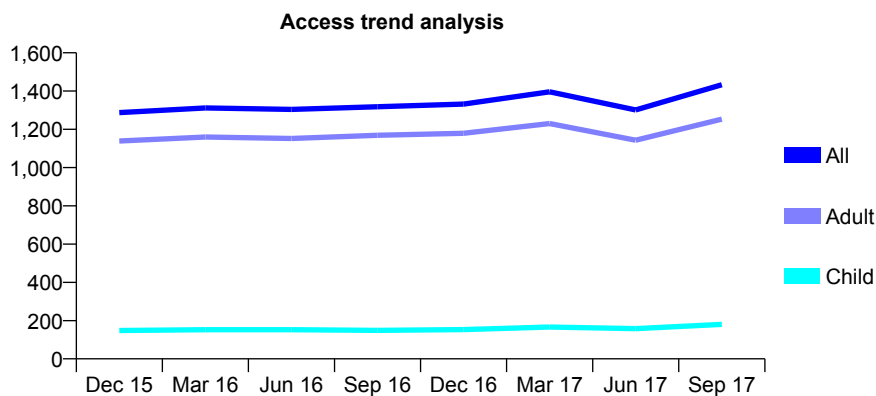
Q68 - Vital Signs At a Glance Contract Report for 268763/0002 - September 2017

Name or company name	MR KR MAYALL
Contract type name	GDS Contract
Purpose of contract	General
Contract start date	01/10/2012
Contract end date	

17/18 Contracted general activity (UDA)	4,778
Carry forward general activity (UDA)	-69
17/18 Contracted orthodontic activity (UOA)	0
Carry forward orthodontic activity (UOA)	0
Baseline contract value	£136,361.35

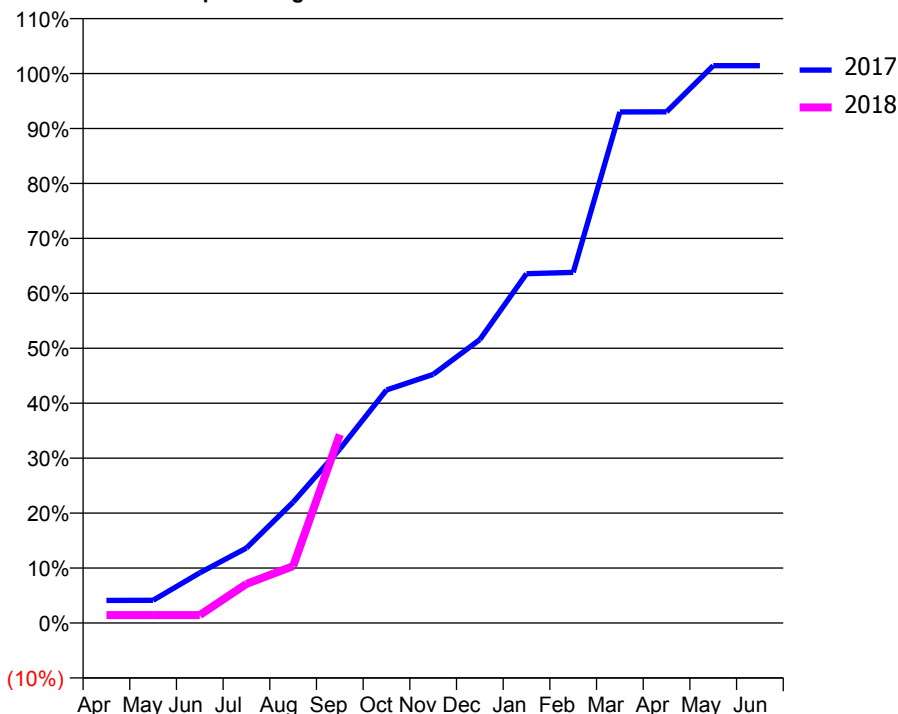
ACCESS*

Patients seen in 24 months	Total	Change since previous quarter
Quarter ending September 2016	1,318	
Quarter ending December 2016	1,332	→
Quarter ending March 2017	1,396	↑
Quarter ending June 2017	1,301	↓
Quarter ending September 2017	1,433	↑
Variance since September 2016	8.7%	↑



ACTIVITY

Cumulative percentage of contracted UDA delivered 2017 & 2018



Month	Adjusted Scheduled Activity (UDA)	
	2017	2018
April	196	69
May	197	69
June	437	69
July	652	341
August	1,051	494
September	1,513	1,639
October	2,027	
November	2,161	
December	2,465	
January	3,037	
February	3,049	
March	4,444	
April	4,445	
May	4,847	
June	4,847	

QUALITY

	Quantity	Base Number	Contract	AT	Region	England
% of FP17s for the same patient ID Re-attending within 3 months - Children	8	100	8.0%	9.3%	11.4%	11.9%
% of FP17s for the same patient ID Re-attending within 3 months - Adults	93	701	13.3%	15.0%	15.7%	15.9%
% of FP17s for the same patient ID Re-attending between 3 & 9 months - Children	31	100	31.0%	59.5%	60.6%	58.1%
% of FP17s for the same patient ID Re-attending between 3 & 9 months - Adults	228	701	32.5%	51.2%	52.0%	50.6%
% of FP17s for Band 1 Urgent Courses	86	650	13.2%	9.6%	9.6%	9.1%
% of FP17s Relating to Free Repair or Replacements	2	650	0.3%	0.6%	0.7%	0.8%
% of FP17s Relating to Continuations	0	650	0.0%	0.9%	1.0%	1.1%
% of Patients satisfied with the dentistry they have received	0	1	N/A	90.4%	91.6%	91.4%
% of Patients satisfied with the time they had to wait for an appointment	0	1	N/A	87.3%	87.9%	87.7%

* This is based on patients treated on this contract for their most recent course of treatment. Figures in italics indicate the base number of FP17s or Patient Questionnaire responses are less than 100. N/A is shown where the base number of responses is less than 10 during the period. % is calculated as Quantity/Base number*100

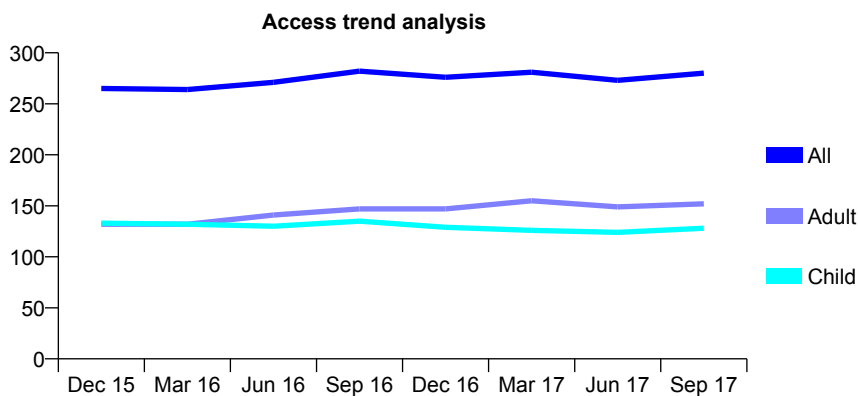
Q68 - Vital Signs At a Glance Contract Report for 272388/0001 - September 2017

Name or company name	MISS B LOGAN
Contract type name	GDS Contract
Purpose of contract	General
Contract start date	17/06/2011
Contract end date	

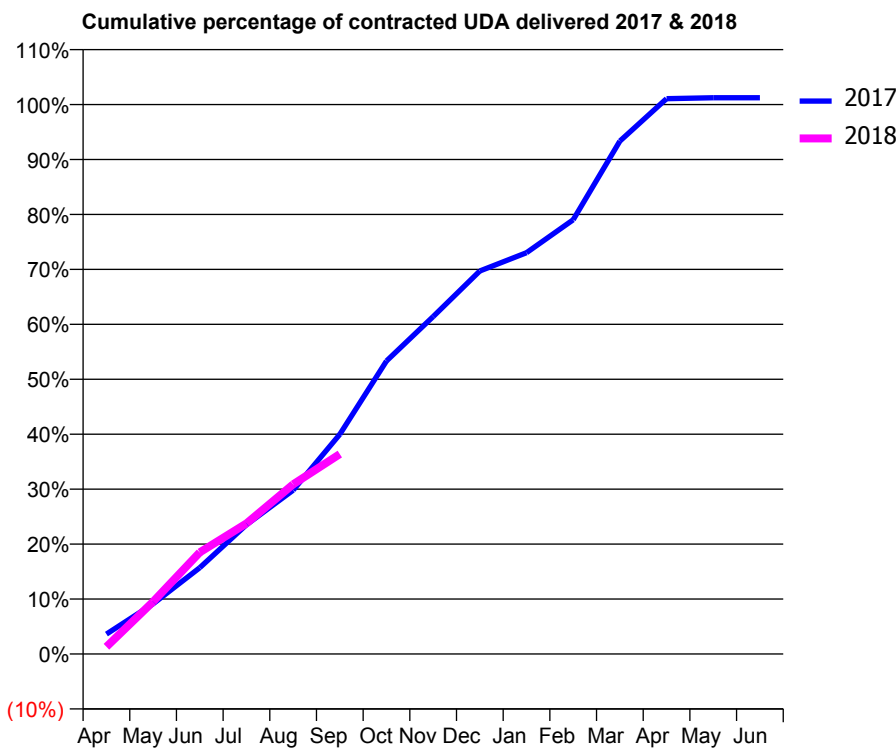
17/18 Contracted general activity (UDA)	750
Carry forward general activity (UDA)	-10
17/18 Contracted orthodontic activity (UOA)	0
Carry forward orthodontic activity (UOA)	0
Baseline contract value	£17,751.39

ACCESS*

Patients seen in 24 months	Total	Change since previous quarter
Quarter ending September 2016	282	
Quarter ending December 2016	276	↓
Quarter ending March 2017	281	→
Quarter ending June 2017	273	↓
Quarter ending September 2017	280	↑
Variance since September 2016	(0.7%)	→



ACTIVITY



Adjusted Scheduled Activity (UDA)		
Month	2017	2018
April	27	10
May	69	71
June	118	139
July	176	178
August	224	232
September	300	273
October	400	
November	461	
December	523	
January	548	
February	593	
March	700	
April	758	
May	759	
June	759	

QUALITY

	Quantity	Base Number	Contract	AT	Region	England
% of FP17s for the same patient ID Re-attending within 3 months - Children	2	97	2.1%	9.3%	11.4%	11.9%
% of FP17s for the same patient ID Re-attending within 3 months - Adults	30	109	27.5%	15.0%	15.7%	15.9%
% of FP17s for the same patient ID Re-attending between 3 & 9 months - Children	73	97	75.3%	59.5%	60.6%	58.1%
% of FP17s for the same patient ID Re-attending between 3 & 9 months - Adults	54	109	49.5%	51.2%	52.0%	50.6%
% of FP17s for Band 1 Urgent Courses	15	180	8.3%	9.6%	9.6%	9.1%
% of FP17s Relating to Free Repair or Replacements	0	180	0.0%	0.6%	0.7%	0.8%
% of FP17s Relating to Continuations	2	180	1.1%	0.9%	1.0%	1.1%
% of Patients satisfied with the dentistry they have received	0	0	N/A	90.4%	91.6%	91.4%
% of Patients satisfied with the time they had to wait for an appointment	0	0	N/A	87.3%	87.9%	87.7%

* This is based on patients treated on this contract for their most recent course of treatment. Figures in italics indicate the base number of FP17s or Patient Questionnaire responses are less than 100. N/A is shown where the base number of responses is less than 10 during the period. % is calculated as Quantity/Base number*100

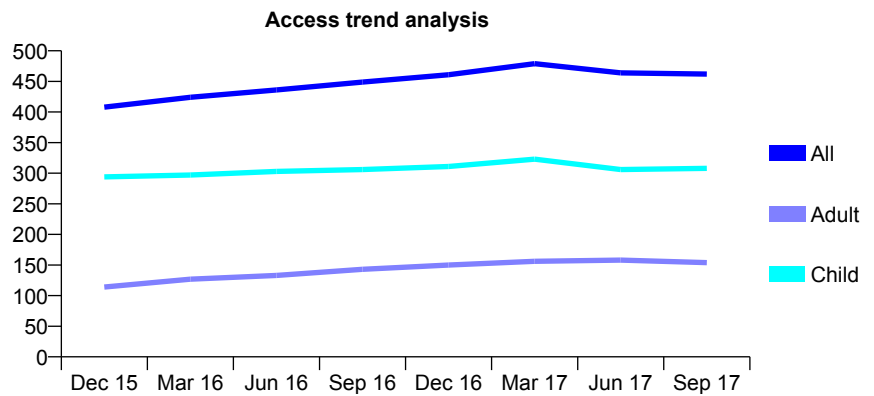
Q68 - Vital Signs At a Glance Contract Report for 274089/0001 - September 2017

Name or company name	MR CJ METZNER
Contract type name	GDS Contract
Purpose of contract	General
Contract start date	19/12/2014
Contract end date	

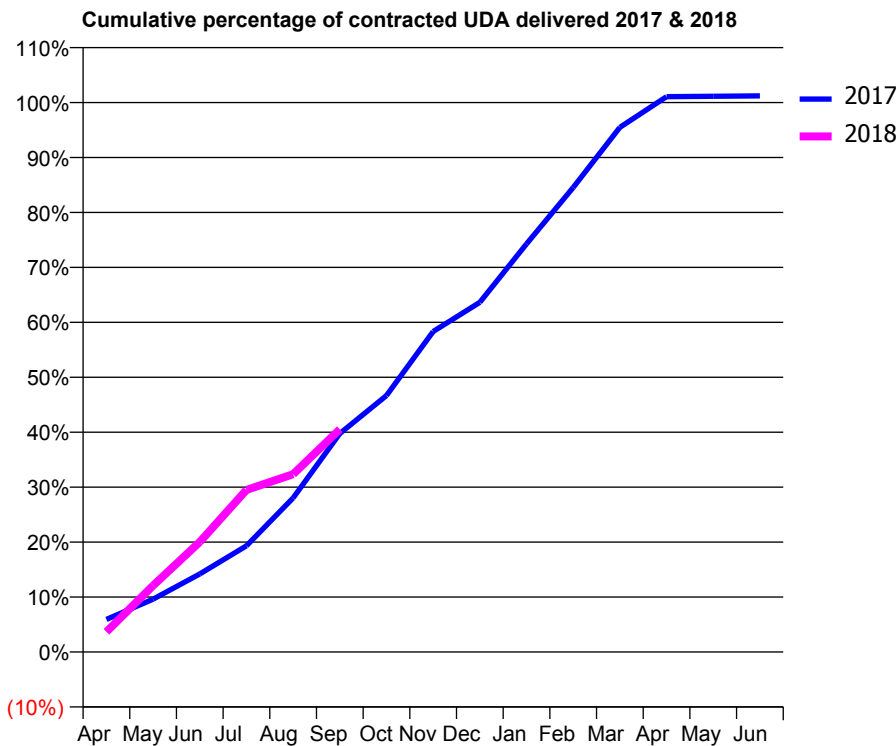
17/18 Contracted general activity (UDA)	1,200
Carry forward general activity (UDA)	-15
17/18 Contracted orthodontic activity (UOA)	0
Carry forward orthodontic activity (UOA)	0
Baseline contract value	£28,580.51

ACCESS*

Patients seen in 24 months	Total	Change since previous quarter
Quarter ending September 2016	449	
Quarter ending December 2016	461	↑
Quarter ending March 2017	479	↑
Quarter ending June 2017	464	↓
Quarter ending September 2017	462	→
Variance since September 2016	2.9%	↑



ACTIVITY



Adjusted Scheduled Activity (UDA)		
Month	2017	2018
April	71	44
May	116	145
June	171	240
July	232	354
August	337	388
September	477	486
October	560	
November	700	
December	764	
January	891	
February	1,014	
March	1,146	
April	1,213	
May	1,214	
June	1,215	

QUALITY

	Quantity	Base Number	Contract	AT	Region	England
% of FP17s for the same patient ID Re-attending within 3 months - Children	22	236	9.3%	9.3%	11.4%	11.9%
% of FP17s for the same patient ID Re-attending within 3 months - Adults	6	85	7.1%	15.0%	15.7%	15.9%
% of FP17s for the same patient ID Re-attending between 3 & 9 months - Children	128	236	54.2%	59.5%	60.6%	58.1%
% of FP17s for the same patient ID Re-attending between 3 & 9 months - Adults	53	85	62.4%	51.2%	52.0%	50.6%
% of FP17s for Band 1 Urgent Courses	7	292	2.4%	9.6%	9.6%	9.1%
% of FP17s Relating to Free Repair or Replacements	0	292	0.0%	0.6%	0.7%	0.8%
% of FP17s Relating to Continuations	0	292	0.0%	0.9%	1.0%	1.1%
% of Patients satisfied with the dentistry they have received	0	0	N/A	90.4%	91.6%	91.4%
% of Patients satisfied with the time they had to wait for an appointment	0	0	N/A	87.3%	87.9%	87.7%

* This is based on patients treated on this contract for their most recent course of treatment. Figures in italics indicate the base number of FP17s or Patient Questionnaire responses are less than 100. N/A is shown where the base number of responses is less than 10 during the period. % is calculated as Quantity/Base number*100

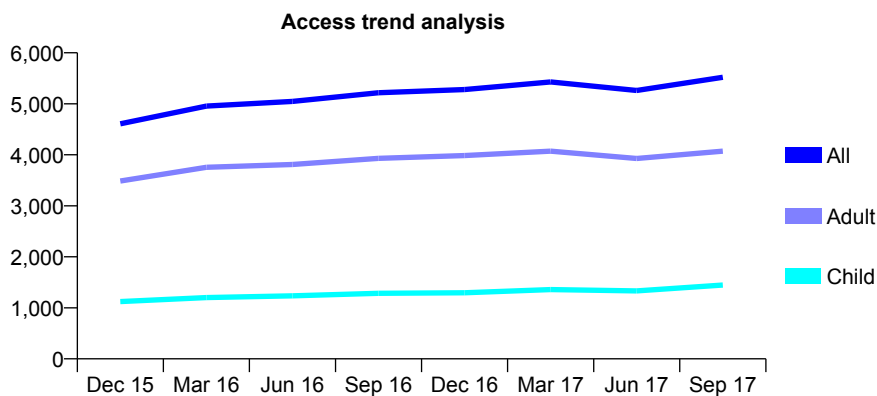
Q68 - Vital Signs At a Glance Contract Report for 274194/0001 - September 2017

Name or company name	MR S PATEL
Contract type name	GDS Contract
Purpose of contract	General
Contract start date	01/10/2008
Contract end date	

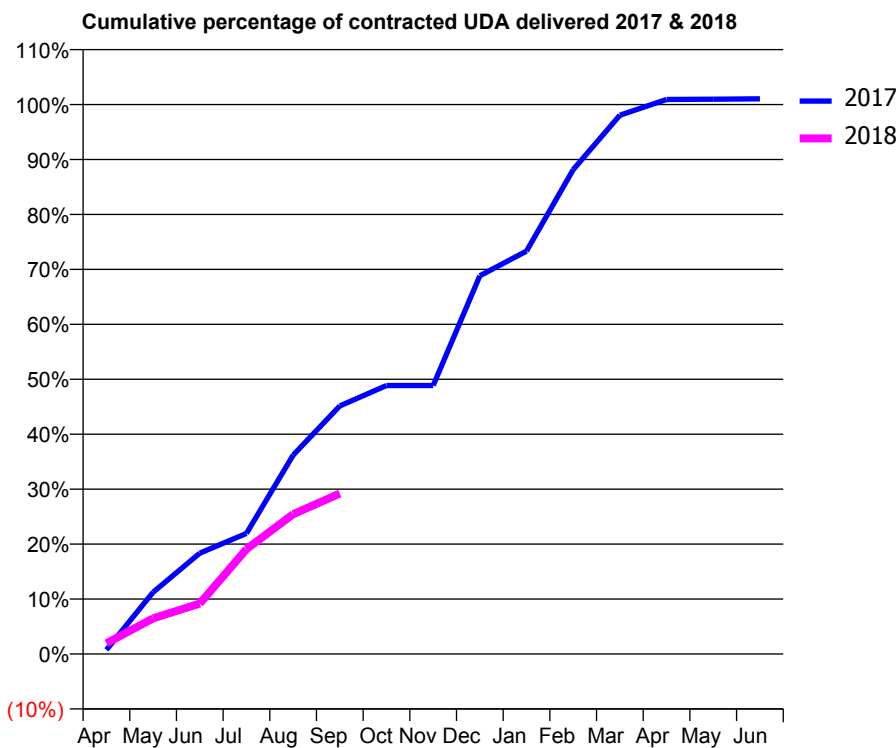
17/18 Contracted general activity (UDA)	11,881
Carry forward general activity (UDA)	-124
17/18 Contracted orthodontic activity (UOA)	0
Carry forward orthodontic activity (UOA)	0
Baseline contract value	£267,029.41

ACCESS*

Patients seen in 24 months	Total	Change since previous quarter
Quarter ending September 2016	5,217	
Quarter ending December 2016	5,280	→
Quarter ending March 2017	5,430	↑
Quarter ending June 2017	5,261	↓
Quarter ending September 2017	5,519	↑
Variance since September 2016	5.8%	↑



ACTIVITY



Month	Adjusted Scheduled Activity (UDA)	
	2017	2018
April	91	233
May	1,335	772
June	2,180	1,091
July	2,607	2,269
August	4,300	3,024
September	5,365	3,469
October	5,804	
November	5,804	
December	8,179	
January	8,713	
February	10,473	
March	11,648	
April	11,989	
May	11,995	
June	12,004	

QUALITY

	Quantity	Base Number	Contract	AT	Region	England
% of FP17s for the same patient ID Re-attending within 3 months - Children	62	984	6.3%	9.3%	11.4%	11.9%
% of FP17s for the same patient ID Re-attending within 3 months - Adults	239	2,141	11.2%	15.0%	15.7%	15.9%
% of FP17s for the same patient ID Re-attending between 3 & 9 months - Children	479	984	48.7%	59.5%	60.6%	58.1%
% of FP17s for the same patient ID Re-attending between 3 & 9 months - Adults	934	2,141	43.6%	51.2%	52.0%	50.6%
% of FP17s for Band 1 Urgent Courses	262	2,362	11.1%	9.6%	9.6%	9.1%
% of FP17s Relating to Free Repair or Replacements	20	2,362	0.8%	0.6%	0.7%	0.8%
% of FP17s Relating to Continuations	13	2,362	0.6%	0.9%	1.0%	1.1%
% of Patients satisfied with the dentistry they have received	5	5	N/A	90.4%	91.6%	91.4%
% of Patients satisfied with the time they had to wait for an appointment	5	5	N/A	87.3%	87.9%	87.7%

* This is based on patients treated on this contract for their most recent course of treatment. Figures in italics indicate the base number of FP17s or Patient Questionnaire responses are less than 100. N/A is shown where the base number of responses is less than 10 during the period. % is calculated as Quantity/Base number*100

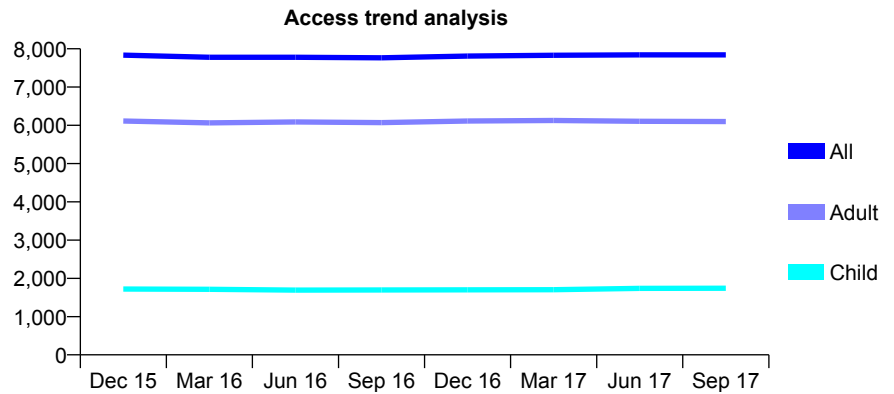
Q68 - Vital Signs At a Glance Contract Report for 274410/0001 - September 2017

Name or company name	MR HM PATEL
Contract type name	GDS Contract
Purpose of contract	General
Contract start date	01/04/2008
Contract end date	

17/18 Contracted general activity (UDA)	18,808
Carry forward general activity (UDA)	0
17/18 Contracted orthodontic activity (UOA)	0
Carry forward orthodontic activity (UOA)	0
Baseline contract value	£495,545.57

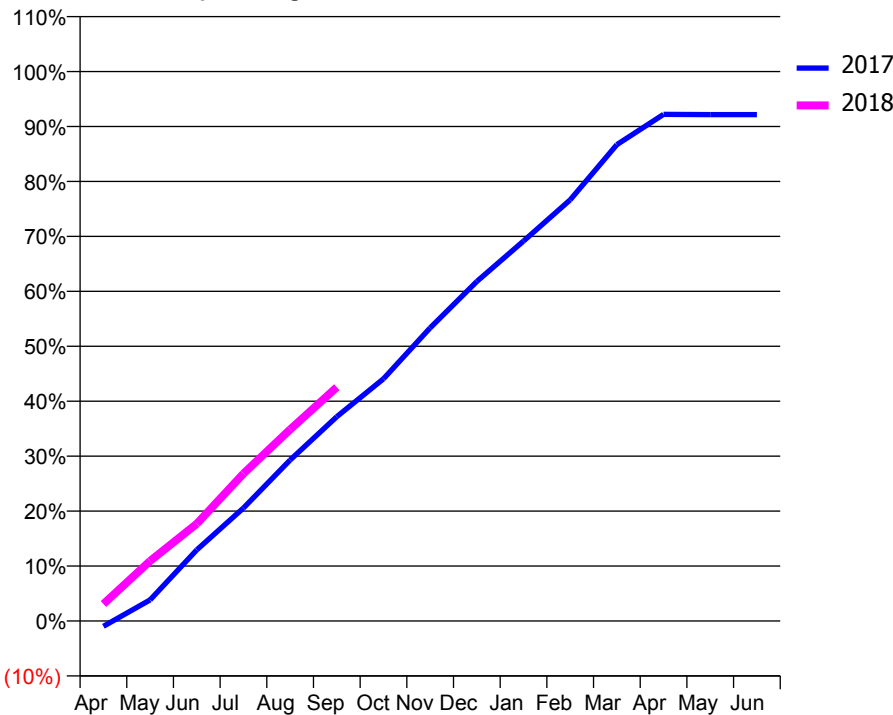
ACCESS*

Patients seen in 24 months	Total	Change since previous quarter
Quarter ending September 2016	7,766	
Quarter ending December 2016	7,810	→
Quarter ending March 2017	7,831	→
Quarter ending June 2017	7,843	→
Quarter ending September 2017	7,840	→
Variance since September 2016	1.0%	→



ACTIVITY

Cumulative percentage of contracted UDA delivered 2017 & 2018



Month	Adjusted Scheduled Activity (UDA)	
	2017	2018
April	-184	582
May	725	2,056
June	2,435	3,331
July	3,868	5,046
August	5,513	6,557
September	6,996	8,003
October	8,292	
November	10,033	
December	11,623	
January	13,008	
February	14,415	
March	16,304	
April	17,341	
May	17,330	
June	17,330	

QUALITY

	Quantity	Base Number	Contract	AT	Region	England
% of FP17s for the same patient ID Re-attending within 3 months - Children	78	1,381	5.6%	9.3%	11.4%	11.9%
% of FP17s for the same patient ID Re-attending within 3 months - Adults	434	4,010	10.8%	15.0%	15.7%	15.9%
% of FP17s for the same patient ID Re-attending between 3 & 9 months - Children	889	1,381	64.4%	59.5%	60.6%	58.1%
% of FP17s for the same patient ID Re-attending between 3 & 9 months - Adults	2,246	4,010	56.0%	51.2%	52.0%	50.6%
% of FP17s for Band 1 Urgent Courses	430	4,870	8.8%	9.6%	9.6%	9.1%
% of FP17s Relating to Free Repair or Replacements	28	4,870	0.6%	0.6%	0.7%	0.8%
% of FP17s Relating to Continuations	16	4,870	0.3%	0.9%	1.0%	1.1%
% of Patients satisfied with the dentistry they have received	11	12	91.7%	90.4%	91.6%	91.4%
% of Patients satisfied with the time they had to wait for an appointment	9	12	75.0%	87.3%	87.9%	87.7%

* This is based on patients treated on this contract for their most recent course of treatment. Figures in italics indicate the base number of FP17s or Patient Questionnaire responses are less than 100. N/A is shown where the base number of responses is less than 10 during the period. % is calculated as Quantity/Base number*100

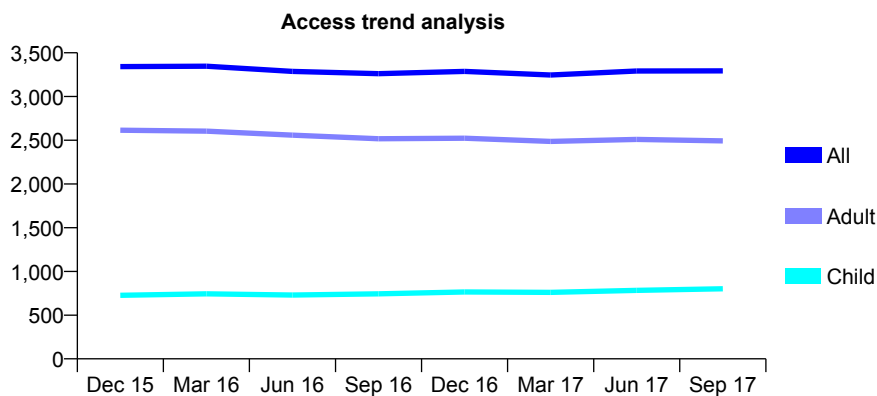
Q68 - Vital Signs At a Glance Contract Report for 275042/0001 - September 2017

Name or company name	MR MR TAKHAYORI
Contract type name	GDS Contract
Purpose of contract	General
Contract start date	01/04/2006
Contract end date	

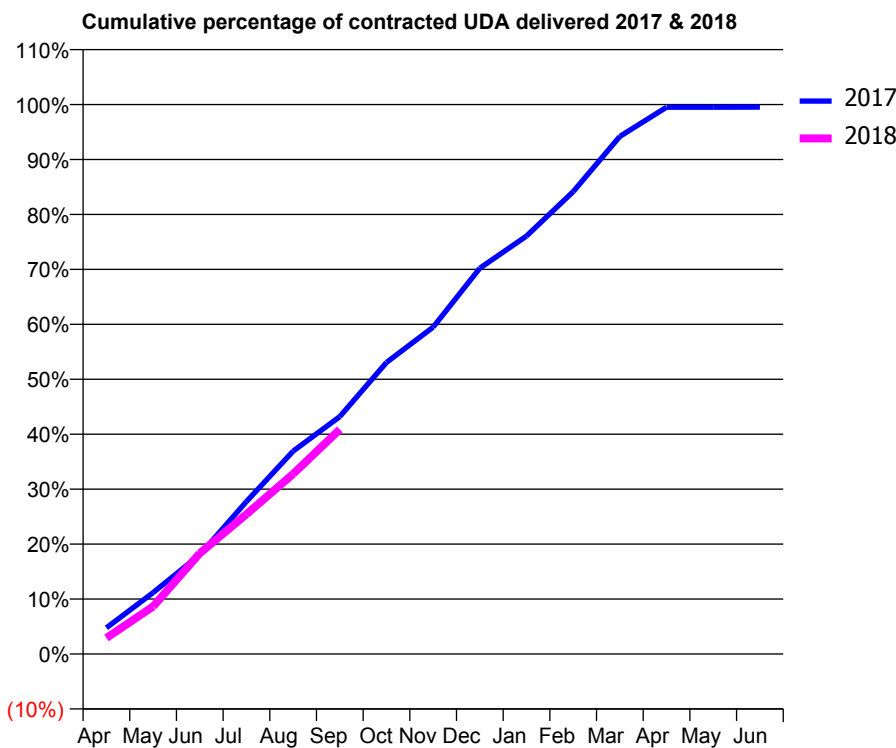
17/18 Contracted general activity (UDA)	10,916
Carry forward general activity (UDA)	50
17/18 Contracted orthodontic activity (UOA)	0
Carry forward orthodontic activity (UOA)	0
Baseline contract value	£324,476.96

ACCESS*

Patients seen in 24 months	Total	Change since previous quarter
Quarter ending September 2016	3,261	
Quarter ending December 2016	3,288	→
Quarter ending March 2017	3,246	↓
Quarter ending June 2017	3,292	→
Quarter ending September 2017	3,294	→
Variance since September 2016	1.0%	→



ACTIVITY



Adjusted Scheduled Activity (UDA)		
Month	2017	2018
April	519	318
May	1,220	945
June	1,972	2,002
July	3,030	2,776
August	4,031	3,577
September	4,717	4,463
October	5,791	
November	6,495	
December	7,664	
January	8,302	
February	9,186	
March	10,281	
April	10,863	
May	10,863	
June	10,866	

QUALITY

	Quantity	Base Number	Contract	AT	Region	England
% of FP17s for the same patient ID Re-attending within 3 months - Children	30	510	5.9%	9.3%	11.4%	11.9%
% of FP17s for the same patient ID Re-attending within 3 months - Adults	271	1,546	17.5%	15.0%	15.7%	15.9%
% of FP17s for the same patient ID Re-attending between 3 & 9 months - Children	256	510	50.2%	59.5%	60.6%	58.1%
% of FP17s for the same patient ID Re-attending between 3 & 9 months - Adults	684	1,546	44.2%	51.2%	52.0%	50.6%
% of FP17s for Band 1 Urgent Courses	276	1,867	14.8%	9.6%	9.6%	9.1%
% of FP17s Relating to Free Repair or Replacements	3	1,867	0.2%	0.6%	0.7%	0.8%
% of FP17s Relating to Continuations	7	1,867	0.4%	0.9%	1.0%	1.1%
% of Patients satisfied with the dentistry they have received	7	9	N/A	90.4%	91.6%	91.4%
% of Patients satisfied with the time they had to wait for an appointment	8	9	N/A	87.3%	87.9%	87.7%

* This is based on patients treated on this contract for their most recent course of treatment. Figures in italics indicate the base number of FP17s or Patient Questionnaire responses are less than 100. N/A is shown where the base number of responses is less than 10 during the period. % is calculated as Quantity/Base number*100

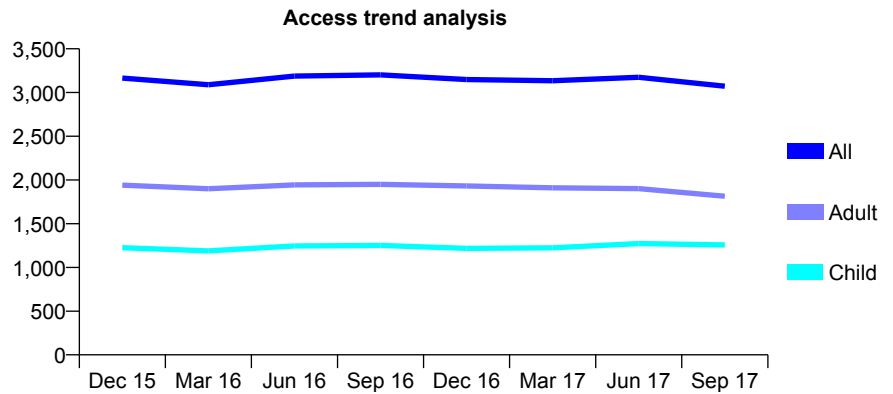
Q68 - Vital Signs At a Glance Contract Report for 287741/0001 - September 2017

Name or company name	MISS T MOTALLEB ZADEH
Contract type name	GDS Contract
Purpose of contract	General
Contract start date	01/11/2010
Contract end date	

17/18 Contracted general activity (UDA)	6,974
Carry forward general activity (UDA)	0
17/18 Contracted orthodontic activity (UOA)	0
Carry forward orthodontic activity (UOA)	0
Baseline contract value	£178,139.80

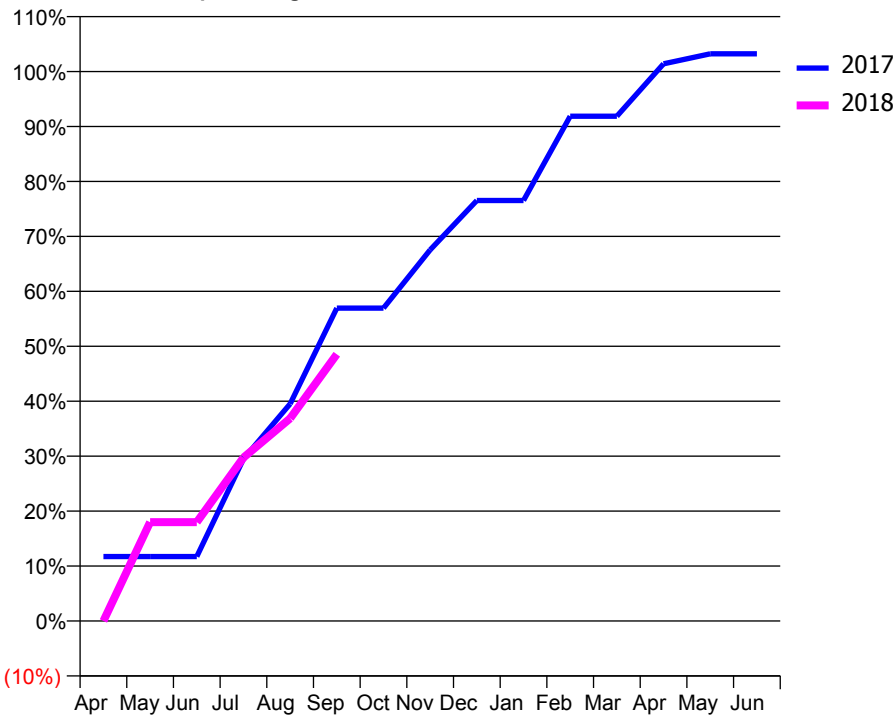
ACCESS*

Patients seen in 24 months	Total	Change since previous quarter
Quarter ending September 2016	3,202	
Quarter ending December 2016	3,149	↓
Quarter ending March 2017	3,134	→
Quarter ending June 2017	3,174	→
Quarter ending September 2017	3,072	↓
Variance since September 2016	(4.1%)	↓



ACTIVITY

Cumulative percentage of contracted UDA delivered 2017 & 2018



Adjusted Scheduled Activity (UDA)		
Month	2017	2018
April	818	0
May	818	1,254
June	818	1,254
July	2,056	2,075
August	2,756	2,571
September	3,971	3,385
October	3,971	
November	4,711	
December	5,337	
January	5,337	
February	6,406	
March	6,406	
April	7,072	
May	7,198	
June	7,198	

QUALITY

	Quantity	Base Number	Contract	AT	Region	England
% of FP17s for the same patient ID Re-attending within 3 months - Children	95	1,190	8.0%	9.3%	11.4%	11.9%
% of FP17s for the same patient ID Re-attending within 3 months - Adults	242	1,505	16.1%	15.0%	15.7%	15.9%
% of FP17s for the same patient ID Re-attending between 3 & 9 months - Children	754	1,190	63.4%	59.5%	60.6%	58.1%
% of FP17s for the same patient ID Re-attending between 3 & 9 months - Adults	888	1,505	59.0%	51.2%	52.0%	50.6%
% of FP17s for Band 1 Urgent Courses	149	1,849	8.1%	9.6%	9.6%	9.1%
% of FP17s Relating to Free Repair or Replacements	5	1,849	0.3%	0.6%	0.7%	0.8%
% of FP17s Relating to Continuations	3	1,849	0.2%	0.9%	1.0%	1.1%
% of Patients satisfied with the dentistry they have received	3	3	N/A	90.4%	91.6%	91.4%
% of Patients satisfied with the time they had to wait for an appointment	3	3	N/A	87.3%	87.9%	87.7%

* This is based on patients treated on this contract for their most recent course of treatment. Figures in italics indicate the base number of FP17s or Patient Questionnaire responses are less than 100. N/A is shown where the base number of responses is less than 10 during the period. % is calculated as Quantity/Base number*100

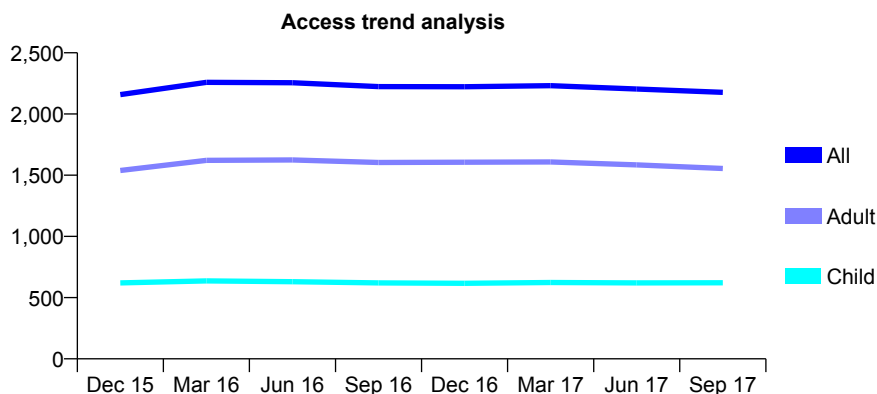
Q68 - Vital Signs At a Glance Contract Report for 296341/0001 - September 2017

Name or company name	MR AP FENECH
Contract type name	GDS Contract
Purpose of contract	General
Contract start date	01/04/2013
Contract end date	

17/18 Contracted general activity (UDA)	7,083
Carry forward general activity (UDA)	0
17/18 Contracted orthodontic activity (UOA)	0
Carry forward orthodontic activity (UOA)	0
Baseline contract value	£181,021.05

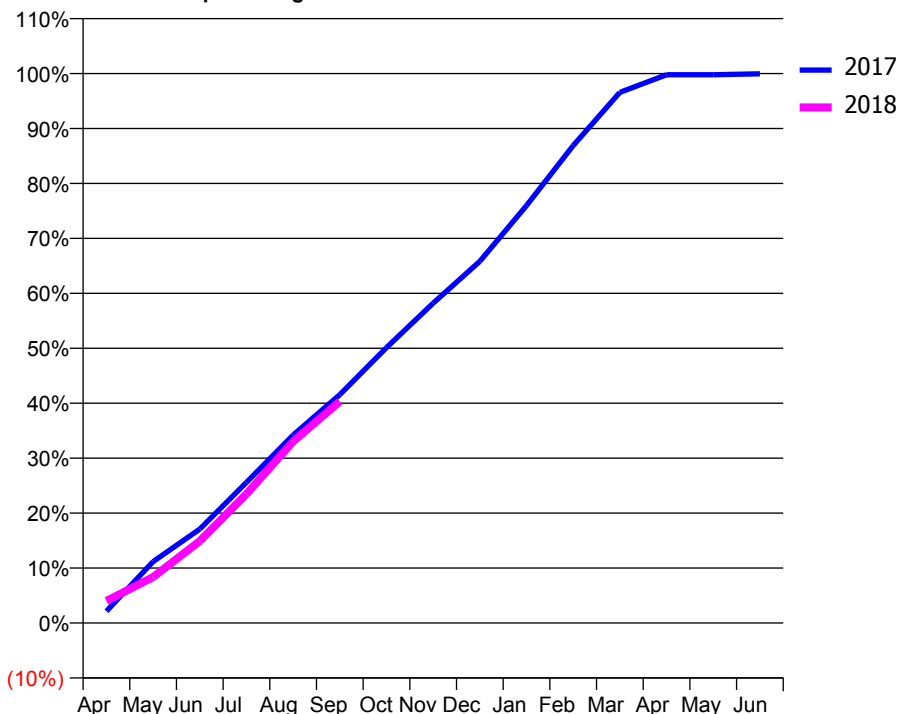
ACCESS*

Patients seen in 24 months	Total	Change since previous quarter
Quarter ending September 2016	2,224	
Quarter ending December 2016	2,223	→
Quarter ending March 2017	2,232	→
Quarter ending June 2017	2,204	↓
Quarter ending September 2017	2,177	↓
Variance since September 2016	(2.1%)	↓



ACTIVITY

Cumulative percentage of contracted UDA delivered 2017 & 2018



Month	Adjusted Scheduled Activity (UDA)	
	2017	2018
April	151	285
May	792	592
June	1,211	1,056
July	1,813	1,663
August	2,423	2,340
September	2,943	2,855
October	3,550	
November	4,123	
December	4,663	
January	5,380	
February	6,154	
March	6,841	
April	7,067	
May	7,067	
June	7,078	

QUALITY

	Quantity	Base Number	Contract	AT	Region	England
% of FP17s for the same patient ID Re-attending within 3 months - Children	32	474	6.8%	9.3%	11.4%	11.9%
% of FP17s for the same patient ID Re-attending within 3 months - Adults	186	1,135	16.4%	15.0%	15.7%	15.9%
% of FP17s for the same patient ID Re-attending between 3 & 9 months - Children	305	474	64.3%	59.5%	60.6%	58.1%
% of FP17s for the same patient ID Re-attending between 3 & 9 months - Adults	699	1,135	61.6%	51.2%	52.0%	50.6%
% of FP17s for Band 1 Urgent Courses	132	1,501	8.8%	9.6%	9.6%	9.1%
% of FP17s Relating to Free Repair or Replacements	11	1,501	0.7%	0.6%	0.7%	0.8%
% of FP17s Relating to Continuations	36	1,501	2.4%	0.9%	1.0%	1.1%
% of Patients satisfied with the dentistry they have received	5	5	N/A	90.4%	91.6%	91.4%
% of Patients satisfied with the time they had to wait for an appointment	5	5	N/A	87.3%	87.9%	87.7%

* This is based on patients treated on this contract for their most recent course of treatment. Figures in italics indicate the base number of FP17s or Patient Questionnaire responses are less than 100. N/A is shown where the base number of responses is less than 10 during the period. % is calculated as Quantity/Base number*100

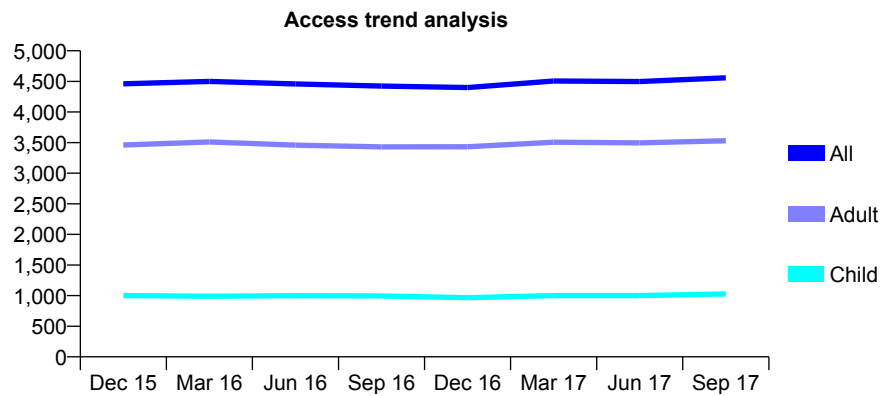
Q68 - Vital Signs At a Glance Contract Report for 297674/0001 - September 2017

Name or company name	MR SR PATEL
Contract type name	GDS Contract
Purpose of contract	General
Contract start date	25/12/2013
Contract end date	

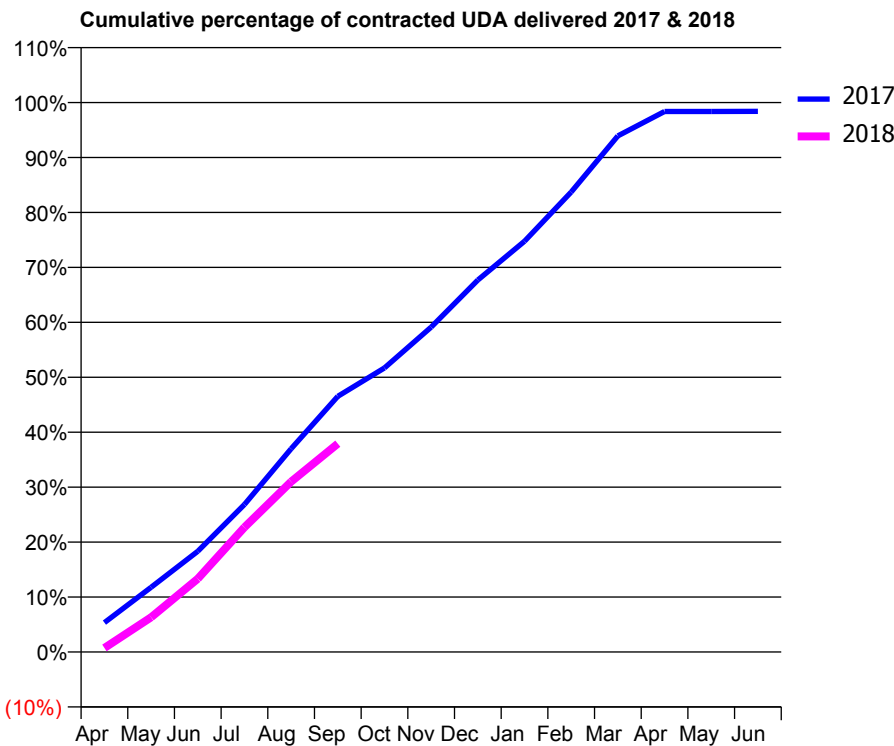
17/18 Contracted general activity (UDA)	14,000
Carry forward general activity (UDA)	225
17/18 Contracted orthodontic activity (UOA)	0
Carry forward orthodontic activity (UOA)	0
Baseline contract value	£345,907.62

ACCESS*

Patients seen in 24 months	Total	Change since previous quarter
Quarter ending September 2016	4,424	
Quarter ending December 2016	4,399	→
Quarter ending March 2017	4,507	↑
Quarter ending June 2017	4,498	→
Quarter ending September 2017	4,558	→
Variance since September 2016	3.0%	↑



ACTIVITY



Month	Adjusted Scheduled Activity (UDA)	
	2017	2018
April	750	104
May	1,649	886
June	2,568	1,868
July	3,760	3,179
August	5,179	4,342
September	6,514	5,309
October	7,237	
November	8,278	
December	9,477	
January	10,466	
February	11,720	
March	13,148	
April	13,770	
May	13,770	
June	13,775	

QUALITY

	Quantity	Base Number	Contract	AT	Region	England
% of FP17s for the same patient ID Re-attending within 3 months - Children	70	867	8.1%	9.3%	11.4%	11.9%
% of FP17s for the same patient ID Re-attending within 3 months - Adults	344	2,646	13.0%	15.0%	15.7%	15.9%
% of FP17s for the same patient ID Re-attending between 3 & 9 months - Children	556	867	64.1%	59.5%	60.6%	58.1%
% of FP17s for the same patient ID Re-attending between 3 & 9 months - Adults	1,649	2,646	62.3%	51.2%	52.0%	50.6%
% of FP17s for Band 1 Urgent Courses	241	3,239	7.4%	9.6%	9.6%	9.1%
% of FP17s Relating to Free Repair or Replacements	11	3,239	0.3%	0.6%	0.7%	0.8%
% of FP17s Relating to Continuations	9	3,239	0.3%	0.9%	1.0%	1.1%
% of Patients satisfied with the dentistry they have received	7	7	N/A	90.4%	91.6%	91.4%
% of Patients satisfied with the time they had to wait for an appointment	7	7	N/A	87.3%	87.9%	87.7%

* This is based on patients treated on this contract for their most recent course of treatment. Figures in italics indicate the base number of FP17s or Patient Questionnaire responses are less than 100. N/A is shown where the base number of responses is less than 10 during the period. % is calculated as Quantity/Base number*100

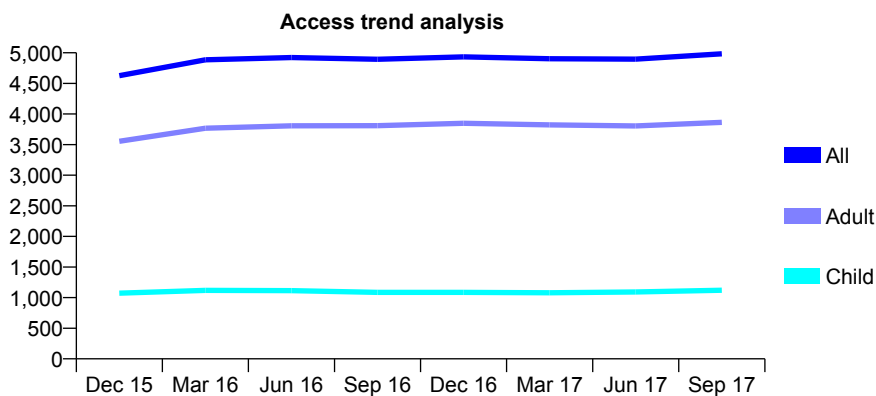
Q68 - Vital Signs At a Glance Contract Report for 298212/0001 - September 2017

Name or company name	MR MS CHABRA
Contract type name	GDS Contract
Purpose of contract	General
Contract start date	01/05/2014
Contract end date	

17/18 Contracted general activity (UDA)	14,307
Carry forward general activity (UDA)	-54
17/18 Contracted orthodontic activity (UOA)	0
Carry forward orthodontic activity (UOA)	0
Baseline contract value	£392,187.98

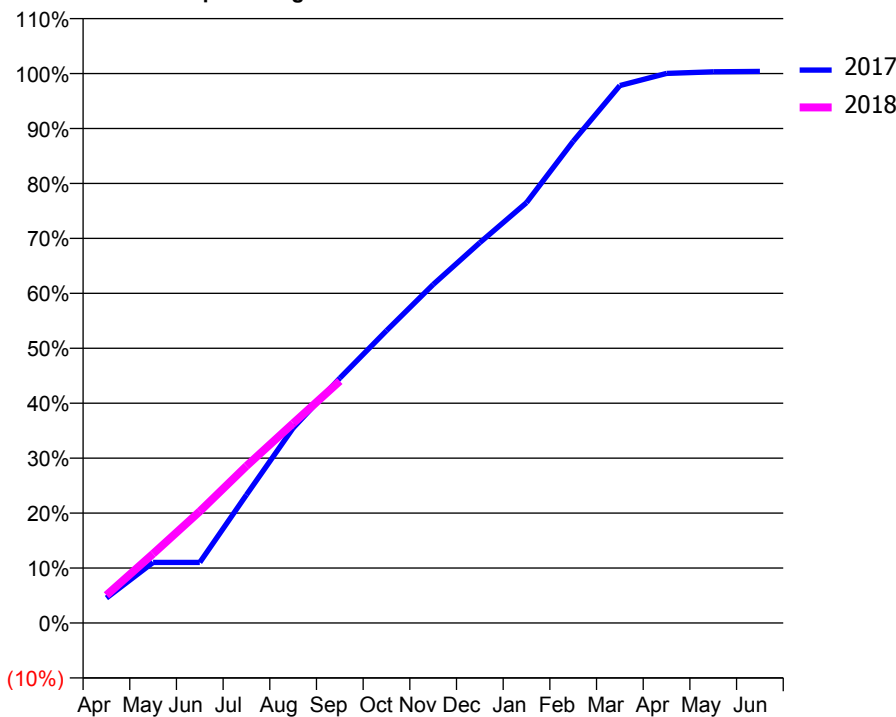
ACCESS*

Patients seen in 24 months	Total	Change since previous quarter
Quarter ending September 2016	4,894	
Quarter ending December 2016	4,934	→
Quarter ending March 2017	4,902	→
Quarter ending June 2017	4,896	→
Quarter ending September 2017	4,984	→
Variance since September 2016	1.8%	→



ACTIVITY

Cumulative percentage of contracted UDA delivered 2017 & 2018



Month	Adjusted Scheduled Activity (UDA)	
	2017	2018
April	652	722
May	1,577	1,805
June	1,577	2,909
July	3,339	4,089
August	5,079	5,199
September	6,376	6,299
October	7,611	
November	8,814	
December	9,904	
January	10,946	
February	12,542	
March	13,994	
April	14,310	
May	14,352	
June	14,360	

QUALITY

	Quantity	Base Number	Contract	AT	Region	England
% of FP17s for the same patient ID Re-attending within 3 months - Children	89	838	10.6%	9.3%	11.4%	11.9%
% of FP17s for the same patient ID Re-attending within 3 months - Adults	430	2,367	18.2%	15.0%	15.7%	15.9%
% of FP17s for the same patient ID Re-attending between 3 & 9 months - Children	456	838	54.4%	59.5%	60.6%	58.1%
% of FP17s for the same patient ID Re-attending between 3 & 9 months - Adults	991	2,367	41.9%	51.2%	52.0%	50.6%
% of FP17s for Band 1 Urgent Courses	390	3,040	12.8%	9.6%	9.6%	9.1%
% of FP17s Relating to Free Repair or Replacements	36	3,040	1.2%	0.6%	0.7%	0.8%
% of FP17s Relating to Continuations	15	3,040	0.5%	0.9%	1.0%	1.1%
% of Patients satisfied with the dentistry they have received	6	6	N/A	90.4%	91.6%	91.4%
% of Patients satisfied with the time they had to wait for an appointment	6	6	N/A	87.3%	87.9%	87.7%

* This is based on patients treated on this contract for their most recent course of treatment. Figures in italics indicate the base number of FP17s or Patient Questionnaire responses are less than 100. N/A is shown where the base number of responses is less than 10 during the period. % is calculated as Quantity/Base number*100

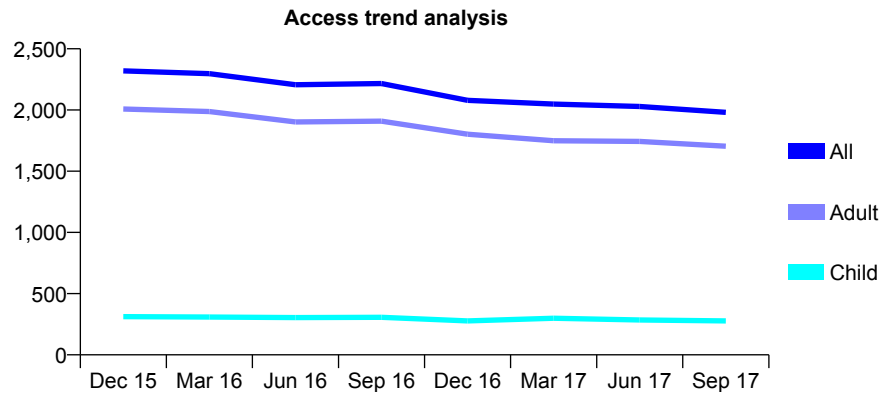
Q68 - Vital Signs At a Glance Contract Report for 301558/0002 - September 2017

Name or company name	MISS AA HOPKINS
Contract type name	GDS Contract
Purpose of contract	General
Contract start date	27/07/2013
Contract end date	

17/18 Contracted general activity (UDA)	8,500
Carry forward general activity (UDA)	0
17/18 Contracted orthodontic activity (UOA)	0
Carry forward orthodontic activity (UOA)	0
Baseline contract value	£176,781.39

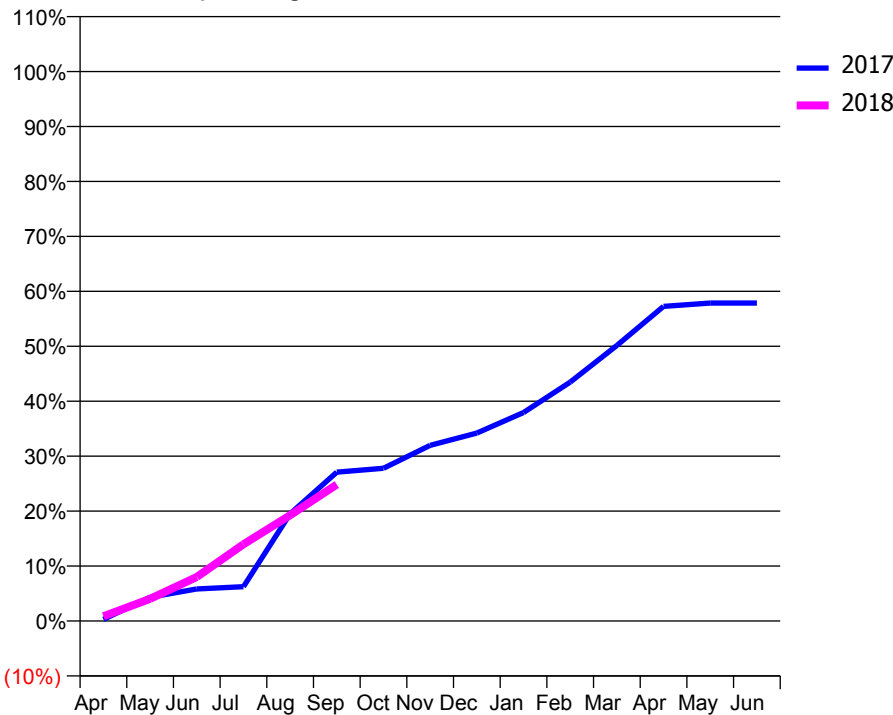
ACCESS*

Patients seen in 24 months	Total	Change since previous quarter
Quarter ending September 2016	2,216	
Quarter ending December 2016	2,079	↓
Quarter ending March 2017	2,048	↓
Quarter ending June 2017	2,029	→
Quarter ending September 2017	1,981	↓
Variance since September 2016	(10.6%)	↓



ACTIVITY

Cumulative percentage of contracted UDA delivered 2017 & 2018



Month	Adjusted Scheduled Activity (UDA)	
	2017	2018
April	25	73
May	369	343
June	496	682
July	531	1,187
August	1,659	1,636
September	2,303	2,111
October	2,363	
November	2,718	
December	2,907	
January	3,224	
February	3,694	
March	4,262	
April	4,867	
May	4,918	
June	4,919	

QUALITY

	Quantity	Base Number	Contract	AT	Region	England
% of FP17s for the same patient ID Re-attending within 3 months - Children	5	156	3.2%	9.3%	11.4%	11.9%
% of FP17s for the same patient ID Re-attending within 3 months - Adults	176	850	20.7%	15.0%	15.7%	15.9%
% of FP17s for the same patient ID Re-attending between 3 & 9 months - Children	50	156	32.1%	59.5%	60.6%	58.1%
% of FP17s for the same patient ID Re-attending between 3 & 9 months - Adults	190	850	22.4%	51.2%	52.0%	50.6%
% of FP17s for Band 1 Urgent Courses	89	823	10.8%	9.6%	9.6%	9.1%
% of FP17s Relating to Free Repair or Replacements	10	823	1.2%	0.6%	0.7%	0.8%
% of FP17s Relating to Continuations	16	823	1.9%	0.9%	1.0%	1.1%
% of Patients satisfied with the dentistry they have received	1	1	N/A	90.4%	91.6%	91.4%
% of Patients satisfied with the time they had to wait for an appointment	1	1	N/A	87.3%	87.9%	87.7%

* This is based on patients treated on this contract for their most recent course of treatment. Figures in italics indicate the base number of FP17s or Patient Questionnaire responses are less than 100. N/A is shown where the base number of responses is less than 10 during the period. % is calculated as Quantity/Base number*100

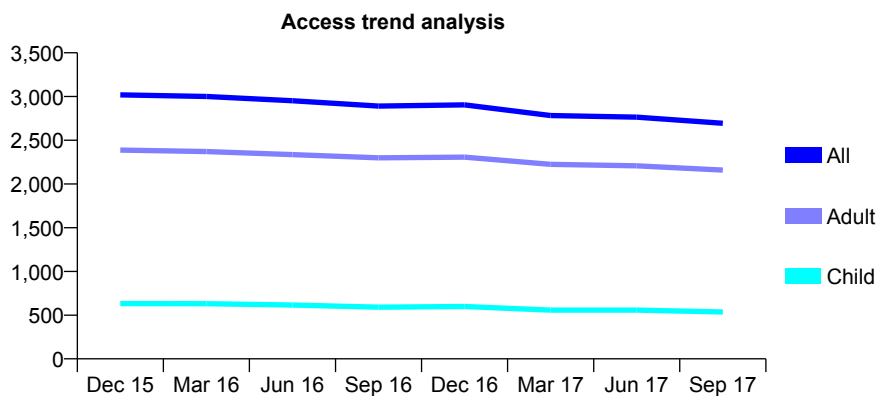
Q68 - Vital Signs At a Glance Contract Report for 302619/0001 - September 2017

Name or company name	MR RG EVANS
Contract type name	GDS Contract
Purpose of contract	General
Contract start date	01/04/2006
Contract end date	

17/18 Contracted general activity (UDA)	7,227
Carry forward general activity (UDA)	0
17/18 Contracted orthodontic activity (UOA)	0
Carry forward orthodontic activity (UOA)	0
Baseline contract value	£197,716.07

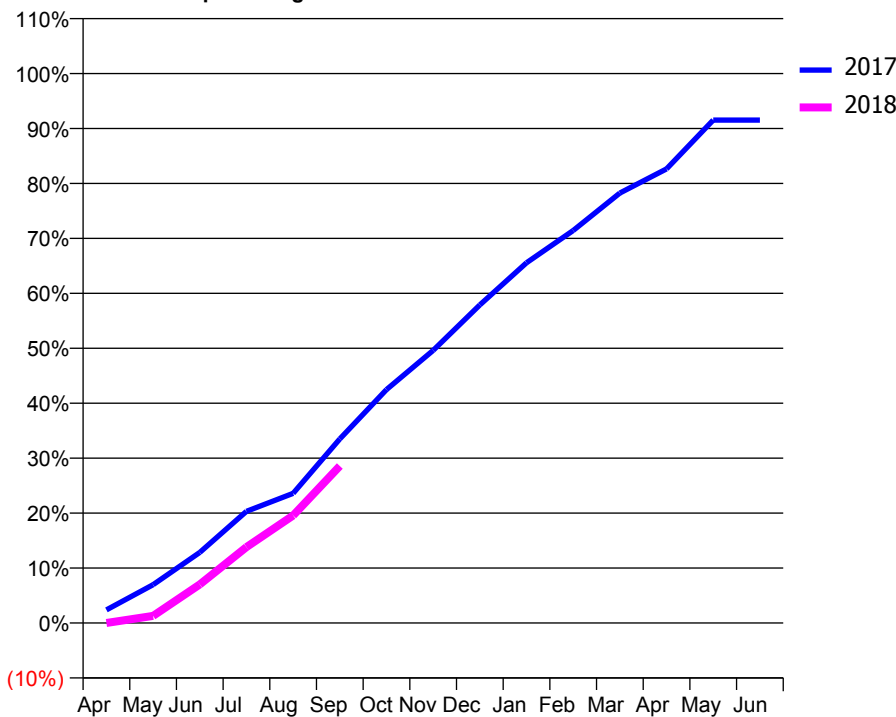
ACCESS*

Patients seen in 24 months	Total	Change since previous quarter
Quarter ending September 2016	2,890	
Quarter ending December 2016	2,904	→
Quarter ending March 2017	2,782	↓
Quarter ending June 2017	2,764	→
Quarter ending September 2017	2,694	↓
Variance since September 2016	(6.8%)	↓



ACTIVITY

Cumulative percentage of contracted UDA delivered 2017 & 2018



Month	Adjusted Scheduled Activity (UDA)	
	2017	2018
April	184	0
May	539	100
June	994	542
July	1,571	1,068
August	1,824	1,513
September	2,588	2,208
October	3,282	
November	3,833	
December	4,473	
January	5,066	
February	5,520	
March	6,046	
April	6,385	
May	7,072	
June	7,072	

QUALITY

	Quantity	Base Number	Contract	AT	Region	England
% of FP17s for the same patient ID Re-attending within 3 months - Children	7	331	2.1%	9.3%	11.4%	11.9%
% of FP17s for the same patient ID Re-attending within 3 months - Adults	113	1,256	9.0%	15.0%	15.7%	15.9%
% of FP17s for the same patient ID Re-attending between 3 & 9 months - Children	145	331	43.8%	59.5%	60.6%	58.1%
% of FP17s for the same patient ID Re-attending between 3 & 9 months - Adults	544	1,256	43.3%	51.2%	52.0%	50.6%
% of FP17s for Band 1 Urgent Courses	24	1,144	2.1%	9.6%	9.6%	9.1%
% of FP17s Relating to Free Repair or Replacements	0	1,144	0.0%	0.6%	0.7%	0.8%
% of FP17s Relating to Continuations	0	1,144	0.0%	0.9%	1.0%	1.1%
% of Patients satisfied with the dentistry they have received	8	8	N/A	90.4%	91.6%	91.4%
% of Patients satisfied with the time they had to wait for an appointment	8	8	N/A	87.3%	87.9%	87.7%

* This is based on patients treated on this contract for their most recent course of treatment. Figures in italics indicate the base number of FP17s or Patient Questionnaire responses are less than 100. N/A is shown where the base number of responses is less than 10 during the period. % is calculated as Quantity/Base number*100

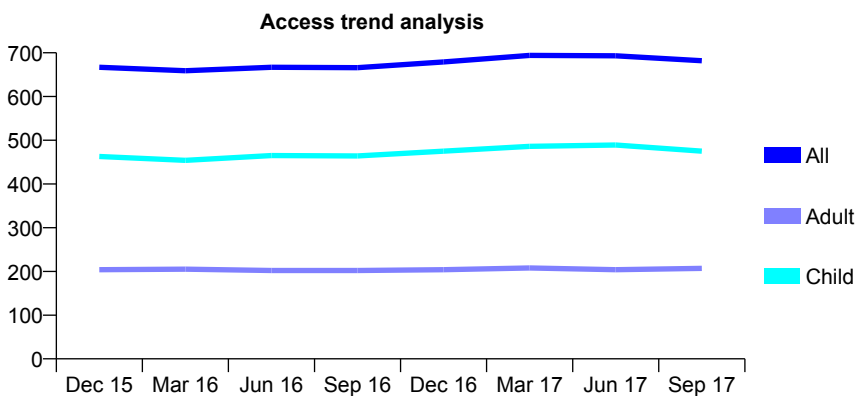
Q68 - Vital Signs At a Glance Contract Report for 307068/0001 - September 2017

Name or company name	MR TJ MCNULTY
Contract type name	GDS Contract
Purpose of contract	General
Contract start date	01/04/2006
Contract end date	

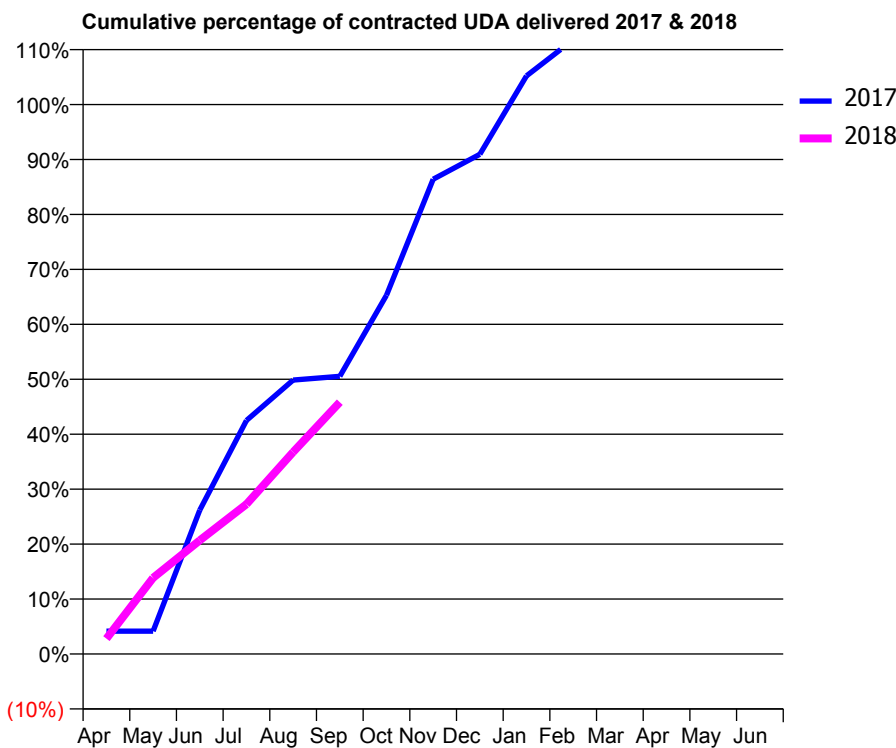
17/18 Contracted general activity (UDA)	750
Carry forward general activity (UDA)	-15
17/18 Contracted orthodontic activity (UOA)	0
Carry forward orthodontic activity (UOA)	0
Baseline contract value	£17,332.13

ACCESS*

Patients seen in 24 months	Total	Change since previous quarter
Quarter ending September 2016	666	
Quarter ending December 2016	679	→
Quarter ending March 2017	694	↑
Quarter ending June 2017	693	→
Quarter ending September 2017	682	↓
Variance since September 2016	2.4%	↑



ACTIVITY



Adjusted Scheduled Activity (UDA)		
Month	2017	2018
April	31	21
May	31	104
June	196	155
July	319	204
August	374	276
September	379	344
October	490	
November	648	
December	682	
January	789	
February	838	
March	960	
April	1,024	
May	1,026	
June	1,026	

QUALITY

	Quantity	Base Number	Contract	AT	Region	England
% of FP17s for the same patient ID Re-attending within 3 months - Children	13	286	4.5%	9.3%	11.4%	11.9%
% of FP17s for the same patient ID Re-attending within 3 months - Adults	0	61	0.0%	15.0%	15.7%	15.9%
% of FP17s for the same patient ID Re-attending between 3 & 9 months - Children	152	286	53.1%	59.5%	60.6%	58.1%
% of FP17s for the same patient ID Re-attending between 3 & 9 months - Adults	28	61	45.9%	51.2%	52.0%	50.6%
% of FP17s for Band 1 Urgent Courses	5	289	1.7%	9.6%	9.6%	9.1%
% of FP17s Relating to Free Repair or Replacements	0	289	0.0%	0.6%	0.7%	0.8%
% of FP17s Relating to Continuations	0	289	0.0%	0.9%	1.0%	1.1%
% of Patients satisfied with the dentistry they have received	0	0	N/A	90.4%	91.6%	91.4%
% of Patients satisfied with the time they had to wait for an appointment	0	0	N/A	87.3%	87.9%	87.7%

* This is based on patients treated on this contract for their most recent course of treatment. Figures in italics indicate the base number of FP17s or Patient Questionnaire responses are less than 100. N/A is shown where the base number of responses is less than 10 during the period. % is calculated as Quantity/Base number*100

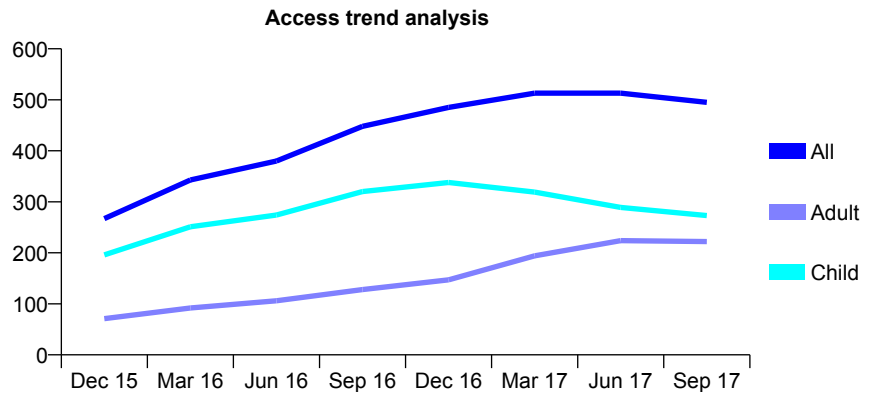
Q68 - Vital Signs At a Glance Contract Report for 308129/0003 - September 2017

Name or company name	MISS M JADIDI
Contract type name	GDS Contract
Purpose of contract	General
Contract start date	26/05/2015
Contract end date	

17/18 Contracted general activity (UDA)	1,014
Carry forward general activity (UDA)	0
17/18 Contracted orthodontic activity (UOA)	0
Carry forward orthodontic activity (UOA)	0
Baseline contract value	£25,317.13

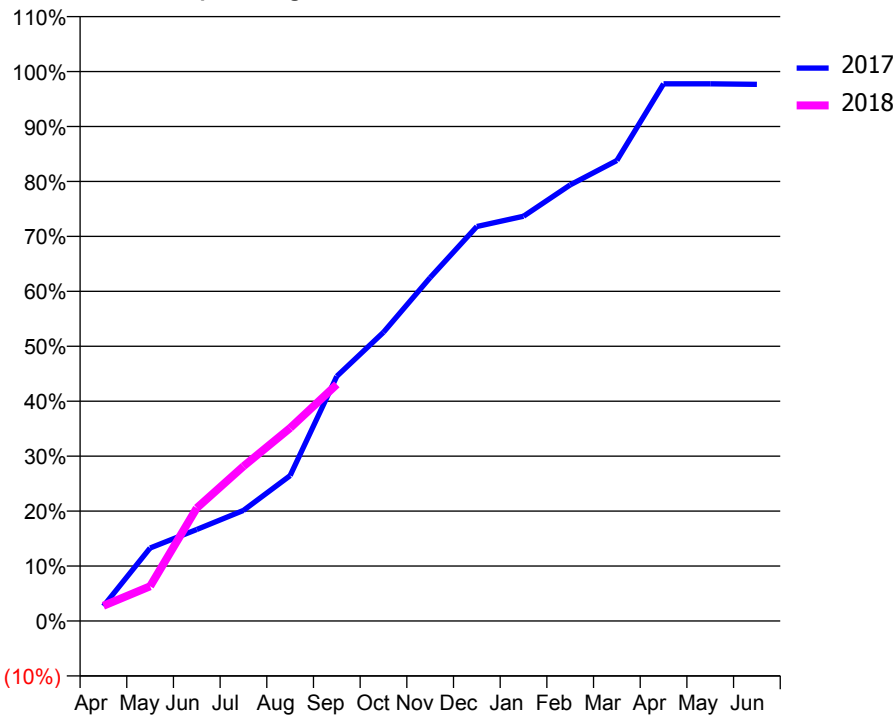
ACCESS*

Patients seen in 24 months	Total	Change since previous quarter
Quarter ending September 2016	448	
Quarter ending December 2016	485	↑
Quarter ending March 2017	513	↑
Quarter ending June 2017	513	→
Quarter ending September 2017	495	↓
Variance since September 2016	10.5%	↑



ACTIVITY

Cumulative percentage of contracted UDA delivered 2017 & 2018



Adjusted Scheduled Activity (UDA)		
Month	2017	2018
April	27	28
May	135	64
June	169	209
July	204	286
August	268	356
September	452	437
October	533	
November	634	
December	728	
January	747	
February	805	
March	850	
April	991	
May	991	
June	990	

QUALITY

	Quantity	Base Number	Contract	AT	Region	England
% of FP17s for the same patient ID Re-attending within 3 months - Children	4	141	2.8%	9.3%	11.4%	11.9%
% of FP17s for the same patient ID Re-attending within 3 months - Adults	1	135	0.7%	15.0%	15.7%	15.9%
% of FP17s for the same patient ID Re-attending between 3 & 9 months - Children	53	141	37.6%	59.5%	60.6%	58.1%
% of FP17s for the same patient ID Re-attending between 3 & 9 months - Adults	14	135	10.4%	51.2%	52.0%	50.6%
% of FP17s for Band 1 Urgent Courses	18	214	8.4%	9.6%	9.6%	9.1%
% of FP17s Relating to Free Repair or Replacements	0	214	0.0%	0.6%	0.7%	0.8%
% of FP17s Relating to Continuations	0	214	0.0%	0.9%	1.0%	1.1%
% of Patients satisfied with the dentistry they have received	0	1	N/A	90.4%	91.6%	91.4%
% of Patients satisfied with the time they had to wait for an appointment	0	1	N/A	87.3%	87.9%	87.7%

* This is based on patients treated on this contract for their most recent course of treatment. Figures in italics indicate the base number of FP17s or Patient Questionnaire responses are less than 100. N/A is shown where the base number of responses is less than 10 during the period. % is calculated as Quantity/Base number*100

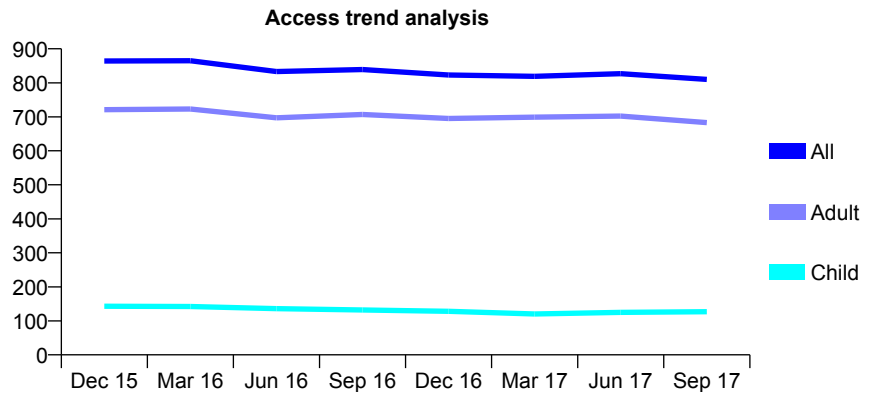
Q68 - Vital Signs At a Glance Contract Report for 309885/0001 - September 2017

Name or company name	MR DR KELLY
Contract type name	GDS Contract
Purpose of contract	General
Contract start date	01/04/2006
Contract end date	

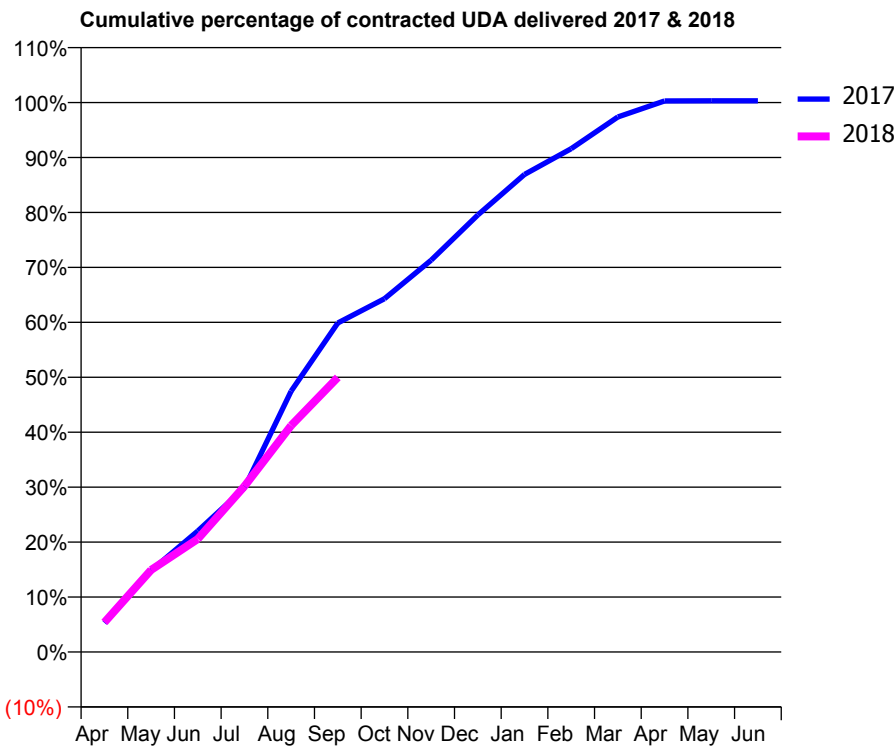
17/18 Contracted general activity (UDA)	2,193
Carry forward general activity (UDA)	-7
17/18 Contracted orthodontic activity (UOA)	0
Carry forward orthodontic activity (UOA)	0
Baseline contract value	£50,639.06

ACCESS*

Patients seen in 24 months	Total	Change since previous quarter
Quarter ending September 2016	839	
Quarter ending December 2016	823	↓
Quarter ending March 2017	819	→
Quarter ending June 2017	827	→
Quarter ending September 2017	810	↓
Variance since September 2016	(3.5%)	↓



ACTIVITY



Month	Adjusted Scheduled Activity (UDA)	
	2017	2018
April	116	118
May	325	327
June	483	451
July	655	662
August	1,041	904
September	1,313	1,096
October	1,410	
November	1,564	
December	1,744	
January	1,906	
February	2,009	
March	2,135	
April	2,199	
May	2,200	
June	2,200	

QUALITY

	Quantity	Base Number	Contract	AT	Region	England
% of FP17s for the same patient ID Re-attending within 3 months - Children	2	104	1.9%	9.3%	11.4%	11.9%
% of FP17s for the same patient ID Re-attending within 3 months - Adults	53	587	9.0%	15.0%	15.7%	15.9%
% of FP17s for the same patient ID Re-attending between 3 & 9 months - Children	58	104	55.8%	59.5%	60.6%	58.1%
% of FP17s for the same patient ID Re-attending between 3 & 9 months - Adults	279	587	47.5%	51.2%	52.0%	50.6%
% of FP17s for Band 1 Urgent Courses	64	653	9.8%	9.6%	9.6%	9.1%
% of FP17s Relating to Free Repair or Replacements	1	653	0.2%	0.6%	0.7%	0.8%
% of FP17s Relating to Continuations	7	653	1.1%	0.9%	1.0%	1.1%
% of Patients satisfied with the dentistry they have received	1	1	N/A	90.4%	91.6%	91.4%
% of Patients satisfied with the time they had to wait for an appointment	1	1	N/A	87.3%	87.9%	87.7%

* This is based on patients treated on this contract for their most recent course of treatment. Figures in italics indicate the base number of FP17s or Patient Questionnaire responses are less than 100. N/A is shown where the base number of responses is less than 10 during the period. % is calculated as Quantity/Base number*100

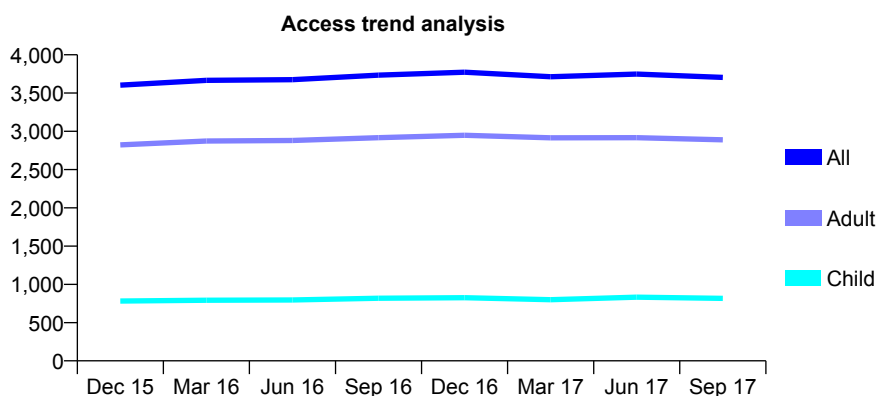
Q68 - Vital Signs At a Glance Contract Report for 318817/0001 - September 2017

Name or company name	MR CC POORE
Contract type name	GDS Contract
Purpose of contract	General
Contract start date	01/04/2006
Contract end date	

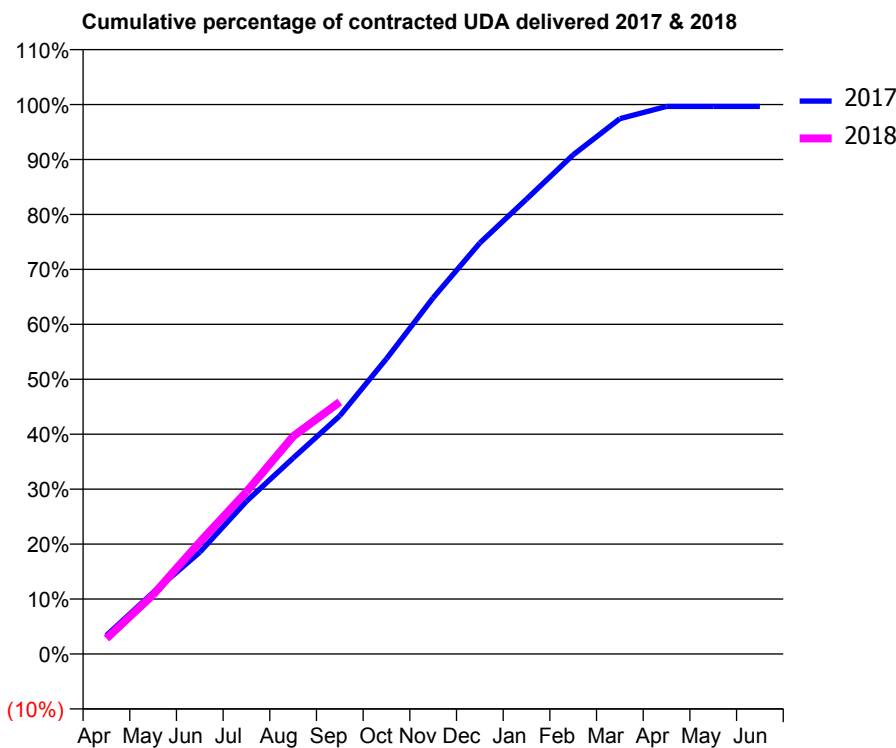
17/18 Contracted general activity (UDA)	9,903
Carry forward general activity (UDA)	34
17/18 Contracted orthodontic activity (UOA)	0
Carry forward orthodontic activity (UOA)	0
Baseline contract value	£237,235.54

ACCESS*

Patients seen in 24 months	Total	Change since previous quarter
Quarter ending September 2016	3,735	
Quarter ending December 2016	3,773	→
Quarter ending March 2017	3,714	↓
Quarter ending June 2017	3,748	→
Quarter ending September 2017	3,705	↓
Variance since September 2016	(0.8%)	→



ACTIVITY



Month	Adjusted Scheduled Activity (UDA)	
	2017	2018
April	335	281
May	1,110	1,067
June	1,835	2,018
July	2,752	2,923
August	3,530	3,924
September	4,292	4,543
October	5,322	
November	6,421	
December	7,408	
January	8,197	
February	8,996	
March	9,649	
April	9,868	
May	9,869	
June	9,869	

QUALITY

	Quantity	Base Number	Contract	AT	Region	England
% of FP17s for the same patient ID Re-attending within 3 months - Children	20	538	3.7%	9.3%	11.4%	11.9%
% of FP17s for the same patient ID Re-attending within 3 months - Adults	312	1,952	16.0%	15.0%	15.7%	15.9%
% of FP17s for the same patient ID Re-attending between 3 & 9 months - Children	281	538	52.2%	59.5%	60.6%	58.1%
% of FP17s for the same patient ID Re-attending between 3 & 9 months - Adults	989	1,952	50.7%	51.2%	52.0%	50.6%
% of FP17s for Band 1 Urgent Courses	182	2,393	7.6%	9.6%	9.6%	9.1%
% of FP17s Relating to Free Repair or Replacements	65	2,393	2.7%	0.6%	0.7%	0.8%
% of FP17s Relating to Continuations	1	2,393	0.0%	0.9%	1.0%	1.1%
% of Patients satisfied with the dentistry they have received	5	5	N/A	90.4%	91.6%	91.4%
% of Patients satisfied with the time they had to wait for an appointment	5	5	N/A	87.3%	87.9%	87.7%

* This is based on patients treated on this contract for their most recent course of treatment. Figures in italics indicate the base number of FP17s or Patient Questionnaire responses are less than 100. N/A is shown where the base number of responses is less than 10 during the period. % is calculated as Quantity/Base number*100

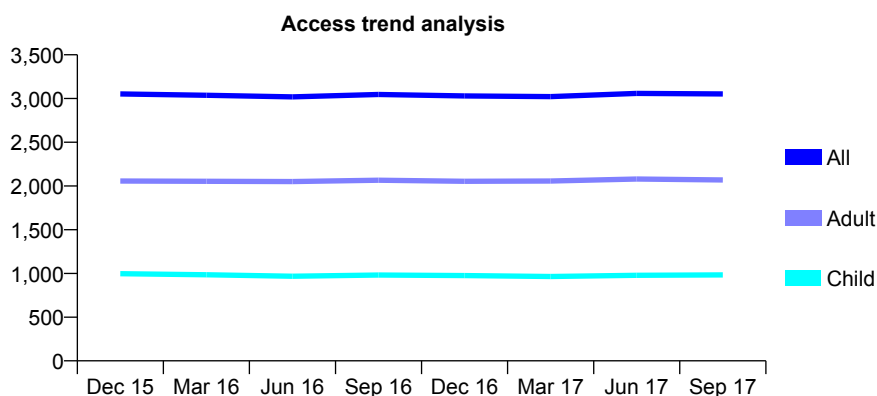
Q68 - Vital Signs At a Glance Contract Report for 319333/0001 - September 2017

Name or company name	MISS CA HALLWORTH
Contract type name	GDS Contract
Purpose of contract	General
Contract start date	01/04/2006
Contract end date	

17/18 Contracted general activity (UDA)	8,875
Carry forward general activity (UDA)	24
17/18 Contracted orthodontic activity (UOA)	0
Carry forward orthodontic activity (UOA)	0
Baseline contract value	£347,121.08

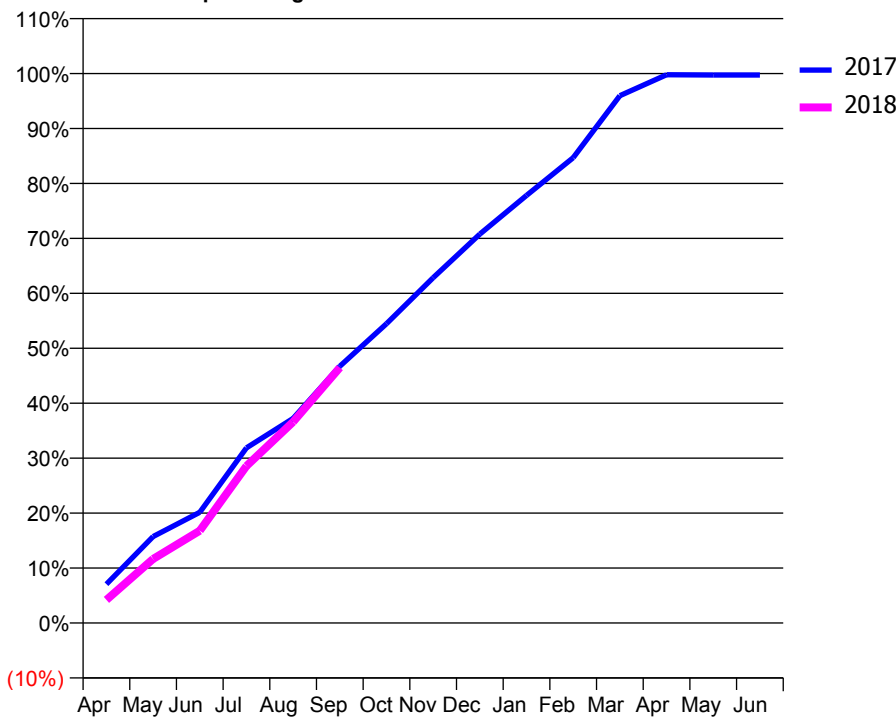
ACCESS*

Patients seen in 24 months	Total	Change since previous quarter
Quarter ending September 2016	3,046	
Quarter ending December 2016	3,029	→
Quarter ending March 2017	3,022	→
Quarter ending June 2017	3,058	→
Quarter ending September 2017	3,052	→
Variance since September 2016	0.2%	→



ACTIVITY

Cumulative percentage of contracted UDA delivered 2017 & 2018



Adjusted Scheduled Activity (UDA)

Month	2017	2018
April	628	374
May	1,397	1,036
June	1,788	1,492
July	2,829	2,536
August	3,304	3,248
September	4,147	4,125
October	4,835	
November	5,577	
December	6,282	
January	6,906	
February	7,515	
March	8,517	
April	8,855	
May	8,851	
June	8,850	

QUALITY

	Quantity	Base Number	Contract	AT	Region	England
% of FP17s for the same patient ID Re-attending within 3 months - Children	83	907	9.2%	9.3%	11.4%	11.9%
% of FP17s for the same patient ID Re-attending within 3 months - Adults	178	1,598	11.1%	15.0%	15.7%	15.9%
% of FP17s for the same patient ID Re-attending between 3 & 9 months - Children	590	907	65.0%	59.5%	60.6%	58.1%
% of FP17s for the same patient ID Re-attending between 3 & 9 months - Adults	1,105	1,598	69.1%	51.2%	52.0%	50.6%
% of FP17s for Band 1 Urgent Courses	109	2,119	5.1%	9.6%	9.6%	9.1%
% of FP17s Relating to Free Repair or Replacements	10	2,119	0.5%	0.6%	0.7%	0.8%
% of FP17s Relating to Continuations	9	2,119	0.4%	0.9%	1.0%	1.1%
% of Patients satisfied with the dentistry they have received	5	6	N/A	90.4%	91.6%	91.4%
% of Patients satisfied with the time they had to wait for an appointment	6	6	N/A	87.3%	87.9%	87.7%

* This is based on patients treated on this contract for their most recent course of treatment. Figures in italics indicate the base number of FP17s or Patient Questionnaire responses are less than 100. N/A is shown where the base number of responses is less than 10 during the period. % is calculated as Quantity/Base number*100

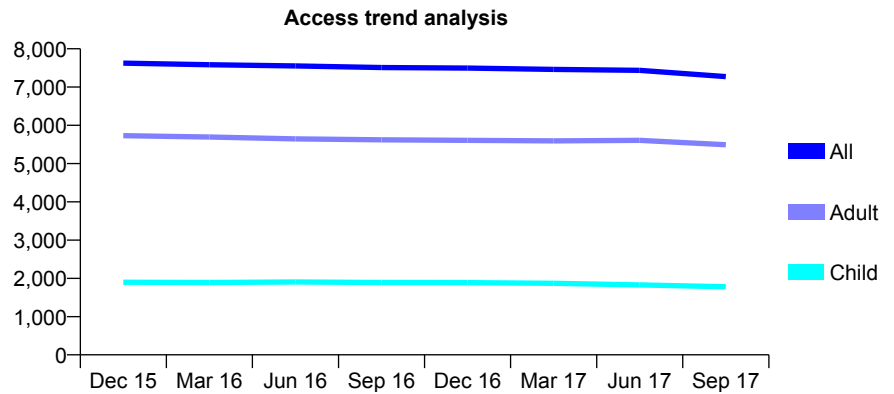
Q68 - Vital Signs At a Glance Contract Report for 320285/0001 - September 2017

Name or company name	MR GS SANDHU
Contract type name	GDS Contract
Purpose of contract	General
Contract start date	01/04/2006
Contract end date	

17/18 Contracted general activity (UDA)	25,689
Carry forward general activity (UDA)	733
17/18 Contracted orthodontic activity (UOA)	0
Carry forward orthodontic activity (UOA)	0
Baseline contract value	£801,980.38

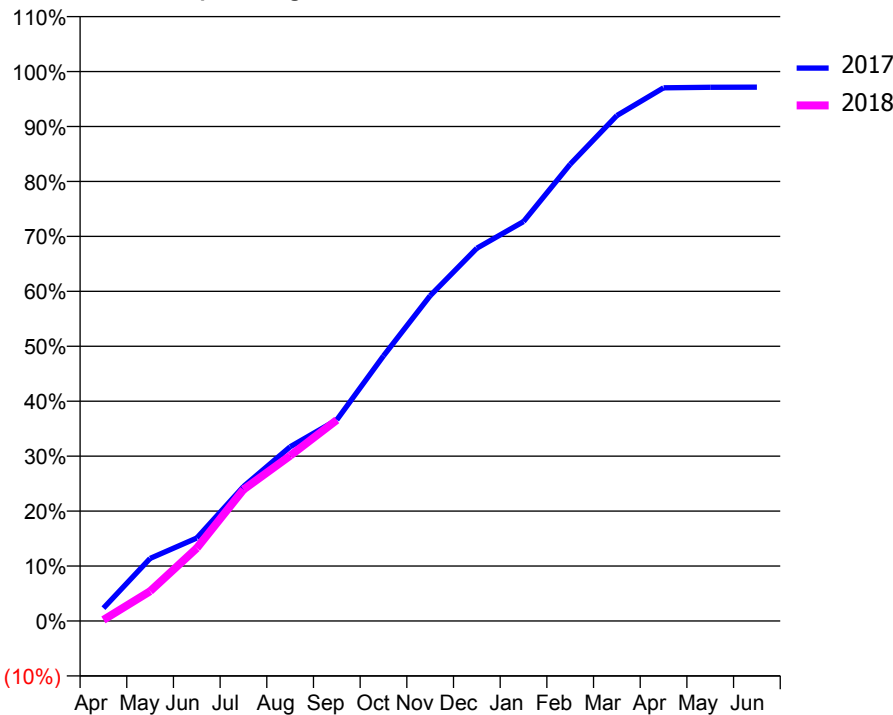
ACCESS*

Patients seen in 24 months	Total	Change since previous quarter
Quarter ending September 2016	7,511	
Quarter ending December 2016	7,496	→
Quarter ending March 2017	7,462	→
Quarter ending June 2017	7,436	→
Quarter ending September 2017	7,273	↓
Variance since September 2016	(3.2%)	↓



ACTIVITY

Cumulative percentage of contracted UDA delivered 2017 & 2018



Month	Adjusted Scheduled Activity (UDA)	
	2017	2018
April	599	50
May	2,926	1,392
June	3,880	3,410
July	6,285	6,141
August	8,142	7,725
September	9,404	9,396
October	12,398	
November	15,210	
December	17,429	
January	18,671	
February	21,357	
March	23,628	
April	24,925	
May	24,949	
June	24,956	

QUALITY

	Quantity	Base Number	Contract	AT	Region	England
% of FP17s for the same patient ID Re-attending within 3 months - Children	63	1,051	6.0%	9.3%	11.4%	11.9%
% of FP17s for the same patient ID Re-attending within 3 months - Adults	545	3,374	16.2%	15.0%	15.7%	15.9%
% of FP17s for the same patient ID Re-attending between 3 & 9 months - Children	452	1,051	43.0%	59.5%	60.6%	58.1%
% of FP17s for the same patient ID Re-attending between 3 & 9 months - Adults	1,608	3,374	47.7%	51.2%	52.0%	50.6%
% of FP17s for Band 1 Urgent Courses	470	3,951	11.9%	9.6%	9.6%	9.1%
% of FP17s Relating to Free Repair or Replacements	25	3,951	0.6%	0.6%	0.7%	0.8%
% of FP17s Relating to Continuations	59	3,951	1.5%	0.9%	1.0%	1.1%
% of Patients satisfied with the dentistry they have received	28	28	100.0%	90.4%	91.6%	91.4%
% of Patients satisfied with the time they had to wait for an appointment	21	28	75.0%	87.3%	87.9%	87.7%

* This is based on patients treated on this contract for their most recent course of treatment. Figures in italics indicate the base number of FP17s or Patient Questionnaire responses are less than 100. N/A is shown where the base number of responses is less than 10 during the period. % is calculated as Quantity/Base number*100

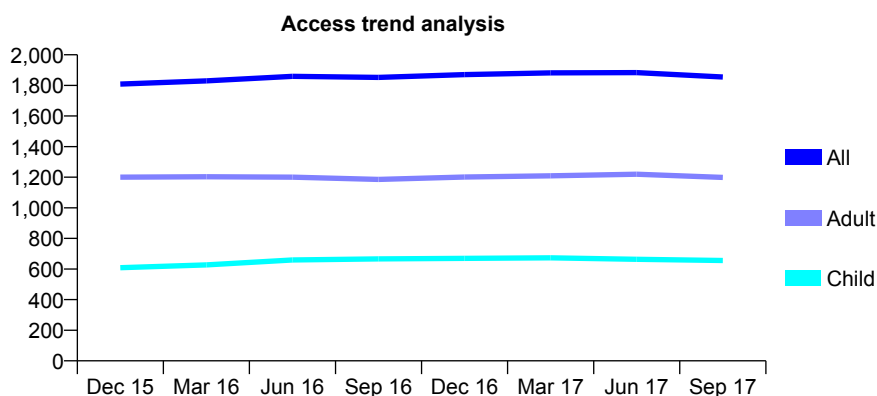
Q68 - Vital Signs At a Glance Contract Report for 320315/0002 - September 2017

Name or company name	MR JS KETTLE
Contract type name	GDS Contract
Purpose of contract	General
Contract start date	01/11/2007
Contract end date	

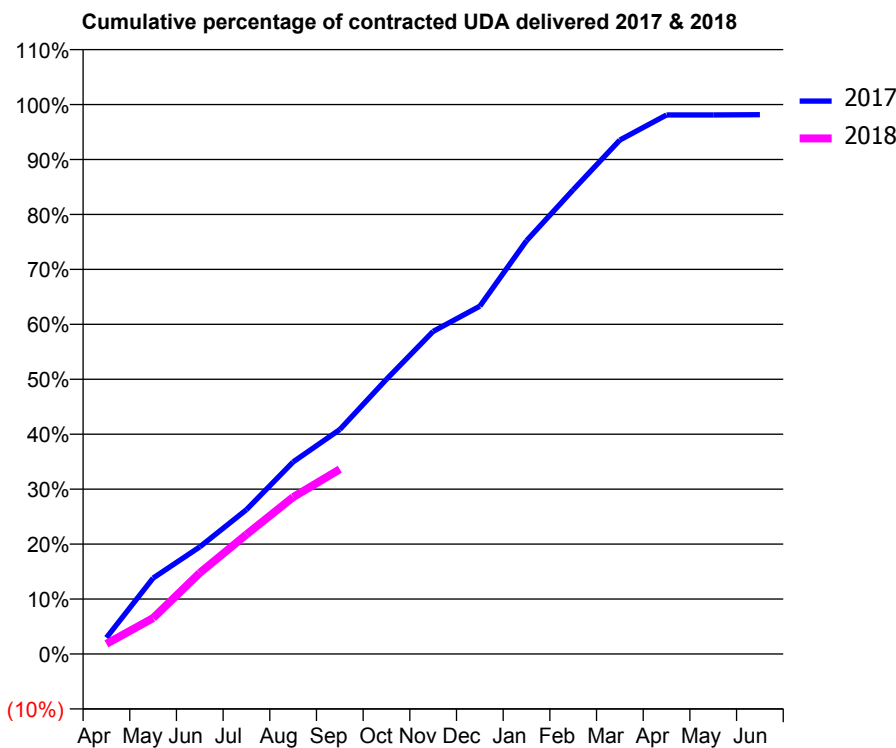
17/18 Contracted general activity (UDA)	2,400
Carry forward general activity (UDA)	44
17/18 Contracted orthodontic activity (UOA)	0
Carry forward orthodontic activity (UOA)	0
Baseline contract value	£53,753.85

ACCESS*

Patients seen in 24 months	Total	Change since previous quarter
Quarter ending September 2016	1,852	
Quarter ending December 2016	1,871	→
Quarter ending March 2017	1,882	→
Quarter ending June 2017	1,884	→
Quarter ending September 2017	1,855	↓
Variance since September 2016	0.2%	→



ACTIVITY



Month	Adjusted Scheduled Activity (UDA)	
	2017	2018
April	71	44
May	332	157
June	468	355
July	631	522
August	839	685
September	980	807
October	1,200	
November	1,409	
December	1,519	
January	1,805	
February	2,028	
March	2,245	
April	2,354	
May	2,354	
June	2,355	

QUALITY

	Quantity	Base Number	Contract	AT	Region	England
% of FP17s for the same patient ID Re-attending within 3 months - Children	27	485	5.6%	9.3%	11.4%	11.9%
% of FP17s for the same patient ID Re-attending within 3 months - Adults	111	750	14.8%	15.0%	15.7%	15.9%
% of FP17s for the same patient ID Re-attending between 3 & 9 months - Children	322	485	66.4%	59.5%	60.6%	58.1%
% of FP17s for the same patient ID Re-attending between 3 & 9 months - Adults	438	750	58.4%	51.2%	52.0%	50.6%
% of FP17s for Band 1 Urgent Courses	51	603	8.5%	9.6%	9.6%	9.1%
% of FP17s Relating to Free Repair or Replacements	1	603	0.2%	0.6%	0.7%	0.8%
% of FP17s Relating to Continuations	14	603	2.3%	0.9%	1.0%	1.1%
% of Patients satisfied with the dentistry they have received	2	2	N/A	90.4%	91.6%	91.4%
% of Patients satisfied with the time they had to wait for an appointment	2	2	N/A	87.3%	87.9%	87.7%

* This is based on patients treated on this contract for their most recent course of treatment. Figures in italics indicate the base number of FP17s or Patient Questionnaire responses are less than 100. N/A is shown where the base number of responses is less than 10 during the period. % is calculated as Quantity/Base number*100

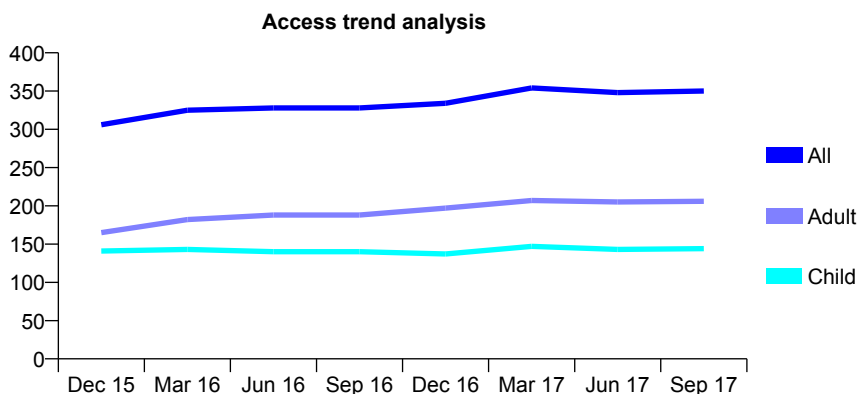
Q68 - Vital Signs At a Glance Contract Report for 320811/0001 - September 2017

Name or company name	MR AH CURTIS
Contract type name	GDS Contract
Purpose of contract	General
Contract start date	01/04/2006
Contract end date	

17/18 Contracted general activity (UDA)	604
Carry forward general activity (UDA)	1
17/18 Contracted orthodontic activity (UOA)	0
Carry forward orthodontic activity (UOA)	0
Baseline contract value	£14,947.99

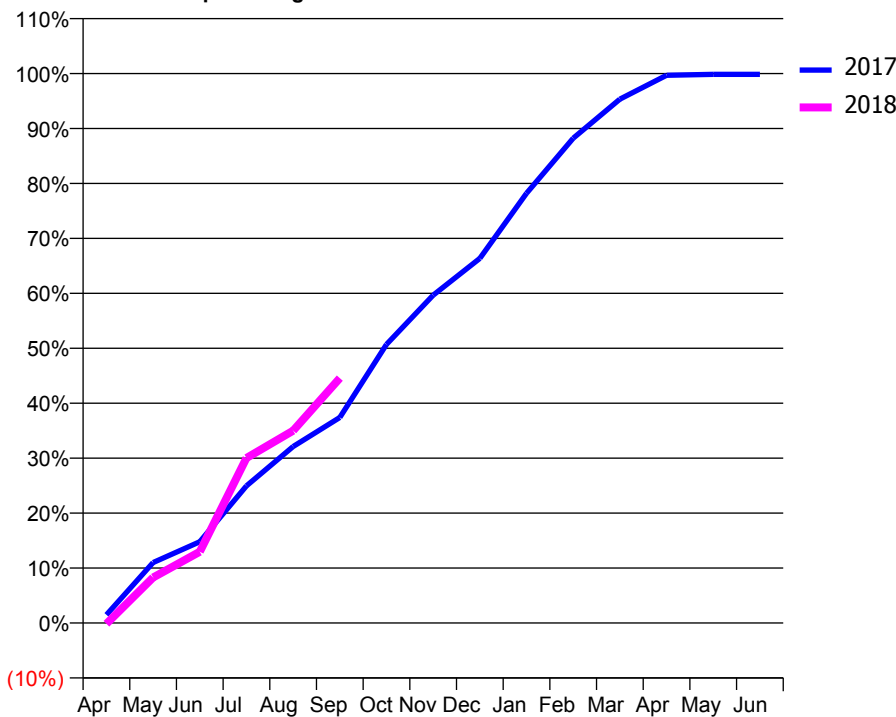
ACCESS*

Patients seen in 24 months	Total	Change since previous quarter
Quarter ending September 2016	328	
Quarter ending December 2016	334	→
Quarter ending March 2017	354	↑
Quarter ending June 2017	348	↓
Quarter ending September 2017	350	→
Variance since September 2016	6.7%	↑



ACTIVITY

Cumulative percentage of contracted UDA delivered 2017 & 2018



Month	Adjusted Scheduled Activity (UDA)	
	2017	2018
April	9	-1
May	66	50
June	89	78
July	151	181
August	194	211
September	226	269
October	306	
November	360	
December	401	
January	472	
February	533	
March	576	
April	602	
May	603	
June	603	

QUALITY

	Quantity	Base Number	Contract	AT	Region	England
% of FP17s for the same patient ID Re-attending within 3 months - Children	2	97	2.1%	9.3%	11.4%	11.9%
% of FP17s for the same patient ID Re-attending within 3 months - Adults	3	84	3.6%	15.0%	15.7%	15.9%
% of FP17s for the same patient ID Re-attending between 3 & 9 months - Children	65	97	67.0%	59.5%	60.6%	58.1%
% of FP17s for the same patient ID Re-attending between 3 & 9 months - Adults	42	84	50.0%	51.2%	52.0%	50.6%
% of FP17s for Band 1 Urgent Courses	6	160	3.8%	9.6%	9.6%	9.1%
% of FP17s Relating to Free Repair or Replacements	0	160	0.0%	0.6%	0.7%	0.8%
% of FP17s Relating to Continuations	0	160	0.0%	0.9%	1.0%	1.1%
% of Patients satisfied with the dentistry they have received	1	1	N/A	90.4%	91.6%	91.4%
% of Patients satisfied with the time they had to wait for an appointment	1	1	N/A	87.3%	87.9%	87.7%

* This is based on patients treated on this contract for their most recent course of treatment. Figures in italics indicate the base number of FP17s or Patient Questionnaire responses are less than 100. N/A is shown where the base number of responses is less than 10 during the period. % is calculated as Quantity/Base number*100

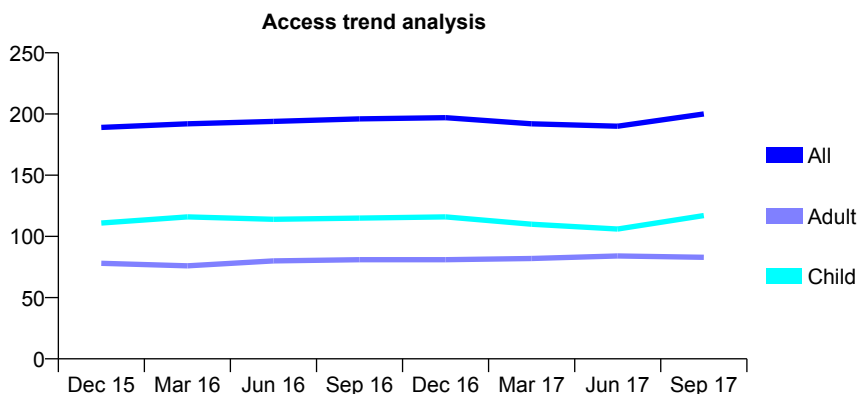
Q68 - Vital Signs At a Glance Contract Report for 322091/0001 - September 2017

Name or company name	MRS SF COOPER
Contract type name	GDS Contract
Purpose of contract	General
Contract start date	01/04/2006
Contract end date	

17/18 Contracted general activity (UDA)	664
Carry forward general activity (UDA)	0
17/18 Contracted orthodontic activity (UOA)	0
Carry forward orthodontic activity (UOA)	0
Baseline contract value	£15,661.02

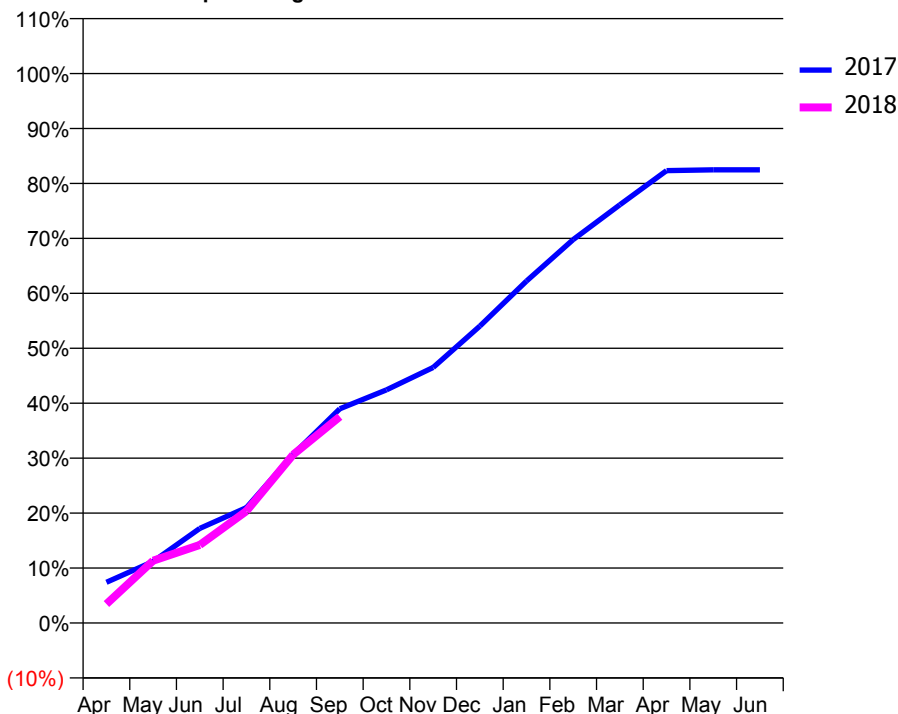
ACCESS*

Patients seen in 24 months	Total	Change since previous quarter
Quarter ending September 2016	196	
Quarter ending December 2016	197	→
Quarter ending March 2017	192	↓
Quarter ending June 2017	190	↓
Quarter ending September 2017	200	↑
Variance since September 2016	2.0%	↑



ACTIVITY

Cumulative percentage of contracted UDA delivered 2017 & 2018



Month	Adjusted Scheduled Activity (UDA)	
	2017	2018
April	49	23
May	74	75
June	114	94
July	139	135
August	204	203
September	259	249
October	282	
November	309	
December	359	
January	413	
February	463	
March	505	
April	547	
May	548	
June	548	

QUALITY

	Quantity	Base Number	Contract	AT	Region	England
% of FP17s for the same patient ID Re-attending within 3 months - Children	5	101	5.0%	9.3%	11.4%	11.9%
% of FP17s for the same patient ID Re-attending within 3 months - Adults	8	50	16.0%	15.0%	15.7%	15.9%
% of FP17s for the same patient ID Re-attending between 3 & 9 months - Children	56	101	55.4%	59.5%	60.6%	58.1%
% of FP17s for the same patient ID Re-attending between 3 & 9 months - Adults	26	50	52.0%	51.2%	52.0%	50.6%
% of FP17s for Band 1 Urgent Courses	7	131	5.3%	9.6%	9.6%	9.1%
% of FP17s Relating to Free Repair or Replacements	0	131	0.0%	0.6%	0.7%	0.8%
% of FP17s Relating to Continuations	0	131	0.0%	0.9%	1.0%	1.1%
% of Patients satisfied with the dentistry they have received	0	0	N/A	90.4%	91.6%	91.4%
% of Patients satisfied with the time they had to wait for an appointment	0	0	N/A	87.3%	87.9%	87.7%

* This is based on patients treated on this contract for their most recent course of treatment. Figures in italics indicate the base number of FP17s or Patient Questionnaire responses are less than 100. N/A is shown where the base number of responses is less than 10 during the period. % is calculated as Quantity/Base number*100

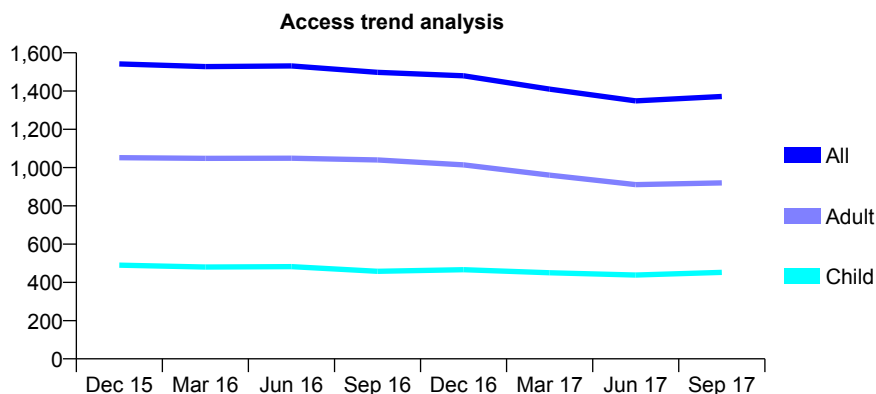
Q68 - Vital Signs At a Glance Contract Report for 324213/0001 - September 2017

Name or company name	Abraham Askari-Yagane
Contract type name	GDS Contract
Purpose of contract	General
Contract start date	01/04/2006
Contract end date	

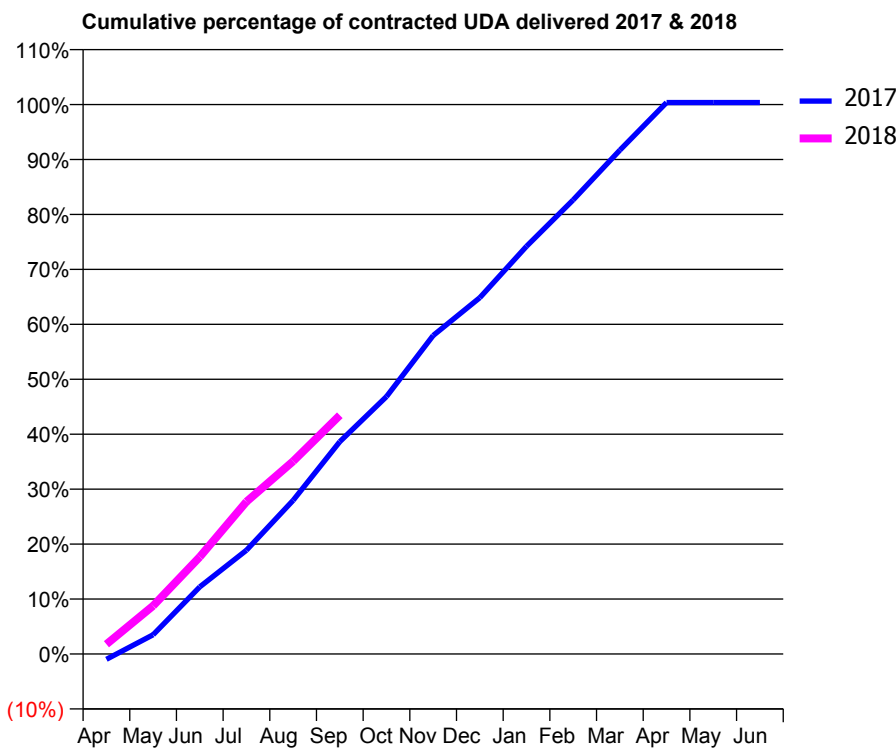
17/18 Contracted general activity (UDA)	3,561
Carry forward general activity (UDA)	-13
17/18 Contracted orthodontic activity (UOA)	0
Carry forward orthodontic activity (UOA)	0
Baseline contract value	£86,765.36

ACCESS*

Patients seen in 24 months	Total	Change since previous quarter
Quarter ending September 2016	1,498	
Quarter ending December 2016	1,480	↓
Quarter ending March 2017	1,410	↓
Quarter ending June 2017	1,349	↓
Quarter ending September 2017	1,372	→
Variance since September 2016	(8.4%)	↓



ACTIVITY



Month	Adjusted Scheduled Activity (UDA)	
	2017	2018
April	-35	63
May	125	312
June	435	630
July	673	987
August	996	1,249
September	1,376	1,547
October	1,669	
November	2,064	
December	2,310	
January	2,642	
February	2,943	
March	3,265	
April	3,573	
May	3,573	
June	3,573	

QUALITY

	Quantity	Base Number	Contract	AT	Region	England
% of FP17s for the same patient ID Re-attending within 3 months - Children	10	319	3.1%	9.3%	11.4%	11.9%
% of FP17s for the same patient ID Re-attending within 3 months - Adults	40	532	7.5%	15.0%	15.7%	15.9%
% of FP17s for the same patient ID Re-attending between 3 & 9 months - Children	190	319	59.6%	59.5%	60.6%	58.1%
% of FP17s for the same patient ID Re-attending between 3 & 9 months - Adults	319	532	60.0%	51.2%	52.0%	50.6%
% of FP17s for Band 1 Urgent Courses	36	702	5.1%	9.6%	9.6%	9.1%
% of FP17s Relating to Free Repair or Replacements	0	702	0.0%	0.6%	0.7%	0.8%
% of FP17s Relating to Continuations	0	702	0.0%	0.9%	1.0%	1.1%
% of Patients satisfied with the dentistry they have received	2	3	N/A	90.4%	91.6%	91.4%
% of Patients satisfied with the time they had to wait for an appointment	2	3	N/A	87.3%	87.9%	87.7%

* This is based on patients treated on this contract for their most recent course of treatment. Figures in italics indicate the base number of FP17s or Patient Questionnaire responses are less than 100. N/A is shown where the base number of responses is less than 10 during the period. % is calculated as Quantity/Base number*100

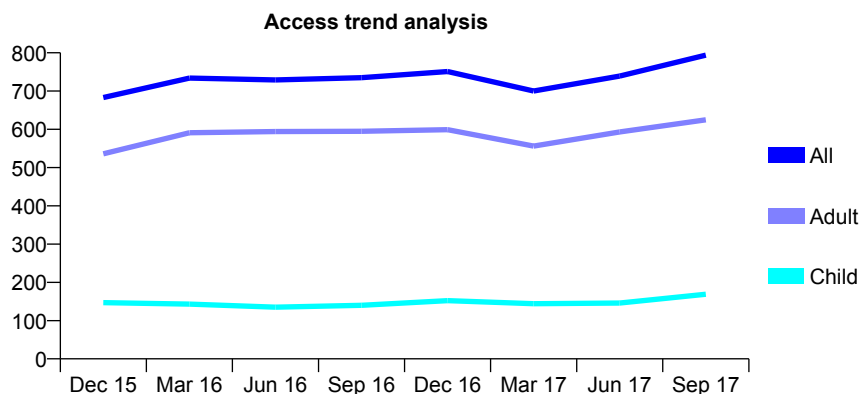
Q68 - Vital Signs At a Glance Contract Report for 324477/0001 - September 2017

Name or company name	Montpelier Dental Care
Contract type name	GDS Contract
Purpose of contract	General
Contract start date	01/04/2006
Contract end date	

17/18 Contracted general activity (UDA)	2,925
Carry forward general activity (UDA)	115
17/18 Contracted orthodontic activity (UOA)	0
Carry forward orthodontic activity (UOA)	0
Baseline contract value	£94,310.90

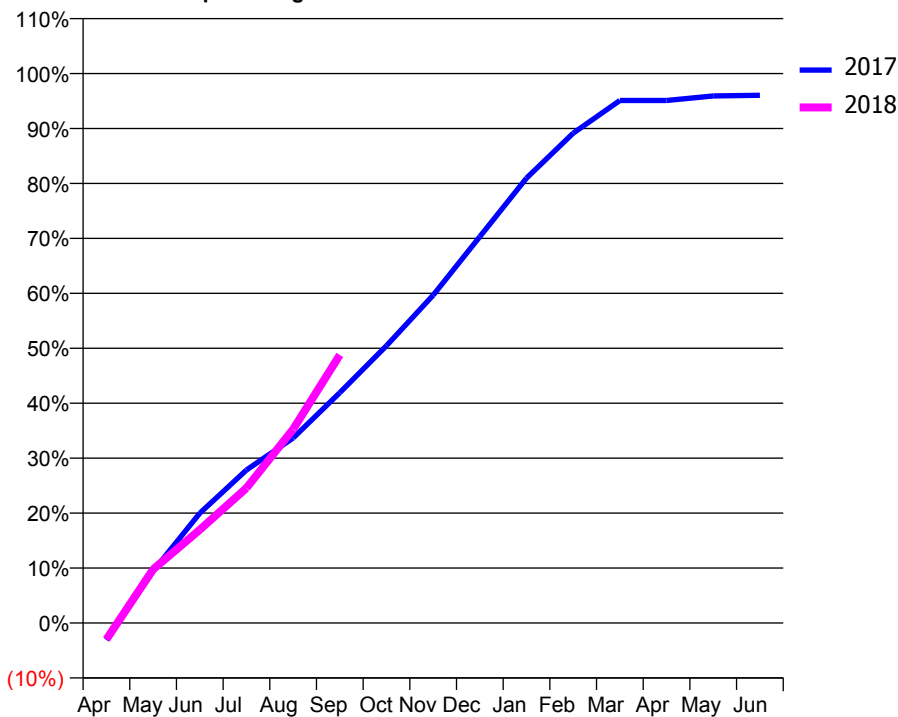
ACCESS*

Patients seen in 24 months	Total	Change since previous quarter
Quarter ending September 2016	735	
Quarter ending December 2016	751	↑
Quarter ending March 2017	700	↓
Quarter ending June 2017	739	↑
Quarter ending September 2017	794	↑
Variance since September 2016	8.0%	↑



ACTIVITY

Cumulative percentage of contracted UDA delivered 2017 & 2018



Adjusted Scheduled Activity (UDA)

Month	2017	2018
April	-91	-87
May	276	285
June	584	496
July	815	719
August	985	1,032
September	1,226	1,427
October	1,476	
November	1,745	
December	2,057	
January	2,368	
February	2,608	
March	2,781	
April	2,781	
May	2,805	
June	2,809	

QUALITY

	Quantity	Base Number	Contract	AT	Region	England
% of FP17s for the same patient ID Re-attending within 3 months - Children	5	109	4.6%	9.3%	11.4%	11.9%
% of FP17s for the same patient ID Re-attending within 3 months - Adults	80	502	15.9%	15.0%	15.7%	15.9%
% of FP17s for the same patient ID Re-attending between 3 & 9 months - Children	27	109	24.8%	59.5%	60.6%	58.1%
% of FP17s for the same patient ID Re-attending between 3 & 9 months - Adults	124	502	24.7%	51.2%	52.0%	50.6%
% of FP17s for Band 1 Urgent Courses	107	597	17.9%	9.6%	9.6%	9.1%
% of FP17s Relating to Free Repair or Replacements	4	597	0.7%	0.6%	0.7%	0.8%
% of FP17s Relating to Continuations	9	597	1.5%	0.9%	1.0%	1.1%
% of Patients satisfied with the dentistry they have received	3	3	N/A	90.4%	91.6%	91.4%
% of Patients satisfied with the time they had to wait for an appointment	3	3	N/A	87.3%	87.9%	87.7%

* This is based on patients treated on this contract for their most recent course of treatment. Figures in italics indicate the base number of FP17s or Patient Questionnaire responses are less than 100. N/A is shown where the base number of responses is less than 10 during the period. % is calculated as Quantity/Base number*100

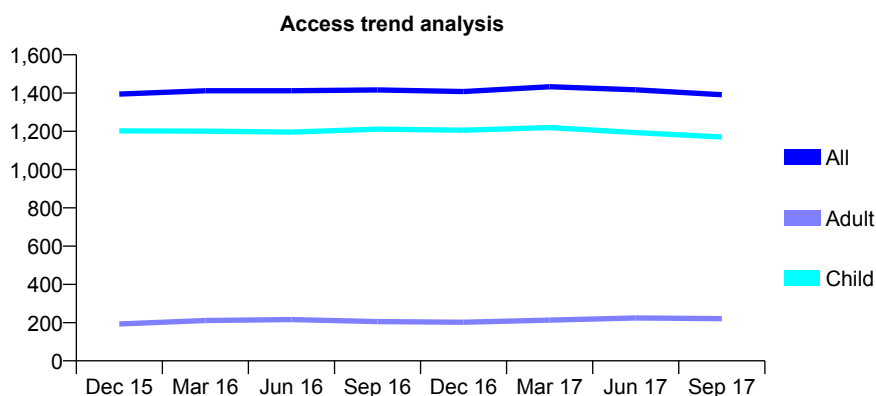
Q68 - Vital Signs At a Glance Contract Report for 324655/0001 - September 2017

Name or company name	MRS SC TAYLOR
Contract type name	GDS Contract
Purpose of contract	General
Contract start date	01/04/2006
Contract end date	

17/18 Contracted general activity (UDA)	2,221
Carry forward general activity (UDA)	-45
17/18 Contracted orthodontic activity (UOA)	0
Carry forward orthodontic activity (UOA)	0
Baseline contract value	£53,781.05

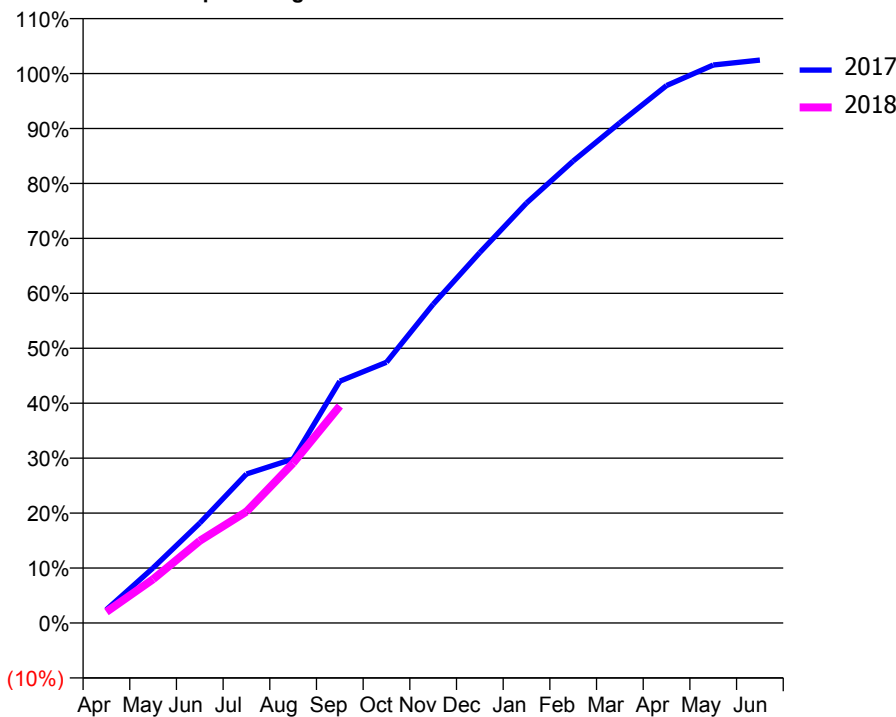
ACCESS*

Patients seen in 24 months	Total	Change since previous quarter
Quarter ending September 2016	1,416	
Quarter ending December 2016	1,408	→
Quarter ending March 2017	1,433	→
Quarter ending June 2017	1,417	↓
Quarter ending September 2017	1,391	↓
Variance since September 2016	(1.8%)	↓



ACTIVITY

Cumulative percentage of contracted UDA delivered 2017 & 2018



Month	Adjusted Scheduled Activity (UDA)	
	2017	2018
April	54	45
May	223	177
June	404	332
July	602	450
August	663	647
September	977	877
October	1,054	
November	1,288	
December	1,498	
January	1,697	
February	1,867	
March	2,022	
April	2,172	
May	2,255	
June	2,275	

QUALITY

	Quantity	Base Number	Contract	AT	Region	England
% of FP17s for the same patient ID Re-attending within 3 months - Children	47	813	5.8%	9.3%	11.4%	11.9%
% of FP17s for the same patient ID Re-attending within 3 months - Adults	3	41	7.3%	15.0%	15.7%	15.9%
% of FP17s for the same patient ID Re-attending between 3 & 9 months - Children	487	813	59.9%	59.5%	60.6%	58.1%
% of FP17s for the same patient ID Re-attending between 3 & 9 months - Adults	21	41	51.2%	51.2%	52.0%	50.6%
% of FP17s for Band 1 Urgent Courses	22	654	3.4%	9.6%	9.6%	9.1%
% of FP17s Relating to Free Repair or Replacements	0	654	0.0%	0.6%	0.7%	0.8%
% of FP17s Relating to Continuations	0	654	0.0%	0.9%	1.0%	1.1%
% of Patients satisfied with the dentistry they have received	0	0	N/A	90.4%	91.6%	91.4%
% of Patients satisfied with the time they had to wait for an appointment	0	0	N/A	87.3%	87.9%	87.7%

* This is based on patients treated on this contract for their most recent course of treatment. Figures in italics indicate the base number of FP17s or Patient Questionnaire responses are less than 100. N/A is shown where the base number of responses is less than 10 during the period. % is calculated as Quantity/Base number*100

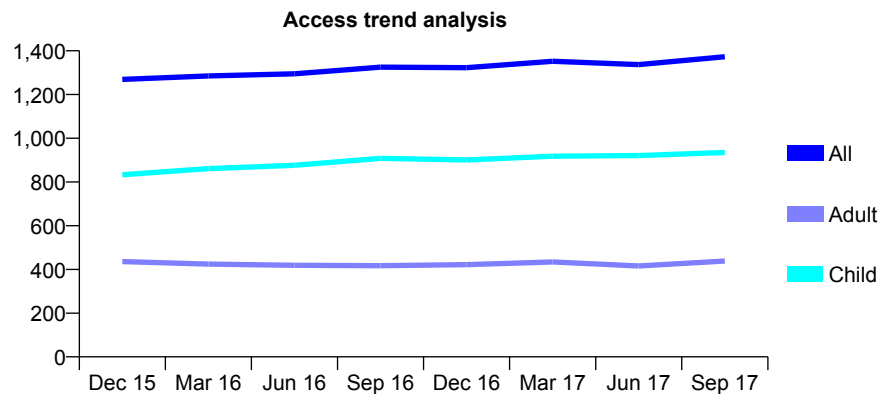
Q68 - Vital Signs At a Glance Contract Report for 325422/0001 - September 2017

Name or company name	MR AM HOPKINS
Contract type name	GDS Contract
Purpose of contract	General
Contract start date	01/04/2006
Contract end date	

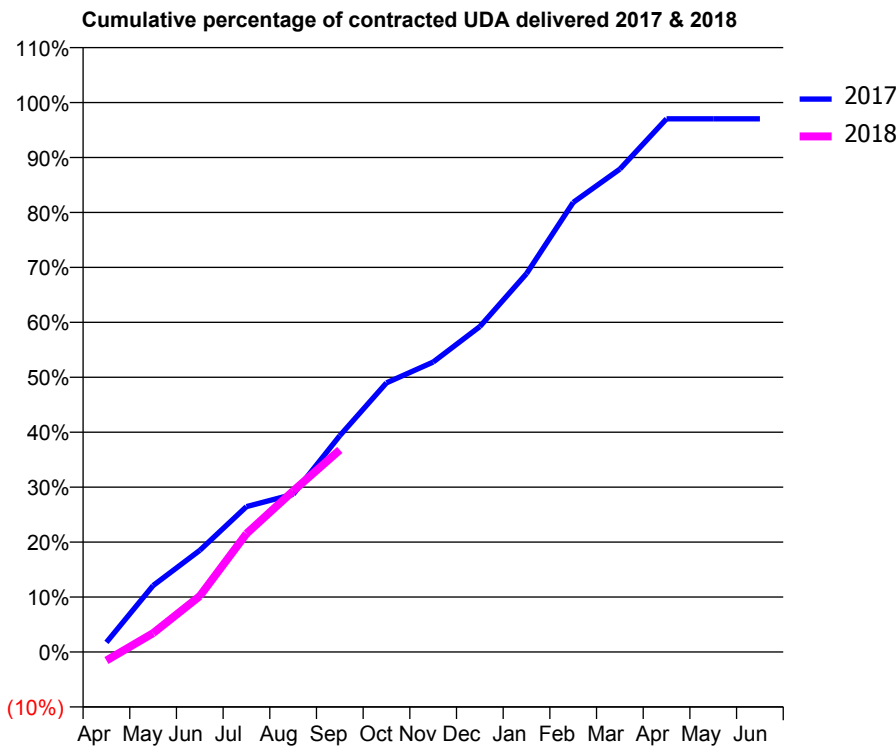
17/18 Contracted general activity (UDA)	3,200
Carry forward general activity (UDA)	94
17/18 Contracted orthodontic activity (UOA)	0
Carry forward orthodontic activity (UOA)	0
Baseline contract value	£89,443.43

ACCESS*

Patients seen in 24 months	Total	Change since previous quarter
Quarter ending September 2016	1,325	
Quarter ending December 2016	1,323	→
Quarter ending March 2017	1,352	↑
Quarter ending June 2017	1,337	↓
Quarter ending September 2017	1,373	↑
Variance since September 2016	3.6%	↑



ACTIVITY



Month	Adjusted Scheduled Activity (UDA)	
	2017	2018
April	56	-50
May	387	110
June	592	325
July	847	689
August	918	938
September	1,260	1,177
October	1,568	
November	1,689	
December	1,895	
January	2,204	
February	2,618	
March	2,812	
April	3,105	
May	3,105	
June	3,105	

QUALITY

	Quantity	Base Number	Contract	AT	Region	England
% of FP17s for the same patient ID Re-attending within 3 months - Children	56	781	7.2%	9.3%	11.4%	11.9%
% of FP17s for the same patient ID Re-attending within 3 months - Adults	35	225	15.6%	15.0%	15.7%	15.9%
% of FP17s for the same patient ID Re-attending between 3 & 9 months - Children	499	781	63.9%	59.5%	60.6%	58.1%
% of FP17s for the same patient ID Re-attending between 3 & 9 months - Adults	82	225	36.4%	51.2%	52.0%	50.6%
% of FP17s for Band 1 Urgent Courses	86	848	10.1%	9.6%	9.6%	9.1%
% of FP17s Relating to Free Repair or Replacements	11	848	1.3%	0.6%	0.7%	0.8%
% of FP17s Relating to Continuations	0	848	0.0%	0.9%	1.0%	1.1%
% of Patients satisfied with the dentistry they have received	2	2	N/A	90.4%	91.6%	91.4%
% of Patients satisfied with the time they had to wait for an appointment	2	2	N/A	87.3%	87.9%	87.7%

* This is based on patients treated on this contract for their most recent course of treatment. Figures in italics indicate the base number of FP17s or Patient Questionnaire responses are less than 100. N/A is shown where the base number of responses is less than 10 during the period. % is calculated as Quantity/Base number*100

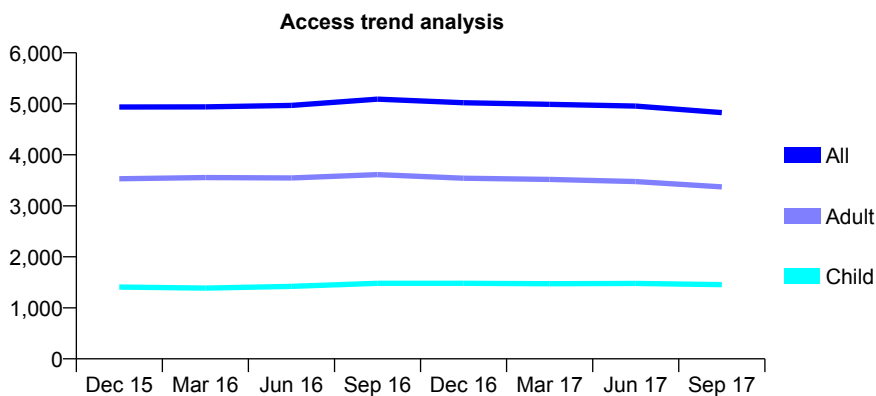
Q68 - Vital Signs At a Glance Contract Report for 325902/0001 - September 2017

Name or company name	MR AS GOUGH
Contract type name	GDS Contract
Purpose of contract	General
Contract start date	01/04/2006
Contract end date	

17/18 Contracted general activity (UDA)	15,612
Carry forward general activity (UDA)	239
17/18 Contracted orthodontic activity (UOA)	0
Carry forward orthodontic activity (UOA)	0
Baseline contract value	£374,526.35

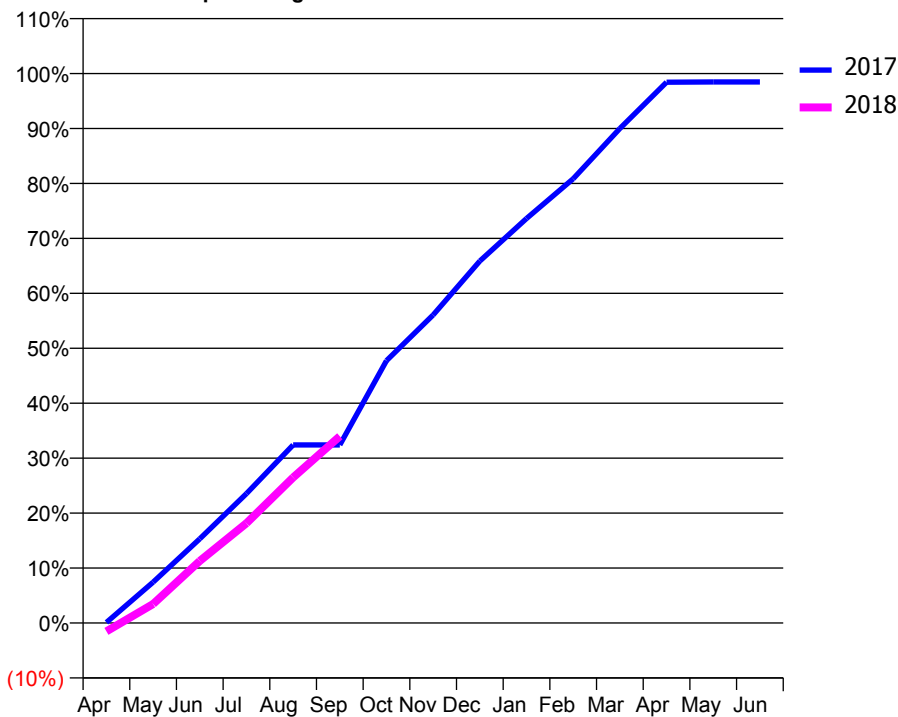
ACCESS*

Patients seen in 24 months	Total	Change since previous quarter
Quarter ending September 2016	5,092	
Quarter ending December 2016	5,021	↓
Quarter ending March 2017	4,990	→
Quarter ending June 2017	4,955	→
Quarter ending September 2017	4,827	↓
Variance since September 2016	(5.2%)	↓



ACTIVITY

Cumulative percentage of contracted UDA delivered 2017 & 2018



Month	Adjusted Scheduled Activity (UDA)	
	2017	2018
April	16	-239
May	1,161	538
June	2,393	1,763
July	3,676	2,836
August	5,061	4,135
September	5,061	5,306
October	7,455	
November	8,754	
December	10,284	
January	11,492	
February	12,622	
March	14,050	
April	15,365	
May	15,372	
June	15,373	

QUALITY

	Quantity	Base Number	Contract	AT	Region	England
% of FP17s for the same patient ID Re-attending within 3 months - Children	97	1,170	8.3%	9.3%	11.4%	11.9%
% of FP17s for the same patient ID Re-attending within 3 months - Adults	338	2,433	13.9%	15.0%	15.7%	15.9%
% of FP17s for the same patient ID Re-attending between 3 & 9 months - Children	714	1,170	61.0%	59.5%	60.6%	58.1%
% of FP17s for the same patient ID Re-attending between 3 & 9 months - Adults	1,415	2,433	58.2%	51.2%	52.0%	50.6%
% of FP17s for Band 1 Urgent Courses	221	2,999	7.4%	9.6%	9.6%	9.1%
% of FP17s Relating to Free Repair or Replacements	46	2,999	1.5%	0.6%	0.7%	0.8%
% of FP17s Relating to Continuations	1	2,999	0.0%	0.9%	1.0%	1.1%
% of Patients satisfied with the dentistry they have received	2	2	N/A	90.4%	91.6%	91.4%
% of Patients satisfied with the time they had to wait for an appointment	2	2	N/A	87.3%	87.9%	87.7%

* This is based on patients treated on this contract for their most recent course of treatment. Figures in italics indicate the base number of FP17s or Patient Questionnaire responses are less than 100. N/A is shown where the base number of responses is less than 10 during the period. % is calculated as Quantity/Base number*100

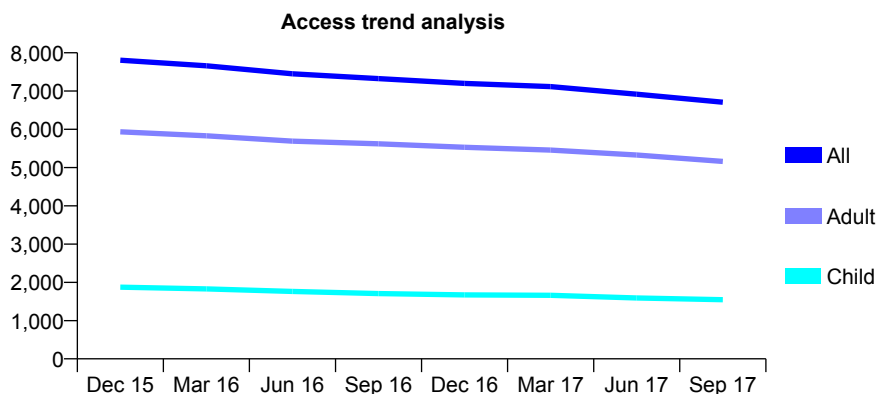
Q68 - Vital Signs At a Glance Contract Report for 325902/0002 - September 2017

Name or company name	MR AS GOUGH
Contract type name	GDS Contract
Purpose of contract	General
Contract start date	01/04/2006
Contract end date	

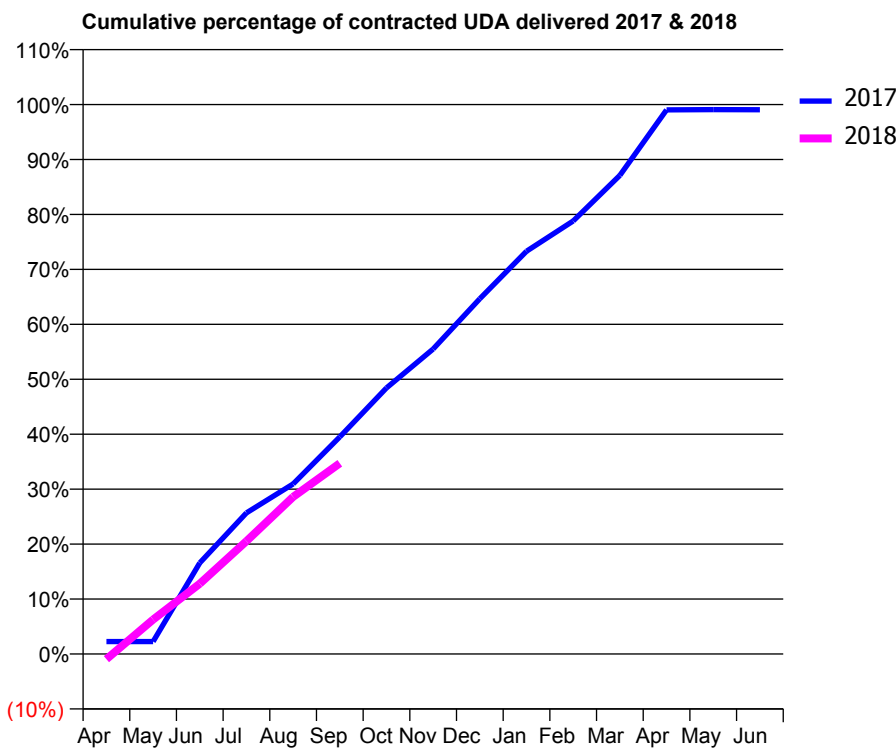
17/18 Contracted general activity (UDA)	23,284
Carry forward general activity (UDA)	222
17/18 Contracted orthodontic activity (UOA)	0
Carry forward orthodontic activity (UOA)	0
Baseline contract value	£602,483.62

ACCESS*

Patients seen in 24 months	Total	Change since previous quarter
Quarter ending September 2016	7,325	
Quarter ending December 2016	7,201	↓
Quarter ending March 2017	7,118	↓
Quarter ending June 2017	6,919	↓
Quarter ending September 2017	6,707	↓
Variance since September 2016	(8.4%)	↓



ACTIVITY



Month	Adjusted Scheduled Activity (UDA)	
	2017	2018
April	530	-222
May	530	1,460
June	3,861	2,981
July	5,981	4,780
August	7,209	6,659
September	9,199	8,085
October	11,275	
November	12,925	
December	15,057	
January	17,065	
February	18,351	
March	20,280	
April	23,057	
May	23,066	
June	23,062	

QUALITY

	Quantity	Base Number	Contract	AT	Region	England
% of FP17s for the same patient ID Re-attending within 3 months - Children	83	1,245	6.7%	9.3%	11.4%	11.9%
% of FP17s for the same patient ID Re-attending within 3 months - Adults	597	3,896	15.3%	15.0%	15.7%	15.9%
% of FP17s for the same patient ID Re-attending between 3 & 9 months - Children	735	1,245	59.0%	59.5%	60.6%	58.1%
% of FP17s for the same patient ID Re-attending between 3 & 9 months - Adults	2,282	3,896	58.6%	51.2%	52.0%	50.6%
% of FP17s for Band 1 Urgent Courses	460	4,031	11.4%	9.6%	9.6%	9.1%
% of FP17s Relating to Free Repair or Replacements	53	4,031	1.3%	0.6%	0.7%	0.8%
% of FP17s Relating to Continuations	5	4,031	0.1%	0.9%	1.0%	1.1%
% of Patients satisfied with the dentistry they have received	11	11	100.0%	90.4%	91.6%	91.4%
% of Patients satisfied with the time they had to wait for an appointment	9	11	81.8%	87.3%	87.9%	87.7%

* This is based on patients treated on this contract for their most recent course of treatment. Figures in italics indicate the base number of FP17s or Patient Questionnaire responses are less than 100. N/A is shown where the base number of responses is less than 10 during the period. % is calculated as Quantity/Base number*100

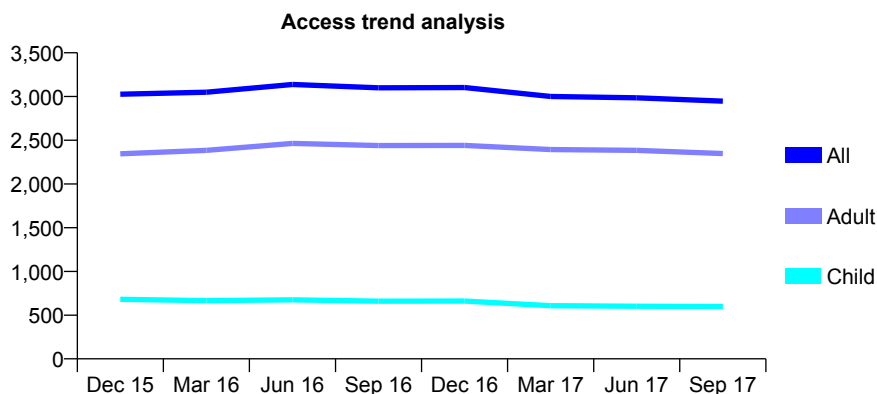
Q68 - Vital Signs At a Glance Contract Report for 326011/0001 - September 2017

Name or company name	MR DM MANSFIELD
Contract type name	GDS Contract
Purpose of contract	General
Contract start date	01/04/2006
Contract end date	

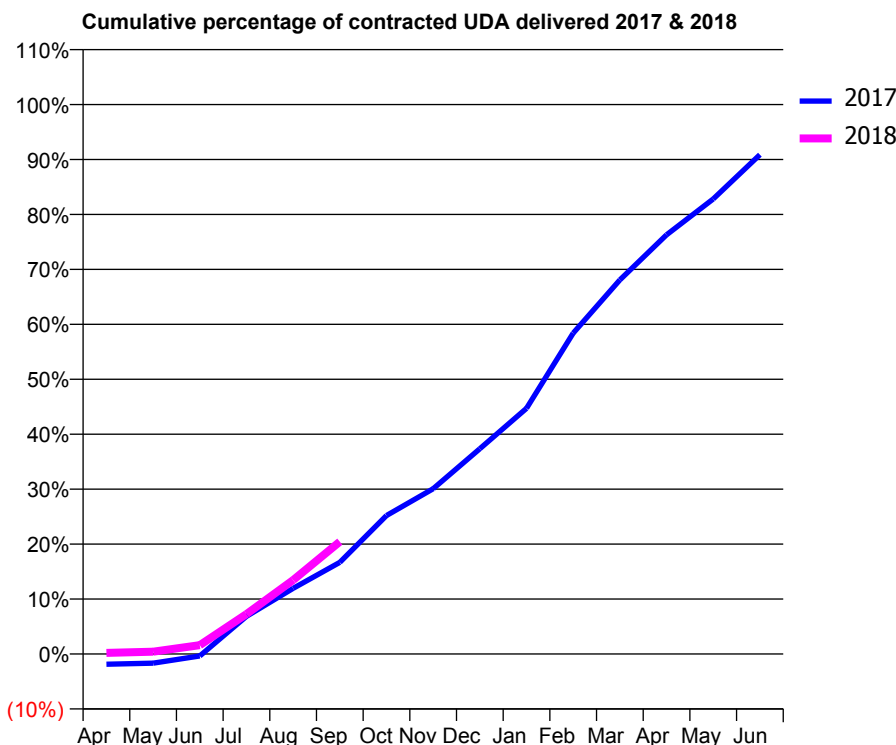
17/18 Contracted general activity (UDA)	10,300
Carry forward general activity (UDA)	0
17/18 Contracted orthodontic activity (UOA)	0
Carry forward orthodontic activity (UOA)	0
Baseline contract value	£235,116.95

ACCESS*

Patients seen in 24 months	Total	Change since previous quarter
Quarter ending September 2016	3,100	
Quarter ending December 2016	3,102	→
Quarter ending March 2017	3,001	↓
Quarter ending June 2017	2,986	→
Quarter ending September 2017	2,947	↓
Variance since September 2016	(4.9%)	↓



ACTIVITY



Month	Adjusted Scheduled Activity (UDA)	
	2017	2018
April	-193	21
May	-175	44
June	-39	167
July	707	748
August	1,232	1,386
September	1,718	2,105
October	2,595	
November	3,099	
December	3,849	
January	4,606	
February	6,014	
March	7,013	
April	7,858	
May	8,529	
June	9,360	

QUALITY

	Quantity	Base Number	Contract	AT	Region	England
% of FP17s for the same patient ID Re-attending within 3 months - Children	16	367	4.4%	9.3%	11.4%	11.9%
% of FP17s for the same patient ID Re-attending within 3 months - Adults	271	1,446	18.7%	15.0%	15.7%	15.9%
% of FP17s for the same patient ID Re-attending between 3 & 9 months - Children	183	367	49.9%	59.5%	60.6%	58.1%
% of FP17s for the same patient ID Re-attending between 3 & 9 months - Adults	725	1,446	50.1%	51.2%	52.0%	50.6%
% of FP17s for Band 1 Urgent Courses	54	873	6.2%	9.6%	9.6%	9.1%
% of FP17s Relating to Free Repair or Replacements	32	873	3.7%	0.6%	0.7%	0.8%
% of FP17s Relating to Continuations	22	873	2.5%	0.9%	1.0%	1.1%
% of Patients satisfied with the dentistry they have received	7	7	N/A	90.4%	91.6%	91.4%
% of Patients satisfied with the time they had to wait for an appointment	6	7	N/A	87.3%	87.9%	87.7%

* This is based on patients treated on this contract for their most recent course of treatment. Figures in italics indicate the base number of FP17s or Patient Questionnaire responses are less than 100. N/A is shown where the base number of responses is less than 10 during the period. % is calculated as Quantity/Base number*100

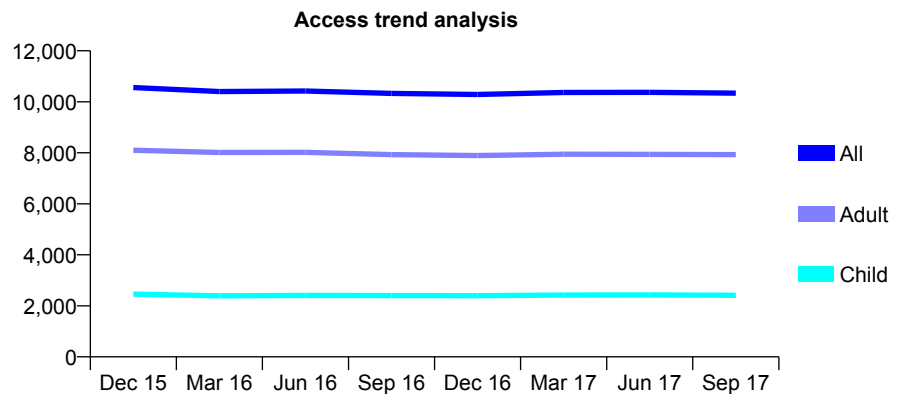
Q68 - Vital Signs At a Glance Contract Report for 331279/0002 - September 2017

Name or company name	Battle Road Dental Practice
Contract type name	GDS Contract
Purpose of contract	General
Contract start date	01/04/2008
Contract end date	

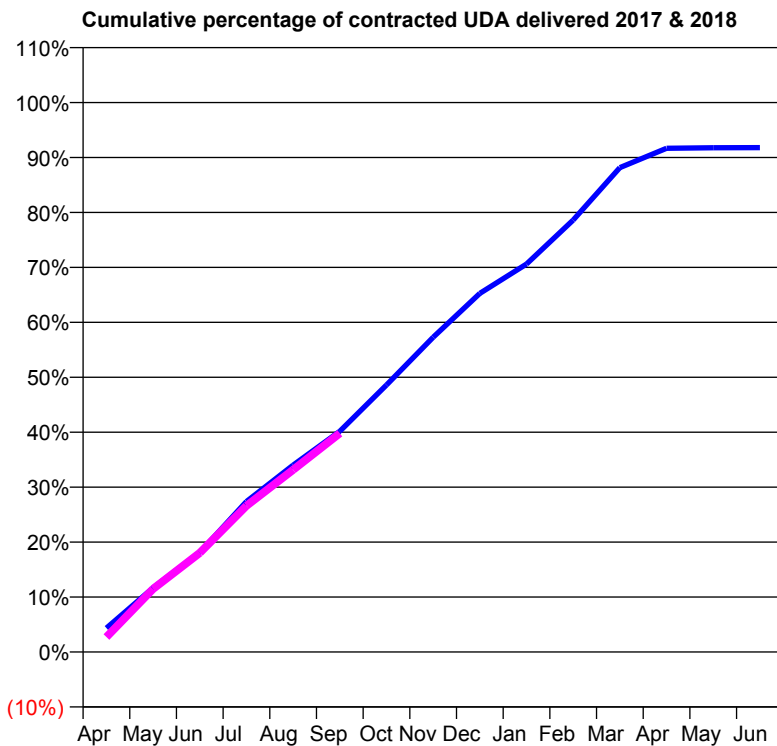
17/18 Contracted general activity (UDA)	30,290
Carry forward general activity (UDA)	0
17/18 Contracted orthodontic activity (UOA)	0
Carry forward orthodontic activity (UOA)	0
Baseline contract value	£814,727.62

ACCESS*

Patients seen in 24 months	Total	Change since previous quarter
Quarter ending September 2016	10,327	
Quarter ending December 2016	10,290	→
Quarter ending March 2017	10,367	→
Quarter ending June 2017	10,370	→
Quarter ending September 2017	10,340	→
Variance since September 2016	0.1%	→



ACTIVITY



Month	Adjusted Scheduled Activity (UDA)	
	2017	2018
April	1,320	828
May	3,541	3,478
June	5,497	5,464
July	8,294	8,063
August	10,302	10,042
September	12,172	12,055
October	14,721	
November	17,354	
December	19,766	
January	21,385	
February	23,811	
March	26,697	
April	27,767	
May	27,793	
June	27,801	

QUALITY

	Quantity	Base Number	Contract	AT	Region	England
% of FP17s for the same patient ID Re-attending within 3 months - Children	187	1,894	9.9%	9.3%	11.4%	11.9%
% of FP17s for the same patient ID Re-attending within 3 months - Adults	1,066	5,981	17.8%	15.0%	15.7%	15.9%
% of FP17s for the same patient ID Re-attending between 3 & 9 months - Children	1,178	1,894	62.2%	59.5%	60.6%	58.1%
% of FP17s for the same patient ID Re-attending between 3 & 9 months - Adults	3,412	5,981	57.0%	51.2%	52.0%	50.6%
% of FP17s for Band 1 Urgent Courses	802	6,938	11.6%	9.6%	9.6%	9.1%
% of FP17s Relating to Free Repair or Replacements	99	6,938	1.4%	0.6%	0.7%	0.8%
% of FP17s Relating to Continuations	37	6,938	0.5%	0.9%	1.0%	1.1%
% of Patients satisfied with the dentistry they have received	21	23	91.3%	90.4%	91.6%	91.4%
% of Patients satisfied with the time they had to wait for an appointment	22	23	95.7%	87.3%	87.9%	87.7%

* This is based on patients treated on this contract for their most recent course of treatment. Figures in italics indicate the base number of FP17s or Patient Questionnaire responses are less than 100. N/A is shown where the base number of responses is less than 10 during the period. % is calculated as Quantity/Base number*100

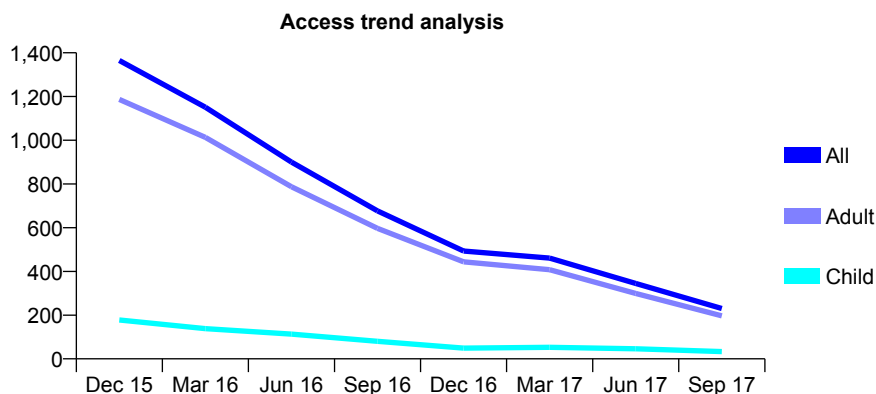
Q68 - Vital Signs At a Glance Contract Report for 331279/0005 - September 2017

Name or company name	Battle Road Dental Practice
Contract type name	GDS Contract
Purpose of contract	General
Contract start date	01/04/2012
Contract end date	

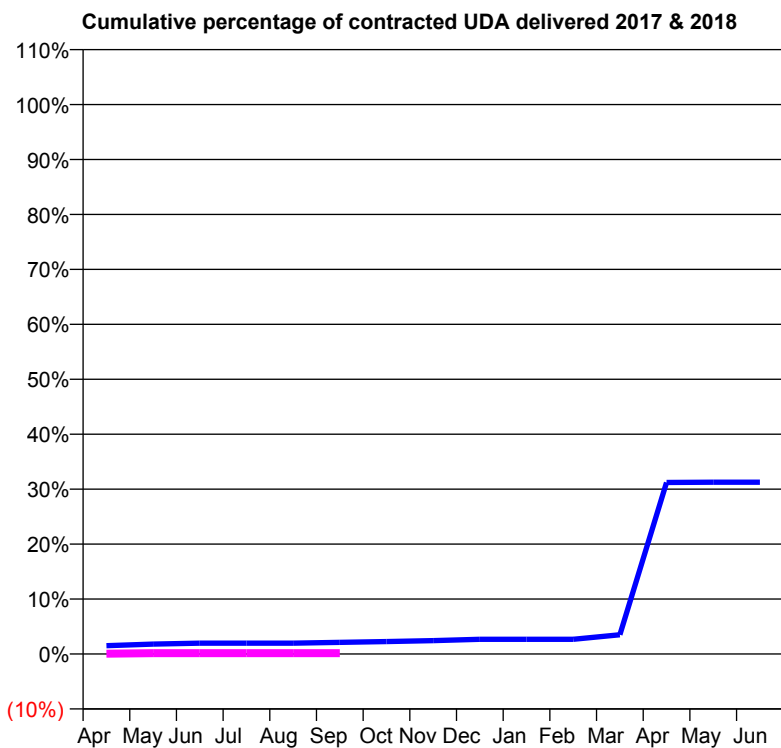
17/18 Contracted general activity (UDA)	4,939
Carry forward general activity (UDA)	0
17/18 Contracted orthodontic activity (UOA)	0
Carry forward orthodontic activity (UOA)	0
Baseline contract value	£112,934.32

ACCESS*

Patients seen in 24 months	Total	Change since previous quarter
Quarter ending September 2016	677	
Quarter ending December 2016	493	↓
Quarter ending March 2017	461	↓
Quarter ending June 2017	345	↓
Quarter ending September 2017	230	↓
Variance since September 2016	(66.0%)	↓



ACTIVITY



Month	Adjusted Scheduled Activity (UDA)	
	2017	2018
April	29	3
May	35	7
June	38	7
July	38	7
August	38	7
September	41	7
October	44	
November	47	
December	52	
January	52	
February	52	
March	68	
April	605	
May	606	
June	606	

QUALITY

	Quantity	Base Number	Contract	AT	Region	England
% of FP17s for the same patient ID Re-attending within 3 months - Children	1	47	2.1%	9.3%	11.4%	11.9%
% of FP17s for the same patient ID Re-attending within 3 months - Adults	4	195	2.1%	15.0%	15.7%	15.9%
% of FP17s for the same patient ID Re-attending between 3 & 9 months - Children	0	47	0.0%	59.5%	60.6%	58.1%
% of FP17s for the same patient ID Re-attending between 3 & 9 months - Adults	1	195	0.5%	51.2%	52.0%	50.6%
% of FP17s for Band 1 Urgent Courses	1	5	20.0%	9.6%	9.6%	9.1%
% of FP17s Relating to Free Repair or Replacements	0	5	0.0%	0.6%	0.7%	0.8%
% of FP17s Relating to Continuations	2	5	40.0%	0.9%	1.0%	1.1%
% of Patients satisfied with the dentistry they have received	0	0	N/A	90.4%	91.6%	91.4%
% of Patients satisfied with the time they had to wait for an appointment	0	0	N/A	87.3%	87.9%	87.7%

* This is based on patients treated on this contract for their most recent course of treatment. Figures in italics indicate the base number of FP17s or Patient Questionnaire responses are less than 100. N/A is shown where the base number of responses is less than 10 during the period. % is calculated as Quantity/Base number*100

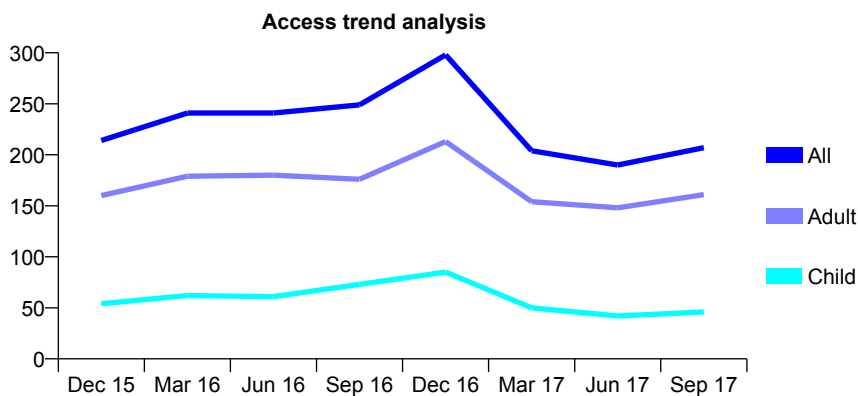
Q68 - Vital Signs At a Glance Contract Report for 331910/0001 - September 2017

Name or company name	MRS RV EVANS
Contract type name	GDS Contract
Purpose of contract	General
Contract start date	01/06/2006
Contract end date	

17/18 Contracted general activity (UDA)	720
Carry forward general activity (UDA)	-15
17/18 Contracted orthodontic activity (UOA)	0
Carry forward orthodontic activity (UOA)	0
Baseline contract value	£20,638.65

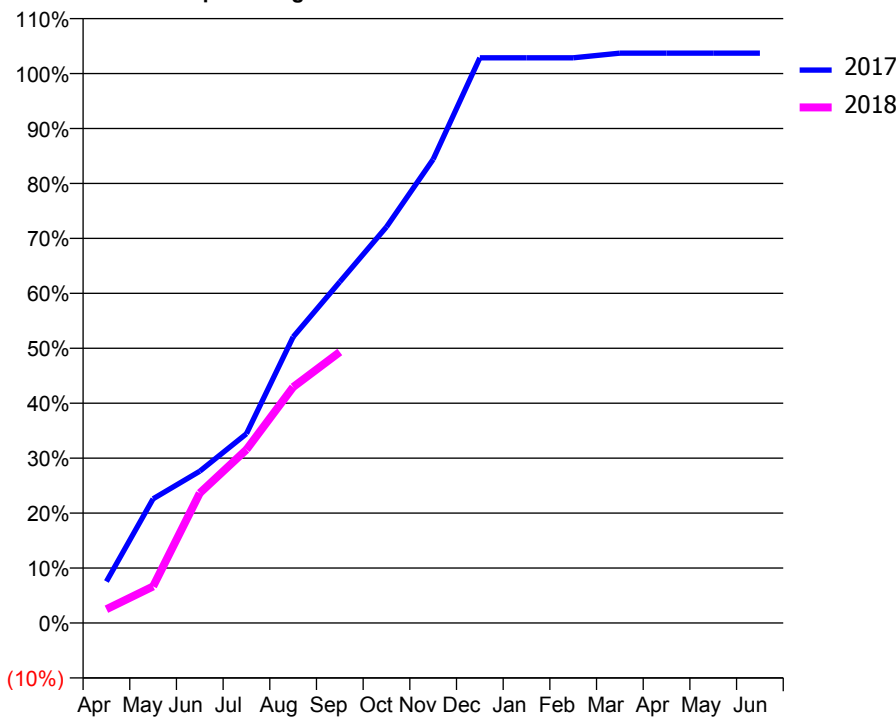
ACCESS*

Patients seen in 24 months	Total	Change since previous quarter
Quarter ending September 2016	249	
Quarter ending December 2016	298	↑
Quarter ending March 2017	204	↓
Quarter ending June 2017	190	↓
Quarter ending September 2017	207	↑
Variance since September 2016	(16.9%)	↓



ACTIVITY

Cumulative percentage of contracted UDA delivered 2017 & 2018



Adjusted Scheduled Activity (UDA)

Month	2017	2018
April	54	18
May	163	48
June	199	170
July	248	227
August	375	309
September	447	355
October	519	
November	608	
December	741	
January	741	
February	741	
March	747	
April	747	
May	747	
June	747	

QUALITY

	Quantity	Base Number	Contract	AT	Region	England
% of FP17s for the same patient ID Re-attending within 3 months - Children	0	18	0.0%	9.3%	11.4%	11.9%
% of FP17s for the same patient ID Re-attending within 3 months - Adults	4	91	4.4%	15.0%	15.7%	15.9%
% of FP17s for the same patient ID Re-attending between 3 & 9 months - Children	2	18	11.1%	59.5%	60.6%	58.1%
% of FP17s for the same patient ID Re-attending between 3 & 9 months - Adults	5	91	5.5%	51.2%	52.0%	50.6%
% of FP17s for Band 1 Urgent Courses	6	109	5.5%	9.6%	9.6%	9.1%
% of FP17s Relating to Free Repair or Replacements	2	109	1.8%	0.6%	0.7%	0.8%
% of FP17s Relating to Continuations	1	109	0.9%	0.9%	1.0%	1.1%
% of Patients satisfied with the dentistry they have received	1	1	N/A	90.4%	91.6%	91.4%
% of Patients satisfied with the time they had to wait for an appointment	1	1	N/A	87.3%	87.9%	87.7%

* This is based on patients treated on this contract for their most recent course of treatment. Figures in italics indicate the base number of FP17s or Patient Questionnaire responses are less than 100. N/A is shown where the base number of responses is less than 10 during the period. % is calculated as Quantity/Base number*100

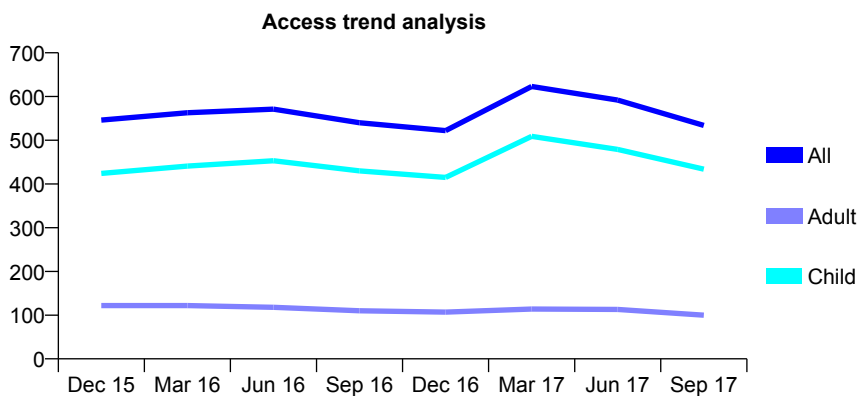
Q68 - Vital Signs At a Glance Contract Report for 332313/0001 - September 2017

Name or company name	MR JJ DREWETT
Contract type name	GDS Contract
Purpose of contract	General
Contract start date	01/04/2006
Contract end date	

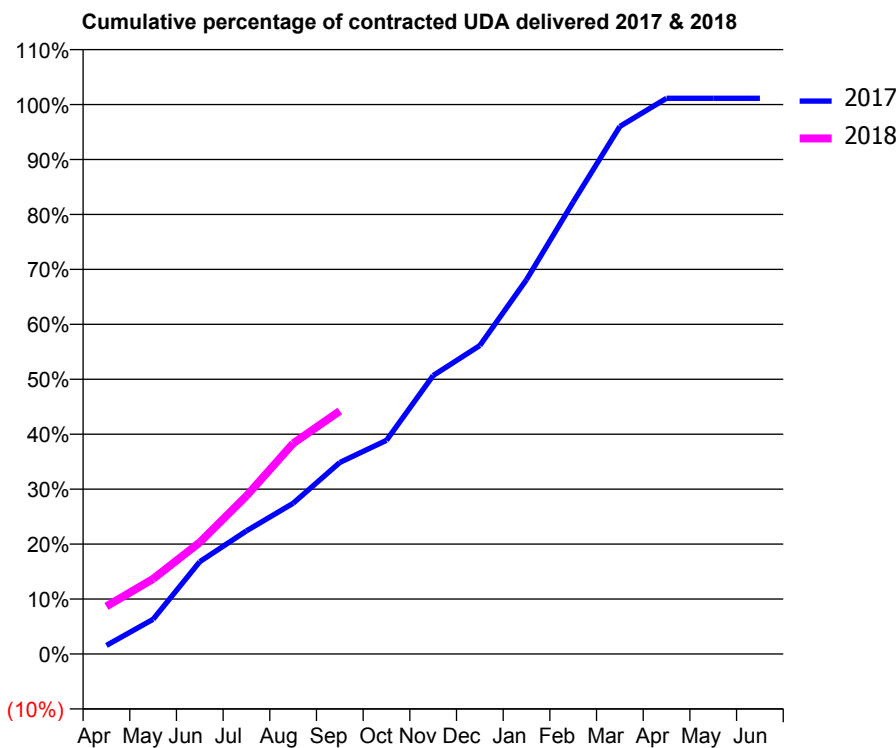
17/18 Contracted general activity (UDA)	900
Carry forward general activity (UDA)	-11
17/18 Contracted orthodontic activity (UOA)	0
Carry forward orthodontic activity (UOA)	0
Baseline contract value	£27,196.60

ACCESS*

Patients seen in 24 months	Total	Change since previous quarter
Quarter ending September 2016	540	
Quarter ending December 2016	522	↓
Quarter ending March 2017	623	↑
Quarter ending June 2017	592	↓
Quarter ending September 2017	534	↓
Variance since September 2016	(1.1%)	↓



ACTIVITY



Month	Adjusted Scheduled Activity (UDA)	
	2017	2018
April	14	78
May	57	123
June	151	183
July	202	259
August	247	345
September	314	398
October	350	
November	456	
December	505	
January	613	
February	740	
March	864	
April	910	
May	910	
June	910	

QUALITY

	Quantity	Base Number	Contract	AT	Region	England
% of FP17s for the same patient ID Re-attending within 3 months - Children	5	274	1.8%	9.3%	11.4%	11.9%
% of FP17s for the same patient ID Re-attending within 3 months - Adults	4	35	11.4%	15.0%	15.7%	15.9%
% of FP17s for the same patient ID Re-attending between 3 & 9 months - Children	175	274	63.9%	59.5%	60.6%	58.1%
% of FP17s for the same patient ID Re-attending between 3 & 9 months - Adults	23	35	65.7%	51.2%	52.0%	50.6%
% of FP17s for Band 1 Urgent Courses	0	269	0.0%	9.6%	9.6%	9.1%
% of FP17s Relating to Free Repair or Replacements	0	269	0.0%	0.6%	0.7%	0.8%
% of FP17s Relating to Continuations	4	269	1.5%	0.9%	1.0%	1.1%
% of Patients satisfied with the dentistry they have received	0	0	N/A	90.4%	91.6%	91.4%
% of Patients satisfied with the time they had to wait for an appointment	0	0	N/A	87.3%	87.9%	87.7%

* This is based on patients treated on this contract for their most recent course of treatment. Figures in italics indicate the base number of FP17s or Patient Questionnaire responses are less than 100. N/A is shown where the base number of responses is less than 10 during the period. % is calculated as Quantity/Base number*100

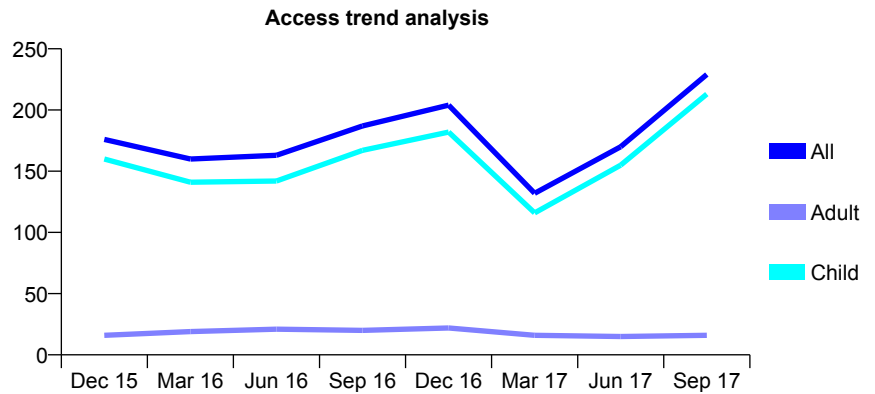
Q68 - Vital Signs At a Glance Contract Report for 332313/0002 - September 2017

Name or company name	MR JJ DREWETT
Contract type name	GDS Contract
Purpose of contract	General
Contract start date	12/05/2014
Contract end date	

17/18 Contracted general activity (UDA)	275
Carry forward general activity (UDA)	-6
17/18 Contracted orthodontic activity (UOA)	0
Carry forward orthodontic activity (UOA)	0
Baseline contract value	£6,180.42

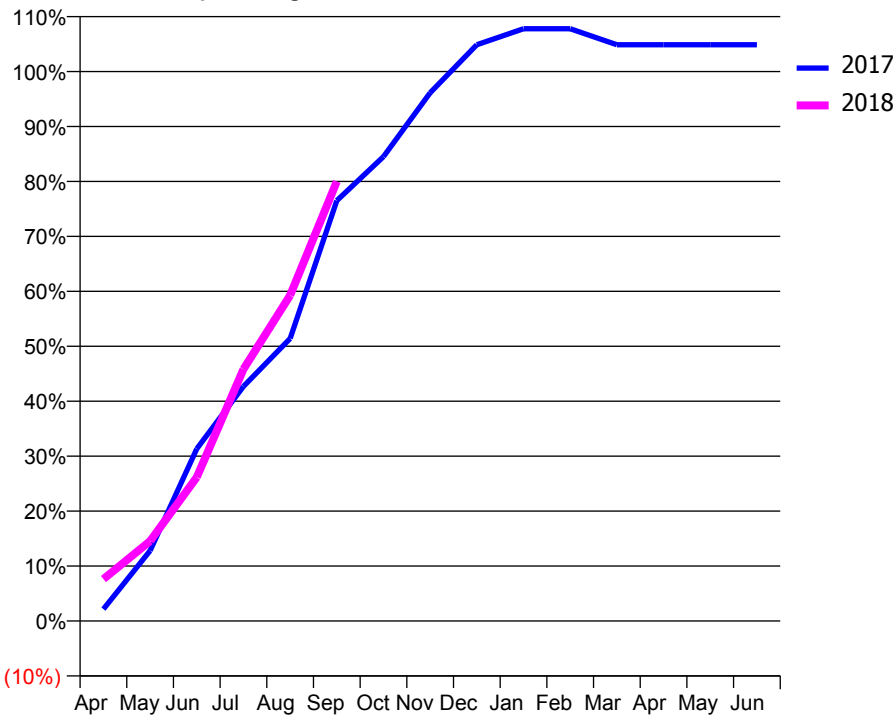
ACCESS*

Patients seen in 24 months	Total	Change since previous quarter
Quarter ending September 2016	187	
Quarter ending December 2016	204	↑
Quarter ending March 2017	132	↓
Quarter ending June 2017	170	↑
Quarter ending September 2017	229	↑
Variance since September 2016	22.5%	↑



ACTIVITY

Cumulative percentage of contracted UDA delivered 2017 & 2018



Month	Adjusted Scheduled Activity (UDA)	
	2017	2018
April	6	21
May	35	40
June	86	72
July	117	126
August	141	163
September	210	220
October	232	
November	264	
December	288	
January	296	
February	296	
March	288	
April	288	
May	288	
June	288	

QUALITY

	Quantity	Base Number	Contract	AT	Region	England
% of FP17s for the same patient ID Re-attending within 3 months - Children	5	160	3.1%	9.3%	11.4%	11.9%
% of FP17s for the same patient ID Re-attending within 3 months - Adults	0	6	0.0%	15.0%	15.7%	15.9%
% of FP17s for the same patient ID Re-attending between 3 & 9 months - Children	23	160	14.4%	59.5%	60.6%	58.1%
% of FP17s for the same patient ID Re-attending between 3 & 9 months - Adults	1	6	16.7%	51.2%	52.0%	50.6%
% of FP17s for Band 1 Urgent Courses	0	166	0.0%	9.6%	9.6%	9.1%
% of FP17s Relating to Free Repair or Replacements	0	166	0.0%	0.6%	0.7%	0.8%
% of FP17s Relating to Continuations	0	166	0.0%	0.9%	1.0%	1.1%
% of Patients satisfied with the dentistry they have received	0	0	N/A	90.4%	91.6%	91.4%
% of Patients satisfied with the time they had to wait for an appointment	0	0	N/A	87.3%	87.9%	87.7%

* This is based on patients treated on this contract for their most recent course of treatment. Figures in italics indicate the base number of FP17s or Patient Questionnaire responses are less than 100. N/A is shown where the base number of responses is less than 10 during the period. % is calculated as Quantity/Base number*100

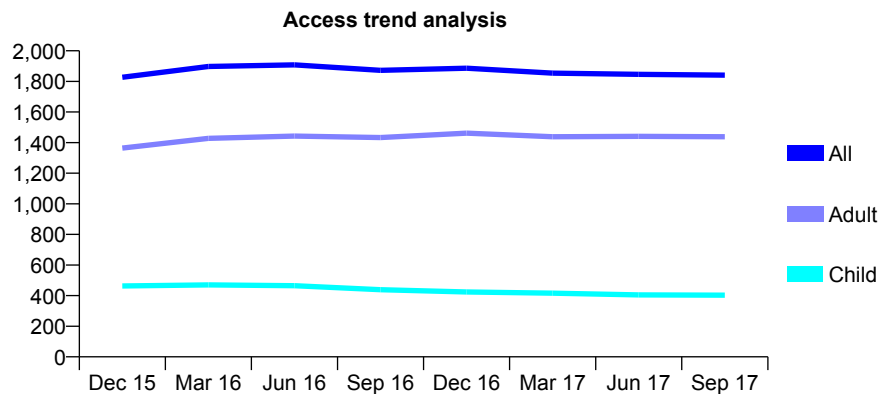
Q68 - Vital Signs At a Glance Contract Report for 333506/0001 - September 2017

Name or company name	MISS TL TRAN
Contract type name	GDS Contract
Purpose of contract	General
Contract start date	01/04/2006
Contract end date	

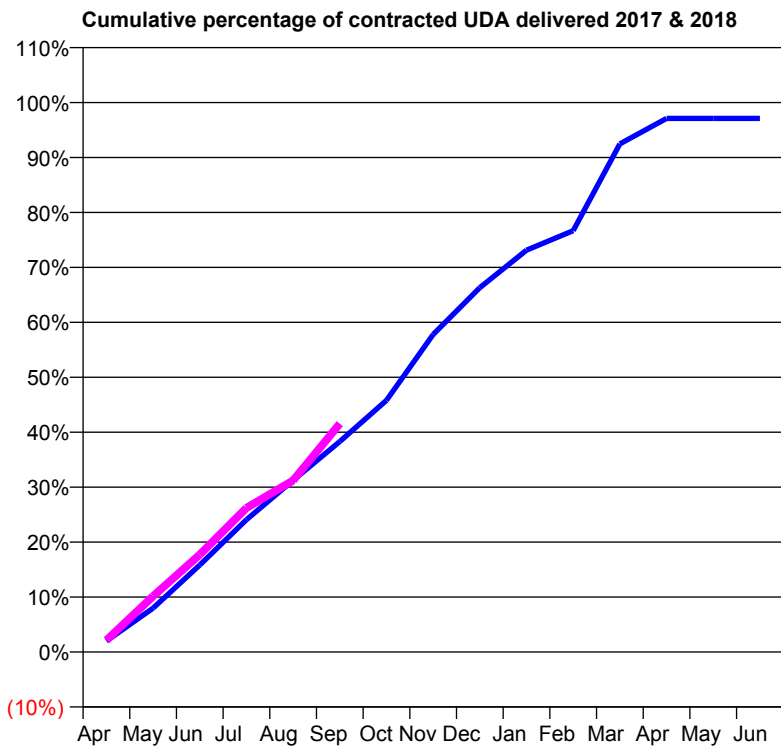
17/18 Contracted general activity (UDA)	5,081
Carry forward general activity (UDA)	147
17/18 Contracted orthodontic activity (UOA)	0
Carry forward orthodontic activity (UOA)	0
Baseline contract value	£125,321.41

ACCESS*

Patients seen in 24 months	Total	Change since previous quarter
Quarter ending September 2016	1,872	
Quarter ending December 2016	1,886	→
Quarter ending March 2017	1,854	↓
Quarter ending June 2017	1,846	→
Quarter ending September 2017	1,841	→
Variance since September 2016	(1.7%)	↓



ACTIVITY



Month	Adjusted Scheduled Activity (UDA)	
	2017	2018
April	102	110
May	406	516
June	804	901
July	1,224	1,332
August	1,588	1,586
September	1,947	2,112
October	2,327	
November	2,936	
December	3,369	
January	3,716	
February	3,896	
March	4,698	
April	4,934	
May	4,934	
June	4,934	

QUALITY

	Quantity	Base Number	Contract	AT	Region	England
% of FP17s for the same patient ID Re-attending within 3 months - Children	13	337	3.9%	9.3%	11.4%	11.9%
% of FP17s for the same patient ID Re-attending within 3 months - Adults	103	1,131	9.1%	15.0%	15.7%	15.9%
% of FP17s for the same patient ID Re-attending between 3 & 9 months - Children	237	337	70.3%	59.5%	60.6%	58.1%
% of FP17s for the same patient ID Re-attending between 3 & 9 months - Adults	800	1,131	70.7%	51.2%	52.0%	50.6%
% of FP17s for Band 1 Urgent Courses	28	1,344	2.1%	9.6%	9.6%	9.1%
% of FP17s Relating to Free Repair or Replacements	3	1,344	0.2%	0.6%	0.7%	0.8%
% of FP17s Relating to Continuations	41	1,344	3.1%	0.9%	1.0%	1.1%
% of Patients satisfied with the dentistry they have received	5	5	N/A	90.4%	91.6%	91.4%
% of Patients satisfied with the time they had to wait for an appointment	5	5	N/A	87.3%	87.9%	87.7%

* This is based on patients treated on this contract for their most recent course of treatment. Figures in italics indicate the base number of FP17s or Patient Questionnaire responses are less than 100. N/A is shown where the base number of responses is less than 10 during the period. % is calculated as Quantity/Base number*100

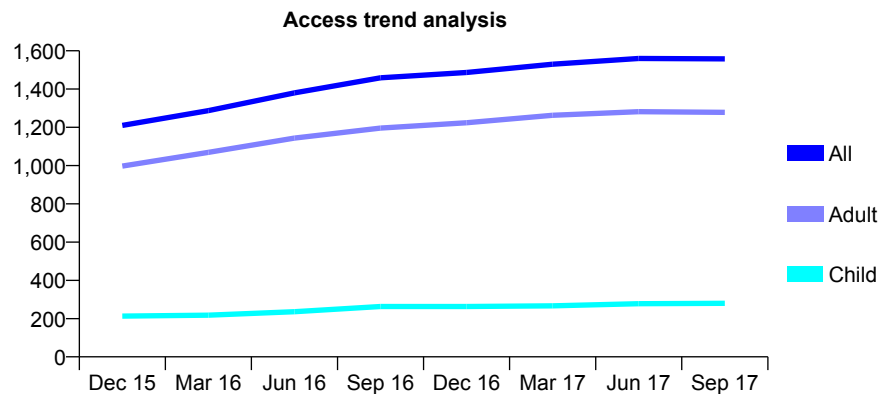
Q68 - Vital Signs At a Glance Contract Report for 333506/0002 - September 2017

Name or company name	MISS TL TRAN
Contract type name	GDS Contract
Purpose of contract	General
Contract start date	01/04/2015
Contract end date	

17/18 Contracted general activity (UDA)	5,700
Carry forward general activity (UDA)	0
17/18 Contracted orthodontic activity (UOA)	0
Carry forward orthodontic activity (UOA)	0
Baseline contract value	£128,130.58

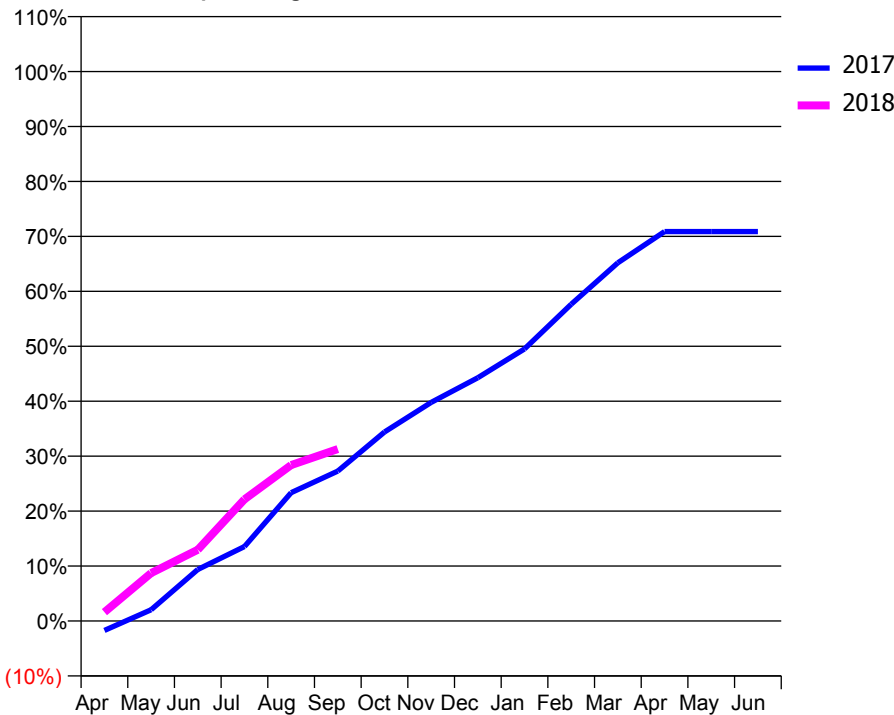
ACCESS*

Patients seen in 24 months	Total	Change since previous quarter
Quarter ending September 2016	1,459	
Quarter ending December 2016	1,487	→
Quarter ending March 2017	1,530	↑
Quarter ending June 2017	1,560	→
Quarter ending September 2017	1,558	→
Variance since September 2016	6.8%	↑



ACTIVITY

Cumulative percentage of contracted UDA delivered 2017 & 2018



Month	Adjusted Scheduled Activity (UDA)	
	2017	2018
April	-99	92
May	116	497
June	534	739
July	773	1,262
August	1,331	1,617
September	1,556	1,784
October	1,961	
November	2,268	
December	2,524	
January	2,822	
February	3,286	
March	3,716	
April	4,040	
May	4,040	
June	4,040	

QUALITY

	Quantity	Base Number	Contract	AT	Region	England
% of FP17s for the same patient ID Re-attending within 3 months - Children	8	189	4.2%	9.3%	11.4%	11.9%
% of FP17s for the same patient ID Re-attending within 3 months - Adults	98	791	12.4%	15.0%	15.7%	15.9%
% of FP17s for the same patient ID Re-attending between 3 & 9 months - Children	114	189	60.3%	59.5%	60.6%	58.1%
% of FP17s for the same patient ID Re-attending between 3 & 9 months - Adults	421	791	53.2%	51.2%	52.0%	50.6%
% of FP17s for Band 1 Urgent Courses	29	900	3.2%	9.6%	9.6%	9.1%
% of FP17s Relating to Free Repair or Replacements	0	900	0.0%	0.6%	0.7%	0.8%
% of FP17s Relating to Continuations	30	900	3.3%	0.9%	1.0%	1.1%
% of Patients satisfied with the dentistry they have received	3	3	N/A	90.4%	91.6%	91.4%
% of Patients satisfied with the time they had to wait for an appointment	3	3	N/A	87.3%	87.9%	87.7%

* This is based on patients treated on this contract for their most recent course of treatment. Figures in italics indicate the base number of FP17s or Patient Questionnaire responses are less than 100. N/A is shown where the base number of responses is less than 10 during the period. % is calculated as Quantity/Base number*100

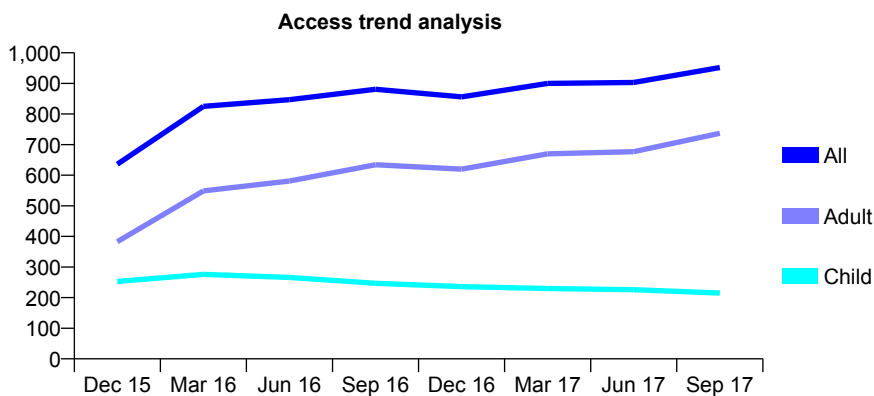
Q68 - Vital Signs At a Glance Contract Report for 334251/0001 - September 2017

Name or company name	MR AD BROWN
Contract type name	GDS Contract
Purpose of contract	General
Contract start date	01/04/2006
Contract end date	

17/18 Contracted general activity (UDA)	2,392
Carry forward general activity (UDA)	1
17/18 Contracted orthodontic activity (UOA)	0
Carry forward orthodontic activity (UOA)	0
Baseline contract value	£58,213.57

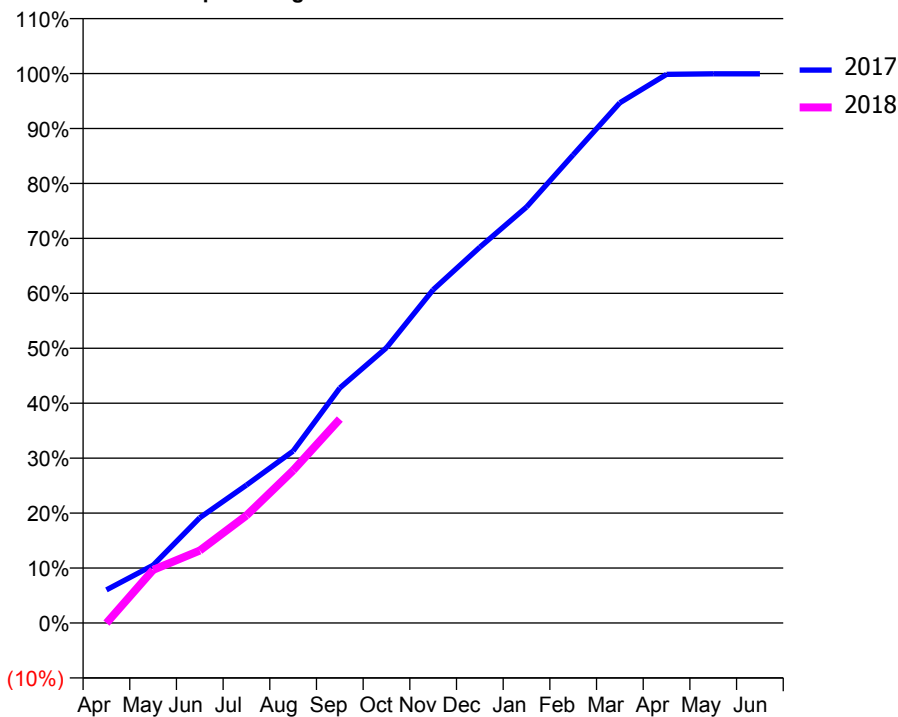
ACCESS*

Patients seen in 24 months	Total	Change since previous quarter
Quarter ending September 2016	881	
Quarter ending December 2016	856	↓
Quarter ending March 2017	900	↑
Quarter ending June 2017	903	→
Quarter ending September 2017	952	↑
Variance since September 2016	8.1%	↑



ACTIVITY

Cumulative percentage of contracted UDA delivered 2017 & 2018



Month	Adjusted Scheduled Activity (UDA)	
	2017	2018
April	144	-1
May	251	231
June	458	315
July	600	468
August	749	665
September	1,023	888
October	1,198	
November	1,451	
December	1,636	
January	1,811	
February	2,038	
March	2,265	
April	2,389	
May	2,390	
June	2,390	

QUALITY

	Quantity	Base Number	Contract	AT	Region	England
% of FP17s for the same patient ID Re-attending within 3 months - Children	8	156	5.1%	9.3%	11.4%	11.9%
% of FP17s for the same patient ID Re-attending within 3 months - Adults	14	365	3.8%	15.0%	15.7%	15.9%
% of FP17s for the same patient ID Re-attending between 3 & 9 months - Children	72	156	46.2%	59.5%	60.6%	58.1%
% of FP17s for the same patient ID Re-attending between 3 & 9 months - Adults	71	365	19.5%	51.2%	52.0%	50.6%
% of FP17s for Band 1 Urgent Courses	9	469	1.9%	9.6%	9.6%	9.1%
% of FP17s Relating to Free Repair or Replacements	0	469	0.0%	0.6%	0.7%	0.8%
% of FP17s Relating to Continuations	0	469	0.0%	0.9%	1.0%	1.1%
% of Patients satisfied with the dentistry they have received	3	3	N/A	90.4%	91.6%	91.4%
% of Patients satisfied with the time they had to wait for an appointment	3	3	N/A	87.3%	87.9%	87.7%

* This is based on patients treated on this contract for their most recent course of treatment. Figures in italics indicate the base number of FP17s or Patient Questionnaire responses are less than 100. N/A is shown where the base number of responses is less than 10 during the period. % is calculated as Quantity/Base number*100

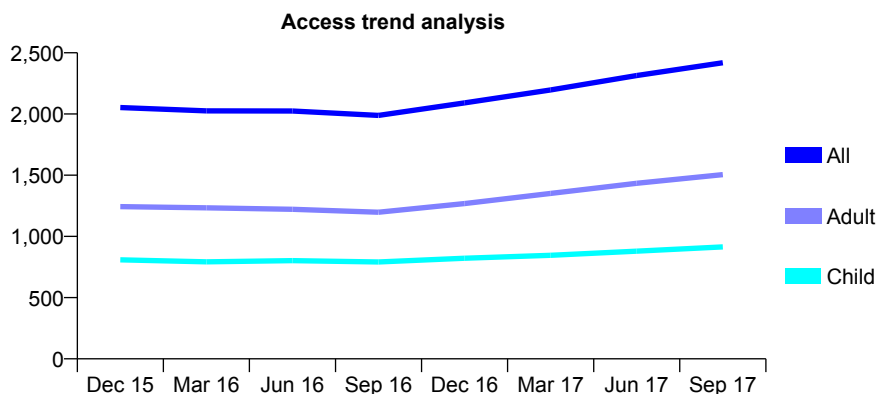
Q68 - Vital Signs At a Glance Contract Report for 336688/0001 - September 2017

Name or company name	MISS CR CAREY
Contract type name	GDS Contract
Purpose of contract	General
Contract start date	01/11/2006
Contract end date	

17/18 Contracted general activity (UDA)	5,000
Carry forward general activity (UDA)	0
17/18 Contracted orthodontic activity (UOA)	0
Carry forward orthodontic activity (UOA)	0
Baseline contract value	£115,429.91

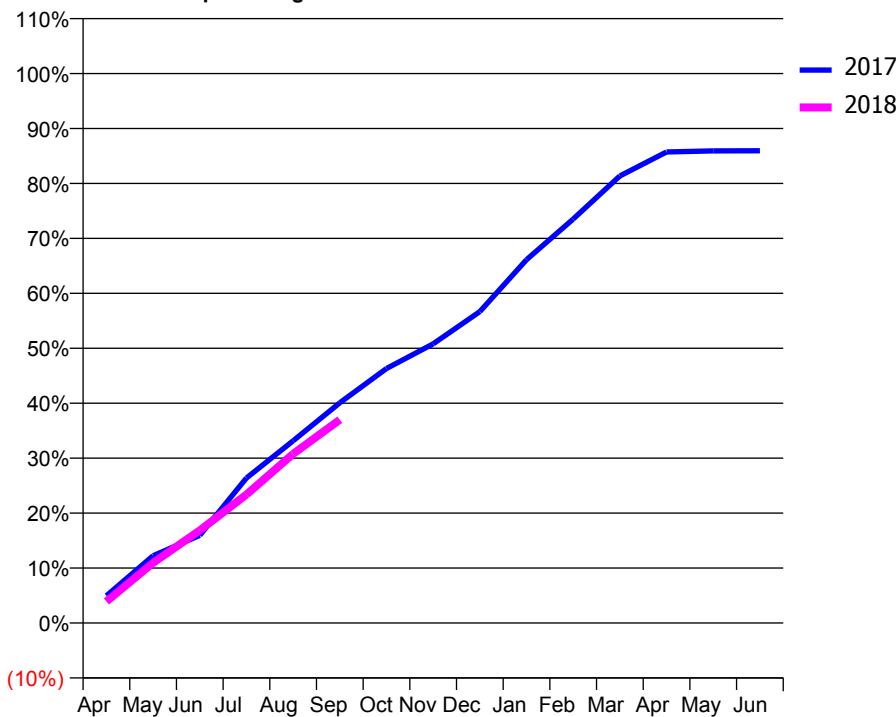
ACCESS*

Patients seen in 24 months	Total	Change since previous quarter
Quarter ending September 2016	1,989	
Quarter ending December 2016	2,091	↑
Quarter ending March 2017	2,197	↑
Quarter ending June 2017	2,314	↑
Quarter ending September 2017	2,419	↑
Variance since September 2016	21.6%	↑



ACTIVITY

Cumulative percentage of contracted UDA delivered 2017 & 2018



Month	Adjusted Scheduled Activity (UDA)	
	2017	2018
April	248	196
May	612	547
June	798	843
July	1,319	1,169
August	1,658	1,540
September	2,004	1,850
October	2,315	
November	2,540	
December	2,834	
January	3,306	
February	3,676	
March	4,068	
April	4,287	
May	4,296	
June	4,297	

QUALITY

	Quantity	Base Number	Contract	AT	Region	England
% of FP17s for the same patient ID Re-attending within 3 months - Children	66	788	8.4%	9.3%	11.4%	11.9%
% of FP17s for the same patient ID Re-attending within 3 months - Adults	132	1,092	12.1%	15.0%	15.7%	15.9%
% of FP17s for the same patient ID Re-attending between 3 & 9 months - Children	449	788	57.0%	59.5%	60.6%	58.1%
% of FP17s for the same patient ID Re-attending between 3 & 9 months - Adults	492	1,092	45.1%	51.2%	52.0%	50.6%
% of FP17s for Band 1 Urgent Courses	41	1,231	3.3%	9.6%	9.6%	9.1%
% of FP17s Relating to Free Repair or Replacements	2	1,231	0.2%	0.6%	0.7%	0.8%
% of FP17s Relating to Continuations	1	1,231	0.1%	0.9%	1.0%	1.1%
% of Patients satisfied with the dentistry they have received	3	4	N/A	90.4%	91.6%	91.4%
% of Patients satisfied with the time they had to wait for an appointment	3	4	N/A	87.3%	87.9%	87.7%

* This is based on patients treated on this contract for their most recent course of treatment. Figures in italics indicate the base number of FP17s or Patient Questionnaire responses are less than 100. N/A is shown where the base number of responses is less than 10 during the period. % is calculated as Quantity/Base number*100

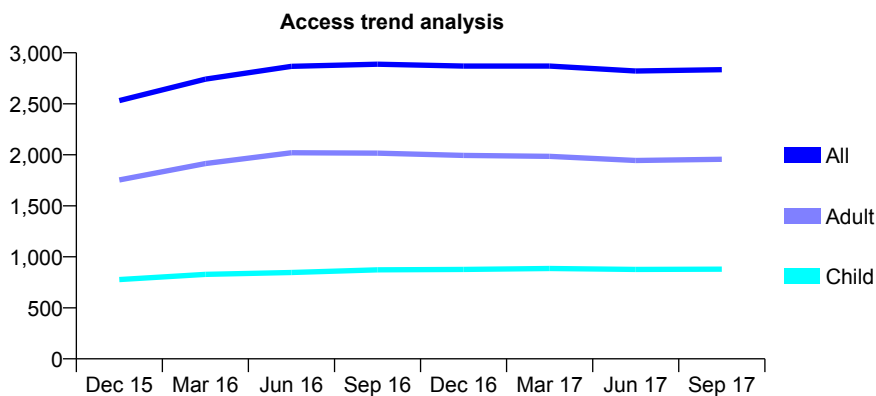
Q68 - Vital Signs At a Glance Contract Report for 336785/0005 - September 2017

Name or company name	MRS KS RADIA
Contract type name	GDS Contract
Purpose of contract	General
Contract start date	09/07/2014
Contract end date	

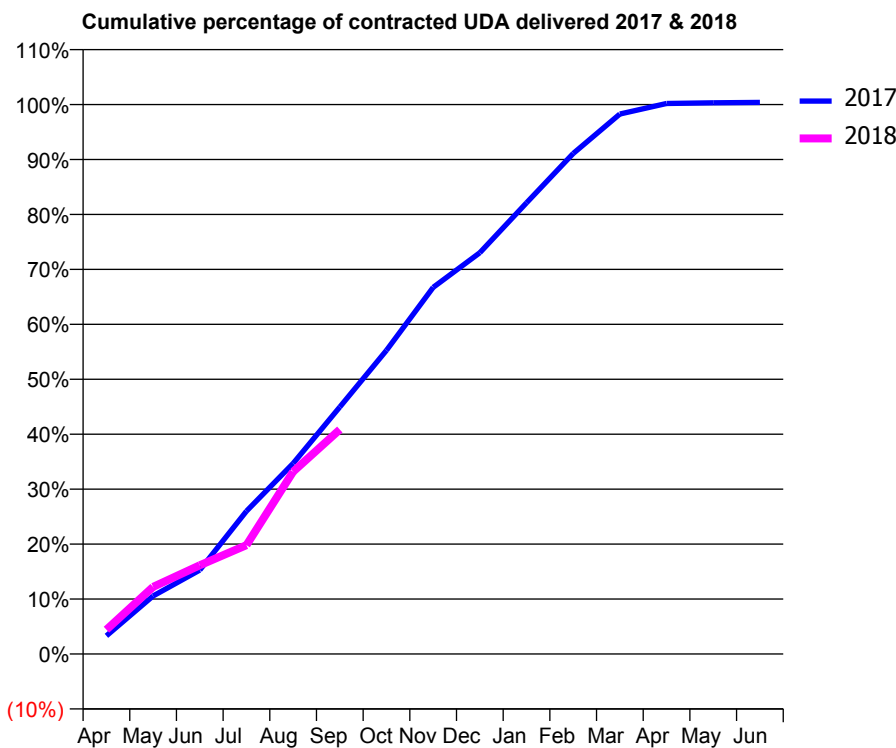
17/18 Contracted general activity (UDA)	7,000
Carry forward general activity (UDA)	-27
17/18 Contracted orthodontic activity (UOA)	0
Carry forward orthodontic activity (UOA)	0
Baseline contract value	£157,346.28

ACCESS*

Patients seen in 24 months	Total	Change since previous quarter
Quarter ending September 2016	2,888	
Quarter ending December 2016	2,870	→
Quarter ending March 2017	2,870	→
Quarter ending June 2017	2,821	↓
Quarter ending September 2017	2,835	→
Variance since September 2016	(1.8%)	↓



ACTIVITY



Month	Adjusted Scheduled Activity (UDA)	
	2017	2018
April	232	311
May	740	856
June	1,069	1,131
July	1,821	1,386
August	2,429	2,323
September	3,146	2,860
October	3,870	
November	4,671	
December	5,112	
January	5,747	
February	6,376	
March	6,878	
April	7,013	
May	7,021	
June	7,027	

QUALITY

	Quantity	Base Number	Contract	AT	Region	England
% of FP17s for the same patient ID Re-attending within 3 months - Children	56	695	8.1%	9.3%	11.4%	11.9%
% of FP17s for the same patient ID Re-attending within 3 months - Adults	113	1,018	11.1%	15.0%	15.7%	15.9%
% of FP17s for the same patient ID Re-attending between 3 & 9 months - Children	456	695	65.6%	59.5%	60.6%	58.1%
% of FP17s for the same patient ID Re-attending between 3 & 9 months - Adults	543	1,018	53.3%	51.2%	52.0%	50.6%
% of FP17s for Band 1 Urgent Courses	160	1,629	9.8%	9.6%	9.6%	9.1%
% of FP17s Relating to Free Repair or Replacements	3	1,629	0.2%	0.6%	0.7%	0.8%
% of FP17s Relating to Continuations	1	1,629	0.1%	0.9%	1.0%	1.1%
% of Patients satisfied with the dentistry they have received	17	19	89.5%	90.4%	91.6%	91.4%
% of Patients satisfied with the time they had to wait for an appointment	17	19	89.5%	87.3%	87.9%	87.7%

* This is based on patients treated on this contract for their most recent course of treatment. Figures in italics indicate the base number of FP17s or Patient Questionnaire responses are less than 100. N/A is shown where the base number of responses is less than 10 during the period. % is calculated as Quantity/Base number*100

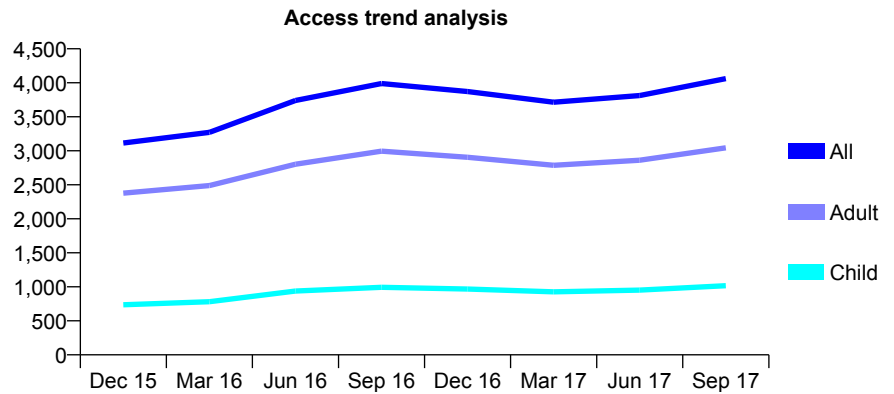
Q68 - Vital Signs At a Glance Contract Report for 337242/0001 - September 2017

Name or company name	MR CI ANDREASSON
Contract type name	GDS Contract
Purpose of contract	General
Contract start date	01/04/2006
Contract end date	

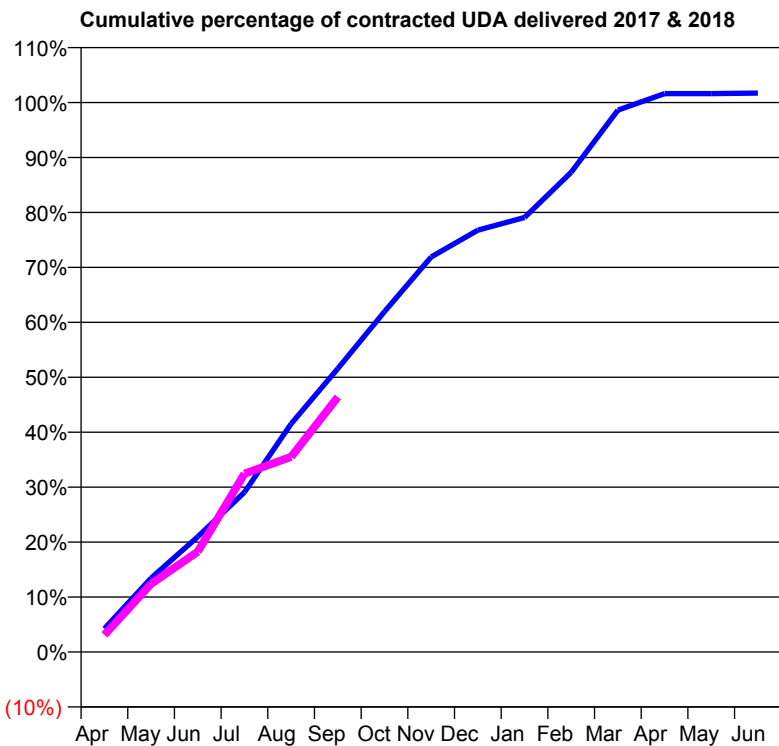
17/18 Contracted general activity (UDA)	12,656
Carry forward general activity (UDA)	-217
17/18 Contracted orthodontic activity (UOA)	0
Carry forward orthodontic activity (UOA)	0
Baseline contract value	£443,385.47

ACCESS*

Patients seen in 24 months	Total	Change since previous quarter
Quarter ending September 2016	3,990	
Quarter ending December 2016	3,872	↓
Quarter ending March 2017	3,715	↓
Quarter ending June 2017	3,813	↑
Quarter ending September 2017	4,061	↑
Variance since September 2016	1.8%	→



ACTIVITY



Month	Adjusted Scheduled Activity (UDA)	
	2017	2018
April	539	393
May	1,704	1,571
June	2,654	2,312
July	3,680	4,107
August	5,256	4,495
September	6,528	5,873
October	7,840	
November	9,098	
December	9,715	
January	10,009	
February	11,048	
March	12,478	
April	12,861	
May	12,861	
June	12,873	

QUALITY

	Quantity	Base Number	Contract	AT	Region	England
% of FP17s for the same patient ID Re-attending within 3 months - Children	45	699	6.4%	9.3%	11.4%	11.9%
% of FP17s for the same patient ID Re-attending within 3 months - Adults	255	2,040	12.5%	15.0%	15.7%	15.9%
% of FP17s for the same patient ID Re-attending between 3 & 9 months - Children	350	699	50.1%	59.5%	60.6%	58.1%
% of FP17s for the same patient ID Re-attending between 3 & 9 months - Adults	830	2,040	40.7%	51.2%	52.0%	50.6%
% of FP17s for Band 1 Urgent Courses	200	2,576	7.8%	9.6%	9.6%	9.1%
% of FP17s Relating to Free Repair or Replacements	10	2,576	0.4%	0.6%	0.7%	0.8%
% of FP17s Relating to Continuations	11	2,576	0.4%	0.9%	1.0%	1.1%
% of Patients satisfied with the dentistry they have received	7	7	N/A	90.4%	91.6%	91.4%
% of Patients satisfied with the time they had to wait for an appointment	6	7	N/A	87.3%	87.9%	87.7%

* This is based on patients treated on this contract for their most recent course of treatment. Figures in italics indicate the base number of FP17s or Patient Questionnaire responses are less than 100. N/A is shown where the base number of responses is less than 10 during the period. % is calculated as Quantity/Base number*100

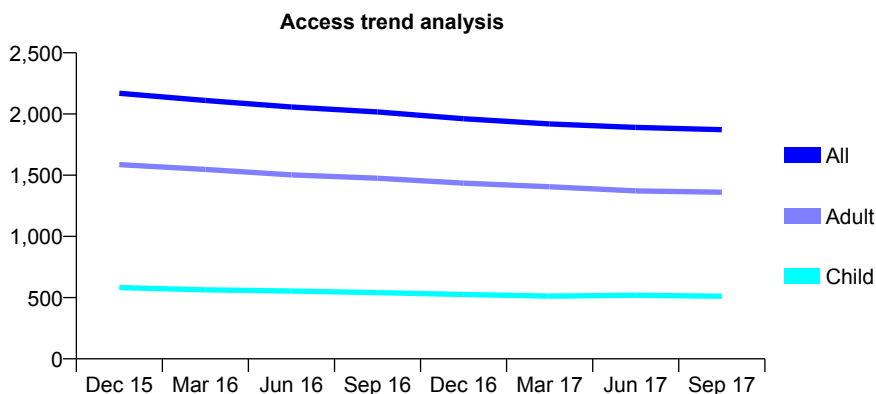
Q68 - Vital Signs At a Glance Contract Report for 337358/0001 - September 2017

Name or company name	MR NS KONDEL
Contract type name	GDS Contract
Purpose of contract	General
Contract start date	01/04/2006
Contract end date	

17/18 Contracted general activity (UDA)	5,535
Carry forward general activity (UDA)	-111
17/18 Contracted orthodontic activity (UOA)	0
Carry forward orthodontic activity (UOA)	0
Baseline contract value	£137,176.58

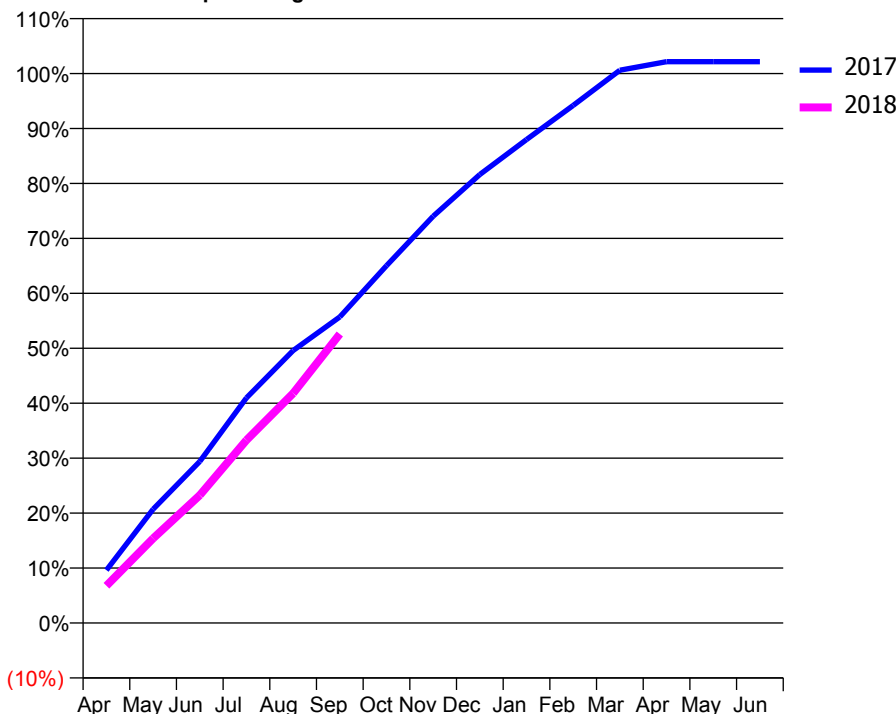
ACCESS*

Patients seen in 24 months	Total	Change since previous quarter
Quarter ending September 2016	2,017	
Quarter ending December 2016	1,961	↓
Quarter ending March 2017	1,919	↓
Quarter ending June 2017	1,891	↓
Quarter ending September 2017	1,872	↓
Variance since September 2016	(7.2%)	↓



ACTIVITY

Cumulative percentage of contracted UDA delivered 2017 & 2018



Adjusted Scheduled Activity (UDA)

Month	2017	2018
April	533	375
May	1,147	853
June	1,627	1,287
July	2,268	1,842
August	2,745	2,314
September	3,083	2,911
October	3,598	
November	4,098	
December	4,517	
January	4,869	
February	5,213	
March	5,568	
April	5,655	
May	5,655	
June	5,655	

QUALITY

	Quantity	Base Number	Contract	AT	Region	England
% of FP17s for the same patient ID Re-attending within 3 months - Children	64	449	14.3%	9.3%	11.4%	11.9%
% of FP17s for the same patient ID Re-attending within 3 months - Adults	214	1,140	18.8%	15.0%	15.7%	15.9%
% of FP17s for the same patient ID Re-attending between 3 & 9 months - Children	247	449	55.0%	59.5%	60.6%	58.1%
% of FP17s for the same patient ID Re-attending between 3 & 9 months - Adults	632	1,140	55.4%	51.2%	52.0%	50.6%
% of FP17s for Band 1 Urgent Courses	130	1,531	8.5%	9.6%	9.6%	9.1%
% of FP17s Relating to Free Repair or Replacements	15	1,531	1.0%	0.6%	0.7%	0.8%
% of FP17s Relating to Continuations	2	1,531	0.1%	0.9%	1.0%	1.1%
% of Patients satisfied with the dentistry they have received	4	4	N/A	90.4%	91.6%	91.4%
% of Patients satisfied with the time they had to wait for an appointment	4	4	N/A	87.3%	87.9%	87.7%

* This is based on patients treated on this contract for their most recent course of treatment. Figures in italics indicate the base number of FP17s or Patient Questionnaire responses are less than 100. N/A is shown where the base number of responses is less than 10 during the period. % is calculated as Quantity/Base number*100

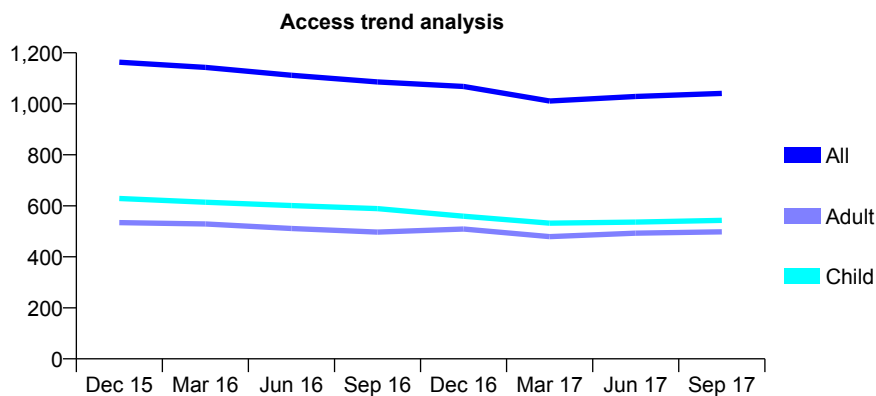
Q68 - Vital Signs At a Glance Contract Report for 340081/0001 - September 2017

Name or company name	MISS NB MUSTAFA
Contract type name	PDS Contract
Purpose of contract	General
Contract start date	01/04/2006
Contract end date	31/03/2019

17/18 Contracted general activity (UDA)	3,174
Carry forward general activity (UDA)	-9
17/18 Contracted orthodontic activity (UOA)	0
Carry forward orthodontic activity (UOA)	0
Baseline contract value	£79,857.83

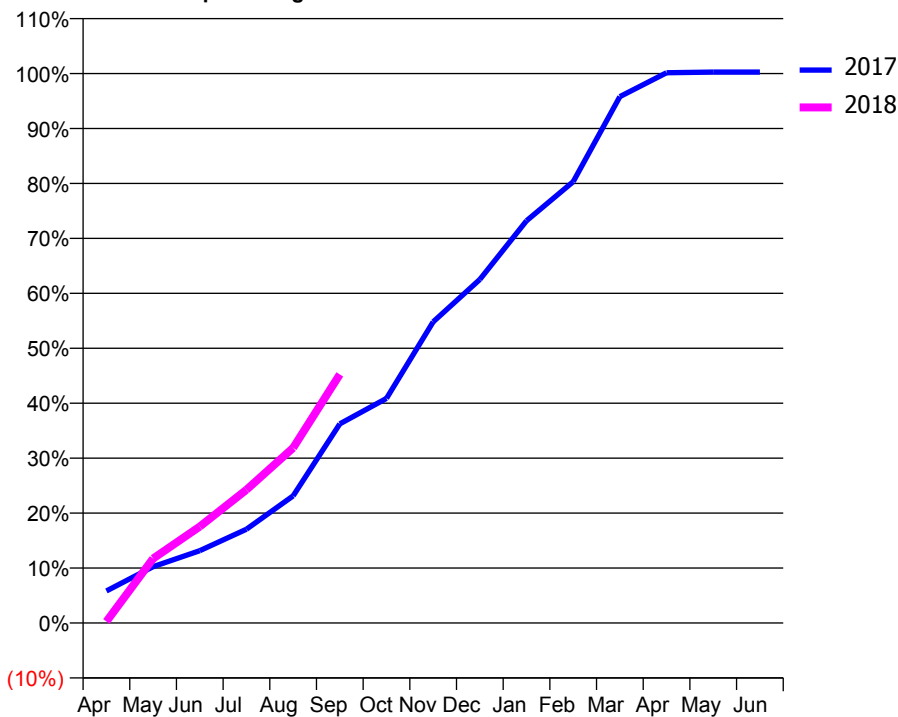
ACCESS*

Patients seen in 24 months	Total	Change since previous quarter
Quarter ending September 2016	1,086	
Quarter ending December 2016	1,068	↓
Quarter ending March 2017	1,011	↓
Quarter ending June 2017	1,029	→
Quarter ending September 2017	1,041	→
Variance since September 2016	(4.1%)	↓



ACTIVITY

Cumulative percentage of contracted UDA delivered 2017 & 2018



Month	Adjusted Scheduled Activity (UDA)	
	2017	2018
April	185	9
May	325	372
June	418	557
July	542	770
August	734	1,011
September	1,150	1,436
October	1,298	
November	1,739	
December	1,984	
January	2,324	
February	2,549	
March	3,040	
April	3,178	
May	3,182	
June	3,182	

QUALITY

	Quantity	Base Number	Contract	AT	Region	England
% of FP17s for the same patient ID Re-attending within 3 months - Children	25	428	5.8%	9.3%	11.4%	11.9%
% of FP17s for the same patient ID Re-attending within 3 months - Adults	28	312	9.0%	15.0%	15.7%	15.9%
% of FP17s for the same patient ID Re-attending between 3 & 9 months - Children	288	428	67.3%	59.5%	60.6%	58.1%
% of FP17s for the same patient ID Re-attending between 3 & 9 months - Adults	161	312	51.6%	51.2%	52.0%	50.6%
% of FP17s for Band 1 Urgent Courses	14	691	2.0%	9.6%	9.6%	9.1%
% of FP17s Relating to Free Repair or Replacements	2	691	0.3%	0.6%	0.7%	0.8%
% of FP17s Relating to Continuations	0	691	0.0%	0.9%	1.0%	1.1%
% of Patients satisfied with the dentistry they have received	0	0	N/A	90.4%	91.6%	91.4%
% of Patients satisfied with the time they had to wait for an appointment	0	0	N/A	87.3%	87.9%	87.7%

* This is based on patients treated on this contract for their most recent course of treatment. Figures in italics indicate the base number of FP17s or Patient Questionnaire responses are less than 100. N/A is shown where the base number of responses is less than 10 during the period. % is calculated as Quantity/Base number*100

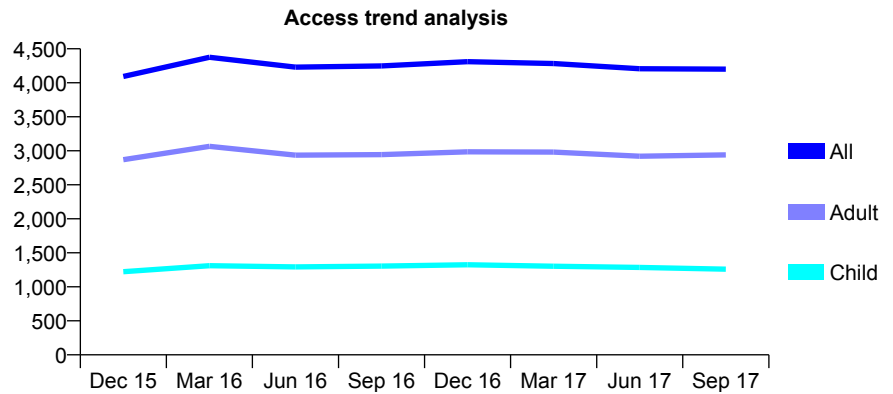
Q68 - Vital Signs At a Glance Contract Report for 340286/0003 - September 2017

Name or company name	MS V BADIANT
Contract type name	GDS Contract
Purpose of contract	General
Contract start date	01/01/2008
Contract end date	

17/18 Contracted general activity (UDA)	11,000
Carry forward general activity (UDA)	48
17/18 Contracted orthodontic activity (UOA)	0
Carry forward orthodontic activity (UOA)	0
Baseline contract value	£313,192.32

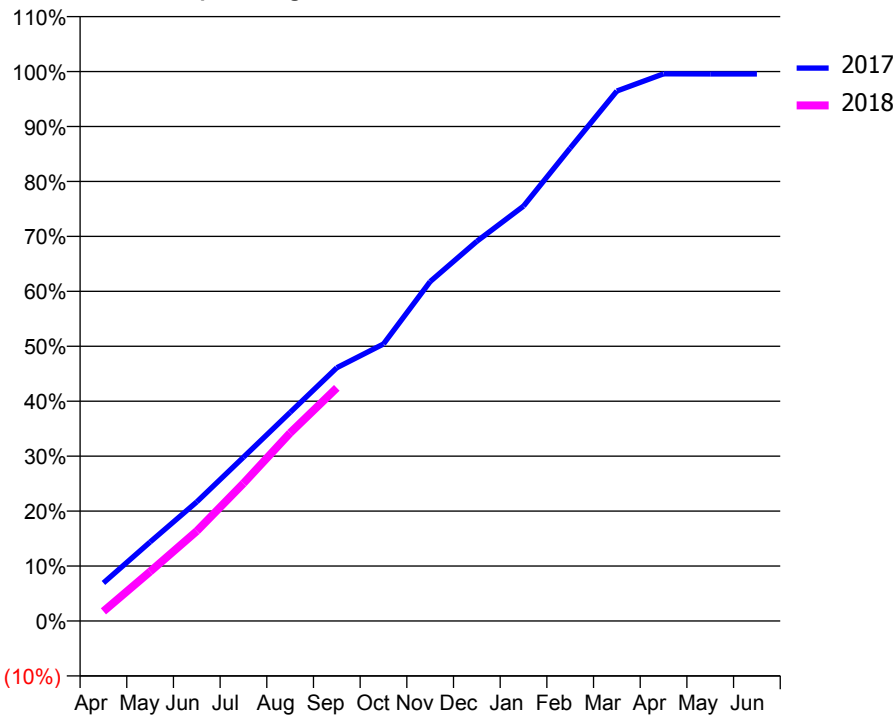
ACCESS*

Patients seen in 24 months	Total	Change since previous quarter
Quarter ending September 2016	4,249	
Quarter ending December 2016	4,310	→
Quarter ending March 2017	4,284	→
Quarter ending June 2017	4,206	↓
Quarter ending September 2017	4,200	→
Variance since September 2016	(1.2%)	↓



ACTIVITY

Cumulative percentage of contracted UDA delivered 2017 & 2018



Month	Adjusted Scheduled Activity (UDA)	
	2017	2018
April	763	195
May	1,581	989
June	2,386	1,801
July	3,280	2,755
August	4,176	3,764
September	5,070	4,668
October	5,546	
November	6,795	
December	7,602	
January	8,307	
February	9,466	
March	10,608	
April	10,953	
May	10,952	
June	10,951	

QUALITY

	Quantity	Base Number	Contract	AT	Region	England
% of FP17s for the same patient ID Re-attending within 3 months - Children	56	931	6.0%	9.3%	11.4%	11.9%
% of FP17s for the same patient ID Re-attending within 3 months - Adults	204	1,907	10.7%	15.0%	15.7%	15.9%
% of FP17s for the same patient ID Re-attending between 3 & 9 months - Children	612	931	65.7%	59.5%	60.6%	58.1%
% of FP17s for the same patient ID Re-attending between 3 & 9 months - Adults	1,154	1,907	60.5%	51.2%	52.0%	50.6%
% of FP17s for Band 1 Urgent Courses	222	2,651	8.4%	9.6%	9.6%	9.1%
% of FP17s Relating to Free Repair or Replacements	0	2,651	0.0%	0.6%	0.7%	0.8%
% of FP17s Relating to Continuations	1	2,651	0.0%	0.9%	1.0%	1.1%
% of Patients satisfied with the dentistry they have received	8	10	80.0%	90.4%	91.6%	91.4%
% of Patients satisfied with the time they had to wait for an appointment	9	10	90.0%	87.3%	87.9%	87.7%

* This is based on patients treated on this contract for their most recent course of treatment. Figures in italics indicate the base number of FP17s or Patient Questionnaire responses are less than 100. N/A is shown where the base number of responses is less than 10 during the period. % is calculated as Quantity/Base number*100

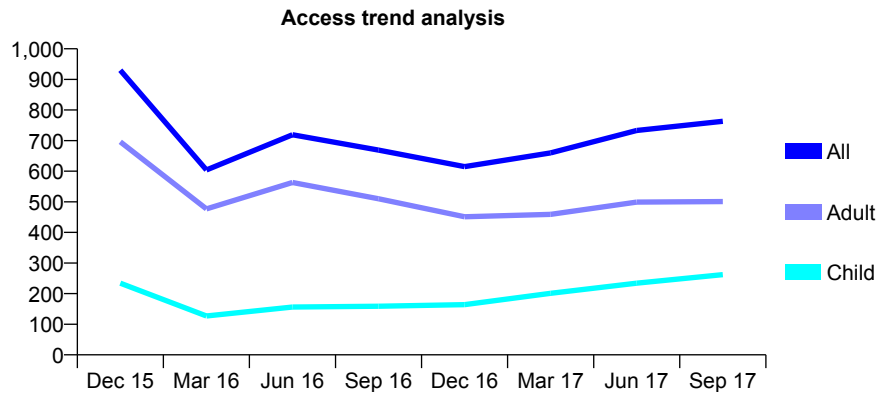
Q68 - Vital Signs At a Glance Contract Report for 340286/0004 - September 2017

Name or company name	MS V BDIANAT
Contract type name	GDS Contract
Purpose of contract	General
Contract start date	01/07/2011
Contract end date	

17/18 Contracted general activity (UDA)	1,670
Carry forward general activity (UDA)	0
17/18 Contracted orthodontic activity (UOA)	0
Carry forward orthodontic activity (UOA)	0
Baseline contract value	£48,194.42

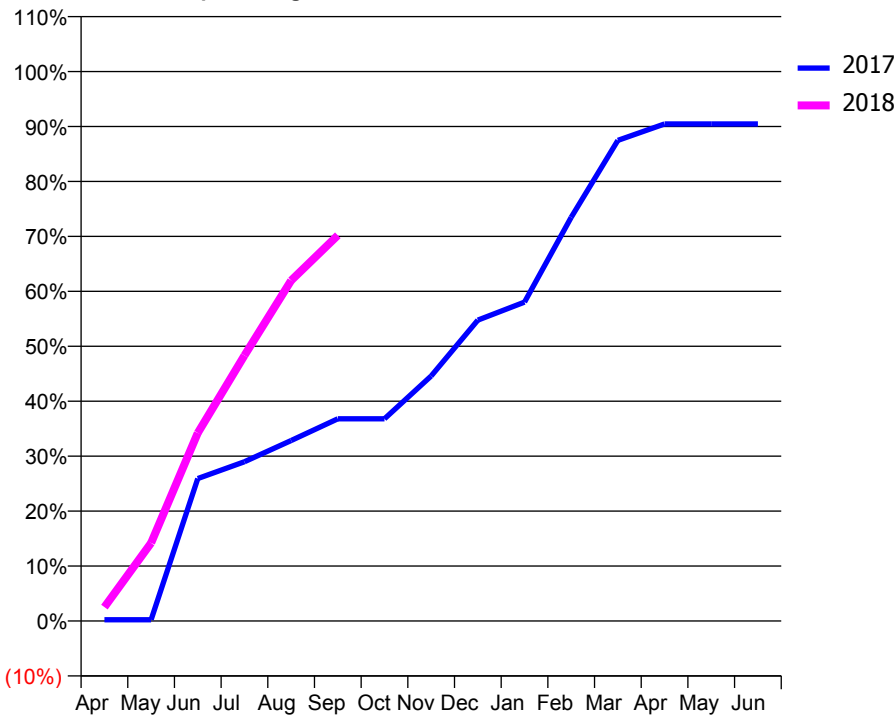
ACCESS*

Patients seen in 24 months	Total	Change since previous quarter
Quarter ending September 2016	669	
Quarter ending December 2016	615	↓
Quarter ending March 2017	660	↑
Quarter ending June 2017	733	↑
Quarter ending September 2017	763	↑
Variance since September 2016	14.1%	↑



ACTIVITY

Cumulative percentage of contracted UDA delivered 2017 & 2018



Month	Adjusted Scheduled Activity (UDA)	
	2017	2018
April	4	42
May	4	237
June	433	572
July	484	807
August	548	1,035
September	615	1,172
October	615	
November	745	
December	914	
January	969	
February	1,227	
March	1,461	
April	1,511	
May	1,511	
June	1,511	

QUALITY

	Quantity	Base Number	Contract	AT	Region	England
% of FP17s for the same patient ID Re-attending within 3 months - Children	35	262	13.4%	9.3%	11.4%	11.9%
% of FP17s for the same patient ID Re-attending within 3 months - Adults	58	418	13.9%	15.0%	15.7%	15.9%
% of FP17s for the same patient ID Re-attending between 3 & 9 months - Children	78	262	29.8%	59.5%	60.6%	58.1%
% of FP17s for the same patient ID Re-attending between 3 & 9 months - Adults	90	418	21.5%	51.2%	52.0%	50.6%
% of FP17s for Band 1 Urgent Courses	51	642	7.9%	9.6%	9.6%	9.1%
% of FP17s Relating to Free Repair or Replacements	0	642	0.0%	0.6%	0.7%	0.8%
% of FP17s Relating to Continuations	0	642	0.0%	0.9%	1.0%	1.1%
% of Patients satisfied with the dentistry they have received	0	0	N/A	90.4%	91.6%	91.4%
% of Patients satisfied with the time they had to wait for an appointment	0	0	N/A	87.3%	87.9%	87.7%

* This is based on patients treated on this contract for their most recent course of treatment. Figures in italics indicate the base number of FP17s or Patient Questionnaire responses are less than 100. N/A is shown where the base number of responses is less than 10 during the period. % is calculated as Quantity/Base number*100

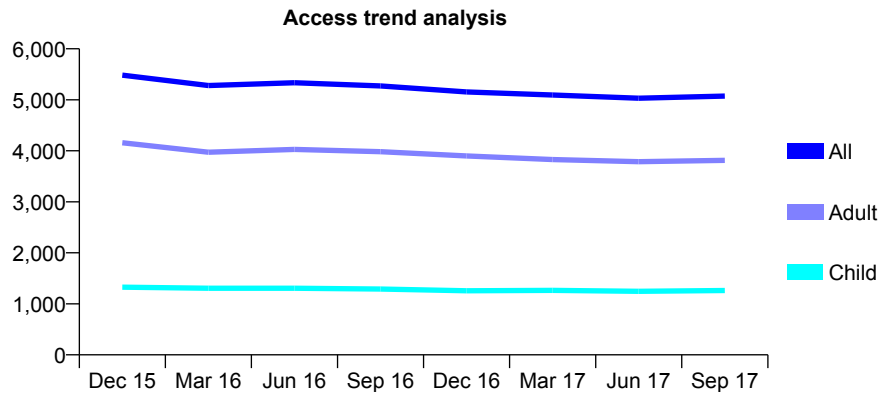
Q68 - Vital Signs At a Glance Contract Report for 341541/0001 - September 2017

Name or company name	MISS S IMANI
Contract type name	GDS Contract
Purpose of contract	General
Contract start date	01/04/2006
Contract end date	

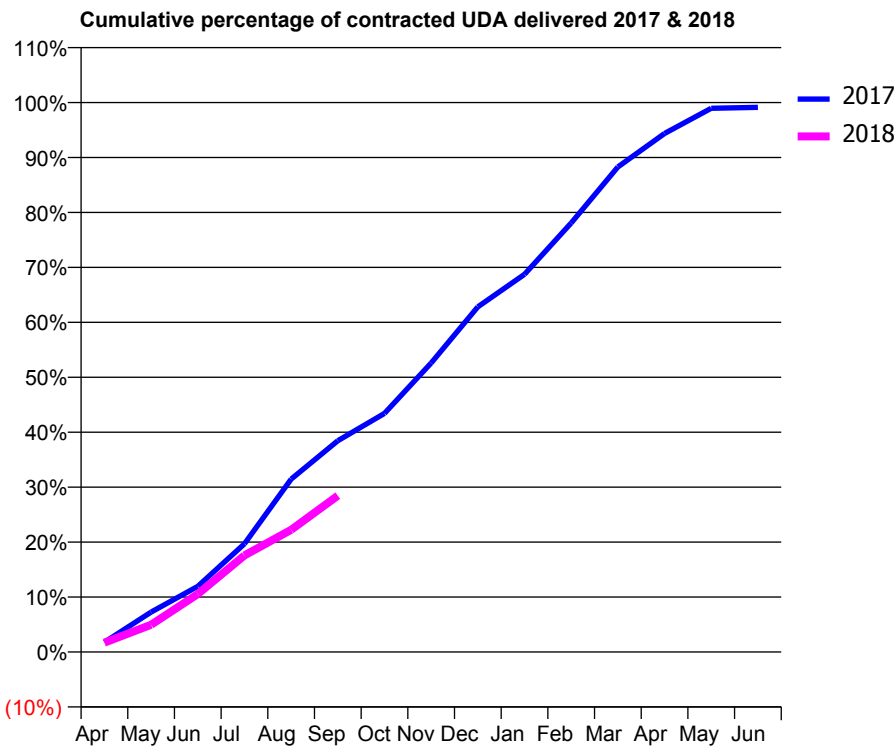
17/18 Contracted general activity (UDA)	19,333
Carry forward general activity (UDA)	0
17/18 Contracted orthodontic activity (UOA)	0
Carry forward orthodontic activity (UOA)	0
Baseline contract value	£470,517.60

ACCESS*

Patients seen in 24 months	Total	Change since previous quarter
Quarter ending September 2016	5,273	
Quarter ending December 2016	5,155	↓
Quarter ending March 2017	5,093	↓
Quarter ending June 2017	5,031	↓
Quarter ending September 2017	5,073	→
Variance since September 2016	(3.8%)	↓



ACTIVITY



Month	Adjusted Scheduled Activity (UDA)	
	2017	2018
April	311	330
May	1,261	959
June	2,073	2,038
July	3,415	3,400
August	5,453	4,301
September	6,665	5,502
October	7,525	
November	9,116	
December	10,886	
January	11,914	
February	13,532	
March	15,302	
April	16,357	
May	17,150	
June	17,181	

QUALITY

	Quantity	Base Number	Contract	AT	Region	England
% of FP17s for the same patient ID Re-attending within 3 months - Children	60	743	8.1%	9.3%	11.4%	11.9%
% of FP17s for the same patient ID Re-attending within 3 months - Adults	408	2,496	16.3%	15.0%	15.7%	15.9%
% of FP17s for the same patient ID Re-attending between 3 & 9 months - Children	316	743	42.5%	59.5%	60.6%	58.1%
% of FP17s for the same patient ID Re-attending between 3 & 9 months - Adults	1,116	2,496	44.7%	51.2%	52.0%	50.6%
% of FP17s for Band 1 Urgent Courses	575	2,651	21.7%	9.6%	9.6%	9.1%
% of FP17s Relating to Free Repair or Replacements	12	2,651	0.5%	0.6%	0.7%	0.8%
% of FP17s Relating to Continuations	5	2,651	0.2%	0.9%	1.0%	1.1%
% of Patients satisfied with the dentistry they have received	7	9	N/A	90.4%	91.6%	91.4%
% of Patients satisfied with the time they had to wait for an appointment	9	9	N/A	87.3%	87.9%	87.7%

* This is based on patients treated on this contract for their most recent course of treatment. Figures in italics indicate the base number of FP17s or Patient Questionnaire responses are less than 100. N/A is shown where the base number of responses is less than 10 during the period. % is calculated as Quantity/Base number*100

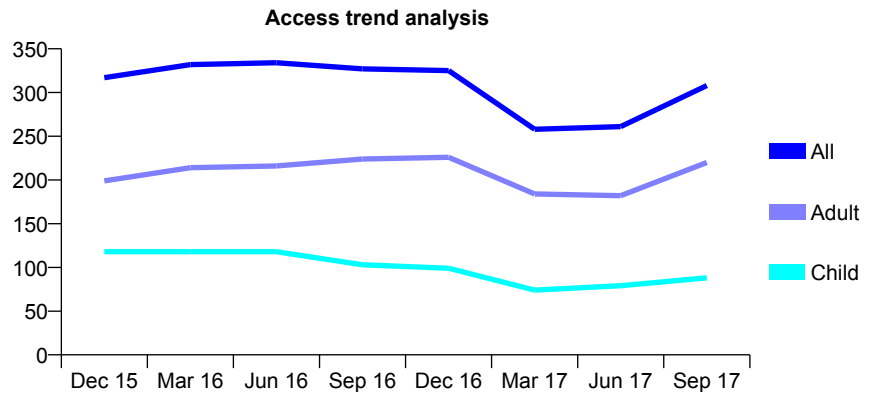
Q68 - Vital Signs At a Glance Contract Report for 341541/0002 - September 2017

Name or company name	MISS S IMANI
Contract type name	GDS Contract
Purpose of contract	General
Contract start date	01/04/2006
Contract end date	

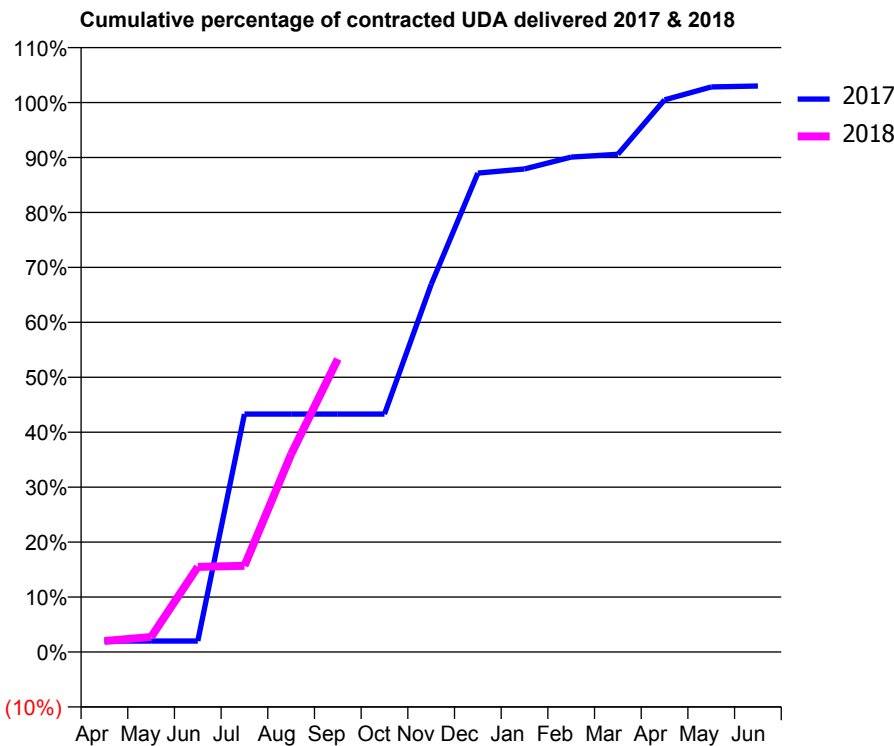
17/18 Contracted general activity (UDA)	600
Carry forward general activity (UDA)	-12
17/18 Contracted orthodontic activity (UOA)	0
Carry forward orthodontic activity (UOA)	0
Baseline contract value	£15,582.35

ACCESS*

Patients seen in 24 months	Total	Change since previous quarter
Quarter ending September 2016	327	
Quarter ending December 2016	325	→
Quarter ending March 2017	258	↓
Quarter ending June 2017	261	→
Quarter ending September 2017	308	↑
Variance since September 2016	(5.8%)	↓



ACTIVITY



Month	Adjusted Scheduled Activity (UDA)	
	2017	2018
April	12	12
May	12	16
June	12	93
July	260	94
August	260	216
September	260	320
October	260	
November	401	
December	523	
January	527	
February	540	
March	543	
April	603	
May	617	
June	618	

QUALITY

	Quantity	Base Number	Contract	AT	Region	England
% of FP17s for the same patient ID Re-attending within 3 months - Children	1	49	2.0%	9.3%	11.4%	11.9%
% of FP17s for the same patient ID Re-attending within 3 months - Adults	4	138	2.9%	15.0%	15.7%	15.9%
% of FP17s for the same patient ID Re-attending between 3 & 9 months - Children	1	49	2.0%	59.5%	60.6%	58.1%
% of FP17s for the same patient ID Re-attending between 3 & 9 months - Adults	8	138	5.8%	51.2%	52.0%	50.6%
% of FP17s for Band 1 Urgent Courses	34	167	20.4%	9.6%	9.6%	9.1%
% of FP17s Relating to Free Repair or Replacements	0	167	0.0%	0.6%	0.7%	0.8%
% of FP17s Relating to Continuations	0	167	0.0%	0.9%	1.0%	1.1%
% of Patients satisfied with the dentistry they have received	0	0	N/A	90.4%	91.6%	91.4%
% of Patients satisfied with the time they had to wait for an appointment	0	0	N/A	87.3%	87.9%	87.7%

* This is based on patients treated on this contract for their most recent course of treatment. Figures in italics indicate the base number of FP17s or Patient Questionnaire responses are less than 100. N/A is shown where the base number of responses is less than 10 during the period. % is calculated as Quantity/Base number*100

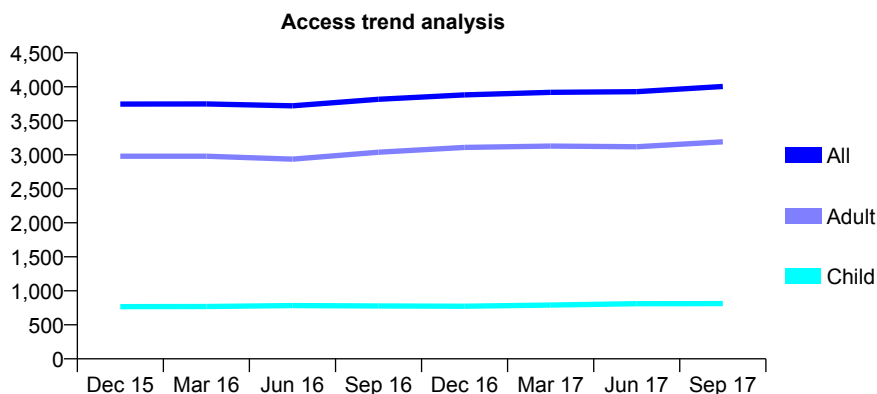
Q68 - Vital Signs At a Glance Contract Report for 346063/0001 - September 2017

Name or company name	MRS K PIRAYESH
Contract type name	GDS Contract
Purpose of contract	General
Contract start date	01/04/2006
Contract end date	

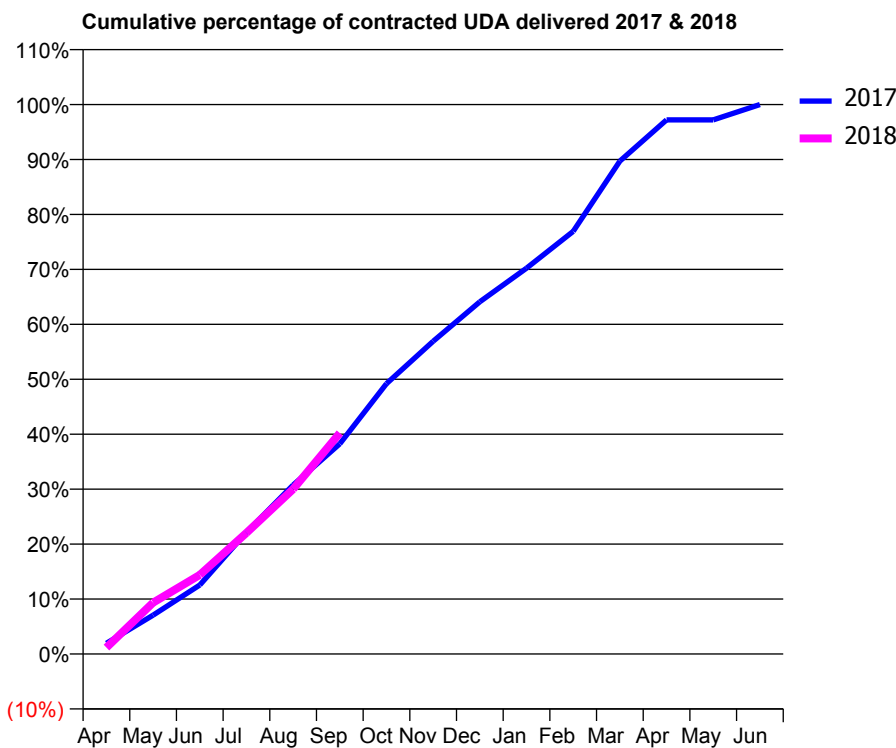
17/18 Contracted general activity (UDA)	12,906
Carry forward general activity (UDA)	0
17/18 Contracted orthodontic activity (UOA)	0
Carry forward orthodontic activity (UOA)	0
Baseline contract value	£331,358.40

ACCESS*

Patients seen in 24 months	Total	Change since previous quarter
Quarter ending September 2016	3,816	
Quarter ending December 2016	3,882	→
Quarter ending March 2017	3,919	→
Quarter ending June 2017	3,929	→
Quarter ending September 2017	4,004	→
Variance since September 2016	4.9%	↑



ACTIVITY



Month	Adjusted Scheduled Activity (UDA)	
	2017	2018
April	252	150
May	912	1,208
June	1,620	1,858
July	2,862	2,846
August	3,968	3,872
September	4,938	5,192
October	6,349	
November	7,346	
December	8,273	
January	9,061	
February	9,927	
March	11,578	
April	12,545	
May	12,545	
June	12,905	

QUALITY

	Quantity	Base Number	Contract	AT	Region	England
% of FP17s for the same patient ID Re-attending within 3 months - Children	38	611	6.2%	9.3%	11.4%	11.9%
% of FP17s for the same patient ID Re-attending within 3 months - Adults	296	2,063	14.3%	15.0%	15.7%	15.9%
% of FP17s for the same patient ID Re-attending between 3 & 9 months - Children	351	611	57.4%	59.5%	60.6%	58.1%
% of FP17s for the same patient ID Re-attending between 3 & 9 months - Adults	1,002	2,063	48.6%	51.2%	52.0%	50.6%
% of FP17s for Band 1 Urgent Courses	217	2,249	9.6%	9.6%	9.6%	9.1%
% of FP17s Relating to Free Repair or Replacements	4	2,249	0.2%	0.6%	0.7%	0.8%
% of FP17s Relating to Continuations	42	2,249	1.9%	0.9%	1.0%	1.1%
% of Patients satisfied with the dentistry they have received	4	5	N/A	90.4%	91.6%	91.4%
% of Patients satisfied with the time they had to wait for an appointment	4	5	N/A	87.3%	87.9%	87.7%

* This is based on patients treated on this contract for their most recent course of treatment. Figures in italics indicate the base number of FP17s or Patient Questionnaire responses are less than 100. N/A is shown where the base number of responses is less than 10 during the period. % is calculated as Quantity/Base number*100

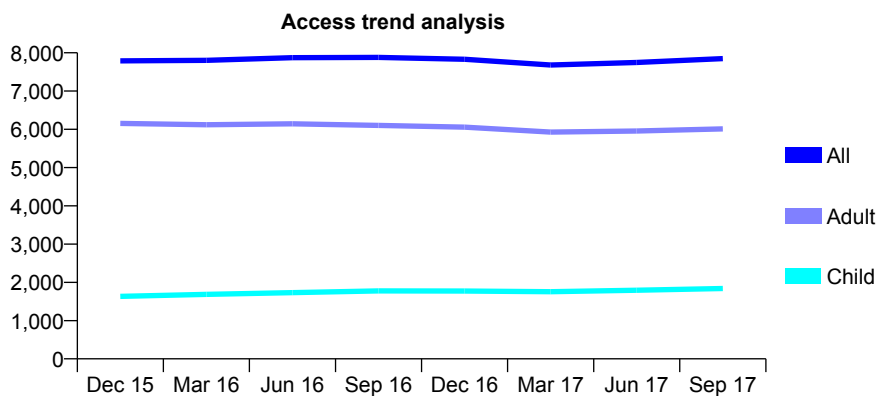
Q68 - Vital Signs At a Glance Contract Report for 346098/0001 - September 2017

Name or company name	MISS A ALAVI
Contract type name	GDS Contract
Purpose of contract	General
Contract start date	01/04/2006
Contract end date	

17/18 Contracted general activity (UDA)	24,013
Carry forward general activity (UDA)	0
17/18 Contracted orthodontic activity (UOA)	0
Carry forward orthodontic activity (UOA)	0
Baseline contract value	£631,258.85

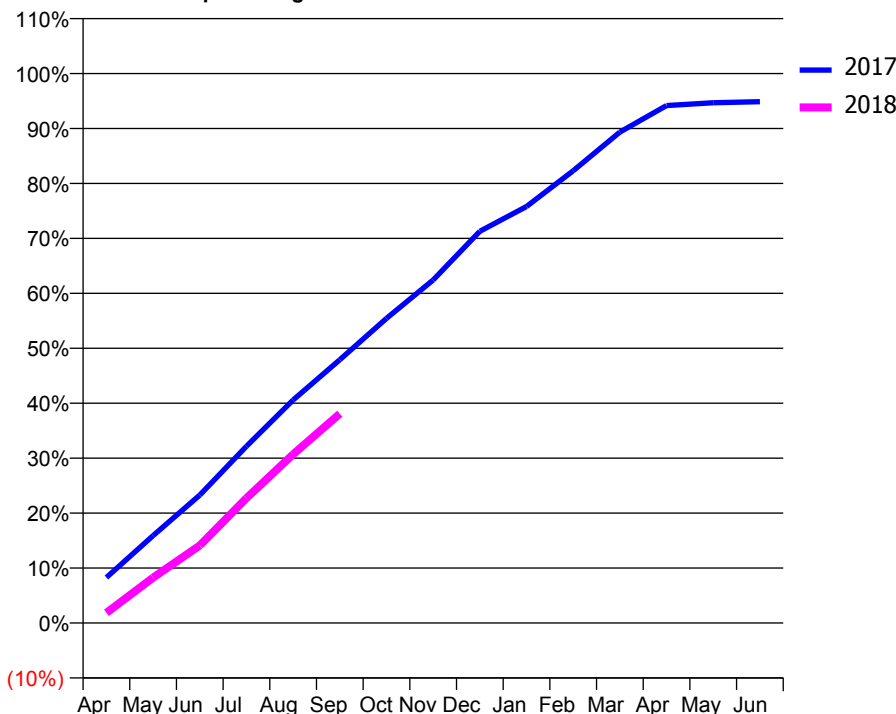
ACCESS*

Patients seen in 24 months	Total	Change since previous quarter
Quarter ending September 2016	7,878	
Quarter ending December 2016	7,830	→
Quarter ending March 2017	7,682	↓
Quarter ending June 2017	7,747	→
Quarter ending September 2017	7,849	→
Variance since September 2016	(0.4%)	→



ACTIVITY

Cumulative percentage of contracted UDA delivered 2017 & 2018



Adjusted Scheduled Activity (UDA)

Month	2017	2018
April	1,988	446
May	3,821	1,984
June	5,593	3,390
July	7,722	5,459
August	9,745	7,375
September	11,506	9,149
October	13,311	
November	14,992	
December	17,118	
January	18,199	
February	19,766	
March	21,454	
April	22,610	
May	22,738	
June	22,782	

QUALITY

	Quantity	Base Number	Contract	AT	Region	England
% of FP17s for the same patient ID Re-attending within 3 months - Children	57	1,324	4.3%	9.3%	11.4%	11.9%
% of FP17s for the same patient ID Re-attending within 3 months - Adults	537	4,313	12.5%	15.0%	15.7%	15.9%
% of FP17s for the same patient ID Re-attending between 3 & 9 months - Children	798	1,324	60.3%	59.5%	60.6%	58.1%
% of FP17s for the same patient ID Re-attending between 3 & 9 months - Adults	2,580	4,313	59.8%	51.2%	52.0%	50.6%
% of FP17s for Band 1 Urgent Courses	263	4,978	5.3%	9.6%	9.6%	9.1%
% of FP17s Relating to Free Repair or Replacements	31	4,978	0.6%	0.6%	0.7%	0.8%
% of FP17s Relating to Continuations	102	4,978	2.0%	0.9%	1.0%	1.1%
% of Patients satisfied with the dentistry they have received	12	13	92.3%	90.4%	91.6%	91.4%
% of Patients satisfied with the time they had to wait for an appointment	11	13	84.6%	87.3%	87.9%	87.7%

* This is based on patients treated on this contract for their most recent course of treatment. Figures in italics indicate the base number of FP17s or Patient Questionnaire responses are less than 100. N/A is shown where the base number of responses is less than 10 during the period. % is calculated as Quantity/Base number*100

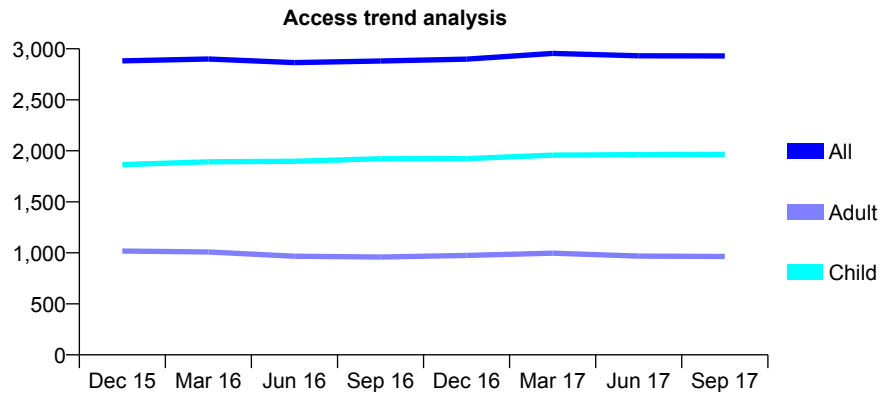
Q68 - Vital Signs At a Glance Contract Report for 355046/0001 - September 2017

Name or company name	Mr MA Crowley and Mr AW Smith
Contract type name	GDS Contract
Purpose of contract	General
Contract start date	01/04/2006
Contract end date	

17/18 Contracted general activity (UDA)	7,028
Carry forward general activity (UDA)	53
17/18 Contracted orthodontic activity (UOA)	0
Carry forward orthodontic activity (UOA)	0
Baseline contract value	£177,310.44

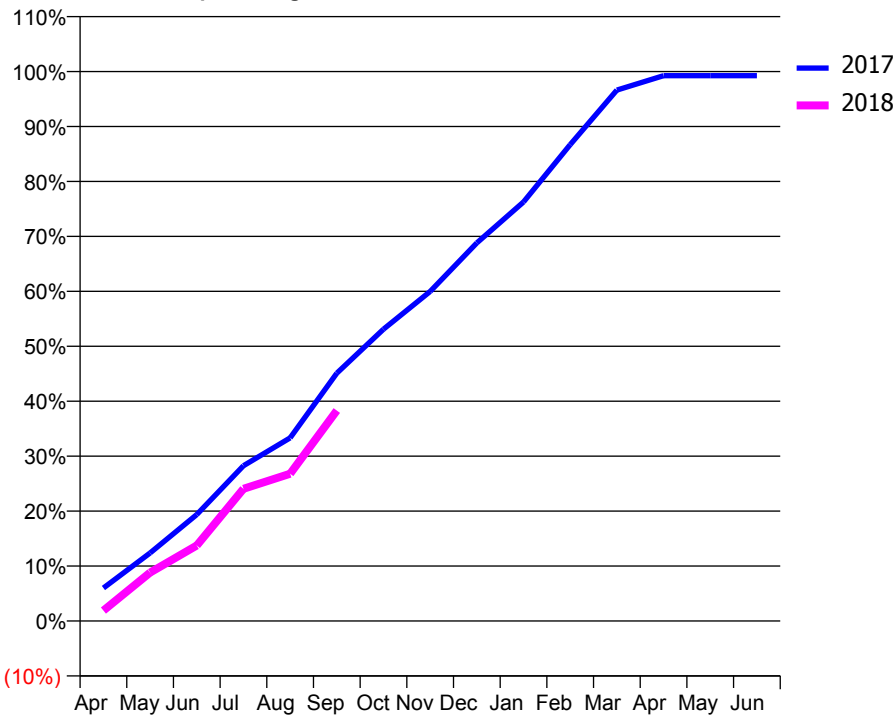
ACCESS*

Patients seen in 24 months	Total	Change since previous quarter
Quarter ending September 2016	2,881	
Quarter ending December 2016	2,899	→
Quarter ending March 2017	2,955	→
Quarter ending June 2017	2,931	→
Quarter ending September 2017	2,930	→
Variance since September 2016	1.7%	→



ACTIVITY

Cumulative percentage of contracted UDA delivered 2017 & 2018



Month	Adjusted Scheduled Activity (UDA)	
	2017	2018
April	422	134
May	871	620
June	1,361	967
July	1,985	1,690
August	2,342	1,884
September	3,170	2,692
October	3,732	
November	4,215	
December	4,836	
January	5,359	
February	6,092	
March	6,790	
April	6,974	
May	6,974	
June	6,974	

QUALITY

	Quantity	Base Number	Contract	AT	Region	England
% of FP17s for the same patient ID Re-attending within 3 months - Children	66	1,297	5.1%	9.3%	11.4%	11.9%
% of FP17s for the same patient ID Re-attending within 3 months - Adults	68	433	15.7%	15.0%	15.7%	15.9%
% of FP17s for the same patient ID Re-attending between 3 & 9 months - Children	752	1,297	58.0%	59.5%	60.6%	58.1%
% of FP17s for the same patient ID Re-attending between 3 & 9 months - Adults	194	433	44.8%	51.2%	52.0%	50.6%
% of FP17s for Band 1 Urgent Courses	85	1,629	5.2%	9.6%	9.6%	9.1%
% of FP17s Relating to Free Repair or Replacements	2	1,629	0.1%	0.6%	0.7%	0.8%
% of FP17s Relating to Continuations	2	1,629	0.1%	0.9%	1.0%	1.1%
% of Patients satisfied with the dentistry they have received	2	2	N/A	90.4%	91.6%	91.4%
% of Patients satisfied with the time they had to wait for an appointment	2	2	N/A	87.3%	87.9%	87.7%

* This is based on patients treated on this contract for their most recent course of treatment. Figures in italics indicate the base number of FP17s or Patient Questionnaire responses are less than 100. N/A is shown where the base number of responses is less than 10 during the period. % is calculated as Quantity/Base number*100

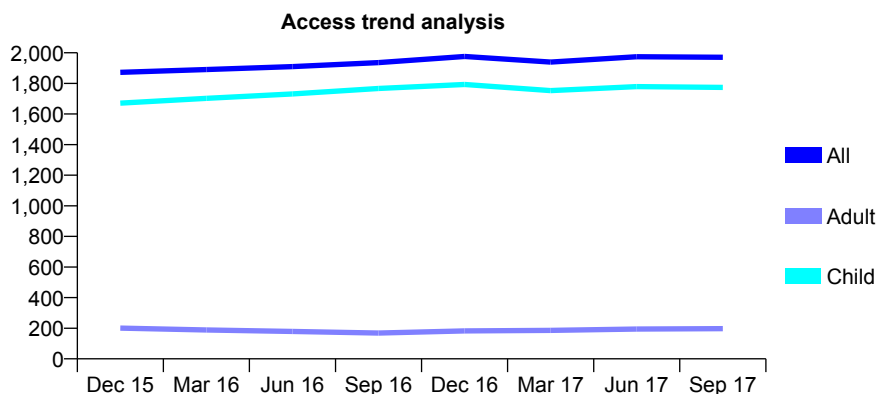
Q68 - Vital Signs At a Glance Contract Report for 355410/0001 - September 2017

Name or company name	MR C AMIN
Contract type name	GDS Contract
Purpose of contract	General
Contract start date	01/04/2012
Contract end date	

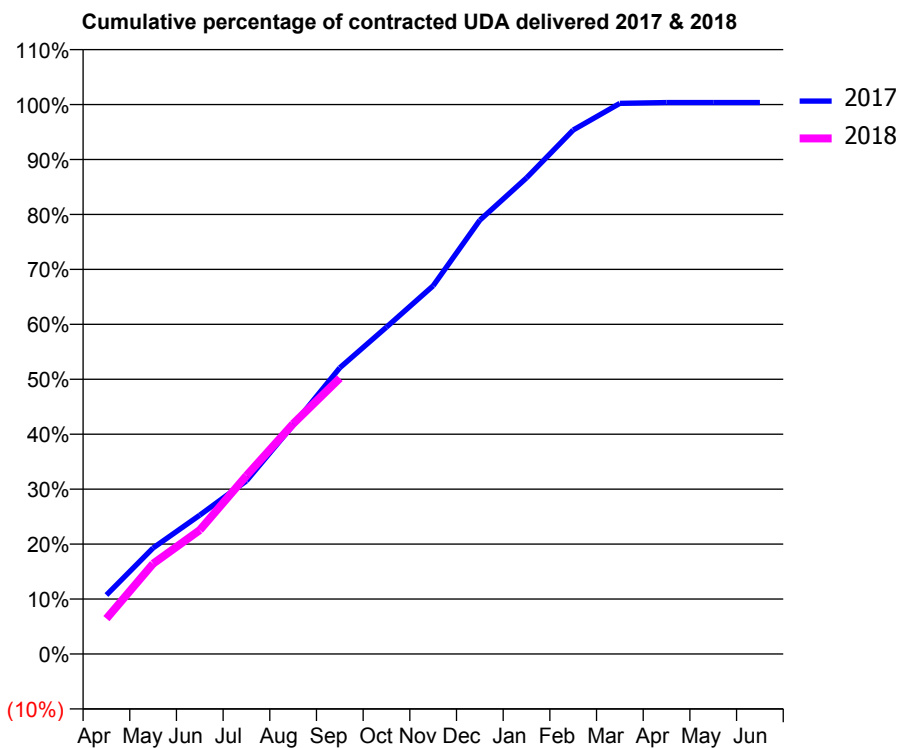
17/18 Contracted general activity (UDA)	3,800
Carry forward general activity (UDA)	0
17/18 Contracted orthodontic activity (UOA)	0
Carry forward orthodontic activity (UOA)	0
Baseline contract value	£101,182.68

ACCESS*

Patients seen in 24 months	Total	Change since previous quarter
Quarter ending September 2016	1,936	
Quarter ending December 2016	1,976	↑
Quarter ending March 2017	1,939	↓
Quarter ending June 2017	1,974	→
Quarter ending September 2017	1,971	→
Variance since September 2016	1.8%	→



ACTIVITY



Month	Adjusted Scheduled Activity (UDA)	
	2017	2018
April	408	245
May	733	625
June	960	857
July	1,197	1,233
August	1,583	1,592
September	1,979	1,908
October	2,260	
November	2,546	
December	3,001	
January	3,293	
February	3,623	
March	3,808	
April	3,813	
May	3,813	
June	3,813	

QUALITY

	Quantity	Base Number	Contract	AT	Region	England
% of FP17s for the same patient ID Re-attending within 3 months - Children	62	1,237	5.0%	9.3%	11.4%	11.9%
% of FP17s for the same patient ID Re-attending within 3 months - Adults	4	51	7.8%	15.0%	15.7%	15.9%
% of FP17s for the same patient ID Re-attending between 3 & 9 months - Children	692	1,237	55.9%	59.5%	60.6%	58.1%
% of FP17s for the same patient ID Re-attending between 3 & 9 months - Adults	30	51	58.8%	51.2%	52.0%	50.6%
% of FP17s for Band 1 Urgent Courses	44	1,282	3.4%	9.6%	9.6%	9.1%
% of FP17s Relating to Free Repair or Replacements	1	1,282	0.1%	0.6%	0.7%	0.8%
% of FP17s Relating to Continuations	8	1,282	0.6%	0.9%	1.0%	1.1%
% of Patients satisfied with the dentistry they have received	1	1	N/A	90.4%	91.6%	91.4%
% of Patients satisfied with the time they had to wait for an appointment	1	1	N/A	87.3%	87.9%	87.7%

* This is based on patients treated on this contract for their most recent course of treatment. Figures in italics indicate the base number of FP17s or Patient Questionnaire responses are less than 100. N/A is shown where the base number of responses is less than 10 during the period. % is calculated as Quantity/Base number*100

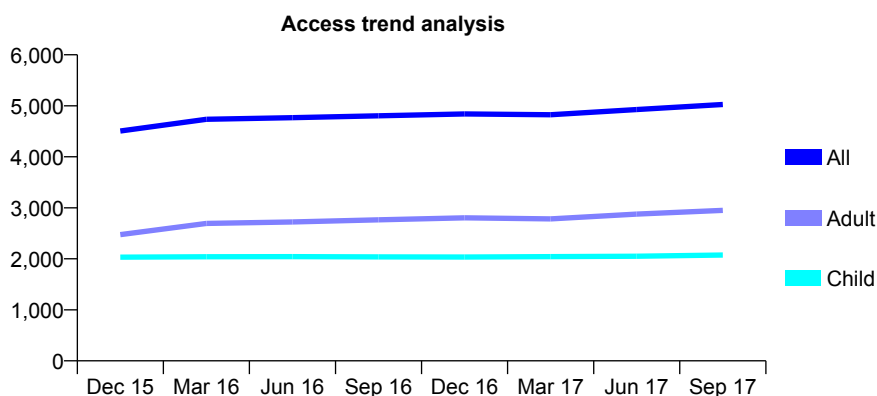
Q68 - Vital Signs At a Glance Contract Report for 355569/0003 - September 2017

Name or company name	MISS S LALANI
Contract type name	GDS Contract
Purpose of contract	General
Contract start date	02/07/2012
Contract end date	

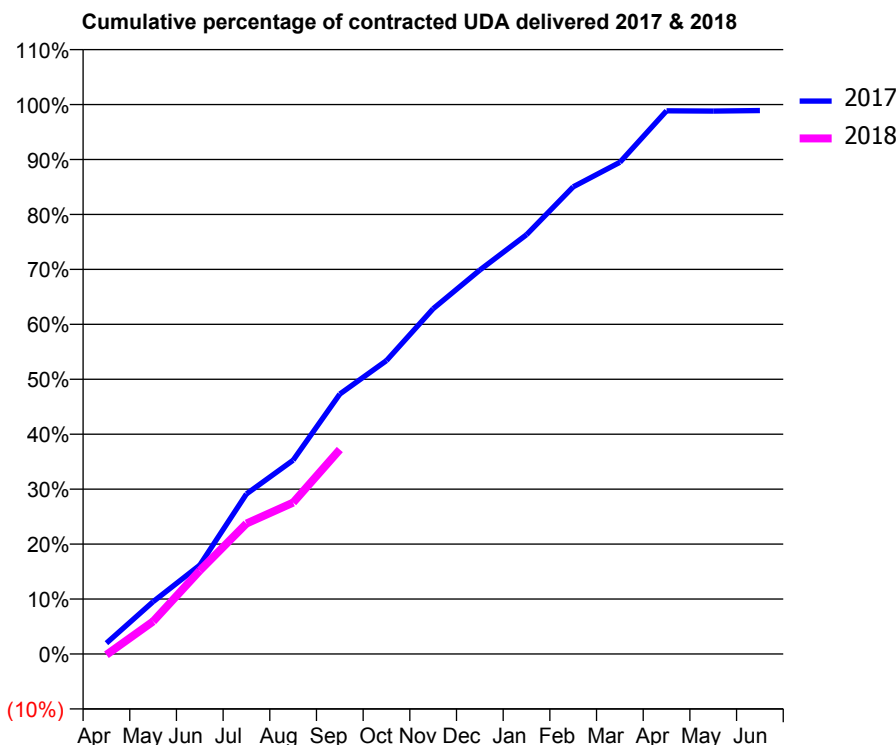
17/18 Contracted general activity (UDA)	11,500
Carry forward general activity (UDA)	127
17/18 Contracted orthodontic activity (UOA)	0
Carry forward orthodontic activity (UOA)	0
Baseline contract value	£387,670.19

ACCESS*

Patients seen in 24 months	Total	Change since previous quarter
Quarter ending September 2016	4,803	
Quarter ending December 2016	4,841	→
Quarter ending March 2017	4,825	→
Quarter ending June 2017	4,927	↑
Quarter ending September 2017	5,026	↑
Variance since September 2016	4.6%	↑



ACTIVITY



Month	Adjusted Scheduled Activity (UDA)	
	2017	2018
April	226	-18
May	1,095	681
June	1,859	1,745
July	3,351	2,729
August	4,056	3,169
September	5,439	4,280
October	6,142	
November	7,228	
December	8,037	
January	8,774	
February	9,776	
March	10,292	
April	11,367	
May	11,362	
June	11,372	

QUALITY

	Quantity	Base Number	Contract	AT	Region	England
% of FP17s for the same patient ID Re-attending within 3 months - Children	88	1,609	5.5%	9.3%	11.4%	11.9%
% of FP17s for the same patient ID Re-attending within 3 months - Adults	245	1,829	13.4%	15.0%	15.7%	15.9%
% of FP17s for the same patient ID Re-attending between 3 & 9 months - Children	907	1,609	56.4%	59.5%	60.6%	58.1%
% of FP17s for the same patient ID Re-attending between 3 & 9 months - Adults	857	1,829	46.9%	51.2%	52.0%	50.6%
% of FP17s for Band 1 Urgent Courses	253	2,811	9.0%	9.6%	9.6%	9.1%
% of FP17s Relating to Free Repair or Replacements	12	2,811	0.4%	0.6%	0.7%	0.8%
% of FP17s Relating to Continuations	4	2,811	0.1%	0.9%	1.0%	1.1%
% of Patients satisfied with the dentistry they have received	3	3	N/A	90.4%	91.6%	91.4%
% of Patients satisfied with the time they had to wait for an appointment	3	3	N/A	87.3%	87.9%	87.7%

* This is based on patients treated on this contract for their most recent course of treatment. Figures in italics indicate the base number of FP17s or Patient Questionnaire responses are less than 100. N/A is shown where the base number of responses is less than 10 during the period. % is calculated as Quantity/Base number*100

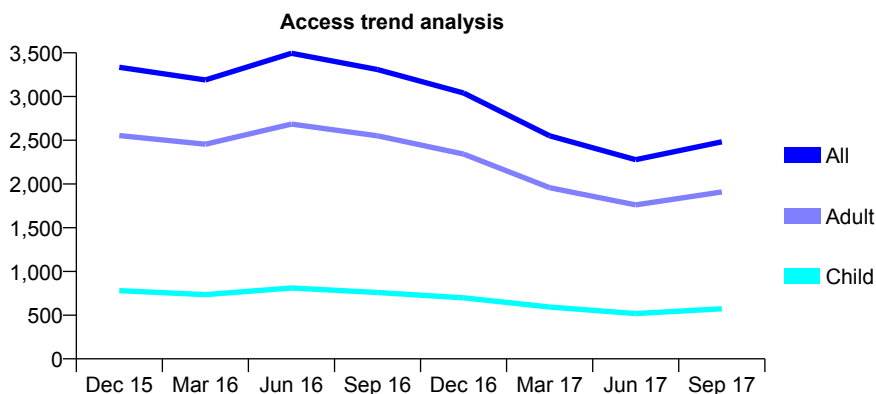
Q68 - Vital Signs At a Glance Contract Report for 359270/0022 - September 2017

Name or company name	MR AF RAI
Contract type name	GDS Contract
Purpose of contract	General
Contract start date	01/02/2013
Contract end date	

17/18 Contracted general activity (UDA)	8,710
Carry forward general activity (UDA)	0
17/18 Contracted orthodontic activity (UOA)	0
Carry forward orthodontic activity (UOA)	0
Baseline contract value	£222,496.13

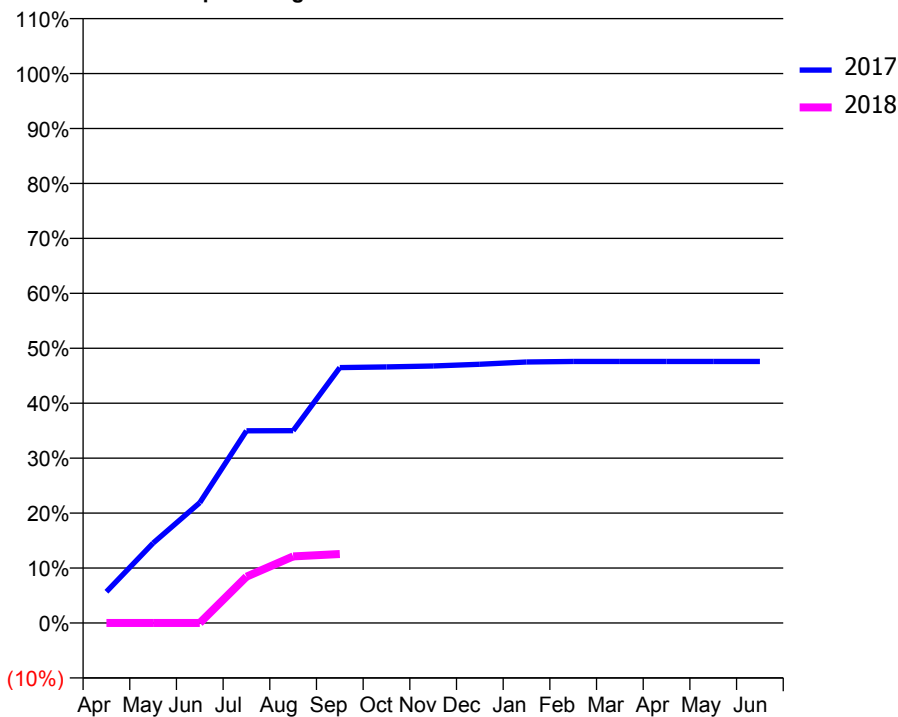
ACCESS*

Patients seen in 24 months	Total	Change since previous quarter
Quarter ending September 2016	3,309	
Quarter ending December 2016	3,040	↓
Quarter ending March 2017	2,551	↓
Quarter ending June 2017	2,277	↓
Quarter ending September 2017	2,482	↑
Variance since September 2016	(25.0%)	↓



ACTIVITY

Cumulative percentage of contracted UDA delivered 2017 & 2018



Adjusted Scheduled Activity (UDA)

Month	2017	2018
April	341	0
May	873	0
June	1,313	0
July	2,099	734
August	2,100	1,056
September	2,789	1,095
October	2,796	
November	2,807	
December	2,826	
January	2,850	
February	2,856	
March	2,856	
April	2,856	
May	2,856	
June	2,856	

QUALITY

	Quantity	Base Number	Contract	AT	Region	England
% of FP17s for the same patient ID Re-attending within 3 months - Children	24	673	3.6%	9.3%	11.4%	11.9%
% of FP17s for the same patient ID Re-attending within 3 months - Adults	269	2,062	13.0%	15.0%	15.7%	15.9%
% of FP17s for the same patient ID Re-attending between 3 & 9 months - Children	398	673	59.1%	59.5%	60.6%	58.1%
% of FP17s for the same patient ID Re-attending between 3 & 9 months - Adults	970	2,062	47.0%	51.2%	52.0%	50.6%
% of FP17s for Band 1 Urgent Courses	81	833	9.7%	9.6%	9.6%	9.1%
% of FP17s Relating to Free Repair or Replacements	6	833	0.7%	0.6%	0.7%	0.8%
% of FP17s Relating to Continuations	17	833	2.0%	0.9%	1.0%	1.1%
% of Patients satisfied with the dentistry they have received	3	3	N/A	90.4%	91.6%	91.4%
% of Patients satisfied with the time they had to wait for an appointment	3	3	N/A	87.3%	87.9%	87.7%

* This is based on patients treated on this contract for their most recent course of treatment. Figures in italics indicate the base number of FP17s or Patient Questionnaire responses are less than 100. N/A is shown where the base number of responses is less than 10 during the period. % is calculated as Quantity/Base number*100

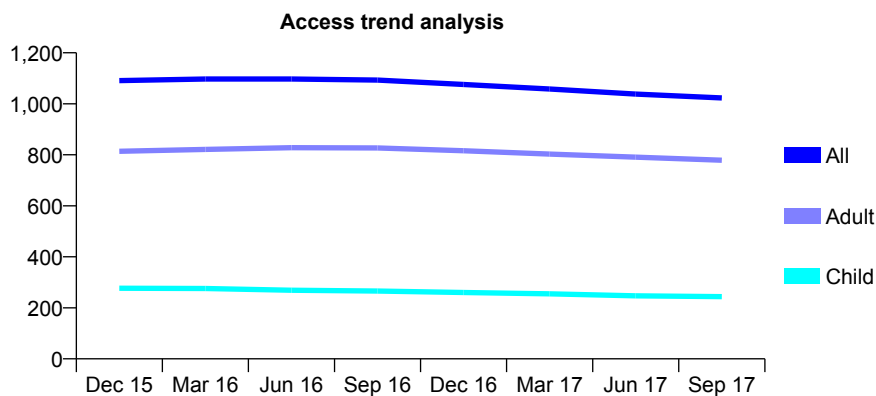
Q68 - Vital Signs At a Glance Contract Report for 359408/0001 - September 2017

Name or company name	MR KP PATEL
Contract type name	GDS Contract
Purpose of contract	General
Contract start date	01/04/2006
Contract end date	

17/18 Contracted general activity (UDA)	4,579
Carry forward general activity (UDA)	0
17/18 Contracted orthodontic activity (UOA)	0
Carry forward orthodontic activity (UOA)	0
Baseline contract value	£116,869.41

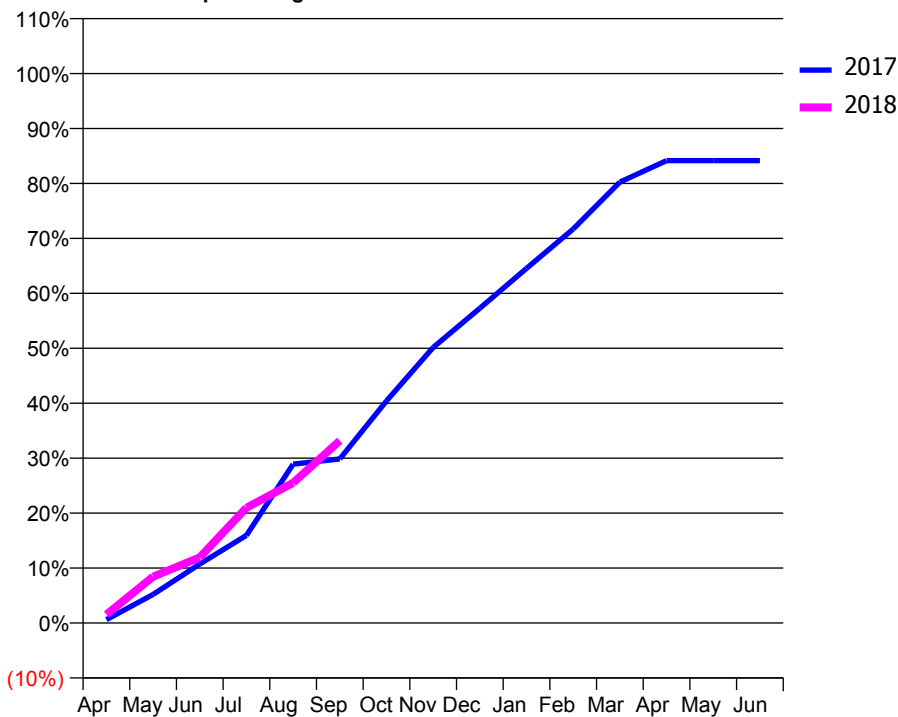
ACCESS*

Patients seen in 24 months	Total	Change since previous quarter
Quarter ending September 2016	1,093	
Quarter ending December 2016	1,076	↓
Quarter ending March 2017	1,058	↓
Quarter ending June 2017	1,038	↓
Quarter ending September 2017	1,023	↓
Variance since September 2016	(6.4%)	↓



ACTIVITY

Cumulative percentage of contracted UDA delivered 2017 & 2018



Month	Adjusted Scheduled Activity (UDA)	
	2017	2018
April	28	71
May	238	386
June	492	547
July	731	961
August	1,324	1,168
September	1,368	1,520
October	1,851	
November	2,296	
December	2,622	
January	2,955	
February	3,283	
March	3,675	
April	3,853	
May	3,853	
June	3,853	

QUALITY

	Quantity	Base Number	Contract	AT	Region	England
% of FP17s for the same patient ID Re-attending within 3 months - Children	17	235	7.2%	9.3%	11.4%	11.9%
% of FP17s for the same patient ID Re-attending within 3 months - Adults	129	745	17.3%	15.0%	15.7%	15.9%
% of FP17s for the same patient ID Re-attending between 3 & 9 months - Children	170	235	72.3%	59.5%	60.6%	58.1%
% of FP17s for the same patient ID Re-attending between 3 & 9 months - Adults	533	745	71.5%	51.2%	52.0%	50.6%
% of FP17s for Band 1 Urgent Courses	34	917	3.7%	9.6%	9.6%	9.1%
% of FP17s Relating to Free Repair or Replacements	16	917	1.7%	0.6%	0.7%	0.8%
% of FP17s Relating to Continuations	18	917	2.0%	0.9%	1.0%	1.1%
% of Patients satisfied with the dentistry they have received	4	4	N/A	90.4%	91.6%	91.4%
% of Patients satisfied with the time they had to wait for an appointment	4	4	N/A	87.3%	87.9%	87.7%

* This is based on patients treated on this contract for their most recent course of treatment. Figures in italics indicate the base number of FP17s or Patient Questionnaire responses are less than 100. N/A is shown where the base number of responses is less than 10 during the period. % is calculated as Quantity/Base number*100

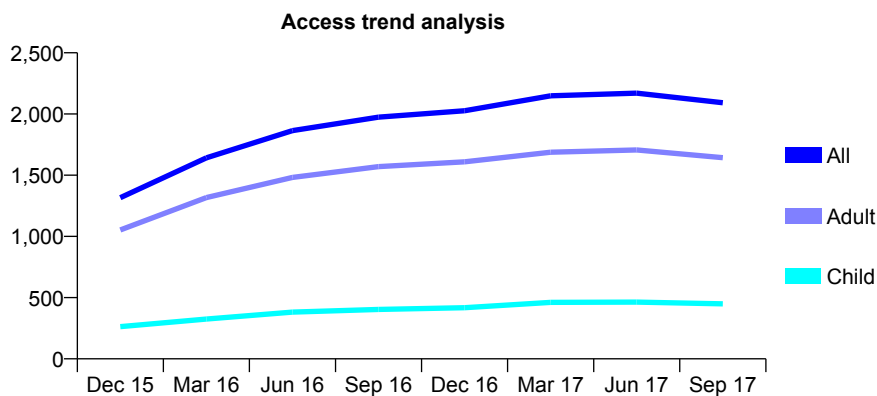
Q68 - Vital Signs At a Glance Contract Report for 363863/0001 - September 2017

Name or company name	MR G BILLIS
Contract type name	GDS Contract
Purpose of contract	General
Contract start date	01/07/2015
Contract end date	

17/18 Contracted general activity (UDA)	6,000
Carry forward general activity (UDA)	12
17/18 Contracted orthodontic activity (UOA)	0
Carry forward orthodontic activity (UOA)	0
Baseline contract value	£147,037.86

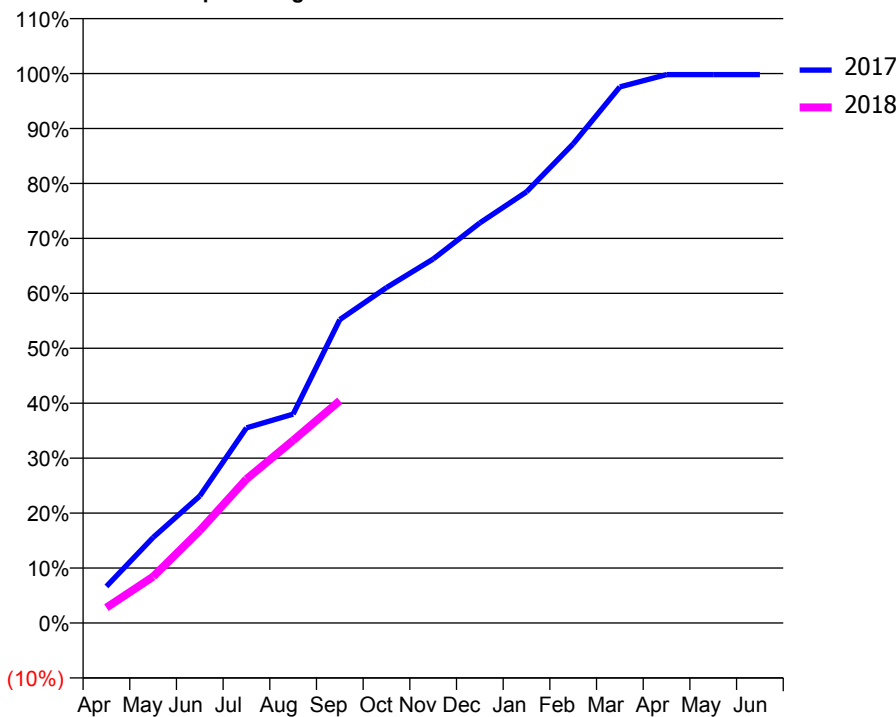
ACCESS*

Patients seen in 24 months	Total	Change since previous quarter
Quarter ending September 2016	1,974	
Quarter ending December 2016	2,027	↑
Quarter ending March 2017	2,149	↑
Quarter ending June 2017	2,170	→
Quarter ending September 2017	2,092	↓
Variance since September 2016	6.0%	↑



ACTIVITY

Cumulative percentage of contracted UDA delivered 2017 & 2018



Adjusted Scheduled Activity (UDA)

Month	2017	2018
April	400	168
May	934	506
June	1,387	1,010
July	2,131	1,572
August	2,281	1,994
September	3,314	2,427
October	3,662	
November	3,974	
December	4,369	
January	4,708	
February	5,232	
March	5,854	
April	5,987	
May	5,987	
June	5,987	

QUALITY

	Quantity	Base Number	Contract	AT	Region	England
% of FP17s for the same patient ID Re-attending within 3 months - Children	14	313	4.5%	9.3%	11.4%	11.9%
% of FP17s for the same patient ID Re-attending within 3 months - Adults	116	1,037	11.2%	15.0%	15.7%	15.9%
% of FP17s for the same patient ID Re-attending between 3 & 9 months - Children	193	313	61.7%	59.5%	60.6%	58.1%
% of FP17s for the same patient ID Re-attending between 3 & 9 months - Adults	581	1,037	56.0%	51.2%	52.0%	50.6%
% of FP17s for Band 1 Urgent Courses	127	1,308	9.7%	9.6%	9.6%	9.1%
% of FP17s Relating to Free Repair or Replacements	5	1,308	0.4%	0.6%	0.7%	0.8%
% of FP17s Relating to Continuations	2	1,308	0.2%	0.9%	1.0%	1.1%
% of Patients satisfied with the dentistry they have received	14	14	100.0%	90.4%	91.6%	91.4%
% of Patients satisfied with the time they had to wait for an appointment	12	14	85.7%	87.3%	87.9%	87.7%

* This is based on patients treated on this contract for their most recent course of treatment. Figures in italics indicate the base number of FP17s or Patient Questionnaire responses are less than 100. N/A is shown where the base number of responses is less than 10 during the period. % is calculated as Quantity/Base number*100

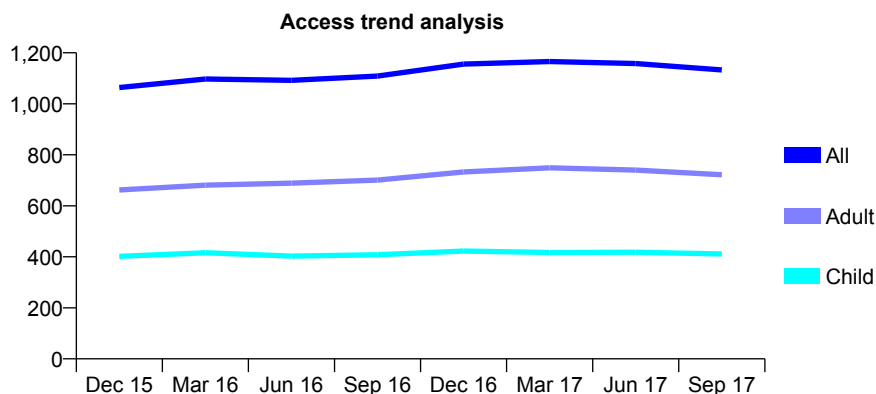
Q68 - Vital Signs At a Glance Contract Report for 368156/0001 - September 2017

Name or company name	MRS N SRINIVASAN
Contract type name	GDS Contract
Purpose of contract	General
Contract start date	01/07/2011
Contract end date	

17/18 Contracted general activity (UDA)	2,265
Carry forward general activity (UDA)	-46
17/18 Contracted orthodontic activity (UOA)	0
Carry forward orthodontic activity (UOA)	0
Baseline contract value	£56,436.73

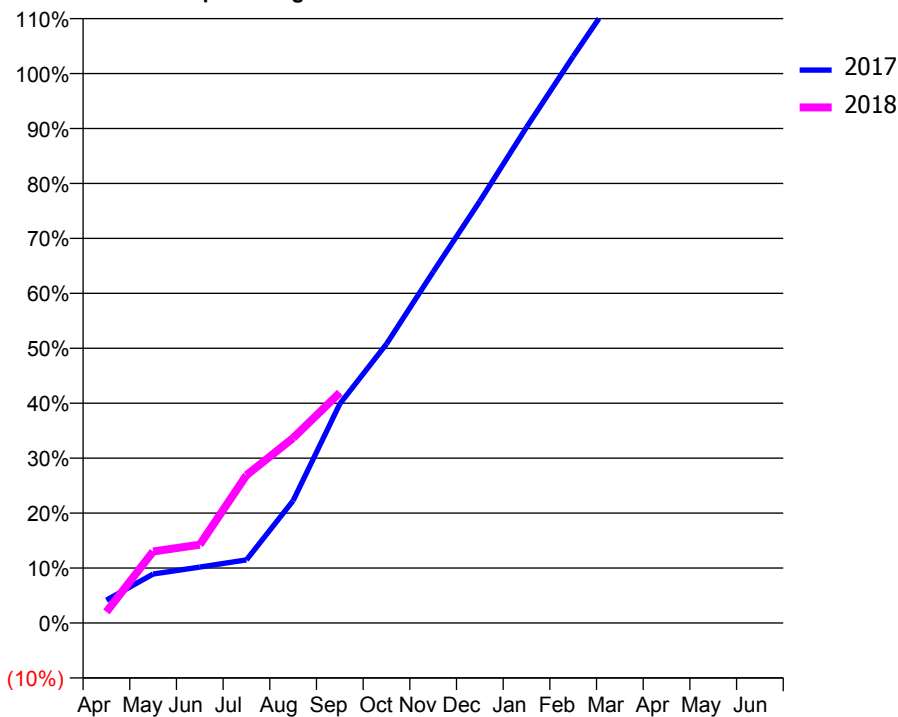
ACCESS*

Patients seen in 24 months	Total	Change since previous quarter
Quarter ending September 2016	1,109	
Quarter ending December 2016	1,156	↑
Quarter ending March 2017	1,166	→
Quarter ending June 2017	1,158	→
Quarter ending September 2017	1,133	↓
Variance since September 2016	2.2%	↑



ACTIVITY

Cumulative percentage of contracted UDA delivered 2017 & 2018



Month	Adjusted Scheduled Activity (UDA)	
	2017	2018
April	94	46
May	202	295
June	230	323
July	260	609
August	504	763
September	903	950
October	1,150	
November	1,448	
December	1,739	
January	2,043	
February	2,336	
March	2,618	
April	2,649	
May	2,653	
June	2,654	

QUALITY

	Quantity	Base Number	Contract	AT	Region	England
% of FP17s for the same patient ID Re-attending within 3 months - Children	12	278	4.3%	9.3%	11.4%	11.9%
% of FP17s for the same patient ID Re-attending within 3 months - Adults	37	331	11.2%	15.0%	15.7%	15.9%
% of FP17s for the same patient ID Re-attending between 3 & 9 months - Children	185	278	66.5%	59.5%	60.6%	58.1%
% of FP17s for the same patient ID Re-attending between 3 & 9 months - Adults	212	331	64.0%	51.2%	52.0%	50.6%
% of FP17s for Band 1 Urgent Courses	43	583	7.4%	9.6%	9.6%	9.1%
% of FP17s Relating to Free Repair or Replacements	0	583	0.0%	0.6%	0.7%	0.8%
% of FP17s Relating to Continuations	1	583	0.2%	0.9%	1.0%	1.1%
% of Patients satisfied with the dentistry they have received	2	3	N/A	90.4%	91.6%	91.4%
% of Patients satisfied with the time they had to wait for an appointment	2	3	N/A	87.3%	87.9%	87.7%

* This is based on patients treated on this contract for their most recent course of treatment. Figures in italics indicate the base number of FP17s or Patient Questionnaire responses are less than 100. N/A is shown where the base number of responses is less than 10 during the period. % is calculated as Quantity/Base number*100

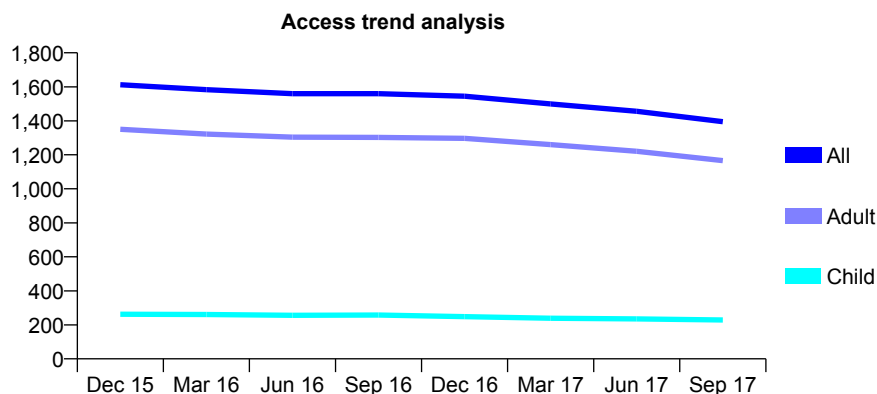
Q68 - Vital Signs At a Glance Contract Report for 389382/0002 - September 2017

Name or company name	MR MB FAHAMI
Contract type name	GDS Contract
Purpose of contract	General
Contract start date	05/07/2006
Contract end date	

17/18 Contracted general activity (UDA)	4,100
Carry forward general activity (UDA)	-82
17/18 Contracted orthodontic activity (UOA)	0
Carry forward orthodontic activity (UOA)	0
Baseline contract value	£142,629.03

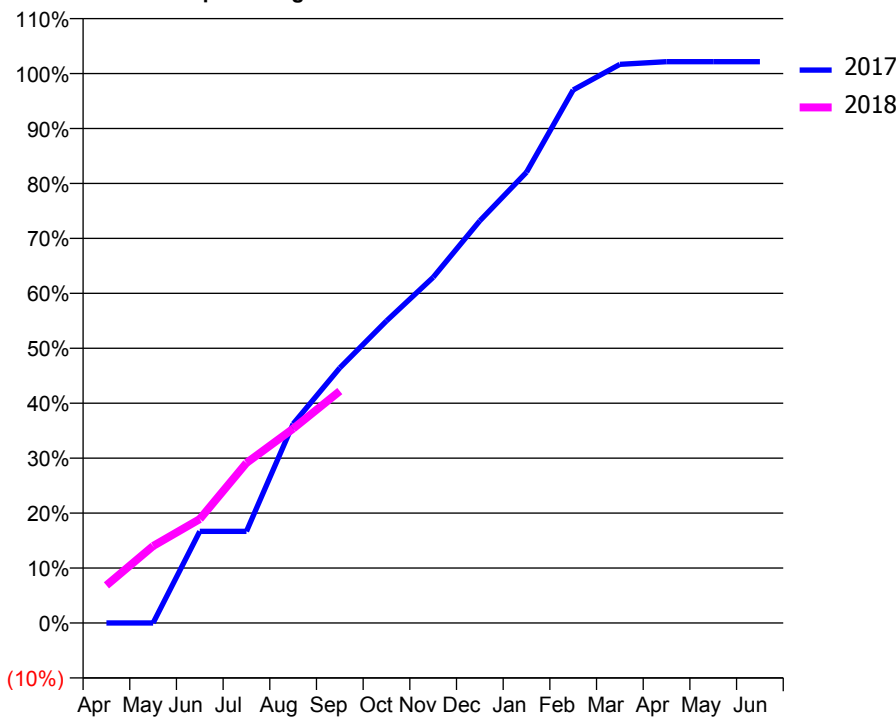
ACCESS*

Patients seen in 24 months	Total	Change since previous quarter
Quarter ending September 2016	1,560	
Quarter ending December 2016	1,545	→
Quarter ending March 2017	1,499	↓
Quarter ending June 2017	1,456	↓
Quarter ending September 2017	1,395	↓
Variance since September 2016	(10.6%)	↓



ACTIVITY

Cumulative percentage of contracted UDA delivered 2017 & 2018



Month	Adjusted Scheduled Activity (UDA)	
	2017	2018
April	0	281
May	0	575
June	684	775
July	684	1,194
August	1,486	1,451
September	1,904	1,731
October	2,254	
November	2,579	
December	3,001	
January	3,363	
February	3,977	
March	4,168	
April	4,188	
May	4,188	
June	4,188	

QUALITY

	Quantity	Base Number	Contract	AT	Region	England
% of FP17s for the same patient ID Re-attending within 3 months - Children	8	156	5.1%	9.3%	11.4%	11.9%
% of FP17s for the same patient ID Re-attending within 3 months - Adults	104	668	15.6%	15.0%	15.7%	15.9%
% of FP17s for the same patient ID Re-attending between 3 & 9 months - Children	67	156	42.9%	59.5%	60.6%	58.1%
% of FP17s for the same patient ID Re-attending between 3 & 9 months - Adults	283	668	42.4%	51.2%	52.0%	50.6%
% of FP17s for Band 1 Urgent Courses	141	809	17.4%	9.6%	9.6%	9.1%
% of FP17s Relating to Free Repair or Replacements	2	809	0.2%	0.6%	0.7%	0.8%
% of FP17s Relating to Continuations	0	809	0.0%	0.9%	1.0%	1.1%
% of Patients satisfied with the dentistry they have received	3	3	N/A	90.4%	91.6%	91.4%
% of Patients satisfied with the time they had to wait for an appointment	3	3	N/A	87.3%	87.9%	87.7%

* This is based on patients treated on this contract for their most recent course of treatment. Figures in italics indicate the base number of FP17s or Patient Questionnaire responses are less than 100. N/A is shown where the base number of responses is less than 10 during the period. % is calculated as Quantity/Base number*100

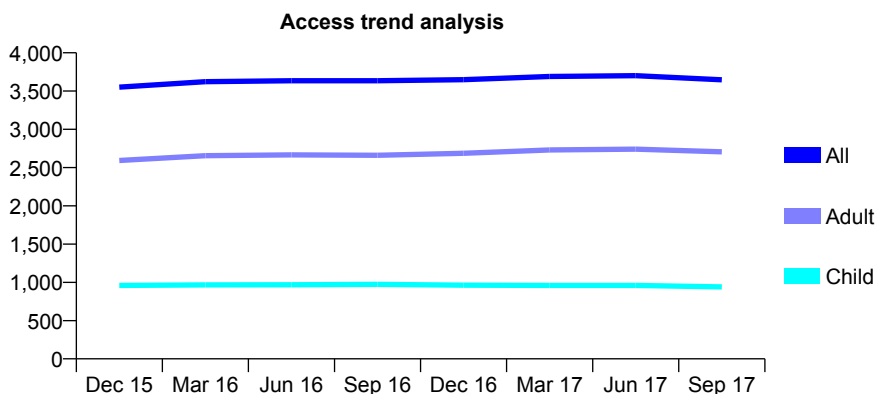
Q68 - Vital Signs At a Glance Contract Report for 396710/0001 - September 2017

Name or company name	Old Mill Dental Surgery
Contract type name	GDS Contract
Purpose of contract	General
Contract start date	01/04/2006
Contract end date	

17/18 Contracted general activity (UDA)	8,029
Carry forward general activity (UDA)	-18
17/18 Contracted orthodontic activity (UOA)	0
Carry forward orthodontic activity (UOA)	0
Baseline contract value	£169,330.96

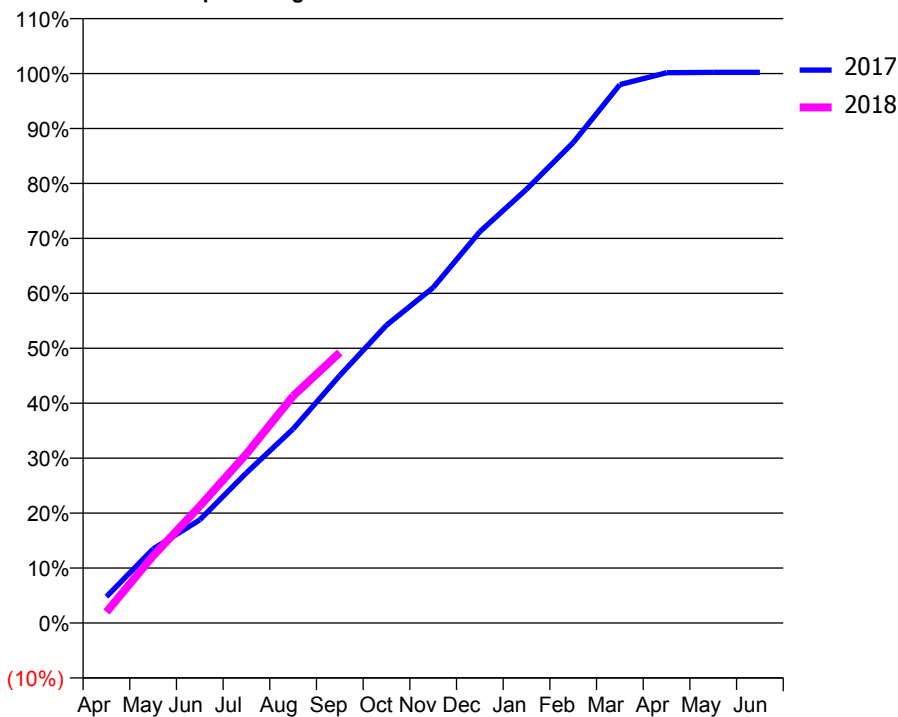
ACCESS*

Patients seen in 24 months	Total	Change since previous quarter
Quarter ending September 2016	3,634	
Quarter ending December 2016	3,649	→
Quarter ending March 2017	3,691	→
Quarter ending June 2017	3,701	→
Quarter ending September 2017	3,647	↓
Variance since September 2016	0.4%	→



ACTIVITY

Cumulative percentage of contracted UDA delivered 2017 & 2018



Month	Adjusted Scheduled Activity (UDA)	
	2017	2018
April	385	161
May	1,082	981
June	1,507	1,709
July	2,194	2,471
August	2,836	3,317
September	3,617	3,952
October	4,352	
November	4,902	
December	5,718	
January	6,338	
February	7,020	
March	7,866	
April	8,039	
May	8,047	
June	8,047	

QUALITY

	Quantity	Base Number	Contract	AT	Region	England
% of FP17s for the same patient ID Re-attending within 3 months - Children	81	765	10.6%	9.3%	11.4%	11.9%
% of FP17s for the same patient ID Re-attending within 3 months - Adults	156	1,642	9.5%	15.0%	15.7%	15.9%
% of FP17s for the same patient ID Re-attending between 3 & 9 months - Children	435	765	56.9%	59.5%	60.6%	58.1%
% of FP17s for the same patient ID Re-attending between 3 & 9 months - Adults	789	1,642	48.1%	51.2%	52.0%	50.6%
% of FP17s for Band 1 Urgent Courses	142	2,272	6.3%	9.6%	9.6%	9.1%
% of FP17s Relating to Free Repair or Replacements	7	2,272	0.3%	0.6%	0.7%	0.8%
% of FP17s Relating to Continuations	13	2,272	0.6%	0.9%	1.0%	1.1%
% of Patients satisfied with the dentistry they have received	4	4	N/A	90.4%	91.6%	91.4%
% of Patients satisfied with the time they had to wait for an appointment	4	4	N/A	87.3%	87.9%	87.7%

* This is based on patients treated on this contract for their most recent course of treatment. Figures in italics indicate the base number of FP17s or Patient Questionnaire responses are less than 100. N/A is shown where the base number of responses is less than 10 during the period. % is calculated as Quantity/Base number*100

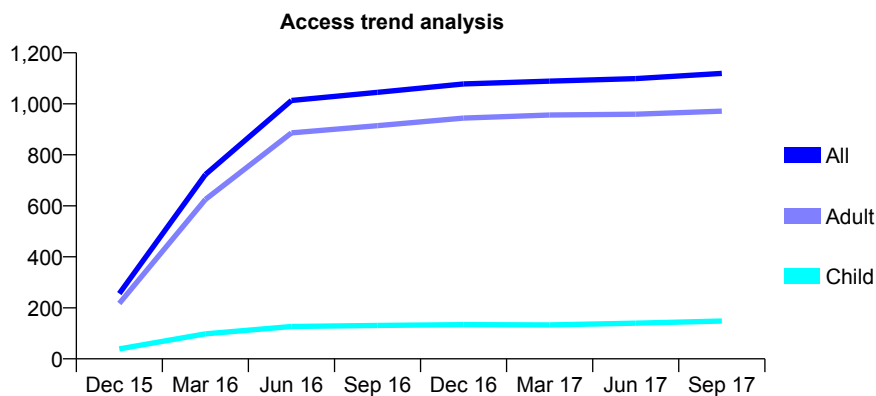
Q68 - Vital Signs At a Glance Contract Report for 398144/0002 - September 2017

Name or company name	MISS DR BECKER
Contract type name	GDS Contract
Purpose of contract	General
Contract start date	01/11/2015
Contract end date	

17/18 Contracted general activity (UDA)	4,156
Carry forward general activity (UDA)	-84
17/18 Contracted orthodontic activity (UOA)	0
Carry forward orthodontic activity (UOA)	0
Baseline contract value	£114,816.49

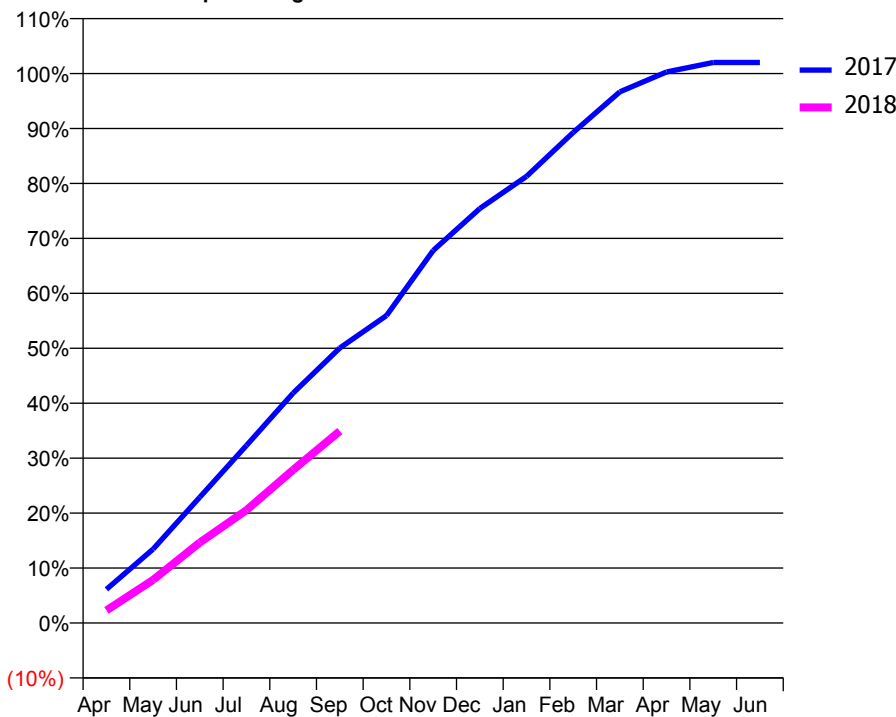
ACCESS*

Patients seen in 24 months	Total	Change since previous quarter
Quarter ending September 2016	1,045	
Quarter ending December 2016	1,078	↑
Quarter ending March 2017	1,089	→
Quarter ending June 2017	1,099	→
Quarter ending September 2017	1,119	→
Variance since September 2016	7.1%	↑



ACTIVITY

Cumulative percentage of contracted UDA delivered 2017 & 2018



Month	Adjusted Scheduled Activity (UDA)	
	2017	2018
April	255	95
May	559	326
June	951	609
July	1,343	854
August	1,739	1,158
September	2,080	1,452
October	2,325	
November	2,817	
December	3,135	
January	3,378	
February	3,710	
March	4,017	
April	4,167	
May	4,239	
June	4,239	

QUALITY

	Quantity	Base Number	Contract	AT	Region	England
% of FP17s for the same patient ID Re-attending within 3 months - Children	8	99	8.1%	9.3%	11.4%	11.9%
% of FP17s for the same patient ID Re-attending within 3 months - Adults	74	679	10.9%	15.0%	15.7%	15.9%
% of FP17s for the same patient ID Re-attending between 3 & 9 months - Children	57	99	57.6%	59.5%	60.6%	58.1%
% of FP17s for the same patient ID Re-attending between 3 & 9 months - Adults	490	679	72.2%	51.2%	52.0%	50.6%
% of FP17s for Band 1 Urgent Courses	53	727	7.3%	9.6%	9.6%	9.1%
% of FP17s Relating to Free Repair or Replacements	1	727	0.1%	0.6%	0.7%	0.8%
% of FP17s Relating to Continuations	0	727	0.0%	0.9%	1.0%	1.1%
% of Patients satisfied with the dentistry they have received	5	6	N/A	90.4%	91.6%	91.4%
% of Patients satisfied with the time they had to wait for an appointment	3	6	N/A	87.3%	87.9%	87.7%

* This is based on patients treated on this contract for their most recent course of treatment. Figures in italics indicate the base number of FP17s or Patient Questionnaire responses are less than 100. N/A is shown where the base number of responses is less than 10 during the period. % is calculated as Quantity/Base number*100

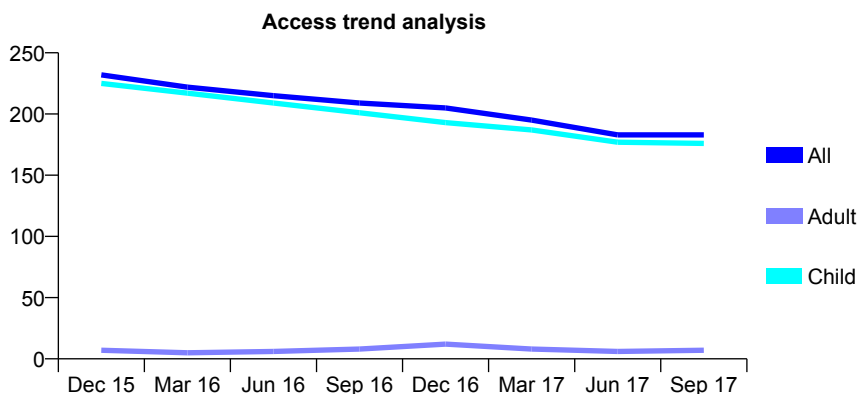
Q68 - Vital Signs At a Glance Contract Report for 557056/0002 - September 2017

Name or company name	MR S URDANG
Contract type name	GDS Contract
Purpose of contract	General
Contract start date	02/07/2008
Contract end date	

17/18 Contracted general activity (UDA)	300
Carry forward general activity (UDA)	0
17/18 Contracted orthodontic activity (UOA)	0
Carry forward orthodontic activity (UOA)	0
Baseline contract value	£6,838.54

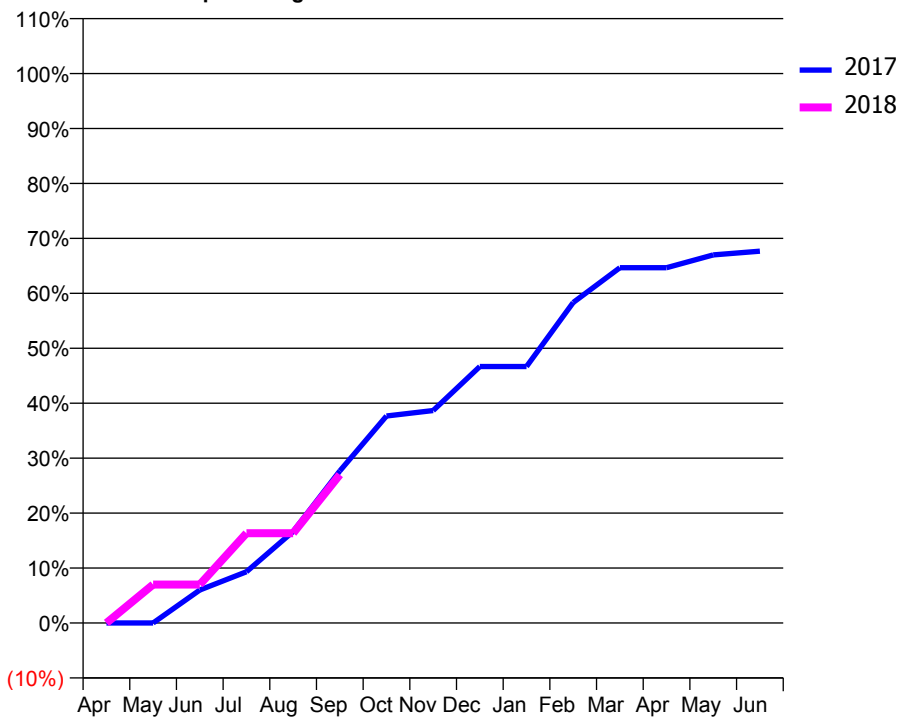
ACCESS*

Patients seen in 24 months	Total	Change since previous quarter
Quarter ending September 2016	209	
Quarter ending December 2016	205	↓
Quarter ending March 2017	195	↓
Quarter ending June 2017	183	↓
Quarter ending September 2017	183	→
Variance since September 2016	(12.4%)	↓



ACTIVITY

Cumulative percentage of contracted UDA delivered 2017 & 2018



Month	Adjusted Scheduled Activity (UDA)	
	2017	2018
April	0	0
May	0	21
June	18	21
July	28	49
August	50	49
September	83	81
October	113	
November	116	
December	140	
January	140	
February	175	
March	194	
April	194	
May	201	
June	203	

QUALITY

	Quantity	Base Number	Contract	AT	Region	England
% of FP17s for the same patient ID Re-attending within 3 months - Children	0	83	0.0%	9.3%	11.4%	11.9%
% of FP17s for the same patient ID Re-attending within 3 months - Adults	0	0	N/A	15.0%	15.7%	15.9%
% of FP17s for the same patient ID Re-attending between 3 & 9 months - Children	41	83	49.4%	59.5%	60.6%	58.1%
% of FP17s for the same patient ID Re-attending between 3 & 9 months - Adults	0	0	N/A	51.2%	52.0%	50.6%
% of FP17s for Band 1 Urgent Courses	0	72	0.0%	9.6%	9.6%	9.1%
% of FP17s Relating to Free Repair or Replacements	0	72	0.0%	0.6%	0.7%	0.8%
% of FP17s Relating to Continuations	0	72	0.0%	0.9%	1.0%	1.1%
% of Patients satisfied with the dentistry they have received	0	0	N/A	90.4%	91.6%	91.4%
% of Patients satisfied with the time they had to wait for an appointment	0	0	N/A	87.3%	87.9%	87.7%

* This is based on patients treated on this contract for their most recent course of treatment. Figures in italics indicate the base number of FP17s or Patient Questionnaire responses are less than 100. N/A is shown where the base number of responses is less than 10 during the period. % is calculated as Quantity/Base number*100

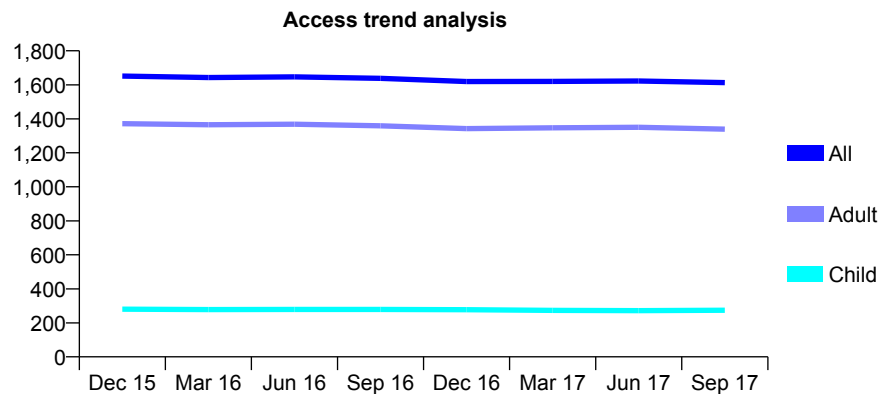
Q68 - Vital Signs At a Glance Contract Report for 558222/0005 - September 2017

Name or company name	MR NJ VAID
Contract type name	GDS Contract
Purpose of contract	General
Contract start date	01/04/2011
Contract end date	

17/18 Contracted general activity (UDA)	5,235
Carry forward general activity (UDA)	0
17/18 Contracted orthodontic activity (UOA)	0
Carry forward orthodontic activity (UOA)	0
Baseline contract value	£123,149.22

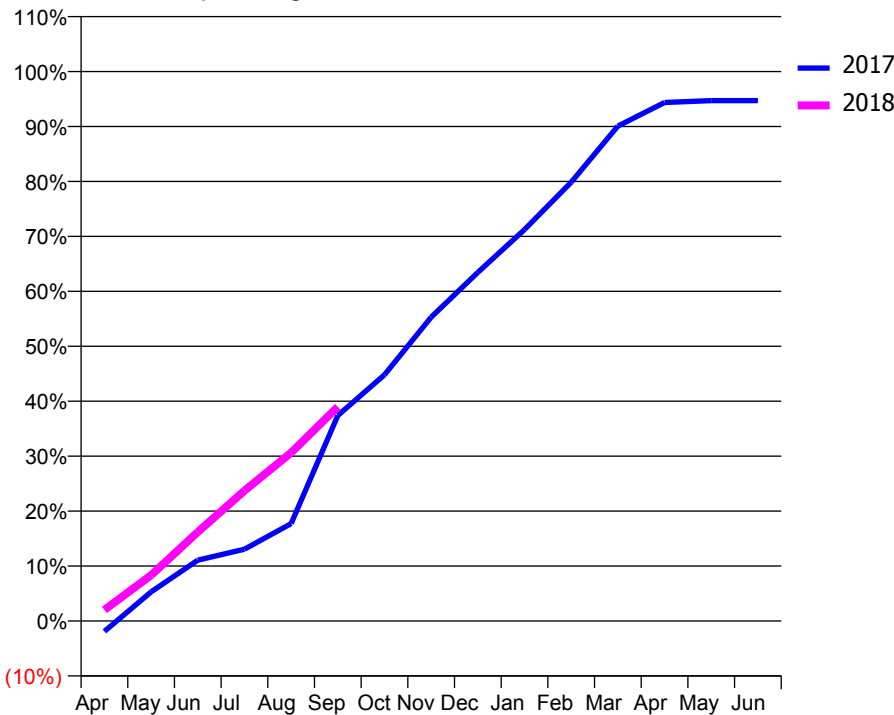
ACCESS*

Patients seen in 24 months	Total	Change since previous quarter
Quarter ending September 2016	1,638	
Quarter ending December 2016	1,619	↓
Quarter ending March 2017	1,620	→
Quarter ending June 2017	1,622	→
Quarter ending September 2017	1,613	→
Variance since September 2016	(1.5%)	↓



ACTIVITY

Cumulative percentage of contracted UDA delivered 2017 & 2018



Month	Adjusted Scheduled Activity (UDA)	
	2017	2018
April	-100	106
May	278	437
June	580	849
July	684	1,242
August	928	1,604
September	1,958	2,040
October	2,345	
November	2,895	
December	3,321	
January	3,729	
February	4,181	
March	4,716	
April	4,940	
May	4,957	
June	4,957	

QUALITY

	Quantity	Base Number	Contract	AT	Region	England
% of FP17s for the same patient ID Re-attending within 3 months - Children	7	177	4.0%	9.3%	11.4%	11.9%
% of FP17s for the same patient ID Re-attending within 3 months - Adults	184	1,051	17.5%	15.0%	15.7%	15.9%
% of FP17s for the same patient ID Re-attending between 3 & 9 months - Children	125	177	70.6%	59.5%	60.6%	58.1%
% of FP17s for the same patient ID Re-attending between 3 & 9 months - Adults	677	1,051	64.4%	51.2%	52.0%	50.6%
% of FP17s for Band 1 Urgent Courses	127	1,116	11.4%	9.6%	9.6%	9.1%
% of FP17s Relating to Free Repair or Replacements	10	1,116	0.9%	0.6%	0.7%	0.8%
% of FP17s Relating to Continuations	35	1,116	3.1%	0.9%	1.0%	1.1%
% of Patients satisfied with the dentistry they have received	9	9	N/A	90.4%	91.6%	91.4%
% of Patients satisfied with the time they had to wait for an appointment	9	9	N/A	87.3%	87.9%	87.7%

* This is based on patients treated on this contract for their most recent course of treatment. Figures in italics indicate the base number of FP17s or Patient Questionnaire responses are less than 100. N/A is shown where the base number of responses is less than 10 during the period. % is calculated as Quantity/Base number*100

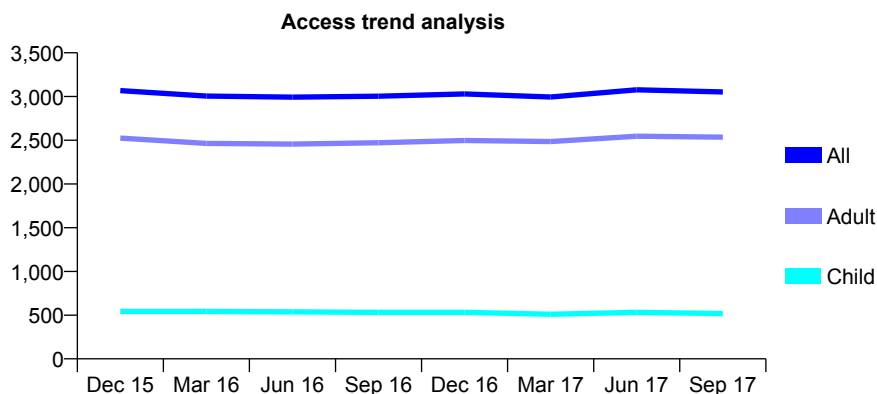
Q68 - Vital Signs At a Glance Contract Report for 558222/0006 - September 2017

Name or company name	MR NJ VAID
Contract type name	GDS Contract
Purpose of contract	General
Contract start date	01/04/2011
Contract end date	

17/18 Contracted general activity (UDA)	10,603
Carry forward general activity (UDA)	0
17/18 Contracted orthodontic activity (UOA)	0
Carry forward orthodontic activity (UOA)	0
Baseline contract value	£270,842.75

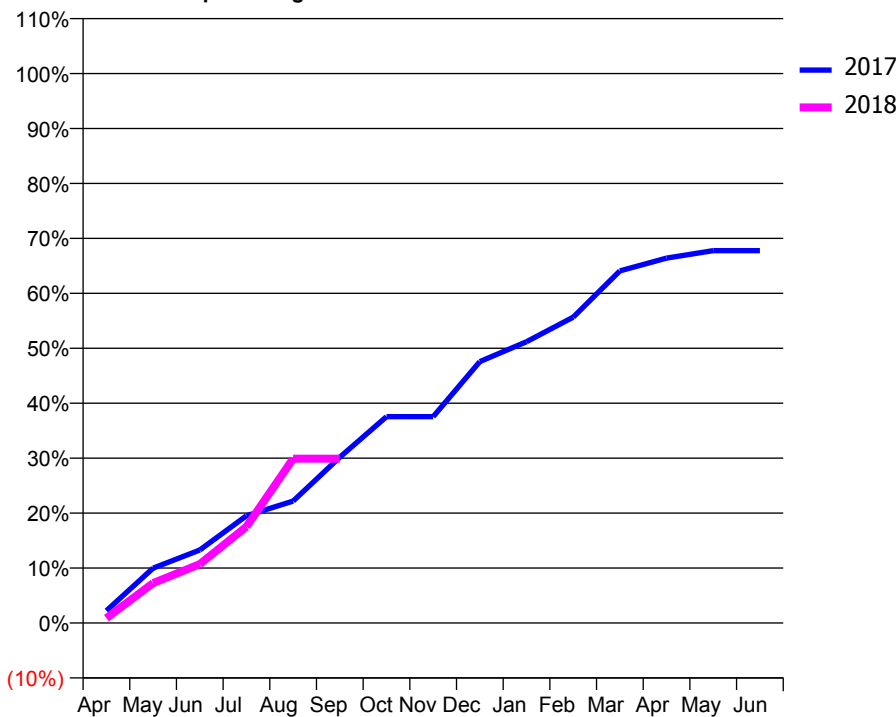
ACCESS*

Patients seen in 24 months	Total	Change since previous quarter
Quarter ending September 2016	3,003	
Quarter ending December 2016	3,030	→
Quarter ending March 2017	2,995	↓
Quarter ending June 2017	3,077	↑
Quarter ending September 2017	3,052	→
Variance since September 2016	1.6%	→



ACTIVITY

Cumulative percentage of contracted UDA delivered 2017 & 2018



Adjusted Scheduled Activity (UDA)

Month	2017	2018
April	238	94
May	1,058	770
June	1,409	1,135
July	2,071	1,858
August	2,354	3,171
September	3,201	3,171
October	3,981	
November	3,981	
December	5,044	
January	5,428	
February	5,902	
March	6,794	
April	7,042	
May	7,185	
June	7,184	

QUALITY

	Quantity	Base Number	Contract	AT	Region	England
% of FP17s for the same patient ID Re-attending within 3 months - Children	21	349	6.0%	9.3%	11.4%	11.9%
% of FP17s for the same patient ID Re-attending within 3 months - Adults	218	1,619	13.5%	15.0%	15.7%	15.9%
% of FP17s for the same patient ID Re-attending between 3 & 9 months - Children	233	349	66.8%	59.5%	60.6%	58.1%
% of FP17s for the same patient ID Re-attending between 3 & 9 months - Adults	894	1,619	55.2%	51.2%	52.0%	50.6%
% of FP17s for Band 1 Urgent Courses	164	1,490	11.0%	9.6%	9.6%	9.1%
% of FP17s Relating to Free Repair or Replacements	20	1,490	1.3%	0.6%	0.7%	0.8%
% of FP17s Relating to Continuations	2	1,490	0.1%	0.9%	1.0%	1.1%
% of Patients satisfied with the dentistry they have received	3	3	N/A	90.4%	91.6%	91.4%
% of Patients satisfied with the time they had to wait for an appointment	2	3	N/A	87.3%	87.9%	87.7%

* This is based on patients treated on this contract for their most recent course of treatment. Figures in italics indicate the base number of FP17s or Patient Questionnaire responses are less than 100. N/A is shown where the base number of responses is less than 10 during the period. % is calculated as Quantity/Base number*100

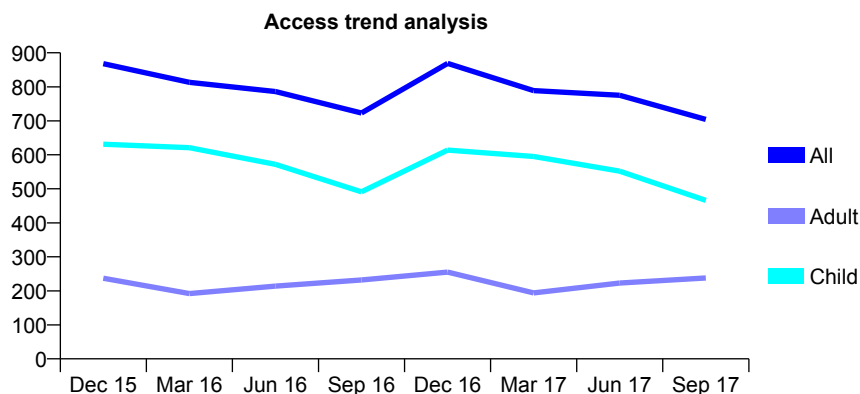
Q68 - Vital Signs At a Glance Contract Report for 558745/0004 - September 2017

Name or company name	MR VH WIFFEN
Contract type name	GDS Contract
Purpose of contract	General
Contract start date	01/06/2010
Contract end date	

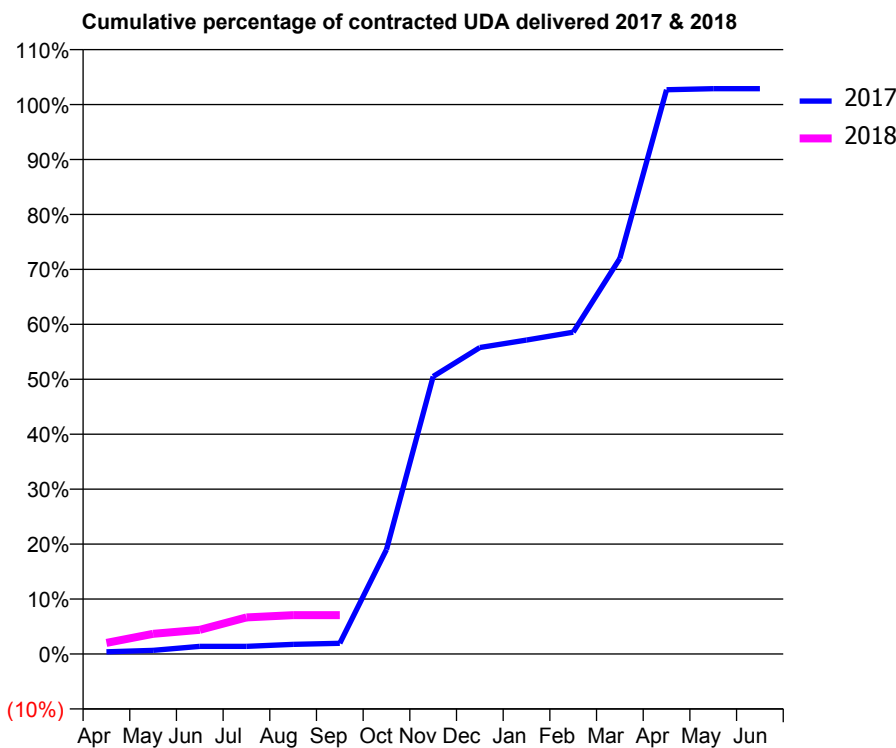
17/18 Contracted general activity (UDA)	1,532
Carry forward general activity (UDA)	-31
17/18 Contracted orthodontic activity (UOA)	0
Carry forward orthodontic activity (UOA)	0
Baseline contract value	£43,981.87

ACCESS*

Patients seen in 24 months	Total	Change since previous quarter
Quarter ending September 2016	723	
Quarter ending December 2016	869	↑
Quarter ending March 2017	789	↓
Quarter ending June 2017	775	↓
Quarter ending September 2017	704	↓
Variance since September 2016	(2.6%)	↓



ACTIVITY



Month	Adjusted Scheduled Activity (UDA)	
	2017	2018
April	6	31
May	10	56
June	21	67
July	21	102
August	27	108
September	30	108
October	291	
November	774	
December	855	
January	875	
February	897	
March	1,103	
April	1,573	
May	1,576	
June	1,576	

QUALITY

	Quantity	Base Number	Contract	AT	Region	England
% of FP17s for the same patient ID Re-attending within 3 months - Children	11	310	3.5%	9.3%	11.4%	11.9%
% of FP17s for the same patient ID Re-attending within 3 months - Adults	1	56	1.8%	15.0%	15.7%	15.9%
% of FP17s for the same patient ID Re-attending between 3 & 9 months - Children	233	310	75.2%	59.5%	60.6%	58.1%
% of FP17s for the same patient ID Re-attending between 3 & 9 months - Adults	46	56	82.1%	51.2%	52.0%	50.6%
% of FP17s for Band 1 Urgent Courses	7	31	22.6%	9.6%	9.6%	9.1%
% of FP17s Relating to Free Repair or Replacements	0	31	0.0%	0.6%	0.7%	0.8%
% of FP17s Relating to Continuations	0	31	0.0%	0.9%	1.0%	1.1%
% of Patients satisfied with the dentistry they have received	0	0	N/A	90.4%	91.6%	91.4%
% of Patients satisfied with the time they had to wait for an appointment	0	0	N/A	87.3%	87.9%	87.7%

* This is based on patients treated on this contract for their most recent course of treatment. Figures in italics indicate the base number of FP17s or Patient Questionnaire responses are less than 100. N/A is shown where the base number of responses is less than 10 during the period. % is calculated as Quantity/Base number*100

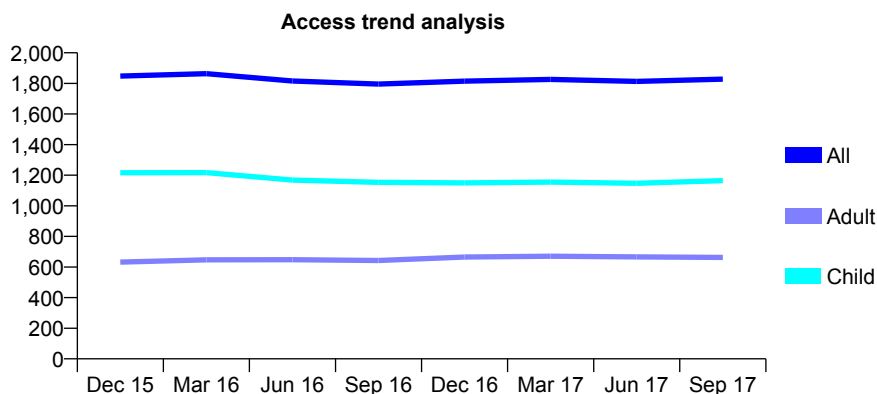
Q68 - Vital Signs At a Glance Contract Report for 565113/0001 - September 2017

Name or company name	MR MA PARKER
Contract type name	GDS Contract
Purpose of contract	General
Contract start date	01/04/2006
Contract end date	

17/18 Contracted general activity (UDA)	3,272
Carry forward general activity (UDA)	-50
17/18 Contracted orthodontic activity (UOA)	0
Carry forward orthodontic activity (UOA)	0
Baseline contract value	£73,539.28

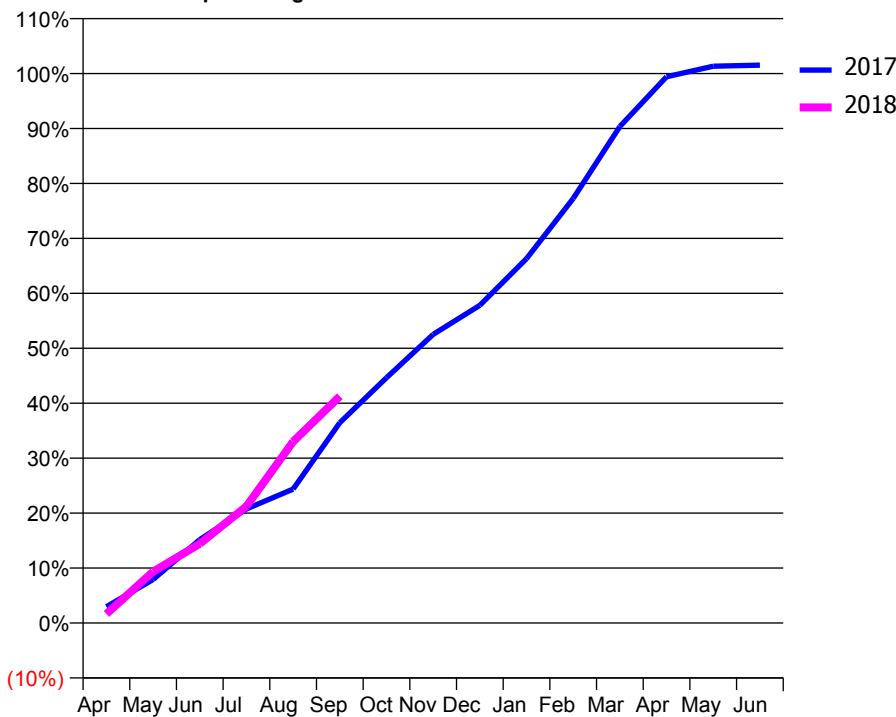
ACCESS*

Patients seen in 24 months	Total	Change since previous quarter
Quarter ending September 2016	1,796	
Quarter ending December 2016	1,815	→
Quarter ending March 2017	1,826	→
Quarter ending June 2017	1,813	→
Quarter ending September 2017	1,828	→
Variance since September 2016	1.8%	→



ACTIVITY

Cumulative percentage of contracted UDA delivered 2017 & 2018



Adjusted Scheduled Activity (UDA)

Month	2017	2018
April	97	54
May	259	306
June	497	472
July	679	695
August	798	1,081
September	1,193	1,350
October	1,460	
November	1,719	
December	1,892	
January	2,170	
February	2,528	
March	2,957	
April	3,253	
May	3,316	
June	3,322	

QUALITY

	Quantity	Base Number	Contract	AT	Region	England
% of FP17s for the same patient ID Re-attending within 3 months - Children	43	782	5.5%	9.3%	11.4%	11.9%
% of FP17s for the same patient ID Re-attending within 3 months - Adults	10	254	3.9%	15.0%	15.7%	15.9%
% of FP17s for the same patient ID Re-attending between 3 & 9 months - Children	415	782	53.1%	59.5%	60.6%	58.1%
% of FP17s for the same patient ID Re-attending between 3 & 9 months - Adults	77	254	30.3%	51.2%	52.0%	50.6%
% of FP17s for Band 1 Urgent Courses	36	848	4.2%	9.6%	9.6%	9.1%
% of FP17s Relating to Free Repair or Replacements	5	848	0.6%	0.6%	0.7%	0.8%
% of FP17s Relating to Continuations	0	848	0.0%	0.9%	1.0%	1.1%
% of Patients satisfied with the dentistry they have received	3	3	N/A	90.4%	91.6%	91.4%
% of Patients satisfied with the time they had to wait for an appointment	2	3	N/A	87.3%	87.9%	87.7%

* This is based on patients treated on this contract for their most recent course of treatment. Figures in italics indicate the base number of FP17s or Patient Questionnaire responses are less than 100. N/A is shown where the base number of responses is less than 10 during the period. % is calculated as Quantity/Base number*100

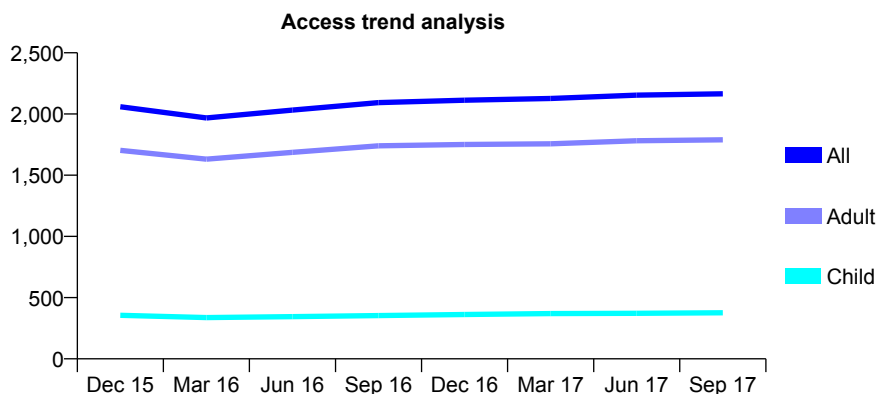
Q68 - Vital Signs At a Glance Contract Report for 567612/0001 - September 2017

Name or company name	MR AM SINGER
Contract type name	GDS Contract
Purpose of contract	General
Contract start date	01/04/2006
Contract end date	

17/18 Contracted general activity (UDA)	7,509
Carry forward general activity (UDA)	0
17/18 Contracted orthodontic activity (UOA)	0
Carry forward orthodontic activity (UOA)	0
Baseline contract value	£171,749.03

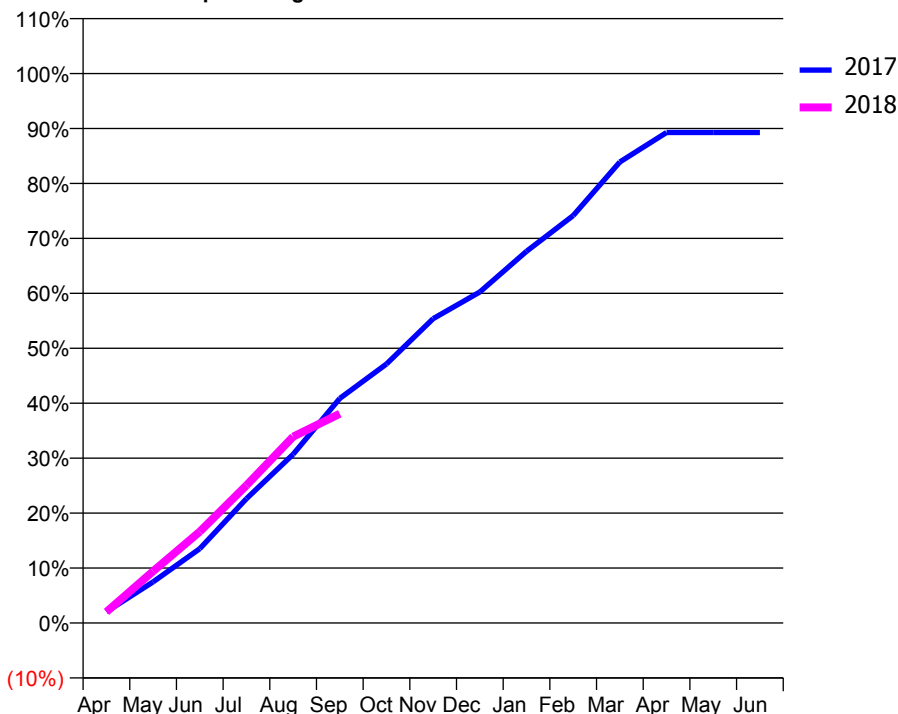
ACCESS*

Patients seen in 24 months	Total	Change since previous quarter
Quarter ending September 2016	2,093	
Quarter ending December 2016	2,113	→
Quarter ending March 2017	2,127	→
Quarter ending June 2017	2,154	→
Quarter ending September 2017	2,165	→
Variance since September 2016	3.4%	↑



ACTIVITY

Cumulative percentage of contracted UDA delivered 2017 & 2018



Adjusted Scheduled Activity (UDA)

Month	2017	2018
April	154	152
May	562	708
June	1,016	1,249
July	1,699	1,881
August	2,306	2,546
September	3,069	2,859
October	3,539	
November	4,159	
December	4,523	
January	5,079	
February	5,568	
March	6,299	
April	6,702	
May	6,702	
June	6,702	

QUALITY

	Quantity	Base Number	Contract	AT	Region	England
% of FP17s for the same patient ID Re-attending within 3 months - Children	14	258	5.4%	9.3%	11.4%	11.9%
% of FP17s for the same patient ID Re-attending within 3 months - Adults	215	1,347	16.0%	15.0%	15.7%	15.9%
% of FP17s for the same patient ID Re-attending between 3 & 9 months - Children	66	258	25.6%	59.5%	60.6%	58.1%
% of FP17s for the same patient ID Re-attending between 3 & 9 months - Adults	540	1,347	40.1%	51.2%	52.0%	50.6%
% of FP17s for Band 1 Urgent Courses	117	1,415	8.3%	9.6%	9.6%	9.1%
% of FP17s Relating to Free Repair or Replacements	19	1,415	1.3%	0.6%	0.7%	0.8%
% of FP17s Relating to Continuations	54	1,415	3.8%	0.9%	1.0%	1.1%
% of Patients satisfied with the dentistry they have received	2	2	N/A	90.4%	91.6%	91.4%
% of Patients satisfied with the time they had to wait for an appointment	1	2	N/A	87.3%	87.9%	87.7%

* This is based on patients treated on this contract for their most recent course of treatment. Figures in italics indicate the base number of FP17s or Patient Questionnaire responses are less than 100. N/A is shown where the base number of responses is less than 10 during the period. % is calculated as Quantity/Base number*100

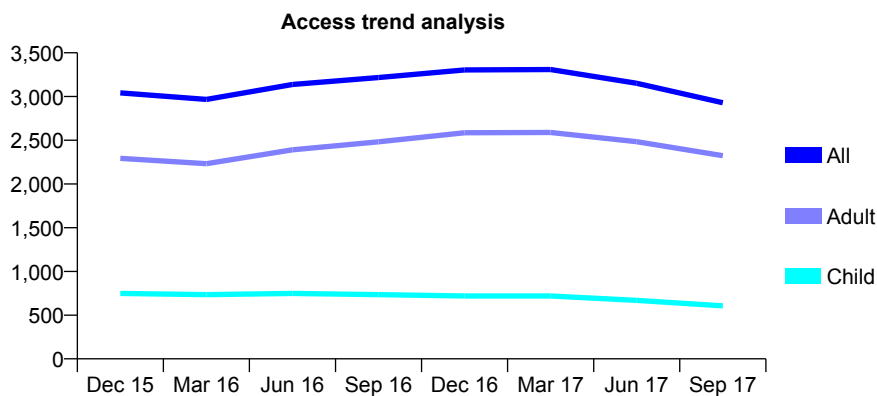
Q68 - Vital Signs At a Glance Contract Report for 568171/0001 - September 2017

Name or company name	MR PJ IVE
Contract type name	GDS Contract
Purpose of contract	General
Contract start date	01/04/2006
Contract end date	

17/18 Contracted general activity (UDA)	9,000
Carry forward general activity (UDA)	0
17/18 Contracted orthodontic activity (UOA)	0
Carry forward orthodontic activity (UOA)	0
Baseline contract value	£202,311.45

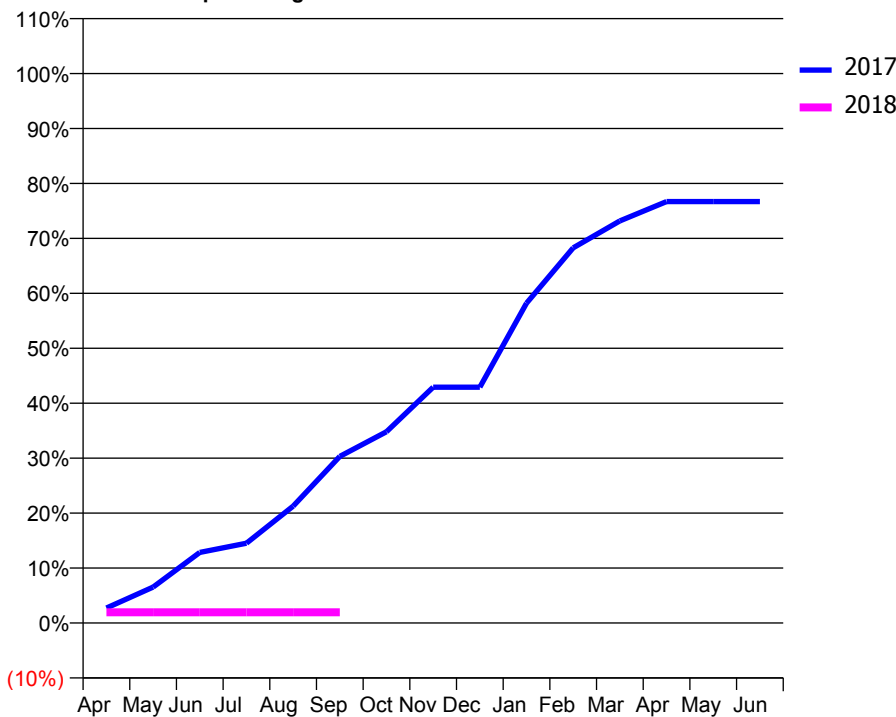
ACCESS*

Patients seen in 24 months	Total	Change since previous quarter
Quarter ending September 2016	3,217	
Quarter ending December 2016	3,304	↑
Quarter ending March 2017	3,308	→
Quarter ending June 2017	3,152	↓
Quarter ending September 2017	2,929	↓
Variance since September 2016	(9.0%)	↓



ACTIVITY

Cumulative percentage of contracted UDA delivered 2017 & 2018



Adjusted Scheduled Activity (UDA)

Month	2017	2018
April	245	175
May	588	175
June	1,157	175
July	1,308	175
August	1,915	175
September	2,729	175
October	3,133	
November	3,863	
December	3,863	
January	5,239	
February	6,144	
March	6,586	
April	6,902	
May	6,902	
June	6,902	

QUALITY

	Quantity	Base Number	Contract	AT	Region	England
% of FP17s for the same patient ID Re-attending within 3 months - Children	5	51	9.8%	9.3%	11.4%	11.9%
% of FP17s for the same patient ID Re-attending within 3 months - Adults	21	181	11.6%	15.0%	15.7%	15.9%
% of FP17s for the same patient ID Re-attending between 3 & 9 months - Children	22	51	43.1%	59.5%	60.6%	58.1%
% of FP17s for the same patient ID Re-attending between 3 & 9 months - Adults	68	181	37.6%	51.2%	52.0%	50.6%
% of FP17s for Band 1 Urgent Courses	2	81	2.5%	9.6%	9.6%	9.1%
% of FP17s Relating to Free Repair or Replacements	0	81	0.0%	0.6%	0.7%	0.8%
% of FP17s Relating to Continuations	3	81	3.7%	0.9%	1.0%	1.1%
% of Patients satisfied with the dentistry they have received	4	4	N/A	90.4%	91.6%	91.4%
% of Patients satisfied with the time they had to wait for an appointment	3	4	N/A	87.3%	87.9%	87.7%

* This is based on patients treated on this contract for their most recent course of treatment. Figures in italics indicate the base number of FP17s or Patient Questionnaire responses are less than 100. N/A is shown where the base number of responses is less than 10 during the period. % is calculated as Quantity/Base number*100

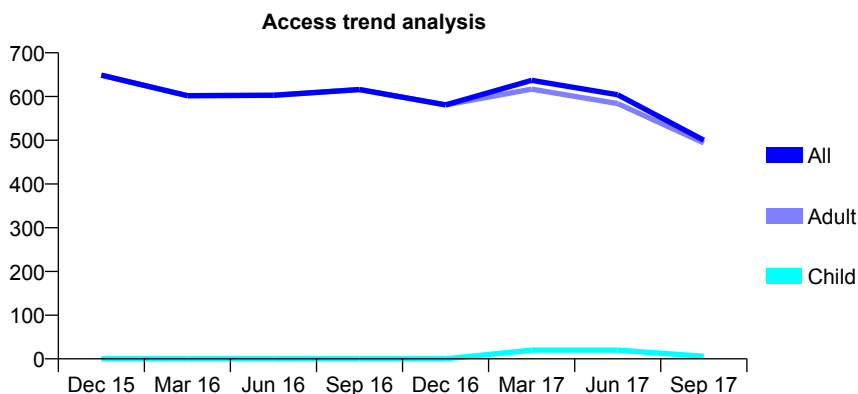
Q68 - Vital Signs At a Glance Contract Report for 569119/0001 - September 2017

Name or company name	MR D MYERS
Contract type name	PDS Contract
Purpose of contract	General
Contract start date	01/04/2006
Contract end date	30/06/2017

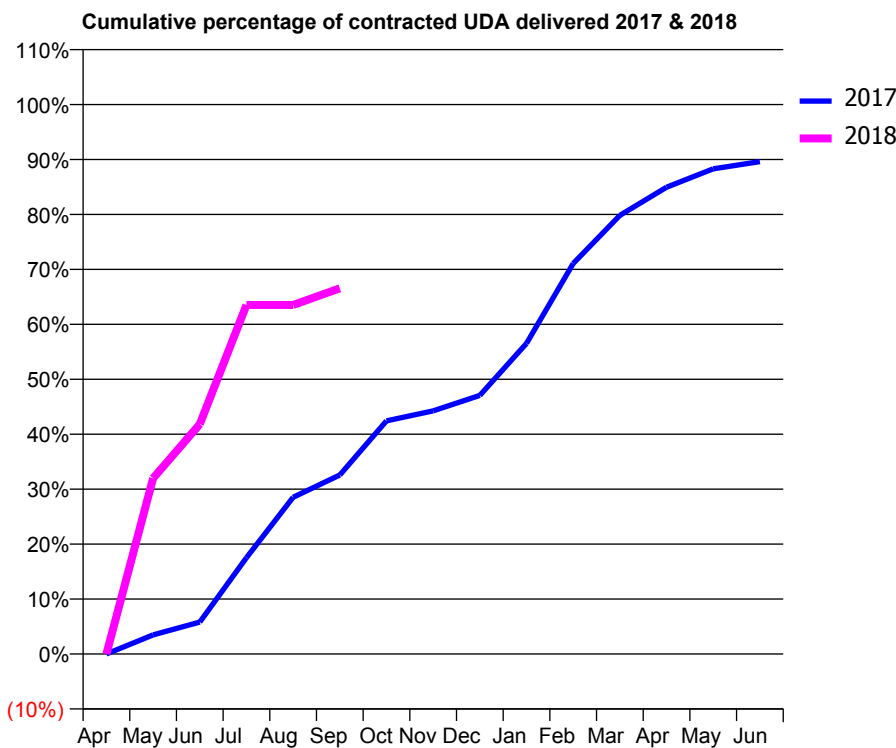
17/18 Contracted general activity (UDA)	397
Carry forward general activity (UDA)	0
17/18 Contracted orthodontic activity (UOA)	0
Carry forward orthodontic activity (UOA)	0
Baseline contract value	£14,090.47

ACCESS*

Patients seen in 24 months	Total	Change since previous quarter
Quarter ending September 2016	616	
Quarter ending December 2016	581	↓
Quarter ending March 2017	637	↑
Quarter ending June 2017	604	↓
Quarter ending September 2017	500	↓
Variance since September 2016	(18.8%)	↓



ACTIVITY



Month	Adjusted Scheduled Activity (UDA)	
	2017	2018
April	0	0
May	55	127
June	92	166
July	278	252
August	453	252
September	517	264
October	673	
November	702	
December	747	
January	897	
February	1,128	
March	1,267	
April	1,348	
May	1,401	
June	1,422	

QUALITY

	Quantity	Base Number	Contract	AT	Region	England
% of FP17s for the same patient ID Re-attending within 3 months - Children	0	0	N/A	9.3%	11.4%	11.9%
% of FP17s for the same patient ID Re-attending within 3 months - Adults	3	110	2.7%	15.0%	15.7%	15.9%
% of FP17s for the same patient ID Re-attending between 3 & 9 months - Children	0	0	N/A	59.5%	60.6%	58.1%
% of FP17s for the same patient ID Re-attending between 3 & 9 months - Adults	7	110	6.4%	51.2%	52.0%	50.6%
% of FP17s for Band 1 Urgent Courses	1	66	1.5%	9.6%	9.6%	9.1%
% of FP17s Relating to Free Repair or Replacements	0	66	0.0%	0.6%	0.7%	0.8%
% of FP17s Relating to Continuations	0	66	0.0%	0.9%	1.0%	1.1%
% of Patients satisfied with the dentistry they have received	0	0	N/A	90.4%	91.6%	91.4%
% of Patients satisfied with the time they had to wait for an appointment	0	0	N/A	87.3%	87.9%	87.7%

* This is based on patients treated on this contract for their most recent course of treatment. Figures in italics indicate the base number of FP17s or Patient Questionnaire responses are less than 100. N/A is shown where the base number of responses is less than 10 during the period. % is calculated as Quantity/Base number*100

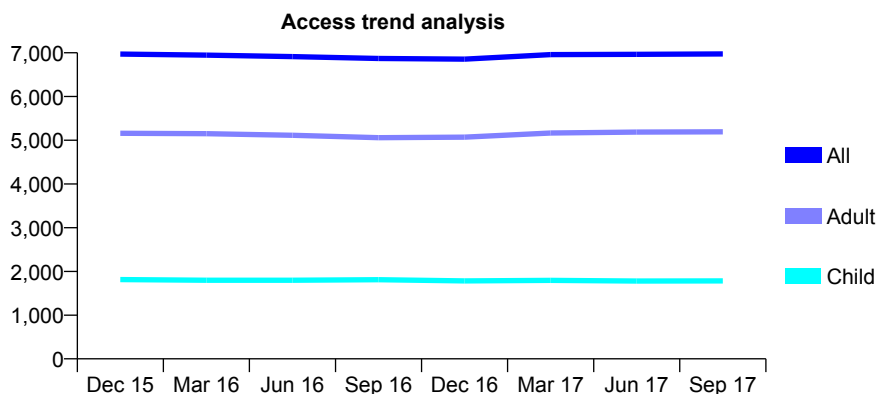
Q68 - Vital Signs At a Glance Contract Report for 570052/0001 - September 2017

Name or company name	MR AN MOORE
Contract type name	GDS Contract
Purpose of contract	General
Contract start date	01/04/2006
Contract end date	

17/18 Contracted general activity (UDA)	15,877
Carry forward general activity (UDA)	0
17/18 Contracted orthodontic activity (UOA)	0
Carry forward orthodontic activity (UOA)	0
Baseline contract value	£450,025.60

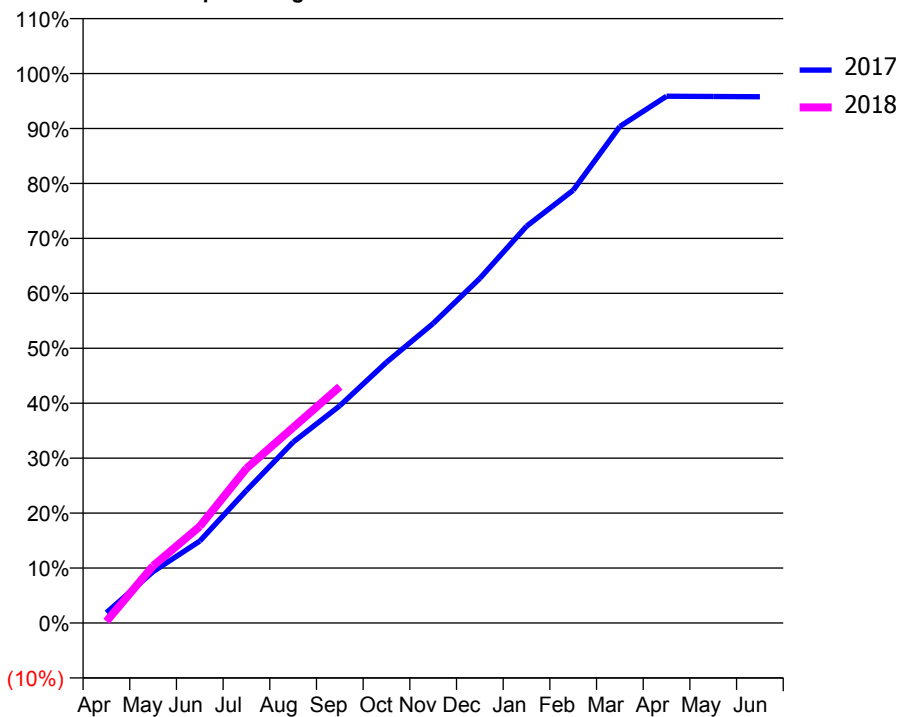
ACCESS*

Patients seen in 24 months	Total	Change since previous quarter
Quarter ending September 2016	6,870	
Quarter ending December 2016	6,855	→
Quarter ending March 2017	6,958	→
Quarter ending June 2017	6,966	→
Quarter ending September 2017	6,975	→
Variance since September 2016	1.5%	→



ACTIVITY

Cumulative percentage of contracted UDA delivered 2017 & 2018



Month	Adjusted Scheduled Activity (UDA)	
	2017	2018
April	299	47
May	1,486	1,651
June	2,367	2,790
July	3,833	4,468
August	5,225	5,652
September	6,277	6,829
October	7,536	
November	8,656	
December	9,956	
January	11,462	
February	12,504	
March	14,348	
April	15,221	
May	15,213	
June	15,206	

QUALITY

	Quantity	Base Number	Contract	AT	Region	England
% of FP17s for the same patient ID Re-attending within 3 months - Children	51	1,183	4.3%	9.3%	11.4%	11.9%
% of FP17s for the same patient ID Re-attending within 3 months - Adults	383	2,981	12.8%	15.0%	15.7%	15.9%
% of FP17s for the same patient ID Re-attending between 3 & 9 months - Children	583	1,183	49.3%	59.5%	60.6%	58.1%
% of FP17s for the same patient ID Re-attending between 3 & 9 months - Adults	1,066	2,981	35.8%	51.2%	52.0%	50.6%
% of FP17s for Band 1 Urgent Courses	398	3,778	10.5%	9.6%	9.6%	9.1%
% of FP17s Relating to Free Repair or Replacements	20	3,778	0.5%	0.6%	0.7%	0.8%
% of FP17s Relating to Continuations	10	3,778	0.3%	0.9%	1.0%	1.1%
% of Patients satisfied with the dentistry they have received	4	6	N/A	90.4%	91.6%	91.4%
% of Patients satisfied with the time they had to wait for an appointment	4	6	N/A	87.3%	87.9%	87.7%

* This is based on patients treated on this contract for their most recent course of treatment. Figures in italics indicate the base number of FP17s or Patient Questionnaire responses are less than 100. N/A is shown where the base number of responses is less than 10 during the period. % is calculated as Quantity/Base number*100

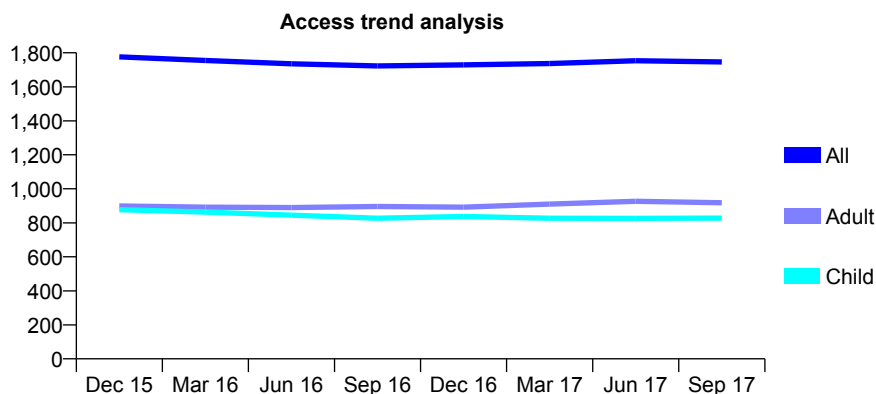
Q68 - Vital Signs At a Glance Contract Report for 572721/0001 - September 2017

Name or company name	MR IP MCLEAN
Contract type name	GDS Contract
Purpose of contract	General
Contract start date	01/04/2006
Contract end date	

17/18 Contracted general activity (UDA)	4,463
Carry forward general activity (UDA)	0
17/18 Contracted orthodontic activity (UOA)	0
Carry forward orthodontic activity (UOA)	0
Baseline contract value	£109,189.59

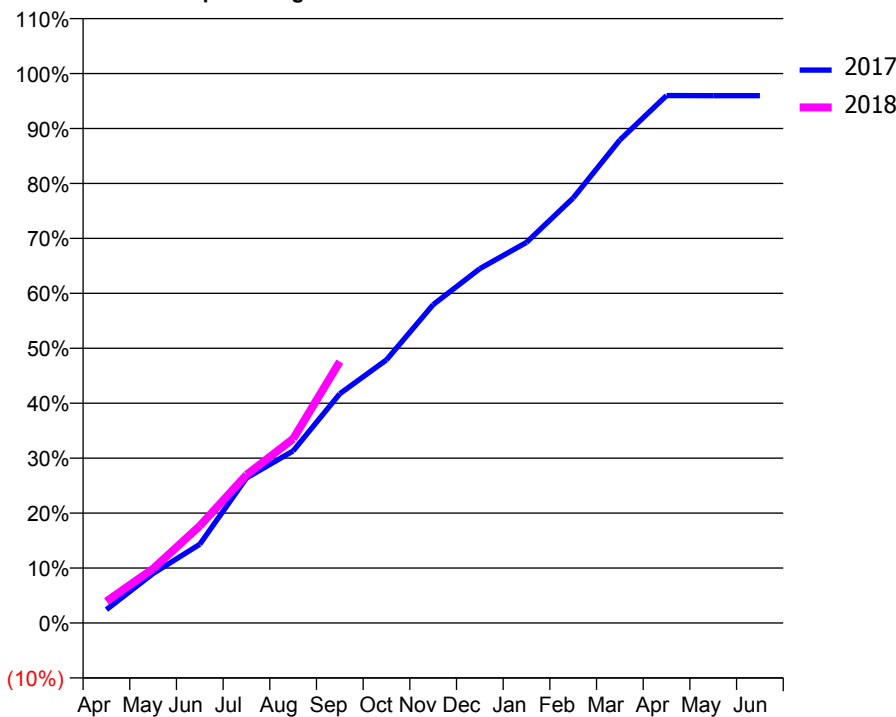
ACCESS*

Patients seen in 24 months	Total	Change since previous quarter
Quarter ending September 2016	1,723	
Quarter ending December 2016	1,729	→
Quarter ending March 2017	1,737	→
Quarter ending June 2017	1,753	→
Quarter ending September 2017	1,746	→
Variance since September 2016	1.3%	→



ACTIVITY

Cumulative percentage of contracted UDA delivered 2017 & 2018



Adjusted Scheduled Activity (UDA)

Month	2017	2018
April	109	176
May	403	441
June	640	789
July	1,178	1,204
August	1,398	1,496
September	1,862	2,124
October	2,137	
November	2,586	
December	2,878	
January	3,091	
February	3,452	
March	3,923	
April	4,284	
May	4,283	
June	4,283	

QUALITY

	Quantity	Base Number	Contract	AT	Region	England
% of FP17s for the same patient ID Re-attending within 3 months - Children	41	760	5.4%	9.3%	11.4%	11.9%
% of FP17s for the same patient ID Re-attending within 3 months - Adults	74	679	10.9%	15.0%	15.7%	15.9%
% of FP17s for the same patient ID Re-attending between 3 & 9 months - Children	524	760	68.9%	59.5%	60.6%	58.1%
% of FP17s for the same patient ID Re-attending between 3 & 9 months - Adults	443	679	65.2%	51.2%	52.0%	50.6%
% of FP17s for Band 1 Urgent Courses	49	1,311	3.7%	9.6%	9.6%	9.1%
% of FP17s Relating to Free Repair or Replacements	0	1,311	0.0%	0.6%	0.7%	0.8%
% of FP17s Relating to Continuations	2	1,311	0.2%	0.9%	1.0%	1.1%
% of Patients satisfied with the dentistry they have received	2	2	N/A	90.4%	91.6%	91.4%
% of Patients satisfied with the time they had to wait for an appointment	2	2	N/A	87.3%	87.9%	87.7%

* This is based on patients treated on this contract for their most recent course of treatment. Figures in italics indicate the base number of FP17s or Patient Questionnaire responses are less than 100. N/A is shown where the base number of responses is less than 10 during the period. % is calculated as Quantity/Base number*100

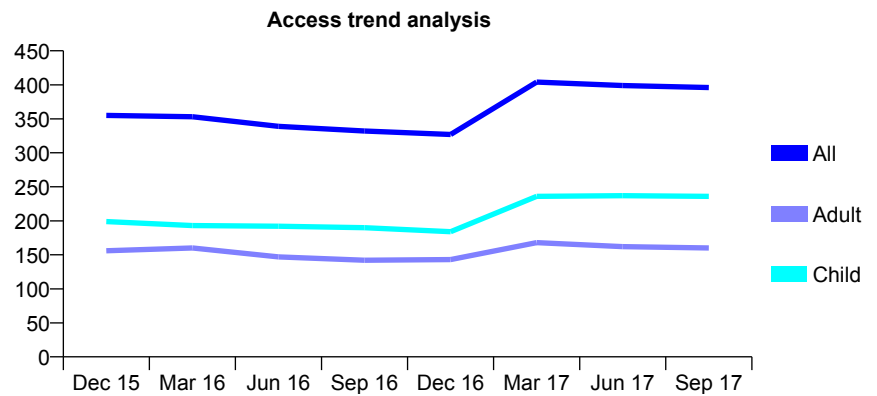
Q68 - Vital Signs At a Glance Contract Report for 576735/0001 - September 2017

Name or company name	Steyning Avenue Dental Practice
Contract type name	GDS Contract
Purpose of contract	General
Contract start date	01/04/2006
Contract end date	

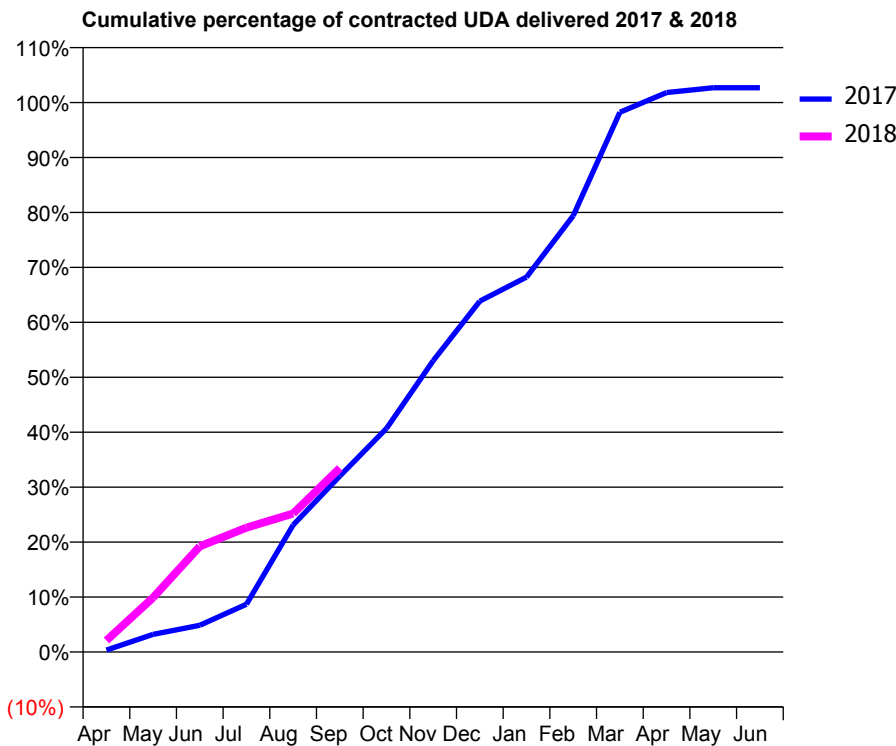
17/18 Contracted general activity (UDA)	860
Carry forward general activity (UDA)	-18
17/18 Contracted orthodontic activity (UOA)	0
Carry forward orthodontic activity (UOA)	0
Baseline contract value	£18,498.25

ACCESS*

Patients seen in 24 months	Total	Change since previous quarter
Quarter ending September 2016	332	
Quarter ending December 2016	327	↓
Quarter ending March 2017	404	↑
Quarter ending June 2017	399	↓
Quarter ending September 2017	396	→
Variance since September 2016	19.3%	↑



ACTIVITY



Month	Adjusted Scheduled Activity (UDA)	
	2017	2018
April	3	18
May	28	85
June	42	165
July	75	195
August	199	217
September	275	288
October	350	
November	456	
December	549	
January	587	
February	683	
March	845	
April	876	
May	883	
June	883	

QUALITY

	Quantity	Base Number	Contract	AT	Region	England
% of FP17s for the same patient ID Re-attending within 3 months - Children	4	94	4.3%	9.3%	11.4%	11.9%
% of FP17s for the same patient ID Re-attending within 3 months - Adults	7	68	10.3%	15.0%	15.7%	15.9%
% of FP17s for the same patient ID Re-attending between 3 & 9 months - Children	38	94	40.4%	59.5%	60.6%	58.1%
% of FP17s for the same patient ID Re-attending between 3 & 9 months - Adults	38	68	55.9%	51.2%	52.0%	50.6%
% of FP17s for Band 1 Urgent Courses	15	139	10.8%	9.6%	9.6%	9.1%
% of FP17s Relating to Free Repair or Replacements	0	139	0.0%	0.6%	0.7%	0.8%
% of FP17s Relating to Continuations	0	139	0.0%	0.9%	1.0%	1.1%
% of Patients satisfied with the dentistry they have received	0	0	N/A	90.4%	91.6%	91.4%
% of Patients satisfied with the time they had to wait for an appointment	0	0	N/A	87.3%	87.9%	87.7%

* This is based on patients treated on this contract for their most recent course of treatment. Figures in italics indicate the base number of FP17s or Patient Questionnaire responses are less than 100. N/A is shown where the base number of responses is less than 10 during the period. % is calculated as Quantity/Base number*100

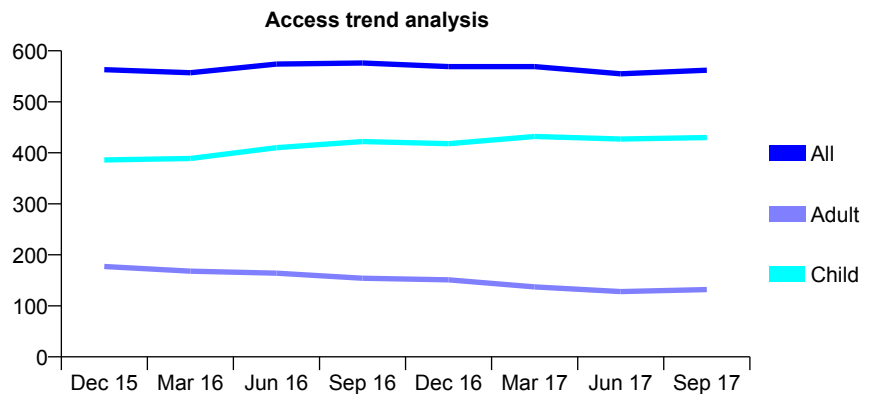
Q68 - Vital Signs At a Glance Contract Report for 578150/0001 - September 2017

Name or company name	MR AJ WHITEHEAD
Contract type name	GDS Contract
Purpose of contract	General
Contract start date	01/04/2006
Contract end date	

17/18 Contracted general activity (UDA)	1,450
Carry forward general activity (UDA)	12
17/18 Contracted orthodontic activity (UOA)	0
Carry forward orthodontic activity (UOA)	0
Baseline contract value	£36,007.83

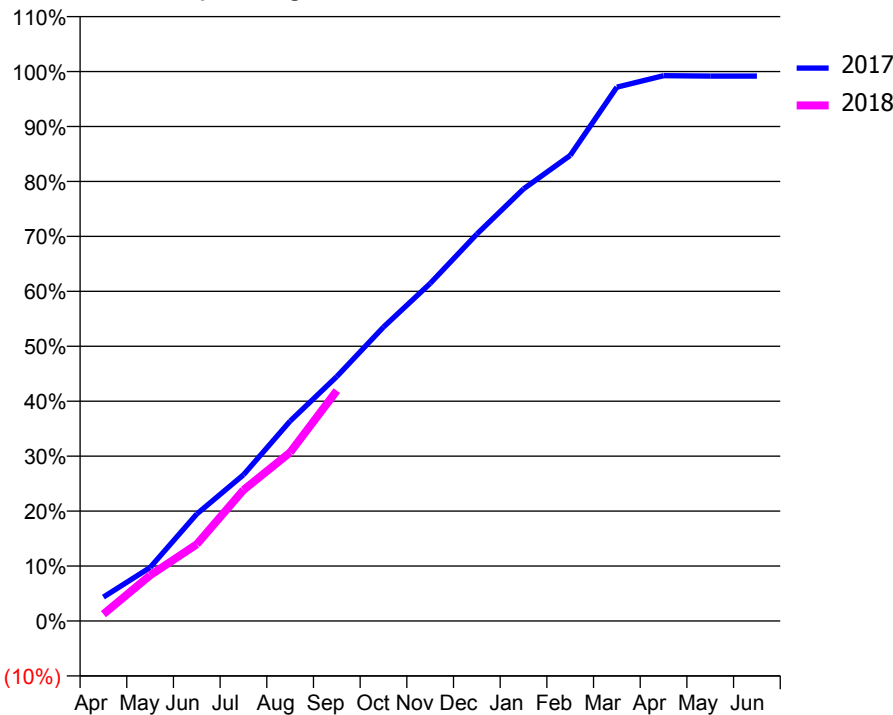
ACCESS*

Patients seen in 24 months	Total	Change since previous quarter
Quarter ending September 2016	576	
Quarter ending December 2016	569	↓
Quarter ending March 2017	569	→
Quarter ending June 2017	555	↓
Quarter ending September 2017	562	→
Variance since September 2016	(2.4%)	↓



ACTIVITY

Cumulative percentage of contracted UDA delivered 2017 & 2018



Month	Adjusted Scheduled Activity (UDA)	
	2017	2018
April	63	18
May	141	120
June	282	203
July	386	346
August	528	445
September	645	608
October	776	
November	891	
December	1,021	
January	1,140	
February	1,228	
March	1,409	
April	1,439	
May	1,438	
June	1,438	

QUALITY

	Quantity	Base Number	Contract	AT	Region	England
% of FP17s for the same patient ID Re-attending within 3 months - Children	12	316	3.8%	9.3%	11.4%	11.9%
% of FP17s for the same patient ID Re-attending within 3 months - Adults	9	63	14.3%	15.0%	15.7%	15.9%
% of FP17s for the same patient ID Re-attending between 3 & 9 months - Children	224	316	70.9%	59.5%	60.6%	58.1%
% of FP17s for the same patient ID Re-attending between 3 & 9 months - Adults	41	63	65.1%	51.2%	52.0%	50.6%
% of FP17s for Band 1 Urgent Courses	5	356	1.4%	9.6%	9.6%	9.1%
% of FP17s Relating to Free Repair or Replacements	1	356	0.3%	0.6%	0.7%	0.8%
% of FP17s Relating to Continuations	1	356	0.3%	0.9%	1.0%	1.1%
% of Patients satisfied with the dentistry they have received	1	1	N/A	90.4%	91.6%	91.4%
% of Patients satisfied with the time they had to wait for an appointment	1	1	N/A	87.3%	87.9%	87.7%

* This is based on patients treated on this contract for their most recent course of treatment. Figures in italics indicate the base number of FP17s or Patient Questionnaire responses are less than 100. N/A is shown where the base number of responses is less than 10 during the period. % is calculated as Quantity/Base number*100

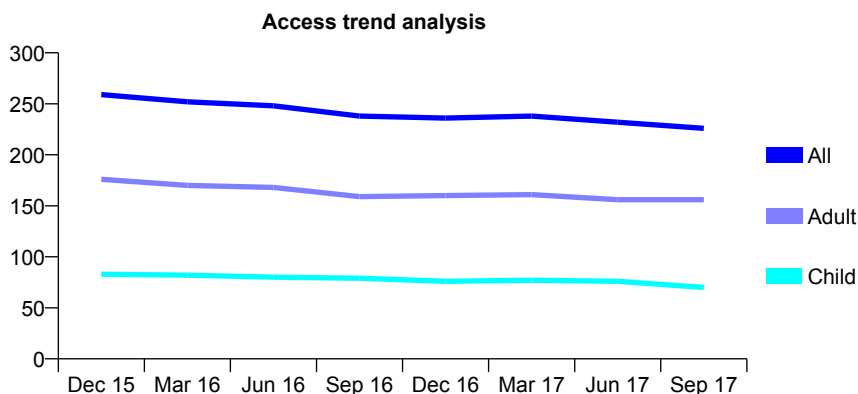
Q68 - Vital Signs At a Glance Contract Report for 608696/0001 - September 2017

Name or company name	MR D HAJEK
Contract type name	GDS Contract
Purpose of contract	General
Contract start date	01/04/2012
Contract end date	

17/18 Contracted general activity (UDA)	750
Carry forward general activity (UDA)	0
17/18 Contracted orthodontic activity (UOA)	0
Carry forward orthodontic activity (UOA)	0
Baseline contract value	£16,158.17

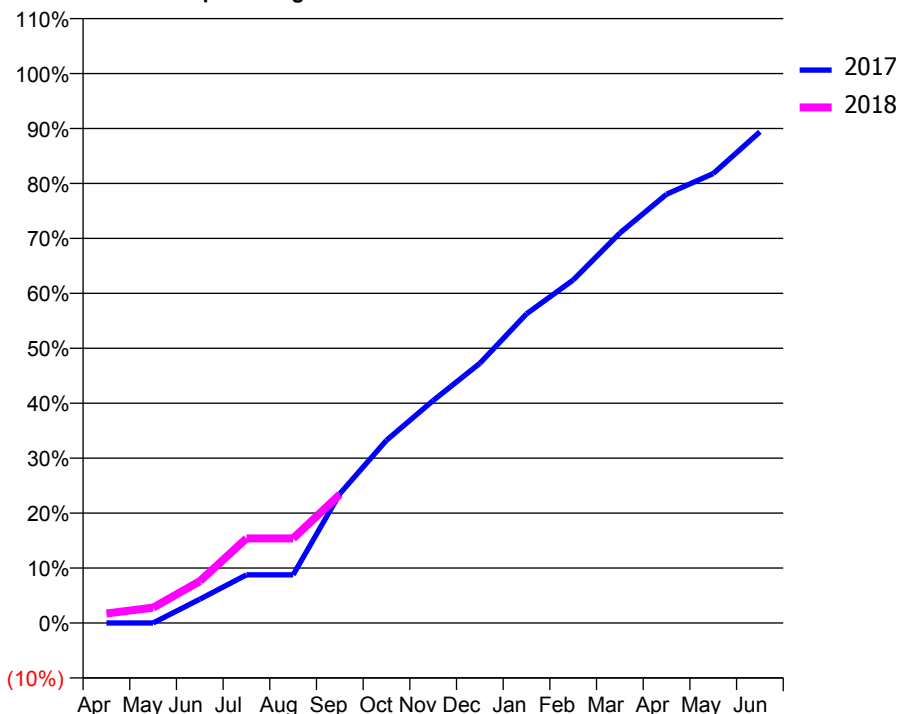
ACCESS*

Patients seen in 24 months	Total	Change since previous quarter
Quarter ending September 2016	238	
Quarter ending December 2016	236	→
Quarter ending March 2017	238	→
Quarter ending June 2017	232	↓
Quarter ending September 2017	226	↓
Variance since September 2016	(5.0%)	↓



ACTIVITY

Cumulative percentage of contracted UDA delivered 2017 & 2018



Adjusted Scheduled Activity (UDA)

Month	2017	2018
April	0	13
May	0	21
June	32	57
July	66	115
August	66	115
September	176	176
October	249	
November	304	
December	354	
January	422	
February	468	
March	532	
April	585	
May	613	
June	670	

QUALITY

	Quantity	Base Number	Contract	AT	Region	England
% of FP17s for the same patient ID Re-attending within 3 months - Children	0	42	0.0%	9.3%	11.4%	11.9%
% of FP17s for the same patient ID Re-attending within 3 months - Adults	16	98	16.3%	15.0%	15.7%	15.9%
% of FP17s for the same patient ID Re-attending between 3 & 9 months - Children	22	42	52.4%	59.5%	60.6%	58.1%
% of FP17s for the same patient ID Re-attending between 3 & 9 months - Adults	49	98	50.0%	51.2%	52.0%	50.6%
% of FP17s for Band 1 Urgent Courses	4	103	3.9%	9.6%	9.6%	9.1%
% of FP17s Relating to Free Repair or Replacements	0	103	0.0%	0.6%	0.7%	0.8%
% of FP17s Relating to Continuations	0	103	0.0%	0.9%	1.0%	1.1%
% of Patients satisfied with the dentistry they have received	2	2	N/A	90.4%	91.6%	91.4%
% of Patients satisfied with the time they had to wait for an appointment	2	2	N/A	87.3%	87.9%	87.7%

* This is based on patients treated on this contract for their most recent course of treatment. Figures in italics indicate the base number of FP17s or Patient Questionnaire responses are less than 100. N/A is shown where the base number of responses is less than 10 during the period. % is calculated as Quantity/Base number*100

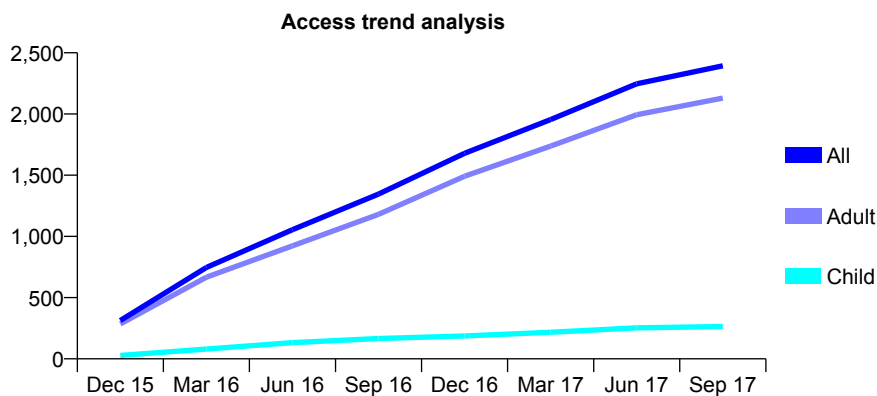
Q68 - Vital Signs At a Glance Contract Report for 610216/0001 - September 2017

Name or company name	MR R HASSANI
Contract type name	GDS Contract
Purpose of contract	General
Contract start date	01/10/2015
Contract end date	

17/18 Contracted general activity (UDA)	5,148
Carry forward general activity (UDA)	0
17/18 Contracted orthodontic activity (UOA)	0
Carry forward orthodontic activity (UOA)	0
Baseline contract value	£107,733.80

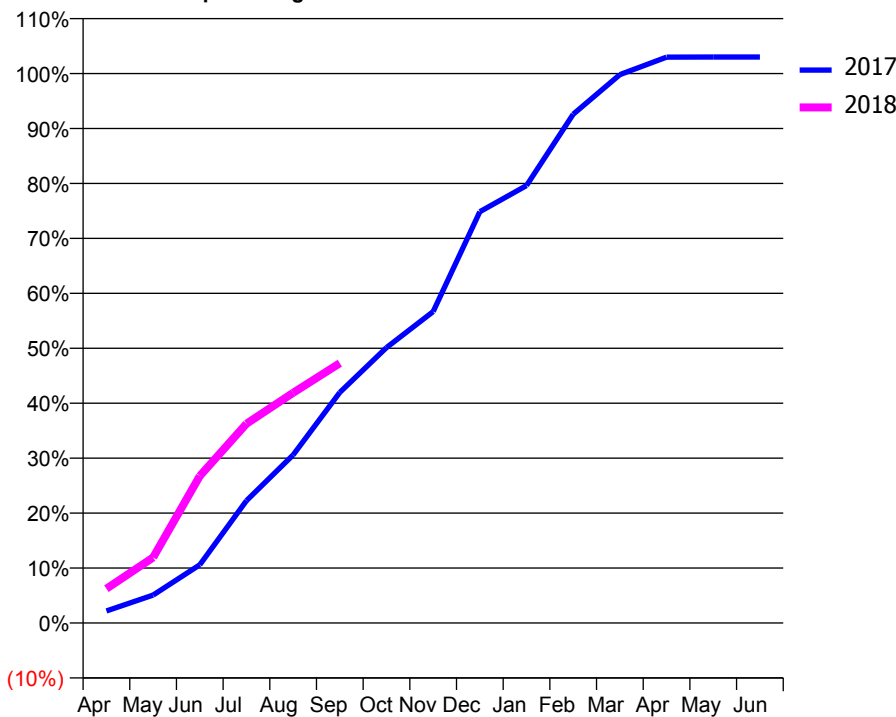
ACCESS*

Patients seen in 24 months	Total	Change since previous quarter
Quarter ending September 2016	1,346	
Quarter ending December 2016	1,679	↑
Quarter ending March 2017	1,955	↑
Quarter ending June 2017	2,247	↑
Quarter ending September 2017	2,394	↑
Variance since September 2016	77.9%	↑



ACTIVITY

Cumulative percentage of contracted UDA delivered 2017 & 2018



Adjusted Scheduled Activity (UDA)

Month	2017	2018
April	113	321
May	262	614
June	545	1,378
July	1,146	1,866
August	1,574	2,156
September	2,161	2,434
October	2,581	
November	2,918	
December	3,854	
January	4,098	
February	4,767	
March	5,138	
April	5,301	
May	5,302	
June	5,302	

QUALITY

	Quantity	Base Number	Contract	AT	Region	England
% of FP17s for the same patient ID Re-attending within 3 months - Children	4	186	2.2%	9.3%	11.4%	11.9%
% of FP17s for the same patient ID Re-attending within 3 months - Adults	19	796	2.4%	15.0%	15.7%	15.9%
% of FP17s for the same patient ID Re-attending between 3 & 9 months - Children	97	186	52.2%	59.5%	60.6%	58.1%
% of FP17s for the same patient ID Re-attending between 3 & 9 months - Adults	294	796	36.9%	51.2%	52.0%	50.6%
% of FP17s for Band 1 Urgent Courses	13	914	1.4%	9.6%	9.6%	9.1%
% of FP17s Relating to Free Repair or Replacements	0	914	0.0%	0.6%	0.7%	0.8%
% of FP17s Relating to Continuations	1	914	0.1%	0.9%	1.0%	1.1%
% of Patients satisfied with the dentistry they have received	2	2	N/A	90.4%	91.6%	91.4%
% of Patients satisfied with the time they had to wait for an appointment	2	2	N/A	87.3%	87.9%	87.7%

* This is based on patients treated on this contract for their most recent course of treatment. Figures in italics indicate the base number of FP17s or Patient Questionnaire responses are less than 100. N/A is shown where the base number of responses is less than 10 during the period. % is calculated as Quantity/Base number*100

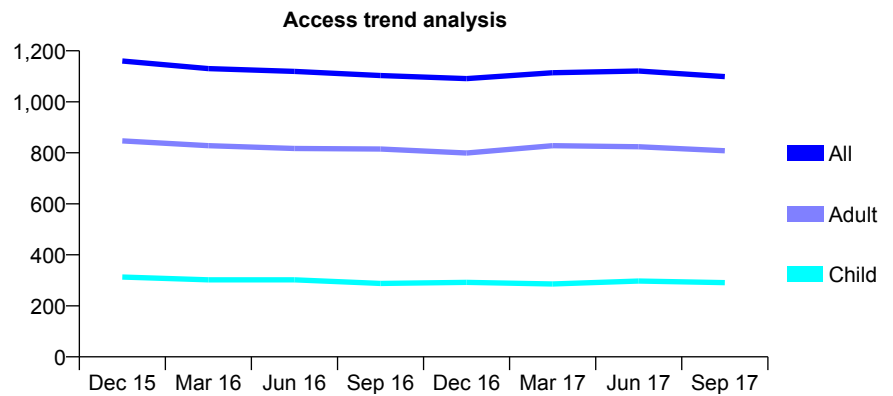
Q68 - Vital Signs At a Glance Contract Report for 616621/0001 - September 2017

Name or company name	MR A ARVANDI ROODSARI
Contract type name	GDS Contract
Purpose of contract	General
Contract start date	01/10/2011
Contract end date	

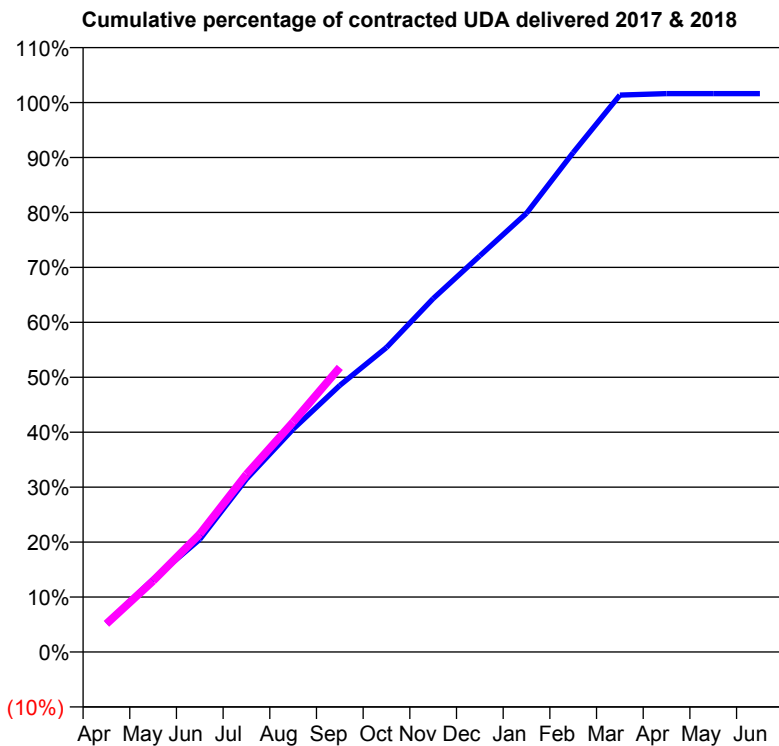
17/18 Contracted general activity (UDA)	2,737
Carry forward general activity (UDA)	-44
17/18 Contracted orthodontic activity (UOA)	0
Carry forward orthodontic activity (UOA)	0
Baseline contract value	£78,733.32

ACCESS*

Patients seen in 24 months	Total	Change since previous quarter
Quarter ending September 2016	1,103	
Quarter ending December 2016	1,091	↓
Quarter ending March 2017	1,114	↑
Quarter ending June 2017	1,121	→
Quarter ending September 2017	1,099	↓
Variance since September 2016	(0.4%)	→



ACTIVITY



Month	Adjusted Scheduled Activity (UDA)	
	2017	2018
April	143	140
May	362	355
June	561	588
July	862	885
August	1,110	1,145
September	1,328	1,418
October	1,517	
November	1,761	
December	1,974	
January	2,185	
February	2,488	
March	2,774	
April	2,781	
May	2,781	
June	2,781	

QUALITY

	Quantity	Base Number	Contract	AT	Region	England
% of FP17s for the same patient ID Re-attending within 3 months - Children	20	303	6.6%	9.3%	11.4%	11.9%
% of FP17s for the same patient ID Re-attending within 3 months - Adults	54	597	9.0%	15.0%	15.7%	15.9%
% of FP17s for the same patient ID Re-attending between 3 & 9 months - Children	227	303	74.9%	59.5%	60.6%	58.1%
% of FP17s for the same patient ID Re-attending between 3 & 9 months - Adults	326	597	54.6%	51.2%	52.0%	50.6%
% of FP17s for Band 1 Urgent Courses	40	897	4.5%	9.6%	9.6%	9.1%
% of FP17s Relating to Free Repair or Replacements	0	897	0.0%	0.6%	0.7%	0.8%
% of FP17s Relating to Continuations	2	897	0.2%	0.9%	1.0%	1.1%
% of Patients satisfied with the dentistry they have received	3	3	N/A	90.4%	91.6%	91.4%
% of Patients satisfied with the time they had to wait for an appointment	3	3	N/A	87.3%	87.9%	87.7%

* This is based on patients treated on this contract for their most recent course of treatment. Figures in italics indicate the base number of FP17s or Patient Questionnaire responses are less than 100. N/A is shown where the base number of responses is less than 10 during the period. % is calculated as Quantity/Base number*100

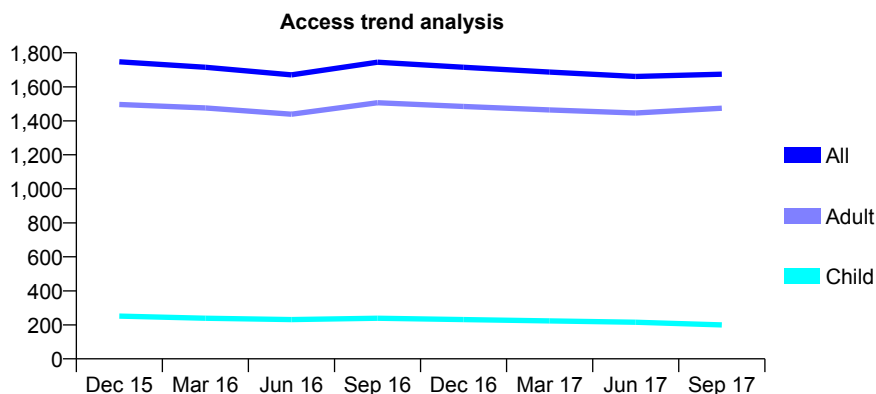
Q68 - Vital Signs At a Glance Contract Report for 622966/0003 - September 2017

Name or company name	MR RD MCLEOD
Contract type name	GDS Contract
Purpose of contract	General
Contract start date	05/03/2012
Contract end date	

17/18 Contracted general activity (UDA)	5,766
Carry forward general activity (UDA)	0
17/18 Contracted orthodontic activity (UOA)	0
Carry forward orthodontic activity (UOA)	0
Baseline contract value	£147,316.01

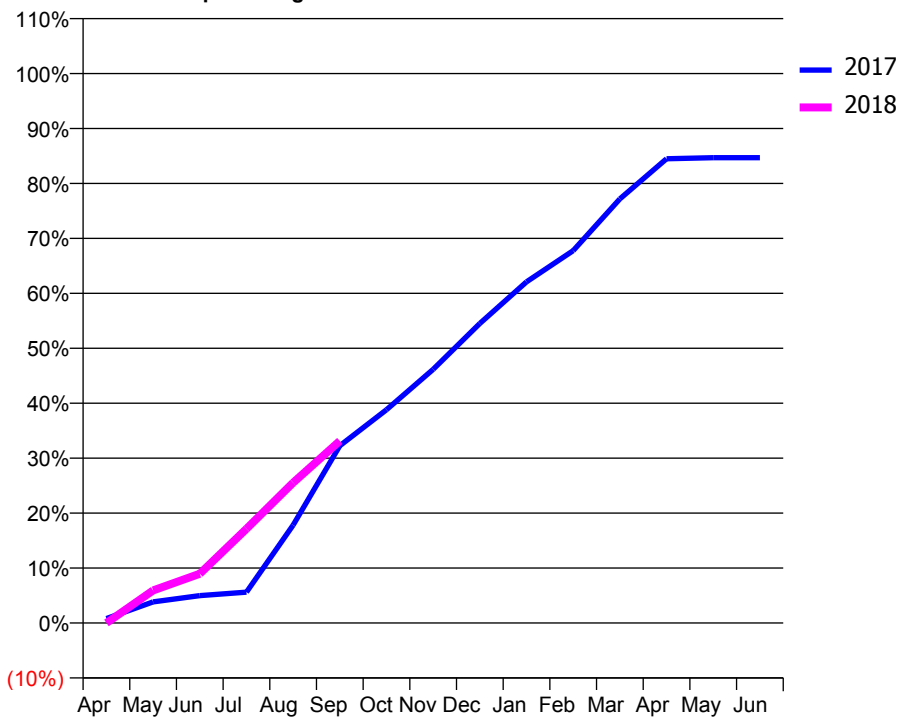
ACCESS*

Patients seen in 24 months	Total	Change since previous quarter
Quarter ending September 2016	1,745	
Quarter ending December 2016	1,715	↓
Quarter ending March 2017	1,687	↓
Quarter ending June 2017	1,661	↓
Quarter ending September 2017	1,674	→
Variance since September 2016	(4.1%)	↓



ACTIVITY

Cumulative percentage of contracted UDA delivered 2017 & 2018



Month	Adjusted Scheduled Activity (UDA)	
	2017	2018
April	46	0
May	221	343
June	287	517
July	324	988
August	1,028	1,473
September	1,861	1,910
October	2,238	
November	2,662	
December	3,143	
January	3,580	
February	3,908	
March	4,451	
April	4,871	
May	4,883	
June	4,883	

QUALITY

	Quantity	Base Number	Contract	AT	Region	England
% of FP17s for the same patient ID Re-attending within 3 months - Children	6	121	5.0%	9.3%	11.4%	11.9%
% of FP17s for the same patient ID Re-attending within 3 months - Adults	191	1,044	18.3%	15.0%	15.7%	15.9%
% of FP17s for the same patient ID Re-attending between 3 & 9 months - Children	72	121	59.5%	59.5%	60.6%	58.1%
% of FP17s for the same patient ID Re-attending between 3 & 9 months - Adults	583	1,044	55.8%	51.2%	52.0%	50.6%
% of FP17s for Band 1 Urgent Courses	111	968	11.5%	9.6%	9.6%	9.1%
% of FP17s Relating to Free Repair or Replacements	7	968	0.7%	0.6%	0.7%	0.8%
% of FP17s Relating to Continuations	4	968	0.4%	0.9%	1.0%	1.1%
% of Patients satisfied with the dentistry they have received	6	6	N/A	90.4%	91.6%	91.4%
% of Patients satisfied with the time they had to wait for an appointment	4	6	N/A	87.3%	87.9%	87.7%

* This is based on patients treated on this contract for their most recent course of treatment. Figures in italics indicate the base number of FP17s or Patient Questionnaire responses are less than 100. N/A is shown where the base number of responses is less than 10 during the period. % is calculated as Quantity/Base number*100

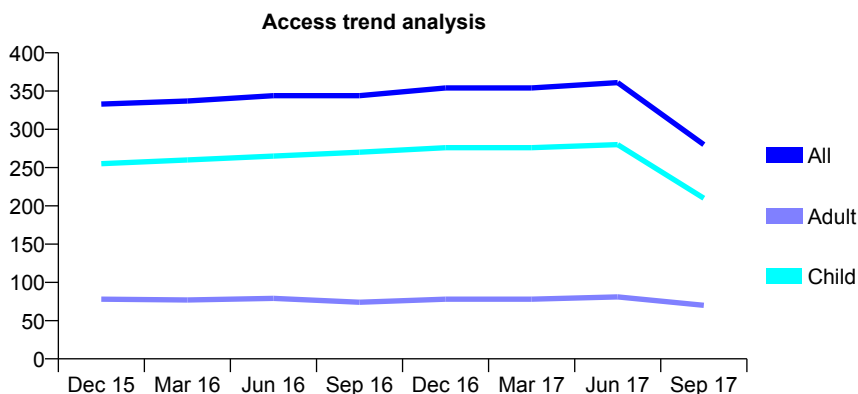
Q68 - Vital Signs At a Glance Contract Report for 629707/0001 - September 2017

Name or company name	MR SP KNIGHTS
Contract type name	GDS Contract
Purpose of contract	General
Contract start date	01/04/2006
Contract end date	31/07/2017

17/18 Contracted general activity (UDA)	380
Carry forward general activity (UDA)	0
17/18 Contracted orthodontic activity (UOA)	0
Carry forward orthodontic activity (UOA)	0
Baseline contract value	£12,705.94

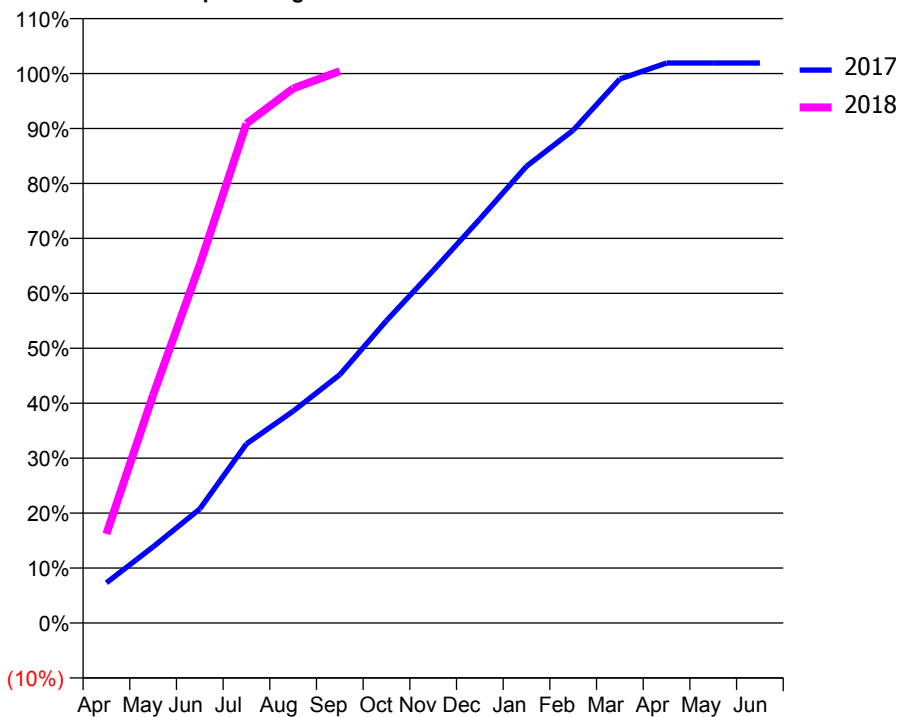
ACCESS*

Patients seen in 24 months	Total	Change since previous quarter
Quarter ending September 2016	344	
Quarter ending December 2016	354	↑
Quarter ending March 2017	354	→
Quarter ending June 2017	361	→
Quarter ending September 2017	280	↓
Variance since September 2016	(18.6%)	↓



ACTIVITY

Cumulative percentage of contracted UDA delivered 2017 & 2018



Adjusted Scheduled Activity (UDA)

Month	2017	2018
April	83	62
May	158	158
June	237	248
July	372	345
August	439	370
September	515	382
October	627	
November	731	
December	838	
January	948	
February	1,022	
March	1,129	
April	1,162	
May	1,162	
June	1,162	

QUALITY

	Quantity	Base Number	Contract	AT	Region	England
% of FP17s for the same patient ID Re-attending within 3 months - Children	7	154	4.5%	9.3%	11.4%	11.9%
% of FP17s for the same patient ID Re-attending within 3 months - Adults	6	34	17.6%	15.0%	15.7%	15.9%
% of FP17s for the same patient ID Re-attending between 3 & 9 months - Children	118	154	76.6%	59.5%	60.6%	58.1%
% of FP17s for the same patient ID Re-attending between 3 & 9 months - Adults	17	34	50.0%	51.2%	52.0%	50.6%
% of FP17s for Band 1 Urgent Courses	8	171	4.7%	9.6%	9.6%	9.1%
% of FP17s Relating to Free Repair or Replacements	0	171	0.0%	0.6%	0.7%	0.8%
% of FP17s Relating to Continuations	0	171	0.0%	0.9%	1.0%	1.1%
% of Patients satisfied with the dentistry they have received	0	0	N/A	90.4%	91.6%	91.4%
% of Patients satisfied with the time they had to wait for an appointment	0	0	N/A	87.3%	87.9%	87.7%

* This is based on patients treated on this contract for their most recent course of treatment. Figures in italics indicate the base number of FP17s or Patient Questionnaire responses are less than 100. N/A is shown where the base number of responses is less than 10 during the period. % is calculated as Quantity/Base number*100

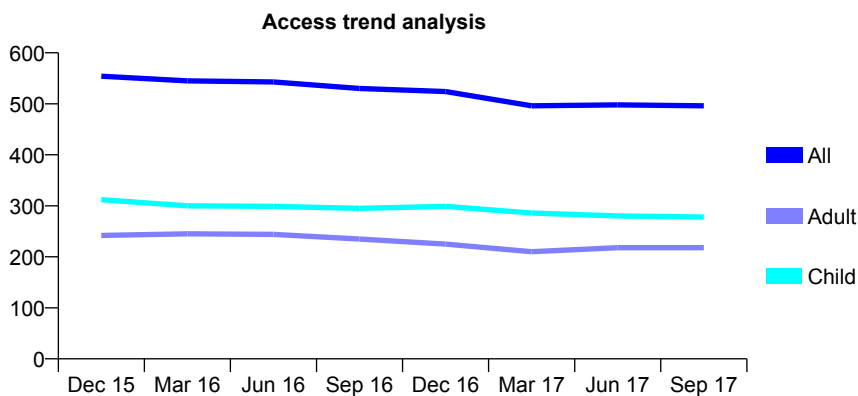
Q68 - Vital Signs At a Glance Contract Report for 629804/0001 - September 2017

Name or company name	MR MS WRIGHT
Contract type name	GDS Contract
Purpose of contract	General
Contract start date	01/04/2006
Contract end date	

17/18 Contracted general activity (UDA)	1,300
Carry forward general activity (UDA)	0
17/18 Contracted orthodontic activity (UOA)	0
Carry forward orthodontic activity (UOA)	0
Baseline contract value	£33,231.13

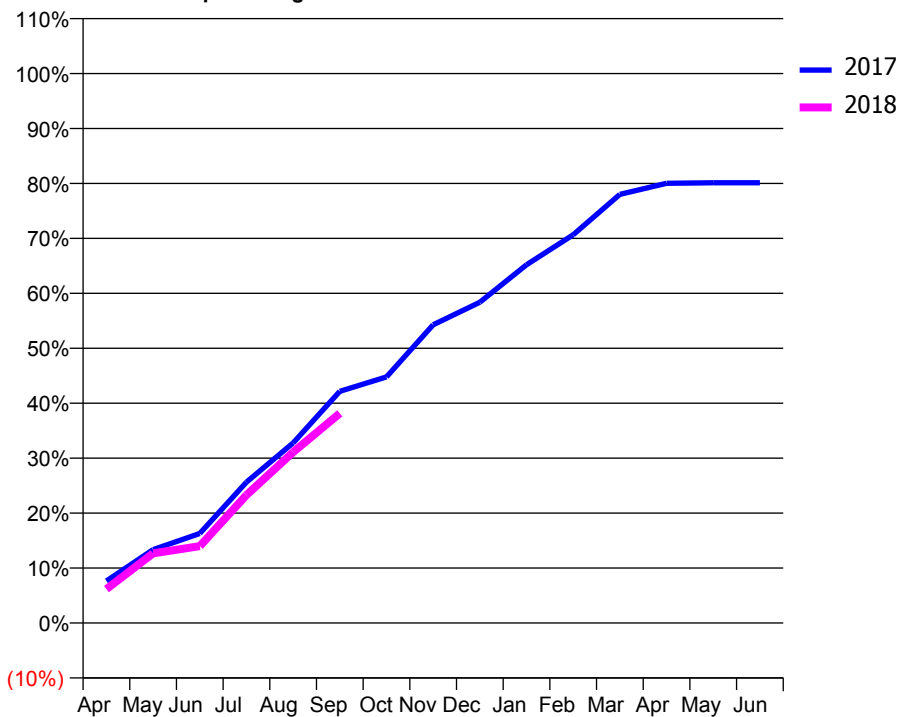
ACCESS*

Patients seen in 24 months	Total	Change since previous quarter
Quarter ending September 2016	530	
Quarter ending December 2016	524	↓
Quarter ending March 2017	496	↓
Quarter ending June 2017	498	→
Quarter ending September 2017	496	→
Variance since September 2016	(6.4%)	↓



ACTIVITY

Cumulative percentage of contracted UDA delivered 2017 & 2018



Adjusted Scheduled Activity (UDA)		
Month	2017	2018
April	99	80
May	174	165
June	212	182
July	333	303
August	426	404
September	548	496
October	582	
November	705	
December	759	
January	847	
February	919	
March	1,014	
April	1,040	
May	1,041	
June	1,041	

QUALITY

	Quantity	Base Number	Contract	AT	Region	England
% of FP17s for the same patient ID Re-attending within 3 months - Children	14	230	6.1%	9.3%	11.4%	11.9%
% of FP17s for the same patient ID Re-attending within 3 months - Adults	10	128	7.8%	15.0%	15.7%	15.9%
% of FP17s for the same patient ID Re-attending between 3 & 9 months - Children	160	230	69.6%	59.5%	60.6%	58.1%
% of FP17s for the same patient ID Re-attending between 3 & 9 months - Adults	66	128	51.6%	51.2%	52.0%	50.6%
% of FP17s for Band 1 Urgent Courses	15	339	4.4%	9.6%	9.6%	9.1%
% of FP17s Relating to Free Repair or Replacements	5	339	1.5%	0.6%	0.7%	0.8%
% of FP17s Relating to Continuations	0	339	0.0%	0.9%	1.0%	1.1%
% of Patients satisfied with the dentistry they have received	1	1	N/A	90.4%	91.6%	91.4%
% of Patients satisfied with the time they had to wait for an appointment	1	1	N/A	87.3%	87.9%	87.7%

* This is based on patients treated on this contract for their most recent course of treatment. Figures in italics indicate the base number of FP17s or Patient Questionnaire responses are less than 100. N/A is shown where the base number of responses is less than 10 during the period. % is calculated as Quantity/Base number*100

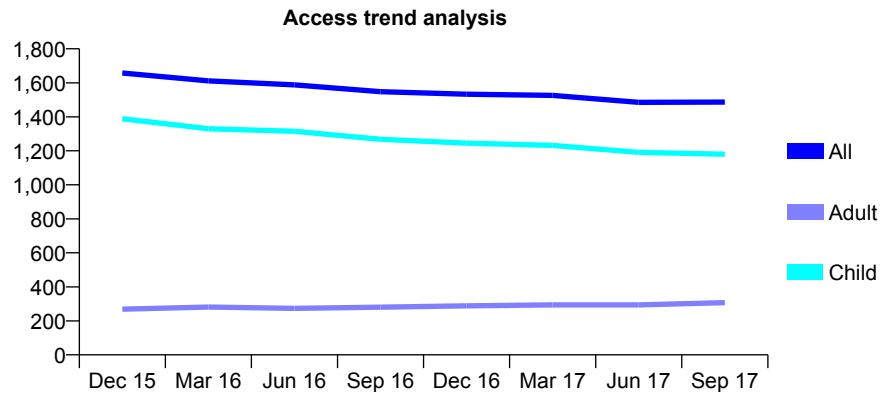
Q68 - Vital Signs At a Glance Contract Report for 630624/0001 - September 2017

Name or company name	MR RP MILNE
Contract type name	GDS Contract
Purpose of contract	General
Contract start date	01/04/2006
Contract end date	

17/18 Contracted general activity (UDA)	2,700
Carry forward general activity (UDA)	17
17/18 Contracted orthodontic activity (UOA)	0
Carry forward orthodontic activity (UOA)	0
Baseline contract value	£67,795.86

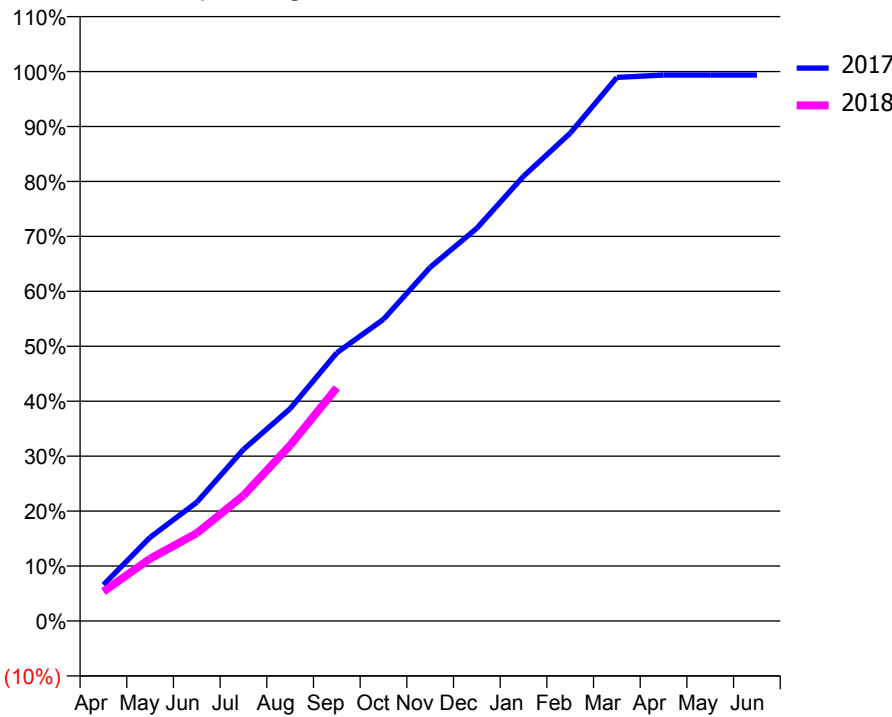
ACCESS*

Patients seen in 24 months	Total	Change since previous quarter
Quarter ending September 2016	1,548	
Quarter ending December 2016	1,533	→
Quarter ending March 2017	1,526	→
Quarter ending June 2017	1,485	↓
Quarter ending September 2017	1,487	→
Variance since September 2016	(3.9%)	↓



ACTIVITY

Cumulative percentage of contracted UDA delivered 2017 & 2018



Month	Adjusted Scheduled Activity (UDA)	
	2017	2018
April	178	144
May	411	306
June	583	431
July	843	617
August	1,043	863
September	1,318	1,146
October	1,482	
November	1,738	
December	1,930	
January	2,185	
February	2,397	
March	2,671	
April	2,683	
May	2,683	
June	2,683	

QUALITY

	Quantity	Base Number	Contract	AT	Region	England
% of FP17s for the same patient ID Re-attending within 3 months - Children	38	881	4.3%	9.3%	11.4%	11.9%
% of FP17s for the same patient ID Re-attending within 3 months - Adults	7	94	7.4%	15.0%	15.7%	15.9%
% of FP17s for the same patient ID Re-attending between 3 & 9 months - Children	598	881	67.9%	59.5%	60.6%	58.1%
% of FP17s for the same patient ID Re-attending between 3 & 9 months - Adults	61	94	64.9%	51.2%	52.0%	50.6%
% of FP17s for Band 1 Urgent Courses	12	965	1.2%	9.6%	9.6%	9.1%
% of FP17s Relating to Free Repair or Replacements	0	965	0.0%	0.6%	0.7%	0.8%
% of FP17s Relating to Continuations	12	965	1.2%	0.9%	1.0%	1.1%
% of Patients satisfied with the dentistry they have received	4	4	N/A	90.4%	91.6%	91.4%
% of Patients satisfied with the time they had to wait for an appointment	4	4	N/A	87.3%	87.9%	87.7%

* This is based on patients treated on this contract for their most recent course of treatment. Figures in italics indicate the base number of FP17s or Patient Questionnaire responses are less than 100. N/A is shown where the base number of responses is less than 10 during the period. % is calculated as Quantity/Base number*100

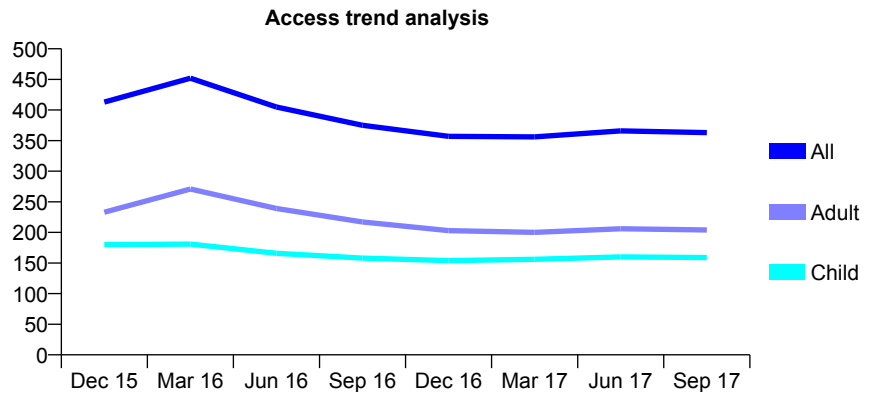
Q68 - Vital Signs At a Glance Contract Report for 634727/0001 - September 2017

Name or company name	MR RC SCOTT
Contract type name	GDS Contract
Purpose of contract	General
Contract start date	01/04/2006
Contract end date	

17/18 Contracted general activity (UDA)	911
Carry forward general activity (UDA)	0
17/18 Contracted orthodontic activity (UOA)	0
Carry forward orthodontic activity (UOA)	0
Baseline contract value	£21,690.64

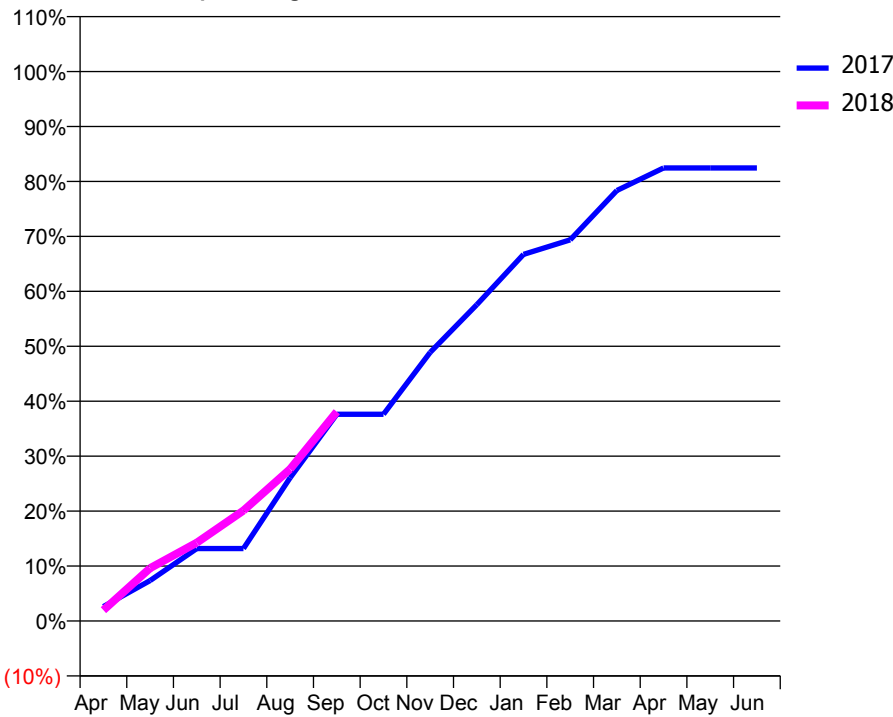
ACCESS*

Patients seen in 24 months	Total	Change since previous quarter
Quarter ending September 2016	375	
Quarter ending December 2016	357	↓
Quarter ending March 2017	356	→
Quarter ending June 2017	366	↑
Quarter ending September 2017	363	→
Variance since September 2016	(3.2%)	↓



ACTIVITY

Cumulative percentage of contracted UDA delivered 2017 & 2018



Adjusted Scheduled Activity (UDA)		
Month	2017	2018
April	24	18
May	67	88
June	120	130
July	120	183
August	238	252
September	343	347
October	343	
November	445	
December	524	
January	608	
February	632	
March	714	
April	751	
May	751	
June	751	

QUALITY

	Quantity	Base Number	Contract	AT	Region	England
% of FP17s for the same patient ID Re-attending within 3 months - Children	5	118	4.2%	9.3%	11.4%	11.9%
% of FP17s for the same patient ID Re-attending within 3 months - Adults	5	120	4.2%	15.0%	15.7%	15.9%
% of FP17s for the same patient ID Re-attending between 3 & 9 months - Children	65	118	55.1%	59.5%	60.6%	58.1%
% of FP17s for the same patient ID Re-attending between 3 & 9 months - Adults	56	120	46.7%	51.2%	52.0%	50.6%
% of FP17s for Band 1 Urgent Courses	15	217	6.9%	9.6%	9.6%	9.1%
% of FP17s Relating to Free Repair or Replacements	0	217	0.0%	0.6%	0.7%	0.8%
% of FP17s Relating to Continuations	1	217	0.5%	0.9%	1.0%	1.1%
% of Patients satisfied with the dentistry they have received	0	0	N/A	90.4%	91.6%	91.4%
% of Patients satisfied with the time they had to wait for an appointment	0	0	N/A	87.3%	87.9%	87.7%

* This is based on patients treated on this contract for their most recent course of treatment. Figures in italics indicate the base number of FP17s or Patient Questionnaire responses are less than 100. N/A is shown where the base number of responses is less than 10 during the period. % is calculated as Quantity/Base number*100

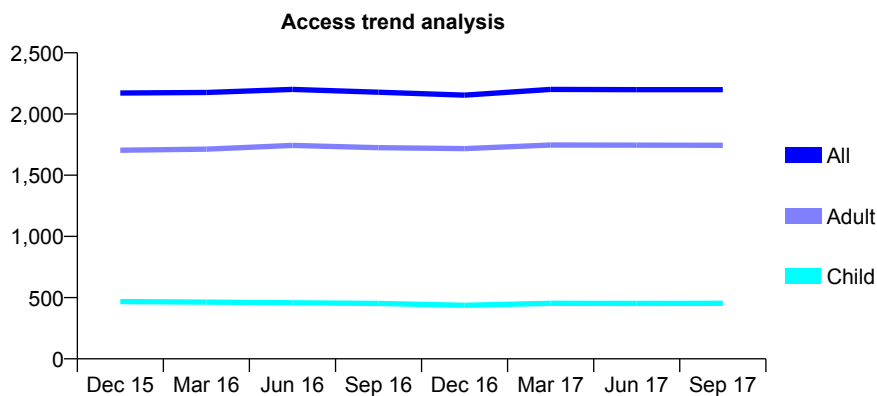
Q68 - Vital Signs At a Glance Contract Report for 635391/0001 - September 2017

Name or company name	MR DM GUTTERY
Contract type name	GDS Contract
Purpose of contract	General
Contract start date	01/04/2006
Contract end date	

17/18 Contracted general activity (UDA)	6,185
Carry forward general activity (UDA)	-34
17/18 Contracted orthodontic activity (UOA)	0
Carry forward orthodontic activity (UOA)	0
Baseline contract value	£181,328.68

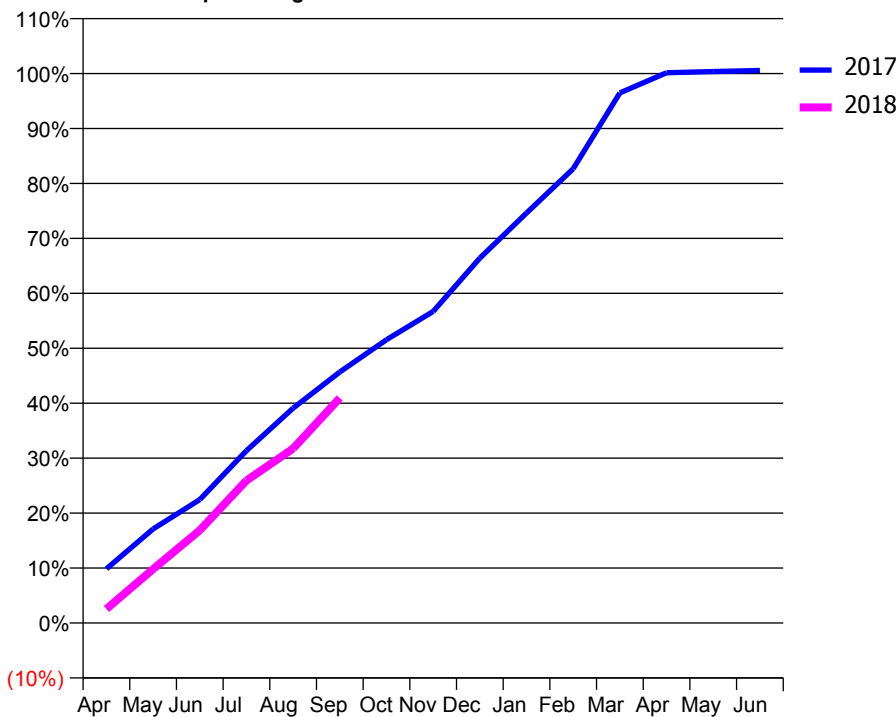
ACCESS*

Patients seen in 24 months	Total	Change since previous quarter
Quarter ending September 2016	2,178	
Quarter ending December 2016	2,154	↓
Quarter ending March 2017	2,201	↑
Quarter ending June 2017	2,199	→
Quarter ending September 2017	2,199	→
Variance since September 2016	1.0%	→



ACTIVITY

Cumulative percentage of contracted UDA delivered 2017 & 2018



Month	Adjusted Scheduled Activity (UDA)	
	2017	2018
April	609	158
May	1,059	607
June	1,389	1,043
July	1,940	1,604
August	2,418	1,963
September	2,826	2,533
October	3,188	
November	3,507	
December	4,108	
January	4,614	
February	5,112	
March	5,967	
April	6,193	
May	6,206	
June	6,218	

QUALITY

	Quantity	Base Number	Contract	AT	Region	England
% of FP17s for the same patient ID Re-attending within 3 months - Children	28	338	8.3%	9.3%	11.4%	11.9%
% of FP17s for the same patient ID Re-attending within 3 months - Adults	210	1,239	16.9%	15.0%	15.7%	15.9%
% of FP17s for the same patient ID Re-attending between 3 & 9 months - Children	180	338	53.3%	59.5%	60.6%	58.1%
% of FP17s for the same patient ID Re-attending between 3 & 9 months - Adults	636	1,239	51.3%	51.2%	52.0%	50.6%
% of FP17s for Band 1 Urgent Courses	133	1,447	9.2%	9.6%	9.6%	9.1%
% of FP17s Relating to Free Repair or Replacements	13	1,447	0.9%	0.6%	0.7%	0.8%
% of FP17s Relating to Continuations	29	1,447	2.0%	0.9%	1.0%	1.1%
% of Patients satisfied with the dentistry they have received	8	8	N/A	90.4%	91.6%	91.4%
% of Patients satisfied with the time they had to wait for an appointment	5	8	N/A	87.3%	87.9%	87.7%

* This is based on patients treated on this contract for their most recent course of treatment. Figures in italics indicate the base number of FP17s or Patient Questionnaire responses are less than 100. N/A is shown where the base number of responses is less than 10 during the period. % is calculated as Quantity/Base number*100

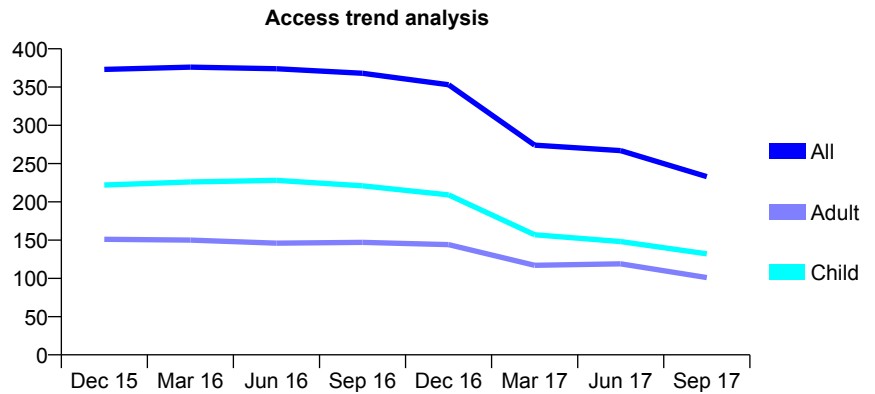
Q68 - Vital Signs At a Glance Contract Report for 636290/0001 - September 2017

Name or company name	Steyning Avenue Dental Practice
Contract type name	GDS Contract
Purpose of contract	General
Contract start date	01/04/2006
Contract end date	

17/18 Contracted general activity (UDA)	500
Carry forward general activity (UDA)	-10
17/18 Contracted orthodontic activity (UOA)	0
Carry forward orthodontic activity (UOA)	0
Baseline contract value	£11,304.68

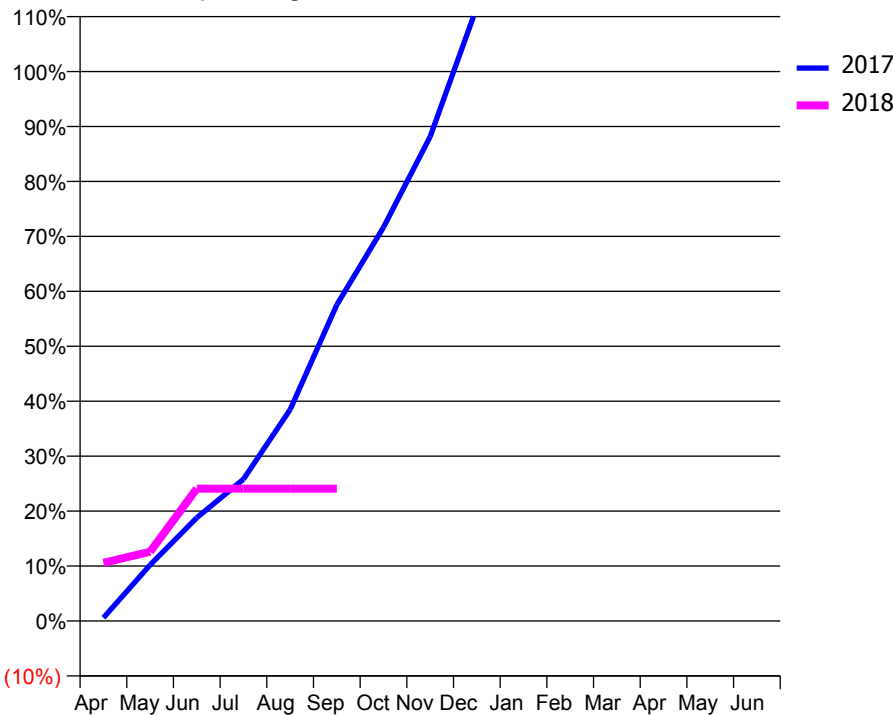
ACCESS*

Patients seen in 24 months	Total	Change since previous quarter
Quarter ending September 2016	368	
Quarter ending December 2016	353	↓
Quarter ending March 2017	274	↓
Quarter ending June 2017	267	↓
Quarter ending September 2017	233	↓
Variance since September 2016	(36.7%)	↓



ACTIVITY

Cumulative percentage of contracted UDA delivered 2017 & 2018



Month	Adjusted Scheduled Activity (UDA)	
	2017	2018
April	3	53
May	51	63
June	94	120
July	129	120
August	192	120
September	288	120
October	358	
November	441	
December	558	
January	558	
February	558	
March	558	
April	561	
May	562	
June	563	

QUALITY

	Quantity	Base Number	Contract	AT	Region	England
% of FP17s for the same patient ID Re-attending within 3 months - Children	0	45	0.0%	9.3%	11.4%	11.9%
% of FP17s for the same patient ID Re-attending within 3 months - Adults	1	24	4.2%	15.0%	15.7%	15.9%
% of FP17s for the same patient ID Re-attending between 3 & 9 months - Children	21	45	46.7%	59.5%	60.6%	58.1%
% of FP17s for the same patient ID Re-attending between 3 & 9 months - Adults	11	24	45.8%	51.2%	52.0%	50.6%
% of FP17s for Band 1 Urgent Courses	2	66	3.0%	9.6%	9.6%	9.1%
% of FP17s Relating to Free Repair or Replacements	0	66	0.0%	0.6%	0.7%	0.8%
% of FP17s Relating to Continuations	0	66	0.0%	0.9%	1.0%	1.1%
% of Patients satisfied with the dentistry they have received	0	0	N/A	90.4%	91.6%	91.4%
% of Patients satisfied with the time they had to wait for an appointment	0	0	N/A	87.3%	87.9%	87.7%

* This is based on patients treated on this contract for their most recent course of treatment. Figures in italics indicate the base number of FP17s or Patient Questionnaire responses are less than 100. N/A is shown where the base number of responses is less than 10 during the period. % is calculated as Quantity/Base number*100

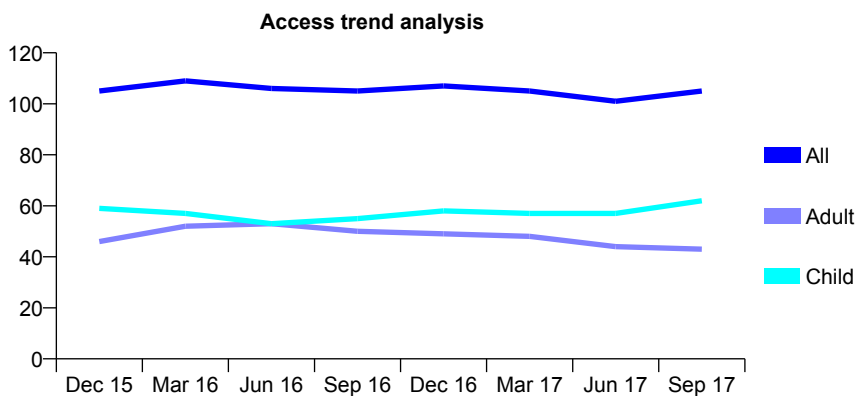
Q68 - Vital Signs At a Glance Contract Report for 638730/0001 - September 2017

Name or company name	MR DA RHODEN
Contract type name	GDS Contract
Purpose of contract	General
Contract start date	01/04/2006
Contract end date	

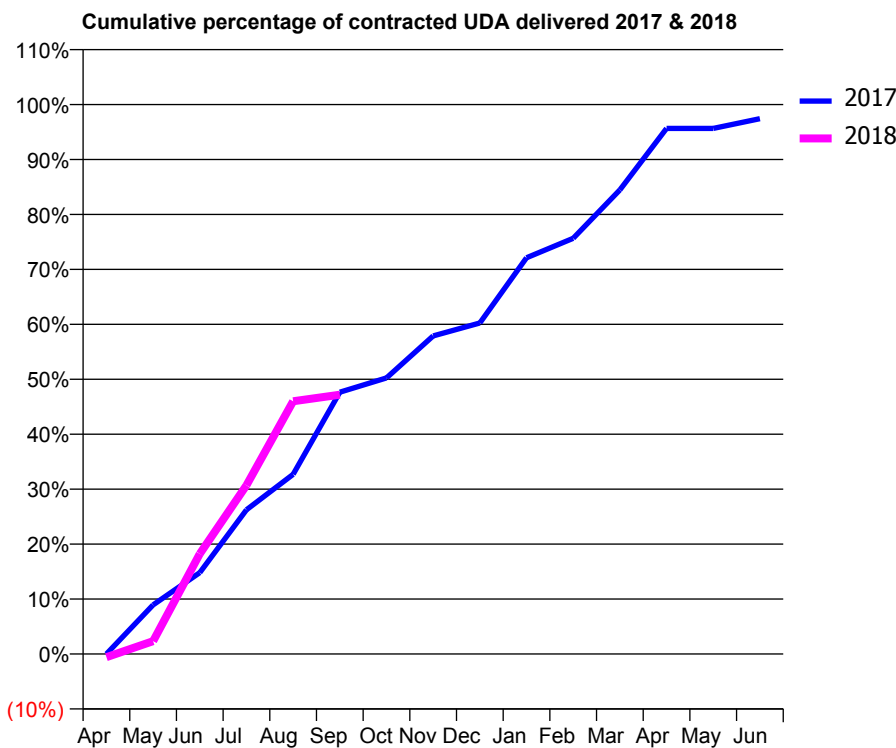
17/18 Contracted general activity (UDA)	170
Carry forward general activity (UDA)	4
17/18 Contracted orthodontic activity (UOA)	0
Carry forward orthodontic activity (UOA)	0
Baseline contract value	£3,905.77

ACCESS*

Patients seen in 24 months	Total	Change since previous quarter
Quarter ending September 2016	105	
Quarter ending December 2016	107	→
Quarter ending March 2017	105	↓
Quarter ending June 2017	101	↓
Quarter ending September 2017	105	↑
Variance since September 2016	0.0%	→



ACTIVITY



Month	Adjusted Scheduled Activity (UDA)	
	2017	2018
April	0	-1
May	15	4
June	25	31
July	45	52
August	56	78
September	81	80
October	85	
November	98	
December	102	
January	123	
February	129	
March	144	
April	163	
May	163	
June	166	

QUALITY

	Quantity	Base Number	Contract	AT	Region	England
% of FP17s for the same patient ID Re-attending within 3 months - Children	1	48	2.1%	9.3%	11.4%	11.9%
% of FP17s for the same patient ID Re-attending within 3 months - Adults	4	28	14.3%	15.0%	15.7%	15.9%
% of FP17s for the same patient ID Re-attending between 3 & 9 months - Children	15	48	31.3%	59.5%	60.6%	58.1%
% of FP17s for the same patient ID Re-attending between 3 & 9 months - Adults	8	28	28.6%	51.2%	52.0%	50.6%
% of FP17s for Band 1 Urgent Courses	1	56	1.8%	9.6%	9.6%	9.1%
% of FP17s Relating to Free Repair or Replacements	0	56	0.0%	0.6%	0.7%	0.8%
% of FP17s Relating to Continuations	0	56	0.0%	0.9%	1.0%	1.1%
% of Patients satisfied with the dentistry they have received	0	0	N/A	90.4%	91.6%	91.4%
% of Patients satisfied with the time they had to wait for an appointment	0	0	N/A	87.3%	87.9%	87.7%

* This is based on patients treated on this contract for their most recent course of treatment. Figures in italics indicate the base number of FP17s or Patient Questionnaire responses are less than 100. N/A is shown where the base number of responses is less than 10 during the period. % is calculated as Quantity/Base number*100

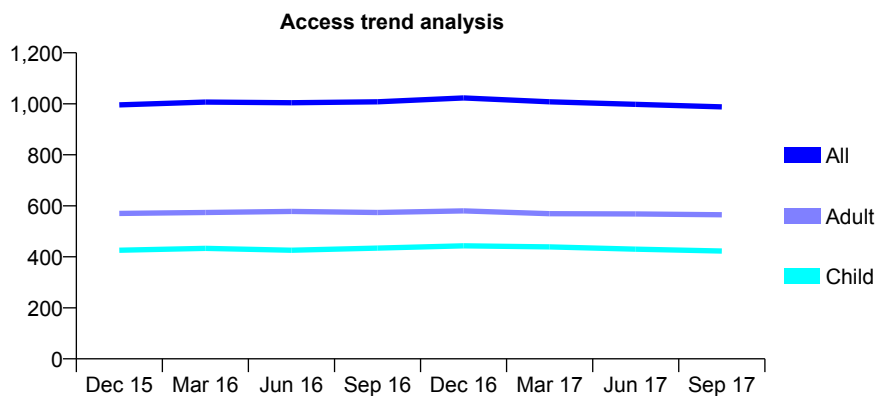
Q68 - Vital Signs At a Glance Contract Report for 643440/0001 - September 2017

Name or company name	MR KA GOWER
Contract type name	GDS Contract
Purpose of contract	General
Contract start date	01/04/2006
Contract end date	

17/18 Contracted general activity (UDA)	2,240
Carry forward general activity (UDA)	16
17/18 Contracted orthodontic activity (UOA)	0
Carry forward orthodontic activity (UOA)	0
Baseline contract value	£50,353.07

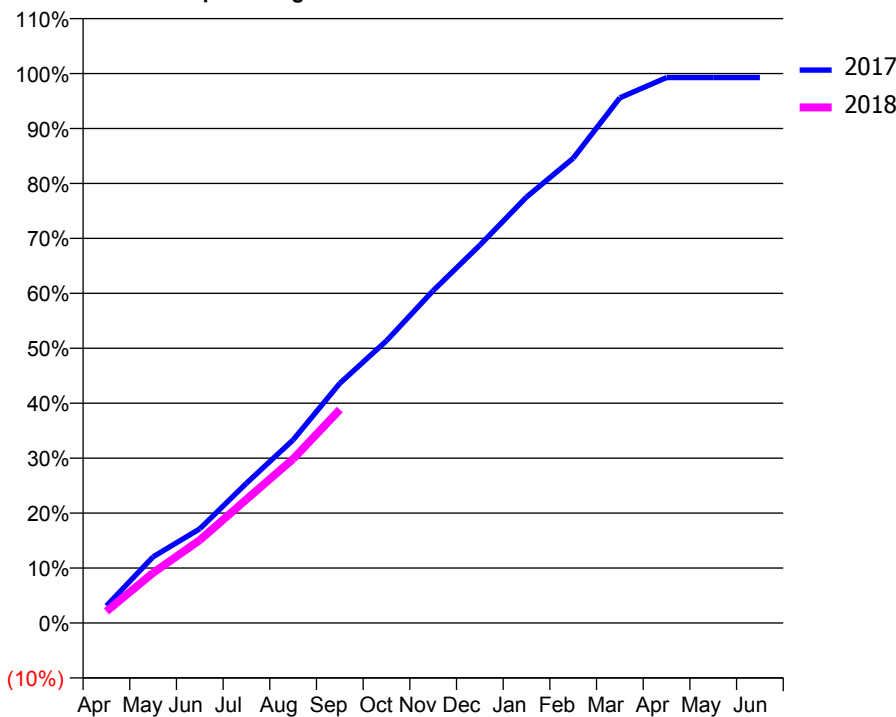
ACCESS*

Patients seen in 24 months	Total	Change since previous quarter
Quarter ending September 2016	1,008	
Quarter ending December 2016	1,023	→
Quarter ending March 2017	1,008	↓
Quarter ending June 2017	998	→
Quarter ending September 2017	988	↓
Variance since September 2016	(2.0%)	↓



ACTIVITY

Cumulative percentage of contracted UDA delivered 2017 & 2018



Adjusted Scheduled Activity (UDA)		
Month	2017	2018
April	70	48
May	270	205
June	384	338
July	570	504
August	746	669
September	977	870
October	1,151	
November	1,355	
December	1,540	
January	1,736	
February	1,895	
March	2,141	
April	2,223	
May	2,223	
June	2,223	

QUALITY

	Quantity	Base Number	Contract	AT	Region	England
% of FP17s for the same patient ID Re-attending within 3 months - Children	16	335	4.8%	9.3%	11.4%	11.9%
% of FP17s for the same patient ID Re-attending within 3 months - Adults	37	348	10.6%	15.0%	15.7%	15.9%
% of FP17s for the same patient ID Re-attending between 3 & 9 months - Children	211	335	63.0%	59.5%	60.6%	58.1%
% of FP17s for the same patient ID Re-attending between 3 & 9 months - Adults	195	348	56.0%	51.2%	52.0%	50.6%
% of FP17s for Band 1 Urgent Courses	45	628	7.2%	9.6%	9.6%	9.1%
% of FP17s Relating to Free Repair or Replacements	1	628	0.2%	0.6%	0.7%	0.8%
% of FP17s Relating to Continuations	0	628	0.0%	0.9%	1.0%	1.1%
% of Patients satisfied with the dentistry they have received	2	2	N/A	90.4%	91.6%	91.4%
% of Patients satisfied with the time they had to wait for an appointment	2	2	N/A	87.3%	87.9%	87.7%

* This is based on patients treated on this contract for their most recent course of treatment. Figures in italics indicate the base number of FP17s or Patient Questionnaire responses are less than 100. N/A is shown where the base number of responses is less than 10 during the period. % is calculated as Quantity/Base number*100

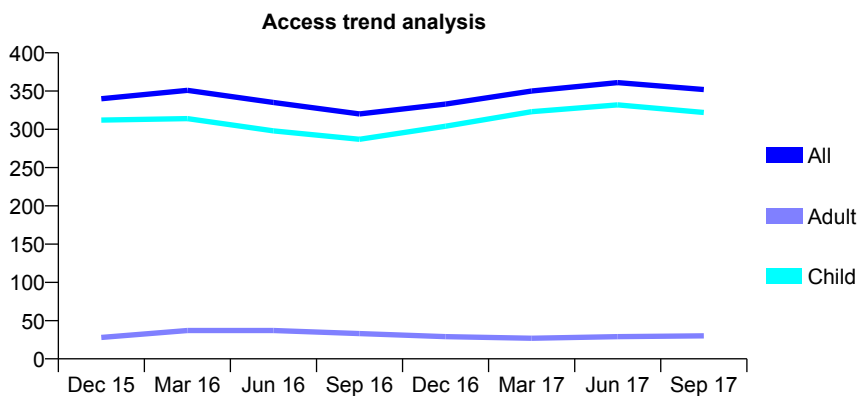
Q68 - Vital Signs At a Glance Contract Report for 644951/0001 - September 2017

Name or company name	MR NJ JULLIEN
Contract type name	GDS Contract
Purpose of contract	General
Contract start date	01/04/2006
Contract end date	

17/18 Contracted general activity (UDA)	550
Carry forward general activity (UDA)	0
17/18 Contracted orthodontic activity (UOA)	0
Carry forward orthodontic activity (UOA)	0
Baseline contract value	£12,363.49

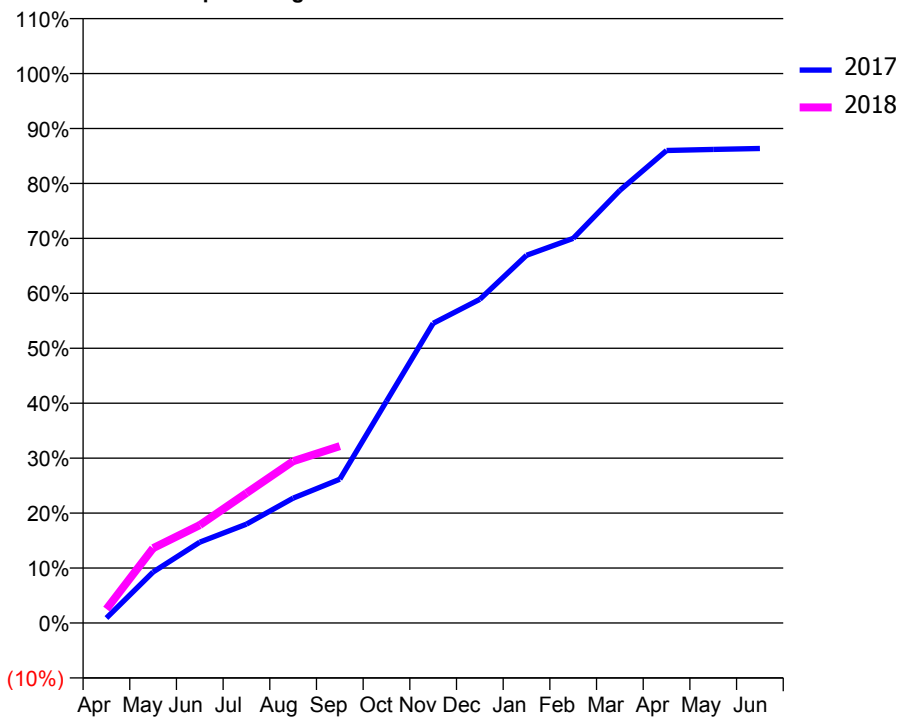
ACCESS*

Patients seen in 24 months	Total	Change since previous quarter
Quarter ending September 2016	320	
Quarter ending December 2016	333	↑
Quarter ending March 2017	350	↑
Quarter ending June 2017	361	↑
Quarter ending September 2017	352	↓
Variance since September 2016	10.0%	↑



ACTIVITY

Cumulative percentage of contracted UDA delivered 2017 & 2018



Month	Adjusted Scheduled Activity (UDA)	
	2017	2018
April	5	14
May	51	75
June	81	98
July	99	130
August	125	162
September	144	177
October	222	
November	300	
December	324	
January	368	
February	385	
March	433	
April	473	
May	474	
June	475	

QUALITY

	Quantity	Base Number	Contract	AT	Region	England
% of FP17s for the same patient ID Re-attending within 3 months - Children	3	181	1.7%	9.3%	11.4%	11.9%
% of FP17s for the same patient ID Re-attending within 3 months - Adults	0	0	N/A	15.0%	15.7%	15.9%
% of FP17s for the same patient ID Re-attending between 3 & 9 months - Children	90	181	49.7%	59.5%	60.6%	58.1%
% of FP17s for the same patient ID Re-attending between 3 & 9 months - Adults	0	0	N/A	51.2%	52.0%	50.6%
% of FP17s for Band 1 Urgent Courses	0	153	0.0%	9.6%	9.6%	9.1%
% of FP17s Relating to Free Repair or Replacements	0	153	0.0%	0.6%	0.7%	0.8%
% of FP17s Relating to Continuations	0	153	0.0%	0.9%	1.0%	1.1%
% of Patients satisfied with the dentistry they have received	0	0	N/A	90.4%	91.6%	91.4%
% of Patients satisfied with the time they had to wait for an appointment	0	0	N/A	87.3%	87.9%	87.7%

* This is based on patients treated on this contract for their most recent course of treatment. Figures in italics indicate the base number of FP17s or Patient Questionnaire responses are less than 100. N/A is shown where the base number of responses is less than 10 during the period. % is calculated as Quantity/Base number*100

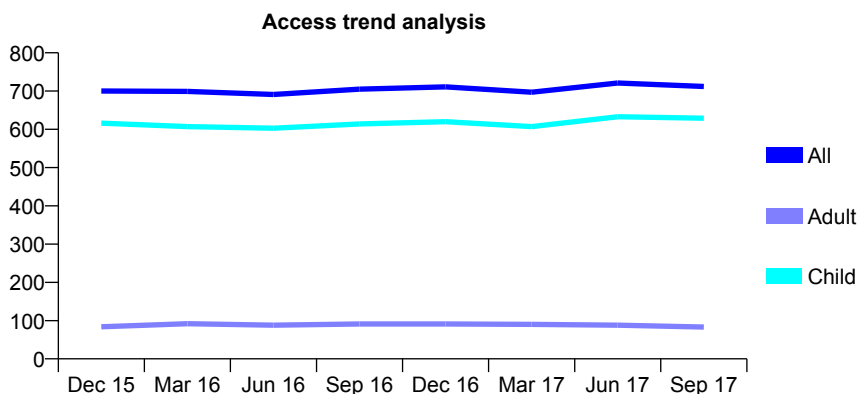
Q68 - Vital Signs At a Glance Contract Report for 649473/0001 - September 2017

Name or company name	MR AB DAVIDSON
Contract type name	GDS Contract
Purpose of contract	General
Contract start date	01/04/2006
Contract end date	

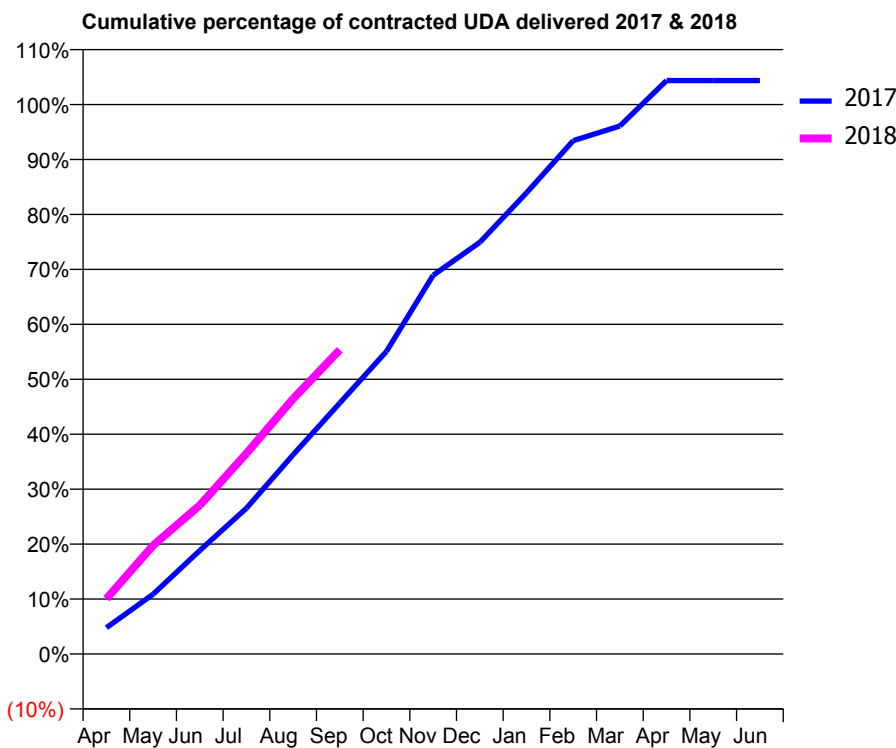
17/18 Contracted general activity (UDA)	1,200
Carry forward general activity (UDA)	-24
17/18 Contracted orthodontic activity (UOA)	0
Carry forward orthodontic activity (UOA)	0
Baseline contract value	£30,527.70

ACCESS*

Patients seen in 24 months	Total	Change since previous quarter
Quarter ending September 2016	705	
Quarter ending December 2016	711	→
Quarter ending March 2017	697	↓
Quarter ending June 2017	721	↑
Quarter ending September 2017	712	↓
Variance since September 2016	1.0%	→



ACTIVITY



Month	Adjusted Scheduled Activity (UDA)	
	2017	2018
April	57	121
May	131	237
June	226	325
July	318	438
August	435	558
September	548	664
October	661	
November	827	
December	899	
January	1,007	
February	1,121	
March	1,153	
April	1,252	
May	1,252	
June	1,252	

QUALITY

	Quantity	Base Number	Contract	AT	Region	England
% of FP17s for the same patient ID Re-attending within 3 months - Children	26	541	4.8%	9.3%	11.4%	11.9%
% of FP17s for the same patient ID Re-attending within 3 months - Adults	0	6	0.0%	15.0%	15.7%	15.9%
% of FP17s for the same patient ID Re-attending between 3 & 9 months - Children	340	541	62.8%	59.5%	60.6%	58.1%
% of FP17s for the same patient ID Re-attending between 3 & 9 months - Adults	2	6	33.3%	51.2%	52.0%	50.6%
% of FP17s for Band 1 Urgent Courses	17	473	3.6%	9.6%	9.6%	9.1%
% of FP17s Relating to Free Repair or Replacements	0	473	0.0%	0.6%	0.7%	0.8%
% of FP17s Relating to Continuations	0	473	0.0%	0.9%	1.0%	1.1%
% of Patients satisfied with the dentistry they have received	0	0	N/A	90.4%	91.6%	91.4%
% of Patients satisfied with the time they had to wait for an appointment	0	0	N/A	87.3%	87.9%	87.7%

* This is based on patients treated on this contract for their most recent course of treatment. Figures in italics indicate the base number of FP17s or Patient Questionnaire responses are less than 100. N/A is shown where the base number of responses is less than 10 during the period. % is calculated as Quantity/Base number*100

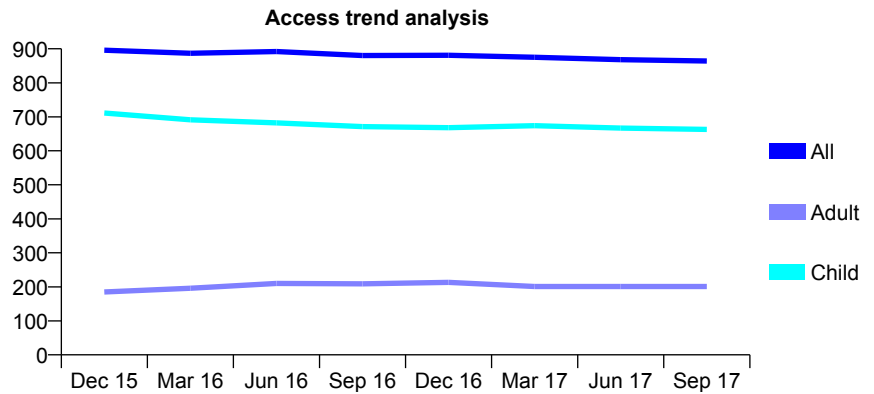
Q68 - Vital Signs At a Glance Contract Report for 649848/0001 - September 2017

Name or company name	MR MJ ANNALS
Contract type name	GDS Contract
Purpose of contract	General
Contract start date	01/04/2006
Contract end date	

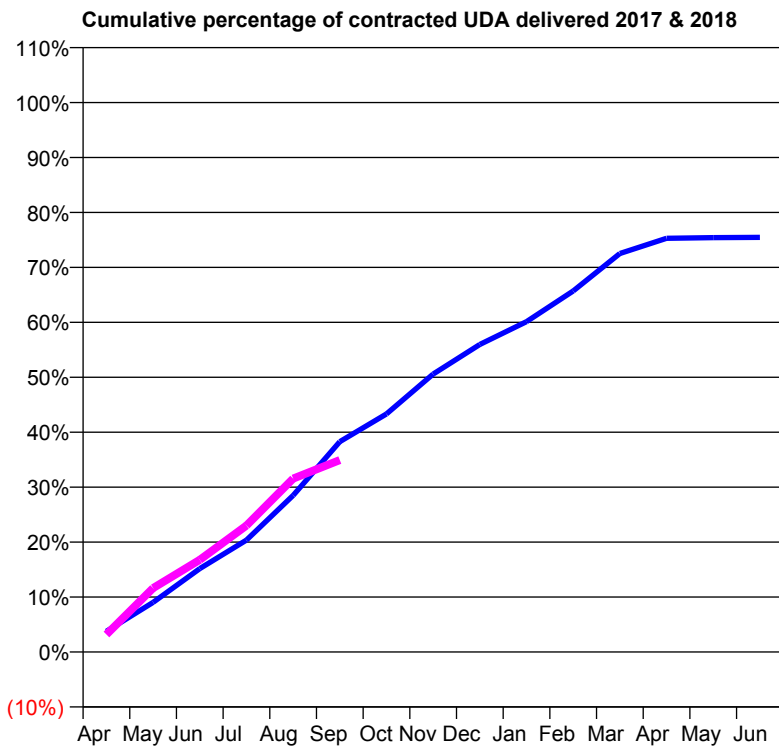
17/18 Contracted general activity (UDA)	2,100
Carry forward general activity (UDA)	0
17/18 Contracted orthodontic activity (UOA)	0
Carry forward orthodontic activity (UOA)	0
Baseline contract value	£51,495.56

ACCESS*

Patients seen in 24 months	Total	Change since previous quarter
Quarter ending September 2016	880	
Quarter ending December 2016	881	→
Quarter ending March 2017	875	→
Quarter ending June 2017	868	→
Quarter ending September 2017	864	→
Variance since September 2016	(1.8%)	↓



ACTIVITY



Month	Adjusted Scheduled Activity (UDA)	
	2017	2018
April	79	67
May	190	244
June	319	352
July	428	483
August	599	663
September	804	734
October	910	
November	1,062	
December	1,175	
January	1,263	
February	1,380	
March	1,523	
April	1,581	
May	1,584	
June	1,585	

QUALITY

	Quantity	Base Number	Contract	AT	Region	England
% of FP17s for the same patient ID Re-attending within 3 months - Children	26	523	5.0%	9.3%	11.4%	11.9%
% of FP17s for the same patient ID Re-attending within 3 months - Adults	3	76	3.9%	15.0%	15.7%	15.9%
% of FP17s for the same patient ID Re-attending between 3 & 9 months - Children	354	523	67.7%	59.5%	60.6%	58.1%
% of FP17s for the same patient ID Re-attending between 3 & 9 months - Adults	51	76	67.1%	51.2%	52.0%	50.6%
% of FP17s for Band 1 Urgent Courses	4	540	0.7%	9.6%	9.6%	9.1%
% of FP17s Relating to Free Repair or Replacements	0	540	0.0%	0.6%	0.7%	0.8%
% of FP17s Relating to Continuations	0	540	0.0%	0.9%	1.0%	1.1%
% of Patients satisfied with the dentistry they have received	1	1	N/A	90.4%	91.6%	91.4%
% of Patients satisfied with the time they had to wait for an appointment	1	1	N/A	87.3%	87.9%	87.7%

* This is based on patients treated on this contract for their most recent course of treatment. Figures in italics indicate the base number of FP17s or Patient Questionnaire responses are less than 100. N/A is shown where the base number of responses is less than 10 during the period. % is calculated as Quantity/Base number*100

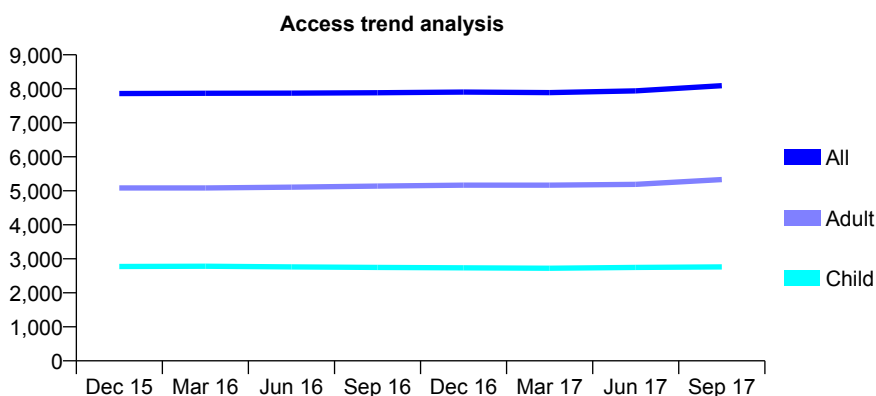
Q68 - Vital Signs At a Glance Contract Report for 653381/0001 - September 2017

Name or company name	MR SG QUELCH
Contract type name	GDS Contract
Purpose of contract	General
Contract start date	01/04/2006
Contract end date	

17/18 Contracted general activity (UDA)	17,527
Carry forward general activity (UDA)	473
17/18 Contracted orthodontic activity (UOA)	0
Carry forward orthodontic activity (UOA)	0
Baseline contract value	£549,364.20

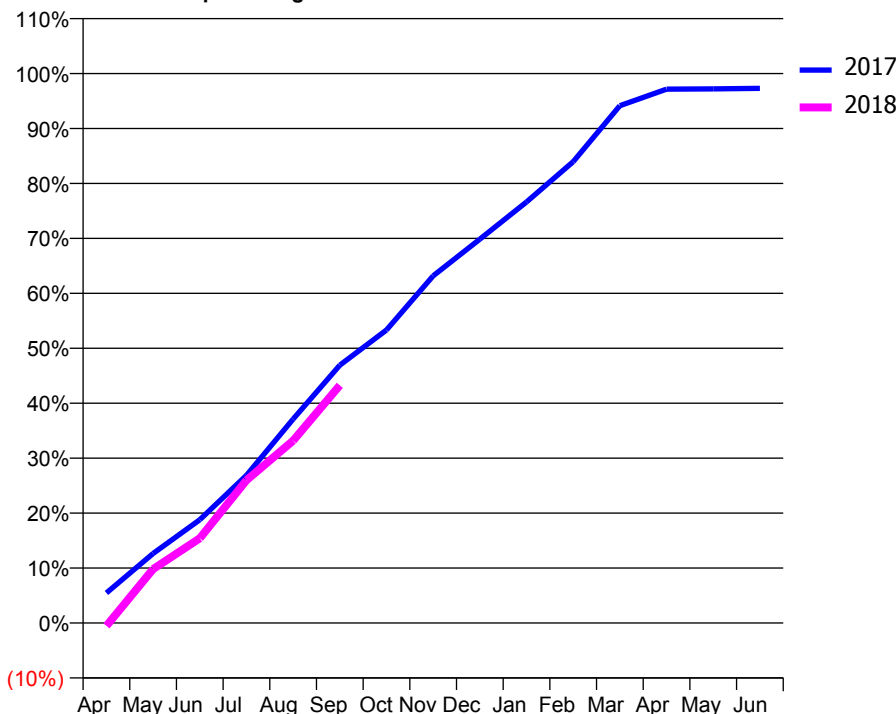
ACCESS*

Patients seen in 24 months	Total	Change since previous quarter
Quarter ending September 2016	7,886	
Quarter ending December 2016	7,904	→
Quarter ending March 2017	7,890	→
Quarter ending June 2017	7,938	→
Quarter ending September 2017	8,091	→
Variance since September 2016	2.6%	↑



ACTIVITY

Cumulative percentage of contracted UDA delivered 2017 & 2018



Month	Adjusted Scheduled Activity (UDA)	
	2017	2018
April	960	-95
May	2,217	1,719
June	3,296	2,701
July	4,710	4,555
August	6,505	5,817
September	8,222	7,580
October	9,348	
November	11,075	
December	12,242	
January	13,429	
February	14,715	
March	16,501	
April	17,028	
May	17,035	
June	17,054	

QUALITY

	Quantity	Base Number	Contract	AT	Region	England
% of FP17s for the same patient ID Re-attending within 3 months - Children	206	2,467	8.4%	9.3%	11.4%	11.9%
% of FP17s for the same patient ID Re-attending within 3 months - Adults	475	3,654	13.0%	15.0%	15.7%	15.9%
% of FP17s for the same patient ID Re-attending between 3 & 9 months - Children	1,710	2,467	69.3%	59.5%	60.6%	58.1%
% of FP17s for the same patient ID Re-attending between 3 & 9 months - Adults	1,881	3,654	51.5%	51.2%	52.0%	50.6%
% of FP17s for Band 1 Urgent Courses	380	5,317	7.1%	9.6%	9.6%	9.1%
% of FP17s Relating to Free Repair or Replacements	23	5,317	0.4%	0.6%	0.7%	0.8%
% of FP17s Relating to Continuations	15	5,317	0.3%	0.9%	1.0%	1.1%
% of Patients satisfied with the dentistry they have received	28	28	100.0%	90.4%	91.6%	91.4%
% of Patients satisfied with the time they had to wait for an appointment	23	28	82.1%	87.3%	87.9%	87.7%

* This is based on patients treated on this contract for their most recent course of treatment. Figures in italics indicate the base number of FP17s or Patient Questionnaire responses are less than 100. N/A is shown where the base number of responses is less than 10 during the period. % is calculated as Quantity/Base number*100

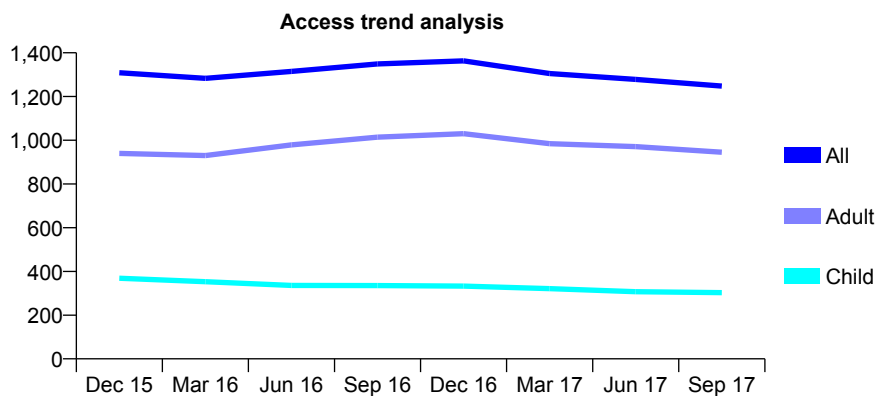
Q68 - Vital Signs At a Glance Contract Report for 657182/0001 - September 2017

Name or company name	Marine Parade Dental Practice
Contract type name	GDS Contract
Purpose of contract	General
Contract start date	01/04/2006
Contract end date	

17/18 Contracted general activity (UDA)	4,000
Carry forward general activity (UDA)	-72
17/18 Contracted orthodontic activity (UOA)	0
Carry forward orthodontic activity (UOA)	0
Baseline contract value	£114,809.52

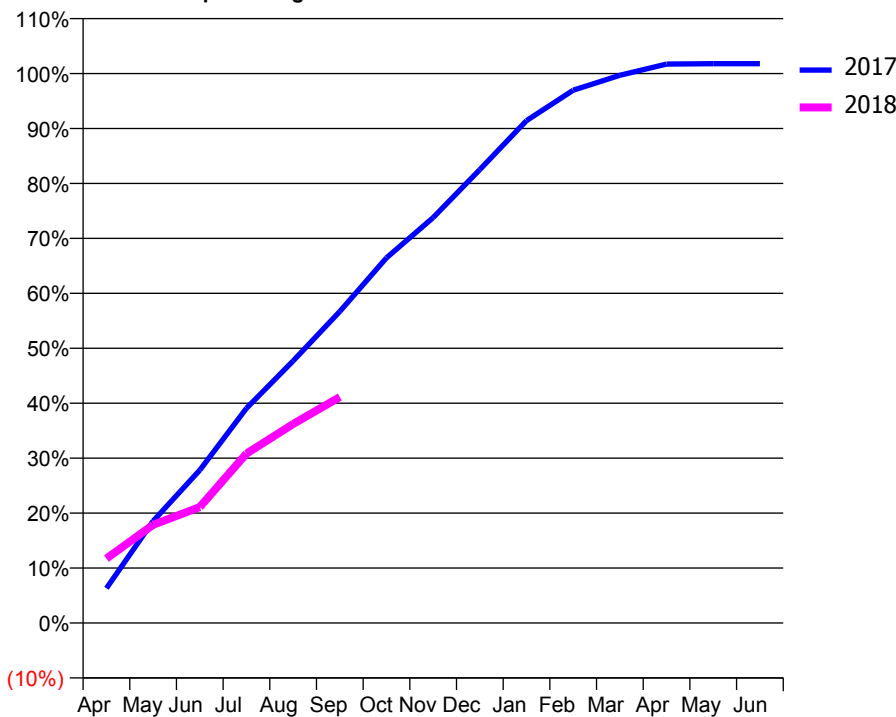
ACCESS*

Patients seen in 24 months	Total	Change since previous quarter
Quarter ending September 2016	1,349	
Quarter ending December 2016	1,363	→
Quarter ending March 2017	1,305	↓
Quarter ending June 2017	1,278	↓
Quarter ending September 2017	1,248	↓
Variance since September 2016	(7.5%)	↓



ACTIVITY

Cumulative percentage of contracted UDA delivered 2017 & 2018



Month	Adjusted Scheduled Activity (UDA)	
	2017	2018
April	252	469
May	742	715
June	1,112	844
July	1,563	1,233
August	1,908	1,449
September	2,268	1,645
October	2,658	
November	2,951	
December	3,300	
January	3,657	
February	3,879	
March	3,987	
April	4,069	
May	4,072	
June	4,072	

QUALITY

	Quantity	Base Number	Contract	AT	Region	England
% of FP17s for the same patient ID Re-attending within 3 months - Children	6	215	2.8%	9.3%	11.4%	11.9%
% of FP17s for the same patient ID Re-attending within 3 months - Adults	34	407	8.4%	15.0%	15.7%	15.9%
% of FP17s for the same patient ID Re-attending between 3 & 9 months - Children	149	215	69.3%	59.5%	60.6%	58.1%
% of FP17s for the same patient ID Re-attending between 3 & 9 months - Adults	183	407	45.0%	51.2%	52.0%	50.6%
% of FP17s for Band 1 Urgent Courses	48	582	8.2%	9.6%	9.6%	9.1%
% of FP17s Relating to Free Repair or Replacements	0	582	0.0%	0.6%	0.7%	0.8%
% of FP17s Relating to Continuations	7	582	1.2%	0.9%	1.0%	1.1%
% of Patients satisfied with the dentistry they have received	0	0	N/A	90.4%	91.6%	91.4%
% of Patients satisfied with the time they had to wait for an appointment	0	0	N/A	87.3%	87.9%	87.7%

* This is based on patients treated on this contract for their most recent course of treatment. Figures in italics indicate the base number of FP17s or Patient Questionnaire responses are less than 100. N/A is shown where the base number of responses is less than 10 during the period. % is calculated as Quantity/Base number*100

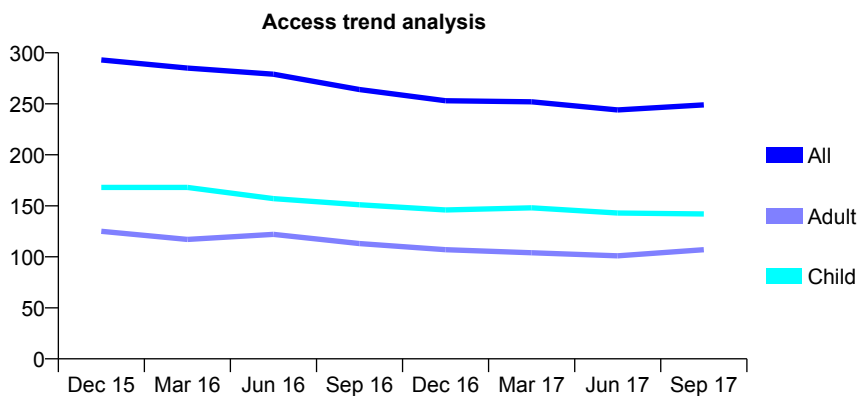
Q68 - Vital Signs At a Glance Contract Report for 657867/0002 - September 2017

Name or company name	MR L VAN ROOY
Contract type name	GDS Contract
Purpose of contract	General
Contract start date	01/07/2006
Contract end date	

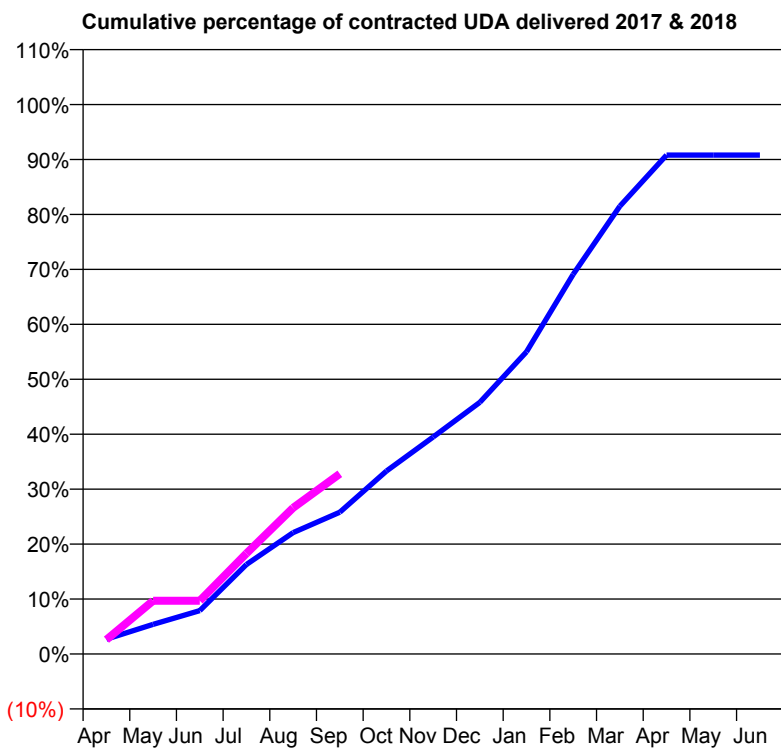
17/18 Contracted general activity (UDA)	1,000
Carry forward general activity (UDA)	0
17/18 Contracted orthodontic activity (UOA)	0
Carry forward orthodontic activity (UOA)	0
Baseline contract value	£29,048.84

ACCESS*

Patients seen in 24 months	Total	Change since previous quarter
Quarter ending September 2016	264	
Quarter ending December 2016	253	↓
Quarter ending March 2017	252	→
Quarter ending June 2017	244	↓
Quarter ending September 2017	249	↑
Variance since September 2016	(5.7%)	↓



ACTIVITY



Month	Adjusted Scheduled Activity (UDA)	
	2017	2018
April	27	26
May	54	97
June	79	97
July	163	183
August	221	266
September	258	328
October	333	
November	395	
December	458	
January	550	
February	691	
March	815	
April	908	
May	908	
June	908	

QUALITY

	Quantity	Base Number	Contract	AT	Region	England
% of FP17s for the same patient ID Re-attending within 3 months - Children	4	67	6.0%	9.3%	11.4%	11.9%
% of FP17s for the same patient ID Re-attending within 3 months - Adults	10	46	21.7%	15.0%	15.7%	15.9%
% of FP17s for the same patient ID Re-attending between 3 & 9 months - Children	30	67	44.8%	59.5%	60.6%	58.1%
% of FP17s for the same patient ID Re-attending between 3 & 9 months - Adults	14	46	30.4%	51.2%	52.0%	50.6%
% of FP17s for Band 1 Urgent Courses	0	96	0.0%	9.6%	9.6%	9.1%
% of FP17s Relating to Free Repair or Replacements	0	96	0.0%	0.6%	0.7%	0.8%
% of FP17s Relating to Continuations	0	96	0.0%	0.9%	1.0%	1.1%
% of Patients satisfied with the dentistry they have received	1	1	N/A	90.4%	91.6%	91.4%
% of Patients satisfied with the time they had to wait for an appointment	1	1	N/A	87.3%	87.9%	87.7%

* This is based on patients treated on this contract for their most recent course of treatment. Figures in italics indicate the base number of FP17s or Patient Questionnaire responses are less than 100. N/A is shown where the base number of responses is less than 10 during the period. % is calculated as Quantity/Base number*100

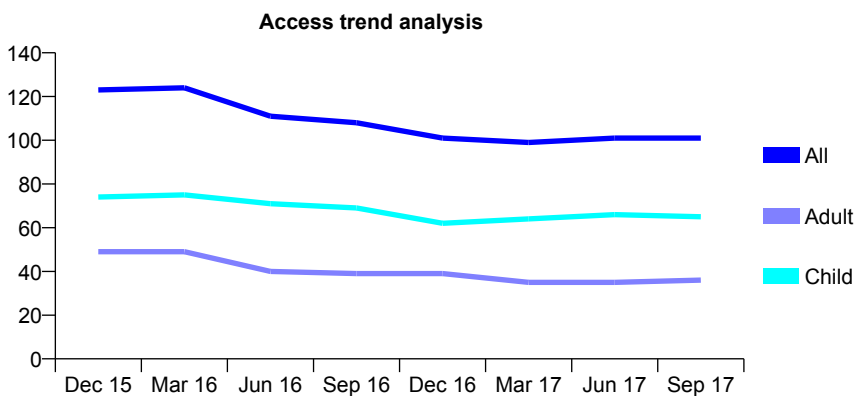
Q68 - Vital Signs At a Glance Contract Report for 661015/0001 - September 2017

Name or company name	MR S MAGNANI
Contract type name	GDS Contract
Purpose of contract	General
Contract start date	01/04/2007
Contract end date	

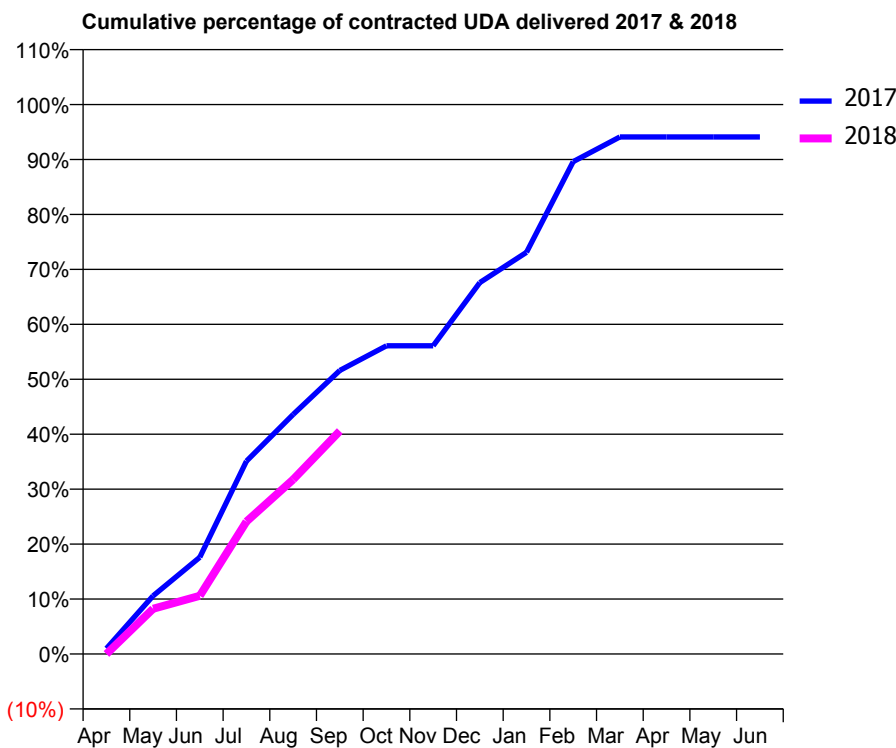
17/18 Contracted general activity (UDA)	170
Carry forward general activity (UDA)	0
17/18 Contracted orthodontic activity (UOA)	0
Carry forward orthodontic activity (UOA)	0
Baseline contract value	£4,682.81

ACCESS*

Patients seen in 24 months	Total	Change since previous quarter
Quarter ending September 2016	108	
Quarter ending December 2016	101	↓
Quarter ending March 2017	99	↓
Quarter ending June 2017	101	↑
Quarter ending September 2017	101	→
Variance since September 2016	(6.5%)	↓



ACTIVITY



Month	Adjusted Scheduled Activity (UDA)	
	2017	2018
April	2	0
May	21	14
June	35	18
July	70	41
August	87	54
September	103	69
October	112	
November	112	
December	135	
January	146	
February	179	
March	188	
April	188	
May	188	
June	188	

QUALITY

	Quantity	Base Number	Contract	AT	Region	England
% of FP17s for the same patient ID Re-attending within 3 months - Children	0	40	0.0%	9.3%	11.4%	11.9%
% of FP17s for the same patient ID Re-attending within 3 months - Adults	0	17	0.0%	15.0%	15.7%	15.9%
% of FP17s for the same patient ID Re-attending between 3 & 9 months - Children	19	40	47.5%	59.5%	60.6%	58.1%
% of FP17s for the same patient ID Re-attending between 3 & 9 months - Adults	7	17	41.2%	51.2%	52.0%	50.6%
% of FP17s for Band 1 Urgent Courses	0	57	0.0%	9.6%	9.6%	9.1%
% of FP17s Relating to Free Repair or Replacements	0	57	0.0%	0.6%	0.7%	0.8%
% of FP17s Relating to Continuations	0	57	0.0%	0.9%	1.0%	1.1%
% of Patients satisfied with the dentistry they have received	0	0	N/A	90.4%	91.6%	91.4%
% of Patients satisfied with the time they had to wait for an appointment	0	0	N/A	87.3%	87.9%	87.7%

* This is based on patients treated on this contract for their most recent course of treatment. Figures in italics indicate the base number of FP17s or Patient Questionnaire responses are less than 100. N/A is shown where the base number of responses is less than 10 during the period. % is calculated as Quantity/Base number*100

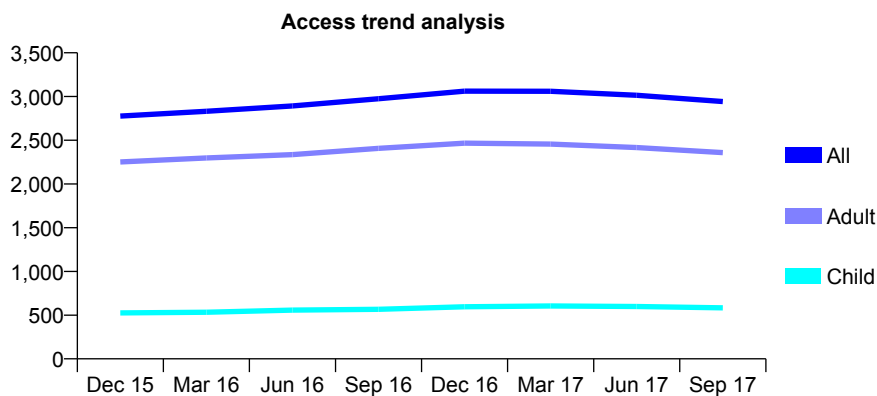
Q68 - Vital Signs At a Glance Contract Report for 673285/0001 - September 2017

Name or company name	MR S POULADI
Contract type name	GDS Contract
Purpose of contract	General
Contract start date	01/04/2006
Contract end date	

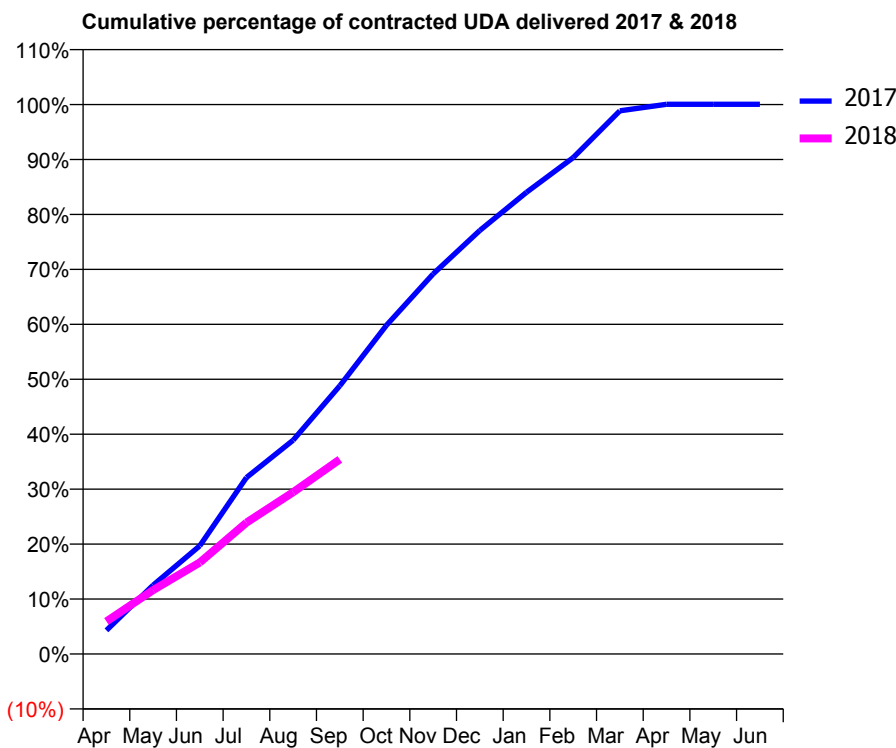
17/18 Contracted general activity (UDA)	10,380
Carry forward general activity (UDA)	-5
17/18 Contracted orthodontic activity (UOA)	0
Carry forward orthodontic activity (UOA)	0
Baseline contract value	£262,778.73

ACCESS*

Patients seen in 24 months	Total	Change since previous quarter
Quarter ending September 2016	2,974	
Quarter ending December 2016	3,062	↑
Quarter ending March 2017	3,060	→
Quarter ending June 2017	3,015	↓
Quarter ending September 2017	2,942	↓
Variance since September 2016	(1.1%)	↓



ACTIVITY



Month	Adjusted Scheduled Activity (UDA)	
	2017	2018
April	448	615
May	1,300	1,208
June	2,044	1,730
July	3,334	2,482
August	4,039	3,056
September	5,068	3,677
October	6,210	
November	7,180	
December	8,001	
January	8,721	
February	9,377	
March	10,262	
April	10,383	
May	10,384	
June	10,384	

QUALITY

	Quantity	Base Number	Contract	AT	Region	England
% of FP17s for the same patient ID Re-attending within 3 months - Children	25	350	7.1%	9.3%	11.4%	11.9%
% of FP17s for the same patient ID Re-attending within 3 months - Adults	270	1,561	17.3%	15.0%	15.7%	15.9%
% of FP17s for the same patient ID Re-attending between 3 & 9 months - Children	208	350	59.4%	59.5%	60.6%	58.1%
% of FP17s for the same patient ID Re-attending between 3 & 9 months - Adults	1,002	1,561	64.2%	51.2%	52.0%	50.6%
% of FP17s for Band 1 Urgent Courses	124	1,819	6.8%	9.6%	9.6%	9.1%
% of FP17s Relating to Free Repair or Replacements	39	1,819	2.1%	0.6%	0.7%	0.8%
% of FP17s Relating to Continuations	46	1,819	2.5%	0.9%	1.0%	1.1%
% of Patients satisfied with the dentistry they have received	5	6	N/A	90.4%	91.6%	91.4%
% of Patients satisfied with the time they had to wait for an appointment	6	6	N/A	87.3%	87.9%	87.7%

* This is based on patients treated on this contract for their most recent course of treatment. Figures in italics indicate the base number of FP17s or Patient Questionnaire responses are less than 100. N/A is shown where the base number of responses is less than 10 during the period. % is calculated as Quantity/Base number*100

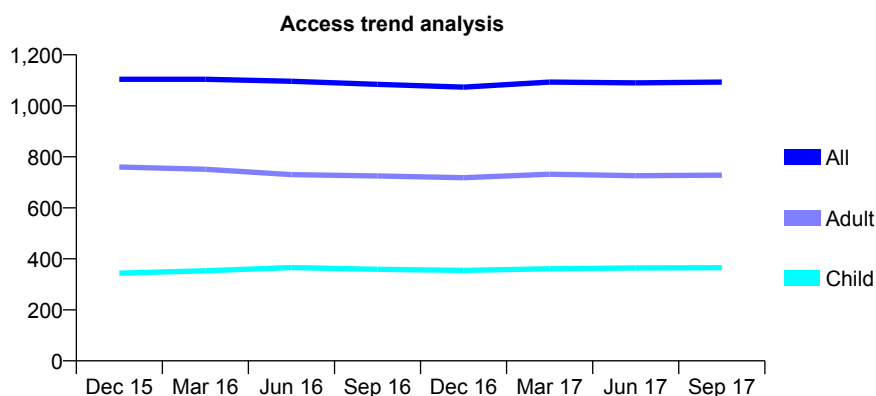
Q68 - Vital Signs At a Glance Contract Report for 673323/0001 - September 2017

Name or company name	MR F RAFATNIA
Contract type name	GDS Contract
Purpose of contract	General
Contract start date	01/03/2014
Contract end date	

17/18 Contracted general activity (UDA)	3,771
Carry forward general activity (UDA)	0
17/18 Contracted orthodontic activity (UOA)	0
Carry forward orthodontic activity (UOA)	0
Baseline contract value	£82,905.53

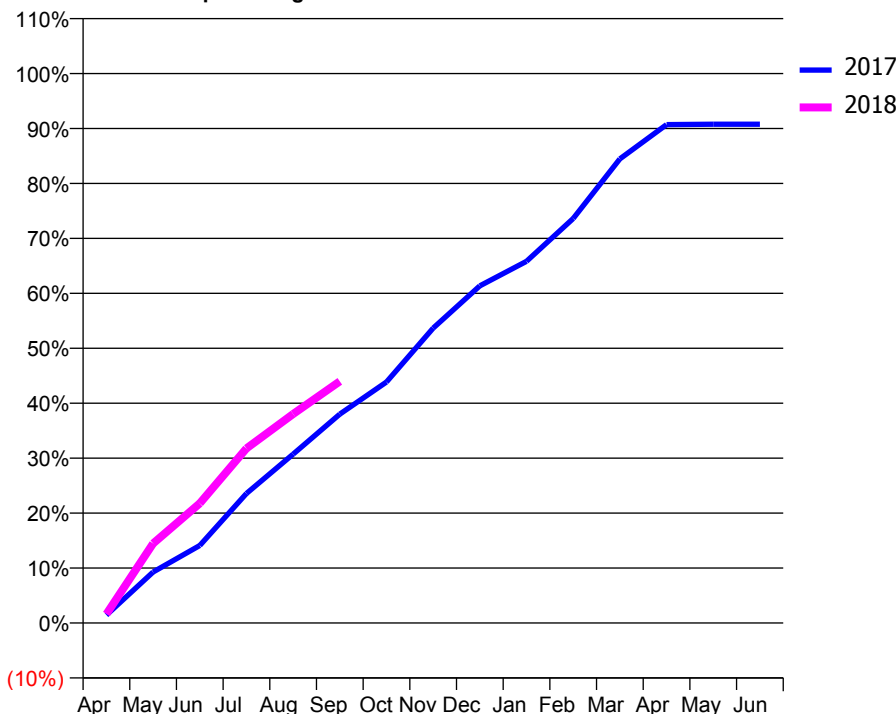
ACCESS*

Patients seen in 24 months	Total	Change since previous quarter
Quarter ending September 2016	1,084	
Quarter ending December 2016	1,073	↓
Quarter ending March 2017	1,093	→
Quarter ending June 2017	1,090	→
Quarter ending September 2017	1,093	→
Variance since September 2016	0.8%	→



ACTIVITY

Cumulative percentage of contracted UDA delivered 2017 & 2018



Adjusted Scheduled Activity (UDA)

Month	2017	2018
April	54	62
May	350	546
June	532	822
July	889	1,198
August	1,159	1,435
September	1,434	1,659
October	1,654	
November	2,024	
December	2,314	
January	2,482	
February	2,776	
March	3,185	
April	3,420	
May	3,423	
June	3,423	

QUALITY

	Quantity	Base Number	Contract	AT	Region	England
% of FP17s for the same patient ID Re-attending within 3 months - Children	24	292	8.2%	9.3%	11.4%	11.9%
% of FP17s for the same patient ID Re-attending within 3 months - Adults	88	565	15.6%	15.0%	15.7%	15.9%
% of FP17s for the same patient ID Re-attending between 3 & 9 months - Children	164	292	56.2%	59.5%	60.6%	58.1%
% of FP17s for the same patient ID Re-attending between 3 & 9 months - Adults	320	565	56.6%	51.2%	52.0%	50.6%
% of FP17s for Band 1 Urgent Courses	63	754	8.4%	9.6%	9.6%	9.1%
% of FP17s Relating to Free Repair or Replacements	0	754	0.0%	0.6%	0.7%	0.8%
% of FP17s Relating to Continuations	2	754	0.3%	0.9%	1.0%	1.1%
% of Patients satisfied with the dentistry they have received	2	2	N/A	90.4%	91.6%	91.4%
% of Patients satisfied with the time they had to wait for an appointment	2	2	N/A	87.3%	87.9%	87.7%

* This is based on patients treated on this contract for their most recent course of treatment. Figures in italics indicate the base number of FP17s or Patient Questionnaire responses are less than 100. N/A is shown where the base number of responses is less than 10 during the period. % is calculated as Quantity/Base number*100

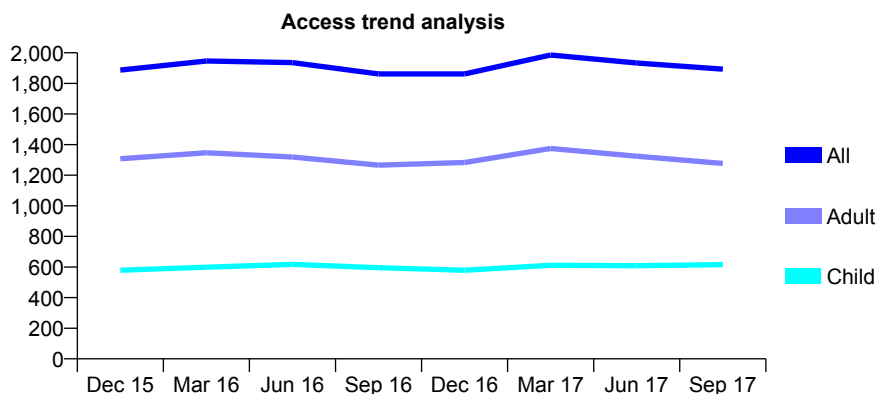
Q68 - Vital Signs At a Glance Contract Report for 673978/0001 - September 2017

Name or company name	MR F SHARIFZAD
Contract type name	GDS Contract
Purpose of contract	General
Contract start date	01/04/2006
Contract end date	

17/18 Contracted general activity (UDA)	5,409
Carry forward general activity (UDA)	0
17/18 Contracted orthodontic activity (UOA)	0
Carry forward orthodontic activity (UOA)	0
Baseline contract value	£135,360.62

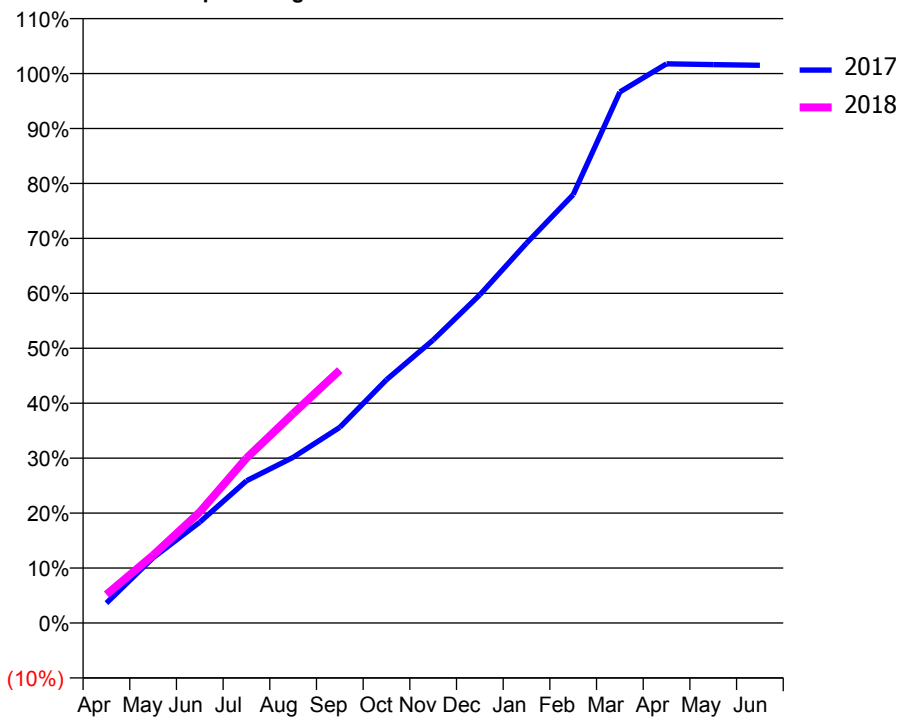
ACCESS*

Patients seen in 24 months	Total	Change since previous quarter
Quarter ending September 2016	1,862	
Quarter ending December 2016	1,862	→
Quarter ending March 2017	1,986	↑
Quarter ending June 2017	1,933	↓
Quarter ending September 2017	1,893	↓
Variance since September 2016	1.7%	→



ACTIVITY

Cumulative percentage of contracted UDA delivered 2017 & 2018



Month	Adjusted Scheduled Activity (UDA)	
	2017	2018
April	196	281
May	642	667
June	993	1,092
July	1,400	1,623
August	1,631	2,062
September	1,926	2,489
October	2,395	
November	2,786	
December	3,231	
January	3,739	
February	4,217	
March	5,228	
April	5,505	
May	5,496	
June	5,490	

QUALITY

	Quantity	Base Number	Contract	AT	Region	England
% of FP17s for the same patient ID Re-attending within 3 months - Children	53	461	11.5%	9.3%	11.4%	11.9%
% of FP17s for the same patient ID Re-attending within 3 months - Adults	173	808	21.4%	15.0%	15.7%	15.9%
% of FP17s for the same patient ID Re-attending between 3 & 9 months - Children	292	461	63.3%	59.5%	60.6%	58.1%
% of FP17s for the same patient ID Re-attending between 3 & 9 months - Adults	408	808	50.5%	51.2%	52.0%	50.6%
% of FP17s for Band 1 Urgent Courses	195	1,184	16.5%	9.6%	9.6%	9.1%
% of FP17s Relating to Free Repair or Replacements	0	1,184	0.0%	0.6%	0.7%	0.8%
% of FP17s Relating to Continuations	5	1,184	0.4%	0.9%	1.0%	1.1%
% of Patients satisfied with the dentistry they have received	2	4	N/A	90.4%	91.6%	91.4%
% of Patients satisfied with the time they had to wait for an appointment	2	4	N/A	87.3%	87.9%	87.7%

* This is based on patients treated on this contract for their most recent course of treatment. Figures in italics indicate the base number of FP17s or Patient Questionnaire responses are less than 100. N/A is shown where the base number of responses is less than 10 during the period. % is calculated as Quantity/Base number*100

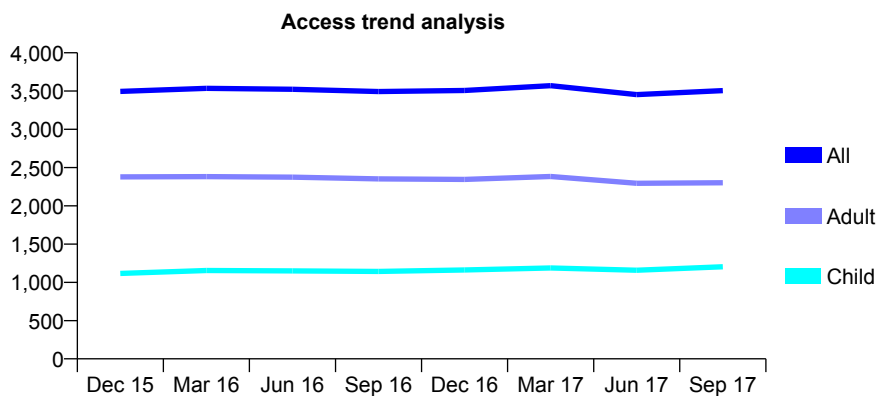
Q68 - Vital Signs At a Glance Contract Report for 674885/0001 - September 2017

Name or company name	MR HR DARAFSHIAN
Contract type name	GDS Contract
Purpose of contract	General
Contract start date	01/04/2006
Contract end date	

17/18 Contracted general activity (UDA)	11,085
Carry forward general activity (UDA)	-222
17/18 Contracted orthodontic activity (UOA)	0
Carry forward orthodontic activity (UOA)	0
Baseline contract value	£304,352.83

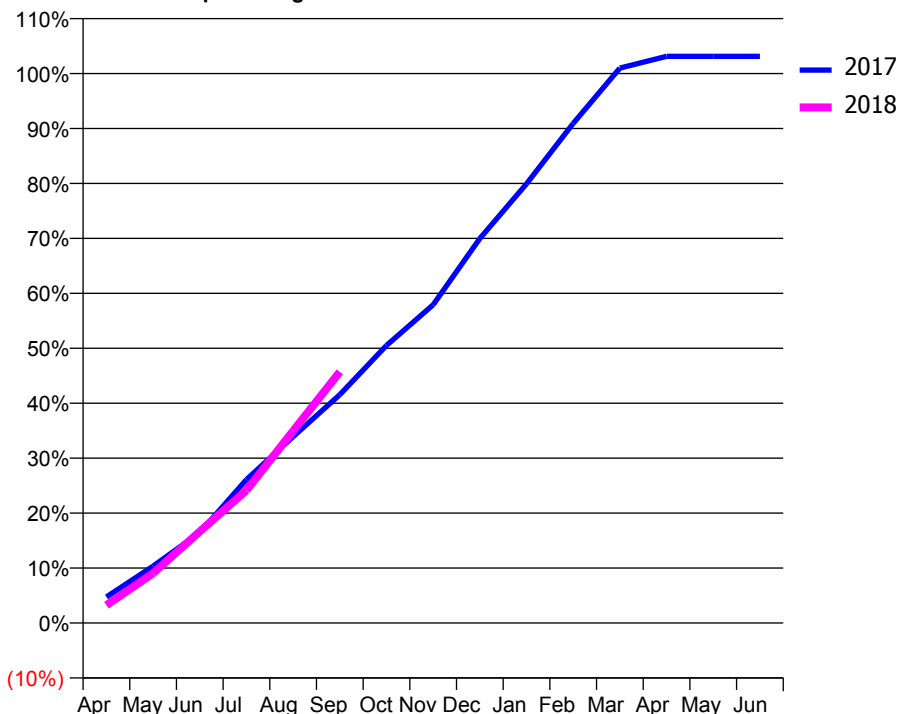
ACCESS*

Patients seen in 24 months	Total	Change since previous quarter
Quarter ending September 2016	3,494	
Quarter ending December 2016	3,507	→
Quarter ending March 2017	3,571	→
Quarter ending June 2017	3,453	↓
Quarter ending September 2017	3,506	→
Variance since September 2016	0.3%	→



ACTIVITY

Cumulative percentage of contracted UDA delivered 2017 & 2018



Month	Adjusted Scheduled Activity (UDA)	
	2017	2018
April	525	360
May	1,147	1,004
June	1,826	1,847
July	2,893	2,679
August	3,759	3,876
September	4,607	5,066
October	5,598	
November	6,420	
December	7,756	
January	8,858	
February	10,079	
March	11,194	
April	11,431	
May	11,432	
June	11,432	

QUALITY

	Quantity	Base Number	Contract	AT	Region	England
% of FP17s for the same patient ID Re-attending within 3 months - Children	89	1,029	8.6%	9.3%	11.4%	11.9%
% of FP17s for the same patient ID Re-attending within 3 months - Adults	287	1,534	18.7%	15.0%	15.7%	15.9%
% of FP17s for the same patient ID Re-attending between 3 & 9 months - Children	649	1,029	63.1%	59.5%	60.6%	58.1%
% of FP17s for the same patient ID Re-attending between 3 & 9 months - Adults	860	1,534	56.1%	51.2%	52.0%	50.6%
% of FP17s for Band 1 Urgent Courses	389	2,455	15.8%	9.6%	9.6%	9.1%
% of FP17s Relating to Free Repair or Replacements	11	2,455	0.4%	0.6%	0.7%	0.8%
% of FP17s Relating to Continuations	6	2,455	0.2%	0.9%	1.0%	1.1%
% of Patients satisfied with the dentistry they have received	2	2	N/A	90.4%	91.6%	91.4%
% of Patients satisfied with the time they had to wait for an appointment	2	2	N/A	87.3%	87.9%	87.7%

* This is based on patients treated on this contract for their most recent course of treatment. Figures in italics indicate the base number of FP17s or Patient Questionnaire responses are less than 100. N/A is shown where the base number of responses is less than 10 during the period. % is calculated as Quantity/Base number*100

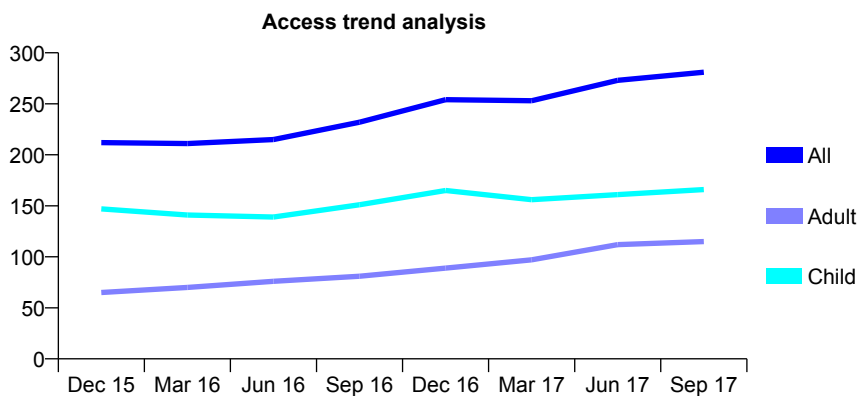
Q68 - Vital Signs At a Glance Contract Report for 674885/0002 - September 2017

Name or company name	MR HR DARAFSHIAN
Contract type name	GDS Contract
Purpose of contract	General
Contract start date	01/04/2010
Contract end date	

17/18 Contracted general activity (UDA)	1,000
Carry forward general activity (UDA)	0
17/18 Contracted orthodontic activity (UOA)	0
Carry forward orthodontic activity (UOA)	0
Baseline contract value	£27,456.27

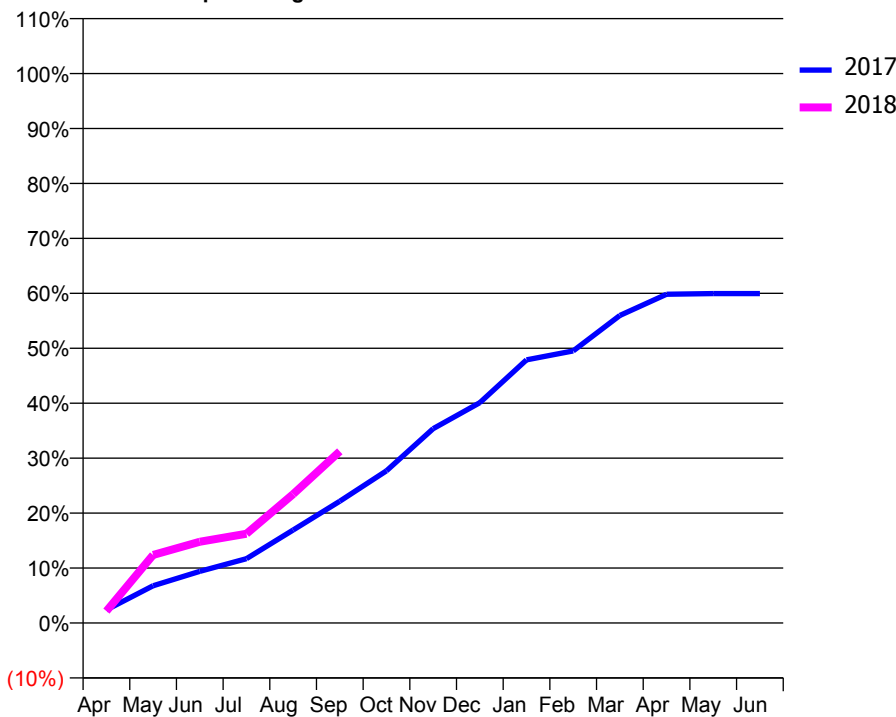
ACCESS*

Patients seen in 24 months	Total	Change since previous quarter
Quarter ending September 2016	232	
Quarter ending December 2016	254	↑
Quarter ending March 2017	253	→
Quarter ending June 2017	273	↑
Quarter ending September 2017	281	↑
Variance since September 2016	21.1%	↑



ACTIVITY

Cumulative percentage of contracted UDA delivered 2017 & 2018



Month	Adjusted Scheduled Activity (UDA)	
	2017	2018
April	24	22
May	68	124
June	94	148
July	117	162
August	169	235
September	222	312
October	277	
November	354	
December	401	
January	479	
February	495	
March	560	
April	598	
May	599	
June	599	

QUALITY

	Quantity	Base Number	Contract	AT	Region	England
% of FP17s for the same patient ID Re-attending within 3 months - Children	9	122	7.4%	9.3%	11.4%	11.9%
% of FP17s for the same patient ID Re-attending within 3 months - Adults	8	87	9.2%	15.0%	15.7%	15.9%
% of FP17s for the same patient ID Re-attending between 3 & 9 months - Children	58	122	47.5%	59.5%	60.6%	58.1%
% of FP17s for the same patient ID Re-attending between 3 & 9 months - Adults	25	87	28.7%	51.2%	52.0%	50.6%
% of FP17s for Band 1 Urgent Courses	32	181	17.7%	9.6%	9.6%	9.1%
% of FP17s Relating to Free Repair or Replacements	0	181	0.0%	0.6%	0.7%	0.8%
% of FP17s Relating to Continuations	0	181	0.0%	0.9%	1.0%	1.1%
% of Patients satisfied with the dentistry they have received	0	0	N/A	90.4%	91.6%	91.4%
% of Patients satisfied with the time they had to wait for an appointment	0	0	N/A	87.3%	87.9%	87.7%

* This is based on patients treated on this contract for their most recent course of treatment. Figures in italics indicate the base number of FP17s or Patient Questionnaire responses are less than 100. N/A is shown where the base number of responses is less than 10 during the period. % is calculated as Quantity/Base number*100

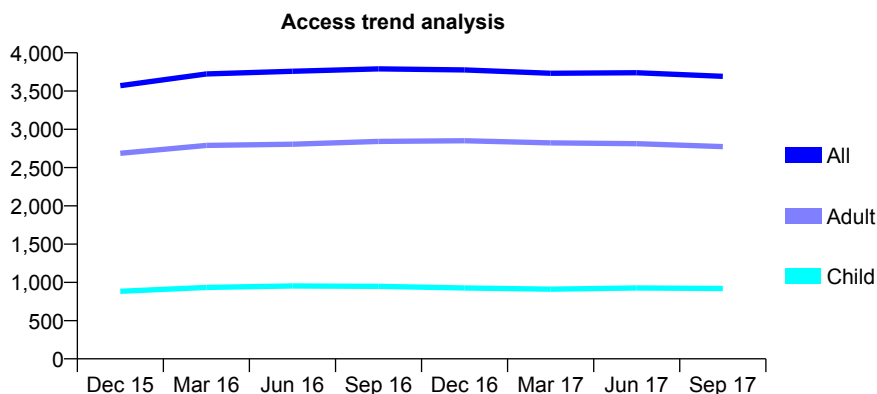
Q68 - Vital Signs At a Glance Contract Report for 677302/0001 - September 2017

Name or company name	MR M POURANI
Contract type name	GDS Contract
Purpose of contract	General
Contract start date	01/04/2006
Contract end date	

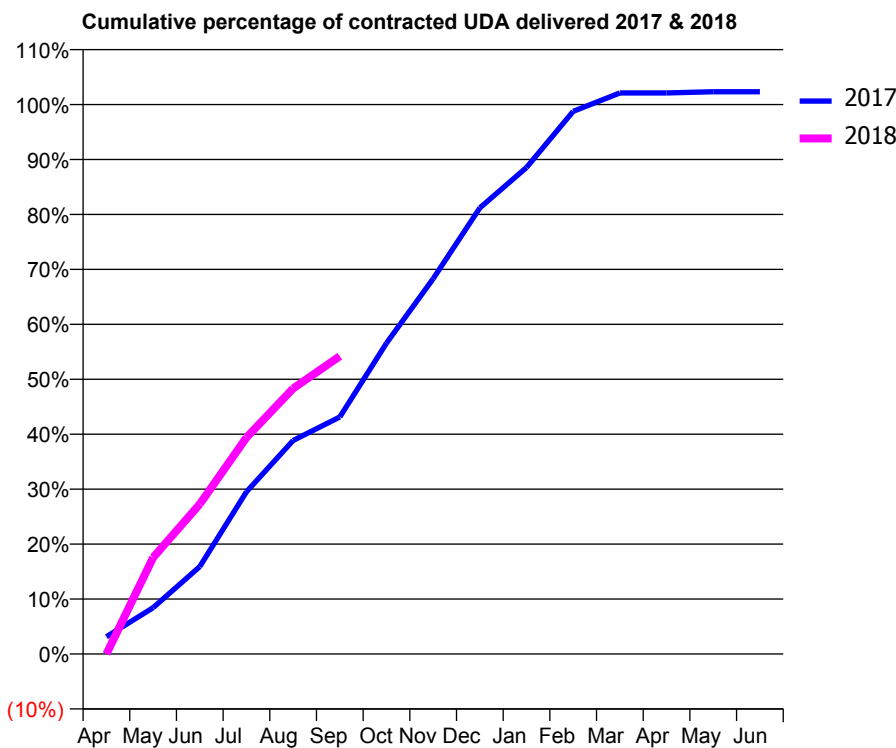
17/18 Contracted general activity (UDA)	14,100
Carry forward general activity (UDA)	0
17/18 Contracted orthodontic activity (UOA)	0
Carry forward orthodontic activity (UOA)	0
Baseline contract value	£457,335.22

ACCESS*

Patients seen in 24 months	Total	Change since previous quarter
Quarter ending September 2016	3,790	
Quarter ending December 2016	3,776	→
Quarter ending March 2017	3,733	↓
Quarter ending June 2017	3,740	→
Quarter ending September 2017	3,693	↓
Variance since September 2016	(2.6%)	↓



ACTIVITY



Month	Adjusted Scheduled Activity (UDA)	
	2017	2018
April	445	0
May	1,188	2,474
June	2,242	3,847
July	4,163	5,553
August	5,479	6,815
September	6,081	7,641
October	7,977	
November	9,631	
December	11,446	
January	12,484	
February	13,924	
March	14,396	
April	14,396	
May	14,426	
June	14,427	

QUALITY

	Quantity	Base Number	Contract	AT	Region	England
% of FP17s for the same patient ID Re-attending within 3 months - Children	16	538	3.0%	9.3%	11.4%	11.9%
% of FP17s for the same patient ID Re-attending within 3 months - Adults	155	1,689	9.2%	15.0%	15.7%	15.9%
% of FP17s for the same patient ID Re-attending between 3 & 9 months - Children	289	538	53.7%	59.5%	60.6%	58.1%
% of FP17s for the same patient ID Re-attending between 3 & 9 months - Adults	1,099	1,689	65.1%	51.2%	52.0%	50.6%
% of FP17s for Band 1 Urgent Courses	29	2,176	1.3%	9.6%	9.6%	9.1%
% of FP17s Relating to Free Repair or Replacements	15	2,176	0.7%	0.6%	0.7%	0.8%
% of FP17s Relating to Continuations	11	2,176	0.5%	0.9%	1.0%	1.1%
% of Patients satisfied with the dentistry they have received	8	11	72.7%	90.4%	91.6%	91.4%
% of Patients satisfied with the time they had to wait for an appointment	9	11	81.8%	87.3%	87.9%	87.7%

* This is based on patients treated on this contract for their most recent course of treatment. Figures in italics indicate the base number of FP17s or Patient Questionnaire responses are less than 100. N/A is shown where the base number of responses is less than 10 during the period. % is calculated as Quantity/Base number*100

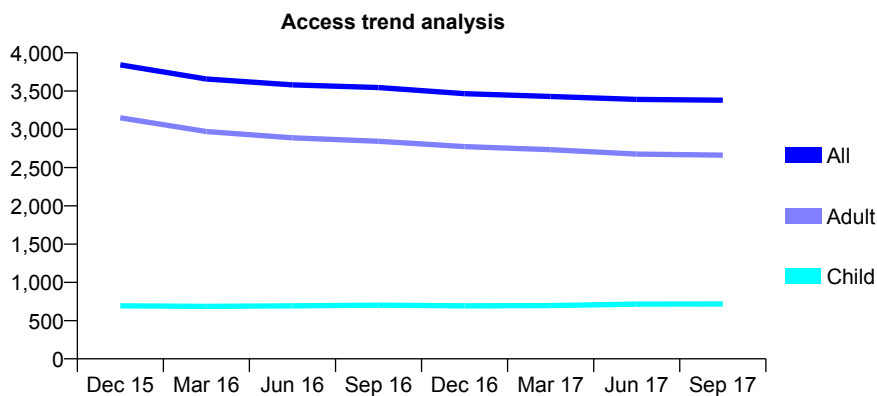
Q68 - Vital Signs At a Glance Contract Report for 680885/0002 - September 2017

Name or company name	MR A JAFARI
Contract type name	GDS Contract
Purpose of contract	General
Contract start date	01/07/2010
Contract end date	

17/18 Contracted general activity (UDA)	9,714
Carry forward general activity (UDA)	0
17/18 Contracted orthodontic activity (UOA)	0
Carry forward orthodontic activity (UOA)	0
Baseline contract value	£261,006.33

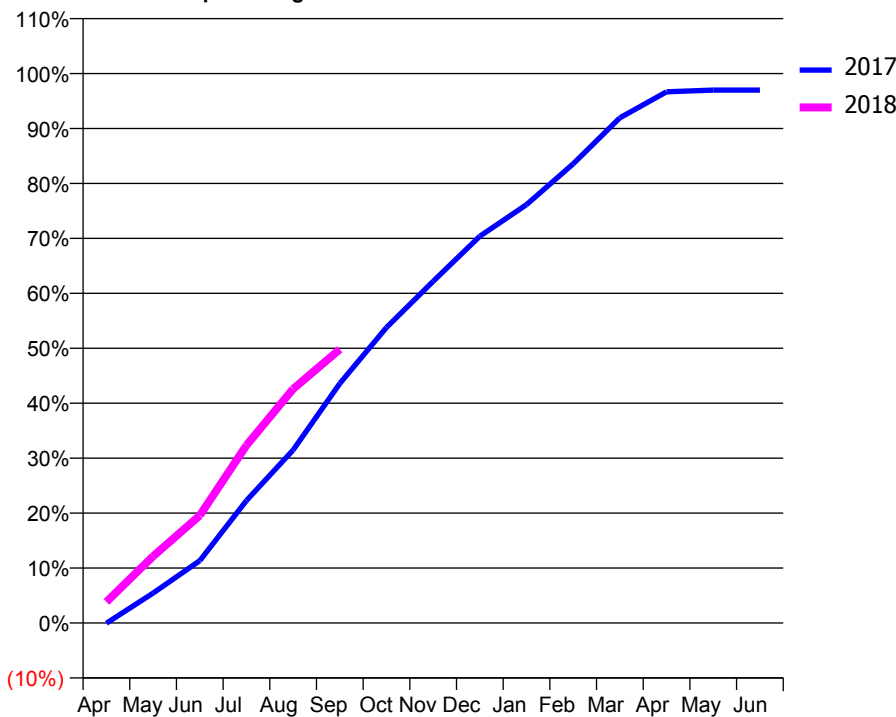
ACCESS*

Patients seen in 24 months	Total	Change since previous quarter
Quarter ending September 2016	3,546	
Quarter ending December 2016	3,465	↓
Quarter ending March 2017	3,429	↓
Quarter ending June 2017	3,391	↓
Quarter ending September 2017	3,380	→
Variance since September 2016	(4.7%)	↓



ACTIVITY

Cumulative percentage of contracted UDA delivered 2017 & 2018



Month	Adjusted Scheduled Activity (UDA)	
	2017	2018
April	-5	374
May	529	1,180
June	1,103	1,902
July	2,165	3,142
August	3,058	4,139
September	4,236	4,838
October	5,225	
November	6,041	
December	6,837	
January	7,396	
February	8,118	
March	8,931	
April	9,391	
May	9,421	
June	9,421	

QUALITY

	Quantity	Base Number	Contract	AT	Region	England
% of FP17s for the same patient ID Re-attending within 3 months - Children	30	514	5.8%	9.3%	11.4%	11.9%
% of FP17s for the same patient ID Re-attending within 3 months - Adults	269	1,538	17.5%	15.0%	15.7%	15.9%
% of FP17s for the same patient ID Re-attending between 3 & 9 months - Children	230	514	44.7%	59.5%	60.6%	58.1%
% of FP17s for the same patient ID Re-attending between 3 & 9 months - Adults	564	1,538	36.7%	51.2%	52.0%	50.6%
% of FP17s for Band 1 Urgent Courses	209	1,846	11.3%	9.6%	9.6%	9.1%
% of FP17s Relating to Free Repair or Replacements	7	1,846	0.4%	0.6%	0.7%	0.8%
% of FP17s Relating to Continuations	43	1,846	2.3%	0.9%	1.0%	1.1%
% of Patients satisfied with the dentistry they have received	6	7	N/A	90.4%	91.6%	91.4%
% of Patients satisfied with the time they had to wait for an appointment	6	7	N/A	87.3%	87.9%	87.7%

* This is based on patients treated on this contract for their most recent course of treatment. Figures in italics indicate the base number of FP17s or Patient Questionnaire responses are less than 100. N/A is shown where the base number of responses is less than 10 during the period. % is calculated as Quantity/Base number*100

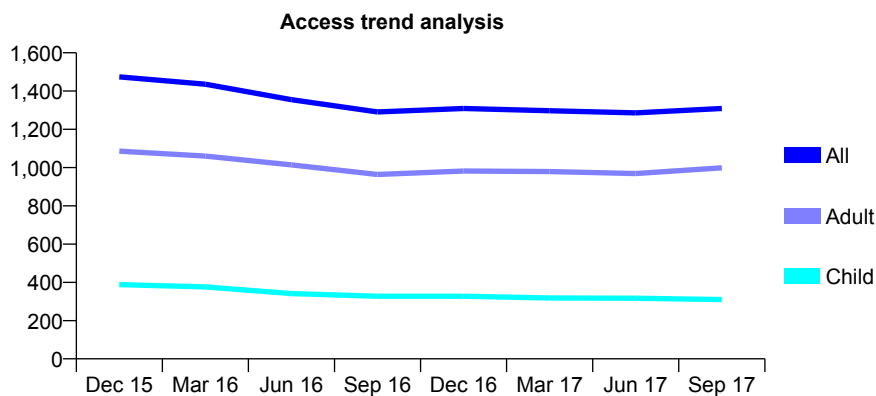
Q68 - Vital Signs At a Glance Contract Report for 680885/0003 - September 2017

Name or company name	MR A JAFARI
Contract type name	GDS Contract
Purpose of contract	General
Contract start date	01/02/2013
Contract end date	

17/18 Contracted general activity (UDA)	5,000
Carry forward general activity (UDA)	0
17/18 Contracted orthodontic activity (UOA)	0
Carry forward orthodontic activity (UOA)	0
Baseline contract value	£130,925.33

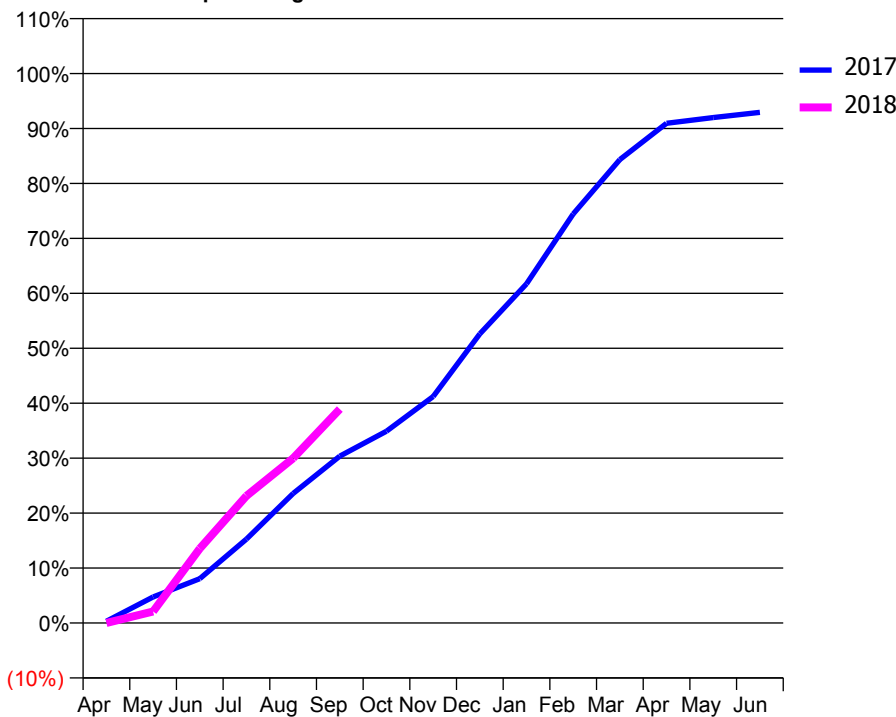
ACCESS*

Patients seen in 24 months	Total	Change since previous quarter
Quarter ending September 2016	1,291	
Quarter ending December 2016	1,309	→
Quarter ending March 2017	1,297	→
Quarter ending June 2017	1,286	→
Quarter ending September 2017	1,309	→
Variance since September 2016	1.4%	→



ACTIVITY

Cumulative percentage of contracted UDA delivered 2017 & 2018



Month	Adjusted Scheduled Activity (UDA)	
	2017	2018
April	17	0
May	237	105
June	404	678
July	763	1,157
August	1,178	1,499
September	1,519	1,947
October	1,746	
November	2,061	
December	2,631	
January	3,086	
February	3,722	
March	4,216	
April	4,547	
May	4,599	
June	4,646	

QUALITY

	Quantity	Base Number	Contract	AT	Region	England
% of FP17s for the same patient ID Re-attending within 3 months - Children	14	193	7.3%	9.3%	11.4%	11.9%
% of FP17s for the same patient ID Re-attending within 3 months - Adults	156	660	23.6%	15.0%	15.7%	15.9%
% of FP17s for the same patient ID Re-attending between 3 & 9 months - Children	69	193	35.8%	59.5%	60.6%	58.1%
% of FP17s for the same patient ID Re-attending between 3 & 9 months - Adults	196	660	29.7%	51.2%	52.0%	50.6%
% of FP17s for Band 1 Urgent Courses	165	767	21.5%	9.6%	9.6%	9.1%
% of FP17s Relating to Free Repair or Replacements	7	767	0.9%	0.6%	0.7%	0.8%
% of FP17s Relating to Continuations	14	767	1.8%	0.9%	1.0%	1.1%
% of Patients satisfied with the dentistry they have received	2	2	N/A	90.4%	91.6%	91.4%
% of Patients satisfied with the time they had to wait for an appointment	2	2	N/A	87.3%	87.9%	87.7%

* This is based on patients treated on this contract for their most recent course of treatment. Figures in italics indicate the base number of FP17s or Patient Questionnaire responses are less than 100. N/A is shown where the base number of responses is less than 10 during the period. % is calculated as Quantity/Base number*100

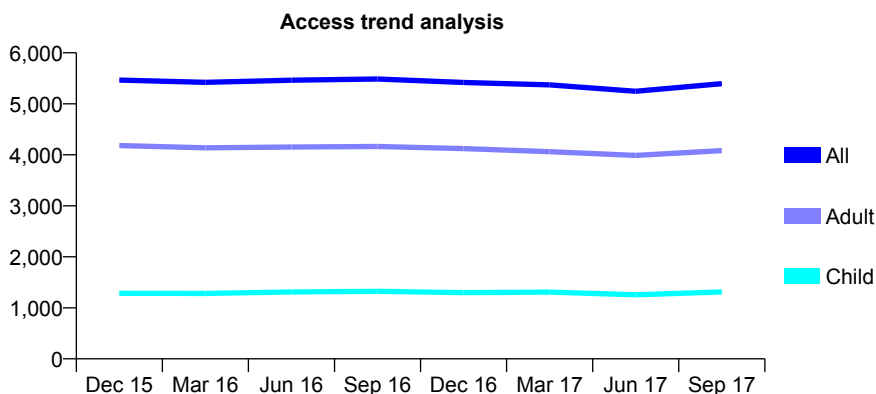
Q68 - Vital Signs At a Glance Contract Report for 680923/0001 - September 2017

Name or company name	MR K AMIRAZODY
Contract type name	GDS Contract
Purpose of contract	General
Contract start date	01/04/2006
Contract end date	

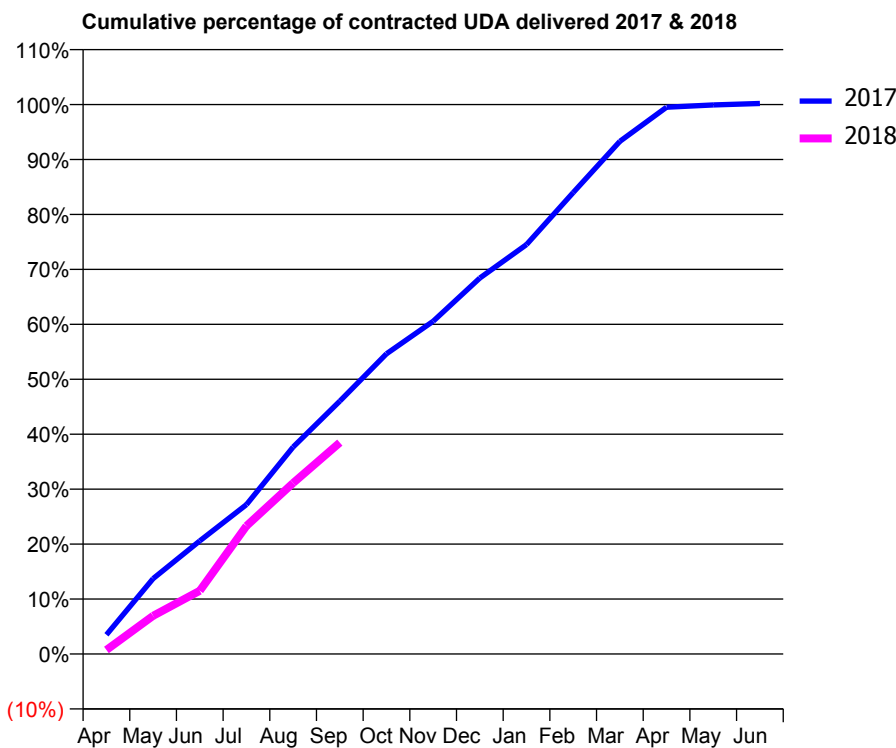
17/18 Contracted general activity (UDA)	15,830
Carry forward general activity (UDA)	-29
17/18 Contracted orthodontic activity (UOA)	0
Carry forward orthodontic activity (UOA)	0
Baseline contract value	£446,604.23

ACCESS*

Patients seen in 24 months	Total	Change since previous quarter
Quarter ending September 2016	5,486	
Quarter ending December 2016	5,419	↓
Quarter ending March 2017	5,371	→
Quarter ending June 2017	5,245	↓
Quarter ending September 2017	5,395	↑
Variance since September 2016	(1.7%)	↓



ACTIVITY



Month	Adjusted Scheduled Activity (UDA)	
	2017	2018
April	555	119
May	2,171	1,102
June	3,258	1,822
July	4,304	3,689
August	5,963	4,926
September	7,286	6,092
October	8,648	
November	9,585	
December	10,830	
January	11,796	
February	13,295	
March	14,767	
April	15,753	
May	15,817	
June	15,858	

QUALITY

	Quantity	Base Number	Contract	AT	Region	England
% of FP17s for the same patient ID Re-attending within 3 months - Children	27	763	3.5%	9.3%	11.4%	11.9%
% of FP17s for the same patient ID Re-attending within 3 months - Adults	252	2,389	10.5%	15.0%	15.7%	15.9%
% of FP17s for the same patient ID Re-attending between 3 & 9 months - Children	342	763	44.8%	59.5%	60.6%	58.1%
% of FP17s for the same patient ID Re-attending between 3 & 9 months - Adults	1,275	2,389	53.4%	51.2%	52.0%	50.6%
% of FP17s for Band 1 Urgent Courses	31	2,775	1.1%	9.6%	9.6%	9.1%
% of FP17s Relating to Free Repair or Replacements	19	2,775	0.7%	0.6%	0.7%	0.8%
% of FP17s Relating to Continuations	13	2,775	0.5%	0.9%	1.0%	1.1%
% of Patients satisfied with the dentistry they have received	8	8	N/A	90.4%	91.6%	91.4%
% of Patients satisfied with the time they had to wait for an appointment	8	8	N/A	87.3%	87.9%	87.7%

* This is based on patients treated on this contract for their most recent course of treatment. Figures in italics indicate the base number of FP17s or Patient Questionnaire responses are less than 100. N/A is shown where the base number of responses is less than 10 during the period. % is calculated as Quantity/Base number*100

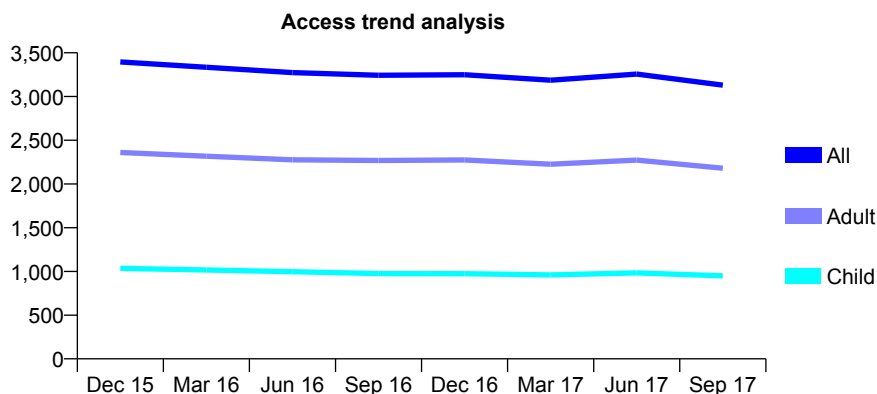
Q68 - Vital Signs At a Glance Contract Report for 681881/0001 - September 2017

Name or company name	MR S YOURDASHAHYAN
Contract type name	GDS Contract
Purpose of contract	General
Contract start date	01/04/2006
Contract end date	

17/18 Contracted general activity (UDA)	8,170
Carry forward general activity (UDA)	-107
17/18 Contracted orthodontic activity (UOA)	0
Carry forward orthodontic activity (UOA)	0
Baseline contract value	£252,755.82

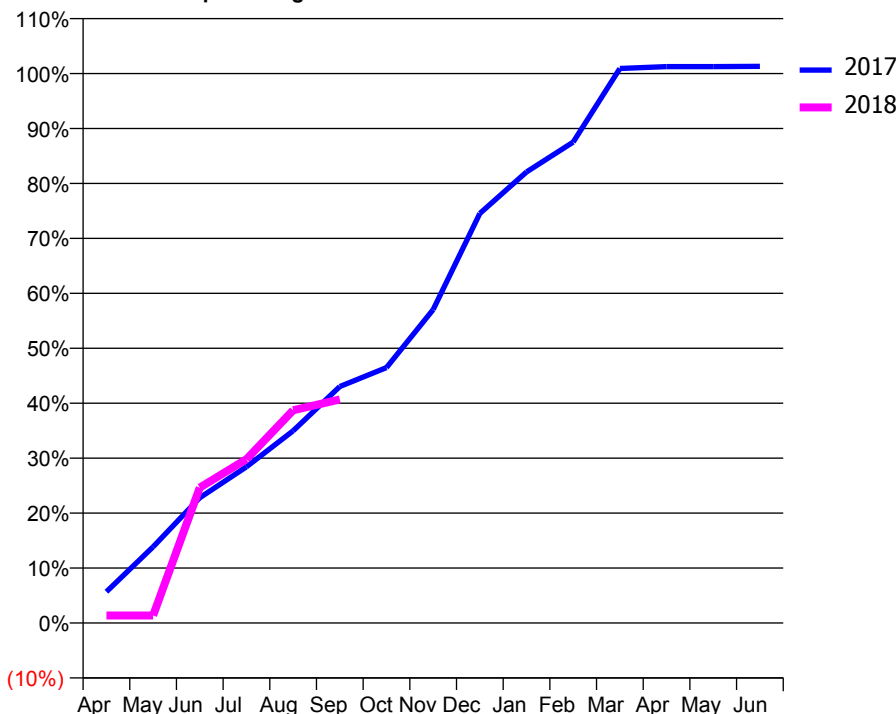
ACCESS*

Patients seen in 24 months	Total	Change since previous quarter
Quarter ending September 2016	3,243	
Quarter ending December 2016	3,249	→
Quarter ending March 2017	3,186	↓
Quarter ending June 2017	3,256	↑
Quarter ending September 2017	3,130	↓
Variance since September 2016	(3.5%)	↓



ACTIVITY

Cumulative percentage of contracted UDA delivered 2017 & 2018



Adjusted Scheduled Activity (UDA)

Month	2017	2018
April	464	113
May	1,133	113
June	1,863	2,013
July	2,323	2,436
August	2,859	3,163
September	3,516	3,325
October	3,798	
November	4,660	
December	6,090	
January	6,707	
February	7,151	
March	8,245	
April	8,273	
May	8,273	
June	8,276	

QUALITY

	Quantity	Base Number	Contract	AT	Region	England
% of FP17s for the same patient ID Re-attending within 3 months - Children	26	557	4.7%	9.3%	11.4%	11.9%
% of FP17s for the same patient ID Re-attending within 3 months - Adults	96	965	9.9%	15.0%	15.7%	15.9%
% of FP17s for the same patient ID Re-attending between 3 & 9 months - Children	301	557	54.0%	59.5%	60.6%	58.1%
% of FP17s for the same patient ID Re-attending between 3 & 9 months - Adults	385	965	39.9%	51.2%	52.0%	50.6%
% of FP17s for Band 1 Urgent Courses	128	1,481	8.6%	9.6%	9.6%	9.1%
% of FP17s Relating to Free Repair or Replacements	0	1,481	0.0%	0.6%	0.7%	0.8%
% of FP17s Relating to Continuations	2	1,481	0.1%	0.9%	1.0%	1.1%
% of Patients satisfied with the dentistry they have received	4	4	N/A	90.4%	91.6%	91.4%
% of Patients satisfied with the time they had to wait for an appointment	3	4	N/A	87.3%	87.9%	87.7%

* This is based on patients treated on this contract for their most recent course of treatment. Figures in italics indicate the base number of FP17s or Patient Questionnaire responses are less than 100. N/A is shown where the base number of responses is less than 10 during the period. % is calculated as Quantity/Base number*100

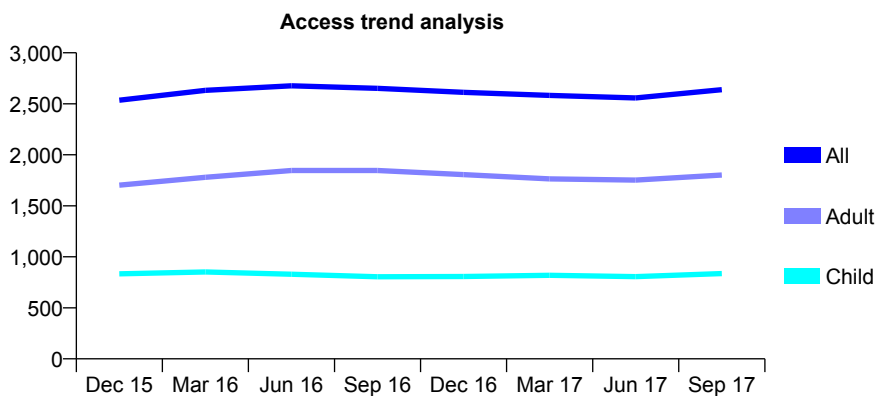
Q68 - Vital Signs At a Glance Contract Report for 683736/0001 - September 2017

Name or company name	MRS A RAHIM
Contract type name	GDS Contract
Purpose of contract	General
Contract start date	01/03/2008
Contract end date	

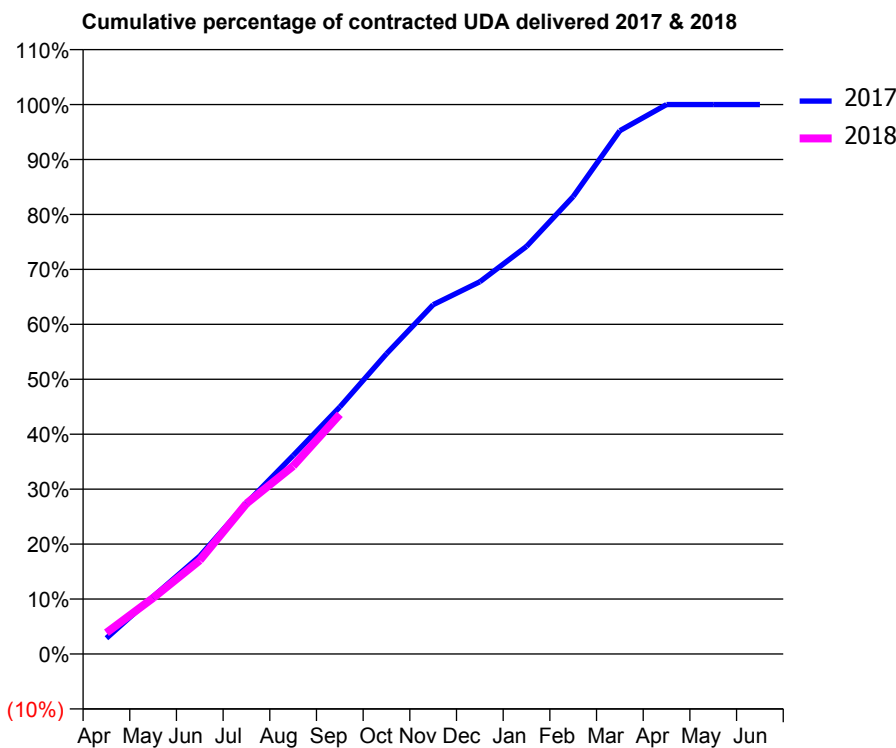
17/18 Contracted general activity (UDA)	6,800
Carry forward general activity (UDA)	0
17/18 Contracted orthodontic activity (UOA)	0
Carry forward orthodontic activity (UOA)	0
Baseline contract value	£165,961.24

ACCESS*

Patients seen in 24 months	Total	Change since previous quarter
Quarter ending September 2016	2,651	
Quarter ending December 2016	2,613	↓
Quarter ending March 2017	2,583	↓
Quarter ending June 2017	2,558	→
Quarter ending September 2017	2,638	↑
Variance since September 2016	(0.5%)	→



ACTIVITY



Month	Adjusted Scheduled Activity (UDA)	
	2017	2018
April	196	264
May	711	694
June	1,212	1,159
July	1,868	1,862
August	2,456	2,325
September	3,056	2,967
October	3,715	
November	4,323	
December	4,606	
January	5,044	
February	5,661	
March	6,475	
April	6,799	
May	6,799	
June	6,799	

QUALITY

	Quantity	Base Number	Contract	AT	Region	England
% of FP17s for the same patient ID Re-attending within 3 months - Children	26	575	4.5%	9.3%	11.4%	11.9%
% of FP17s for the same patient ID Re-attending within 3 months - Adults	152	1,093	13.9%	15.0%	15.7%	15.9%
% of FP17s for the same patient ID Re-attending between 3 & 9 months - Children	321	575	55.8%	59.5%	60.6%	58.1%
% of FP17s for the same patient ID Re-attending between 3 & 9 months - Adults	507	1,093	46.4%	51.2%	52.0%	50.6%
% of FP17s for Band 1 Urgent Courses	145	1,518	9.6%	9.6%	9.6%	9.1%
% of FP17s Relating to Free Repair or Replacements	3	1,518	0.2%	0.6%	0.7%	0.8%
% of FP17s Relating to Continuations	6	1,518	0.4%	0.9%	1.0%	1.1%
% of Patients satisfied with the dentistry they have received	2	2	N/A	90.4%	91.6%	91.4%
% of Patients satisfied with the time they had to wait for an appointment	2	2	N/A	87.3%	87.9%	87.7%

* This is based on patients treated on this contract for their most recent course of treatment. Figures in italics indicate the base number of FP17s or Patient Questionnaire responses are less than 100. N/A is shown where the base number of responses is less than 10 during the period. % is calculated as Quantity/Base number*100

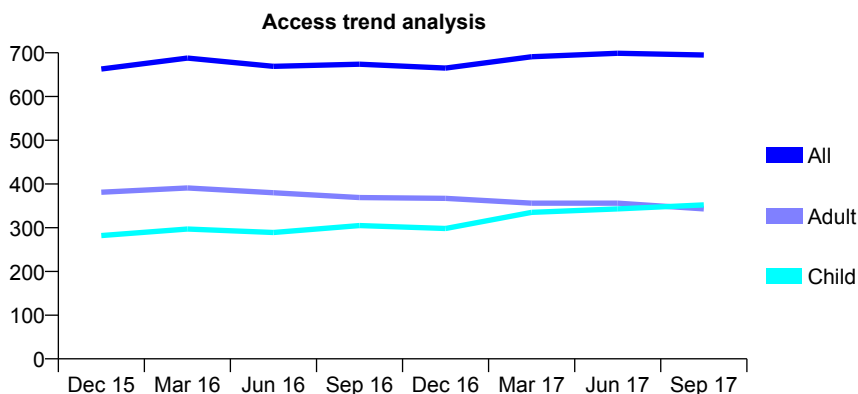
Q68 - Vital Signs At a Glance Contract Report for 684112/0001 - September 2017

Name or company name	MR TS SOOSAIPILLAI
Contract type name	GDS Contract
Purpose of contract	General
Contract start date	01/04/2006
Contract end date	

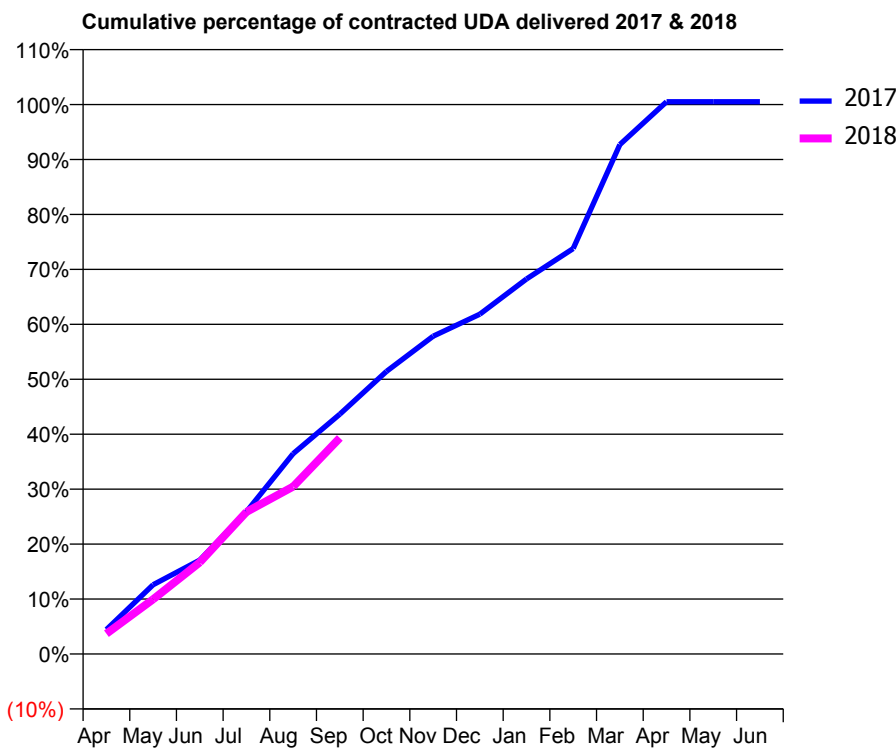
17/18 Contracted general activity (UDA)	1,978
Carry forward general activity (UDA)	-10
17/18 Contracted orthodontic activity (UOA)	0
Carry forward orthodontic activity (UOA)	0
Baseline contract value	£46,587.44

ACCESS*

Patients seen in 24 months	Total	Change since previous quarter
Quarter ending September 2016	674	
Quarter ending December 2016	665	↓
Quarter ending March 2017	691	↑
Quarter ending June 2017	699	→
Quarter ending September 2017	695	→
Variance since September 2016	3.1%	↑



ACTIVITY



Adjusted Scheduled Activity (UDA)		
Month	2017	2018
April	88	73
May	249	197
June	338	330
July	512	511
August	721	603
September	863	778
October	1,017	
November	1,144	
December	1,223	
January	1,350	
February	1,459	
March	1,834	
April	1,988	
May	1,988	
June	1,988	

QUALITY

	Quantity	Base Number	Contract	AT	Region	England
% of FP17s for the same patient ID Re-attending within 3 months - Children	48	303	15.8%	9.3%	11.4%	11.9%
% of FP17s for the same patient ID Re-attending within 3 months - Adults	21	216	9.7%	15.0%	15.7%	15.9%
% of FP17s for the same patient ID Re-attending between 3 & 9 months - Children	193	303	63.7%	59.5%	60.6%	58.1%
% of FP17s for the same patient ID Re-attending between 3 & 9 months - Adults	141	216	65.3%	51.2%	52.0%	50.6%
% of FP17s for Band 1 Urgent Courses	3	463	0.6%	9.6%	9.6%	9.1%
% of FP17s Relating to Free Repair or Replacements	0	463	0.0%	0.6%	0.7%	0.8%
% of FP17s Relating to Continuations	0	463	0.0%	0.9%	1.0%	1.1%
% of Patients satisfied with the dentistry they have received	1	1	N/A	90.4%	91.6%	91.4%
% of Patients satisfied with the time they had to wait for an appointment	1	1	N/A	87.3%	87.9%	87.7%

* This is based on patients treated on this contract for their most recent course of treatment. Figures in italics indicate the base number of FP17s or Patient Questionnaire responses are less than 100. N/A is shown where the base number of responses is less than 10 during the period. % is calculated as Quantity/Base number*100

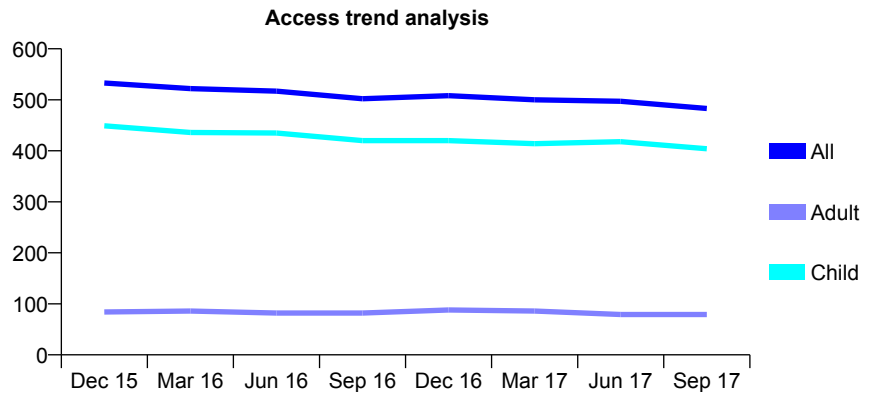
Q68 - Vital Signs At a Glance Contract Report for 688746/0001 - September 2017

Name or company name	MR G KHEDUN
Contract type name	GDS Contract
Purpose of contract	General
Contract start date	18/09/2008
Contract end date	

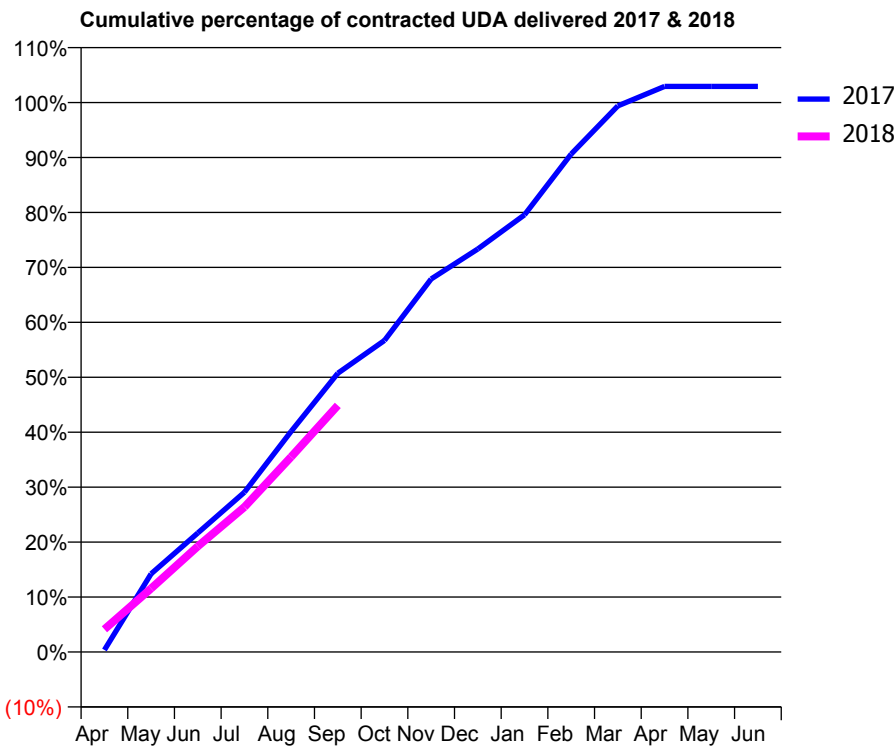
17/18 Contracted general activity (UDA)	822
Carry forward general activity (UDA)	-17
17/18 Contracted orthodontic activity (UOA)	0
Carry forward orthodontic activity (UOA)	0
Baseline contract value	£19,165.80

ACCESS*

Patients seen in 24 months	Total	Change since previous quarter
Quarter ending September 2016	502	
Quarter ending December 2016	508	→
Quarter ending March 2017	500	↓
Quarter ending June 2017	497	→
Quarter ending September 2017	483	↓
Variance since September 2016	(3.8%)	↓



ACTIVITY



Month	Adjusted Scheduled Activity (UDA)	
	2017	2018
April	3	34
May	117	95
June	178	158
July	239	217
August	330	292
September	417	369
October	466	
November	558	
December	603	
January	654	
February	745	
March	817	
April	846	
May	846	
June	846	

QUALITY

	Quantity	Base Number	Contract	AT	Region	England
% of FP17s for the same patient ID Re-attending within 3 months - Children	4	294	1.4%	9.3%	11.4%	11.9%
% of FP17s for the same patient ID Re-attending within 3 months - Adults	0	27	0.0%	15.0%	15.7%	15.9%
% of FP17s for the same patient ID Re-attending between 3 & 9 months - Children	202	294	68.7%	59.5%	60.6%	58.1%
% of FP17s for the same patient ID Re-attending between 3 & 9 months - Adults	18	27	66.7%	51.2%	52.0%	50.6%
% of FP17s for Band 1 Urgent Courses	0	300	0.0%	9.6%	9.6%	9.1%
% of FP17s Relating to Free Repair or Replacements	0	300	0.0%	0.6%	0.7%	0.8%
% of FP17s Relating to Continuations	0	300	0.0%	0.9%	1.0%	1.1%
% of Patients satisfied with the dentistry they have received	0	0	N/A	90.4%	91.6%	91.4%
% of Patients satisfied with the time they had to wait for an appointment	0	0	N/A	87.3%	87.9%	87.7%

* This is based on patients treated on this contract for their most recent course of treatment. Figures in italics indicate the base number of FP17s or Patient Questionnaire responses are less than 100. N/A is shown where the base number of responses is less than 10 during the period. % is calculated as Quantity/Base number*100

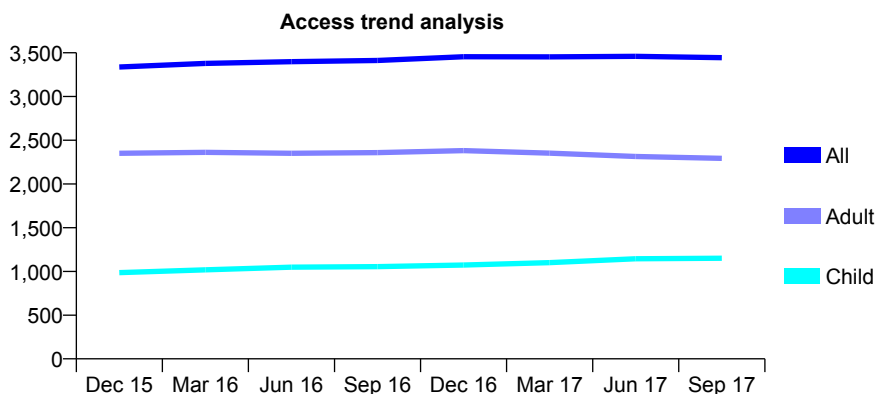
Q68 - Vital Signs At a Glance Contract Report for 689416/0002 - September 2017

Name or company name	MR MB PATEL
Contract type name	GDS Contract
Purpose of contract	General
Contract start date	19/09/2008
Contract end date	

17/18 Contracted general activity (UDA)	10,500
Carry forward general activity (UDA)	197
17/18 Contracted orthodontic activity (UOA)	0
Carry forward orthodontic activity (UOA)	0
Baseline contract value	£270,935.76

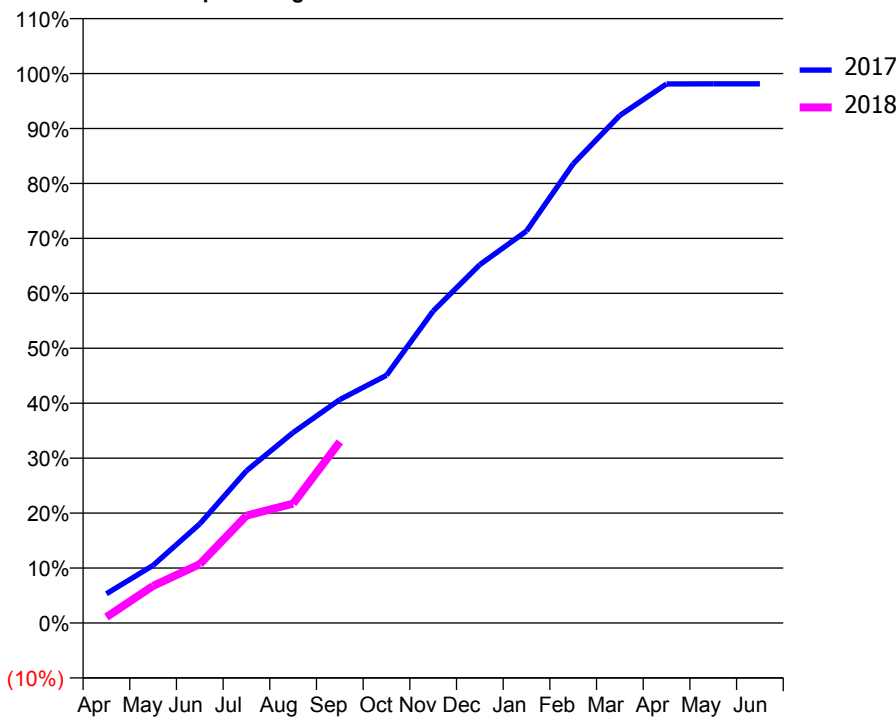
ACCESS*

Patients seen in 24 months	Total	Change since previous quarter
Quarter ending September 2016	3,412	
Quarter ending December 2016	3,455	→
Quarter ending March 2017	3,453	→
Quarter ending June 2017	3,460	→
Quarter ending September 2017	3,444	→
Variance since September 2016	0.9%	→



ACTIVITY

Cumulative percentage of contracted UDA delivered 2017 & 2018



Month	Adjusted Scheduled Activity (UDA)	
	2017	2018
April	558	114
May	1,103	709
June	1,894	1,125
July	2,910	2,053
August	3,640	2,283
September	4,268	3,461
October	4,732	
November	5,961	
December	6,847	
January	7,491	
February	8,774	
March	9,699	
April	10,299	
May	10,302	
June	10,302	

QUALITY

	Quantity	Base Number	Contract	AT	Region	England
% of FP17s for the same patient ID Re-attending within 3 months - Children	32	812	3.9%	9.3%	11.4%	11.9%
% of FP17s for the same patient ID Re-attending within 3 months - Adults	108	1,064	10.2%	15.0%	15.7%	15.9%
% of FP17s for the same patient ID Re-attending between 3 & 9 months - Children	504	812	62.1%	59.5%	60.6%	58.1%
% of FP17s for the same patient ID Re-attending between 3 & 9 months - Adults	536	1,064	50.4%	51.2%	52.0%	50.6%
% of FP17s for Band 1 Urgent Courses	108	1,681	6.4%	9.6%	9.6%	9.1%
% of FP17s Relating to Free Repair or Replacements	4	1,681	0.2%	0.6%	0.7%	0.8%
% of FP17s Relating to Continuations	3	1,681	0.2%	0.9%	1.0%	1.1%
% of Patients satisfied with the dentistry they have received	3	5	N/A	90.4%	91.6%	91.4%
% of Patients satisfied with the time they had to wait for an appointment	3	5	N/A	87.3%	87.9%	87.7%

* This is based on patients treated on this contract for their most recent course of treatment. Figures in italics indicate the base number of FP17s or Patient Questionnaire responses are less than 100. N/A is shown where the base number of responses is less than 10 during the period. % is calculated as Quantity/Base number*100

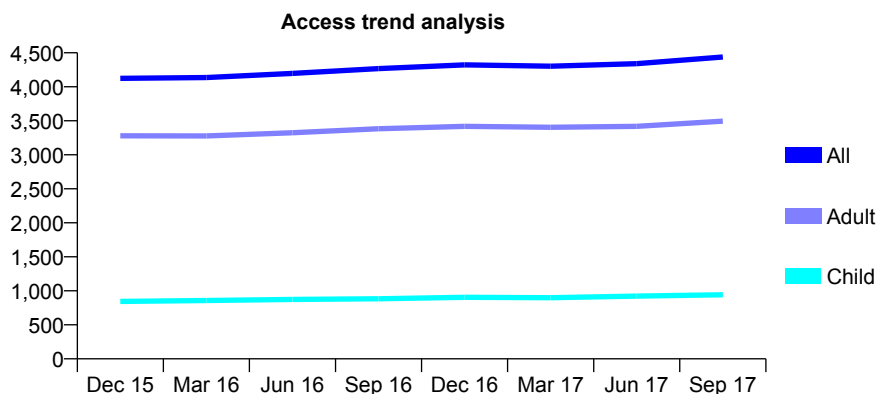
Q68 - Vital Signs At a Glance Contract Report for 692026/0001 - September 2017

Name or company name	MR LE TOLEFE
Contract type name	GDS Contract
Purpose of contract	General
Contract start date	07/09/2007
Contract end date	

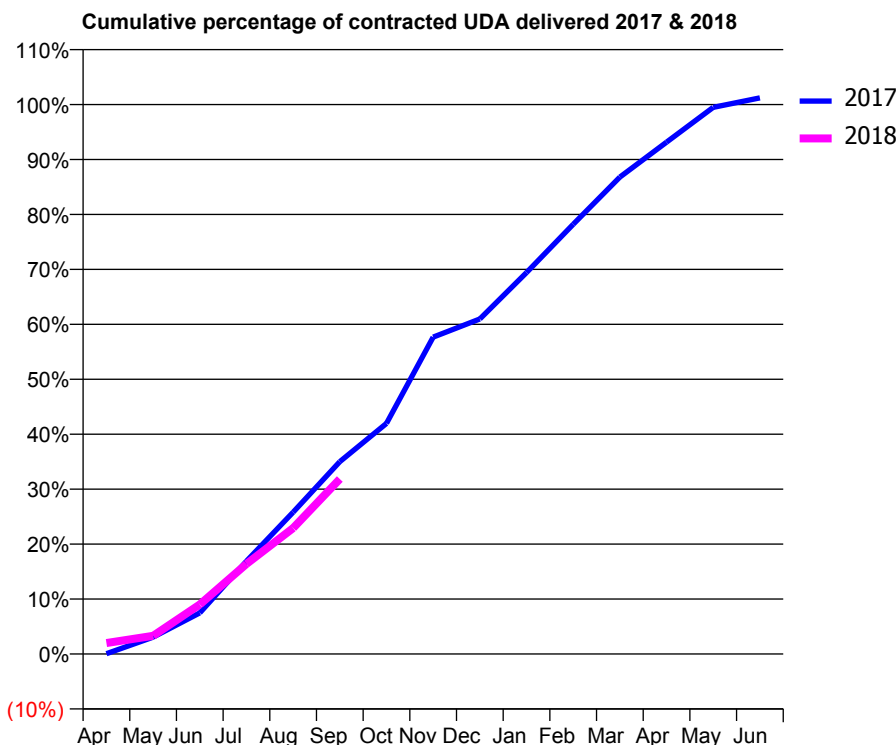
17/18 Contracted general activity (UDA)	11,800
Carry forward general activity (UDA)	-142
17/18 Contracted orthodontic activity (UOA)	0
Carry forward orthodontic activity (UOA)	0
Baseline contract value	£294,392.13

ACCESS*

Patients seen in 24 months	Total	Change since previous quarter
Quarter ending September 2016	4,267	
Quarter ending December 2016	4,323	→
Quarter ending March 2017	4,303	→
Quarter ending June 2017	4,340	→
Quarter ending September 2017	4,439	↑
Variance since September 2016	4.0%	↑



ACTIVITY



Month	Adjusted Scheduled Activity (UDA)	
	2017	2018
April	8	237
May	361	391
June	883	1,065
July	1,993	1,935
August	3,046	2,706
September	4,129	3,757
October	4,951	
November	6,804	
December	7,195	
January	8,192	
February	9,228	
March	10,241	
April	10,992	
May	11,740	
June	11,941	

QUALITY

	Quantity	Base Number	Contract	AT	Region	England
% of FP17s for the same patient ID Re-attending within 3 months - Children	32	648	4.9%	9.3%	11.4%	11.9%
% of FP17s for the same patient ID Re-attending within 3 months - Adults	343	2,550	13.5%	15.0%	15.7%	15.9%
% of FP17s for the same patient ID Re-attending between 3 & 9 months - Children	329	648	50.8%	59.5%	60.6%	58.1%
% of FP17s for the same patient ID Re-attending between 3 & 9 months - Adults	1,548	2,550	60.7%	51.2%	52.0%	50.6%
% of FP17s for Band 1 Urgent Courses	55	1,789	3.1%	9.6%	9.6%	9.1%
% of FP17s Relating to Free Repair or Replacements	3	1,789	0.2%	0.6%	0.7%	0.8%
% of FP17s Relating to Continuations	16	1,789	0.9%	0.9%	1.0%	1.1%
% of Patients satisfied with the dentistry they have received	16	20	80.0%	90.4%	91.6%	91.4%
% of Patients satisfied with the time they had to wait for an appointment	18	20	90.0%	87.3%	87.9%	87.7%

* This is based on patients treated on this contract for their most recent course of treatment. Figures in italics indicate the base number of FP17s or Patient Questionnaire responses are less than 100. N/A is shown where the base number of responses is less than 10 during the period. % is calculated as Quantity/Base number*100

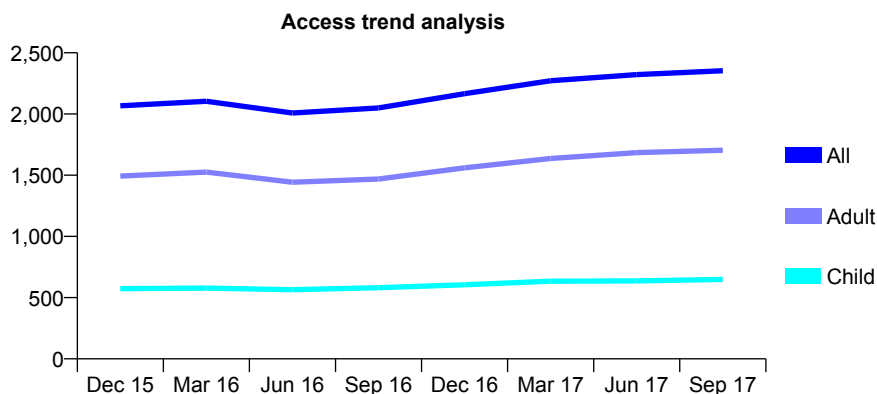
Q68 - Vital Signs At a Glance Contract Report for 694967/0001 - September 2017

Name or company name	MR ND MAHANI
Contract type name	GDS Contract
Purpose of contract	General
Contract start date	01/07/2008
Contract end date	

17/18 Contracted general activity (UDA)	5,878
Carry forward general activity (UDA)	-118
17/18 Contracted orthodontic activity (UOA)	0
Carry forward orthodontic activity (UOA)	0
Baseline contract value	£149,231.40

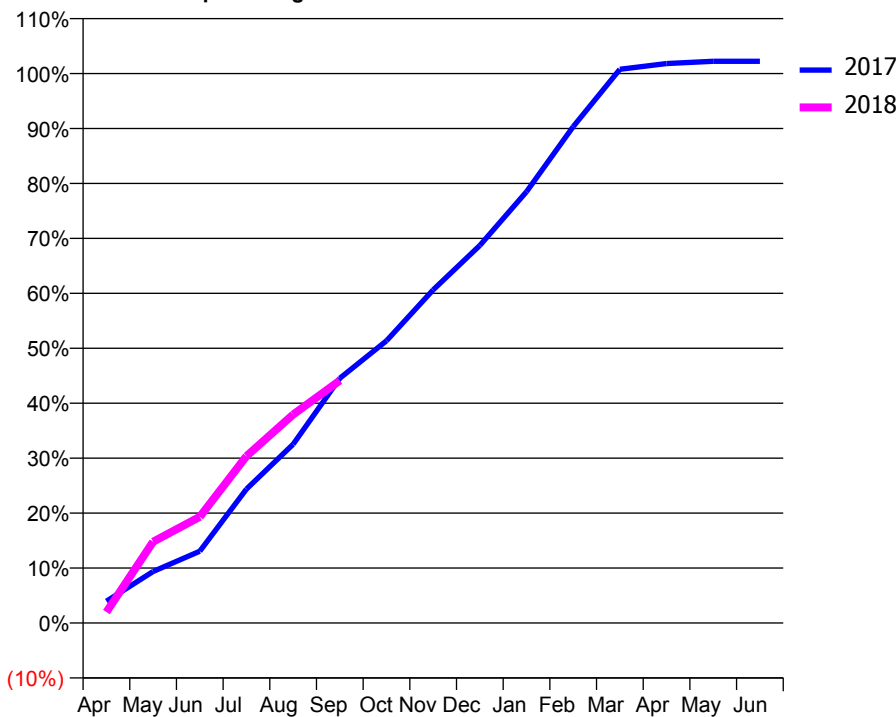
ACCESS*

Patients seen in 24 months	Total	Change since previous quarter
Quarter ending September 2016	2,050	
Quarter ending December 2016	2,166	↑
Quarter ending March 2017	2,272	↑
Quarter ending June 2017	2,322	↑
Quarter ending September 2017	2,353	→
Variance since September 2016	14.8%	↑



ACTIVITY

Cumulative percentage of contracted UDA delivered 2017 & 2018



Adjusted Scheduled Activity (UDA)

Month	2017	2018
April	234	118
May	551	869
June	768	1,136
July	1,433	1,785
August	1,913	2,231
September	2,619	2,594
October	3,019	
November	3,564	
December	4,038	
January	4,614	
February	5,310	
March	5,923	
April	5,985	
May	6,009	
June	6,009	

QUALITY

	Quantity	Base Number	Contract	AT	Region	England
% of FP17s for the same patient ID Re-attending within 3 months - Children	22	510	4.3%	9.3%	11.4%	11.9%
% of FP17s for the same patient ID Re-attending within 3 months - Adults	122	1,082	11.3%	15.0%	15.7%	15.9%
% of FP17s for the same patient ID Re-attending between 3 & 9 months - Children	378	510	74.1%	59.5%	60.6%	58.1%
% of FP17s for the same patient ID Re-attending between 3 & 9 months - Adults	680	1,082	62.8%	51.2%	52.0%	50.6%
% of FP17s for Band 1 Urgent Courses	119	1,522	7.8%	9.6%	9.6%	9.1%
% of FP17s Relating to Free Repair or Replacements	8	1,522	0.5%	0.6%	0.7%	0.8%
% of FP17s Relating to Continuations	0	1,522	0.0%	0.9%	1.0%	1.1%
% of Patients satisfied with the dentistry they have received	4	5	N/A	90.4%	91.6%	91.4%
% of Patients satisfied with the time they had to wait for an appointment	5	5	N/A	87.3%	87.9%	87.7%

* This is based on patients treated on this contract for their most recent course of treatment. Figures in italics indicate the base number of FP17s or Patient Questionnaire responses are less than 100. N/A is shown where the base number of responses is less than 10 during the period. % is calculated as Quantity/Base number*100

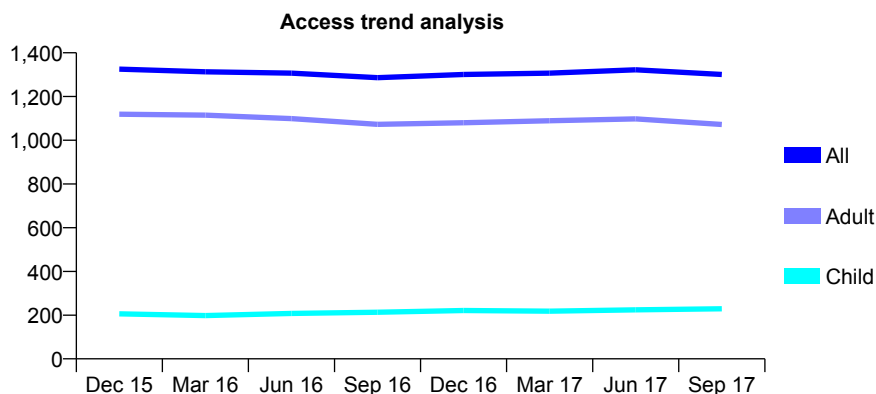
Q68 - Vital Signs At a Glance Contract Report for 695084/0002 - September 2017

Name or company name	MS JJ WOJTASIEWICZ-SKOLMOWSKA
Contract type name	GDS Contract
Purpose of contract	General
Contract start date	01/04/2008
Contract end date	

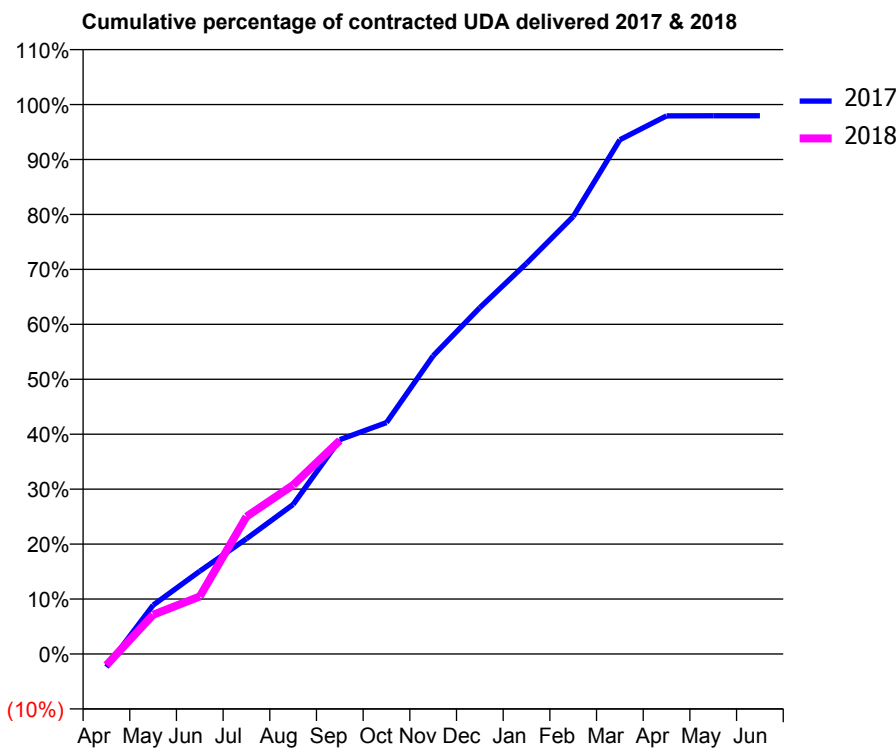
17/18 Contracted general activity (UDA)	6,029
Carry forward general activity (UDA)	123
17/18 Contracted orthodontic activity (UOA)	0
Carry forward orthodontic activity (UOA)	0
Baseline contract value	£137,428.98

ACCESS*

Patients seen in 24 months	Total	Change since previous quarter
Quarter ending September 2016	1,286	
Quarter ending December 2016	1,301	→
Quarter ending March 2017	1,307	→
Quarter ending June 2017	1,322	→
Quarter ending September 2017	1,301	↓
Variance since September 2016	1.2%	→



ACTIVITY



Month	Adjusted Scheduled Activity (UDA)	
	2017	2018
April	-144	-123
May	536	430
June	909	632
July	1,265	1,508
August	1,641	1,854
September	2,352	2,343
October	2,539	
November	3,272	
December	3,801	
January	4,286	
February	4,799	
March	5,642	
April	5,905	
May	5,906	
June	5,906	

QUALITY

	Quantity	Base Number	Contract	AT	Region	England
% of FP17s for the same patient ID Re-attending within 3 months - Children	12	193	6.2%	9.3%	11.4%	11.9%
% of FP17s for the same patient ID Re-attending within 3 months - Adults	214	921	23.2%	15.0%	15.7%	15.9%
% of FP17s for the same patient ID Re-attending between 3 & 9 months - Children	117	193	60.6%	59.5%	60.6%	58.1%
% of FP17s for the same patient ID Re-attending between 3 & 9 months - Adults	458	921	49.7%	51.2%	52.0%	50.6%
% of FP17s for Band 1 Urgent Courses	155	1,015	15.3%	9.6%	9.6%	9.1%
% of FP17s Relating to Free Repair or Replacements	15	1,015	1.5%	0.6%	0.7%	0.8%
% of FP17s Relating to Continuations	6	1,015	0.6%	0.9%	1.0%	1.1%
% of Patients satisfied with the dentistry they have received	6	6	N/A	90.4%	91.6%	91.4%
% of Patients satisfied with the time they had to wait for an appointment	6	6	N/A	87.3%	87.9%	87.7%

* This is based on patients treated on this contract for their most recent course of treatment. Figures in italics indicate the base number of FP17s or Patient Questionnaire responses are less than 100. N/A is shown where the base number of responses is less than 10 during the period. % is calculated as Quantity/Base number*100

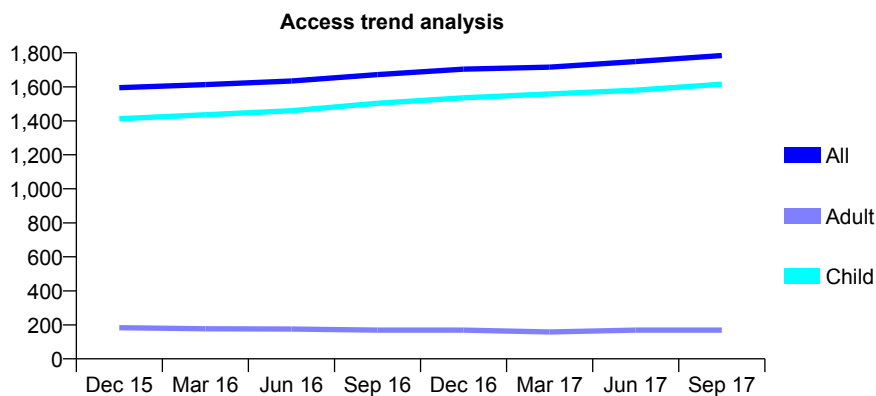
Q68 - Vital Signs At a Glance Contract Report for 723878/0002 - September 2017

Name or company name	MRS JM HATTON
Contract type name	GDS Contract
Purpose of contract	General
Contract start date	01/11/2010
Contract end date	

17/18 Contracted general activity (UDA)	5,000
Carry forward general activity (UDA)	0
17/18 Contracted orthodontic activity (UOA)	0
Carry forward orthodontic activity (UOA)	0
Baseline contract value	£112,376.65

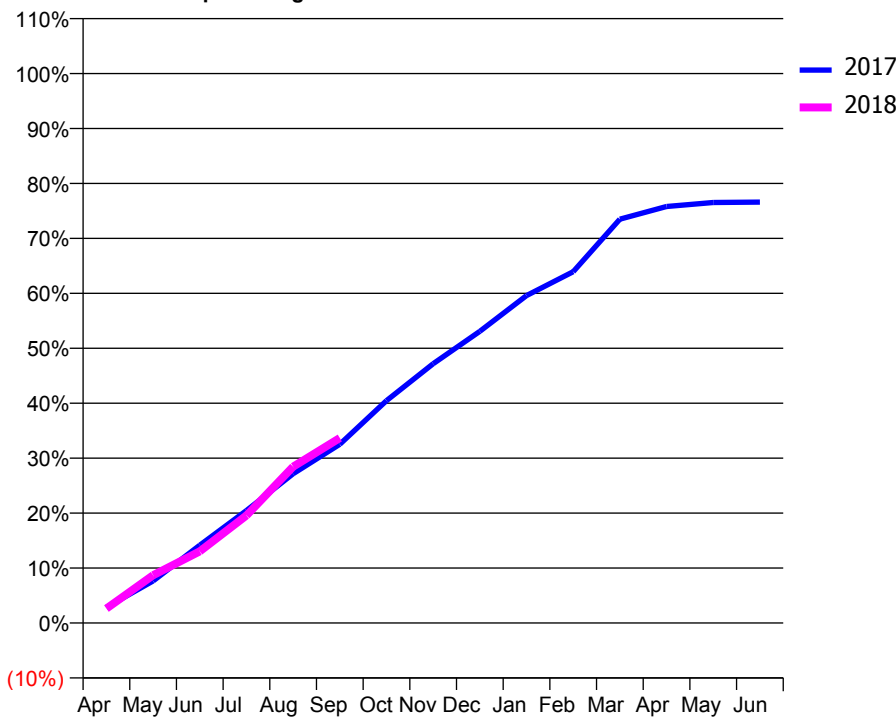
ACCESS*

Patients seen in 24 months	Total	Change since previous quarter
Quarter ending September 2016	1,672	
Quarter ending December 2016	1,704	→
Quarter ending March 2017	1,716	→
Quarter ending June 2017	1,749	→
Quarter ending September 2017	1,784	↑
Variance since September 2016	6.7%	↑



ACTIVITY

Cumulative percentage of contracted UDA delivered 2017 & 2018



Month	Adjusted Scheduled Activity (UDA)	
	2017	2018
April	143	131
May	383	435
June	708	652
July	1,024	979
August	1,358	1,423
September	1,627	1,683
October	2,024	
November	2,359	
December	2,654	
January	2,980	
February	3,197	
March	3,675	
April	3,790	
May	3,826	
June	3,830	

QUALITY

	Quantity	Base Number	Contract	AT	Region	England
% of FP17s for the same patient ID Re-attending within 3 months - Children	90	1,291	7.0%	9.3%	11.4%	11.9%
% of FP17s for the same patient ID Re-attending within 3 months - Adults	4	42	9.5%	15.0%	15.7%	15.9%
% of FP17s for the same patient ID Re-attending between 3 & 9 months - Children	818	1,291	63.4%	59.5%	60.6%	58.1%
% of FP17s for the same patient ID Re-attending between 3 & 9 months - Adults	24	42	57.1%	51.2%	52.0%	50.6%
% of FP17s for Band 1 Urgent Courses	38	1,224	3.1%	9.6%	9.6%	9.1%
% of FP17s Relating to Free Repair or Replacements	0	1,224	0.0%	0.6%	0.7%	0.8%
% of FP17s Relating to Continuations	0	1,224	0.0%	0.9%	1.0%	1.1%
% of Patients satisfied with the dentistry they have received	0	0	N/A	90.4%	91.6%	91.4%
% of Patients satisfied with the time they had to wait for an appointment	0	0	N/A	87.3%	87.9%	87.7%

* This is based on patients treated on this contract for their most recent course of treatment. Figures in italics indicate the base number of FP17s or Patient Questionnaire responses are less than 100. N/A is shown where the base number of responses is less than 10 during the period. % is calculated as Quantity/Base number*100

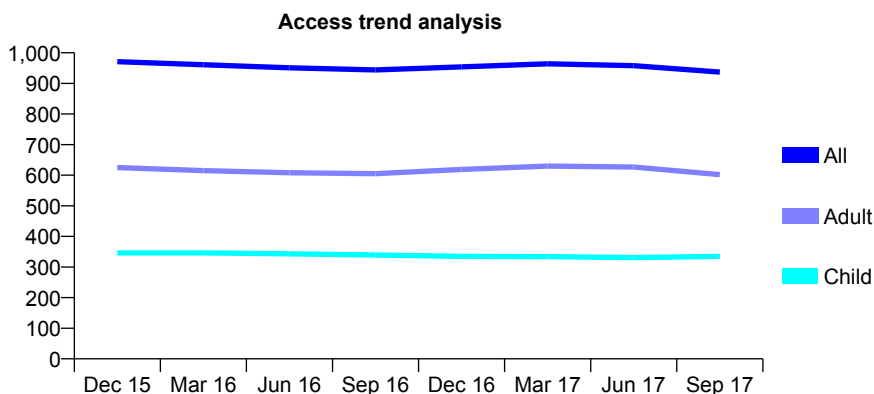
Q68 - Vital Signs At a Glance Contract Report for 725188/0001 - September 2017

Name or company name	MR JE BELLRINGER
Contract type name	GDS Contract
Purpose of contract	General
Contract start date	01/04/2006
Contract end date	

17/18 Contracted general activity (UDA)	2,186
Carry forward general activity (UDA)	-14
17/18 Contracted orthodontic activity (UOA)	0
Carry forward orthodontic activity (UOA)	0
Baseline contract value	£50,728.50

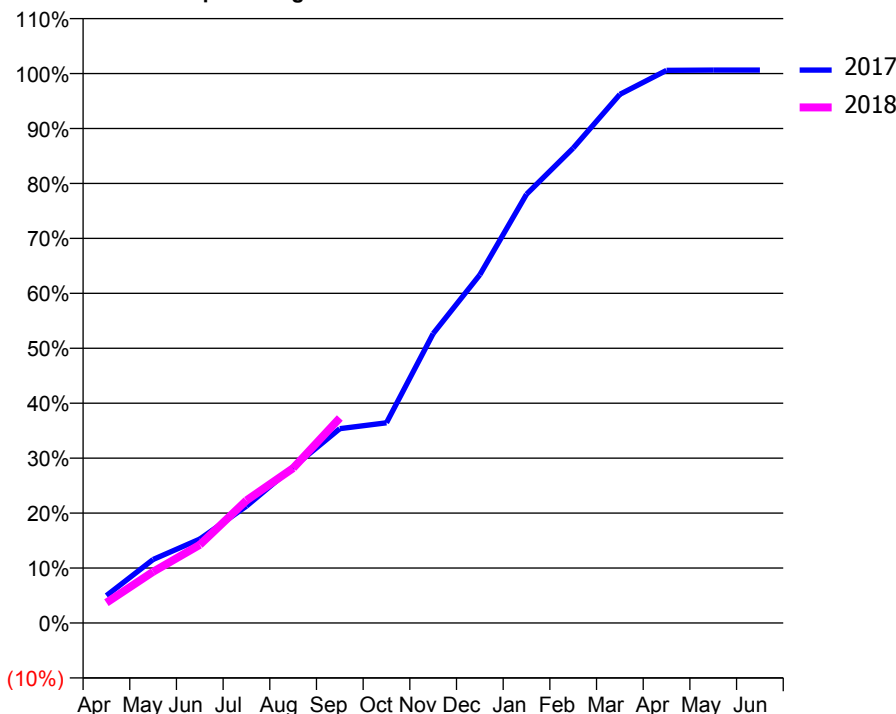
ACCESS*

Patients seen in 24 months	Total	Change since previous quarter
Quarter ending September 2016	944	
Quarter ending December 2016	954	→
Quarter ending March 2017	964	→
Quarter ending June 2017	958	→
Quarter ending September 2017	937	↓
Variance since September 2016	(0.7%)	→



ACTIVITY

Cumulative percentage of contracted UDA delivered 2017 & 2018



Adjusted Scheduled Activity (UDA)

Month	2017	2018
April	109	81
May	253	204
June	334	311
July	465	488
August	621	616
September	773	815
October	796	
November	1,151	
December	1,385	
January	1,706	
February	1,889	
March	2,103	
April	2,199	
May	2,200	
June	2,200	

QUALITY

	Quantity	Base Number	Contract	AT	Region	England
% of FP17s for the same patient ID Re-attending within 3 months - Children	12	263	4.6%	9.3%	11.4%	11.9%
% of FP17s for the same patient ID Re-attending within 3 months - Adults	32	278	11.5%	15.0%	15.7%	15.9%
% of FP17s for the same patient ID Re-attending between 3 & 9 months - Children	186	263	70.7%	59.5%	60.6%	58.1%
% of FP17s for the same patient ID Re-attending between 3 & 9 months - Adults	184	278	66.2%	51.2%	52.0%	50.6%
% of FP17s for Band 1 Urgent Courses	2	492	0.4%	9.6%	9.6%	9.1%
% of FP17s Relating to Free Repair or Replacements	5	492	1.0%	0.6%	0.7%	0.8%
% of FP17s Relating to Continuations	7	492	1.4%	0.9%	1.0%	1.1%
% of Patients satisfied with the dentistry they have received	0	1	N/A	90.4%	91.6%	91.4%
% of Patients satisfied with the time they had to wait for an appointment	1	1	N/A	87.3%	87.9%	87.7%

* This is based on patients treated on this contract for their most recent course of treatment. Figures in italics indicate the base number of FP17s or Patient Questionnaire responses are less than 100. N/A is shown where the base number of responses is less than 10 during the period. % is calculated as Quantity/Base number*100

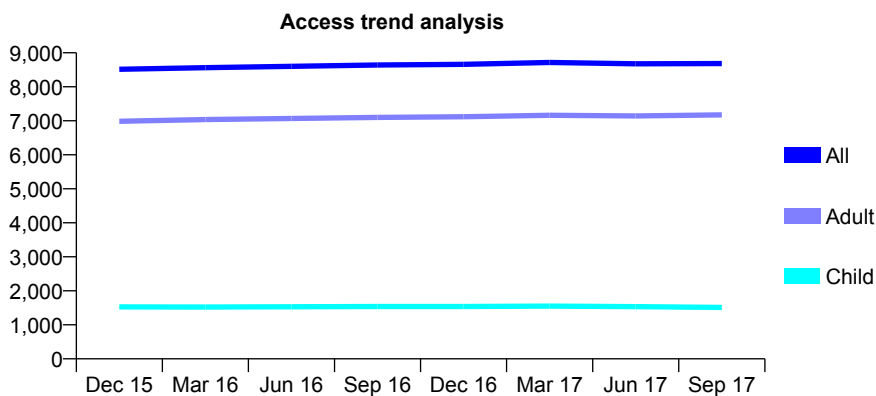
Q68 - Vital Signs At a Glance Contract Report for 725536/0001 - September 2017

Name or company name	East Street Dental Partnership
Contract type name	GDS Contract
Purpose of contract	General
Contract start date	01/04/2007
Contract end date	

17/18 Contracted general activity (UDA)	24,520
Carry forward general activity (UDA)	0
17/18 Contracted orthodontic activity (UOA)	0
Carry forward orthodontic activity (UOA)	0
Baseline contract value	£554,078.30

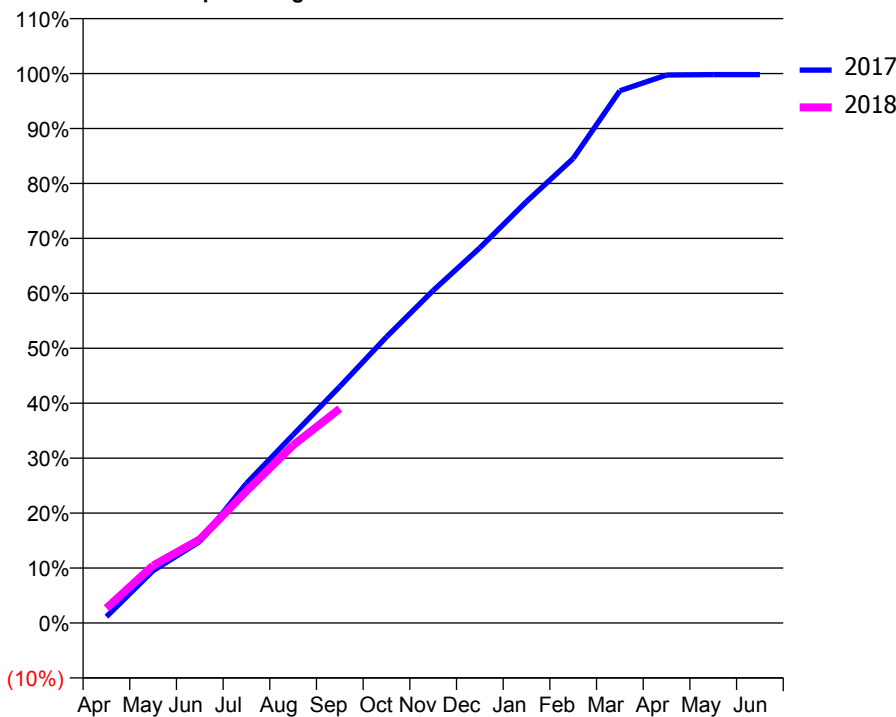
ACCESS*

Patients seen in 24 months	Total	Change since previous quarter
Quarter ending September 2016	8,640	
Quarter ending December 2016	8,659	→
Quarter ending March 2017	8,715	→
Quarter ending June 2017	8,678	→
Quarter ending September 2017	8,686	→
Variance since September 2016	0.5%	→



ACTIVITY

Cumulative percentage of contracted UDA delivered 2017 & 2018



Month	Adjusted Scheduled Activity (UDA)	
	2017	2018
April	252	666
May	2,108	2,566
June	3,283	3,732
July	5,623	5,886
August	7,575	7,935
September	9,519	9,565
October	11,517	
November	13,386	
December	15,101	
January	16,963	
February	18,697	
March	21,423	
April	22,057	
May	22,074	
June	22,075	

QUALITY

	Quantity	Base Number	Contract	AT	Region	England
% of FP17s for the same patient ID Re-attending within 3 months - Children	67	947	7.1%	9.3%	11.4%	11.9%
% of FP17s for the same patient ID Re-attending within 3 months - Adults	655	4,506	14.5%	15.0%	15.7%	15.9%
% of FP17s for the same patient ID Re-attending between 3 & 9 months - Children	486	947	51.3%	59.5%	60.6%	58.1%
% of FP17s for the same patient ID Re-attending between 3 & 9 months - Adults	2,184	4,506	48.5%	51.2%	52.0%	50.6%
% of FP17s for Band 1 Urgent Courses	391	4,687	8.3%	9.6%	9.6%	9.1%
% of FP17s Relating to Free Repair or Replacements	7	4,687	0.1%	0.6%	0.7%	0.8%
% of FP17s Relating to Continuations	50	4,687	1.1%	0.9%	1.0%	1.1%
% of Patients satisfied with the dentistry they have received	13	13	100.0%	90.4%	91.6%	91.4%
% of Patients satisfied with the time they had to wait for an appointment	10	13	76.9%	87.3%	87.9%	87.7%

* This is based on patients treated on this contract for their most recent course of treatment. Figures in italics indicate the base number of FP17s or Patient Questionnaire responses are less than 100. N/A is shown where the base number of responses is less than 10 during the period. % is calculated as Quantity/Base number*100

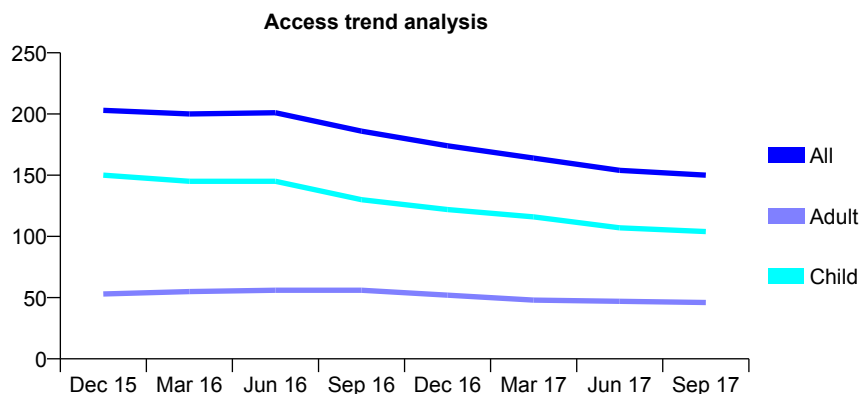
Q68 - Vital Signs At a Glance Contract Report for 729175/0004 - September 2017

Name or company name	MR LD MURRAY
Contract type name	GDS Contract
Purpose of contract	General
Contract start date	01/04/2014
Contract end date	

17/18 Contracted general activity (UDA)	370
Carry forward general activity (UDA)	0
17/18 Contracted orthodontic activity (UOA)	0
Carry forward orthodontic activity (UOA)	0
Baseline contract value	£9,575.77

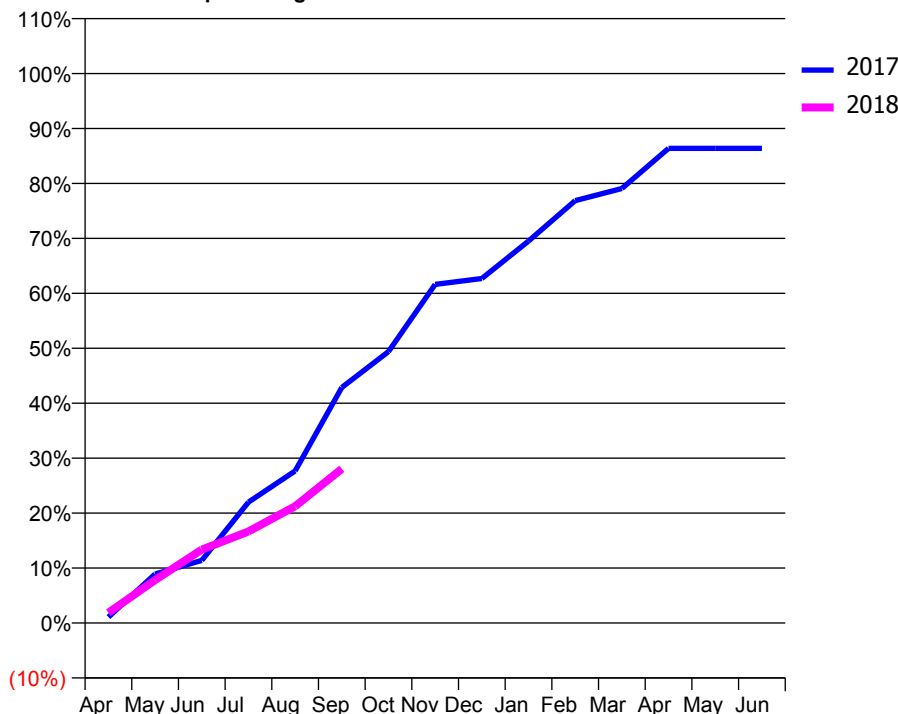
ACCESS*

Patients seen in 24 months	Total	Change since previous quarter
Quarter ending September 2016	186	
Quarter ending December 2016	174	↓
Quarter ending March 2017	164	↓
Quarter ending June 2017	154	↓
Quarter ending September 2017	150	↓
Variance since September 2016	(19.4%)	↓



ACTIVITY

Cumulative percentage of contracted UDA delivered 2017 & 2018



Month	Adjusted Scheduled Activity (UDA)	
	2017	2018
April	4	7
May	33	29
June	42	49
July	81	62
August	102	79
September	159	104
October	183	
November	228	
December	232	
January	257	
February	284	
March	293	
April	320	
May	320	
June	320	

QUALITY

	Quantity	Base Number	Contract	AT	Region	England
% of FP17s for the same patient ID Re-attending within 3 months - Children	0	67	0.0%	9.3%	11.4%	11.9%
% of FP17s for the same patient ID Re-attending within 3 months - Adults	4	23	17.4%	15.0%	15.7%	15.9%
% of FP17s for the same patient ID Re-attending between 3 & 9 months - Children	26	67	38.8%	59.5%	60.6%	58.1%
% of FP17s for the same patient ID Re-attending between 3 & 9 months - Adults	10	23	43.5%	51.2%	52.0%	50.6%
% of FP17s for Band 1 Urgent Courses	4	76	5.3%	9.6%	9.6%	9.1%
% of FP17s Relating to Free Repair or Replacements	0	76	0.0%	0.6%	0.7%	0.8%
% of FP17s Relating to Continuations	0	76	0.0%	0.9%	1.0%	1.1%
% of Patients satisfied with the dentistry they have received	0	0	N/A	90.4%	91.6%	91.4%
% of Patients satisfied with the time they had to wait for an appointment	0	0	N/A	87.3%	87.9%	87.7%

* This is based on patients treated on this contract for their most recent course of treatment. Figures in italics indicate the base number of FP17s or Patient Questionnaire responses are less than 100. N/A is shown where the base number of responses is less than 10 during the period. % is calculated as Quantity/Base number*100

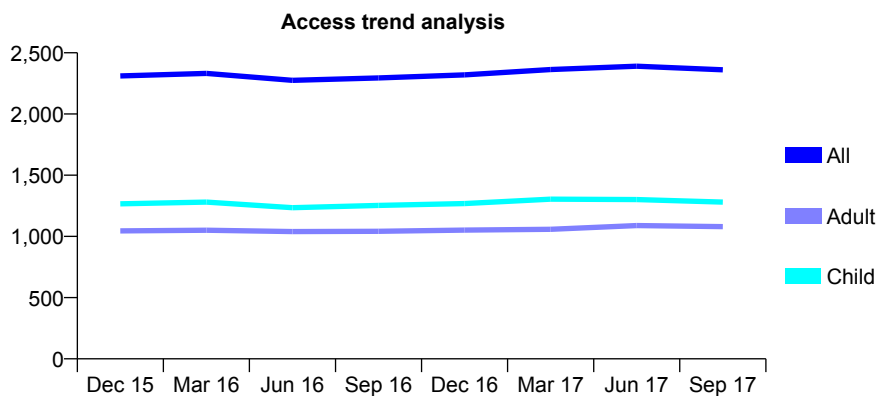
Q68 - Vital Signs At a Glance Contract Report for 729299/0001 - September 2017

Name or company name	MISS MB QUEENAN
Contract type name	GDS Contract
Purpose of contract	General
Contract start date	01/04/2006
Contract end date	

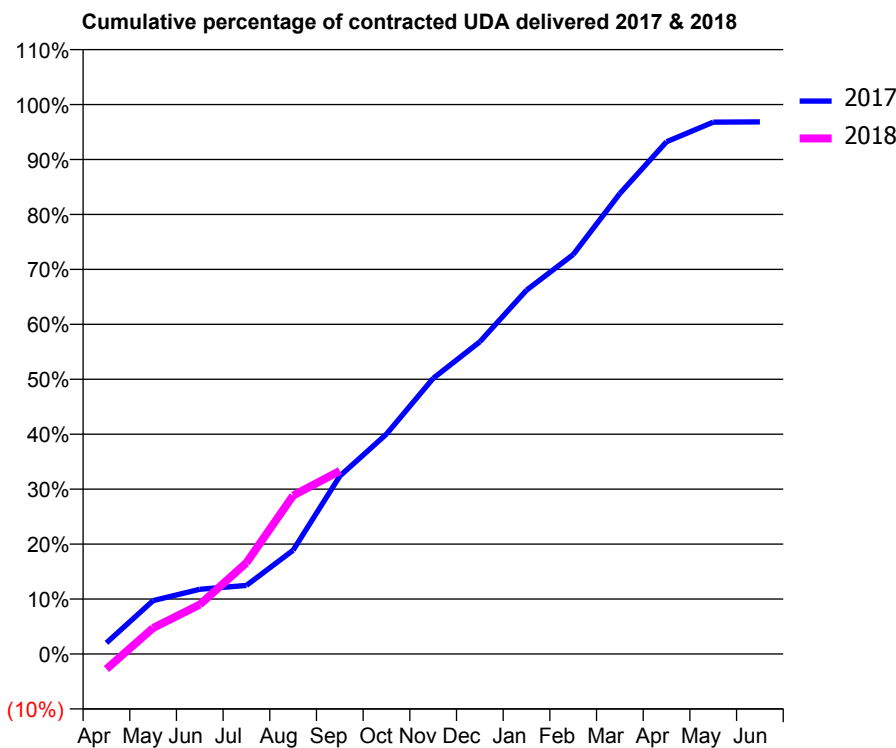
17/18 Contracted general activity (UDA)	4,368
Carry forward general activity (UDA)	138
17/18 Contracted orthodontic activity (UOA)	0
Carry forward orthodontic activity (UOA)	0
Baseline contract value	£98,188.48

ACCESS*

Patients seen in 24 months	Total	Change since previous quarter
Quarter ending September 2016	2,295	
Quarter ending December 2016	2,320	→
Quarter ending March 2017	2,363	→
Quarter ending June 2017	2,390	→
Quarter ending September 2017	2,361	↓
Variance since September 2016	2.9%	↑



ACTIVITY



Month	Adjusted Scheduled Activity (UDA)	
	2017	2018
April	89	-120
May	425	208
June	515	393
July	545	725
August	825	1,260
September	1,414	1,455
October	1,748	
November	2,191	
December	2,482	
January	2,892	
February	3,175	
March	3,661	
April	4,072	
May	4,227	
June	4,229	

QUALITY

	Quantity	Base Number	Contract	AT	Region	England
% of FP17s for the same patient ID Re-attending within 3 months - Children	38	715	5.3%	9.3%	11.4%	11.9%
% of FP17s for the same patient ID Re-attending within 3 months - Adults	71	567	12.5%	15.0%	15.7%	15.9%
% of FP17s for the same patient ID Re-attending between 3 & 9 months - Children	372	715	52.0%	59.5%	60.6%	58.1%
% of FP17s for the same patient ID Re-attending between 3 & 9 months - Adults	215	567	37.9%	51.2%	52.0%	50.6%
% of FP17s for Band 1 Urgent Courses	63	1,045	6.0%	9.6%	9.6%	9.1%
% of FP17s Relating to Free Repair or Replacements	0	1,045	0.0%	0.6%	0.7%	0.8%
% of FP17s Relating to Continuations	1	1,045	0.1%	0.9%	1.0%	1.1%
% of Patients satisfied with the dentistry they have received	2	2	N/A	90.4%	91.6%	91.4%
% of Patients satisfied with the time they had to wait for an appointment	2	2	N/A	87.3%	87.9%	87.7%

* This is based on patients treated on this contract for their most recent course of treatment. Figures in italics indicate the base number of FP17s or Patient Questionnaire responses are less than 100. N/A is shown where the base number of responses is less than 10 during the period. % is calculated as Quantity/Base number*100

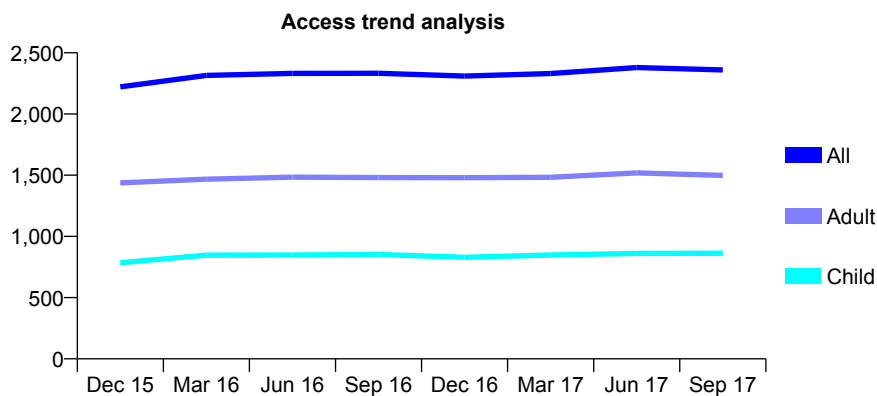
Q68 - Vital Signs At a Glance Contract Report for 729809/0002 - September 2017

Name or company name	Priory House Dental Centre
Contract type name	GDS Contract
Purpose of contract	General
Contract start date	01/04/2011
Contract end date	

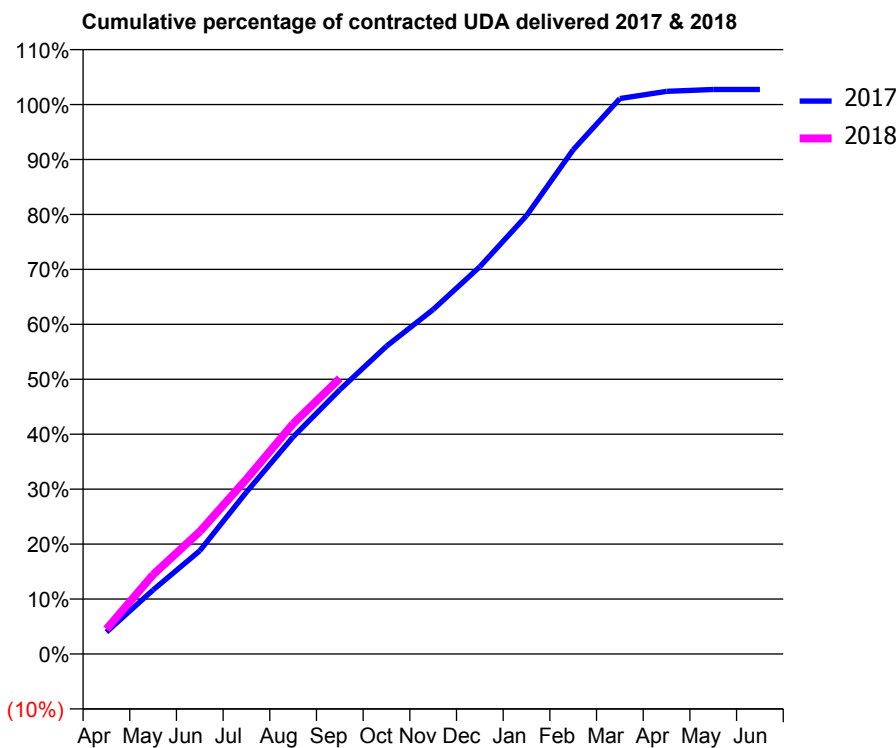
17/18 Contracted general activity (UDA)	5,300
Carry forward general activity (UDA)	-106
17/18 Contracted orthodontic activity (UOA)	0
Carry forward orthodontic activity (UOA)	0
Baseline contract value	£132,352.34

ACCESS*

Patients seen in 24 months	Total	Change since previous quarter
Quarter ending September 2016	2,333	
Quarter ending December 2016	2,310	→
Quarter ending March 2017	2,331	→
Quarter ending June 2017	2,380	↑
Quarter ending September 2017	2,360	→
Variance since September 2016	1.2%	→



ACTIVITY



Month	Adjusted Scheduled Activity (UDA)	
	2017	2018
April	211	240
May	618	765
June	996	1,182
July	1,562	1,687
August	2,094	2,222
September	2,549	2,659
October	2,969	
November	3,323	
December	3,736	
January	4,229	
February	4,864	
March	5,357	
April	5,427	
May	5,445	
June	5,445	

QUALITY

	Quantity	Base Number	Contract	AT	Region	England
% of FP17s for the same patient ID Re-attending within 3 months - Children	54	598	9.0%	9.3%	11.4%	11.9%
% of FP17s for the same patient ID Re-attending within 3 months - Adults	149	1,067	14.0%	15.0%	15.7%	15.9%
% of FP17s for the same patient ID Re-attending between 3 & 9 months - Children	292	598	48.8%	59.5%	60.6%	58.1%
% of FP17s for the same patient ID Re-attending between 3 & 9 months - Adults	589	1,067	55.2%	51.2%	52.0%	50.6%
% of FP17s for Band 1 Urgent Courses	7	1,612	0.4%	9.6%	9.6%	9.1%
% of FP17s Relating to Free Repair or Replacements	21	1,612	1.3%	0.6%	0.7%	0.8%
% of FP17s Relating to Continuations	33	1,612	2.0%	0.9%	1.0%	1.1%
% of Patients satisfied with the dentistry they have received	3	3	N/A	90.4%	91.6%	91.4%
% of Patients satisfied with the time they had to wait for an appointment	2	3	N/A	87.3%	87.9%	87.7%

* This is based on patients treated on this contract for their most recent course of treatment. Figures in italics indicate the base number of FP17s or Patient Questionnaire responses are less than 100. N/A is shown where the base number of responses is less than 10 during the period. % is calculated as Quantity/Base number*100

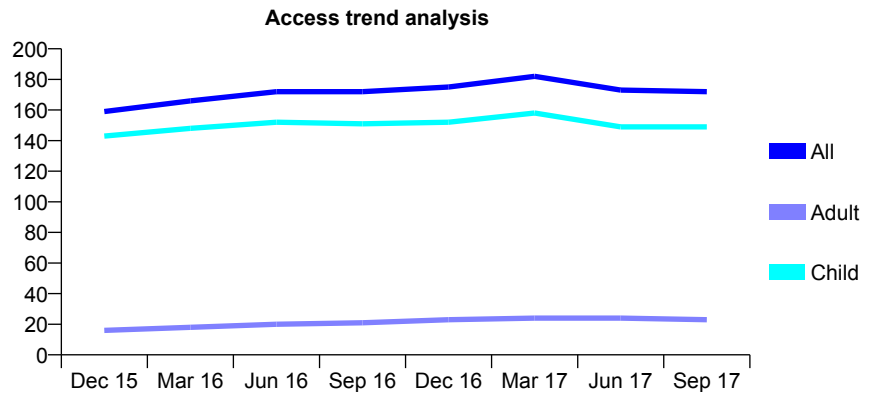
Q68 - Vital Signs At a Glance Contract Report for 730920/0001 - September 2017

Name or company name	MR GA HILL
Contract type name	GDS Contract
Purpose of contract	General
Contract start date	01/04/2006
Contract end date	

17/18 Contracted general activity (UDA)	539
Carry forward general activity (UDA)	0
17/18 Contracted orthodontic activity (UOA)	0
Carry forward orthodontic activity (UOA)	0
Baseline contract value	£13,432.44

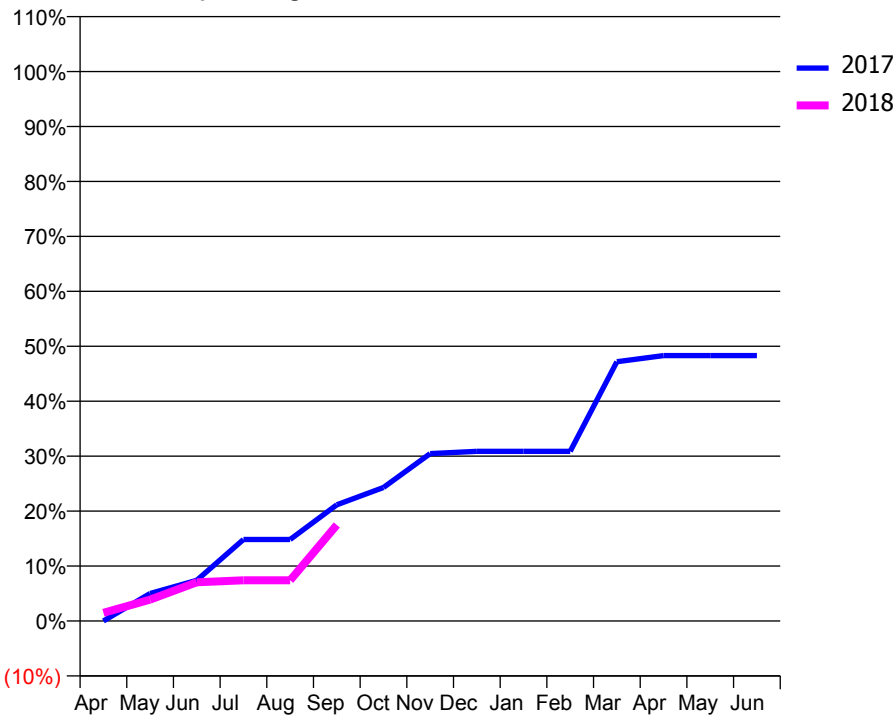
ACCESS*

Patients seen in 24 months	Total	Change since previous quarter
Quarter ending September 2016	172	
Quarter ending December 2016	175	→
Quarter ending March 2017	182	↑
Quarter ending June 2017	173	↓
Quarter ending September 2017	172	→
Variance since September 2016	0.0%	→



ACTIVITY

Cumulative percentage of contracted UDA delivered 2017 & 2018



Month	Adjusted Scheduled Activity (UDA)	
	2017	2018
April	0	8
May	27	21
June	40	38
July	80	40
August	80	40
September	114	94
October	131	
November	164	
December	166	
January	166	
February	166	
March	254	
April	260	
May	260	
June	260	

QUALITY

	Quantity	Base Number	Contract	AT	Region	England
% of FP17s for the same patient ID Re-attending within 3 months - Children	4	79	5.1%	9.3%	11.4%	11.9%
% of FP17s for the same patient ID Re-attending within 3 months - Adults	0	4	0.0%	15.0%	15.7%	15.9%
% of FP17s for the same patient ID Re-attending between 3 & 9 months - Children	52	79	65.8%	59.5%	60.6%	58.1%
% of FP17s for the same patient ID Re-attending between 3 & 9 months - Adults	3	4	75.0%	51.2%	52.0%	50.6%
% of FP17s for Band 1 Urgent Courses	6	77	7.8%	9.6%	9.6%	9.1%
% of FP17s Relating to Free Repair or Replacements	0	77	0.0%	0.6%	0.7%	0.8%
% of FP17s Relating to Continuations	0	77	0.0%	0.9%	1.0%	1.1%
% of Patients satisfied with the dentistry they have received	0	0	N/A	90.4%	91.6%	91.4%
% of Patients satisfied with the time they had to wait for an appointment	0	0	N/A	87.3%	87.9%	87.7%

* This is based on patients treated on this contract for their most recent course of treatment. Figures in italics indicate the base number of FP17s or Patient Questionnaire responses are less than 100. N/A is shown where the base number of responses is less than 10 during the period. % is calculated as Quantity/Base number*100

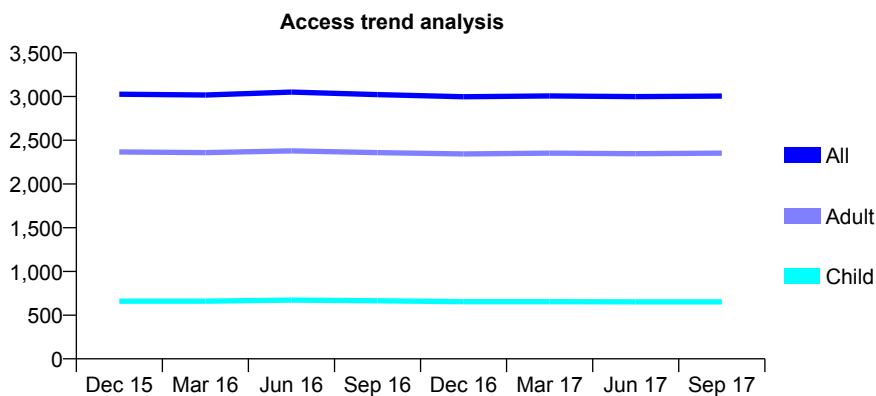
Q68 - Vital Signs At a Glance Contract Report for 732303/0001 - September 2017

Name or company name	MR TM GLYNN
Contract type name	GDS Contract
Purpose of contract	General
Contract start date	31/08/2011
Contract end date	

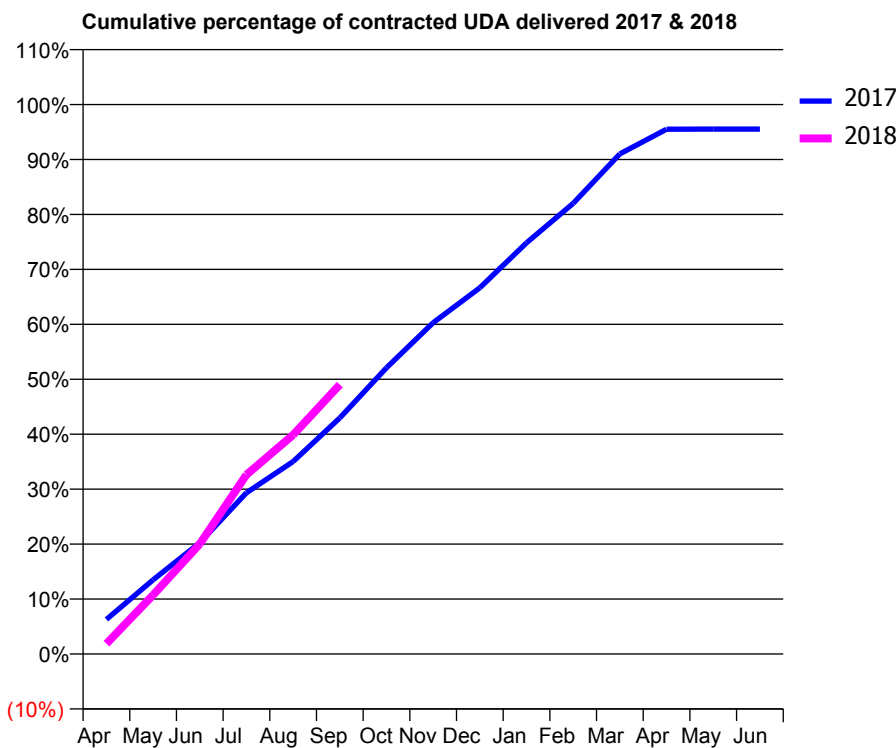
17/18 Contracted general activity (UDA)	7,554
Carry forward general activity (UDA)	0
17/18 Contracted orthodontic activity (UOA)	0
Carry forward orthodontic activity (UOA)	0
Baseline contract value	£180,143.77

ACCESS*

Patients seen in 24 months	Total	Change since previous quarter
Quarter ending September 2016	3,022	
Quarter ending December 2016	2,997	→
Quarter ending March 2017	3,006	→
Quarter ending June 2017	2,999	→
Quarter ending September 2017	3,005	→
Variance since September 2016	(0.6%)	→



ACTIVITY



Month	Adjusted Scheduled Activity (UDA)	
	2017	2018
April	476	142
May	1,020	811
June	1,530	1,512
July	2,218	2,465
August	2,646	3,013
September	3,246	3,704
October	3,934	
November	4,554	
December	5,035	
January	5,652	
February	6,195	
March	6,875	
April	7,215	
May	7,216	
June	7,216	

QUALITY

	Quantity	Base Number	Contract	AT	Region	England
% of FP17s for the same patient ID Re-attending within 3 months - Children	22	456	4.8%	9.3%	11.4%	11.9%
% of FP17s for the same patient ID Re-attending within 3 months - Adults	147	1,560	9.4%	15.0%	15.7%	15.9%
% of FP17s for the same patient ID Re-attending between 3 & 9 months - Children	236	456	51.8%	59.5%	60.6%	58.1%
% of FP17s for the same patient ID Re-attending between 3 & 9 months - Adults	802	1,560	51.4%	51.2%	52.0%	50.6%
% of FP17s for Band 1 Urgent Courses	93	1,846	5.0%	9.6%	9.6%	9.1%
% of FP17s Relating to Free Repair or Replacements	8	1,846	0.4%	0.6%	0.7%	0.8%
% of FP17s Relating to Continuations	0	1,846	0.0%	0.9%	1.0%	1.1%
% of Patients satisfied with the dentistry they have received	11	11	100.0%	90.4%	91.6%	91.4%
% of Patients satisfied with the time they had to wait for an appointment	11	11	100.0%	87.3%	87.9%	87.7%

* This is based on patients treated on this contract for their most recent course of treatment. Figures in italics indicate the base number of FP17s or Patient Questionnaire responses are less than 100. N/A is shown where the base number of responses is less than 10 during the period. % is calculated as Quantity/Base number*100

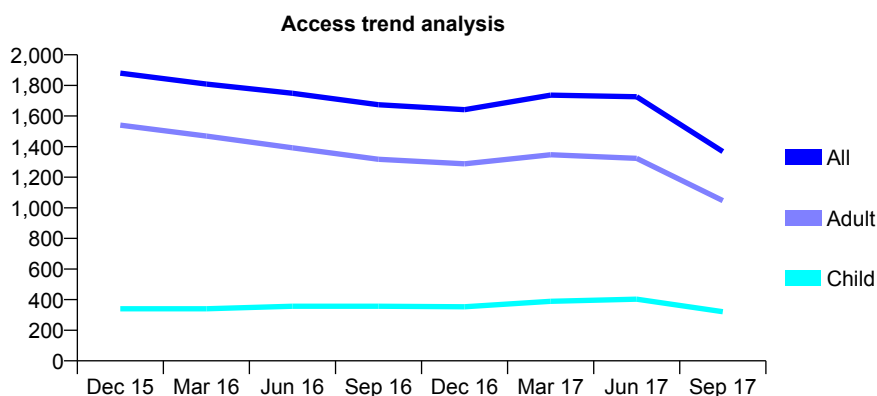
Q68 - Vital Signs At a Glance Contract Report for 739758/0002 - September 2017

Name or company name	MISS JM PASCOE
Contract type name	GDS Contract
Purpose of contract	General
Contract start date	01/12/2012
Contract end date	31/07/2017

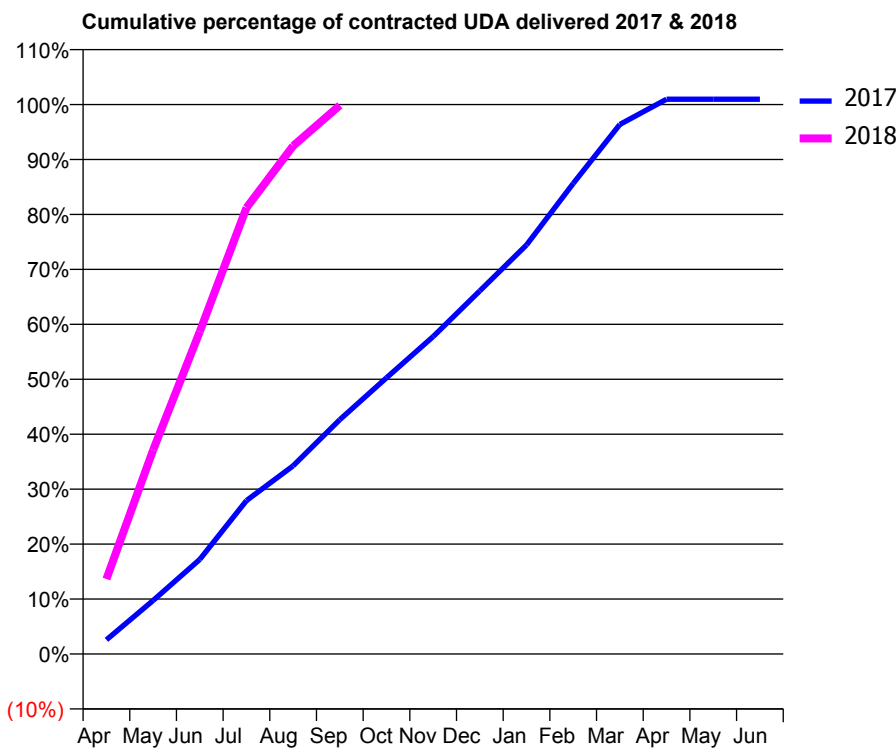
17/18 Contracted general activity (UDA)	1,650
Carry forward general activity (UDA)	0
17/18 Contracted orthodontic activity (UOA)	0
Carry forward orthodontic activity (UOA)	0
Baseline contract value	£40,172.92

ACCESS*

Patients seen in 24 months	Total	Change since previous quarter
Quarter ending September 2016	1,674	
Quarter ending December 2016	1,641	↓
Quarter ending March 2017	1,736	↑
Quarter ending June 2017	1,726	→
Quarter ending September 2017	1,368	↓
Variance since September 2016	(18.3%)	↓



ACTIVITY



Month	Adjusted Scheduled Activity (UDA)	
	2017	2018
April	128	225
May	482	613
June	853	968
July	1,381	1,340
August	1,696	1,526
September	2,111	1,648
October	2,488	
November	2,860	
December	3,272	
January	3,685	
February	4,239	
March	4,771	
April	4,998	
May	4,998	
June	4,998	

QUALITY

	Quantity	Base Number	Contract	AT	Region	England
% of FP17s for the same patient ID Re-attending within 3 months - Children	12	233	5.2%	9.3%	11.4%	11.9%
% of FP17s for the same patient ID Re-attending within 3 months - Adults	62	688	9.0%	15.0%	15.7%	15.9%
% of FP17s for the same patient ID Re-attending between 3 & 9 months - Children	118	233	50.6%	59.5%	60.6%	58.1%
% of FP17s for the same patient ID Re-attending between 3 & 9 months - Adults	419	688	60.9%	51.2%	52.0%	50.6%
% of FP17s for Band 1 Urgent Courses	23	809	2.8%	9.6%	9.6%	9.1%
% of FP17s Relating to Free Repair or Replacements	7	809	0.9%	0.6%	0.7%	0.8%
% of FP17s Relating to Continuations	6	809	0.7%	0.9%	1.0%	1.1%
% of Patients satisfied with the dentistry they have received	2	2	N/A	90.4%	91.6%	91.4%
% of Patients satisfied with the time they had to wait for an appointment	2	2	N/A	87.3%	87.9%	87.7%

* This is based on patients treated on this contract for their most recent course of treatment. Figures in italics indicate the base number of FP17s or Patient Questionnaire responses are less than 100. N/A is shown where the base number of responses is less than 10 during the period. % is calculated as Quantity/Base number*100

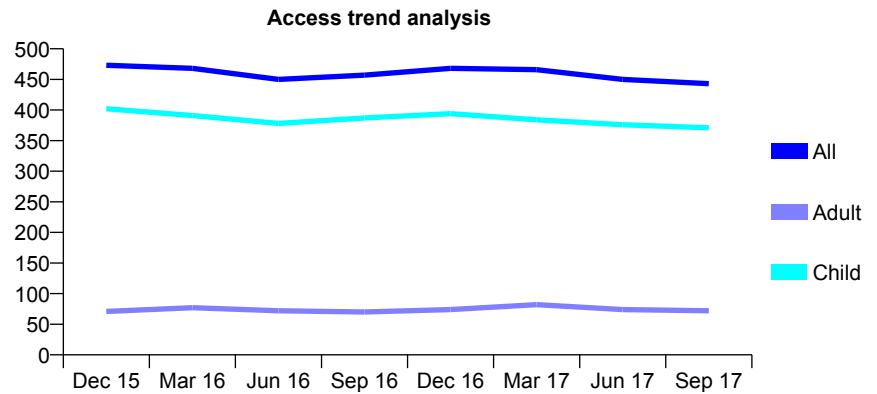
Q68 - Vital Signs At a Glance Contract Report for 739987/0001 - September 2017

Name or company name	MR PJ ELLIS
Contract type name	GDS Contract
Purpose of contract	General
Contract start date	01/04/2006
Contract end date	

17/18 Contracted general activity (UDA)	750
Carry forward general activity (UDA)	-15
17/18 Contracted orthodontic activity (UOA)	0
Carry forward orthodontic activity (UOA)	0
Baseline contract value	£16,855.69

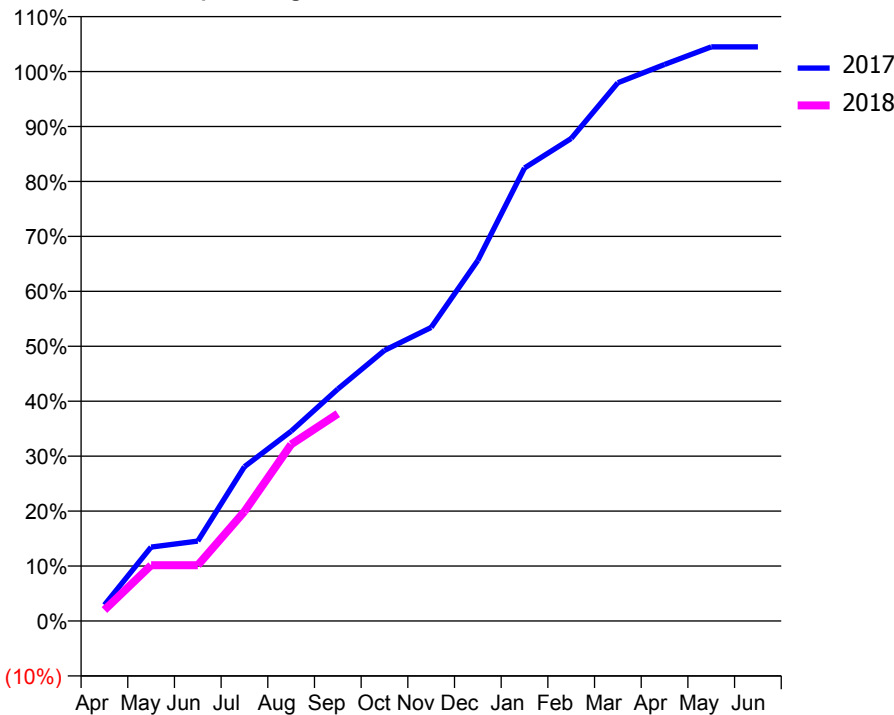
ACCESS*

Patients seen in 24 months	Total	Change since previous quarter
Quarter ending September 2016	457	
Quarter ending December 2016	468	↑
Quarter ending March 2017	466	→
Quarter ending June 2017	450	↓
Quarter ending September 2017	443	↓
Variance since September 2016	(3.1%)	↓



ACTIVITY

Cumulative percentage of contracted UDA delivered 2017 & 2018



Month	Adjusted Scheduled Activity (UDA)	
	2017	2018
April	22	15
May	101	76
June	109	76
July	211	150
August	259	241
September	317	283
October	369	
November	401	
December	492	
January	618	
February	659	
March	735	
April	760	
May	784	
June	784	

QUALITY

	Quantity	Base Number	Contract	AT	Region	England
% of FP17s for the same patient ID Re-attending within 3 months - Children	8	210	3.8%	9.3%	11.4%	11.9%
% of FP17s for the same patient ID Re-attending within 3 months - Adults	0	17	0.0%	15.0%	15.7%	15.9%
% of FP17s for the same patient ID Re-attending between 3 & 9 months - Children	142	210	67.6%	59.5%	60.6%	58.1%
% of FP17s for the same patient ID Re-attending between 3 & 9 months - Adults	8	17	47.1%	51.2%	52.0%	50.6%
% of FP17s for Band 1 Urgent Courses	5	196	2.6%	9.6%	9.6%	9.1%
% of FP17s Relating to Free Repair or Replacements	0	196	0.0%	0.6%	0.7%	0.8%
% of FP17s Relating to Continuations	0	196	0.0%	0.9%	1.0%	1.1%
% of Patients satisfied with the dentistry they have received	0	0	N/A	90.4%	91.6%	91.4%
% of Patients satisfied with the time they had to wait for an appointment	0	0	N/A	87.3%	87.9%	87.7%

* This is based on patients treated on this contract for their most recent course of treatment. Figures in italics indicate the base number of FP17s or Patient Questionnaire responses are less than 100. N/A is shown where the base number of responses is less than 10 during the period. % is calculated as Quantity/Base number*100

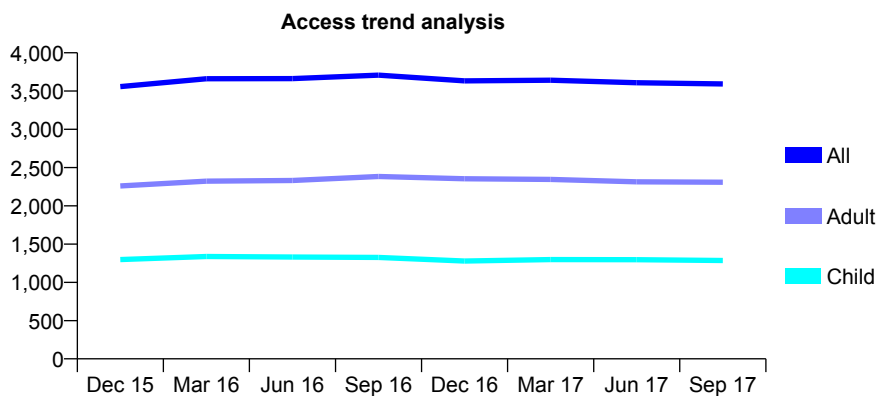
Q68 - Vital Signs At a Glance Contract Report for 740217/0001 - September 2017

Name or company name	MR PC JENKINSON
Contract type name	GDS Contract
Purpose of contract	General
Contract start date	01/04/2006
Contract end date	

17/18 Contracted general activity (UDA)	7,817
Carry forward general activity (UDA)	177
17/18 Contracted orthodontic activity (UOA)	0
Carry forward orthodontic activity (UOA)	0
Baseline contract value	£213,668.57

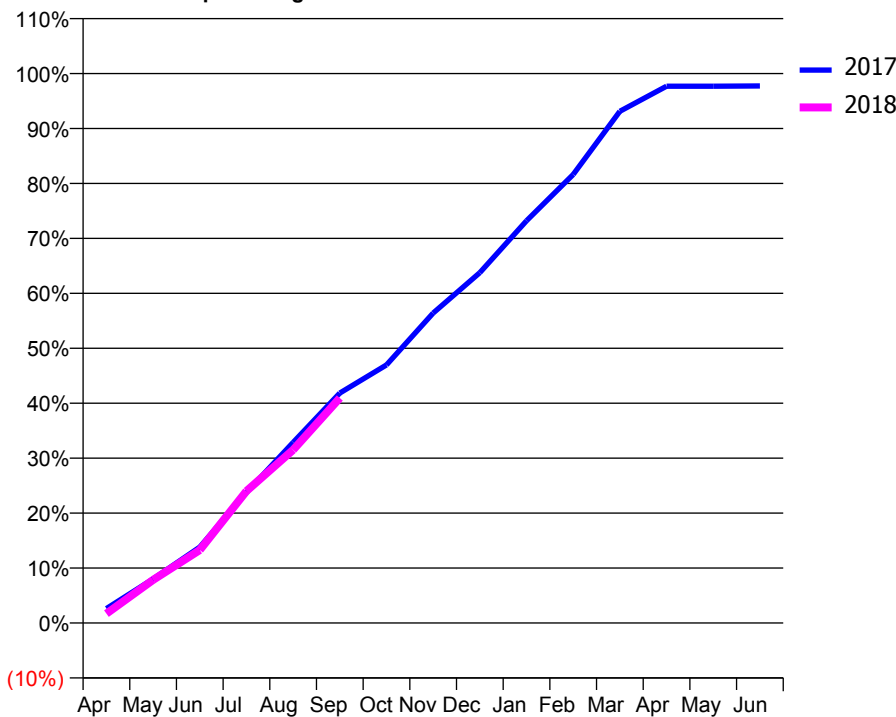
ACCESS*

Patients seen in 24 months	Total	Change since previous quarter
Quarter ending September 2016	3,708	
Quarter ending December 2016	3,633	↓
Quarter ending March 2017	3,642	→
Quarter ending June 2017	3,608	→
Quarter ending September 2017	3,593	→
Variance since September 2016	(3.1%)	↓



ACTIVITY

Cumulative percentage of contracted UDA delivered 2017 & 2018



Month	Adjusted Scheduled Activity (UDA)	
	2017	2018
April	207	134
May	627	614
June	1,079	1,038
July	1,859	1,878
August	2,569	2,463
September	3,270	3,201
October	3,671	
November	4,410	
December	4,985	
January	5,721	
February	6,381	
March	7,280	
April	7,636	
May	7,636	
June	7,640	

QUALITY

	Quantity	Base Number	Contract	AT	Region	England
% of FP17s for the same patient ID Re-attending within 3 months - Children	70	949	7.4%	9.3%	11.4%	11.9%
% of FP17s for the same patient ID Re-attending within 3 months - Adults	215	1,392	15.4%	15.0%	15.7%	15.9%
% of FP17s for the same patient ID Re-attending between 3 & 9 months - Children	605	949	63.8%	59.5%	60.6%	58.1%
% of FP17s for the same patient ID Re-attending between 3 & 9 months - Adults	676	1,392	48.6%	51.2%	52.0%	50.6%
% of FP17s for Band 1 Urgent Courses	160	1,780	9.0%	9.6%	9.6%	9.1%
% of FP17s Relating to Free Repair or Replacements	14	1,780	0.8%	0.6%	0.7%	0.8%
% of FP17s Relating to Continuations	12	1,780	0.7%	0.9%	1.0%	1.1%
% of Patients satisfied with the dentistry they have received	2	4	N/A	90.4%	91.6%	91.4%
% of Patients satisfied with the time they had to wait for an appointment	3	4	N/A	87.3%	87.9%	87.7%

* This is based on patients treated on this contract for their most recent course of treatment. Figures in italics indicate the base number of FP17s or Patient Questionnaire responses are less than 100. N/A is shown where the base number of responses is less than 10 during the period. % is calculated as Quantity/Base number*100

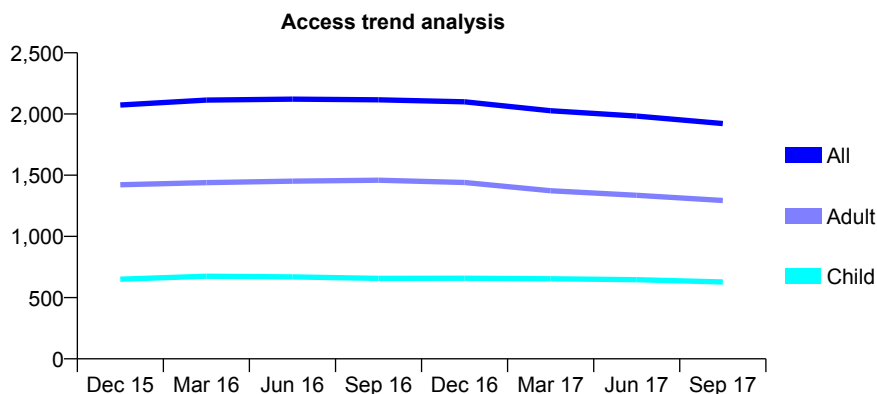
Q68 - Vital Signs At a Glance Contract Report for 741736/0001 - September 2017

Name or company name	MR C NIGRELLI
Contract type name	GDS Contract
Purpose of contract	General
Contract start date	01/04/2006
Contract end date	

17/18 Contracted general activity (UDA)	5,167
Carry forward general activity (UDA)	-51
17/18 Contracted orthodontic activity (UOA)	0
Carry forward orthodontic activity (UOA)	0
Baseline contract value	£141,090.35

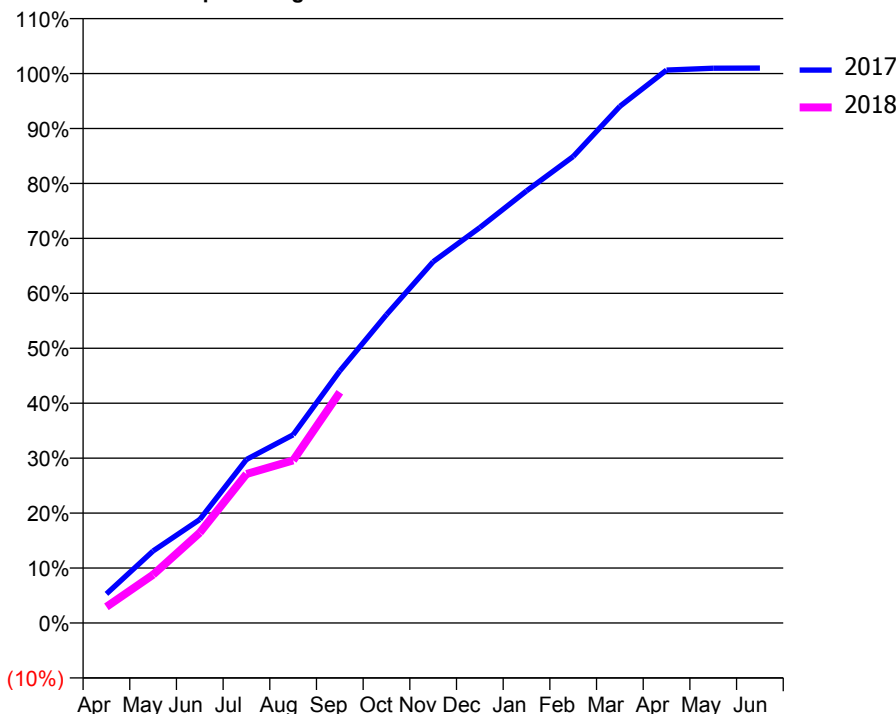
ACCESS*

Patients seen in 24 months	Total	Change since previous quarter
Quarter ending September 2016	2,116	
Quarter ending December 2016	2,100	→
Quarter ending March 2017	2,027	↓
Quarter ending June 2017	1,983	↓
Quarter ending September 2017	1,922	↓
Variance since September 2016	(9.2%)	↓



ACTIVITY

Cumulative percentage of contracted UDA delivered 2017 & 2018



Adjusted Scheduled Activity (UDA)

Month	2017	2018
April	274	152
May	677	454
June	974	849
July	1,538	1,401
August	1,770	1,529
September	2,370	2,170
October	2,899	
November	3,397	
December	3,718	
January	4,064	
February	4,387	
March	4,858	
April	5,199	
May	5,216	
June	5,217	

QUALITY

	Quantity	Base Number	Contract	AT	Region	England
% of FP17s for the same patient ID Re-attending within 3 months - Children	19	480	4.0%	9.3%	11.4%	11.9%
% of FP17s for the same patient ID Re-attending within 3 months - Adults	57	811	7.0%	15.0%	15.7%	15.9%
% of FP17s for the same patient ID Re-attending between 3 & 9 months - Children	350	480	72.9%	59.5%	60.6%	58.1%
% of FP17s for the same patient ID Re-attending between 3 & 9 months - Adults	578	811	71.3%	51.2%	52.0%	50.6%
% of FP17s for Band 1 Urgent Courses	30	1,099	2.7%	9.6%	9.6%	9.1%
% of FP17s Relating to Free Repair or Replacements	13	1,099	1.2%	0.6%	0.7%	0.8%
% of FP17s Relating to Continuations	2	1,099	0.2%	0.9%	1.0%	1.1%
% of Patients satisfied with the dentistry they have received	8	8	N/A	90.4%	91.6%	91.4%
% of Patients satisfied with the time they had to wait for an appointment	8	8	N/A	87.3%	87.9%	87.7%

* This is based on patients treated on this contract for their most recent course of treatment. Figures in italics indicate the base number of FP17s or Patient Questionnaire responses are less than 100. N/A is shown where the base number of responses is less than 10 during the period. % is calculated as Quantity/Base number*100

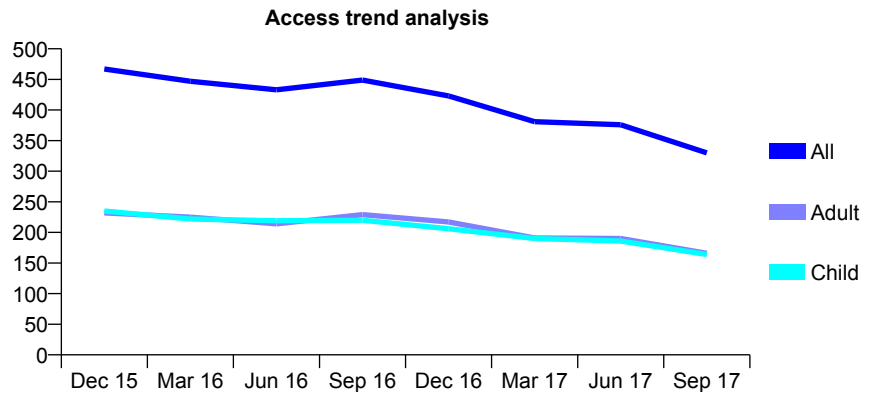
Q68 - Vital Signs At a Glance Contract Report for 742430/0002 - September 2017

Name or company name	Alpha Dental Care
Contract type name	GDS Contract
Purpose of contract	General
Contract start date	04/07/2011
Contract end date	

17/18 Contracted general activity (UDA)	1,500
Carry forward general activity (UDA)	0
17/18 Contracted orthodontic activity (UOA)	0
Carry forward orthodontic activity (UOA)	0
Baseline contract value	£32,912.40

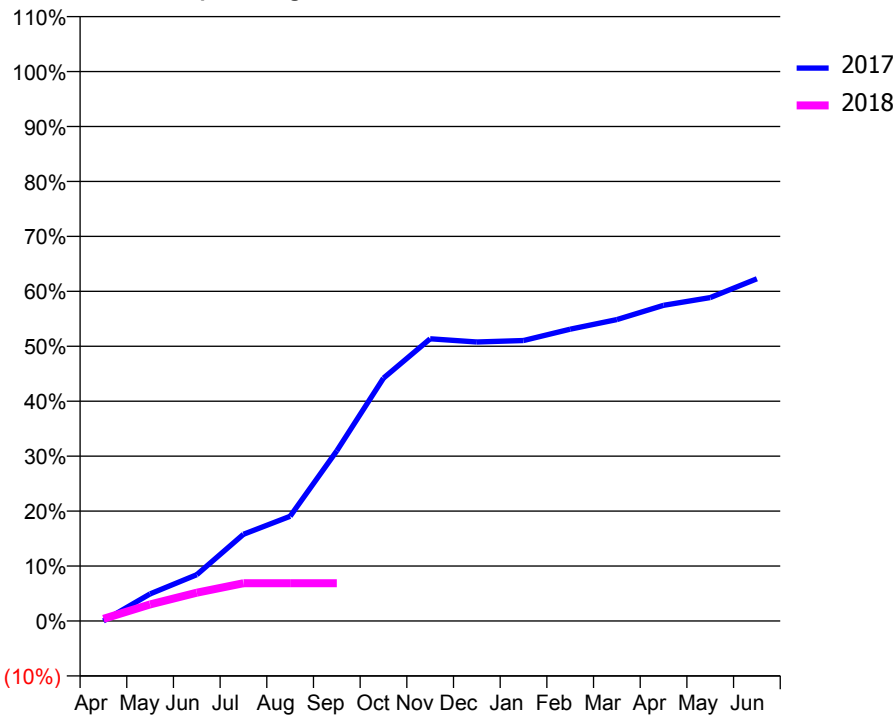
ACCESS*

Patients seen in 24 months	Total	Change since previous quarter
Quarter ending September 2016	449	
Quarter ending December 2016	423	↓
Quarter ending March 2017	381	↓
Quarter ending June 2017	376	↓
Quarter ending September 2017	330	↓
Variance since September 2016	(26.5%)	↓



ACTIVITY

Cumulative percentage of contracted UDA delivered 2017 & 2018



Month	Adjusted Scheduled Activity (UDA)	
	2017	2018
April	0	6
May	74	45
June	126	77
July	237	103
August	286	103
September	465	103
October	663	
November	770	
December	762	
January	766	
February	797	
March	823	
April	862	
May	883	
June	934	

QUALITY

	Quantity	Base Number	Contract	AT	Region	England
% of FP17s for the same patient ID Re-attending within 3 months - Children	1	32	3.1%	9.3%	11.4%	11.9%
% of FP17s for the same patient ID Re-attending within 3 months - Adults	7	48	14.6%	15.0%	15.7%	15.9%
% of FP17s for the same patient ID Re-attending between 3 & 9 months - Children	13	32	40.6%	59.5%	60.6%	58.1%
% of FP17s for the same patient ID Re-attending between 3 & 9 months - Adults	23	48	47.9%	51.2%	52.0%	50.6%
% of FP17s for Band 1 Urgent Courses	8	38	21.1%	9.6%	9.6%	9.1%
% of FP17s Relating to Free Repair or Replacements	0	38	0.0%	0.6%	0.7%	0.8%
% of FP17s Relating to Continuations	0	38	0.0%	0.9%	1.0%	1.1%
% of Patients satisfied with the dentistry they have received	1	1	N/A	90.4%	91.6%	91.4%
% of Patients satisfied with the time they had to wait for an appointment	1	1	N/A	87.3%	87.9%	87.7%

* This is based on patients treated on this contract for their most recent course of treatment. Figures in italics indicate the base number of FP17s or Patient Questionnaire responses are less than 100. N/A is shown where the base number of responses is less than 10 during the period. % is calculated as Quantity/Base number*100

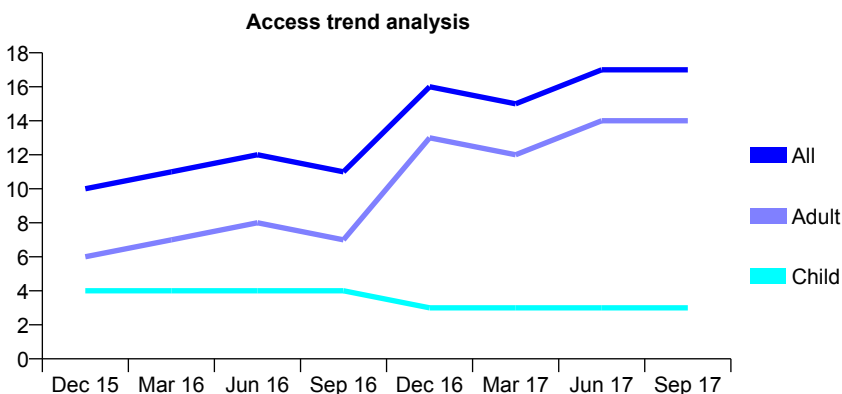
Q68 - Vital Signs At a Glance Contract Report for 745022/0003 - September 2017

Name or company name	MR NH DOUGLAS
Contract type name	GDS Contract
Purpose of contract	General
Contract start date	01/04/2006
Contract end date	

17/18 Contracted general activity (UDA)	40
Carry forward general activity (UDA)	-1
17/18 Contracted orthodontic activity (UOA)	0
Carry forward orthodontic activity (UOA)	0
Baseline contract value	£1,136.07

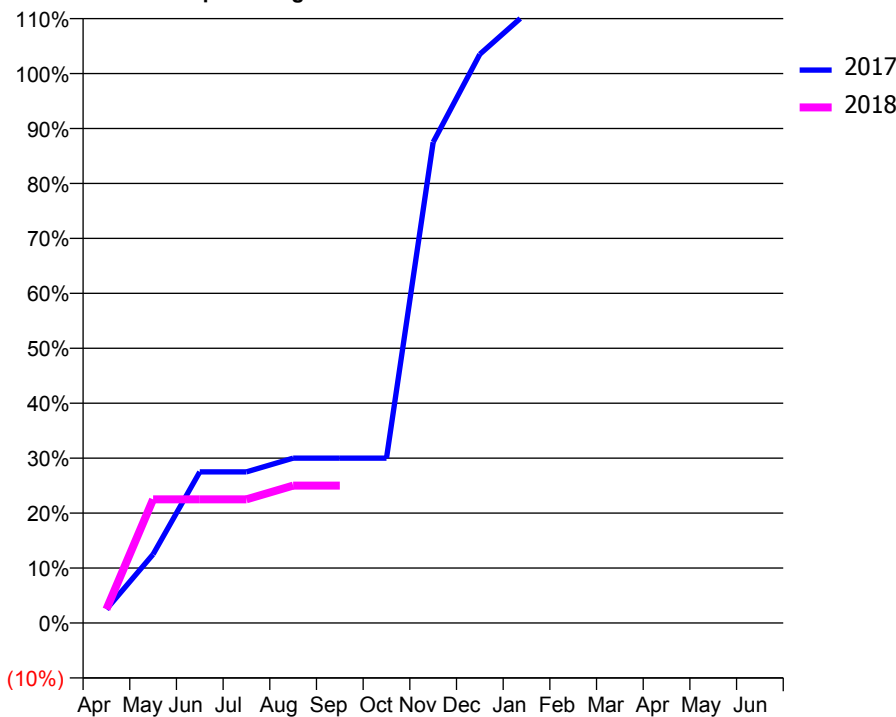
ACCESS*

Patients seen in 24 months	Total	Change since previous quarter
Quarter ending September 2016	11	
Quarter ending December 2016	16	↑
Quarter ending March 2017	15	↓
Quarter ending June 2017	17	↑
Quarter ending September 2017	17	→
Variance since September 2016	54.5%	↑



ACTIVITY

Cumulative percentage of contracted UDA delivered 2017 & 2018



Adjusted Scheduled Activity (UDA)

Month	2017	2018
April	1	1
May	5	9
June	11	9
July	11	9
August	12	10
September	12	10
October	12	
November	35	
December	41	
January	44	
February	44	
March	49	
April	55	
May	58	
June	58	

QUALITY

	Quantity	Base Number	Contract	AT	Region	England
% of FP17s for the same patient ID Re-attending within 3 months - Children	0	3	0.0%	9.3%	11.4%	11.9%
% of FP17s for the same patient ID Re-attending within 3 months - Adults	0	5	0.0%	15.0%	15.7%	15.9%
% of FP17s for the same patient ID Re-attending between 3 & 9 months - Children	2	3	66.7%	59.5%	60.6%	58.1%
% of FP17s for the same patient ID Re-attending between 3 & 9 months - Adults	1	5	20.0%	51.2%	52.0%	50.6%
% of FP17s for Band 1 Urgent Courses	0	5	0.0%	9.6%	9.6%	9.1%
% of FP17s Relating to Free Repair or Replacements	0	5	0.0%	0.6%	0.7%	0.8%
% of FP17s Relating to Continuations	0	5	0.0%	0.9%	1.0%	1.1%
% of Patients satisfied with the dentistry they have received	0	0	N/A	90.4%	91.6%	91.4%
% of Patients satisfied with the time they had to wait for an appointment	0	0	N/A	87.3%	87.9%	87.7%

* This is based on patients treated on this contract for their most recent course of treatment. Figures in italics indicate the base number of FP17s or Patient Questionnaire responses are less than 100. N/A is shown where the base number of responses is less than 10 during the period. % is calculated as Quantity/Base number*100

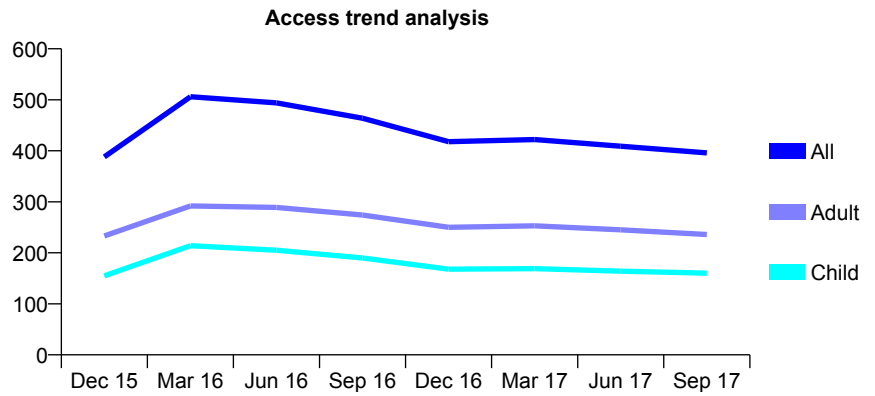
Q68 - Vital Signs At a Glance Contract Report for 745197/0001 - September 2017

Name or company name	MR MA LUNN
Contract type name	GDS Contract
Purpose of contract	General
Contract start date	01/04/2006
Contract end date	

17/18 Contracted general activity (UDA)	1,330
Carry forward general activity (UDA)	0
17/18 Contracted orthodontic activity (UOA)	0
Carry forward orthodontic activity (UOA)	0
Baseline contract value	£35,216.13

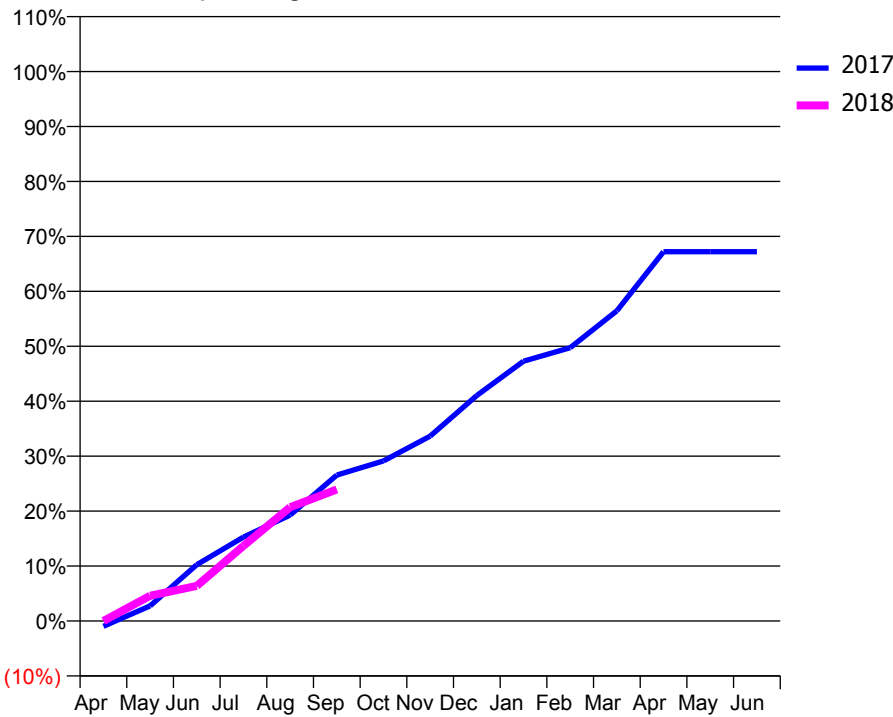
ACCESS*

Patients seen in 24 months	Total	Change since previous quarter
Quarter ending September 2016	464	
Quarter ending December 2016	418	↓
Quarter ending March 2017	422	→
Quarter ending June 2017	409	↓
Quarter ending September 2017	396	↓
Variance since September 2016	(14.7%)	↓



ACTIVITY

Cumulative percentage of contracted UDA delivered 2017 & 2018



Month	Adjusted Scheduled Activity (UDA)	
	2017	2018
April	-13	0
May	37	61
June	136	85
July	203	182
August	256	275
September	353	318
October	388	
November	447	
December	546	
January	629	
February	661	
March	751	
April	894	
May	894	
June	894	

QUALITY

	Quantity	Base Number	Contract	AT	Region	England
% of FP17s for the same patient ID Re-attending within 3 months - Children	4	117	3.4%	9.3%	11.4%	11.9%
% of FP17s for the same patient ID Re-attending within 3 months - Adults	10	122	8.2%	15.0%	15.7%	15.9%
% of FP17s for the same patient ID Re-attending between 3 & 9 months - Children	60	117	51.3%	59.5%	60.6%	58.1%
% of FP17s for the same patient ID Re-attending between 3 & 9 months - Adults	45	122	36.9%	51.2%	52.0%	50.6%
% of FP17s for Band 1 Urgent Courses	12	204	5.9%	9.6%	9.6%	9.1%
% of FP17s Relating to Free Repair or Replacements	0	204	0.0%	0.6%	0.7%	0.8%
% of FP17s Relating to Continuations	0	204	0.0%	0.9%	1.0%	1.1%
% of Patients satisfied with the dentistry they have received	1	1	N/A	90.4%	91.6%	91.4%
% of Patients satisfied with the time they had to wait for an appointment	1	1	N/A	87.3%	87.9%	87.7%

* This is based on patients treated on this contract for their most recent course of treatment. Figures in italics indicate the base number of FP17s or Patient Questionnaire responses are less than 100. N/A is shown where the base number of responses is less than 10 during the period. % is calculated as Quantity/Base number*100

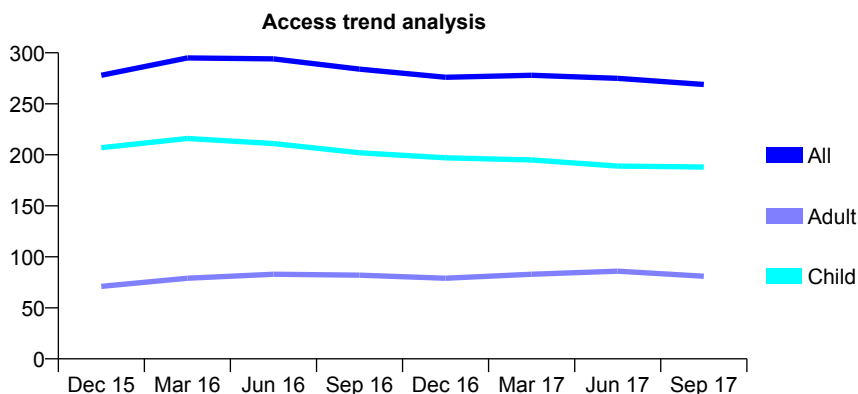
Q68 - Vital Signs At a Glance Contract Report for 745480/0001 - September 2017

Name or company name	MR GH BURGESS
Contract type name	GDS Contract
Purpose of contract	General
Contract start date	01/04/2006
Contract end date	

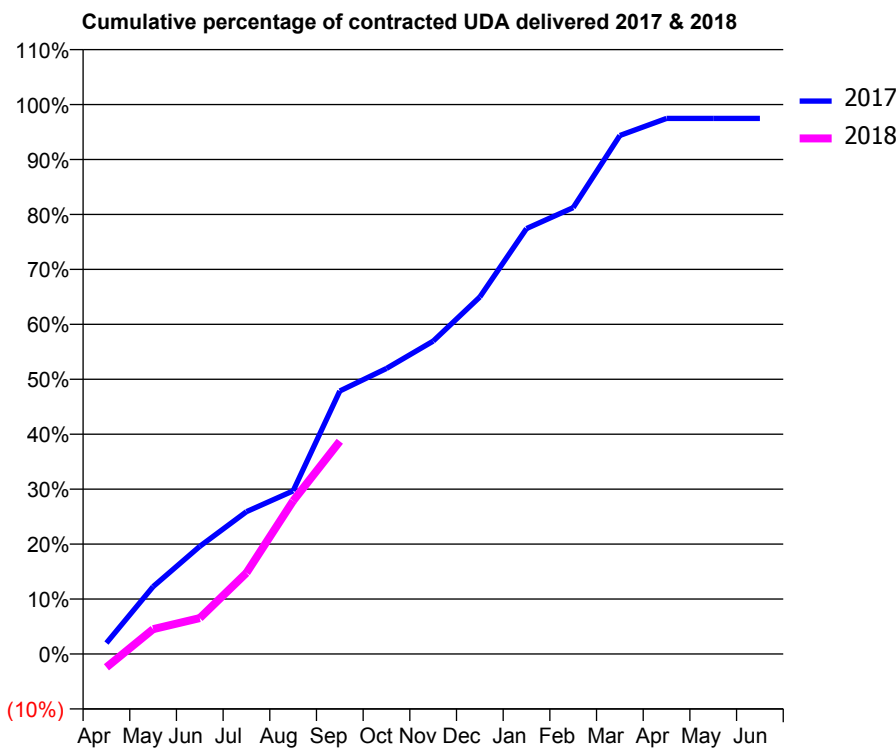
17/18 Contracted general activity (UDA)	450
Carry forward general activity (UDA)	11
17/18 Contracted orthodontic activity (UOA)	0
Carry forward orthodontic activity (UOA)	0
Baseline contract value	£9,882.37

ACCESS*

Patients seen in 24 months	Total	Change since previous quarter
Quarter ending September 2016	284	
Quarter ending December 2016	276	↓
Quarter ending March 2017	278	→
Quarter ending June 2017	275	↓
Quarter ending September 2017	269	↓
Variance since September 2016	(5.3%)	↓



ACTIVITY



Month	Adjusted Scheduled Activity (UDA)	
	2017	2018
April	9	-11
May	55	20
June	88	29
July	117	66
August	134	125
September	215	174
October	234	
November	256	
December	292	
January	348	
February	366	
March	425	
April	439	
May	439	
June	439	

QUALITY

	Quantity	Base Number	Contract	AT	Region	England
% of FP17s for the same patient ID Re-attending within 3 months - Children	1	107	0.9%	9.3%	11.4%	11.9%
% of FP17s for the same patient ID Re-attending within 3 months - Adults	3	41	7.3%	15.0%	15.7%	15.9%
% of FP17s for the same patient ID Re-attending between 3 & 9 months - Children	53	107	49.5%	59.5%	60.6%	58.1%
% of FP17s for the same patient ID Re-attending between 3 & 9 months - Adults	6	41	14.6%	51.2%	52.0%	50.6%
% of FP17s for Band 1 Urgent Courses	6	138	4.3%	9.6%	9.6%	9.1%
% of FP17s Relating to Free Repair or Replacements	0	138	0.0%	0.6%	0.7%	0.8%
% of FP17s Relating to Continuations	0	138	0.0%	0.9%	1.0%	1.1%
% of Patients satisfied with the dentistry they have received	0	0	N/A	90.4%	91.6%	91.4%
% of Patients satisfied with the time they had to wait for an appointment	0	0	N/A	87.3%	87.9%	87.7%

* This is based on patients treated on this contract for their most recent course of treatment. Figures in italics indicate the base number of FP17s or Patient Questionnaire responses are less than 100. N/A is shown where the base number of responses is less than 10 during the period. % is calculated as Quantity/Base number*100

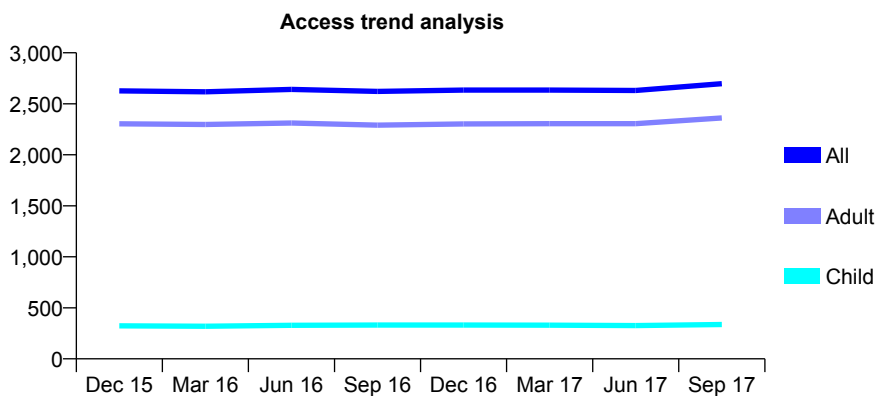
Q68 - Vital Signs At a Glance Contract Report for 748943/0001 - September 2017

Name or company name	MR JD BRODERICK
Contract type name	GDS Contract
Purpose of contract	General and Orthodontic
Contract start date	01/04/2006
Contract end date	

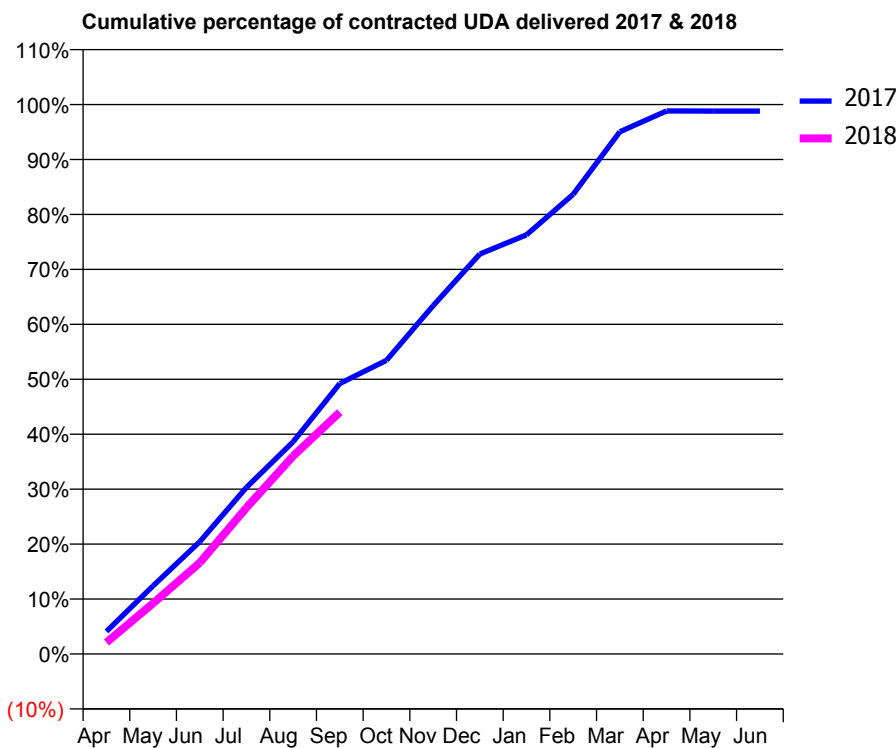
17/18 Contracted general activity (UDA)	9,070
Carry forward general activity (UDA)	109
17/18 Contracted orthodontic activity (UOA)	336
Carry forward orthodontic activity (UOA)	0
Baseline contract value	£232,495.12

ACCESS*

Patients seen in 24 months	Total	Change since previous quarter
Quarter ending September 2016	2,622	
Quarter ending December 2016	2,634	→
Quarter ending March 2017	2,635	→
Quarter ending June 2017	2,631	→
Quarter ending September 2017	2,697	↑
Variance since September 2016	2.9%	↑



ACTIVITY



Month	Adjusted Scheduled Activity (UDA)	
	2017	2018
April	373	190
May	1,127	838
June	1,854	1,507
July	2,750	2,417
August	3,502	3,266
September	4,466	3,992
October	4,847	
November	5,750	
December	6,601	
January	6,919	
February	7,588	
March	8,620	
April	8,964	
May	8,961	
June	8,961	

QUALITY

	Quantity	Base Number	Contract	AT	Region	England
% of FP17s for the same patient ID Re-attending within 3 months - Children	19	237	8.0%	9.3%	11.4%	11.9%
% of FP17s for the same patient ID Re-attending within 3 months - Adults	215	1,700	12.6%	15.0%	15.7%	15.9%
% of FP17s for the same patient ID Re-attending between 3 & 9 months - Children	114	237	48.1%	59.5%	60.6%	58.1%
% of FP17s for the same patient ID Re-attending between 3 & 9 months - Adults	898	1,700	52.8%	51.2%	52.0%	50.6%
% of FP17s for Band 1 Urgent Courses	108	1,820	5.9%	9.6%	9.6%	9.1%
% of FP17s Relating to Free Repair or Replacements	7	1,820	0.4%	0.6%	0.7%	0.8%
% of FP17s Relating to Continuations	31	1,820	1.7%	0.9%	1.0%	1.1%
% of Patients satisfied with the dentistry they have received	8	8	N/A	90.4%	91.6%	91.4%
% of Patients satisfied with the time they had to wait for an appointment	7	8	N/A	87.3%	87.9%	87.7%

* This is based on patients treated on this contract for their most recent course of treatment. Figures in italics indicate the base number of FP17s or Patient Questionnaire responses are less than 100. N/A is shown where the base number of responses is less than 10 during the period. % is calculated as Quantity/Base number*100

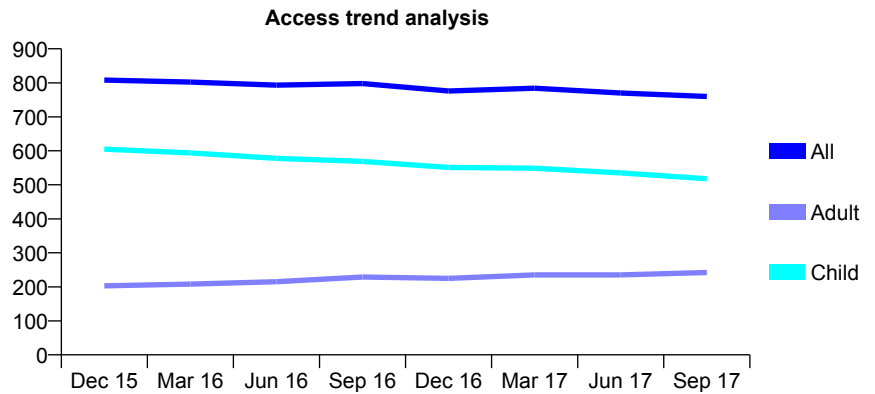
Q68 - Vital Signs At a Glance Contract Report for 748978/0001 - September 2017

Name or company name	MISS EH BLIGNAUT
Contract type name	GDS Contract
Purpose of contract	General
Contract start date	01/04/2006
Contract end date	

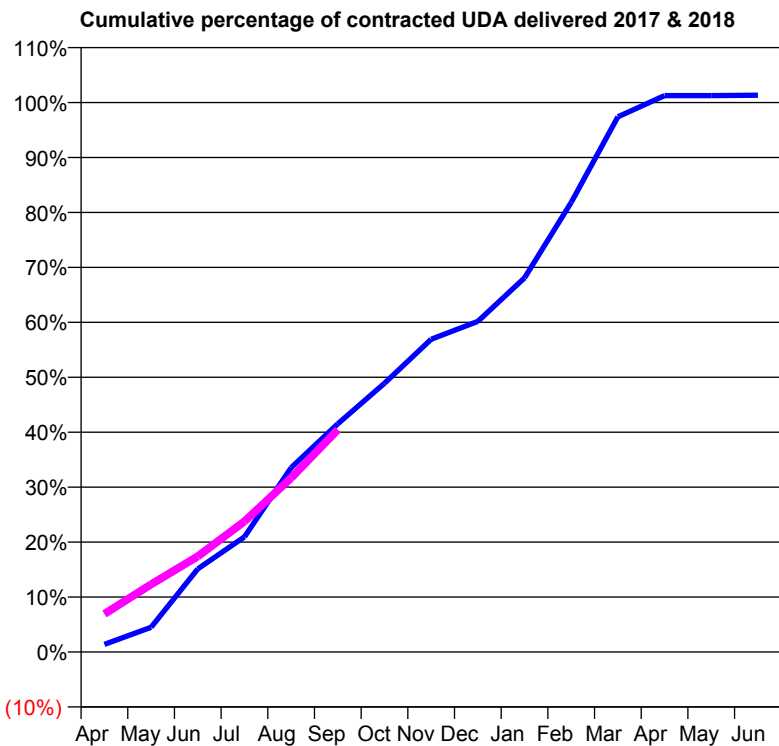
17/18 Contracted general activity (UDA)	1,733
Carry forward general activity (UDA)	-23
17/18 Contracted orthodontic activity (UOA)	0
Carry forward orthodontic activity (UOA)	0
Baseline contract value	£69,766.11

ACCESS*

Patients seen in 24 months	Total	Change since previous quarter
Quarter ending September 2016	798	
Quarter ending December 2016	776	↓
Quarter ending March 2017	784	→
Quarter ending June 2017	770	↓
Quarter ending September 2017	760	↓
Variance since September 2016	(4.8%)	↓



ACTIVITY



Month	Adjusted Scheduled Activity (UDA)	
	2017	2018
April	24	120
May	78	213
June	262	302
July	363	412
August	582	549
September	720	701
October	848	
November	987	
December	1,043	
January	1,180	
February	1,418	
March	1,688	
April	1,755	
May	1,755	
June	1,756	

QUALITY

	Quantity	Base Number	Contract	AT	Region	England
% of FP17s for the same patient ID Re-attending within 3 months - Children	30	398	7.5%	9.3%	11.4%	11.9%
% of FP17s for the same patient ID Re-attending within 3 months - Adults	10	75	13.3%	15.0%	15.7%	15.9%
% of FP17s for the same patient ID Re-attending between 3 & 9 months - Children	243	398	61.1%	59.5%	60.6%	58.1%
% of FP17s for the same patient ID Re-attending between 3 & 9 months - Adults	32	75	42.7%	51.2%	52.0%	50.6%
% of FP17s for Band 1 Urgent Courses	7	423	1.7%	9.6%	9.6%	9.1%
% of FP17s Relating to Free Repair or Replacements	0	423	0.0%	0.6%	0.7%	0.8%
% of FP17s Relating to Continuations	0	423	0.0%	0.9%	1.0%	1.1%
% of Patients satisfied with the dentistry they have received	0	0	N/A	90.4%	91.6%	91.4%
% of Patients satisfied with the time they had to wait for an appointment	0	0	N/A	87.3%	87.9%	87.7%

* This is based on patients treated on this contract for their most recent course of treatment. Figures in italics indicate the base number of FP17s or Patient Questionnaire responses are less than 100. N/A is shown where the base number of responses is less than 10 during the period. % is calculated as Quantity/Base number*100

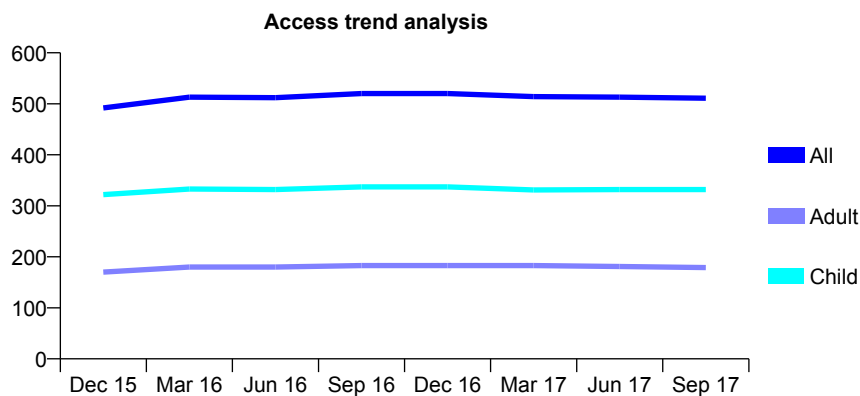
Q68 - Vital Signs At a Glance Contract Report for 751987/0001 - September 2017

Name or company name	MR DS RAJU
Contract type name	GDS Contract
Purpose of contract	General
Contract start date	01/08/2006
Contract end date	

17/18 Contracted general activity (UDA)	1,680
Carry forward general activity (UDA)	0
17/18 Contracted orthodontic activity (UOA)	0
Carry forward orthodontic activity (UOA)	0
Baseline contract value	£38,376.07

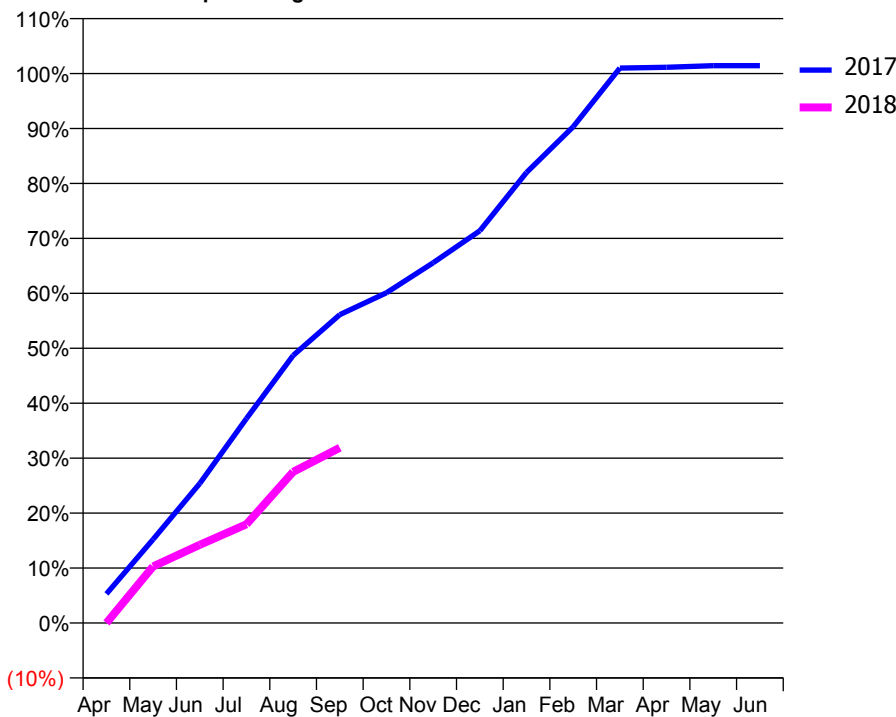
ACCESS*

Patients seen in 24 months	Total	Change since previous quarter
Quarter ending September 2016	520	
Quarter ending December 2016	520	→
Quarter ending March 2017	514	↓
Quarter ending June 2017	513	→
Quarter ending September 2017	511	→
Variance since September 2016	(1.7%)	↓



ACTIVITY

Cumulative percentage of contracted UDA delivered 2017 & 2018



Month	Adjusted Scheduled Activity (UDA)	
	2017	2018
April	72	0
May	208	173
June	347	239
July	508	302
August	665	462
September	766	536
October	821	
November	895	
December	975	
January	1,120	
February	1,234	
March	1,379	
April	1,381	
May	1,385	
June	1,385	

QUALITY

	Quantity	Base Number	Contract	AT	Region	England
% of FP17s for the same patient ID Re-attending within 3 months - Children	29	265	10.9%	9.3%	11.4%	11.9%
% of FP17s for the same patient ID Re-attending within 3 months - Adults	13	113	11.5%	15.0%	15.7%	15.9%
% of FP17s for the same patient ID Re-attending between 3 & 9 months - Children	190	265	71.7%	59.5%	60.6%	58.1%
% of FP17s for the same patient ID Re-attending between 3 & 9 months - Adults	80	113	70.8%	51.2%	52.0%	50.6%
% of FP17s for Band 1 Urgent Courses	20	374	5.3%	9.6%	9.6%	9.1%
% of FP17s Relating to Free Repair or Replacements	0	374	0.0%	0.6%	0.7%	0.8%
% of FP17s Relating to Continuations	0	374	0.0%	0.9%	1.0%	1.1%
% of Patients satisfied with the dentistry they have received	0	0	N/A	90.4%	91.6%	91.4%
% of Patients satisfied with the time they had to wait for an appointment	0	0	N/A	87.3%	87.9%	87.7%

* This is based on patients treated on this contract for their most recent course of treatment. Figures in italics indicate the base number of FP17s or Patient Questionnaire responses are less than 100. N/A is shown where the base number of responses is less than 10 during the period. % is calculated as Quantity/Base number*100

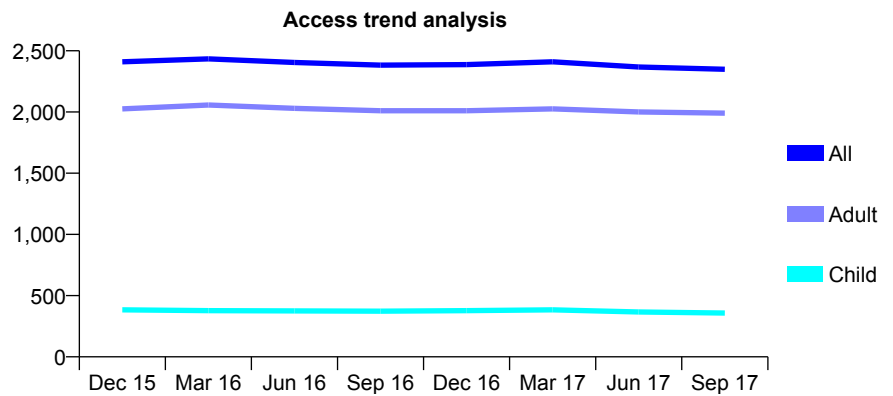
Q68 - Vital Signs At a Glance Contract Report for 754358/0001 - September 2017

Name or company name	MR TE CRONIN
Contract type name	GDS Contract
Purpose of contract	General
Contract start date	01/04/2006
Contract end date	

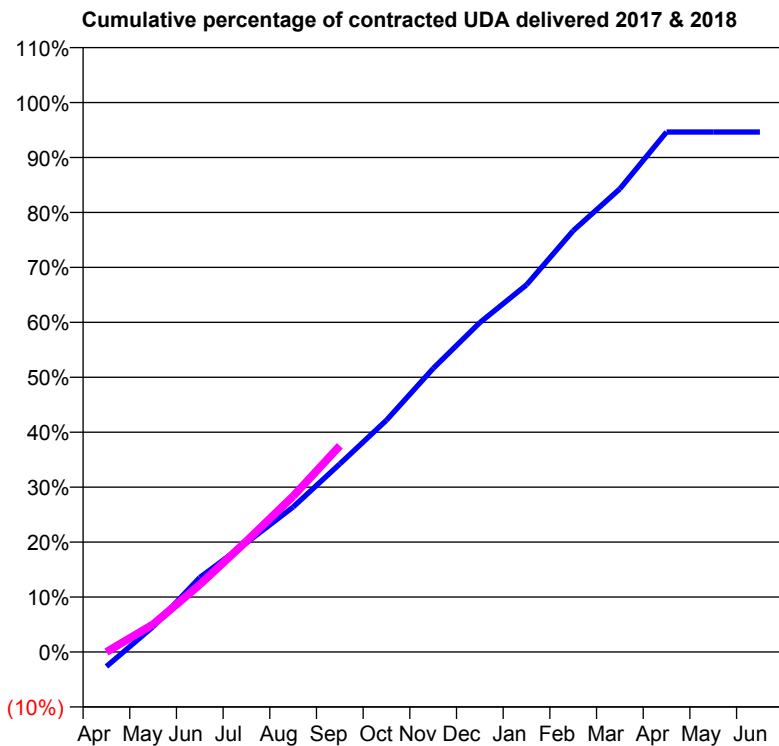
17/18 Contracted general activity (UDA)	9,110
Carry forward general activity (UDA)	0
17/18 Contracted orthodontic activity (UOA)	0
Carry forward orthodontic activity (UOA)	0
Baseline contract value	£220,722.51

ACCESS*

Patients seen in 24 months	Total	Change since previous quarter
Quarter ending September 2016	2,383	
Quarter ending December 2016	2,387	→
Quarter ending March 2017	2,410	→
Quarter ending June 2017	2,368	↓
Quarter ending September 2017	2,349	→
Variance since September 2016	(1.4%)	↓



ACTIVITY



Month	Adjusted Scheduled Activity (UDA)	
	2017	2018
April	-241	0
May	421	458
June	1,235	1,117
July	1,811	1,838
August	2,404	2,583
September	3,118	3,418
October	3,843	
November	4,702	
December	5,461	
January	6,087	
February	6,984	
March	7,680	
April	8,622	
May	8,622	
June	8,622	

QUALITY

	Quantity	Base Number	Contract	AT	Region	England
% of FP17s for the same patient ID Re-attending within 3 months - Children	11	206	5.3%	9.3%	11.4%	11.9%
% of FP17s for the same patient ID Re-attending within 3 months - Adults	180	1,495	12.0%	15.0%	15.7%	15.9%
% of FP17s for the same patient ID Re-attending between 3 & 9 months - Children	124	206	60.2%	59.5%	60.6%	58.1%
% of FP17s for the same patient ID Re-attending between 3 & 9 months - Adults	915	1,495	61.2%	51.2%	52.0%	50.6%
% of FP17s for Band 1 Urgent Courses	82	1,369	6.0%	9.6%	9.6%	9.1%
% of FP17s Relating to Free Repair or Replacements	6	1,369	0.4%	0.6%	0.7%	0.8%
% of FP17s Relating to Continuations	25	1,369	1.8%	0.9%	1.0%	1.1%
% of Patients satisfied with the dentistry they have received	7	9	N/A	90.4%	91.6%	91.4%
% of Patients satisfied with the time they had to wait for an appointment	9	9	N/A	87.3%	87.9%	87.7%

* This is based on patients treated on this contract for their most recent course of treatment. Figures in italics indicate the base number of FP17s or Patient Questionnaire responses are less than 100. N/A is shown where the base number of responses is less than 10 during the period. % is calculated as Quantity/Base number*100

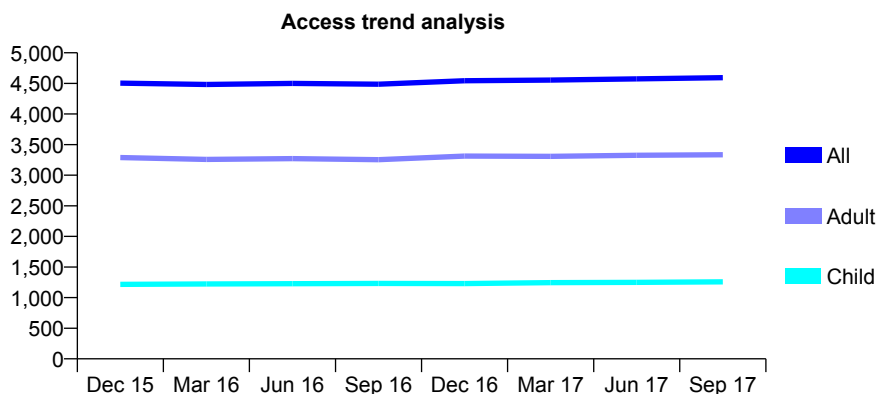
Q68 - Vital Signs At a Glance Contract Report for 755389/0001 - September 2017

Name or company name	MR SD KELL
Contract type name	GDS Contract
Purpose of contract	General
Contract start date	01/08/2007
Contract end date	

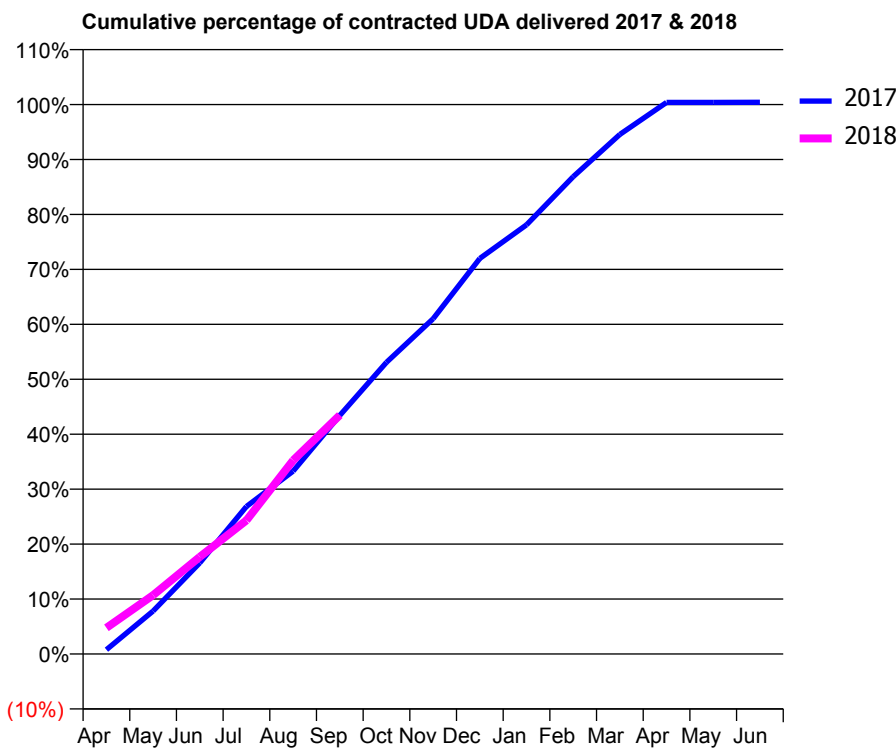
17/18 Contracted general activity (UDA)	12,216
Carry forward general activity (UDA)	-48
17/18 Contracted orthodontic activity (UOA)	0
Carry forward orthodontic activity (UOA)	0
Baseline contract value	£291,330.58

ACCESS*

Patients seen in 24 months	Total	Change since previous quarter
Quarter ending September 2016	4,487	
Quarter ending December 2016	4,543	→
Quarter ending March 2017	4,555	→
Quarter ending June 2017	4,575	→
Quarter ending September 2017	4,594	→
Variance since September 2016	2.4%	↑



ACTIVITY



Month	Adjusted Scheduled Activity (UDA)	
	2017	2018
April	96	583
May	957	1,309
June	2,025	2,160
July	3,280	2,972
August	4,066	4,305
September	5,304	5,310
October	6,486	
November	7,454	
December	8,793	
January	9,540	
February	10,611	
March	11,552	
April	12,262	
May	12,262	
June	12,264	

QUALITY

	Quantity	Base Number	Contract	AT	Region	England
% of FP17s for the same patient ID Re-attending within 3 months - Children	60	1,053	5.7%	9.3%	11.4%	11.9%
% of FP17s for the same patient ID Re-attending within 3 months - Adults	353	2,660	13.3%	15.0%	15.7%	15.9%
% of FP17s for the same patient ID Re-attending between 3 & 9 months - Children	704	1,053	66.9%	59.5%	60.6%	58.1%
% of FP17s for the same patient ID Re-attending between 3 & 9 months - Adults	1,654	2,660	62.2%	51.2%	52.0%	50.6%
% of FP17s for Band 1 Urgent Courses	164	2,837	5.8%	9.6%	9.6%	9.1%
% of FP17s Relating to Free Repair or Replacements	25	2,837	0.9%	0.6%	0.7%	0.8%
% of FP17s Relating to Continuations	5	2,837	0.2%	0.9%	1.0%	1.1%
% of Patients satisfied with the dentistry they have received	9	11	81.8%	90.4%	91.6%	91.4%
% of Patients satisfied with the time they had to wait for an appointment	9	11	81.8%	87.3%	87.9%	87.7%

* This is based on patients treated on this contract for their most recent course of treatment. Figures in italics indicate the base number of FP17s or Patient Questionnaire responses are less than 100. N/A is shown where the base number of responses is less than 10 during the period. % is calculated as Quantity/Base number*100

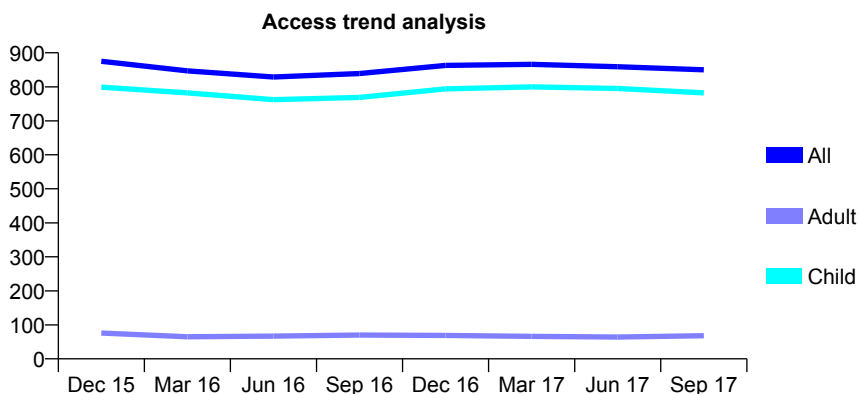
Q68 - Vital Signs At a Glance Contract Report for 762113/0001 - September 2017

Name or company name	MR M SABAH
Contract type name	GDS Contract
Purpose of contract	General
Contract start date	01/04/2006
Contract end date	

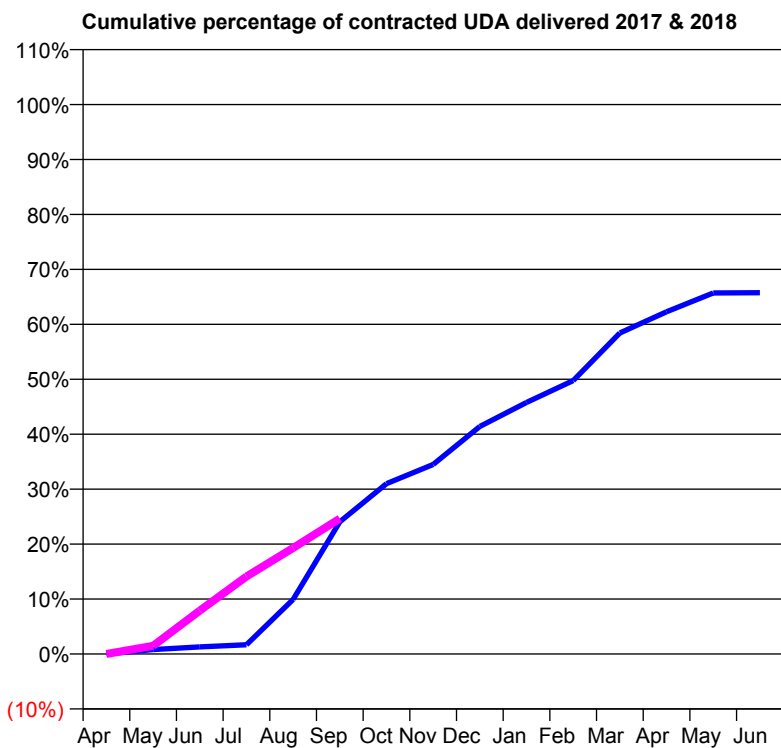
17/18 Contracted general activity (UDA)	2,397
Carry forward general activity (UDA)	0
17/18 Contracted orthodontic activity (UOA)	0
Carry forward orthodontic activity (UOA)	0
Baseline contract value	£50,754.72

ACCESS*

Patients seen in 24 months	Total	Change since previous quarter
Quarter ending September 2016	839	
Quarter ending December 2016	863	↑
Quarter ending March 2017	866	→
Quarter ending June 2017	859	→
Quarter ending September 2017	850	↓
Variance since September 2016	1.3%	→



ACTIVITY



Month	Adjusted Scheduled Activity (UDA)	
	2017	2018
April	0	0
May	19	36
June	31	189
July	40	338
August	238	463
September	577	591
October	743	
November	827	
December	993	
January	1,098	
February	1,193	
March	1,401	
April	1,493	
May	1,575	
June	1,576	

QUALITY

	Quantity	Base Number	Contract	AT	Region	England
% of FP17s for the same patient ID Re-attending within 3 months - Children	27	560	4.8%	9.3%	11.4%	11.9%
% of FP17s for the same patient ID Re-attending within 3 months - Adults	0	16	0.0%	15.0%	15.7%	15.9%
% of FP17s for the same patient ID Re-attending between 3 & 9 months - Children	326	560	58.2%	59.5%	60.6%	58.1%
% of FP17s for the same patient ID Re-attending between 3 & 9 months - Adults	12	16	75.0%	51.2%	52.0%	50.6%
% of FP17s for Band 1 Urgent Courses	14	457	3.1%	9.6%	9.6%	9.1%
% of FP17s Relating to Free Repair or Replacements	0	457	0.0%	0.6%	0.7%	0.8%
% of FP17s Relating to Continuations	0	457	0.0%	0.9%	1.0%	1.1%
% of Patients satisfied with the dentistry they have received	0	0	N/A	90.4%	91.6%	91.4%
% of Patients satisfied with the time they had to wait for an appointment	0	0	N/A	87.3%	87.9%	87.7%

* This is based on patients treated on this contract for their most recent course of treatment. Figures in italics indicate the base number of FP17s or Patient Questionnaire responses are less than 100. N/A is shown where the base number of responses is less than 10 during the period. % is calculated as Quantity/Base number*100

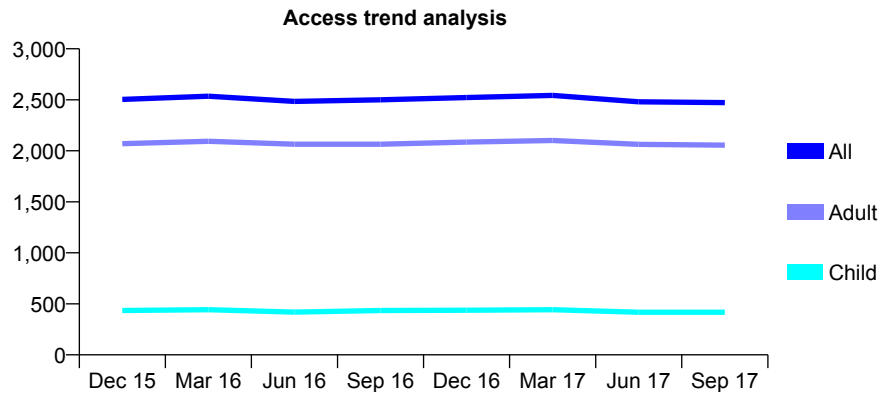
Q68 - Vital Signs At a Glance Contract Report for 762369/0001 - September 2017

Name or company name	MR F DIRAKVAND
Contract type name	GDS Contract
Purpose of contract	General
Contract start date	01/04/2006
Contract end date	

17/18 Contracted general activity (UDA)	8,356
Carry forward general activity (UDA)	-38
17/18 Contracted orthodontic activity (UOA)	0
Carry forward orthodontic activity (UOA)	0
Baseline contract value	£208,469.56

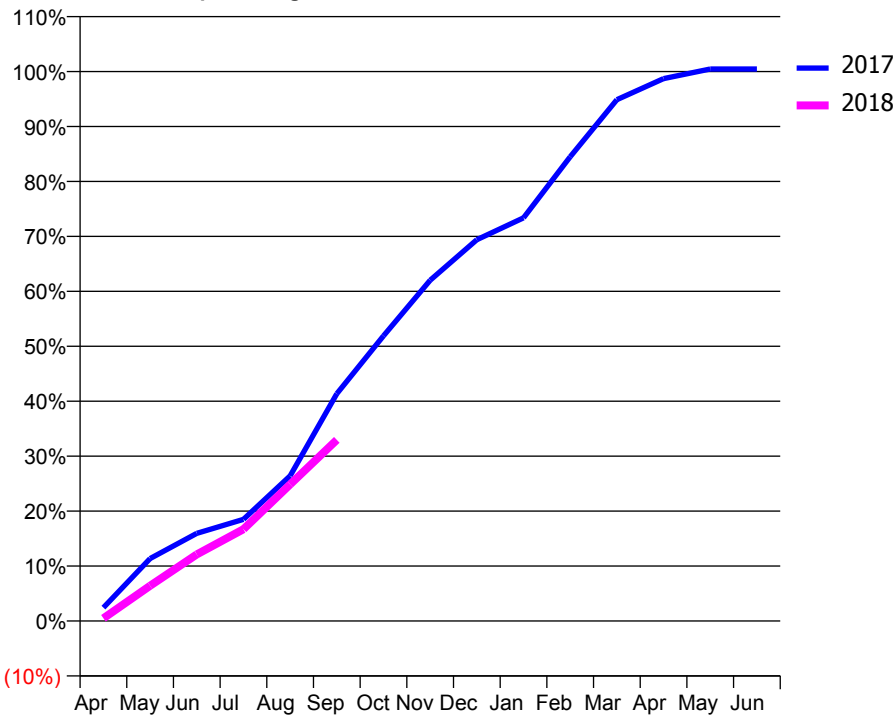
ACCESS*

Patients seen in 24 months	Total	Change since previous quarter
Quarter ending September 2016	2,500	
Quarter ending December 2016	2,522	→
Quarter ending March 2017	2,543	→
Quarter ending June 2017	2,480	↓
Quarter ending September 2017	2,473	→
Variance since September 2016	(1.1%)	↓



ACTIVITY

Cumulative percentage of contracted UDA delivered 2017 & 2018



Month	Adjusted Scheduled Activity (UDA)	
	2017	2018
April	203	41
May	950	537
June	1,333	1,012
July	1,547	1,396
August	2,207	2,077
September	3,457	2,755
October	4,335	
November	5,182	
December	5,797	
January	6,131	
February	7,060	
March	7,927	
April	8,249	
May	8,393	
June	8,393	

QUALITY

	Quantity	Base Number	Contract	AT	Region	England
% of FP17s for the same patient ID Re-attending within 3 months - Children	14	234	6.0%	9.3%	11.4%	11.9%
% of FP17s for the same patient ID Re-attending within 3 months - Adults	95	1,175	8.1%	15.0%	15.7%	15.9%
% of FP17s for the same patient ID Re-attending between 3 & 9 months - Children	141	234	60.3%	59.5%	60.6%	58.1%
% of FP17s for the same patient ID Re-attending between 3 & 9 months - Adults	725	1,175	61.7%	51.2%	52.0%	50.6%
% of FP17s for Band 1 Urgent Courses	35	1,221	2.9%	9.6%	9.6%	9.1%
% of FP17s Relating to Free Repair or Replacements	8	1,221	0.7%	0.6%	0.7%	0.8%
% of FP17s Relating to Continuations	0	1,221	0.0%	0.9%	1.0%	1.1%
% of Patients satisfied with the dentistry they have received	2	3	N/A	90.4%	91.6%	91.4%
% of Patients satisfied with the time they had to wait for an appointment	2	3	N/A	87.3%	87.9%	87.7%

* This is based on patients treated on this contract for their most recent course of treatment. Figures in italics indicate the base number of FP17s or Patient Questionnaire responses are less than 100. N/A is shown where the base number of responses is less than 10 during the period. % is calculated as Quantity/Base number*100

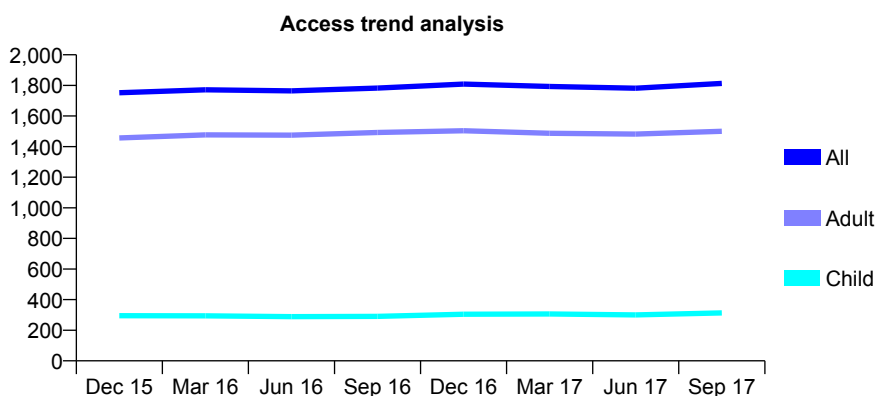
Q68 - Vital Signs At a Glance Contract Report for 763233/0001 - September 2017

Name or company name	MR H MOTAMEDI
Contract type name	GDS Contract
Purpose of contract	General
Contract start date	01/04/2006
Contract end date	

17/18 Contracted general activity (UDA)	7,159
Carry forward general activity (UDA)	0
17/18 Contracted orthodontic activity (UOA)	0
Carry forward orthodontic activity (UOA)	0
Baseline contract value	£178,875.08

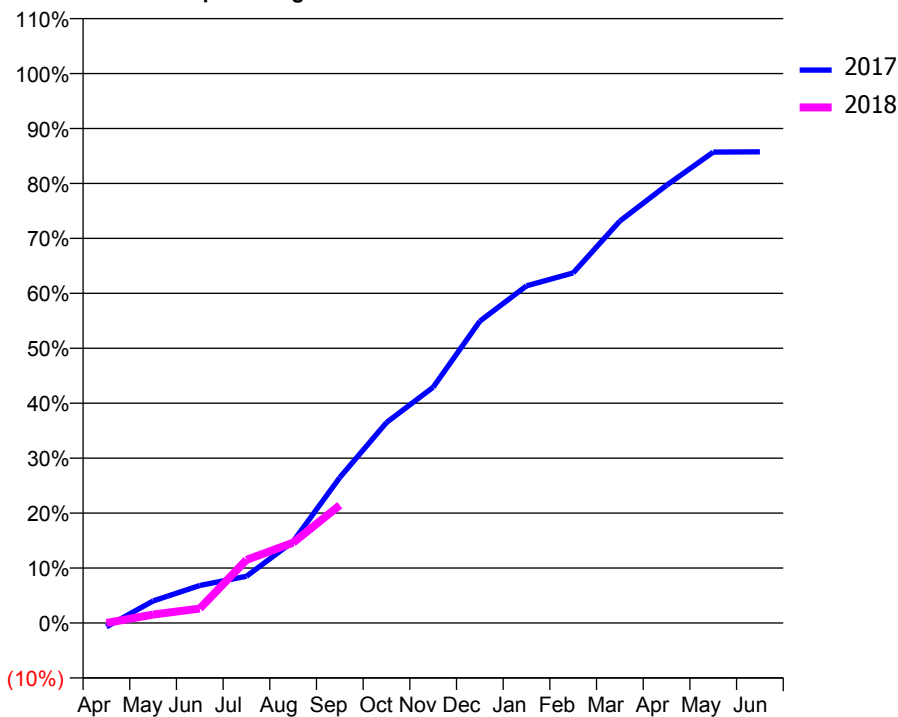
ACCESS*

Patients seen in 24 months	Total	Change since previous quarter
Quarter ending September 2016	1,783	
Quarter ending December 2016	1,809	→
Quarter ending March 2017	1,793	→
Quarter ending June 2017	1,782	→
Quarter ending September 2017	1,813	→
Variance since September 2016	1.7%	→



ACTIVITY

Cumulative percentage of contracted UDA delivered 2017 & 2018



Adjusted Scheduled Activity (UDA)		
Month	2017	2018
April	-52	0
May	287	111
June	488	188
July	609	823
August	1,062	1,046
September	1,897	1,535
October	2,611	
November	3,073	
December	3,932	
January	4,393	
February	4,562	
March	5,236	
April	5,703	
May	6,135	
June	6,138	

QUALITY

	Quantity	Base Number	Contract	AT	Region	England
% of FP17s for the same patient ID Re-attending within 3 months - Children	5	159	3.1%	9.3%	11.4%	11.9%
% of FP17s for the same patient ID Re-attending within 3 months - Adults	74	834	8.9%	15.0%	15.7%	15.9%
% of FP17s for the same patient ID Re-attending between 3 & 9 months - Children	67	159	42.1%	59.5%	60.6%	58.1%
% of FP17s for the same patient ID Re-attending between 3 & 9 months - Adults	466	834	55.9%	51.2%	52.0%	50.6%
% of FP17s for Band 1 Urgent Courses	8	688	1.2%	9.6%	9.6%	9.1%
% of FP17s Relating to Free Repair or Replacements	0	688	0.0%	0.6%	0.7%	0.8%
% of FP17s Relating to Continuations	0	688	0.0%	0.9%	1.0%	1.1%
% of Patients satisfied with the dentistry they have received	14	14	100.0%	90.4%	91.6%	91.4%
% of Patients satisfied with the time they had to wait for an appointment	14	14	100.0%	87.3%	87.9%	87.7%

* This is based on patients treated on this contract for their most recent course of treatment. Figures in italics indicate the base number of FP17s or Patient Questionnaire responses are less than 100. N/A is shown where the base number of responses is less than 10 during the period. % is calculated as Quantity/Base number*100

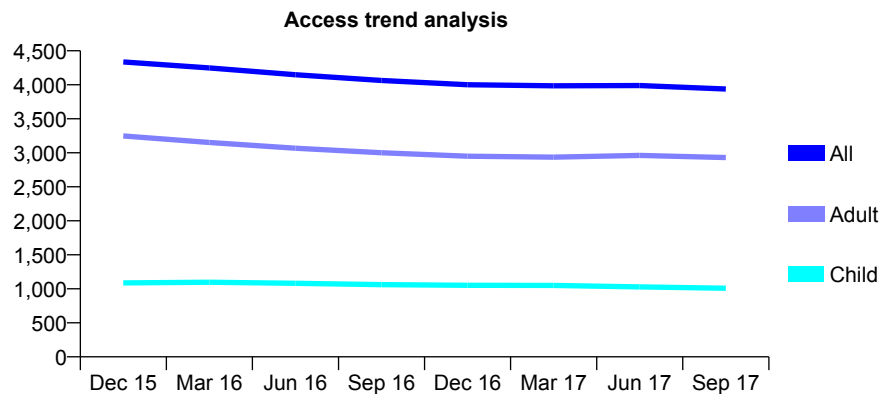
Q68 - Vital Signs At a Glance Contract Report for 763535/0002 - September 2017

Name or company name	MR A SAMI
Contract type name	GDS Contract
Purpose of contract	General
Contract start date	01/12/2006
Contract end date	

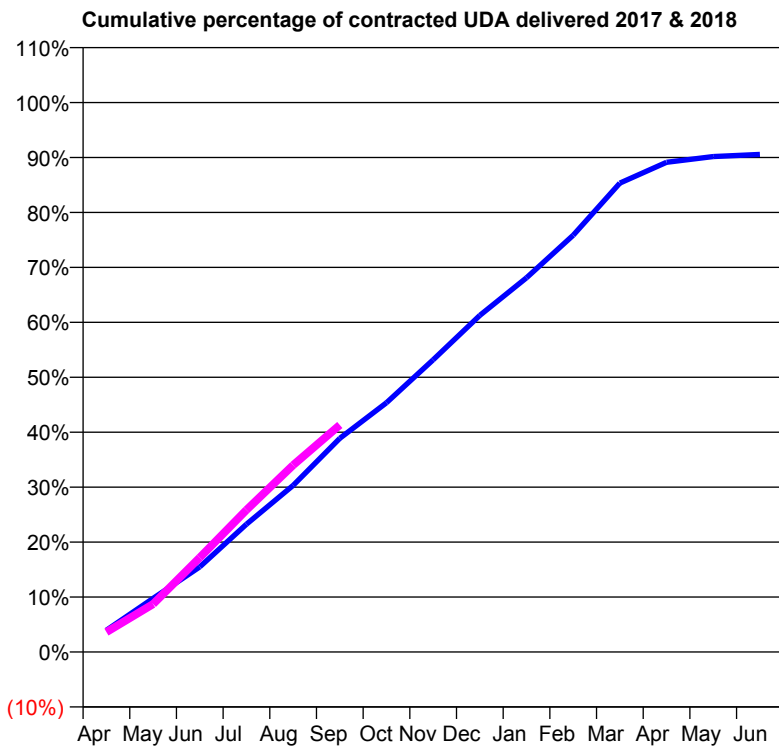
17/18 Contracted general activity (UDA)	10,310
Carry forward general activity (UDA)	0
17/18 Contracted orthodontic activity (UOA)	0
Carry forward orthodontic activity (UOA)	0
Baseline contract value	£244,447.87

ACCESS*

Patients seen in 24 months	Total	Change since previous quarter
Quarter ending September 2016	4,063	
Quarter ending December 2016	4,001	↓
Quarter ending March 2017	3,986	→
Quarter ending June 2017	3,990	→
Quarter ending September 2017	3,939	↓
Variance since September 2016	(3.1%)	↓



ACTIVITY



Month	Adjusted Scheduled Activity (UDA)	
	2017	2018
April	410	373
May	1,006	899
June	1,598	1,773
July	2,397	2,665
August	3,127	3,506
September	4,009	4,260
October	4,678	
November	5,484	
December	6,315	
January	7,022	
February	7,821	
March	8,797	
April	9,189	
May	9,297	
June	9,336	

QUALITY

	Quantity	Base Number	Contract	AT	Region	England
% of FP17s for the same patient ID Re-attending within 3 months - Children	40	585	6.8%	9.3%	11.4%	11.9%
% of FP17s for the same patient ID Re-attending within 3 months - Adults	244	1,510	16.2%	15.0%	15.7%	15.9%
% of FP17s for the same patient ID Re-attending between 3 & 9 months - Children	274	585	46.8%	59.5%	60.6%	58.1%
% of FP17s for the same patient ID Re-attending between 3 & 9 months - Adults	524	1,510	34.7%	51.2%	52.0%	50.6%
% of FP17s for Band 1 Urgent Courses	168	1,899	8.8%	9.6%	9.6%	9.1%
% of FP17s Relating to Free Repair or Replacements	8	1,899	0.4%	0.6%	0.7%	0.8%
% of FP17s Relating to Continuations	64	1,899	3.4%	0.9%	1.0%	1.1%
% of Patients satisfied with the dentistry they have received	4	4	N/A	90.4%	91.6%	91.4%
% of Patients satisfied with the time they had to wait for an appointment	4	4	N/A	87.3%	87.9%	87.7%

* This is based on patients treated on this contract for their most recent course of treatment. Figures in italics indicate the base number of FP17s or Patient Questionnaire responses are less than 100. N/A is shown where the base number of responses is less than 10 during the period. % is calculated as Quantity/Base number*100

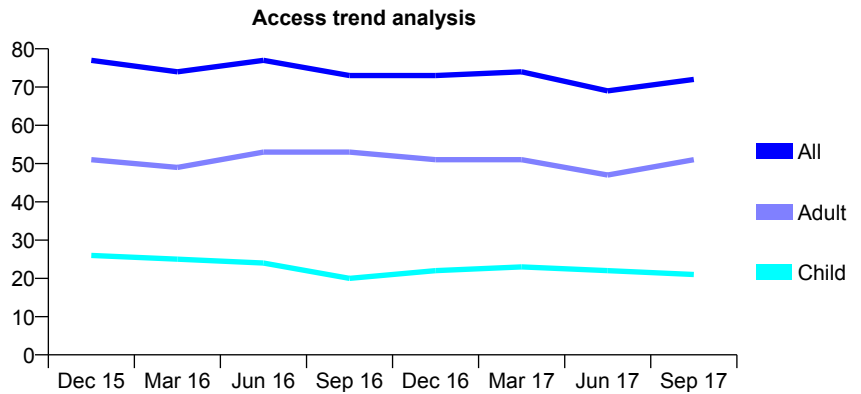
Q68 - Vital Signs At a Glance Contract Report for 767824/0001 - September 2017

Name or company name	MR JF JORDAAN
Contract type name	GDS Contract
Purpose of contract	General
Contract start date	01/04/2006
Contract end date	

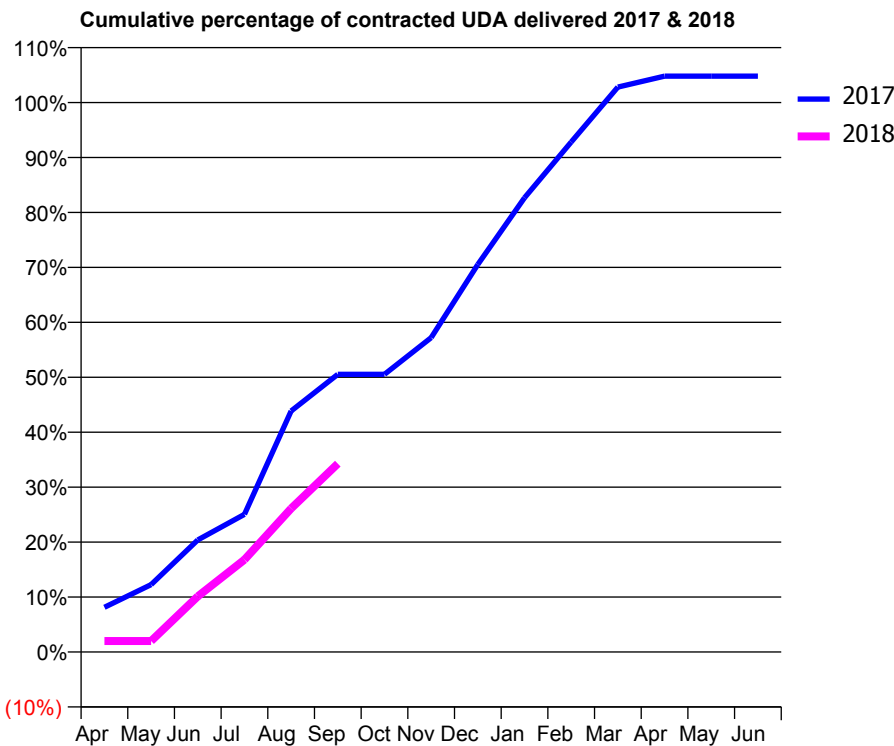
17/18 Contracted general activity (UDA)	150
Carry forward general activity (UDA)	-3
17/18 Contracted orthodontic activity (UOA)	0
Carry forward orthodontic activity (UOA)	0
Baseline contract value	£3,844.86

ACCESS*

Patients seen in 24 months	Total	Change since previous quarter
Quarter ending September 2016	73	
Quarter ending December 2016	73	→
Quarter ending March 2017	74	→
Quarter ending June 2017	69	↓
Quarter ending September 2017	72	↑
Variance since September 2016	(1.4%)	↓



ACTIVITY



Month	Adjusted Scheduled Activity (UDA)	
	2017	2018
April	12	3
May	18	3
June	31	15
July	38	25
August	66	39
September	76	51
October	76	
November	86	
December	106	
January	124	
February	139	
March	154	
April	157	
May	157	
June	157	

QUALITY

	Quantity	Base Number	Contract	AT	Region	England
% of FP17s for the same patient ID Re-attending within 3 months - Children	1	12	8.3%	9.3%	11.4%	11.9%
% of FP17s for the same patient ID Re-attending within 3 months - Adults	1	21	4.8%	15.0%	15.7%	15.9%
% of FP17s for the same patient ID Re-attending between 3 & 9 months - Children	5	12	41.7%	59.5%	60.6%	58.1%
% of FP17s for the same patient ID Re-attending between 3 & 9 months - Adults	9	21	42.9%	51.2%	52.0%	50.6%
% of FP17s for Band 1 Urgent Courses	2	32	6.3%	9.6%	9.6%	9.1%
% of FP17s Relating to Free Repair or Replacements	0	32	0.0%	0.6%	0.7%	0.8%
% of FP17s Relating to Continuations	0	32	0.0%	0.9%	1.0%	1.1%
% of Patients satisfied with the dentistry they have received	0	0	N/A	90.4%	91.6%	91.4%
% of Patients satisfied with the time they had to wait for an appointment	0	0	N/A	87.3%	87.9%	87.7%

* This is based on patients treated on this contract for their most recent course of treatment. Figures in italics indicate the base number of FP17s or Patient Questionnaire responses are less than 100. N/A is shown where the base number of responses is less than 10 during the period. % is calculated as Quantity/Base number*100

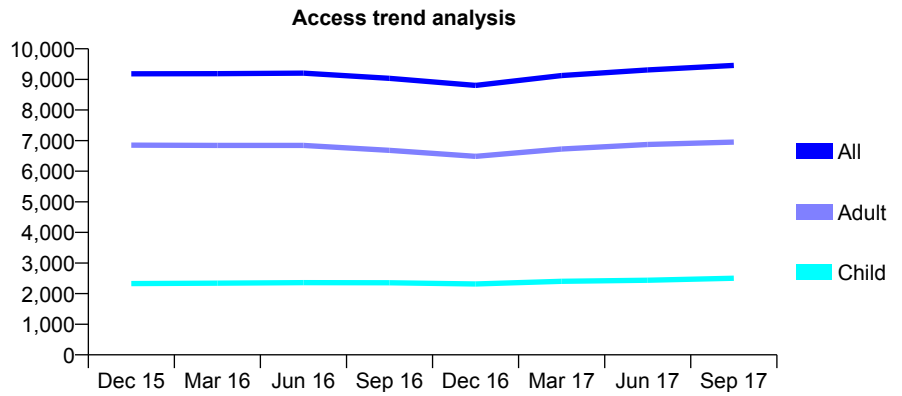
Q68 - Vital Signs At a Glance Contract Report for 772100/0001 - September 2017

Name or company name	MR BM SILVA
Contract type name	GDS Contract
Purpose of contract	General
Contract start date	01/04/2006
Contract end date	

17/18 Contracted general activity (UDA)	29,792
Carry forward general activity (UDA)	0
17/18 Contracted orthodontic activity (UOA)	0
Carry forward orthodontic activity (UOA)	0
Baseline contract value	£771,025.82

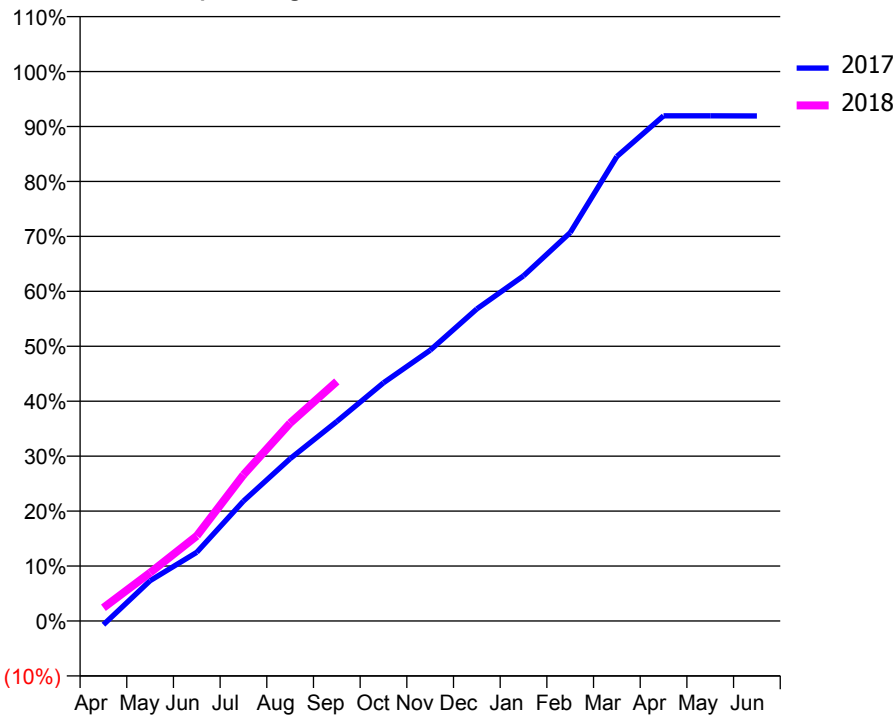
ACCESS*

Patients seen in 24 months	Total	Change since previous quarter
Quarter ending September 2016	9,036	
Quarter ending December 2016	8,803	↓
Quarter ending March 2017	9,128	↑
Quarter ending June 2017	9,310	→
Quarter ending September 2017	9,458	→
Variance since September 2016	4.7%	↑



ACTIVITY

Cumulative percentage of contracted UDA delivered 2017 & 2018



Month	Adjusted Scheduled Activity (UDA)	
	2017	2018
April	-209	718
May	2,186	2,619
June	3,725	4,618
July	6,504	7,929
August	8,803	10,730
September	10,821	12,984
October	12,913	
November	14,682	
December	16,918	
January	18,714	
February	21,054	
March	25,187	
April	27,392	
May	27,387	
June	27,385	

QUALITY

	Quantity	Base Number	Contract	AT	Region	England
% of FP17s for the same patient ID Re-attending within 3 months - Children	115	1,723	6.7%	9.3%	11.4%	11.9%
% of FP17s for the same patient ID Re-attending within 3 months - Adults	538	4,620	11.6%	15.0%	15.7%	15.9%
% of FP17s for the same patient ID Re-attending between 3 & 9 months - Children	1,015	1,723	58.9%	59.5%	60.6%	58.1%
% of FP17s for the same patient ID Re-attending between 3 & 9 months - Adults	2,458	4,620	53.2%	51.2%	52.0%	50.6%
% of FP17s for Band 1 Urgent Courses	383	5,685	6.7%	9.6%	9.6%	9.1%
% of FP17s Relating to Free Repair or Replacements	22	5,685	0.4%	0.6%	0.7%	0.8%
% of FP17s Relating to Continuations	5	5,685	0.1%	0.9%	1.0%	1.1%
% of Patients satisfied with the dentistry they have received	13	14	92.9%	90.4%	91.6%	91.4%
% of Patients satisfied with the time they had to wait for an appointment	9	14	64.3%	87.3%	87.9%	87.7%

* This is based on patients treated on this contract for their most recent course of treatment. Figures in italics indicate the base number of FP17s or Patient Questionnaire responses are less than 100. N/A is shown where the base number of responses is less than 10 during the period. % is calculated as Quantity/Base number*100

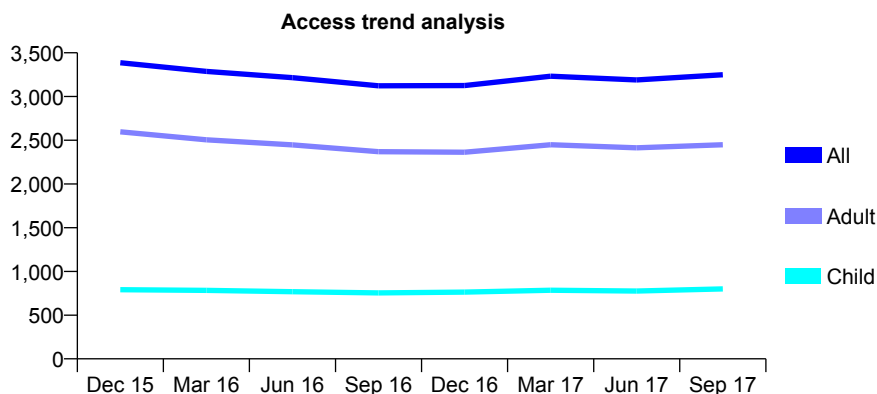
Q68 - Vital Signs At a Glance Contract Report for 772100/0003 - September 2017

Name or company name	MR BM SILVA
Contract type name	GDS Contract
Purpose of contract	General
Contract start date	06/02/2012
Contract end date	

17/18 Contracted general activity (UDA)	10,000
Carry forward general activity (UDA)	-115
17/18 Contracted orthodontic activity (UOA)	0
Carry forward orthodontic activity (UOA)	0
Baseline contract value	£222,833.90

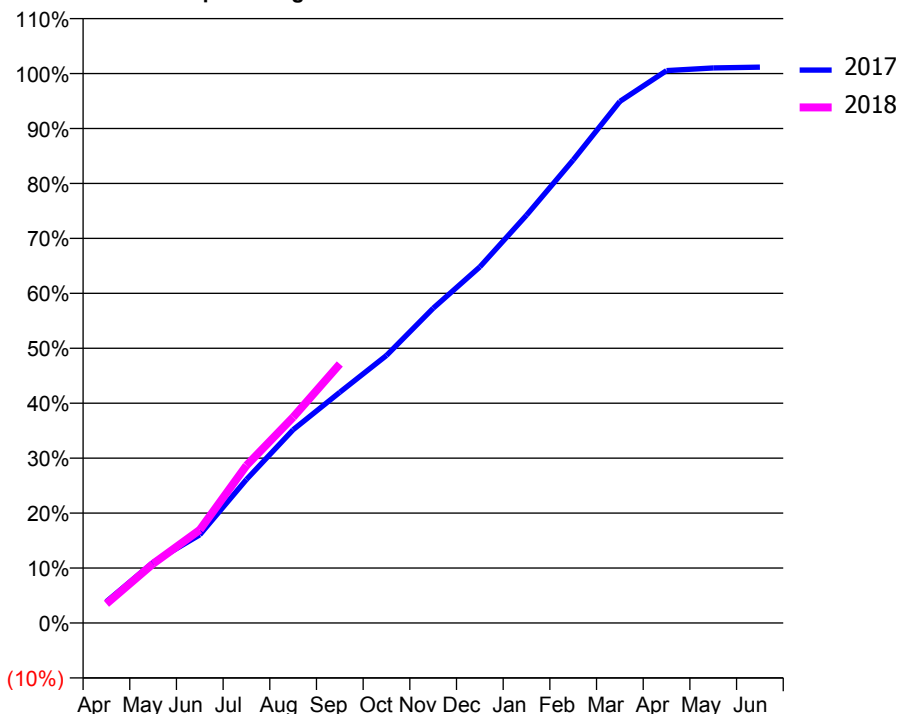
ACCESS*

Patients seen in 24 months	Total	Change since previous quarter
Quarter ending September 2016	3,123	
Quarter ending December 2016	3,126	→
Quarter ending March 2017	3,232	↑
Quarter ending June 2017	3,190	↓
Quarter ending September 2017	3,249	→
Variance since September 2016	4.0%	↑



ACTIVITY

Cumulative percentage of contracted UDA delivered 2017 & 2018



Month	Adjusted Scheduled Activity (UDA)	
	2017	2018
April	390	350
May	1,102	1,079
June	1,605	1,696
July	2,612	2,867
August	3,517	3,745
September	4,199	4,714
October	4,868	
November	5,728	
December	6,480	
January	7,423	
February	8,427	
March	9,492	
April	10,054	
May	10,102	
June	10,115	

QUALITY

	Quantity	Base Number	Contract	AT	Region	England
% of FP17s for the same patient ID Re-attending within 3 months - Children	33	556	5.9%	9.3%	11.4%	11.9%
% of FP17s for the same patient ID Re-attending within 3 months - Adults	274	1,811	15.1%	15.0%	15.7%	15.9%
% of FP17s for the same patient ID Re-attending between 3 & 9 months - Children	300	556	54.0%	59.5%	60.6%	58.1%
% of FP17s for the same patient ID Re-attending between 3 & 9 months - Adults	1,010	1,811	55.8%	51.2%	52.0%	50.6%
% of FP17s for Band 1 Urgent Courses	238	2,157	11.0%	9.6%	9.6%	9.1%
% of FP17s Relating to Free Repair or Replacements	6	2,157	0.3%	0.6%	0.7%	0.8%
% of FP17s Relating to Continuations	11	2,157	0.5%	0.9%	1.0%	1.1%
% of Patients satisfied with the dentistry they have received	5	5	N/A	90.4%	91.6%	91.4%
% of Patients satisfied with the time they had to wait for an appointment	5	5	N/A	87.3%	87.9%	87.7%

* This is based on patients treated on this contract for their most recent course of treatment. Figures in italics indicate the base number of FP17s or Patient Questionnaire responses are less than 100. N/A is shown where the base number of responses is less than 10 during the period. % is calculated as Quantity/Base number*100

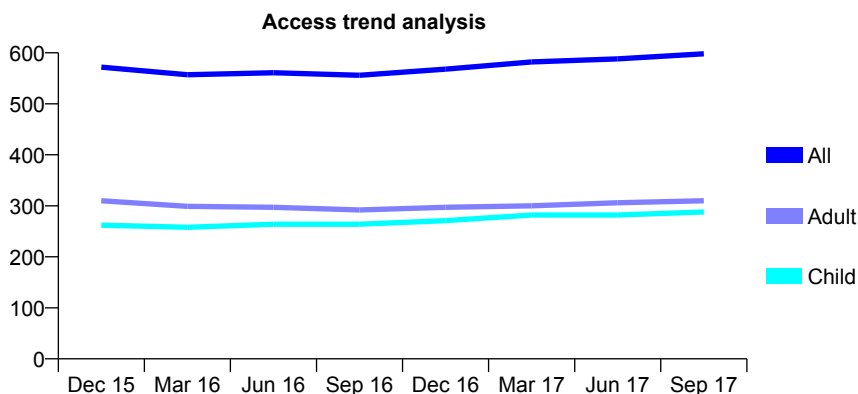
Q68 - Vital Signs At a Glance Contract Report for 776327/0001 - September 2017

Name or company name	MS S BARAHIMI
Contract type name	GDS Contract
Purpose of contract	General
Contract start date	01/10/2012
Contract end date	

17/18 Contracted general activity (UDA)	1,334
Carry forward general activity (UDA)	-27
17/18 Contracted orthodontic activity (UOA)	0
Carry forward orthodontic activity (UOA)	0
Baseline contract value	£29,982.08

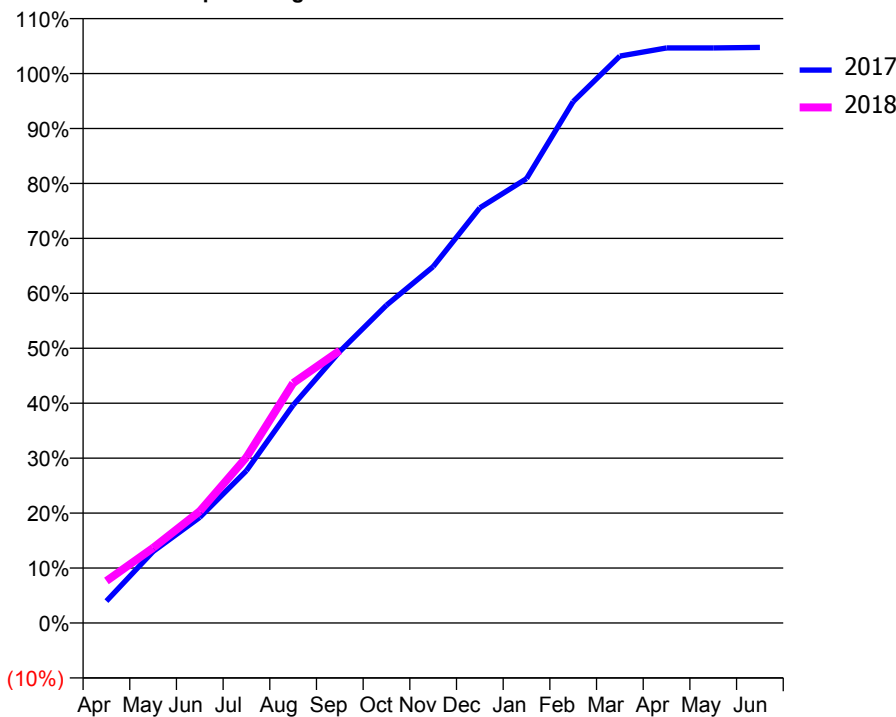
ACCESS*

Patients seen in 24 months	Total	Change since previous quarter
Quarter ending September 2016	556	
Quarter ending December 2016	568	↑
Quarter ending March 2017	582	↑
Quarter ending June 2017	588	→
Quarter ending September 2017	598	→
Variance since September 2016	7.6%	↑



ACTIVITY

Cumulative percentage of contracted UDA delivered 2017 & 2018



Adjusted Scheduled Activity (UDA)

Month	2017	2018
April	53	102
May	174	182
June	256	271
July	370	402
August	529	582
September	659	662
October	772	
November	865	
December	1,008	
January	1,079	
February	1,266	
March	1,376	
April	1,396	
May	1,396	
June	1,397	

QUALITY

	Quantity	Base Number	Contract	AT	Region	England
% of FP17s for the same patient ID Re-attending within 3 months - Children	8	181	4.4%	9.3%	11.4%	11.9%
% of FP17s for the same patient ID Re-attending within 3 months - Adults	5	141	3.5%	15.0%	15.7%	15.9%
% of FP17s for the same patient ID Re-attending between 3 & 9 months - Children	94	181	51.9%	59.5%	60.6%	58.1%
% of FP17s for the same patient ID Re-attending between 3 & 9 months - Adults	70	141	49.6%	51.2%	52.0%	50.6%
% of FP17s for Band 1 Urgent Courses	3	308	1.0%	9.6%	9.6%	9.1%
% of FP17s Relating to Free Repair or Replacements	0	308	0.0%	0.6%	0.7%	0.8%
% of FP17s Relating to Continuations	0	308	0.0%	0.9%	1.0%	1.1%
% of Patients satisfied with the dentistry they have received	0	0	N/A	90.4%	91.6%	91.4%
% of Patients satisfied with the time they had to wait for an appointment	0	0	N/A	87.3%	87.9%	87.7%

* This is based on patients treated on this contract for their most recent course of treatment. Figures in italics indicate the base number of FP17s or Patient Questionnaire responses are less than 100. N/A is shown where the base number of responses is less than 10 during the period. % is calculated as Quantity/Base number*100

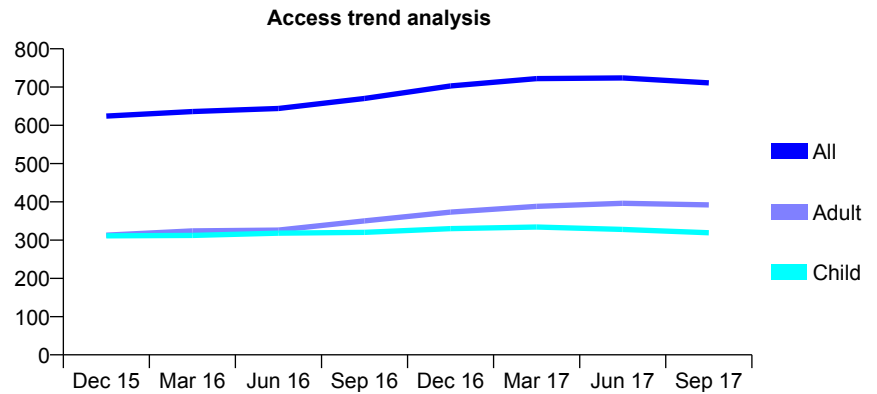
Q68 - Vital Signs At a Glance Contract Report for 781223/0001 - September 2017

Name or company name	MR N TSOLIS
Contract type name	GDS Contract
Purpose of contract	General
Contract start date	01/09/2012
Contract end date	

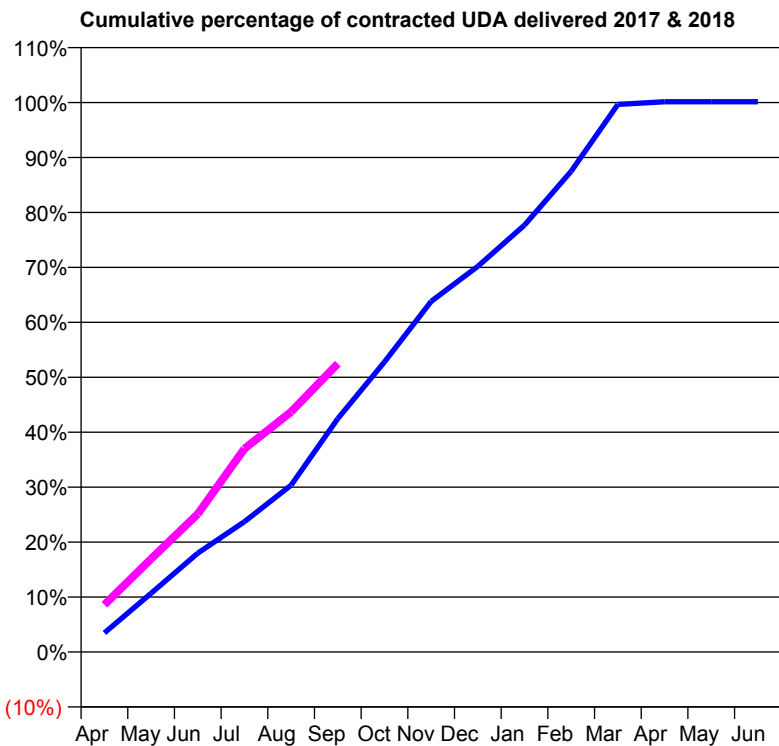
17/18 Contracted general activity (UDA)	1,614
Carry forward general activity (UDA)	-3
17/18 Contracted orthodontic activity (UOA)	0
Carry forward orthodontic activity (UOA)	0
Baseline contract value	£38,573.09

ACCESS*

Patients seen in 24 months	Total	Change since previous quarter
Quarter ending September 2016	670	
Quarter ending December 2016	703	↑
Quarter ending March 2017	722	↑
Quarter ending June 2017	724	→
Quarter ending September 2017	711	↓
Variance since September 2016	6.1%	↑



ACTIVITY



Month	Adjusted Scheduled Activity (UDA)	
	2017	2018
April	56	139
May	173	273
June	290	406
July	383	597
August	490	706
September	686	847
October	852	
November	1,030	
December	1,133	
January	1,254	
February	1,412	
March	1,608	
April	1,616	
May	1,616	
June	1,616	

QUALITY

	Quantity	Base Number	Contract	AT	Region	England
% of FP17s for the same patient ID Re-attending within 3 months - Children	5	246	2.0%	9.3%	11.4%	11.9%
% of FP17s for the same patient ID Re-attending within 3 months - Adults	32	252	12.7%	15.0%	15.7%	15.9%
% of FP17s for the same patient ID Re-attending between 3 & 9 months - Children	165	246	67.1%	59.5%	60.6%	58.1%
% of FP17s for the same patient ID Re-attending between 3 & 9 months - Adults	156	252	61.9%	51.2%	52.0%	50.6%
% of FP17s for Band 1 Urgent Courses	9	494	1.8%	9.6%	9.6%	9.1%
% of FP17s Relating to Free Repair or Replacements	0	494	0.0%	0.6%	0.7%	0.8%
% of FP17s Relating to Continuations	10	494	2.0%	0.9%	1.0%	1.1%
% of Patients satisfied with the dentistry they have received	0	0	N/A	90.4%	91.6%	91.4%
% of Patients satisfied with the time they had to wait for an appointment	0	0	N/A	87.3%	87.9%	87.7%

* This is based on patients treated on this contract for their most recent course of treatment. Figures in italics indicate the base number of FP17s or Patient Questionnaire responses are less than 100. N/A is shown where the base number of responses is less than 10 during the period. % is calculated as Quantity/Base number*100

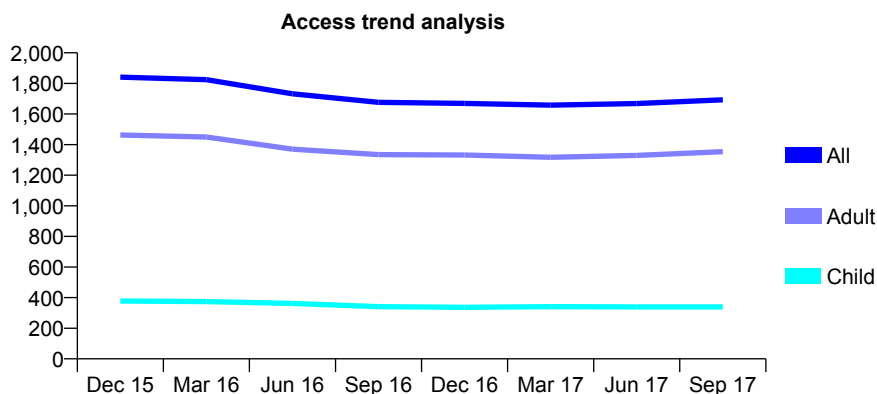
Q68 - Vital Signs At a Glance Contract Report for 785881/0001 - September 2017

Name or company name	MR HR FORGHANI ASHKEZARI
Contract type name	GDS Contract
Purpose of contract	General
Contract start date	01/11/2010
Contract end date	

17/18 Contracted general activity (UDA)	6,668
Carry forward general activity (UDA)	185
17/18 Contracted orthodontic activity (UOA)	0
Carry forward orthodontic activity (UOA)	0
Baseline contract value	£169,051.42

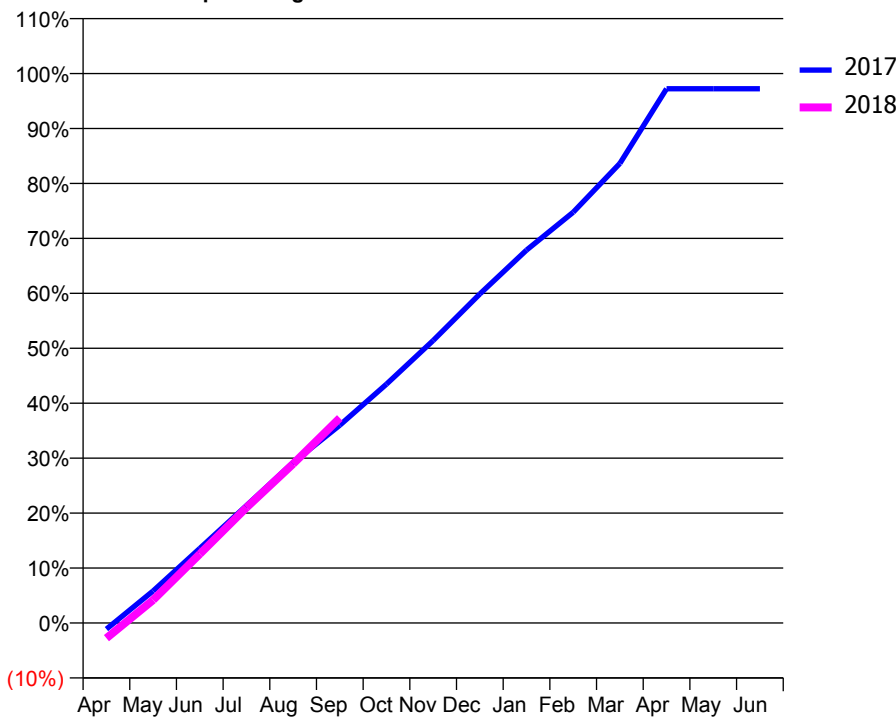
ACCESS*

Patients seen in 24 months	Total	Change since previous quarter
Quarter ending September 2016	1,676	
Quarter ending December 2016	1,669	→
Quarter ending March 2017	1,658	→
Quarter ending June 2017	1,668	→
Quarter ending September 2017	1,693	→
Variance since September 2016	1.0%	→



ACTIVITY

Cumulative percentage of contracted UDA delivered 2017 & 2018



Month	Adjusted Scheduled Activity (UDA)	
	2017	2018
April	-76	-185
May	389	279
June	905	837
July	1,424	1,401
August	1,948	1,932
September	2,401	2,487
October	2,899	
November	3,428	
December	3,993	
January	4,525	
February	4,985	
March	5,577	
April	6,483	
May	6,483	
June	6,483	

QUALITY

	Quantity	Base Number	Contract	AT	Region	England
% of FP17s for the same patient ID Re-attending within 3 months - Children	36	285	12.6%	9.3%	11.4%	11.9%
% of FP17s for the same patient ID Re-attending within 3 months - Adults	106	1,067	9.9%	15.0%	15.7%	15.9%
% of FP17s for the same patient ID Re-attending between 3 & 9 months - Children	166	285	58.2%	59.5%	60.6%	58.1%
% of FP17s for the same patient ID Re-attending between 3 & 9 months - Adults	648	1,067	60.7%	51.2%	52.0%	50.6%
% of FP17s for Band 1 Urgent Courses	57	1,109	5.1%	9.6%	9.6%	9.1%
% of FP17s Relating to Free Repair or Replacements	0	1,109	0.0%	0.6%	0.7%	0.8%
% of FP17s Relating to Continuations	20	1,109	1.8%	0.9%	1.0%	1.1%
% of Patients satisfied with the dentistry they have received	1	1	N/A	90.4%	91.6%	91.4%
% of Patients satisfied with the time they had to wait for an appointment	1	1	N/A	87.3%	87.9%	87.7%

* This is based on patients treated on this contract for their most recent course of treatment. Figures in italics indicate the base number of FP17s or Patient Questionnaire responses are less than 100. N/A is shown where the base number of responses is less than 10 during the period. % is calculated as Quantity/Base number*100

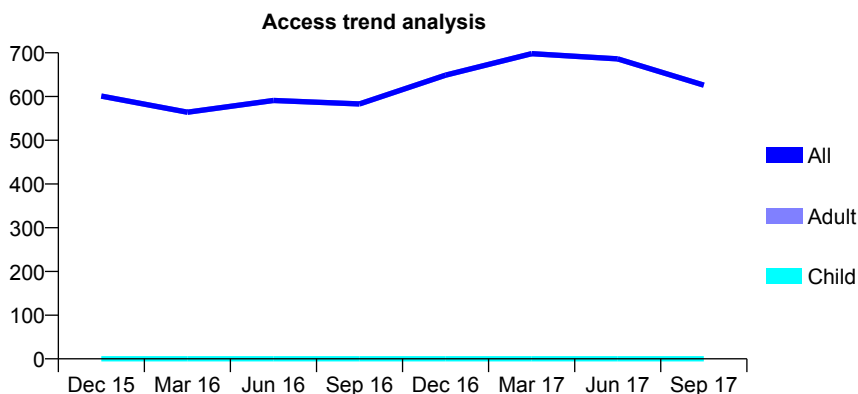
Q68 - Vital Signs At a Glance Contract Report for 804037/0002 - September 2017

Name or company name	MR WM HOULDEN
Contract type name	PDS Contract
Purpose of contract	General
Contract start date	01/04/2006
Contract end date	30/06/2017

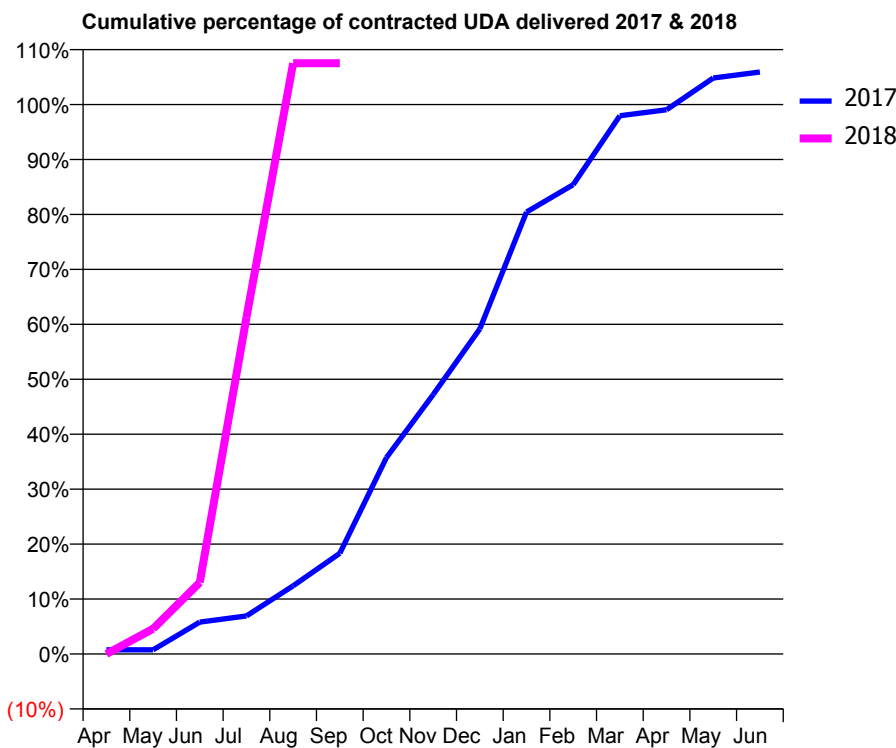
17/18 Contracted general activity (UDA)	700
Carry forward general activity (UDA)	0
17/18 Contracted orthodontic activity (UOA)	0
Carry forward orthodontic activity (UOA)	0
Baseline contract value	£23,072.54

ACCESS*

Patients seen in 24 months	Total	Change since previous quarter
Quarter ending September 2016	583	
Quarter ending December 2016	649	↑
Quarter ending March 2017	698	↑
Quarter ending June 2017	686	↓
Quarter ending September 2017	626	↓
Variance since September 2016	7.4%	↑



ACTIVITY



Month	Adjusted Scheduled Activity (UDA)	
	2017	2018
April	21	0
May	21	32
June	163	91
July	194	429
August	348	753
September	513	753
October	1,001	
November	1,322	
December	1,657	
January	2,252	
February	2,391	
March	2,743	
April	2,773	
May	2,935	
June	2,966	

QUALITY

	Quantity	Base Number	Contract	AT	Region	England
% of FP17s for the same patient ID Re-attending within 3 months - Children	0	0	N/A	9.3%	11.4%	11.9%
% of FP17s for the same patient ID Re-attending within 3 months - Adults	57	239	23.8%	15.0%	15.7%	15.9%
% of FP17s for the same patient ID Re-attending between 3 & 9 months - Children	0	0	N/A	59.5%	60.6%	58.1%
% of FP17s for the same patient ID Re-attending between 3 & 9 months - Adults	46	239	19.2%	51.2%	52.0%	50.6%
% of FP17s for Band 1 Urgent Courses	19	174	10.9%	9.6%	9.6%	9.1%
% of FP17s Relating to Free Repair or Replacements	0	174	0.0%	0.6%	0.7%	0.8%
% of FP17s Relating to Continuations	1	174	0.6%	0.9%	1.0%	1.1%
% of Patients satisfied with the dentistry they have received	0	0	N/A	90.4%	91.6%	91.4%
% of Patients satisfied with the time they had to wait for an appointment	0	0	N/A	87.3%	87.9%	87.7%

* This is based on patients treated on this contract for their most recent course of treatment. Figures in italics indicate the base number of FP17s or Patient Questionnaire responses are less than 100. N/A is shown where the base number of responses is less than 10 during the period. % is calculated as Quantity/Base number*100

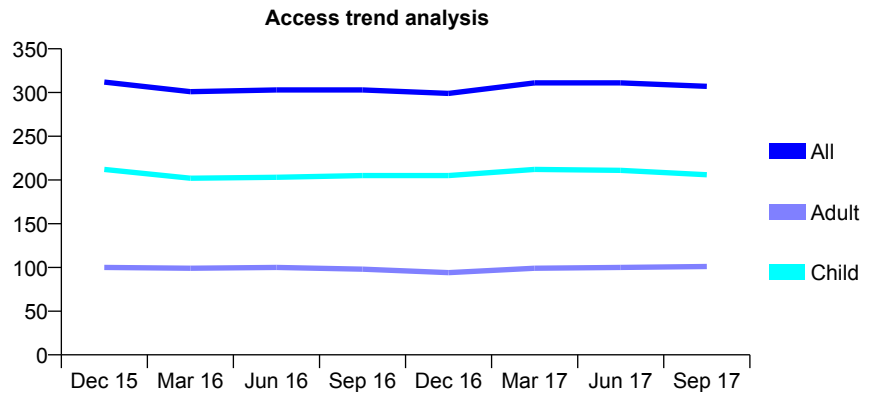
Q68 - Vital Signs At a Glance Contract Report for 807710/0001 - September 2017

Name or company name	MR PL DUKOFF-GORDON
Contract type name	GDS Contract
Purpose of contract	General
Contract start date	01/04/2006
Contract end date	

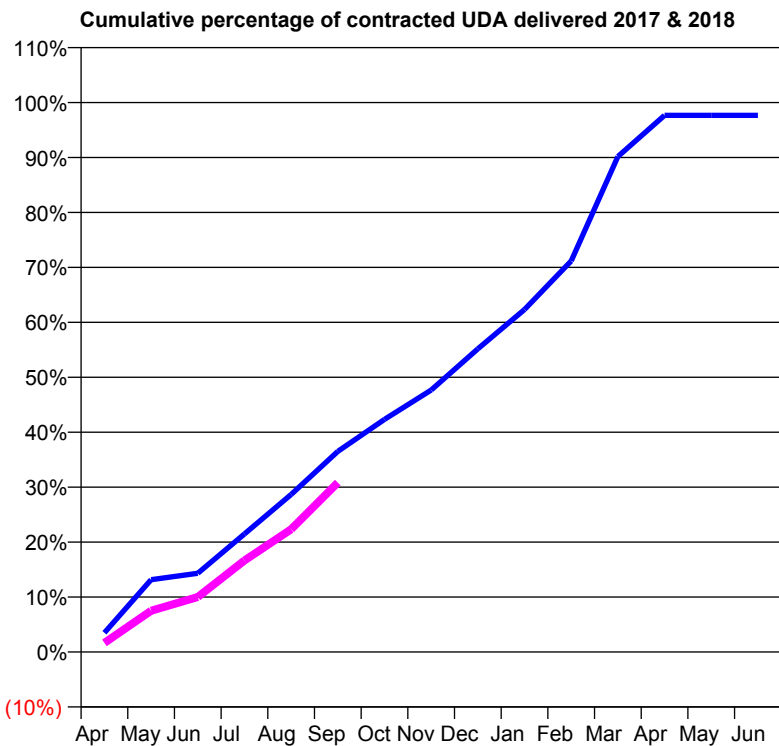
17/18 Contracted general activity (UDA)	600
Carry forward general activity (UDA)	14
17/18 Contracted orthodontic activity (UOA)	0
Carry forward orthodontic activity (UOA)	0
Baseline contract value	£13,664.81

ACCESS*

Patients seen in 24 months	Total	Change since previous quarter
Quarter ending September 2016	303	
Quarter ending December 2016	299	↓
Quarter ending March 2017	311	↑
Quarter ending June 2017	311	→
Quarter ending September 2017	307	↓
Variance since September 2016	1.3%	→



ACTIVITY



Adjusted Scheduled Activity (UDA)		
Month	2017	2018
April	21	10
May	79	45
June	86	60
July	129	100
August	172	134
September	219	185
October	254	
November	286	
December	331	
January	374	
February	427	
March	541	
April	586	
May	586	
June	586	

QUALITY

	Quantity	Base Number	Contract	AT	Region	England
% of FP17s for the same patient ID Re-attending within 3 months - Children	5	149	3.4%	9.3%	11.4%	11.9%
% of FP17s for the same patient ID Re-attending within 3 months - Adults	1	56	1.8%	15.0%	15.7%	15.9%
% of FP17s for the same patient ID Re-attending between 3 & 9 months - Children	106	149	71.1%	59.5%	60.6%	58.1%
% of FP17s for the same patient ID Re-attending between 3 & 9 months - Adults	38	56	67.9%	51.2%	52.0%	50.6%
% of FP17s for Band 1 Urgent Courses	0	170	0.0%	9.6%	9.6%	9.1%
% of FP17s Relating to Free Repair or Replacements	0	170	0.0%	0.6%	0.7%	0.8%
% of FP17s Relating to Continuations	5	170	2.9%	0.9%	1.0%	1.1%
% of Patients satisfied with the dentistry they have received	0	0	N/A	90.4%	91.6%	91.4%
% of Patients satisfied with the time they had to wait for an appointment	0	0	N/A	87.3%	87.9%	87.7%

* This is based on patients treated on this contract for their most recent course of treatment. Figures in italics indicate the base number of FP17s or Patient Questionnaire responses are less than 100. N/A is shown where the base number of responses is less than 10 during the period. % is calculated as Quantity/Base number*100

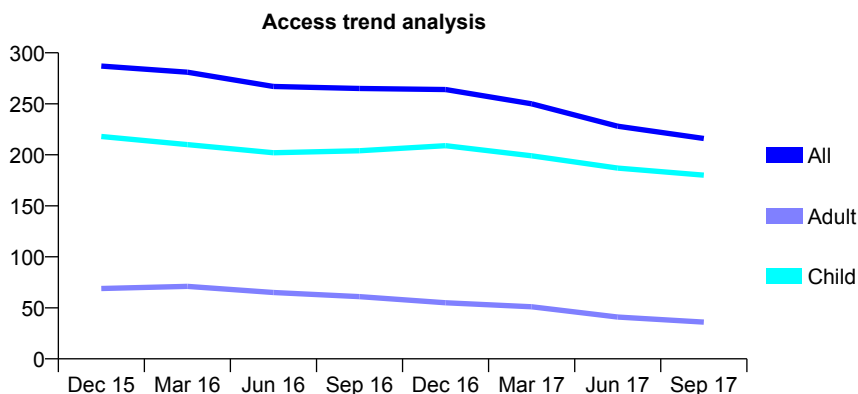
Q68 - Vital Signs At a Glance Contract Report for 810010/0001 - September 2017

Name or company name	MR RN HARDING
Contract type name	GDS Contract
Purpose of contract	General
Contract start date	01/04/2006
Contract end date	

17/18 Contracted general activity (UDA)	600
Carry forward general activity (UDA)	0
17/18 Contracted orthodontic activity (UOA)	0
Carry forward orthodontic activity (UOA)	0
Baseline contract value	£14,198.66

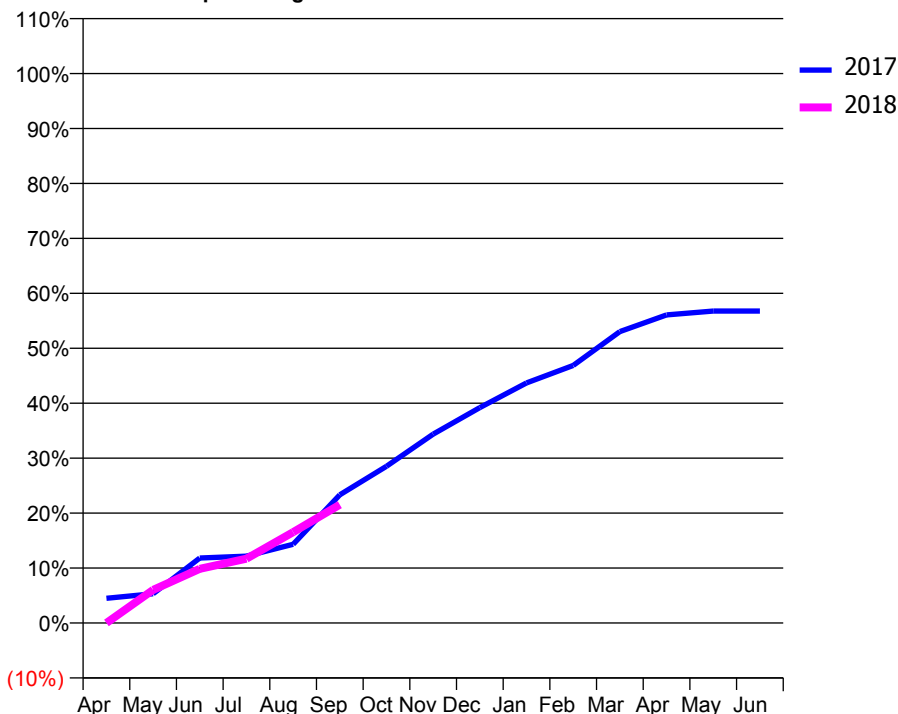
ACCESS*

Patients seen in 24 months	Total	Change since previous quarter
Quarter ending September 2016	265	
Quarter ending December 2016	264	→
Quarter ending March 2017	250	↓
Quarter ending June 2017	228	↓
Quarter ending September 2017	216	↓
Variance since September 2016	(18.5%)	↓



ACTIVITY

Cumulative percentage of contracted UDA delivered 2017 & 2018



Adjusted Scheduled Activity (UDA)

Month	2017	2018
April	27	0
May	32	36
June	71	59
July	73	70
August	86	99
September	140	129
October	171	
November	206	
December	235	
January	262	
February	281	
March	318	
April	336	
May	341	
June	341	

QUALITY

	Quantity	Base Number	Contract	AT	Region	England
% of FP17s for the same patient ID Re-attending within 3 months - Children	6	122	4.9%	9.3%	11.4%	11.9%
% of FP17s for the same patient ID Re-attending within 3 months - Adults	0	3	0.0%	15.0%	15.7%	15.9%
% of FP17s for the same patient ID Re-attending between 3 & 9 months - Children	66	122	54.1%	59.5%	60.6%	58.1%
% of FP17s for the same patient ID Re-attending between 3 & 9 months - Adults	1	3	33.3%	51.2%	52.0%	50.6%
% of FP17s for Band 1 Urgent Courses	1	107	0.9%	9.6%	9.6%	9.1%
% of FP17s Relating to Free Repair or Replacements	0	107	0.0%	0.6%	0.7%	0.8%
% of FP17s Relating to Continuations	0	107	0.0%	0.9%	1.0%	1.1%
% of Patients satisfied with the dentistry they have received	0	0	N/A	90.4%	91.6%	91.4%
% of Patients satisfied with the time they had to wait for an appointment	0	0	N/A	87.3%	87.9%	87.7%

* This is based on patients treated on this contract for their most recent course of treatment. Figures in italics indicate the base number of FP17s or Patient Questionnaire responses are less than 100. N/A is shown where the base number of responses is less than 10 during the period. % is calculated as Quantity/Base number*100

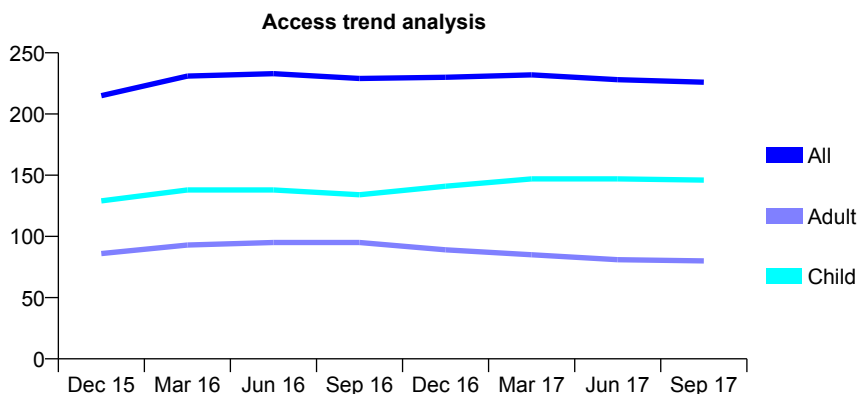
Q68 - Vital Signs At a Glance Contract Report for 811157/0001 - September 2017

Name or company name	MISS DE ALLEN
Contract type name	GDS Contract
Purpose of contract	General
Contract start date	01/04/2006
Contract end date	

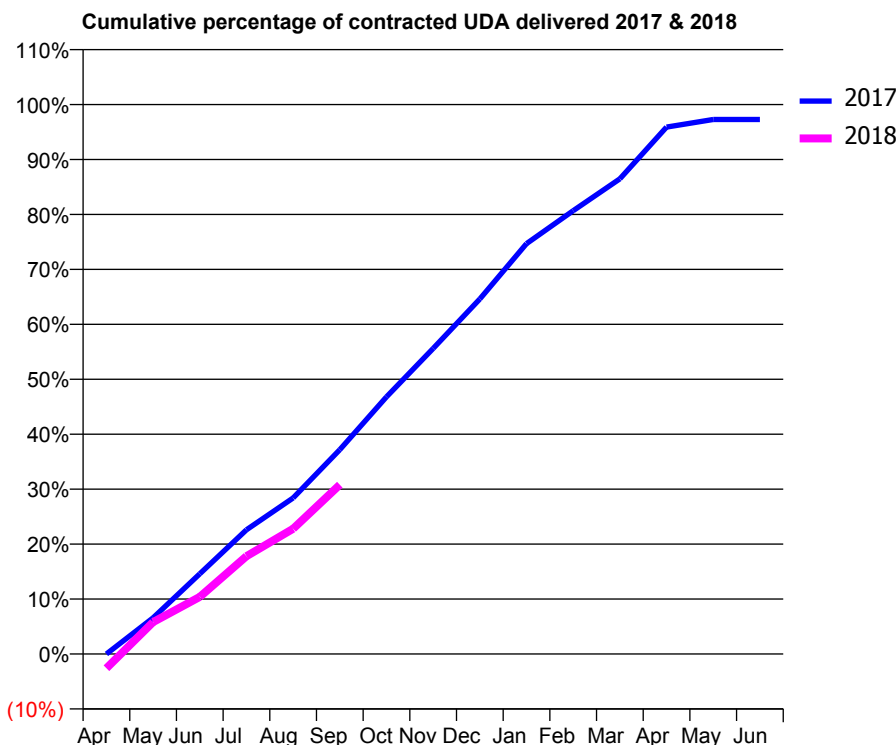
17/18 Contracted general activity (UDA)	500
Carry forward general activity (UDA)	13
17/18 Contracted orthodontic activity (UOA)	0
Carry forward orthodontic activity (UOA)	0
Baseline contract value	£12,813.07

ACCESS*

Patients seen in 24 months	Total	Change since previous quarter
Quarter ending September 2016	229	
Quarter ending December 2016	230	→
Quarter ending March 2017	232	→
Quarter ending June 2017	228	↓
Quarter ending September 2017	226	→
Variance since September 2016	(1.3%)	↓



ACTIVITY



Adjusted Scheduled Activity (UDA)		
Month	2017	2018
April	0	-13
May	33	29
June	73	52
July	113	89
August	142	114
September	186	154
October	234	
November	278	
December	323	
January	373	
February	403	
March	432	
April	479	
May	486	
June	486	

QUALITY

	Quantity	Base Number	Contract	AT	Region	England
% of FP17s for the same patient ID Re-attending within 3 months - Children	4	110	3.6%	9.3%	11.4%	11.9%
% of FP17s for the same patient ID Re-attending within 3 months - Adults	4	41	9.8%	15.0%	15.7%	15.9%
% of FP17s for the same patient ID Re-attending between 3 & 9 months - Children	76	110	69.1%	59.5%	60.6%	58.1%
% of FP17s for the same patient ID Re-attending between 3 & 9 months - Adults	23	41	56.1%	51.2%	52.0%	50.6%
% of FP17s for Band 1 Urgent Courses	0	120	0.0%	9.6%	9.6%	9.1%
% of FP17s Relating to Free Repair or Replacements	0	120	0.0%	0.6%	0.7%	0.8%
% of FP17s Relating to Continuations	0	120	0.0%	0.9%	1.0%	1.1%
% of Patients satisfied with the dentistry they have received	1	1	N/A	90.4%	91.6%	91.4%
% of Patients satisfied with the time they had to wait for an appointment	1	1	N/A	87.3%	87.9%	87.7%

* This is based on patients treated on this contract for their most recent course of treatment. Figures in italics indicate the base number of FP17s or Patient Questionnaire responses are less than 100. N/A is shown where the base number of responses is less than 10 during the period. % is calculated as Quantity/Base number*100

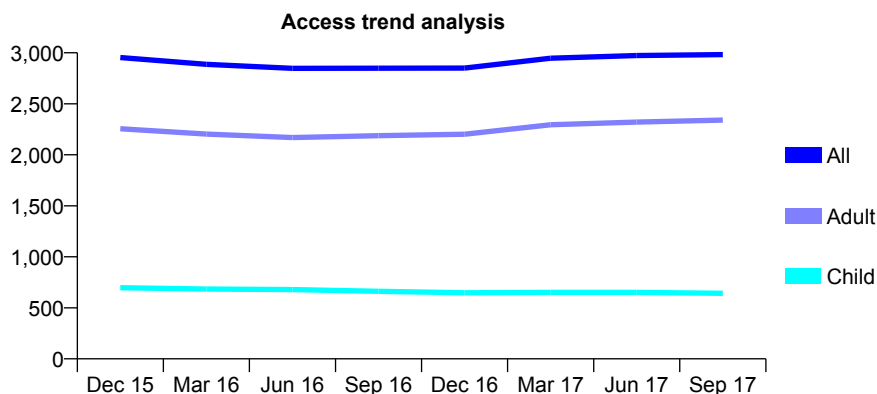
Q68 - Vital Signs At a Glance Contract Report for 812471/0001 - September 2017

Name or company name	MR ND THORPE-BEESTON
Contract type name	GDS Contract
Purpose of contract	General
Contract start date	01/04/2006
Contract end date	

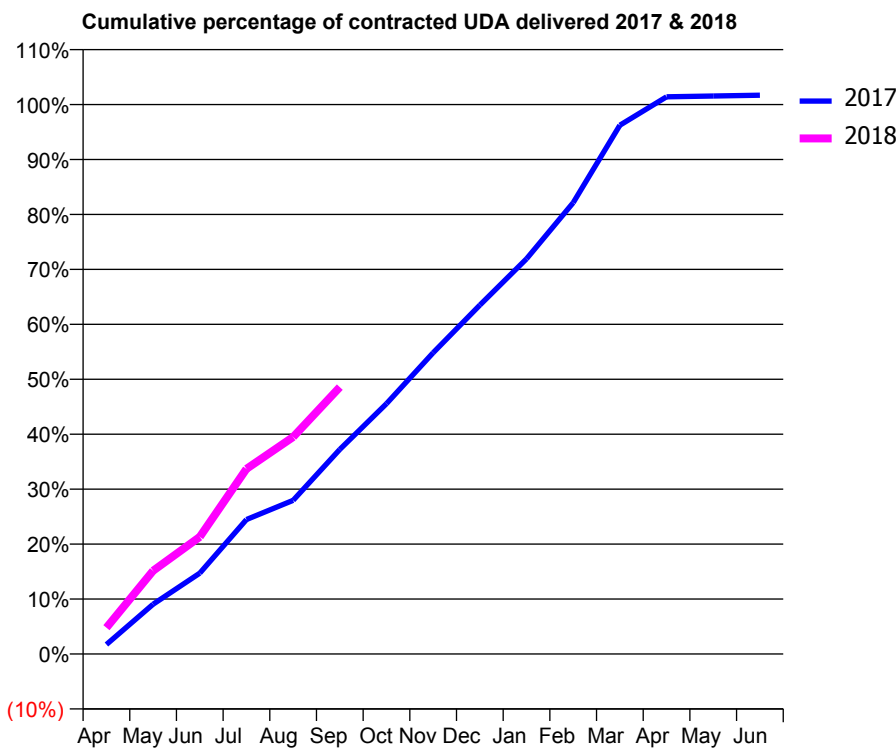
17/18 Contracted general activity (UDA)	8,238
Carry forward general activity (UDA)	-139
17/18 Contracted orthodontic activity (UOA)	0
Carry forward orthodontic activity (UOA)	0
Baseline contract value	£194,667.24

ACCESS*

Patients seen in 24 months	Total	Change since previous quarter
Quarter ending September 2016	2,849	
Quarter ending December 2016	2,850	→
Quarter ending March 2017	2,947	↑
Quarter ending June 2017	2,973	→
Quarter ending September 2017	2,983	→
Variance since September 2016	4.7%	↑



ACTIVITY



Month	Adjusted Scheduled Activity (UDA)	
	2017	2018
April	143	395
May	747	1,249
June	1,213	1,757
July	2,015	2,775
August	2,305	3,254
September	3,068	4,001
October	3,753	
November	4,517	
December	5,231	
January	5,925	
February	6,766	
March	7,927	
April	8,354	
May	8,365	
June	8,377	

QUALITY

	Quantity	Base Number	Contract	AT	Region	England
% of FP17s for the same patient ID Re-attending within 3 months - Children	27	405	6.7%	9.3%	11.4%	11.9%
% of FP17s for the same patient ID Re-attending within 3 months - Adults	227	1,439	15.8%	15.0%	15.7%	15.9%
% of FP17s for the same patient ID Re-attending between 3 & 9 months - Children	169	405	41.7%	59.5%	60.6%	58.1%
% of FP17s for the same patient ID Re-attending between 3 & 9 months - Adults	543	1,439	37.7%	51.2%	52.0%	50.6%
% of FP17s for Band 1 Urgent Courses	221	1,679	13.2%	9.6%	9.6%	9.1%
% of FP17s Relating to Free Repair or Replacements	14	1,679	0.8%	0.6%	0.7%	0.8%
% of FP17s Relating to Continuations	5	1,679	0.3%	0.9%	1.0%	1.1%
% of Patients satisfied with the dentistry they have received	5	5	N/A	90.4%	91.6%	91.4%
% of Patients satisfied with the time they had to wait for an appointment	5	5	N/A	87.3%	87.9%	87.7%

* This is based on patients treated on this contract for their most recent course of treatment. Figures in italics indicate the base number of FP17s or Patient Questionnaire responses are less than 100. N/A is shown where the base number of responses is less than 10 during the period. % is calculated as Quantity/Base number*100

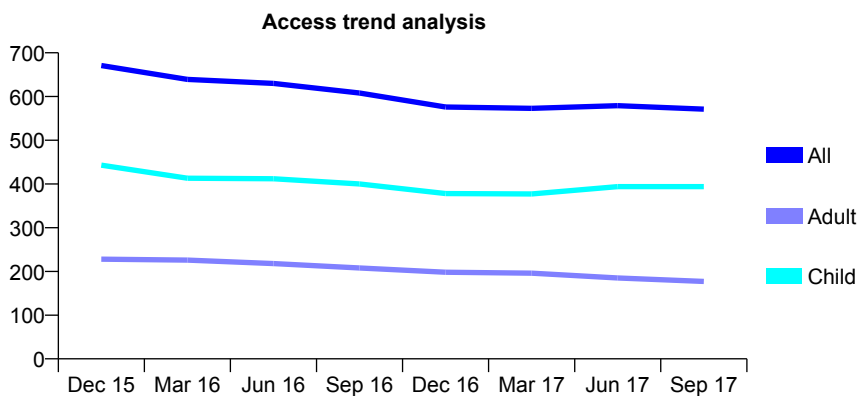
Q68 - Vital Signs At a Glance Contract Report for 812838/0001 - September 2017

Name or company name	MR HD PHILLIPS
Contract type name	GDS Contract
Purpose of contract	General
Contract start date	01/04/2006
Contract end date	

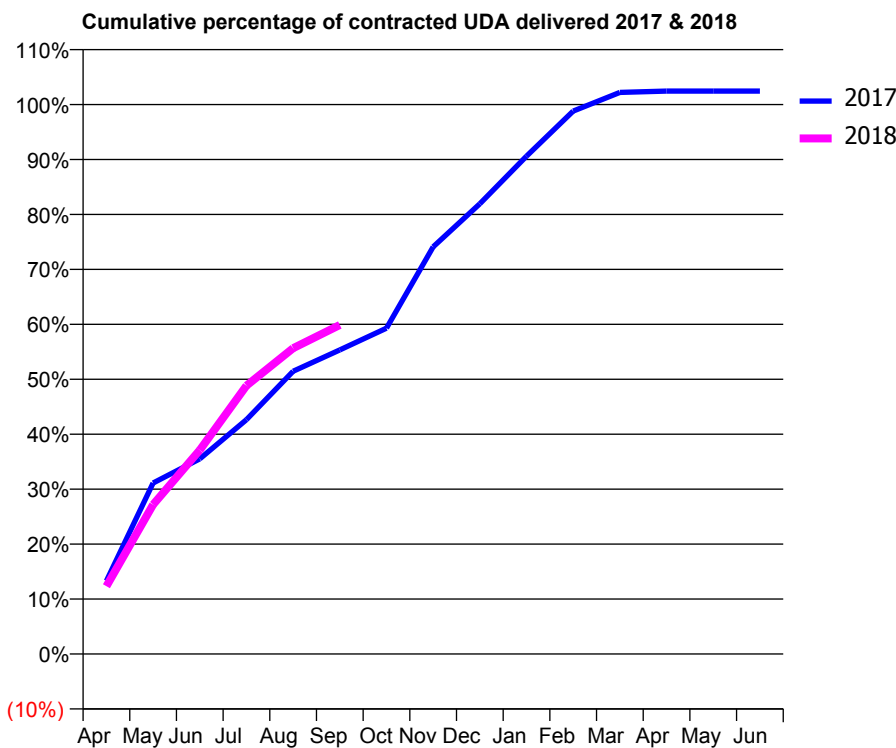
17/18 Contracted general activity (UDA)	1,242
Carry forward general activity (UDA)	-25
17/18 Contracted orthodontic activity (UOA)	0
Carry forward orthodontic activity (UOA)	0
Baseline contract value	£27,914.37

ACCESS*

Patients seen in 24 months	Total	Change since previous quarter
Quarter ending September 2016	608	
Quarter ending December 2016	576	↓
Quarter ending March 2017	573	→
Quarter ending June 2017	579	→
Quarter ending September 2017	571	↓
Variance since September 2016	(6.1%)	↓



ACTIVITY



Month	Adjusted Scheduled Activity (UDA)	
	2017	2018
April	165	153
May	386	338
June	441	461
July	530	607
August	639	691
September	687	744
October	736	
November	920	
December	1,018	
January	1,125	
February	1,227	
March	1,269	
April	1,272	
May	1,272	
June	1,272	

QUALITY

	Quantity	Base Number	Contract	AT	Region	England
% of FP17s for the same patient ID Re-attending within 3 months - Children	26	320	8.1%	9.3%	11.4%	11.9%
% of FP17s for the same patient ID Re-attending within 3 months - Adults	15	105	14.3%	15.0%	15.7%	15.9%
% of FP17s for the same patient ID Re-attending between 3 & 9 months - Children	191	320	59.7%	59.5%	60.6%	58.1%
% of FP17s for the same patient ID Re-attending between 3 & 9 months - Adults	68	105	64.8%	51.2%	52.0%	50.6%
% of FP17s for Band 1 Urgent Courses	14	424	3.3%	9.6%	9.6%	9.1%
% of FP17s Relating to Free Repair or Replacements	1	424	0.2%	0.6%	0.7%	0.8%
% of FP17s Relating to Continuations	0	424	0.0%	0.9%	1.0%	1.1%
% of Patients satisfied with the dentistry they have received	3	3	N/A	90.4%	91.6%	91.4%
% of Patients satisfied with the time they had to wait for an appointment	3	3	N/A	87.3%	87.9%	87.7%

* This is based on patients treated on this contract for their most recent course of treatment. Figures in italics indicate the base number of FP17s or Patient Questionnaire responses are less than 100. N/A is shown where the base number of responses is less than 10 during the period. % is calculated as Quantity/Base number*100

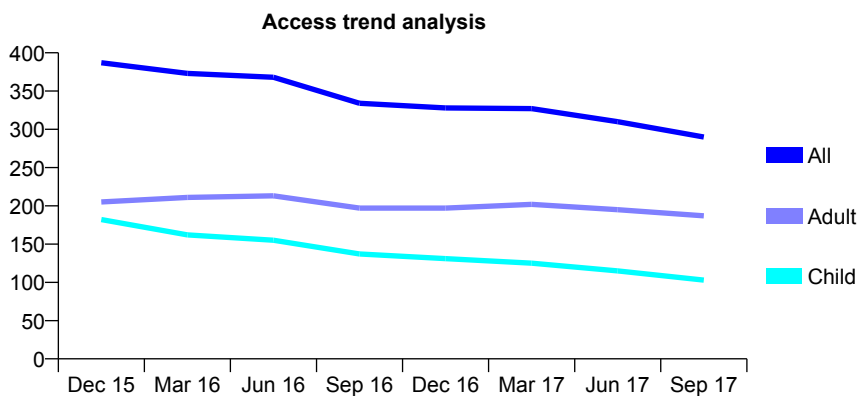
Q68 - Vital Signs At a Glance Contract Report for 812889/0001 - September 2017

Name or company name	MR D PATTINSON
Contract type name	GDS Contract
Purpose of contract	General
Contract start date	01/04/2006
Contract end date	

17/18 Contracted general activity (UDA)	900
Carry forward general activity (UDA)	0
17/18 Contracted orthodontic activity (UOA)	0
Carry forward orthodontic activity (UOA)	0
Baseline contract value	£20,231.15

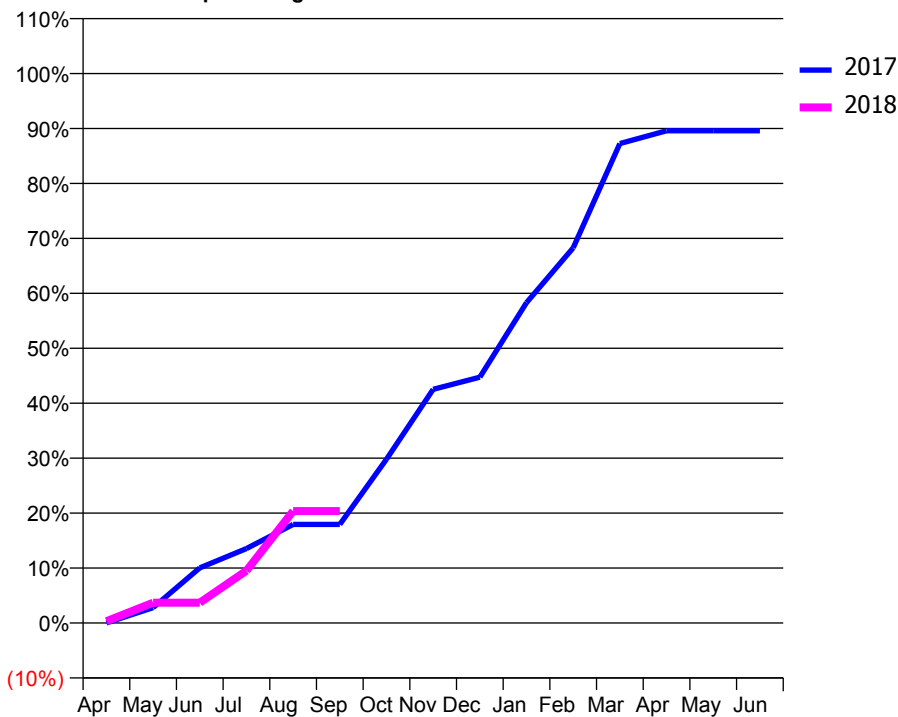
ACCESS*

Patients seen in 24 months	Total	Change since previous quarter
Quarter ending September 2016	334	
Quarter ending December 2016	328	↓
Quarter ending March 2017	327	→
Quarter ending June 2017	310	↓
Quarter ending September 2017	290	↓
Variance since September 2016	(13.2%)	↓



ACTIVITY

Cumulative percentage of contracted UDA delivered 2017 & 2018



Adjusted Scheduled Activity (UDA)

Month	2017	2018
April	0	3
May	25	33
June	90	33
July	122	86
August	162	183
September	162	183
October	268	
November	383	
December	403	
January	525	
February	614	
March	785	
April	806	
May	806	
June	806	

QUALITY

	Quantity	Base Number	Contract	AT	Region	England
% of FP17s for the same patient ID Re-attending within 3 months - Children	3	67	4.5%	9.3%	11.4%	11.9%
% of FP17s for the same patient ID Re-attending within 3 months - Adults	5	68	7.4%	15.0%	15.7%	15.9%
% of FP17s for the same patient ID Re-attending between 3 & 9 months - Children	30	67	44.8%	59.5%	60.6%	58.1%
% of FP17s for the same patient ID Re-attending between 3 & 9 months - Adults	48	68	70.6%	51.2%	52.0%	50.6%
% of FP17s for Band 1 Urgent Courses	13	125	10.4%	9.6%	9.6%	9.1%
% of FP17s Relating to Free Repair or Replacements	0	125	0.0%	0.6%	0.7%	0.8%
% of FP17s Relating to Continuations	0	125	0.0%	0.9%	1.0%	1.1%
% of Patients satisfied with the dentistry they have received	0	0	N/A	90.4%	91.6%	91.4%
% of Patients satisfied with the time they had to wait for an appointment	0	0	N/A	87.3%	87.9%	87.7%

* This is based on patients treated on this contract for their most recent course of treatment. Figures in italics indicate the base number of FP17s or Patient Questionnaire responses are less than 100. N/A is shown where the base number of responses is less than 10 during the period. % is calculated as Quantity/Base number*100

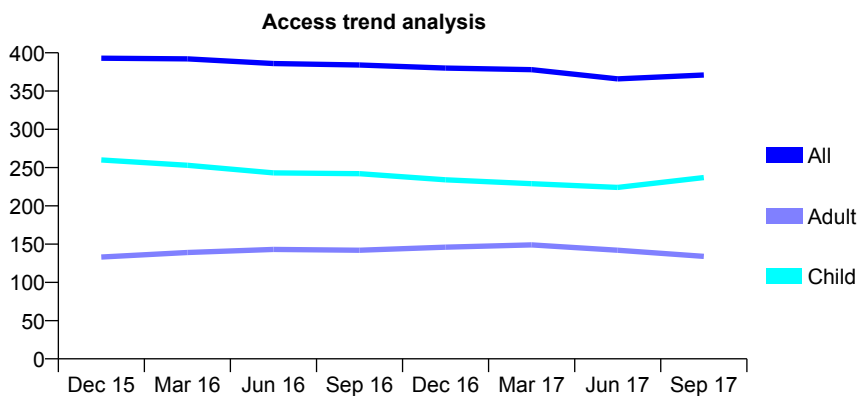
Q68 - Vital Signs At a Glance Contract Report for 817376/0001 - September 2017

Name or company name	MR JP HYDER
Contract type name	GDS Contract
Purpose of contract	General
Contract start date	01/04/2006
Contract end date	

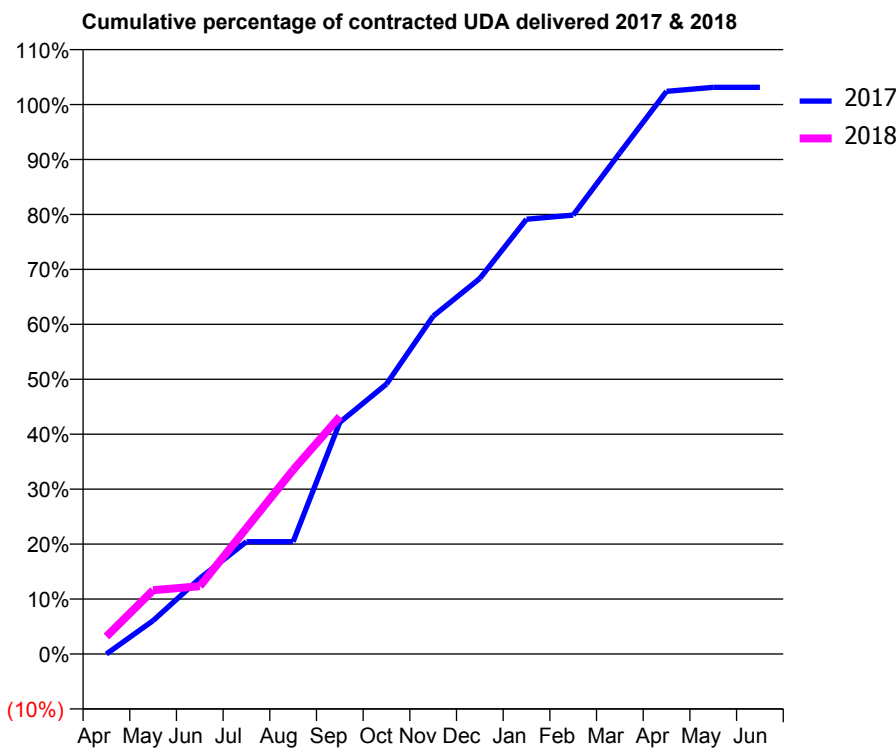
17/18 Contracted general activity (UDA)	690
Carry forward general activity (UDA)	-14
17/18 Contracted orthodontic activity (UOA)	0
Carry forward orthodontic activity (UOA)	0
Baseline contract value	£16,727.11

ACCESS*

Patients seen in 24 months	Total	Change since previous quarter
Quarter ending September 2016	384	
Quarter ending December 2016	380	↓
Quarter ending March 2017	378	→
Quarter ending June 2017	366	↓
Quarter ending September 2017	371	→
Variance since September 2016	(3.4%)	↓



ACTIVITY



Adjusted Scheduled Activity (UDA)		
Month	2017	2018
April	0	22
May	42	80
June	95	85
July	141	158
August	141	231
September	291	298
October	339	
November	424	
December	472	
January	546	
February	551	
March	629	
April	707	
May	712	
June	712	

QUALITY

	Quantity	Base Number	Contract	AT	Region	England
% of FP17s for the same patient ID Re-attending within 3 months - Children	7	216	3.2%	9.3%	11.4%	11.9%
% of FP17s for the same patient ID Re-attending within 3 months - Adults	12	87	13.8%	15.0%	15.7%	15.9%
% of FP17s for the same patient ID Re-attending between 3 & 9 months - Children	143	216	66.2%	59.5%	60.6%	58.1%
% of FP17s for the same patient ID Re-attending between 3 & 9 months - Adults	53	87	60.9%	51.2%	52.0%	50.6%
% of FP17s for Band 1 Urgent Courses	1	237	0.4%	9.6%	9.6%	9.1%
% of FP17s Relating to Free Repair or Replacements	0	237	0.0%	0.6%	0.7%	0.8%
% of FP17s Relating to Continuations	0	237	0.0%	0.9%	1.0%	1.1%
% of Patients satisfied with the dentistry they have received	0	0	N/A	90.4%	91.6%	91.4%
% of Patients satisfied with the time they had to wait for an appointment	0	0	N/A	87.3%	87.9%	87.7%

* This is based on patients treated on this contract for their most recent course of treatment. Figures in italics indicate the base number of FP17s or Patient Questionnaire responses are less than 100. N/A is shown where the base number of responses is less than 10 during the period. % is calculated as Quantity/Base number*100

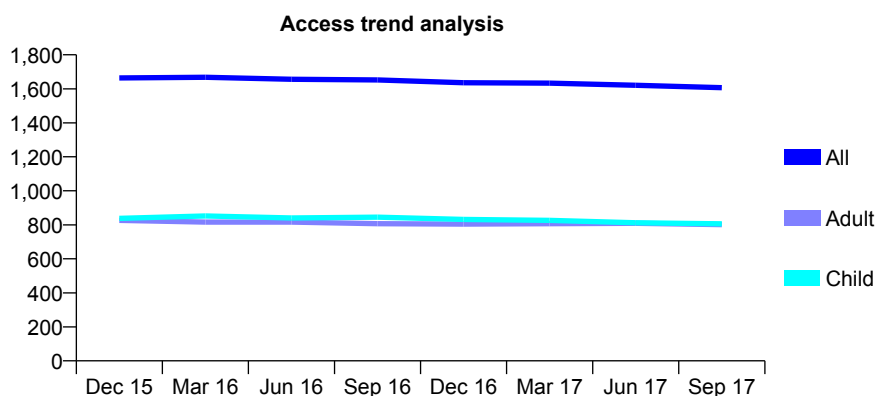
Q68 - Vital Signs At a Glance Contract Report for 817546/0001 - September 2017

Name or company name	MR JS SANDHU
Contract type name	GDS Contract
Purpose of contract	General
Contract start date	01/04/2006
Contract end date	

17/18 Contracted general activity (UDA)	4,750
Carry forward general activity (UDA)	34
17/18 Contracted orthodontic activity (UOA)	0
Carry forward orthodontic activity (UOA)	0
Baseline contract value	£120,146.82

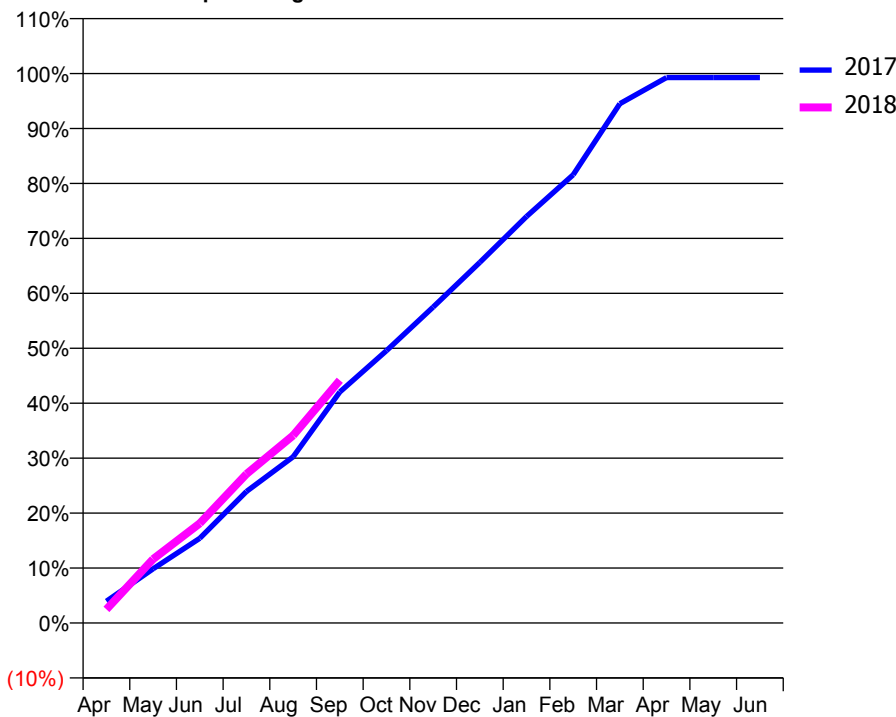
ACCESS*

Patients seen in 24 months	Total	Change since previous quarter
Quarter ending September 2016	1,652	
Quarter ending December 2016	1,636	→
Quarter ending March 2017	1,633	→
Quarter ending June 2017	1,621	→
Quarter ending September 2017	1,607	→
Variance since September 2016	(2.7%)	↓



ACTIVITY

Cumulative percentage of contracted UDA delivered 2017 & 2018



Month	Adjusted Scheduled Activity (UDA)	
	2017	2018
April	188	118
May	468	552
June	733	861
July	1,137	1,288
August	1,436	1,621
September	1,997	2,099
October	2,354	
November	2,731	
December	3,117	
January	3,514	
February	3,875	
March	4,489	
April	4,716	
May	4,716	
June	4,716	

QUALITY

	Quantity	Base Number	Contract	AT	Region	England
% of FP17s for the same patient ID Re-attending within 3 months - Children	50	709	7.1%	9.3%	11.4%	11.9%
% of FP17s for the same patient ID Re-attending within 3 months - Adults	76	603	12.6%	15.0%	15.7%	15.9%
% of FP17s for the same patient ID Re-attending between 3 & 9 months - Children	532	709	75.0%	59.5%	60.6%	58.1%
% of FP17s for the same patient ID Re-attending between 3 & 9 months - Adults	422	603	70.0%	51.2%	52.0%	50.6%
% of FP17s for Band 1 Urgent Courses	39	1,210	3.2%	9.6%	9.6%	9.1%
% of FP17s Relating to Free Repair or Replacements	6	1,210	0.5%	0.6%	0.7%	0.8%
% of FP17s Relating to Continuations	0	1,210	0.0%	0.9%	1.0%	1.1%
% of Patients satisfied with the dentistry they have received	3	3	N/A	90.4%	91.6%	91.4%
% of Patients satisfied with the time they had to wait for an appointment	1	3	N/A	87.3%	87.9%	87.7%

* This is based on patients treated on this contract for their most recent course of treatment. Figures in italics indicate the base number of FP17s or Patient Questionnaire responses are less than 100. N/A is shown where the base number of responses is less than 10 during the period. % is calculated as Quantity/Base number*100

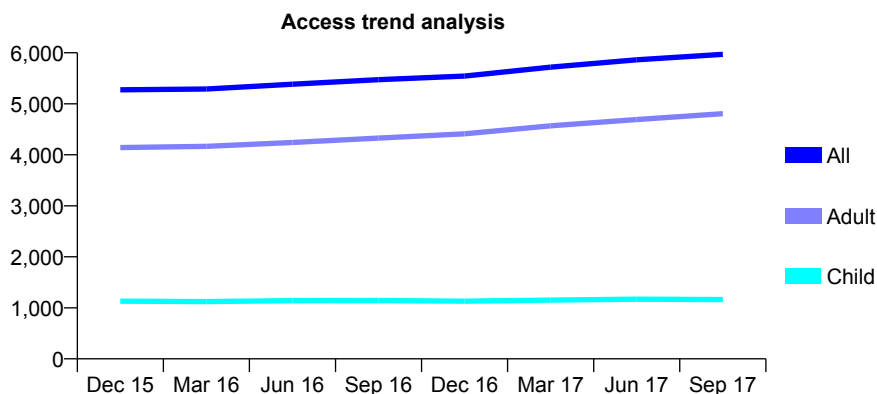
Q68 - Vital Signs At a Glance Contract Report for 817783/0001 - September 2017

Name or company name	Mr J Dhaliwal
Contract type name	GDS Contract
Purpose of contract	General
Contract start date	01/04/2006
Contract end date	

17/18 Contracted general activity (UDA)	19,470
Carry forward general activity (UDA)	9
17/18 Contracted orthodontic activity (UOA)	0
Carry forward orthodontic activity (UOA)	0
Baseline contract value	£579,032.30

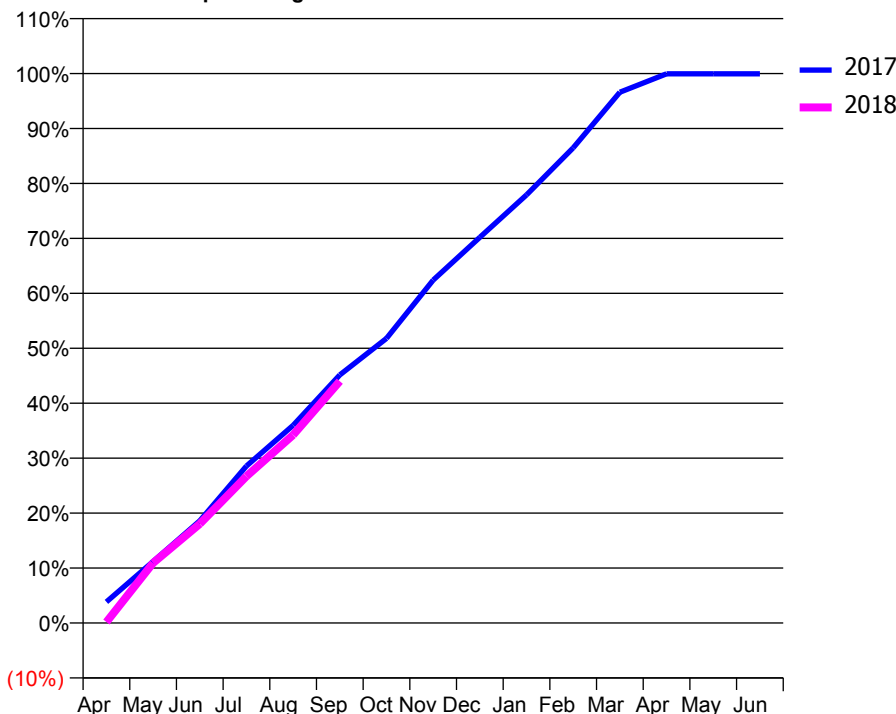
ACCESS*

Patients seen in 24 months	Total	Change since previous quarter
Quarter ending September 2016	5,474	
Quarter ending December 2016	5,543	→
Quarter ending March 2017	5,720	↑
Quarter ending June 2017	5,863	↑
Quarter ending September 2017	5,970	→
Variance since September 2016	9.1%	↑



ACTIVITY

Cumulative percentage of contracted UDA delivered 2017 & 2018



Month	Adjusted Scheduled Activity (UDA)	
	2017	2018
April	750	35
May	2,179	2,127
June	3,623	3,513
July	5,562	5,201
August	7,005	6,664
September	8,790	8,569
October	10,084	
November	12,148	
December	13,667	
January	15,168	
February	16,835	
March	18,806	
April	19,457	
May	19,459	
June	19,461	

QUALITY

	Quantity	Base Number	Contract	AT	Region	England
% of FP17s for the same patient ID Re-attending within 3 months - Children	75	1,026	7.3%	9.3%	11.4%	11.9%
% of FP17s for the same patient ID Re-attending within 3 months - Adults	535	3,926	13.6%	15.0%	15.7%	15.9%
% of FP17s for the same patient ID Re-attending between 3 & 9 months - Children	679	1,026	66.2%	59.5%	60.6%	58.1%
% of FP17s for the same patient ID Re-attending between 3 & 9 months - Adults	2,575	3,926	65.6%	51.2%	52.0%	50.6%
% of FP17s for Band 1 Urgent Courses	370	4,641	8.0%	9.6%	9.6%	9.1%
% of FP17s Relating to Free Repair or Replacements	33	4,641	0.7%	0.6%	0.7%	0.8%
% of FP17s Relating to Continuations	14	4,641	0.3%	0.9%	1.0%	1.1%
% of Patients satisfied with the dentistry they have received	6	7	N/A	90.4%	91.6%	91.4%
% of Patients satisfied with the time they had to wait for an appointment	6	7	N/A	87.3%	87.9%	87.7%

* This is based on patients treated on this contract for their most recent course of treatment. Figures in italics indicate the base number of FP17s or Patient Questionnaire responses are less than 100. N/A is shown where the base number of responses is less than 10 during the period. % is calculated as Quantity/Base number*100

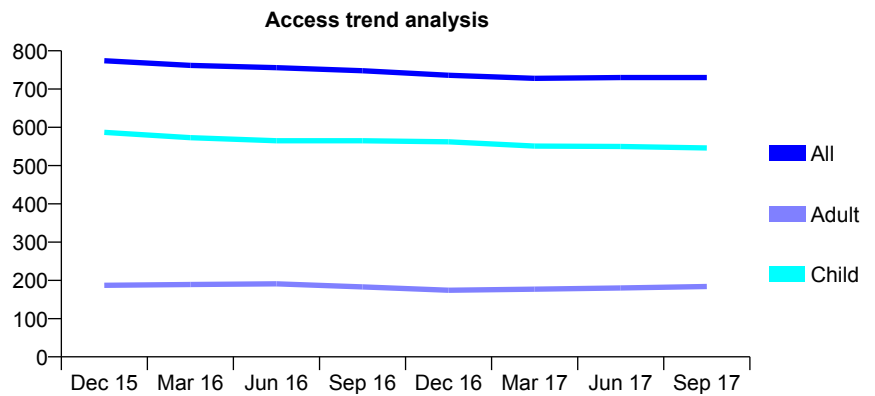
Q68 - Vital Signs At a Glance Contract Report for 817910/0001 - September 2017

Name or company name	MR GD LOADER
Contract type name	GDS Contract
Purpose of contract	General
Contract start date	01/04/2006
Contract end date	

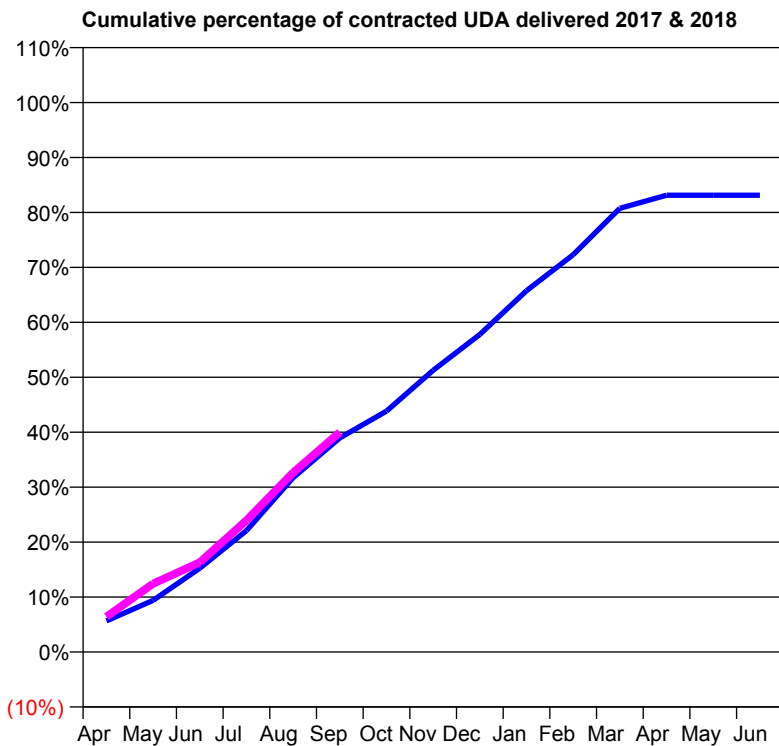
17/18 Contracted general activity (UDA)	1,520
Carry forward general activity (UDA)	0
17/18 Contracted orthodontic activity (UOA)	0
Carry forward orthodontic activity (UOA)	0
Baseline contract value	£35,415.56

ACCESS*

Patients seen in 24 months	Total	Change since previous quarter
Quarter ending September 2016	748	
Quarter ending December 2016	736	↓
Quarter ending March 2017	728	↓
Quarter ending June 2017	730	→
Quarter ending September 2017	730	→
Variance since September 2016	(2.4%)	↓



ACTIVITY



Adjusted Scheduled Activity (UDA)		
Month	2017	2018
April	86	98
May	143	189
June	232	248
July	336	364
August	482	496
September	592	608
October	666	
November	779	
December	879	
January	1,000	
February	1,099	
March	1,227	
April	1,264	
May	1,264	
June	1,264	

QUALITY

	Quantity	Base Number	Contract	AT	Region	England
% of FP17s for the same patient ID Re-attending within 3 months - Children	30	479	6.3%	9.3%	11.4%	11.9%
% of FP17s for the same patient ID Re-attending within 3 months - Adults	1	79	1.3%	15.0%	15.7%	15.9%
% of FP17s for the same patient ID Re-attending between 3 & 9 months - Children	310	479	64.7%	59.5%	60.6%	58.1%
% of FP17s for the same patient ID Re-attending between 3 & 9 months - Adults	52	79	65.8%	51.2%	52.0%	50.6%
% of FP17s for Band 1 Urgent Courses	6	524	1.1%	9.6%	9.6%	9.1%
% of FP17s Relating to Free Repair or Replacements	0	524	0.0%	0.6%	0.7%	0.8%
% of FP17s Relating to Continuations	4	524	0.8%	0.9%	1.0%	1.1%
% of Patients satisfied with the dentistry they have received	0	0	N/A	90.4%	91.6%	91.4%
% of Patients satisfied with the time they had to wait for an appointment	0	0	N/A	87.3%	87.9%	87.7%

* This is based on patients treated on this contract for their most recent course of treatment. Figures in italics indicate the base number of FP17s or Patient Questionnaire responses are less than 100. N/A is shown where the base number of responses is less than 10 during the period. % is calculated as Quantity/Base number*100

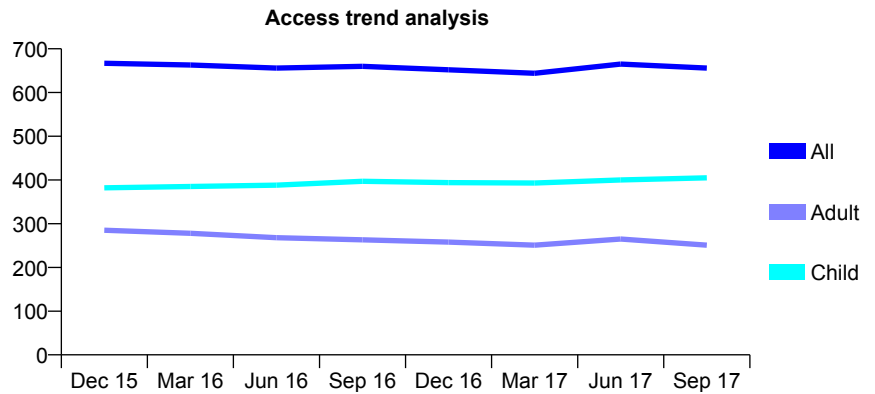
Q68 - Vital Signs At a Glance Contract Report for 819158/0001 - September 2017

Name or company name	MRS NJ GRAINGE
Contract type name	GDS Contract
Purpose of contract	General
Contract start date	01/04/2006
Contract end date	

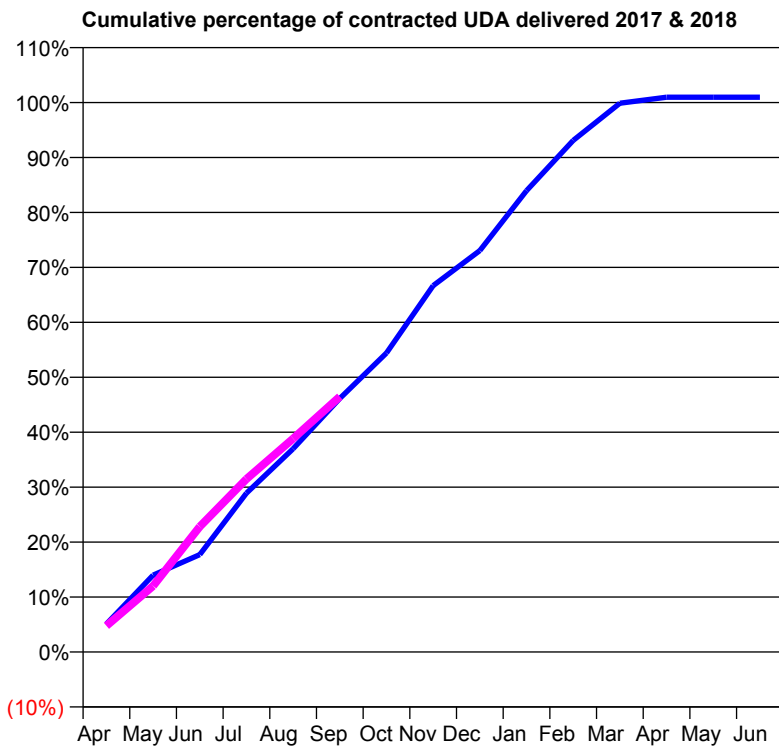
17/18 Contracted general activity (UDA)	1,450
Carry forward general activity (UDA)	-14
17/18 Contracted orthodontic activity (UOA)	0
Carry forward orthodontic activity (UOA)	0
Baseline contract value	£30,290.73

ACCESS*

Patients seen in 24 months	Total	Change since previous quarter
Quarter ending September 2016	660	
Quarter ending December 2016	652	↓
Quarter ending March 2017	644	↓
Quarter ending June 2017	665	↑
Quarter ending September 2017	656	↓
Variance since September 2016	(0.6%)	→



ACTIVITY



Month	Adjusted Scheduled Activity (UDA)	
	2017	2018
April	74	69
May	203	174
June	257	331
July	419	456
August	537	563
September	669	674
October	789	
November	967	
December	1,059	
January	1,217	
February	1,350	
March	1,448	
April	1,464	
May	1,464	
June	1,464	

QUALITY

	Quantity	Base Number	Contract	AT	Region	England
% of FP17s for the same patient ID Re-attending within 3 months - Children	10	324	3.1%	9.3%	11.4%	11.9%
% of FP17s for the same patient ID Re-attending within 3 months - Adults	21	143	14.7%	15.0%	15.7%	15.9%
% of FP17s for the same patient ID Re-attending between 3 & 9 months - Children	234	324	72.2%	59.5%	60.6%	58.1%
% of FP17s for the same patient ID Re-attending between 3 & 9 months - Adults	83	143	58.0%	51.2%	52.0%	50.6%
% of FP17s for Band 1 Urgent Courses	15	457	3.3%	9.6%	9.6%	9.1%
% of FP17s Relating to Free Repair or Replacements	0	457	0.0%	0.6%	0.7%	0.8%
% of FP17s Relating to Continuations	0	457	0.0%	0.9%	1.0%	1.1%
% of Patients satisfied with the dentistry they have received	1	1	N/A	90.4%	91.6%	91.4%
% of Patients satisfied with the time they had to wait for an appointment	1	1	N/A	87.3%	87.9%	87.7%

* This is based on patients treated on this contract for their most recent course of treatment. Figures in italics indicate the base number of FP17s or Patient Questionnaire responses are less than 100. N/A is shown where the base number of responses is less than 10 during the period. % is calculated as Quantity/Base number*100

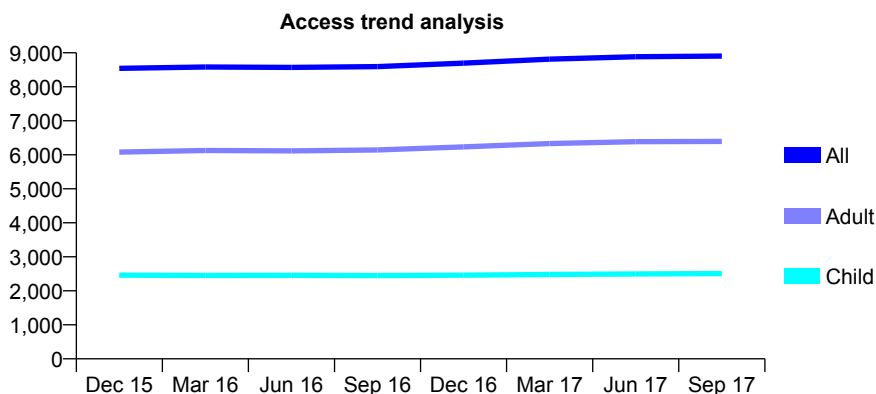
Q68 - Vital Signs At a Glance Contract Report for 819492/0001 - September 2017

Name or company name	MISS KT TANNA
Contract type name	GDS Contract
Purpose of contract	General
Contract start date	01/04/2006
Contract end date	

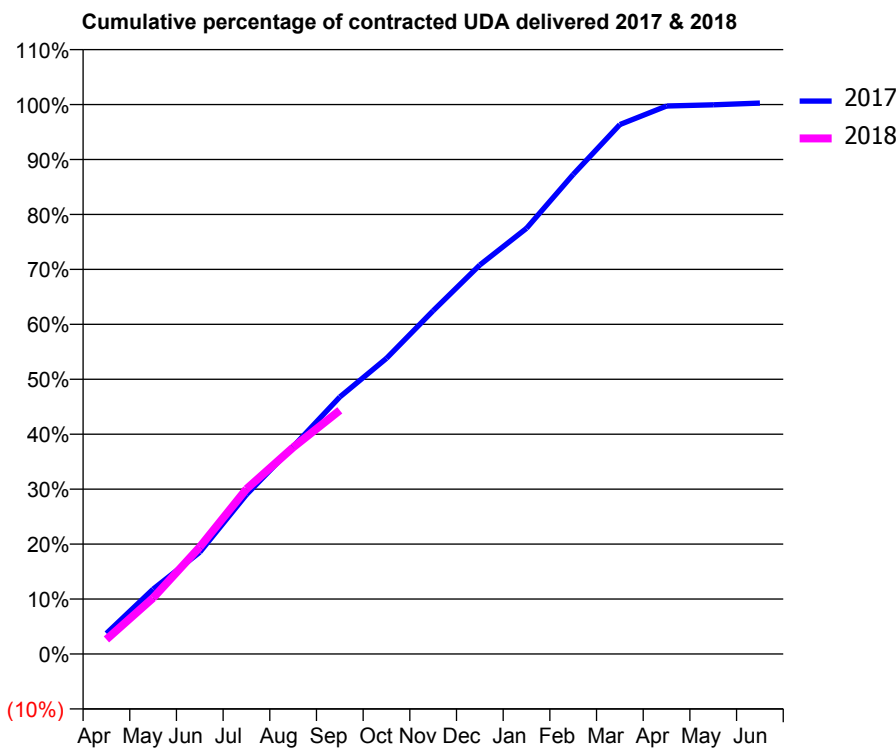
17/18 Contracted general activity (UDA)	20,150
Carry forward general activity (UDA)	-53
17/18 Contracted orthodontic activity (UOA)	0
Carry forward orthodontic activity (UOA)	0
Baseline contract value	£586,933.77

ACCESS*

Patients seen in 24 months	Total	Change since previous quarter
Quarter ending September 2016	8,593	
Quarter ending December 2016	8,695	→
Quarter ending March 2017	8,815	→
Quarter ending June 2017	8,883	→
Quarter ending September 2017	8,903	→
Variance since September 2016	3.6%	↑



ACTIVITY



Month	Adjusted Scheduled Activity (UDA)	
	2017	2018
April	754	537
May	2,379	2,054
June	3,734	3,923
July	5,847	6,050
August	7,606	7,578
September	9,425	8,935
October	10,843	
November	12,588	
December	14,265	
January	15,610	
February	17,586	
March	19,414	
April	20,095	
May	20,138	
June	20,202	

QUALITY

	Quantity	Base Number	Contract	AT	Region	England
% of FP17s for the same patient ID Re-attending within 3 months - Children	87	1,902	4.6%	9.3%	11.4%	11.9%
% of FP17s for the same patient ID Re-attending within 3 months - Adults	430	4,078	10.5%	15.0%	15.7%	15.9%
% of FP17s for the same patient ID Re-attending between 3 & 9 months - Children	1,294	1,902	68.0%	59.5%	60.6%	58.1%
% of FP17s for the same patient ID Re-attending between 3 & 9 months - Adults	2,230	4,078	54.7%	51.2%	52.0%	50.6%
% of FP17s for Band 1 Urgent Courses	549	5,483	10.0%	9.6%	9.6%	9.1%
% of FP17s Relating to Free Repair or Replacements	32	5,483	0.6%	0.6%	0.7%	0.8%
% of FP17s Relating to Continuations	4	5,483	0.1%	0.9%	1.0%	1.1%
% of Patients satisfied with the dentistry they have received	9	9	N/A	90.4%	91.6%	91.4%
% of Patients satisfied with the time they had to wait for an appointment	9	9	N/A	87.3%	87.9%	87.7%

* This is based on patients treated on this contract for their most recent course of treatment. Figures in italics indicate the base number of FP17s or Patient Questionnaire responses are less than 100. N/A is shown where the base number of responses is less than 10 during the period. % is calculated as Quantity/Base number*100

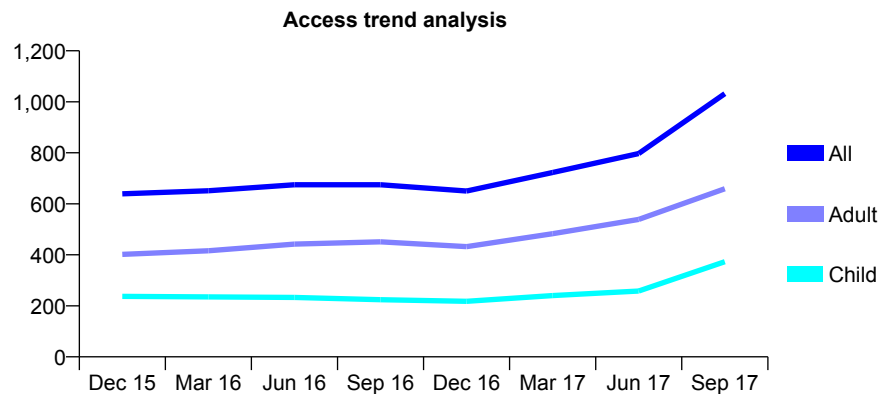
Q68 - Vital Signs At a Glance Contract Report for 819921/0001 - September 2017

Name or company name	Priors Croft Partnership
Contract type name	GDS Contract
Purpose of contract	General
Contract start date	01/04/2006
Contract end date	

17/18 Contracted general activity (UDA)	1,800
Carry forward general activity (UDA)	-17
17/18 Contracted orthodontic activity (UOA)	0
Carry forward orthodontic activity (UOA)	0
Baseline contract value	£40,812.38

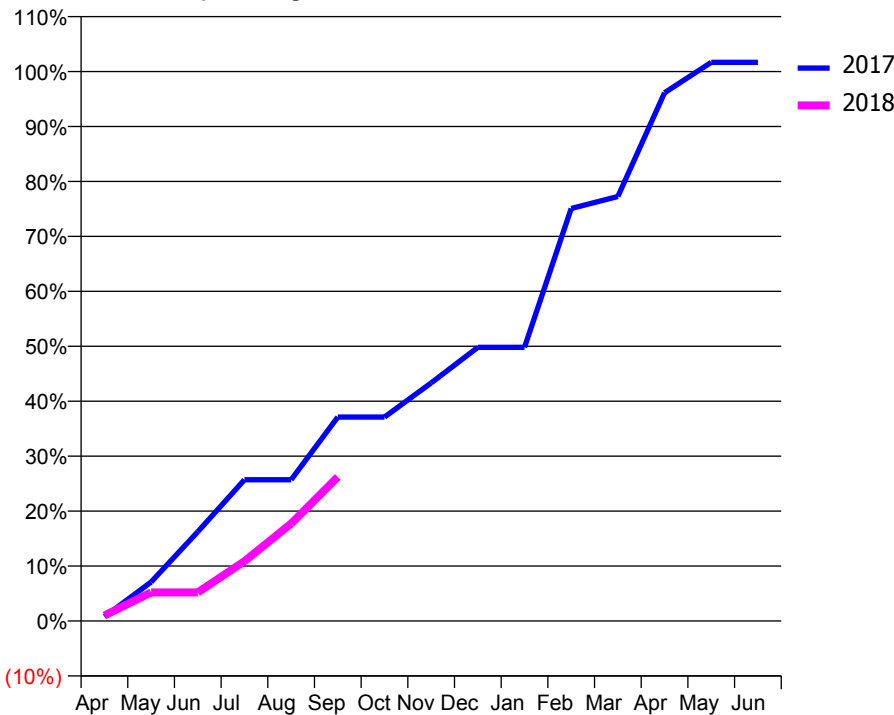
ACCESS*

Patients seen in 24 months	Total	Change since previous quarter
Quarter ending September 2016	675	
Quarter ending December 2016	650	↓
Quarter ending March 2017	723	↑
Quarter ending June 2017	797	↑
Quarter ending September 2017	1,032	↑
Variance since September 2016	52.9%	↑



ACTIVITY

Cumulative percentage of contracted UDA delivered 2017 & 2018



Month	Adjusted Scheduled Activity (UDA)	
	2017	2018
April	8	18
May	71	94
June	162	94
July	257	196
August	257	319
September	371	472
October	371	
November	433	
December	498	
January	498	
February	751	
March	773	
April	961	
May	1,017	
June	1,017	

QUALITY

	Quantity	Base Number	Contract	AT	Region	England
% of FP17s for the same patient ID Re-attending within 3 months - Children	15	371	4.0%	9.3%	11.4%	11.9%
% of FP17s for the same patient ID Re-attending within 3 months - Adults	81	643	12.6%	15.0%	15.7%	15.9%
% of FP17s for the same patient ID Re-attending between 3 & 9 months - Children	136	371	36.7%	59.5%	60.6%	58.1%
% of FP17s for the same patient ID Re-attending between 3 & 9 months - Adults	181	643	28.1%	51.2%	52.0%	50.6%
% of FP17s for Band 1 Urgent Courses	22	404	5.4%	9.6%	9.6%	9.1%
% of FP17s Relating to Free Repair or Replacements	0	404	0.0%	0.6%	0.7%	0.8%
% of FP17s Relating to Continuations	0	404	0.0%	0.9%	1.0%	1.1%
% of Patients satisfied with the dentistry they have received	0	0	N/A	90.4%	91.6%	91.4%
% of Patients satisfied with the time they had to wait for an appointment	0	0	N/A	87.3%	87.9%	87.7%

* This is based on patients treated on this contract for their most recent course of treatment. Figures in italics indicate the base number of FP17s or Patient Questionnaire responses are less than 100. N/A is shown where the base number of responses is less than 10 during the period. % is calculated as Quantity/Base number*100

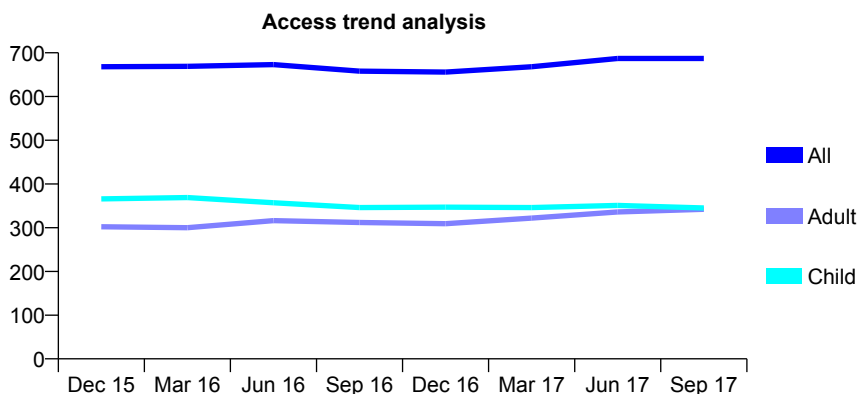
Q68 - Vital Signs At a Glance Contract Report for 820938/0001 - September 2017

Name or company name	MISS VJ MOON
Contract type name	GDS Contract
Purpose of contract	General
Contract start date	01/04/2006
Contract end date	

17/18 Contracted general activity (UDA)	2,040
Carry forward general activity (UDA)	11
17/18 Contracted orthodontic activity (UOA)	0
Carry forward orthodontic activity (UOA)	0
Baseline contract value	£50,846.57

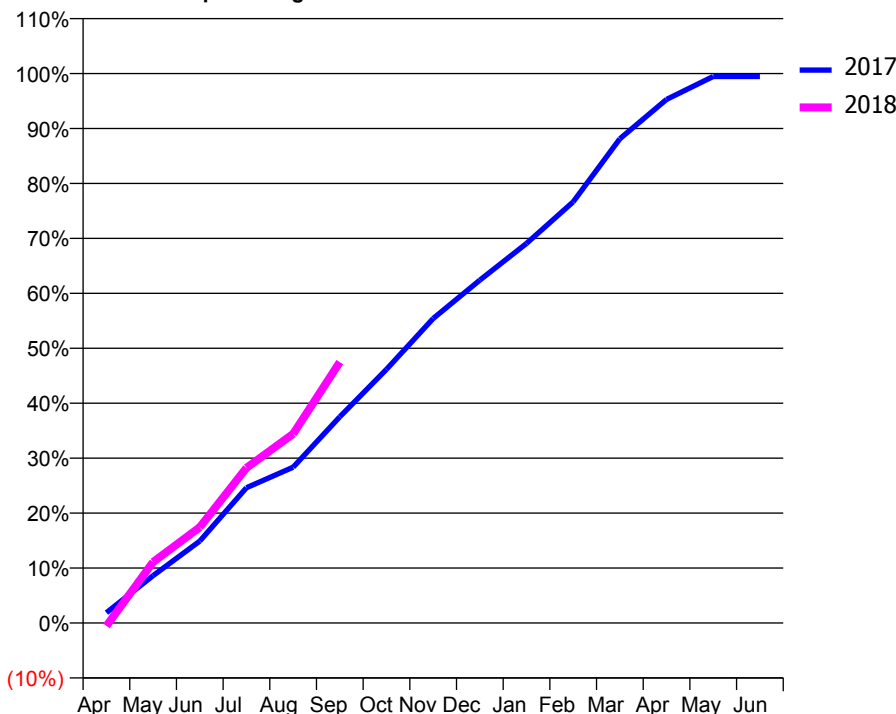
ACCESS*

Patients seen in 24 months	Total	Change since previous quarter
Quarter ending September 2016	658	
Quarter ending December 2016	656	→
Quarter ending March 2017	668	→
Quarter ending June 2017	687	↑
Quarter ending September 2017	687	→
Variance since September 2016	4.4%	↑



ACTIVITY

Cumulative percentage of contracted UDA delivered 2017 & 2018



Adjusted Scheduled Activity (UDA)

Month	2017	2018
April	38	-11
May	176	227
June	304	356
July	502	576
August	578	702
September	766	969
October	942	
November	1,131	
December	1,273	
January	1,409	
February	1,563	
March	1,798	
April	1,944	
May	2,029	
June	2,029	

QUALITY

	Quantity	Base Number	Contract	AT	Region	England
% of FP17s for the same patient ID Re-attending within 3 months - Children	18	352	5.1%	9.3%	11.4%	11.9%
% of FP17s for the same patient ID Re-attending within 3 months - Adults	59	265	22.3%	15.0%	15.7%	15.9%
% of FP17s for the same patient ID Re-attending between 3 & 9 months - Children	249	352	70.7%	59.5%	60.6%	58.1%
% of FP17s for the same patient ID Re-attending between 3 & 9 months - Adults	148	265	55.8%	51.2%	52.0%	50.6%
% of FP17s for Band 1 Urgent Courses	34	524	6.5%	9.6%	9.6%	9.1%
% of FP17s Relating to Free Repair or Replacements	0	524	0.0%	0.6%	0.7%	0.8%
% of FP17s Relating to Continuations	0	524	0.0%	0.9%	1.0%	1.1%
% of Patients satisfied with the dentistry they have received	0	0	N/A	90.4%	91.6%	91.4%
% of Patients satisfied with the time they had to wait for an appointment	0	0	N/A	87.3%	87.9%	87.7%

* This is based on patients treated on this contract for their most recent course of treatment. Figures in italics indicate the base number of FP17s or Patient Questionnaire responses are less than 100. N/A is shown where the base number of responses is less than 10 during the period. % is calculated as Quantity/Base number*100

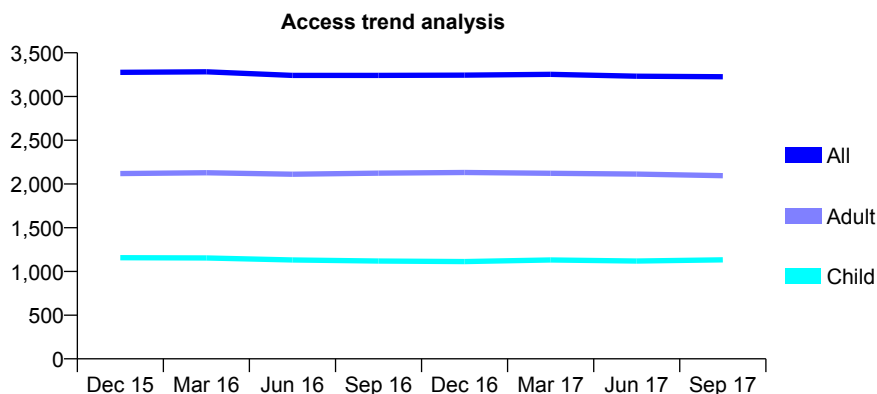
Q68 - Vital Signs At a Glance Contract Report for 82221/0001 - September 2017

Name or company name	MRS NE VADASZ
Contract type name	GDS Contract
Purpose of contract	General
Contract start date	01/04/2006
Contract end date	

17/18 Contracted general activity (UDA)	9,130
Carry forward general activity (UDA)	0
17/18 Contracted orthodontic activity (UOA)	0
Carry forward orthodontic activity (UOA)	0
Baseline contract value	£240,366.21

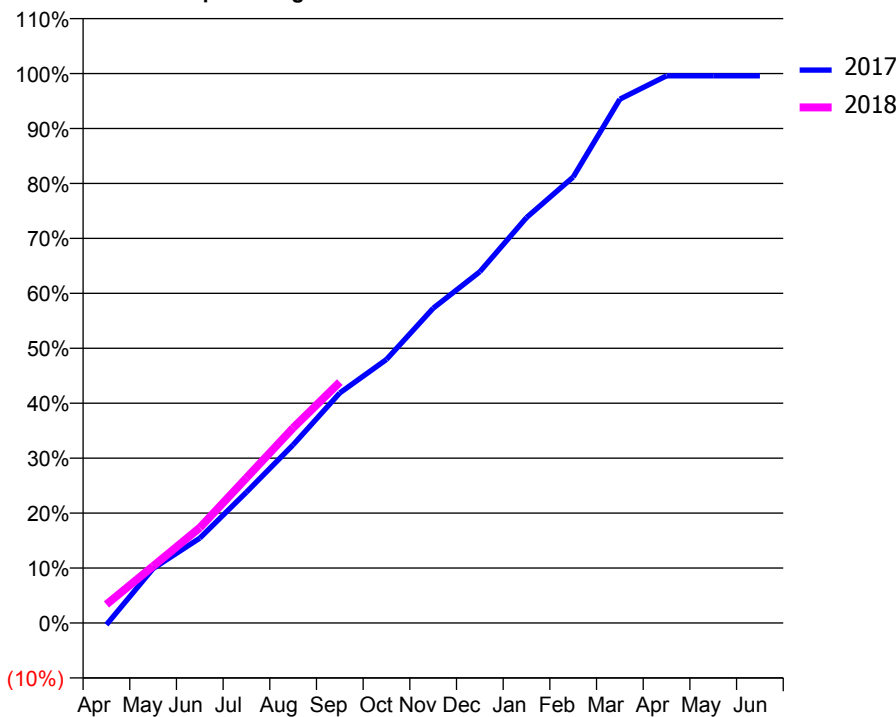
ACCESS*

Patients seen in 24 months	Total	Change since previous quarter
Quarter ending September 2016	3,241	
Quarter ending December 2016	3,245	→
Quarter ending March 2017	3,253	→
Quarter ending June 2017	3,232	→
Quarter ending September 2017	3,227	→
Variance since September 2016	(0.4%)	→



ACTIVITY

Cumulative percentage of contracted UDA delivered 2017 & 2018



Month	Adjusted Scheduled Activity (UDA)	
	2017	2018
April	-31	310
May	905	944
June	1,411	1,583
July	2,175	2,412
August	2,961	3,243
September	3,824	4,002
October	4,380	
November	5,229	
December	5,836	
January	6,736	
February	7,411	
March	8,705	
April	9,091	
May	9,093	
June	9,093	

QUALITY

	Quantity	Base Number	Contract	AT	Region	England
% of FP17s for the same patient ID Re-attending within 3 months - Children	69	946	7.3%	9.3%	11.4%	11.9%
% of FP17s for the same patient ID Re-attending within 3 months - Adults	189	1,333	14.2%	15.0%	15.7%	15.9%
% of FP17s for the same patient ID Re-attending between 3 & 9 months - Children	645	946	68.2%	59.5%	60.6%	58.1%
% of FP17s for the same patient ID Re-attending between 3 & 9 months - Adults	620	1,333	46.5%	51.2%	52.0%	50.6%
% of FP17s for Band 1 Urgent Courses	194	2,087	9.3%	9.6%	9.6%	9.1%
% of FP17s Relating to Free Repair or Replacements	7	2,087	0.3%	0.6%	0.7%	0.8%
% of FP17s Relating to Continuations	6	2,087	0.3%	0.9%	1.0%	1.1%
% of Patients satisfied with the dentistry they have received	9	10	90.0%	90.4%	91.6%	91.4%
% of Patients satisfied with the time they had to wait for an appointment	10	10	100.0%	87.3%	87.9%	87.7%

* This is based on patients treated on this contract for their most recent course of treatment. Figures in italics indicate the base number of FP17s or Patient Questionnaire responses are less than 100. N/A is shown where the base number of responses is less than 10 during the period. % is calculated as Quantity/Base number*100

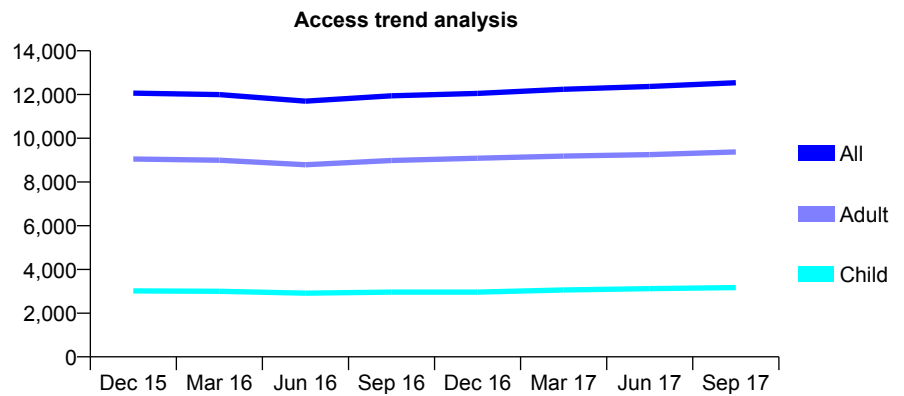
Q68 - Vital Signs At a Glance Contract Report for 825107/0003 - September 2017

Name or company name	MR S OBERAI
Contract type name	GDS Contract
Purpose of contract	General
Contract start date	01/04/2006
Contract end date	

17/18 Contracted general activity (UDA)	33,874
Carry forward general activity (UDA)	-219
17/18 Contracted orthodontic activity (UOA)	0
Carry forward orthodontic activity (UOA)	0
Baseline contract value	£888,658.16

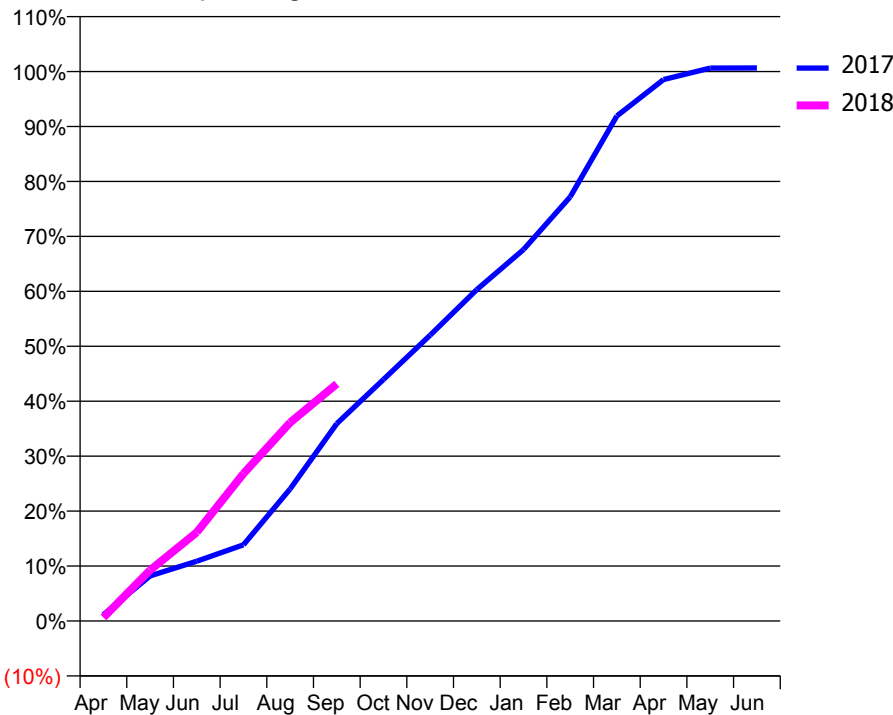
ACCESS*

Patients seen in 24 months	Total	Change since previous quarter
Quarter ending September 2016	11,944	
Quarter ending December 2016	12,050	→
Quarter ending March 2017	12,243	→
Quarter ending June 2017	12,369	→
Quarter ending September 2017	12,539	→
Variance since September 2016	5.0%	↑



ACTIVITY

Cumulative percentage of contracted UDA delivered 2017 & 2018



Month	Adjusted Scheduled Activity (UDA)	
	2017	2018
April	387	219
May	2,784	3,133
June	3,688	5,473
July	4,699	9,084
August	8,144	12,237
September	12,170	14,623
October	14,893	
November	17,619	
December	20,429	
January	22,897	
February	26,146	
March	31,132	
April	33,382	
May	34,088	
June	34,093	

QUALITY

	Quantity	Base Number	Contract	AT	Region	England
% of FP17s for the same patient ID Re-attending within 3 months - Children	105	1,751	6.0%	9.3%	11.4%	11.9%
% of FP17s for the same patient ID Re-attending within 3 months - Adults	424	4,512	9.4%	15.0%	15.7%	15.9%
% of FP17s for the same patient ID Re-attending between 3 & 9 months - Children	683	1,751	39.0%	59.5%	60.6%	58.1%
% of FP17s for the same patient ID Re-attending between 3 & 9 months - Adults	1,499	4,512	33.2%	51.2%	52.0%	50.6%
% of FP17s for Band 1 Urgent Courses	649	5,397	12.0%	9.6%	9.6%	9.1%
% of FP17s Relating to Free Repair or Replacements	7	5,397	0.1%	0.6%	0.7%	0.8%
% of FP17s Relating to Continuations	8	5,397	0.1%	0.9%	1.0%	1.1%
% of Patients satisfied with the dentistry they have received	10	11	90.9%	90.4%	91.6%	91.4%
% of Patients satisfied with the time they had to wait for an appointment	10	11	90.9%	87.3%	87.9%	87.7%

* This is based on patients treated on this contract for their most recent course of treatment. Figures in italics indicate the base number of FP17s or Patient Questionnaire responses are less than 100. N/A is shown where the base number of responses is less than 10 during the period. % is calculated as Quantity/Base number*100

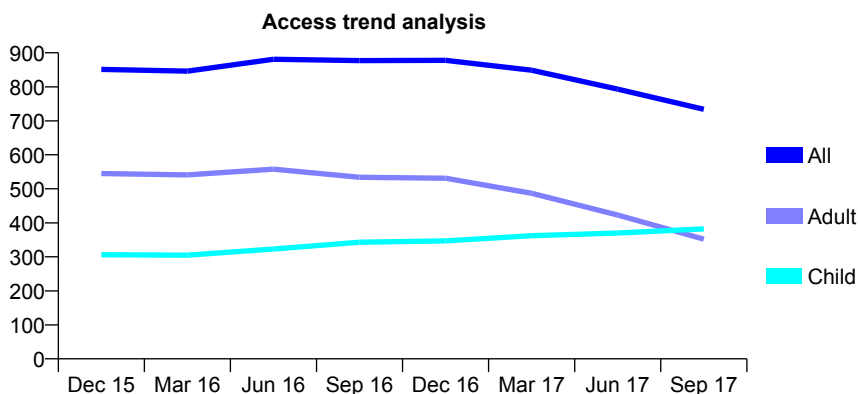
Q68 - Vital Signs At a Glance Contract Report for 825107/0011 - September 2017

Name or company name	Dr M Al-Zibari trading as West Horsley Den
Contract type name	GDS Contract
Purpose of contract	General
Contract start date	01/05/2012
Contract end date	

17/18 Contracted general activity (UDA)	1,676
Carry forward general activity (UDA)	-1
17/18 Contracted orthodontic activity (UOA)	0
Carry forward orthodontic activity (UOA)	0
Baseline contract value	£39,920.51

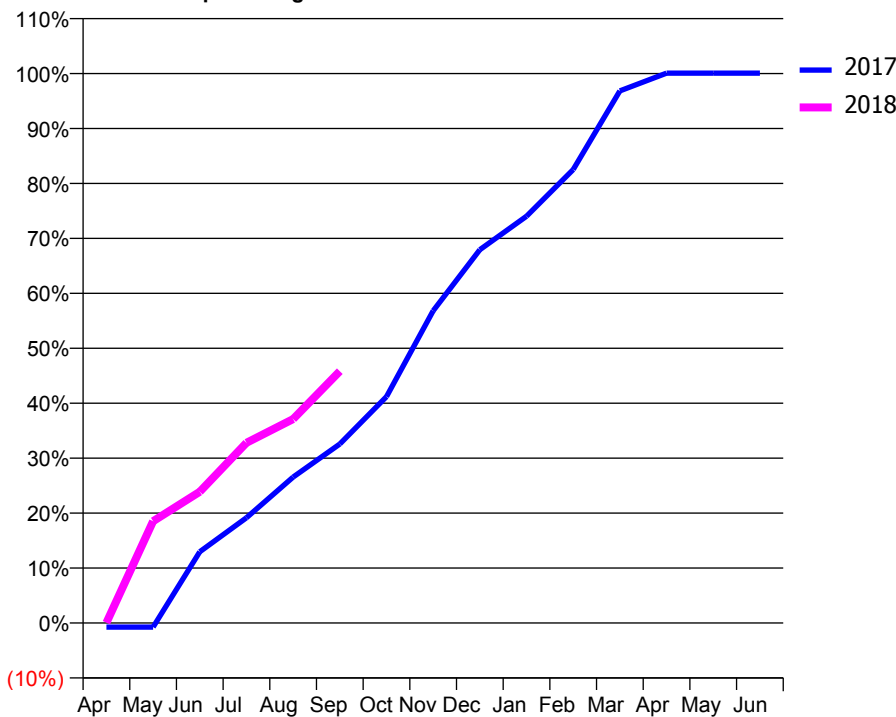
ACCESS*

Patients seen in 24 months	Total	Change since previous quarter
Quarter ending September 2016	877	
Quarter ending December 2016	878	→
Quarter ending March 2017	849	↓
Quarter ending June 2017	793	↓
Quarter ending September 2017	734	↓
Variance since September 2016	(16.3%)	↓



ACTIVITY

Cumulative percentage of contracted UDA delivered 2017 & 2018



Month	Adjusted Scheduled Activity (UDA)	
	2017	2018
April	-13	1
May	-13	310
June	217	400
July	321	550
August	445	622
September	546	768
October	690	
November	952	
December	1,139	
January	1,241	
February	1,383	
March	1,623	
April	1,677	
May	1,677	
June	1,677	

QUALITY

	Quantity	Base Number	Contract	AT	Region	England
% of FP17s for the same patient ID Re-attending within 3 months - Children	24	270	8.9%	9.3%	11.4%	11.9%
% of FP17s for the same patient ID Re-attending within 3 months - Adults	15	95	15.8%	15.0%	15.7%	15.9%
% of FP17s for the same patient ID Re-attending between 3 & 9 months - Children	141	270	52.2%	59.5%	60.6%	58.1%
% of FP17s for the same patient ID Re-attending between 3 & 9 months - Adults	37	95	38.9%	51.2%	52.0%	50.6%
% of FP17s for Band 1 Urgent Courses	6	357	1.7%	9.6%	9.6%	9.1%
% of FP17s Relating to Free Repair or Replacements	1	357	0.3%	0.6%	0.7%	0.8%
% of FP17s Relating to Continuations	0	357	0.0%	0.9%	1.0%	1.1%
% of Patients satisfied with the dentistry they have received	0	0	N/A	90.4%	91.6%	91.4%
% of Patients satisfied with the time they had to wait for an appointment	0	0	N/A	87.3%	87.9%	87.7%

* This is based on patients treated on this contract for their most recent course of treatment. Figures in italics indicate the base number of FP17s or Patient Questionnaire responses are less than 100. N/A is shown where the base number of responses is less than 10 during the period. % is calculated as Quantity/Base number*100

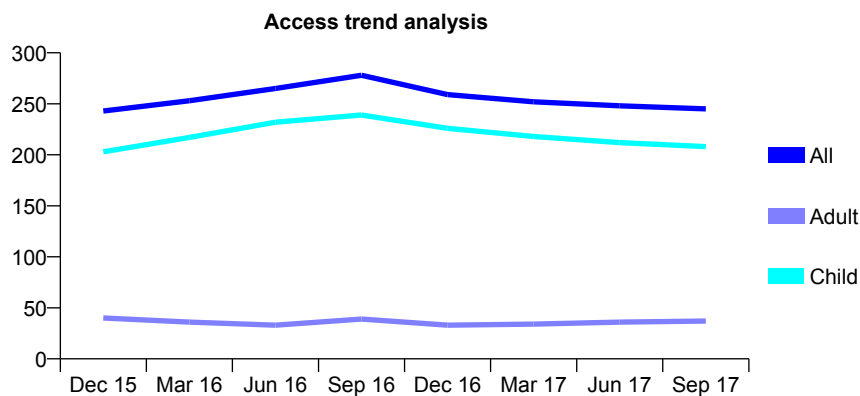
Q68 - Vital Signs At a Glance Contract Report for 829196/0001 - September 2017

Name or company name	DR JA JULLIEN
Contract type name	GDS Contract
Purpose of contract	General
Contract start date	01/04/2006
Contract end date	

17/18 Contracted general activity (UDA)	450
Carry forward general activity (UDA)	0
17/18 Contracted orthodontic activity (UOA)	0
Carry forward orthodontic activity (UOA)	0
Baseline contract value	£10,115.57

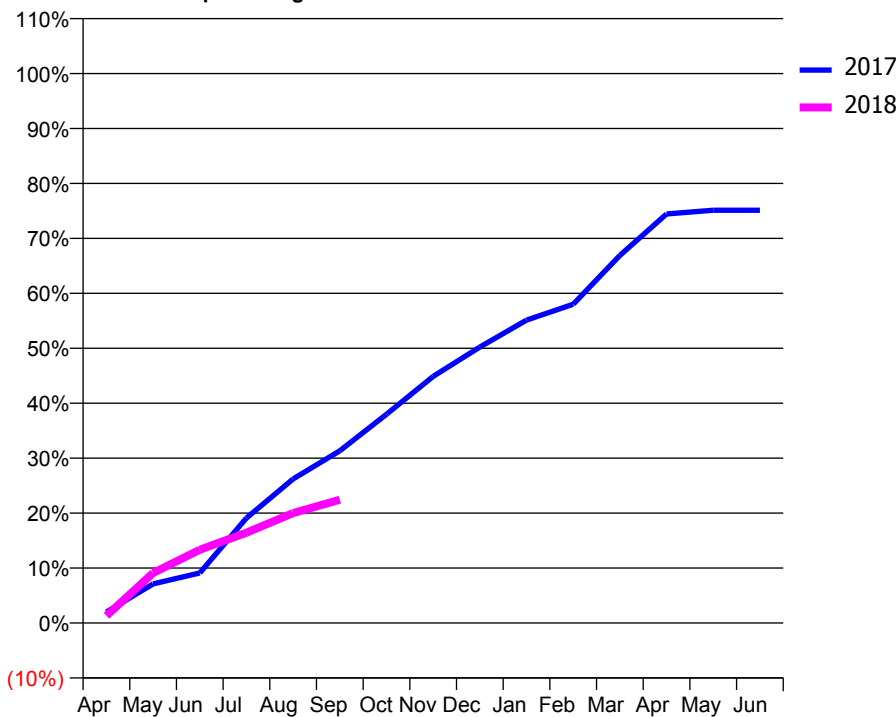
ACCESS*

Patients seen in 24 months	Total	Change since previous quarter
Quarter ending September 2016	278	
Quarter ending December 2016	259	↓
Quarter ending March 2017	252	↓
Quarter ending June 2017	248	↓
Quarter ending September 2017	245	↓
Variance since September 2016	(11.9%)	↓



ACTIVITY

Cumulative percentage of contracted UDA delivered 2017 & 2018



Adjusted Scheduled Activity (UDA)

Month	2017	2018
April	9	6
May	32	41
June	41	60
July	86	74
August	118	90
September	141	101
October	171	
November	202	
December	226	
January	248	
February	261	
March	301	
April	335	
May	338	
June	338	

QUALITY

	Quantity	Base Number	Contract	AT	Region	England
% of FP17s for the same patient ID Re-attending within 3 months - Children	3	109	2.8%	9.3%	11.4%	11.9%
% of FP17s for the same patient ID Re-attending within 3 months - Adults	0	3	0.0%	15.0%	15.7%	15.9%
% of FP17s for the same patient ID Re-attending between 3 & 9 months - Children	47	109	43.1%	59.5%	60.6%	58.1%
% of FP17s for the same patient ID Re-attending between 3 & 9 months - Adults	2	3	66.7%	51.2%	52.0%	50.6%
% of FP17s for Band 1 Urgent Courses	0	85	0.0%	9.6%	9.6%	9.1%
% of FP17s Relating to Free Repair or Replacements	0	85	0.0%	0.6%	0.7%	0.8%
% of FP17s Relating to Continuations	0	85	0.0%	0.9%	1.0%	1.1%
% of Patients satisfied with the dentistry they have received	0	0	N/A	90.4%	91.6%	91.4%
% of Patients satisfied with the time they had to wait for an appointment	0	0	N/A	87.3%	87.9%	87.7%

* This is based on patients treated on this contract for their most recent course of treatment. Figures in italics indicate the base number of FP17s or Patient Questionnaire responses are less than 100. N/A is shown where the base number of responses is less than 10 during the period. % is calculated as Quantity/Base number*100

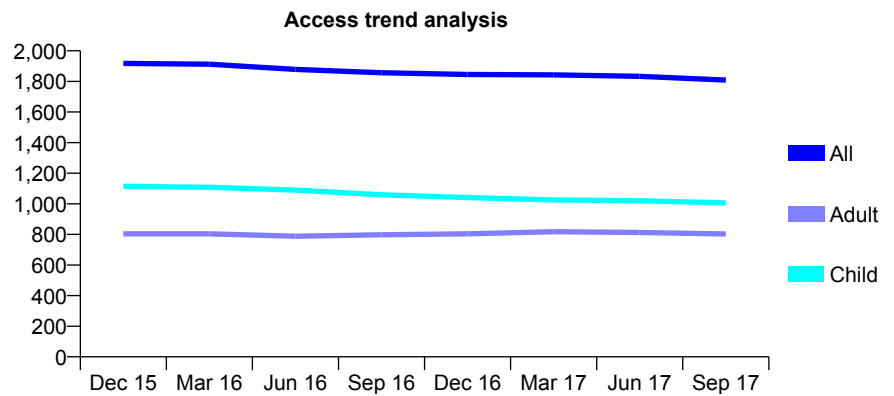
Q68 - Vital Signs At a Glance Contract Report for 831514/0002 - September 2017

Name or company name	MR NC GREEN
Contract type name	GDS Contract
Purpose of contract	General
Contract start date	01/04/2006
Contract end date	

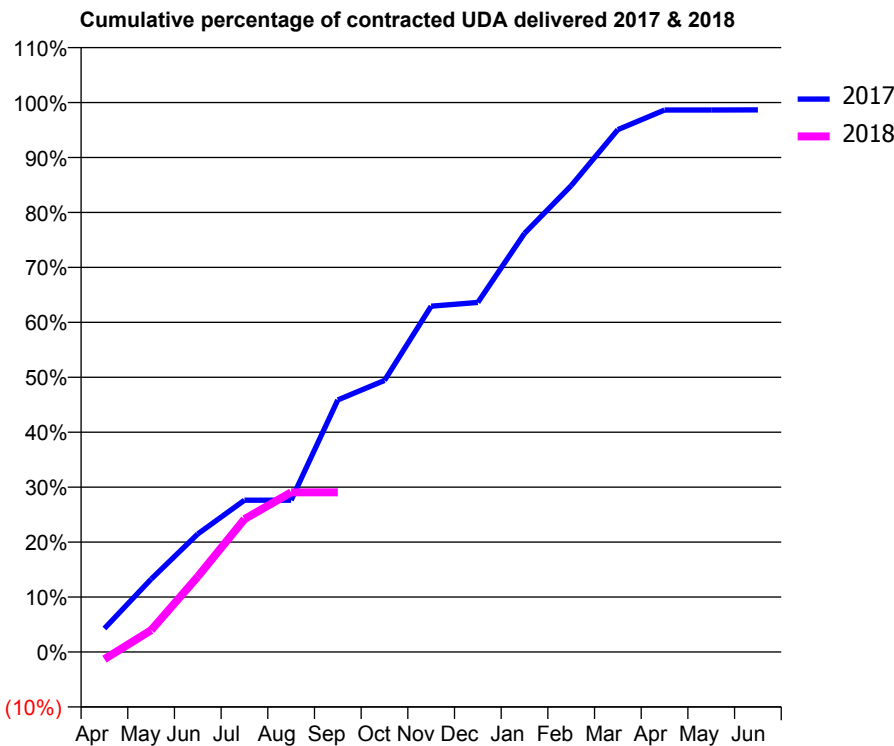
17/18 Contracted general activity (UDA)	4,500
Carry forward general activity (UDA)	60
17/18 Contracted orthodontic activity (UOA)	0
Carry forward orthodontic activity (UOA)	0
Baseline contract value	£107,383.82

ACCESS*

Patients seen in 24 months	Total	Change since previous quarter
Quarter ending September 2016	1,857	
Quarter ending December 2016	1,845	→
Quarter ending March 2017	1,843	→
Quarter ending June 2017	1,833	→
Quarter ending September 2017	1,809	↓
Variance since September 2016	(2.6%)	↓



ACTIVITY



Month	Adjusted Scheduled Activity (UDA)	
	2017	2018
April	192	-60
May	597	178
June	967	617
July	1,243	1,088
August	1,243	1,307
September	2,064	1,307
October	2,224	
November	2,832	
December	2,862	
January	3,429	
February	3,820	
March	4,278	
April	4,439	
May	4,439	
June	4,440	

QUALITY

	Quantity	Base Number	Contract	AT	Region	England
% of FP17s for the same patient ID Re-attending within 3 months - Children	27	607	4.4%	9.3%	11.4%	11.9%
% of FP17s for the same patient ID Re-attending within 3 months - Adults	32	444	7.2%	15.0%	15.7%	15.9%
% of FP17s for the same patient ID Re-attending between 3 & 9 months - Children	428	607	70.5%	59.5%	60.6%	58.1%
% of FP17s for the same patient ID Re-attending between 3 & 9 months - Adults	320	444	72.1%	51.2%	52.0%	50.6%
% of FP17s for Band 1 Urgent Courses	10	950	1.1%	9.6%	9.6%	9.1%
% of FP17s Relating to Free Repair or Replacements	0	950	0.0%	0.6%	0.7%	0.8%
% of FP17s Relating to Continuations	2	950	0.2%	0.9%	1.0%	1.1%
% of Patients satisfied with the dentistry they have received	6	6	N/A	90.4%	91.6%	91.4%
% of Patients satisfied with the time they had to wait for an appointment	6	6	N/A	87.3%	87.9%	87.7%

* This is based on patients treated on this contract for their most recent course of treatment. Figures in italics indicate the base number of FP17s or Patient Questionnaire responses are less than 100. N/A is shown where the base number of responses is less than 10 during the period. % is calculated as Quantity/Base number*100

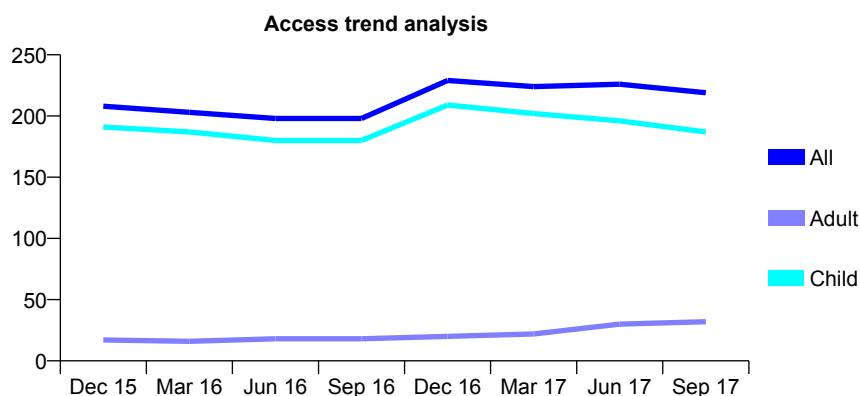
Q68 - Vital Signs At a Glance Contract Report for 833215/0001 - September 2017

Name or company name	MRS A SIMPKINS
Contract type name	GDS Contract
Purpose of contract	General
Contract start date	01/04/2006
Contract end date	

17/18 Contracted general activity (UDA)	325
Carry forward general activity (UDA)	-7
17/18 Contracted orthodontic activity (UOA)	0
Carry forward orthodontic activity (UOA)	0
Baseline contract value	£9,356.81

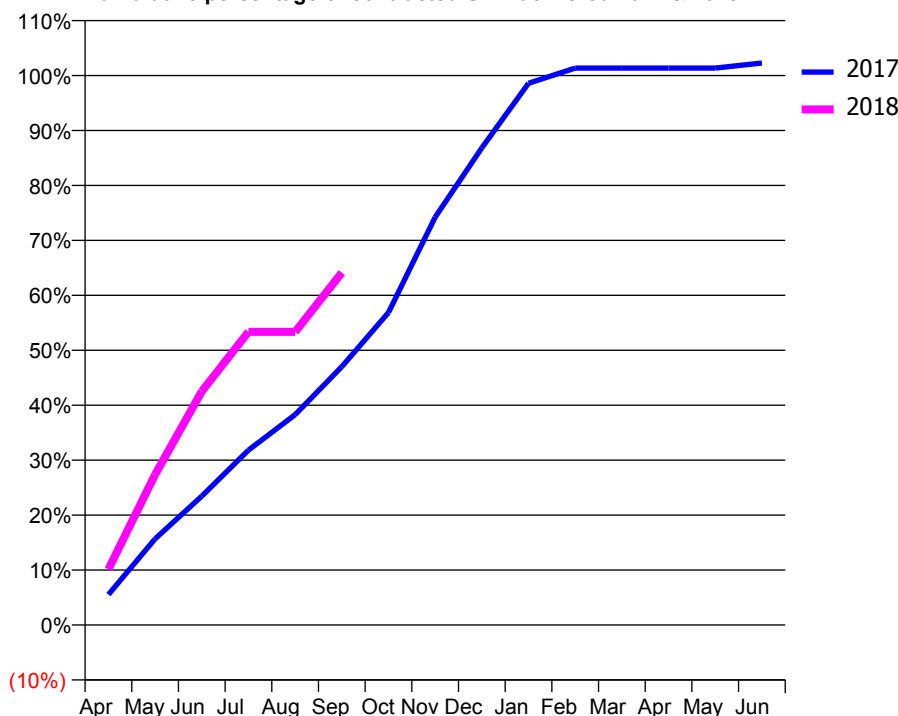
ACCESS*

Patients seen in 24 months	Total	Change since previous quarter
Quarter ending September 2016	198	
Quarter ending December 2016	229	↑
Quarter ending March 2017	224	↓
Quarter ending June 2017	226	→
Quarter ending September 2017	219	↓
Variance since September 2016	10.6%	↑



ACTIVITY

Cumulative percentage of contracted UDA delivered 2017 & 2018



Month	Adjusted Scheduled Activity (UDA)	
	2017	2018
April	18	33
May	51	89
June	76	138
July	103	173
August	124	173
September	153	208
October	185	
November	241	
December	282	
January	320	
February	329	
March	329	
April	329	
May	329	
June	332	

QUALITY

	Quantity	Base Number	Contract	AT	Region	England
% of FP17s for the same patient ID Re-attending within 3 months - Children	4	152	2.6%	9.3%	11.4%	11.9%
% of FP17s for the same patient ID Re-attending within 3 months - Adults	0	8	0.0%	15.0%	15.7%	15.9%
% of FP17s for the same patient ID Re-attending between 3 & 9 months - Children	87	152	57.2%	59.5%	60.6%	58.1%
% of FP17s for the same patient ID Re-attending between 3 & 9 months - Adults	4	8	50.0%	51.2%	52.0%	50.6%
% of FP17s for Band 1 Urgent Courses	2	158	1.3%	9.6%	9.6%	9.1%
% of FP17s Relating to Free Repair or Replacements	0	158	0.0%	0.6%	0.7%	0.8%
% of FP17s Relating to Continuations	0	158	0.0%	0.9%	1.0%	1.1%
% of Patients satisfied with the dentistry they have received	4	4	N/A	90.4%	91.6%	91.4%
% of Patients satisfied with the time they had to wait for an appointment	3	4	N/A	87.3%	87.9%	87.7%

* This is based on patients treated on this contract for their most recent course of treatment. Figures in italics indicate the base number of FP17s or Patient Questionnaire responses are less than 100. N/A is shown where the base number of responses is less than 10 during the period. % is calculated as Quantity/Base number*100

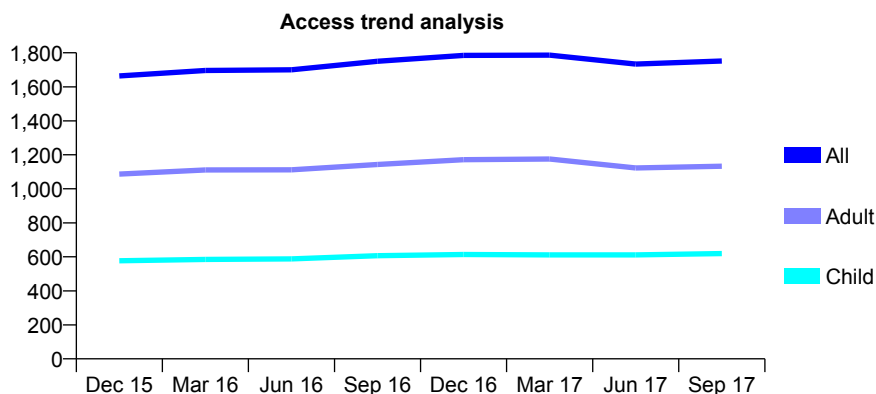
Q68 - Vital Signs At a Glance Contract Report for 833576/0001 - September 2017

Name or company name	MR CS HOUSTON
Contract type name	GDS Contract
Purpose of contract	General
Contract start date	01/04/2006
Contract end date	

17/18 Contracted general activity (UDA)	5,304
Carry forward general activity (UDA)	-49
17/18 Contracted orthodontic activity (UOA)	0
Carry forward orthodontic activity (UOA)	0
Baseline contract value	£166,735.99

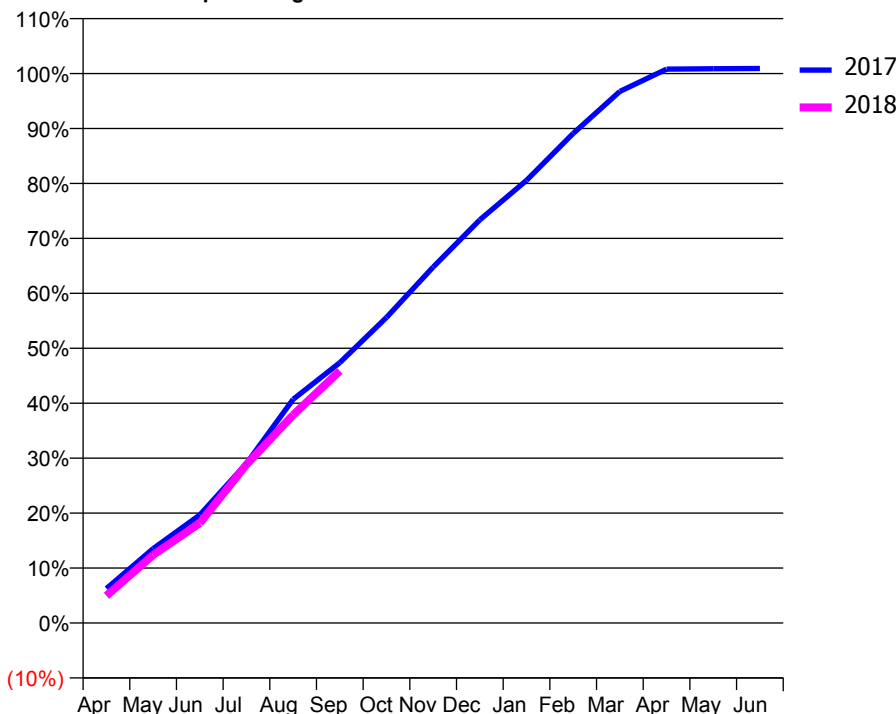
ACCESS*

Patients seen in 24 months	Total	Change since previous quarter
Quarter ending September 2016	1,750	
Quarter ending December 2016	1,785	↑
Quarter ending March 2017	1,786	→
Quarter ending June 2017	1,734	↓
Quarter ending September 2017	1,752	→
Variance since September 2016	0.1%	→



ACTIVITY

Cumulative percentage of contracted UDA delivered 2017 & 2018



Adjusted Scheduled Activity (UDA)

Month	2017	2018
April	333	264
May	718	657
June	1,043	965
July	1,539	1,530
August	2,159	2,009
September	2,513	2,434
October	2,949	
November	3,436	
December	3,892	
January	4,273	
February	4,726	
March	5,131	
April	5,346	
May	5,350	
June	5,353	

QUALITY

	Quantity	Base Number	Contract	AT	Region	England
% of FP17s for the same patient ID Re-attending within 3 months - Children	43	532	8.1%	9.3%	11.4%	11.9%
% of FP17s for the same patient ID Re-attending within 3 months - Adults	111	823	13.5%	15.0%	15.7%	15.9%
% of FP17s for the same patient ID Re-attending between 3 & 9 months - Children	374	532	70.3%	59.5%	60.6%	58.1%
% of FP17s for the same patient ID Re-attending between 3 & 9 months - Adults	518	823	62.9%	51.2%	52.0%	50.6%
% of FP17s for Band 1 Urgent Courses	129	1,244	10.4%	9.6%	9.6%	9.1%
% of FP17s Relating to Free Repair or Replacements	0	1,244	0.0%	0.6%	0.7%	0.8%
% of FP17s Relating to Continuations	2	1,244	0.2%	0.9%	1.0%	1.1%
% of Patients satisfied with the dentistry they have received	4	4	N/A	90.4%	91.6%	91.4%
% of Patients satisfied with the time they had to wait for an appointment	3	4	N/A	87.3%	87.9%	87.7%

* This is based on patients treated on this contract for their most recent course of treatment. Figures in italics indicate the base number of FP17s or Patient Questionnaire responses are less than 100. N/A is shown where the base number of responses is less than 10 during the period. % is calculated as Quantity/Base number*100

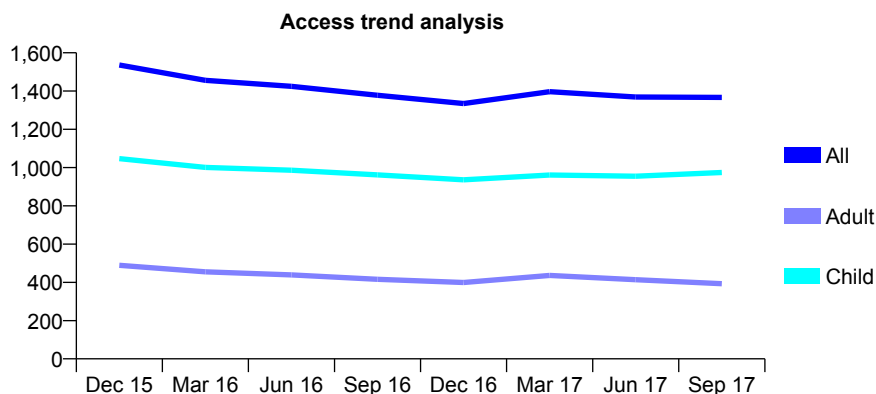
Q68 - Vital Signs At a Glance Contract Report for 834777/0001 - September 2017

Name or company name	MR C WOOD
Contract type name	GDS Contract
Purpose of contract	General
Contract start date	01/04/2006
Contract end date	

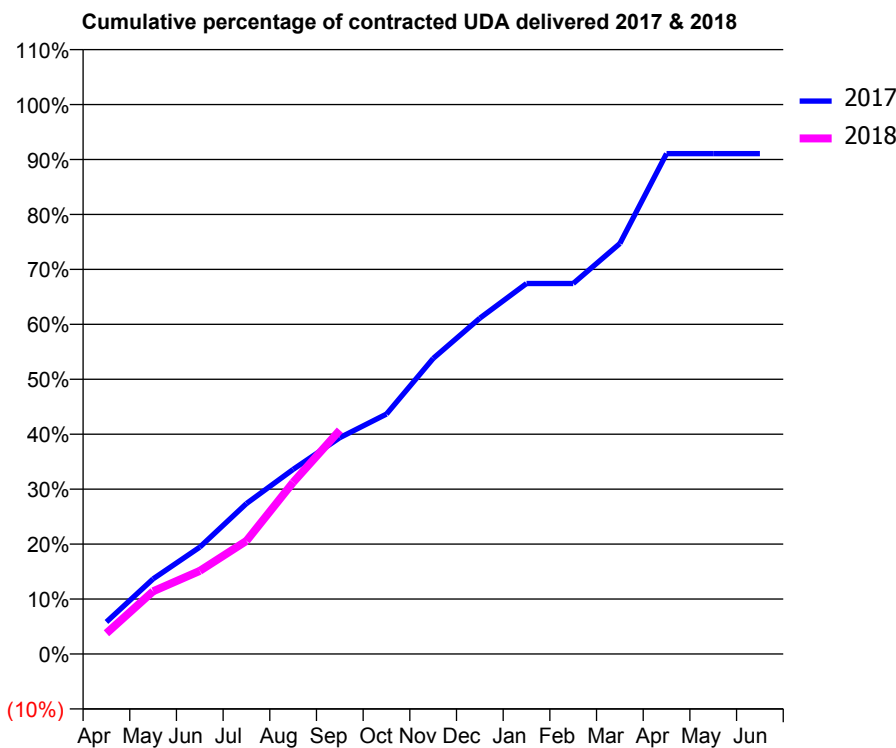
17/18 Contracted general activity (UDA)	3,000
Carry forward general activity (UDA)	0
17/18 Contracted orthodontic activity (UOA)	0
Carry forward orthodontic activity (UOA)	0
Baseline contract value	£71,373.63

ACCESS*

Patients seen in 24 months	Total	Change since previous quarter
Quarter ending September 2016	1,378	
Quarter ending December 2016	1,335	↓
Quarter ending March 2017	1,397	↑
Quarter ending June 2017	1,369	↓
Quarter ending September 2017	1,367	→
Variance since September 2016	(0.8%)	→



ACTIVITY



Month	Adjusted Scheduled Activity (UDA)	
	2017	2018
April	175	113
May	410	342
June	584	454
July	822	618
August	1,008	938
September	1,181	1,222
October	1,310	
November	1,613	
December	1,834	
January	2,023	
February	2,023	
March	2,241	
April	2,732	
May	2,732	
June	2,732	

QUALITY

	Quantity	Base Number	Contract	AT	Region	England
% of FP17s for the same patient ID Re-attending within 3 months - Children	63	831	7.6%	9.3%	11.4%	11.9%
% of FP17s for the same patient ID Re-attending within 3 months - Adults	26	277	9.4%	15.0%	15.7%	15.9%
% of FP17s for the same patient ID Re-attending between 3 & 9 months - Children	496	831	59.7%	59.5%	60.6%	58.1%
% of FP17s for the same patient ID Re-attending between 3 & 9 months - Adults	136	277	49.1%	51.2%	52.0%	50.6%
% of FP17s for Band 1 Urgent Courses	40	858	4.7%	9.6%	9.6%	9.1%
% of FP17s Relating to Free Repair or Replacements	1	858	0.1%	0.6%	0.7%	0.8%
% of FP17s Relating to Continuations	12	858	1.4%	0.9%	1.0%	1.1%
% of Patients satisfied with the dentistry they have received	2	2	N/A	90.4%	91.6%	91.4%
% of Patients satisfied with the time they had to wait for an appointment	2	2	N/A	87.3%	87.9%	87.7%

* This is based on patients treated on this contract for their most recent course of treatment. Figures in italics indicate the base number of FP17s or Patient Questionnaire responses are less than 100. N/A is shown where the base number of responses is less than 10 during the period. % is calculated as Quantity/Base number*100

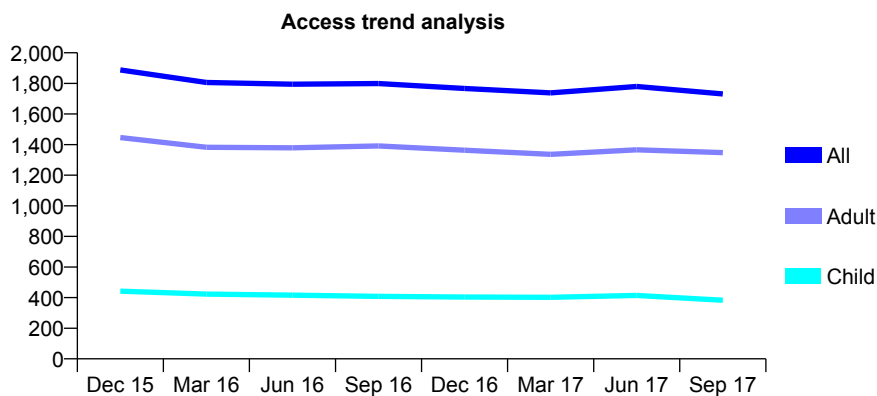
Q68 - Vital Signs At a Glance Contract Report for 835005/0001 - September 2017

Name or company name	MR R FERNANDES
Contract type name	GDS Contract
Purpose of contract	General
Contract start date	01/04/2006
Contract end date	

17/18 Contracted general activity (UDA)	7,748
Carry forward general activity (UDA)	-142
17/18 Contracted orthodontic activity (UOA)	0
Carry forward orthodontic activity (UOA)	0
Baseline contract value	£212,570.78

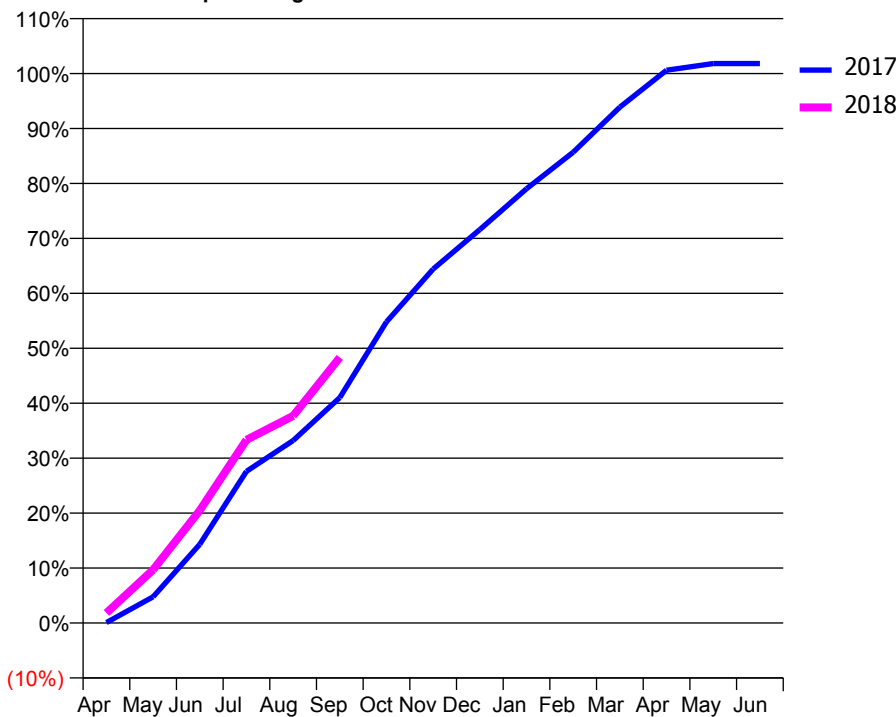
ACCESS*

Patients seen in 24 months	Total	Change since previous quarter
Quarter ending September 2016	1,799	
Quarter ending December 2016	1,767	↓
Quarter ending March 2017	1,738	↓
Quarter ending June 2017	1,780	↑
Quarter ending September 2017	1,731	↓
Variance since September 2016	(3.8%)	↓



ACTIVITY

Cumulative percentage of contracted UDA delivered 2017 & 2018



Month	Adjusted Scheduled Activity (UDA)	
	2017	2018
April	6	142
May	370	751
June	1,110	1,587
July	2,139	2,583
August	2,573	2,920
September	3,178	3,745
October	4,247	
November	4,992	
December	5,548	
January	6,123	
February	6,639	
March	7,273	
April	7,795	
May	7,888	
June	7,889	

QUALITY

	Quantity	Base Number	Contract	AT	Region	England
% of FP17s for the same patient ID Re-attending within 3 months - Children	6	194	3.1%	9.3%	11.4%	11.9%
% of FP17s for the same patient ID Re-attending within 3 months - Adults	183	914	20.0%	15.0%	15.7%	15.9%
% of FP17s for the same patient ID Re-attending between 3 & 9 months - Children	89	194	45.9%	59.5%	60.6%	58.1%
% of FP17s for the same patient ID Re-attending between 3 & 9 months - Adults	370	914	40.5%	51.2%	52.0%	50.6%
% of FP17s for Band 1 Urgent Courses	95	902	10.5%	9.6%	9.6%	9.1%
% of FP17s Relating to Free Repair or Replacements	2	902	0.2%	0.6%	0.7%	0.8%
% of FP17s Relating to Continuations	19	902	2.1%	0.9%	1.0%	1.1%
% of Patients satisfied with the dentistry they have received	4	5	N/A	90.4%	91.6%	91.4%
% of Patients satisfied with the time they had to wait for an appointment	5	5	N/A	87.3%	87.9%	87.7%

* This is based on patients treated on this contract for their most recent course of treatment. Figures in italics indicate the base number of FP17s or Patient Questionnaire responses are less than 100. N/A is shown where the base number of responses is less than 10 during the period. % is calculated as Quantity/Base number*100

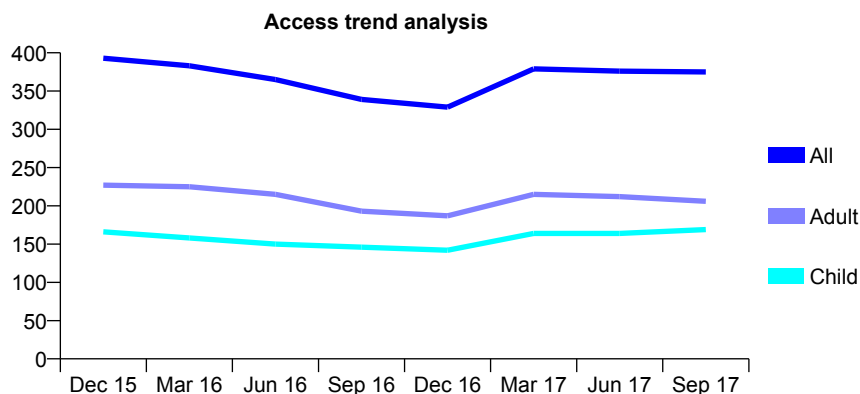
Q68 - Vital Signs At a Glance Contract Report for 836206/0001 - September 2017

Name or company name	MISS DA BRUMMITT
Contract type name	GDS Contract
Purpose of contract	General
Contract start date	01/04/2006
Contract end date	

17/18 Contracted general activity (UDA)	1,801
Carry forward general activity (UDA)	-37
17/18 Contracted orthodontic activity (UOA)	0
Carry forward orthodontic activity (UOA)	0
Baseline contract value	£43,002.95

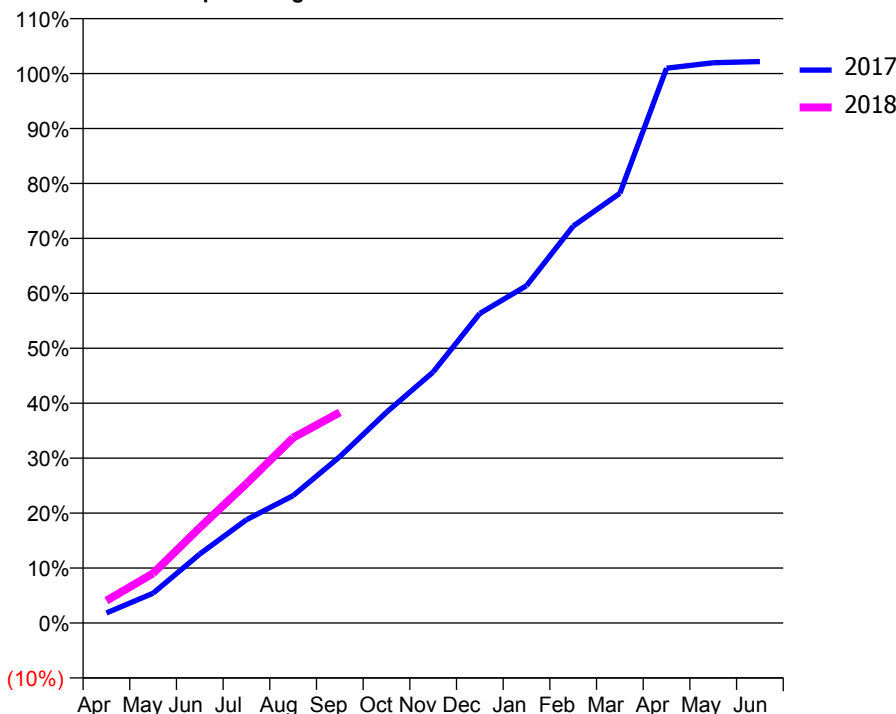
ACCESS*

Patients seen in 24 months	Total	Change since previous quarter
Quarter ending September 2016	339	
Quarter ending December 2016	329	↓
Quarter ending March 2017	379	↑
Quarter ending June 2017	376	→
Quarter ending September 2017	375	→
Variance since September 2016	10.6%	↑



ACTIVITY

Cumulative percentage of contracted UDA delivered 2017 & 2018



Month	Adjusted Scheduled Activity (UDA)	
	2017	2018
April	33	73
May	98	163
June	226	313
July	339	457
August	418	607
September	545	690
October	691	
November	823	
December	1,014	
January	1,106	
February	1,301	
March	1,408	
April	1,818	
May	1,836	
June	1,840	

QUALITY

	Quantity	Base Number	Contract	AT	Region	England
% of FP17s for the same patient ID Re-attending within 3 months - Children	84	232	36.2%	9.3%	11.4%	11.9%
% of FP17s for the same patient ID Re-attending within 3 months - Adults	45	178	25.3%	15.0%	15.7%	15.9%
% of FP17s for the same patient ID Re-attending between 3 & 9 months - Children	94	232	40.5%	59.5%	60.6%	58.1%
% of FP17s for the same patient ID Re-attending between 3 & 9 months - Adults	72	178	40.4%	51.2%	52.0%	50.6%
% of FP17s for Band 1 Urgent Courses	12	290	4.1%	9.6%	9.6%	9.1%
% of FP17s Relating to Free Repair or Replacements	1	290	0.3%	0.6%	0.7%	0.8%
% of FP17s Relating to Continuations	0	290	0.0%	0.9%	1.0%	1.1%
% of Patients satisfied with the dentistry they have received	1	1	N/A	90.4%	91.6%	91.4%
% of Patients satisfied with the time they had to wait for an appointment	1	1	N/A	87.3%	87.9%	87.7%

* This is based on patients treated on this contract for their most recent course of treatment. Figures in italics indicate the base number of FP17s or Patient Questionnaire responses are less than 100. N/A is shown where the base number of responses is less than 10 during the period. % is calculated as Quantity/Base number*100

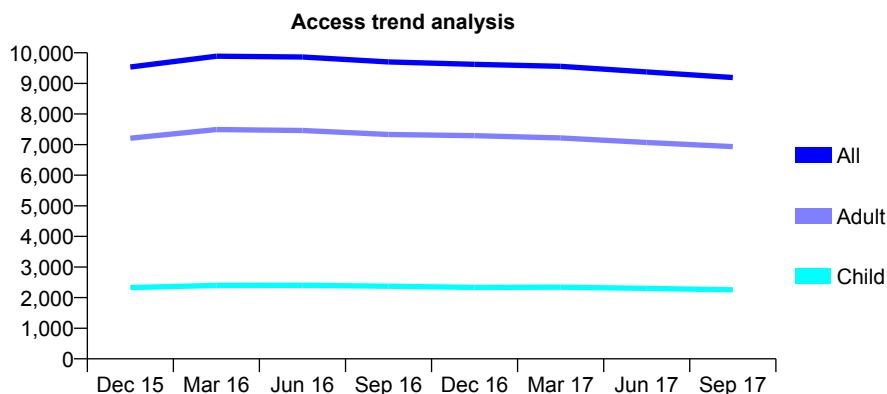
Q68 - Vital Signs At a Glance Contract Report for 840130/0002 - September 2017

Name or company name	MR RW GORROD
Contract type name	GDS Contract
Purpose of contract	General
Contract start date	01/04/2014
Contract end date	

17/18 Contracted general activity (UDA)	27,200
Carry forward general activity (UDA)	0
17/18 Contracted orthodontic activity (UOA)	0
Carry forward orthodontic activity (UOA)	0
Baseline contract value	£675,299.53

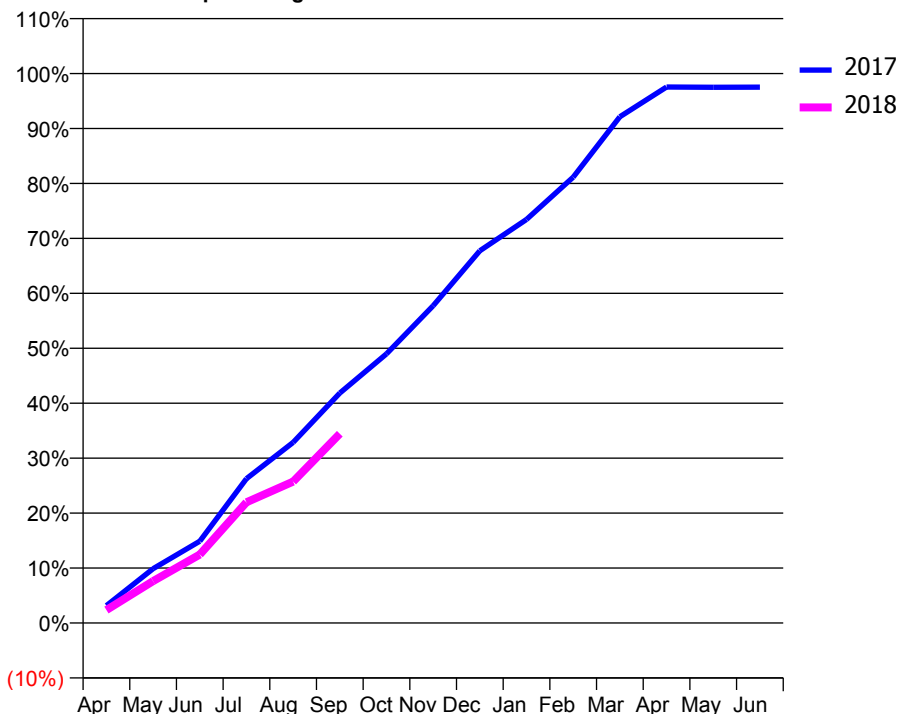
ACCESS*

Patients seen in 24 months	Total	Change since previous quarter
Quarter ending September 2016	9,703	
Quarter ending December 2016	9,625	→
Quarter ending March 2017	9,558	→
Quarter ending June 2017	9,373	↓
Quarter ending September 2017	9,193	↓
Variance since September 2016	(5.3%)	↓



ACTIVITY

Cumulative percentage of contracted UDA delivered 2017 & 2018



Month	Adjusted Scheduled Activity (UDA)	
	2017	2018
April	796	644
May	2,492	2,077
June	3,751	3,390
July	6,619	5,980
August	8,285	7,003
September	10,543	9,370
October	12,346	
November	14,549	
December	17,069	
January	18,508	
February	20,446	
March	23,219	
April	24,579	
May	24,568	
June	24,577	

QUALITY

	Quantity	Base Number	Contract	AT	Region	England
% of FP17s for the same patient ID Re-attending within 3 months - Children	62	1,410	4.4%	9.3%	11.4%	11.9%
% of FP17s for the same patient ID Re-attending within 3 months - Adults	507	3,967	12.8%	15.0%	15.7%	15.9%
% of FP17s for the same patient ID Re-attending between 3 & 9 months - Children	883	1,410	62.6%	59.5%	60.6%	58.1%
% of FP17s for the same patient ID Re-attending between 3 & 9 months - Adults	1,897	3,967	47.8%	51.2%	52.0%	50.6%
% of FP17s for Band 1 Urgent Courses	267	4,741	5.6%	9.6%	9.6%	9.1%
% of FP17s Relating to Free Repair or Replacements	9	4,741	0.2%	0.6%	0.7%	0.8%
% of FP17s Relating to Continuations	105	4,741	2.2%	0.9%	1.0%	1.1%
% of Patients satisfied with the dentistry they have received	15	15	100.0%	90.4%	91.6%	91.4%
% of Patients satisfied with the time they had to wait for an appointment	13	15	86.7%	87.3%	87.9%	87.7%

* This is based on patients treated on this contract for their most recent course of treatment. Figures in italics indicate the base number of FP17s or Patient Questionnaire responses are less than 100. N/A is shown where the base number of responses is less than 10 during the period. % is calculated as Quantity/Base number*100

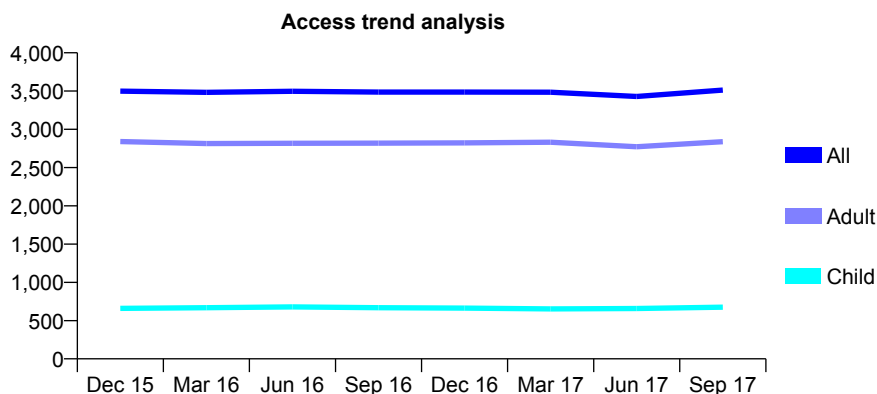
Q68 - Vital Signs At a Glance Contract Report for 842796/0001 - September 2017

Name or company name	MR T GHASEMI
Contract type name	GDS Contract
Purpose of contract	General
Contract start date	01/04/2006
Contract end date	

17/18 Contracted general activity (UDA)	10,559
Carry forward general activity (UDA)	0
17/18 Contracted orthodontic activity (UOA)	0
Carry forward orthodontic activity (UOA)	0
Baseline contract value	£346,155.50

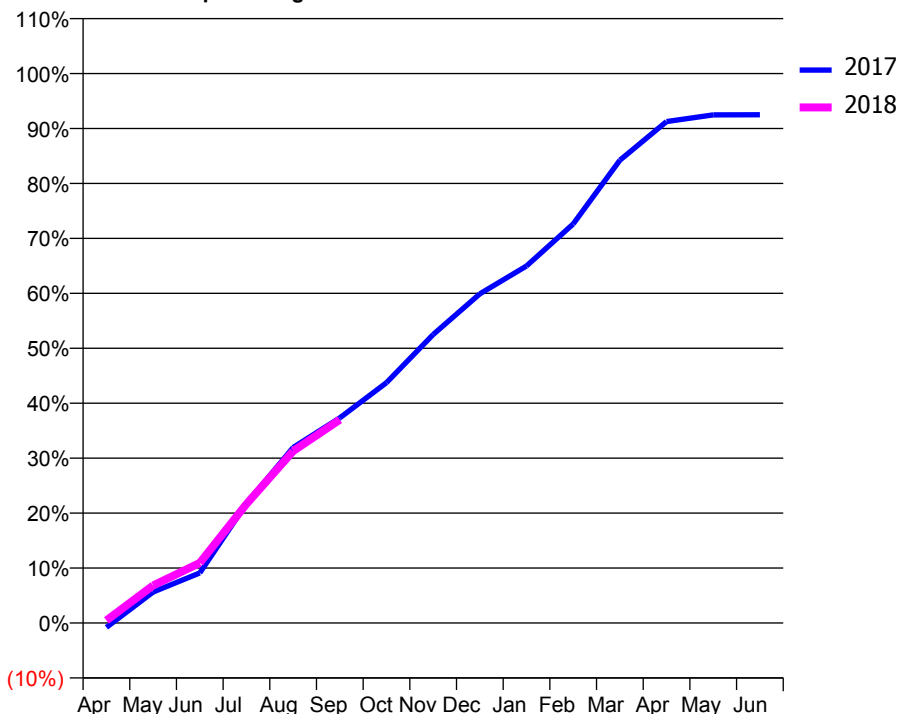
ACCESS*

Patients seen in 24 months	Total	Change since previous quarter
Quarter ending September 2016	3,487	
Quarter ending December 2016	3,486	→
Quarter ending March 2017	3,485	→
Quarter ending June 2017	3,430	↓
Quarter ending September 2017	3,513	↑
Variance since September 2016	0.7%	→



ACTIVITY

Cumulative percentage of contracted UDA delivered 2017 & 2018



Month	Adjusted Scheduled Activity (UDA)	
	2017	2018
April	-86	50
May	596	721
June	961	1,154
July	2,296	2,288
August	3,373	3,303
September	3,943	3,906
October	4,619	
November	5,543	
December	6,324	
January	6,860	
February	7,668	
March	8,893	
April	9,635	
May	9,765	
June	9,767	

QUALITY

	Quantity	Base Number	Contract	AT	Region	England
% of FP17s for the same patient ID Re-attending within 3 months - Children	14	426	3.3%	9.3%	11.4%	11.9%
% of FP17s for the same patient ID Re-attending within 3 months - Adults	145	1,577	9.2%	15.0%	15.7%	15.9%
% of FP17s for the same patient ID Re-attending between 3 & 9 months - Children	136	426	31.9%	59.5%	60.6%	58.1%
% of FP17s for the same patient ID Re-attending between 3 & 9 months - Adults	594	1,577	37.7%	51.2%	52.0%	50.6%
% of FP17s for Band 1 Urgent Courses	138	1,734	8.0%	9.6%	9.6%	9.1%
% of FP17s Relating to Free Repair or Replacements	3	1,734	0.2%	0.6%	0.7%	0.8%
% of FP17s Relating to Continuations	6	1,734	0.3%	0.9%	1.0%	1.1%
% of Patients satisfied with the dentistry they have received	4	5	N/A	90.4%	91.6%	91.4%
% of Patients satisfied with the time they had to wait for an appointment	3	5	N/A	87.3%	87.9%	87.7%

* This is based on patients treated on this contract for their most recent course of treatment. Figures in italics indicate the base number of FP17s or Patient Questionnaire responses are less than 100. N/A is shown where the base number of responses is less than 10 during the period. % is calculated as Quantity/Base number*100

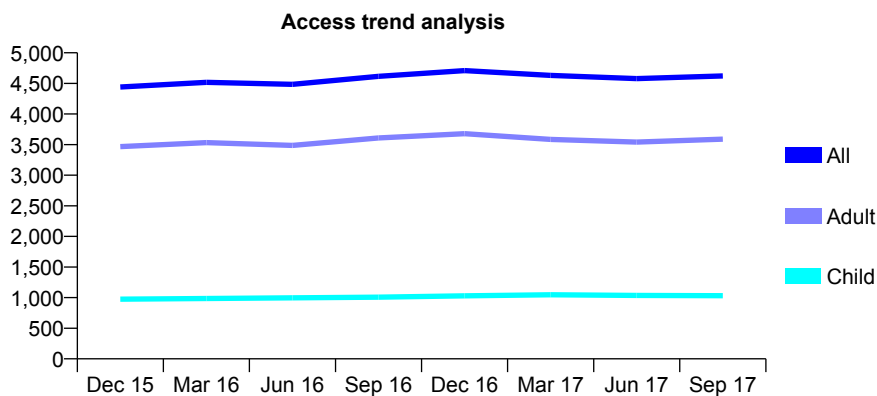
Q68 - Vital Signs At a Glance Contract Report for 842885/0001 - September 2017

Name or company name	MR S GHADIMI
Contract type name	GDS Contract
Purpose of contract	General
Contract start date	08/05/2006
Contract end date	

17/18 Contracted general activity (UDA)	9,574
Carry forward general activity (UDA)	-192
17/18 Contracted orthodontic activity (UOA)	0
Carry forward orthodontic activity (UOA)	0
Baseline contract value	£251,496.32

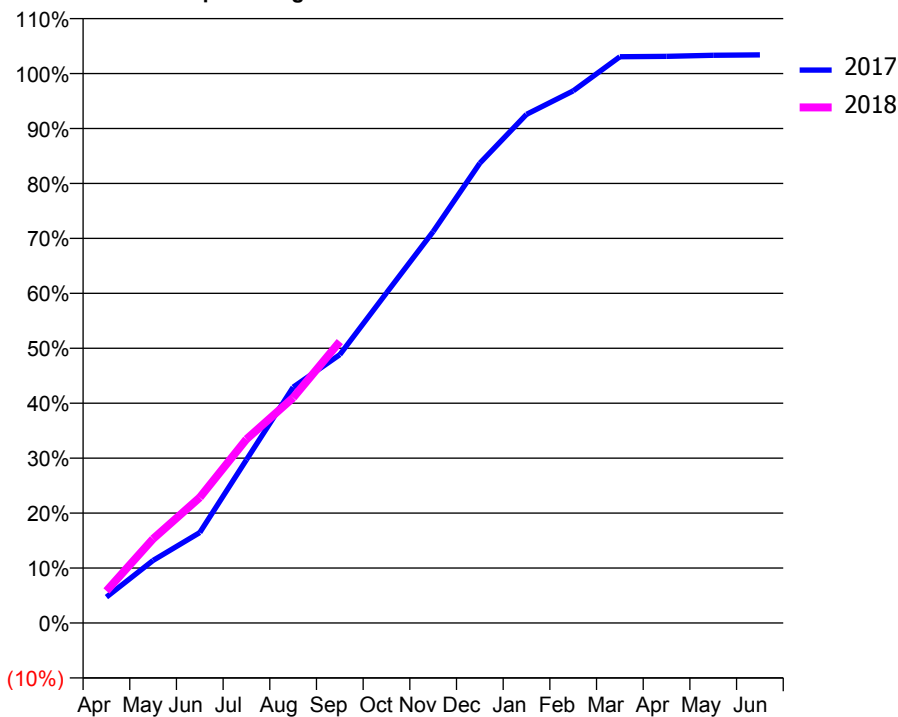
ACCESS*

Patients seen in 24 months	Total	Change since previous quarter
Quarter ending September 2016	4,615	
Quarter ending December 2016	4,709	↑
Quarter ending March 2017	4,631	↓
Quarter ending June 2017	4,578	↓
Quarter ending September 2017	4,621	→
Variance since September 2016	0.1%	→



ACTIVITY

Cumulative percentage of contracted UDA delivered 2017 & 2018



Month	Adjusted Scheduled Activity (UDA)	
	2017	2018
April	451	559
May	1,091	1,467
June	1,576	2,187
July	2,846	3,203
August	4,108	3,926
September	4,675	4,903
October	5,751	
November	6,819	
December	8,011	
January	8,863	
February	9,271	
March	9,865	
April	9,874	
May	9,892	
June	9,898	

QUALITY

	Quantity	Base Number	Contract	AT	Region	England
% of FP17s for the same patient ID Re-attending within 3 months - Children	31	692	4.5%	9.3%	11.4%	11.9%
% of FP17s for the same patient ID Re-attending within 3 months - Adults	229	2,189	10.5%	15.0%	15.7%	15.9%
% of FP17s for the same patient ID Re-attending between 3 & 9 months - Children	364	692	52.6%	59.5%	60.6%	58.1%
% of FP17s for the same patient ID Re-attending between 3 & 9 months - Adults	1,022	2,189	46.7%	51.2%	52.0%	50.6%
% of FP17s for Band 1 Urgent Courses	242	2,832	8.5%	9.6%	9.6%	9.1%
% of FP17s Relating to Free Repair or Replacements	0	2,832	0.0%	0.6%	0.7%	0.8%
% of FP17s Relating to Continuations	3	2,832	0.1%	0.9%	1.0%	1.1%
% of Patients satisfied with the dentistry they have received	3	4	N/A	90.4%	91.6%	91.4%
% of Patients satisfied with the time they had to wait for an appointment	4	4	N/A	87.3%	87.9%	87.7%

* This is based on patients treated on this contract for their most recent course of treatment. Figures in italics indicate the base number of FP17s or Patient Questionnaire responses are less than 100. N/A is shown where the base number of responses is less than 10 during the period. % is calculated as Quantity/Base number*100

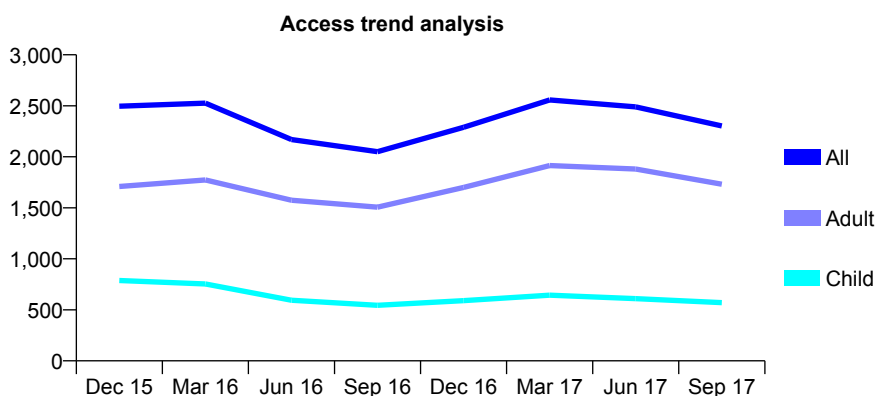
Q68 - Vital Signs At a Glance Contract Report for 842974/0001 - September 2017

Name or company name	MRS ME LARSSON ANDREASSON
Contract type name	GDS Contract
Purpose of contract	General
Contract start date	01/04/2006
Contract end date	

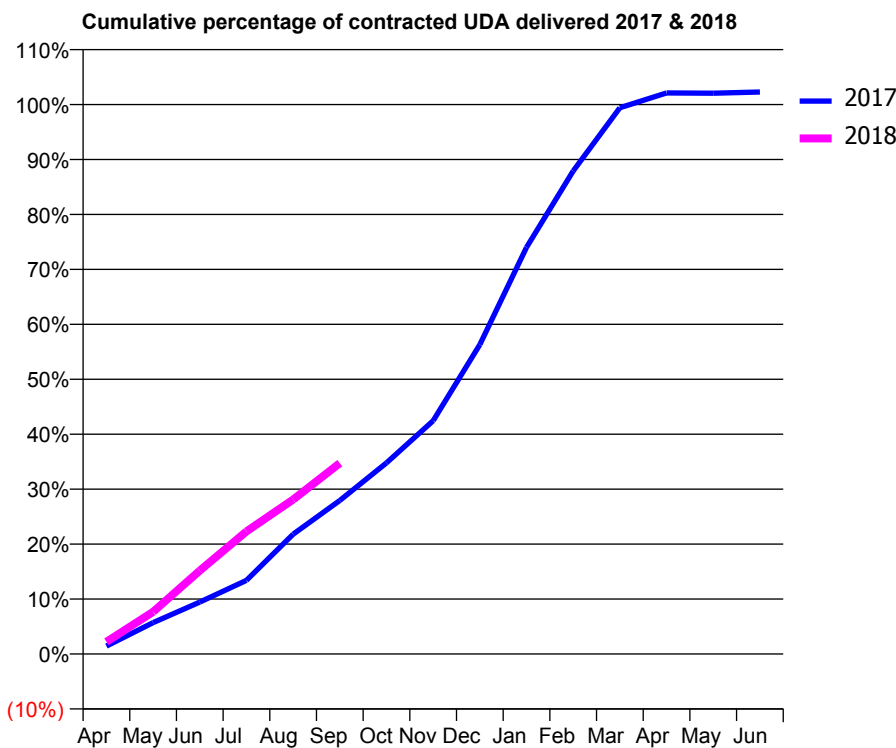
17/18 Contracted general activity (UDA)	6,847
Carry forward general activity (UDA)	0
17/18 Contracted orthodontic activity (UOA)	0
Carry forward orthodontic activity (UOA)	0
Baseline contract value	£187,204.89

ACCESS*

Patients seen in 24 months	Total	Change since previous quarter
Quarter ending September 2016	2,050	
Quarter ending December 2016	2,290	↑
Quarter ending March 2017	2,558	↑
Quarter ending June 2017	2,490	↓
Quarter ending September 2017	2,302	↓
Variance since September 2016	12.3%	↑



ACTIVITY



Month	Adjusted Scheduled Activity (UDA)	
	2017	2018
April	99	152
May	392	526
June	648	1,039
July	918	1,529
August	1,493	1,925
September	1,913	2,379
October	2,383	
November	2,906	
December	3,855	
January	5,066	
February	6,019	
March	6,807	
April	6,990	
May	6,988	
June	7,002	

QUALITY

	Quantity	Base Number	Contract	AT	Region	England
% of FP17s for the same patient ID Re-attending within 3 months - Children	21	318	6.6%	9.3%	11.4%	11.9%
% of FP17s for the same patient ID Re-attending within 3 months - Adults	101	873	11.6%	15.0%	15.7%	15.9%
% of FP17s for the same patient ID Re-attending between 3 & 9 months - Children	168	318	52.8%	59.5%	60.6%	58.1%
% of FP17s for the same patient ID Re-attending between 3 & 9 months - Adults	376	873	43.1%	51.2%	52.0%	50.6%
% of FP17s for Band 1 Urgent Courses	81	1,109	7.3%	9.6%	9.6%	9.1%
% of FP17s Relating to Free Repair or Replacements	0	1,109	0.0%	0.6%	0.7%	0.8%
% of FP17s Relating to Continuations	1	1,109	0.1%	0.9%	1.0%	1.1%
% of Patients satisfied with the dentistry they have received	4	4	N/A	90.4%	91.6%	91.4%
% of Patients satisfied with the time they had to wait for an appointment	4	4	N/A	87.3%	87.9%	87.7%

* This is based on patients treated on this contract for their most recent course of treatment. Figures in italics indicate the base number of FP17s or Patient Questionnaire responses are less than 100. N/A is shown where the base number of responses is less than 10 during the period. % is calculated as Quantity/Base number*100

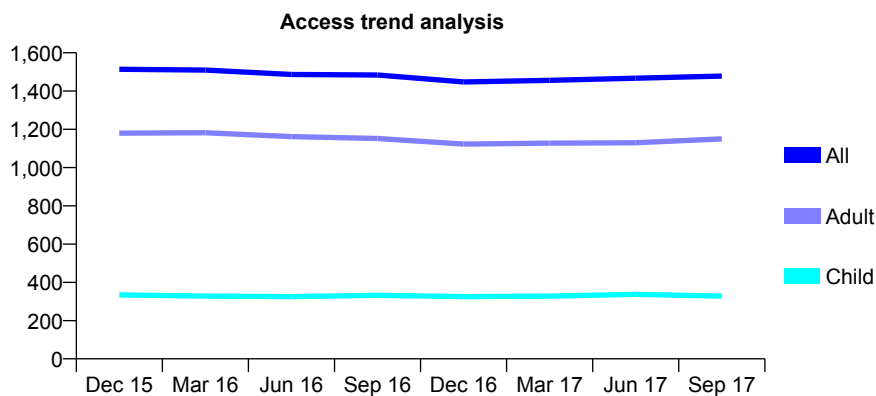
Q68 - Vital Signs At a Glance Contract Report for 843024/0001 - September 2017

Name or company name	Guildford Dental Surgery Partnership
Contract type name	GDS Contract
Purpose of contract	General
Contract start date	01/04/2006
Contract end date	

17/18 Contracted general activity (UDA)	5,491
Carry forward general activity (UDA)	0
17/18 Contracted orthodontic activity (UOA)	0
Carry forward orthodontic activity (UOA)	0
Baseline contract value	£125,556.35

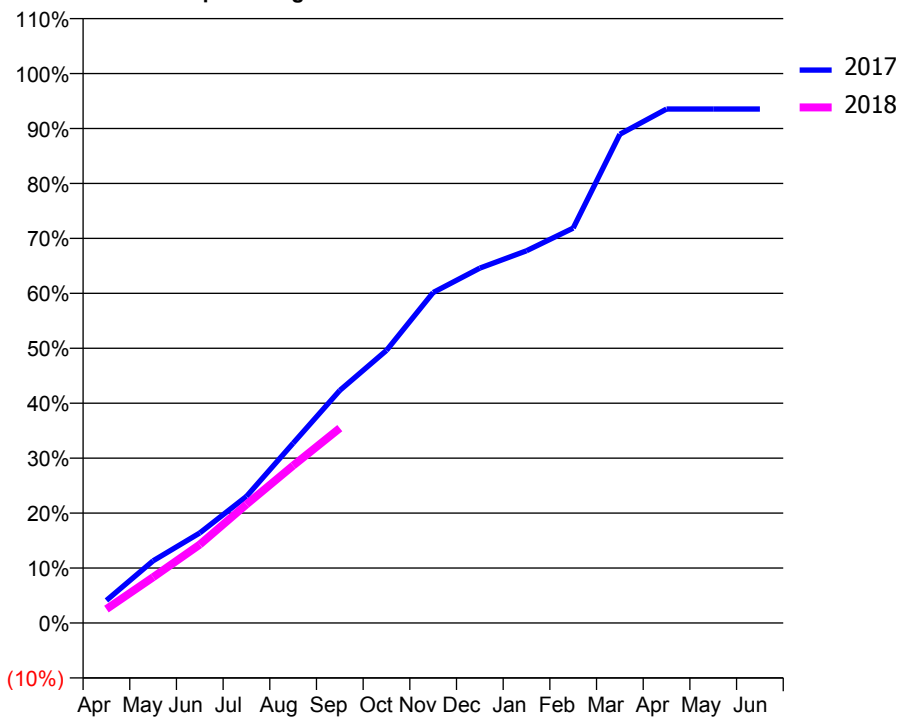
ACCESS*

Patients seen in 24 months	Total	Change since previous quarter
Quarter ending September 2016	1,484	
Quarter ending December 2016	1,448	↓
Quarter ending March 2017	1,456	→
Quarter ending June 2017	1,467	→
Quarter ending September 2017	1,478	→
Variance since September 2016	(0.4%)	→



ACTIVITY

Cumulative percentage of contracted UDA delivered 2017 & 2018



Adjusted Scheduled Activity (UDA)

Month	2017	2018
April	226	140
May	622	457
June	900	784
July	1,266	1,185
August	1,797	1,572
September	2,324	1,947
October	2,725	
November	3,302	
December	3,546	
January	3,720	
February	3,946	
March	4,884	
April	5,136	
May	5,136	
June	5,136	

QUALITY

	Quantity	Base Number	Contract	AT	Region	England
% of FP17s for the same patient ID Re-attending within 3 months - Children	15	255	5.9%	9.3%	11.4%	11.9%
% of FP17s for the same patient ID Re-attending within 3 months - Adults	109	828	13.2%	15.0%	15.7%	15.9%
% of FP17s for the same patient ID Re-attending between 3 & 9 months - Children	159	255	62.4%	59.5%	60.6%	58.1%
% of FP17s for the same patient ID Re-attending between 3 & 9 months - Adults	486	828	58.7%	51.2%	52.0%	50.6%
% of FP17s for Band 1 Urgent Courses	105	992	10.6%	9.6%	9.6%	9.1%
% of FP17s Relating to Free Repair or Replacements	1	992	0.1%	0.6%	0.7%	0.8%
% of FP17s Relating to Continuations	0	992	0.0%	0.9%	1.0%	1.1%
% of Patients satisfied with the dentistry they have received	3	3	N/A	90.4%	91.6%	91.4%
% of Patients satisfied with the time they had to wait for an appointment	3	3	N/A	87.3%	87.9%	87.7%

* This is based on patients treated on this contract for their most recent course of treatment. Figures in italics indicate the base number of FP17s or Patient Questionnaire responses are less than 100. N/A is shown where the base number of responses is less than 10 during the period. % is calculated as Quantity/Base number*100

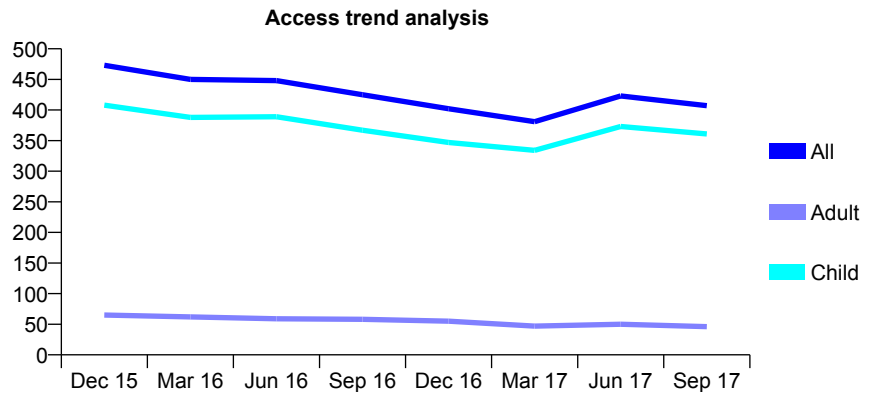
Q68 - Vital Signs At a Glance Contract Report for 843695/0001 - September 2017

Name or company name	MR A HOMMASI
Contract type name	GDS Contract
Purpose of contract	General
Contract start date	01/04/2006
Contract end date	

17/18 Contracted general activity (UDA)	700
Carry forward general activity (UDA)	25
17/18 Contracted orthodontic activity (UOA)	0
Carry forward orthodontic activity (UOA)	0
Baseline contract value	£20,950.56

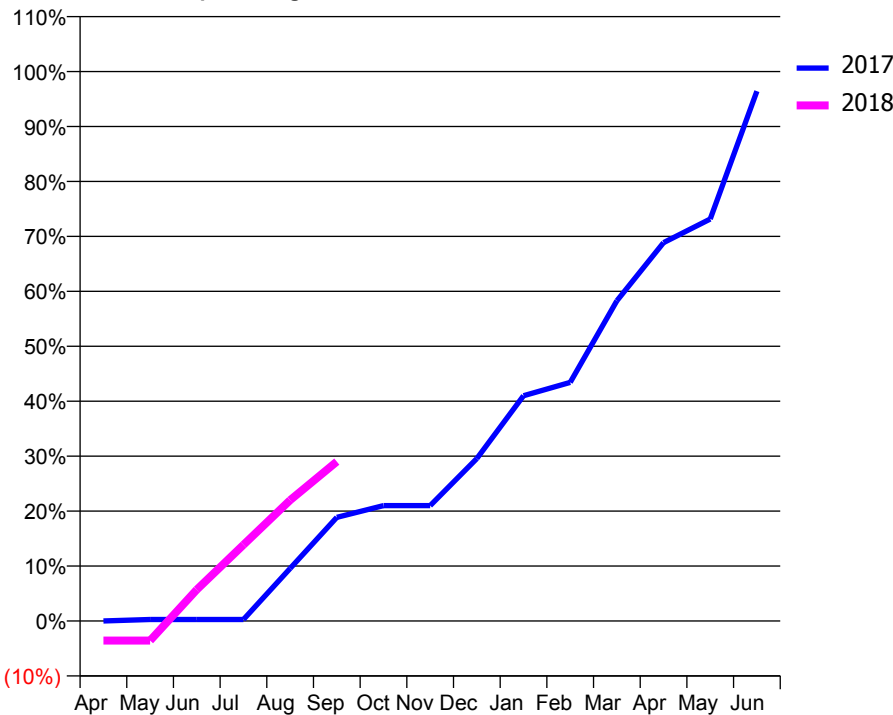
ACCESS*

Patients seen in 24 months	Total	Change since previous quarter
Quarter ending September 2016	425	
Quarter ending December 2016	402	↓
Quarter ending March 2017	381	↓
Quarter ending June 2017	423	↑
Quarter ending September 2017	407	↓
Variance since September 2016	(4.2%)	↓



ACTIVITY

Cumulative percentage of contracted UDA delivered 2017 & 2018



Month	Adjusted Scheduled Activity (UDA)	
	2017	2018
April	0	-25
May	2	-25
June	2	40
July	2	97
August	67	154
September	132	203
October	147	
November	147	
December	207	
January	287	
February	304	
March	408	
April	482	
May	512	
June	675	

QUALITY

	Quantity	Base Number	Contract	AT	Region	England
% of FP17s for the same patient ID Re-attending within 3 months - Children	11	352	3.1%	9.3%	11.4%	11.9%
% of FP17s for the same patient ID Re-attending within 3 months - Adults	1	16	6.3%	15.0%	15.7%	15.9%
% of FP17s for the same patient ID Re-attending between 3 & 9 months - Children	179	352	50.9%	59.5%	60.6%	58.1%
% of FP17s for the same patient ID Re-attending between 3 & 9 months - Adults	10	16	62.5%	51.2%	52.0%	50.6%
% of FP17s for Band 1 Urgent Courses	0	176	0.0%	9.6%	9.6%	9.1%
% of FP17s Relating to Free Repair or Replacements	0	176	0.0%	0.6%	0.7%	0.8%
% of FP17s Relating to Continuations	0	176	0.0%	0.9%	1.0%	1.1%
% of Patients satisfied with the dentistry they have received	2	2	N/A	90.4%	91.6%	91.4%
% of Patients satisfied with the time they had to wait for an appointment	2	2	N/A	87.3%	87.9%	87.7%

* This is based on patients treated on this contract for their most recent course of treatment. Figures in italics indicate the base number of FP17s or Patient Questionnaire responses are less than 100. N/A is shown where the base number of responses is less than 10 during the period. % is calculated as Quantity/Base number*100

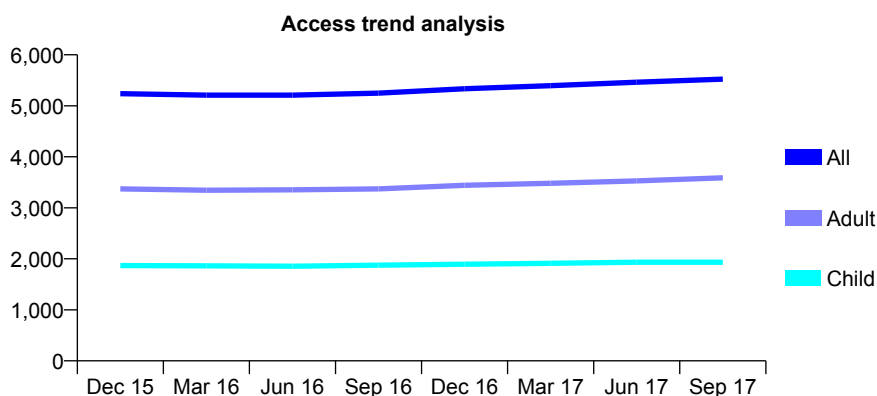
Q68 - Vital Signs At a Glance Contract Report for 847364/0001 - September 2017

Name or company name	MRS A GOR
Contract type name	GDS Contract
Purpose of contract	General
Contract start date	01/12/2006
Contract end date	

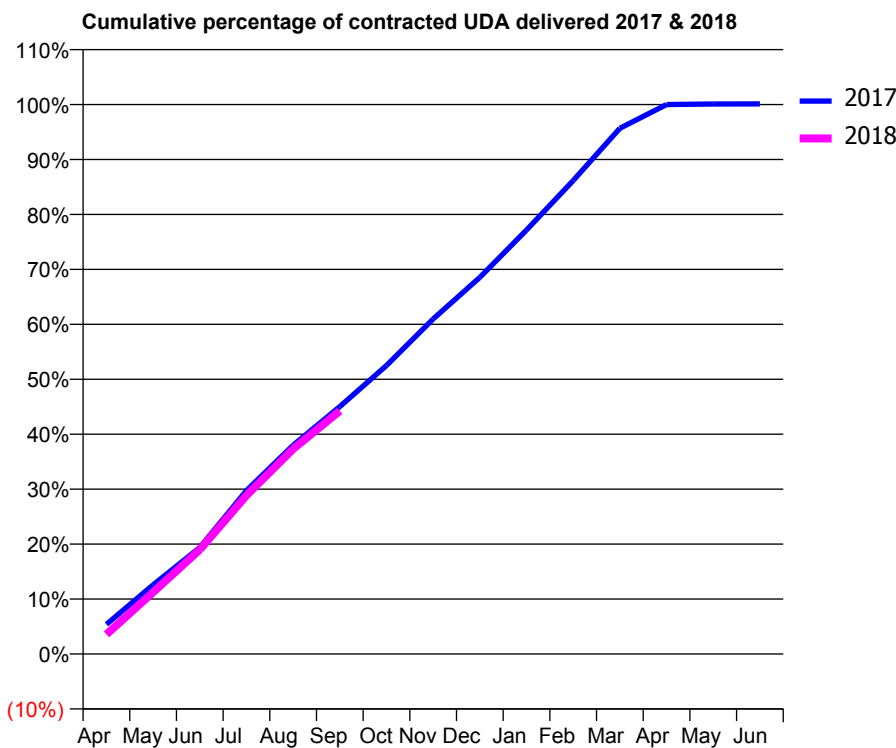
17/18 Contracted general activity (UDA)	14,000
Carry forward general activity (UDA)	-18
17/18 Contracted orthodontic activity (UOA)	0
Carry forward orthodontic activity (UOA)	0
Baseline contract value	£375,508.44

ACCESS*

Patients seen in 24 months	Total	Change since previous quarter
Quarter ending September 2016	5,249	
Quarter ending December 2016	5,335	→
Quarter ending March 2017	5,394	→
Quarter ending June 2017	5,462	→
Quarter ending September 2017	5,523	→
Variance since September 2016	5.2%	↑



ACTIVITY



Month	Adjusted Scheduled Activity (UDA)	
	2017	2018
April	755	502
May	1,762	1,575
June	2,714	2,657
July	4,165	4,042
August	5,320	5,224
September	6,304	6,195
October	7,351	
November	8,536	
December	9,595	
January	10,802	
February	12,063	
March	13,394	
April	14,000	
May	14,011	
June	14,017	

QUALITY

	Quantity	Base Number	Contract	AT	Region	England
% of FP17s for the same patient ID Re-attending within 3 months - Children	85	1,509	5.6%	9.3%	11.4%	11.9%
% of FP17s for the same patient ID Re-attending within 3 months - Adults	365	2,521	14.5%	15.0%	15.7%	15.9%
% of FP17s for the same patient ID Re-attending between 3 & 9 months - Children	984	1,509	65.2%	59.5%	60.6%	58.1%
% of FP17s for the same patient ID Re-attending between 3 & 9 months - Adults	1,390	2,521	55.1%	51.2%	52.0%	50.6%
% of FP17s for Band 1 Urgent Courses	220	3,716	5.9%	9.6%	9.6%	9.1%
% of FP17s Relating to Free Repair or Replacements	11	3,716	0.3%	0.6%	0.7%	0.8%
% of FP17s Relating to Continuations	42	3,716	1.1%	0.9%	1.0%	1.1%
% of Patients satisfied with the dentistry they have received	5	6	N/A	90.4%	91.6%	91.4%
% of Patients satisfied with the time they had to wait for an appointment	4	6	N/A	87.3%	87.9%	87.7%

* This is based on patients treated on this contract for their most recent course of treatment. Figures in italics indicate the base number of FP17s or Patient Questionnaire responses are less than 100. N/A is shown where the base number of responses is less than 10 during the period. % is calculated as Quantity/Base number*100

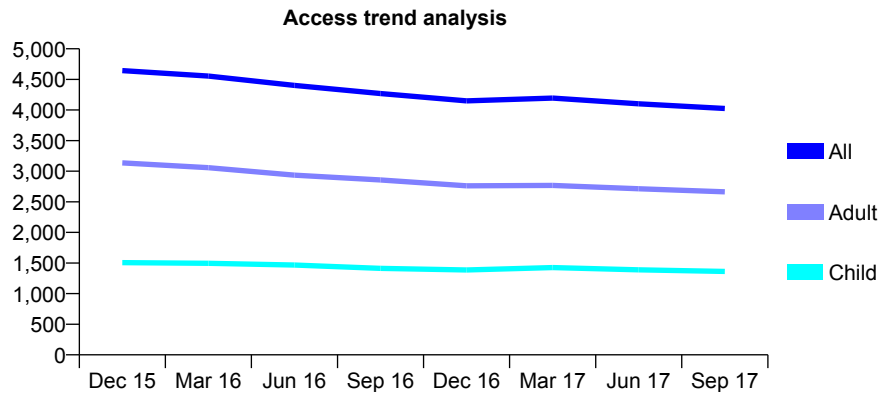
Q68 - Vital Signs At a Glance Contract Report for 847402/0002 - September 2017

Name or company name	MR MN MAKRAZAKIS
Contract type name	GDS Contract
Purpose of contract	General
Contract start date	01/04/2006
Contract end date	

17/18 Contracted general activity (UDA)	13,893
Carry forward general activity (UDA)	0
17/18 Contracted orthodontic activity (UOA)	0
Carry forward orthodontic activity (UOA)	0
Baseline contract value	£353,962.39

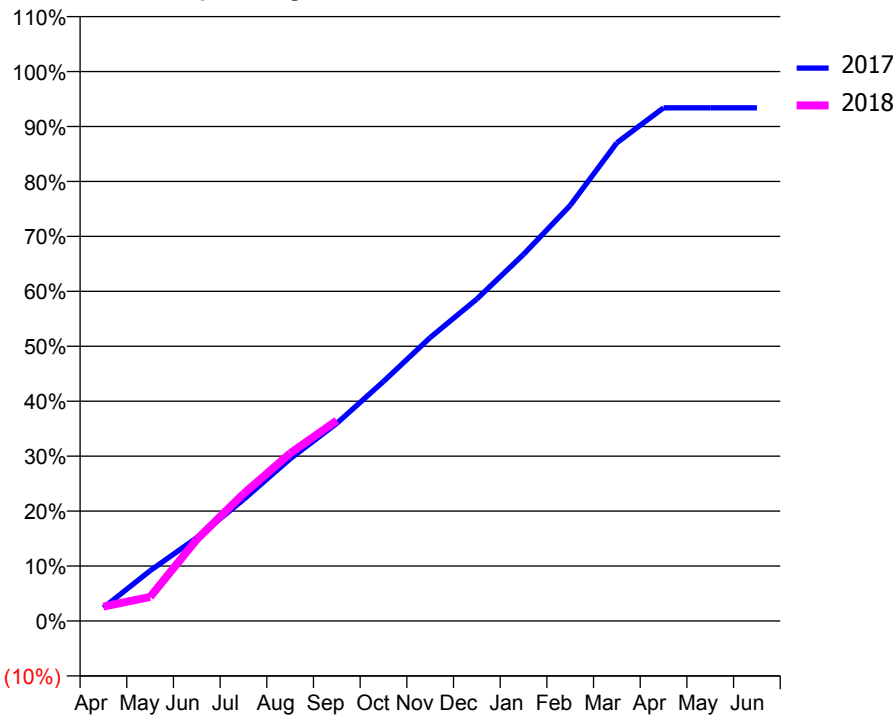
ACCESS*

Patients seen in 24 months	Total	Change since previous quarter
Quarter ending September 2016	4,270	
Quarter ending December 2016	4,149	↓
Quarter ending March 2017	4,194	→
Quarter ending June 2017	4,102	↓
Quarter ending September 2017	4,026	↓
Variance since September 2016	(5.7%)	↓



ACTIVITY

Cumulative percentage of contracted UDA delivered 2017 & 2018



Month	Adjusted Scheduled Activity (UDA)	
	2017	2018
April	336	366
May	1,272	610
June	2,104	2,063
July	3,071	3,215
August	4,100	4,240
September	4,997	5,069
October	6,058	
November	7,165	
December	8,141	
January	9,268	
February	10,506	
March	12,093	
April	12,976	
May	12,976	
June	12,976	

QUALITY

	Quantity	Base Number	Contract	AT	Region	England
% of FP17s for the same patient ID Re-attending within 3 months - Children	50	1,008	5.0%	9.3%	11.4%	11.9%
% of FP17s for the same patient ID Re-attending within 3 months - Adults	218	1,712	12.7%	15.0%	15.7%	15.9%
% of FP17s for the same patient ID Re-attending between 3 & 9 months - Children	638	1,008	63.3%	59.5%	60.6%	58.1%
% of FP17s for the same patient ID Re-attending between 3 & 9 months - Adults	862	1,712	50.4%	51.2%	52.0%	50.6%
% of FP17s for Band 1 Urgent Courses	250	2,467	10.1%	9.6%	9.6%	9.1%
% of FP17s Relating to Free Repair or Replacements	16	2,467	0.6%	0.6%	0.7%	0.8%
% of FP17s Relating to Continuations	6	2,467	0.2%	0.9%	1.0%	1.1%
% of Patients satisfied with the dentistry they have received	7	8	N/A	90.4%	91.6%	91.4%
% of Patients satisfied with the time they had to wait for an appointment	8	8	N/A	87.3%	87.9%	87.7%

* This is based on patients treated on this contract for their most recent course of treatment. Figures in italics indicate the base number of FP17s or Patient Questionnaire responses are less than 100. N/A is shown where the base number of responses is less than 10 during the period. % is calculated as Quantity/Base number*100

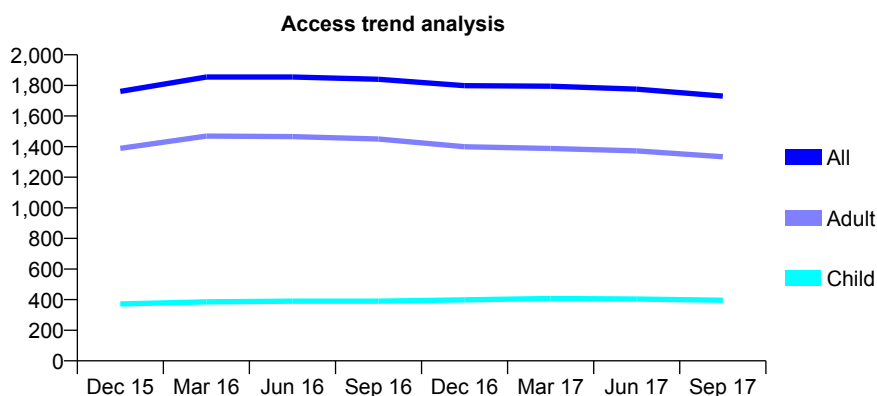
Q68 - Vital Signs At a Glance Contract Report for 851477/0001 - September 2017

Name or company name	MRS N RAZAVI ARMAGHNI
Contract type name	GDS Contract
Purpose of contract	General
Contract start date	13/01/2014
Contract end date	

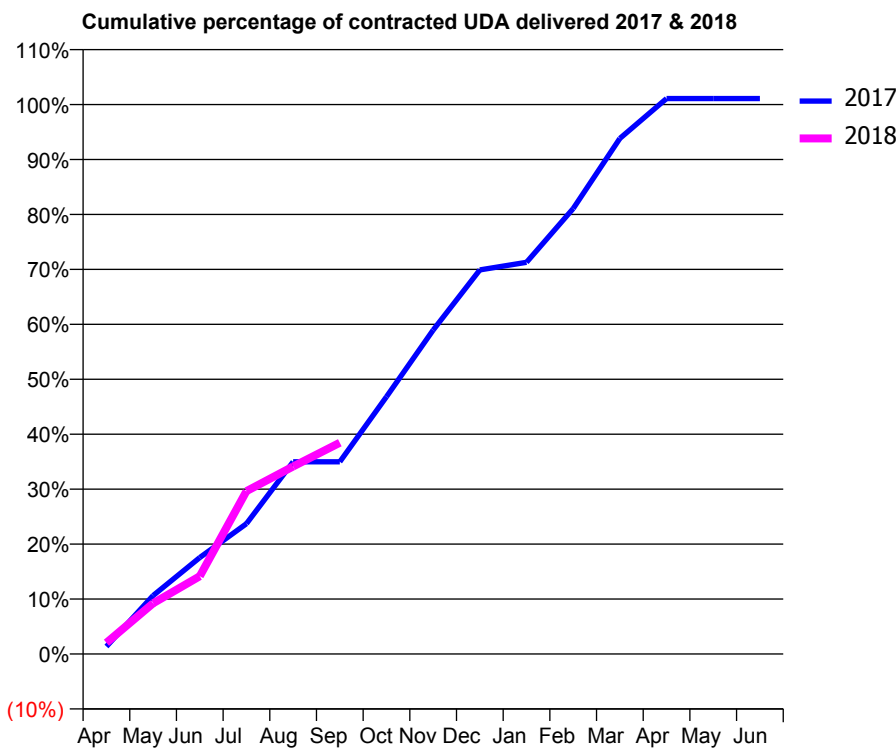
17/18 Contracted general activity (UDA)	6,000
Carry forward general activity (UDA)	-65
17/18 Contracted orthodontic activity (UOA)	0
Carry forward orthodontic activity (UOA)	0
Baseline contract value	£149,691.31

ACCESS*

Patients seen in 24 months	Total	Change since previous quarter
Quarter ending September 2016	1,840	
Quarter ending December 2016	1,798	↓
Quarter ending March 2017	1,795	→
Quarter ending June 2017	1,776	↓
Quarter ending September 2017	1,730	↓
Variance since September 2016	(6.0%)	↓



ACTIVITY



Month	Adjusted Scheduled Activity (UDA)	
	2017	2018
April	82	123
May	639	555
June	1,053	850
July	1,423	1,778
August	2,099	2,048
September	2,099	2,306
October	2,810	
November	3,538	
December	4,194	
January	4,277	
February	4,864	
March	5,629	
April	6,065	
May	6,065	
June	6,065	

QUALITY

	Quantity	Base Number	Contract	AT	Region	England
% of FP17s for the same patient ID Re-attending within 3 months - Children	23	264	8.7%	9.3%	11.4%	11.9%
% of FP17s for the same patient ID Re-attending within 3 months - Adults	104	858	12.1%	15.0%	15.7%	15.9%
% of FP17s for the same patient ID Re-attending between 3 & 9 months - Children	152	264	57.6%	59.5%	60.6%	58.1%
% of FP17s for the same patient ID Re-attending between 3 & 9 months - Adults	468	858	54.5%	51.2%	52.0%	50.6%
% of FP17s for Band 1 Urgent Courses	57	942	6.1%	9.6%	9.6%	9.1%
% of FP17s Relating to Free Repair or Replacements	4	942	0.4%	0.6%	0.7%	0.8%
% of FP17s Relating to Continuations	7	942	0.7%	0.9%	1.0%	1.1%
% of Patients satisfied with the dentistry they have received	5	6	N/A	90.4%	91.6%	91.4%
% of Patients satisfied with the time they had to wait for an appointment	5	6	N/A	87.3%	87.9%	87.7%

* This is based on patients treated on this contract for their most recent course of treatment. Figures in italics indicate the base number of FP17s or Patient Questionnaire responses are less than 100. N/A is shown where the base number of responses is less than 10 during the period. % is calculated as Quantity/Base number*100

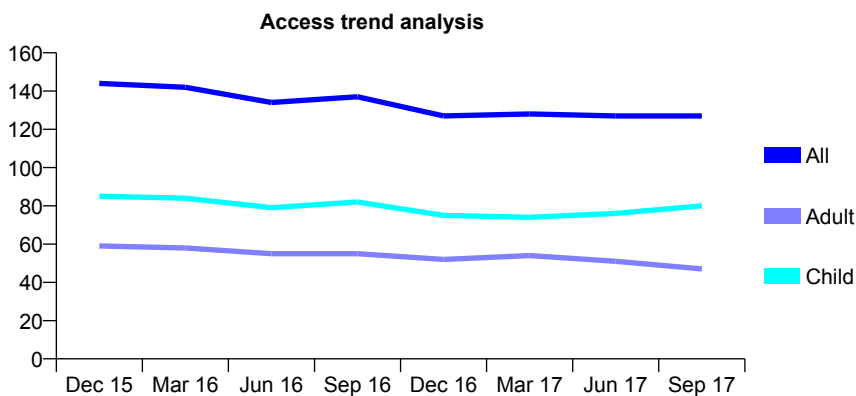
Q68 - Vital Signs At a Glance Contract Report for 853119/0001 - September 2017

Name or company name	MRS RA SLOCOMBE
Contract type name	GDS Contract
Purpose of contract	General
Contract start date	01/06/2011
Contract end date	

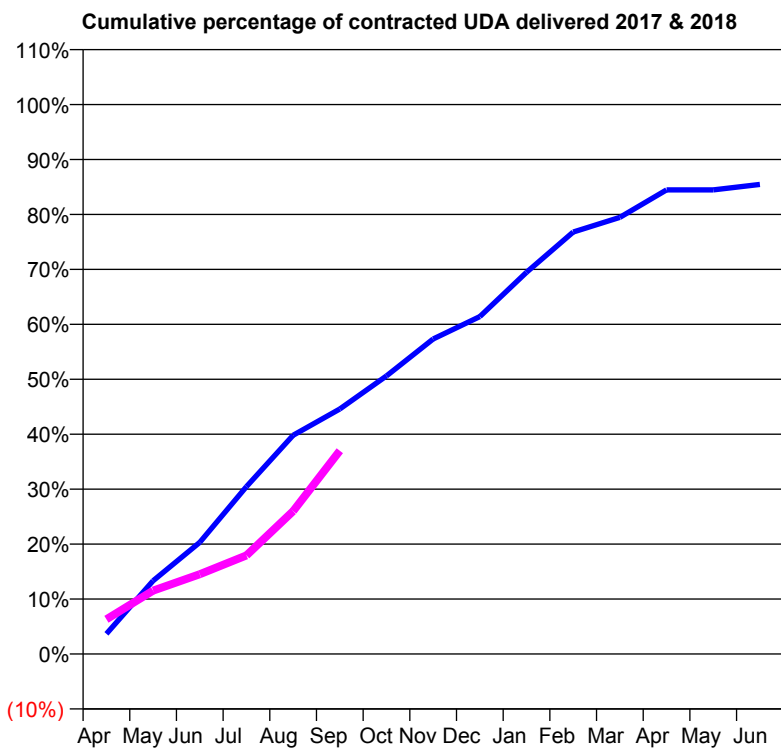
17/18 Contracted general activity (UDA)	300
Carry forward general activity (UDA)	0
17/18 Contracted orthodontic activity (UOA)	0
Carry forward orthodontic activity (UOA)	0
Baseline contract value	£7,053.51

ACCESS*

Patients seen in 24 months	Total	Change since previous quarter
Quarter ending September 2016	137	
Quarter ending December 2016	127	↓
Quarter ending March 2017	128	→
Quarter ending June 2017	127	→
Quarter ending September 2017	127	→
Variance since September 2016	(7.3%)	↓



ACTIVITY



Adjusted Scheduled Activity (UDA)		
Month	2017	2018
April	11	19
May	40	35
June	61	44
July	91	54
August	119	78
September	134	111
October	152	
November	172	
December	184	
January	208	
February	230	
March	238	
April	253	
May	253	
June	256	

QUALITY

	Quantity	Base Number	Contract	AT	Region	England
% of FP17s for the same patient ID Re-attending within 3 months - Children	3	73	4.1%	9.3%	11.4%	11.9%
% of FP17s for the same patient ID Re-attending within 3 months - Adults	0	20	0.0%	15.0%	15.7%	15.9%
% of FP17s for the same patient ID Re-attending between 3 & 9 months - Children	42	73	57.5%	59.5%	60.6%	58.1%
% of FP17s for the same patient ID Re-attending between 3 & 9 months - Adults	9	20	45.0%	51.2%	52.0%	50.6%
% of FP17s for Band 1 Urgent Courses	5	78	6.4%	9.6%	9.6%	9.1%
% of FP17s Relating to Free Repair or Replacements	0	78	0.0%	0.6%	0.7%	0.8%
% of FP17s Relating to Continuations	0	78	0.0%	0.9%	1.0%	1.1%
% of Patients satisfied with the dentistry they have received	1	1	N/A	90.4%	91.6%	91.4%
% of Patients satisfied with the time they had to wait for an appointment	1	1	N/A	87.3%	87.9%	87.7%

* This is based on patients treated on this contract for their most recent course of treatment. Figures in italics indicate the base number of FP17s or Patient Questionnaire responses are less than 100. N/A is shown where the base number of responses is less than 10 during the period. % is calculated as Quantity/Base number*100

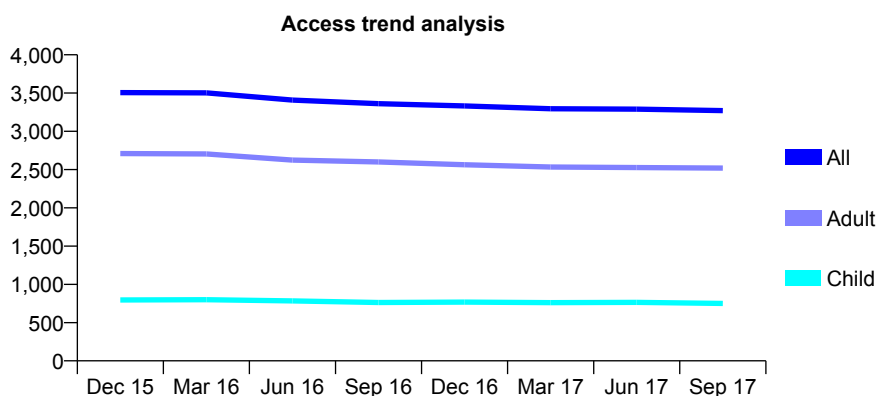
Q68 - Vital Signs At a Glance Contract Report for 853429/0001 - September 2017

Name or company name	MR MR MOHAMMADI
Contract type name	GDS Contract
Purpose of contract	General
Contract start date	01/04/2006
Contract end date	

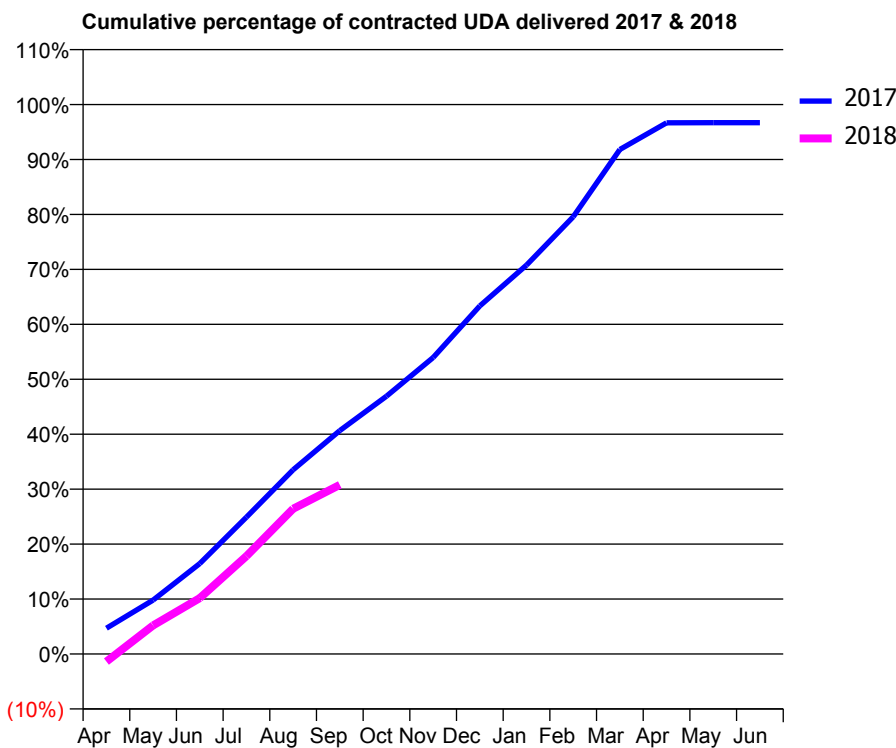
17/18 Contracted general activity (UDA)	16,000
Carry forward general activity (UDA)	529
17/18 Contracted orthodontic activity (UOA)	0
Carry forward orthodontic activity (UOA)	0
Baseline contract value	£403,425.05

ACCESS*

Patients seen in 24 months	Total	Change since previous quarter
Quarter ending September 2016	3,361	
Quarter ending December 2016	3,331	→
Quarter ending March 2017	3,295	↓
Quarter ending June 2017	3,290	→
Quarter ending September 2017	3,270	→
Variance since September 2016	(2.7%)	↓



ACTIVITY



Month	Adjusted Scheduled Activity (UDA)	
	2017	2018
April	753	-224
May	1,569	834
June	2,636	1,627
July	3,987	2,853
August	5,365	4,230
September	6,506	4,926
October	7,506	
November	8,633	
December	10,136	
January	11,326	
February	12,729	
March	14,690	
April	15,468	
May	15,471	
June	15,471	

QUALITY

	Quantity	Base Number	Contract	AT	Region	England
% of FP17s for the same patient ID Re-attending within 3 months - Children	46	570	8.1%	9.3%	11.4%	11.9%
% of FP17s for the same patient ID Re-attending within 3 months - Adults	255	1,768	14.4%	15.0%	15.7%	15.9%
% of FP17s for the same patient ID Re-attending between 3 & 9 months - Children	373	570	65.4%	59.5%	60.6%	58.1%
% of FP17s for the same patient ID Re-attending between 3 & 9 months - Adults	1,157	1,768	65.4%	51.2%	52.0%	50.6%
% of FP17s for Band 1 Urgent Courses	168	2,120	7.9%	9.6%	9.6%	9.1%
% of FP17s Relating to Free Repair or Replacements	22	2,120	1.0%	0.6%	0.7%	0.8%
% of FP17s Relating to Continuations	48	2,120	2.3%	0.9%	1.0%	1.1%
% of Patients satisfied with the dentistry they have received	7	9	N/A	90.4%	91.6%	91.4%
% of Patients satisfied with the time they had to wait for an appointment	7	9	N/A	87.3%	87.9%	87.7%

* This is based on patients treated on this contract for their most recent course of treatment. Figures in italics indicate the base number of FP17s or Patient Questionnaire responses are less than 100. N/A is shown where the base number of responses is less than 10 during the period. % is calculated as Quantity/Base number*100

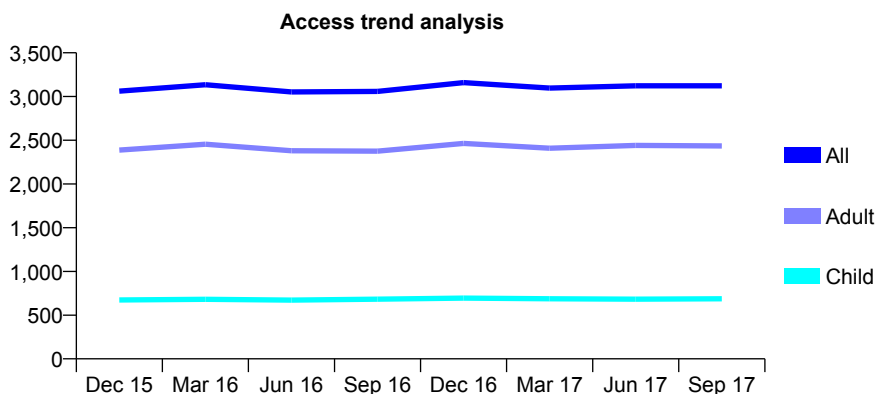
Q68 - Vital Signs At a Glance Contract Report for 855022/0004 - September 2017

Name or company name	MS S MOUSAVI
Contract type name	GDS Contract
Purpose of contract	General
Contract start date	01/04/2008
Contract end date	

17/18 Contracted general activity (UDA)	10,716
Carry forward general activity (UDA)	0
17/18 Contracted orthodontic activity (UOA)	0
Carry forward orthodontic activity (UOA)	0
Baseline contract value	£232,878.50

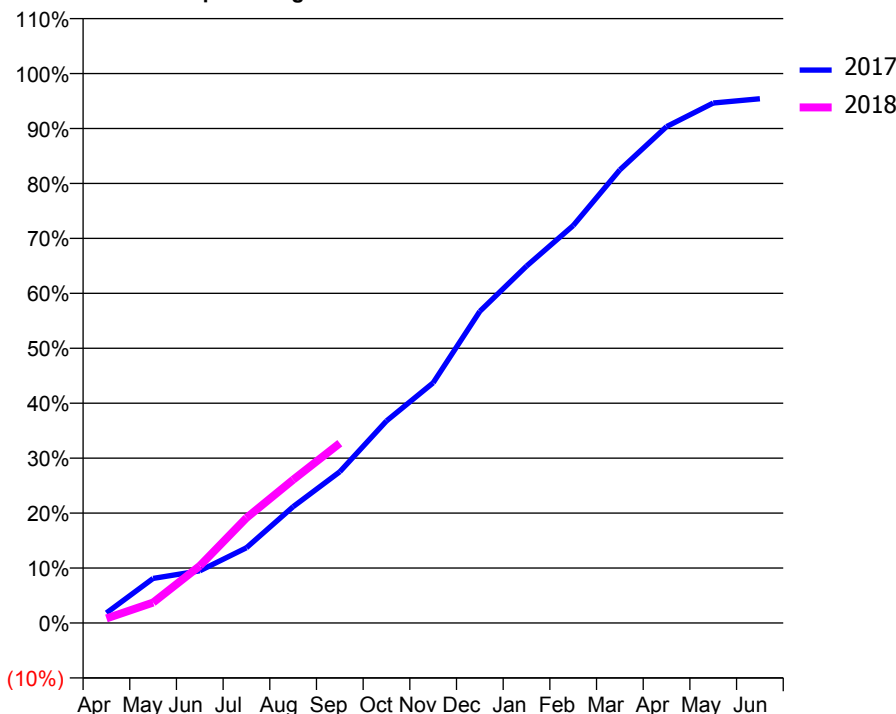
ACCESS*

Patients seen in 24 months	Total	Change since previous quarter
Quarter ending September 2016	3,058	
Quarter ending December 2016	3,159	↑
Quarter ending March 2017	3,096	↓
Quarter ending June 2017	3,123	→
Quarter ending September 2017	3,122	→
Variance since September 2016	2.1%	↑



ACTIVITY

Cumulative percentage of contracted UDA delivered 2017 & 2018



Month	Adjusted Scheduled Activity (UDA)	
	2017	2018
April	197	89
May	870	400
June	1,017	1,114
July	1,468	2,051
August	2,269	2,795
September	2,951	3,507
October	3,940	
November	4,684	
December	6,078	
January	6,961	
February	7,750	
March	8,839	
April	9,681	
May	10,141	
June	10,223	

QUALITY

	Quantity	Base Number	Contract	AT	Region	England
% of FP17s for the same patient ID Re-attending within 3 months - Children	33	404	8.2%	9.3%	11.4%	11.9%
% of FP17s for the same patient ID Re-attending within 3 months - Adults	227	1,443	15.7%	15.0%	15.7%	15.9%
% of FP17s for the same patient ID Re-attending between 3 & 9 months - Children	155	404	38.4%	59.5%	60.6%	58.1%
% of FP17s for the same patient ID Re-attending between 3 & 9 months - Adults	561	1,443	38.9%	51.2%	52.0%	50.6%
% of FP17s for Band 1 Urgent Courses	348	1,552	22.4%	9.6%	9.6%	9.1%
% of FP17s Relating to Free Repair or Replacements	2	1,552	0.1%	0.6%	0.7%	0.8%
% of FP17s Relating to Continuations	2	1,552	0.1%	0.9%	1.0%	1.1%
% of Patients satisfied with the dentistry they have received	13	15	86.7%	90.4%	91.6%	91.4%
% of Patients satisfied with the time they had to wait for an appointment	15	15	100.0%	87.3%	87.9%	87.7%

* This is based on patients treated on this contract for their most recent course of treatment. Figures in italics indicate the base number of FP17s or Patient Questionnaire responses are less than 100. N/A is shown where the base number of responses is less than 10 during the period. % is calculated as Quantity/Base number*100

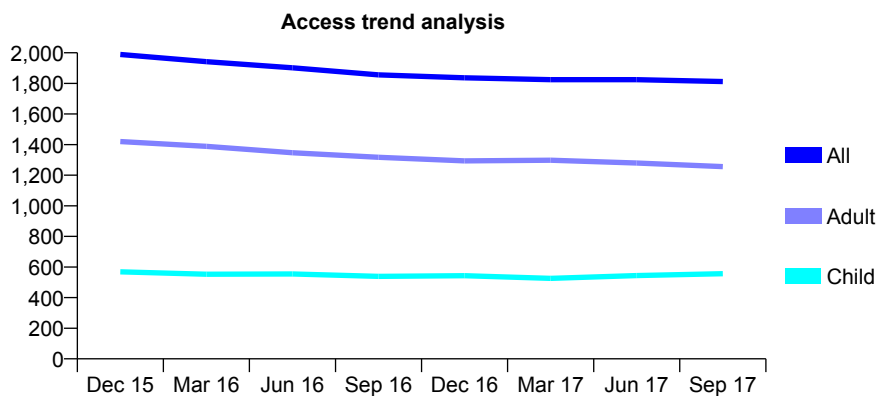
Q68 - Vital Signs At a Glance Contract Report for 855138/0001 - September 2017

Name or company name	Mr Ashish Patel
Contract type name	GDS Contract
Purpose of contract	General
Contract start date	01/11/2006
Contract end date	

17/18 Contracted general activity (UDA)	5,921
Carry forward general activity (UDA)	-38
17/18 Contracted orthodontic activity (UOA)	0
Carry forward orthodontic activity (UOA)	0
Baseline contract value	£138,197.73

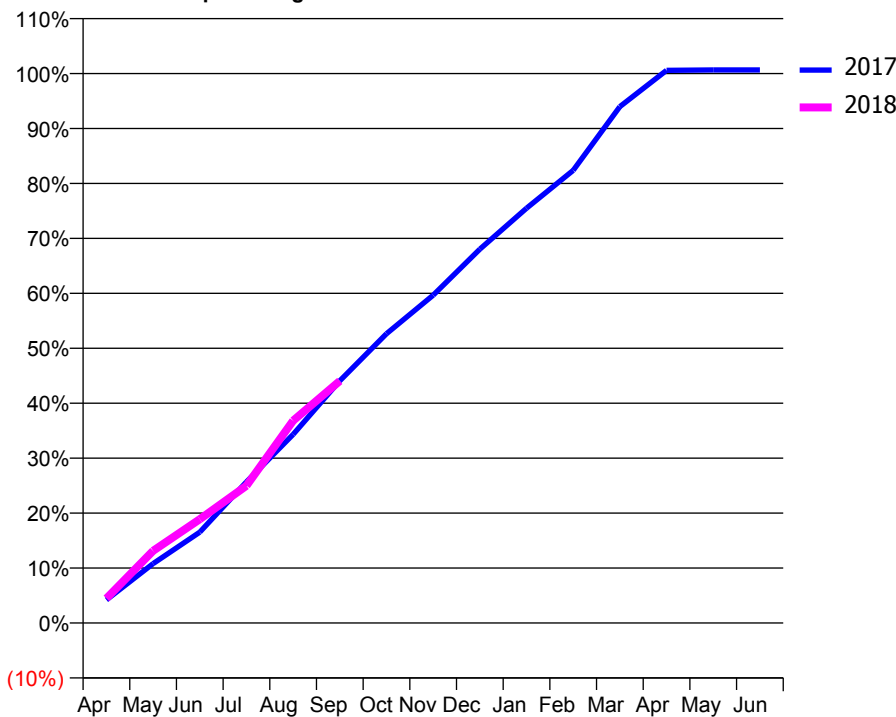
ACCESS*

Patients seen in 24 months	Total	Change since previous quarter
Quarter ending September 2016	1,856	
Quarter ending December 2016	1,837	↓
Quarter ending March 2017	1,824	→
Quarter ending June 2017	1,824	→
Quarter ending September 2017	1,812	→
Variance since September 2016	(2.4%)	↓



ACTIVITY

Cumulative percentage of contracted UDA delivered 2017 & 2018



Month	Adjusted Scheduled Activity (UDA)	
	2017	2018
April	250	264
May	640	777
June	980	1,118
July	1,521	1,480
August	2,033	2,180
September	2,610	2,608
October	3,117	
November	3,532	
December	4,029	
January	4,469	
February	4,877	
March	5,564	
April	5,956	
May	5,959	
June	5,959	

QUALITY

	Quantity	Base Number	Contract	AT	Region	England
% of FP17s for the same patient ID Re-attending within 3 months - Children	18	469	3.8%	9.3%	11.4%	11.9%
% of FP17s for the same patient ID Re-attending within 3 months - Adults	155	1,023	15.2%	15.0%	15.7%	15.9%
% of FP17s for the same patient ID Re-attending between 3 & 9 months - Children	309	469	65.9%	59.5%	60.6%	58.1%
% of FP17s for the same patient ID Re-attending between 3 & 9 months - Adults	628	1,023	61.4%	51.2%	52.0%	50.6%
% of FP17s for Band 1 Urgent Courses	102	1,358	7.5%	9.6%	9.6%	9.1%
% of FP17s Relating to Free Repair or Replacements	4	1,358	0.3%	0.6%	0.7%	0.8%
% of FP17s Relating to Continuations	5	1,358	0.4%	0.9%	1.0%	1.1%
% of Patients satisfied with the dentistry they have received	3	3	N/A	90.4%	91.6%	91.4%
% of Patients satisfied with the time they had to wait for an appointment	3	3	N/A	87.3%	87.9%	87.7%

* This is based on patients treated on this contract for their most recent course of treatment. Figures in italics indicate the base number of FP17s or Patient Questionnaire responses are less than 100. N/A is shown where the base number of responses is less than 10 during the period. % is calculated as Quantity/Base number*100

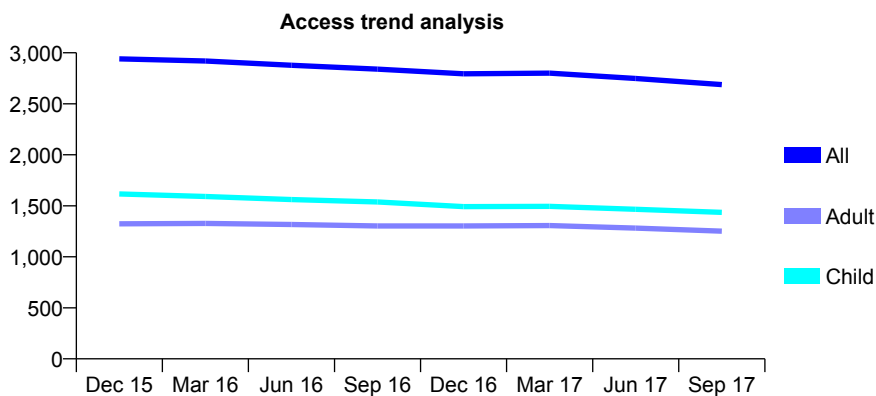
Q68 - Vital Signs At a Glance Contract Report for 859370/0001 - September 2017

Name or company name	Heathcote House Dental Practice
Contract type name	GDS Contract
Purpose of contract	General
Contract start date	01/04/2009
Contract end date	

17/18 Contracted general activity (UDA)	5,000
Carry forward general activity (UDA)	0
17/18 Contracted orthodontic activity (UOA)	0
Carry forward orthodontic activity (UOA)	0
Baseline contract value	£118,729.80

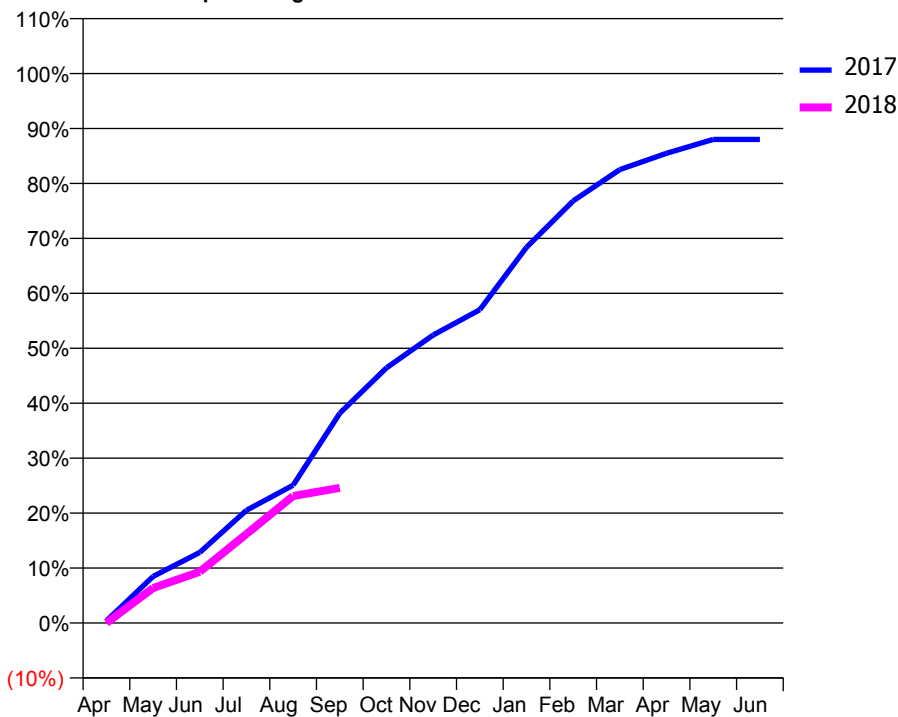
ACCESS*

Patients seen in 24 months	Total	Change since previous quarter
Quarter ending September 2016	2,840	
Quarter ending December 2016	2,794	↓
Quarter ending March 2017	2,801	→
Quarter ending June 2017	2,748	↓
Quarter ending September 2017	2,688	↓
Variance since September 2016	(5.4%)	↓



ACTIVITY

Cumulative percentage of contracted UDA delivered 2017 & 2018



Month	Adjusted Scheduled Activity (UDA)	
	2017	2018
April	20	0
May	424	319
June	642	467
July	1,026	810
August	1,254	1,156
September	1,910	1,230
October	2,322	
November	2,621	
December	2,851	
January	3,418	
February	3,841	
March	4,126	
April	4,274	
May	4,400	
June	4,401	

QUALITY

	Quantity	Base Number	Contract	AT	Region	England
% of FP17s for the same patient ID Re-attending within 3 months - Children	37	688	5.4%	9.3%	11.4%	11.9%
% of FP17s for the same patient ID Re-attending within 3 months - Adults	33	482	6.8%	15.0%	15.7%	15.9%
% of FP17s for the same patient ID Re-attending between 3 & 9 months - Children	411	688	59.7%	59.5%	60.6%	58.1%
% of FP17s for the same patient ID Re-attending between 3 & 9 months - Adults	232	482	48.1%	51.2%	52.0%	50.6%
% of FP17s for Band 1 Urgent Courses	19	956	2.0%	9.6%	9.6%	9.1%
% of FP17s Relating to Free Repair or Replacements	0	956	0.0%	0.6%	0.7%	0.8%
% of FP17s Relating to Continuations	22	956	2.3%	0.9%	1.0%	1.1%
% of Patients satisfied with the dentistry they have received	2	2	N/A	90.4%	91.6%	91.4%
% of Patients satisfied with the time they had to wait for an appointment	2	2	N/A	87.3%	87.9%	87.7%

* This is based on patients treated on this contract for their most recent course of treatment. Figures in italics indicate the base number of FP17s or Patient Questionnaire responses are less than 100. N/A is shown where the base number of responses is less than 10 during the period. % is calculated as Quantity/Base number*100

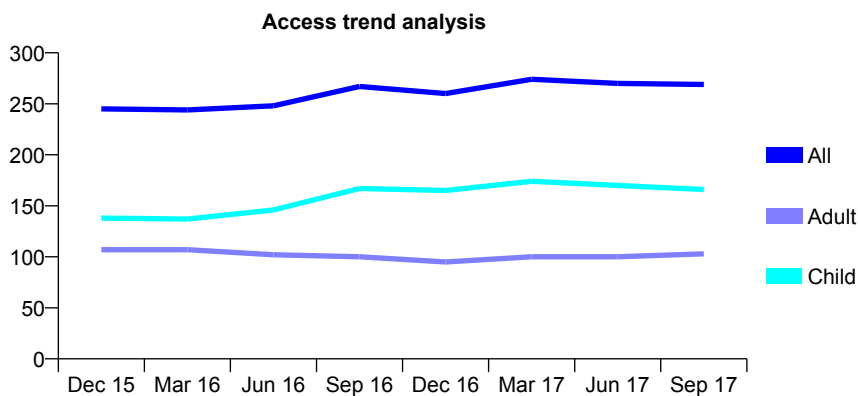
Q68 - Vital Signs At a Glance Contract Report for 861189/0001 - September 2017

Name or company name	MR K SHAH
Contract type name	GDS Contract
Purpose of contract	General
Contract start date	20/09/2012
Contract end date	

17/18 Contracted general activity (UDA)	550
Carry forward general activity (UDA)	-3
17/18 Contracted orthodontic activity (UOA)	0
Carry forward orthodontic activity (UOA)	0
Baseline contract value	£14,875.06

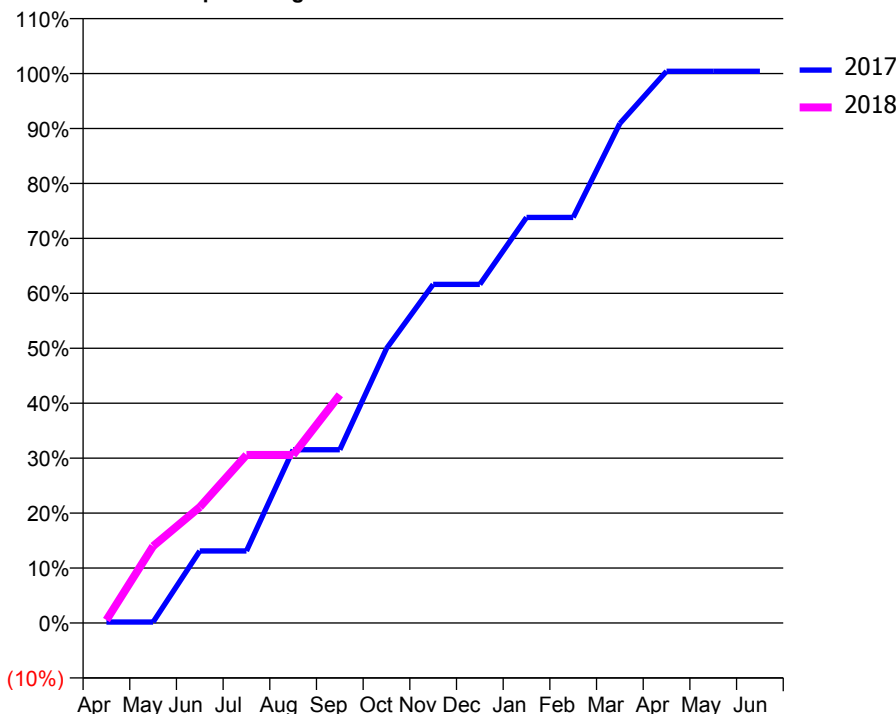
ACCESS*

Patients seen in 24 months	Total	Change since previous quarter
Quarter ending September 2016	267	
Quarter ending December 2016	260	↓
Quarter ending March 2017	274	↑
Quarter ending June 2017	270	↓
Quarter ending September 2017	269	→
Variance since September 2016	0.7%	→



ACTIVITY

Cumulative percentage of contracted UDA delivered 2017 & 2018



Month	Adjusted Scheduled Activity (UDA)	
	2017	2018
April	1	3
May	1	77
June	72	116
July	72	168
August	173	168
September	173	228
October	275	
November	339	
December	339	
January	406	
February	406	
March	500	
April	552	
May	552	
June	552	

QUALITY

	Quantity	Base Number	Contract	AT	Region	England
% of FP17s for the same patient ID Re-attending within 3 months - Children	9	150	6.0%	9.3%	11.4%	11.9%
% of FP17s for the same patient ID Re-attending within 3 months - Adults	0	32	0.0%	15.0%	15.7%	15.9%
% of FP17s for the same patient ID Re-attending between 3 & 9 months - Children	91	150	60.7%	59.5%	60.6%	58.1%
% of FP17s for the same patient ID Re-attending between 3 & 9 months - Adults	14	32	43.8%	51.2%	52.0%	50.6%
% of FP17s for Band 1 Urgent Courses	2	136	1.5%	9.6%	9.6%	9.1%
% of FP17s Relating to Free Repair or Replacements	0	136	0.0%	0.6%	0.7%	0.8%
% of FP17s Relating to Continuations	0	136	0.0%	0.9%	1.0%	1.1%
% of Patients satisfied with the dentistry they have received	0	0	N/A	90.4%	91.6%	91.4%
% of Patients satisfied with the time they had to wait for an appointment	0	0	N/A	87.3%	87.9%	87.7%

* This is based on patients treated on this contract for their most recent course of treatment. Figures in italics indicate the base number of FP17s or Patient Questionnaire responses are less than 100. N/A is shown where the base number of responses is less than 10 during the period. % is calculated as Quantity/Base number*100

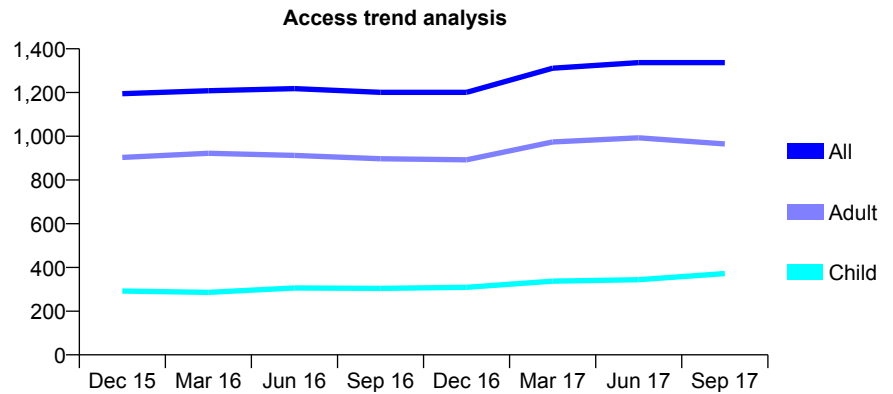
Q68 - Vital Signs At a Glance Contract Report for 878650/0001 - September 2017

Name or company name	MS M YANMAZ
Contract type name	GDS Contract
Purpose of contract	General
Contract start date	01/04/2012
Contract end date	

17/18 Contracted general activity (UDA)	5,000
Carry forward general activity (UDA)	-100
17/18 Contracted orthodontic activity (UOA)	0
Carry forward orthodontic activity (UOA)	0
Baseline contract value	£126,991.14

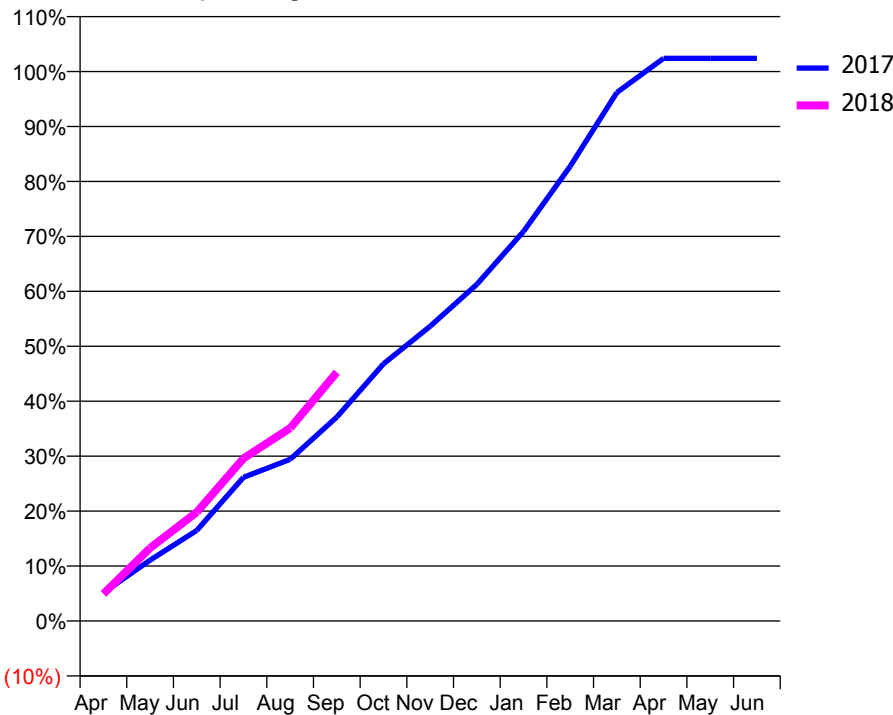
ACCESS*

Patients seen in 24 months	Total	Change since previous quarter
Quarter ending September 2016	1,201	
Quarter ending December 2016	1,201	→
Quarter ending March 2017	1,311	↑
Quarter ending June 2017	1,337	→
Quarter ending September 2017	1,337	→
Variance since September 2016	11.3%	↑



ACTIVITY

Cumulative percentage of contracted UDA delivered 2017 & 2018



Month	Adjusted Scheduled Activity (UDA)	
	2017	2018
April	257	247
May	554	665
June	824	991
July	1,308	1,480
August	1,471	1,756
September	1,856	2,263
October	2,339	
November	2,683	
December	3,063	
January	3,545	
February	4,138	
March	4,809	
April	5,120	
May	5,120	
June	5,120	

QUALITY

	Quantity	Base Number	Contract	AT	Region	England
% of FP17s for the same patient ID Re-attending within 3 months - Children	31	297	10.4%	9.3%	11.4%	11.9%
% of FP17s for the same patient ID Re-attending within 3 months - Adults	166	810	20.5%	15.0%	15.7%	15.9%
% of FP17s for the same patient ID Re-attending between 3 & 9 months - Children	185	297	62.3%	59.5%	60.6%	58.1%
% of FP17s for the same patient ID Re-attending between 3 & 9 months - Adults	481	810	59.4%	51.2%	52.0%	50.6%
% of FP17s for Band 1 Urgent Courses	90	1,002	9.0%	9.6%	9.6%	9.1%
% of FP17s Relating to Free Repair or Replacements	17	1,002	1.7%	0.6%	0.7%	0.8%
% of FP17s Relating to Continuations	6	1,002	0.6%	0.9%	1.0%	1.1%
% of Patients satisfied with the dentistry they have received	2	2	N/A	90.4%	91.6%	91.4%
% of Patients satisfied with the time they had to wait for an appointment	2	2	N/A	87.3%	87.9%	87.7%

* This is based on patients treated on this contract for their most recent course of treatment. Figures in italics indicate the base number of FP17s or Patient Questionnaire responses are less than 100. N/A is shown where the base number of responses is less than 10 during the period. % is calculated as Quantity/Base number*100

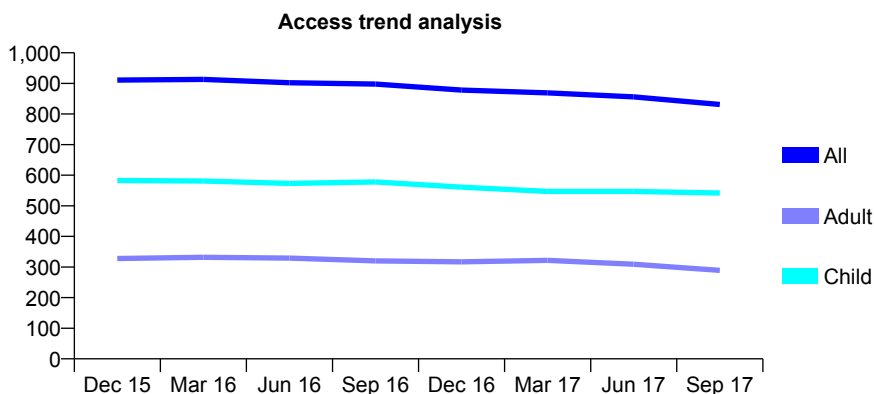
Q68 - Vital Signs At a Glance Contract Report for 898872/0001 - September 2017

Name or company name	MR NP WILLIS
Contract type name	GDS Contract
Purpose of contract	General
Contract start date	01/04/2006
Contract end date	

17/18 Contracted general activity (UDA)	3,800
Carry forward general activity (UDA)	0
17/18 Contracted orthodontic activity (UOA)	0
Carry forward orthodontic activity (UOA)	0
Baseline contract value	£112,021.32

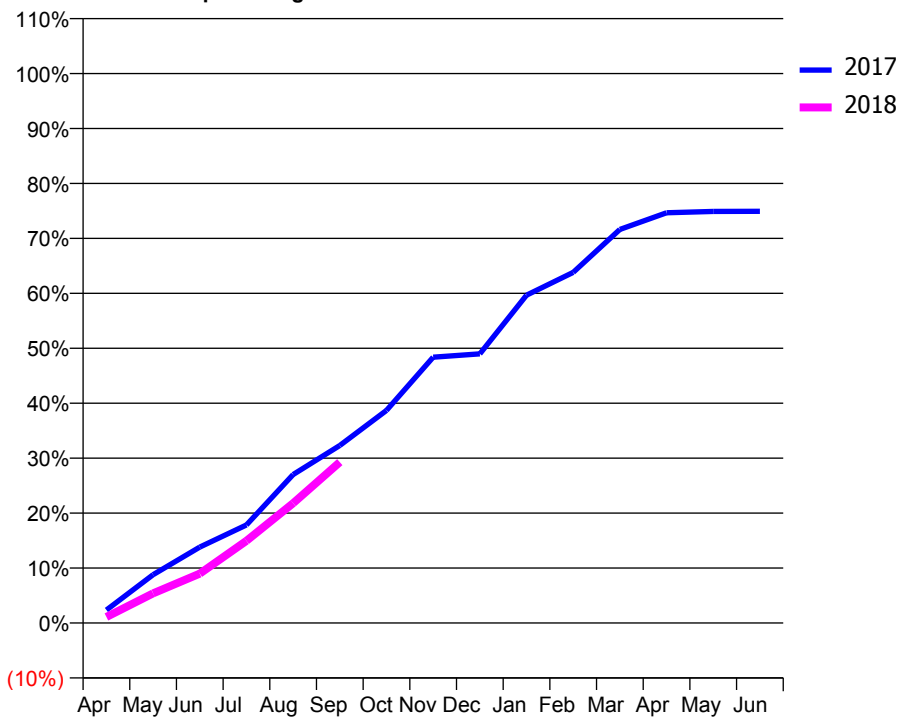
ACCESS*

Patients seen in 24 months	Total	Change since previous quarter
Quarter ending September 2016	898	
Quarter ending December 2016	878	↓
Quarter ending March 2017	869	↓
Quarter ending June 2017	856	↓
Quarter ending September 2017	831	↓
Variance since September 2016	(7.5%)	↓



ACTIVITY

Cumulative percentage of contracted UDA delivered 2017 & 2018



Adjusted Scheduled Activity (UDA)

Month	2017	2018
April	90	42
May	334	205
June	526	341
July	679	568
August	1,027	829
September	1,228	1,113
October	1,470	
November	1,838	
December	1,861	
January	2,267	
February	2,425	
March	2,721	
April	2,837	
May	2,846	
June	2,847	

QUALITY

	Quantity	Base Number	Contract	AT	Region	England
% of FP17s for the same patient ID Re-attending within 3 months - Children	74	504	14.7%	9.3%	11.4%	11.9%
% of FP17s for the same patient ID Re-attending within 3 months - Adults	25	159	15.7%	15.0%	15.7%	15.9%
% of FP17s for the same patient ID Re-attending between 3 & 9 months - Children	317	504	62.9%	59.5%	60.6%	58.1%
% of FP17s for the same patient ID Re-attending between 3 & 9 months - Adults	83	159	52.2%	51.2%	52.0%	50.6%
% of FP17s for Band 1 Urgent Courses	3	586	0.5%	9.6%	9.6%	9.1%
% of FP17s Relating to Free Repair or Replacements	0	586	0.0%	0.6%	0.7%	0.8%
% of FP17s Relating to Continuations	2	586	0.3%	0.9%	1.0%	1.1%
% of Patients satisfied with the dentistry they have received	0	0	N/A	90.4%	91.6%	91.4%
% of Patients satisfied with the time they had to wait for an appointment	0	0	N/A	87.3%	87.9%	87.7%

* This is based on patients treated on this contract for their most recent course of treatment. Figures in italics indicate the base number of FP17s or Patient Questionnaire responses are less than 100. N/A is shown where the base number of responses is less than 10 during the period. % is calculated as Quantity/Base number*100

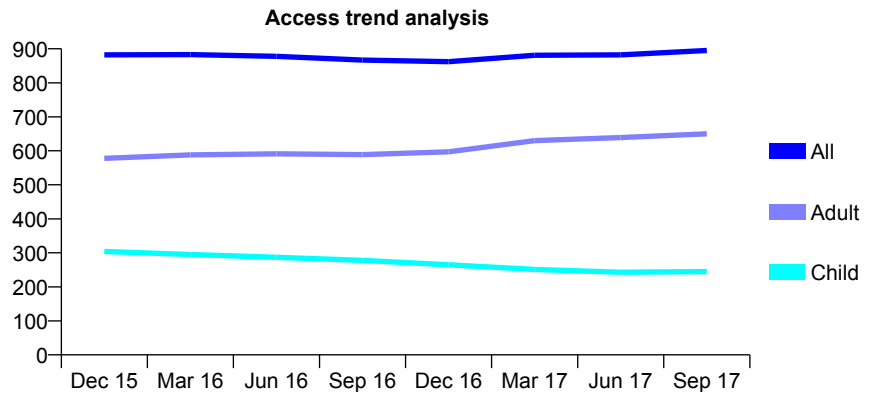
Q68 - Vital Signs At a Glance Contract Report for 906301/0001 - September 2017

Name or company name	Stoneylands Dental Practice
Contract type name	GDS Contract
Purpose of contract	General
Contract start date	01/04/2006
Contract end date	

17/18 Contracted general activity (UDA)	2,000
Carry forward general activity (UDA)	-40
17/18 Contracted orthodontic activity (UOA)	0
Carry forward orthodontic activity (UOA)	0
Baseline contract value	£44,294.62

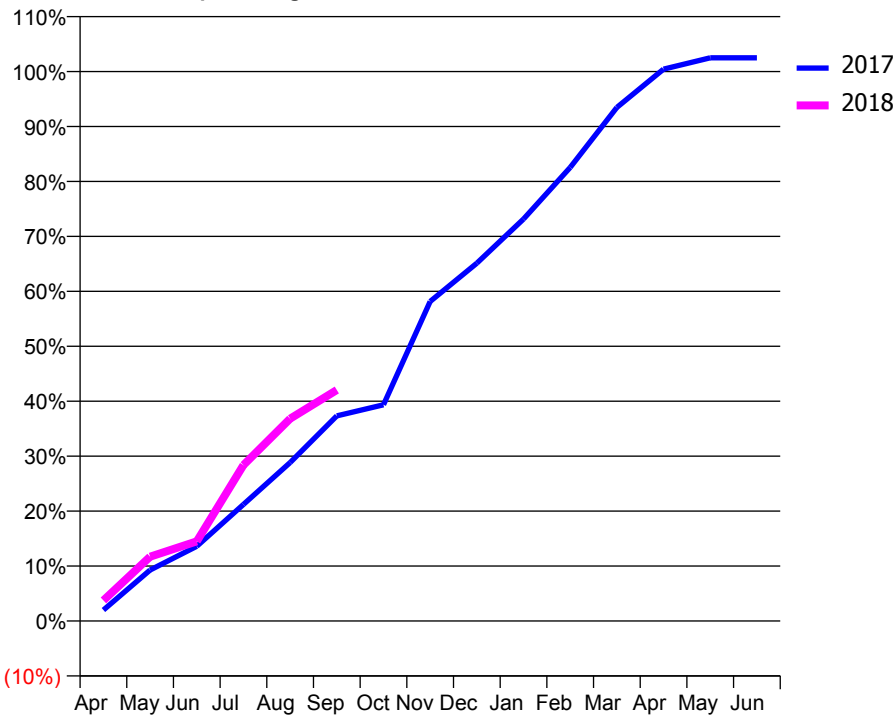
ACCESS*

Patients seen in 24 months	Total	Change since previous quarter
Quarter ending September 2016	867	
Quarter ending December 2016	862	→
Quarter ending March 2017	881	↑
Quarter ending June 2017	882	→
Quarter ending September 2017	895	→
Variance since September 2016	3.2%	↑



ACTIVITY

Cumulative percentage of contracted UDA delivered 2017 & 2018



Month	Adjusted Scheduled Activity (UDA)	
	2017	2018
April	40	75
May	185	234
June	272	290
July	425	568
August	577	736
September	747	841
October	787	
November	1,163	
December	1,303	
January	1,463	
February	1,651	
March	1,869	
April	2,008	
May	2,050	
June	2,050	

QUALITY

	Quantity	Base Number	Contract	AT	Region	England
% of FP17s for the same patient ID Re-attending within 3 months - Children	8	166	4.8%	9.3%	11.4%	11.9%
% of FP17s for the same patient ID Re-attending within 3 months - Adults	57	381	15.0%	15.0%	15.7%	15.9%
% of FP17s for the same patient ID Re-attending between 3 & 9 months - Children	74	166	44.6%	59.5%	60.6%	58.1%
% of FP17s for the same patient ID Re-attending between 3 & 9 months - Adults	143	381	37.5%	51.2%	52.0%	50.6%
% of FP17s for Band 1 Urgent Courses	44	470	9.4%	9.6%	9.6%	9.1%
% of FP17s Relating to Free Repair or Replacements	2	470	0.4%	0.6%	0.7%	0.8%
% of FP17s Relating to Continuations	1	470	0.2%	0.9%	1.0%	1.1%
% of Patients satisfied with the dentistry they have received	0	0	N/A	90.4%	91.6%	91.4%
% of Patients satisfied with the time they had to wait for an appointment	0	0	N/A	87.3%	87.9%	87.7%

* This is based on patients treated on this contract for their most recent course of treatment. Figures in italics indicate the base number of FP17s or Patient Questionnaire responses are less than 100. N/A is shown where the base number of responses is less than 10 during the period. % is calculated as Quantity/Base number*100

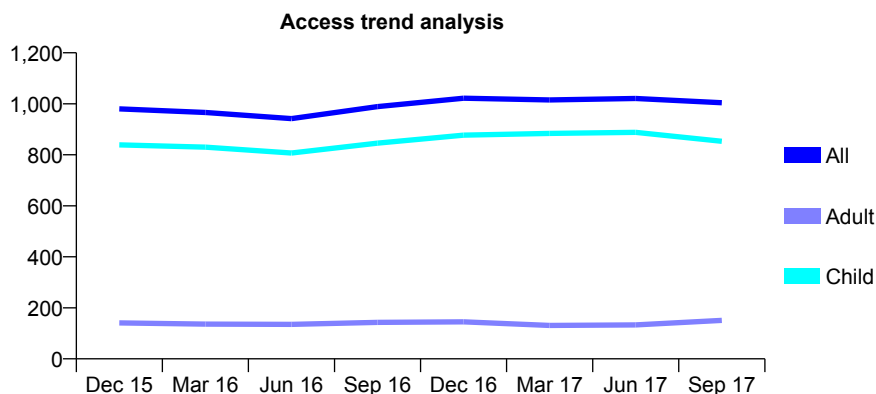
Q68 - Vital Signs At a Glance Contract Report for 906743/0001 - September 2017

Name or company name	MR PS NAYLER
Contract type name	GDS Contract
Purpose of contract	General
Contract start date	01/04/2006
Contract end date	

17/18 Contracted general activity (UDA)	1,799
Carry forward general activity (UDA)	0
17/18 Contracted orthodontic activity (UOA)	0
Carry forward orthodontic activity (UOA)	0
Baseline contract value	£38,722.17

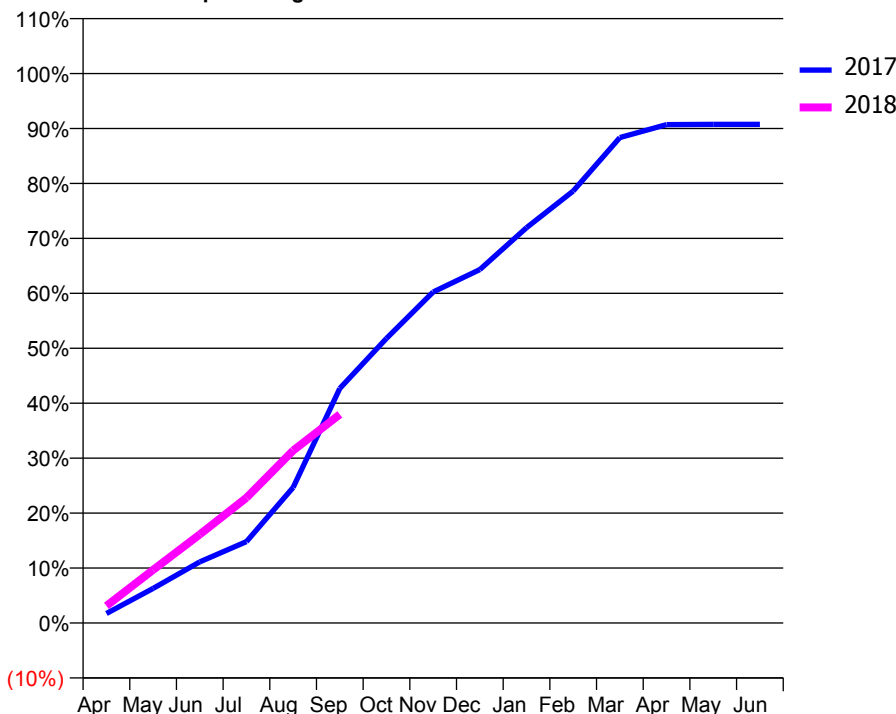
ACCESS*

Patients seen in 24 months	Total	Change since previous quarter
Quarter ending September 2016	989	
Quarter ending December 2016	1,022	↑
Quarter ending March 2017	1,015	→
Quarter ending June 2017	1,021	→
Quarter ending September 2017	1,004	↓
Variance since September 2016	1.5%	→



ACTIVITY

Cumulative percentage of contracted UDA delivered 2017 & 2018



Month	Adjusted Scheduled Activity (UDA)	
	2017	2018
April	31	56
May	113	174
June	200	290
July	266	410
August	444	565
September	768	683
October	932	
November	1,084	
December	1,157	
January	1,294	
February	1,414	
March	1,589	
April	1,632	
May	1,633	
June	1,633	

QUALITY

	Quantity	Base Number	Contract	AT	Region	England
% of FP17s for the same patient ID Re-attending within 3 months - Children	20	517	3.9%	9.3%	11.4%	11.9%
% of FP17s for the same patient ID Re-attending within 3 months - Adults	3	30	10.0%	15.0%	15.7%	15.9%
% of FP17s for the same patient ID Re-attending between 3 & 9 months - Children	295	517	57.1%	59.5%	60.6%	58.1%
% of FP17s for the same patient ID Re-attending between 3 & 9 months - Adults	15	30	50.0%	51.2%	52.0%	50.6%
% of FP17s for Band 1 Urgent Courses	9	521	1.7%	9.6%	9.6%	9.1%
% of FP17s Relating to Free Repair or Replacements	0	521	0.0%	0.6%	0.7%	0.8%
% of FP17s Relating to Continuations	0	521	0.0%	0.9%	1.0%	1.1%
% of Patients satisfied with the dentistry they have received	0	0	N/A	90.4%	91.6%	91.4%
% of Patients satisfied with the time they had to wait for an appointment	0	0	N/A	87.3%	87.9%	87.7%

* This is based on patients treated on this contract for their most recent course of treatment. Figures in italics indicate the base number of FP17s or Patient Questionnaire responses are less than 100. N/A is shown where the base number of responses is less than 10 during the period. % is calculated as Quantity/Base number*100

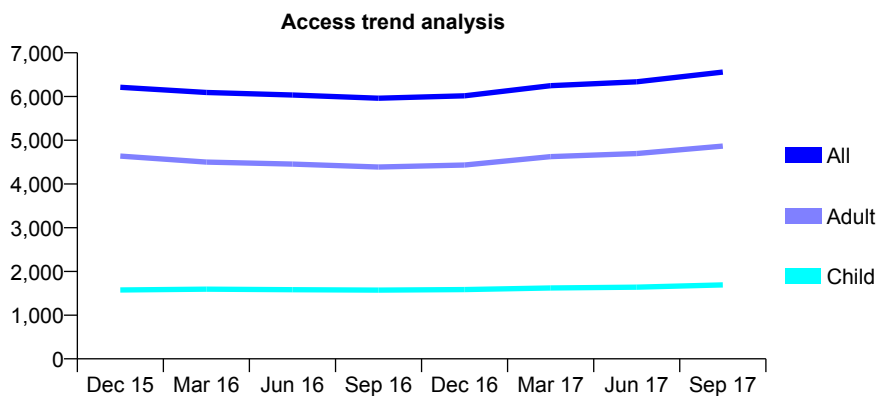
Q68 - Vital Signs At a Glance Contract Report for 906956/0002 - September 2017

Name or company name	MR KW GREY
Contract type name	GDS Contract
Purpose of contract	General
Contract start date	01/04/2006
Contract end date	

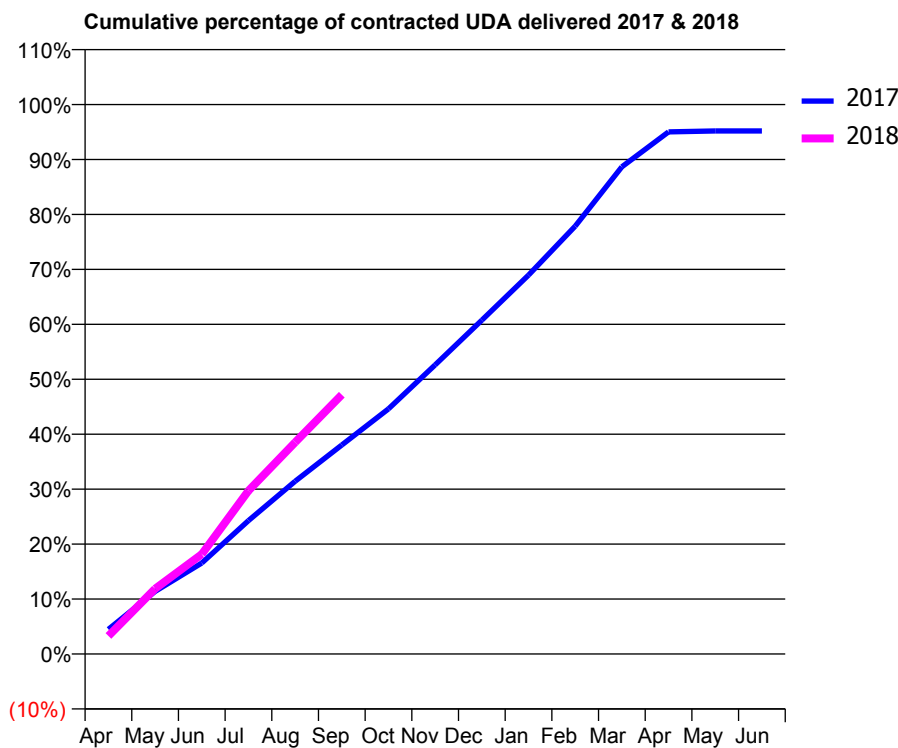
17/18 Contracted general activity (UDA)	21,423
Carry forward general activity (UDA)	0
17/18 Contracted orthodontic activity (UOA)	0
Carry forward orthodontic activity (UOA)	0
Baseline contract value	£634,967.61

ACCESS*

Patients seen in 24 months	Total	Change since previous quarter
Quarter ending September 2016	5,960	
Quarter ending December 2016	6,016	→
Quarter ending March 2017	6,247	↑
Quarter ending June 2017	6,337	→
Quarter ending September 2017	6,558	↑
Variance since September 2016	10.0%	↑



ACTIVITY



Month	Adjusted Scheduled Activity (UDA)	
	2017	2018
April	964	706
May	2,440	2,547
June	3,550	3,894
July	5,202	6,368
August	6,734	8,254
September	8,147	10,109
October	9,559	
November	11,273	
December	13,017	
January	14,773	
February	16,682	
March	18,995	
April	20,356	
May	20,391	
June	20,394	

QUALITY

	Quantity	Base Number	Contract	AT	Region	England
% of FP17s for the same patient ID Re-attending within 3 months - Children	42	1,049	4.0%	9.3%	11.4%	11.9%
% of FP17s for the same patient ID Re-attending within 3 months - Adults	466	3,185	14.6%	15.0%	15.7%	15.9%
% of FP17s for the same patient ID Re-attending between 3 & 9 months - Children	426	1,049	40.6%	59.5%	60.6%	58.1%
% of FP17s for the same patient ID Re-attending between 3 & 9 months - Adults	1,134	3,185	35.6%	51.2%	52.0%	50.6%
% of FP17s for Band 1 Urgent Courses	262	3,245	8.1%	9.6%	9.6%	9.1%
% of FP17s Relating to Free Repair or Replacements	39	3,245	1.2%	0.6%	0.7%	0.8%
% of FP17s Relating to Continuations	11	3,245	0.3%	0.9%	1.0%	1.1%
% of Patients satisfied with the dentistry they have received	12	14	85.7%	90.4%	91.6%	91.4%
% of Patients satisfied with the time they had to wait for an appointment	12	14	85.7%	87.3%	87.9%	87.7%

* This is based on patients treated on this contract for their most recent course of treatment. Figures in italics indicate the base number of FP17s or Patient Questionnaire responses are less than 100. N/A is shown where the base number of responses is less than 10 during the period. % is calculated as Quantity/Base number*100

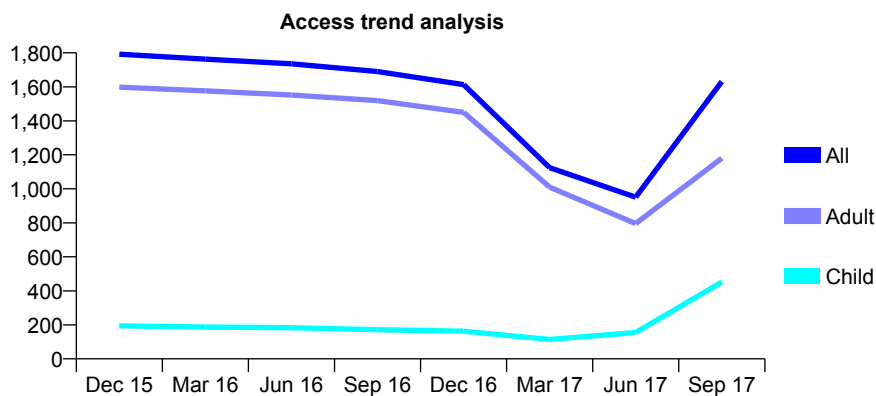
Q68 - Vital Signs At a Glance Contract Report for 907707/0001 - September 2017

Name or company name	Dental Surgery Partnership
Contract type name	GDS Contract
Purpose of contract	General
Contract start date	01/04/2006
Contract end date	

17/18 Contracted general activity (UDA)	6,857
Carry forward general activity (UDA)	0
17/18 Contracted orthodontic activity (UOA)	0
Carry forward orthodontic activity (UOA)	0
Baseline contract value	£166,095.55

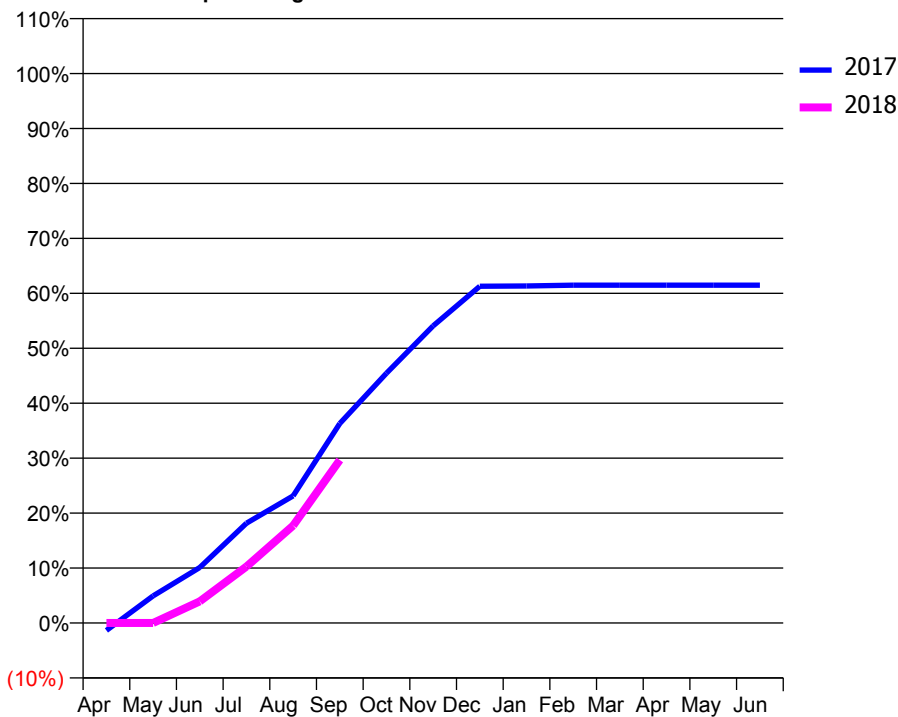
ACCESS*

Patients seen in 24 months	Total	Change since previous quarter
Quarter ending September 2016	1,690	
Quarter ending December 2016	1,613	↓
Quarter ending March 2017	1,124	↓
Quarter ending June 2017	951	↓
Quarter ending September 2017	1,631	↑
Variance since September 2016	(3.5%)	↓



ACTIVITY

Cumulative percentage of contracted UDA delivered 2017 & 2018



Month	Adjusted Scheduled Activity (UDA)	
	2017	2018
April	-94	0
May	339	0
June	693	270
July	1,246	705
August	1,587	1,216
September	2,490	2,035
October	3,117	
November	3,708	
December	4,203	
January	4,206	
February	4,215	
March	4,215	
April	4,215	
May	4,215	
June	4,215	

QUALITY

	Quantity	Base Number	Contract	AT	Region	England
% of FP17s for the same patient ID Re-attending within 3 months - Children	4	420	1.0%	9.3%	11.4%	11.9%
% of FP17s for the same patient ID Re-attending within 3 months - Adults	12	724	1.7%	15.0%	15.7%	15.9%
% of FP17s for the same patient ID Re-attending between 3 & 9 months - Children	4	420	1.0%	59.5%	60.6%	58.1%
% of FP17s for the same patient ID Re-attending between 3 & 9 months - Adults	9	724	1.2%	51.2%	52.0%	50.6%
% of FP17s for Band 1 Urgent Courses	134	1,144	11.7%	9.6%	9.6%	9.1%
% of FP17s Relating to Free Repair or Replacements	1	1,144	0.1%	0.6%	0.7%	0.8%
% of FP17s Relating to Continuations	0	1,144	0.0%	0.9%	1.0%	1.1%
% of Patients satisfied with the dentistry they have received	3	4	N/A	90.4%	91.6%	91.4%
% of Patients satisfied with the time they had to wait for an appointment	3	4	N/A	87.3%	87.9%	87.7%

* This is based on patients treated on this contract for their most recent course of treatment. Figures in italics indicate the base number of FP17s or Patient Questionnaire responses are less than 100. N/A is shown where the base number of responses is less than 10 during the period. % is calculated as Quantity/Base number*100

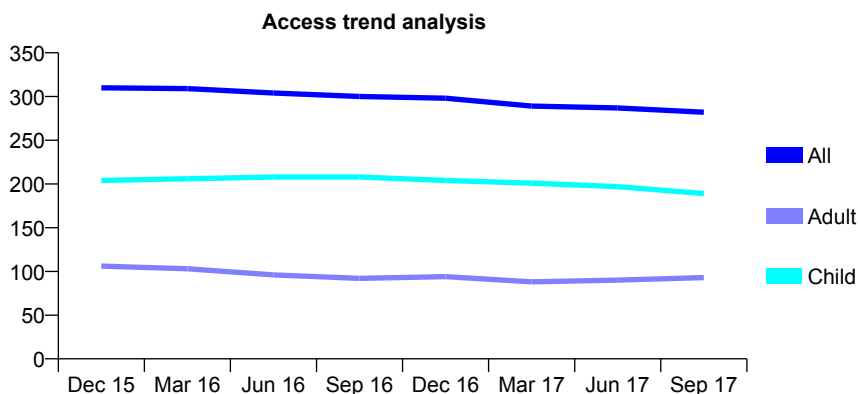
Q68 - Vital Signs At a Glance Contract Report for 911445/0001 - September 2017

Name or company name	MR JE REED
Contract type name	GDS Contract
Purpose of contract	General
Contract start date	01/04/2006
Contract end date	

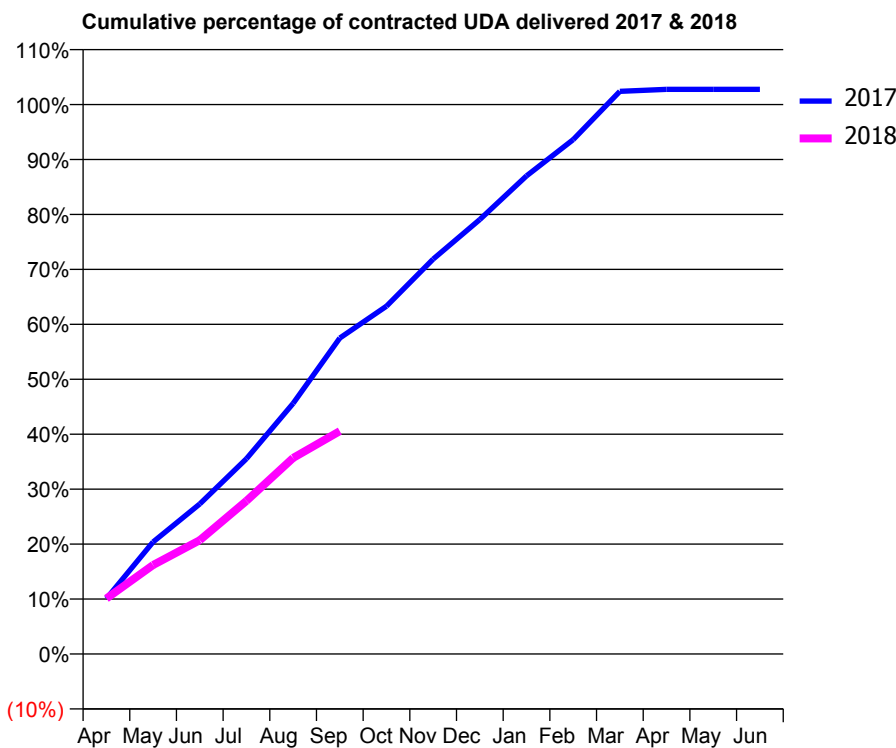
17/18 Contracted general activity (UDA)	825
Carry forward general activity (UDA)	-17
17/18 Contracted orthodontic activity (UOA)	0
Carry forward orthodontic activity (UOA)	0
Baseline contract value	£20,443.19

ACCESS*

Patients seen in 24 months	Total	Change since previous quarter
Quarter ending September 2016	300	
Quarter ending December 2016	298	→
Quarter ending March 2017	289	↓
Quarter ending June 2017	287	→
Quarter ending September 2017	282	↓
Variance since September 2016	(6.0%)	↓



ACTIVITY



Adjusted Scheduled Activity (UDA)		
Month	2017	2018
April	83	83
May	168	134
June	225	171
July	293	230
August	376	294
September	474	335
October	522	
November	593	
December	652	
January	718	
February	772	
March	845	
April	848	
May	848	
June	848	

QUALITY

	Quantity	Base Number	Contract	AT	Region	England
% of FP17s for the same patient ID Re-attending within 3 months - Children	18	180	10.0%	9.3%	11.4%	11.9%
% of FP17s for the same patient ID Re-attending within 3 months - Adults	5	38	13.2%	15.0%	15.7%	15.9%
% of FP17s for the same patient ID Re-attending between 3 & 9 months - Children	117	180	65.0%	59.5%	60.6%	58.1%
% of FP17s for the same patient ID Re-attending between 3 & 9 months - Adults	20	38	52.6%	51.2%	52.0%	50.6%
% of FP17s for Band 1 Urgent Courses	8	215	3.7%	9.6%	9.6%	9.1%
% of FP17s Relating to Free Repair or Replacements	0	215	0.0%	0.6%	0.7%	0.8%
% of FP17s Relating to Continuations	0	215	0.0%	0.9%	1.0%	1.1%
% of Patients satisfied with the dentistry they have received	0	0	N/A	90.4%	91.6%	91.4%
% of Patients satisfied with the time they had to wait for an appointment	0	0	N/A	87.3%	87.9%	87.7%

* This is based on patients treated on this contract for their most recent course of treatment. Figures in italics indicate the base number of FP17s or Patient Questionnaire responses are less than 100. N/A is shown where the base number of responses is less than 10 during the period. % is calculated as Quantity/Base number*100

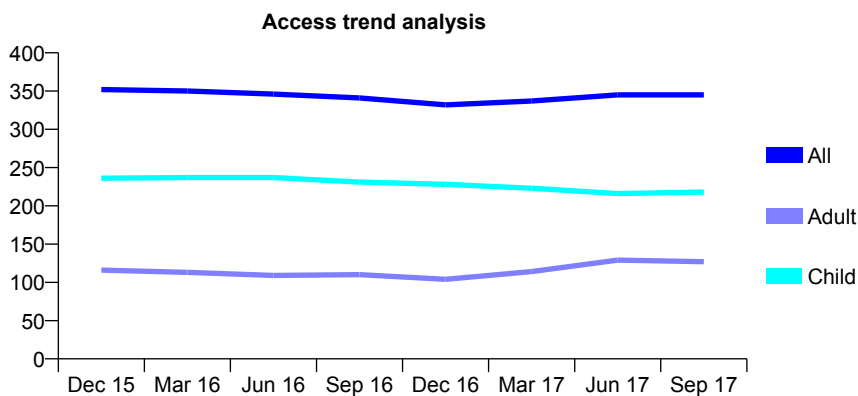
Q68 - Vital Signs At a Glance Contract Report for 911607/0001 - September 2017

Name or company name	MR NJ MARSHALL
Contract type name	GDS Contract
Purpose of contract	General
Contract start date	01/04/2006
Contract end date	

17/18 Contracted general activity (UDA)	756
Carry forward general activity (UDA)	-4
17/18 Contracted orthodontic activity (UOA)	0
Carry forward orthodontic activity (UOA)	0
Baseline contract value	£16,939.35

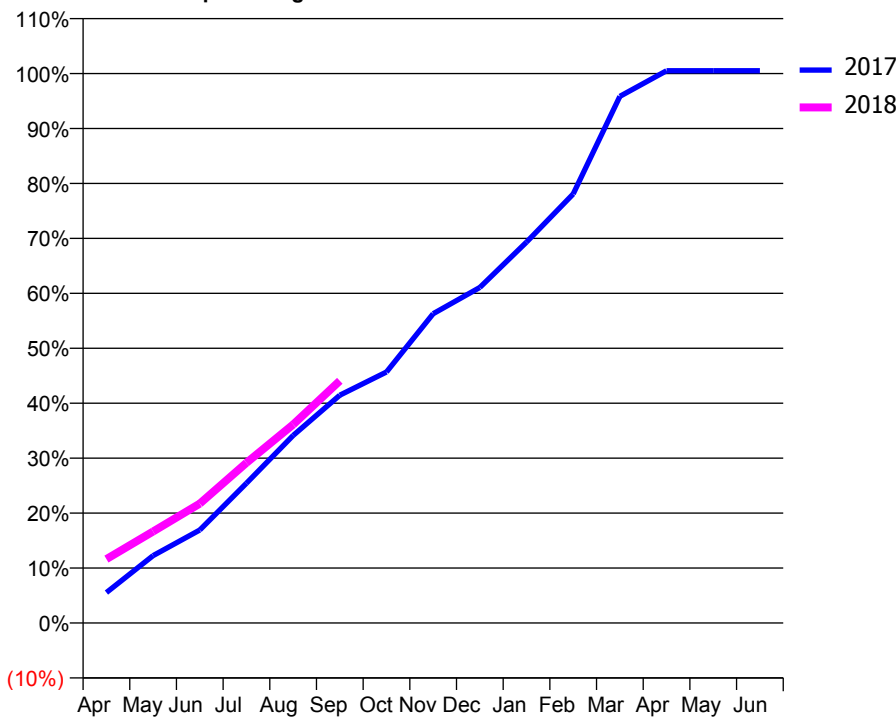
ACCESS*

Patients seen in 24 months	Total	Change since previous quarter
Quarter ending September 2016	341	
Quarter ending December 2016	332	↓
Quarter ending March 2017	337	→
Quarter ending June 2017	345	↑
Quarter ending September 2017	345	→
Variance since September 2016	1.2%	→



ACTIVITY

Cumulative percentage of contracted UDA delivered 2017 & 2018



Adjusted Scheduled Activity (UDA)

Month	2017	2018
April	42	88
May	93	126
June	128	164
July	192	220
August	258	273
September	313	333
October	345	
November	426	
December	462	
January	524	
February	590	
March	725	
April	760	
May	760	
June	760	

QUALITY

	Quantity	Base Number	Contract	AT	Region	England
% of FP17s for the same patient ID Re-attending within 3 months - Children	3	179	1.7%	9.3%	11.4%	11.9%
% of FP17s for the same patient ID Re-attending within 3 months - Adults	4	65	6.2%	15.0%	15.7%	15.9%
% of FP17s for the same patient ID Re-attending between 3 & 9 months - Children	131	179	73.2%	59.5%	60.6%	58.1%
% of FP17s for the same patient ID Re-attending between 3 & 9 months - Adults	42	65	64.6%	51.2%	52.0%	50.6%
% of FP17s for Band 1 Urgent Courses	6	225	2.7%	9.6%	9.6%	9.1%
% of FP17s Relating to Free Repair or Replacements	0	225	0.0%	0.6%	0.7%	0.8%
% of FP17s Relating to Continuations	0	225	0.0%	0.9%	1.0%	1.1%
% of Patients satisfied with the dentistry they have received	0	0	N/A	90.4%	91.6%	91.4%
% of Patients satisfied with the time they had to wait for an appointment	0	0	N/A	87.3%	87.9%	87.7%

* This is based on patients treated on this contract for their most recent course of treatment. Figures in italics indicate the base number of FP17s or Patient Questionnaire responses are less than 100. N/A is shown where the base number of responses is less than 10 during the period. % is calculated as Quantity/Base number*100

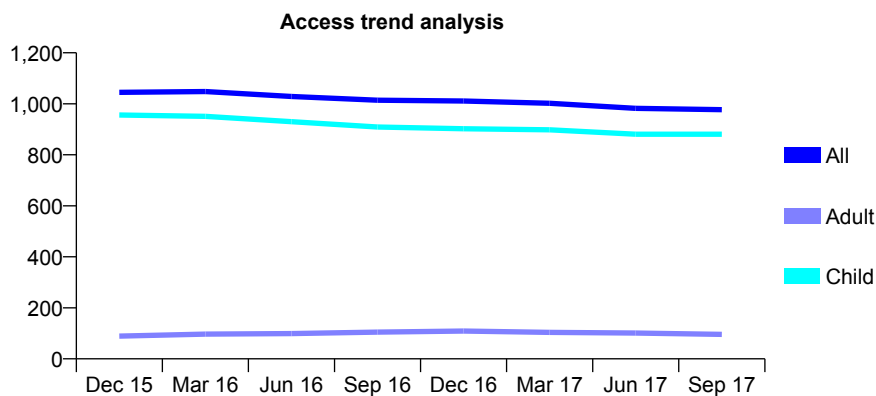
Q68 - Vital Signs At a Glance Contract Report for 913219/0001 - September 2017

Name or company name	MR AO REEVES
Contract type name	GDS Contract
Purpose of contract	General
Contract start date	01/04/2006
Contract end date	

17/18 Contracted general activity (UDA)	1,987
Carry forward general activity (UDA)	28
17/18 Contracted orthodontic activity (UOA)	0
Carry forward orthodontic activity (UOA)	0
Baseline contract value	£44,658.49

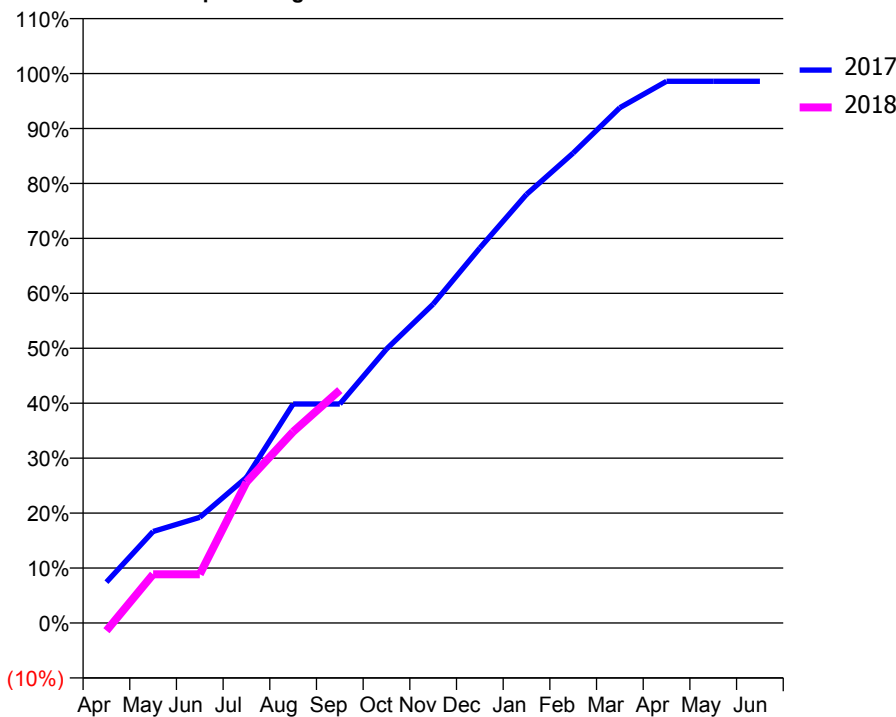
ACCESS*

Patients seen in 24 months	Total	Change since previous quarter
Quarter ending September 2016	1,014	
Quarter ending December 2016	1,011	→
Quarter ending March 2017	1,002	→
Quarter ending June 2017	982	↓
Quarter ending September 2017	977	→
Variance since September 2016	(3.6%)	↓



ACTIVITY

Cumulative percentage of contracted UDA delivered 2017 & 2018



Adjusted Scheduled Activity (UDA)

Month	2017	2018
April	148	-28
May	331	176
June	382	176
July	526	510
August	792	692
September	792	842
October	991	
November	1,153	
December	1,356	
January	1,550	
February	1,699	
March	1,863	
April	1,959	
May	1,959	
June	1,959	

QUALITY

	Quantity	Base Number	Contract	AT	Region	England
% of FP17s for the same patient ID Re-attending within 3 months - Children	29	764	3.8%	9.3%	11.4%	11.9%
% of FP17s for the same patient ID Re-attending within 3 months - Adults	0	1	0.0%	15.0%	15.7%	15.9%
% of FP17s for the same patient ID Re-attending between 3 & 9 months - Children	599	764	78.4%	59.5%	60.6%	58.1%
% of FP17s for the same patient ID Re-attending between 3 & 9 months - Adults	0	1	0.0%	51.2%	52.0%	50.6%
% of FP17s for Band 1 Urgent Courses	21	700	3.0%	9.6%	9.6%	9.1%
% of FP17s Relating to Free Repair or Replacements	0	700	0.0%	0.6%	0.7%	0.8%
% of FP17s Relating to Continuations	0	700	0.0%	0.9%	1.0%	1.1%
% of Patients satisfied with the dentistry they have received	1	1	N/A	90.4%	91.6%	91.4%
% of Patients satisfied with the time they had to wait for an appointment	1	1	N/A	87.3%	87.9%	87.7%

* This is based on patients treated on this contract for their most recent course of treatment. Figures in italics indicate the base number of FP17s or Patient Questionnaire responses are less than 100. N/A is shown where the base number of responses is less than 10 during the period. % is calculated as Quantity/Base number*100

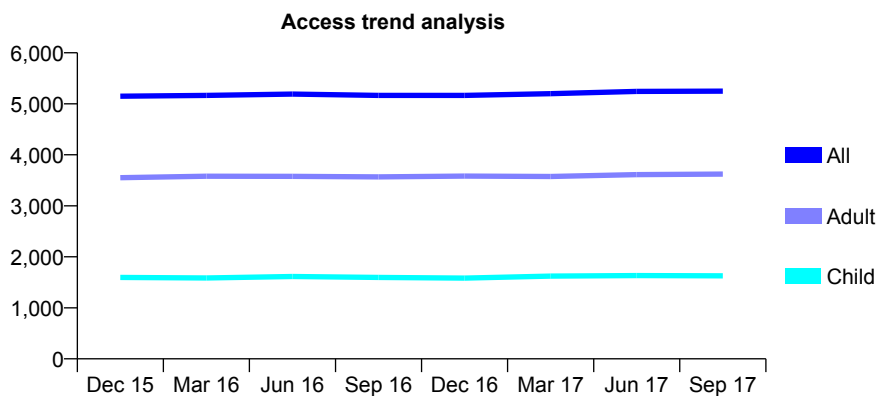
Q68 - Vital Signs At a Glance Contract Report for 913553/0001 - September 2017

Name or company name	MR AM BROWN
Contract type name	GDS Contract
Purpose of contract	General
Contract start date	01/04/2006
Contract end date	

17/18 Contracted general activity (UDA)	11,982
Carry forward general activity (UDA)	221
17/18 Contracted orthodontic activity (UOA)	0
Carry forward orthodontic activity (UOA)	0
Baseline contract value	£283,458.82

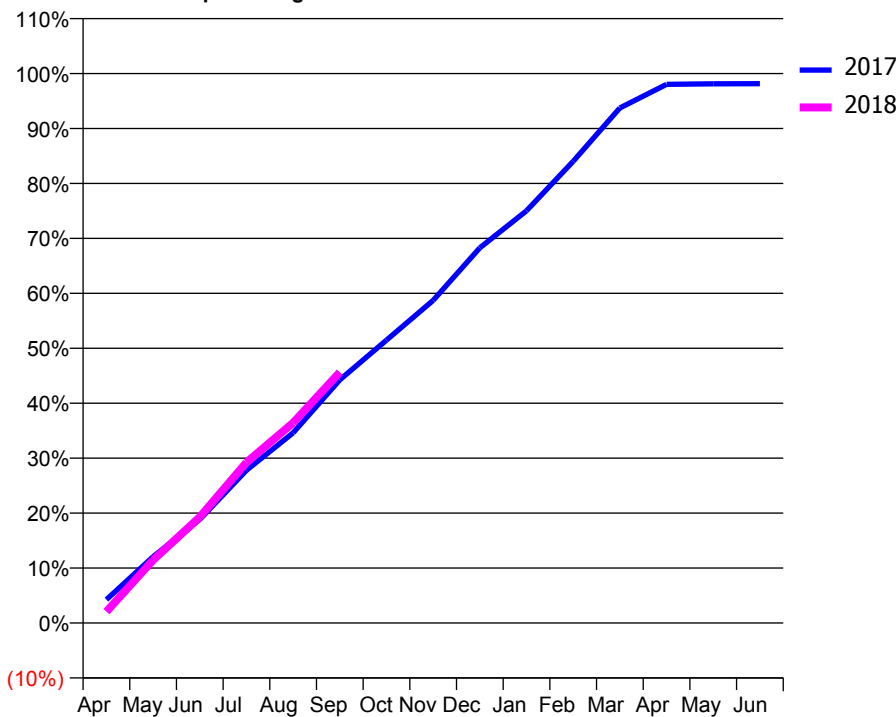
ACCESS*

Patients seen in 24 months	Total	Change since previous quarter
Quarter ending September 2016	5,165	
Quarter ending December 2016	5,166	→
Quarter ending March 2017	5,199	→
Quarter ending June 2017	5,244	→
Quarter ending September 2017	5,249	→
Variance since September 2016	1.6%	→



ACTIVITY

Cumulative percentage of contracted UDA delivered 2017 & 2018



Month	Adjusted Scheduled Activity (UDA)	
	2017	2018
April	510	248
May	1,447	1,373
June	2,256	2,311
July	3,332	3,503
August	4,148	4,365
September	5,303	5,469
October	6,169	
November	7,034	
December	8,182	
January	8,989	
February	10,067	
March	11,229	
April	11,745	
May	11,757	
June	11,761	

QUALITY

	Quantity	Base Number	Contract	AT	Region	England
% of FP17s for the same patient ID Re-attending within 3 months - Children	81	1,408	5.8%	9.3%	11.4%	11.9%
% of FP17s for the same patient ID Re-attending within 3 months - Adults	275	2,639	10.4%	15.0%	15.7%	15.9%
% of FP17s for the same patient ID Re-attending between 3 & 9 months - Children	970	1,408	68.9%	59.5%	60.6%	58.1%
% of FP17s for the same patient ID Re-attending between 3 & 9 months - Adults	1,434	2,639	54.3%	51.2%	52.0%	50.6%
% of FP17s for Band 1 Urgent Courses	308	3,741	8.2%	9.6%	9.6%	9.1%
% of FP17s Relating to Free Repair or Replacements	9	3,741	0.2%	0.6%	0.7%	0.8%
% of FP17s Relating to Continuations	1	3,741	0.0%	0.9%	1.0%	1.1%
% of Patients satisfied with the dentistry they have received	3	3	N/A	90.4%	91.6%	91.4%
% of Patients satisfied with the time they had to wait for an appointment	3	3	N/A	87.3%	87.9%	87.7%

* This is based on patients treated on this contract for their most recent course of treatment. Figures in italics indicate the base number of FP17s or Patient Questionnaire responses are less than 100. N/A is shown where the base number of responses is less than 10 during the period. % is calculated as Quantity/Base number*100

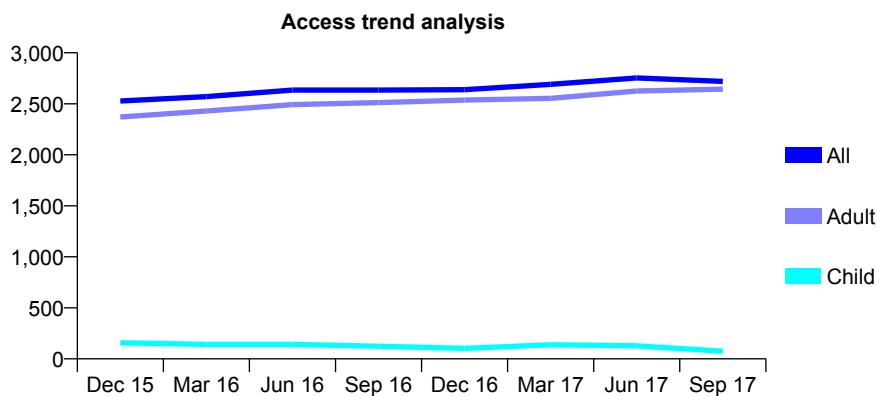
Q68 - Vital Signs At a Glance Contract Report for 914673/0002 - September 2017

Name or company name	MR M SEIFOURI
Contract type name	GDS Contract
Purpose of contract	General
Contract start date	01/08/2011
Contract end date	

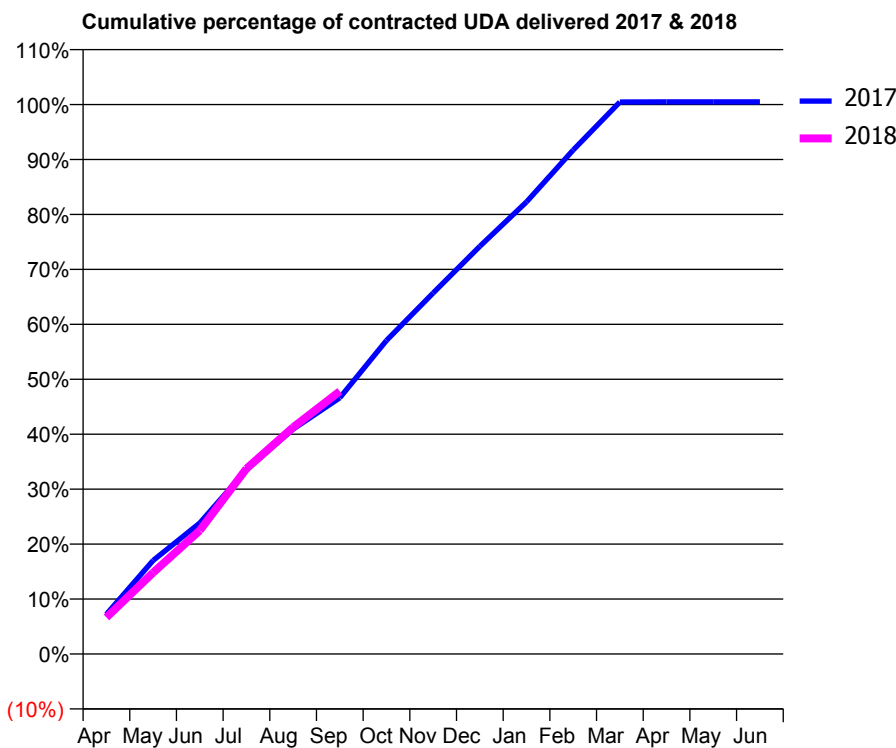
17/18 Contracted general activity (UDA)	7,753
Carry forward general activity (UDA)	-37
17/18 Contracted orthodontic activity (UOA)	0
Carry forward orthodontic activity (UOA)	0
Baseline contract value	£226,560.36

ACCESS*

Patients seen in 24 months	Total	Change since previous quarter
Quarter ending September 2016	2,635	
Quarter ending December 2016	2,639	→
Quarter ending March 2017	2,691	→
Quarter ending June 2017	2,754	↑
Quarter ending September 2017	2,719	↓
Variance since September 2016	3.2%	↑



ACTIVITY



Month	Adjusted Scheduled Activity (UDA)	
	2017	2018
April	562	516
May	1,320	1,149
June	1,848	1,744
July	2,602	2,617
August	3,174	3,199
September	3,616	3,707
October	4,423	
November	5,093	
December	5,753	
January	6,379	
February	7,110	
March	7,788	
April	7,790	
May	7,790	
June	7,790	

QUALITY

	Quantity	Base Number	Contract	AT	Region	England
% of FP17s for the same patient ID Re-attending within 3 months - Children	1	34	2.9%	9.3%	11.4%	11.9%
% of FP17s for the same patient ID Re-attending within 3 months - Adults	114	1,567	7.3%	15.0%	15.7%	15.9%
% of FP17s for the same patient ID Re-attending between 3 & 9 months - Children	9	34	26.5%	59.5%	60.6%	58.1%
% of FP17s for the same patient ID Re-attending between 3 & 9 months - Adults	581	1,567	37.1%	51.2%	52.0%	50.6%
% of FP17s for Band 1 Urgent Courses	17	1,600	1.1%	9.6%	9.6%	9.1%
% of FP17s Relating to Free Repair or Replacements	0	1,600	0.0%	0.6%	0.7%	0.8%
% of FP17s Relating to Continuations	0	1,600	0.0%	0.9%	1.0%	1.1%
% of Patients satisfied with the dentistry they have received	5	5	N/A	90.4%	91.6%	91.4%
% of Patients satisfied with the time they had to wait for an appointment	5	5	N/A	87.3%	87.9%	87.7%

* This is based on patients treated on this contract for their most recent course of treatment. Figures in italics indicate the base number of FP17s or Patient Questionnaire responses are less than 100. N/A is shown where the base number of responses is less than 10 during the period. % is calculated as Quantity/Base number*100

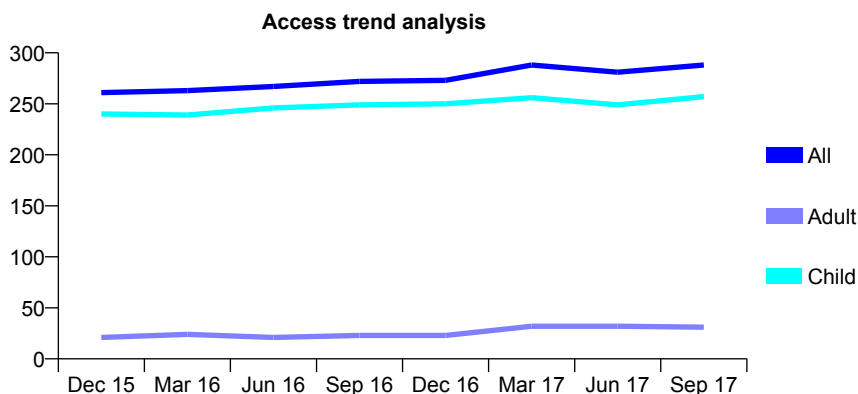
Q68 - Vital Signs At a Glance Contract Report for 916994/0001 - September 2017

Name or company name	MR MD SETTERS
Contract type name	GDS Contract
Purpose of contract	General
Contract start date	01/04/2006
Contract end date	

17/18 Contracted general activity (UDA)	425
Carry forward general activity (UDA)	0
17/18 Contracted orthodontic activity (UOA)	0
Carry forward orthodontic activity (UOA)	0
Baseline contract value	£10,418.72

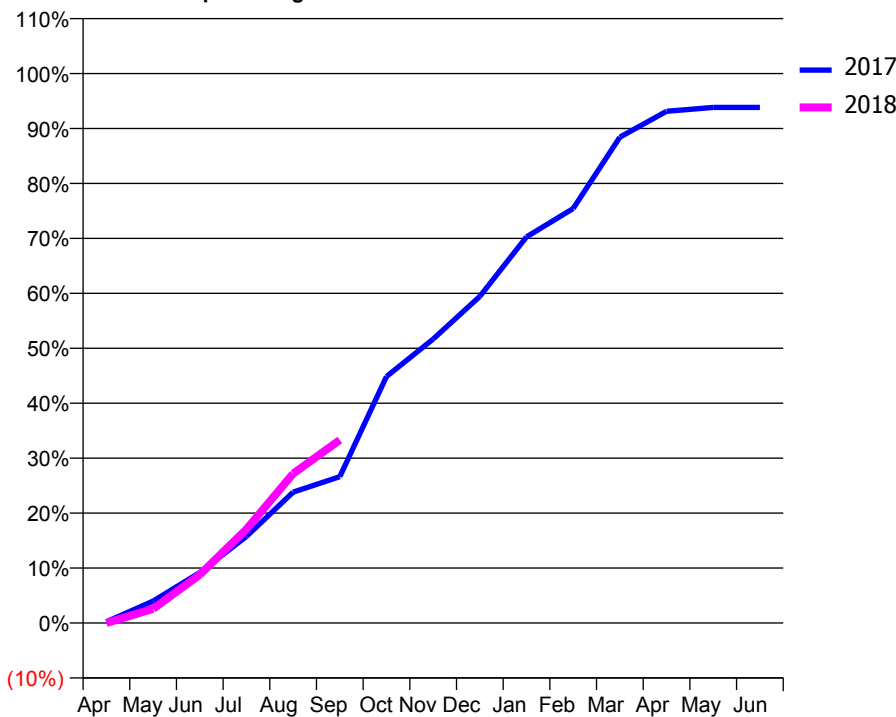
ACCESS*

Patients seen in 24 months	Total	Change since previous quarter
Quarter ending September 2016	272	
Quarter ending December 2016	273	→
Quarter ending March 2017	288	↑
Quarter ending June 2017	281	↓
Quarter ending September 2017	288	↑
Variance since September 2016	5.9%	↑



ACTIVITY

Cumulative percentage of contracted UDA delivered 2017 & 2018



Month	Adjusted Scheduled Activity (UDA)	
	2017	2018
April	1	0
May	17	11
June	39	37
July	67	73
August	101	116
September	113	142
October	191	
November	220	
December	253	
January	299	
February	321	
March	376	
April	396	
May	399	
June	399	

QUALITY

	Quantity	Base Number	Contract	AT	Region	England
% of FP17s for the same patient ID Re-attending within 3 months - Children	7	158	4.4%	9.3%	11.4%	11.9%
% of FP17s for the same patient ID Re-attending within 3 months - Adults	0	0	N/A	15.0%	15.7%	15.9%
% of FP17s for the same patient ID Re-attending between 3 & 9 months - Children	97	158	61.4%	59.5%	60.6%	58.1%
% of FP17s for the same patient ID Re-attending between 3 & 9 months - Adults	0	0	N/A	51.2%	52.0%	50.6%
% of FP17s for Band 1 Urgent Courses	3	128	2.3%	9.6%	9.6%	9.1%
% of FP17s Relating to Free Repair or Replacements	0	128	0.0%	0.6%	0.7%	0.8%
% of FP17s Relating to Continuations	0	128	0.0%	0.9%	1.0%	1.1%
% of Patients satisfied with the dentistry they have received	1	1	N/A	90.4%	91.6%	91.4%
% of Patients satisfied with the time they had to wait for an appointment	1	1	N/A	87.3%	87.9%	87.7%

* This is based on patients treated on this contract for their most recent course of treatment. Figures in italics indicate the base number of FP17s or Patient Questionnaire responses are less than 100. N/A is shown where the base number of responses is less than 10 during the period. % is calculated as Quantity/Base number*100

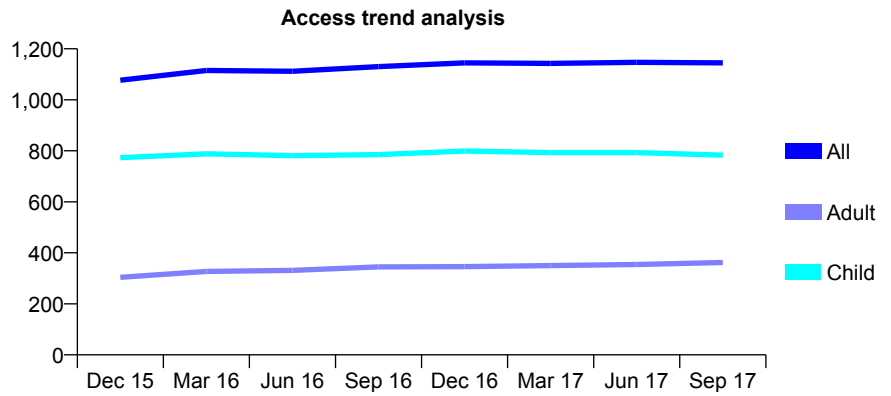
Q68 - Vital Signs At a Glance Contract Report for 917982/0001 - September 2017

Name or company name	MISS M SPEAKMAN
Contract type name	GDS Contract
Purpose of contract	General
Contract start date	01/04/2014
Contract end date	

17/18 Contracted general activity (UDA)	2,100
Carry forward general activity (UDA)	-42
17/18 Contracted orthodontic activity (UOA)	0
Carry forward orthodontic activity (UOA)	0
Baseline contract value	£47,195.93

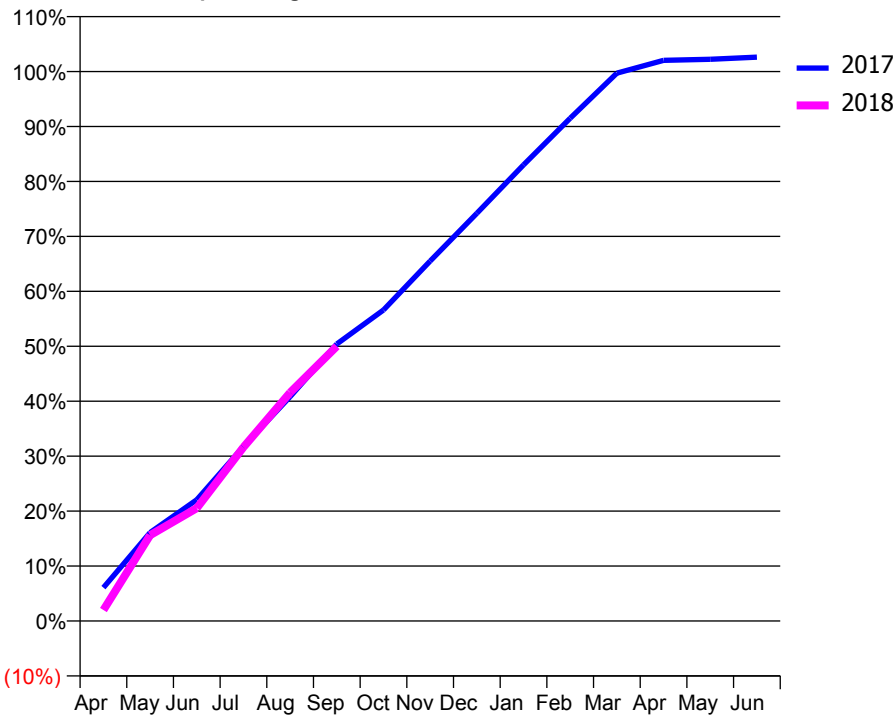
ACCESS*

Patients seen in 24 months	Total	Change since previous quarter
Quarter ending September 2016	1,130	
Quarter ending December 2016	1,145	→
Quarter ending March 2017	1,143	→
Quarter ending June 2017	1,147	→
Quarter ending September 2017	1,145	→
Variance since September 2016	1.3%	→



ACTIVITY

Cumulative percentage of contracted UDA delivered 2017 & 2018



Month	Adjusted Scheduled Activity (UDA)	
	2017	2018
April	128	42
May	338	328
June	463	431
July	667	664
August	857	873
September	1,059	1,050
October	1,189	
November	1,376	
December	1,558	
January	1,743	
February	1,921	
March	2,094	
April	2,143	
May	2,147	
June	2,155	

QUALITY

	Quantity	Base Number	Contract	AT	Region	England
% of FP17s for the same patient ID Re-attending within 3 months - Children	31	642	4.8%	9.3%	11.4%	11.9%
% of FP17s for the same patient ID Re-attending within 3 months - Adults	6	157	3.8%	15.0%	15.7%	15.9%
% of FP17s for the same patient ID Re-attending between 3 & 9 months - Children	415	642	64.6%	59.5%	60.6%	58.1%
% of FP17s for the same patient ID Re-attending between 3 & 9 months - Adults	90	157	57.3%	51.2%	52.0%	50.6%
% of FP17s for Band 1 Urgent Courses	30	746	4.0%	9.6%	9.6%	9.1%
% of FP17s Relating to Free Repair or Replacements	0	746	0.0%	0.6%	0.7%	0.8%
% of FP17s Relating to Continuations	0	746	0.0%	0.9%	1.0%	1.1%
% of Patients satisfied with the dentistry they have received	2	2	N/A	90.4%	91.6%	91.4%
% of Patients satisfied with the time they had to wait for an appointment	2	2	N/A	87.3%	87.9%	87.7%

* This is based on patients treated on this contract for their most recent course of treatment. Figures in italics indicate the base number of FP17s or Patient Questionnaire responses are less than 100. N/A is shown where the base number of responses is less than 10 during the period. % is calculated as Quantity/Base number*100

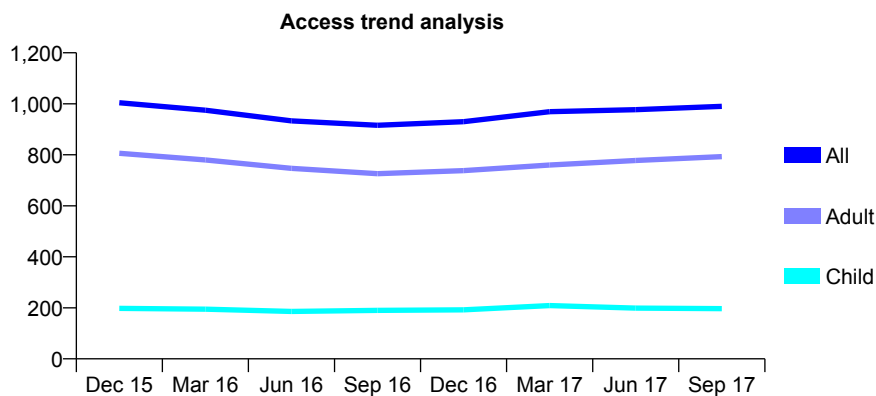
Q68 - Vital Signs At a Glance Contract Report for 919977/0001 - September 2017

Name or company name	MS JF ROYLE
Contract type name	GDS Contract
Purpose of contract	General
Contract start date	01/04/2006
Contract end date	

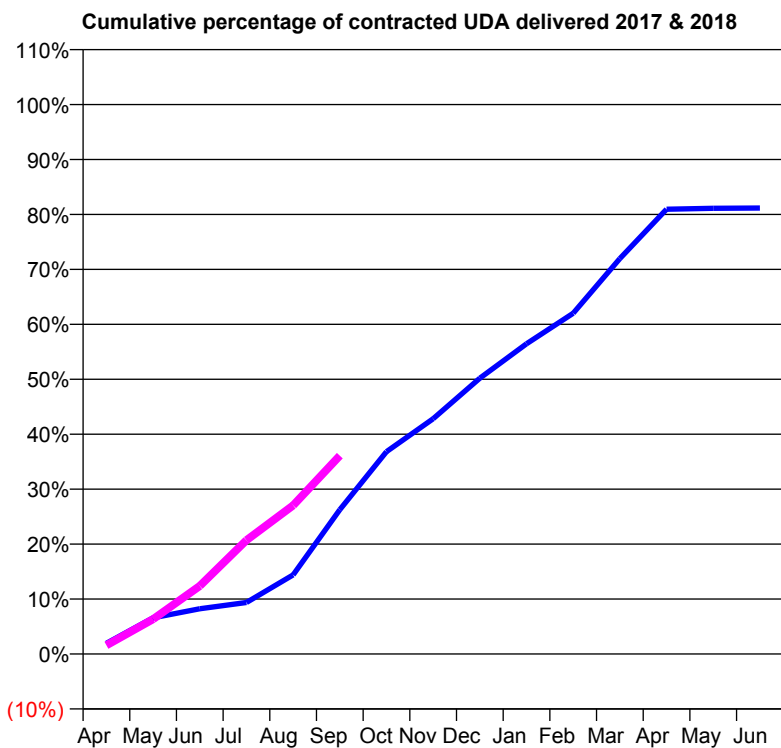
17/18 Contracted general activity (UDA)	2,800
Carry forward general activity (UDA)	0
17/18 Contracted orthodontic activity (UOA)	0
Carry forward orthodontic activity (UOA)	0
Baseline contract value	£71,098.94

ACCESS*

Patients seen in 24 months	Total	Change since previous quarter
Quarter ending September 2016	916	
Quarter ending December 2016	930	→
Quarter ending March 2017	969	↑
Quarter ending June 2017	977	→
Quarter ending September 2017	990	→
Variance since September 2016	8.1%	↑



ACTIVITY



Adjusted Scheduled Activity (UDA)		
Month	2017	2018
April	54	45
May	185	177
June	231	347
July	262	580
August	403	757
September	735	1,011
October	1,031	
November	1,199	
December	1,405	
January	1,581	
February	1,736	
March	2,015	
April	2,266	
May	2,271	
June	2,272	

QUALITY

	Quantity	Base Number	Contract	AT	Region	England
% of FP17s for the same patient ID Re-attending within 3 months - Children	9	101	8.9%	9.3%	11.4%	11.9%
% of FP17s for the same patient ID Re-attending within 3 months - Adults	80	472	16.9%	15.0%	15.7%	15.9%
% of FP17s for the same patient ID Re-attending between 3 & 9 months - Children	40	101	39.6%	59.5%	60.6%	58.1%
% of FP17s for the same patient ID Re-attending between 3 & 9 months - Adults	156	472	33.1%	51.2%	52.0%	50.6%
% of FP17s for Band 1 Urgent Courses	86	482	17.8%	9.6%	9.6%	9.1%
% of FP17s Relating to Free Repair or Replacements	6	482	1.2%	0.6%	0.7%	0.8%
% of FP17s Relating to Continuations	3	482	0.6%	0.9%	1.0%	1.1%
% of Patients satisfied with the dentistry they have received	1	1	N/A	90.4%	91.6%	91.4%
% of Patients satisfied with the time they had to wait for an appointment	1	1	N/A	87.3%	87.9%	87.7%

* This is based on patients treated on this contract for their most recent course of treatment. Figures in italics indicate the base number of FP17s or Patient Questionnaire responses are less than 100. N/A is shown where the base number of responses is less than 10 during the period. % is calculated as Quantity/Base number*100

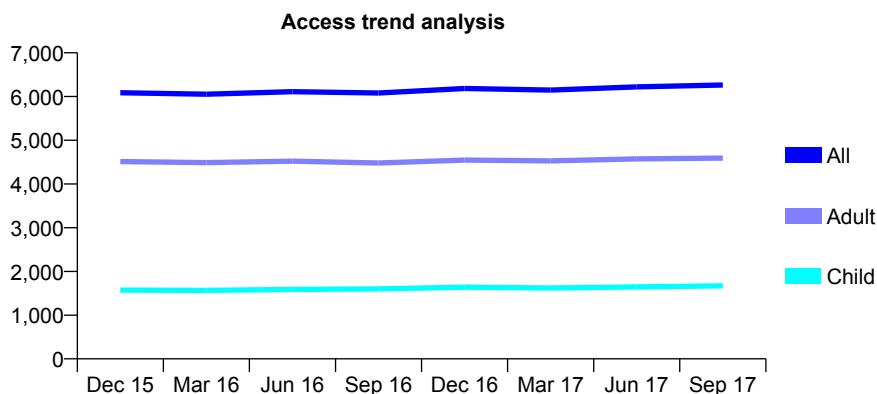
Q68 - Vital Signs At a Glance Contract Report for 921645/0004 - September 2017

Name or company name	Brightsmile Dental Care (Tadworth)
Contract type name	GDS Contract
Purpose of contract	General
Contract start date	01/04/2006
Contract end date	

17/18 Contracted general activity (UDA)	16,552
Carry forward general activity (UDA)	-332
17/18 Contracted orthodontic activity (UOA)	0
Carry forward orthodontic activity (UOA)	0
Baseline contract value	£449,443.98

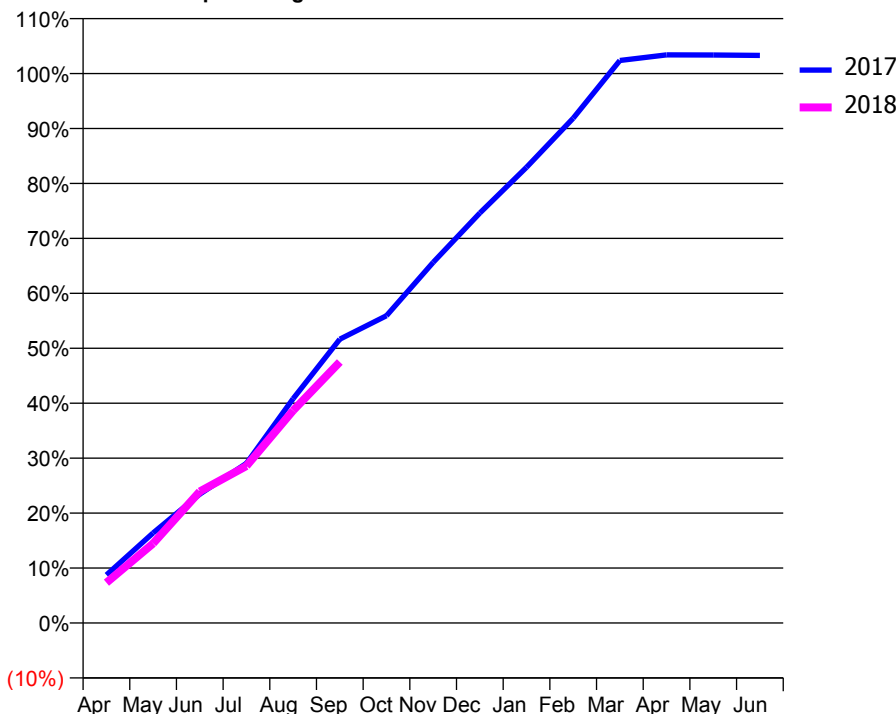
ACCESS*

Patients seen in 24 months	Total	Change since previous quarter
Quarter ending September 2016	6,079	
Quarter ending December 2016	6,183	→
Quarter ending March 2017	6,147	→
Quarter ending June 2017	6,220	→
Quarter ending September 2017	6,263	→
Variance since September 2016	3.0%	↑



ACTIVITY

Cumulative percentage of contracted UDA delivered 2017 & 2018



Adjusted Scheduled Activity (UDA)

Month	2017	2018
April	1,450	1,215
May	2,713	2,398
June	3,881	3,963
July	4,809	4,730
August	6,757	6,402
September	8,549	7,861
October	9,258	
November	10,863	
December	12,351	
January	13,727	
February	15,207	
March	16,945	
April	17,112	
May	17,109	
June	17,097	

QUALITY

	Quantity	Base Number	Contract	AT	Region	England
% of FP17s for the same patient ID Re-attending within 3 months - Children	50	1,059	4.7%	9.3%	11.4%	11.9%
% of FP17s for the same patient ID Re-attending within 3 months - Adults	222	2,412	9.2%	15.0%	15.7%	15.9%
% of FP17s for the same patient ID Re-attending between 3 & 9 months - Children	581	1,059	54.9%	59.5%	60.6%	58.1%
% of FP17s for the same patient ID Re-attending between 3 & 9 months - Adults	1,152	2,412	47.8%	51.2%	52.0%	50.6%
% of FP17s for Band 1 Urgent Courses	171	2,969	5.8%	9.6%	9.6%	9.1%
% of FP17s Relating to Free Repair or Replacements	12	2,969	0.4%	0.6%	0.7%	0.8%
% of FP17s Relating to Continuations	6	2,969	0.2%	0.9%	1.0%	1.1%
% of Patients satisfied with the dentistry they have received	35	36	97.2%	90.4%	91.6%	91.4%
% of Patients satisfied with the time they had to wait for an appointment	35	36	97.2%	87.3%	87.9%	87.7%

* This is based on patients treated on this contract for their most recent course of treatment. Figures in italics indicate the base number of FP17s or Patient Questionnaire responses are less than 100. N/A is shown where the base number of responses is less than 10 during the period. % is calculated as Quantity/Base number*100

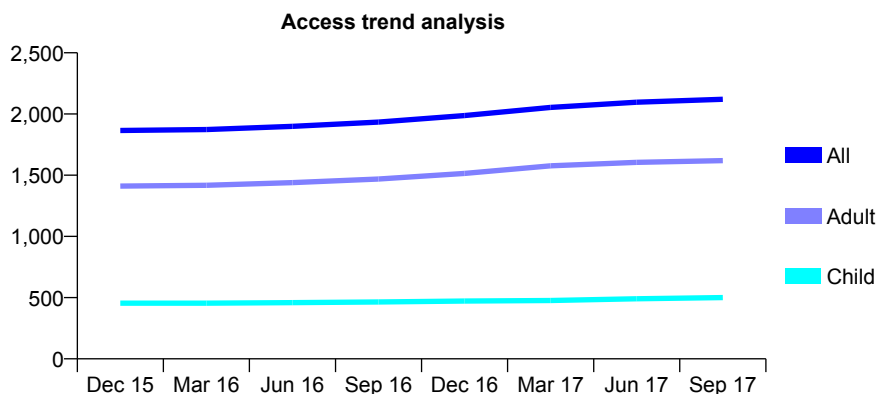
Q68 - Vital Signs At a Glance Contract Report for 921645/0005 - September 2017

Name or company name	Brightsmile Dental Care (Epsom)
Contract type name	GDS Contract
Purpose of contract	General
Contract start date	04/11/2009
Contract end date	

17/18 Contracted general activity (UDA)	5,000
Carry forward general activity (UDA)	-95
17/18 Contracted orthodontic activity (UOA)	0
Carry forward orthodontic activity (UOA)	0
Baseline contract value	£135,767.26

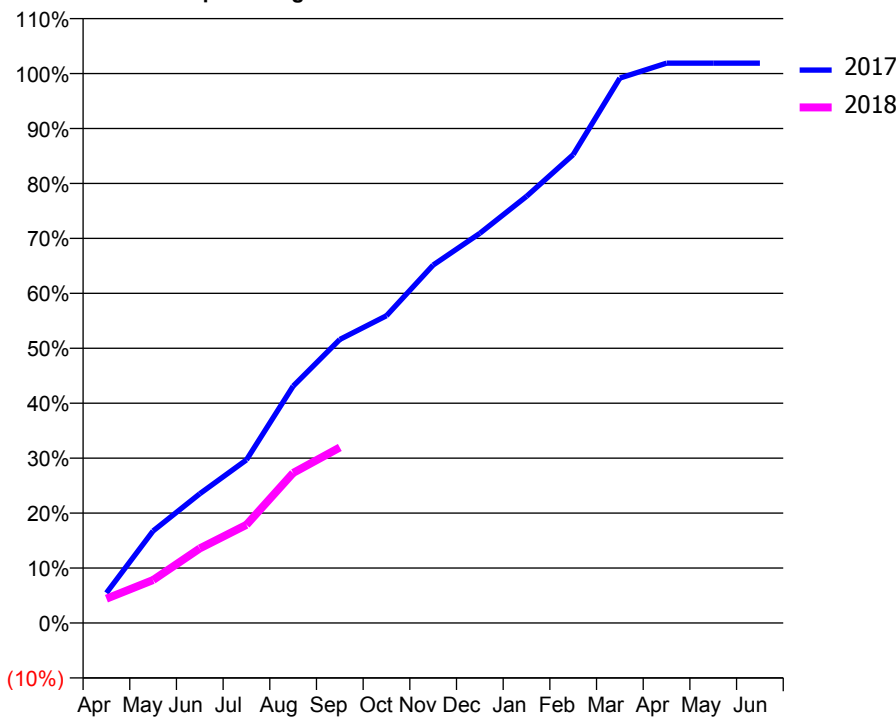
ACCESS*

Patients seen in 24 months	Total	Change since previous quarter
Quarter ending September 2016	1,934	
Quarter ending December 2016	1,987	↑
Quarter ending March 2017	2,054	↑
Quarter ending June 2017	2,096	↑
Quarter ending September 2017	2,120	→
Variance since September 2016	9.6%	↑



ACTIVITY

Cumulative percentage of contracted UDA delivered 2017 & 2018



Adjusted Scheduled Activity (UDA)

Month	2017	2018
April	274	221
May	838	392
June	1,176	679
July	1,485	894
August	2,155	1,365
September	2,580	1,597
October	2,796	
November	3,257	
December	3,546	
January	3,883	
February	4,262	
March	4,958	
April	5,095	
May	5,095	
June	5,095	

QUALITY

	Quantity	Base Number	Contract	AT	Region	England
% of FP17s for the same patient ID Re-attending within 3 months - Children	16	288	5.6%	9.3%	11.4%	11.9%
% of FP17s for the same patient ID Re-attending within 3 months - Adults	65	731	8.9%	15.0%	15.7%	15.9%
% of FP17s for the same patient ID Re-attending between 3 & 9 months - Children	133	288	46.2%	59.5%	60.6%	58.1%
% of FP17s for the same patient ID Re-attending between 3 & 9 months - Adults	280	731	38.3%	51.2%	52.0%	50.6%
% of FP17s for Band 1 Urgent Courses	27	588	4.6%	9.6%	9.6%	9.1%
% of FP17s Relating to Free Repair or Replacements	0	588	0.0%	0.6%	0.7%	0.8%
% of FP17s Relating to Continuations	0	588	0.0%	0.9%	1.0%	1.1%
% of Patients satisfied with the dentistry they have received	6	6	N/A	90.4%	91.6%	91.4%
% of Patients satisfied with the time they had to wait for an appointment	6	6	N/A	87.3%	87.9%	87.7%

* This is based on patients treated on this contract for their most recent course of treatment. Figures in italics indicate the base number of FP17s or Patient Questionnaire responses are less than 100. N/A is shown where the base number of responses is less than 10 during the period. % is calculated as Quantity/Base number*100

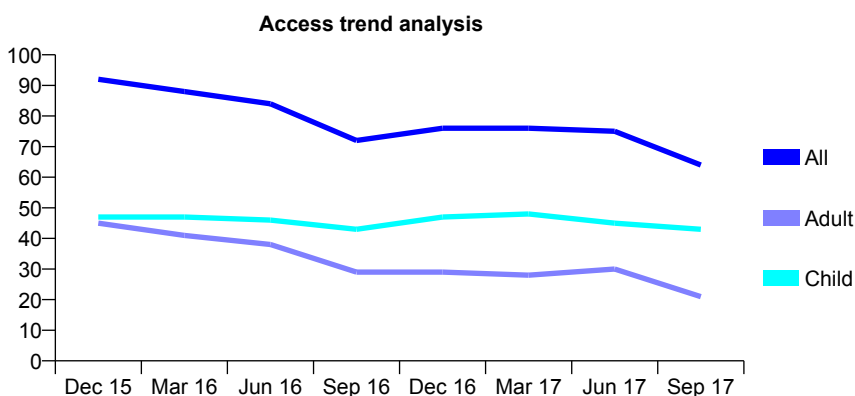
Q68 - Vital Signs At a Glance Contract Report for 921653/0001 - September 2017

Name or company name	MS RN CHADHA
Contract type name	GDS Contract
Purpose of contract	General
Contract start date	01/04/2006
Contract end date	

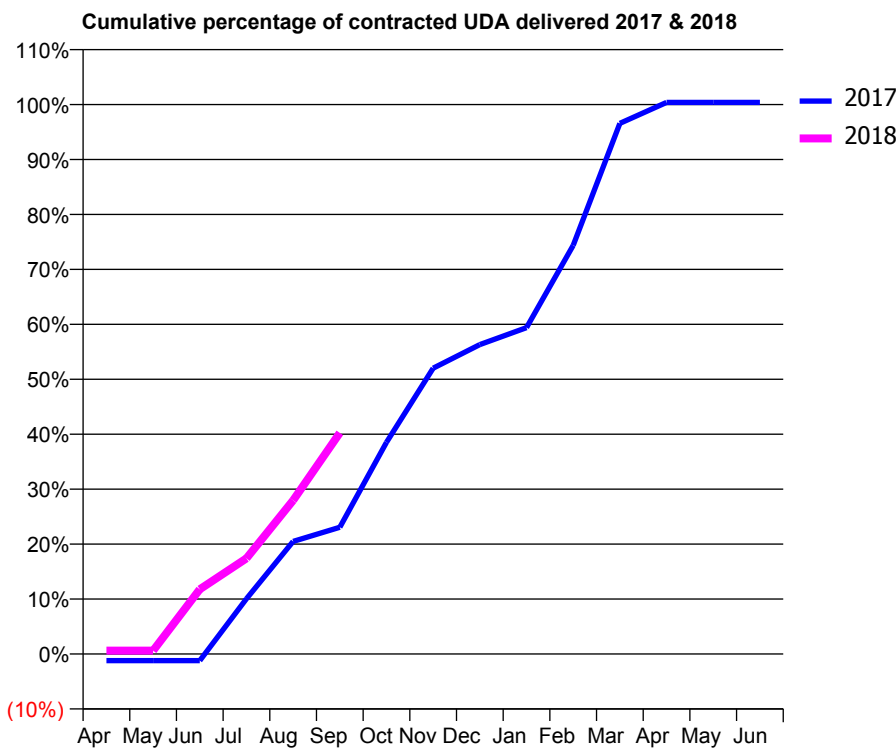
17/18 Contracted general activity (UDA)	163
Carry forward general activity (UDA)	-1
17/18 Contracted orthodontic activity (UOA)	0
Carry forward orthodontic activity (UOA)	0
Baseline contract value	£4,138.98

ACCESS*

Patients seen in 24 months	Total	Change since previous quarter
Quarter ending September 2016	72	
Quarter ending December 2016	76	↑
Quarter ending March 2017	76	→
Quarter ending June 2017	75	↓
Quarter ending September 2017	64	↓
Variance since September 2016	(11.1%)	↓



ACTIVITY



Month	Adjusted Scheduled Activity (UDA)	
	2017	2018
April	-2	1
May	-2	1
June	-2	19
July	16	28
August	33	46
September	38	66
October	63	
November	85	
December	92	
January	97	
February	121	
March	157	
April	164	
May	164	
June	164	

QUALITY

	Quantity	Base Number	Contract	AT	Region	England
% of FP17s for the same patient ID Re-attending within 3 months - Children	1	35	2.9%	9.3%	11.4%	11.9%
% of FP17s for the same patient ID Re-attending within 3 months - Adults	1	7	14.3%	15.0%	15.7%	15.9%
% of FP17s for the same patient ID Re-attending between 3 & 9 months - Children	23	35	65.7%	59.5%	60.6%	58.1%
% of FP17s for the same patient ID Re-attending between 3 & 9 months - Adults	1	7	14.3%	51.2%	52.0%	50.6%
% of FP17s for Band 1 Urgent Courses	3	38	7.9%	9.6%	9.6%	9.1%
% of FP17s Relating to Free Repair or Replacements	0	38	0.0%	0.6%	0.7%	0.8%
% of FP17s Relating to Continuations	0	38	0.0%	0.9%	1.0%	1.1%
% of Patients satisfied with the dentistry they have received	0	0	N/A	90.4%	91.6%	91.4%
% of Patients satisfied with the time they had to wait for an appointment	0	0	N/A	87.3%	87.9%	87.7%

* This is based on patients treated on this contract for their most recent course of treatment. Figures in italics indicate the base number of FP17s or Patient Questionnaire responses are less than 100. N/A is shown where the base number of responses is less than 10 during the period. % is calculated as Quantity/Base number*100

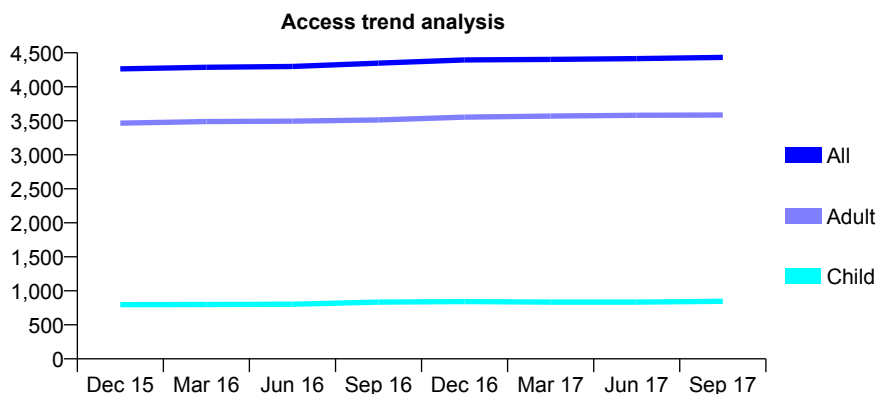
Q68 - Vital Signs At a Glance Contract Report for 921807/0001 - September 2017

Name or company name	MR RJ CURTIS
Contract type name	GDS Contract
Purpose of contract	General
Contract start date	01/04/2006
Contract end date	

17/18 Contracted general activity (UDA)	13,645
Carry forward general activity (UDA)	0
17/18 Contracted orthodontic activity (UOA)	0
Carry forward orthodontic activity (UOA)	0
Baseline contract value	£311,435.93

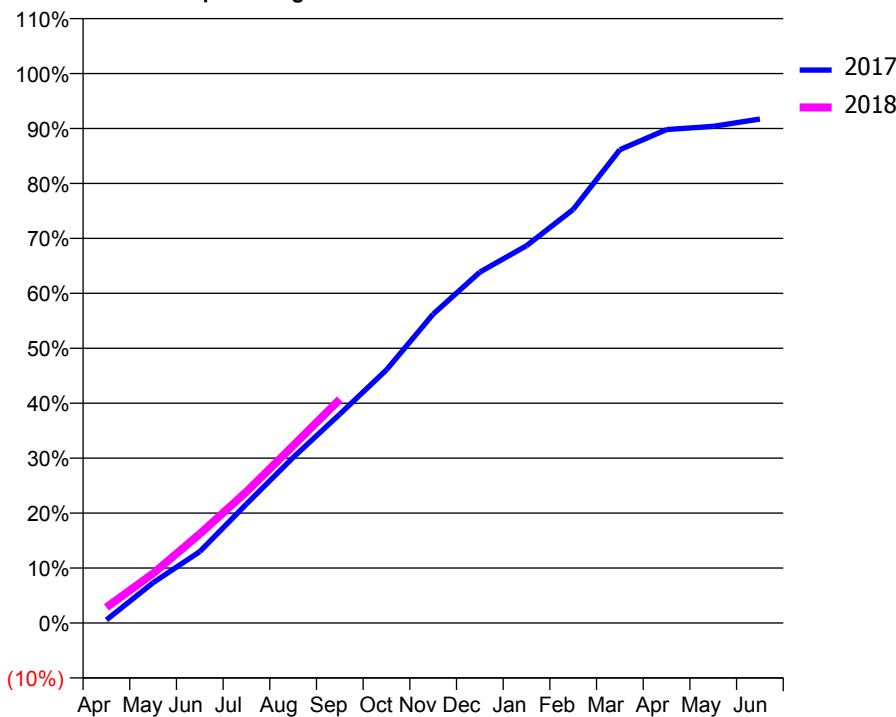
ACCESS*

Patients seen in 24 months	Total	Change since previous quarter
Quarter ending September 2016	4,348	
Quarter ending December 2016	4,396	→
Quarter ending March 2017	4,403	→
Quarter ending June 2017	4,415	→
Quarter ending September 2017	4,432	→
Variance since September 2016	1.9%	→



ACTIVITY

Cumulative percentage of contracted UDA delivered 2017 & 2018



Month	Adjusted Scheduled Activity (UDA)	
	2017	2018
April	77	389
May	1,002	1,231
June	1,772	2,213
July	2,957	3,260
August	4,109	4,401
September	5,186	5,554
October	6,288	
November	7,671	
December	8,714	
January	9,368	
February	10,269	
March	11,752	
April	12,254	
May	12,331	
June	12,515	

QUALITY

	Quantity	Base Number	Contract	AT	Region	England
% of FP17s for the same patient ID Re-attending within 3 months - Children	28	631	4.4%	9.3%	11.4%	11.9%
% of FP17s for the same patient ID Re-attending within 3 months - Adults	365	2,692	13.6%	15.0%	15.7%	15.9%
% of FP17s for the same patient ID Re-attending between 3 & 9 months - Children	403	631	63.9%	59.5%	60.6%	58.1%
% of FP17s for the same patient ID Re-attending between 3 & 9 months - Adults	1,671	2,692	62.1%	51.2%	52.0%	50.6%
% of FP17s for Band 1 Urgent Courses	126	2,980	4.2%	9.6%	9.6%	9.1%
% of FP17s Relating to Free Repair or Replacements	12	2,980	0.4%	0.6%	0.7%	0.8%
% of FP17s Relating to Continuations	91	2,980	3.1%	0.9%	1.0%	1.1%
% of Patients satisfied with the dentistry they have received	9	9	N/A	90.4%	91.6%	91.4%
% of Patients satisfied with the time they had to wait for an appointment	9	9	N/A	87.3%	87.9%	87.7%

* This is based on patients treated on this contract for their most recent course of treatment. Figures in italics indicate the base number of FP17s or Patient Questionnaire responses are less than 100. N/A is shown where the base number of responses is less than 10 during the period. % is calculated as Quantity/Base number*100

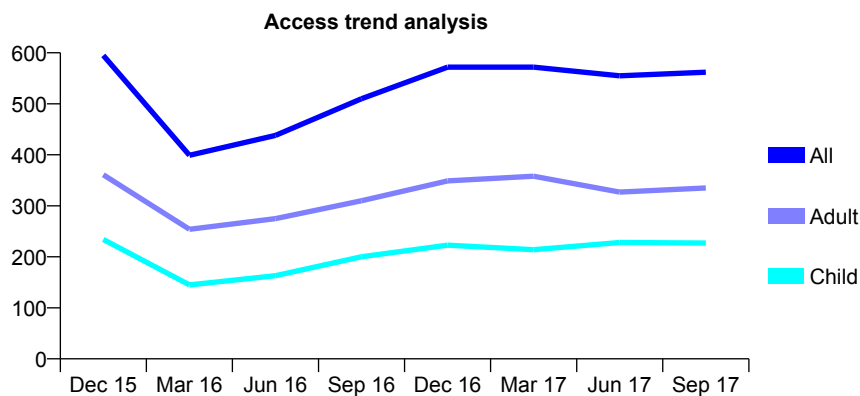
Q68 - Vital Signs At a Glance Contract Report for 929255/0001 - September 2017

Name or company name	MISS SR YOUSEF
Contract type name	GDS Contract
Purpose of contract	General
Contract start date	01/04/2006
Contract end date	

17/18 Contracted general activity (UDA)	1,311
Carry forward general activity (UDA)	34
17/18 Contracted orthodontic activity (UOA)	0
Carry forward orthodontic activity (UOA)	0
Baseline contract value	£29,716.93

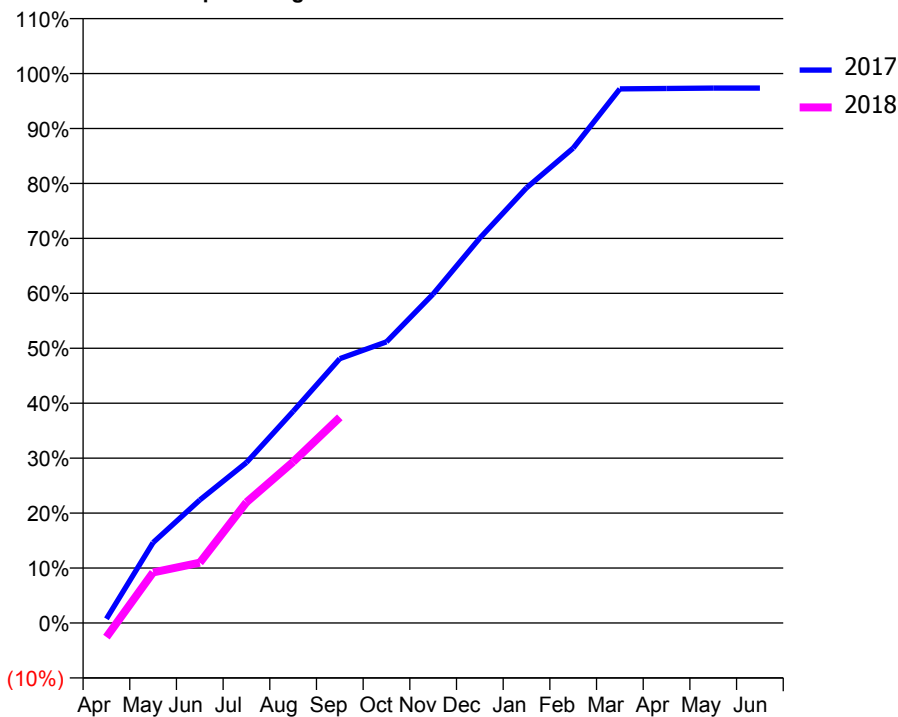
ACCESS*

Patients seen in 24 months	Total	Change since previous quarter
Quarter ending September 2016	510	
Quarter ending December 2016	572	↑
Quarter ending March 2017	572	→
Quarter ending June 2017	555	↓
Quarter ending September 2017	562	→
Variance since September 2016	10.2%	↑



ACTIVITY

Cumulative percentage of contracted UDA delivered 2017 & 2018



Month	Adjusted Scheduled Activity (UDA)	
	2017	2018
April	10	-34
May	192	121
June	294	144
July	383	288
August	505	384
September	631	491
October	671	
November	785	
December	918	
January	1,038	
February	1,133	
March	1,274	
April	1,275	
May	1,276	
June	1,276	

QUALITY

	Quantity	Base Number	Contract	AT	Region	England
% of FP17s for the same patient ID Re-attending within 3 months - Children	6	145	4.1%	9.3%	11.4%	11.9%
% of FP17s for the same patient ID Re-attending within 3 months - Adults	20	202	9.9%	15.0%	15.7%	15.9%
% of FP17s for the same patient ID Re-attending between 3 & 9 months - Children	53	145	36.6%	59.5%	60.6%	58.1%
% of FP17s for the same patient ID Re-attending between 3 & 9 months - Adults	82	202	40.6%	51.2%	52.0%	50.6%
% of FP17s for Band 1 Urgent Courses	8	344	2.3%	9.6%	9.6%	9.1%
% of FP17s Relating to Free Repair or Replacements	0	344	0.0%	0.6%	0.7%	0.8%
% of FP17s Relating to Continuations	2	344	0.6%	0.9%	1.0%	1.1%
% of Patients satisfied with the dentistry they have received	1	1	N/A	90.4%	91.6%	91.4%
% of Patients satisfied with the time they had to wait for an appointment	1	1	N/A	87.3%	87.9%	87.7%

* This is based on patients treated on this contract for their most recent course of treatment. Figures in italics indicate the base number of FP17s or Patient Questionnaire responses are less than 100. N/A is shown where the base number of responses is less than 10 during the period. % is calculated as Quantity/Base number*100

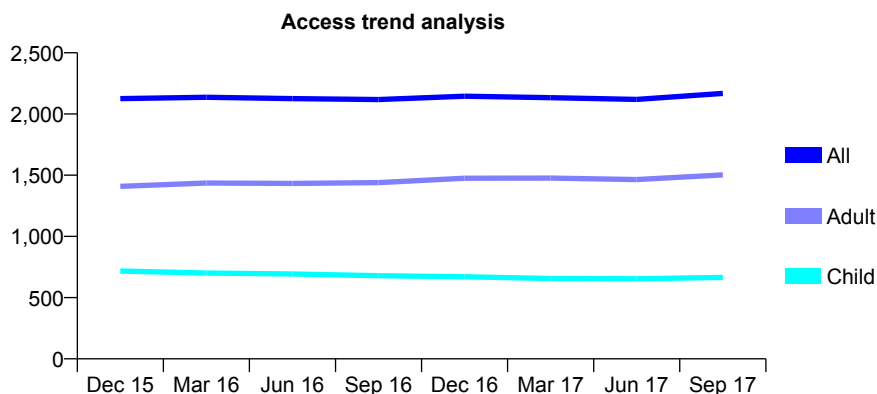
Q68 - Vital Signs At a Glance Contract Report for 931888/0001 - September 2017

Name or company name	MRS JN MASON
Contract type name	GDS Contract
Purpose of contract	General
Contract start date	01/04/2006
Contract end date	

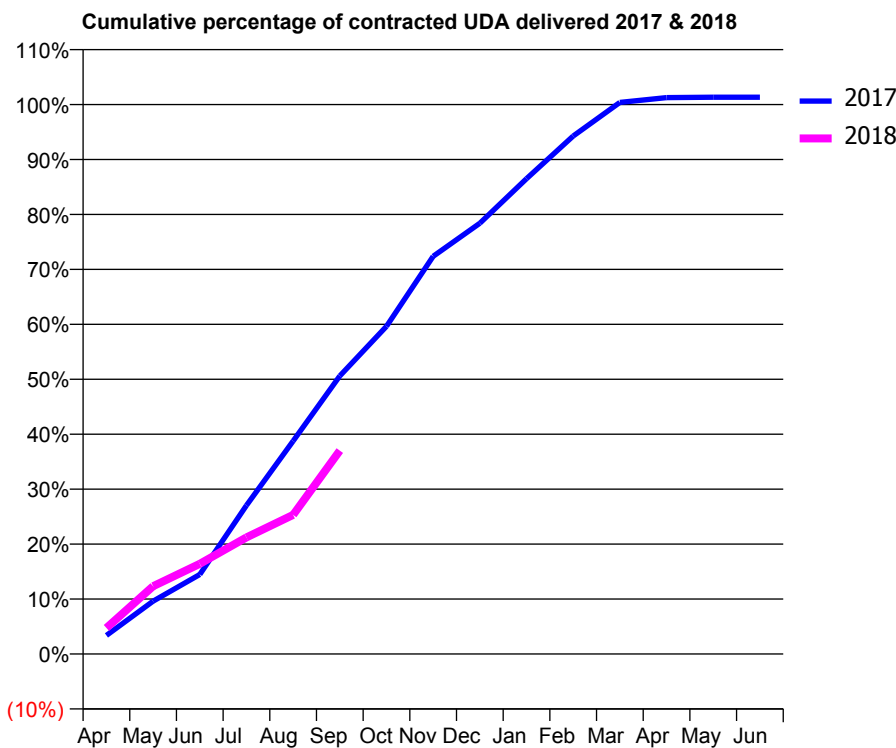
17/18 Contracted general activity (UDA)	4,652
Carry forward general activity (UDA)	-62
17/18 Contracted orthodontic activity (UOA)	0
Carry forward orthodontic activity (UOA)	0
Baseline contract value	£108,721.58

ACCESS*

Patients seen in 24 months	Total	Change since previous quarter
Quarter ending September 2016	2,118	
Quarter ending December 2016	2,145	→
Quarter ending March 2017	2,133	→
Quarter ending June 2017	2,119	→
Quarter ending September 2017	2,168	↑
Variance since September 2016	2.4%	↑



ACTIVITY



Month	Adjusted Scheduled Activity (UDA)	
	2017	2018
April	158	220
May	447	574
June	674	763
July	1,258	987
August	1,804	1,178
September	2,354	1,722
October	2,775	
November	3,367	
December	3,647	
January	4,024	
February	4,386	
March	4,669	
April	4,710	
May	4,713	
June	4,713	

QUALITY

	Quantity	Base Number	Contract	AT	Region	England
% of FP17s for the same patient ID Re-attending within 3 months - Children	55	588	9.4%	9.3%	11.4%	11.9%
% of FP17s for the same patient ID Re-attending within 3 months - Adults	134	875	15.3%	15.0%	15.7%	15.9%
% of FP17s for the same patient ID Re-attending between 3 & 9 months - Children	398	588	67.7%	59.5%	60.6%	58.1%
% of FP17s for the same patient ID Re-attending between 3 & 9 months - Adults	492	875	56.2%	51.2%	52.0%	50.6%
% of FP17s for Band 1 Urgent Courses	46	918	5.0%	9.6%	9.6%	9.1%
% of FP17s Relating to Free Repair or Replacements	5	918	0.5%	0.6%	0.7%	0.8%
% of FP17s Relating to Continuations	29	918	3.2%	0.9%	1.0%	1.1%
% of Patients satisfied with the dentistry they have received	3	4	N/A	90.4%	91.6%	91.4%
% of Patients satisfied with the time they had to wait for an appointment	4	4	N/A	87.3%	87.9%	87.7%

* This is based on patients treated on this contract for their most recent course of treatment. Figures in italics indicate the base number of FP17s or Patient Questionnaire responses are less than 100. N/A is shown where the base number of responses is less than 10 during the period. % is calculated as Quantity/Base number*100

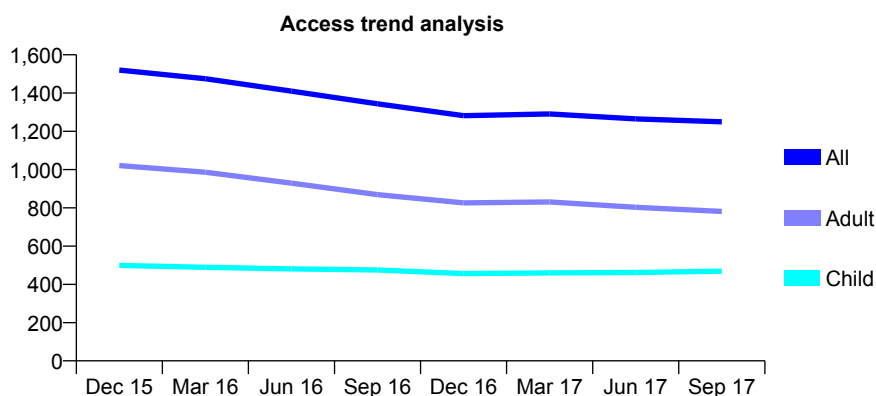
Q68 - Vital Signs At a Glance Contract Report for 932515/0003 - September 2017

Name or company name	MR F ASGHARI-COLIVERI
Contract type name	GDS Contract
Purpose of contract	General
Contract start date	01/04/2006
Contract end date	

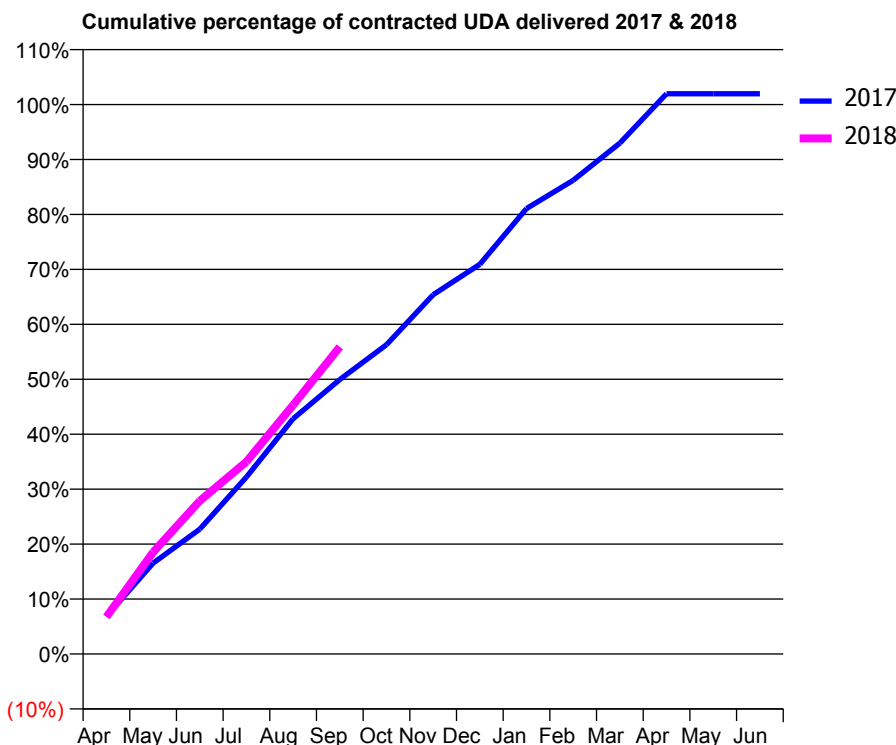
17/18 Contracted general activity (UDA)	3,568
Carry forward general activity (UDA)	0
17/18 Contracted orthodontic activity (UOA)	0
Carry forward orthodontic activity (UOA)	0
Baseline contract value	£108,036.22

ACCESS*

Patients seen in 24 months	Total	Change since previous quarter
Quarter ending September 2016	1,344	
Quarter ending December 2016	1,282	↓
Quarter ending March 2017	1,291	→
Quarter ending June 2017	1,265	↓
Quarter ending September 2017	1,250	↓
Variance since September 2016	(7.0%)	↓



ACTIVITY



Month	Adjusted Scheduled Activity (UDA)	
	2017	2018
April	245	241
May	590	661
June	811	995
July	1,149	1,249
August	1,528	1,617
September	1,782	1,995
October	2,008	
November	2,333	
December	2,530	
January	2,893	
February	3,076	
March	3,318	
April	3,638	
May	3,638	
June	3,638	

QUALITY

	Quantity	Base Number	Contract	AT	Region	England
% of FP17s for the same patient ID Re-attending within 3 months - Children	16	300	5.3%	9.3%	11.4%	11.9%
% of FP17s for the same patient ID Re-attending within 3 months - Adults	81	510	15.9%	15.0%	15.7%	15.9%
% of FP17s for the same patient ID Re-attending between 3 & 9 months - Children	136	300	45.3%	59.5%	60.6%	58.1%
% of FP17s for the same patient ID Re-attending between 3 & 9 months - Adults	205	510	40.2%	51.2%	52.0%	50.6%
% of FP17s for Band 1 Urgent Courses	73	728	10.0%	9.6%	9.6%	9.1%
% of FP17s Relating to Free Repair or Replacements	0	728	0.0%	0.6%	0.7%	0.8%
% of FP17s Relating to Continuations	15	728	2.1%	0.9%	1.0%	1.1%
% of Patients satisfied with the dentistry they have received	6	7	N/A	90.4%	91.6%	91.4%
% of Patients satisfied with the time they had to wait for an appointment	6	7	N/A	87.3%	87.9%	87.7%

* This is based on patients treated on this contract for their most recent course of treatment. Figures in italics indicate the base number of FP17s or Patient Questionnaire responses are less than 100. N/A is shown where the base number of responses is less than 10 during the period. % is calculated as Quantity/Base number*100

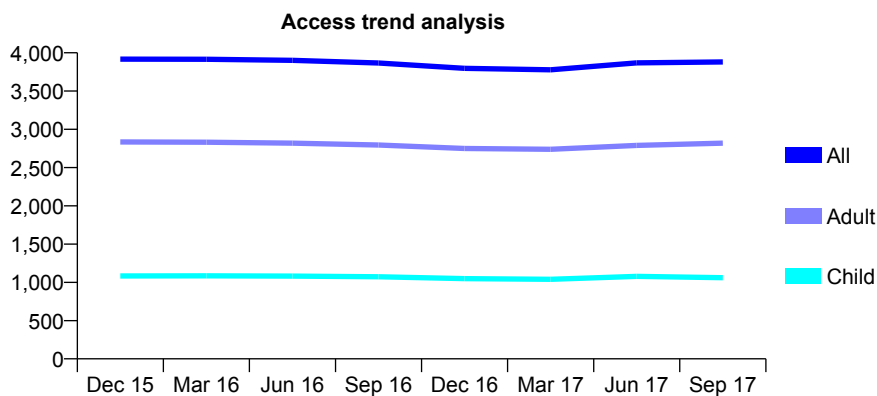
Q68 - Vital Signs At a Glance Contract Report for 932752/0003 - September 2017

Name or company name	MRS A CASTELLHEIM GHAREH
Contract type name	GDS Contract
Purpose of contract	General
Contract start date	01/01/2008
Contract end date	

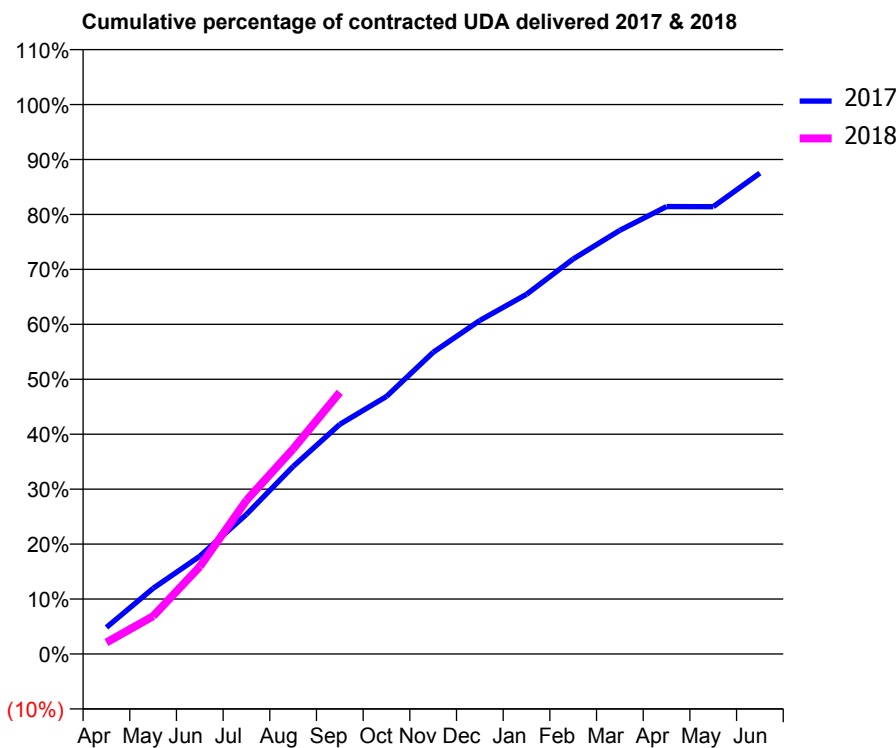
17/18 Contracted general activity (UDA)	12,670
Carry forward general activity (UDA)	0
17/18 Contracted orthodontic activity (UOA)	0
Carry forward orthodontic activity (UOA)	0
Baseline contract value	£361,386.74

ACCESS*

Patients seen in 24 months	Total	Change since previous quarter
Quarter ending September 2016	3,866	
Quarter ending December 2016	3,797	↓
Quarter ending March 2017	3,778	→
Quarter ending June 2017	3,868	↑
Quarter ending September 2017	3,880	→
Variance since September 2016	0.4%	→



ACTIVITY



Month	Adjusted Scheduled Activity (UDA)	
	2017	2018
April	612	266
May	1,513	872
June	2,254	2,016
July	3,221	3,544
August	4,323	4,730
September	5,296	6,034
October	5,939	
November	6,958	
December	7,691	
January	8,293	
February	9,108	
March	9,771	
April	10,316	
May	10,315	
June	11,089	

QUALITY

	Quantity	Base Number	Contract	AT	Region	England
% of FP17s for the same patient ID Re-attending within 3 months - Children	32	913	3.5%	9.3%	11.4%	11.9%
% of FP17s for the same patient ID Re-attending within 3 months - Adults	140	2,048	6.8%	15.0%	15.7%	15.9%
% of FP17s for the same patient ID Re-attending between 3 & 9 months - Children	603	913	66.0%	59.5%	60.6%	58.1%
% of FP17s for the same patient ID Re-attending between 3 & 9 months - Adults	1,265	2,048	61.8%	51.2%	52.0%	50.6%
% of FP17s for Band 1 Urgent Courses	79	2,511	3.1%	9.6%	9.6%	9.1%
% of FP17s Relating to Free Repair or Replacements	1	2,511	0.0%	0.6%	0.7%	0.8%
% of FP17s Relating to Continuations	0	2,511	0.0%	0.9%	1.0%	1.1%
% of Patients satisfied with the dentistry they have received	3	4	N/A	90.4%	91.6%	91.4%
% of Patients satisfied with the time they had to wait for an appointment	3	4	N/A	87.3%	87.9%	87.7%

* This is based on patients treated on this contract for their most recent course of treatment. Figures in italics indicate the base number of FP17s or Patient Questionnaire responses are less than 100. N/A is shown where the base number of responses is less than 10 during the period. % is calculated as Quantity/Base number*100

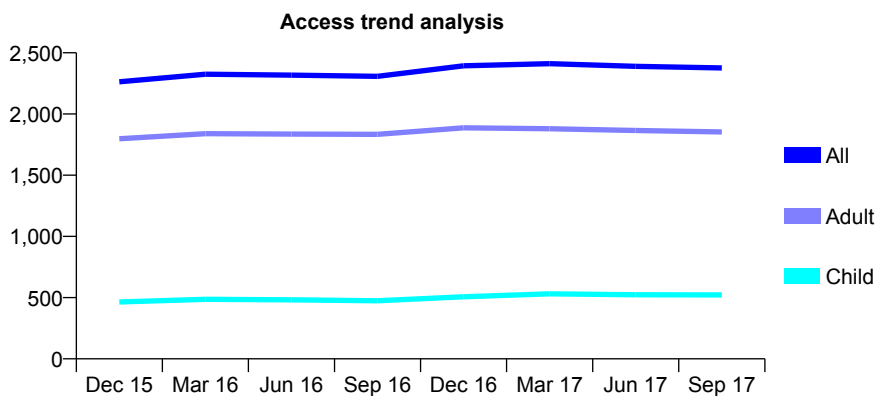
Q68 - Vital Signs At a Glance Contract Report for 934941/0002 - September 2017

Name or company name	MISS M JADIDI
Contract type name	GDS Contract
Purpose of contract	General
Contract start date	01/04/2006
Contract end date	

17/18 Contracted general activity (UDA)	5,290
Carry forward general activity (UDA)	138
17/18 Contracted orthodontic activity (UOA)	0
Carry forward orthodontic activity (UOA)	0
Baseline contract value	£129,253.14

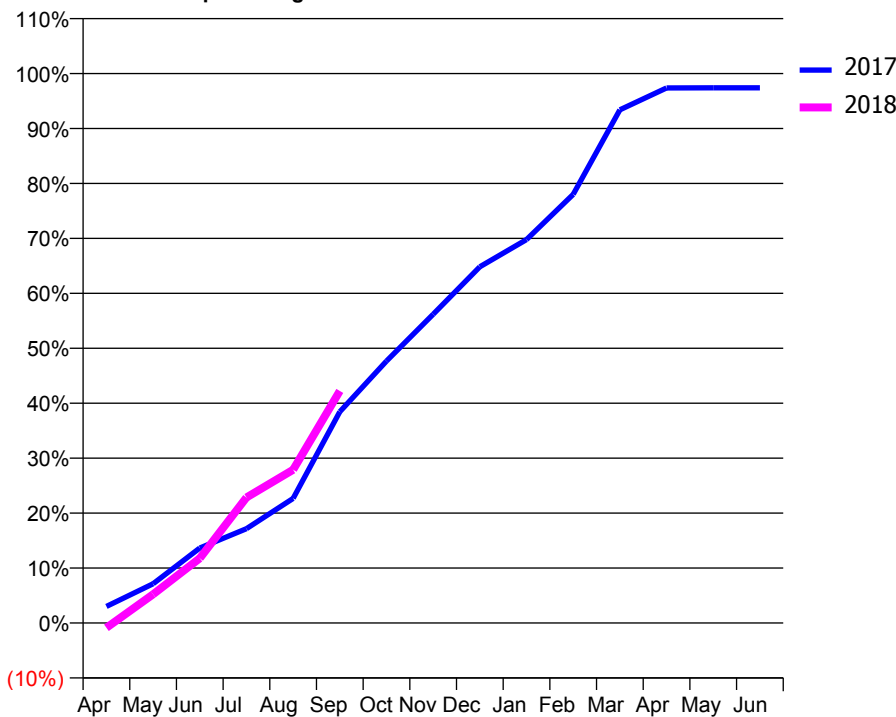
ACCESS*

Patients seen in 24 months	Total	Change since previous quarter
Quarter ending September 2016	2,308	
Quarter ending December 2016	2,394	↑
Quarter ending March 2017	2,411	→
Quarter ending June 2017	2,389	→
Quarter ending September 2017	2,376	→
Variance since September 2016	2.9%	↑



ACTIVITY

Cumulative percentage of contracted UDA delivered 2017 & 2018



Adjusted Scheduled Activity (UDA)

Month	2017	2018
April	159	-47
May	379	277
June	723	624
July	909	1,208
August	1,199	1,475
September	2,034	2,235
October	2,522	
November	2,973	
December	3,430	
January	3,691	
February	4,126	
March	4,941	
April	5,151	
May	5,152	
June	5,152	

QUALITY

	Quantity	Base Number	Contract	AT	Region	England
% of FP17s for the same patient ID Re-attending within 3 months - Children	6	342	1.8%	9.3%	11.4%	11.9%
% of FP17s for the same patient ID Re-attending within 3 months - Adults	62	1,051	5.9%	15.0%	15.7%	15.9%
% of FP17s for the same patient ID Re-attending between 3 & 9 months - Children	165	342	48.2%	59.5%	60.6%	58.1%
% of FP17s for the same patient ID Re-attending between 3 & 9 months - Adults	476	1,051	45.3%	51.2%	52.0%	50.6%
% of FP17s for Band 1 Urgent Courses	89	1,282	6.9%	9.6%	9.6%	9.1%
% of FP17s Relating to Free Repair or Replacements	1	1,282	0.1%	0.6%	0.7%	0.8%
% of FP17s Relating to Continuations	0	1,282	0.0%	0.9%	1.0%	1.1%
% of Patients satisfied with the dentistry they have received	4	5	N/A	90.4%	91.6%	91.4%
% of Patients satisfied with the time they had to wait for an appointment	4	5	N/A	87.3%	87.9%	87.7%

* This is based on patients treated on this contract for their most recent course of treatment. Figures in italics indicate the base number of FP17s or Patient Questionnaire responses are less than 100. N/A is shown where the base number of responses is less than 10 during the period. % is calculated as Quantity/Base number*100

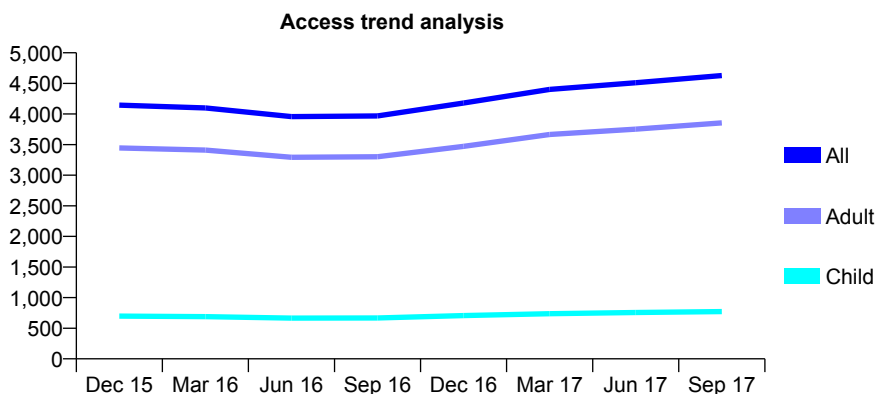
Q68 - Vital Signs At a Glance Contract Report for 937479/0001 - September 2017

Name or company name	Mr A Pitchforth and Miss M Elalami
Contract type name	GDS Contract
Purpose of contract	General
Contract start date	01/04/2006
Contract end date	

17/18 Contracted general activity (UDA)	12,952
Carry forward general activity (UDA)	299
17/18 Contracted orthodontic activity (UOA)	0
Carry forward orthodontic activity (UOA)	0
Baseline contract value	£305,811.11

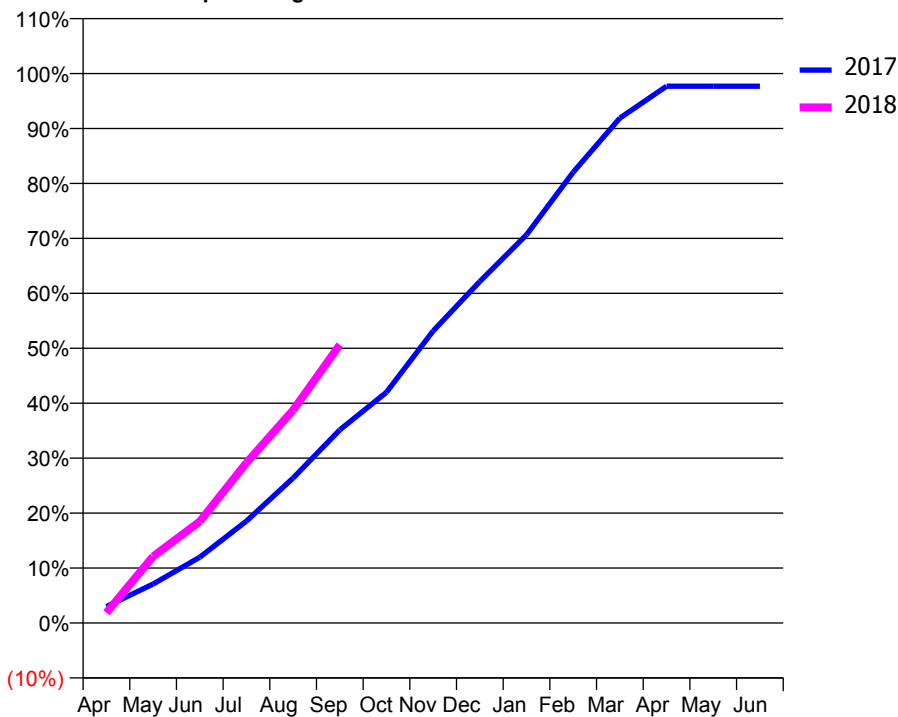
ACCESS*

Patients seen in 24 months	Total	Change since previous quarter
Quarter ending September 2016	3,969	
Quarter ending December 2016	4,180	↑
Quarter ending March 2017	4,403	↑
Quarter ending June 2017	4,511	↑
Quarter ending September 2017	4,629	↑
Variance since September 2016	16.6%	↑



ACTIVITY

Cumulative percentage of contracted UDA delivered 2017 & 2018



Month	Adjusted Scheduled Activity (UDA)	
	2017	2018
April	387	243
May	918	1,569
June	1,552	2,392
July	2,403	3,776
August	3,419	5,019
September	4,554	6,557
October	5,439	
November	6,885	
December	8,052	
January	9,150	
February	10,624	
March	11,902	
April	12,653	
May	12,653	
June	12,653	

QUALITY

	Quantity	Base Number	Contract	AT	Region	England
% of FP17s for the same patient ID Re-attending within 3 months - Children	27	565	4.8%	9.3%	11.4%	11.9%
% of FP17s for the same patient ID Re-attending within 3 months - Adults	481	2,848	16.9%	15.0%	15.7%	15.9%
% of FP17s for the same patient ID Re-attending between 3 & 9 months - Children	305	565	54.0%	59.5%	60.6%	58.1%
% of FP17s for the same patient ID Re-attending between 3 & 9 months - Adults	1,294	2,848	45.4%	51.2%	52.0%	50.6%
% of FP17s for Band 1 Urgent Courses	363	3,109	11.7%	9.6%	9.6%	9.1%
% of FP17s Relating to Free Repair or Replacements	1	3,109	0.0%	0.6%	0.7%	0.8%
% of FP17s Relating to Continuations	48	3,109	1.5%	0.9%	1.0%	1.1%
% of Patients satisfied with the dentistry they have received	17	21	81.0%	90.4%	91.6%	91.4%
% of Patients satisfied with the time they had to wait for an appointment	19	21	90.5%	87.3%	87.9%	87.7%

* This is based on patients treated on this contract for their most recent course of treatment. Figures in italics indicate the base number of FP17s or Patient Questionnaire responses are less than 100. N/A is shown where the base number of responses is less than 10 during the period. % is calculated as Quantity/Base number*100

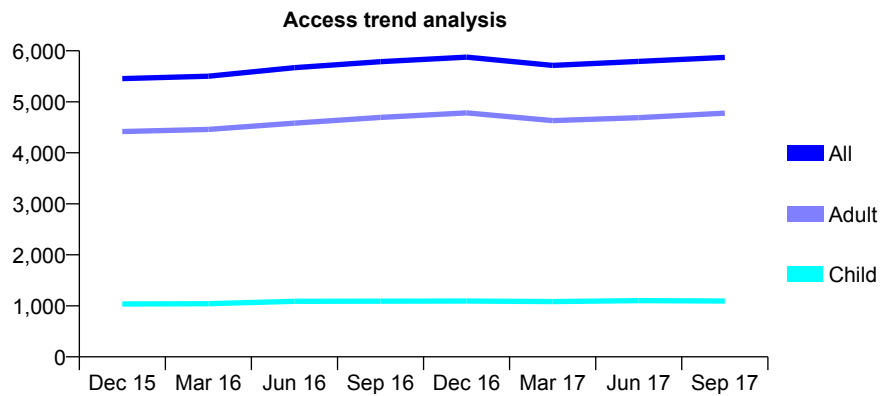
Q68 - Vital Signs At a Glance Contract Report for 937479/0003 - September 2017

Name or company name	A Pitchforth and M Cramp
Contract type name	GDS Contract
Purpose of contract	General
Contract start date	01/04/2006
Contract end date	

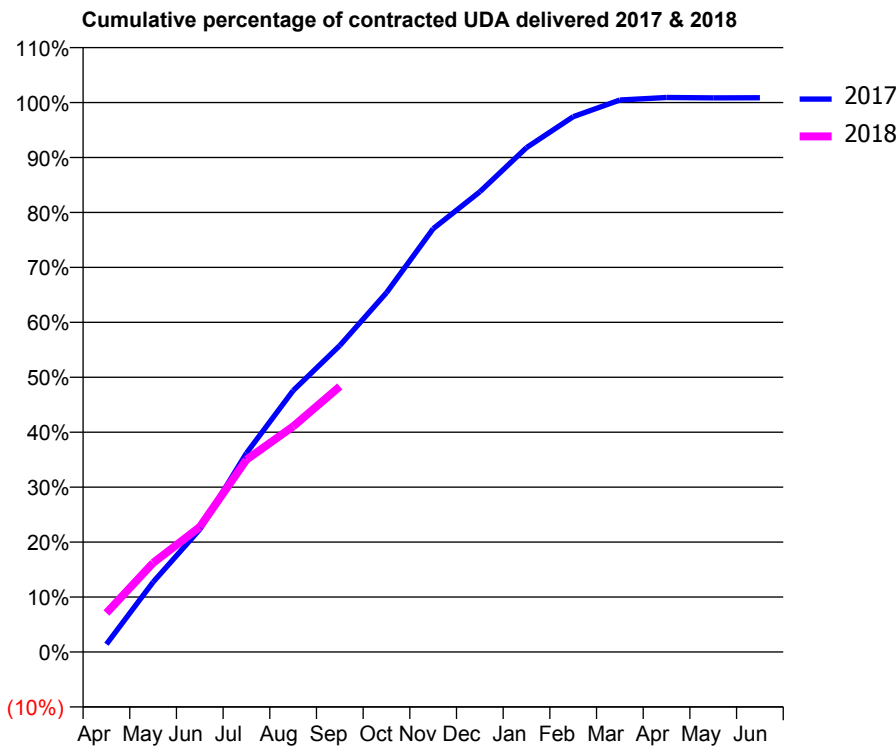
17/18 Contracted general activity (UDA)	19,978
Carry forward general activity (UDA)	-173
17/18 Contracted orthodontic activity (UOA)	0
Carry forward orthodontic activity (UOA)	0
Baseline contract value	£476,617.42

ACCESS*

Patients seen in 24 months	Total	Change since previous quarter
Quarter ending September 2016	5,787	
Quarter ending December 2016	5,877	→
Quarter ending March 2017	5,715	↓
Quarter ending June 2017	5,793	→
Quarter ending September 2017	5,871	→
Variance since September 2016	1.5%	→



ACTIVITY



Month	Adjusted Scheduled Activity (UDA)	
	2017	2018
April	286	1,418
May	2,542	3,240
June	4,459	4,547
July	7,232	6,994
August	9,504	8,200
September	11,145	9,655
October	13,064	
November	15,391	
December	16,734	
January	18,339	
February	19,464	
March	20,069	
April	20,159	
May	20,148	
June	20,150	

QUALITY

	Quantity	Base Number	Contract	AT	Region	England
% of FP17s for the same patient ID Re-attending within 3 months - Children	75	766	9.8%	9.3%	11.4%	11.9%
% of FP17s for the same patient ID Re-attending within 3 months - Adults	373	3,060	12.2%	15.0%	15.7%	15.9%
% of FP17s for the same patient ID Re-attending between 3 & 9 months - Children	401	766	52.3%	59.5%	60.6%	58.1%
% of FP17s for the same patient ID Re-attending between 3 & 9 months - Adults	1,420	3,060	46.4%	51.2%	52.0%	50.6%
% of FP17s for Band 1 Urgent Courses	394	3,787	10.4%	9.6%	9.6%	9.1%
% of FP17s Relating to Free Repair or Replacements	39	3,787	1.0%	0.6%	0.7%	0.8%
% of FP17s Relating to Continuations	18	3,787	0.5%	0.9%	1.0%	1.1%
% of Patients satisfied with the dentistry they have received	6	7	N/A	90.4%	91.6%	91.4%
% of Patients satisfied with the time they had to wait for an appointment	6	7	N/A	87.3%	87.9%	87.7%

* This is based on patients treated on this contract for their most recent course of treatment. Figures in italics indicate the base number of FP17s or Patient Questionnaire responses are less than 100. N/A is shown where the base number of responses is less than 10 during the period. % is calculated as Quantity/Base number*100

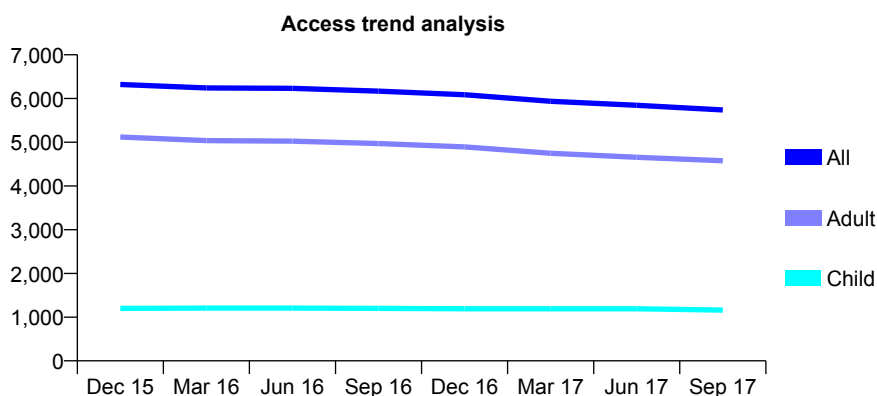
Q68 - Vital Signs At a Glance Contract Report for 939730/0001 - September 2017

Name or company name	Montpelier Dental Care
Contract type name	GDS Contract
Purpose of contract	General
Contract start date	01/04/2006
Contract end date	

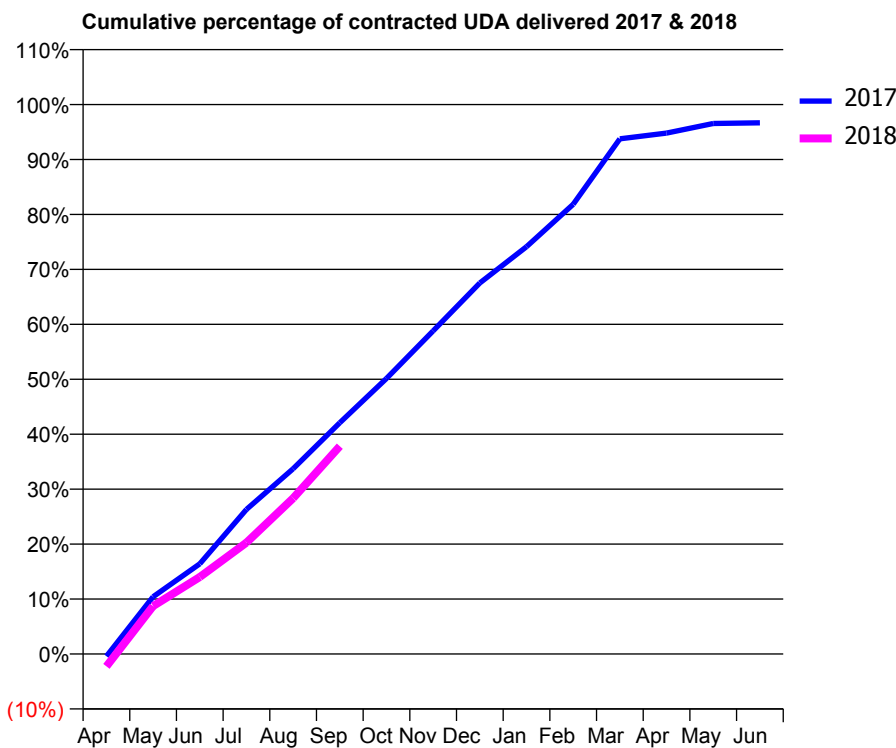
17/18 Contracted general activity (UDA)	16,305
Carry forward general activity (UDA)	543
17/18 Contracted orthodontic activity (UOA)	0
Carry forward orthodontic activity (UOA)	0
Baseline contract value	£438,741.40

ACCESS*

Patients seen in 24 months	Total	Change since previous quarter
Quarter ending September 2016	6,170	
Quarter ending December 2016	6,086	↓
Quarter ending March 2017	5,938	↓
Quarter ending June 2017	5,846	↓
Quarter ending September 2017	5,739	↓
Variance since September 2016	(7.0%)	↓



ACTIVITY



Month	Adjusted Scheduled Activity (UDA)	
	2017	2018
April	-71	-368
May	1,699	1,423
June	2,678	2,287
July	4,292	3,307
August	5,499	4,623
September	6,863	6,166
October	8,178	
November	9,589	
December	11,008	
January	12,085	
February	13,342	
March	15,287	
April	15,455	
May	15,743	
June	15,761	

QUALITY

	Quantity	Base Number	Contract	AT	Region	England
% of FP17s for the same patient ID Re-attending within 3 months - Children	55	747	7.4%	9.3%	11.4%	11.9%
% of FP17s for the same patient ID Re-attending within 3 months - Adults	545	2,887	18.9%	15.0%	15.7%	15.9%
% of FP17s for the same patient ID Re-attending between 3 & 9 months - Children	411	747	55.0%	59.5%	60.6%	58.1%
% of FP17s for the same patient ID Re-attending between 3 & 9 months - Adults	1,305	2,887	45.2%	51.2%	52.0%	50.6%
% of FP17s for Band 1 Urgent Courses	409	3,363	12.2%	9.6%	9.6%	9.1%
% of FP17s Relating to Free Repair or Replacements	33	3,363	1.0%	0.6%	0.7%	0.8%
% of FP17s Relating to Continuations	104	3,363	3.1%	0.9%	1.0%	1.1%
% of Patients satisfied with the dentistry they have received	11	11	100.0%	90.4%	91.6%	91.4%
% of Patients satisfied with the time they had to wait for an appointment	10	11	90.9%	87.3%	87.9%	87.7%

* This is based on patients treated on this contract for their most recent course of treatment. Figures in italics indicate the base number of FP17s or Patient Questionnaire responses are less than 100. N/A is shown where the base number of responses is less than 10 during the period. % is calculated as Quantity/Base number*100

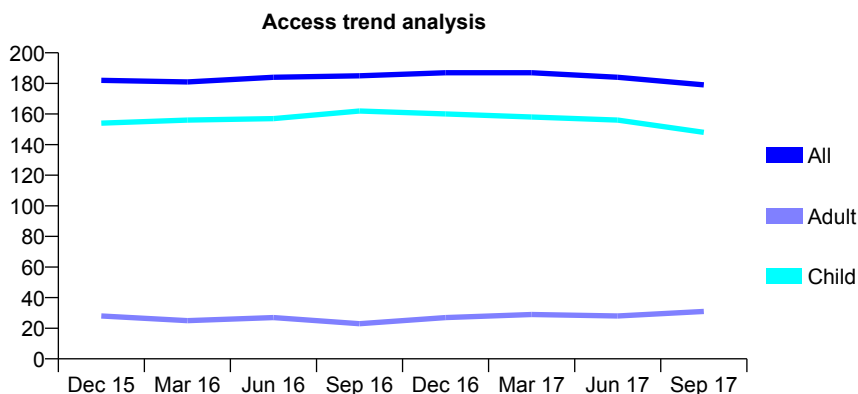
Q68 - Vital Signs At a Glance Contract Report for 940720/0001 - September 2017

Name or company name	MR CR GOVES
Contract type name	GDS Contract
Purpose of contract	General
Contract start date	01/04/2006
Contract end date	

17/18 Contracted general activity (UDA)	300
Carry forward general activity (UDA)	-6
17/18 Contracted orthodontic activity (UOA)	0
Carry forward orthodontic activity (UOA)	0
Baseline contract value	£6,759.86

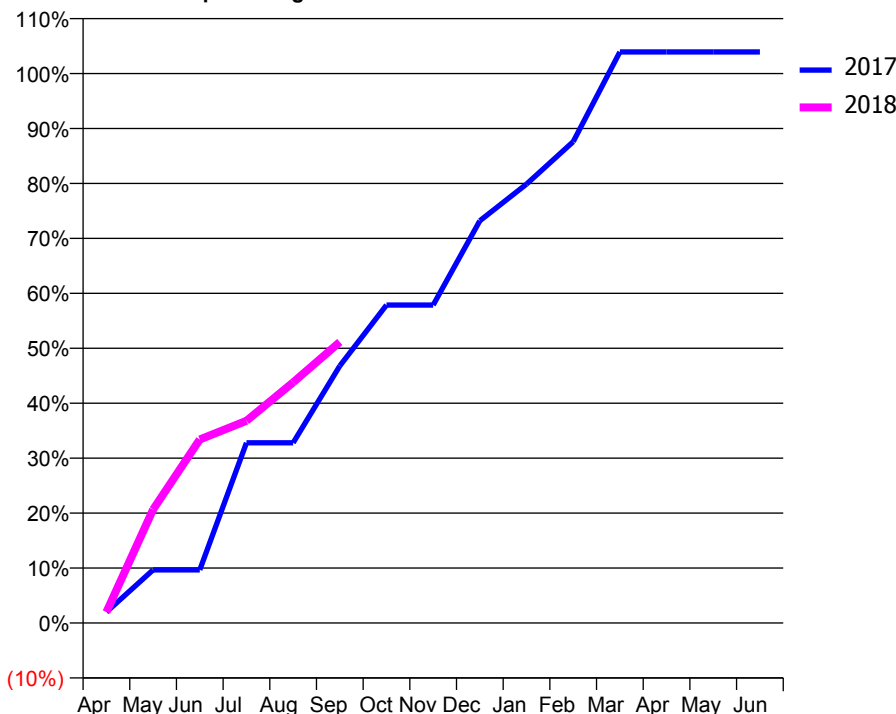
ACCESS*

Patients seen in 24 months	Total	Change since previous quarter
Quarter ending September 2016	185	
Quarter ending December 2016	187	→
Quarter ending March 2017	187	→
Quarter ending June 2017	184	↓
Quarter ending September 2017	179	↓
Variance since September 2016	(3.2%)	↓



ACTIVITY

Cumulative percentage of contracted UDA delivered 2017 & 2018



Month	Adjusted Scheduled Activity (UDA)	
	2017	2018
April	6	6
May	29	62
June	29	100
July	98	110
August	98	131
September	140	153
October	174	
November	174	
December	220	
January	240	
February	263	
March	312	
April	312	
May	312	
June	312	

QUALITY

	Quantity	Base Number	Contract	AT	Region	England
% of FP17s for the same patient ID Re-attending within 3 months - Children	4	121	3.3%	9.3%	11.4%	11.9%
% of FP17s for the same patient ID Re-attending within 3 months - Adults	0	0	N/A	15.0%	15.7%	15.9%
% of FP17s for the same patient ID Re-attending between 3 & 9 months - Children	84	121	69.4%	59.5%	60.6%	58.1%
% of FP17s for the same patient ID Re-attending between 3 & 9 months - Adults	0	0	N/A	51.2%	52.0%	50.6%
% of FP17s for Band 1 Urgent Courses	2	121	1.7%	9.6%	9.6%	9.1%
% of FP17s Relating to Free Repair or Replacements	0	121	0.0%	0.6%	0.7%	0.8%
% of FP17s Relating to Continuations	3	121	2.5%	0.9%	1.0%	1.1%
% of Patients satisfied with the dentistry they have received	0	0	N/A	90.4%	91.6%	91.4%
% of Patients satisfied with the time they had to wait for an appointment	0	0	N/A	87.3%	87.9%	87.7%

* This is based on patients treated on this contract for their most recent course of treatment. Figures in italics indicate the base number of FP17s or Patient Questionnaire responses are less than 100. N/A is shown where the base number of responses is less than 10 during the period. % is calculated as Quantity/Base number*100

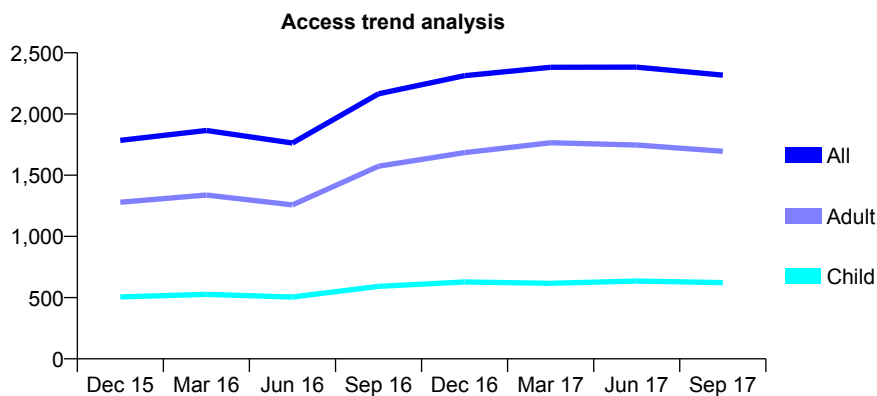
Q68 - Vital Signs At a Glance Contract Report for 941719/0001 - September 2017

Name or company name	MISS F SHAMELI
Contract type name	GDS Contract
Purpose of contract	General
Contract start date	01/04/2006
Contract end date	

17/18 Contracted general activity (UDA)	7,000
Carry forward general activity (UDA)	-56
17/18 Contracted orthodontic activity (UOA)	0
Carry forward orthodontic activity (UOA)	0
Baseline contract value	£167,083.38

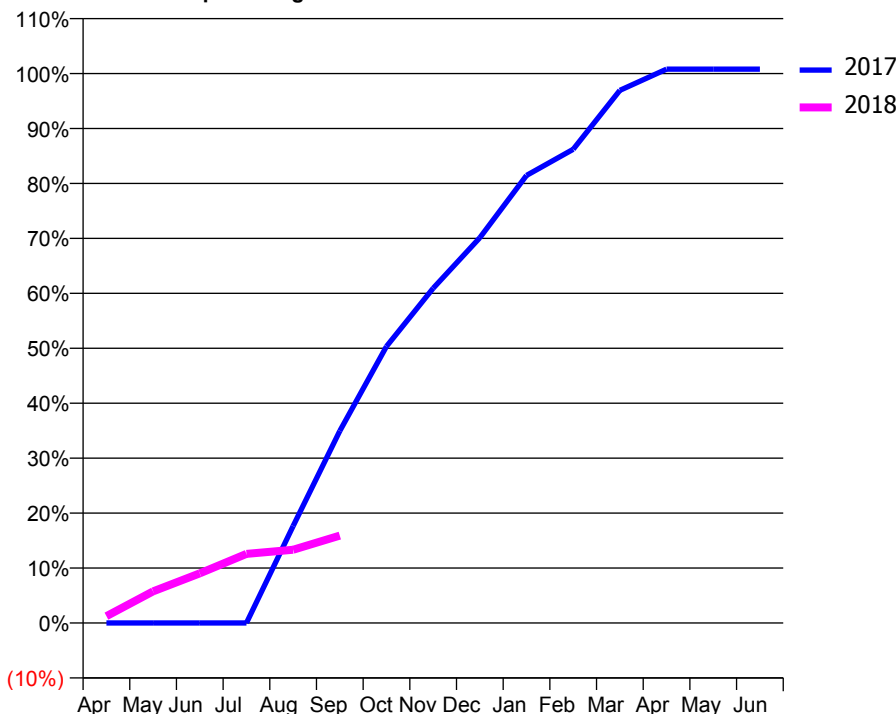
ACCESS*

Patients seen in 24 months	Total	Change since previous quarter
Quarter ending September 2016	2,165	
Quarter ending December 2016	2,313	↑
Quarter ending March 2017	2,382	↑
Quarter ending June 2017	2,383	→
Quarter ending September 2017	2,318	↓
Variance since September 2016	7.1%	↑



ACTIVITY

Cumulative percentage of contracted UDA delivered 2017 & 2018



Month	Adjusted Scheduled Activity (UDA)	
	2017	2018
April	0	88
May	0	404
June	0	633
July	0	880
August	1,236	934
September	2,447	1,114
October	3,524	
November	4,264	
December	4,908	
January	5,701	
February	6,035	
March	6,786	
April	7,056	
May	7,056	
June	7,056	

QUALITY

	Quantity	Base Number	Contract	AT	Region	England
% of FP17s for the same patient ID Re-attending within 3 months - Children	19	299	6.4%	9.3%	11.4%	11.9%
% of FP17s for the same patient ID Re-attending within 3 months - Adults	37	417	8.9%	15.0%	15.7%	15.9%
% of FP17s for the same patient ID Re-attending between 3 & 9 months - Children	146	299	48.8%	59.5%	60.6%	58.1%
% of FP17s for the same patient ID Re-attending between 3 & 9 months - Adults	157	417	37.6%	51.2%	52.0%	50.6%
% of FP17s for Band 1 Urgent Courses	46	614	7.5%	9.6%	9.6%	9.1%
% of FP17s Relating to Free Repair or Replacements	0	614	0.0%	0.6%	0.7%	0.8%
% of FP17s Relating to Continuations	11	614	1.8%	0.9%	1.0%	1.1%
% of Patients satisfied with the dentistry they have received	5	9	N/A	90.4%	91.6%	91.4%
% of Patients satisfied with the time they had to wait for an appointment	5	9	N/A	87.3%	87.9%	87.7%

* This is based on patients treated on this contract for their most recent course of treatment. Figures in italics indicate the base number of FP17s or Patient Questionnaire responses are less than 100. N/A is shown where the base number of responses is less than 10 during the period. % is calculated as Quantity/Base number*100

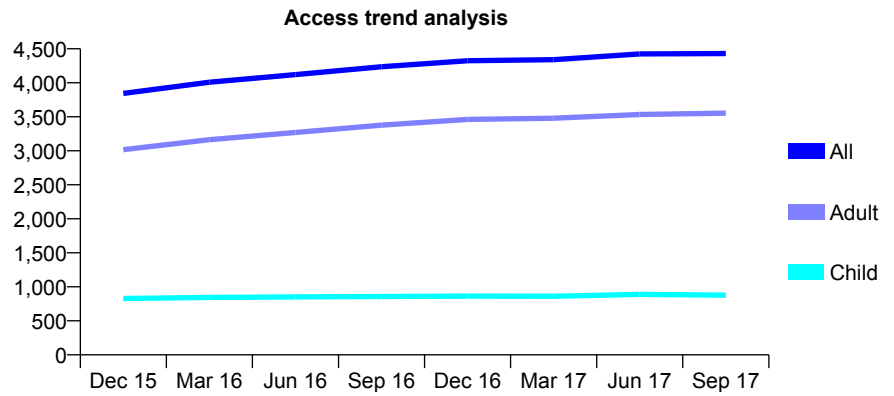
Q68 - Vital Signs At a Glance Contract Report for 941964/0001 - September 2017

Name or company name	MR C OUALI
Contract type name	GDS Contract
Purpose of contract	General
Contract start date	17/06/2011
Contract end date	

17/18 Contracted general activity (UDA)	13,410
Carry forward general activity (UDA)	-269
17/18 Contracted orthodontic activity (UOA)	0
Carry forward orthodontic activity (UOA)	0
Baseline contract value	£364,397.80

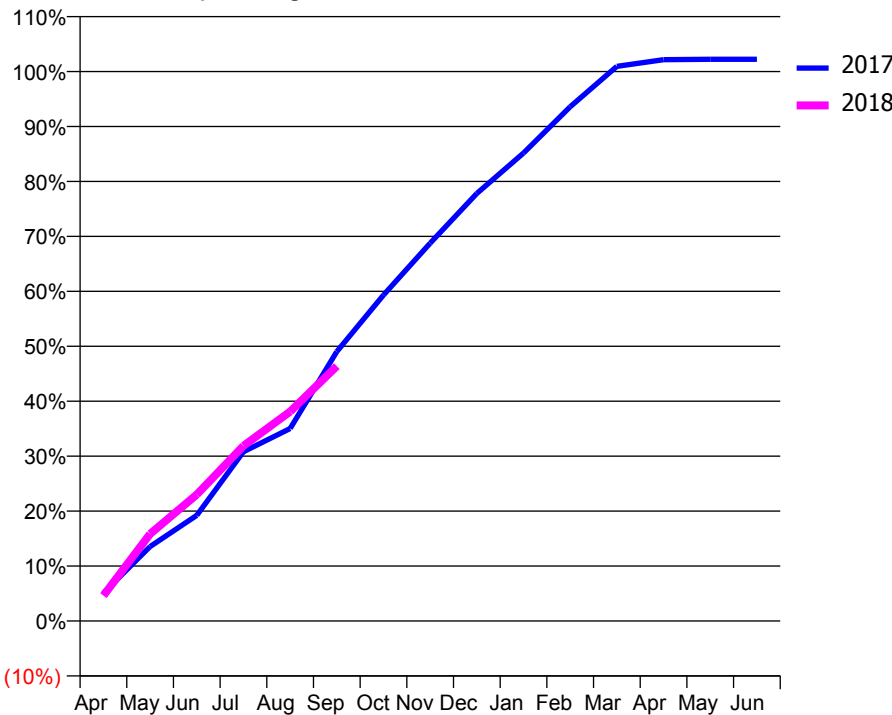
ACCESS*

Patients seen in 24 months	Total	Change since previous quarter
Quarter ending September 2016	4,236	
Quarter ending December 2016	4,325	↑
Quarter ending March 2017	4,341	→
Quarter ending June 2017	4,424	→
Quarter ending September 2017	4,431	→
Variance since September 2016	4.6%	↑



ACTIVITY

Cumulative percentage of contracted UDA delivered 2017 & 2018



Month	Adjusted Scheduled Activity (UDA)	
	2017	2018
April	681	620
May	1,817	2,127
June	2,579	3,086
July	4,130	4,273
August	4,697	5,109
September	6,574	6,221
October	7,954	
November	9,222	
December	10,435	
January	11,421	
February	12,551	
March	13,536	
April	13,699	
May	13,708	
June	13,709	

QUALITY

	Quantity	Base Number	Contract	AT	Region	England
% of FP17s for the same patient ID Re-attending within 3 months - Children	35	739	4.7%	9.3%	11.4%	11.9%
% of FP17s for the same patient ID Re-attending within 3 months - Adults	354	2,671	13.3%	15.0%	15.7%	15.9%
% of FP17s for the same patient ID Re-attending between 3 & 9 months - Children	539	739	72.9%	59.5%	60.6%	58.1%
% of FP17s for the same patient ID Re-attending between 3 & 9 months - Adults	1,707	2,671	63.9%	51.2%	52.0%	50.6%
% of FP17s for Band 1 Urgent Courses	249	3,322	7.5%	9.6%	9.6%	9.1%
% of FP17s Relating to Free Repair or Replacements	16	3,322	0.5%	0.6%	0.7%	0.8%
% of FP17s Relating to Continuations	2	3,322	0.1%	0.9%	1.0%	1.1%
% of Patients satisfied with the dentistry they have received	9	11	81.8%	90.4%	91.6%	91.4%
% of Patients satisfied with the time they had to wait for an appointment	10	11	90.9%	87.3%	87.9%	87.7%

* This is based on patients treated on this contract for their most recent course of treatment. Figures in italics indicate the base number of FP17s or Patient Questionnaire responses are less than 100. N/A is shown where the base number of responses is less than 10 during the period. % is calculated as Quantity/Base number*100

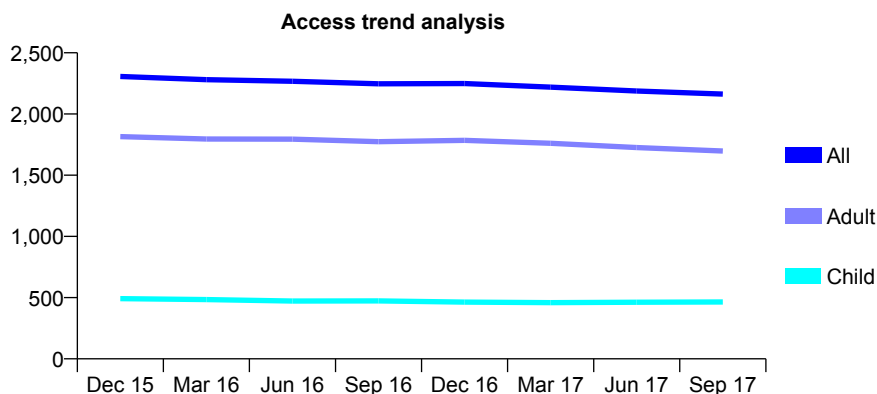
Q68 - Vital Signs At a Glance Contract Report for 946273/0001 - September 2017

Name or company name	MR M GHOLAMI
Contract type name	GDS Contract
Purpose of contract	General
Contract start date	01/04/2006
Contract end date	

17/18 Contracted general activity (UDA)	9,495
Carry forward general activity (UDA)	-190
17/18 Contracted orthodontic activity (UOA)	0
Carry forward orthodontic activity (UOA)	0
Baseline contract value	£256,456.51

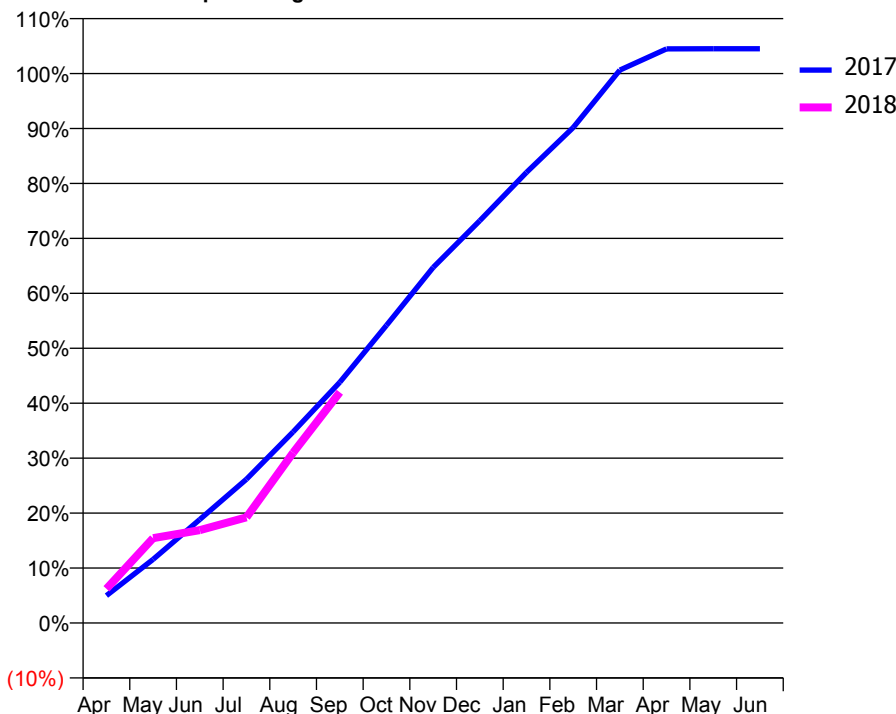
ACCESS*

Patients seen in 24 months	Total	Change since previous quarter
Quarter ending September 2016	2,247	
Quarter ending December 2016	2,249	→
Quarter ending March 2017	2,220	↓
Quarter ending June 2017	2,188	↓
Quarter ending September 2017	2,163	↓
Variance since September 2016	(3.7%)	↓



ACTIVITY

Cumulative percentage of contracted UDA delivered 2017 & 2018



Adjusted Scheduled Activity (UDA)

Month	2017	2018
April	474	591
May	1,100	1,466
June	1,789	1,605
July	2,484	1,826
August	3,302	2,943
September	4,160	3,987
October	5,144	
November	6,144	
December	6,952	
January	7,787	
February	8,562	
March	9,554	
April	9,920	
May	9,923	
June	9,923	

QUALITY

	Quantity	Base Number	Contract	AT	Region	England
% of FP17s for the same patient ID Re-attending within 3 months - Children	15	264	5.7%	9.3%	11.4%	11.9%
% of FP17s for the same patient ID Re-attending within 3 months - Adults	138	1,161	11.9%	15.0%	15.7%	15.9%
% of FP17s for the same patient ID Re-attending between 3 & 9 months - Children	145	264	54.9%	59.5%	60.6%	58.1%
% of FP17s for the same patient ID Re-attending between 3 & 9 months - Adults	732	1,161	63.0%	51.2%	52.0%	50.6%
% of FP17s for Band 1 Urgent Courses	98	1,312	7.5%	9.6%	9.6%	9.1%
% of FP17s Relating to Free Repair or Replacements	0	1,312	0.0%	0.6%	0.7%	0.8%
% of FP17s Relating to Continuations	3	1,312	0.2%	0.9%	1.0%	1.1%
% of Patients satisfied with the dentistry they have received	4	4	N/A	90.4%	91.6%	91.4%
% of Patients satisfied with the time they had to wait for an appointment	4	4	N/A	87.3%	87.9%	87.7%

* This is based on patients treated on this contract for their most recent course of treatment. Figures in italics indicate the base number of FP17s or Patient Questionnaire responses are less than 100. N/A is shown where the base number of responses is less than 10 during the period. % is calculated as Quantity/Base number*100

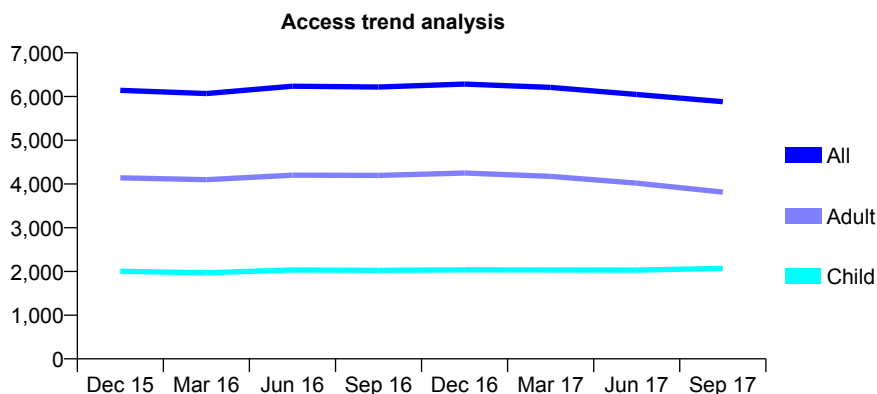
Q68 - Vital Signs At a Glance Contract Report for 947822/0001 - September 2017

Name or company name	MR HS DHALIWAL
Contract type name	GDS Contract
Purpose of contract	General
Contract start date	01/04/2009
Contract end date	

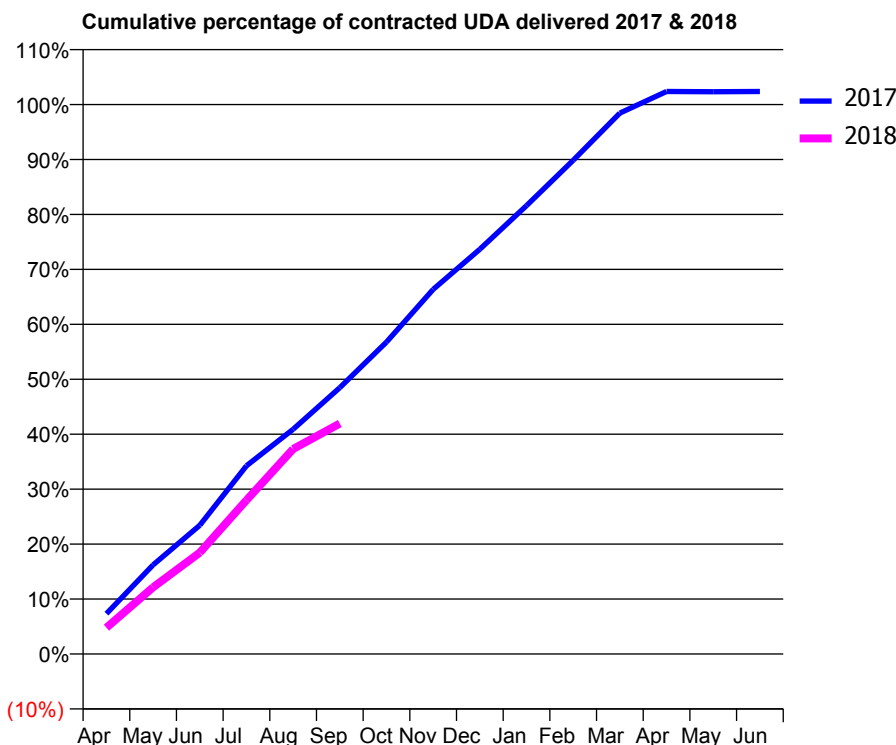
17/18 Contracted general activity (UDA)	13,500
Carry forward general activity (UDA)	-270
17/18 Contracted orthodontic activity (UOA)	0
Carry forward orthodontic activity (UOA)	0
Baseline contract value	£366,853.39

ACCESS*

Patients seen in 24 months	Total	Change since previous quarter
Quarter ending September 2016	6,217	
Quarter ending December 2016	6,286	→
Quarter ending March 2017	6,207	↓
Quarter ending June 2017	6,048	↓
Quarter ending September 2017	5,882	↓
Variance since September 2016	(5.4%)	↓



ACTIVITY



Month	Adjusted Scheduled Activity (UDA)	
	2017	2018
April	991	648
May	2,190	1,638
June	3,163	2,492
July	4,626	3,780
August	5,522	5,037
September	6,544	5,661
October	7,664	
November	8,958	
December	9,945	
January	11,014	
February	12,129	
March	13,290	
April	13,819	
May	13,815	
June	13,819	

QUALITY

	Quantity	Base Number	Contract	AT	Region	England
% of FP17s for the same patient ID Re-attending within 3 months - Children	93	1,364	6.8%	9.3%	11.4%	11.9%
% of FP17s for the same patient ID Re-attending within 3 months - Adults	334	2,134	15.7%	15.0%	15.7%	15.9%
% of FP17s for the same patient ID Re-attending between 3 & 9 months - Children	752	1,364	55.1%	59.5%	60.6%	58.1%
% of FP17s for the same patient ID Re-attending between 3 & 9 months - Adults	1,106	2,134	51.8%	51.2%	52.0%	50.6%
% of FP17s for Band 1 Urgent Courses	330	3,219	10.3%	9.6%	9.6%	9.1%
% of FP17s Relating to Free Repair or Replacements	32	3,219	1.0%	0.6%	0.7%	0.8%
% of FP17s Relating to Continuations	27	3,219	0.8%	0.9%	1.0%	1.1%
% of Patients satisfied with the dentistry they have received	16	16	100.0%	90.4%	91.6%	91.4%
% of Patients satisfied with the time they had to wait for an appointment	11	16	68.8%	87.3%	87.9%	87.7%

* This is based on patients treated on this contract for their most recent course of treatment. Figures in italics indicate the base number of FP17s or Patient Questionnaire responses are less than 100. N/A is shown where the base number of responses is less than 10 during the period. % is calculated as Quantity/Base number*100

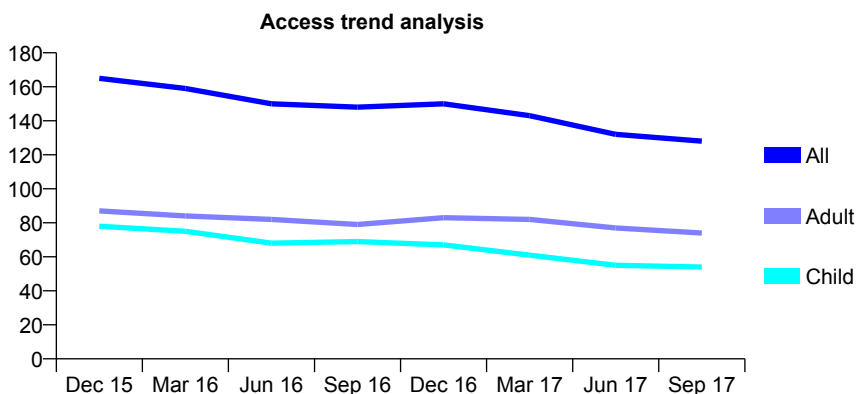
Q68 - Vital Signs At a Glance Contract Report for 949469/0001 - September 2017

Name or company name	MR HC PAGE
Contract type name	GDS Contract
Purpose of contract	General
Contract start date	01/10/2010
Contract end date	

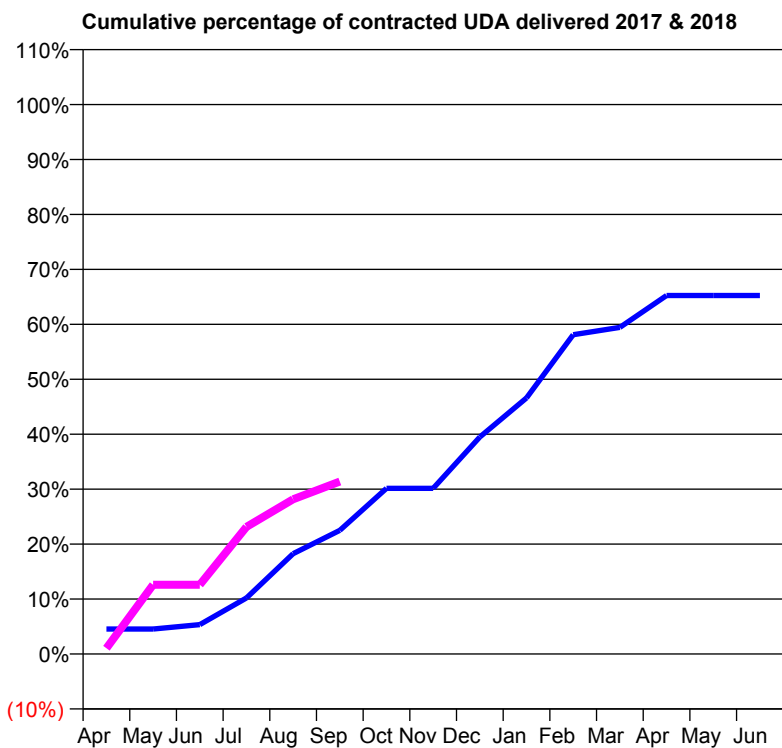
17/18 Contracted general activity (UDA)	400
Carry forward general activity (UDA)	0
17/18 Contracted orthodontic activity (UOA)	0
Carry forward orthodontic activity (UOA)	0
Baseline contract value	£11,974.34

ACCESS*

Patients seen in 24 months	Total	Change since previous quarter
Quarter ending September 2016	148	
Quarter ending December 2016	150	→
Quarter ending March 2017	143	↓
Quarter ending June 2017	132	↓
Quarter ending September 2017	128	↓
Variance since September 2016	(13.5%)	↓



ACTIVITY



Month	Adjusted Scheduled Activity (UDA)	
	2017	2018
April	18	4
May	18	50
June	21	50
July	41	93
August	73	113
September	90	126
October	121	
November	121	
December	158	
January	186	
February	232	
March	238	
April	261	
May	261	
June	261	

QUALITY

	Quantity	Base Number	Contract	AT	Region	England
% of FP17s for the same patient ID Re-attending within 3 months - Children	2	37	5.4%	9.3%	11.4%	11.9%
% of FP17s for the same patient ID Re-attending within 3 months - Adults	5	40	12.5%	15.0%	15.7%	15.9%
% of FP17s for the same patient ID Re-attending between 3 & 9 months - Children	24	37	64.9%	59.5%	60.6%	58.1%
% of FP17s for the same patient ID Re-attending between 3 & 9 months - Adults	19	40	47.5%	51.2%	52.0%	50.6%
% of FP17s for Band 1 Urgent Courses	3	68	4.4%	9.6%	9.6%	9.1%
% of FP17s Relating to Free Repair or Replacements	0	68	0.0%	0.6%	0.7%	0.8%
% of FP17s Relating to Continuations	1	68	1.5%	0.9%	1.0%	1.1%
% of Patients satisfied with the dentistry they have received	0	0	N/A	90.4%	91.6%	91.4%
% of Patients satisfied with the time they had to wait for an appointment	0	0	N/A	87.3%	87.9%	87.7%

* This is based on patients treated on this contract for their most recent course of treatment. Figures in italics indicate the base number of FP17s or Patient Questionnaire responses are less than 100. N/A is shown where the base number of responses is less than 10 during the period. % is calculated as Quantity/Base number*100

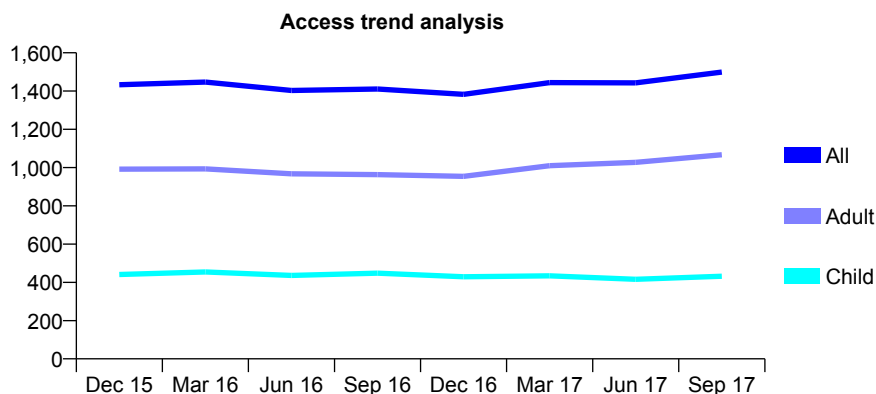
Q68 - Vital Signs At a Glance Contract Report for 949973/0001 - September 2017

Name or company name	MR A DARGAHI
Contract type name	GDS Contract
Purpose of contract	General
Contract start date	01/04/2006
Contract end date	

17/18 Contracted general activity (UDA)	5,000
Carry forward general activity (UDA)	-96
17/18 Contracted orthodontic activity (UOA)	0
Carry forward orthodontic activity (UOA)	0
Baseline contract value	£144,861.83

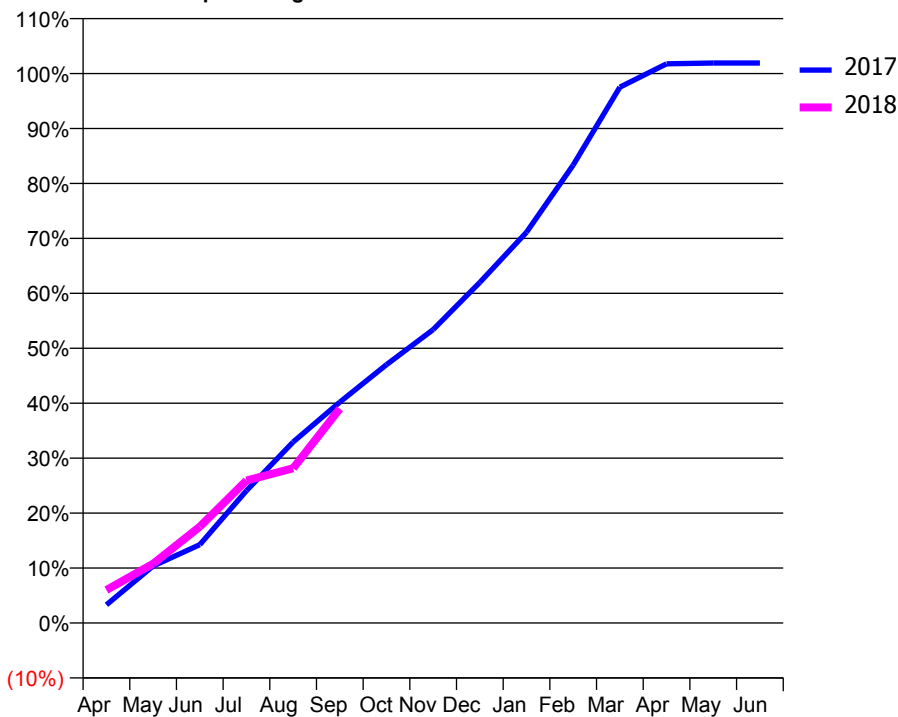
ACCESS*

Patients seen in 24 months	Total	Change since previous quarter
Quarter ending September 2016	1,411	
Quarter ending December 2016	1,383	↓
Quarter ending March 2017	1,444	↑
Quarter ending June 2017	1,443	→
Quarter ending September 2017	1,499	↑
Variance since September 2016	6.2%	↑



ACTIVITY

Cumulative percentage of contracted UDA delivered 2017 & 2018



Month	Adjusted Scheduled Activity (UDA)	
	2017	2018
April	166	301
May	519	540
June	712	876
July	1,205	1,297
August	1,647	1,408
September	2,009	1,950
October	2,351	
November	2,670	
December	3,100	
January	3,556	
February	4,168	
March	4,876	
April	5,089	
May	5,096	
June	5,096	

QUALITY

	Quantity	Base Number	Contract	AT	Region	England
% of FP17s for the same patient ID Re-attending within 3 months - Children	14	293	4.8%	9.3%	11.4%	11.9%
% of FP17s for the same patient ID Re-attending within 3 months - Adults	96	654	14.7%	15.0%	15.7%	15.9%
% of FP17s for the same patient ID Re-attending between 3 & 9 months - Children	189	293	64.5%	59.5%	60.6%	58.1%
% of FP17s for the same patient ID Re-attending between 3 & 9 months - Adults	306	654	46.8%	51.2%	52.0%	50.6%
% of FP17s for Band 1 Urgent Courses	96	842	11.4%	9.6%	9.6%	9.1%
% of FP17s Relating to Free Repair or Replacements	3	842	0.4%	0.6%	0.7%	0.8%
% of FP17s Relating to Continuations	11	842	1.3%	0.9%	1.0%	1.1%
% of Patients satisfied with the dentistry they have received	1	1	N/A	90.4%	91.6%	91.4%
% of Patients satisfied with the time they had to wait for an appointment	1	1	N/A	87.3%	87.9%	87.7%

* This is based on patients treated on this contract for their most recent course of treatment. Figures in italics indicate the base number of FP17s or Patient Questionnaire responses are less than 100. N/A is shown where the base number of responses is less than 10 during the period. % is calculated as Quantity/Base number*100

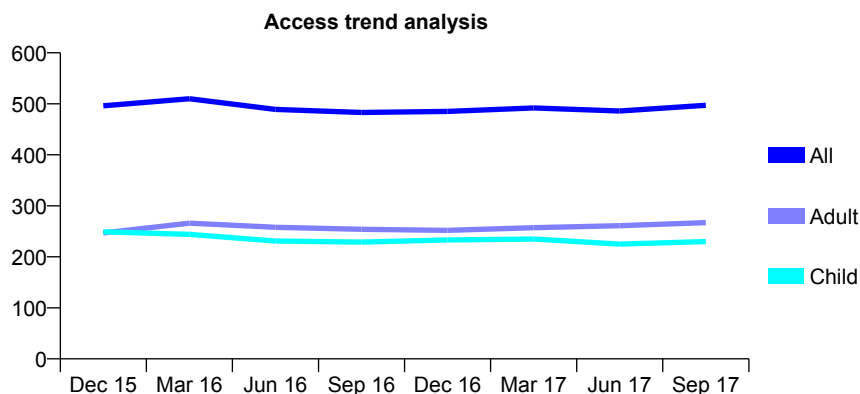
Q68 - Vital Signs At a Glance Contract Report for 953156/0001 - September 2017

Name or company name	MS V BALBONTIN LAUDIEN
Contract type name	GDS Contract
Purpose of contract	General
Contract start date	01/10/2012
Contract end date	

17/18 Contracted general activity (UDA)	1,666
Carry forward general activity (UDA)	49
17/18 Contracted orthodontic activity (UOA)	0
Carry forward orthodontic activity (UOA)	0
Baseline contract value	£37,443.90

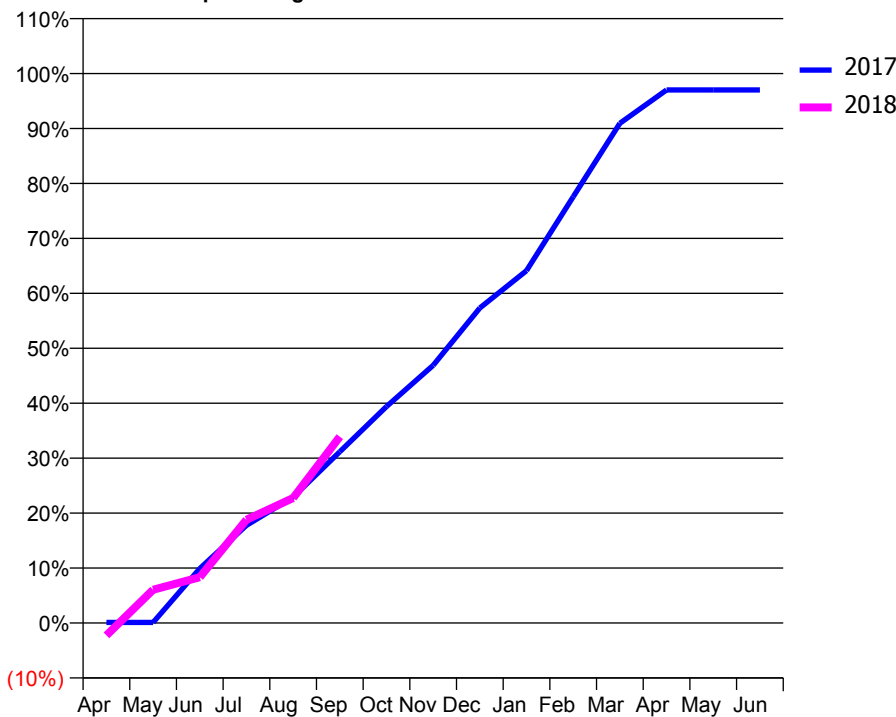
ACCESS*

Patients seen in 24 months	Total	Change since previous quarter
Quarter ending September 2016	483	
Quarter ending December 2016	485	→
Quarter ending March 2017	492	→
Quarter ending June 2017	486	↓
Quarter ending September 2017	497	↑
Variance since September 2016	2.9%	↑



ACTIVITY

Cumulative percentage of contracted UDA delivered 2017 & 2018



Month	Adjusted Scheduled Activity (UDA)	
	2017	2018
April	2	-38
May	2	101
June	165	139
July	296	313
August	382	379
September	519	565
October	656	
November	781	
December	955	
January	1,068	
February	1,292	
March	1,515	
April	1,616	
May	1,616	
June	1,616	

QUALITY

	Quantity	Base Number	Contract	AT	Region	England
% of FP17s for the same patient ID Re-attending within 3 months - Children	9	131	6.9%	9.3%	11.4%	11.9%
% of FP17s for the same patient ID Re-attending within 3 months - Adults	10	146	6.8%	15.0%	15.7%	15.9%
% of FP17s for the same patient ID Re-attending between 3 & 9 months - Children	71	131	54.2%	59.5%	60.6%	58.1%
% of FP17s for the same patient ID Re-attending between 3 & 9 months - Adults	78	146	53.4%	51.2%	52.0%	50.6%
% of FP17s for Band 1 Urgent Courses	0	239	0.0%	9.6%	9.6%	9.1%
% of FP17s Relating to Free Repair or Replacements	0	239	0.0%	0.6%	0.7%	0.8%
% of FP17s Relating to Continuations	0	239	0.0%	0.9%	1.0%	1.1%
% of Patients satisfied with the dentistry they have received	0	0	N/A	90.4%	91.6%	91.4%
% of Patients satisfied with the time they had to wait for an appointment	0	0	N/A	87.3%	87.9%	87.7%

* This is based on patients treated on this contract for their most recent course of treatment. Figures in italics indicate the base number of FP17s or Patient Questionnaire responses are less than 100. N/A is shown where the base number of responses is less than 10 during the period. % is calculated as Quantity/Base number*100

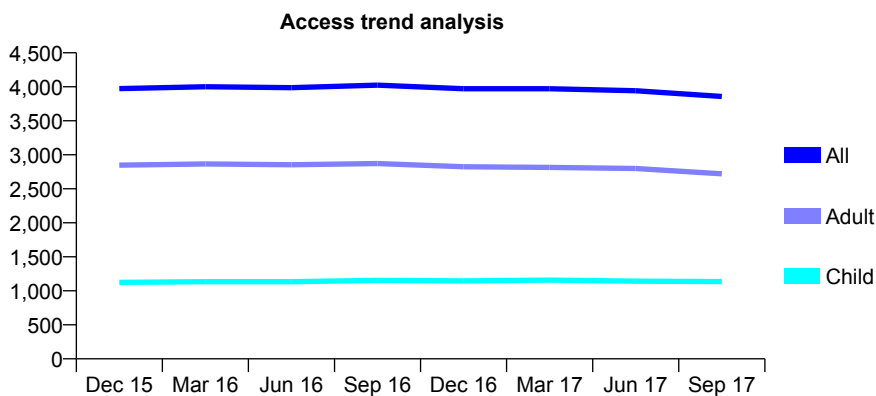
Q68 - Vital Signs At a Glance Contract Report for 959391/0001 - September 2017

Name or company name	MR MM BADRBEIGI
Contract type name	GDS Contract
Purpose of contract	General
Contract start date	01/04/2006
Contract end date	

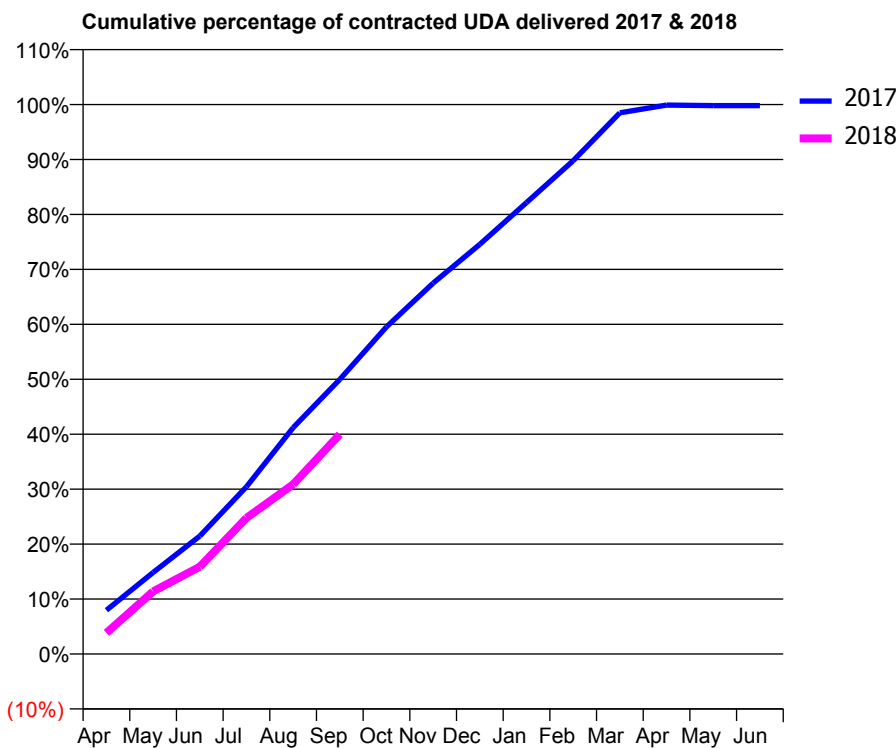
17/18 Contracted general activity (UDA)	12,138
Carry forward general activity (UDA)	26
17/18 Contracted orthodontic activity (UOA)	0
Carry forward orthodontic activity (UOA)	0
Baseline contract value	£320,777.24

ACCESS*

Patients seen in 24 months	Total	Change since previous quarter
Quarter ending September 2016	4,024	
Quarter ending December 2016	3,971	↓
Quarter ending March 2017	3,971	→
Quarter ending June 2017	3,942	→
Quarter ending September 2017	3,858	↓
Variance since September 2016	(4.1%)	↓



ACTIVITY



Month	Adjusted Scheduled Activity (UDA)	
	2017	2018
April	967	468
May	1,801	1,383
June	2,605	1,928
July	3,696	3,006
August	5,000	3,747
September	6,066	4,852
October	7,227	
November	8,193	
December	9,051	
January	9,973	
February	10,897	
March	11,954	
April	12,124	
May	12,112	
June	12,112	

QUALITY

	Quantity	Base Number	Contract	AT	Region	England
% of FP17s for the same patient ID Re-attending within 3 months - Children	19	763	2.5%	9.3%	11.4%	11.9%
% of FP17s for the same patient ID Re-attending within 3 months - Adults	132	1,434	9.2%	15.0%	15.7%	15.9%
% of FP17s for the same patient ID Re-attending between 3 & 9 months - Children	465	763	60.9%	59.5%	60.6%	58.1%
% of FP17s for the same patient ID Re-attending between 3 & 9 months - Adults	805	1,434	56.1%	51.2%	52.0%	50.6%
% of FP17s for Band 1 Urgent Courses	92	2,116	4.3%	9.6%	9.6%	9.1%
% of FP17s Relating to Free Repair or Replacements	4	2,116	0.2%	0.6%	0.7%	0.8%
% of FP17s Relating to Continuations	4	2,116	0.2%	0.9%	1.0%	1.1%
% of Patients satisfied with the dentistry they have received	7	7	N/A	90.4%	91.6%	91.4%
% of Patients satisfied with the time they had to wait for an appointment	7	7	N/A	87.3%	87.9%	87.7%

* This is based on patients treated on this contract for their most recent course of treatment. Figures in italics indicate the base number of FP17s or Patient Questionnaire responses are less than 100. N/A is shown where the base number of responses is less than 10 during the period. % is calculated as Quantity/Base number*100

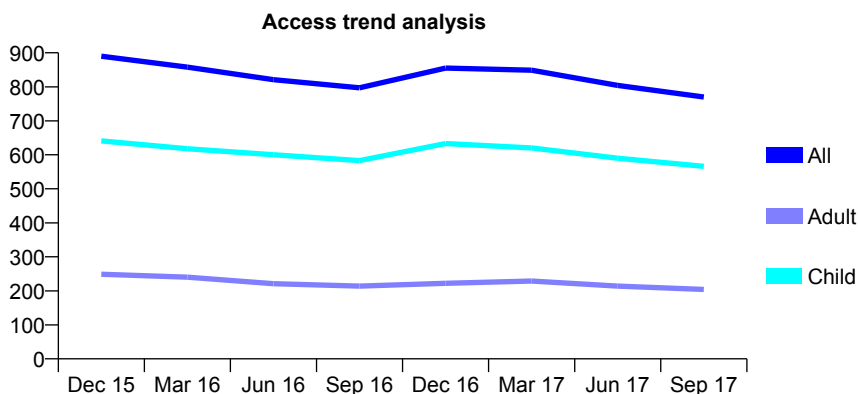
Q68 - Vital Signs At a Glance Contract Report for 960365/0001 - September 2017

Name or company name	MRS N HEIDARI-ROBINSON
Contract type name	GDS Contract
Purpose of contract	General
Contract start date	01/04/2012
Contract end date	

17/18 Contracted general activity (UDA)	3,300
Carry forward general activity (UDA)	50
17/18 Contracted orthodontic activity (UOA)	0
Carry forward orthodontic activity (UOA)	0
Baseline contract value	£81,928.95

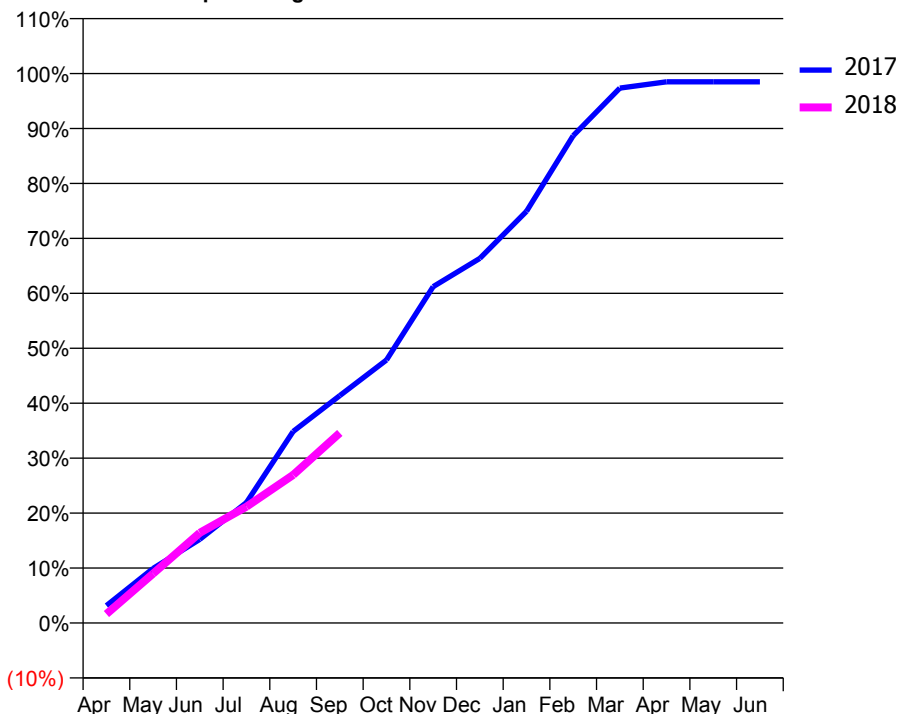
ACCESS*

Patients seen in 24 months	Total	Change since previous quarter
Quarter ending September 2016	797	
Quarter ending December 2016	855	↑
Quarter ending March 2017	849	→
Quarter ending June 2017	804	↓
Quarter ending September 2017	770	↓
Variance since September 2016	(3.4%)	↓



ACTIVITY

Cumulative percentage of contracted UDA delivered 2017 & 2018



Adjusted Scheduled Activity (UDA)

Month	2017	2018
April	104	54
May	328	296
June	502	542
July	724	699
August	1,151	890
September	1,366	1,142
October	1,580	
November	2,020	
December	2,190	
January	2,472	
February	2,926	
March	3,213	
April	3,250	
May	3,250	
June	3,250	

QUALITY

	Quantity	Base Number	Contract	AT	Region	England
% of FP17s for the same patient ID Re-attending within 3 months - Children	76	510	14.9%	9.3%	11.4%	11.9%
% of FP17s for the same patient ID Re-attending within 3 months - Adults	23	108	21.3%	15.0%	15.7%	15.9%
% of FP17s for the same patient ID Re-attending between 3 & 9 months - Children	344	510	67.5%	59.5%	60.6%	58.1%
% of FP17s for the same patient ID Re-attending between 3 & 9 months - Adults	58	108	53.7%	51.2%	52.0%	50.6%
% of FP17s for Band 1 Urgent Courses	13	599	2.2%	9.6%	9.6%	9.1%
% of FP17s Relating to Free Repair or Replacements	0	599	0.0%	0.6%	0.7%	0.8%
% of FP17s Relating to Continuations	1	599	0.2%	0.9%	1.0%	1.1%
% of Patients satisfied with the dentistry they have received	1	1	N/A	90.4%	91.6%	91.4%
% of Patients satisfied with the time they had to wait for an appointment	1	1	N/A	87.3%	87.9%	87.7%

* This is based on patients treated on this contract for their most recent course of treatment. Figures in italics indicate the base number of FP17s or Patient Questionnaire responses are less than 100. N/A is shown where the base number of responses is less than 10 during the period. % is calculated as Quantity/Base number*100

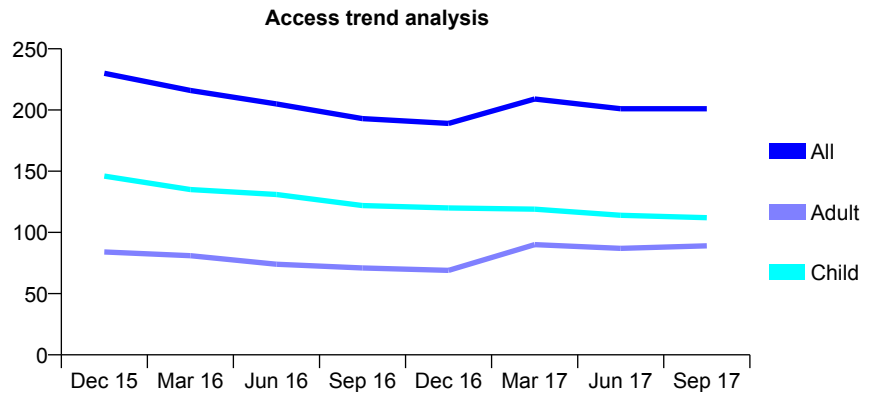
Q68 - Vital Signs At a Glance Contract Report for 962384/0001 - September 2017

Name or company name	MISS S JIWANI
Contract type name	GDS Contract
Purpose of contract	General
Contract start date	01/11/2011
Contract end date	

17/18 Contracted general activity (UDA)	470
Carry forward general activity (UDA)	17
17/18 Contracted orthodontic activity (UOA)	0
Carry forward orthodontic activity (UOA)	0
Baseline contract value	£12,346.60

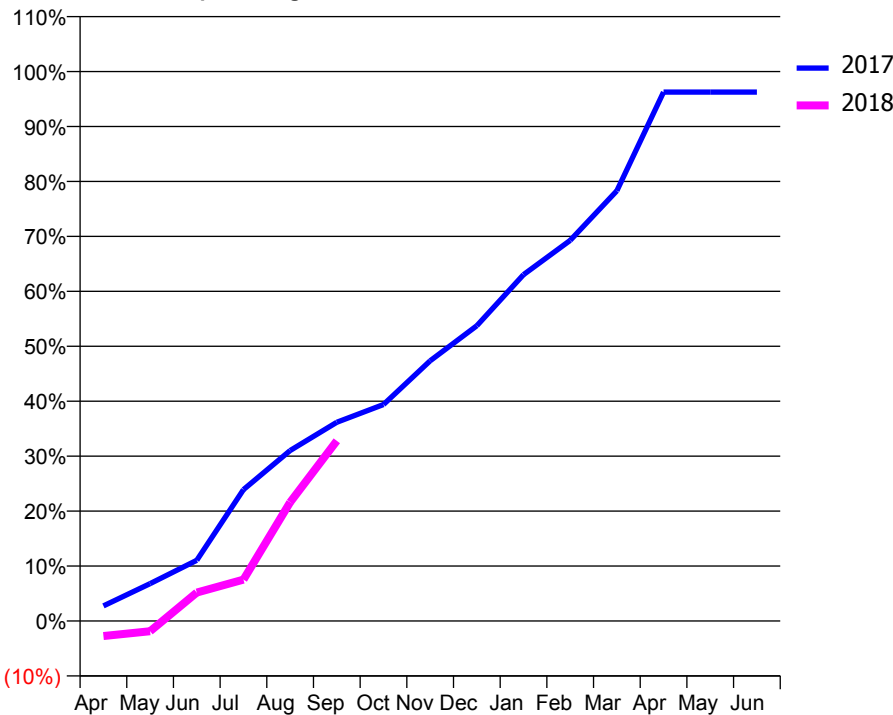
ACCESS*

Patients seen in 24 months	Total	Change since previous quarter
Quarter ending September 2016	193	
Quarter ending December 2016	189	↓
Quarter ending March 2017	209	↑
Quarter ending June 2017	201	↓
Quarter ending September 2017	201	→
Variance since September 2016	4.1%	↑



ACTIVITY

Cumulative percentage of contracted UDA delivered 2017 & 2018



Month	Adjusted Scheduled Activity (UDA)	
	2017	2018
April	13	-13
May	32	-9
June	52	24
July	112	35
August	146	102
September	170	154
October	185	
November	223	
December	253	
January	296	
February	326	
March	368	
April	452	
May	452	
June	452	

QUALITY

	Quantity	Base Number	Contract	AT	Region	England
% of FP17s for the same patient ID Re-attending within 3 months - Children	8	100	8.0%	9.3%	11.4%	11.9%
% of FP17s for the same patient ID Re-attending within 3 months - Adults	7	56	12.5%	15.0%	15.7%	15.9%
% of FP17s for the same patient ID Re-attending between 3 & 9 months - Children	61	100	61.0%	59.5%	60.6%	58.1%
% of FP17s for the same patient ID Re-attending between 3 & 9 months - Adults	31	56	55.4%	51.2%	52.0%	50.6%
% of FP17s for Band 1 Urgent Courses	6	114	5.3%	9.6%	9.6%	9.1%
% of FP17s Relating to Free Repair or Replacements	0	114	0.0%	0.6%	0.7%	0.8%
% of FP17s Relating to Continuations	0	114	0.0%	0.9%	1.0%	1.1%
% of Patients satisfied with the dentistry they have received	0	0	N/A	90.4%	91.6%	91.4%
% of Patients satisfied with the time they had to wait for an appointment	0	0	N/A	87.3%	87.9%	87.7%

* This is based on patients treated on this contract for their most recent course of treatment. Figures in italics indicate the base number of FP17s or Patient Questionnaire responses are less than 100. N/A is shown where the base number of responses is less than 10 during the period. % is calculated as Quantity/Base number*100

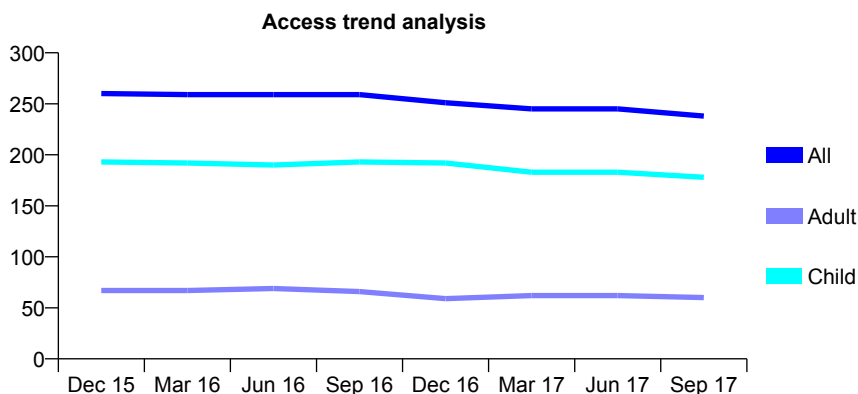
Q68 - Vital Signs At a Glance Contract Report for 963712/0001 - September 2017

Name or company name	MR RJ FRANCSICS
Contract type name	GDS Contract
Purpose of contract	General
Contract start date	01/06/2012
Contract end date	

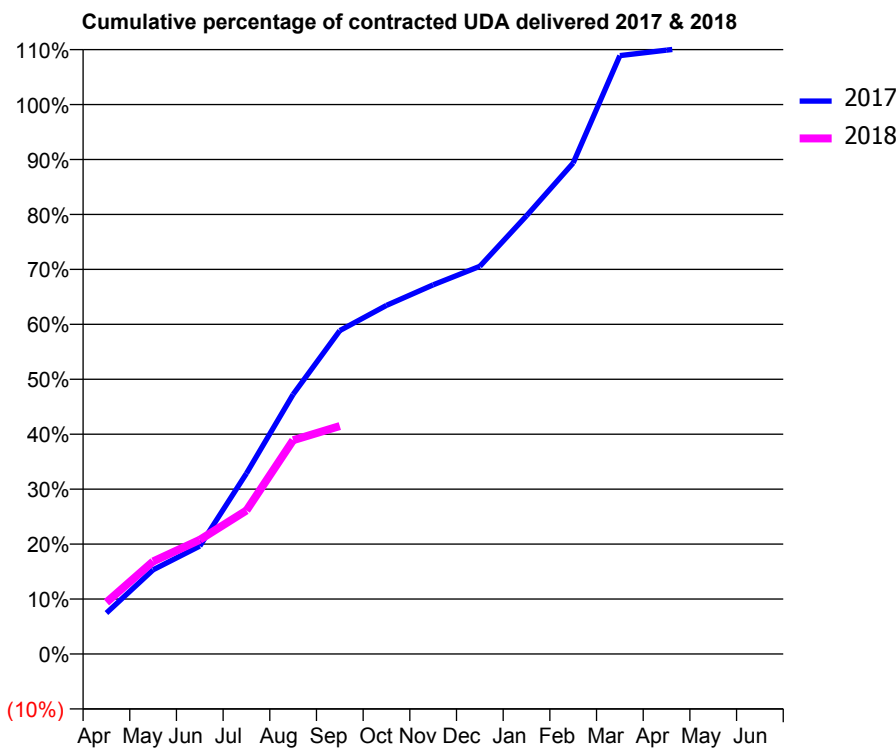
17/18 Contracted general activity (UDA)	510
Carry forward general activity (UDA)	-11
17/18 Contracted orthodontic activity (UOA)	0
Carry forward orthodontic activity (UOA)	0
Baseline contract value	£12,270.30

ACCESS*

Patients seen in 24 months	Total	Change since previous quarter
Quarter ending September 2016	259	
Quarter ending December 2016	251	↓
Quarter ending March 2017	245	↓
Quarter ending June 2017	245	→
Quarter ending September 2017	238	↓
Variance since September 2016	(8.1%)	↓



ACTIVITY



Month	Adjusted Scheduled Activity (UDA)	
	2017	2018
April	38	48
May	78	86
June	100	106
July	168	133
August	241	198
September	300	212
October	324	
November	343	
December	360	
January	407	
February	456	
March	555	
April	560	
May	565	
June	566	

QUALITY

	Quantity	Base Number	Contract	AT	Region	England
% of FP17s for the same patient ID Re-attending within 3 months - Children	2	116	1.7%	9.3%	11.4%	11.9%
% of FP17s for the same patient ID Re-attending within 3 months - Adults	2	24	8.3%	15.0%	15.7%	15.9%
% of FP17s for the same patient ID Re-attending between 3 & 9 months - Children	69	116	59.5%	59.5%	60.6%	58.1%
% of FP17s for the same patient ID Re-attending between 3 & 9 months - Adults	8	24	33.3%	51.2%	52.0%	50.6%
% of FP17s for Band 1 Urgent Courses	8	130	6.2%	9.6%	9.6%	9.1%
% of FP17s Relating to Free Repair or Replacements	0	130	0.0%	0.6%	0.7%	0.8%
% of FP17s Relating to Continuations	0	130	0.0%	0.9%	1.0%	1.1%
% of Patients satisfied with the dentistry they have received	0	0	N/A	90.4%	91.6%	91.4%
% of Patients satisfied with the time they had to wait for an appointment	0	0	N/A	87.3%	87.9%	87.7%

* This is based on patients treated on this contract for their most recent course of treatment. Figures in italics indicate the base number of FP17s or Patient Questionnaire responses are less than 100. N/A is shown where the base number of responses is less than 10 during the period. % is calculated as Quantity/Base number*100

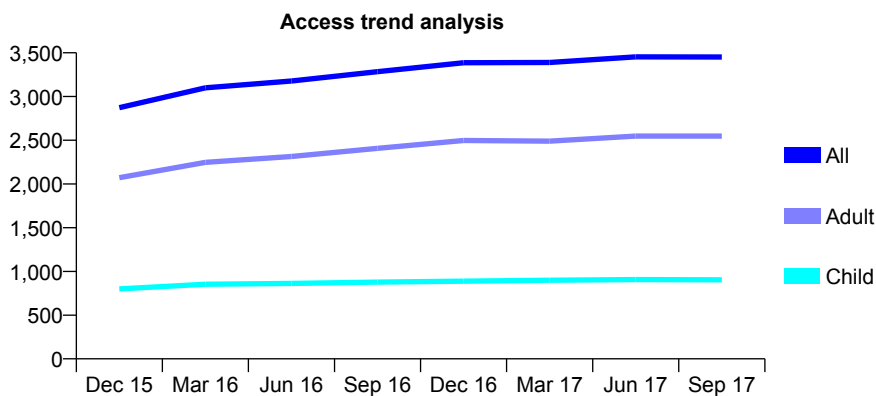
Q68 - Vital Signs At a Glance Contract Report for 972029/0001 - September 2017

Name or company name	MISS KM BOLES
Contract type name	GDS Contract
Purpose of contract	General
Contract start date	01/09/2013
Contract end date	

17/18 Contracted general activity (UDA)	8,284
Carry forward general activity (UDA)	-166
17/18 Contracted orthodontic activity (UOA)	0
Carry forward orthodontic activity (UOA)	0
Baseline contract value	£212,689.28

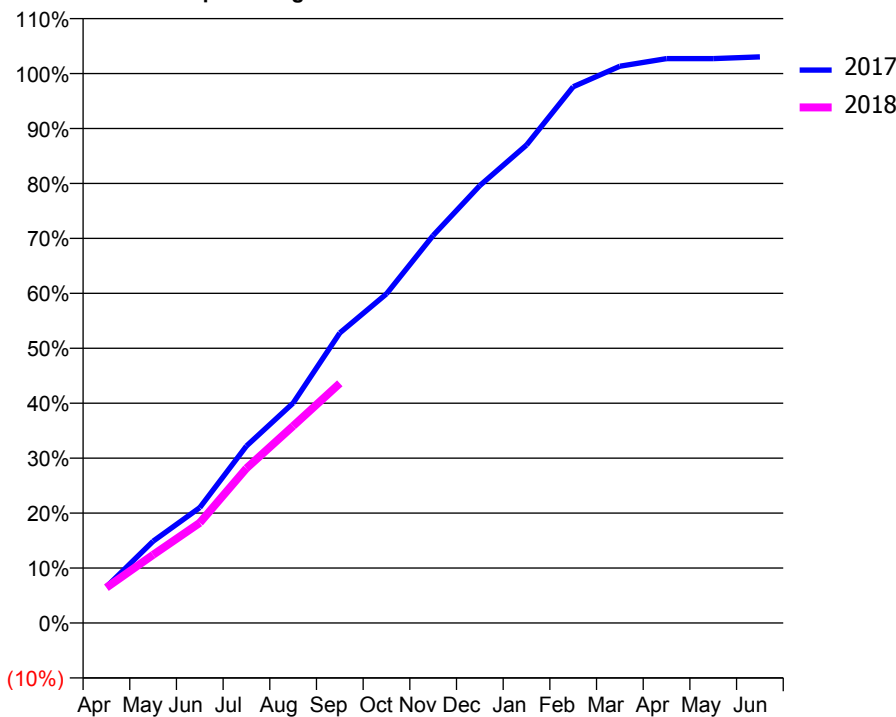
ACCESS*

Patients seen in 24 months	Total	Change since previous quarter
Quarter ending September 2016	3,284	
Quarter ending December 2016	3,386	↑
Quarter ending March 2017	3,389	→
Quarter ending June 2017	3,454	→
Quarter ending September 2017	3,452	→
Variance since September 2016	5.1%	↑



ACTIVITY

Cumulative percentage of contracted UDA delivered 2017 & 2018



Month	Adjusted Scheduled Activity (UDA)	
	2017	2018
April	545	534
May	1,233	1,029
June	1,740	1,511
July	2,669	2,334
August	3,317	2,970
September	4,373	3,614
October	4,962	
November	5,844	
December	6,595	
January	7,206	
February	8,084	
March	8,395	
April	8,508	
May	8,509	
June	8,535	

QUALITY

	Quantity	Base Number	Contract	AT	Region	England
% of FP17s for the same patient ID Re-attending within 3 months - Children	64	693	9.2%	9.3%	11.4%	11.9%
% of FP17s for the same patient ID Re-attending within 3 months - Adults	219	1,564	14.0%	15.0%	15.7%	15.9%
% of FP17s for the same patient ID Re-attending between 3 & 9 months - Children	379	693	54.7%	59.5%	60.6%	58.1%
% of FP17s for the same patient ID Re-attending between 3 & 9 months - Adults	738	1,564	47.2%	51.2%	52.0%	50.6%
% of FP17s for Band 1 Urgent Courses	152	1,739	8.7%	9.6%	9.6%	9.1%
% of FP17s Relating to Free Repair or Replacements	4	1,739	0.2%	0.6%	0.7%	0.8%
% of FP17s Relating to Continuations	10	1,739	0.6%	0.9%	1.0%	1.1%
% of Patients satisfied with the dentistry they have received	3	4	N/A	90.4%	91.6%	91.4%
% of Patients satisfied with the time they had to wait for an appointment	3	4	N/A	87.3%	87.9%	87.7%

* This is based on patients treated on this contract for their most recent course of treatment. Figures in italics indicate the base number of FP17s or Patient Questionnaire responses are less than 100. N/A is shown where the base number of responses is less than 10 during the period. % is calculated as Quantity/Base number*100

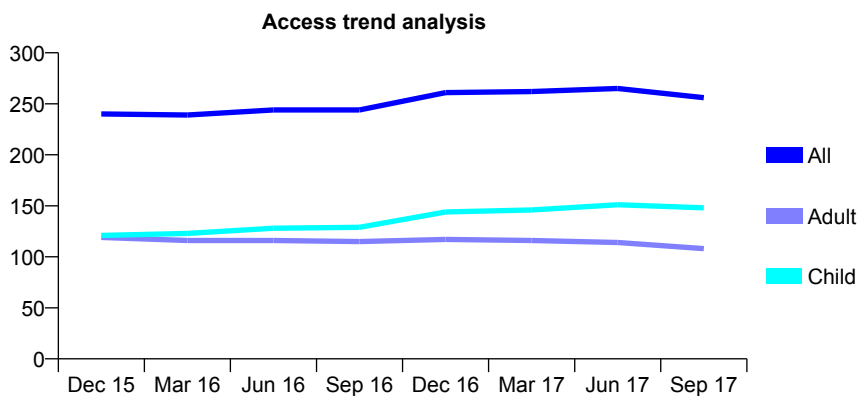
Q68 - Vital Signs At a Glance Contract Report for 974498/0001 - September 2017

Name or company name	MR MA TREMMEL
Contract type name	GDS Contract
Purpose of contract	General
Contract start date	24/12/2011
Contract end date	

17/18 Contracted general activity (UDA)	727
Carry forward general activity (UDA)	-15
17/18 Contracted orthodontic activity (UOA)	0
Carry forward orthodontic activity (UOA)	0
Baseline contract value	£16,574.43

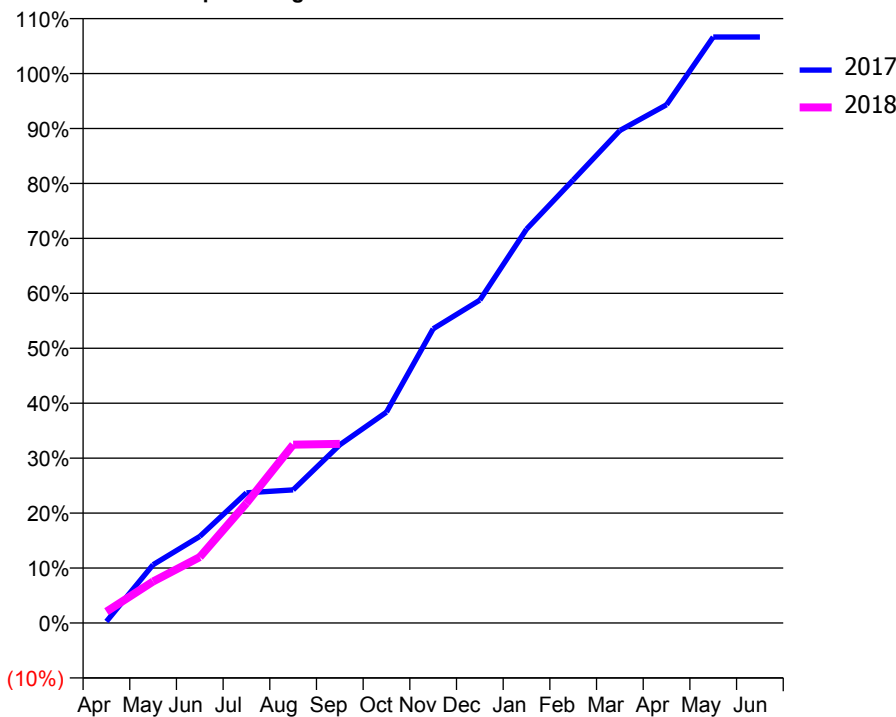
ACCESS*

Patients seen in 24 months	Total	Change since previous quarter
Quarter ending September 2016	244	
Quarter ending December 2016	261	↑
Quarter ending March 2017	262	→
Quarter ending June 2017	265	→
Quarter ending September 2017	256	↓
Variance since September 2016	4.9%	↑



ACTIVITY

Cumulative percentage of contracted UDA delivered 2017 & 2018



Adjusted Scheduled Activity (UDA)

Month	2017	2018
April	2	15
May	77	55
June	115	87
July	172	159
August	176	236
September	236	237
October	279	
November	389	
December	427	
January	521	
February	586	
March	652	
April	686	
May	775	
June	775	

QUALITY

	Quantity	Base Number	Contract	AT	Region	England
% of FP17s for the same patient ID Re-attending within 3 months - Children	9	109	8.3%	9.3%	11.4%	11.9%
% of FP17s for the same patient ID Re-attending within 3 months - Adults	5	59	8.5%	15.0%	15.7%	15.9%
% of FP17s for the same patient ID Re-attending between 3 & 9 months - Children	60	109	55.0%	59.5%	60.6%	58.1%
% of FP17s for the same patient ID Re-attending between 3 & 9 months - Adults	33	59	55.9%	51.2%	52.0%	50.6%
% of FP17s for Band 1 Urgent Courses	5	128	3.9%	9.6%	9.6%	9.1%
% of FP17s Relating to Free Repair or Replacements	0	128	0.0%	0.6%	0.7%	0.8%
% of FP17s Relating to Continuations	2	128	1.6%	0.9%	1.0%	1.1%
% of Patients satisfied with the dentistry they have received	0	0	N/A	90.4%	91.6%	91.4%
% of Patients satisfied with the time they had to wait for an appointment	0	0	N/A	87.3%	87.9%	87.7%

* This is based on patients treated on this contract for their most recent course of treatment. Figures in italics indicate the base number of FP17s or Patient Questionnaire responses are less than 100. N/A is shown where the base number of responses is less than 10 during the period. % is calculated as Quantity/Base number*100

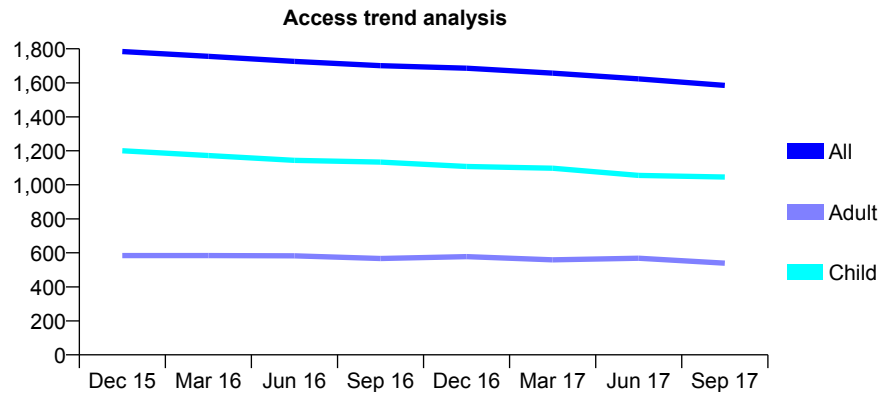
Q68 - Vital Signs At a Glance Contract Report for 979481/0001 - September 2017

Name or company name	Forestmead Dental Surgery
Contract type name	GDS Contract
Purpose of contract	General
Contract start date	01/04/2006
Contract end date	

17/18 Contracted general activity (UDA)	3,100
Carry forward general activity (UDA)	-35
17/18 Contracted orthodontic activity (UOA)	0
Carry forward orthodontic activity (UOA)	0
Baseline contract value	£67,149.97

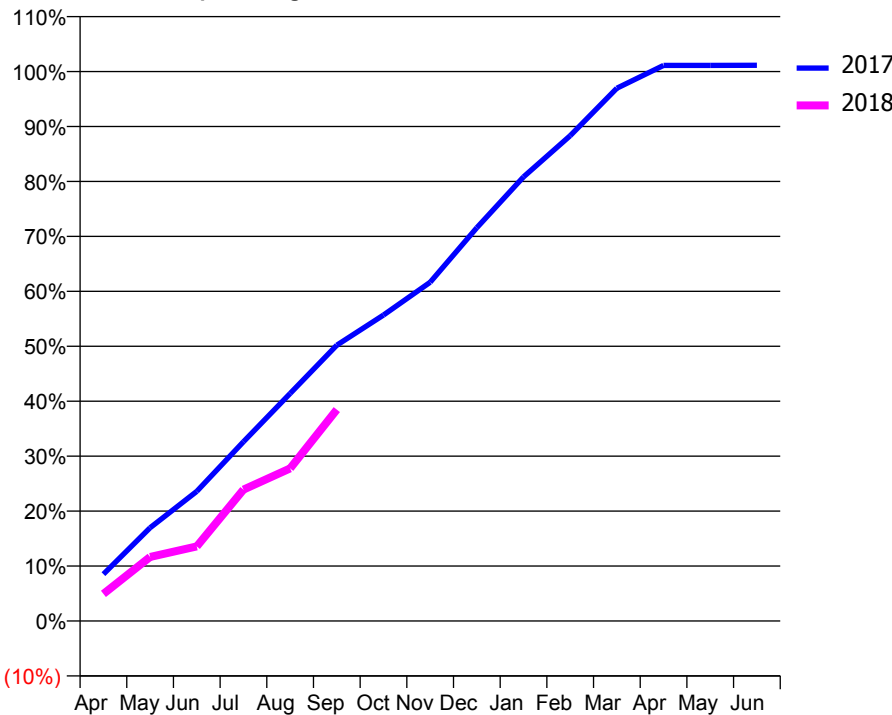
ACCESS*

Patients seen in 24 months	Total	Change since previous quarter
Quarter ending September 2016	1,701	
Quarter ending December 2016	1,686	→
Quarter ending March 2017	1,657	↓
Quarter ending June 2017	1,623	↓
Quarter ending September 2017	1,585	↓
Variance since September 2016	(6.8%)	↓



ACTIVITY

Cumulative percentage of contracted UDA delivered 2017 & 2018



Month	Adjusted Scheduled Activity (UDA)	
	2017	2018
April	264	153
May	526	362
June	732	421
July	1,011	742
August	1,284	861
September	1,556	1,193
October	1,726	
November	1,911	
December	2,219	
January	2,505	
February	2,738	
March	3,006	
April	3,134	
May	3,134	
June	3,135	

QUALITY

	Quantity	Base Number	Contract	AT	Region	England
% of FP17s for the same patient ID Re-attending within 3 months - Children	32	707	4.5%	9.3%	11.4%	11.9%
% of FP17s for the same patient ID Re-attending within 3 months - Adults	18	272	6.6%	15.0%	15.7%	15.9%
% of FP17s for the same patient ID Re-attending between 3 & 9 months - Children	436	707	61.7%	59.5%	60.6%	58.1%
% of FP17s for the same patient ID Re-attending between 3 & 9 months - Adults	137	272	50.4%	51.2%	52.0%	50.6%
% of FP17s for Band 1 Urgent Courses	44	879	5.0%	9.6%	9.6%	9.1%
% of FP17s Relating to Free Repair or Replacements	0	879	0.0%	0.6%	0.7%	0.8%
% of FP17s Relating to Continuations	4	879	0.5%	0.9%	1.0%	1.1%
% of Patients satisfied with the dentistry they have received	0	0	N/A	90.4%	91.6%	91.4%
% of Patients satisfied with the time they had to wait for an appointment	0	0	N/A	87.3%	87.9%	87.7%

* This is based on patients treated on this contract for their most recent course of treatment. Figures in italics indicate the base number of FP17s or Patient Questionnaire responses are less than 100. N/A is shown where the base number of responses is less than 10 during the period. % is calculated as Quantity/Base number*100

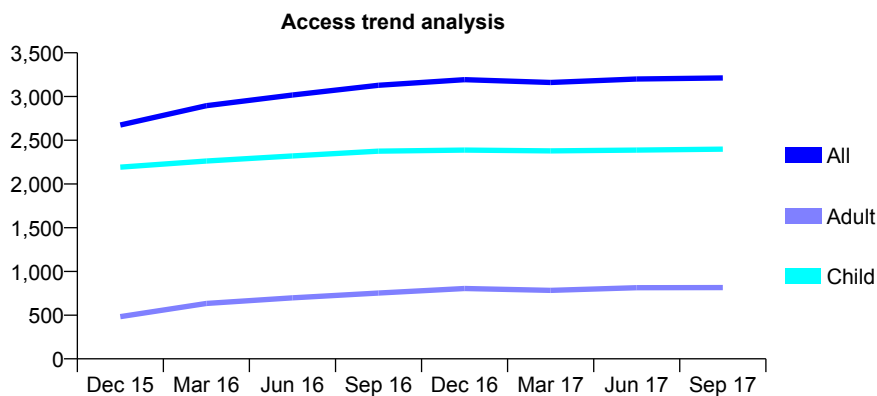
Q68 - Vital Signs At a Glance Contract Report for 981893/0001 - September 2017

Name or company name	MS MN VO
Contract type name	GDS Contract
Purpose of contract	General
Contract start date	18/08/2014
Contract end date	

17/18 Contracted general activity (UDA)	6,000
Carry forward general activity (UDA)	0
17/18 Contracted orthodontic activity (UOA)	0
Carry forward orthodontic activity (UOA)	0
Baseline contract value	£149,638.16

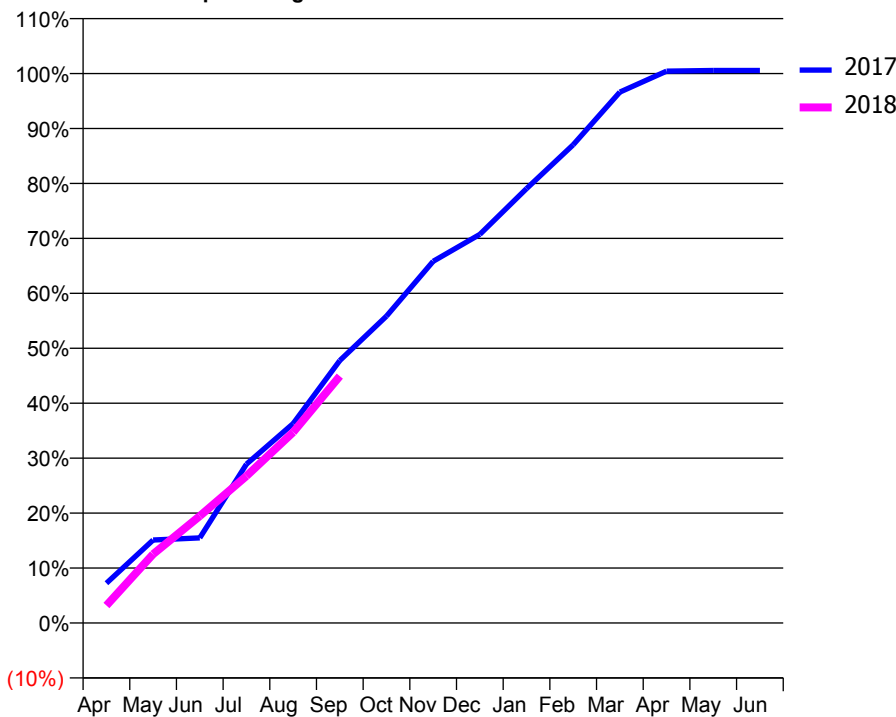
ACCESS*

Patients seen in 24 months	Total	Change since previous quarter
Quarter ending September 2016	3,128	
Quarter ending December 2016	3,192	↑
Quarter ending March 2017	3,161	→
Quarter ending June 2017	3,201	→
Quarter ending September 2017	3,213	→
Variance since September 2016	2.7%	↑



ACTIVITY

Cumulative percentage of contracted UDA delivered 2017 & 2018



Month	Adjusted Scheduled Activity (UDA)	
	2017	2018
April	435	192
May	906	752
June	930	1,169
July	1,734	1,606
August	2,178	2,083
September	2,866	2,696
October	3,352	
November	3,949	
December	4,243	
January	4,743	
February	5,222	
March	5,797	
April	6,026	
May	6,033	
June	6,033	

QUALITY

	Quantity	Base Number	Contract	AT	Region	England
% of FP17s for the same patient ID Re-attending within 3 months - Children	115	1,755	6.6%	9.3%	11.4%	11.9%
% of FP17s for the same patient ID Re-attending within 3 months - Adults	14	241	5.8%	15.0%	15.7%	15.9%
% of FP17s for the same patient ID Re-attending between 3 & 9 months - Children	1,069	1,755	60.9%	59.5%	60.6%	58.1%
% of FP17s for the same patient ID Re-attending between 3 & 9 months - Adults	96	241	39.8%	51.2%	52.0%	50.6%
% of FP17s for Band 1 Urgent Courses	99	1,857	5.3%	9.6%	9.6%	9.1%
% of FP17s Relating to Free Repair or Replacements	0	1,857	0.0%	0.6%	0.7%	0.8%
% of FP17s Relating to Continuations	1	1,857	0.1%	0.9%	1.0%	1.1%
% of Patients satisfied with the dentistry they have received	6	6	N/A	90.4%	91.6%	91.4%
% of Patients satisfied with the time they had to wait for an appointment	6	6	N/A	87.3%	87.9%	87.7%

* This is based on patients treated on this contract for their most recent course of treatment. Figures in italics indicate the base number of FP17s or Patient Questionnaire responses are less than 100. N/A is shown where the base number of responses is less than 10 during the period. % is calculated as Quantity/Base number*100

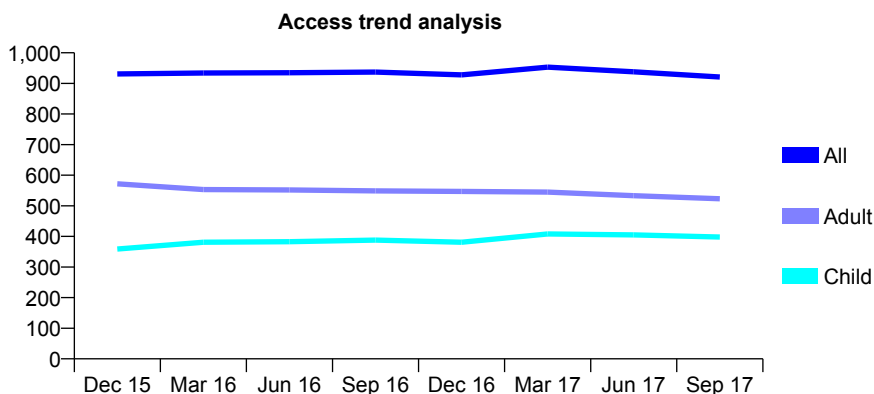
Q68 - Vital Signs At a Glance Contract Report for 982784/0001 - September 2017

Name or company name	MISS ME DAVIES
Contract type name	GDS Contract
Purpose of contract	General
Contract start date	01/04/2006
Contract end date	

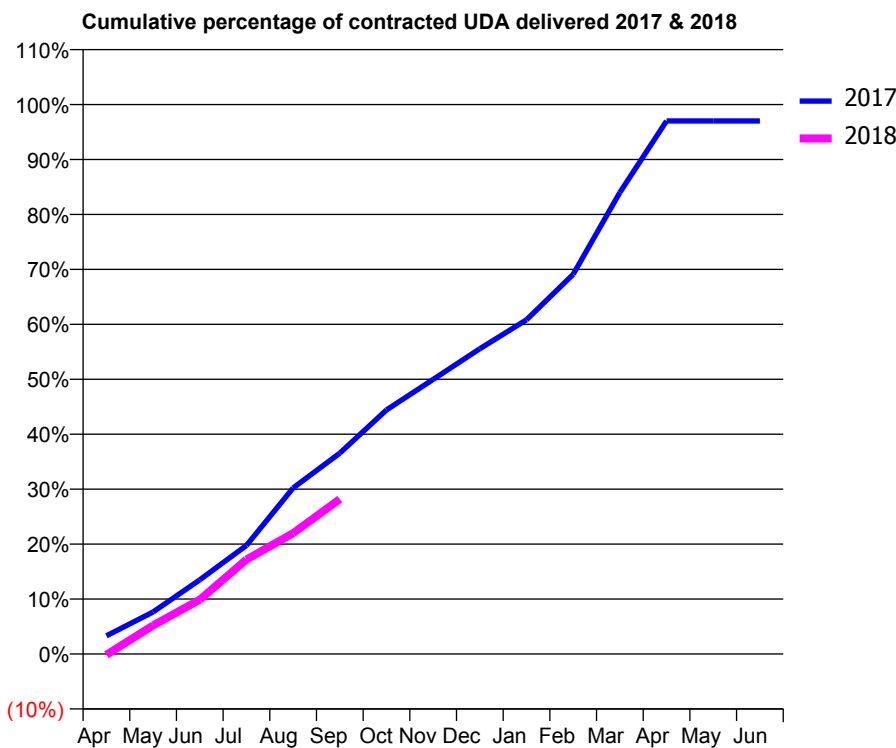
17/18 Contracted general activity (UDA)	2,505
Carry forward general activity (UDA)	75
17/18 Contracted orthodontic activity (UOA)	0
Carry forward orthodontic activity (UOA)	0
Baseline contract value	£58,433.92

ACCESS*

Patients seen in 24 months	Total	Change since previous quarter
Quarter ending September 2016	937	
Quarter ending December 2016	928	→
Quarter ending March 2017	953	↑
Quarter ending June 2017	938	↓
Quarter ending September 2017	921	↓
Variance since September 2016	(1.7%)	↓



ACTIVITY



Month	Adjusted Scheduled Activity (UDA)	
	2017	2018
April	83	-4
May	192	131
June	338	248
July	495	430
August	757	551
September	916	706
October	1,113	
November	1,252	
December	1,392	
January	1,523	
February	1,731	
March	2,104	
April	2,430	
May	2,430	
June	2,430	

QUALITY

	Quantity	Base Number	Contract	AT	Region	England
% of FP17s for the same patient ID Re-attending within 3 months - Children	16	344	4.7%	9.3%	11.4%	11.9%
% of FP17s for the same patient ID Re-attending within 3 months - Adults	32	370	8.6%	15.0%	15.7%	15.9%
% of FP17s for the same patient ID Re-attending between 3 & 9 months - Children	266	344	77.3%	59.5%	60.6%	58.1%
% of FP17s for the same patient ID Re-attending between 3 & 9 months - Adults	245	370	66.2%	51.2%	52.0%	50.6%
% of FP17s for Band 1 Urgent Courses	15	550	2.7%	9.6%	9.6%	9.1%
% of FP17s Relating to Free Repair or Replacements	6	550	1.1%	0.6%	0.7%	0.8%
% of FP17s Relating to Continuations	0	550	0.0%	0.9%	1.0%	1.1%
% of Patients satisfied with the dentistry they have received	2	2	N/A	90.4%	91.6%	91.4%
% of Patients satisfied with the time they had to wait for an appointment	2	2	N/A	87.3%	87.9%	87.7%

* This is based on patients treated on this contract for their most recent course of treatment. Figures in italics indicate the base number of FP17s or Patient Questionnaire responses are less than 100. N/A is shown where the base number of responses is less than 10 during the period. % is calculated as Quantity/Base number*100

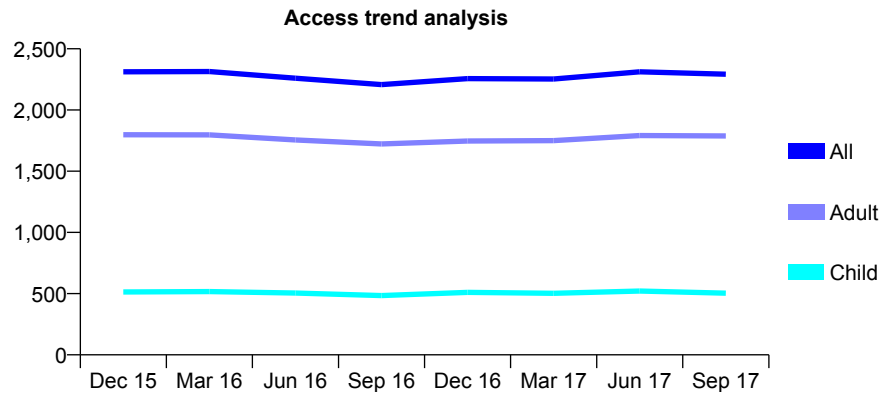
Q68 - Vital Signs At a Glance Contract Report for 993980/0002 - September 2017

Name or company name	MISS SH WILKINSON
Contract type name	GDS Contract
Purpose of contract	General
Contract start date	01/07/2007
Contract end date	

17/18 Contracted general activity (UDA)	6,500
Carry forward general activity (UDA)	0
17/18 Contracted orthodontic activity (UOA)	0
Carry forward orthodontic activity (UOA)	0
Baseline contract value	£166,872.11

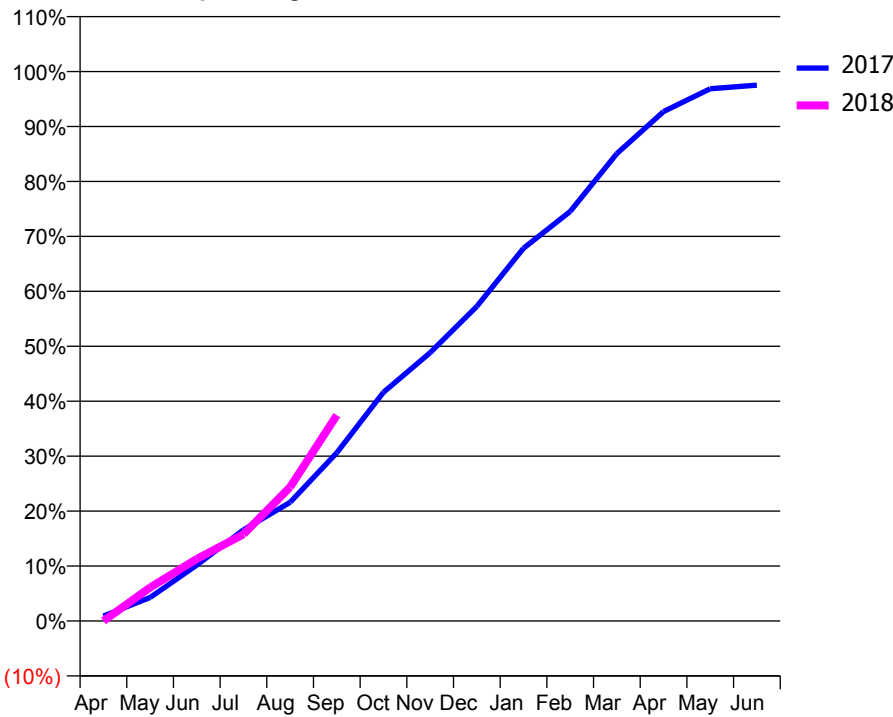
ACCESS*

Patients seen in 24 months	Total	Change since previous quarter
Quarter ending September 2016	2,207	
Quarter ending December 2016	2,257	↑
Quarter ending March 2017	2,253	→
Quarter ending June 2017	2,312	↑
Quarter ending September 2017	2,292	→
Variance since September 2016	3.9%	↑



ACTIVITY

Cumulative percentage of contracted UDA delivered 2017 & 2018



Month	Adjusted Scheduled Activity (UDA)	
	2017	2018
April	59	0
May	279	397
June	661	734
July	1,079	1,027
August	1,405	1,585
September	1,990	2,435
October	2,705	
November	3,175	
December	3,722	
January	4,409	
February	4,845	
March	5,530	
April	6,026	
May	6,296	
June	6,339	

QUALITY

	Quantity	Base Number	Contract	AT	Region	England
% of FP17s for the same patient ID Re-attending within 3 months - Children	10	277	3.6%	9.3%	11.4%	11.9%
% of FP17s for the same patient ID Re-attending within 3 months - Adults	80	940	8.5%	15.0%	15.7%	15.9%
% of FP17s for the same patient ID Re-attending between 3 & 9 months - Children	113	277	40.8%	59.5%	60.6%	58.1%
% of FP17s for the same patient ID Re-attending between 3 & 9 months - Adults	351	940	37.3%	51.2%	52.0%	50.6%
% of FP17s for Band 1 Urgent Courses	27	947	2.9%	9.6%	9.6%	9.1%
% of FP17s Relating to Free Repair or Replacements	9	947	1.0%	0.6%	0.7%	0.8%
% of FP17s Relating to Continuations	1	947	0.1%	0.9%	1.0%	1.1%
% of Patients satisfied with the dentistry they have received	15	17	88.2%	90.4%	91.6%	91.4%
% of Patients satisfied with the time they had to wait for an appointment	16	17	94.1%	87.3%	87.9%	87.7%

* This is based on patients treated on this contract for their most recent course of treatment. Figures in italics indicate the base number of FP17s or Patient Questionnaire responses are less than 100. N/A is shown where the base number of responses is less than 10 during the period. % is calculated as Quantity/Base number*100

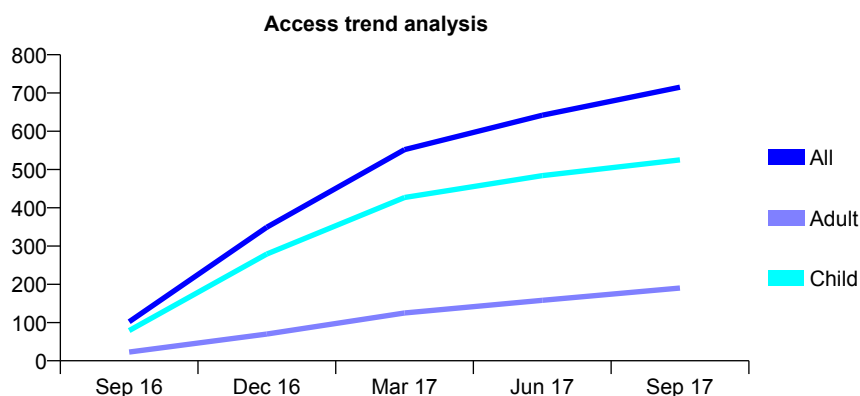
Q69 - Vital Signs At a Glance Contract Report for 100194/0000 - September 2017

Name or company name	Chalfont St Peter Partnership
Contract type name	GDS Contract
Purpose of contract	General
Contract start date	01/08/2016
Contract end date	

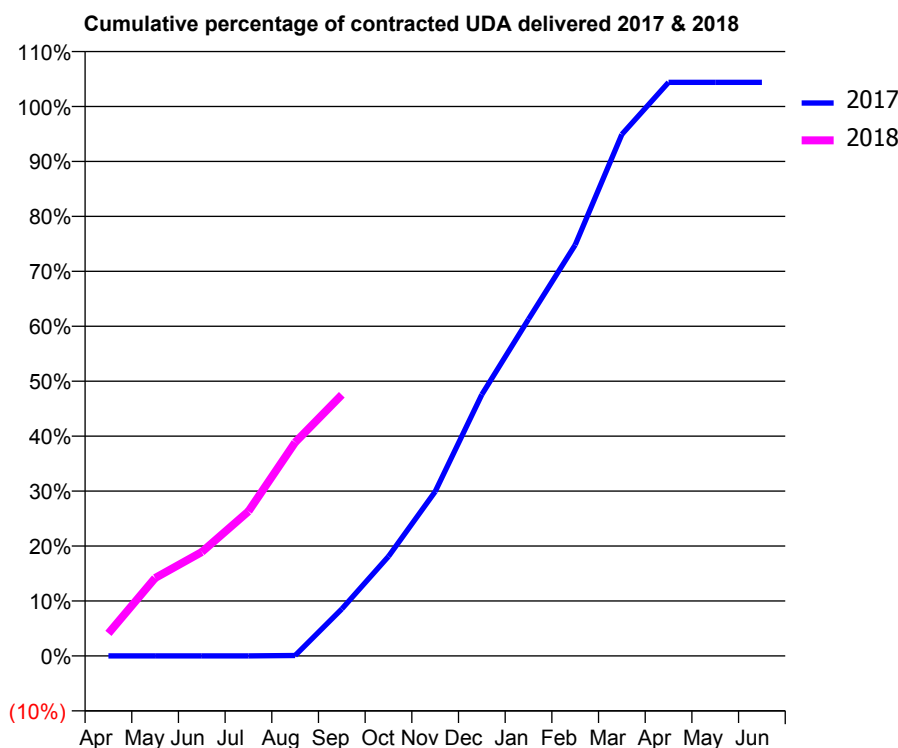
17/18 Contracted general activity (UDA)	1,600
Carry forward general activity (UDA)	-32
17/18 Contracted orthodontic activity (UOA)	0
Carry forward orthodontic activity (UOA)	0
Baseline contract value	£41,152.29

ACCESS*

Patients seen in 24 months	Total	Change since previous quarter
Quarter ending September 2016	102	
Quarter ending December 2016	349	↑
Quarter ending March 2017	552	↑
Quarter ending June 2017	642	↑
Quarter ending September 2017	715	↑
Variance since September 2016	601.0%	↑



ACTIVITY



Month	Adjusted Scheduled Activity (UDA)	
	2017	2018
April	0	66
May	0	227
June	0	303
July	0	421
August	1	622
September	91	761
October	193	
November	319	
December	508	
January	654	
February	798	
March	1,013	
April	1,114	
May	1,114	
June	1,114	

QUALITY

	Quantity	Base Number	Contract	AT	Region	England
% of FP17s for the same patient ID Re-attending within 3 months - Children	15	413	3.6%	11.3%	11.4%	11.9%
% of FP17s for the same patient ID Re-attending within 3 months - Adults	6	93	6.5%	15.0%	15.7%	15.9%
% of FP17s for the same patient ID Re-attending between 3 & 9 months - Children	223	413	54.0%	57.7%	60.6%	58.1%
% of FP17s for the same patient ID Re-attending between 3 & 9 months - Adults	33	93	35.5%	48.5%	52.0%	50.6%
% of FP17s for Band 1 Urgent Courses	18	463	3.9%	9.7%	9.6%	9.1%
% of FP17s Relating to Free Repair or Replacements	0	463	0.0%	0.7%	0.7%	0.8%
% of FP17s Relating to Continuations	0	463	0.0%	0.8%	1.0%	1.1%
% of Patients satisfied with the dentistry they have received	1	1	N/A	92.7%	91.6%	91.4%
% of Patients satisfied with the time they had to wait for an appointment	1	1	N/A	89.7%	87.9%	87.7%

* This is based on patients treated on this contract for their most recent course of treatment. Figures in italics indicate the base number of FP17s or Patient Questionnaire responses are less than 100. N/A is shown where the base number of responses is less than 10 during the period. % is calculated as Quantity/Base number*100

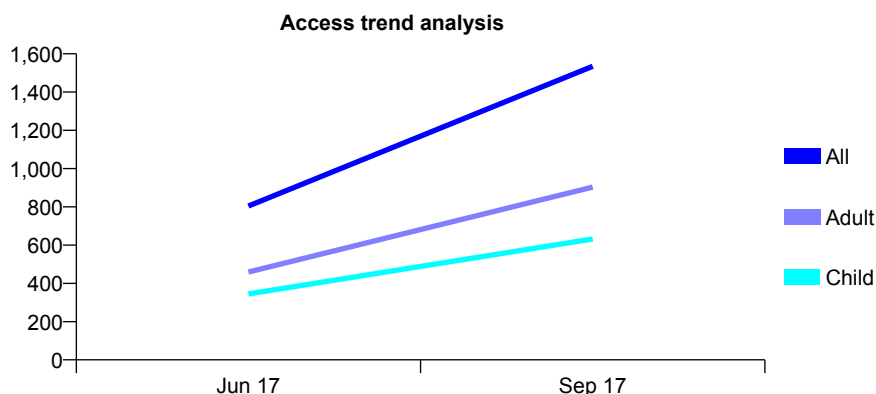
Q69 - Vital Signs At a Glance Contract Report for 100313/0000 - September 2017

Name or company name	OPTIMA CARE (MAIDENHEAD) Ltd
Contract type name	GDS Contract
Purpose of contract	General
Contract start date	01/04/2017
Contract end date	

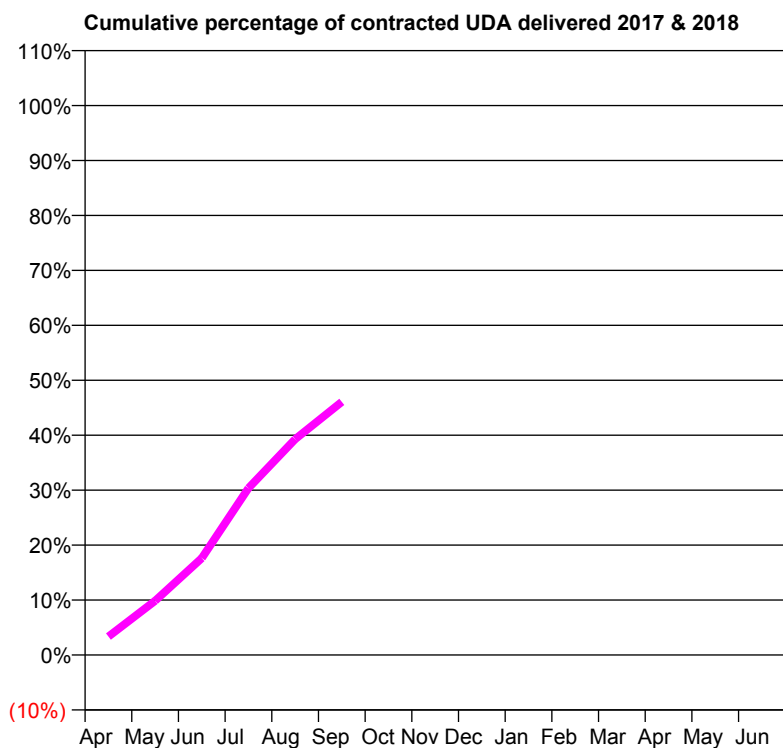
17/18 Contracted general activity (UDA)	6,864
Carry forward general activity (UDA)	0
17/18 Contracted orthodontic activity (UOA)	0
Carry forward orthodontic activity (UOA)	0
Baseline contract value	£178,340.16

ACCESS*

Patients seen in 24 months	Total	Change since previous quarter
Quarter ending September 2016	0	
Quarter ending December 2016	0	
Quarter ending March 2017	0	
Quarter ending June 2017	804	↑
Quarter ending September 2017	1,535	↑
Variance since September 2016	N/A	



ACTIVITY



Month	Adjusted Scheduled Activity (UDA)	
	2017	2018
April	0	231
May	0	677
June	0	1,210
July	0	2,085
August	0	2,696
September	0	3,162
October	0	
November	0	
December	0	
January	0	
February	0	
March	0	
April	0	
May	0	
June	0	

QUALITY

	Quantity	Base Number	Contract	AT	Region	England
% of FP17s for the same patient ID Re-attending within 3 months - Children	36	681	5.3%	11.3%	11.4%	11.9%
% of FP17s for the same patient ID Re-attending within 3 months - Adults	53	961	5.5%	15.0%	15.7%	15.9%
% of FP17s for the same patient ID Re-attending between 3 & 9 months - Children	17	681	2.5%	57.7%	60.6%	58.1%
% of FP17s for the same patient ID Re-attending between 3 & 9 months - Adults	10	961	1.0%	48.5%	52.0%	50.6%
% of FP17s for Band 1 Urgent Courses	143	1,455	9.8%	9.7%	9.6%	9.1%
% of FP17s Relating to Free Repair or Replacements	0	1,455	0.0%	0.7%	0.7%	0.8%
% of FP17s Relating to Continuations	3	1,455	0.2%	0.8%	1.0%	1.1%
% of Patients satisfied with the dentistry they have received	2	2	N/A	92.7%	91.6%	91.4%
% of Patients satisfied with the time they had to wait for an appointment	2	2	N/A	89.7%	87.9%	87.7%

* This is based on patients treated on this contract for their most recent course of treatment. Figures in italics indicate the base number of FP17s or Patient Questionnaire responses are less than 100. N/A is shown where the base number of responses is less than 10 during the period. % is calculated as Quantity/Base number*100

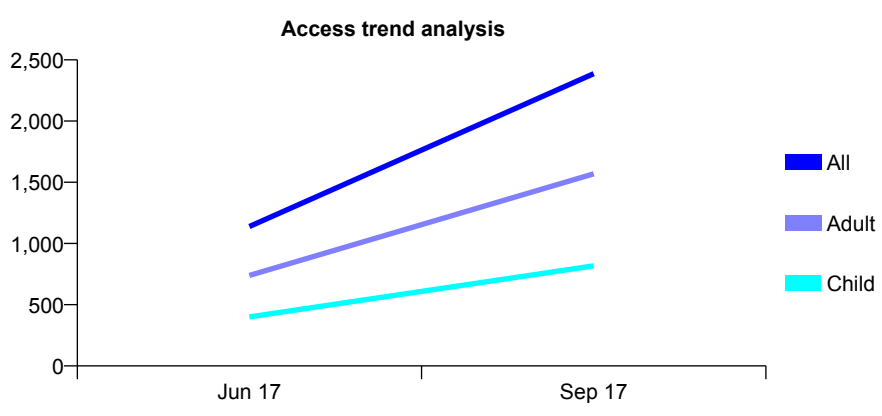
Q69 - Vital Signs At a Glance Contract Report for 100322/0000 - September 2017

Name or company name	Mr A Rai & Mr F Tahir
Contract type name	GDS Contract
Purpose of contract	General
Contract start date	01/04/2017
Contract end date	

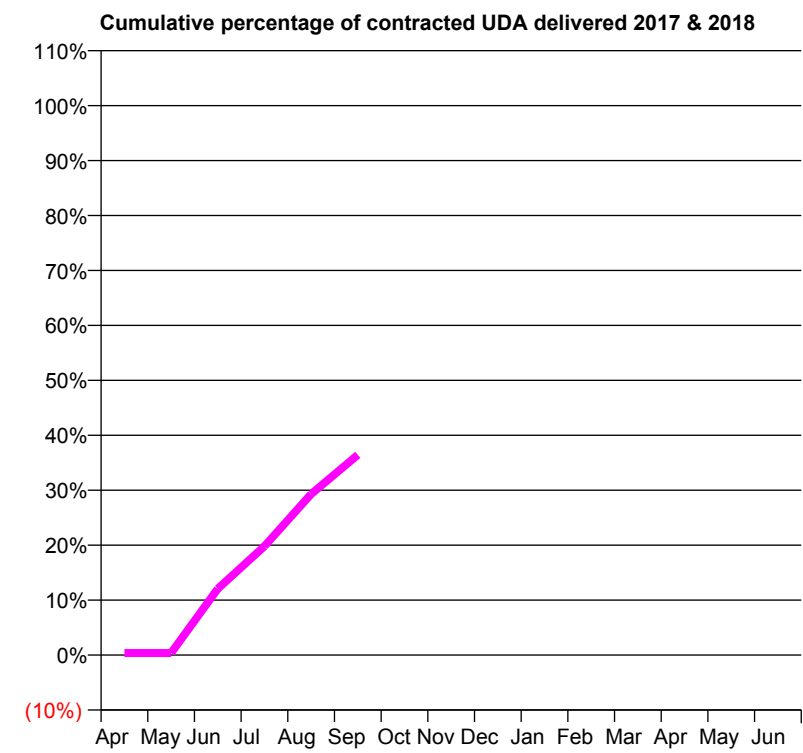
17/18 Contracted general activity (UDA)	13,398
Carry forward general activity (UDA)	0
17/18 Contracted orthodontic activity (UOA)	0
Carry forward orthodontic activity (UOA)	0
Baseline contract value	£303,854.90

ACCESS*

Patients seen in 24 months	Total	Change since previous quarter
Quarter ending September 2016	0	
Quarter ending December 2016	0	
Quarter ending March 2017	0	
Quarter ending June 2017	1,139	↑
Quarter ending September 2017	2,387	↑
Variance since September 2016	N/A	



ACTIVITY



Month	Adjusted Scheduled Activity (UDA)	
	2017	2018
April	0	49
May	0	49
June	0	1,617
July	0	2,653
August	0	3,927
September	0	4,882
October	0	
November	0	
December	0	
January	0	
February	0	
March	0	
April	0	
May	0	
June	0	

QUALITY

	Quantity	Base Number	Contract	AT	Region	England
% of FP17s for the same patient ID Re-attending within 3 months - Children	35	914	3.8%	11.3%	11.4%	11.9%
% of FP17s for the same patient ID Re-attending within 3 months - Adults	138	1,895	7.3%	15.0%	15.7%	15.9%
% of FP17s for the same patient ID Re-attending between 3 & 9 months - Children	20	914	2.2%	57.7%	60.6%	58.1%
% of FP17s for the same patient ID Re-attending between 3 & 9 months - Adults	52	1,895	2.7%	48.5%	52.0%	50.6%
% of FP17s for Band 1 Urgent Courses	326	2,809	11.6%	9.7%	9.6%	9.1%
% of FP17s Relating to Free Repair or Replacements	9	2,809	0.3%	0.7%	0.7%	0.8%
% of FP17s Relating to Continuations	9	2,809	0.3%	0.8%	1.0%	1.1%
% of Patients satisfied with the dentistry they have received	0	1	N/A	92.7%	91.6%	91.4%
% of Patients satisfied with the time they had to wait for an appointment	1	1	N/A	89.7%	87.9%	87.7%

* This is based on patients treated on this contract for their most recent course of treatment. Figures in italics indicate the base number of FP17s or Patient Questionnaire responses are less than 100. N/A is shown where the base number of responses is less than 10 during the period. % is calculated as Quantity/Base number*100

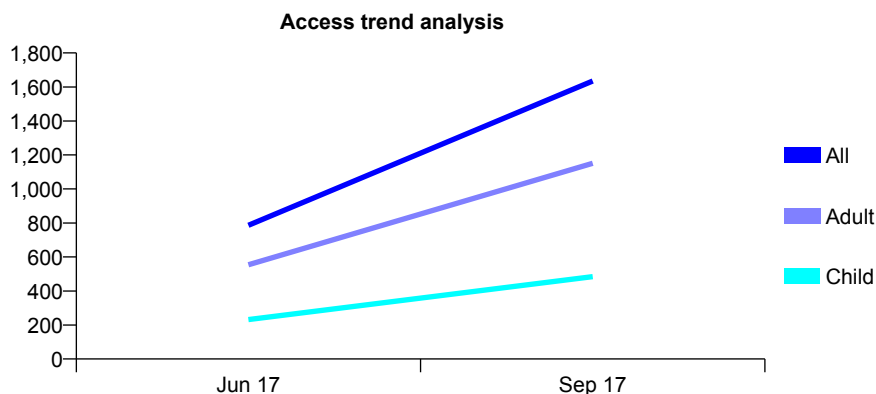
Q69 - Vital Signs At a Glance Contract Report for 100323/0000 - September 2017

Name or company name	Mr A Rai & Mr F Tahir
Contract type name	GDS Contract
Purpose of contract	General
Contract start date	01/04/2017
Contract end date	

17/18 Contracted general activity (UDA)	12,351
Carry forward general activity (UDA)	0
17/18 Contracted orthodontic activity (UOA)	0
Carry forward orthodontic activity (UOA)	0
Baseline contract value	£281,066.04

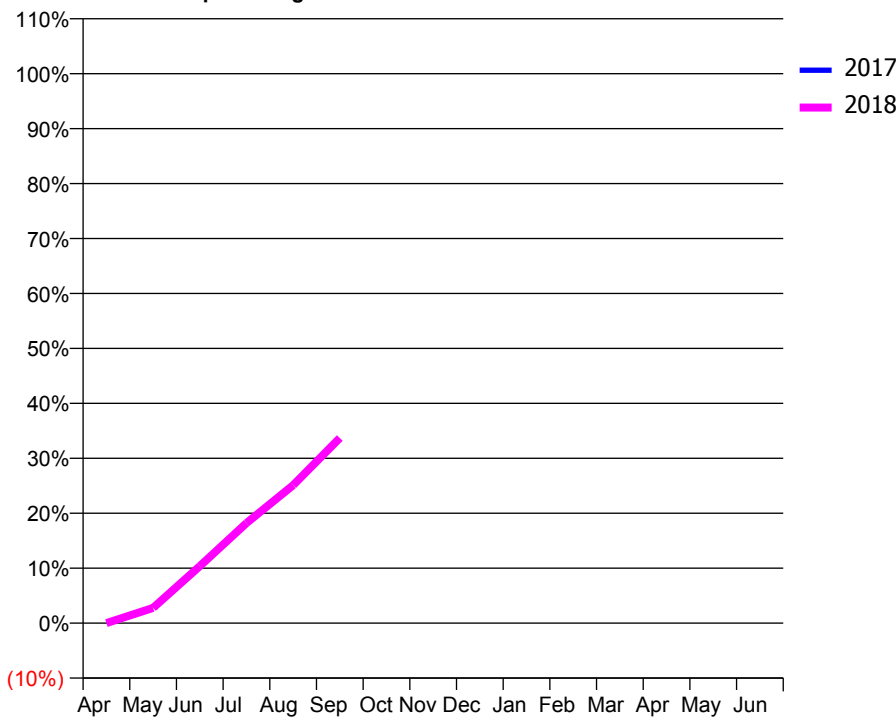
ACCESS*

Patients seen in 24 months	Total	Change since previous quarter
Quarter ending September 2016	0	
Quarter ending December 2016	0	
Quarter ending March 2017	0	
Quarter ending June 2017	786	↑
Quarter ending September 2017	1,635	↑
Variance since September 2016	N/A	



ACTIVITY

Cumulative percentage of contracted UDA delivered 2017 & 2018



Month	Adjusted Scheduled Activity (UDA)	
	2017	2018
April	0	0
May	0	342
June	0	1,281
July	0	2,248
August	0	3,102
September	0	4,162
October	0	
November	0	
December	0	
January	0	
February	0	
March	0	
April	0	
May	0	
June	0	

QUALITY

	Quantity	Base Number	Contract	AT	Region	England
% of FP17s for the same patient ID Re-attending within 3 months - Children	19	549	3.5%	11.3%	11.4%	11.9%
% of FP17s for the same patient ID Re-attending within 3 months - Adults	184	1,496	12.3%	15.0%	15.7%	15.9%
% of FP17s for the same patient ID Re-attending between 3 & 9 months - Children	18	549	3.3%	57.7%	60.6%	58.1%
% of FP17s for the same patient ID Re-attending between 3 & 9 months - Adults	34	1,496	2.3%	48.5%	52.0%	50.6%
% of FP17s for Band 1 Urgent Courses	372	2,045	18.2%	9.7%	9.6%	9.1%
% of FP17s Relating to Free Repair or Replacements	17	2,045	0.8%	0.7%	0.7%	0.8%
% of FP17s Relating to Continuations	22	2,045	1.1%	0.8%	1.0%	1.1%
% of Patients satisfied with the dentistry they have received	1	1	N/A	92.7%	91.6%	91.4%
% of Patients satisfied with the time they had to wait for an appointment	1	1	N/A	89.7%	87.9%	87.7%

* This is based on patients treated on this contract for their most recent course of treatment. Figures in italics indicate the base number of FP17s or Patient Questionnaire responses are less than 100. N/A is shown where the base number of responses is less than 10 during the period. % is calculated as Quantity/Base number*100

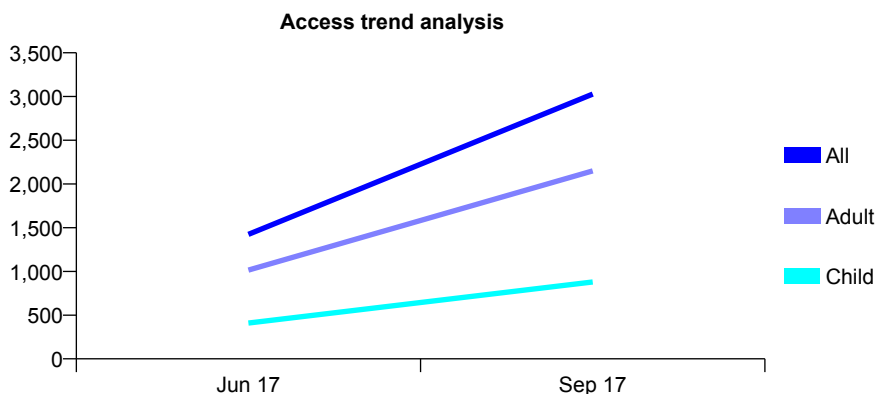
Q69 - Vital Signs At a Glance Contract Report for 100333/0000 - September 2017

Name or company name	Dentalcare Limited
Contract type name	GDS Contract
Purpose of contract	General
Contract start date	01/04/2017
Contract end date	

17/18 Contracted general activity (UDA)	14,474
Carry forward general activity (UDA)	0
17/18 Contracted orthodontic activity (UOA)	0
Carry forward orthodontic activity (UOA)	0
Baseline contract value	£329,352.30

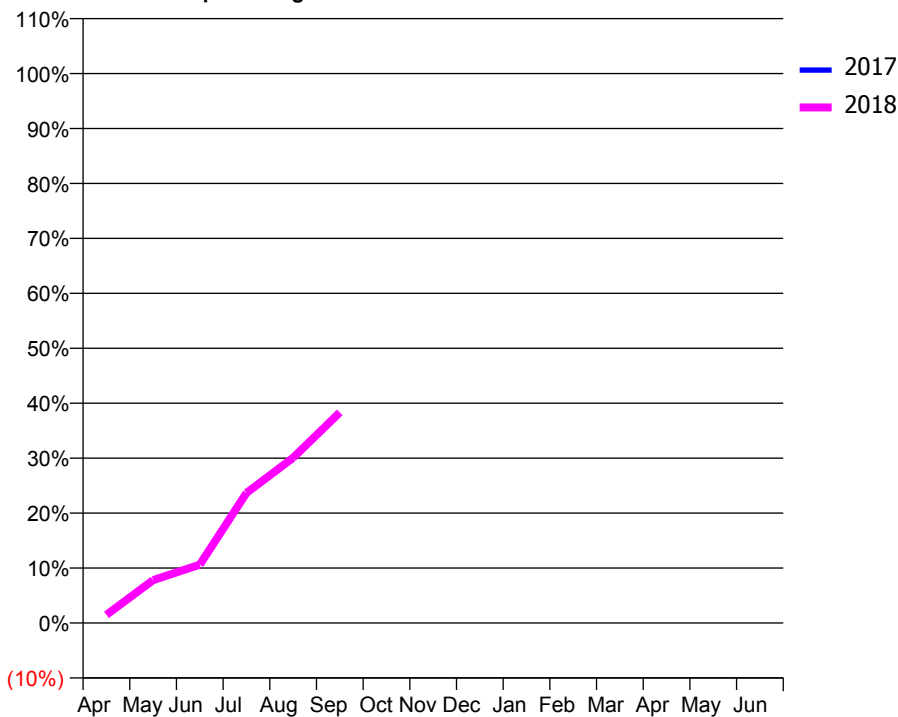
ACCESS*

Patients seen in 24 months	Total	Change since previous quarter
Quarter ending September 2016	0	
Quarter ending December 2016	0	
Quarter ending March 2017	0	
Quarter ending June 2017	1,424	↑
Quarter ending September 2017	3,028	↑
Variance since September 2016	N/A	



ACTIVITY

Cumulative percentage of contracted UDA delivered 2017 & 2018



Month	Adjusted Scheduled Activity (UDA)	
	2017	2018
April	0	216
May	0	1,130
June	0	1,538
July	0	3,428
August	0	4,355
September	0	5,549
October	0	
November	0	
December	0	
January	0	
February	0	
March	0	
April	0	
May	0	
June	0	

QUALITY

	Quantity	Base Number	Contract	AT	Region	England
% of FP17s for the same patient ID Re-attending within 3 months - Children	25	898	2.8%	11.3%	11.4%	11.9%
% of FP17s for the same patient ID Re-attending within 3 months - Adults	226	2,372	9.5%	15.0%	15.7%	15.9%
% of FP17s for the same patient ID Re-attending between 3 & 9 months - Children	16	898	1.8%	57.7%	60.6%	58.1%
% of FP17s for the same patient ID Re-attending between 3 & 9 months - Adults	41	2,372	1.7%	48.5%	52.0%	50.6%
% of FP17s for Band 1 Urgent Courses	308	3,270	9.4%	9.7%	9.6%	9.1%
% of FP17s Relating to Free Repair or Replacements	36	3,270	1.1%	0.7%	0.7%	0.8%
% of FP17s Relating to Continuations	3	3,270	0.1%	0.8%	1.0%	1.1%
% of Patients satisfied with the dentistry they have received	4	4	N/A	92.7%	91.6%	91.4%
% of Patients satisfied with the time they had to wait for an appointment	2	4	N/A	89.7%	87.9%	87.7%

* This is based on patients treated on this contract for their most recent course of treatment. Figures in italics indicate the base number of FP17s or Patient Questionnaire responses are less than 100. N/A is shown where the base number of responses is less than 10 during the period. % is calculated as Quantity/Base number*100

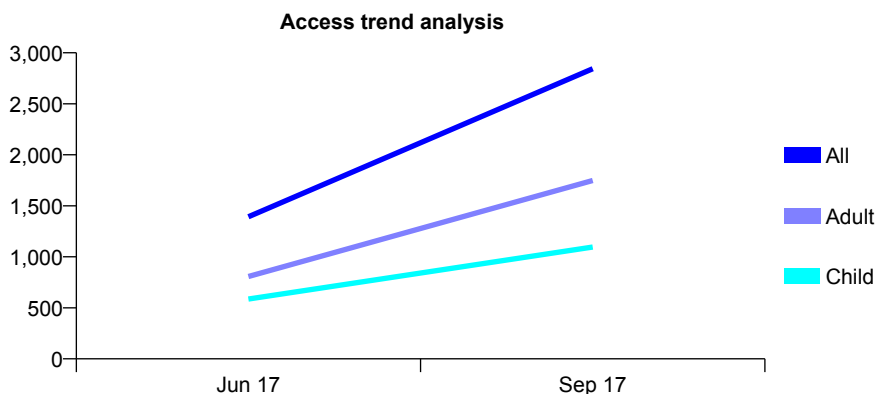
Q69 - Vital Signs At a Glance Contract Report for 100347/0000 - September 2017

Name or company name	PURESMILE EARLEY LTD
Contract type name	GDS Contract
Purpose of contract	General
Contract start date	01/04/2017
Contract end date	

17/18 Contracted general activity (UDA)	14,067
Carry forward general activity (UDA)	0
17/18 Contracted orthodontic activity (UOA)	0
Carry forward orthodontic activity (UOA)	0
Baseline contract value	£325,387.61

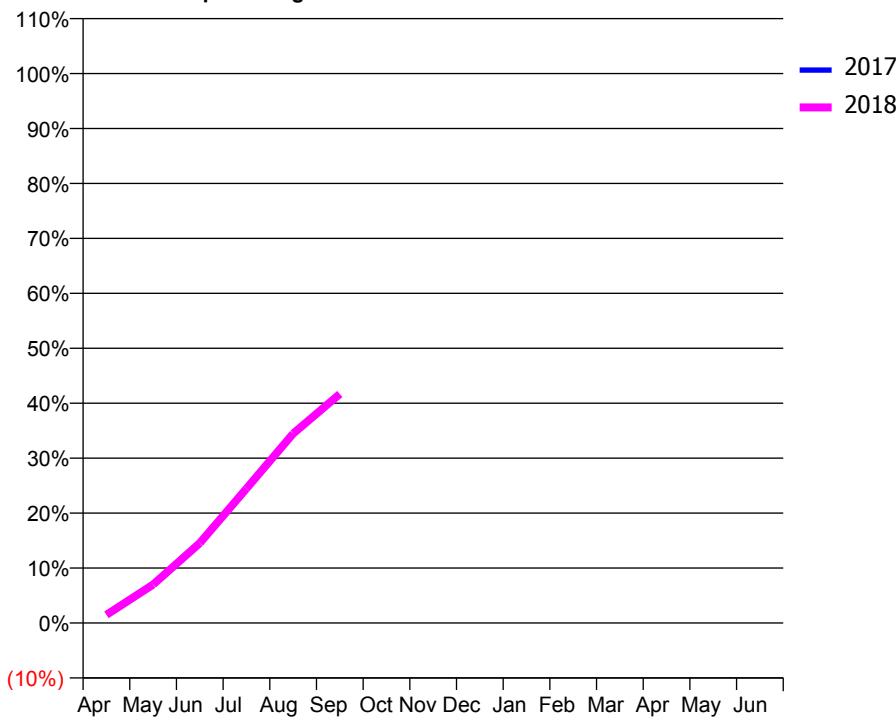
ACCESS*

Patients seen in 24 months	Total	Change since previous quarter
Quarter ending September 2016	0	
Quarter ending December 2016	0	
Quarter ending March 2017	0	
Quarter ending June 2017	1,393	↑
Quarter ending September 2017	2,844	↑
Variance since September 2016	N/A	



ACTIVITY

Cumulative percentage of contracted UDA delivered 2017 & 2018



Month	Adjusted Scheduled Activity (UDA)	
	2017	2018
April	0	209
May	0	983
June	0	2,047
July	0	3,441
August	0	4,850
September	0	5,862
October	0	
November	0	
December	0	
January	0	
February	0	
March	0	
April	0	
May	0	
June	0	

QUALITY

	Quantity	Base Number	Contract	AT	Region	England
% of FP17s for the same patient ID Re-attending within 3 months - Children	40	1,145	3.5%	11.3%	11.4%	11.9%
% of FP17s for the same patient ID Re-attending within 3 months - Adults	112	1,815	6.2%	15.0%	15.7%	15.9%
% of FP17s for the same patient ID Re-attending between 3 & 9 months - Children	28	1,145	2.4%	57.7%	60.6%	58.1%
% of FP17s for the same patient ID Re-attending between 3 & 9 months - Adults	21	1,815	1.2%	48.5%	52.0%	50.6%
% of FP17s for Band 1 Urgent Courses	225	2,960	7.6%	9.7%	9.6%	9.1%
% of FP17s Relating to Free Repair or Replacements	34	2,960	1.1%	0.7%	0.7%	0.8%
% of FP17s Relating to Continuations	12	2,960	0.4%	0.8%	1.0%	1.1%
% of Patients satisfied with the dentistry they have received	6	7	N/A	92.7%	91.6%	91.4%
% of Patients satisfied with the time they had to wait for an appointment	5	7	N/A	89.7%	87.9%	87.7%

* This is based on patients treated on this contract for their most recent course of treatment. Figures in italics indicate the base number of FP17s or Patient Questionnaire responses are less than 100. N/A is shown where the base number of responses is less than 10 during the period. % is calculated as Quantity/Base number*100

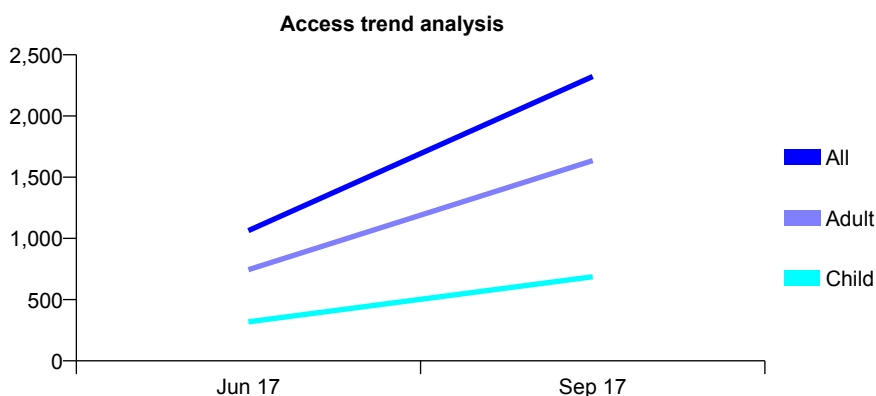
Q69 - Vital Signs At a Glance Contract Report for 100374/0000 - September 2017

Name or company name	Mr A Rai & Mr F Tahir
Contract type name	GDS Contract
Purpose of contract	General
Contract start date	01/04/2017
Contract end date	

17/18 Contracted general activity (UDA)	15,471
Carry forward general activity (UDA)	0
17/18 Contracted orthodontic activity (UOA)	0
Carry forward orthodontic activity (UOA)	0
Baseline contract value	£317,680.74

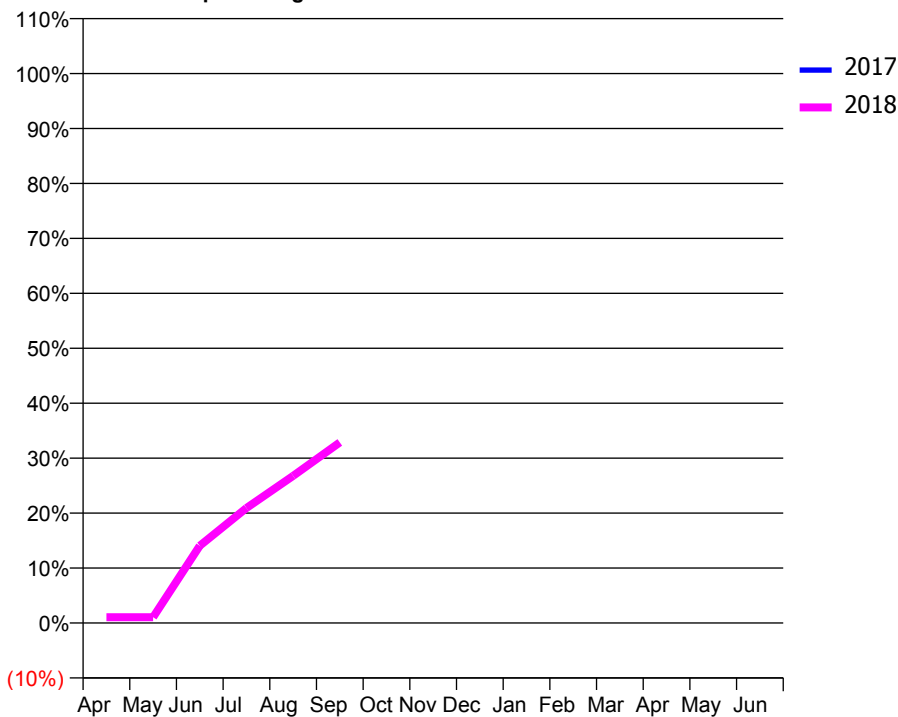
ACCESS*

Patients seen in 24 months	Total	Change since previous quarter
Quarter ending September 2016	0	
Quarter ending December 2016	0	
Quarter ending March 2017	0	
Quarter ending June 2017	1,064	↑
Quarter ending September 2017	2,323	↑
Variance since September 2016	N/A	



ACTIVITY

Cumulative percentage of contracted UDA delivered 2017 & 2018



Month	Adjusted Scheduled Activity (UDA)	
	2017	2018
April	0	163
May	0	163
June	0	2,174
July	0	3,238
August	0	4,143
September	0	5,084
October	0	
November	0	
December	0	
January	0	
February	0	
March	0	
April	0	
May	0	
June	0	

QUALITY

	Quantity	Base Number	Contract	AT	Region	England
% of FP17s for the same patient ID Re-attending within 3 months - Children	38	770	4.9%	11.3%	11.4%	11.9%
% of FP17s for the same patient ID Re-attending within 3 months - Adults	198	2,018	9.8%	15.0%	15.7%	15.9%
% of FP17s for the same patient ID Re-attending between 3 & 9 months - Children	11	770	1.4%	57.7%	60.6%	58.1%
% of FP17s for the same patient ID Re-attending between 3 & 9 months - Adults	39	2,018	1.9%	48.5%	52.0%	50.6%
% of FP17s for Band 1 Urgent Courses	425	2,788	15.2%	9.7%	9.6%	9.1%
% of FP17s Relating to Free Repair or Replacements	4	2,788	0.1%	0.7%	0.7%	0.8%
% of FP17s Relating to Continuations	16	2,788	0.6%	0.8%	1.0%	1.1%
% of Patients satisfied with the dentistry they have received	1	3	N/A	92.7%	91.6%	91.4%
% of Patients satisfied with the time they had to wait for an appointment	1	3	N/A	89.7%	87.9%	87.7%

* This is based on patients treated on this contract for their most recent course of treatment. Figures in italics indicate the base number of FP17s or Patient Questionnaire responses are less than 100. N/A is shown where the base number of responses is less than 10 during the period. % is calculated as Quantity/Base number*100

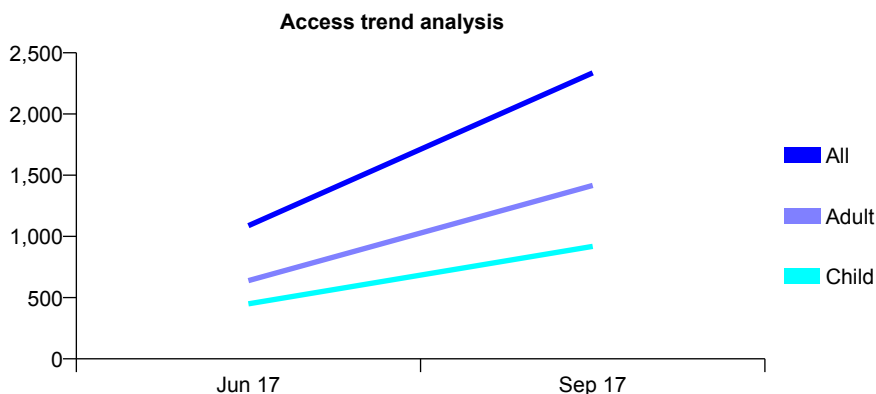
Q69 - Vital Signs At a Glance Contract Report for 100394/0000 - September 2017

Name or company name	Puresmile Marlow
Contract type name	GDS Contract
Purpose of contract	General
Contract start date	01/04/2017
Contract end date	

17/18 Contracted general activity (UDA)	12,000
Carry forward general activity (UDA)	0
17/18 Contracted orthodontic activity (UOA)	0
Carry forward orthodontic activity (UOA)	0
Baseline contract value	£254,630.06

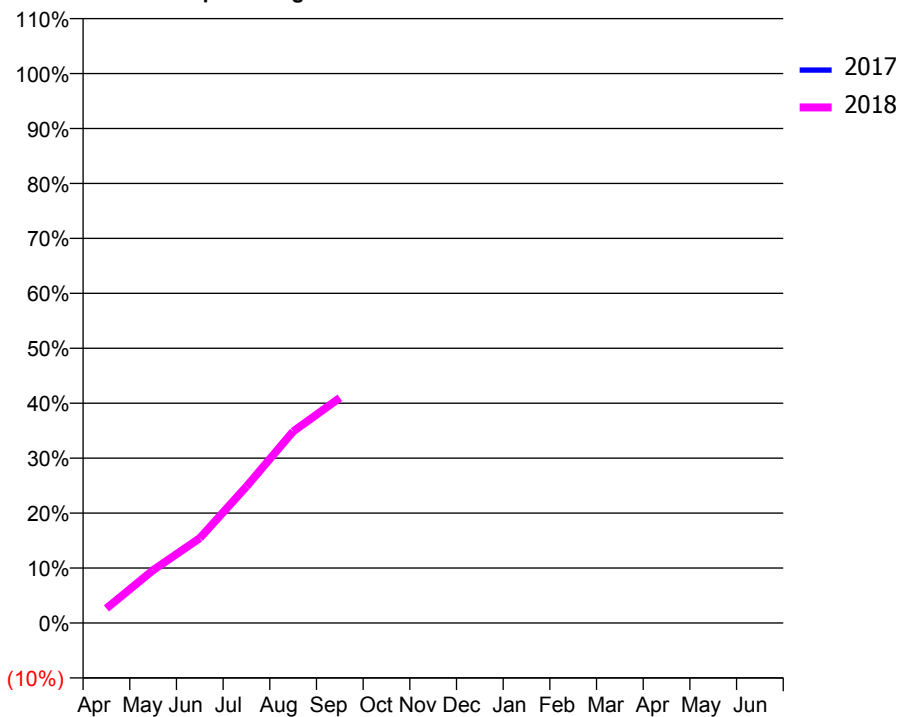
ACCESS*

Patients seen in 24 months	Total	Change since previous quarter
Quarter ending September 2016	0	
Quarter ending December 2016	0	
Quarter ending March 2017	0	
Quarter ending June 2017	1,088	↑
Quarter ending September 2017	2,336	↑
Variance since September 2016	N/A	



ACTIVITY

Cumulative percentage of contracted UDA delivered 2017 & 2018



Month	Adjusted Scheduled Activity (UDA)	
	2017	2018
April	0	319
May	0	1,155
June	0	1,855
July	0	2,979
August	0	4,182
September	0	4,918
October	0	
November	0	
December	0	
January	0	
February	0	
March	0	
April	0	
May	0	
June	0	

QUALITY

	Quantity	Base Number	Contract	AT	Region	England
% of FP17s for the same patient ID Re-attending within 3 months - Children	36	964	3.7%	11.3%	11.4%	11.9%
% of FP17s for the same patient ID Re-attending within 3 months - Adults	157	1,597	9.8%	15.0%	15.7%	15.9%
% of FP17s for the same patient ID Re-attending between 3 & 9 months - Children	22	964	2.3%	57.7%	60.6%	58.1%
% of FP17s for the same patient ID Re-attending between 3 & 9 months - Adults	38	1,597	2.4%	48.5%	52.0%	50.6%
% of FP17s for Band 1 Urgent Courses	261	2,561	10.2%	9.7%	9.6%	9.1%
% of FP17s Relating to Free Repair or Replacements	18	2,561	0.7%	0.7%	0.7%	0.8%
% of FP17s Relating to Continuations	8	2,561	0.3%	0.8%	1.0%	1.1%
% of Patients satisfied with the dentistry they have received	3	4	N/A	92.7%	91.6%	91.4%
% of Patients satisfied with the time they had to wait for an appointment	4	4	N/A	89.7%	87.9%	87.7%

* This is based on patients treated on this contract for their most recent course of treatment. Figures in italics indicate the base number of FP17s or Patient Questionnaire responses are less than 100. N/A is shown where the base number of responses is less than 10 during the period. % is calculated as Quantity/Base number*100

Q69 - Vital Signs At a Glance Contract Report for 100472/0000 - September 2017

Name or company name	Rodericks Dental Limited
Contract type name	GDS Contract
Purpose of contract	General
Contract start date	01/07/2017
Contract end date	

17/18 Contracted general activity (UDA)	13,544
Carry forward general activity (UDA)	0
17/18 Contracted orthodontic activity (UOA)	0
Carry forward orthodontic activity (UOA)	0
Baseline contract value	£351,587.93

ACCESS*

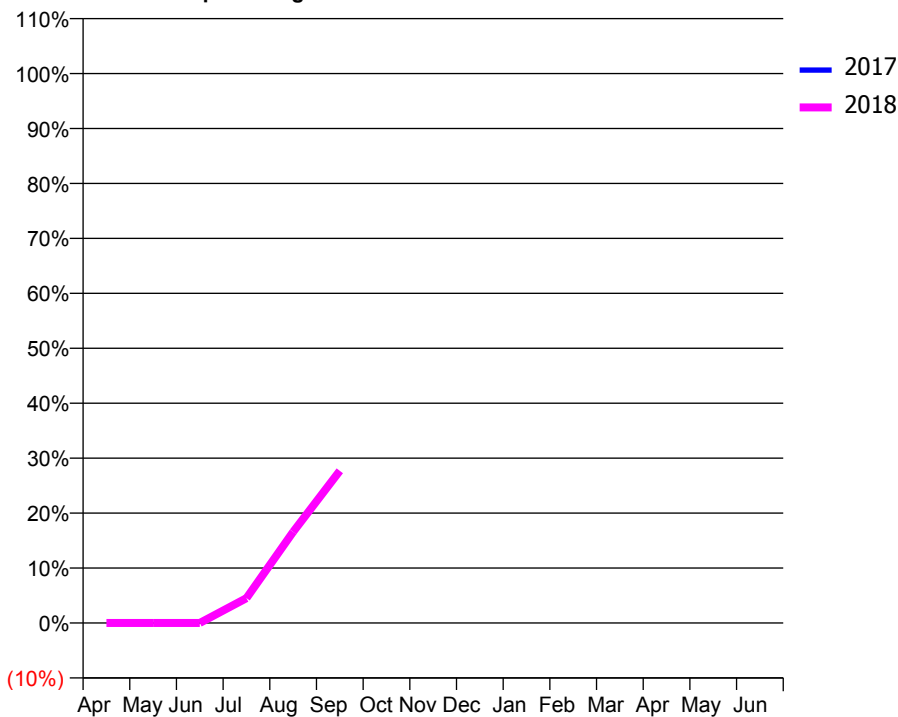
Patients seen in 24 months	Total	Change since previous quarter
Quarter ending September 2016	0	
Quarter ending December 2016	0	
Quarter ending March 2017	0	
Quarter ending June 2017	0	
Quarter ending September 2017	1,861	↑
Variance since September 2016	N/A	

Access trend analysis



ACTIVITY

Cumulative percentage of contracted UDA delivered 2017 & 2018



Adjusted Scheduled Activity (UDA)

Month	2017	2018
April	0	0
May	0	0
June	0	0
July	0	612
August	0	2,247
September	0	3,753
October	0	
November	0	
December	0	
January	0	
February	0	
March	0	
April	0	
May	0	
June	0	

QUALITY

	Quantity	Base Number	Contract	AT	Region	England
% of FP17s for the same patient ID Re-attending within 3 months - Children	4	524	0.8%	11.3%	11.4%	11.9%
% of FP17s for the same patient ID Re-attending within 3 months - Adults	47	1,302	3.6%	15.0%	15.7%	15.9%
% of FP17s for the same patient ID Re-attending between 3 & 9 months - Children	0	524	0.0%	57.7%	60.6%	58.1%
% of FP17s for the same patient ID Re-attending between 3 & 9 months - Adults	0	1,302	0.0%	48.5%	52.0%	50.6%
% of FP17s for Band 1 Urgent Courses	150	1,826	8.2%	9.7%	9.6%	9.1%
% of FP17s Relating to Free Repair or Replacements	8	1,826	0.4%	0.7%	0.7%	0.8%
% of FP17s Relating to Continuations	14	1,826	0.8%	0.8%	1.0%	1.1%
% of Patients satisfied with the dentistry they have received	5	5	N/A	92.7%	91.6%	91.4%
% of Patients satisfied with the time they had to wait for an appointment	5	5	N/A	89.7%	87.9%	87.7%

* This is based on patients treated on this contract for their most recent course of treatment. Figures in italics indicate the base number of FP17s or Patient Questionnaire responses are less than 100. N/A is shown where the base number of responses is less than 10 during the period. % is calculated as Quantity/Base number*100

Q69 - Vital Signs At a Glance Contract Report for 100474/0000 - September 2017


Name or company name	Oxfordshire Priority Dental Service
Contract type name	PDS Contract
Purpose of contract	General
Contract start date	01/07/2017
Contract end date	31/03/2018

17/18 Contracted general activity (UDA)	2,000
Carry forward general activity (UDA)	0
17/18 Contracted orthodontic activity (UOA)	0
Carry forward orthodontic activity (UOA)	0
Baseline contract value	£0.00

ACCESS*

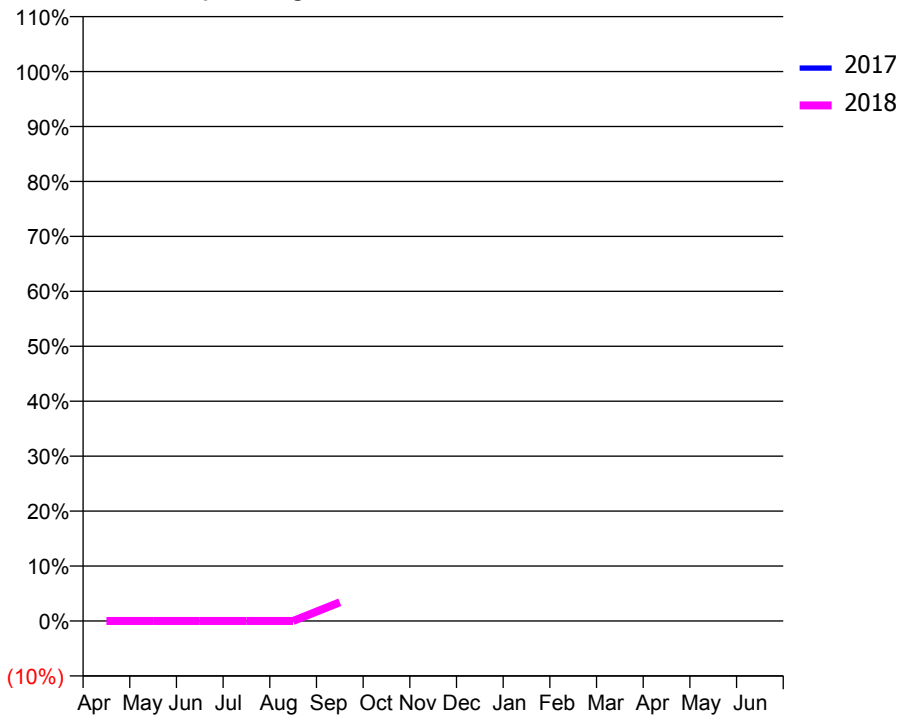
Patients seen in 24 months	Total	Change since previous quarter
Quarter ending September 2016	0	
Quarter ending December 2016	0	
Quarter ending March 2017	0	
Quarter ending June 2017	0	
Quarter ending September 2017	31	↑
Variance since September 2016	N/A	

Access trend analysis



ACTIVITY

Cumulative percentage of contracted UDA delivered 2017 & 2018



Month	Adjusted Scheduled Activity (UDA)	
	2017	2018
April	0	0
May	0	0
June	0	0
July	0	0
August	0	0
September	0	68
October	0	
November	0	
December	0	
January	0	
February	0	
March	0	
April	0	
May	0	
June	0	

QUALITY

	Quantity	Base Number	Contract	AT	Region	England
% of FP17s for the same patient ID Re-attending within 3 months - Children	0	0	N/A	11.3%	11.4%	11.9%
% of FP17s for the same patient ID Re-attending within 3 months - Adults	0	26	0.0%	15.0%	15.7%	15.9%
% of FP17s for the same patient ID Re-attending between 3 & 9 months - Children	0	0	N/A	57.7%	60.6%	58.1%
% of FP17s for the same patient ID Re-attending between 3 & 9 months - Adults	0	26	0.0%	48.5%	52.0%	50.6%
% of FP17s for Band 1 Urgent Courses	1	26	3.8%	9.7%	9.6%	9.1%
% of FP17s Relating to Free Repair or Replacements	0	26	0.0%	0.7%	0.7%	0.8%
% of FP17s Relating to Continuations	0	26	0.0%	0.8%	1.0%	1.1%
% of Patients satisfied with the dentistry they have received	0	0	N/A	92.7%	91.6%	91.4%
% of Patients satisfied with the time they had to wait for an appointment	0	0	N/A	89.7%	87.9%	87.7%

* This is based on patients treated on this contract for their most recent course of treatment. Figures in italics indicate the base number of FP17s or Patient Questionnaire responses are less than 100. N/A is shown where the base number of responses is less than 10 during the period. % is calculated as Quantity/Base number*100

Q69 - Vital Signs At a Glance Contract Report for 100506/0000 - September 2017

Name or company name	Rodericks Dental Limited
Contract type name	GDS Contract
Purpose of contract	General
Contract start date	01/07/2017
Contract end date	

17/18 Contracted general activity (UDA)	8,750
Carry forward general activity (UDA)	0
17/18 Contracted orthodontic activity (UOA)	0
Carry forward orthodontic activity (UOA)	0
Baseline contract value	£229,828.01

ACCESS*

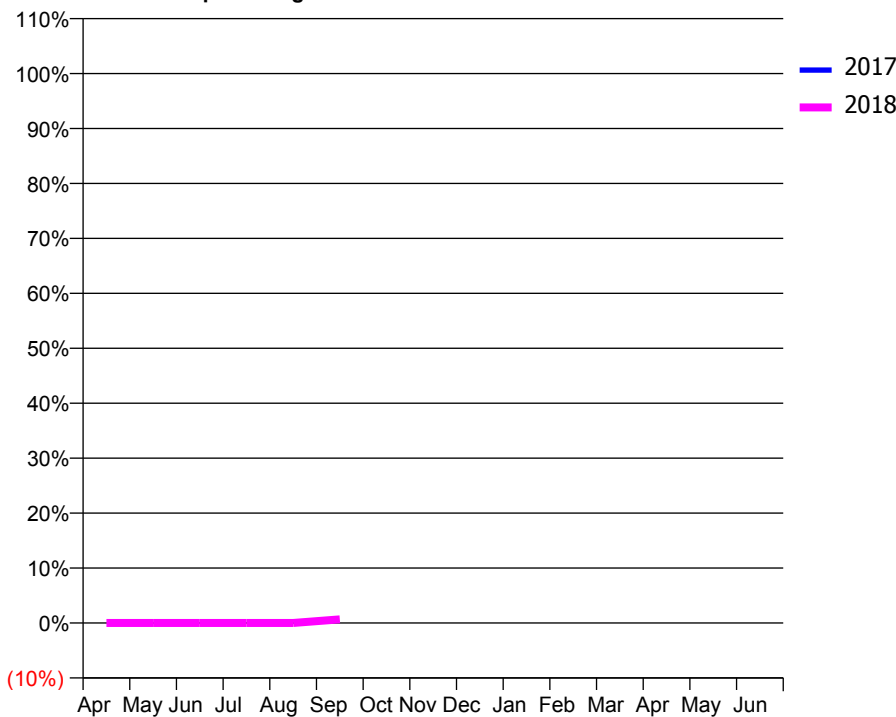
Patients seen in 24 months	Total	Change since previous quarter
Quarter ending September 2016	0	
Quarter ending December 2016	0	
Quarter ending March 2017	0	
Quarter ending June 2017	0	
Quarter ending September 2017	257	↑
Variance since September 2016	N/A	

Access trend analysis



ACTIVITY

Cumulative percentage of contracted UDA delivered 2017 & 2018



Adjusted Scheduled Activity (UDA)

Month	2017	2018
April	0	0
May	0	0
June	0	0
July	0	0
August	0	0
September	0	59
October	0	0
November	0	0
December	0	0
January	0	0
February	0	0
March	0	0
April	0	0
May	0	0
June	0	0

QUALITY

	Quantity	Base Number	Contract	AT	Region	England
% of FP17s for the same patient ID Re-attending within 3 months - Children	0	29	0.0%	11.3%	11.4%	11.9%
% of FP17s for the same patient ID Re-attending within 3 months - Adults	0	20	0.0%	15.0%	15.7%	15.9%
% of FP17s for the same patient ID Re-attending between 3 & 9 months - Children	0	29	0.0%	57.7%	60.6%	58.1%
% of FP17s for the same patient ID Re-attending between 3 & 9 months - Adults	0	20	0.0%	48.5%	52.0%	50.6%
% of FP17s for Band 1 Urgent Courses	12	49	24.5%	9.7%	9.6%	9.1%
% of FP17s Relating to Free Repair or Replacements	0	49	0.0%	0.7%	0.7%	0.8%
% of FP17s Relating to Continuations	0	49	0.0%	0.8%	1.0%	1.1%
% of Patients satisfied with the dentistry they have received	0	0	N/A	92.7%	91.6%	91.4%
% of Patients satisfied with the time they had to wait for an appointment	0	0	N/A	89.7%	87.9%	87.7%

* This is based on patients treated on this contract for their most recent course of treatment. Figures in italics indicate the base number of FP17s or Patient Questionnaire responses are less than 100. N/A is shown where the base number of responses is less than 10 during the period. % is calculated as Quantity/Base number*100

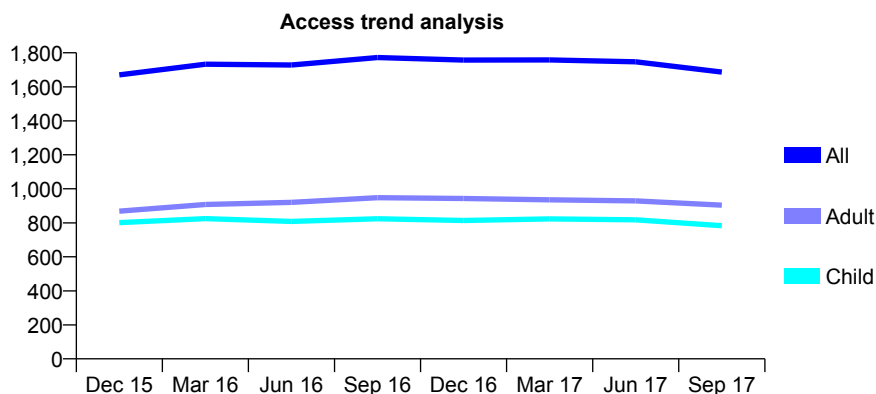
Q69 - Vital Signs At a Glance Contract Report for 101281/0060 - September 2017

Name or company name	OASIS DENTAL CARE LTD
Contract type name	GDS Contract
Purpose of contract	General
Contract start date	01/04/2006
Contract end date	

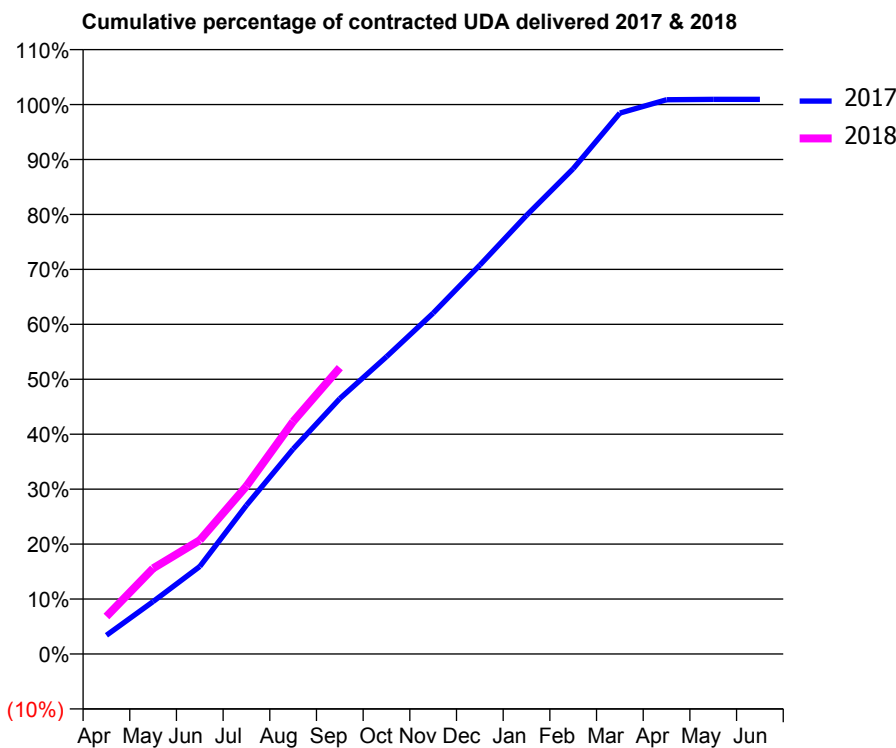
17/18 Contracted general activity (UDA)	3,680
Carry forward general activity (UDA)	-36
17/18 Contracted orthodontic activity (UOA)	0
Carry forward orthodontic activity (UOA)	0
Baseline contract value	£83,964.41

ACCESS*

Patients seen in 24 months	Total	Change since previous quarter
Quarter ending September 2016	1,772	
Quarter ending December 2016	1,757	→
Quarter ending March 2017	1,758	→
Quarter ending June 2017	1,747	→
Quarter ending September 2017	1,687	↓
Variance since September 2016	(4.8%)	↓



ACTIVITY



Month	Adjusted Scheduled Activity (UDA)	
	2017	2018
April	131	252
May	366	574
June	609	762
July	1,036	1,124
August	1,428	1,557
September	1,779	1,918
October	2,071	
November	2,374	
December	2,708	
January	3,055	
February	3,380	
March	3,767	
April	3,860	
May	3,863	
June	3,863	

QUALITY

	Quantity	Base Number	Contract	AT	Region	England
% of FP17s for the same patient ID Re-attending within 3 months - Children	85	698	12.2%	11.3%	11.4%	11.9%
% of FP17s for the same patient ID Re-attending within 3 months - Adults	105	564	18.6%	15.0%	15.7%	15.9%
% of FP17s for the same patient ID Re-attending between 3 & 9 months - Children	426	698	61.0%	57.7%	60.6%	58.1%
% of FP17s for the same patient ID Re-attending between 3 & 9 months - Adults	297	564	52.7%	48.5%	52.0%	50.6%
% of FP17s for Band 1 Urgent Courses	119	1,201	9.9%	9.7%	9.6%	9.1%
% of FP17s Relating to Free Repair or Replacements	0	1,201	0.0%	0.7%	0.7%	0.8%
% of FP17s Relating to Continuations	14	1,201	1.2%	0.8%	1.0%	1.1%
% of Patients satisfied with the dentistry they have received	4	4	N/A	92.7%	91.6%	91.4%
% of Patients satisfied with the time they had to wait for an appointment	4	4	N/A	89.7%	87.9%	87.7%

* This is based on patients treated on this contract for their most recent course of treatment. Figures in italics indicate the base number of FP17s or Patient Questionnaire responses are less than 100. N/A is shown where the base number of responses is less than 10 during the period. % is calculated as Quantity/Base number*100

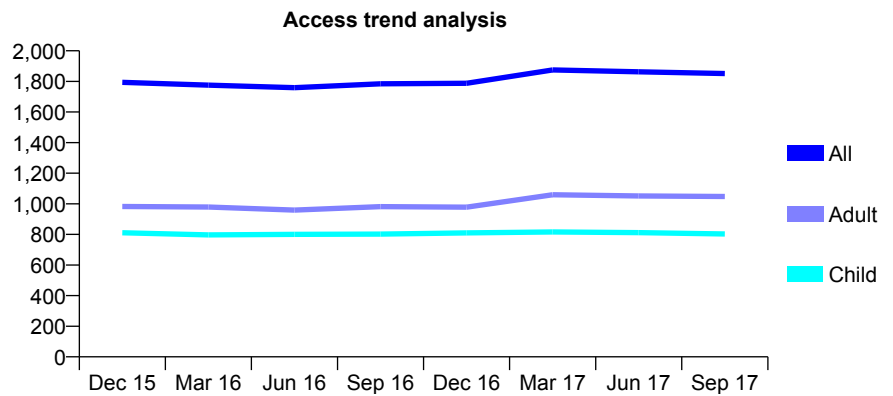
Q69 - Vital Signs At a Glance Contract Report for 101281/0061 - September 2017

Name or company name	OASIS DENTAL CARE LTD
Contract type name	GDS Contract
Purpose of contract	General
Contract start date	01/04/2006
Contract end date	

17/18 Contracted general activity (UDA)	4,153
Carry forward general activity (UDA)	-83
17/18 Contracted orthodontic activity (UOA)	0
Carry forward orthodontic activity (UOA)	0
Baseline contract value	£89,617.60

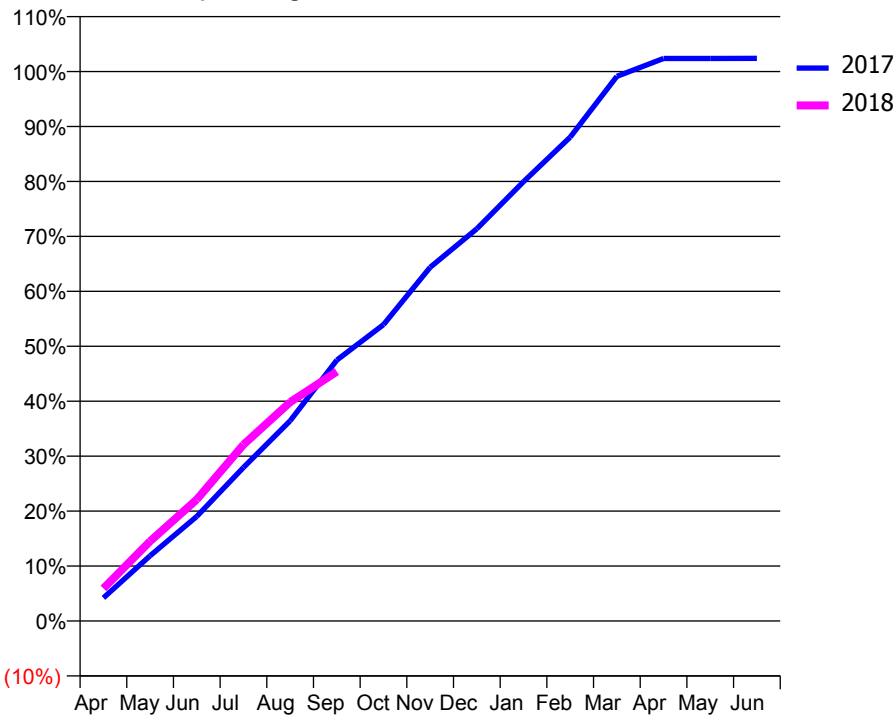
ACCESS*

Patients seen in 24 months	Total	Change since previous quarter
Quarter ending September 2016	1,784	
Quarter ending December 2016	1,788	→
Quarter ending March 2017	1,875	↑
Quarter ending June 2017	1,863	→
Quarter ending September 2017	1,851	→
Variance since September 2016	3.8%	↑



ACTIVITY

Cumulative percentage of contracted UDA delivered 2017 & 2018



Month	Adjusted Scheduled Activity (UDA)	
	2017	2018
April	175	246
May	493	603
June	791	919
July	1,160	1,333
August	1,513	1,655
September	1,972	1,885
October	2,240	
November	2,673	
December	2,964	
January	3,320	
February	3,657	
March	4,116	
April	4,252	
May	4,252	
June	4,253	

QUALITY

	Quantity	Base Number	Contract	AT	Region	England
% of FP17s for the same patient ID Re-attending within 3 months - Children	37	565	6.5%	11.3%	11.4%	11.9%
% of FP17s for the same patient ID Re-attending within 3 months - Adults	83	579	14.3%	15.0%	15.7%	15.9%
% of FP17s for the same patient ID Re-attending between 3 & 9 months - Children	339	565	60.0%	57.7%	60.6%	58.1%
% of FP17s for the same patient ID Re-attending between 3 & 9 months - Adults	266	579	45.9%	48.5%	52.0%	50.6%
% of FP17s for Band 1 Urgent Courses	73	1,083	6.7%	9.7%	9.6%	9.1%
% of FP17s Relating to Free Repair or Replacements	2	1,083	0.2%	0.7%	0.7%	0.8%
% of FP17s Relating to Continuations	0	1,083	0.0%	0.8%	1.0%	1.1%
% of Patients satisfied with the dentistry they have received	4	4	N/A	92.7%	91.6%	91.4%
% of Patients satisfied with the time they had to wait for an appointment	4	4	N/A	89.7%	87.9%	87.7%

* This is based on patients treated on this contract for their most recent course of treatment. Figures in italics indicate the base number of FP17s or Patient Questionnaire responses are less than 100. N/A is shown where the base number of responses is less than 10 during the period. % is calculated as Quantity/Base number*100

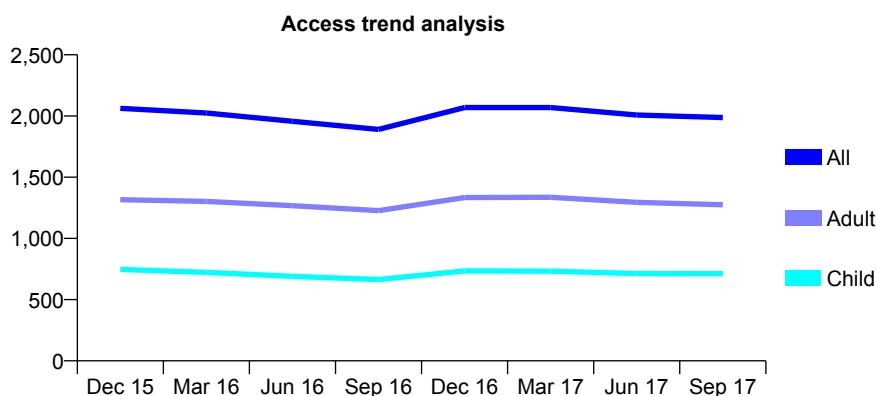
Q69 - Vital Signs At a Glance Contract Report for 101281/0073 - September 2017

Name or company name	OASIS DENTAL CARE LTD
Contract type name	GDS Contract
Purpose of contract	General
Contract start date	01/04/2006
Contract end date	

17/18 Contracted general activity (UDA)	4,800
Carry forward general activity (UDA)	-27
17/18 Contracted orthodontic activity (UOA)	0
Carry forward orthodontic activity (UOA)	0
Baseline contract value	£109,601.33

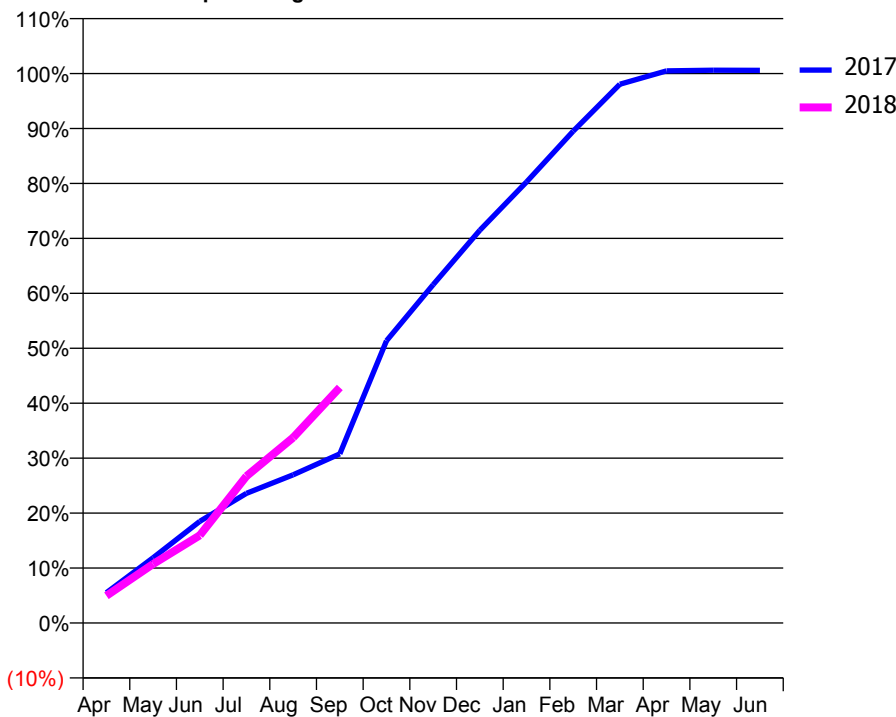
ACCESS*

Patients seen in 24 months	Total	Change since previous quarter
Quarter ending September 2016	1,891	
Quarter ending December 2016	2,069	↑
Quarter ending March 2017	2,069	→
Quarter ending June 2017	2,008	↓
Quarter ending September 2017	1,987	↓
Variance since September 2016	5.1%	↑



ACTIVITY

Cumulative percentage of contracted UDA delivered 2017 & 2018



Month	Adjusted Scheduled Activity (UDA)	
	2017	2018
April	265	238
May	570	516
June	888	766
July	1,133	1,283
August	1,294	1,620
September	1,478	2,057
October	2,465	
November	2,955	
December	3,431	
January	3,853	
February	4,296	
March	4,707	
April	4,823	
May	4,828	
June	4,827	

QUALITY

	Quantity	Base Number	Contract	AT	Region	England
% of FP17s for the same patient ID Re-attending within 3 months - Children	37	510	7.3%	11.3%	11.4%	11.9%
% of FP17s for the same patient ID Re-attending within 3 months - Adults	68	745	9.1%	15.0%	15.7%	15.9%
% of FP17s for the same patient ID Re-attending between 3 & 9 months - Children	321	510	62.9%	57.7%	60.6%	58.1%
% of FP17s for the same patient ID Re-attending between 3 & 9 months - Adults	478	745	64.2%	48.5%	52.0%	50.6%
% of FP17s for Band 1 Urgent Courses	72	1,187	6.1%	9.7%	9.6%	9.1%
% of FP17s Relating to Free Repair or Replacements	14	1,187	1.2%	0.7%	0.7%	0.8%
% of FP17s Relating to Continuations	1	1,187	0.1%	0.8%	1.0%	1.1%
% of Patients satisfied with the dentistry they have received	7	7	N/A	92.7%	91.6%	91.4%
% of Patients satisfied with the time they had to wait for an appointment	7	7	N/A	89.7%	87.9%	87.7%

* This is based on patients treated on this contract for their most recent course of treatment. Figures in italics indicate the base number of FP17s or Patient Questionnaire responses are less than 100. N/A is shown where the base number of responses is less than 10 during the period. % is calculated as Quantity/Base number*100

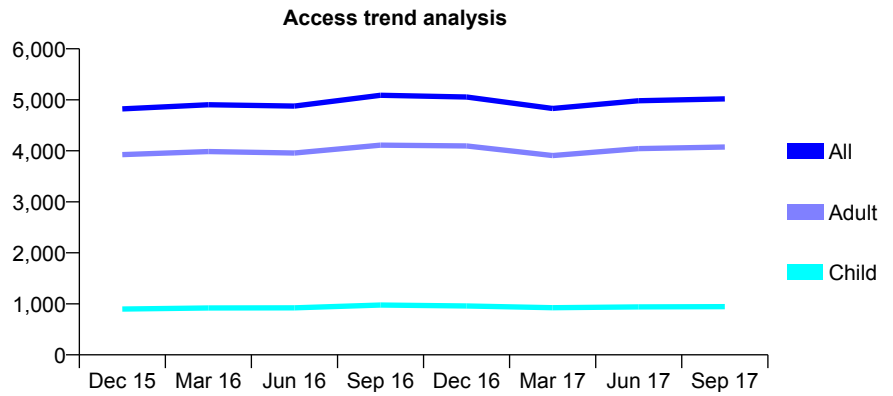
Q69 - Vital Signs At a Glance Contract Report for 101281/0074 - September 2017

Name or company name	OASIS DENTAL CARE LTD
Contract type name	GDS Contract
Purpose of contract	General
Contract start date	01/04/2006
Contract end date	

17/18 Contracted general activity (UDA)	12,288
Carry forward general activity (UDA)	0
17/18 Contracted orthodontic activity (UOA)	0
Carry forward orthodontic activity (UOA)	0
Baseline contract value	£273,694.44

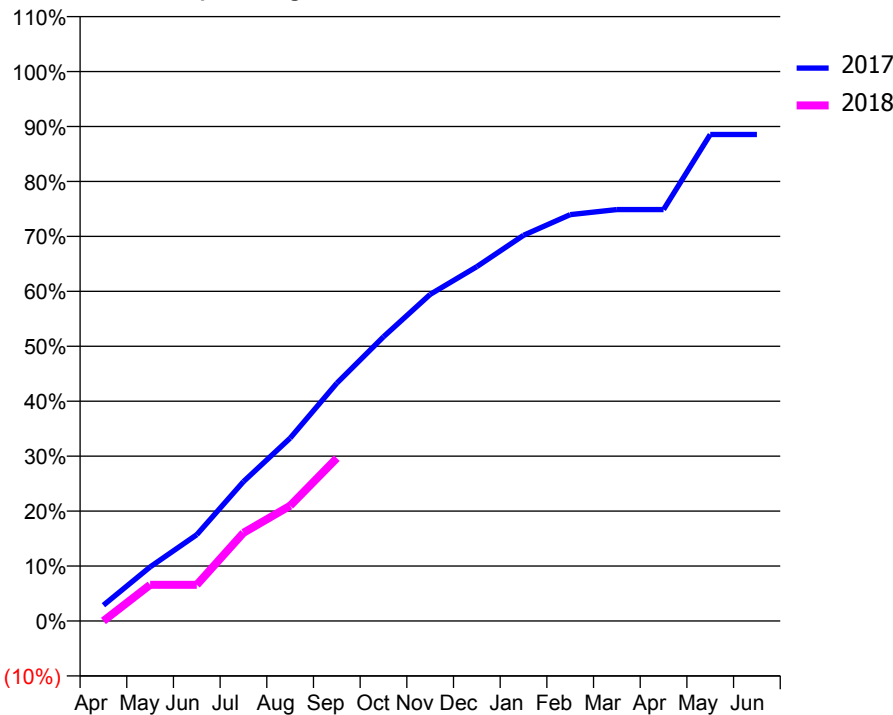
ACCESS*

Patients seen in 24 months	Total	Change since previous quarter
Quarter ending September 2016	5,089	
Quarter ending December 2016	5,054	→
Quarter ending March 2017	4,831	↓
Quarter ending June 2017	4,981	↑
Quarter ending September 2017	5,019	→
Variance since September 2016	(1.4%)	↓



ACTIVITY

Cumulative percentage of contracted UDA delivered 2017 & 2018



Month	Adjusted Scheduled Activity (UDA)	
	2017	2018
April	354	0
May	1,210	810
June	1,930	810
July	3,119	1,973
August	4,089	2,579
September	5,319	3,641
October	6,355	
November	7,305	
December	7,924	
January	8,625	
February	9,087	
March	9,200	
April	9,200	
May	10,880	
June	10,880	

QUALITY

	Quantity	Base Number	Contract	AT	Region	England
% of FP17s for the same patient ID Re-attending within 3 months - Children	18	586	3.1%	11.3%	11.4%	11.9%
% of FP17s for the same patient ID Re-attending within 3 months - Adults	211	2,204	9.6%	15.0%	15.7%	15.9%
% of FP17s for the same patient ID Re-attending between 3 & 9 months - Children	295	586	50.3%	57.7%	60.6%	58.1%
% of FP17s for the same patient ID Re-attending between 3 & 9 months - Adults	828	2,204	37.6%	48.5%	52.0%	50.6%
% of FP17s for Band 1 Urgent Courses	165	1,878	8.8%	9.7%	9.6%	9.1%
% of FP17s Relating to Free Repair or Replacements	0	1,878	0.0%	0.7%	0.7%	0.8%
% of FP17s Relating to Continuations	3	1,878	0.2%	0.8%	1.0%	1.1%
% of Patients satisfied with the dentistry they have received	12	12	100.0%	92.7%	91.6%	91.4%
% of Patients satisfied with the time they had to wait for an appointment	12	12	100.0%	89.7%	87.9%	87.7%

* This is based on patients treated on this contract for their most recent course of treatment. Figures in italics indicate the base number of FP17s or Patient Questionnaire responses are less than 100. N/A is shown where the base number of responses is less than 10 during the period. % is calculated as Quantity/Base number*100

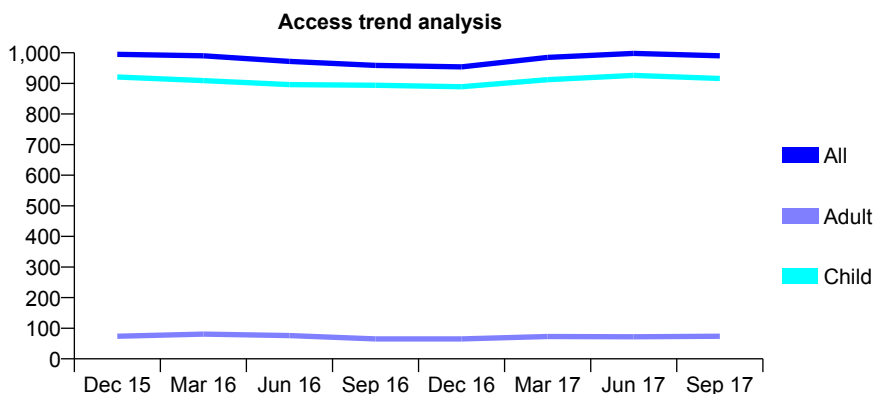
Q69 - Vital Signs At a Glance Contract Report for 101281/0099 - September 2017

Name or company name	OASIS DENTAL CARE LTD
Contract type name	GDS Contract
Purpose of contract	General
Contract start date	01/04/2006
Contract end date	

17/18 Contracted general activity (UDA)	1,883
Carry forward general activity (UDA)	0
17/18 Contracted orthodontic activity (UOA)	0
Carry forward orthodontic activity (UOA)	0
Baseline contract value	£41,355.70

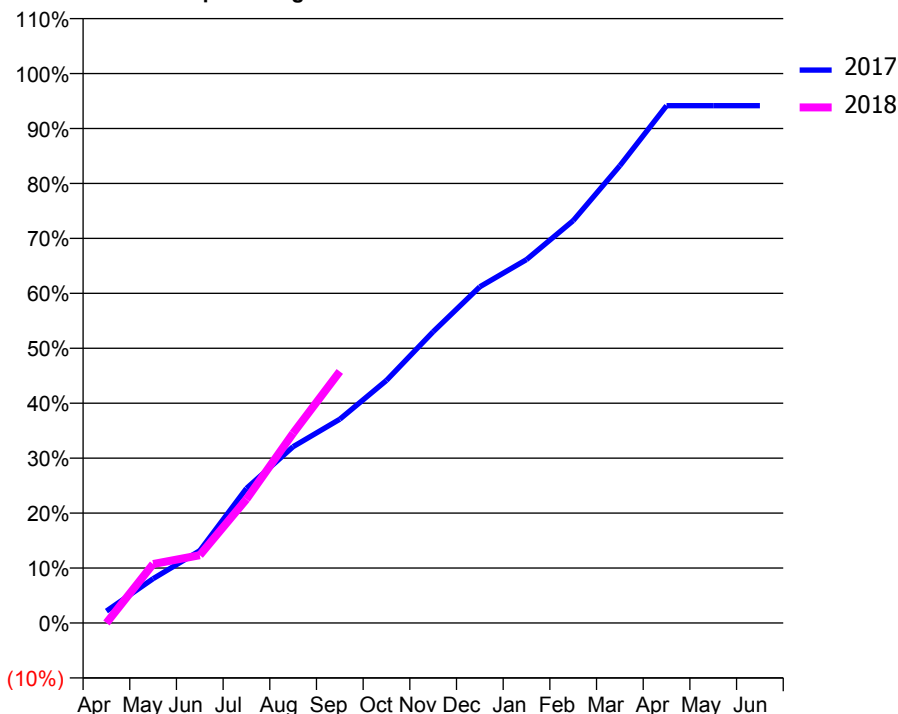
ACCESS*

Patients seen in 24 months	Total	Change since previous quarter
Quarter ending September 2016	959	
Quarter ending December 2016	954	→
Quarter ending March 2017	985	↑
Quarter ending June 2017	998	→
Quarter ending September 2017	990	→
Variance since September 2016	3.2%	↑



ACTIVITY

Cumulative percentage of contracted UDA delivered 2017 & 2018



Adjusted Scheduled Activity (UDA)

Month	2017	2018
April	41	0
May	152	202
June	248	232
July	461	424
August	604	651
September	698	862
October	831	
November	998	
December	1,152	
January	1,245	
February	1,379	
March	1,567	
April	1,773	
May	1,773	
June	1,773	

QUALITY

	Quantity	Base Number	Contract	AT	Region	England
% of FP17s for the same patient ID Re-attending within 3 months - Children	51	824	6.2%	11.3%	11.4%	11.9%
% of FP17s for the same patient ID Re-attending within 3 months - Adults	0	1	0.0%	15.0%	15.7%	15.9%
% of FP17s for the same patient ID Re-attending between 3 & 9 months - Children	480	824	58.3%	57.7%	60.6%	58.1%
% of FP17s for the same patient ID Re-attending between 3 & 9 months - Adults	0	1	0.0%	48.5%	52.0%	50.6%
% of FP17s for Band 1 Urgent Courses	5	640	0.8%	9.7%	9.6%	9.1%
% of FP17s Relating to Free Repair or Replacements	0	640	0.0%	0.7%	0.7%	0.8%
% of FP17s Relating to Continuations	11	640	1.7%	0.8%	1.0%	1.1%
% of Patients satisfied with the dentistry they have received	0	0	N/A	92.7%	91.6%	91.4%
% of Patients satisfied with the time they had to wait for an appointment	0	0	N/A	89.7%	87.9%	87.7%

* This is based on patients treated on this contract for their most recent course of treatment. Figures in italics indicate the base number of FP17s or Patient Questionnaire responses are less than 100. N/A is shown where the base number of responses is less than 10 during the period. % is calculated as Quantity/Base number*100

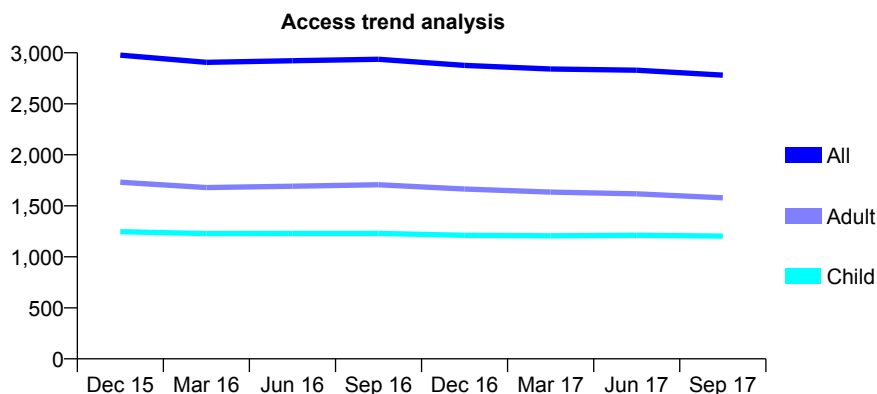
Q69 - Vital Signs At a Glance Contract Report for 101281/0100 - September 2017

Name or company name	OASIS DENTAL CARE LTD
Contract type name	GDS Contract
Purpose of contract	General
Contract start date	01/04/2006
Contract end date	

17/18 Contracted general activity (UDA)	7,179
Carry forward general activity (UDA)	-143
17/18 Contracted orthodontic activity (UOA)	0
Carry forward orthodontic activity (UOA)	0
Baseline contract value	£164,726.94

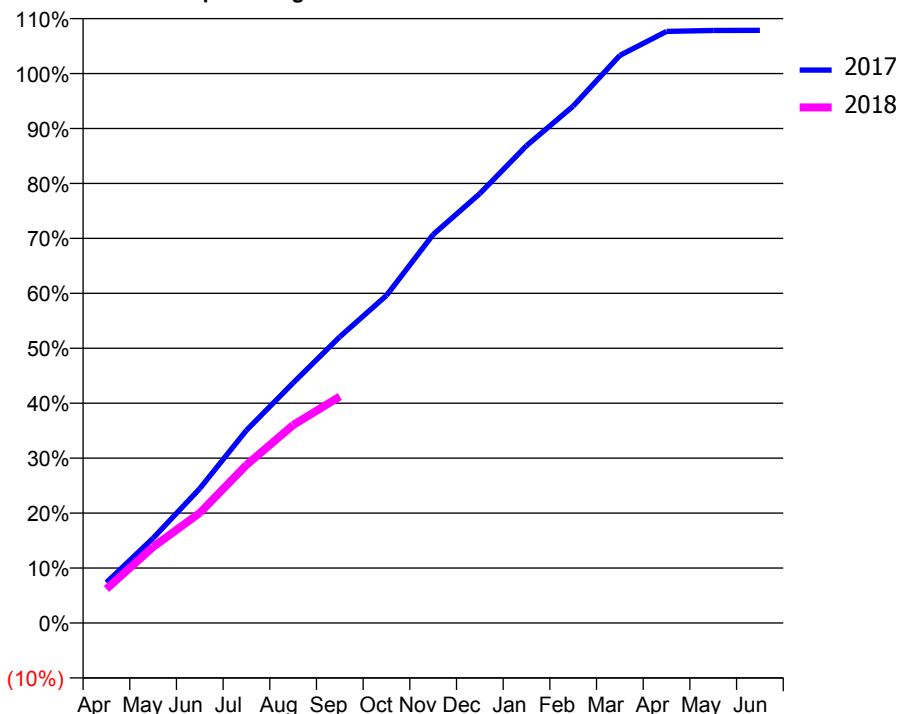
ACCESS*

Patients seen in 24 months	Total	Change since previous quarter
Quarter ending September 2016	2,936	
Quarter ending December 2016	2,876	↓
Quarter ending March 2017	2,841	↓
Quarter ending June 2017	2,829	→
Quarter ending September 2017	2,781	↓
Variance since September 2016	(5.3%)	↓



ACTIVITY

Cumulative percentage of contracted UDA delivered 2017 & 2018



Adjusted Scheduled Activity (UDA)		
Month	2017	2018
April	529	445
May	1,109	994
June	1,756	1,437
July	2,517	2,065
August	3,137	2,586
September	3,740	2,960
October	4,280	
November	5,076	
December	5,611	
January	6,235	
February	6,754	
March	7,415	
April	7,729	
May	7,740	
June	7,743	

QUALITY

	Quantity	Base Number	Contract	AT	Region	England
% of FP17s for the same patient ID Re-attending within 3 months - Children	80	970	8.2%	11.3%	11.4%	11.9%
% of FP17s for the same patient ID Re-attending within 3 months - Adults	195	1,085	18.0%	15.0%	15.7%	15.9%
% of FP17s for the same patient ID Re-attending between 3 & 9 months - Children	648	970	66.8%	57.7%	60.6%	58.1%
% of FP17s for the same patient ID Re-attending between 3 & 9 months - Adults	689	1,085	63.5%	48.5%	52.0%	50.6%
% of FP17s for Band 1 Urgent Courses	134	1,863	7.2%	9.7%	9.6%	9.1%
% of FP17s Relating to Free Repair or Replacements	23	1,863	1.2%	0.7%	0.7%	0.8%
% of FP17s Relating to Continuations	32	1,863	1.7%	0.8%	1.0%	1.1%
% of Patients satisfied with the dentistry they have received	7	7	N/A	92.7%	91.6%	91.4%
% of Patients satisfied with the time they had to wait for an appointment	7	7	N/A	89.7%	87.9%	87.7%

* This is based on patients treated on this contract for their most recent course of treatment. Figures in italics indicate the base number of FP17s or Patient Questionnaire responses are less than 100. N/A is shown where the base number of responses is less than 10 during the period. % is calculated as Quantity/Base number*100

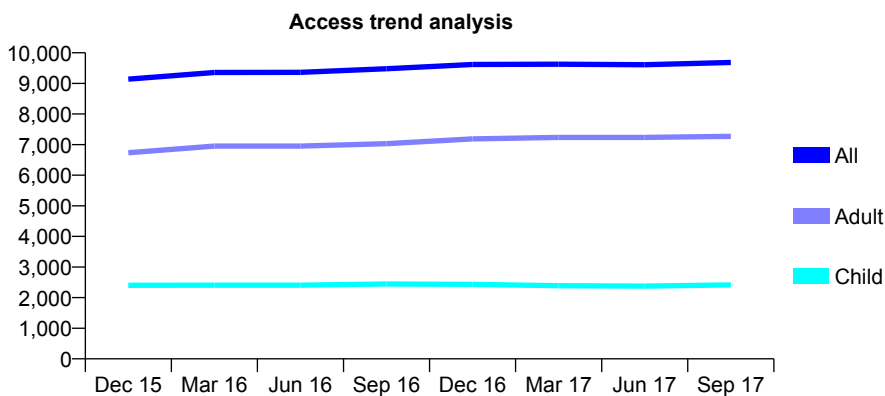
Q69 - Vital Signs At a Glance Contract Report for 101362/0004 - September 2017

Name or company name	Rodericks Dental Limited
Contract type name	GDS Contract
Purpose of contract	General
Contract start date	01/04/2007
Contract end date	

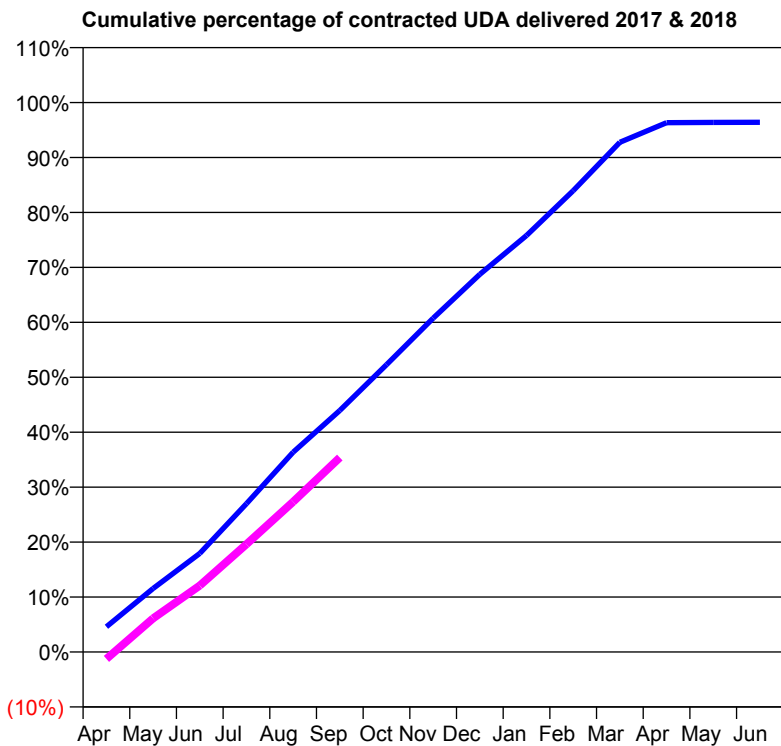
17/18 Contracted general activity (UDA)	28,406
Carry forward general activity (UDA)	1,025
17/18 Contracted orthodontic activity (UOA)	0
Carry forward orthodontic activity (UOA)	0
Baseline contract value	£683,070.49

ACCESS*

Patients seen in 24 months	Total	Change since previous quarter
Quarter ending September 2016	9,478	
Quarter ending December 2016	9,620	→
Quarter ending March 2017	9,627	→
Quarter ending June 2017	9,612	→
Quarter ending September 2017	9,686	→
Variance since September 2016	2.2%	↑



ACTIVITY



Month	Adjusted Scheduled Activity (UDA)	
	2017	2018
April	1,309	-361
May	3,284	1,739
June	5,096	3,435
July	7,666	5,574
August	10,327	7,765
September	12,486	10,055
October	14,853	
November	17,257	
December	19,528	
January	21,528	
February	23,847	
March	26,346	
April	27,361	
May	27,378	
June	27,381	

QUALITY

	Quantity	Base Number	Contract	AT	Region	England
% of FP17s for the same patient ID Re-attending within 3 months - Children	122	1,689	7.2%	11.3%	11.4%	11.9%
% of FP17s for the same patient ID Re-attending within 3 months - Adults	552	4,100	13.5%	15.0%	15.7%	15.9%
% of FP17s for the same patient ID Re-attending between 3 & 9 months - Children	943	1,689	55.8%	57.7%	60.6%	58.1%
% of FP17s for the same patient ID Re-attending between 3 & 9 months - Adults	1,873	4,100	45.7%	48.5%	52.0%	50.6%
% of FP17s for Band 1 Urgent Courses	603	5,292	11.4%	9.7%	9.6%	9.1%
% of FP17s Relating to Free Repair or Replacements	50	5,292	0.9%	0.7%	0.7%	0.8%
% of FP17s Relating to Continuations	27	5,292	0.5%	0.8%	1.0%	1.1%
% of Patients satisfied with the dentistry they have received	15	15	100.0%	92.7%	91.6%	91.4%
% of Patients satisfied with the time they had to wait for an appointment	14	15	93.3%	89.7%	87.9%	87.7%

* This is based on patients treated on this contract for their most recent course of treatment. Figures in italics indicate the base number of FP17s or Patient Questionnaire responses are less than 100. N/A is shown where the base number of responses is less than 10 during the period. % is calculated as Quantity/Base number*100

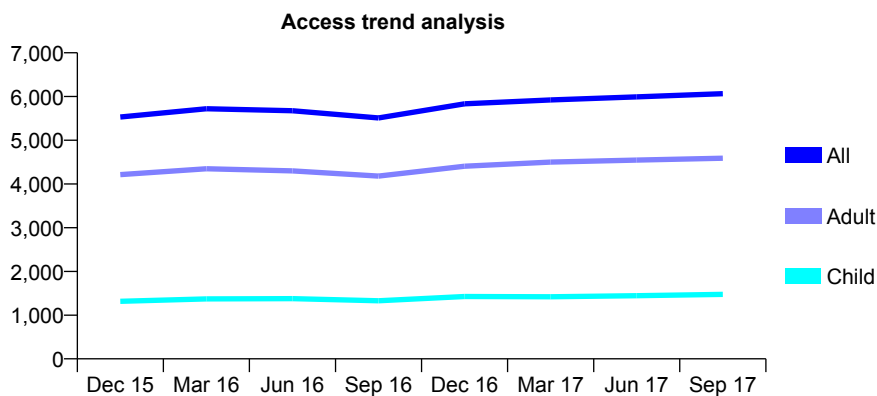
Q69 - Vital Signs At a Glance Contract Report for 101362/0016 - September 2017

Name or company name	Rodericks Dental Limited
Contract type name	GDS Contract
Purpose of contract	General
Contract start date	01/05/2009
Contract end date	

17/18 Contracted general activity (UDA)	14,000
Carry forward general activity (UDA)	136
17/18 Contracted orthodontic activity (UOA)	0
Carry forward orthodontic activity (UOA)	0
Baseline contract value	£330,296.26

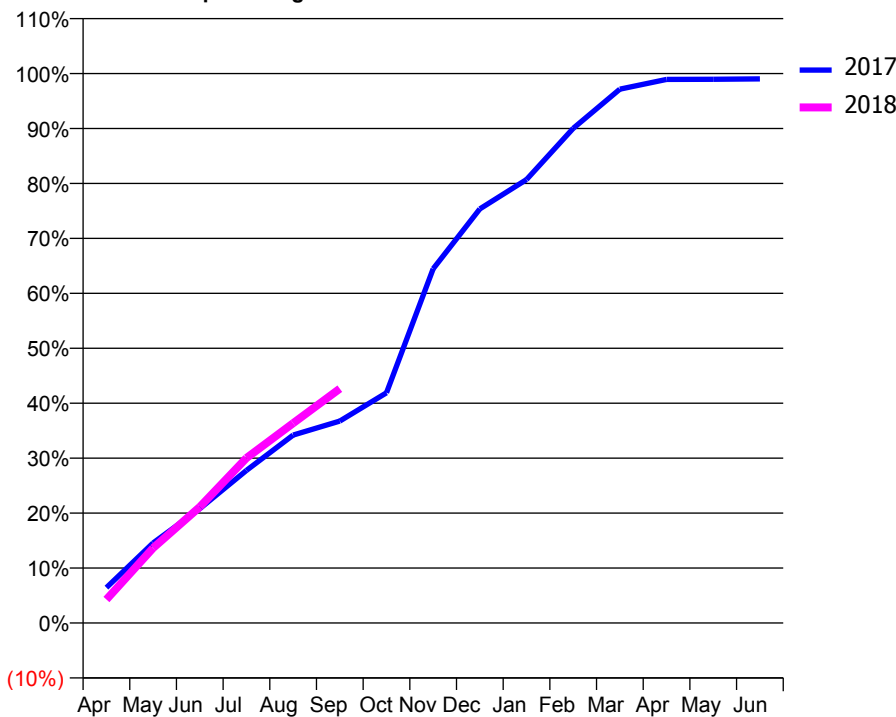
ACCESS*

Patients seen in 24 months	Total	Change since previous quarter
Quarter ending September 2016	5,510	
Quarter ending December 2016	5,833	↑
Quarter ending March 2017	5,921	→
Quarter ending June 2017	5,991	→
Quarter ending September 2017	6,065	→
Variance since September 2016	10.1%	↑



ACTIVITY

Cumulative percentage of contracted UDA delivered 2017 & 2018



Month	Adjusted Scheduled Activity (UDA)	
	2017	2018
April	901	601
May	2,039	1,910
June	2,913	2,957
July	3,888	4,204
August	4,790	5,091
September	5,145	5,972
October	5,865	
November	9,026	
December	10,551	
January	11,297	
February	12,602	
March	13,603	
April	13,848	
May	13,853	
June	13,864	

QUALITY

	Quantity	Base Number	Contract	AT	Region	England
% of FP17s for the same patient ID Re-attending within 3 months - Children	52	992	5.2%	11.3%	11.4%	11.9%
% of FP17s for the same patient ID Re-attending within 3 months - Adults	185	2,069	8.9%	15.0%	15.7%	15.9%
% of FP17s for the same patient ID Re-attending between 3 & 9 months - Children	634	992	63.9%	57.7%	60.6%	58.1%
% of FP17s for the same patient ID Re-attending between 3 & 9 months - Adults	863	2,069	41.7%	48.5%	52.0%	50.6%
% of FP17s for Band 1 Urgent Courses	260	2,921	8.9%	9.7%	9.6%	9.1%
% of FP17s Relating to Free Repair or Replacements	32	2,921	1.1%	0.7%	0.7%	0.8%
% of FP17s Relating to Continuations	2	2,921	0.1%	0.8%	1.0%	1.1%
% of Patients satisfied with the dentistry they have received	8	8	N/A	92.7%	91.6%	91.4%
% of Patients satisfied with the time they had to wait for an appointment	8	8	N/A	89.7%	87.9%	87.7%

* This is based on patients treated on this contract for their most recent course of treatment. Figures in italics indicate the base number of FP17s or Patient Questionnaire responses are less than 100. N/A is shown where the base number of responses is less than 10 during the period. % is calculated as Quantity/Base number*100

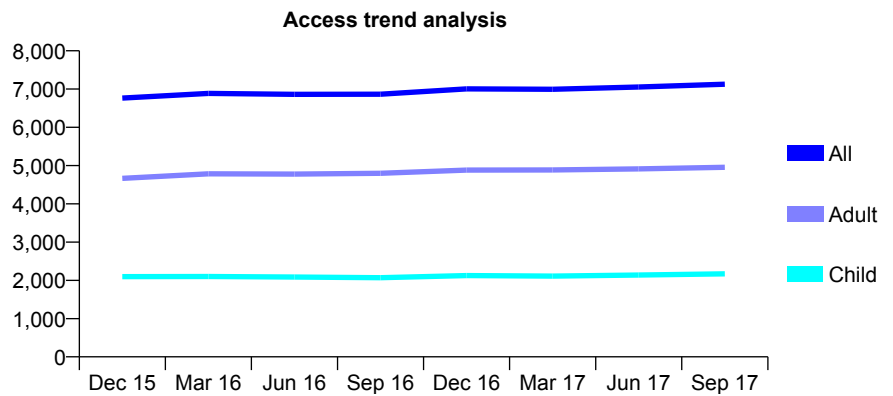
Q69 - Vital Signs At a Glance Contract Report for 101362/0017 - September 2017

Name or company name	Rodericks Dental Limited
Contract type name	GDS Contract
Purpose of contract	General
Contract start date	01/07/2009
Contract end date	

17/18 Contracted general activity (UDA)	22,048
Carry forward general activity (UDA)	0
17/18 Contracted orthodontic activity (UOA)	0
Carry forward orthodontic activity (UOA)	0
Baseline contract value	£551,158.69

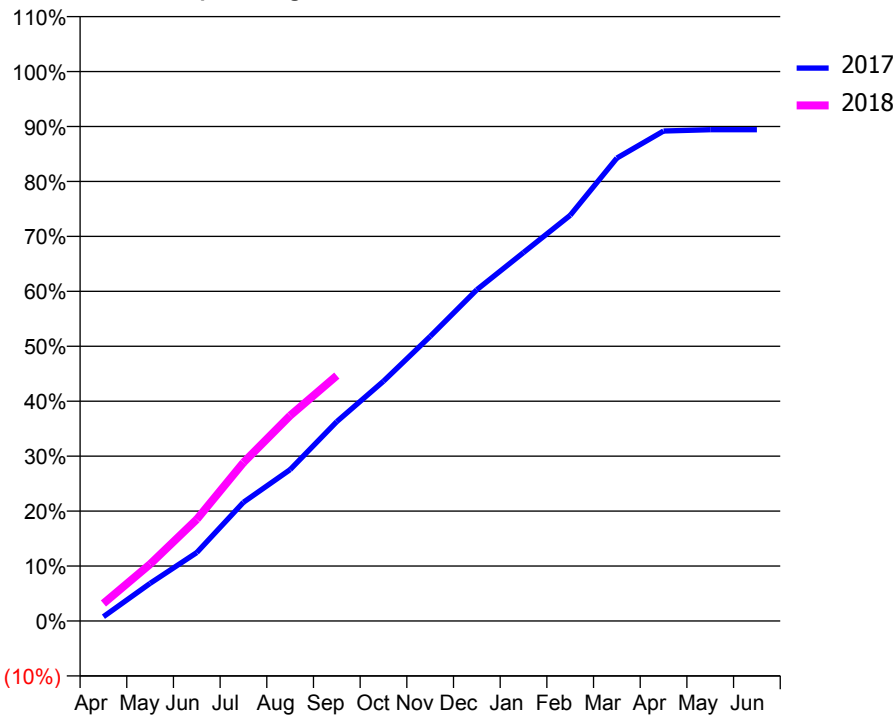
ACCESS*

Patients seen in 24 months	Total	Change since previous quarter
Quarter ending September 2016	6,867	
Quarter ending December 2016	7,004	→
Quarter ending March 2017	6,993	→
Quarter ending June 2017	7,053	→
Quarter ending September 2017	7,127	→
Variance since September 2016	3.8%	↑



ACTIVITY

Cumulative percentage of contracted UDA delivered 2017 & 2018



Month	Adjusted Scheduled Activity (UDA)	
	2017	2018
April	175	703
May	1,509	2,280
June	2,750	4,078
July	4,762	6,357
August	6,076	8,245
September	8,003	9,850
October	9,622	
November	11,419	
December	13,290	
January	14,788	
February	16,276	
March	18,572	
April	19,662	
May	19,712	
June	19,711	

QUALITY

	Quantity	Base Number	Contract	AT	Region	England
% of FP17s for the same patient ID Re-attending within 3 months - Children	243	1,579	15.4%	11.3%	11.4%	11.9%
% of FP17s for the same patient ID Re-attending within 3 months - Adults	650	3,134	20.7%	15.0%	15.7%	15.9%
% of FP17s for the same patient ID Re-attending between 3 & 9 months - Children	748	1,579	47.4%	57.7%	60.6%	58.1%
% of FP17s for the same patient ID Re-attending between 3 & 9 months - Adults	1,181	3,134	37.7%	48.5%	52.0%	50.6%
% of FP17s for Band 1 Urgent Courses	865	4,251	20.3%	9.7%	9.6%	9.1%
% of FP17s Relating to Free Repair or Replacements	17	4,251	0.4%	0.7%	0.7%	0.8%
% of FP17s Relating to Continuations	9	4,251	0.2%	0.8%	1.0%	1.1%
% of Patients satisfied with the dentistry they have received	4	4	N/A	92.7%	91.6%	91.4%
% of Patients satisfied with the time they had to wait for an appointment	4	4	N/A	89.7%	87.9%	87.7%

* This is based on patients treated on this contract for their most recent course of treatment. Figures in italics indicate the base number of FP17s or Patient Questionnaire responses are less than 100. N/A is shown where the base number of responses is less than 10 during the period. % is calculated as Quantity/Base number*100

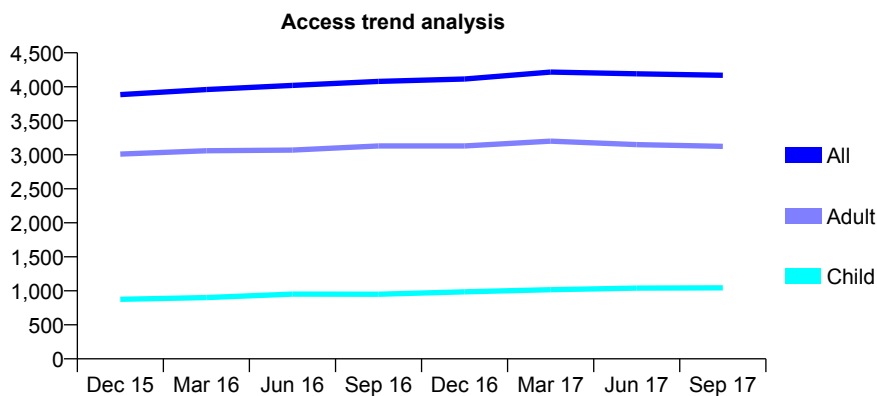
Q69 - Vital Signs At a Glance Contract Report for 101362/0019 - September 2017

Name or company name	Rodericks Dental Limited
Contract type name	GDS Contract
Purpose of contract	General
Contract start date	01/07/2009
Contract end date	

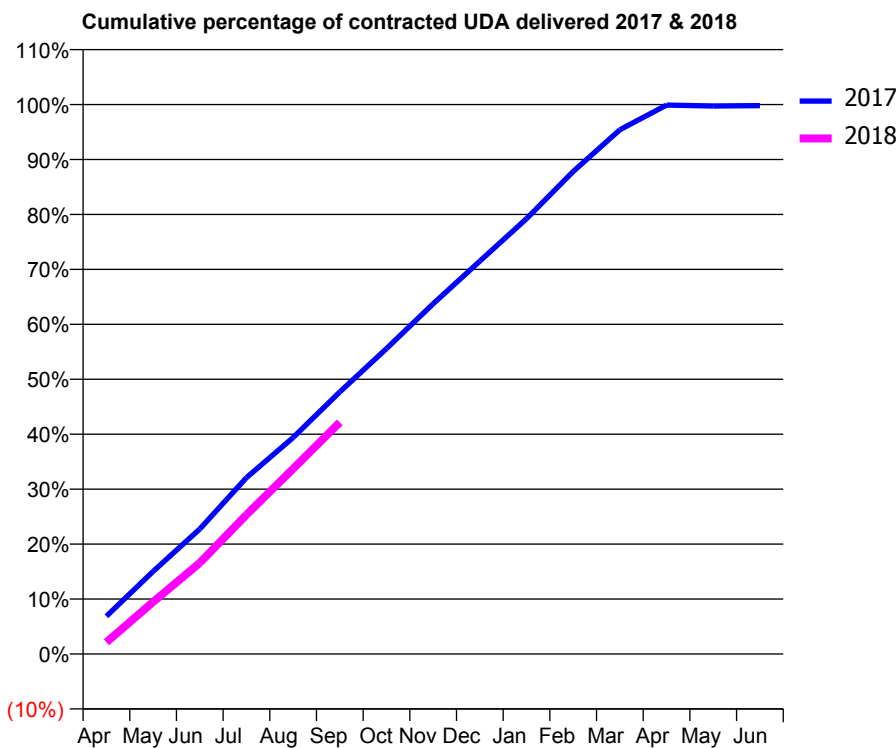
17/18 Contracted general activity (UDA)	10,000
Carry forward general activity (UDA)	21
17/18 Contracted orthodontic activity (UOA)	0
Carry forward orthodontic activity (UOA)	0
Baseline contract value	£235,925.90

ACCESS*

Patients seen in 24 months	Total	Change since previous quarter
Quarter ending September 2016	4,080	
Quarter ending December 2016	4,115	→
Quarter ending March 2017	4,216	↑
Quarter ending June 2017	4,191	→
Quarter ending September 2017	4,170	→
Variance since September 2016	2.2%	↑



ACTIVITY



Month	Adjusted Scheduled Activity (UDA)	
	2017	2018
April	687	215
May	1,503	948
June	2,274	1,659
July	3,210	2,535
August	3,940	3,372
September	4,770	4,216
October	5,559	
November	6,374	
December	7,151	
January	7,921	
February	8,781	
March	9,540	
April	9,989	
May	9,973	
June	9,979	

QUALITY

	Quantity	Base Number	Contract	AT	Region	England
% of FP17s for the same patient ID Re-attending within 3 months - Children	77	693	11.1%	11.3%	11.4%	11.9%
% of FP17s for the same patient ID Re-attending within 3 months - Adults	255	1,592	16.0%	15.0%	15.7%	15.9%
% of FP17s for the same patient ID Re-attending between 3 & 9 months - Children	336	693	48.5%	57.7%	60.6%	58.1%
% of FP17s for the same patient ID Re-attending between 3 & 9 months - Adults	597	1,592	37.5%	48.5%	52.0%	50.6%
% of FP17s for Band 1 Urgent Courses	194	1,736	11.2%	9.7%	9.6%	9.1%
% of FP17s Relating to Free Repair or Replacements	11	1,736	0.6%	0.7%	0.7%	0.8%
% of FP17s Relating to Continuations	13	1,736	0.7%	0.8%	1.0%	1.1%
% of Patients satisfied with the dentistry they have received	3	3	N/A	92.7%	91.6%	91.4%
% of Patients satisfied with the time they had to wait for an appointment	3	3	N/A	89.7%	87.9%	87.7%

* This is based on patients treated on this contract for their most recent course of treatment. Figures in italics indicate the base number of FP17s or Patient Questionnaire responses are less than 100. N/A is shown where the base number of responses is less than 10 during the period. % is calculated as Quantity/Base number*100

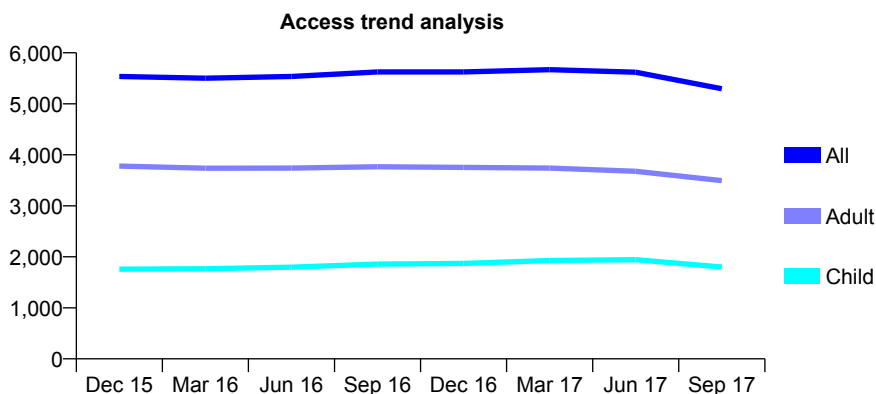
Q69 - Vital Signs At a Glance Contract Report for 101362/0031 - September 2017

Name or company name	Rodericks Dental Limited
Contract type name	PDS Plus Contract
Purpose of contract	General
Contract start date	01/09/2010
Contract end date	01/09/2020

17/18 Contracted general activity (UDA)	15,000
Carry forward general activity (UDA)	0
17/18 Contracted orthodontic activity (UOA)	0
Carry forward orthodontic activity (UOA)	0
Baseline contract value	£197,833.71

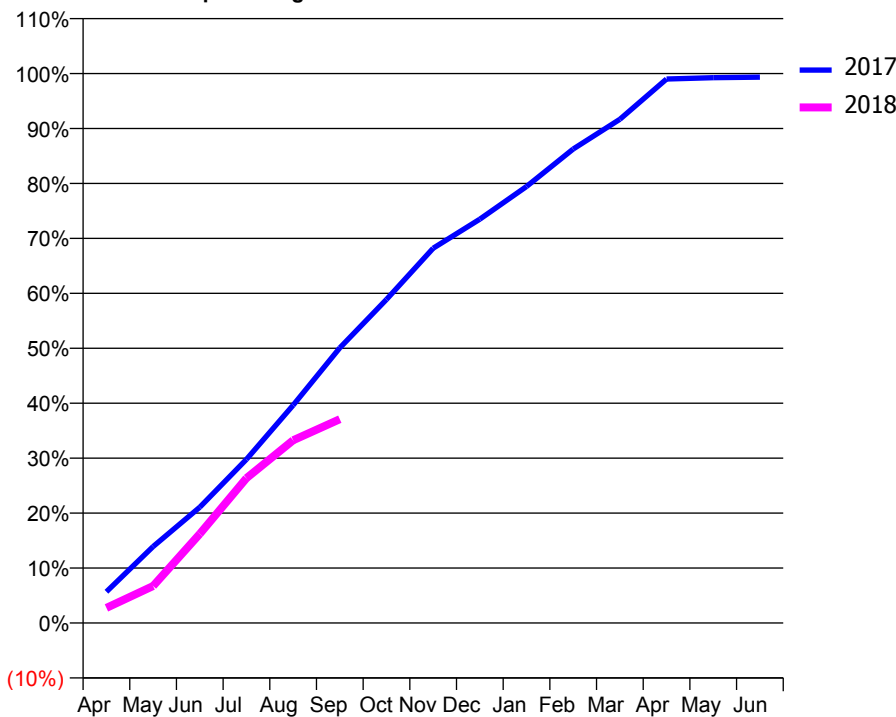
ACCESS*

Patients seen in 24 months	Total	Change since previous quarter
Quarter ending September 2016	5,624	
Quarter ending December 2016	5,624	→
Quarter ending March 2017	5,670	→
Quarter ending June 2017	5,620	→
Quarter ending September 2017	5,295	↓
Variance since September 2016	(5.8%)	↓



ACTIVITY

Cumulative percentage of contracted UDA delivered 2017 & 2018



Month	Adjusted Scheduled Activity (UDA)	
	2017	2018
April	879	413
May	2,152	1,010
June	3,257	2,432
July	4,604	3,955
August	6,124	4,989
September	7,738	5,563
October	9,099	
November	10,538	
December	11,356	
January	12,272	
February	13,328	
March	14,162	
April	15,295	
May	15,333	
June	15,346	

QUALITY

	Quantity	Base Number	Contract	AT	Region	England
% of FP17s for the same patient ID Re-attending within 3 months - Children	144	1,364	10.6%	11.3%	11.4%	11.9%
% of FP17s for the same patient ID Re-attending within 3 months - Adults	267	1,807	14.8%	15.0%	15.7%	15.9%
% of FP17s for the same patient ID Re-attending between 3 & 9 months - Children	633	1,364	46.4%	57.7%	60.6%	58.1%
% of FP17s for the same patient ID Re-attending between 3 & 9 months - Adults	422	1,807	23.4%	48.5%	52.0%	50.6%
% of FP17s for Band 1 Urgent Courses	268	2,717	9.9%	9.7%	9.6%	9.1%
% of FP17s Relating to Free Repair or Replacements	21	2,717	0.8%	0.7%	0.7%	0.8%
% of FP17s Relating to Continuations	6	2,717	0.2%	0.8%	1.0%	1.1%
% of Patients satisfied with the dentistry they have received	5	6	N/A	92.7%	91.6%	91.4%
% of Patients satisfied with the time they had to wait for an appointment	4	6	N/A	89.7%	87.9%	87.7%

* This is based on patients treated on this contract for their most recent course of treatment. Figures in italics indicate the base number of FP17s or Patient Questionnaire responses are less than 100. N/A is shown where the base number of responses is less than 10 during the period. % is calculated as Quantity/Base number*100

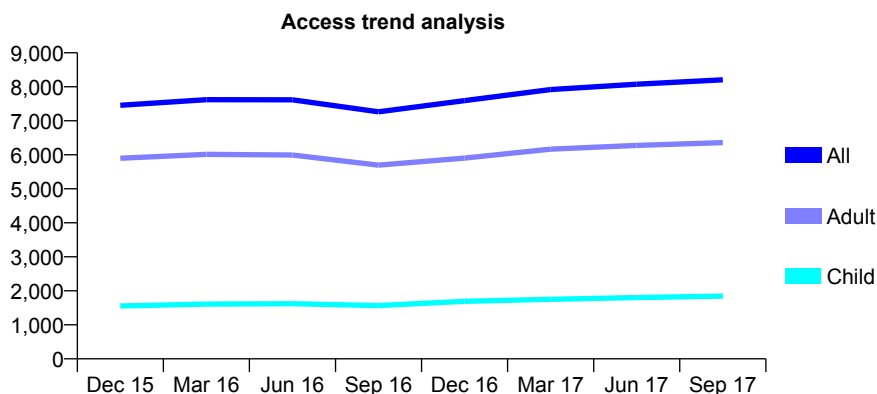
Q69 - Vital Signs At a Glance Contract Report for 101362/0035 - September 2017

Name or company name	Rodericks Dental Limited
Contract type name	PDS Plus Contract
Purpose of contract	General
Contract start date	21/02/2011
Contract end date	20/02/2018

17/18 Contracted general activity (UDA)	17,871
Carry forward general activity (UDA)	0
17/18 Contracted orthodontic activity (UOA)	0
Carry forward orthodontic activity (UOA)	0
Baseline contract value	£263,925.61

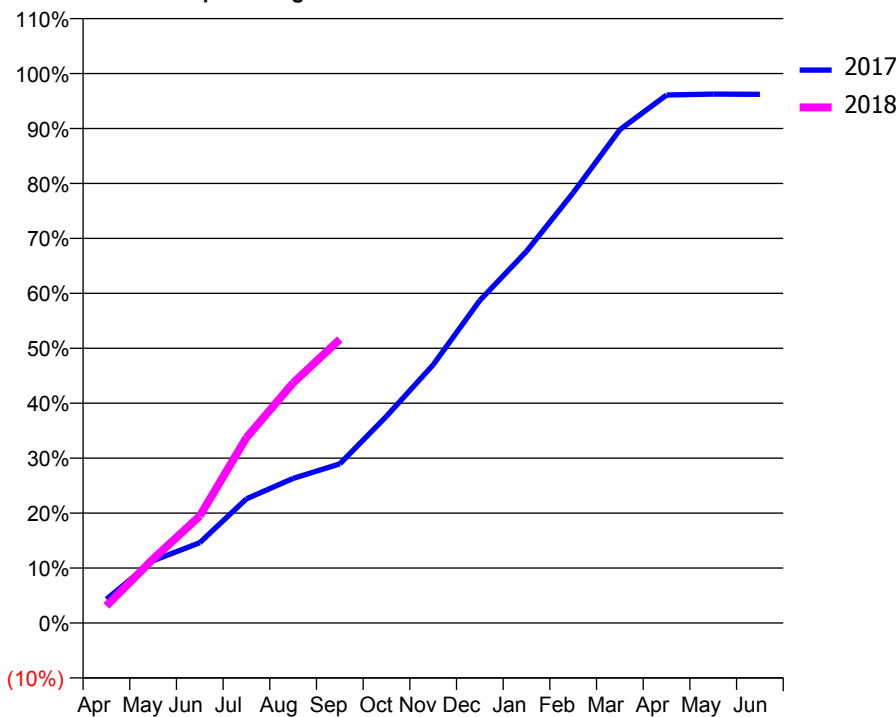
ACCESS*

Patients seen in 24 months	Total	Change since previous quarter
Quarter ending September 2016	7,264	
Quarter ending December 2016	7,594	↑
Quarter ending March 2017	7,920	↑
Quarter ending June 2017	8,078	→
Quarter ending September 2017	8,204	→
Variance since September 2016	12.9%	↑



ACTIVITY

Cumulative percentage of contracted UDA delivered 2017 & 2018



Month	Adjusted Scheduled Activity (UDA)	
	2017	2018
April	867	556
May	2,273	2,082
June	2,928	3,480
July	4,524	6,029
August	5,268	7,807
September	5,796	9,226
October	7,532	
November	9,406	
December	11,753	
January	13,540	
February	15,672	
March	17,968	
April	19,231	
May	19,263	
June	19,256	

QUALITY

	Quantity	Base Number	Contract	AT	Region	England
% of FP17s for the same patient ID Re-attending within 3 months - Children	114	1,293	8.8%	11.3%	11.4%	11.9%
% of FP17s for the same patient ID Re-attending within 3 months - Adults	505	3,910	12.9%	15.0%	15.7%	15.9%
% of FP17s for the same patient ID Re-attending between 3 & 9 months - Children	646	1,293	50.0%	57.7%	60.6%	58.1%
% of FP17s for the same patient ID Re-attending between 3 & 9 months - Adults	1,732	3,910	44.3%	48.5%	52.0%	50.6%
% of FP17s for Band 1 Urgent Courses	544	4,581	11.9%	9.7%	9.6%	9.1%
% of FP17s Relating to Free Repair or Replacements	23	4,581	0.5%	0.7%	0.7%	0.8%
% of FP17s Relating to Continuations	4	4,581	0.1%	0.8%	1.0%	1.1%
% of Patients satisfied with the dentistry they have received	9	11	81.8%	92.7%	91.6%	91.4%
% of Patients satisfied with the time they had to wait for an appointment	7	11	63.6%	89.7%	87.9%	87.7%

* This is based on patients treated on this contract for their most recent course of treatment. Figures in italics indicate the base number of FP17s or Patient Questionnaire responses are less than 100. N/A is shown where the base number of responses is less than 10 during the period. % is calculated as Quantity/Base number*100

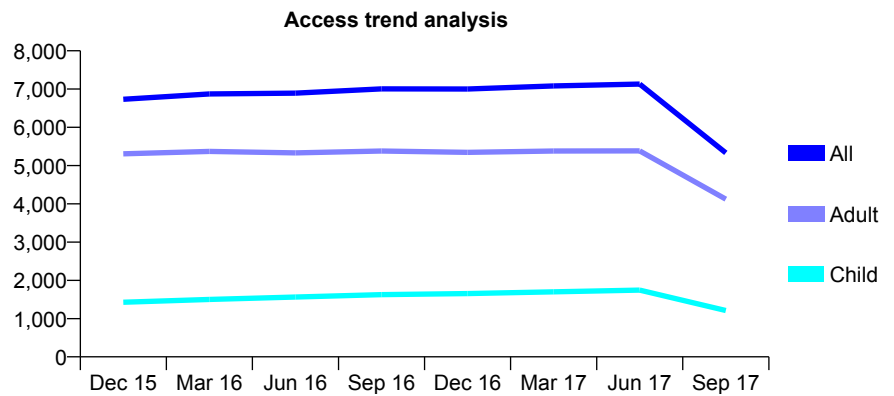
Q69 - Vital Signs At a Glance Contract Report for 101362/0037 - September 2017

Name or company name	Rodericks Dental Limited
Contract type name	PDS Plus Contract
Purpose of contract	General
Contract start date	01/01/2011
Contract end date	30/06/2017

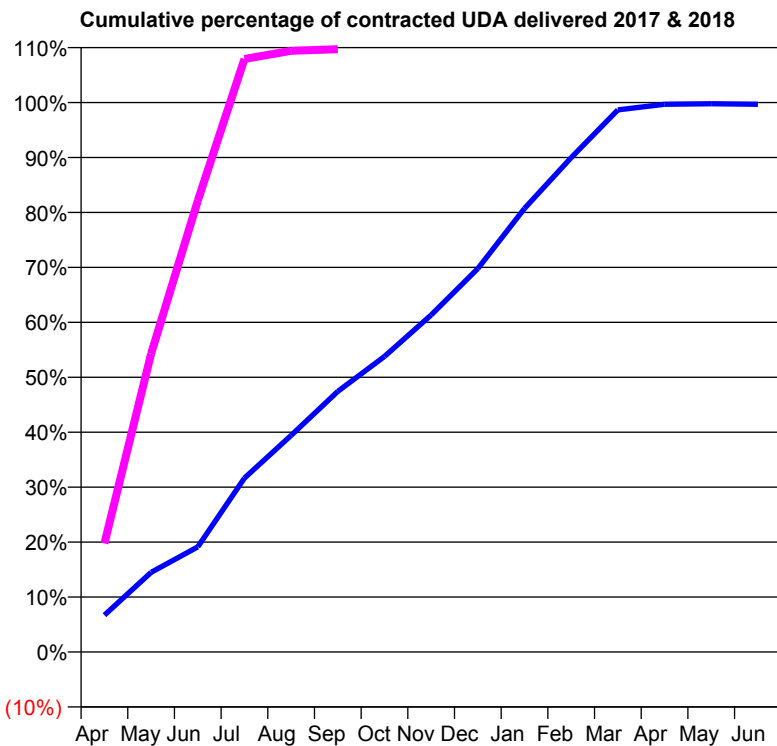
17/18 Contracted general activity (UDA)	4,500
Carry forward general activity (UDA)	0
17/18 Contracted orthodontic activity (UOA)	0
Carry forward orthodontic activity (UOA)	0
Baseline contract value	£72,673.61

ACCESS*

Patients seen in 24 months	Total	Change since previous quarter
Quarter ending September 2016	7,005	
Quarter ending December 2016	7,000	→
Quarter ending March 2017	7,080	→
Quarter ending June 2017	7,129	→
Quarter ending September 2017	5,333	↓
Variance since September 2016	(23.9%)	↓



ACTIVITY



Month	Adjusted Scheduled Activity (UDA)	
	2017	2018
April	1,207	889
May	2,610	2,442
June	3,444	3,696
July	5,697	4,857
August	7,096	4,923
September	8,537	4,937
October	9,683	
November	11,040	
December	12,561	
January	14,532	
February	16,196	
March	17,758	
April	17,944	
May	17,958	
June	17,942	

QUALITY

	Quantity	Base Number	Contract	AT	Region	England
% of FP17s for the same patient ID Re-attending within 3 months - Children	36	592	6.1%	11.3%	11.4%	11.9%
% of FP17s for the same patient ID Re-attending within 3 months - Adults	192	1,553	12.4%	15.0%	15.7%	15.9%
% of FP17s for the same patient ID Re-attending between 3 & 9 months - Children	290	592	49.0%	57.7%	60.6%	58.1%
% of FP17s for the same patient ID Re-attending between 3 & 9 months - Adults	598	1,553	38.5%	48.5%	52.0%	50.6%
% of FP17s for Band 1 Urgent Courses	174	2,026	8.6%	9.7%	9.6%	9.1%
% of FP17s Relating to Free Repair or Replacements	16	2,026	0.8%	0.7%	0.7%	0.8%
% of FP17s Relating to Continuations	25	2,026	1.2%	0.8%	1.0%	1.1%
% of Patients satisfied with the dentistry they have received	11	13	84.6%	92.7%	91.6%	91.4%
% of Patients satisfied with the time they had to wait for an appointment	11	13	84.6%	89.7%	87.9%	87.7%

* This is based on patients treated on this contract for their most recent course of treatment. Figures in italics indicate the base number of FP17s or Patient Questionnaire responses are less than 100. N/A is shown where the base number of responses is less than 10 during the period. % is calculated as Quantity/Base number*100

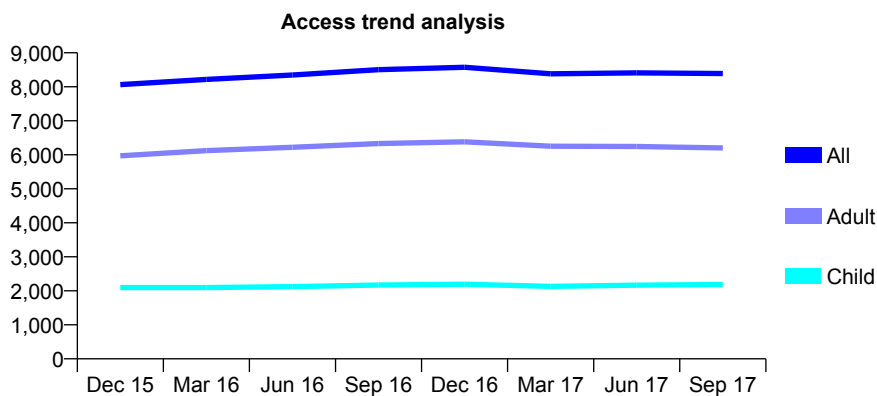
Q69 - Vital Signs At a Glance Contract Report for 101370/0073 - September 2017

Name or company name	Petrie Tucker and Partners Ltd
Contract type name	GDS Contract
Purpose of contract	General
Contract start date	01/08/2006
Contract end date	

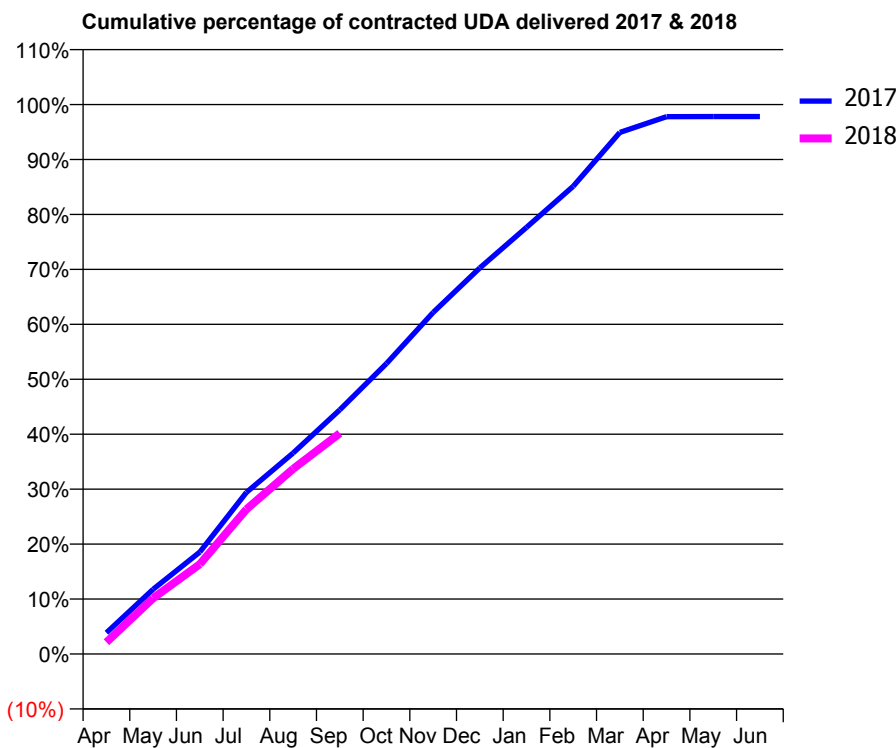
17/18 Contracted general activity (UDA)	22,500
Carry forward general activity (UDA)	496
17/18 Contracted orthodontic activity (UOA)	0
Carry forward orthodontic activity (UOA)	0
Baseline contract value	£597,462.02

ACCESS*

Patients seen in 24 months	Total	Change since previous quarter
Quarter ending September 2016	8,502	
Quarter ending December 2016	8,575	→
Quarter ending March 2017	8,384	↓
Quarter ending June 2017	8,410	→
Quarter ending September 2017	8,389	→
Variance since September 2016	(1.3%)	↓



ACTIVITY



Month	Adjusted Scheduled Activity (UDA)	
	2017	2018
April	871	481
May	2,650	2,283
June	4,176	3,680
July	6,622	5,925
August	8,229	7,582
September	10,003	9,042
October	11,897	
November	13,984	
December	15,808	
January	17,468	
February	19,152	
March	21,355	
April	22,004	
May	22,006	
June	22,005	

QUALITY

	Quantity	Base Number	Contract	AT	Region	England
% of FP17s for the same patient ID Re-attending within 3 months - Children	95	1,506	6.3%	11.3%	11.4%	11.9%
% of FP17s for the same patient ID Re-attending within 3 months - Adults	425	3,537	12.0%	15.0%	15.7%	15.9%
% of FP17s for the same patient ID Re-attending between 3 & 9 months - Children	841	1,506	55.8%	57.7%	60.6%	58.1%
% of FP17s for the same patient ID Re-attending between 3 & 9 months - Adults	1,485	3,537	42.0%	48.5%	52.0%	50.6%
% of FP17s for Band 1 Urgent Courses	327	4,769	6.9%	9.7%	9.6%	9.1%
% of FP17s Relating to Free Repair or Replacements	26	4,769	0.5%	0.7%	0.7%	0.8%
% of FP17s Relating to Continuations	99	4,769	2.1%	0.8%	1.0%	1.1%
% of Patients satisfied with the dentistry they have received	20	23	87.0%	92.7%	91.6%	91.4%
% of Patients satisfied with the time they had to wait for an appointment	18	23	78.3%	89.7%	87.9%	87.7%

* This is based on patients treated on this contract for their most recent course of treatment. Figures in italics indicate the base number of FP17s or Patient Questionnaire responses are less than 100. N/A is shown where the base number of responses is less than 10 during the period. % is calculated as Quantity/Base number*100

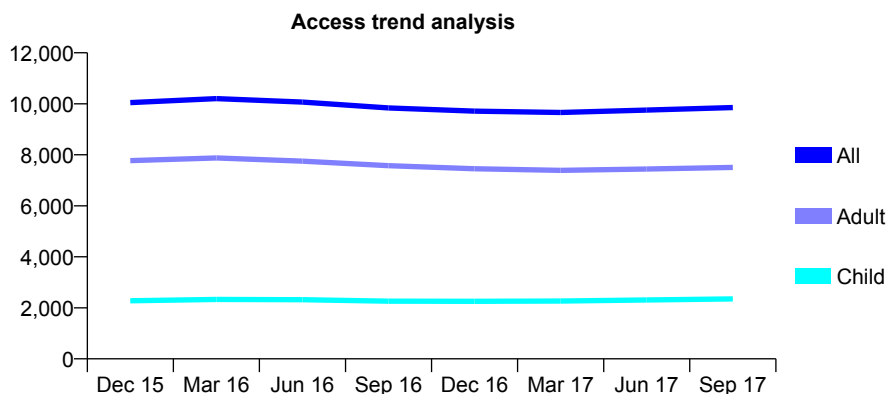
Q69 - Vital Signs At a Glance Contract Report for 101435/0014 - September 2017

Name or company name	IDH Limited
Contract type name	GDS Contract
Purpose of contract	General
Contract start date	01/04/2006
Contract end date	

17/18 Contracted general activity (UDA)	32,539
Carry forward general activity (UDA)	0
17/18 Contracted orthodontic activity (UOA)	0
Carry forward orthodontic activity (UOA)	0
Baseline contract value	£726,976.25

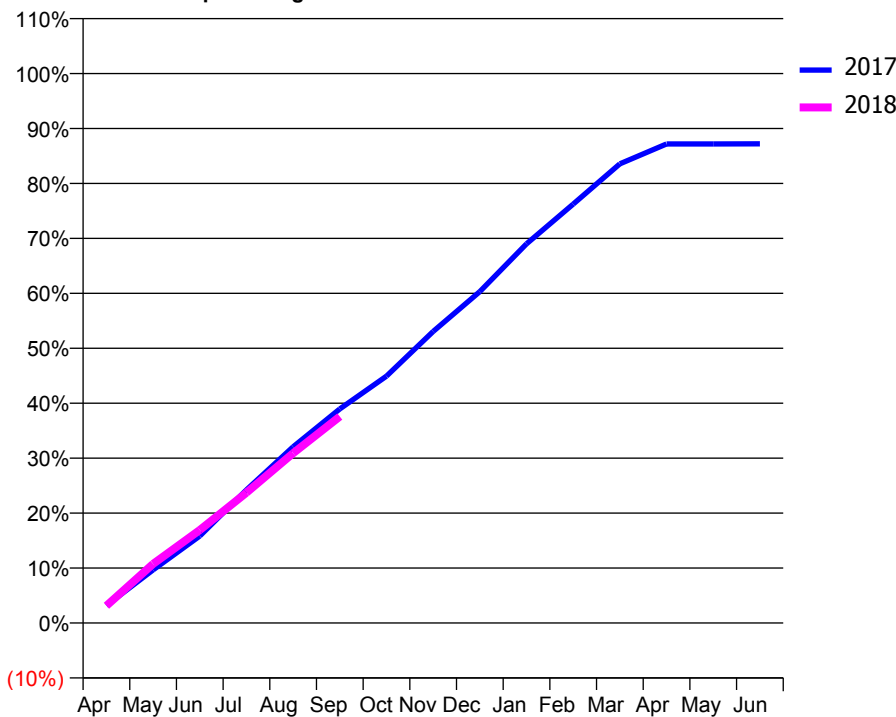
ACCESS*

Patients seen in 24 months	Total	Change since previous quarter
Quarter ending September 2016	9,837	
Quarter ending December 2016	9,711	↓
Quarter ending March 2017	9,659	→
Quarter ending June 2017	9,754	→
Quarter ending September 2017	9,855	→
Variance since September 2016	0.2%	→



ACTIVITY

Cumulative percentage of contracted UDA delivered 2017 & 2018



Adjusted Scheduled Activity (UDA)

Month	2017	2018
April	1,035	1,021
May	3,147	3,500
June	5,155	5,504
July	7,884	7,716
August	10,432	10,059
September	12,676	12,231
October	14,619	
November	17,264	
December	19,624	
January	22,449	
February	24,809	
March	27,190	
April	28,369	
May	28,370	
June	28,375	

QUALITY

	Quantity	Base Number	Contract	AT	Region	England
% of FP17s for the same patient ID Re-attending within 3 months - Children	93	1,505	6.2%	11.3%	11.4%	11.9%
% of FP17s for the same patient ID Re-attending within 3 months - Adults	399	4,105	9.7%	15.0%	15.7%	15.9%
% of FP17s for the same patient ID Re-attending between 3 & 9 months - Children	743	1,505	49.4%	57.7%	60.6%	58.1%
% of FP17s for the same patient ID Re-attending between 3 & 9 months - Adults	1,872	4,105	45.6%	48.5%	52.0%	50.6%
% of FP17s for Band 1 Urgent Courses	300	5,177	5.8%	9.7%	9.6%	9.1%
% of FP17s Relating to Free Repair or Replacements	14	5,177	0.3%	0.7%	0.7%	0.8%
% of FP17s Relating to Continuations	78	5,177	1.5%	0.8%	1.0%	1.1%
% of Patients satisfied with the dentistry they have received	30	30	100.0%	92.7%	91.6%	91.4%
% of Patients satisfied with the time they had to wait for an appointment	24	30	80.0%	89.7%	87.9%	87.7%

* This is based on patients treated on this contract for their most recent course of treatment. Figures in italics indicate the base number of FP17s or Patient Questionnaire responses are less than 100. N/A is shown where the base number of responses is less than 10 during the period. % is calculated as Quantity/Base number*100

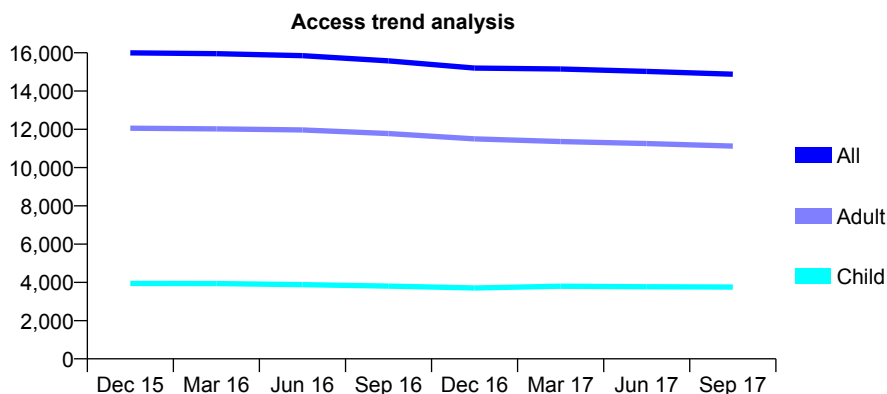
Q69 - Vital Signs At a Glance Contract Report for 101435/0035 - September 2017

Name or company name	IDH Limited
Contract type name	GDS Contract
Purpose of contract	General
Contract start date	01/04/2006
Contract end date	

17/18 Contracted general activity (UDA)	35,138
Carry forward general activity (UDA)	0
17/18 Contracted orthodontic activity (UOA)	0
Carry forward orthodontic activity (UOA)	0
Baseline contract value	£771,606.07

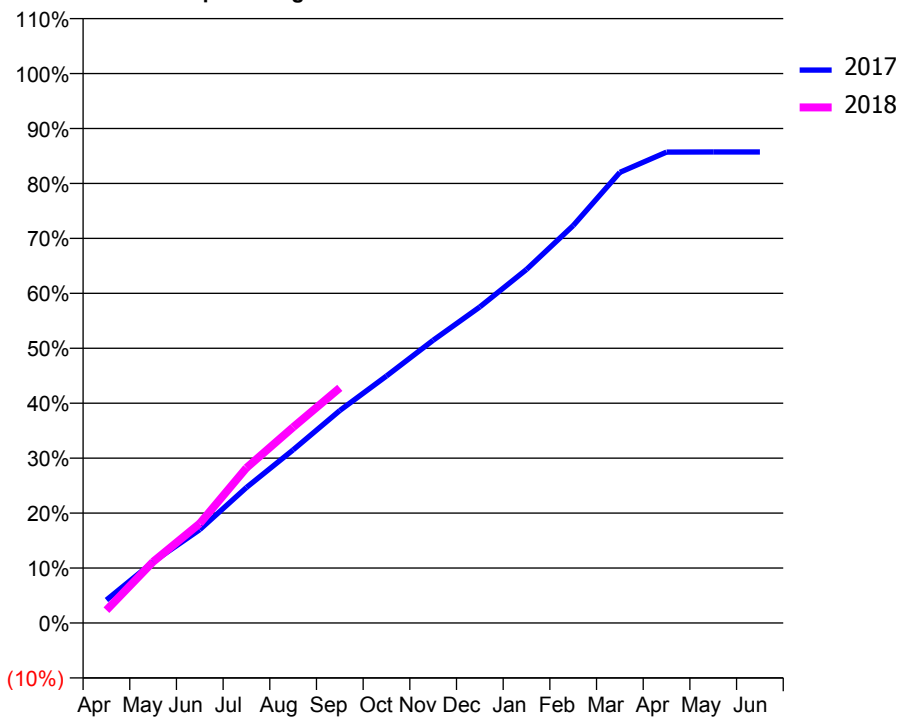
ACCESS*

Patients seen in 24 months	Total	Change since previous quarter
Quarter ending September 2016	15,577	
Quarter ending December 2016	15,201	↓
Quarter ending March 2017	15,151	→
Quarter ending June 2017	15,028	→
Quarter ending September 2017	14,882	→
Variance since September 2016	(4.5%)	↓



ACTIVITY

Cumulative percentage of contracted UDA delivered 2017 & 2018



Month	Adjusted Scheduled Activity (UDA)	
	2017	2018
April	1,472	819
May	3,910	3,917
June	5,972	6,364
July	8,667	9,922
August	11,069	12,522
September	13,583	15,035
October	15,798	
November	18,083	
December	20,212	
January	22,610	
February	25,412	
March	28,816	
April	30,113	
May	30,122	
June	30,118	

QUALITY

	Quantity	Base Number	Contract	AT	Region	England
% of FP17s for the same patient ID Re-attending within 3 months - Children	129	2,376	5.4%	11.3%	11.4%	11.9%
% of FP17s for the same patient ID Re-attending within 3 months - Adults	647	6,035	10.7%	15.0%	15.7%	15.9%
% of FP17s for the same patient ID Re-attending between 3 & 9 months - Children	1,108	2,376	46.6%	57.7%	60.6%	58.1%
% of FP17s for the same patient ID Re-attending between 3 & 9 months - Adults	2,245	6,035	37.2%	48.5%	52.0%	50.6%
% of FP17s for Band 1 Urgent Courses	555	7,745	7.2%	9.7%	9.6%	9.1%
% of FP17s Relating to Free Repair or Replacements	18	7,745	0.2%	0.7%	0.7%	0.8%
% of FP17s Relating to Continuations	91	7,745	1.2%	0.8%	1.0%	1.1%
% of Patients satisfied with the dentistry they have received	19	21	90.5%	92.7%	91.6%	91.4%
% of Patients satisfied with the time they had to wait for an appointment	19	21	90.5%	89.7%	87.9%	87.7%

* This is based on patients treated on this contract for their most recent course of treatment. Figures in italics indicate the base number of FP17s or Patient Questionnaire responses are less than 100. N/A is shown where the base number of responses is less than 10 during the period. % is calculated as Quantity/Base number*100

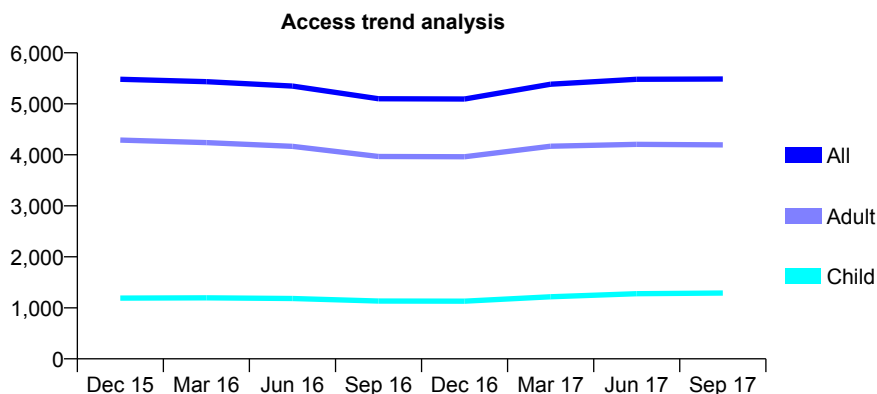
Q69 - Vital Signs At a Glance Contract Report for 101435/0054 - September 2017

Name or company name	IDH Limited
Contract type name	GDS Contract
Purpose of contract	General
Contract start date	01/12/2006
Contract end date	

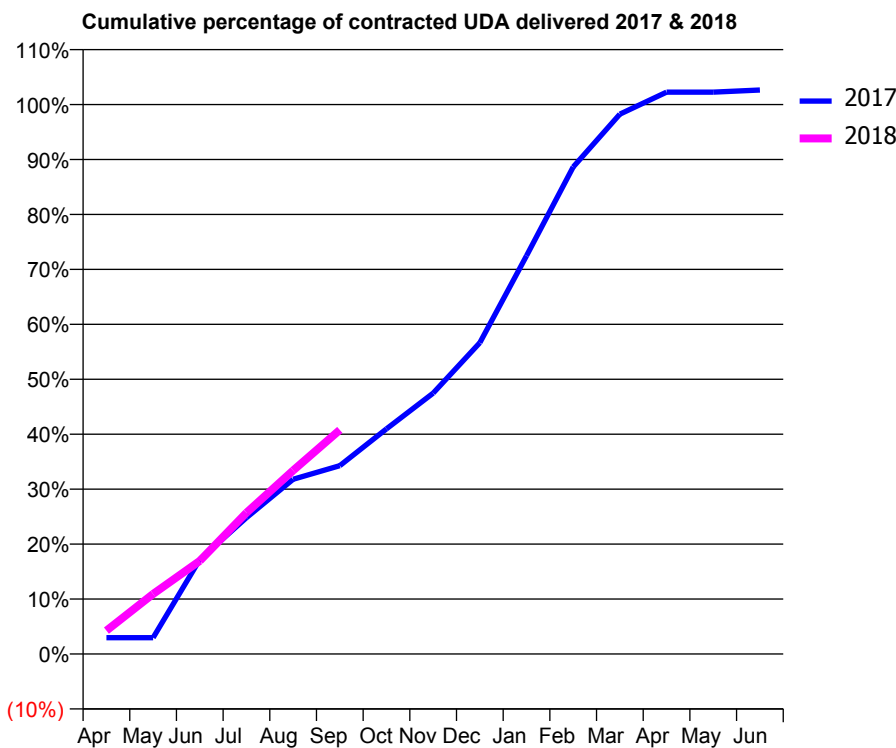
17/18 Contracted general activity (UDA)	13,010
Carry forward general activity (UDA)	-210
17/18 Contracted orthodontic activity (UOA)	0
Carry forward orthodontic activity (UOA)	0
Baseline contract value	£326,078.22

ACCESS*

Patients seen in 24 months	Total	Change since previous quarter
Quarter ending September 2016	5,100	
Quarter ending December 2016	5,093	→
Quarter ending March 2017	5,385	↑
Quarter ending June 2017	5,481	→
Quarter ending September 2017	5,486	→
Variance since September 2016	7.6%	↑



ACTIVITY



Month	Adjusted Scheduled Activity (UDA)	
	2017	2018
April	312	554
May	312	1,423
June	1,807	2,207
July	2,607	3,345
August	3,343	4,346
September	3,603	5,306
October	4,306	
November	4,991	
December	5,954	
January	7,618	
February	9,315	
March	10,326	
April	10,746	
May	10,747	
June	10,788	

QUALITY

	Quantity	Base Number	Contract	AT	Region	England
% of FP17s for the same patient ID Re-attending within 3 months - Children	43	890	4.8%	11.3%	11.4%	11.9%
% of FP17s for the same patient ID Re-attending within 3 months - Adults	196	2,374	8.3%	15.0%	15.7%	15.9%
% of FP17s for the same patient ID Re-attending between 3 & 9 months - Children	425	890	47.8%	57.7%	60.6%	58.1%
% of FP17s for the same patient ID Re-attending between 3 & 9 months - Adults	1,167	2,374	49.2%	48.5%	52.0%	50.6%
% of FP17s for Band 1 Urgent Courses	181	2,947	6.1%	9.7%	9.6%	9.1%
% of FP17s Relating to Free Repair or Replacements	12	2,947	0.4%	0.7%	0.7%	0.8%
% of FP17s Relating to Continuations	27	2,947	0.9%	0.8%	1.0%	1.1%
% of Patients satisfied with the dentistry they have received	3	3	N/A	92.7%	91.6%	91.4%
% of Patients satisfied with the time they had to wait for an appointment	3	3	N/A	89.7%	87.9%	87.7%

* This is based on patients treated on this contract for their most recent course of treatment. Figures in italics indicate the base number of FP17s or Patient Questionnaire responses are less than 100. N/A is shown where the base number of responses is less than 10 during the period. % is calculated as Quantity/Base number*100

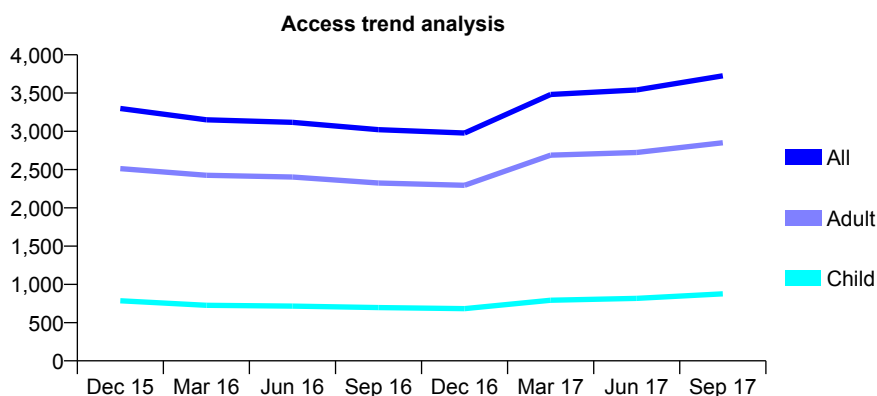
Q69 - Vital Signs At a Glance Contract Report for 101435/0109 - September 2017

Name or company name	IDH Limited
Contract type name	GDS Contract
Purpose of contract	General
Contract start date	01/07/2008
Contract end date	

17/18 Contracted general activity (UDA)	10,590
Carry forward general activity (UDA)	0
17/18 Contracted orthodontic activity (UOA)	0
Carry forward orthodontic activity (UOA)	0
Baseline contract value	£250,006.07

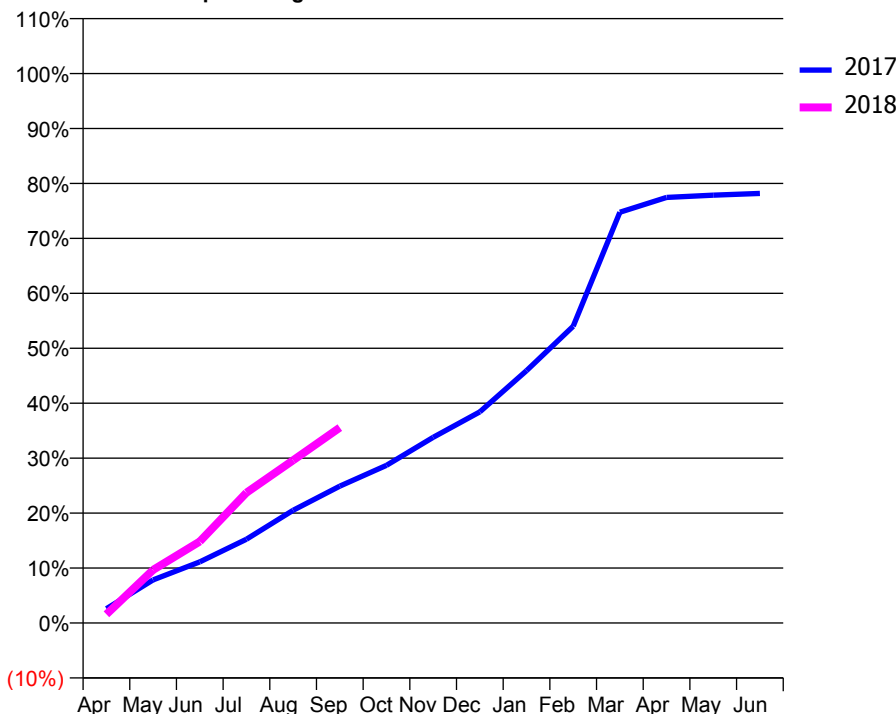
ACCESS*

Patients seen in 24 months	Total	Change since previous quarter
Quarter ending September 2016	3,021	
Quarter ending December 2016	2,978	↓
Quarter ending March 2017	3,482	↑
Quarter ending June 2017	3,540	→
Quarter ending September 2017	3,726	↑
Variance since September 2016	23.3%	↑



ACTIVITY

Cumulative percentage of contracted UDA delivered 2017 & 2018



Month	Adjusted Scheduled Activity (UDA)	
	2017	2018
April	277	167
May	832	1,025
June	1,179	1,572
July	1,616	2,511
August	2,173	3,137
September	2,637	3,765
October	3,039	
November	3,578	
December	4,069	
January	4,864	
February	5,720	
March	7,917	
April	8,202	
May	8,246	
June	8,279	

QUALITY

	Quantity	Base Number	Contract	AT	Region	England
% of FP17s for the same patient ID Re-attending within 3 months - Children	43	595	7.2%	11.3%	11.4%	11.9%
% of FP17s for the same patient ID Re-attending within 3 months - Adults	184	1,508	12.2%	15.0%	15.7%	15.9%
% of FP17s for the same patient ID Re-attending between 3 & 9 months - Children	240	595	40.3%	57.7%	60.6%	58.1%
% of FP17s for the same patient ID Re-attending between 3 & 9 months - Adults	513	1,508	34.0%	48.5%	52.0%	50.6%
% of FP17s for Band 1 Urgent Courses	232	1,887	12.3%	9.7%	9.6%	9.1%
% of FP17s Relating to Free Repair or Replacements	2	1,887	0.1%	0.7%	0.7%	0.8%
% of FP17s Relating to Continuations	17	1,887	0.9%	0.8%	1.0%	1.1%
% of Patients satisfied with the dentistry they have received	4	4	N/A	92.7%	91.6%	91.4%
% of Patients satisfied with the time they had to wait for an appointment	3	4	N/A	89.7%	87.9%	87.7%

* This is based on patients treated on this contract for their most recent course of treatment. Figures in italics indicate the base number of FP17s or Patient Questionnaire responses are less than 100. N/A is shown where the base number of responses is less than 10 during the period. % is calculated as Quantity/Base number*100

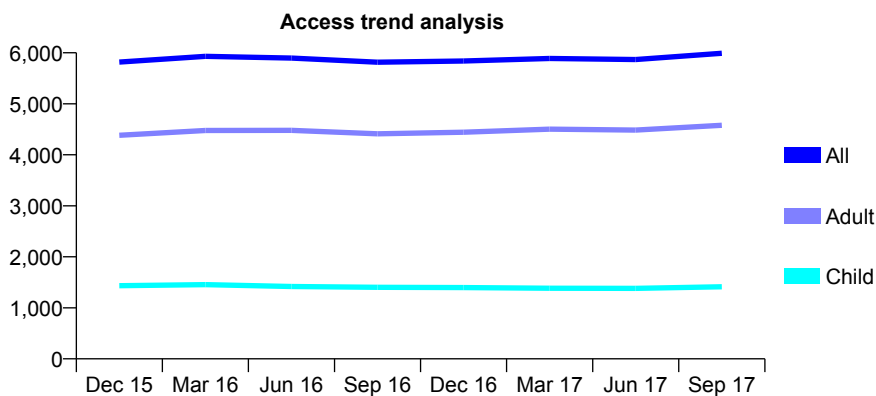
Q69 - Vital Signs At a Glance Contract Report for 102504/0001 - September 2017

Name or company name	Chess House (UK) Limited
Contract type name	GDS Contract
Purpose of contract	General
Contract start date	01/05/2010
Contract end date	

17/18 Contracted general activity (UDA)	15,018
Carry forward general activity (UDA)	50
17/18 Contracted orthodontic activity (UOA)	0
Carry forward orthodontic activity (UOA)	0
Baseline contract value	£344,041.41

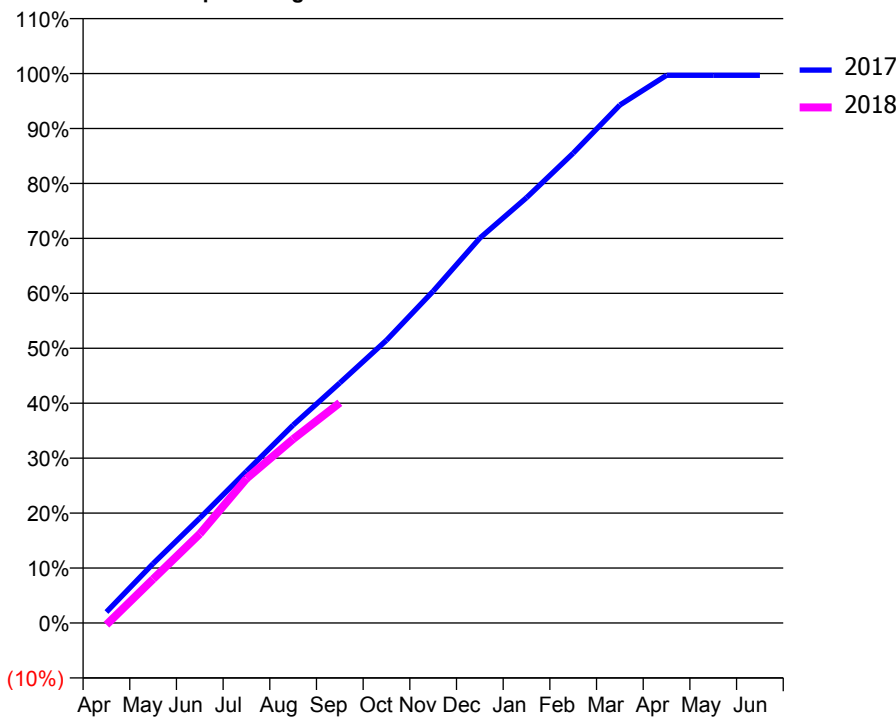
ACCESS*

Patients seen in 24 months	Total	Change since previous quarter
Quarter ending September 2016	5,816	
Quarter ending December 2016	5,840	→
Quarter ending March 2017	5,888	→
Quarter ending June 2017	5,867	→
Quarter ending September 2017	5,992	↑
Variance since September 2016	3.0%	↑



ACTIVITY

Cumulative percentage of contracted UDA delivered 2017 & 2018



Month	Adjusted Scheduled Activity (UDA)	
	2017	2018
April	314	-50
May	1,687	1,203
June	2,981	2,436
July	4,311	3,943
August	5,627	5,028
September	6,825	6,018
October	8,039	
November	9,432	
December	10,940	
January	12,088	
February	13,354	
March	14,722	
April	15,568	
May	15,569	
June	15,569	

QUALITY

	Quantity	Base Number	Contract	AT	Region	England
% of FP17s for the same patient ID Re-attending within 3 months - Children	69	957	7.2%	11.3%	11.4%	11.9%
% of FP17s for the same patient ID Re-attending within 3 months - Adults	536	3,096	17.3%	15.0%	15.7%	15.9%
% of FP17s for the same patient ID Re-attending between 3 & 9 months - Children	479	957	50.1%	57.7%	60.6%	58.1%
% of FP17s for the same patient ID Re-attending between 3 & 9 months - Adults	1,654	3,096	53.4%	48.5%	52.0%	50.6%
% of FP17s for Band 1 Urgent Courses	509	3,545	14.4%	9.7%	9.6%	9.1%
% of FP17s Relating to Free Repair or Replacements	20	3,545	0.6%	0.7%	0.7%	0.8%
% of FP17s Relating to Continuations	48	3,545	1.4%	0.8%	1.0%	1.1%
% of Patients satisfied with the dentistry they have received	5	7	N/A	92.7%	91.6%	91.4%
% of Patients satisfied with the time they had to wait for an appointment	7	7	N/A	89.7%	87.9%	87.7%

* This is based on patients treated on this contract for their most recent course of treatment. Figures in italics indicate the base number of FP17s or Patient Questionnaire responses are less than 100. N/A is shown where the base number of responses is less than 10 during the period. % is calculated as Quantity/Base number*100

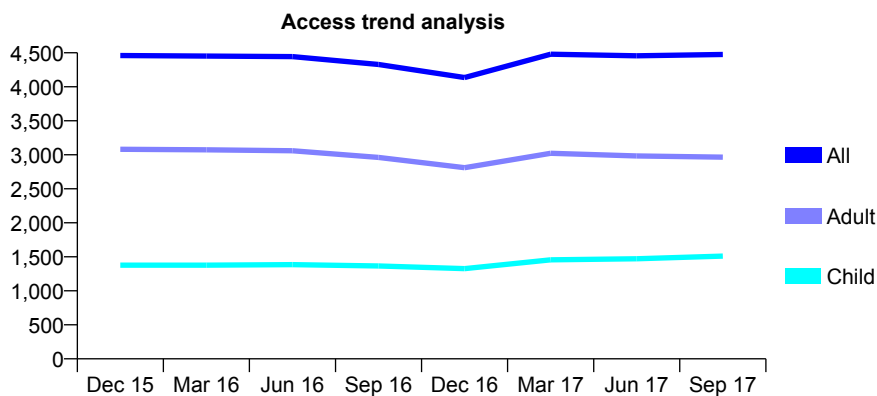
Q69 - Vital Signs At a Glance Contract Report for 103624/0001 - September 2017

Name or company name	CASTLE HILL DENTAL CARE LTD
Contract type name	GDS Contract
Purpose of contract	General
Contract start date	01/08/2012
Contract end date	

17/18 Contracted general activity (UDA)	8,250
Carry forward general activity (UDA)	-171
17/18 Contracted orthodontic activity (UOA)	0
Carry forward orthodontic activity (UOA)	0
Baseline contract value	£196,785.03

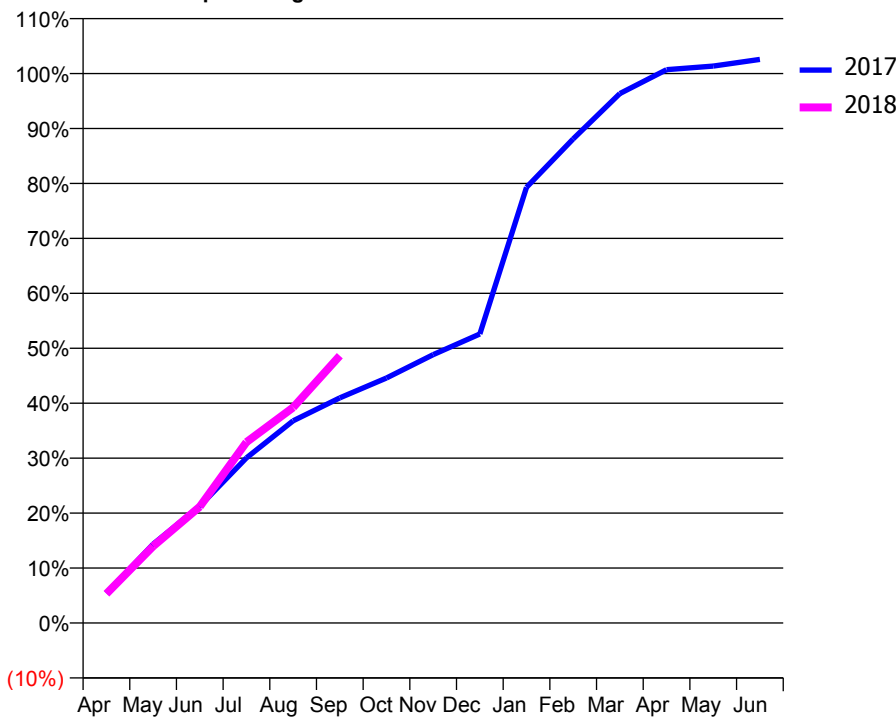
ACCESS*

Patients seen in 24 months	Total	Change since previous quarter
Quarter ending September 2016	4,328	
Quarter ending December 2016	4,137	↓
Quarter ending March 2017	4,479	↑
Quarter ending June 2017	4,455	→
Quarter ending September 2017	4,476	→
Variance since September 2016	3.4%	↑



ACTIVITY

Cumulative percentage of contracted UDA delivered 2017 & 2018



Month	Adjusted Scheduled Activity (UDA)	
	2017	2018
April	464	440
May	1,231	1,153
June	1,825	1,748
July	2,578	2,716
August	3,157	3,236
September	3,515	4,013
October	3,826	
November	4,191	
December	4,512	
January	6,802	
February	7,559	
March	8,268	
April	8,639	
May	8,696	
June	8,800	

QUALITY

	Quantity	Base Number	Contract	AT	Region	England
% of FP17s for the same patient ID Re-attending within 3 months - Children	61	872	7.0%	11.3%	11.4%	11.9%
% of FP17s for the same patient ID Re-attending within 3 months - Adults	212	1,555	13.6%	15.0%	15.7%	15.9%
% of FP17s for the same patient ID Re-attending between 3 & 9 months - Children	306	872	35.1%	57.7%	60.6%	58.1%
% of FP17s for the same patient ID Re-attending between 3 & 9 months - Adults	494	1,555	31.8%	48.5%	52.0%	50.6%
% of FP17s for Band 1 Urgent Courses	244	2,116	11.5%	9.7%	9.6%	9.1%
% of FP17s Relating to Free Repair or Replacements	11	2,116	0.5%	0.7%	0.7%	0.8%
% of FP17s Relating to Continuations	10	2,116	0.5%	0.8%	1.0%	1.1%
% of Patients satisfied with the dentistry they have received	2	3	N/A	92.7%	91.6%	91.4%
% of Patients satisfied with the time they had to wait for an appointment	1	3	N/A	89.7%	87.9%	87.7%

* This is based on patients treated on this contract for their most recent course of treatment. Figures in italics indicate the base number of FP17s or Patient Questionnaire responses are less than 100. N/A is shown where the base number of responses is less than 10 during the period. % is calculated as Quantity/Base number*100

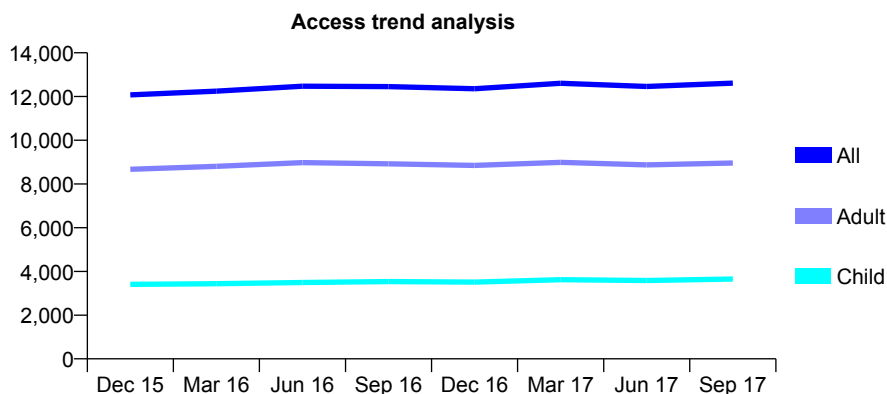
Q69 - Vital Signs At a Glance Contract Report for 104280/0001 - September 2017

Name or company name	BUSBY HOUSE DENTAL LTD
Contract type name	GDS Contract
Purpose of contract	General
Contract start date	01/10/2010
Contract end date	

17/18 Contracted general activity (UDA)	29,407
Carry forward general activity (UDA)	0
17/18 Contracted orthodontic activity (UOA)	0
Carry forward orthodontic activity (UOA)	0
Baseline contract value	£705,293.91

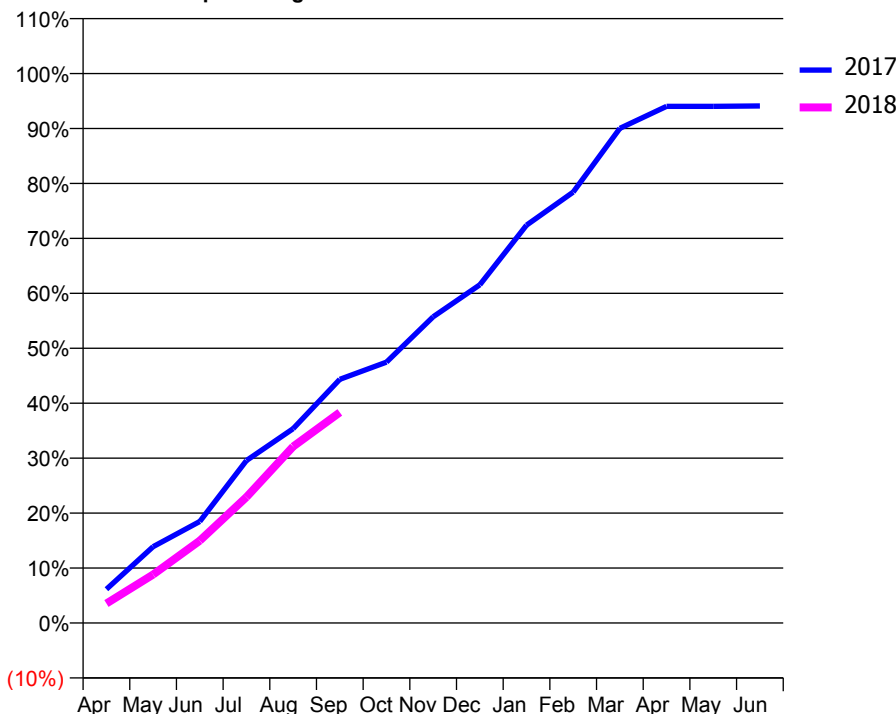
ACCESS*

Patients seen in 24 months	Total	Change since previous quarter
Quarter ending September 2016	12,455	
Quarter ending December 2016	12,358	→
Quarter ending March 2017	12,606	↑
Quarter ending June 2017	12,457	↓
Quarter ending September 2017	12,612	→
Variance since September 2016	1.3%	→



ACTIVITY

Cumulative percentage of contracted UDA delivered 2017 & 2018



Adjusted Scheduled Activity (UDA)

Month	2017	2018
April	1,881	1,047
May	4,249	2,597
June	5,651	4,408
July	9,046	6,741
August	10,819	9,442
September	13,565	11,274
October	14,518	
November	17,041	
December	18,824	
January	22,140	
February	23,985	
March	27,533	
April	28,756	
May	28,757	
June	28,778	

QUALITY

	Quantity	Base Number	Contract	AT	Region	England
% of FP17s for the same patient ID Re-attending within 3 months - Children	208	2,705	7.7%	11.3%	11.4%	11.9%
% of FP17s for the same patient ID Re-attending within 3 months - Adults	936	5,647	16.6%	15.0%	15.7%	15.9%
% of FP17s for the same patient ID Re-attending between 3 & 9 months - Children	1,654	2,705	61.1%	57.7%	60.6%	58.1%
% of FP17s for the same patient ID Re-attending between 3 & 9 months - Adults	2,987	5,647	52.9%	48.5%	52.0%	50.6%
% of FP17s for Band 1 Urgent Courses	683	6,809	10.0%	9.7%	9.6%	9.1%
% of FP17s Relating to Free Repair or Replacements	45	6,809	0.7%	0.7%	0.7%	0.8%
% of FP17s Relating to Continuations	26	6,809	0.4%	0.8%	1.0%	1.1%
% of Patients satisfied with the dentistry they have received	15	16	93.8%	92.7%	91.6%	91.4%
% of Patients satisfied with the time they had to wait for an appointment	12	16	75.0%	89.7%	87.9%	87.7%

* This is based on patients treated on this contract for their most recent course of treatment. Figures in italics indicate the base number of FP17s or Patient Questionnaire responses are less than 100. N/A is shown where the base number of responses is less than 10 during the period. % is calculated as Quantity/Base number*100

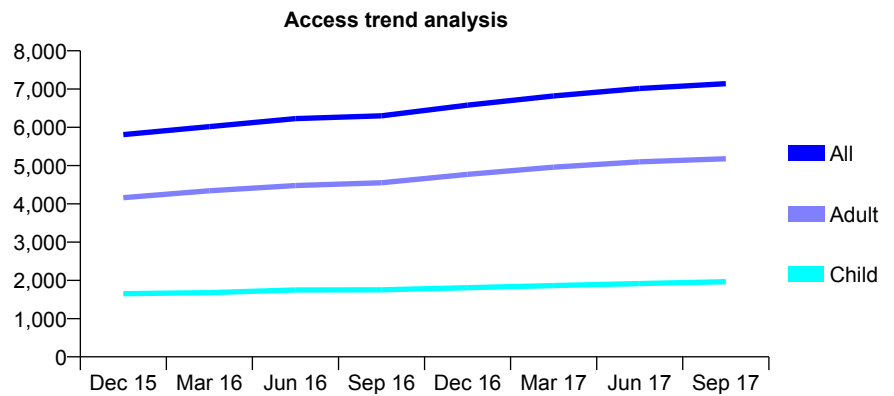
Q69 - Vital Signs At a Glance Contract Report for 104345/0001 - September 2017

Name or company name	Michael Fahami LTD
Contract type name	GDS Contract
Purpose of contract	General
Contract start date	01/08/2010
Contract end date	

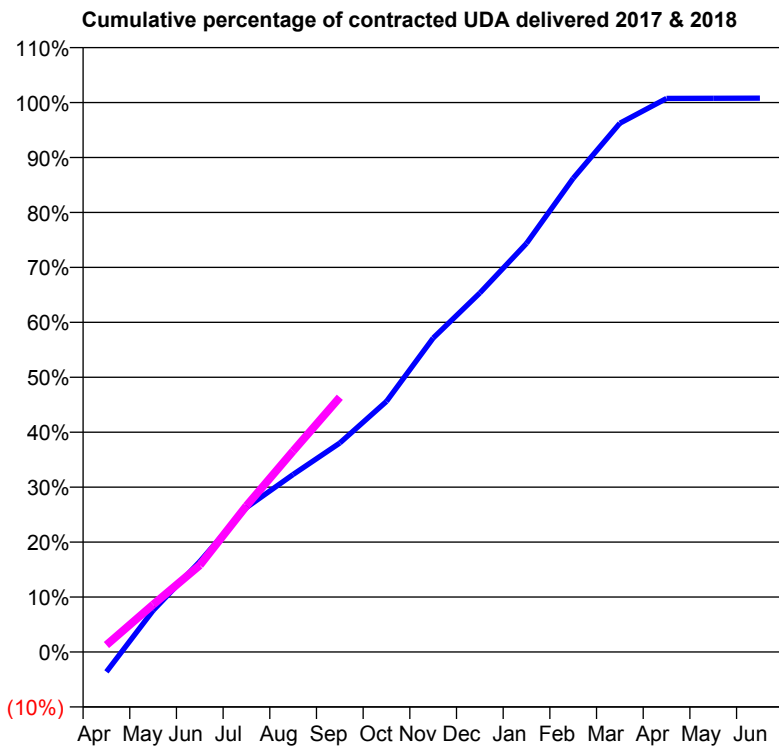
17/18 Contracted general activity (UDA)	14,000
Carry forward general activity (UDA)	115
17/18 Contracted orthodontic activity (UOA)	0
Carry forward orthodontic activity (UOA)	0
Baseline contract value	£342,250.18

ACCESS*

Patients seen in 24 months	Total	Change since previous quarter
Quarter ending September 2016	6,302	
Quarter ending December 2016	6,579	↑
Quarter ending March 2017	6,820	↑
Quarter ending June 2017	7,016	↑
Quarter ending September 2017	7,141	→
Variance since September 2016	13.3%	↑



ACTIVITY



Month	Adjusted Scheduled Activity (UDA)	
	2017	2018
April	-527	177
May	1,102	1,207
June	2,398	2,210
July	3,830	3,724
August	4,706	5,120
September	5,540	6,492
October	6,642	
November	8,318	
December	9,514	
January	10,828	
February	12,553	
March	14,010	
April	14,668	
May	14,673	
June	14,675	

QUALITY

	Quantity	Base Number	Contract	AT	Region	England
% of FP17s for the same patient ID Re-attending within 3 months - Children	86	1,417	6.1%	11.3%	11.4%	11.9%
% of FP17s for the same patient ID Re-attending within 3 months - Adults	391	3,154	12.4%	15.0%	15.7%	15.9%
% of FP17s for the same patient ID Re-attending between 3 & 9 months - Children	829	1,417	58.5%	57.7%	60.6%	58.1%
% of FP17s for the same patient ID Re-attending between 3 & 9 months - Adults	1,602	3,154	50.8%	48.5%	52.0%	50.6%
% of FP17s for Band 1 Urgent Courses	289	3,703	7.8%	9.7%	9.6%	9.1%
% of FP17s Relating to Free Repair or Replacements	19	3,703	0.5%	0.7%	0.7%	0.8%
% of FP17s Relating to Continuations	14	3,703	0.4%	0.8%	1.0%	1.1%
% of Patients satisfied with the dentistry they have received	19	19	100.0%	92.7%	91.6%	91.4%
% of Patients satisfied with the time they had to wait for an appointment	17	19	89.5%	89.7%	87.9%	87.7%

* This is based on patients treated on this contract for their most recent course of treatment. Figures in italics indicate the base number of FP17s or Patient Questionnaire responses are less than 100. N/A is shown where the base number of responses is less than 10 during the period. % is calculated as Quantity/Base number*100

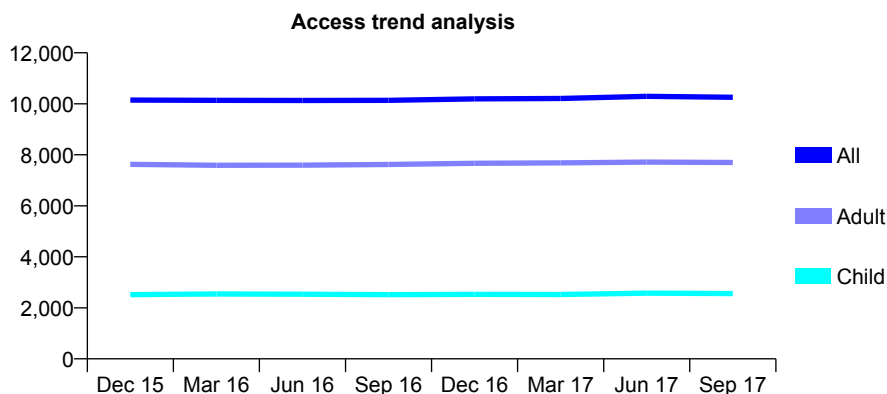
Q69 - Vital Signs At a Glance Contract Report for 105961/0001 - September 2017

Name or company name	Roundshill Dental Practice
Contract type name	GDS Contract
Purpose of contract	General
Contract start date	01/04/2006
Contract end date	

17/18 Contracted general activity (UDA)	22,935
Carry forward general activity (UDA)	216
17/18 Contracted orthodontic activity (UOA)	0
Carry forward orthodontic activity (UOA)	0
Baseline contract value	£586,285.42

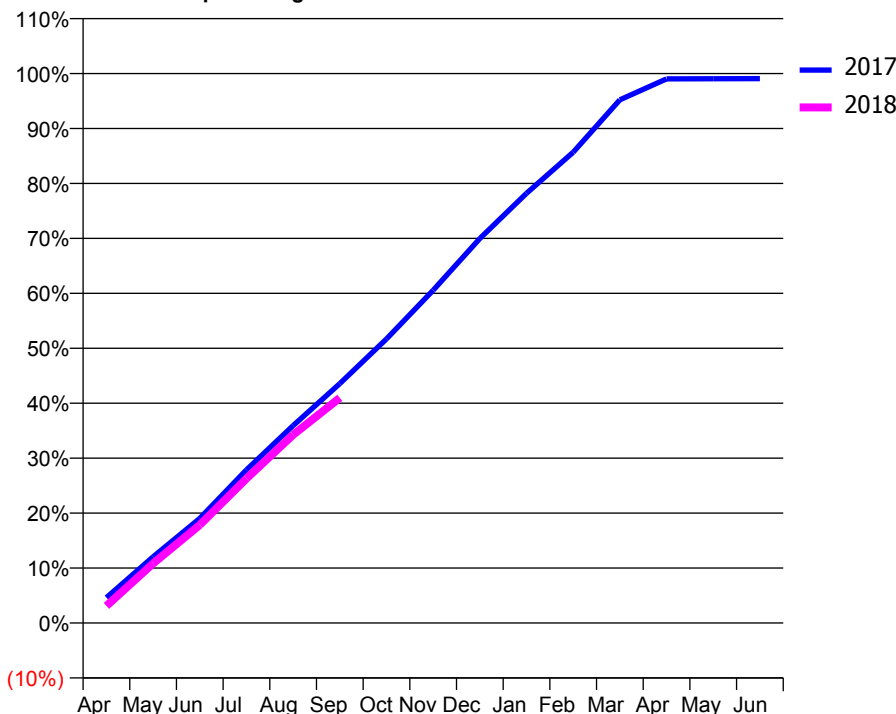
ACCESS*

Patients seen in 24 months	Total	Change since previous quarter
Quarter ending September 2016	10,138	
Quarter ending December 2016	10,196	→
Quarter ending March 2017	10,210	→
Quarter ending June 2017	10,291	→
Quarter ending September 2017	10,257	→
Variance since September 2016	1.2%	→



ACTIVITY

Cumulative percentage of contracted UDA delivered 2017 & 2018



Month	Adjusted Scheduled Activity (UDA)	
	2017	2018
April	1,060	716
May	2,765	2,486
June	4,366	4,095
July	6,390	6,030
August	8,239	7,855
September	9,991	9,400
October	11,860	
November	13,890	
December	16,051	
January	17,934	
February	19,647	
March	21,835	
April	22,712	
May	22,718	
June	22,719	

QUALITY

	Quantity	Base Number	Contract	AT	Region	England
% of FP17s for the same patient ID Re-attending within 3 months - Children	126	1,651	7.6%	11.3%	11.4%	11.9%
% of FP17s for the same patient ID Re-attending within 3 months - Adults	655	4,559	14.4%	15.0%	15.7%	15.9%
% of FP17s for the same patient ID Re-attending between 3 & 9 months - Children	803	1,651	48.6%	57.7%	60.6%	58.1%
% of FP17s for the same patient ID Re-attending between 3 & 9 months - Adults	1,933	4,559	42.4%	48.5%	52.0%	50.6%
% of FP17s for Band 1 Urgent Courses	619	5,727	10.8%	9.7%	9.6%	9.1%
% of FP17s Relating to Free Repair or Replacements	75	5,727	1.3%	0.7%	0.7%	0.8%
% of FP17s Relating to Continuations	48	5,727	0.8%	0.8%	1.0%	1.1%
% of Patients satisfied with the dentistry they have received	23	27	85.2%	92.7%	91.6%	91.4%
% of Patients satisfied with the time they had to wait for an appointment	22	27	81.5%	89.7%	87.9%	87.7%

* This is based on patients treated on this contract for their most recent course of treatment. Figures in italics indicate the base number of FP17s or Patient Questionnaire responses are less than 100. N/A is shown where the base number of responses is less than 10 during the period. % is calculated as Quantity/Base number*100

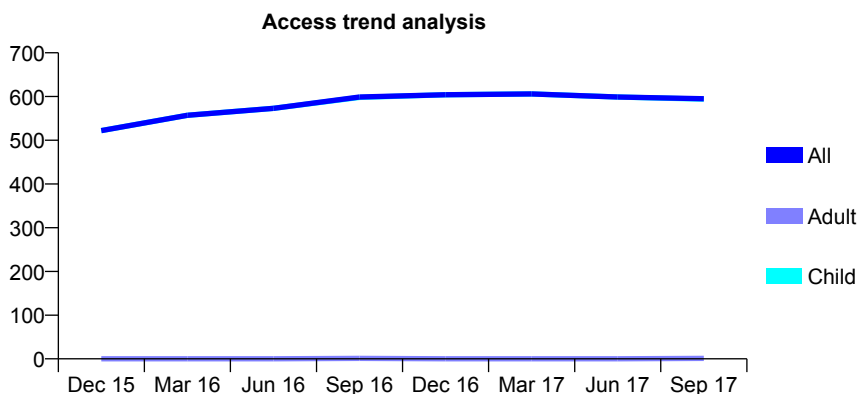
Q69 - Vital Signs At a Glance Contract Report for 108715/0001 - September 2017

Name or company name	Williams and Sanghera Dental Practice
Contract type name	GDS Contract
Purpose of contract	General
Contract start date	01/11/2014
Contract end date	

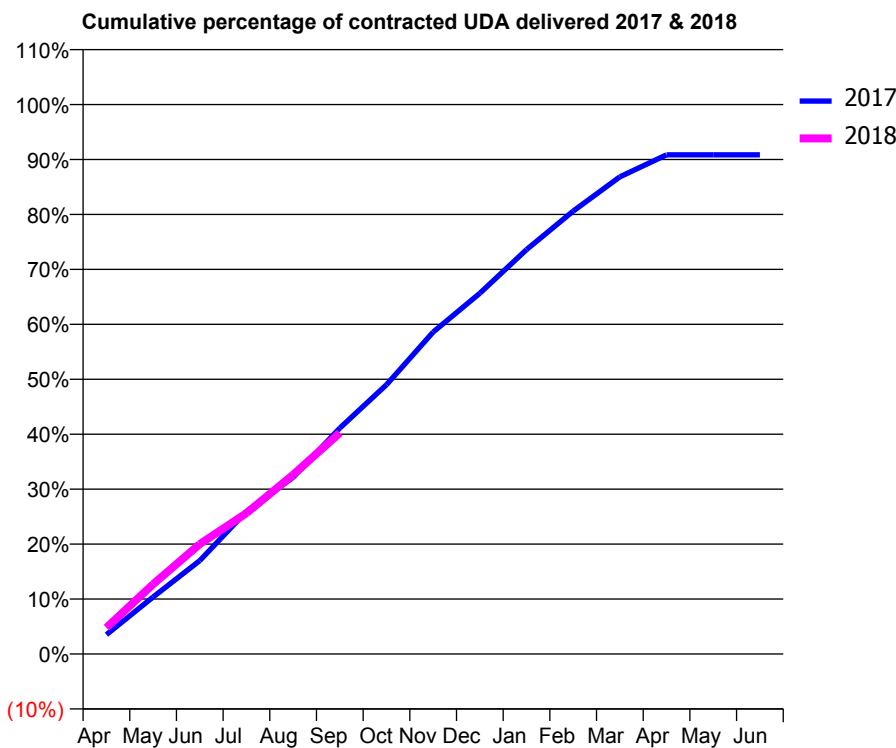
17/18 Contracted general activity (UDA)	1,425
Carry forward general activity (UDA)	0
17/18 Contracted orthodontic activity (UOA)	0
Carry forward orthodontic activity (UOA)	0
Baseline contract value	£25,937.22

ACCESS*

Patients seen in 24 months	Total	Change since previous quarter
Quarter ending September 2016	599	
Quarter ending December 2016	604	→
Quarter ending March 2017	606	→
Quarter ending June 2017	599	↓
Quarter ending September 2017	595	→
Variance since September 2016	(0.7%)	→



ACTIVITY



Month	Adjusted Scheduled Activity (UDA)	
	2017	2018
April	50	68
May	148	181
June	242	285
July	370	365
August	458	465
September	586	573
October	698	
November	835	
December	935	
January	1,049	
February	1,149	
March	1,237	
April	1,295	
May	1,295	
June	1,295	

QUALITY

	Quantity	Base Number	Contract	AT	Region	England
% of FP17s for the same patient ID Re-attending within 3 months - Children	31	481	6.4%	11.3%	11.4%	11.9%
% of FP17s for the same patient ID Re-attending within 3 months - Adults	0	0	N/A	15.0%	15.7%	15.9%
% of FP17s for the same patient ID Re-attending between 3 & 9 months - Children	367	481	76.3%	57.7%	60.6%	58.1%
% of FP17s for the same patient ID Re-attending between 3 & 9 months - Adults	0	0	N/A	48.5%	52.0%	50.6%
% of FP17s for Band 1 Urgent Courses	12	438	2.7%	9.7%	9.6%	9.1%
% of FP17s Relating to Free Repair or Replacements	0	438	0.0%	0.7%	0.7%	0.8%
% of FP17s Relating to Continuations	0	438	0.0%	0.8%	1.0%	1.1%
% of Patients satisfied with the dentistry they have received	0	0	N/A	92.7%	91.6%	91.4%
% of Patients satisfied with the time they had to wait for an appointment	0	0	N/A	89.7%	87.9%	87.7%

* This is based on patients treated on this contract for their most recent course of treatment. Figures in italics indicate the base number of FP17s or Patient Questionnaire responses are less than 100. N/A is shown where the base number of responses is less than 10 during the period. % is calculated as Quantity/Base number*100

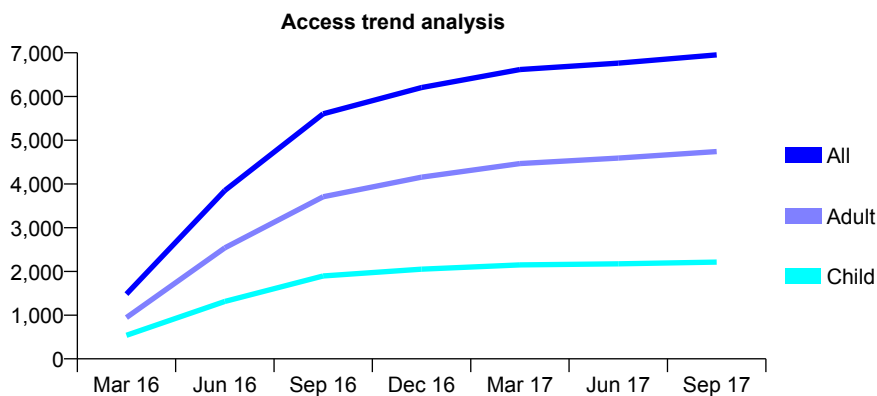
Q69 - Vital Signs At a Glance Contract Report for 111945/0001 - September 2017

Name or company name	Gloucester House Dental Practice
Contract type name	GDS Contract
Purpose of contract	General
Contract start date	01/02/2016
Contract end date	

17/18 Contracted general activity (UDA)	19,387
Carry forward general activity (UDA)	-387
17/18 Contracted orthodontic activity (UOA)	0
Carry forward orthodontic activity (UOA)	0
Baseline contract value	£567,001.19

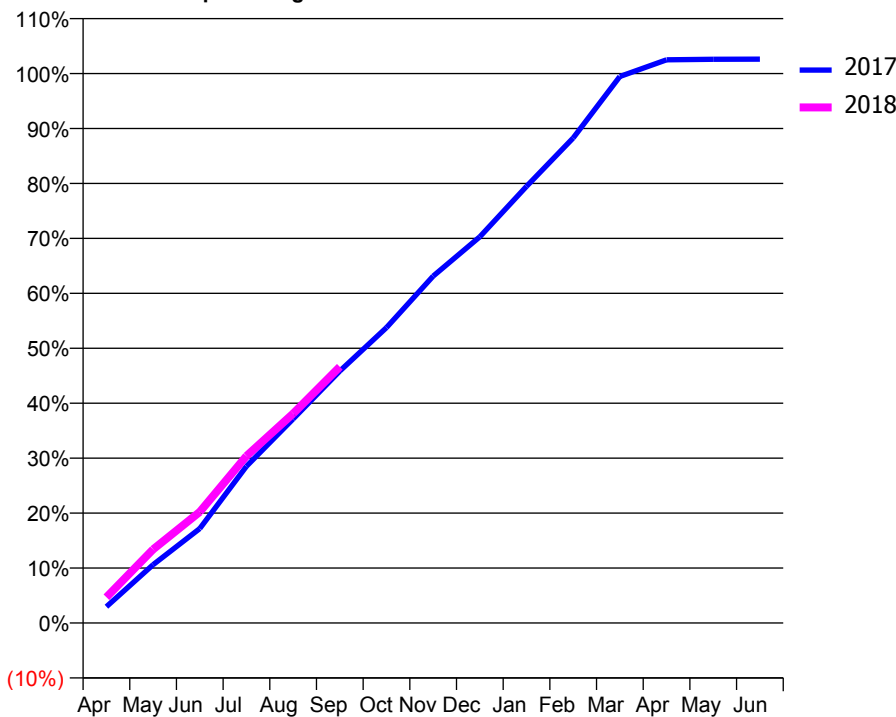
ACCESS*

Patients seen in 24 months	Total	Change since previous quarter
Quarter ending September 2016	5,604	
Quarter ending December 2016	6,206	↑
Quarter ending March 2017	6,616	↑
Quarter ending June 2017	6,764	↑
Quarter ending September 2017	6,954	↑
Variance since September 2016	24.1%	↑



ACTIVITY

Cumulative percentage of contracted UDA delivered 2017 & 2018



Month	Adjusted Scheduled Activity (UDA)	
	2017	2018
April	577	909
May	2,058	2,597
June	3,335	3,923
July	5,529	5,894
August	7,199	7,390
September	8,889	9,040
October	10,424	
November	12,240	
December	13,628	
January	15,405	
February	17,112	
March	19,281	
April	19,871	
May	19,890	
June	19,894	

QUALITY

	Quantity	Base Number	Contract	AT	Region	England
% of FP17s for the same patient ID Re-attending within 3 months - Children	130	1,939	6.7%	11.3%	11.4%	11.9%
% of FP17s for the same patient ID Re-attending within 3 months - Adults	495	3,837	12.9%	15.0%	15.7%	15.9%
% of FP17s for the same patient ID Re-attending between 3 & 9 months - Children	1,441	1,939	74.3%	57.7%	60.6%	58.1%
% of FP17s for the same patient ID Re-attending between 3 & 9 months - Adults	2,642	3,837	68.9%	48.5%	52.0%	50.6%
% of FP17s for Band 1 Urgent Courses	270	5,445	5.0%	9.7%	9.6%	9.1%
% of FP17s Relating to Free Repair or Replacements	29	5,445	0.5%	0.7%	0.7%	0.8%
% of FP17s Relating to Continuations	22	5,445	0.4%	0.8%	1.0%	1.1%
% of Patients satisfied with the dentistry they have received	12	13	92.3%	92.7%	91.6%	91.4%
% of Patients satisfied with the time they had to wait for an appointment	13	13	100.0%	89.7%	87.9%	87.7%

* This is based on patients treated on this contract for their most recent course of treatment. Figures in italics indicate the base number of FP17s or Patient Questionnaire responses are less than 100. N/A is shown where the base number of responses is less than 10 during the period. % is calculated as Quantity/Base number*100

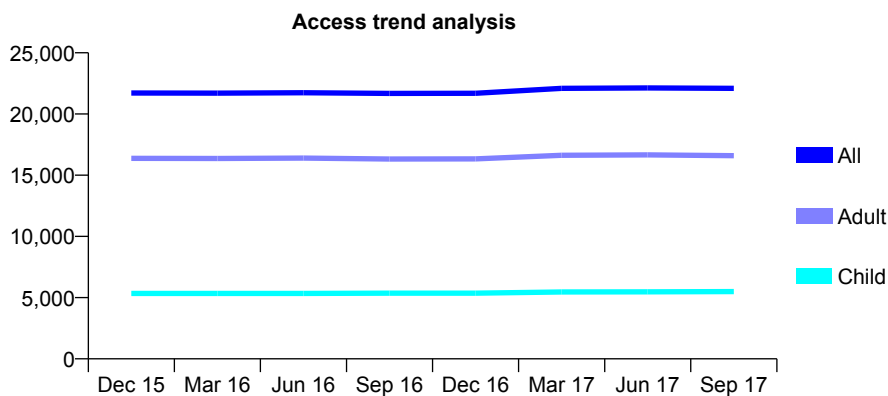
Q69 - Vital Signs At a Glance Contract Report for 111988/0001 - September 2017

Name or company name	OXFORD DENTAL CARE LTD
Contract type name	GDS Contract
Purpose of contract	General
Contract start date	01/04/2009
Contract end date	

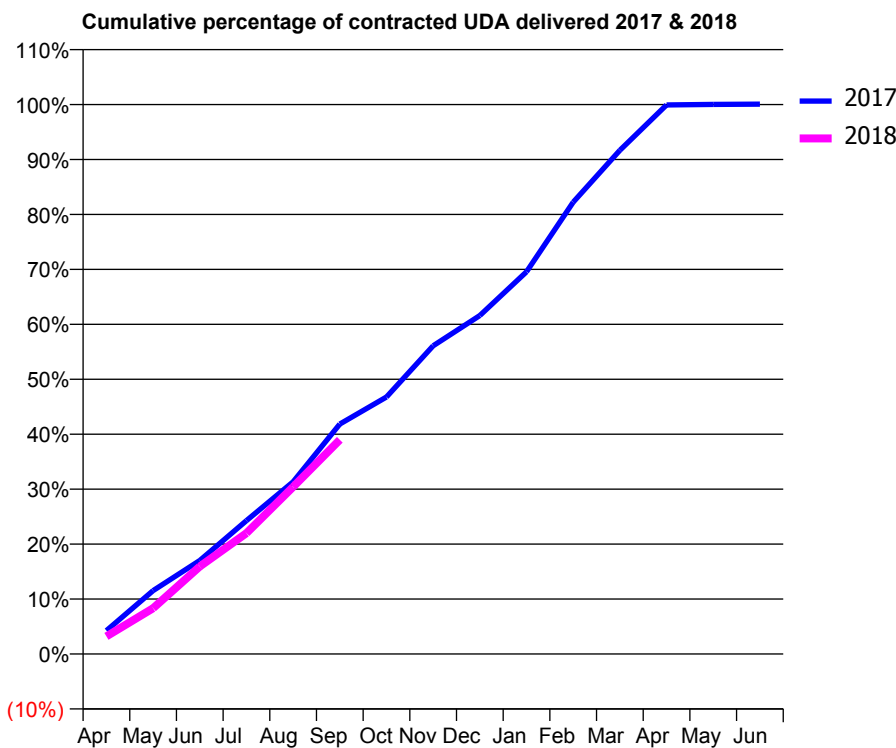
17/18 Contracted general activity (UDA)	56,758
Carry forward general activity (UDA)	-35
17/18 Contracted orthodontic activity (UOA)	0
Carry forward orthodontic activity (UOA)	0
Baseline contract value	£1,463,035.70

ACCESS*

Patients seen in 24 months	Total	Change since previous quarter
Quarter ending September 2016	21,683	
Quarter ending December 2016	21,697	→
Quarter ending March 2017	22,096	→
Quarter ending June 2017	22,133	→
Quarter ending September 2017	22,096	→
Variance since September 2016	1.9%	→



ACTIVITY



Month	Adjusted Scheduled Activity (UDA)	
	2017	2018
April	2,418	1,823
May	6,543	4,731
June	9,659	9,043
July	13,786	12,487
August	17,786	17,263
September	23,752	22,124
October	26,551	
November	31,841	
December	34,967	
January	39,481	
February	46,667	
March	52,028	
April	56,711	
May	56,773	
June	56,794	

QUALITY

	Quantity	Base Number	Contract	AT	Region	England
% of FP17s for the same patient ID Re-attending within 3 months - Children	336	3,873	8.7%	11.3%	11.4%	11.9%
% of FP17s for the same patient ID Re-attending within 3 months - Adults	1,919	10,671	18.0%	15.0%	15.7%	15.9%
% of FP17s for the same patient ID Re-attending between 3 & 9 months - Children	2,040	3,873	52.7%	57.7%	60.6%	58.1%
% of FP17s for the same patient ID Re-attending between 3 & 9 months - Adults	5,001	10,671	46.9%	48.5%	52.0%	50.6%
% of FP17s for Band 1 Urgent Courses	1,568	11,558	13.6%	9.7%	9.6%	9.1%
% of FP17s Relating to Free Repair or Replacements	141	11,558	1.2%	0.7%	0.7%	0.8%
% of FP17s Relating to Continuations	128	11,558	1.1%	0.8%	1.0%	1.1%
% of Patients satisfied with the dentistry they have received	14	16	87.5%	92.7%	91.6%	91.4%
% of Patients satisfied with the time they had to wait for an appointment	13	16	81.3%	89.7%	87.9%	87.7%

* This is based on patients treated on this contract for their most recent course of treatment. Figures in italics indicate the base number of FP17s or Patient Questionnaire responses are less than 100. N/A is shown where the base number of responses is less than 10 during the period. % is calculated as Quantity/Base number*100

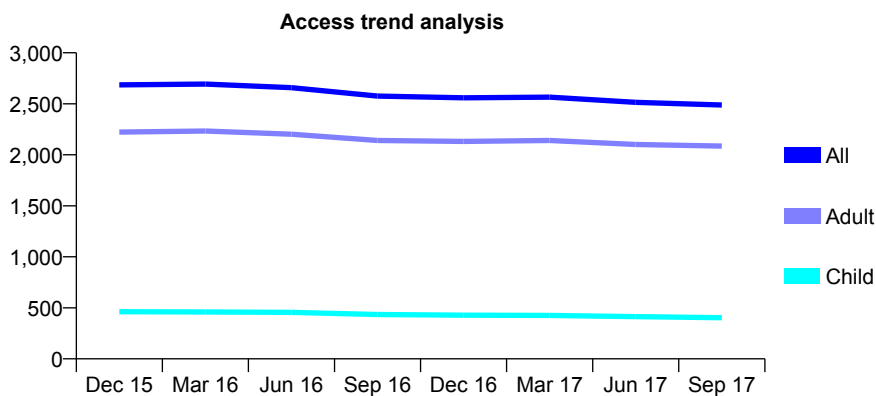
Q69 - Vital Signs At a Glance Contract Report for 113735/0001 - September 2017

Name or company name	E. Leondaki Ltd
Contract type name	GDS Contract
Purpose of contract	General
Contract start date	01/04/2009
Contract end date	

17/18 Contracted general activity (UDA)	8,160
Carry forward general activity (UDA)	-58
17/18 Contracted orthodontic activity (UOA)	0
Carry forward orthodontic activity (UOA)	0
Baseline contract value	£203,845.24

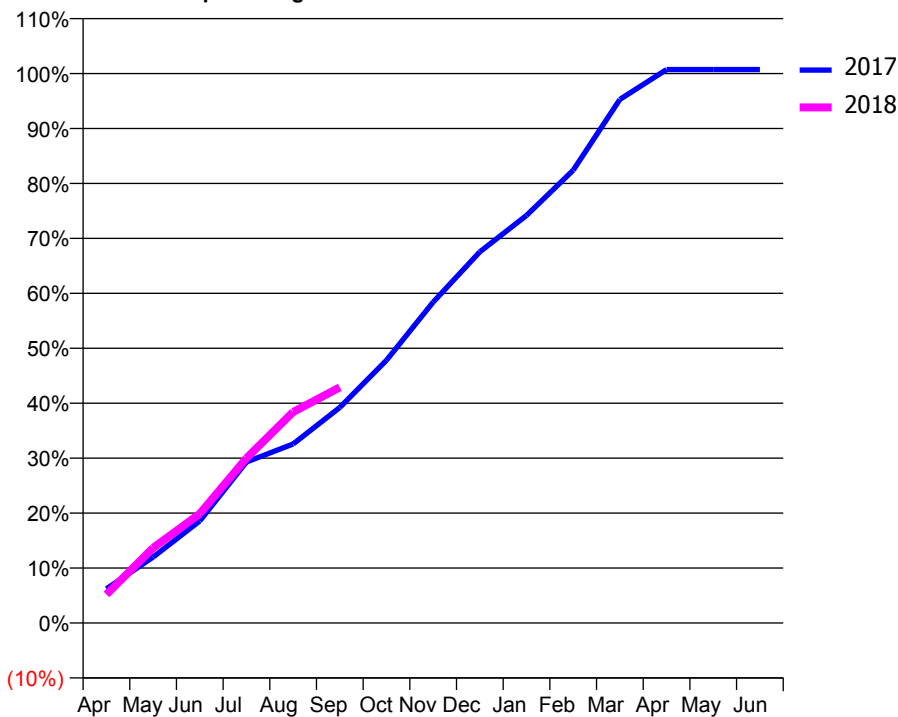
ACCESS*

Patients seen in 24 months	Total	Change since previous quarter
Quarter ending September 2016	2,576	
Quarter ending December 2016	2,559	→
Quarter ending March 2017	2,566	→
Quarter ending June 2017	2,515	↓
Quarter ending September 2017	2,488	↓
Variance since September 2016	(3.4%)	↓



ACTIVITY

Cumulative percentage of contracted UDA delivered 2017 & 2018



Month	Adjusted Scheduled Activity (UDA)	
	2017	2018
April	507	425
May	978	1,116
June	1,516	1,622
July	2,390	2,448
August	2,658	3,134
September	3,201	3,500
October	3,902	
November	4,766	
December	5,513	
January	6,052	
February	6,725	
March	7,775	
April	8,218	
May	8,218	
June	8,218	

QUALITY

	Quantity	Base Number	Contract	AT	Region	England
% of FP17s for the same patient ID Re-attending within 3 months - Children	14	319	4.4%	11.3%	11.4%	11.9%
% of FP17s for the same patient ID Re-attending within 3 months - Adults	181	1,599	11.3%	15.0%	15.7%	15.9%
% of FP17s for the same patient ID Re-attending between 3 & 9 months - Children	235	319	73.7%	57.7%	60.6%	58.1%
% of FP17s for the same patient ID Re-attending between 3 & 9 months - Adults	1,096	1,599	68.5%	48.5%	52.0%	50.6%
% of FP17s for Band 1 Urgent Courses	49	1,763	2.8%	9.7%	9.6%	9.1%
% of FP17s Relating to Free Repair or Replacements	10	1,763	0.6%	0.7%	0.7%	0.8%
% of FP17s Relating to Continuations	24	1,763	1.4%	0.8%	1.0%	1.1%
% of Patients satisfied with the dentistry they have received	11	13	84.6%	92.7%	91.6%	91.4%
% of Patients satisfied with the time they had to wait for an appointment	12	13	92.3%	89.7%	87.9%	87.7%

* This is based on patients treated on this contract for their most recent course of treatment. Figures in italics indicate the base number of FP17s or Patient Questionnaire responses are less than 100. N/A is shown where the base number of responses is less than 10 during the period. % is calculated as Quantity/Base number*100

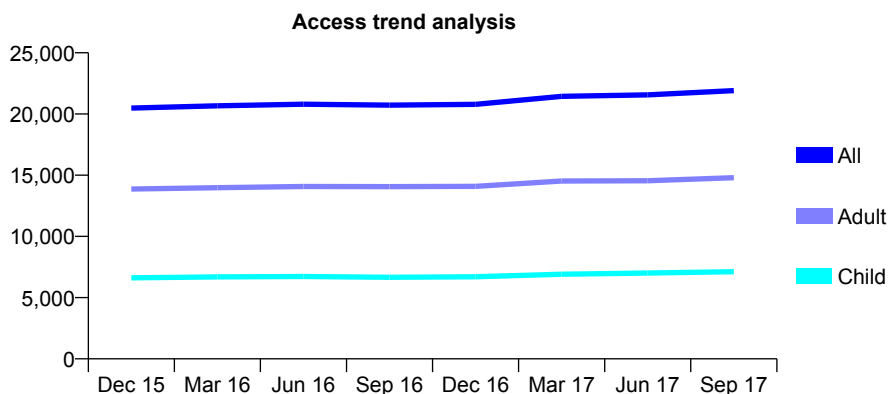
Q69 - Vital Signs At a Glance Contract Report for 113913/0001 - September 2017

Name or company name	Eastgate Dental Centre LTD
Contract type name	GDS Contract
Purpose of contract	General
Contract start date	01/11/2012
Contract end date	

17/18 Contracted general activity (UDA)	41,155
Carry forward general activity (UDA)	-473
17/18 Contracted orthodontic activity (UOA)	0
Carry forward orthodontic activity (UOA)	0
Baseline contract value	£1,051,839.79

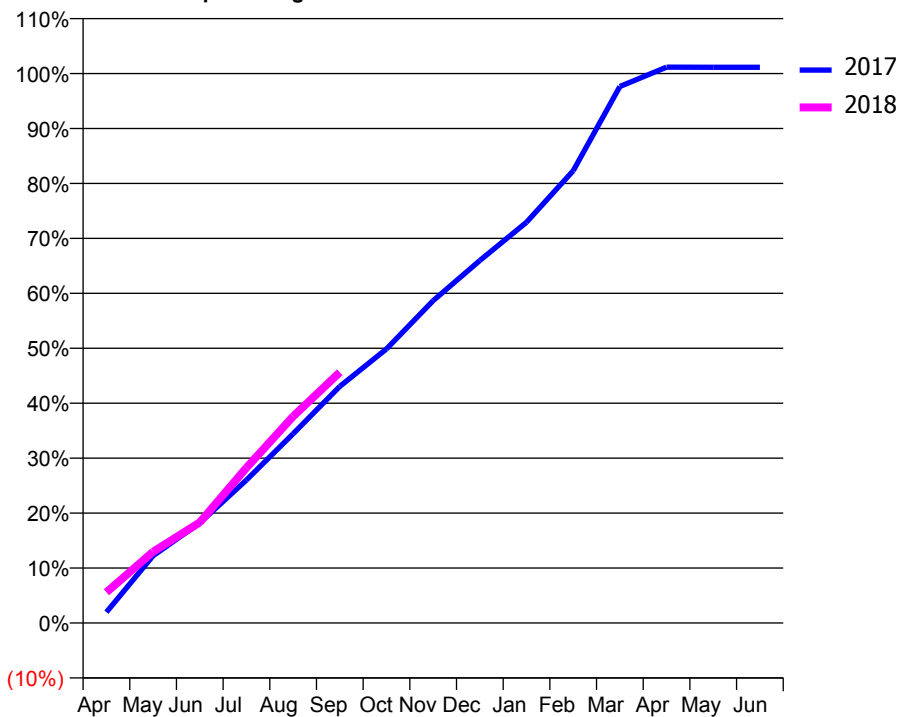
ACCESS*

Patients seen in 24 months	Total	Change since previous quarter
Quarter ending September 2016	20,729	
Quarter ending December 2016	20,795	→
Quarter ending March 2017	21,439	↑
Quarter ending June 2017	21,560	→
Quarter ending September 2017	21,913	→
Variance since September 2016	5.7%	↑



ACTIVITY

Cumulative percentage of contracted UDA delivered 2017 & 2018



Month	Adjusted Scheduled Activity (UDA)	
	2017	2018
April	832	2,303
May	5,144	5,335
June	7,654	7,532
July	10,941	11,635
August	14,477	15,475
September	18,098	18,782
October	20,959	
November	24,657	
December	27,720	
January	30,652	
February	34,586	
March	41,030	
April	42,515	
May	42,500	
June	42,499	

QUALITY

	Quantity	Base Number	Contract	AT	Region	England
% of FP17s for the same patient ID Re-attending within 3 months - Children	403	5,231	7.7%	11.3%	11.4%	11.9%
% of FP17s for the same patient ID Re-attending within 3 months - Adults	1,287	8,839	14.6%	15.0%	15.7%	15.9%
% of FP17s for the same patient ID Re-attending between 3 & 9 months - Children	3,170	5,231	60.6%	57.7%	60.6%	58.1%
% of FP17s for the same patient ID Re-attending between 3 & 9 months - Adults	4,203	8,839	47.6%	48.5%	52.0%	50.6%
% of FP17s for Band 1 Urgent Courses	1,662	12,004	13.8%	9.7%	9.6%	9.1%
% of FP17s Relating to Free Repair or Replacements	35	12,004	0.3%	0.7%	0.7%	0.8%
% of FP17s Relating to Continuations	4	12,004	0.0%	0.8%	1.0%	1.1%
% of Patients satisfied with the dentistry they have received	35	35	100.0%	92.7%	91.6%	91.4%
% of Patients satisfied with the time they had to wait for an appointment	34	35	97.1%	89.7%	87.9%	87.7%

* This is based on patients treated on this contract for their most recent course of treatment. Figures in italics indicate the base number of FP17s or Patient Questionnaire responses are less than 100. N/A is shown where the base number of responses is less than 10 during the period. % is calculated as Quantity/Base number*100

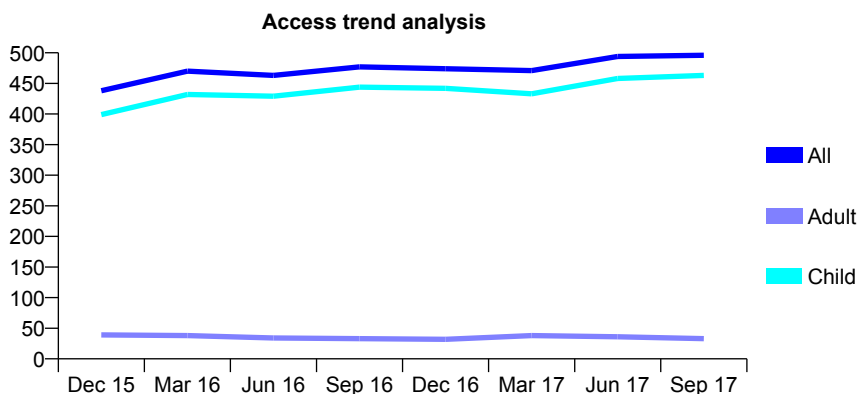
Q69 - Vital Signs At a Glance Contract Report for 114502/0001 - September 2017

Name or company name	Oakthorpe Dental
Contract type name	GDS Contract
Purpose of contract	General
Contract start date	01/04/2012
Contract end date	

17/18 Contracted general activity (UDA)	556
Carry forward general activity (UDA)	-11
17/18 Contracted orthodontic activity (UOA)	0
Carry forward orthodontic activity (UOA)	0
Baseline contract value	£15,188.14

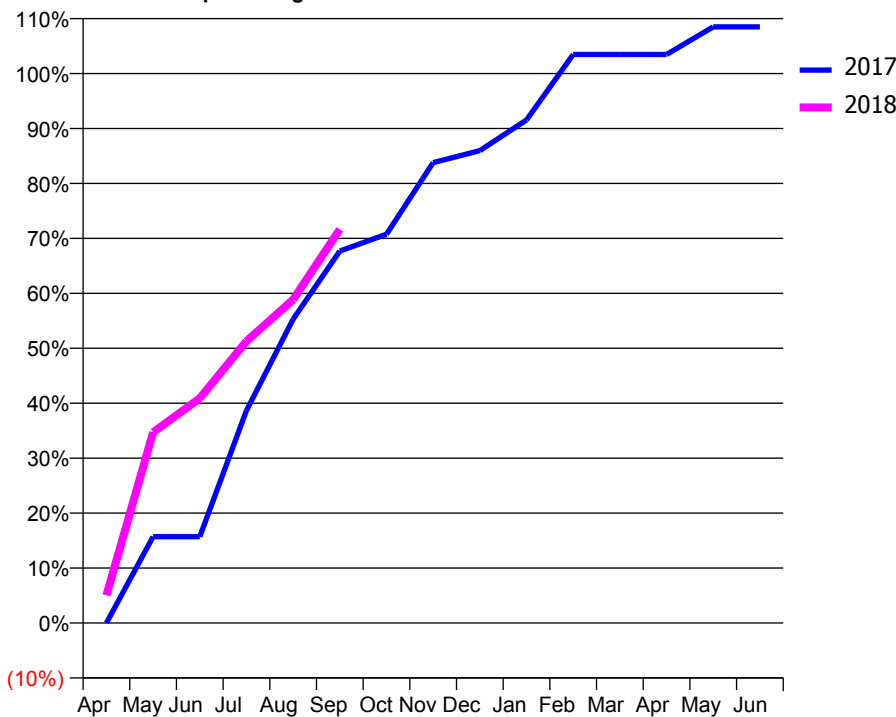
ACCESS*

Patients seen in 24 months	Total	Change since previous quarter
Quarter ending September 2016	477	
Quarter ending December 2016	474	→
Quarter ending March 2017	471	→
Quarter ending June 2017	494	↑
Quarter ending September 2017	496	→
Variance since September 2016	4.0%	↑



ACTIVITY

Cumulative percentage of contracted UDA delivered 2017 & 2018



Month	Adjusted Scheduled Activity (UDA)	
	2017	2018
April	0	28
May	87	193
June	87	227
July	215	285
August	307	327
September	376	398
October	393	
November	466	
December	478	
January	509	
February	575	
March	575	
April	575	
May	603	
June	603	

QUALITY

	Quantity	Base Number	Contract	AT	Region	England
% of FP17s for the same patient ID Re-attending within 3 months - Children	15	348	4.3%	11.3%	11.4%	11.9%
% of FP17s for the same patient ID Re-attending within 3 months - Adults	0	2	0.0%	15.0%	15.7%	15.9%
% of FP17s for the same patient ID Re-attending between 3 & 9 months - Children	119	348	34.2%	57.7%	60.6%	58.1%
% of FP17s for the same patient ID Re-attending between 3 & 9 months - Adults	1	2	50.0%	48.5%	52.0%	50.6%
% of FP17s for Band 1 Urgent Courses	12	330	3.6%	9.7%	9.6%	9.1%
% of FP17s Relating to Free Repair or Replacements	0	330	0.0%	0.7%	0.7%	0.8%
% of FP17s Relating to Continuations	5	330	1.5%	0.8%	1.0%	1.1%
% of Patients satisfied with the dentistry they have received	0	0	N/A	92.7%	91.6%	91.4%
% of Patients satisfied with the time they had to wait for an appointment	0	0	N/A	89.7%	87.9%	87.7%

* This is based on patients treated on this contract for their most recent course of treatment. Figures in italics indicate the base number of FP17s or Patient Questionnaire responses are less than 100. N/A is shown where the base number of responses is less than 10 during the period. % is calculated as Quantity/Base number*100

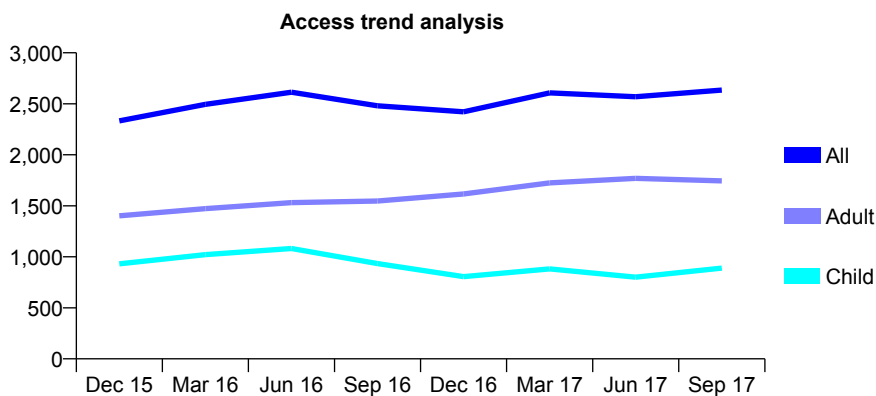
Q69 - Vital Signs At a Glance Contract Report for 114790/0001 - September 2017

Name or company name	GENTLE DENTAL CARE 4U LTD
Contract type name	GDS Contract
Purpose of contract	General
Contract start date	01/12/2012
Contract end date	

17/18 Contracted general activity (UDA)	4,899
Carry forward general activity (UDA)	-42
17/18 Contracted orthodontic activity (UOA)	0
Carry forward orthodontic activity (UOA)	0
Baseline contract value	£131,324.70

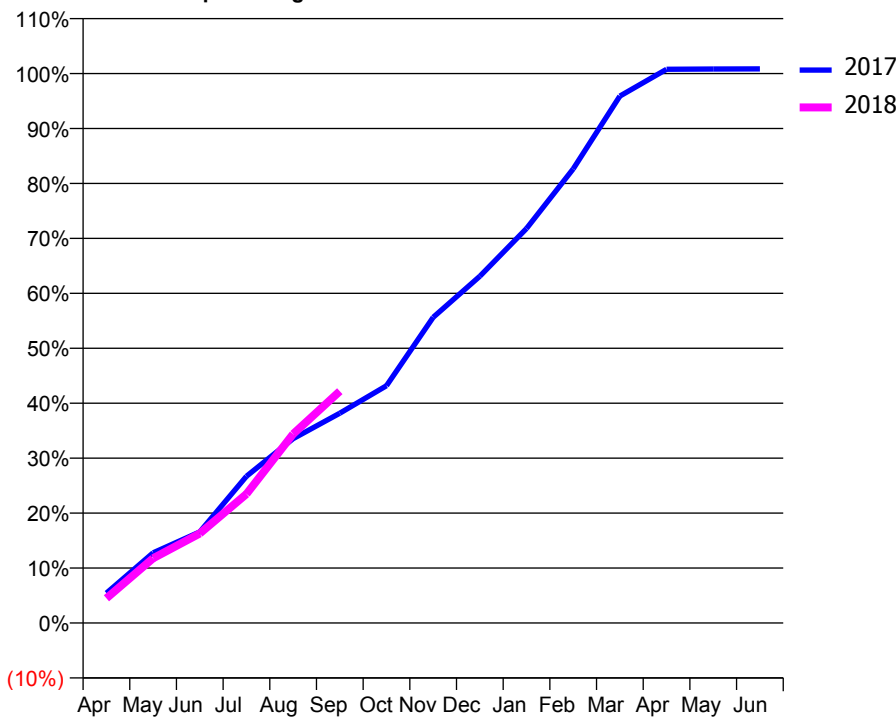
ACCESS*

Patients seen in 24 months	Total	Change since previous quarter
Quarter ending September 2016	2,481	
Quarter ending December 2016	2,422	↓
Quarter ending March 2017	2,607	↑
Quarter ending June 2017	2,569	↓
Quarter ending September 2017	2,634	↑
Variance since September 2016	6.2%	↑



ACTIVITY

Cumulative percentage of contracted UDA delivered 2017 & 2018



Month	Adjusted Scheduled Activity (UDA)	
	2017	2018
April	278	220
May	650	577
June	845	798
July	1,361	1,150
August	1,709	1,686
September	1,946	2,066
October	2,201	
November	2,835	
December	3,215	
January	3,658	
February	4,211	
March	4,885	
April	5,135	
May	5,137	
June	5,138	

QUALITY

	Quantity	Base Number	Contract	AT	Region	England
% of FP17s for the same patient ID Re-attending within 3 months - Children	29	690	4.2%	11.3%	11.4%	11.9%
% of FP17s for the same patient ID Re-attending within 3 months - Adults	189	1,130	16.7%	15.0%	15.7%	15.9%
% of FP17s for the same patient ID Re-attending between 3 & 9 months - Children	293	690	42.5%	57.7%	60.6%	58.1%
% of FP17s for the same patient ID Re-attending between 3 & 9 months - Adults	608	1,130	53.8%	48.5%	52.0%	50.6%
% of FP17s for Band 1 Urgent Courses	133	1,242	10.7%	9.7%	9.6%	9.1%
% of FP17s Relating to Free Repair or Replacements	14	1,242	1.1%	0.7%	0.7%	0.8%
% of FP17s Relating to Continuations	0	1,242	0.0%	0.8%	1.0%	1.1%
% of Patients satisfied with the dentistry they have received	3	3	N/A	92.7%	91.6%	91.4%
% of Patients satisfied with the time they had to wait for an appointment	3	3	N/A	89.7%	87.9%	87.7%

* This is based on patients treated on this contract for their most recent course of treatment. Figures in italics indicate the base number of FP17s or Patient Questionnaire responses are less than 100. N/A is shown where the base number of responses is less than 10 during the period. % is calculated as Quantity/Base number*100

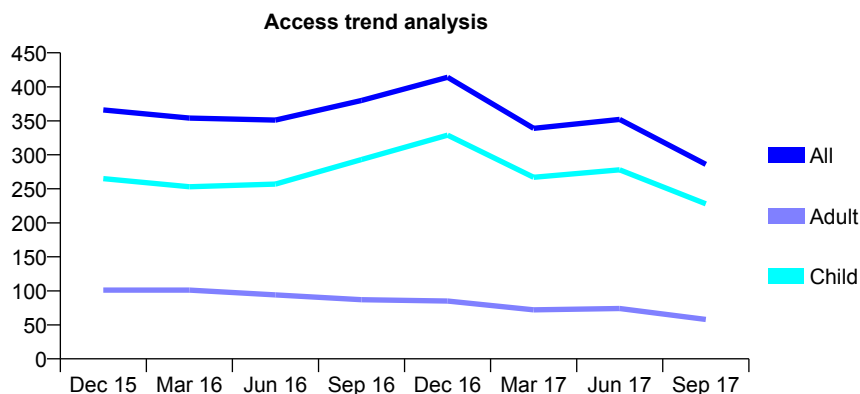
Q69 - Vital Signs At a Glance Contract Report for 115452/0001 - September 2017

Name or company name	Eynsham Dental Care
Contract type name	GDS Contract
Purpose of contract	General
Contract start date	01/09/2012
Contract end date	

17/18 Contracted general activity (UDA)	811
Carry forward general activity (UDA)	-9
17/18 Contracted orthodontic activity (UOA)	0
Carry forward orthodontic activity (UOA)	0
Baseline contract value	£19,310.98

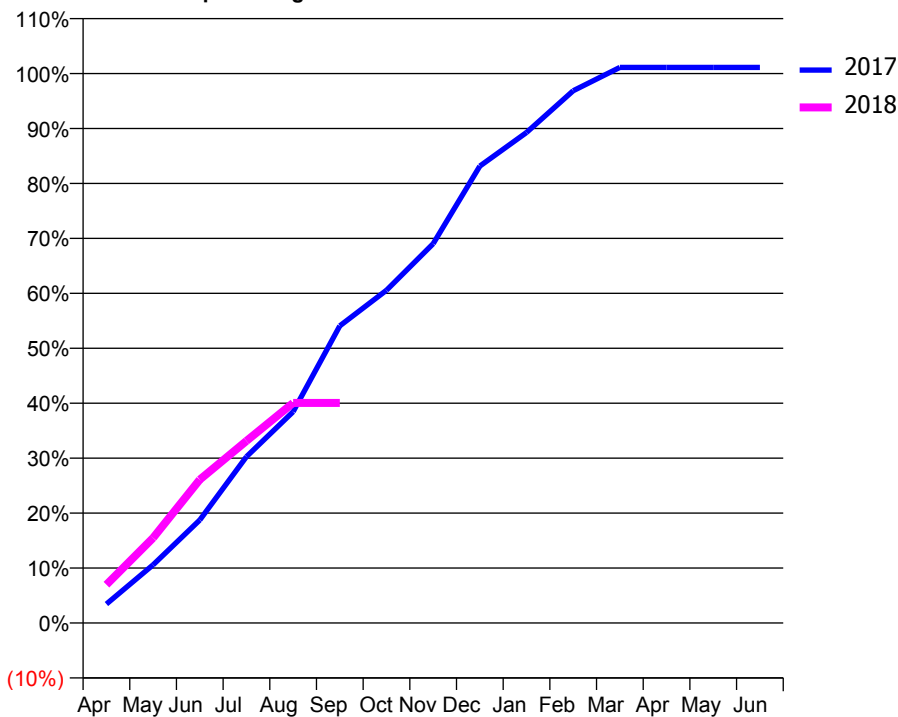
ACCESS*

Patients seen in 24 months	Total	Change since previous quarter
Quarter ending September 2016	380	
Quarter ending December 2016	414	↑
Quarter ending March 2017	339	↓
Quarter ending June 2017	352	↑
Quarter ending September 2017	286	↓
Variance since September 2016	(24.7%)	↓



ACTIVITY

Cumulative percentage of contracted UDA delivered 2017 & 2018



Month	Adjusted Scheduled Activity (UDA)	
	2017	2018
April	28	57
May	86	126
June	152	212
July	246	269
August	312	325
September	439	325
October	491	
November	560	
December	674	
January	724	
February	786	
March	820	
April	820	
May	820	
June	820	

QUALITY

	Quantity	Base Number	Contract	AT	Region	England
% of FP17s for the same patient ID Re-attending within 3 months - Children	6	204	2.9%	11.3%	11.4%	11.9%
% of FP17s for the same patient ID Re-attending within 3 months - Adults	2	23	8.7%	15.0%	15.7%	15.9%
% of FP17s for the same patient ID Re-attending between 3 & 9 months - Children	112	204	54.9%	57.7%	60.6%	58.1%
% of FP17s for the same patient ID Re-attending between 3 & 9 months - Adults	10	23	43.5%	48.5%	52.0%	50.6%
% of FP17s for Band 1 Urgent Courses	4	227	1.8%	9.7%	9.6%	9.1%
% of FP17s Relating to Free Repair or Replacements	0	227	0.0%	0.7%	0.7%	0.8%
% of FP17s Relating to Continuations	0	227	0.0%	0.8%	1.0%	1.1%
% of Patients satisfied with the dentistry they have received	0	0	N/A	92.7%	91.6%	91.4%
% of Patients satisfied with the time they had to wait for an appointment	0	0	N/A	89.7%	87.9%	87.7%

* This is based on patients treated on this contract for their most recent course of treatment. Figures in italics indicate the base number of FP17s or Patient Questionnaire responses are less than 100. N/A is shown where the base number of responses is less than 10 during the period. % is calculated as Quantity/Base number*100

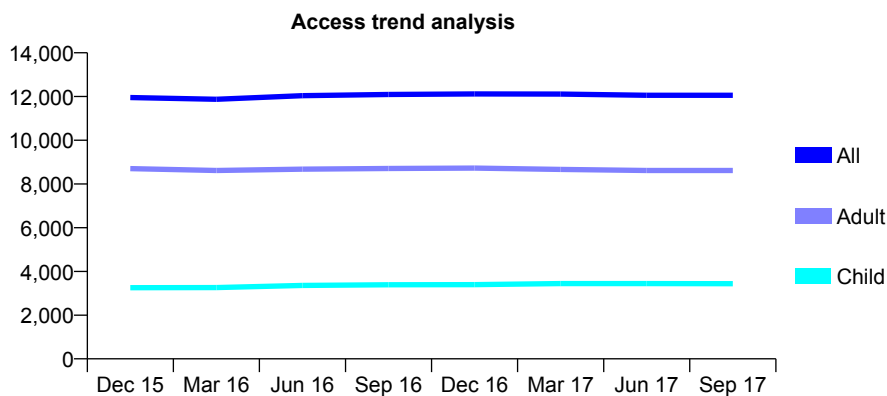
Q69 - Vital Signs At a Glance Contract Report for 115622/0001 - September 2017

Name or company name	Greytown Dental Practice
Contract type name	GDS Contract
Purpose of contract	General
Contract start date	01/04/2006
Contract end date	

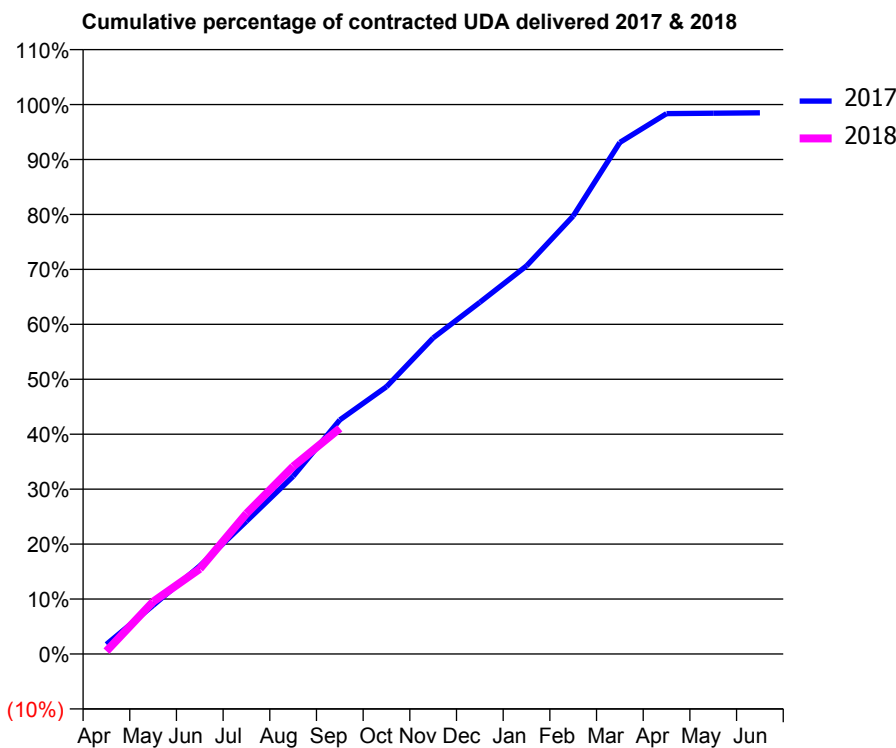
17/18 Contracted general activity (UDA)	35,605
Carry forward general activity (UDA)	0
17/18 Contracted orthodontic activity (UOA)	0
Carry forward orthodontic activity (UOA)	0
Baseline contract value	£866,248.13

ACCESS*

Patients seen in 24 months	Total	Change since previous quarter
Quarter ending September 2016	12,095	
Quarter ending December 2016	12,120	→
Quarter ending March 2017	12,111	→
Quarter ending June 2017	12,060	→
Quarter ending September 2017	12,055	→
Variance since September 2016	(0.3%)	→



ACTIVITY



Month	Adjusted Scheduled Activity (UDA)	
	2017	2018
April	623	189
May	3,152	3,393
June	5,709	5,519
July	8,599	9,106
August	11,515	12,150
September	15,168	14,622
October	17,319	
November	20,479	
December	22,792	
January	25,145	
February	28,380	
March	33,144	
April	35,010	
May	35,043	
June	35,065	

QUALITY

	Quantity	Base Number	Contract	AT	Region	England
% of FP17s for the same patient ID Re-attending within 3 months - Children	190	3,007	6.3%	11.3%	11.4%	11.9%
% of FP17s for the same patient ID Re-attending within 3 months - Adults	806	6,171	13.1%	15.0%	15.7%	15.9%
% of FP17s for the same patient ID Re-attending between 3 & 9 months - Children	2,086	3,007	69.4%	57.7%	60.6%	58.1%
% of FP17s for the same patient ID Re-attending between 3 & 9 months - Adults	3,448	6,171	55.9%	48.5%	52.0%	50.6%
% of FP17s for Band 1 Urgent Courses	562	7,816	7.2%	9.7%	9.6%	9.1%
% of FP17s Relating to Free Repair or Replacements	77	7,816	1.0%	0.7%	0.7%	0.8%
% of FP17s Relating to Continuations	27	7,816	0.3%	0.8%	1.0%	1.1%
% of Patients satisfied with the dentistry they have received	30	33	90.9%	92.7%	91.6%	91.4%
% of Patients satisfied with the time they had to wait for an appointment	30	33	90.9%	89.7%	87.9%	87.7%

* This is based on patients treated on this contract for their most recent course of treatment. Figures in italics indicate the base number of FP17s or Patient Questionnaire responses are less than 100. N/A is shown where the base number of responses is less than 10 during the period. % is calculated as Quantity/Base number*100

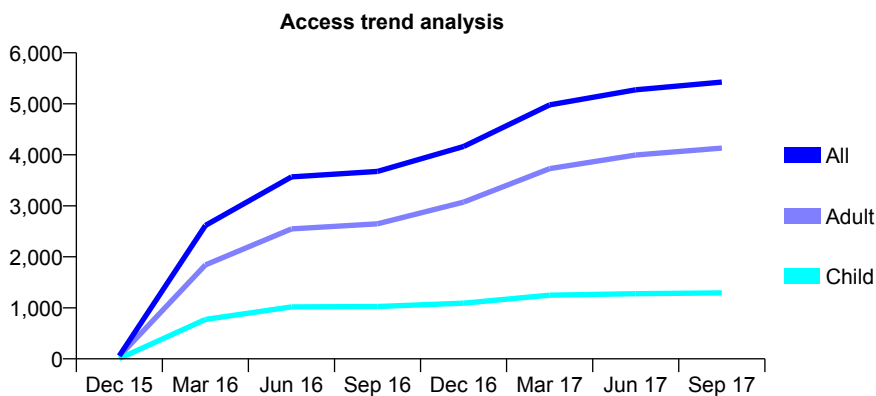
Q69 - Vital Signs At a Glance Contract Report for 116955/0001 - September 2017

Name or company name	The Morgan Clinic - Henley
Contract type name	GDS Contract
Purpose of contract	General
Contract start date	01/11/2015
Contract end date	

17/18 Contracted general activity (UDA)	21,364
Carry forward general activity (UDA)	0
17/18 Contracted orthodontic activity (UOA)	0
Carry forward orthodontic activity (UOA)	0
Baseline contract value	£597,045.46

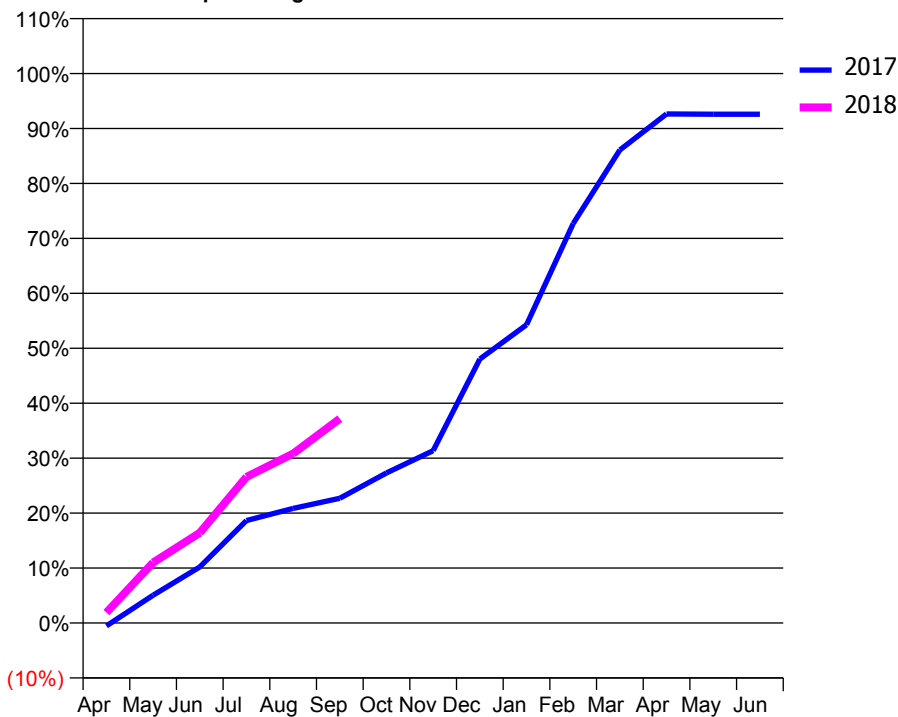
ACCESS*

Patients seen in 24 months	Total	Change since previous quarter
Quarter ending September 2016	3,674	
Quarter ending December 2016	4,163	↑
Quarter ending March 2017	4,978	↑
Quarter ending June 2017	5,274	↑
Quarter ending September 2017	5,427	↑
Variance since September 2016	47.7%	↑



ACTIVITY

Cumulative percentage of contracted UDA delivered 2017 & 2018



Month	Adjusted Scheduled Activity (UDA)	
	2017	2018
April	-115	405
May	1,079	2,349
June	2,180	3,507
July	3,983	5,679
August	4,456	6,589
September	4,851	7,945
October	5,836	
November	6,700	
December	10,261	
January	11,596	
February	15,532	
March	18,390	
April	19,794	
May	19,782	
June	19,780	

QUALITY

	Quantity	Base Number	Contract	AT	Region	England
% of FP17s for the same patient ID Re-attending within 3 months - Children	92	972	9.5%	11.3%	11.4%	11.9%
% of FP17s for the same patient ID Re-attending within 3 months - Adults	431	2,584	16.7%	15.0%	15.7%	15.9%
% of FP17s for the same patient ID Re-attending between 3 & 9 months - Children	544	972	56.0%	57.7%	60.6%	58.1%
% of FP17s for the same patient ID Re-attending between 3 & 9 months - Adults	1,176	2,584	45.5%	48.5%	52.0%	50.6%
% of FP17s for Band 1 Urgent Courses	423	3,117	13.6%	9.7%	9.6%	9.1%
% of FP17s Relating to Free Repair or Replacements	15	3,117	0.5%	0.7%	0.7%	0.8%
% of FP17s Relating to Continuations	22	3,117	0.7%	0.8%	1.0%	1.1%
% of Patients satisfied with the dentistry they have received	11	12	91.7%	92.7%	91.6%	91.4%
% of Patients satisfied with the time they had to wait for an appointment	11	12	91.7%	89.7%	87.9%	87.7%

* This is based on patients treated on this contract for their most recent course of treatment. Figures in italics indicate the base number of FP17s or Patient Questionnaire responses are less than 100. N/A is shown where the base number of responses is less than 10 during the period. % is calculated as Quantity/Base number*100

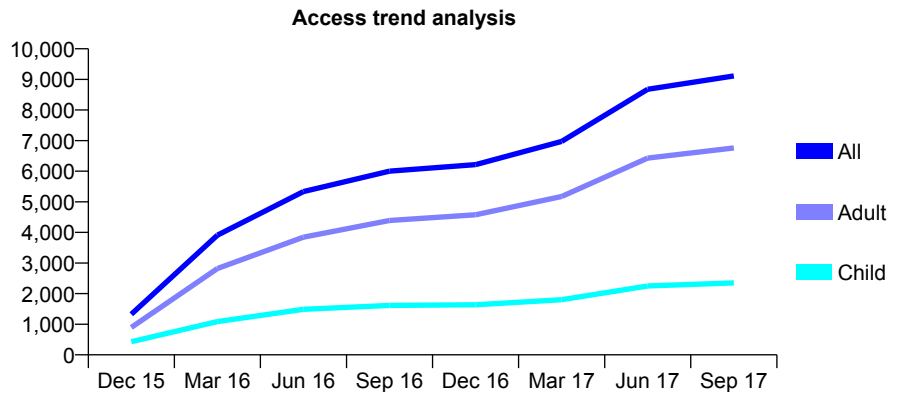
Q69 - Vital Signs At a Glance Contract Report for 117625/0001 - September 2017

Name or company name	The Morgan Clinic - Maidenhead
Contract type name	GDS Contract
Purpose of contract	General
Contract start date	01/11/2015
Contract end date	

17/18 Contracted general activity (UDA)	24,408
Carry forward general activity (UDA)	0
17/18 Contracted orthodontic activity (UOA)	0
Carry forward orthodontic activity (UOA)	0
Baseline contract value	£680,666.53

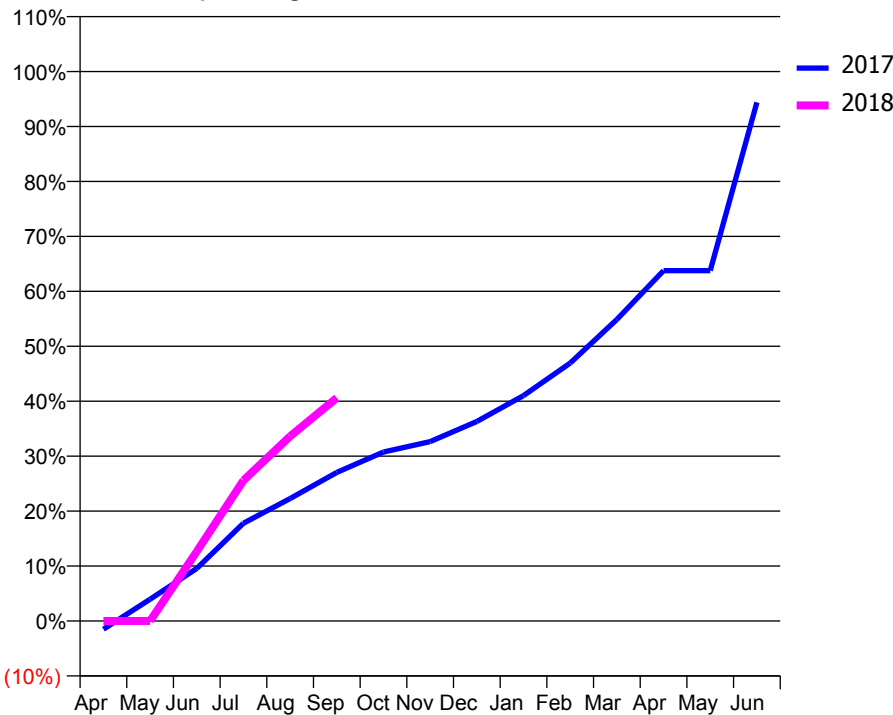
ACCESS*

Patients seen in 24 months	Total	Change since previous quarter
Quarter ending September 2016	6,004	
Quarter ending December 2016	6,214	↑
Quarter ending March 2017	6,976	↑
Quarter ending June 2017	8,679	↑
Quarter ending September 2017	9,112	↑
Variance since September 2016	51.8%	↑



ACTIVITY

Cumulative percentage of contracted UDA delivered 2017 & 2018



Month	Adjusted Scheduled Activity (UDA)	
	2017	2018
April	-371	0
May	969	0
June	2,336	3,086
July	4,346	6,248
August	5,440	8,207
September	6,603	9,913
October	7,509	
November	7,968	
December	8,867	
January	10,011	
February	11,460	
March	13,394	
April	15,563	
May	15,563	
June	23,036	

QUALITY

	Quantity	Base Number	Contract	AT	Region	England
% of FP17s for the same patient ID Re-attending within 3 months - Children	211	2,869	7.4%	11.3%	11.4%	11.9%
% of FP17s for the same patient ID Re-attending within 3 months - Adults	951	6,503	14.6%	15.0%	15.7%	15.9%
% of FP17s for the same patient ID Re-attending between 3 & 9 months - Children	1,503	2,869	52.4%	57.7%	60.6%	58.1%
% of FP17s for the same patient ID Re-attending between 3 & 9 months - Adults	2,565	6,503	39.4%	48.5%	52.0%	50.6%
% of FP17s for Band 1 Urgent Courses	567	4,985	11.4%	9.7%	9.6%	9.1%
% of FP17s Relating to Free Repair or Replacements	32	4,985	0.6%	0.7%	0.7%	0.8%
% of FP17s Relating to Continuations	16	4,985	0.3%	0.8%	1.0%	1.1%
% of Patients satisfied with the dentistry they have received	9	11	81.8%	92.7%	91.6%	91.4%
% of Patients satisfied with the time they had to wait for an appointment	8	11	72.7%	89.7%	87.9%	87.7%

* This is based on patients treated on this contract for their most recent course of treatment. Figures in italics indicate the base number of FP17s or Patient Questionnaire responses are less than 100. N/A is shown where the base number of responses is less than 10 during the period. % is calculated as Quantity/Base number*100

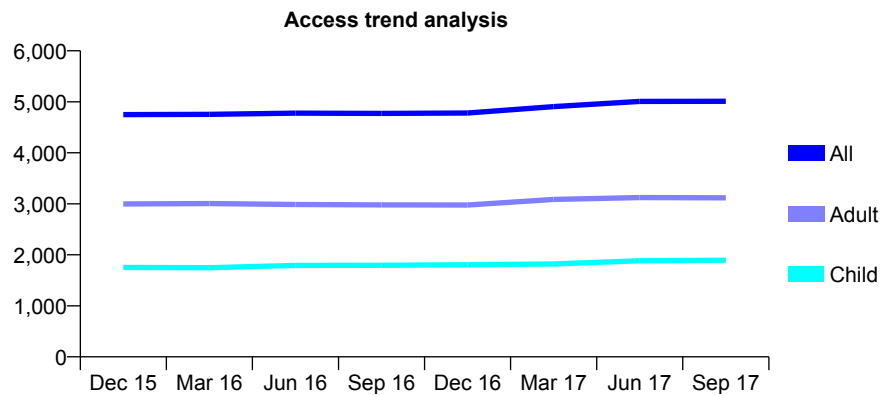
Q69 - Vital Signs At a Glance Contract Report for 118710/0001 - September 2017

Name or company name	Smile Care Cippenham Ltd
Contract type name	GDS Contract
Purpose of contract	General
Contract start date	01/07/2013
Contract end date	

17/18 Contracted general activity (UDA)	9,893
Carry forward general activity (UDA)	0
17/18 Contracted orthodontic activity (UOA)	0
Carry forward orthodontic activity (UOA)	0
Baseline contract value	£240,476.71

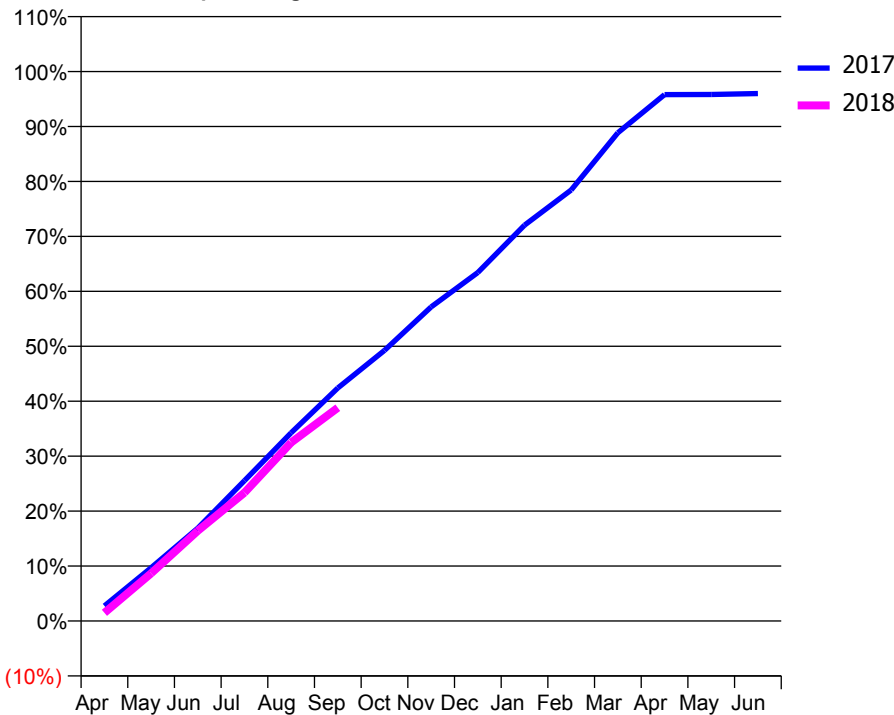
ACCESS*

Patients seen in 24 months	Total	Change since previous quarter
Quarter ending September 2016	4,773	
Quarter ending December 2016	4,781	→
Quarter ending March 2017	4,907	↑
Quarter ending June 2017	5,007	↑
Quarter ending September 2017	5,011	→
Variance since September 2016	5.0%	↑



ACTIVITY

Cumulative percentage of contracted UDA delivered 2017 & 2018



Month	Adjusted Scheduled Activity (UDA)	
	2017	2018
April	294	148
May	1,037	859
June	1,805	1,625
July	2,729	2,311
August	3,661	3,214
September	4,531	3,840
October	5,262	
November	6,108	
December	6,778	
January	7,697	
February	8,383	
March	9,493	
April	10,236	
May	10,239	
June	10,257	

QUALITY

	Quantity	Base Number	Contract	AT	Region	England
% of FP17s for the same patient ID Re-attending within 3 months - Children	75	1,054	7.1%	11.3%	11.4%	11.9%
% of FP17s for the same patient ID Re-attending within 3 months - Adults	194	1,530	12.7%	15.0%	15.7%	15.9%
% of FP17s for the same patient ID Re-attending between 3 & 9 months - Children	405	1,054	38.4%	57.7%	60.6%	58.1%
% of FP17s for the same patient ID Re-attending between 3 & 9 months - Adults	522	1,530	34.1%	48.5%	52.0%	50.6%
% of FP17s for Band 1 Urgent Courses	218	1,897	11.5%	9.7%	9.6%	9.1%
% of FP17s Relating to Free Repair or Replacements	15	1,897	0.8%	0.7%	0.7%	0.8%
% of FP17s Relating to Continuations	5	1,897	0.3%	0.8%	1.0%	1.1%
% of Patients satisfied with the dentistry they have received	5	5	N/A	92.7%	91.6%	91.4%
% of Patients satisfied with the time they had to wait for an appointment	5	5	N/A	89.7%	87.9%	87.7%

* This is based on patients treated on this contract for their most recent course of treatment. Figures in italics indicate the base number of FP17s or Patient Questionnaire responses are less than 100. N/A is shown where the base number of responses is less than 10 during the period. % is calculated as Quantity/Base number*100

Q69 - Vital Signs At a Glance Contract Report for 122297/0001 - September 2017

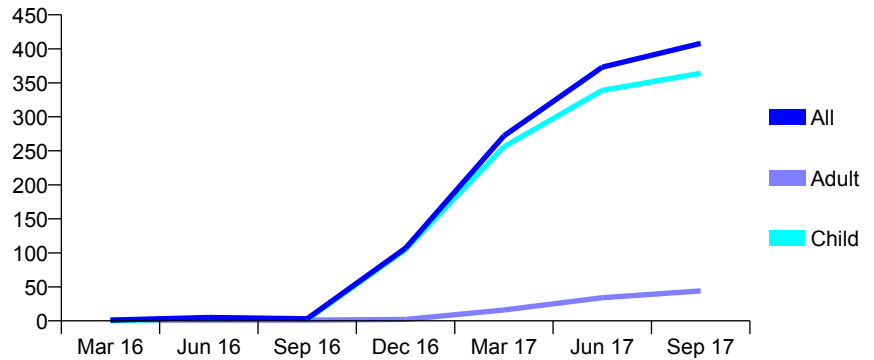
Name or company name	Makhani and Makhani
Contract type name	GDS Contract
Purpose of contract	General
Contract start date	01/04/2015
Contract end date	

17/18 Contracted general activity (UDA)	442
Carry forward general activity (UDA)	8
17/18 Contracted orthodontic activity (UOA)	0
Carry forward orthodontic activity (UOA)	0
Baseline contract value	£9,233.84

ACCESS*

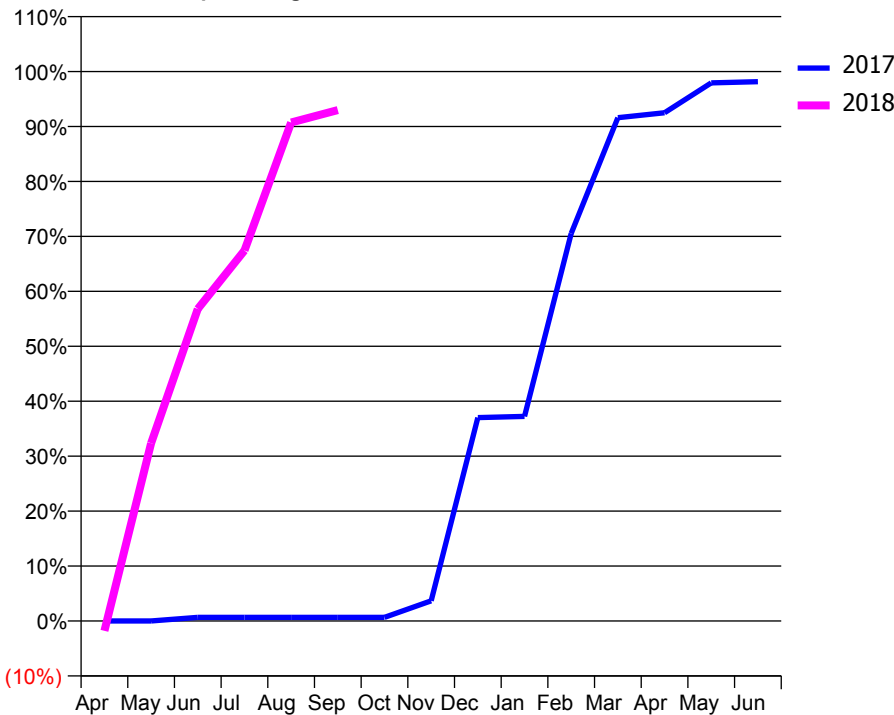
Patients seen in 24 months	Total	Change since previous quarter
Quarter ending September 2016	3	
Quarter ending December 2016	107	↑
Quarter ending March 2017	272	↑
Quarter ending June 2017	373	↑
Quarter ending September 2017	408	↑
Variance since September 2016	13500.0%	↑

Access trend analysis



ACTIVITY

Cumulative percentage of contracted UDA delivered 2017 & 2018



Month	Adjusted Scheduled Activity (UDA)	
	2017	2018
April	0	-8
May	0	143
June	3	251
July	3	298
August	3	401
September	3	411
October	3	
November	16	
December	164	
January	165	
February	312	
March	405	
April	409	
May	433	
June	434	

QUALITY

	Quantity	Base Number	Contract	AT	Region	England
% of FP17s for the same patient ID Re-attending within 3 months - Children	12	302	4.0%	11.3%	11.4%	11.9%
% of FP17s for the same patient ID Re-attending within 3 months - Adults	0	26	0.0%	15.0%	15.7%	15.9%
% of FP17s for the same patient ID Re-attending between 3 & 9 months - Children	133	302	44.0%	57.7%	60.6%	58.1%
% of FP17s for the same patient ID Re-attending between 3 & 9 months - Adults	3	26	11.5%	48.5%	52.0%	50.6%
% of FP17s for Band 1 Urgent Courses	0	303	0.0%	9.7%	9.6%	9.1%
% of FP17s Relating to Free Repair or Replacements	0	303	0.0%	0.7%	0.7%	0.8%
% of FP17s Relating to Continuations	1	303	0.3%	0.8%	1.0%	1.1%
% of Patients satisfied with the dentistry they have received	0	0	N/A	92.7%	91.6%	91.4%
% of Patients satisfied with the time they had to wait for an appointment	0	0	N/A	89.7%	87.9%	87.7%

* This is based on patients treated on this contract for their most recent course of treatment. Figures in italics indicate the base number of FP17s or Patient Questionnaire responses are less than 100. N/A is shown where the base number of responses is less than 10 during the period. % is calculated as Quantity/Base number*100

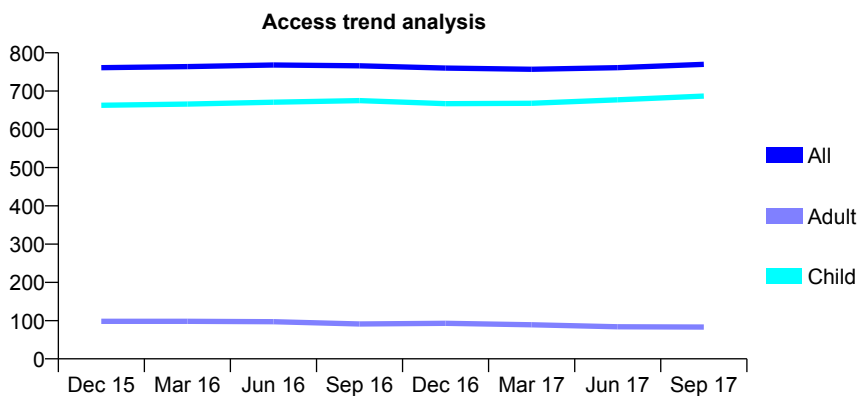
Q69 - Vital Signs At a Glance Contract Report for 122645/0001 - September 2017

Name or company name	THEALE SURGERY LIMITED
Contract type name	GDS Contract
Purpose of contract	General
Contract start date	01/12/2010
Contract end date	

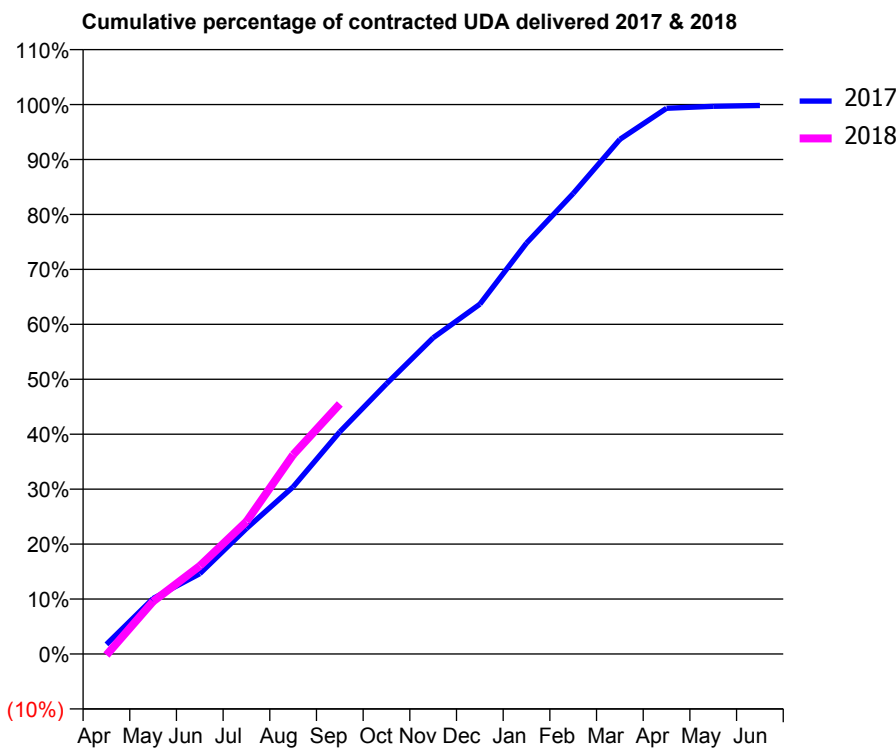
17/18 Contracted general activity (UDA)	2,000
Carry forward general activity (UDA)	4
17/18 Contracted orthodontic activity (UOA)	0
Carry forward orthodontic activity (UOA)	0
Baseline contract value	£42,759.53

ACCESS*

Patients seen in 24 months	Total	Change since previous quarter
Quarter ending September 2016	766	
Quarter ending December 2016	760	→
Quarter ending March 2017	757	→
Quarter ending June 2017	761	→
Quarter ending September 2017	770	→
Variance since September 2016	0.5%	→



ACTIVITY



Month	Adjusted Scheduled Activity (UDA)	
	2017	2018
April	35	-4
May	202	192
June	293	321
July	457	482
August	609	725
September	809	910
October	984	
November	1,151	
December	1,273	
January	1,496	
February	1,676	
March	1,873	
April	1,986	
May	1,993	
June	1,996	

QUALITY

	Quantity	Base Number	Contract	AT	Region	England
% of FP17s for the same patient ID Re-attending within 3 months - Children	50	553	9.0%	11.3%	11.4%	11.9%
% of FP17s for the same patient ID Re-attending within 3 months - Adults	3	34	8.8%	15.0%	15.7%	15.9%
% of FP17s for the same patient ID Re-attending between 3 & 9 months - Children	312	553	56.4%	57.7%	60.6%	58.1%
% of FP17s for the same patient ID Re-attending between 3 & 9 months - Adults	21	34	61.8%	48.5%	52.0%	50.6%
% of FP17s for Band 1 Urgent Courses	16	521	3.1%	9.7%	9.6%	9.1%
% of FP17s Relating to Free Repair or Replacements	0	521	0.0%	0.7%	0.7%	0.8%
% of FP17s Relating to Continuations	0	521	0.0%	0.8%	1.0%	1.1%
% of Patients satisfied with the dentistry they have received	1	1	N/A	92.7%	91.6%	91.4%
% of Patients satisfied with the time they had to wait for an appointment	1	1	N/A	89.7%	87.9%	87.7%

* This is based on patients treated on this contract for their most recent course of treatment. Figures in italics indicate the base number of FP17s or Patient Questionnaire responses are less than 100. N/A is shown where the base number of responses is less than 10 during the period. % is calculated as Quantity/Base number*100

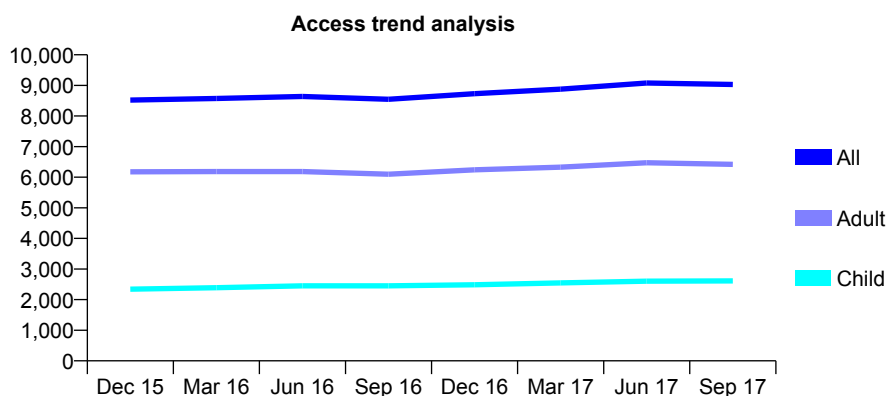
Q69 - Vital Signs At a Glance Contract Report for 122866/0001 - September 2017

Name or company name	Puresmile Reading Limited
Contract type name	GDS Contract
Purpose of contract	General
Contract start date	01/04/2012
Contract end date	

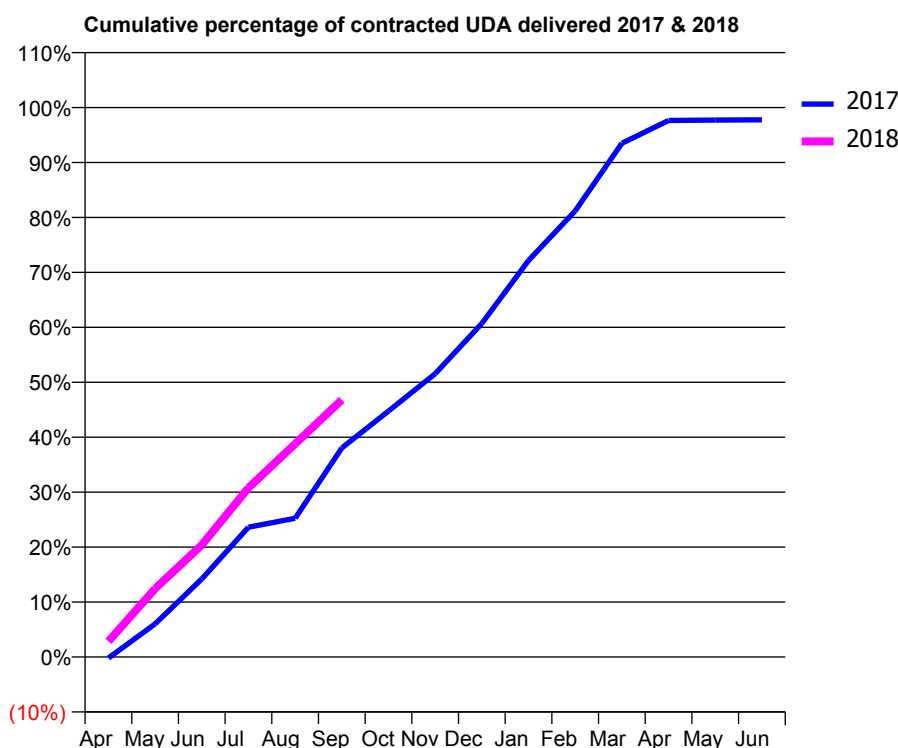
17/18 Contracted general activity (UDA)	29,025
Carry forward general activity (UDA)	649
17/18 Contracted orthodontic activity (UOA)	0
Carry forward orthodontic activity (UOA)	0
Baseline contract value	£728,254.91

ACCESS*

Patients seen in 24 months	Total	Change since previous quarter
Quarter ending September 2016	8,546	
Quarter ending December 2016	8,729	↑
Quarter ending March 2017	8,876	→
Quarter ending June 2017	9,077	↑
Quarter ending September 2017	9,030	→
Variance since September 2016	5.7%	↑



ACTIVITY



Month	Adjusted Scheduled Activity (UDA)	
	2017	2018
April	-62	830
May	1,747	3,610
June	4,126	5,918
July	6,860	8,935
August	7,328	11,256
September	11,041	13,586
October	12,990	
November	14,964	
December	17,616	
January	20,945	
February	23,564	
March	27,135	
April	28,340	
May	28,358	
June	28,376	

QUALITY

	Quantity	Base Number	Contract	AT	Region	England
% of FP17s for the same patient ID Re-attending within 3 months - Children	159	1,955	8.1%	11.3%	11.4%	11.9%
% of FP17s for the same patient ID Re-attending within 3 months - Adults	539	3,646	14.8%	15.0%	15.7%	15.9%
% of FP17s for the same patient ID Re-attending between 3 & 9 months - Children	1,043	1,955	53.4%	57.7%	60.6%	58.1%
% of FP17s for the same patient ID Re-attending between 3 & 9 months - Adults	1,559	3,646	42.8%	48.5%	52.0%	50.6%
% of FP17s for Band 1 Urgent Courses	237	5,163	4.6%	9.7%	9.6%	9.1%
% of FP17s Relating to Free Repair or Replacements	80	5,163	1.5%	0.7%	0.7%	0.8%
% of FP17s Relating to Continuations	21	5,163	0.4%	0.8%	1.0%	1.1%
% of Patients satisfied with the dentistry they have received	26	30	86.7%	92.7%	91.6%	91.4%
% of Patients satisfied with the time they had to wait for an appointment	24	30	80.0%	89.7%	87.9%	87.7%

* This is based on patients treated on this contract for their most recent course of treatment. Figures in italics indicate the base number of FP17s or Patient Questionnaire responses are less than 100. N/A is shown where the base number of responses is less than 10 during the period. % is calculated as Quantity/Base number*100

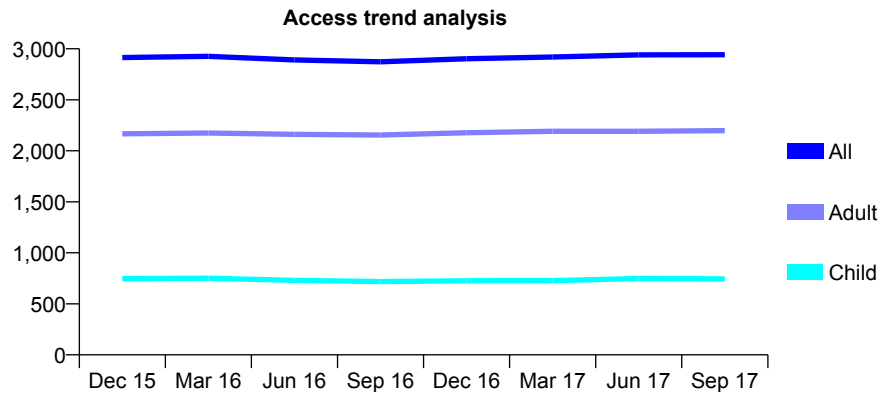
Q69 - Vital Signs At a Glance Contract Report for 127051/0001 - September 2017

Name or company name	Sensura (UK) Limited
Contract type name	GDS Contract
Purpose of contract	General
Contract start date	01/04/2012
Contract end date	

17/18 Contracted general activity (UDA)	11,300
Carry forward general activity (UDA)	-31
17/18 Contracted orthodontic activity (UOA)	0
Carry forward orthodontic activity (UOA)	0
Baseline contract value	£293,702.23

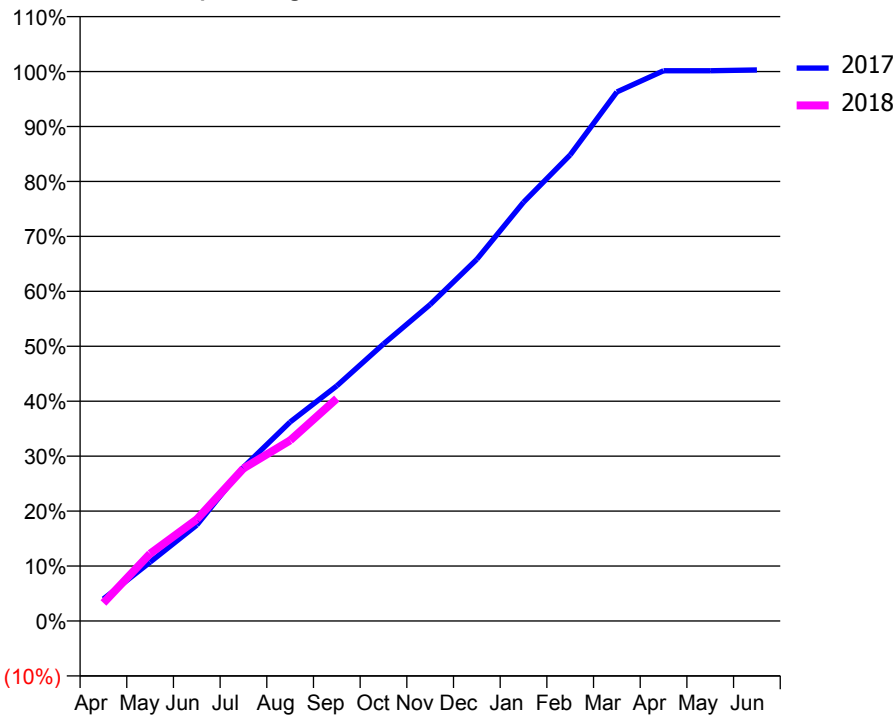
ACCESS*

Patients seen in 24 months	Total	Change since previous quarter
Quarter ending September 2016	2,873	
Quarter ending December 2016	2,903	→
Quarter ending March 2017	2,919	→
Quarter ending June 2017	2,941	→
Quarter ending September 2017	2,942	→
Variance since September 2016	2.4%	↑



ACTIVITY

Cumulative percentage of contracted UDA delivered 2017 & 2018



Month	Adjusted Scheduled Activity (UDA)	
	2017	2018
April	453	371
May	1,211	1,386
June	1,973	2,091
July	3,164	3,137
August	4,091	3,715
September	4,836	4,575
October	5,698	
November	6,510	
December	7,439	
January	8,611	
February	9,586	
March	10,879	
April	11,315	
May	11,316	
June	11,332	

QUALITY

	Quantity	Base Number	Contract	AT	Region	England
% of FP17s for the same patient ID Re-attending within 3 months - Children	31	497	6.2%	11.3%	11.4%	11.9%
% of FP17s for the same patient ID Re-attending within 3 months - Adults	151	1,368	11.0%	15.0%	15.7%	15.9%
% of FP17s for the same patient ID Re-attending between 3 & 9 months - Children	254	497	51.1%	57.7%	60.6%	58.1%
% of FP17s for the same patient ID Re-attending between 3 & 9 months - Adults	637	1,368	46.6%	48.5%	52.0%	50.6%
% of FP17s for Band 1 Urgent Courses	132	1,673	7.9%	9.7%	9.6%	9.1%
% of FP17s Relating to Free Repair or Replacements	10	1,673	0.6%	0.7%	0.7%	0.8%
% of FP17s Relating to Continuations	0	1,673	0.0%	0.8%	1.0%	1.1%
% of Patients satisfied with the dentistry they have received	6	6	N/A	92.7%	91.6%	91.4%
% of Patients satisfied with the time they had to wait for an appointment	6	6	N/A	89.7%	87.9%	87.7%

* This is based on patients treated on this contract for their most recent course of treatment. Figures in italics indicate the base number of FP17s or Patient Questionnaire responses are less than 100. N/A is shown where the base number of responses is less than 10 during the period. % is calculated as Quantity/Base number*100

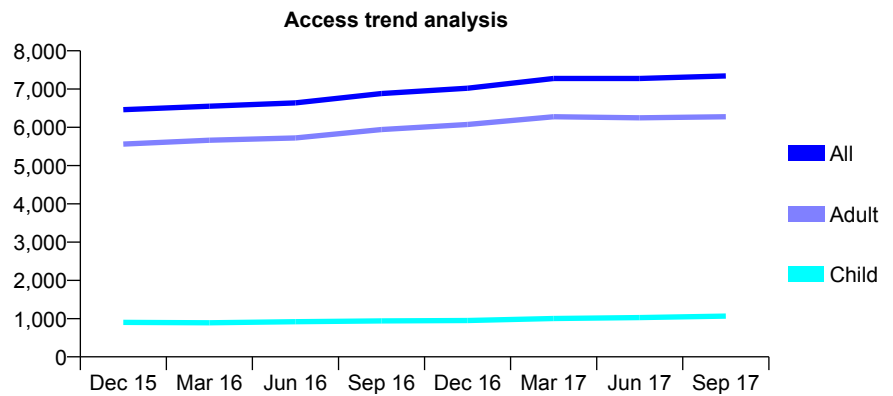
Q69 - Vital Signs At a Glance Contract Report for 127558/0001 - September 2017

Name or company name	Friar Street Dental Surgery
Contract type name	GDS Contract
Purpose of contract	General
Contract start date	01/04/2013
Contract end date	

17/18 Contracted general activity (UDA)	22,041
Carry forward general activity (UDA)	138
17/18 Contracted orthodontic activity (UOA)	0
Carry forward orthodontic activity (UOA)	0
Baseline contract value	£491,446.71

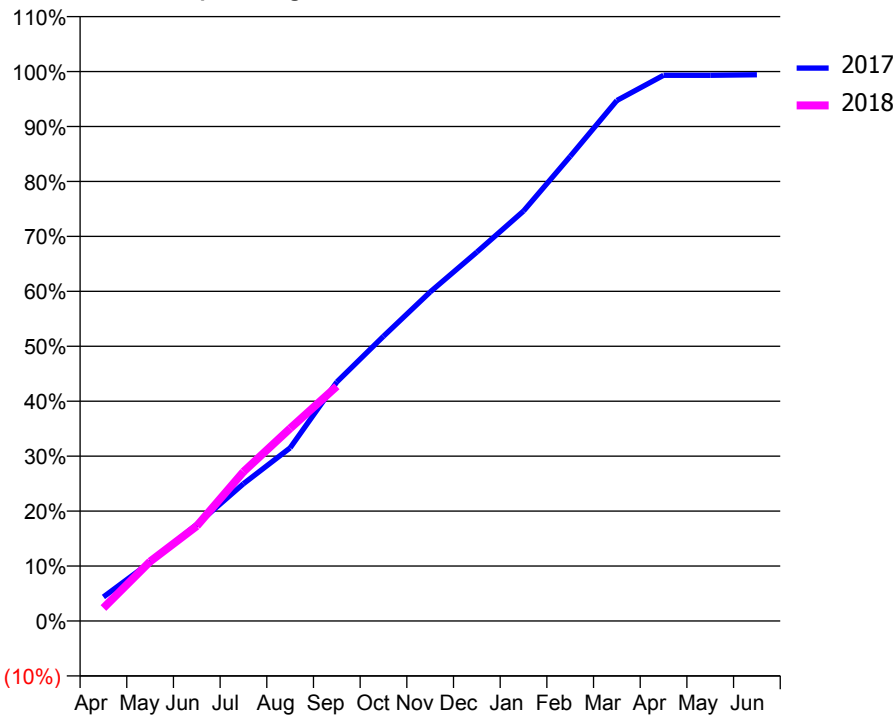
ACCESS*

Patients seen in 24 months	Total	Change since previous quarter
Quarter ending September 2016	6,882	
Quarter ending December 2016	7,023	↑
Quarter ending March 2017	7,277	↑
Quarter ending June 2017	7,277	→
Quarter ending September 2017	7,342	→
Variance since September 2016	6.7%	↑



ACTIVITY

Cumulative percentage of contracted UDA delivered 2017 & 2018



Month	Adjusted Scheduled Activity (UDA)	
	2017	2018
April	1,004	520
May	2,452	2,390
June	4,031	3,808
July	5,728	5,990
August	7,222	7,724
September	9,973	9,418
October	11,877	
November	13,724	
December	15,390	
January	17,105	
February	19,383	
March	21,715	
April	22,763	
May	22,766	
June	22,785	

QUALITY

	Quantity	Base Number	Contract	AT	Region	England
% of FP17s for the same patient ID Re-attending within 3 months - Children	78	784	9.9%	11.3%	11.4%	11.9%
% of FP17s for the same patient ID Re-attending within 3 months - Adults	513	3,912	13.1%	15.0%	15.7%	15.9%
% of FP17s for the same patient ID Re-attending between 3 & 9 months - Children	425	784	54.2%	57.7%	60.6%	58.1%
% of FP17s for the same patient ID Re-attending between 3 & 9 months - Adults	2,137	3,912	54.6%	48.5%	52.0%	50.6%
% of FP17s for Band 1 Urgent Courses	506	4,350	11.6%	9.7%	9.6%	9.1%
% of FP17s Relating to Free Repair or Replacements	55	4,350	1.3%	0.7%	0.7%	0.8%
% of FP17s Relating to Continuations	22	4,350	0.5%	0.8%	1.0%	1.1%
% of Patients satisfied with the dentistry they have received	12	13	92.3%	92.7%	91.6%	91.4%
% of Patients satisfied with the time they had to wait for an appointment	10	13	76.9%	89.7%	87.9%	87.7%

* This is based on patients treated on this contract for their most recent course of treatment. Figures in italics indicate the base number of FP17s or Patient Questionnaire responses are less than 100. N/A is shown where the base number of responses is less than 10 during the period. % is calculated as Quantity/Base number*100

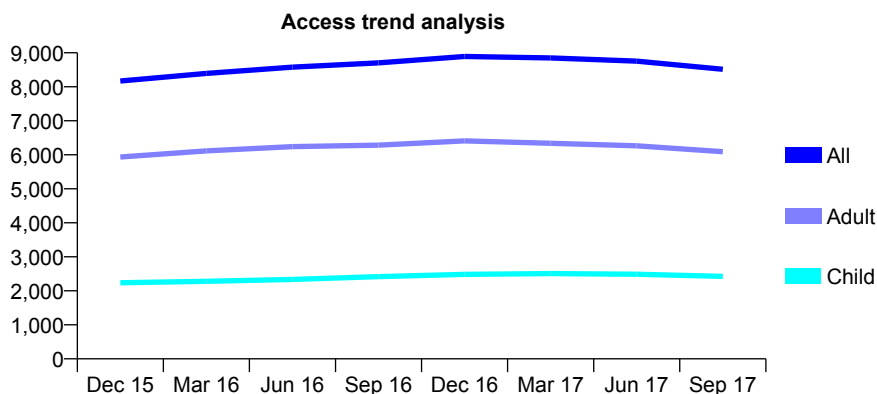
Q69 - Vital Signs At a Glance Contract Report for 128163/0004 - September 2017

Name or company name	Aspire Dental Care Limited
Contract type name	PDS Plus Contract
Purpose of contract	General
Contract start date	10/12/2012
Contract end date	31/08/2020

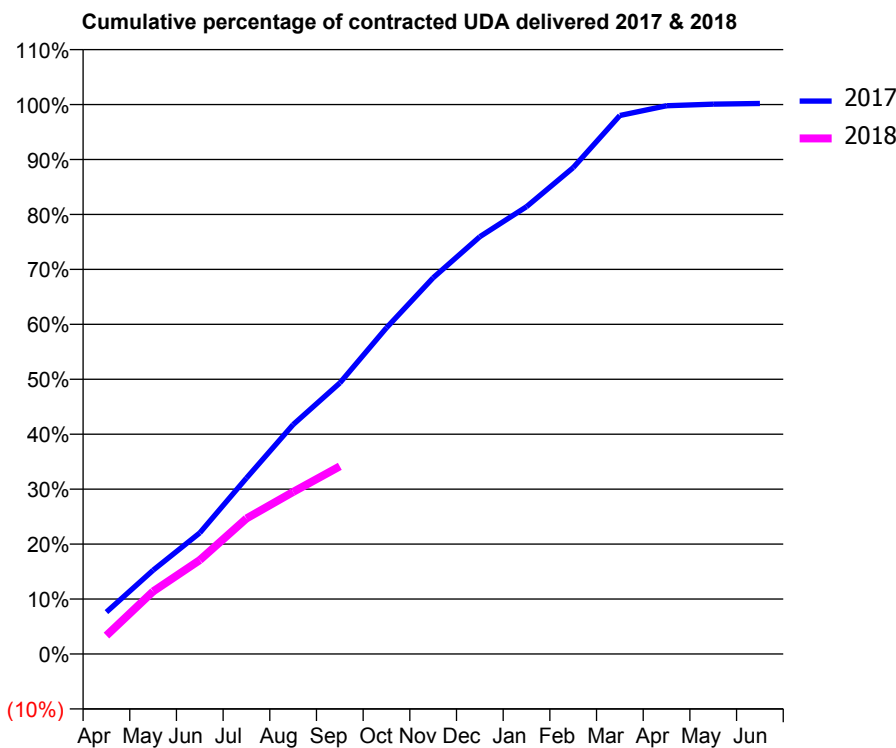
17/18 Contracted general activity (UDA)	24,000
Carry forward general activity (UDA)	0
17/18 Contracted orthodontic activity (UOA)	0
Carry forward orthodontic activity (UOA)	0
Baseline contract value	£322,993.81

ACCESS*

Patients seen in 24 months	Total	Change since previous quarter
Quarter ending September 2016	8,703	
Quarter ending December 2016	8,894	↑
Quarter ending March 2017	8,848	→
Quarter ending June 2017	8,755	↓
Quarter ending September 2017	8,517	↓
Variance since September 2016	(2.1%)	↓



ACTIVITY



Month	Adjusted Scheduled Activity (UDA)	
	2017	2018
April	1,902	809
May	3,808	2,732
June	5,506	4,102
July	7,993	5,922
August	10,421	7,079
September	12,310	8,198
October	14,821	
November	17,092	
December	18,953	
January	20,317	
February	22,096	
March	24,460	
April	24,903	
May	24,979	
June	25,008	

QUALITY

	Quantity	Base Number	Contract	AT	Region	England
% of FP17s for the same patient ID Re-attending within 3 months - Children	128	1,112	11.5%	11.3%	11.4%	11.9%
% of FP17s for the same patient ID Re-attending within 3 months - Adults	711	2,830	25.1%	15.0%	15.7%	15.9%
% of FP17s for the same patient ID Re-attending between 3 & 9 months - Children	381	1,112	34.3%	57.7%	60.6%	58.1%
% of FP17s for the same patient ID Re-attending between 3 & 9 months - Adults	799	2,830	28.2%	48.5%	52.0%	50.6%
% of FP17s for Band 1 Urgent Courses	953	3,645	26.1%	9.7%	9.6%	9.1%
% of FP17s Relating to Free Repair or Replacements	22	3,645	0.6%	0.7%	0.7%	0.8%
% of FP17s Relating to Continuations	20	3,645	0.5%	0.8%	1.0%	1.1%
% of Patients satisfied with the dentistry they have received	25	27	92.6%	92.7%	91.6%	91.4%
% of Patients satisfied with the time they had to wait for an appointment	24	27	88.9%	89.7%	87.9%	87.7%

* This is based on patients treated on this contract for their most recent course of treatment. Figures in italics indicate the base number of FP17s or Patient Questionnaire responses are less than 100. N/A is shown where the base number of responses is less than 10 during the period. % is calculated as Quantity/Base number*100

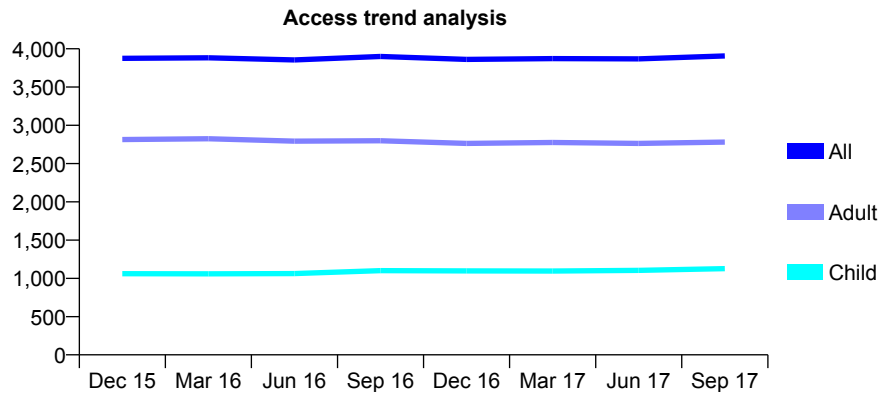
Q69 - Vital Signs At a Glance Contract Report for 128163/0005 - September 2017

Name or company name	Aspire Dental Care Limited
Contract type name	PDS Plus Contract
Purpose of contract	General
Contract start date	10/12/2012
Contract end date	30/11/2017

17/18 Contracted general activity (UDA)	8,000
Carry forward general activity (UDA)	0
17/18 Contracted orthodontic activity (UOA)	0
Carry forward orthodontic activity (UOA)	0
Baseline contract value	£107,658.95

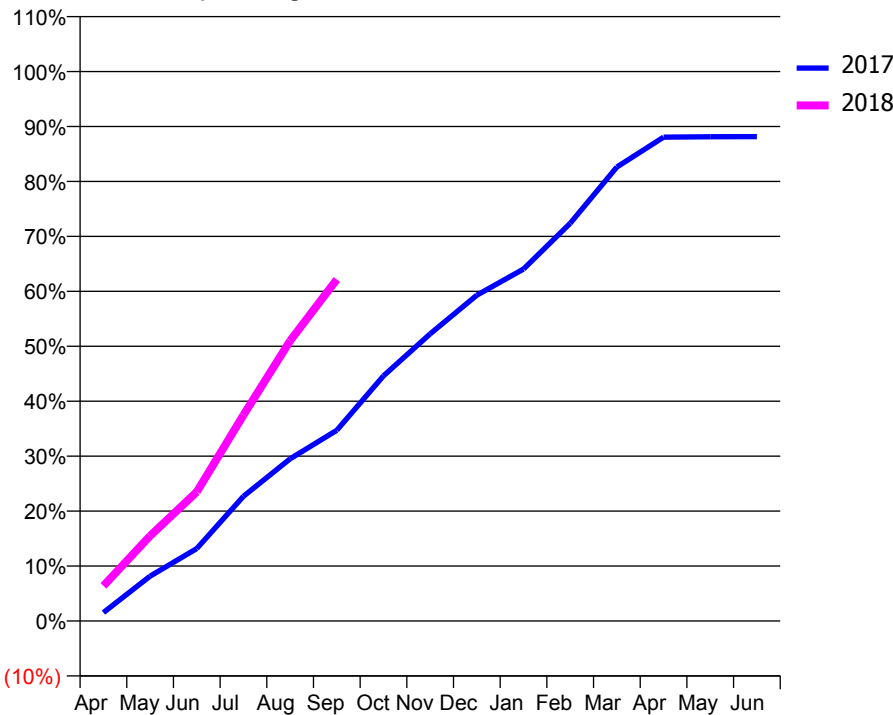
ACCESS*

Patients seen in 24 months	Total	Change since previous quarter
Quarter ending September 2016	3,899	
Quarter ending December 2016	3,861	→
Quarter ending March 2017	3,872	→
Quarter ending June 2017	3,869	→
Quarter ending September 2017	3,906	→
Variance since September 2016	0.2%	→



ACTIVITY

Cumulative percentage of contracted UDA delivered 2017 & 2018



Month	Adjusted Scheduled Activity (UDA)	
	2017	2018
April	185	511
May	979	1,240
June	1,582	1,881
July	2,723	2,998
August	3,543	4,080
September	4,164	4,973
October	5,353	
November	6,272	
December	7,114	
January	7,686	
February	8,684	
March	9,913	
April	10,567	
May	10,574	
June	10,577	

QUALITY

	Quantity	Base Number	Contract	AT	Region	England
% of FP17s for the same patient ID Re-attending within 3 months - Children	56	872	6.4%	11.3%	11.4%	11.9%
% of FP17s for the same patient ID Re-attending within 3 months - Adults	288	1,886	15.3%	15.0%	15.7%	15.9%
% of FP17s for the same patient ID Re-attending between 3 & 9 months - Children	508	872	58.3%	57.7%	60.6%	58.1%
% of FP17s for the same patient ID Re-attending between 3 & 9 months - Adults	924	1,886	49.0%	48.5%	52.0%	50.6%
% of FP17s for Band 1 Urgent Courses	282	2,527	11.2%	9.7%	9.6%	9.1%
% of FP17s Relating to Free Repair or Replacements	18	2,527	0.7%	0.7%	0.7%	0.8%
% of FP17s Relating to Continuations	18	2,527	0.7%	0.8%	1.0%	1.1%
% of Patients satisfied with the dentistry they have received	6	6	N/A	92.7%	91.6%	91.4%
% of Patients satisfied with the time they had to wait for an appointment	6	6	N/A	89.7%	87.9%	87.7%

* This is based on patients treated on this contract for their most recent course of treatment. Figures in italics indicate the base number of FP17s or Patient Questionnaire responses are less than 100. N/A is shown where the base number of responses is less than 10 during the period. % is calculated as Quantity/Base number*100

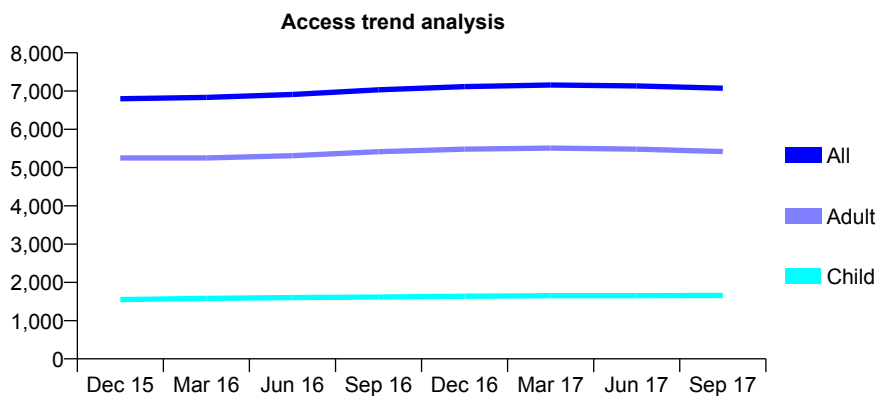
Q69 - Vital Signs At a Glance Contract Report for 128244/0001 - September 2017

Name or company name	The Dental Surgery Burnham Ltd
Contract type name	GDS Contract
Purpose of contract	General
Contract start date	01/04/2008
Contract end date	

17/18 Contracted general activity (UDA)	18,494
Carry forward general activity (UDA)	448
17/18 Contracted orthodontic activity (UOA)	0
Carry forward orthodontic activity (UOA)	0
Baseline contract value	£446,544.39

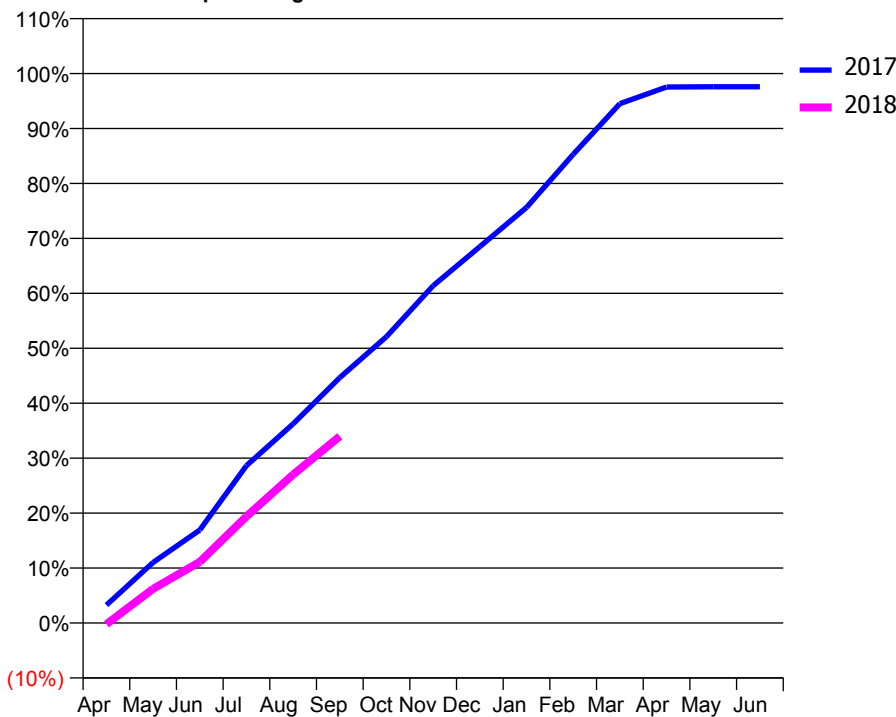
ACCESS*

Patients seen in 24 months	Total	Change since previous quarter
Quarter ending September 2016	7,031	
Quarter ending December 2016	7,118	→
Quarter ending March 2017	7,159	→
Quarter ending June 2017	7,134	→
Quarter ending September 2017	7,075	→
Variance since September 2016	0.6%	→



ACTIVITY

Cumulative percentage of contracted UDA delivered 2017 & 2018



Month	Adjusted Scheduled Activity (UDA)	
	2017	2018
April	602	-41
May	2,042	1,153
June	3,128	2,058
July	5,300	3,590
August	6,705	4,999
September	8,260	6,285
October	9,637	
November	11,351	
December	12,666	
January	13,989	
February	15,773	
March	17,478	
April	18,041	
May	18,046	
June	18,046	

QUALITY

	Quantity	Base Number	Contract	AT	Region	England
% of FP17s for the same patient ID Re-attending within 3 months - Children	121	1,246	9.7%	11.3%	11.4%	11.9%
% of FP17s for the same patient ID Re-attending within 3 months - Adults	570	3,290	17.3%	15.0%	15.7%	15.9%
% of FP17s for the same patient ID Re-attending between 3 & 9 months - Children	781	1,246	62.7%	57.7%	60.6%	58.1%
% of FP17s for the same patient ID Re-attending between 3 & 9 months - Adults	1,552	3,290	47.2%	48.5%	52.0%	50.6%
% of FP17s for Band 1 Urgent Courses	318	3,451	9.2%	9.7%	9.6%	9.1%
% of FP17s Relating to Free Repair or Replacements	52	3,451	1.5%	0.7%	0.7%	0.8%
% of FP17s Relating to Continuations	27	3,451	0.8%	0.8%	1.0%	1.1%
% of Patients satisfied with the dentistry they have received	17	19	89.5%	92.7%	91.6%	91.4%
% of Patients satisfied with the time they had to wait for an appointment	18	19	94.7%	89.7%	87.9%	87.7%

* This is based on patients treated on this contract for their most recent course of treatment. Figures in italics indicate the base number of FP17s or Patient Questionnaire responses are less than 100. N/A is shown where the base number of responses is less than 10 during the period. % is calculated as Quantity/Base number*100

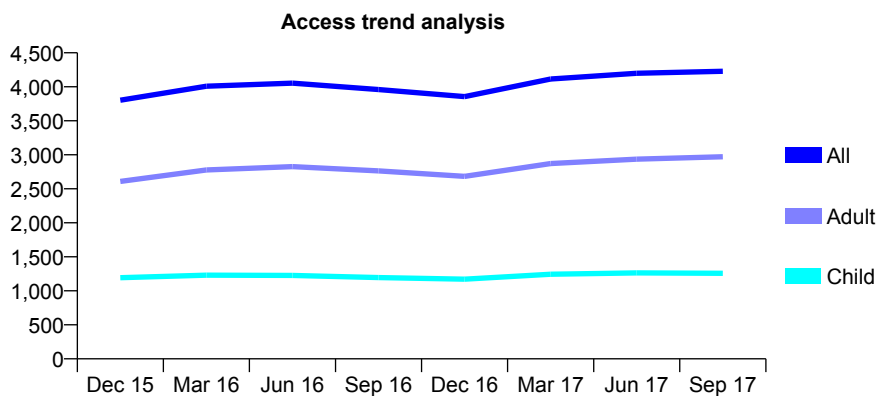
Q69 - Vital Signs At a Glance Contract Report for 129038/0001 - September 2017

Name or company name	Sinson and Sykes Dental Surgery
Contract type name	GDS Contract
Purpose of contract	General
Contract start date	01/04/2014
Contract end date	

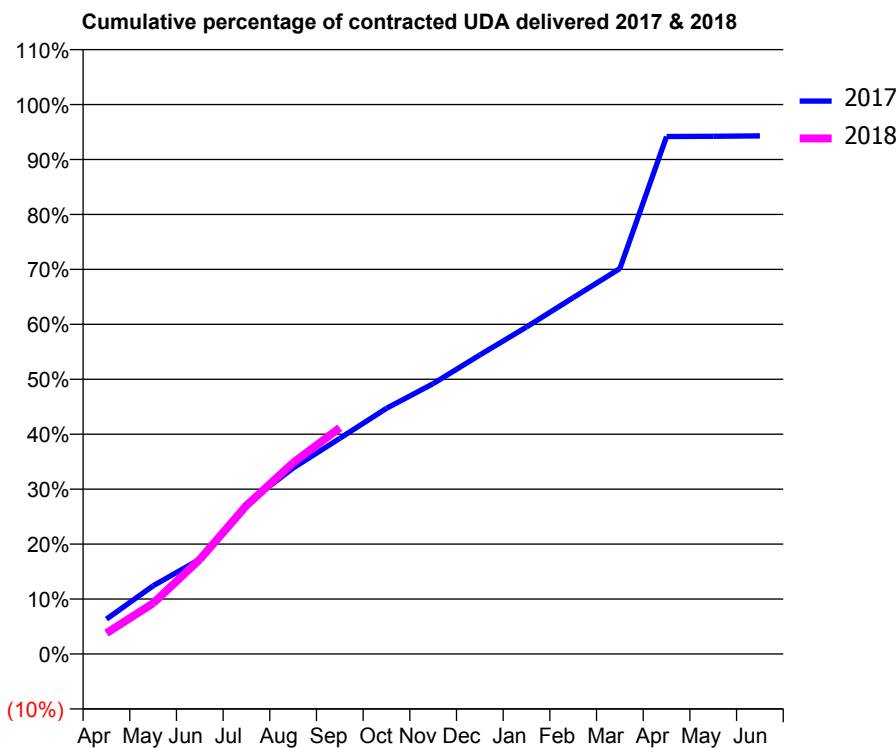
17/18 Contracted general activity (UDA)	12,500
Carry forward general activity (UDA)	0
17/18 Contracted orthodontic activity (UOA)	0
Carry forward orthodontic activity (UOA)	0
Baseline contract value	£304,288.58

ACCESS*

Patients seen in 24 months	Total	Change since previous quarter
Quarter ending September 2016	3,959	
Quarter ending December 2016	3,856	↓
Quarter ending March 2017	4,115	↑
Quarter ending June 2017	4,199	↑
Quarter ending September 2017	4,229	→
Variance since September 2016	6.8%	↑



ACTIVITY



Adjusted Scheduled Activity (UDA)		
Month	2017	2018
April	794	473
May	1,553	1,156
June	2,155	2,153
July	3,417	3,378
August	4,229	4,353
September	4,905	5,146
October	5,588	
November	6,151	
December	6,803	
January	7,441	
February	8,106	
March	8,767	
April	11,770	
May	11,777	
June	11,786	

QUALITY

	Quantity	Base Number	Contract	AT	Region	England
% of FP17s for the same patient ID Re-attending within 3 months - Children	144	1,542	9.3%	11.3%	11.4%	11.9%
% of FP17s for the same patient ID Re-attending within 3 months - Adults	465	3,379	13.8%	15.0%	15.7%	15.9%
% of FP17s for the same patient ID Re-attending between 3 & 9 months - Children	977	1,542	63.4%	57.7%	60.6%	58.1%
% of FP17s for the same patient ID Re-attending between 3 & 9 months - Adults	2,021	3,379	59.8%	48.5%	52.0%	50.6%
% of FP17s for Band 1 Urgent Courses	298	3,107	9.6%	9.7%	9.6%	9.1%
% of FP17s Relating to Free Repair or Replacements	3	3,107	0.1%	0.7%	0.7%	0.8%
% of FP17s Relating to Continuations	18	3,107	0.6%	0.8%	1.0%	1.1%
% of Patients satisfied with the dentistry they have received	7	10	70.0%	92.7%	91.6%	91.4%
% of Patients satisfied with the time they had to wait for an appointment	7	10	70.0%	89.7%	87.9%	87.7%

* This is based on patients treated on this contract for their most recent course of treatment. Figures in italics indicate the base number of FP17s or Patient Questionnaire responses are less than 100. N/A is shown where the base number of responses is less than 10 during the period. % is calculated as Quantity/Base number*100

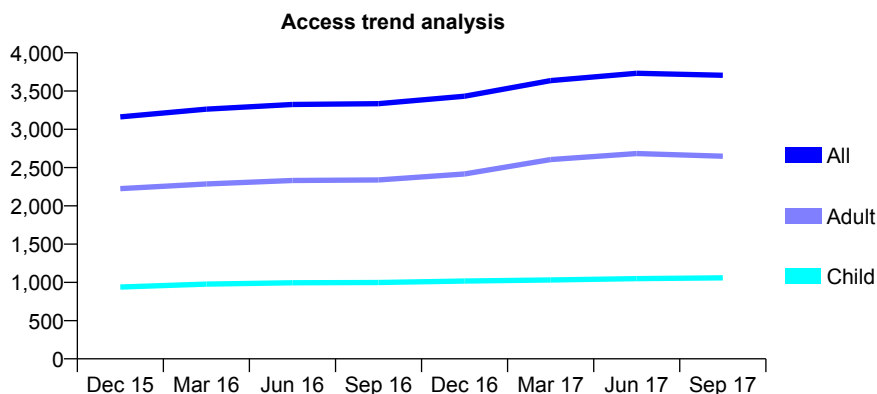
Q69 - Vital Signs At a Glance Contract Report for 129917/0001 - September 2017

Name or company name	Ash Tree House Dental
Contract type name	GDS Contract
Purpose of contract	General
Contract start date	21/08/2012
Contract end date	

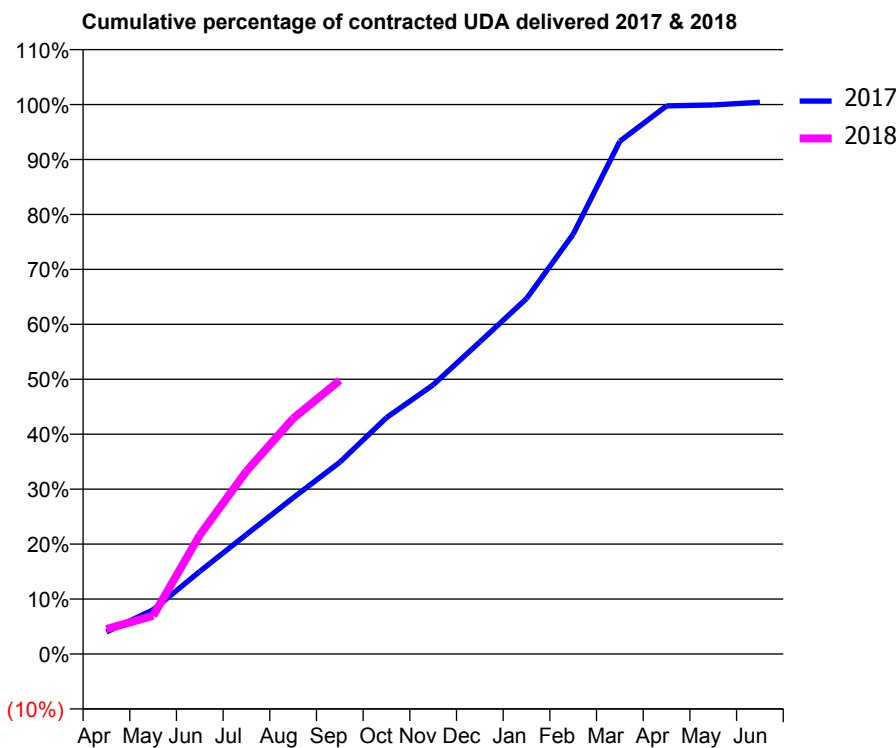
17/18 Contracted general activity (UDA)	5,800
Carry forward general activity (UDA)	-25
17/18 Contracted orthodontic activity (UOA)	0
Carry forward orthodontic activity (UOA)	0
Baseline contract value	£127,734.27

ACCESS*

Patients seen in 24 months	Total	Change since previous quarter
Quarter ending September 2016	3,335	
Quarter ending December 2016	3,433	↑
Quarter ending March 2017	3,636	↑
Quarter ending June 2017	3,732	↑
Quarter ending September 2017	3,706	→
Variance since September 2016	11.1%	↑



ACTIVITY



Month	Adjusted Scheduled Activity (UDA)	
	2017	2018
April	257	263
May	513	403
June	960	1,256
July	1,389	1,930
August	1,814	2,487
September	2,228	2,889
October	2,745	
November	3,125	
December	3,624	
January	4,126	
February	4,875	
March	5,953	
April	6,364	
May	6,375	
June	6,405	

QUALITY

	Quantity	Base Number	Contract	AT	Region	England
% of FP17s for the same patient ID Re-attending within 3 months - Children	58	864	6.7%	11.3%	11.4%	11.9%
% of FP17s for the same patient ID Re-attending within 3 months - Adults	222	1,374	16.2%	15.0%	15.7%	15.9%
% of FP17s for the same patient ID Re-attending between 3 & 9 months - Children	552	864	63.9%	57.7%	60.6%	58.1%
% of FP17s for the same patient ID Re-attending between 3 & 9 months - Adults	575	1,374	41.8%	48.5%	52.0%	50.6%
% of FP17s for Band 1 Urgent Courses	143	1,521	9.4%	9.7%	9.6%	9.1%
% of FP17s Relating to Free Repair or Replacements	13	1,521	0.9%	0.7%	0.7%	0.8%
% of FP17s Relating to Continuations	6	1,521	0.4%	0.8%	1.0%	1.1%
% of Patients satisfied with the dentistry they have received	6	7	N/A	92.7%	91.6%	91.4%
% of Patients satisfied with the time they had to wait for an appointment	7	7	N/A	89.7%	87.9%	87.7%

* This is based on patients treated on this contract for their most recent course of treatment. Figures in italics indicate the base number of FP17s or Patient Questionnaire responses are less than 100. N/A is shown where the base number of responses is less than 10 during the period. % is calculated as Quantity/Base number*100

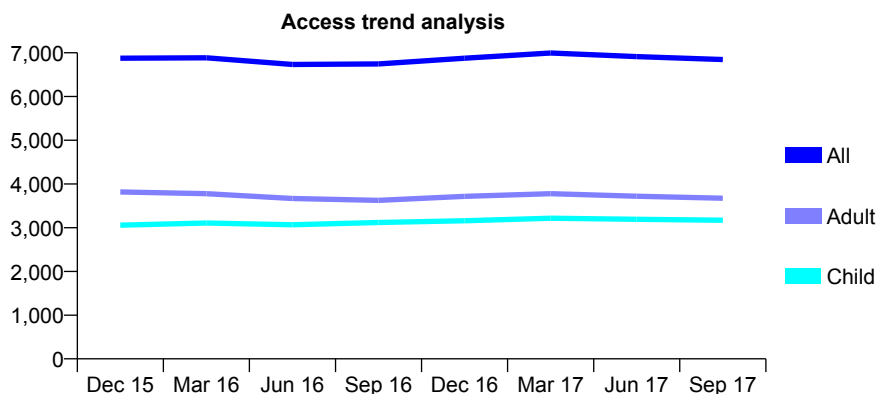
Q69 - Vital Signs At a Glance Contract Report for 130230/0001 - September 2017

Name or company name	WEXHAM ROAD DENTAL SURGERY LTD
Contract type name	GDS Contract
Purpose of contract	General
Contract start date	04/04/2008
Contract end date	

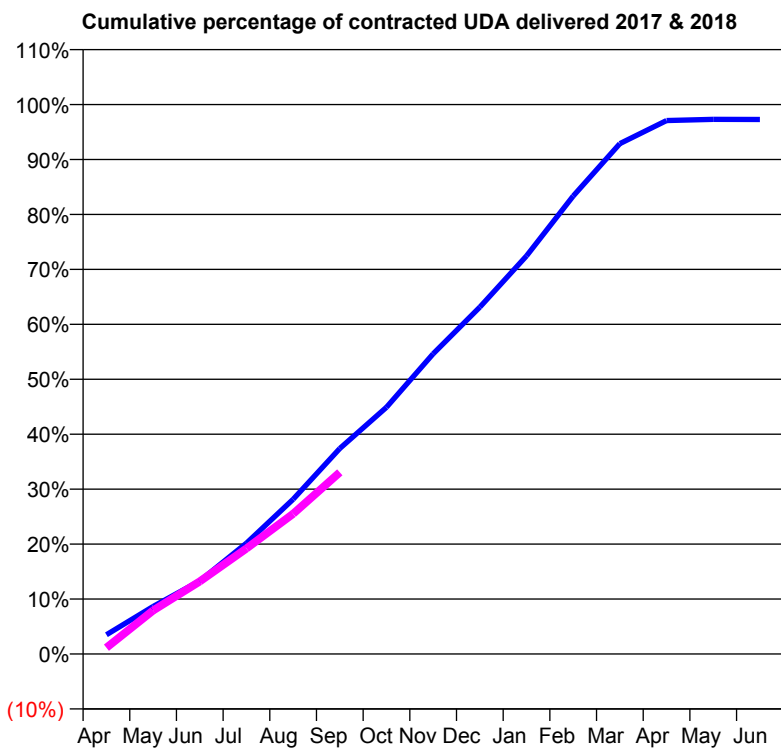
17/18 Contracted general activity (UDA)	16,630
Carry forward general activity (UDA)	453
17/18 Contracted orthodontic activity (UOA)	0
Carry forward orthodontic activity (UOA)	0
Baseline contract value	£540,751.72

ACCESS*

Patients seen in 24 months	Total	Change since previous quarter
Quarter ending September 2016	6,745	
Quarter ending December 2016	6,875	→
Quarter ending March 2017	6,994	→
Quarter ending June 2017	6,912	↓
Quarter ending September 2017	6,847	→
Variance since September 2016	1.5%	→



ACTIVITY



Month	Adjusted Scheduled Activity (UDA)	
	2017	2018
April	581	193
May	1,440	1,317
June	2,215	2,199
July	3,357	3,194
August	4,681	4,242
September	6,220	5,499
October	7,467	
November	9,085	
December	10,497	
January	12,049	
February	13,859	
March	15,448	
April	16,143	
May	16,180	
June	16,178	

QUALITY

	Quantity	Base Number	Contract	AT	Region	England
% of FP17s for the same patient ID Re-attending within 3 months - Children	194	1,771	11.0%	11.3%	11.4%	11.9%
% of FP17s for the same patient ID Re-attending within 3 months - Adults	322	1,732	18.6%	15.0%	15.7%	15.9%
% of FP17s for the same patient ID Re-attending between 3 & 9 months - Children	610	1,771	34.4%	57.7%	60.6%	58.1%
% of FP17s for the same patient ID Re-attending between 3 & 9 months - Adults	465	1,732	26.8%	48.5%	52.0%	50.6%
% of FP17s for Band 1 Urgent Courses	490	2,714	18.1%	9.7%	9.6%	9.1%
% of FP17s Relating to Free Repair or Replacements	2	2,714	0.1%	0.7%	0.7%	0.8%
% of FP17s Relating to Continuations	11	2,714	0.4%	0.8%	1.0%	1.1%
% of Patients satisfied with the dentistry they have received	9	9	N/A	92.7%	91.6%	91.4%
% of Patients satisfied with the time they had to wait for an appointment	5	9	N/A	89.7%	87.9%	87.7%

* This is based on patients treated on this contract for their most recent course of treatment. Figures in italics indicate the base number of FP17s or Patient Questionnaire responses are less than 100. N/A is shown where the base number of responses is less than 10 during the period. % is calculated as Quantity/Base number*100

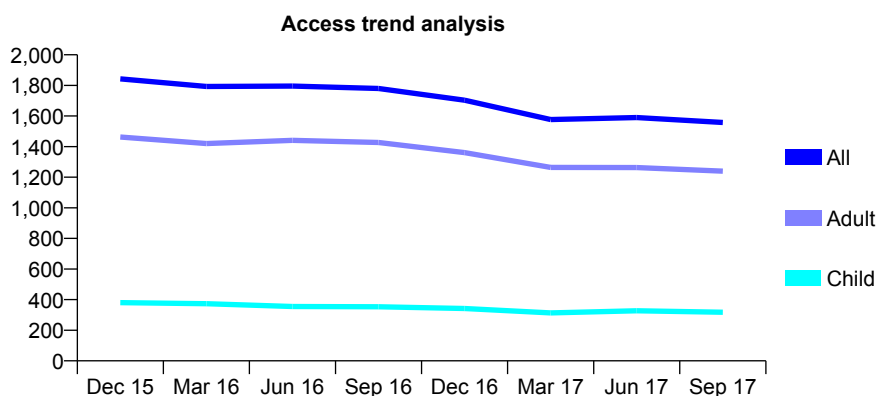
Q69 - Vital Signs At a Glance Contract Report for 131539/0001 - September 2017

Name or company name	Eurodental Limited
Contract type name	GDS Contract
Purpose of contract	General
Contract start date	01/01/2009
Contract end date	

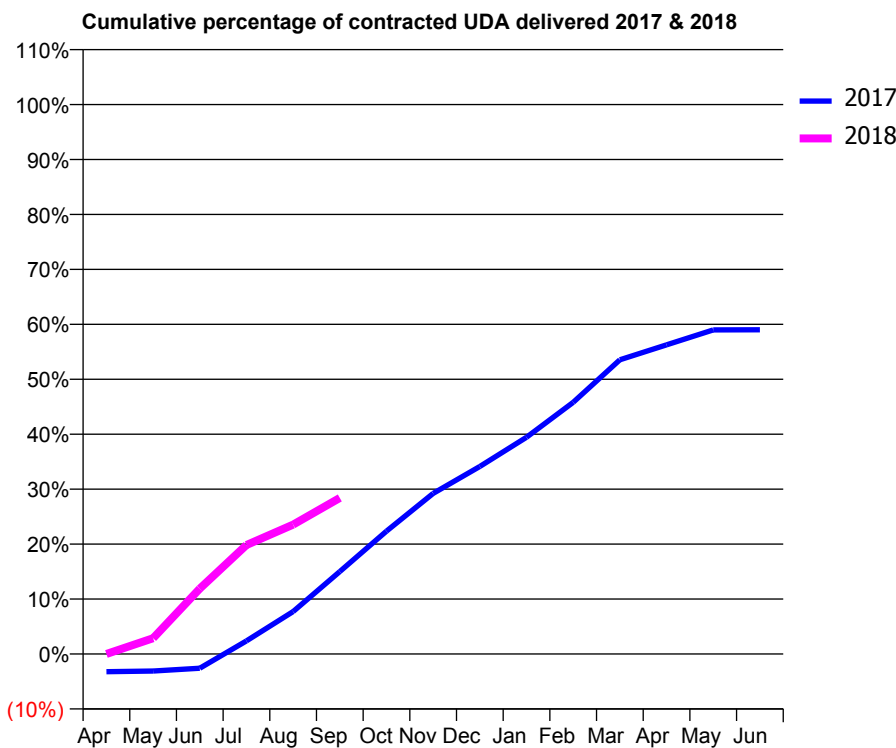
17/18 Contracted general activity (UDA)	8,541
Carry forward general activity (UDA)	0
17/18 Contracted orthodontic activity (UOA)	0
Carry forward orthodontic activity (UOA)	0
Baseline contract value	£204,286.50

ACCESS*

Patients seen in 24 months	Total	Change since previous quarter
Quarter ending September 2016	1,780	
Quarter ending December 2016	1,703	↓
Quarter ending March 2017	1,577	↓
Quarter ending June 2017	1,590	→
Quarter ending September 2017	1,558	↓
Variance since September 2016	(12.5%)	↓



ACTIVITY



Month	Adjusted Scheduled Activity (UDA)	
	2017	2018
April	-277	0
May	-266	246
June	-222	1,016
July	204	1,694
August	660	2,011
September	1,282	2,426
October	1,909	
November	2,497	
December	2,916	
January	3,369	
February	3,912	
March	4,574	
April	4,806	
May	5,037	
June	5,040	

QUALITY

	Quantity	Base Number	Contract	AT	Region	England
% of FP17s for the same patient ID Re-attending within 3 months - Children	75	316	23.7%	11.3%	11.4%	11.9%
% of FP17s for the same patient ID Re-attending within 3 months - Adults	134	692	19.4%	15.0%	15.7%	15.9%
% of FP17s for the same patient ID Re-attending between 3 & 9 months - Children	152	316	48.1%	57.7%	60.6%	58.1%
% of FP17s for the same patient ID Re-attending between 3 & 9 months - Adults	277	692	40.0%	48.5%	52.0%	50.6%
% of FP17s for Band 1 Urgent Courses	153	866	17.7%	9.7%	9.6%	9.1%
% of FP17s Relating to Free Repair or Replacements	1	866	0.1%	0.7%	0.7%	0.8%
% of FP17s Relating to Continuations	18	866	2.1%	0.8%	1.0%	1.1%
% of Patients satisfied with the dentistry they have received	4	4	N/A	92.7%	91.6%	91.4%
% of Patients satisfied with the time they had to wait for an appointment	4	4	N/A	89.7%	87.9%	87.7%

* This is based on patients treated on this contract for their most recent course of treatment. Figures in italics indicate the base number of FP17s or Patient Questionnaire responses are less than 100. N/A is shown where the base number of responses is less than 10 during the period. % is calculated as Quantity/Base number*100

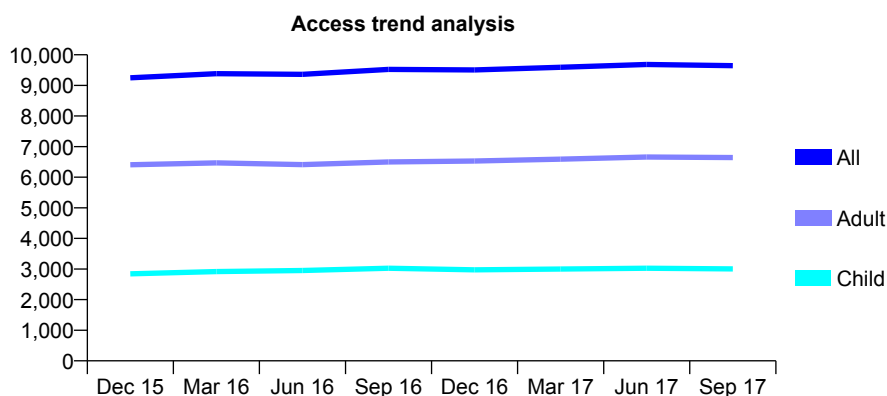
Q69 - Vital Signs At a Glance Contract Report for 133752/0001 - September 2017

Name or company name	Winnersh Dental Practice Ltd
Contract type name	GDS Contract
Purpose of contract	General
Contract start date	05/02/2010
Contract end date	

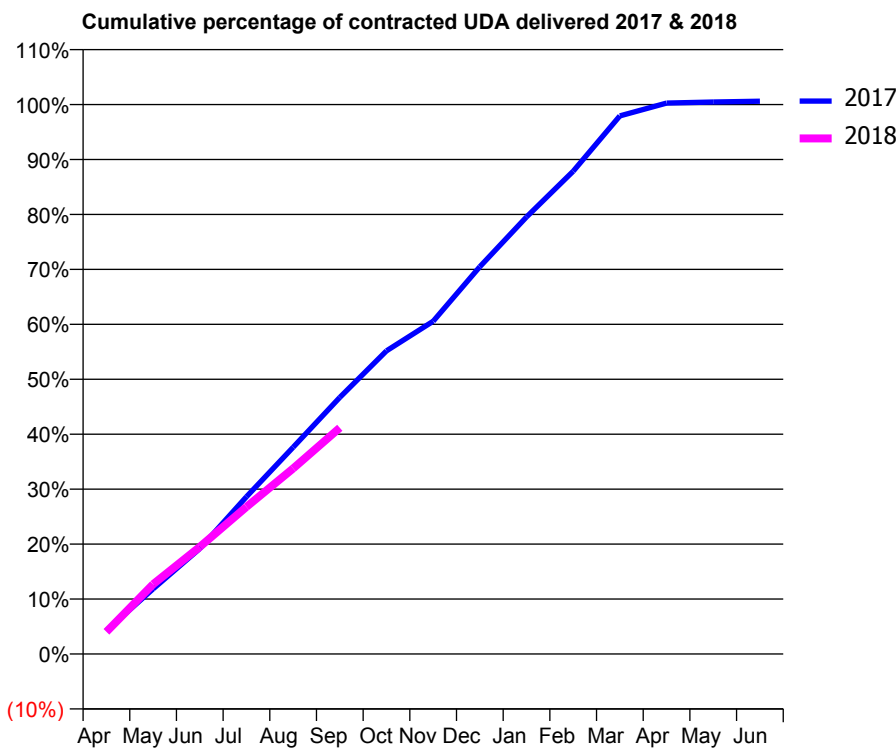
17/18 Contracted general activity (UDA)	23,809
Carry forward general activity (UDA)	-143
17/18 Contracted orthodontic activity (UOA)	0
Carry forward orthodontic activity (UOA)	0
Baseline contract value	£587,018.19

ACCESS*

Patients seen in 24 months	Total	Change since previous quarter
Quarter ending September 2016	9,525	
Quarter ending December 2016	9,504	→
Quarter ending March 2017	9,593	→
Quarter ending June 2017	9,684	→
Quarter ending September 2017	9,646	→
Variance since September 2016	1.3%	→



ACTIVITY



Month	Adjusted Scheduled Activity (UDA)	
	2017	2018
April	1,015	963
May	2,824	3,026
June	4,566	4,644
July	6,815	6,375
August	8,956	8,037
September	11,119	9,804
October	13,135	
November	14,420	
December	16,779	
January	18,934	
February	20,920	
March	23,315	
April	23,873	
May	23,916	
June	23,952	

QUALITY

	Quantity	Base Number	Contract	AT	Region	England
% of FP17s for the same patient ID Re-attending within 3 months - Children	218	2,284	9.5%	11.3%	11.4%	11.9%
% of FP17s for the same patient ID Re-attending within 3 months - Adults	585	3,979	14.7%	15.0%	15.7%	15.9%
% of FP17s for the same patient ID Re-attending between 3 & 9 months - Children	1,311	2,284	57.4%	57.7%	60.6%	58.1%
% of FP17s for the same patient ID Re-attending between 3 & 9 months - Adults	1,886	3,979	47.4%	48.5%	52.0%	50.6%
% of FP17s for Band 1 Urgent Courses	431	5,352	8.1%	9.7%	9.6%	9.1%
% of FP17s Relating to Free Repair or Replacements	53	5,352	1.0%	0.7%	0.7%	0.8%
% of FP17s Relating to Continuations	13	5,352	0.2%	0.8%	1.0%	1.1%
% of Patients satisfied with the dentistry they have received	14	14	100.0%	92.7%	91.6%	91.4%
% of Patients satisfied with the time they had to wait for an appointment	13	14	92.9%	89.7%	87.9%	87.7%

* This is based on patients treated on this contract for their most recent course of treatment. Figures in italics indicate the base number of FP17s or Patient Questionnaire responses are less than 100. N/A is shown where the base number of responses is less than 10 during the period. % is calculated as Quantity/Base number*100

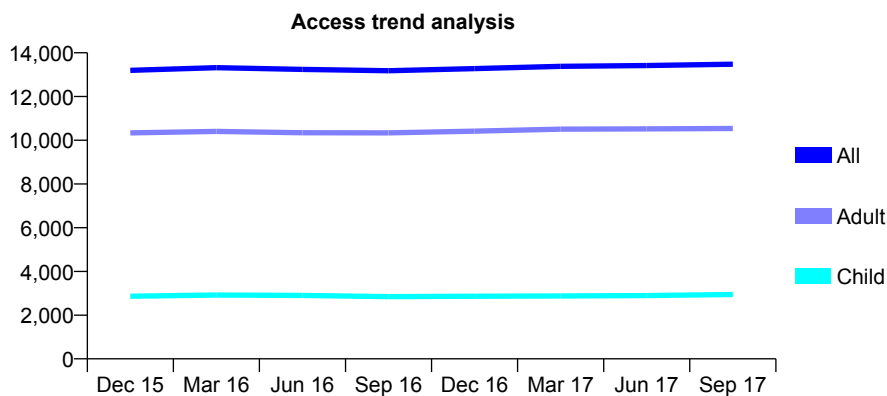
Q69 - Vital Signs At a Glance Contract Report for 134384/0001 - September 2017

Name or company name	Sam Health Ltd
Contract type name	GDS Contract
Purpose of contract	General
Contract start date	01/05/2013
Contract end date	

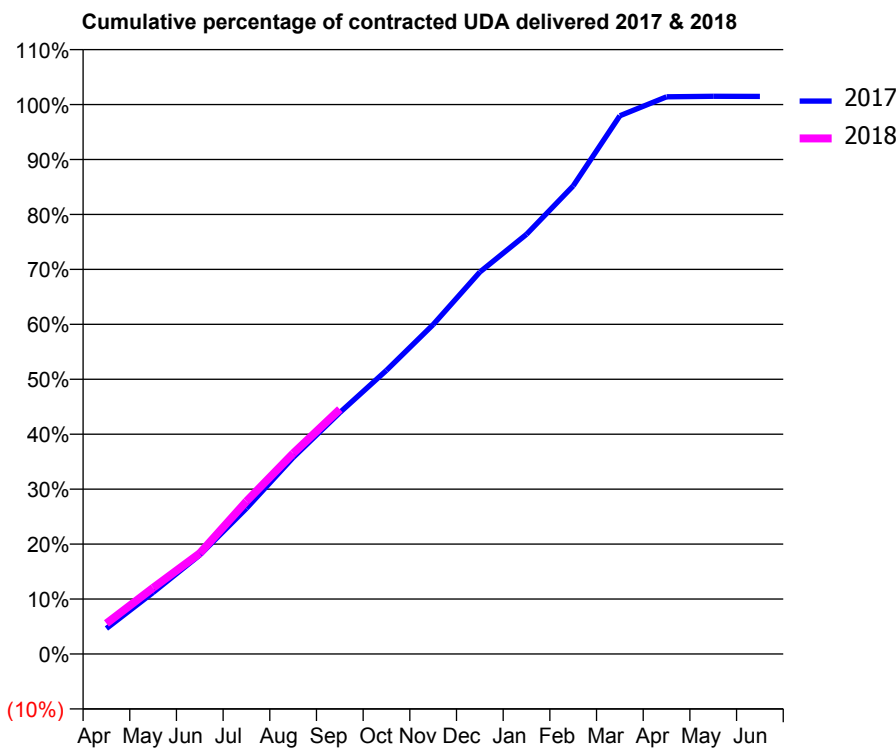
17/18 Contracted general activity (UDA)	40,939
Carry forward general activity (UDA)	-604
17/18 Contracted orthodontic activity (UOA)	0
Carry forward orthodontic activity (UOA)	0
Baseline contract value	£999,162.46

ACCESS*

Patients seen in 24 months	Total	Change since previous quarter
Quarter ending September 2016	13,182	
Quarter ending December 2016	13,279	→
Quarter ending March 2017	13,381	→
Quarter ending June 2017	13,416	→
Quarter ending September 2017	13,478	→
Variance since September 2016	2.2%	↑



ACTIVITY



Month	Adjusted Scheduled Activity (UDA)	
	2017	2018
April	1,901	2,279
May	4,583	4,934
June	7,378	7,505
July	10,851	11,380
August	14,644	14,949
September	17,991	18,235
October	21,134	
November	24,540	
December	28,457	
January	31,271	
February	34,872	
March	40,101	
April	41,515	
May	41,552	
June	41,543	

QUALITY

	Quantity	Base Number	Contract	AT	Region	England
% of FP17s for the same patient ID Re-attending within 3 months - Children	210	2,179	9.6%	11.3%	11.4%	11.9%
% of FP17s for the same patient ID Re-attending within 3 months - Adults	1,378	7,070	19.5%	15.0%	15.7%	15.9%
% of FP17s for the same patient ID Re-attending between 3 & 9 months - Children	1,205	2,179	55.3%	57.7%	60.6%	58.1%
% of FP17s for the same patient ID Re-attending between 3 & 9 months - Adults	3,213	7,070	45.4%	48.5%	52.0%	50.6%
% of FP17s for Band 1 Urgent Courses	1,026	8,591	11.9%	9.7%	9.6%	9.1%
% of FP17s Relating to Free Repair or Replacements	112	8,591	1.3%	0.7%	0.7%	0.8%
% of FP17s Relating to Continuations	151	8,591	1.8%	0.8%	1.0%	1.1%
% of Patients satisfied with the dentistry they have received	26	27	96.3%	92.7%	91.6%	91.4%
% of Patients satisfied with the time they had to wait for an appointment	27	27	100.0%	89.7%	87.9%	87.7%

* This is based on patients treated on this contract for their most recent course of treatment. Figures in italics indicate the base number of FP17s or Patient Questionnaire responses are less than 100. N/A is shown where the base number of responses is less than 10 during the period. % is calculated as Quantity/Base number*100

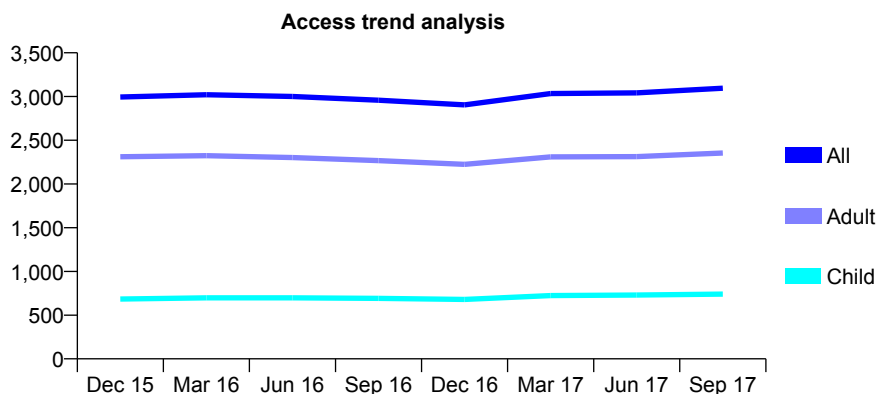
Q69 - Vital Signs At a Glance Contract Report for 136425/0001 - September 2017

Name or company name	Barsar Ltd
Contract type name	GDS Contract
Purpose of contract	General
Contract start date	01/09/2011
Contract end date	

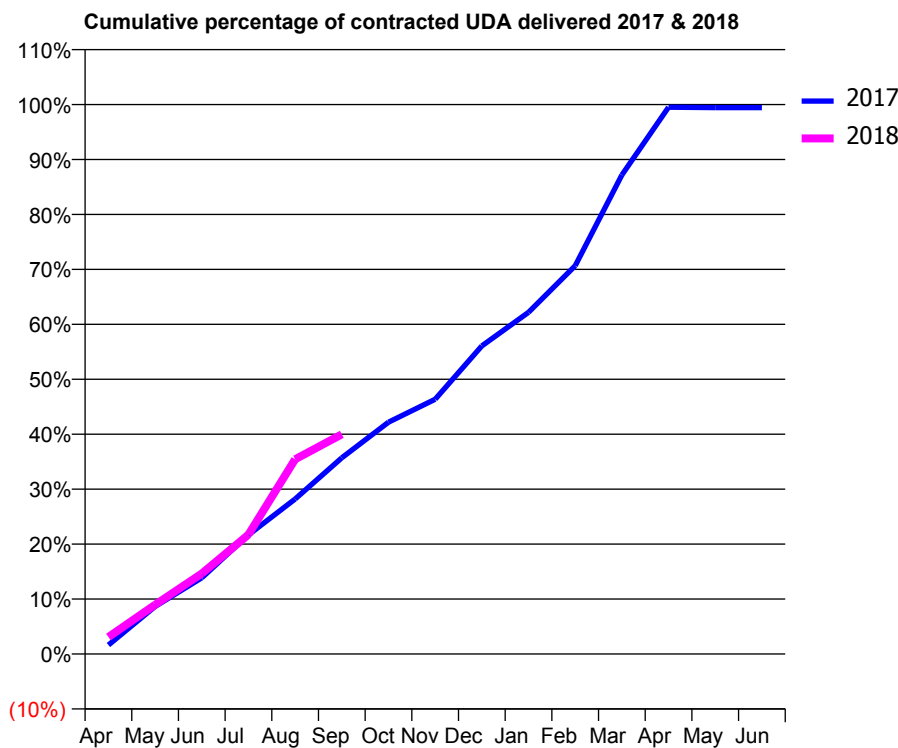
17/18 Contracted general activity (UDA)	7,016
Carry forward general activity (UDA)	41
17/18 Contracted orthodontic activity (UOA)	0
Carry forward orthodontic activity (UOA)	0
Baseline contract value	£148,465.16

ACCESS*

Patients seen in 24 months	Total	Change since previous quarter
Quarter ending September 2016	2,958	
Quarter ending December 2016	2,904	↓
Quarter ending March 2017	3,034	↑
Quarter ending June 2017	3,042	→
Quarter ending September 2017	3,095	→
Variance since September 2016	4.6%	↑



ACTIVITY



Month	Adjusted Scheduled Activity (UDA)	
	2017	2018
April	114	217
May	607	630
June	974	1,027
July	1,522	1,524
August	1,978	2,486
September	2,506	2,806
October	2,961	
November	3,252	
December	3,934	
January	4,363	
February	4,957	
March	6,117	
April	6,981	
May	6,977	
June	6,976	

QUALITY

	Quantity	Base Number	Contract	AT	Region	England
% of FP17s for the same patient ID Re-attending within 3 months - Children	45	528	8.5%	11.3%	11.4%	11.9%
% of FP17s for the same patient ID Re-attending within 3 months - Adults	316	1,581	20.0%	15.0%	15.7%	15.9%
% of FP17s for the same patient ID Re-attending between 3 & 9 months - Children	277	528	52.5%	57.7%	60.6%	58.1%
% of FP17s for the same patient ID Re-attending between 3 & 9 months - Adults	664	1,581	42.0%	48.5%	52.0%	50.6%
% of FP17s for Band 1 Urgent Courses	193	1,456	13.3%	9.7%	9.6%	9.1%
% of FP17s Relating to Free Repair or Replacements	21	1,456	1.4%	0.7%	0.7%	0.8%
% of FP17s Relating to Continuations	14	1,456	1.0%	0.8%	1.0%	1.1%
% of Patients satisfied with the dentistry they have received	4	4	N/A	92.7%	91.6%	91.4%
% of Patients satisfied with the time they had to wait for an appointment	4	4	N/A	89.7%	87.9%	87.7%

* This is based on patients treated on this contract for their most recent course of treatment. Figures in italics indicate the base number of FP17s or Patient Questionnaire responses are less than 100. N/A is shown where the base number of responses is less than 10 during the period. % is calculated as Quantity/Base number*100

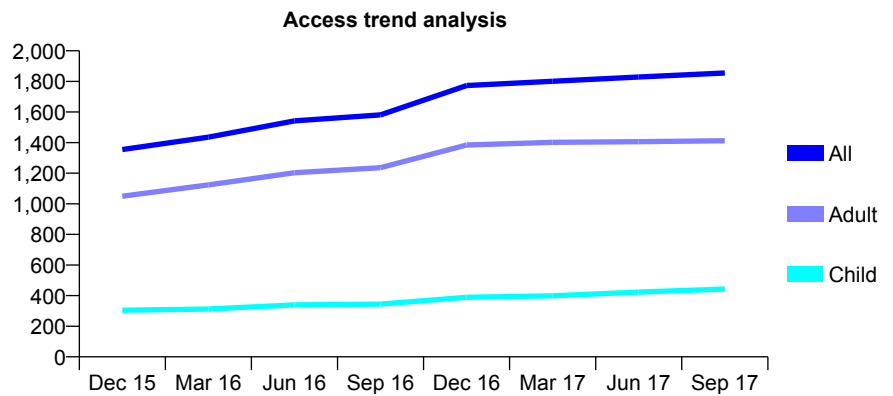
Q69 - Vital Signs At a Glance Contract Report for 136425/0002 - September 2017

Name or company name	Barsar Ltd
Contract type name	GDS Contract
Purpose of contract	General
Contract start date	20/01/2015
Contract end date	

17/18 Contracted general activity (UDA)	4,510
Carry forward general activity (UDA)	122
17/18 Contracted orthodontic activity (UOA)	0
Carry forward orthodontic activity (UOA)	0
Baseline contract value	£96,824.00

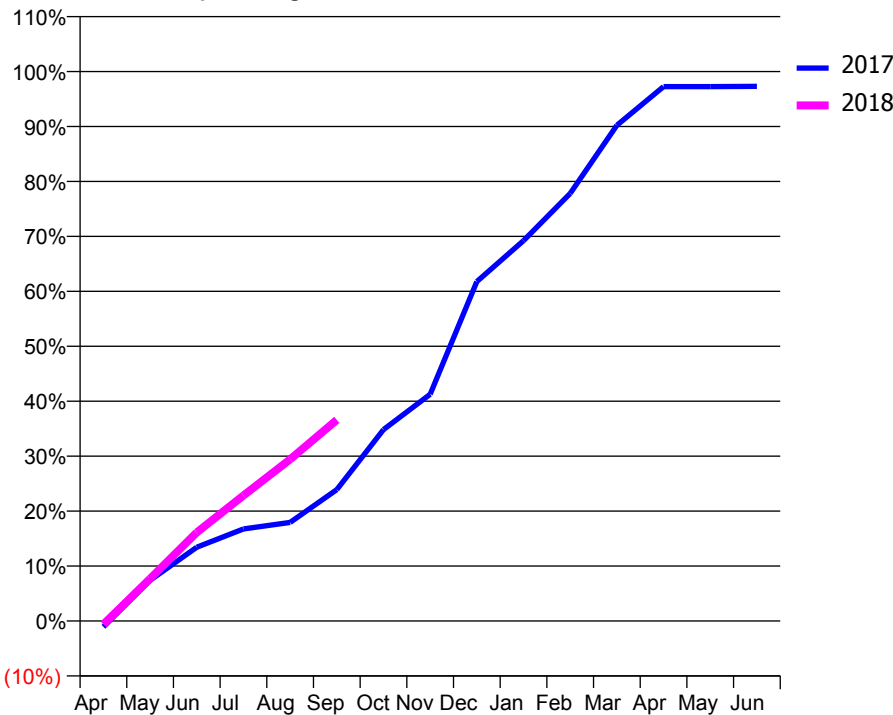
ACCESS*

Patients seen in 24 months	Total	Change since previous quarter
Quarter ending September 2016	1,581	
Quarter ending December 2016	1,773	↑
Quarter ending March 2017	1,801	→
Quarter ending June 2017	1,829	→
Quarter ending September 2017	1,855	→
Variance since September 2016	17.3%	↑



ACTIVITY

Cumulative percentage of contracted UDA delivered 2017 & 2018



Month	Adjusted Scheduled Activity (UDA)	
	2017	2018
April	-49	-28
May	334	348
June	606	727
July	756	1,030
August	809	1,327
September	1,079	1,651
October	1,571	
November	1,861	
December	2,785	
January	3,122	
February	3,509	
March	4,068	
April	4,386	
May	4,386	
June	4,388	

QUALITY

	Quantity	Base Number	Contract	AT	Region	England
% of FP17s for the same patient ID Re-attending within 3 months - Children	13	323	4.0%	11.3%	11.4%	11.9%
% of FP17s for the same patient ID Re-attending within 3 months - Adults	101	755	13.4%	15.0%	15.7%	15.9%
% of FP17s for the same patient ID Re-attending between 3 & 9 months - Children	186	323	57.6%	57.7%	60.6%	58.1%
% of FP17s for the same patient ID Re-attending between 3 & 9 months - Adults	336	755	44.5%	48.5%	52.0%	50.6%
% of FP17s for Band 1 Urgent Courses	139	954	14.6%	9.7%	9.6%	9.1%
% of FP17s Relating to Free Repair or Replacements	6	954	0.6%	0.7%	0.7%	0.8%
% of FP17s Relating to Continuations	0	954	0.0%	0.8%	1.0%	1.1%
% of Patients satisfied with the dentistry they have received	5	5	N/A	92.7%	91.6%	91.4%
% of Patients satisfied with the time they had to wait for an appointment	4	5	N/A	89.7%	87.9%	87.7%

* This is based on patients treated on this contract for their most recent course of treatment. Figures in italics indicate the base number of FP17s or Patient Questionnaire responses are less than 100. N/A is shown where the base number of responses is less than 10 during the period. % is calculated as Quantity/Base number*100

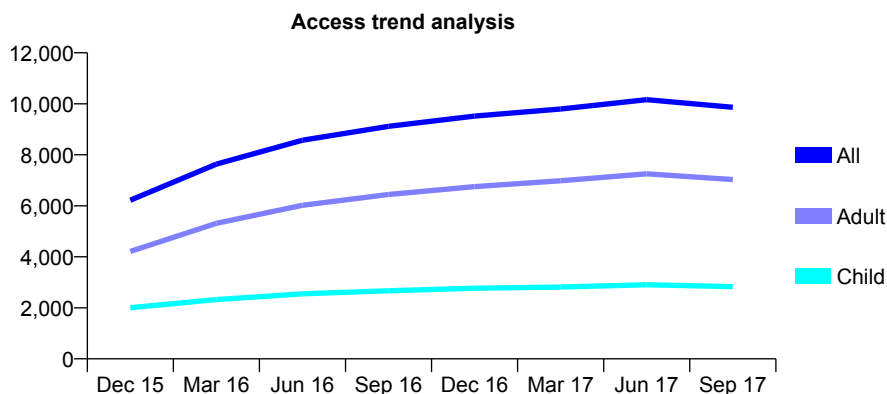
Q69 - Vital Signs At a Glance Contract Report for 137588/0006 - September 2017

Name or company name	Damira Dental Studios Ltd
Contract type name	Pilot Contract
Purpose of contract	General
Contract start date	01/04/2015
Contract end date	

17/18 Contracted general activity (UDA)	46,702
Carry forward general activity (UDA)	0
17/18 Contracted orthodontic activity (UOA)	0
Carry forward orthodontic activity (UOA)	0
Baseline contract value	£1,215,891.10

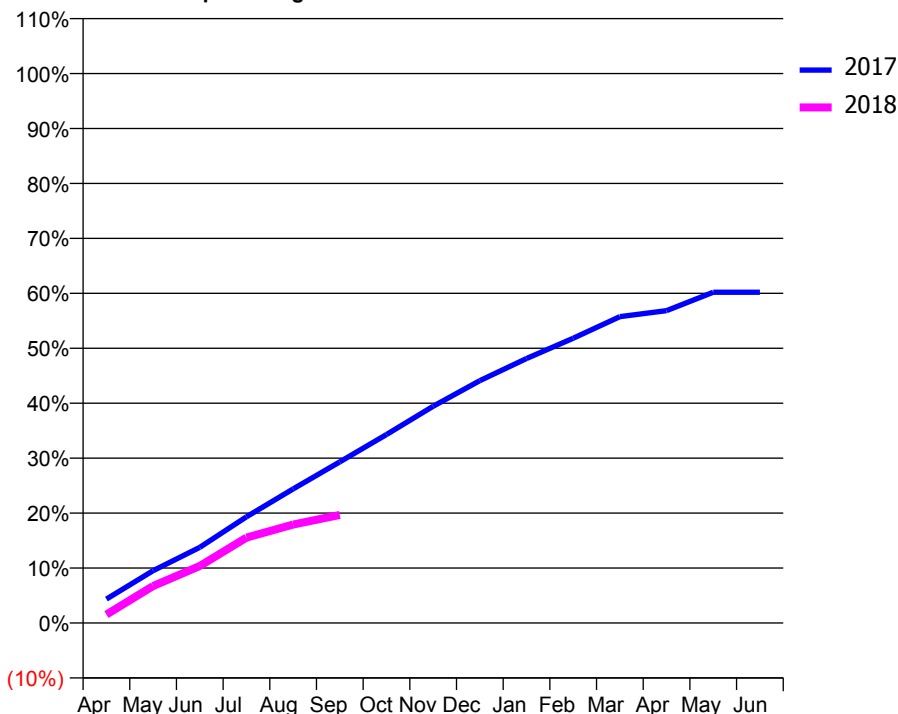
ACCESS*

Patients seen in 24 months	Total	Change since previous quarter
Quarter ending September 2016	9,114	
Quarter ending December 2016	9,520	↑
Quarter ending March 2017	9,797	↑
Quarter ending June 2017	10,161	↑
Quarter ending September 2017	9,863	↓
Variance since September 2016	8.2%	↑



ACTIVITY

Cumulative percentage of contracted UDA delivered 2017 & 2018



Adjusted Scheduled Activity (UDA)

Month	2017	2018
April	2,029	725
May	4,451	3,140
June	6,429	4,843
July	9,024	7,260
August	11,393	8,374
September	13,697	9,191
October	16,018	
November	18,419	
December	20,596	
January	22,479	
February	24,199	
March	26,039	
April	26,550	
May	28,109	
June	28,110	

QUALITY

	Quantity	Base Number	Contract	AT	Region	England
% of FP17s for the same patient ID Re-attending within 3 months - Children	90	1,800	5.0%	11.3%	11.4%	11.9%
% of FP17s for the same patient ID Re-attending within 3 months - Adults	588	3,886	15.1%	15.0%	15.7%	15.9%
% of FP17s for the same patient ID Re-attending between 3 & 9 months - Children	1,179	1,800	65.5%	57.7%	60.6%	58.1%
% of FP17s for the same patient ID Re-attending between 3 & 9 months - Adults	1,889	3,886	48.6%	48.5%	52.0%	50.6%
% of FP17s for Band 1 Urgent Courses	402	4,656	8.6%	9.7%	9.6%	9.1%
% of FP17s Relating to Free Repair or Replacements	25	4,656	0.5%	0.7%	0.7%	0.8%
% of FP17s Relating to Continuations	58	4,656	1.2%	0.8%	1.0%	1.1%
% of Patients satisfied with the dentistry they have received	10	11	90.9%	92.7%	91.6%	91.4%
% of Patients satisfied with the time they had to wait for an appointment	8	11	72.7%	89.7%	87.9%	87.7%

* This is based on patients treated on this contract for their most recent course of treatment. Figures in italics indicate the base number of FP17s or Patient Questionnaire responses are less than 100. N/A is shown where the base number of responses is less than 10 during the period. % is calculated as Quantity/Base number*100

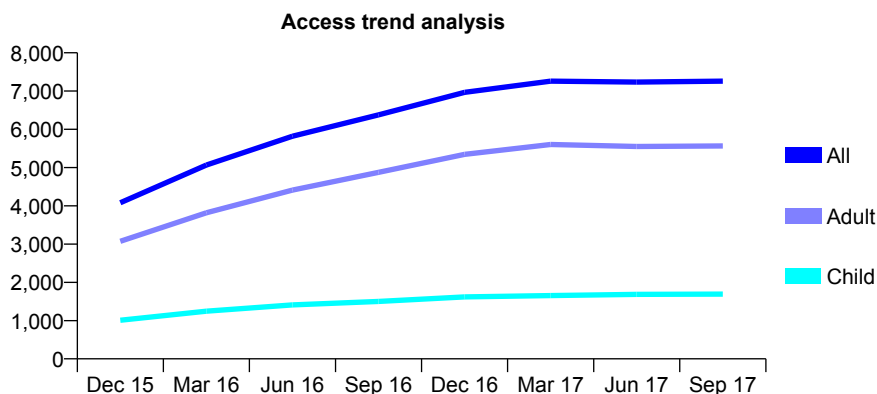
Q69 - Vital Signs At a Glance Contract Report for 137588/0007 - September 2017

Name or company name	Damira Dental Studios Ltd
Contract type name	GDS Contract
Purpose of contract	General
Contract start date	01/04/2015
Contract end date	

17/18 Contracted general activity (UDA)	22,500
Carry forward general activity (UDA)	531
17/18 Contracted orthodontic activity (UOA)	0
Carry forward orthodontic activity (UOA)	0
Baseline contract value	£549,148.54

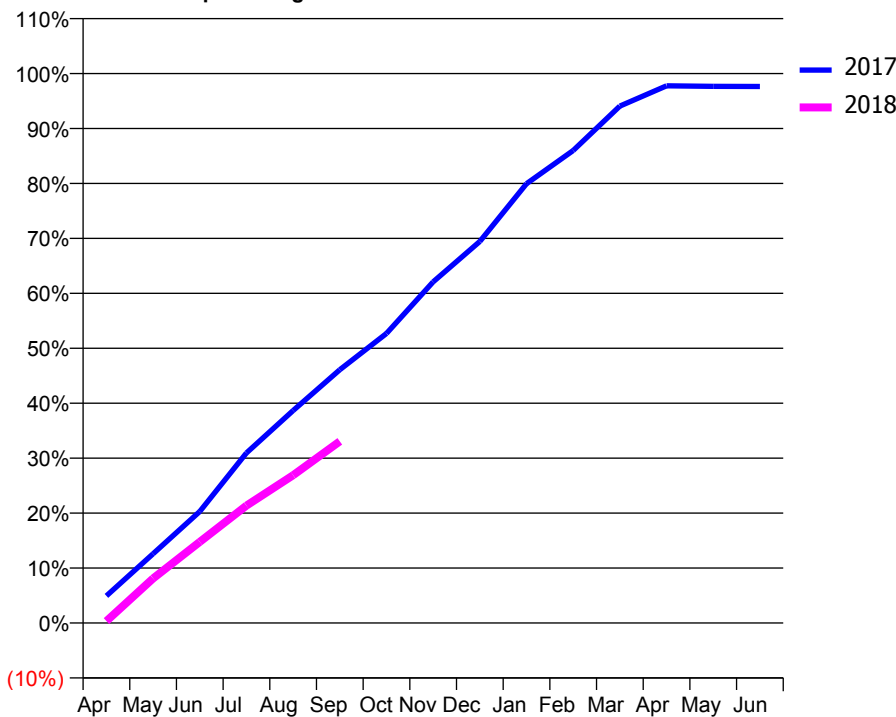
ACCESS*

Patients seen in 24 months	Total	Change since previous quarter
Quarter ending September 2016	6,378	
Quarter ending December 2016	6,965	↑
Quarter ending March 2017	7,260	↑
Quarter ending June 2017	7,234	→
Quarter ending September 2017	7,258	→
Variance since September 2016	13.8%	↑



ACTIVITY

Cumulative percentage of contracted UDA delivered 2017 & 2018



Adjusted Scheduled Activity (UDA)

Month	2017	2018
April	1,108	78
May	2,834	1,827
June	4,567	3,323
July	6,962	4,808
August	8,701	6,053
September	10,370	7,439
October	11,855	
November	13,972	
December	15,624	
January	17,987	
February	19,346	
March	21,167	
April	21,997	
May	21,976	
June	21,969	

QUALITY

	Quantity	Base Number	Contract	AT	Region	England
% of FP17s for the same patient ID Re-attending within 3 months - Children	122	1,080	11.3%	11.3%	11.4%	11.9%
% of FP17s for the same patient ID Re-attending within 3 months - Adults	590	2,938	20.1%	15.0%	15.7%	15.9%
% of FP17s for the same patient ID Re-attending between 3 & 9 months - Children	497	1,080	46.0%	57.7%	60.6%	58.1%
% of FP17s for the same patient ID Re-attending between 3 & 9 months - Adults	1,085	2,938	36.9%	48.5%	52.0%	50.6%
% of FP17s for Band 1 Urgent Courses	901	3,686	24.4%	9.7%	9.6%	9.1%
% of FP17s Relating to Free Repair or Replacements	22	3,686	0.6%	0.7%	0.7%	0.8%
% of FP17s Relating to Continuations	28	3,686	0.8%	0.8%	1.0%	1.1%
% of Patients satisfied with the dentistry they have received	12	14	85.7%	92.7%	91.6%	91.4%
% of Patients satisfied with the time they had to wait for an appointment	11	14	78.6%	89.7%	87.9%	87.7%

* This is based on patients treated on this contract for their most recent course of treatment. Figures in italics indicate the base number of FP17s or Patient Questionnaire responses are less than 100. N/A is shown where the base number of responses is less than 10 during the period. % is calculated as Quantity/Base number*100

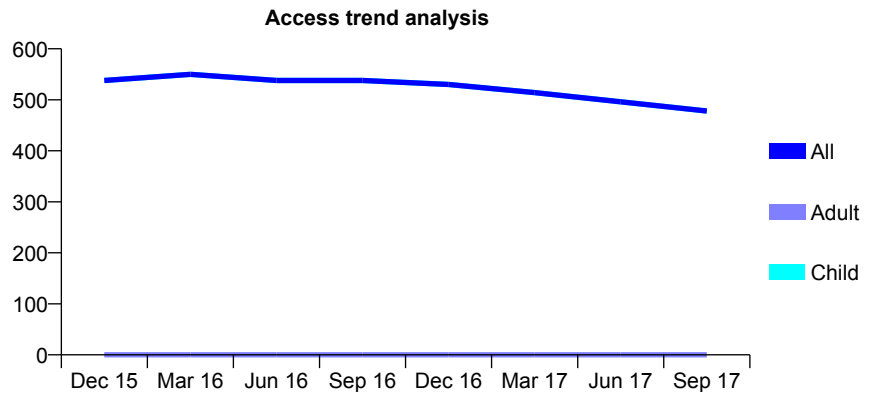
Q69 - Vital Signs At a Glance Contract Report for 138770/0001 - September 2017

Name or company name	Greystone Dental Surgery
Contract type name	GDS Contract
Purpose of contract	General
Contract start date	18/03/2014
Contract end date	

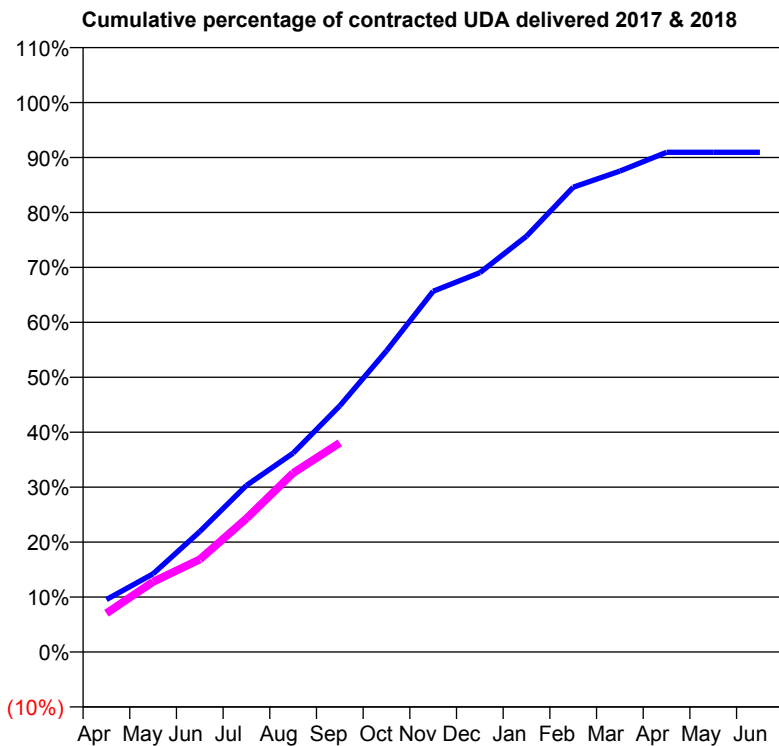
17/18 Contracted general activity (UDA)	963
Carry forward general activity (UDA)	0
17/18 Contracted orthodontic activity (UOA)	0
Carry forward orthodontic activity (UOA)	0
Baseline contract value	£17,235.60

ACCESS*

Patients seen in 24 months	Total	Change since previous quarter
Quarter ending September 2016	538	
Quarter ending December 2016	530	↓
Quarter ending March 2017	514	↓
Quarter ending June 2017	496	↓
Quarter ending September 2017	478	↓
Variance since September 2016	(11.2%)	↓



ACTIVITY



Adjusted Scheduled Activity (UDA)		
Month	2017	2018
April	92	68
May	137	123
June	211	162
July	292	234
August	349	314
September	432	367
October	528	
November	632	
December	665	
January	729	
February	815	
March	843	
April	876	
May	876	
June	876	

QUALITY

	Quantity	Base Number	Contract	AT	Region	England
% of FP17s for the same patient ID Re-attending within 3 months - Children	19	325	5.8%	11.3%	11.4%	11.9%
% of FP17s for the same patient ID Re-attending within 3 months - Adults	0	0	N/A	15.0%	15.7%	15.9%
% of FP17s for the same patient ID Re-attending between 3 & 9 months - Children	204	325	62.8%	57.7%	60.6%	58.1%
% of FP17s for the same patient ID Re-attending between 3 & 9 months - Adults	0	0	N/A	48.5%	52.0%	50.6%
% of FP17s for Band 1 Urgent Courses	13	300	4.3%	9.7%	9.6%	9.1%
% of FP17s Relating to Free Repair or Replacements	0	300	0.0%	0.7%	0.7%	0.8%
% of FP17s Relating to Continuations	6	300	2.0%	0.8%	1.0%	1.1%
% of Patients satisfied with the dentistry they have received	1	1	N/A	92.7%	91.6%	91.4%
% of Patients satisfied with the time they had to wait for an appointment	1	1	N/A	89.7%	87.9%	87.7%

* This is based on patients treated on this contract for their most recent course of treatment. Figures in italics indicate the base number of FP17s or Patient Questionnaire responses are less than 100. N/A is shown where the base number of responses is less than 10 during the period. % is calculated as Quantity/Base number*100

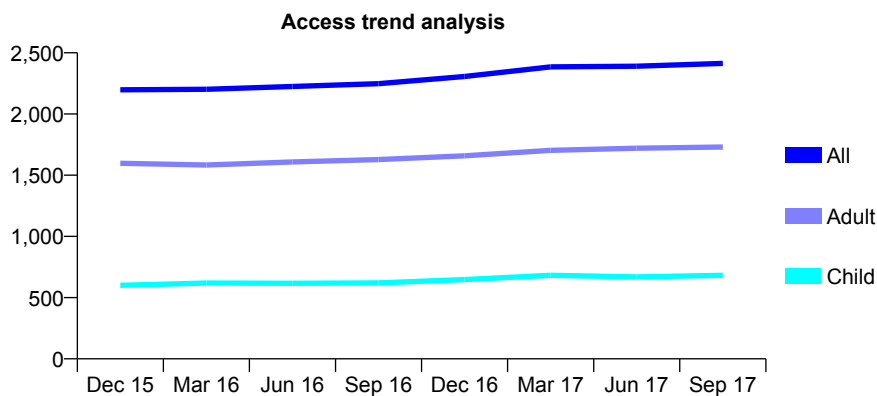
Q69 - Vital Signs At a Glance Contract Report for 139610/0002 - September 2017

Name or company name	OPTIMA CARE (MAIDENHEAD) Ltd
Contract type name	GDS Contract
Purpose of contract	General
Contract start date	24/09/2012
Contract end date	

17/18 Contracted general activity (UDA)	4,658
Carry forward general activity (UDA)	-73
17/18 Contracted orthodontic activity (UOA)	0
Carry forward orthodontic activity (UOA)	0
Baseline contract value	£107,639.22

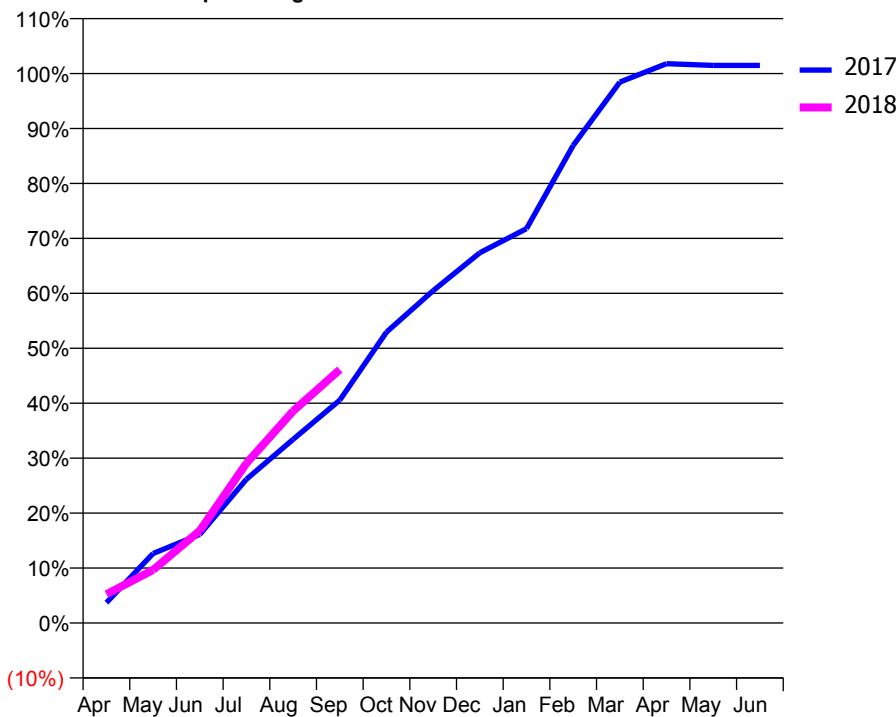
ACCESS*

Patients seen in 24 months	Total	Change since previous quarter
Quarter ending September 2016	2,248	
Quarter ending December 2016	2,307	↑
Quarter ending March 2017	2,385	↑
Quarter ending June 2017	2,390	→
Quarter ending September 2017	2,413	→
Variance since September 2016	7.3%	↑



ACTIVITY

Cumulative percentage of contracted UDA delivered 2017 & 2018



Month	Adjusted Scheduled Activity (UDA)	
	2017	2018
April	186	243
May	637	451
June	811	783
July	1,317	1,355
August	1,682	1,796
September	2,040	2,149
October	2,663	
November	3,043	
December	3,389	
January	3,610	
February	4,372	
March	4,951	
April	5,120	
May	5,105	
June	5,104	

QUALITY

	Quantity	Base Number	Contract	AT	Region	England
% of FP17s for the same patient ID Re-attending within 3 months - Children	34	424	8.0%	11.3%	11.4%	11.9%
% of FP17s for the same patient ID Re-attending within 3 months - Adults	75	901	8.3%	15.0%	15.7%	15.9%
% of FP17s for the same patient ID Re-attending between 3 & 9 months - Children	201	424	47.4%	57.7%	60.6%	58.1%
% of FP17s for the same patient ID Re-attending between 3 & 9 months - Adults	282	901	31.3%	48.5%	52.0%	50.6%
% of FP17s for Band 1 Urgent Courses	99	1,044	9.5%	9.7%	9.6%	9.1%
% of FP17s Relating to Free Repair or Replacements	2	1,044	0.2%	0.7%	0.7%	0.8%
% of FP17s Relating to Continuations	1	1,044	0.1%	0.8%	1.0%	1.1%
% of Patients satisfied with the dentistry they have received	3	3	N/A	92.7%	91.6%	91.4%
% of Patients satisfied with the time they had to wait for an appointment	3	3	N/A	89.7%	87.9%	87.7%

* This is based on patients treated on this contract for their most recent course of treatment. Figures in italics indicate the base number of FP17s or Patient Questionnaire responses are less than 100. N/A is shown where the base number of responses is less than 10 during the period. % is calculated as Quantity/Base number*100

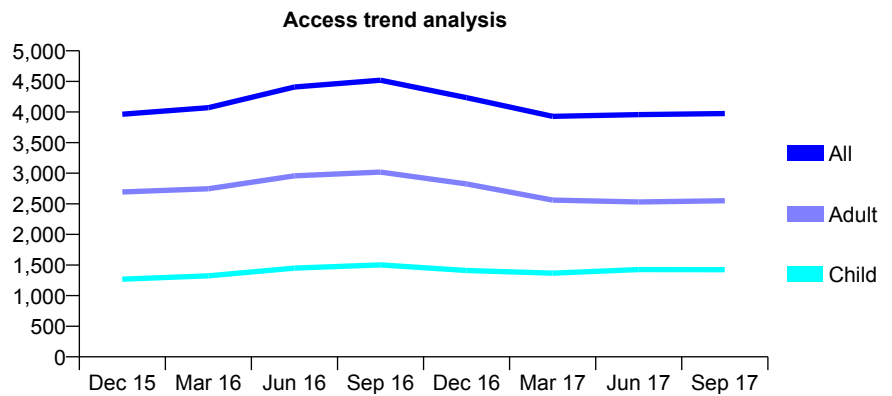
Q69 - Vital Signs At a Glance Contract Report for 139777/0001 - September 2017

Name or company name	Alluradent Ltd
Contract type name	GDS Contract
Purpose of contract	General
Contract start date	01/12/2010
Contract end date	

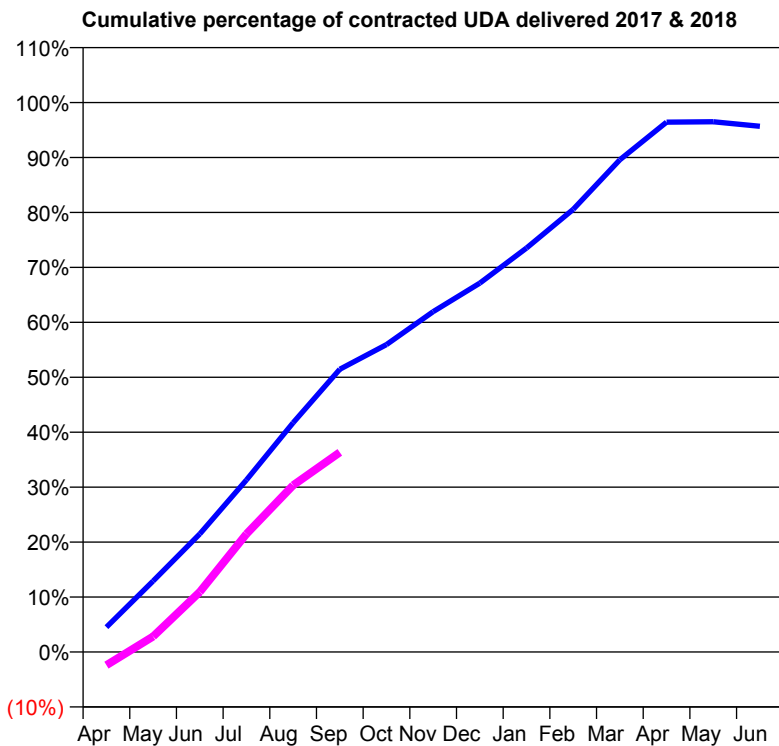
17/18 Contracted general activity (UDA)	6,996
Carry forward general activity (UDA)	278
17/18 Contracted orthodontic activity (UOA)	0
Carry forward orthodontic activity (UOA)	0
Baseline contract value	£161,169.33

ACCESS*

Patients seen in 24 months	Total	Change since previous quarter
Quarter ending September 2016	4,520	
Quarter ending December 2016	4,235	↓
Quarter ending March 2017	3,930	↓
Quarter ending June 2017	3,958	→
Quarter ending September 2017	3,974	→
Variance since September 2016	(12.1%)	↓



ACTIVITY



Month	Adjusted Scheduled Activity (UDA)	
	2017	2018
April	317	-169
May	903	197
June	1,503	766
July	2,192	1,504
August	2,919	2,124
September	3,600	2,543
October	3,914	
November	4,334	
December	4,697	
January	5,143	
February	5,635	
March	6,267	
April	6,747	
May	6,751	
June	6,692	

QUALITY

	Quantity	Base Number	Contract	AT	Region	England
% of FP17s for the same patient ID Re-attending within 3 months - Children	69	959	7.2%	11.3%	11.4%	11.9%
% of FP17s for the same patient ID Re-attending within 3 months - Adults	226	1,477	15.3%	15.0%	15.7%	15.9%
% of FP17s for the same patient ID Re-attending between 3 & 9 months - Children	297	959	31.0%	57.7%	60.6%	58.1%
% of FP17s for the same patient ID Re-attending between 3 & 9 months - Adults	356	1,477	24.1%	48.5%	52.0%	50.6%
% of FP17s for Band 1 Urgent Courses	208	1,550	13.4%	9.7%	9.6%	9.1%
% of FP17s Relating to Free Repair or Replacements	11	1,550	0.7%	0.7%	0.7%	0.8%
% of FP17s Relating to Continuations	7	1,550	0.5%	0.8%	1.0%	1.1%
% of Patients satisfied with the dentistry they have received	10	11	90.9%	92.7%	91.6%	91.4%
% of Patients satisfied with the time they had to wait for an appointment	9	11	81.8%	89.7%	87.9%	87.7%

* This is based on patients treated on this contract for their most recent course of treatment. Figures in italics indicate the base number of FP17s or Patient Questionnaire responses are less than 100. N/A is shown where the base number of responses is less than 10 during the period. % is calculated as Quantity/Base number*100

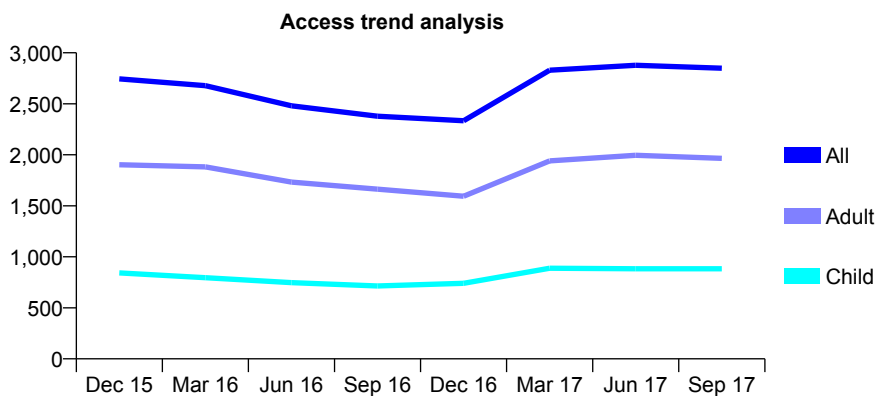
Q69 - Vital Signs At a Glance Contract Report for 139777/0002 - September 2017

Name or company name	Alluradent Ltd
Contract type name	GDS Contract
Purpose of contract	General
Contract start date	01/12/2010
Contract end date	

17/18 Contracted general activity (UDA)	6,300
Carry forward general activity (UDA)	231
17/18 Contracted orthodontic activity (UOA)	0
Carry forward orthodontic activity (UOA)	0
Baseline contract value	£144,874.68

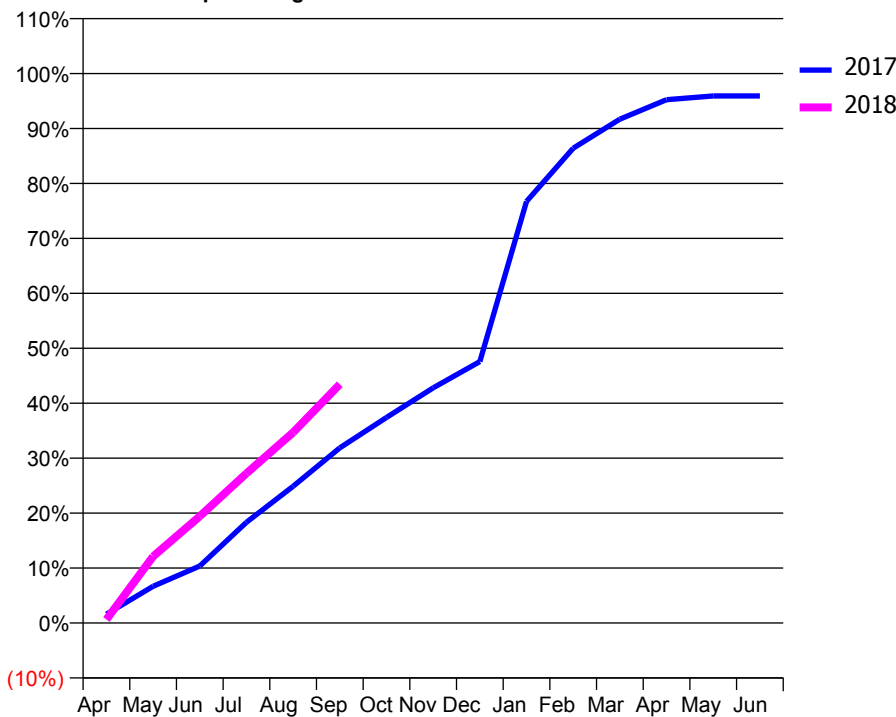
ACCESS*

Patients seen in 24 months	Total	Change since previous quarter
Quarter ending September 2016	2,378	
Quarter ending December 2016	2,334	↓
Quarter ending March 2017	2,829	↑
Quarter ending June 2017	2,878	→
Quarter ending September 2017	2,849	↓
Variance since September 2016	19.8%	↑



ACTIVITY

Cumulative percentage of contracted UDA delivered 2017 & 2018



Month	Adjusted Scheduled Activity (UDA)	
	2017	2018
April	101	41
May	421	763
June	653	1,223
July	1,156	1,717
August	1,568	2,186
September	2,009	2,738
October	2,356	
November	2,695	
December	2,998	
January	4,833	
February	5,444	
March	5,777	
April	6,000	
May	6,043	
June	6,043	

QUALITY

	Quantity	Base Number	Contract	AT	Region	England
% of FP17s for the same patient ID Re-attending within 3 months - Children	13	536	2.4%	11.3%	11.4%	11.9%
% of FP17s for the same patient ID Re-attending within 3 months - Adults	81	1,051	7.7%	15.0%	15.7%	15.9%
% of FP17s for the same patient ID Re-attending between 3 & 9 months - Children	195	536	36.4%	57.7%	60.6%	58.1%
% of FP17s for the same patient ID Re-attending between 3 & 9 months - Adults	293	1,051	27.9%	48.5%	52.0%	50.6%
% of FP17s for Band 1 Urgent Courses	243	1,467	16.6%	9.7%	9.6%	9.1%
% of FP17s Relating to Free Repair or Replacements	9	1,467	0.6%	0.7%	0.7%	0.8%
% of FP17s Relating to Continuations	7	1,467	0.5%	0.8%	1.0%	1.1%
% of Patients satisfied with the dentistry they have received	6	6	N/A	92.7%	91.6%	91.4%
% of Patients satisfied with the time they had to wait for an appointment	5	6	N/A	89.7%	87.9%	87.7%

* This is based on patients treated on this contract for their most recent course of treatment. Figures in italics indicate the base number of FP17s or Patient Questionnaire responses are less than 100. N/A is shown where the base number of responses is less than 10 during the period. % is calculated as Quantity/Base number*100

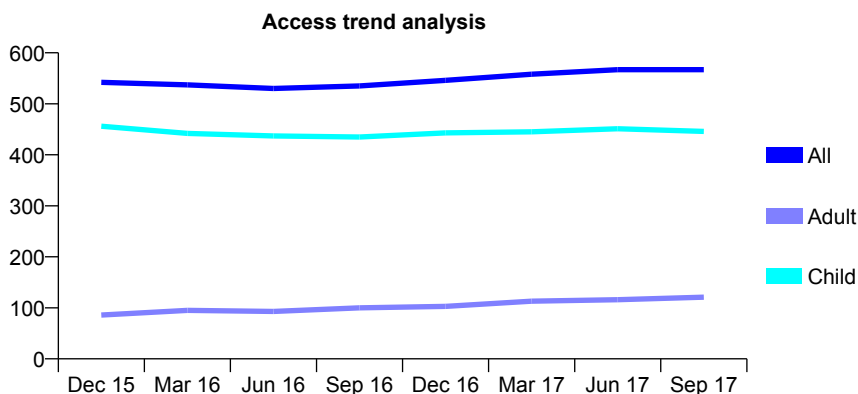
Q69 - Vital Signs At a Glance Contract Report for 139831/0001 - September 2017

Name or company name	High Street Dental Practice (Pangbourne) L
Contract type name	GDS Contract
Purpose of contract	General
Contract start date	01/08/2010
Contract end date	

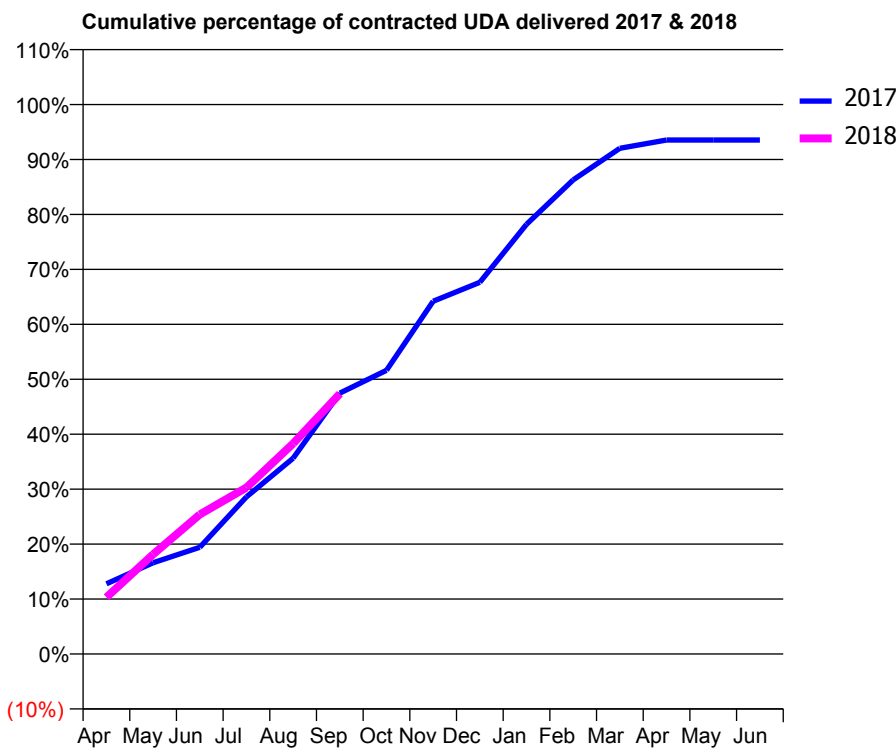
17/18 Contracted general activity (UDA)	940
Carry forward general activity (UDA)	0
17/18 Contracted orthodontic activity (UOA)	0
Carry forward orthodontic activity (UOA)	0
Baseline contract value	£17,347.18

ACCESS*

Patients seen in 24 months	Total	Change since previous quarter
Quarter ending September 2016	535	
Quarter ending December 2016	546	↑
Quarter ending March 2017	558	↑
Quarter ending June 2017	567	→
Quarter ending September 2017	567	→
Variance since September 2016	6.0%	↑



ACTIVITY



Adjusted Scheduled Activity (UDA)		
Month	2017	2018
April	120	97
May	156	170
June	183	239
July	269	285
August	335	360
September	446	445
October	485	
November	603	
December	636	
January	735	
February	811	
March	865	
April	879	
May	879	
June	879	

QUALITY

	Quantity	Base Number	Contract	AT	Region	England
% of FP17s for the same patient ID Re-attending within 3 months - Children	15	344	4.4%	11.3%	11.4%	11.9%
% of FP17s for the same patient ID Re-attending within 3 months - Adults	3	61	4.9%	15.0%	15.7%	15.9%
% of FP17s for the same patient ID Re-attending between 3 & 9 months - Children	234	344	68.0%	57.7%	60.6%	58.1%
% of FP17s for the same patient ID Re-attending between 3 & 9 months - Adults	30	61	49.2%	48.5%	52.0%	50.6%
% of FP17s for Band 1 Urgent Courses	6	395	1.5%	9.7%	9.6%	9.1%
% of FP17s Relating to Free Repair or Replacements	0	395	0.0%	0.7%	0.7%	0.8%
% of FP17s Relating to Continuations	0	395	0.0%	0.8%	1.0%	1.1%
% of Patients satisfied with the dentistry they have received	0	0	N/A	92.7%	91.6%	91.4%
% of Patients satisfied with the time they had to wait for an appointment	0	0	N/A	89.7%	87.9%	87.7%

* This is based on patients treated on this contract for their most recent course of treatment. Figures in italics indicate the base number of FP17s or Patient Questionnaire responses are less than 100. N/A is shown where the base number of responses is less than 10 during the period. % is calculated as Quantity/Base number*100

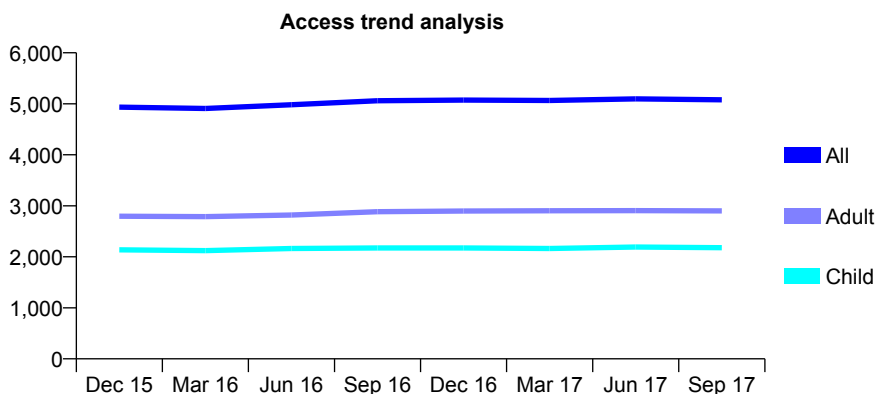
Q69 - Vital Signs At a Glance Contract Report for 140694/0001 - September 2017

Name or company name	Abbey D. Surgery Ltd
Contract type name	GDS Contract
Purpose of contract	General
Contract start date	01/04/2008
Contract end date	

17/18 Contracted general activity (UDA)	15,878
Carry forward general activity (UDA)	545
17/18 Contracted orthodontic activity (UOA)	0
Carry forward orthodontic activity (UOA)	0
Baseline contract value	£435,741.76

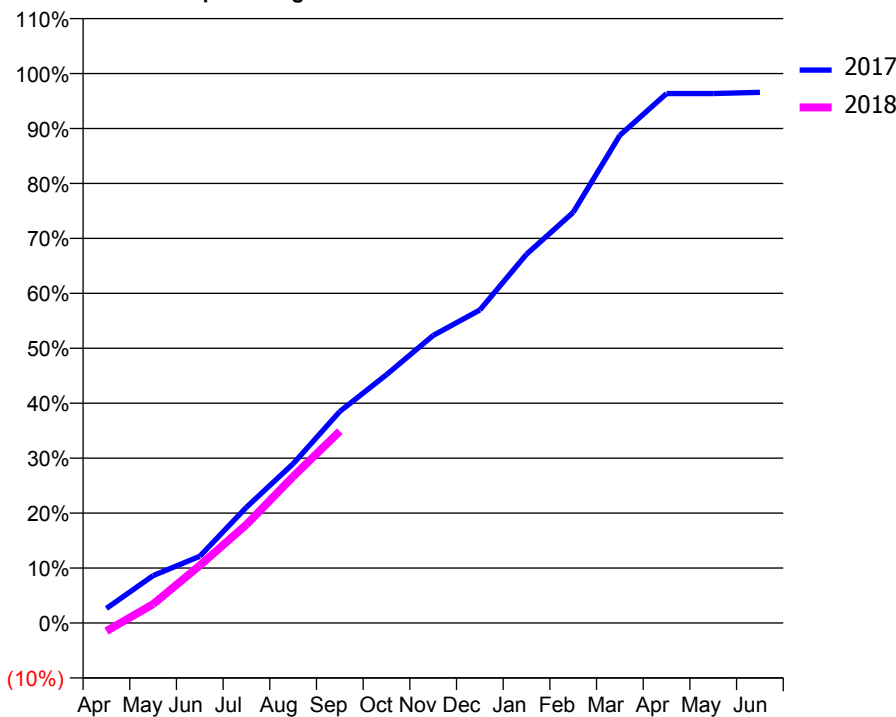
ACCESS*

Patients seen in 24 months	Total	Change since previous quarter
Quarter ending September 2016	5,059	
Quarter ending December 2016	5,074	→
Quarter ending March 2017	5,066	→
Quarter ending June 2017	5,096	→
Quarter ending September 2017	5,079	→
Variance since September 2016	0.4%	→



ACTIVITY

Cumulative percentage of contracted UDA delivered 2017 & 2018



Month	Adjusted Scheduled Activity (UDA)	
	2017	2018
April	421	-237
May	1,368	545
June	1,928	1,663
July	3,345	2,844
August	4,602	4,231
September	6,112	5,544
October	7,178	
November	8,310	
December	9,047	
January	10,655	
February	11,866	
March	14,091	
April	15,299	
May	15,299	
June	15,334	

QUALITY

	Quantity	Base Number	Contract	AT	Region	England
% of FP17s for the same patient ID Re-attending within 3 months - Children	182	1,479	12.3%	11.3%	11.4%	11.9%
% of FP17s for the same patient ID Re-attending within 3 months - Adults	339	1,609	21.1%	15.0%	15.7%	15.9%
% of FP17s for the same patient ID Re-attending between 3 & 9 months - Children	560	1,479	37.9%	57.7%	60.6%	58.1%
% of FP17s for the same patient ID Re-attending between 3 & 9 months - Adults	389	1,609	24.2%	48.5%	52.0%	50.6%
% of FP17s for Band 1 Urgent Courses	348	2,125	16.4%	9.7%	9.6%	9.1%
% of FP17s Relating to Free Repair or Replacements	15	2,125	0.7%	0.7%	0.7%	0.8%
% of FP17s Relating to Continuations	24	2,125	1.1%	0.8%	1.0%	1.1%
% of Patients satisfied with the dentistry they have received	6	7	N/A	92.7%	91.6%	91.4%
% of Patients satisfied with the time they had to wait for an appointment	6	7	N/A	89.7%	87.9%	87.7%

* This is based on patients treated on this contract for their most recent course of treatment. Figures in italics indicate the base number of FP17s or Patient Questionnaire responses are less than 100. N/A is shown where the base number of responses is less than 10 during the period. % is calculated as Quantity/Base number*100

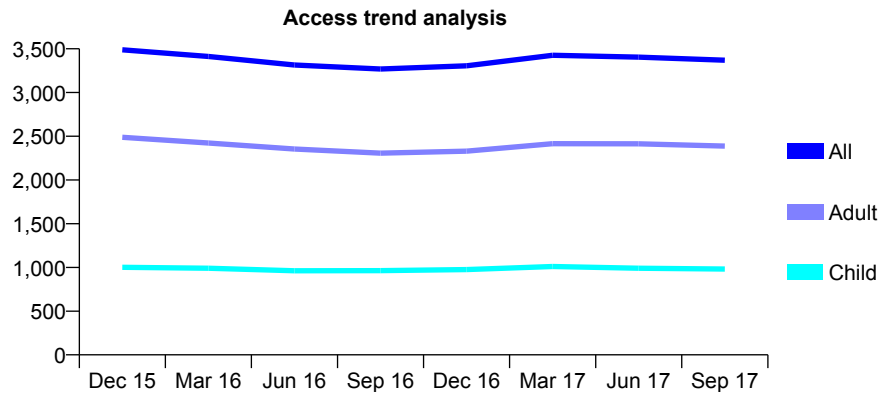
Q69 - Vital Signs At a Glance Contract Report for 142379/0001 - September 2017

Name or company name	Bicester Dental Care
Contract type name	GDS Contract
Purpose of contract	General
Contract start date	01/10/2011
Contract end date	

17/18 Contracted general activity (UDA)	12,694
Carry forward general activity (UDA)	0
17/18 Contracted orthodontic activity (UOA)	0
Carry forward orthodontic activity (UOA)	0
Baseline contract value	£327,517.83

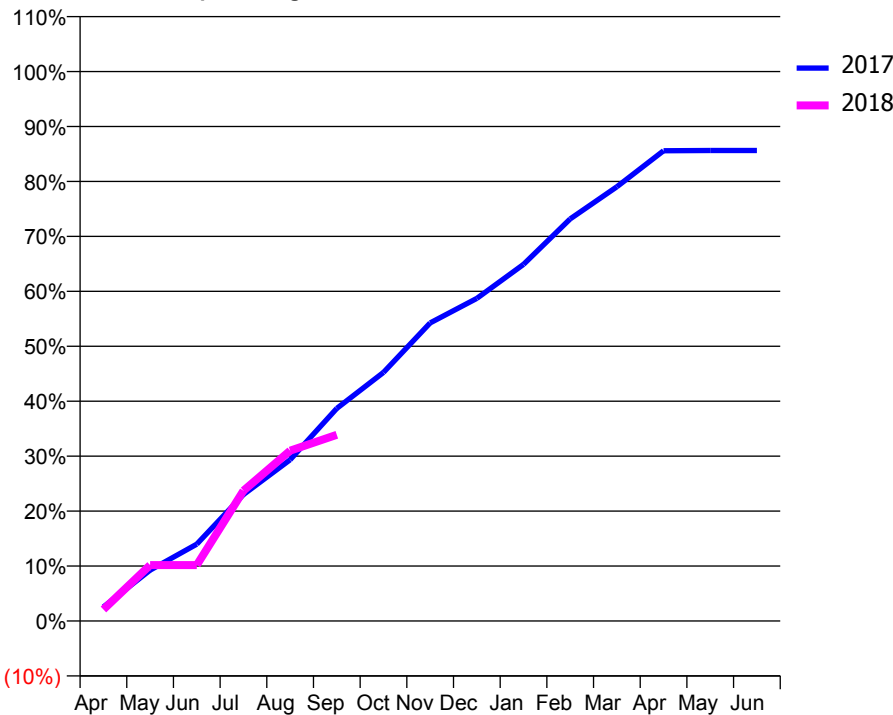
ACCESS*

Patients seen in 24 months	Total	Change since previous quarter
Quarter ending September 2016	3,269	
Quarter ending December 2016	3,305	→
Quarter ending March 2017	3,426	↑
Quarter ending June 2017	3,404	→
Quarter ending September 2017	3,369	↓
Variance since September 2016	3.1%	↑



ACTIVITY

Cumulative percentage of contracted UDA delivered 2017 & 2018



Month	Adjusted Scheduled Activity (UDA)	
	2017	2018
April	403	268
May	1,453	1,292
June	2,194	1,292
July	3,613	3,012
August	4,608	3,934
September	6,073	4,301
October	7,101	
November	8,515	
December	9,213	
January	10,186	
February	11,483	
March	12,403	
April	13,432	
May	13,438	
June	13,438	

QUALITY

	Quantity	Base Number	Contract	AT	Region	England
% of FP17s for the same patient ID Re-attending within 3 months - Children	32	775	4.1%	11.3%	11.4%	11.9%
% of FP17s for the same patient ID Re-attending within 3 months - Adults	145	1,503	9.6%	15.0%	15.7%	15.9%
% of FP17s for the same patient ID Re-attending between 3 & 9 months - Children	523	775	67.5%	57.7%	60.6%	58.1%
% of FP17s for the same patient ID Re-attending between 3 & 9 months - Adults	855	1,503	56.9%	48.5%	52.0%	50.6%
% of FP17s for Band 1 Urgent Courses	150	1,914	7.8%	9.7%	9.6%	9.1%
% of FP17s Relating to Free Repair or Replacements	2	1,914	0.1%	0.7%	0.7%	0.8%
% of FP17s Relating to Continuations	4	1,914	0.2%	0.8%	1.0%	1.1%
% of Patients satisfied with the dentistry they have received	10	10	100.0%	92.7%	91.6%	91.4%
% of Patients satisfied with the time they had to wait for an appointment	10	10	100.0%	89.7%	87.9%	87.7%

* This is based on patients treated on this contract for their most recent course of treatment. Figures in italics indicate the base number of FP17s or Patient Questionnaire responses are less than 100. N/A is shown where the base number of responses is less than 10 during the period. % is calculated as Quantity/Base number*100

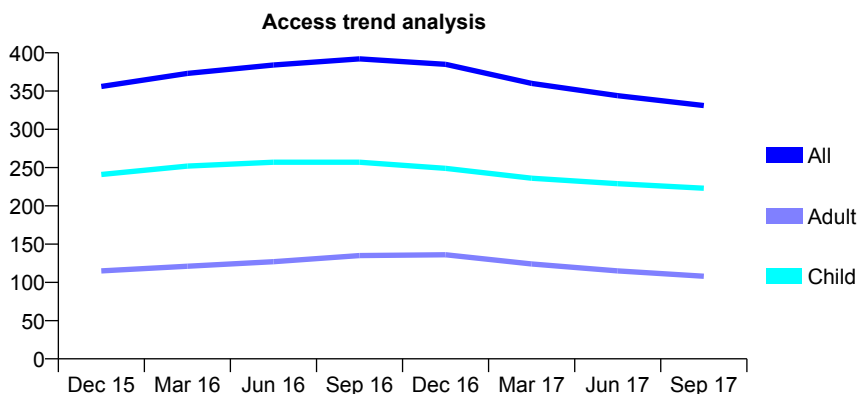
Q69 - Vital Signs At a Glance Contract Report for 143073/0001 - September 2017

Name or company name	MARKET SQUARE DENTAL PRACTICE P
Contract type name	GDS Contract
Purpose of contract	General
Contract start date	03/11/2014
Contract end date	

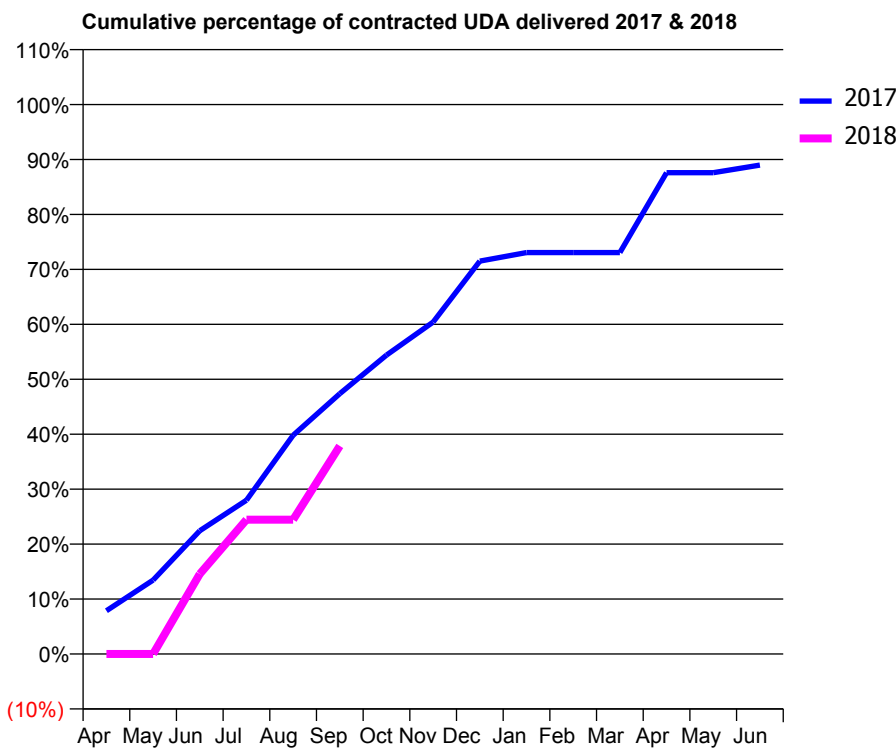
17/18 Contracted general activity (UDA)	648
Carry forward general activity (UDA)	0
17/18 Contracted orthodontic activity (UOA)	0
Carry forward orthodontic activity (UOA)	0
Baseline contract value	£17,065.85

ACCESS*

Patients seen in 24 months	Total	Change since previous quarter
Quarter ending September 2016	392	
Quarter ending December 2016	385	↓
Quarter ending March 2017	360	↓
Quarter ending June 2017	344	↓
Quarter ending September 2017	331	↓
Variance since September 2016	(15.6%)	↓



ACTIVITY



Month	Adjusted Scheduled Activity (UDA)	
	2017	2018
April	51	0
May	87	0
June	145	94
July	181	158
August	258	158
September	307	245
October	352	
November	391	
December	463	
January	473	
February	473	
March	473	
April	568	
May	568	
June	577	

QUALITY

	Quantity	Base Number	Contract	AT	Region	England
% of FP17s for the same patient ID Re-attending within 3 months - Children	7	181	3.9%	11.3%	11.4%	11.9%
% of FP17s for the same patient ID Re-attending within 3 months - Adults	7	53	13.2%	15.0%	15.7%	15.9%
% of FP17s for the same patient ID Re-attending between 3 & 9 months - Children	97	181	53.6%	57.7%	60.6%	58.1%
% of FP17s for the same patient ID Re-attending between 3 & 9 months - Adults	20	53	37.7%	48.5%	52.0%	50.6%
% of FP17s for Band 1 Urgent Courses	2	155	1.3%	9.7%	9.6%	9.1%
% of FP17s Relating to Free Repair or Replacements	0	155	0.0%	0.7%	0.7%	0.8%
% of FP17s Relating to Continuations	2	155	1.3%	0.8%	1.0%	1.1%
% of Patients satisfied with the dentistry they have received	0	0	N/A	92.7%	91.6%	91.4%
% of Patients satisfied with the time they had to wait for an appointment	0	0	N/A	89.7%	87.9%	87.7%

* This is based on patients treated on this contract for their most recent course of treatment. Figures in italics indicate the base number of FP17s or Patient Questionnaire responses are less than 100. N/A is shown where the base number of responses is less than 10 during the period. % is calculated as Quantity/Base number*100

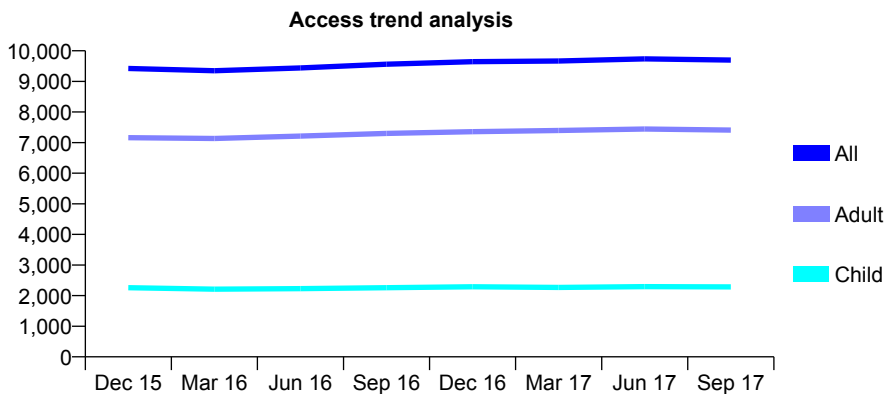
Q69 - Vital Signs At a Glance Contract Report for 143367/0001 - September 2017

Name or company name	Bloxdent Ltd
Contract type name	GDS Contract
Purpose of contract	General
Contract start date	01/01/2010
Contract end date	

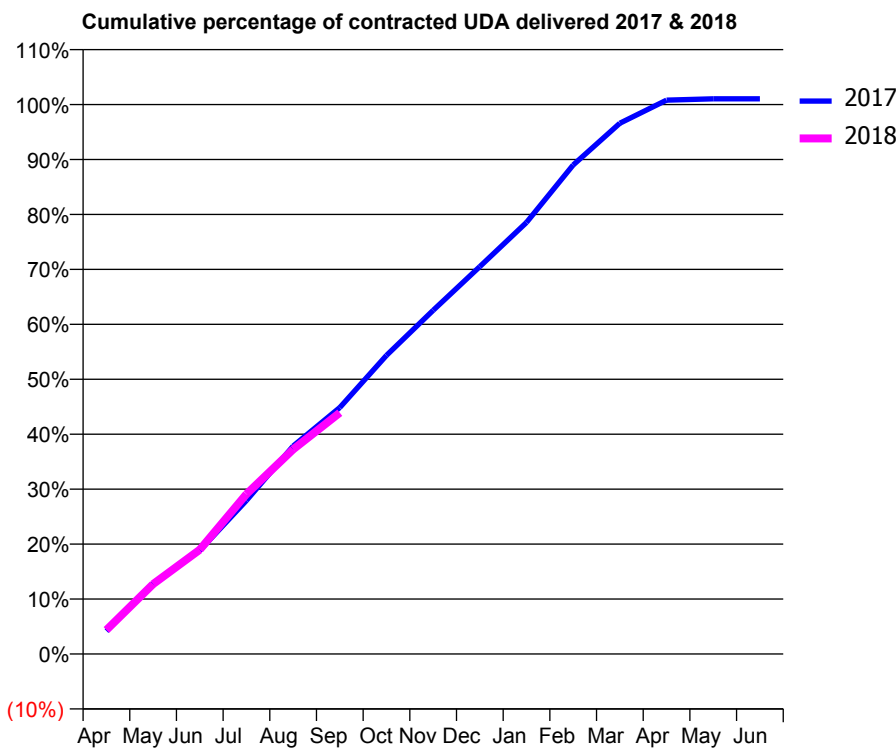
17/18 Contracted general activity (UDA)	25,812
Carry forward general activity (UDA)	-268
17/18 Contracted orthodontic activity (UOA)	0
Carry forward orthodontic activity (UOA)	0
Baseline contract value	£656,627.44

ACCESS*

Patients seen in 24 months	Total	Change since previous quarter
Quarter ending September 2016	9,560	
Quarter ending December 2016	9,645	→
Quarter ending March 2017	9,667	→
Quarter ending June 2017	9,737	→
Quarter ending September 2017	9,697	→
Variance since September 2016	1.4%	→



ACTIVITY



Month	Adjusted Scheduled Activity (UDA)	
	2017	2018
April	1,082	1,130
May	3,317	3,287
June	4,866	4,902
July	7,213	7,513
August	9,771	9,611
September	11,581	11,332
October	14,030	
November	16,147	
December	18,197	
January	20,273	
February	22,974	
March	24,935	
April	26,019	
May	26,081	
June	26,080	

QUALITY

	Quantity	Base Number	Contract	AT	Region	England
% of FP17s for the same patient ID Re-attending within 3 months - Children	141	1,929	7.3%	11.3%	11.4%	11.9%
% of FP17s for the same patient ID Re-attending within 3 months - Adults	722	5,259	13.7%	15.0%	15.7%	15.9%
% of FP17s for the same patient ID Re-attending between 3 & 9 months - Children	1,238	1,929	64.2%	57.7%	60.6%	58.1%
% of FP17s for the same patient ID Re-attending between 3 & 9 months - Adults	3,140	5,259	59.7%	48.5%	52.0%	50.6%
% of FP17s for Band 1 Urgent Courses	469	6,038	7.8%	9.7%	9.6%	9.1%
% of FP17s Relating to Free Repair or Replacements	95	6,038	1.6%	0.7%	0.7%	0.8%
% of FP17s Relating to Continuations	42	6,038	0.7%	0.8%	1.0%	1.1%
% of Patients satisfied with the dentistry they have received	18	18	100.0%	92.7%	91.6%	91.4%
% of Patients satisfied with the time they had to wait for an appointment	18	18	100.0%	89.7%	87.9%	87.7%

* This is based on patients treated on this contract for their most recent course of treatment. Figures in italics indicate the base number of FP17s or Patient Questionnaire responses are less than 100. N/A is shown where the base number of responses is less than 10 during the period. % is calculated as Quantity/Base number*100

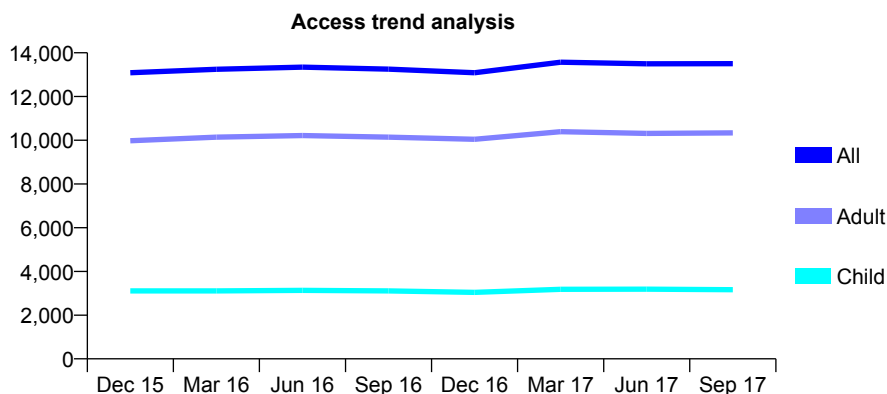
Q69 - Vital Signs At a Glance Contract Report for 143367/0002 - September 2017

Name or company name	Bloxdent Ltd
Contract type name	GDS Contract
Purpose of contract	General
Contract start date	01/01/2010
Contract end date	

17/18 Contracted general activity (UDA)	35,340
Carry forward general activity (UDA)	295
17/18 Contracted orthodontic activity (UOA)	0
Carry forward orthodontic activity (UOA)	0
Baseline contract value	£845,122.32

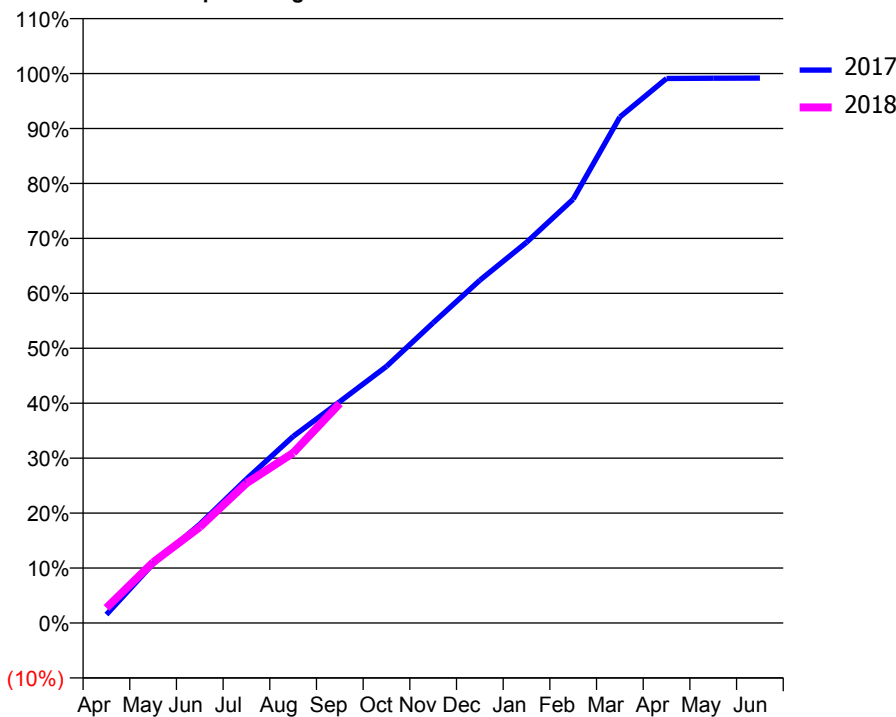
ACCESS*

Patients seen in 24 months	Total	Change since previous quarter
Quarter ending September 2016	13,252	
Quarter ending December 2016	13,087	↓
Quarter ending March 2017	13,569	↑
Quarter ending June 2017	13,497	→
Quarter ending September 2017	13,500	→
Variance since September 2016	1.9%	→



ACTIVITY

Cumulative percentage of contracted UDA delivered 2017 & 2018



Month	Adjusted Scheduled Activity (UDA)	
	2017	2018
April	548	969
May	3,816	3,910
June	6,354	6,170
July	9,255	8,992
August	12,006	10,941
September	14,244	14,118
October	16,508	
November	19,310	
December	22,044	
January	24,481	
February	27,261	
March	32,537	
April	35,022	
May	35,038	
June	35,045	

QUALITY

	Quantity	Base Number	Contract	AT	Region	England
% of FP17s for the same patient ID Re-attending within 3 months - Children	231	2,689	8.6%	11.3%	11.4%	11.9%
% of FP17s for the same patient ID Re-attending within 3 months - Adults	1,241	7,542	16.5%	15.0%	15.7%	15.9%
% of FP17s for the same patient ID Re-attending between 3 & 9 months - Children	1,665	2,689	61.9%	57.7%	60.6%	58.1%
% of FP17s for the same patient ID Re-attending between 3 & 9 months - Adults	4,283	7,542	56.8%	48.5%	52.0%	50.6%
% of FP17s for Band 1 Urgent Courses	751	8,348	9.0%	9.7%	9.6%	9.1%
% of FP17s Relating to Free Repair or Replacements	198	8,348	2.4%	0.7%	0.7%	0.8%
% of FP17s Relating to Continuations	74	8,348	0.9%	0.8%	1.0%	1.1%
% of Patients satisfied with the dentistry they have received	22	25	88.0%	92.7%	91.6%	91.4%
% of Patients satisfied with the time they had to wait for an appointment	24	25	96.0%	89.7%	87.9%	87.7%

* This is based on patients treated on this contract for their most recent course of treatment. Figures in italics indicate the base number of FP17s or Patient Questionnaire responses are less than 100. N/A is shown where the base number of responses is less than 10 during the period. % is calculated as Quantity/Base number*100

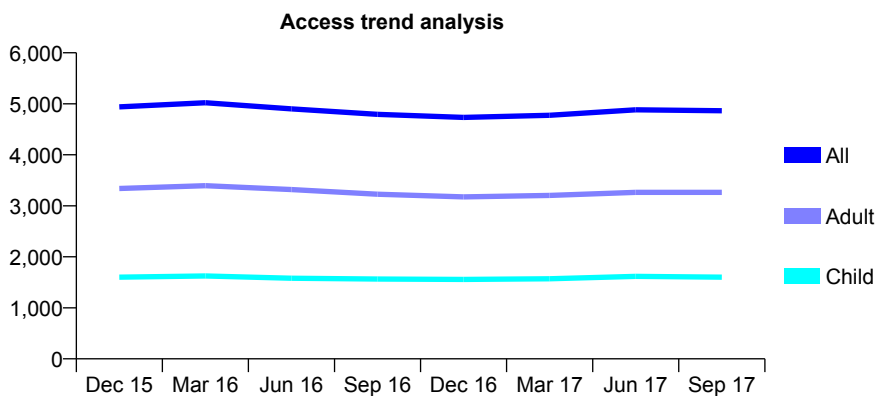
Q69 - Vital Signs At a Glance Contract Report for 145971/0001 - September 2017

Name or company name	Gill Brothers Dental Surgeries Ltd
Contract type name	GDS Contract
Purpose of contract	General
Contract start date	05/05/2009
Contract end date	

17/18 Contracted general activity (UDA)	16,940
Carry forward general activity (UDA)	370
17/18 Contracted orthodontic activity (UOA)	0
Carry forward orthodontic activity (UOA)	0
Baseline contract value	£441,001.79

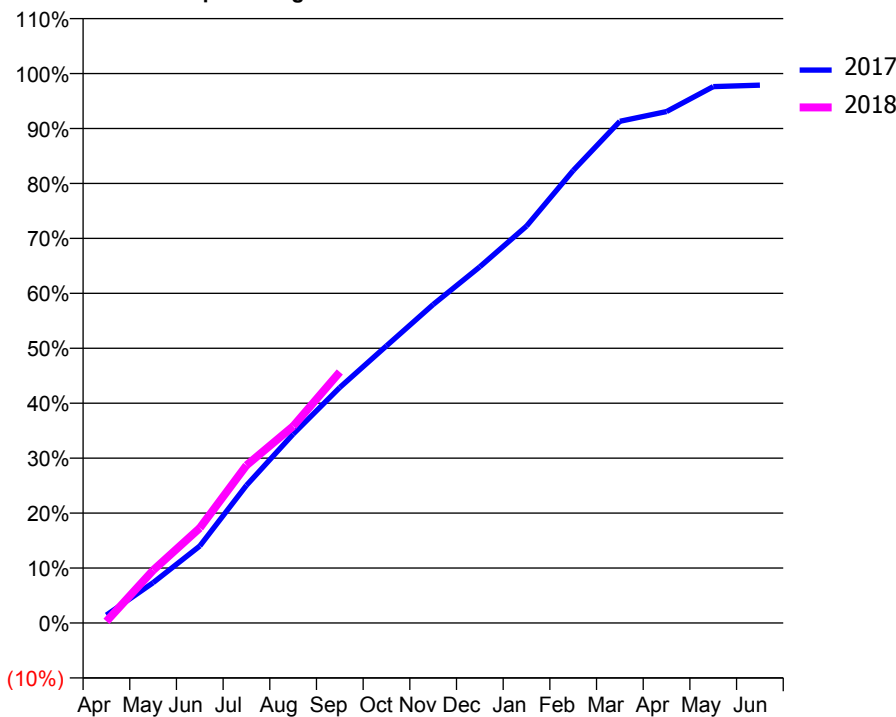
ACCESS*

Patients seen in 24 months	Total	Change since previous quarter
Quarter ending September 2016	4,793	
Quarter ending December 2016	4,733	↓
Quarter ending March 2017	4,775	→
Quarter ending June 2017	4,883	↑
Quarter ending September 2017	4,864	→
Variance since September 2016	1.5%	→



ACTIVITY

Cumulative percentage of contracted UDA delivered 2017 & 2018



Month	Adjusted Scheduled Activity (UDA)	
	2017	2018
April	252	52
May	1,282	1,625
June	2,451	2,928
July	4,380	4,861
August	6,010	6,066
September	7,493	7,738
October	8,814	
November	10,130	
December	11,330	
January	12,624	
February	14,395	
March	15,960	
April	16,268	
May	17,063	
June	17,109	

QUALITY

	Quantity	Base Number	Contract	AT	Region	England
% of FP17s for the same patient ID Re-attending within 3 months - Children	46	1,176	3.9%	11.3%	11.4%	11.9%
% of FP17s for the same patient ID Re-attending within 3 months - Adults	245	2,144	11.4%	15.0%	15.7%	15.9%
% of FP17s for the same patient ID Re-attending between 3 & 9 months - Children	624	1,176	53.1%	57.7%	60.6%	58.1%
% of FP17s for the same patient ID Re-attending between 3 & 9 months - Adults	1,069	2,144	49.9%	48.5%	52.0%	50.6%
% of FP17s for Band 1 Urgent Courses	185	2,925	6.3%	9.7%	9.6%	9.1%
% of FP17s Relating to Free Repair or Replacements	17	2,925	0.6%	0.7%	0.7%	0.8%
% of FP17s Relating to Continuations	32	2,925	1.1%	0.8%	1.0%	1.1%
% of Patients satisfied with the dentistry they have received	7	8	N/A	92.7%	91.6%	91.4%
% of Patients satisfied with the time they had to wait for an appointment	7	8	N/A	89.7%	87.9%	87.7%

* This is based on patients treated on this contract for their most recent course of treatment. Figures in italics indicate the base number of FP17s or Patient Questionnaire responses are less than 100. N/A is shown where the base number of responses is less than 10 during the period. % is calculated as Quantity/Base number*100

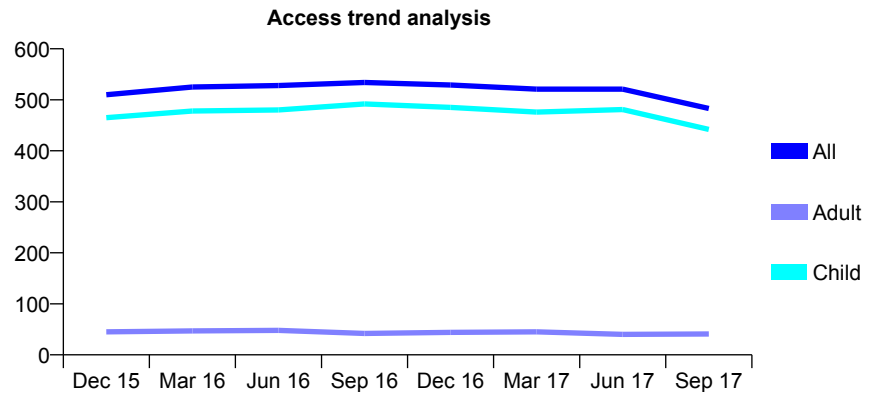
Q69 - Vital Signs At a Glance Contract Report for 147451/0001 - September 2017

Name or company name	Halldent Ltd
Contract type name	GDS Contract
Purpose of contract	General
Contract start date	01/01/2007
Contract end date	

17/18 Contracted general activity (UDA)	1,300
Carry forward general activity (UDA)	6
17/18 Contracted orthodontic activity (UOA)	0
Carry forward orthodontic activity (UOA)	0
Baseline contract value	£37,042.81

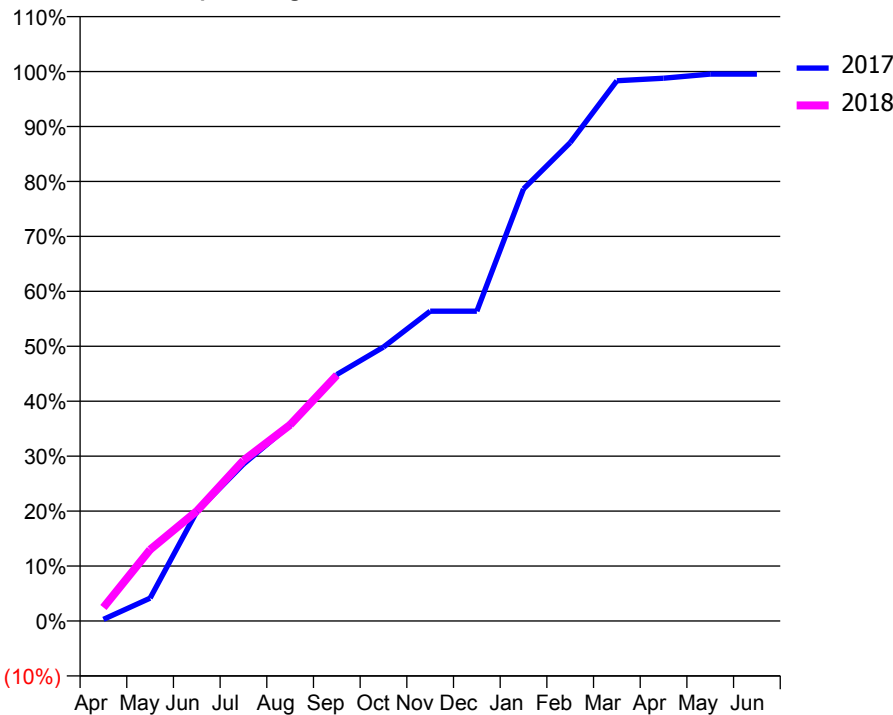
ACCESS*

Patients seen in 24 months	Total	Change since previous quarter
Quarter ending September 2016	534	
Quarter ending December 2016	529	→
Quarter ending March 2017	521	↓
Quarter ending June 2017	521	→
Quarter ending September 2017	483	↓
Variance since September 2016	(9.6%)	↓



ACTIVITY

Cumulative percentage of contracted UDA delivered 2017 & 2018



Month	Adjusted Scheduled Activity (UDA)	
	2017	2018
April	4	32
May	54	169
June	259	260
July	371	380
August	464	464
September	583	582
October	648	
November	733	
December	733	
January	1,022	
February	1,132	
March	1,278	
April	1,284	
May	1,294	
June	1,294	

QUALITY

	Quantity	Base Number	Contract	AT	Region	England
% of FP17s for the same patient ID Re-attending within 3 months - Children	42	401	10.5%	11.3%	11.4%	11.9%
% of FP17s for the same patient ID Re-attending within 3 months - Adults	0	0	N/A	15.0%	15.7%	15.9%
% of FP17s for the same patient ID Re-attending between 3 & 9 months - Children	245	401	61.1%	57.7%	60.6%	58.1%
% of FP17s for the same patient ID Re-attending between 3 & 9 months - Adults	0	0	N/A	48.5%	52.0%	50.6%
% of FP17s for Band 1 Urgent Courses	3	393	0.8%	9.7%	9.6%	9.1%
% of FP17s Relating to Free Repair or Replacements	0	393	0.0%	0.7%	0.7%	0.8%
% of FP17s Relating to Continuations	4	393	1.0%	0.8%	1.0%	1.1%
% of Patients satisfied with the dentistry they have received	1	1	N/A	92.7%	91.6%	91.4%
% of Patients satisfied with the time they had to wait for an appointment	1	1	N/A	89.7%	87.9%	87.7%

* This is based on patients treated on this contract for their most recent course of treatment. Figures in italics indicate the base number of FP17s or Patient Questionnaire responses are less than 100. N/A is shown where the base number of responses is less than 10 during the period. % is calculated as Quantity/Base number*100

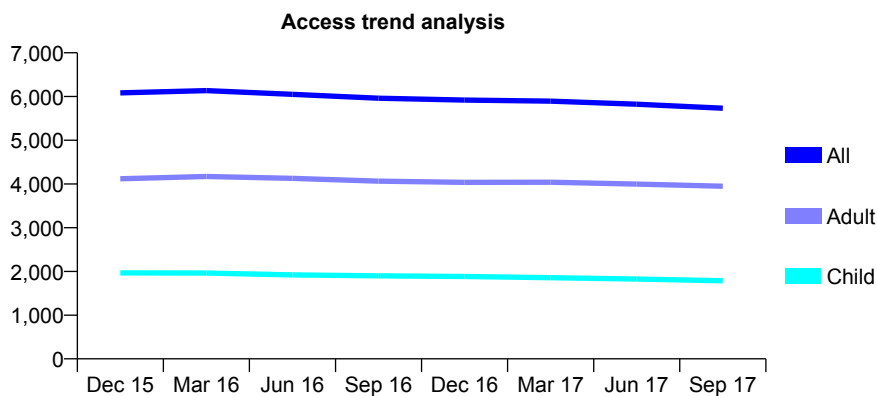
Q69 - Vital Signs At a Glance Contract Report for 148318/0001 - September 2017

Name or company name	Forlon Dental Surgeries Limited
Contract type name	GDS Contract
Purpose of contract	General
Contract start date	01/04/2006
Contract end date	

17/18 Contracted general activity (UDA)	12,850
Carry forward general activity (UDA)	399
17/18 Contracted orthodontic activity (UOA)	0
Carry forward orthodontic activity (UOA)	0
Baseline contract value	£303,130.95

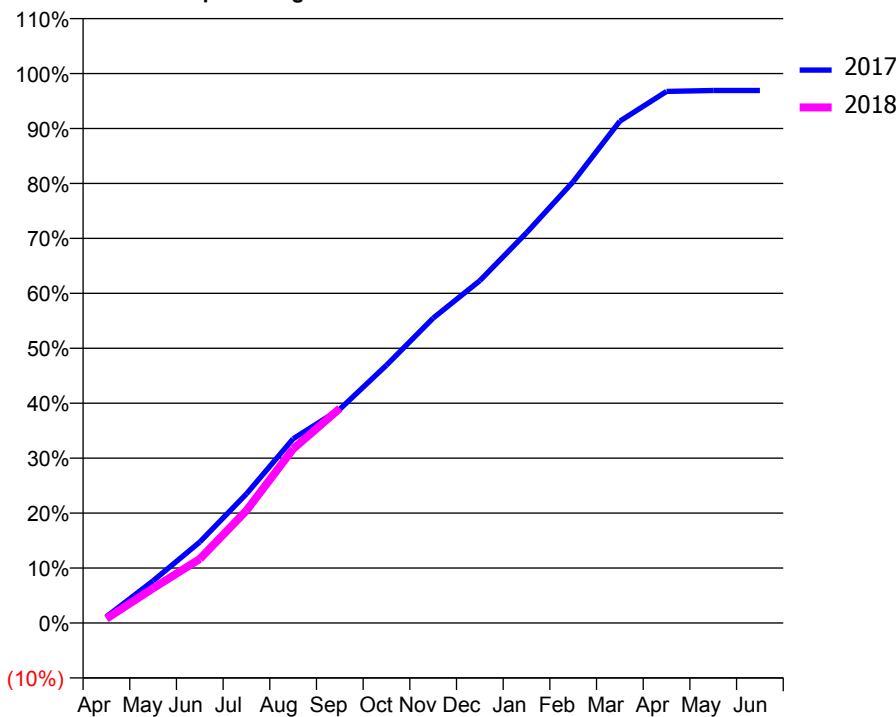
ACCESS*

Patients seen in 24 months	Total	Change since previous quarter
Quarter ending September 2016	5,961	
Quarter ending December 2016	5,919	→
Quarter ending March 2017	5,895	→
Quarter ending June 2017	5,823	↓
Quarter ending September 2017	5,732	↓
Variance since September 2016	(3.8%)	↓



ACTIVITY

Cumulative percentage of contracted UDA delivered 2017 & 2018



Month	Adjusted Scheduled Activity (UDA)	
	2017	2018
April	149	101
May	985	811
June	1,894	1,499
July	3,019	2,630
August	4,309	4,070
September	5,000	5,017
October	6,030	
November	7,129	
December	8,005	
January	9,126	
February	10,320	
March	11,736	
April	12,430	
May	12,452	
June	12,451	

QUALITY

	Quantity	Base Number	Contract	AT	Region	England
% of FP17s for the same patient ID Re-attending within 3 months - Children	101	1,154	8.8%	11.3%	11.4%	11.9%
% of FP17s for the same patient ID Re-attending within 3 months - Adults	447	2,396	18.7%	15.0%	15.7%	15.9%
% of FP17s for the same patient ID Re-attending between 3 & 9 months - Children	495	1,154	42.9%	57.7%	60.6%	58.1%
% of FP17s for the same patient ID Re-attending between 3 & 9 months - Adults	1,007	2,396	42.0%	48.5%	52.0%	50.6%
% of FP17s for Band 1 Urgent Courses	362	2,891	12.5%	9.7%	9.6%	9.1%
% of FP17s Relating to Free Repair or Replacements	35	2,891	1.2%	0.7%	0.7%	0.8%
% of FP17s Relating to Continuations	25	2,891	0.9%	0.8%	1.0%	1.1%
% of Patients satisfied with the dentistry they have received	6	6	N/A	92.7%	91.6%	91.4%
% of Patients satisfied with the time they had to wait for an appointment	5	6	N/A	89.7%	87.9%	87.7%

* This is based on patients treated on this contract for their most recent course of treatment. Figures in italics indicate the base number of FP17s or Patient Questionnaire responses are less than 100. N/A is shown where the base number of responses is less than 10 during the period. % is calculated as Quantity/Base number*100

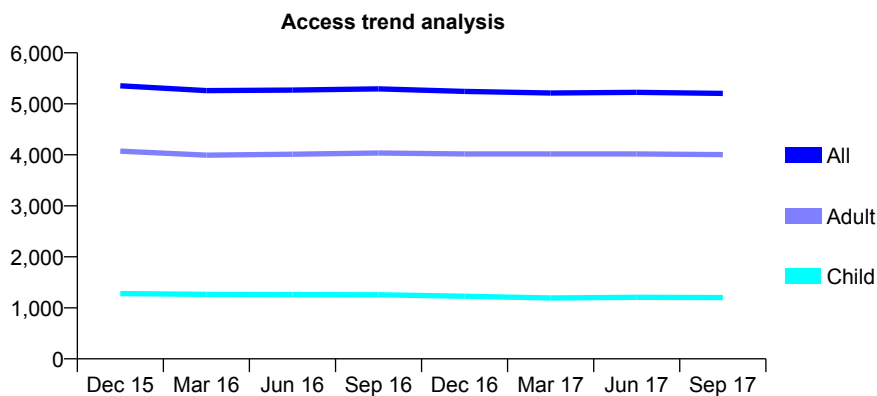
Q69 - Vital Signs At a Glance Contract Report for 149500/0001 - September 2017

Name or company name	OPTIMA CARE (HW) LTD
Contract type name	GDS Contract
Purpose of contract	General
Contract start date	01/11/2012
Contract end date	

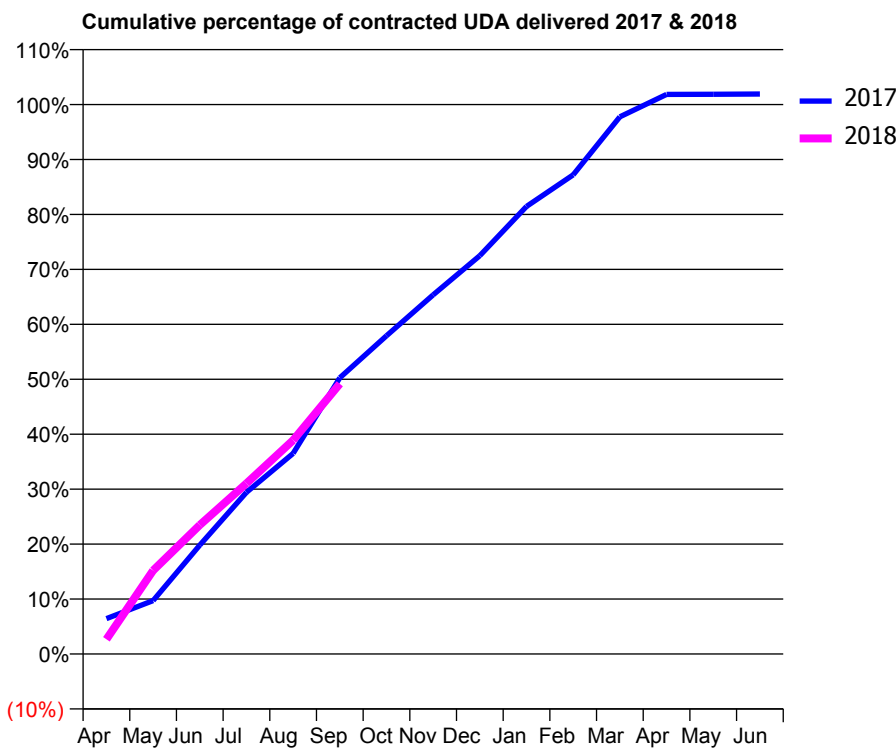
17/18 Contracted general activity (UDA)	13,444
Carry forward general activity (UDA)	-269
17/18 Contracted orthodontic activity (UOA)	0
Carry forward orthodontic activity (UOA)	0
Baseline contract value	£320,486.29

ACCESS*

Patients seen in 24 months	Total	Change since previous quarter
Quarter ending September 2016	5,293	
Quarter ending December 2016	5,244	→
Quarter ending March 2017	5,212	→
Quarter ending June 2017	5,225	→
Quarter ending September 2017	5,205	→
Variance since September 2016	(1.7%)	↓



ACTIVITY



Month	Adjusted Scheduled Activity (UDA)	
	2017	2018
April	902	359
May	1,358	2,045
June	2,771	3,156
July	4,113	4,173
August	5,104	5,231
September	7,030	6,613
October	8,097	
November	9,138	
December	10,136	
January	11,390	
February	12,193	
March	13,668	
April	14,239	
May	14,241	
June	14,248	

QUALITY

	Quantity	Base Number	Contract	AT	Region	England
% of FP17s for the same patient ID Re-attending within 3 months - Children	42	946	4.4%	11.3%	11.4%	11.9%
% of FP17s for the same patient ID Re-attending within 3 months - Adults	284	2,692	10.5%	15.0%	15.7%	15.9%
% of FP17s for the same patient ID Re-attending between 3 & 9 months - Children	509	946	53.8%	57.7%	60.6%	58.1%
% of FP17s for the same patient ID Re-attending between 3 & 9 months - Adults	1,328	2,692	49.3%	48.5%	52.0%	50.6%
% of FP17s for Band 1 Urgent Courses	194	3,348	5.8%	9.7%	9.6%	9.1%
% of FP17s Relating to Free Repair or Replacements	10	3,348	0.3%	0.7%	0.7%	0.8%
% of FP17s Relating to Continuations	11	3,348	0.3%	0.8%	1.0%	1.1%
% of Patients satisfied with the dentistry they have received	31	35	88.6%	92.7%	91.6%	91.4%
% of Patients satisfied with the time they had to wait for an appointment	34	35	97.1%	89.7%	87.9%	87.7%

* This is based on patients treated on this contract for their most recent course of treatment. Figures in italics indicate the base number of FP17s or Patient Questionnaire responses are less than 100. N/A is shown where the base number of responses is less than 10 during the period. % is calculated as Quantity/Base number*100

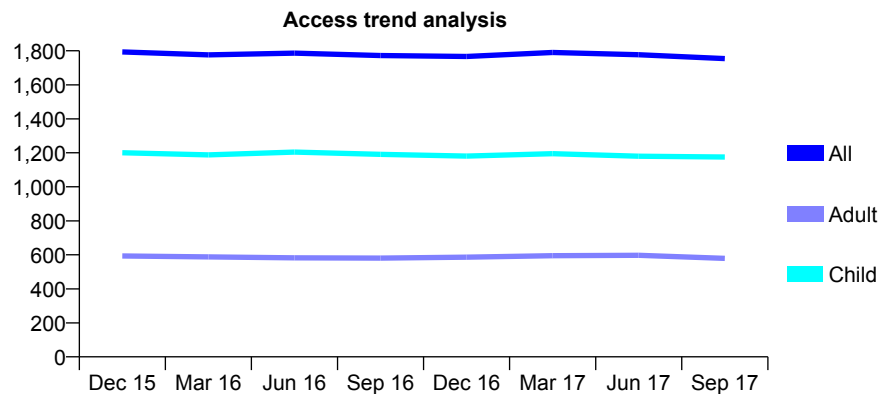
Q69 - Vital Signs At a Glance Contract Report for 151343/0001 - September 2017

Name or company name	York House Dental Practice
Contract type name	GDS Contract
Purpose of contract	General
Contract start date	01/05/2012
Contract end date	

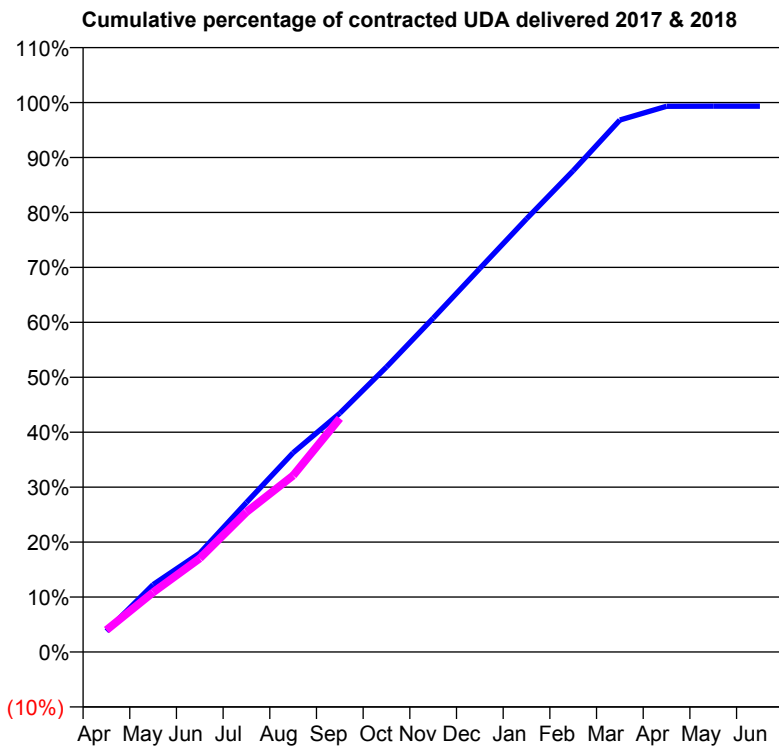
17/18 Contracted general activity (UDA)	4,439
Carry forward general activity (UDA)	-50
17/18 Contracted orthodontic activity (UOA)	0
Carry forward orthodontic activity (UOA)	0
Baseline contract value	£107,731.48

ACCESS*

Patients seen in 24 months	Total	Change since previous quarter
Quarter ending September 2016	1,772	
Quarter ending December 2016	1,767	→
Quarter ending March 2017	1,790	→
Quarter ending June 2017	1,777	→
Quarter ending September 2017	1,754	↓
Variance since September 2016	(1.0%)	↓



ACTIVITY



Month	Adjusted Scheduled Activity (UDA)	
	2017	2018
April	169	177
May	544	482
June	799	757
July	1,208	1,131
August	1,610	1,426
September	1,929	1,888
October	2,303	
November	2,697	
December	3,099	
January	3,499	
February	3,888	
March	4,298	
April	4,408	
May	4,409	
June	4,409	

QUALITY

	Quantity	Base Number	Contract	AT	Region	England
% of FP17s for the same patient ID Re-attending within 3 months - Children	60	949	6.3%	11.3%	11.4%	11.9%
% of FP17s for the same patient ID Re-attending within 3 months - Adults	62	322	19.3%	15.0%	15.7%	15.9%
% of FP17s for the same patient ID Re-attending between 3 & 9 months - Children	687	949	72.4%	57.7%	60.6%	58.1%
% of FP17s for the same patient ID Re-attending between 3 & 9 months - Adults	179	322	55.6%	48.5%	52.0%	50.6%
% of FP17s for Band 1 Urgent Courses	75	1,191	6.3%	9.7%	9.6%	9.1%
% of FP17s Relating to Free Repair or Replacements	0	1,191	0.0%	0.7%	0.7%	0.8%
% of FP17s Relating to Continuations	18	1,191	1.5%	0.8%	1.0%	1.1%
% of Patients satisfied with the dentistry they have received	3	3	N/A	92.7%	91.6%	91.4%
% of Patients satisfied with the time they had to wait for an appointment	2	3	N/A	89.7%	87.9%	87.7%

* This is based on patients treated on this contract for their most recent course of treatment. Figures in italics indicate the base number of FP17s or Patient Questionnaire responses are less than 100. N/A is shown where the base number of responses is less than 10 during the period. % is calculated as Quantity/Base number*100

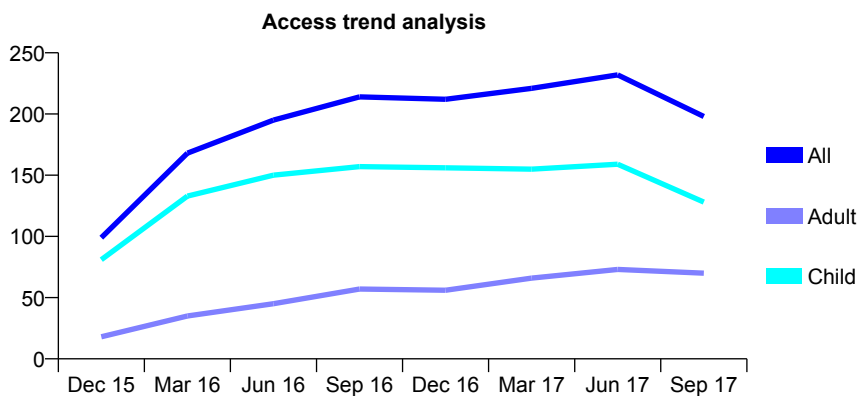
Q69 - Vital Signs At a Glance Contract Report for 152145/0001 - September 2017

Name or company name	Fullarton and Hughes Dental Partnership
Contract type name	GDS Contract
Purpose of contract	General
Contract start date	01/10/2015
Contract end date	

17/18 Contracted general activity (UDA)	1,594
Carry forward general activity (UDA)	0
17/18 Contracted orthodontic activity (UOA)	0
Carry forward orthodontic activity (UOA)	0
Baseline contract value	£34,753.85

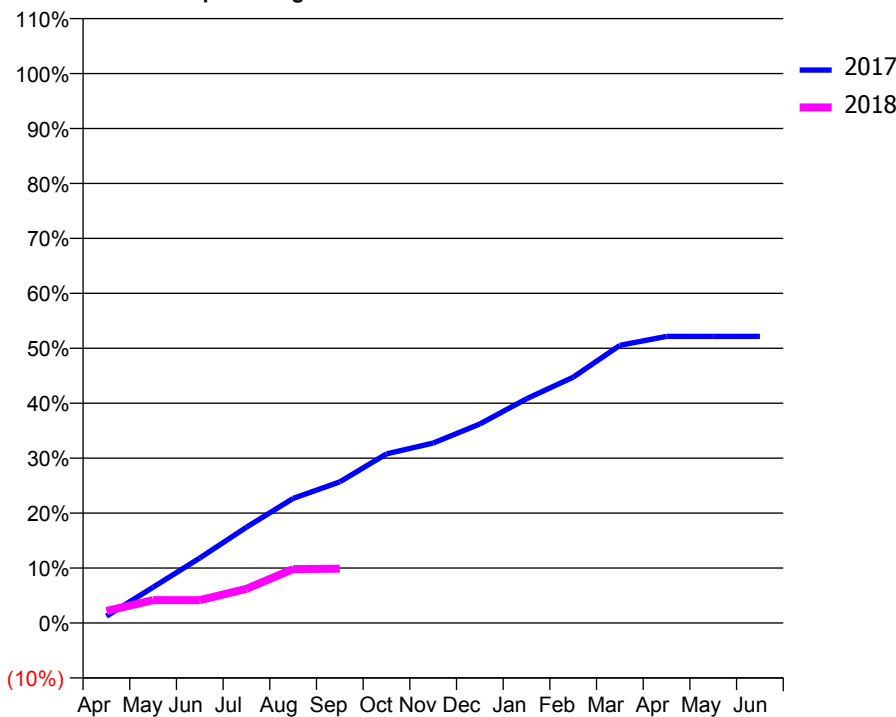
ACCESS*

Patients seen in 24 months	Total	Change since previous quarter
Quarter ending September 2016	214	
Quarter ending December 2016	212	→
Quarter ending March 2017	221	↑
Quarter ending June 2017	232	↑
Quarter ending September 2017	198	↓
Variance since September 2016	(7.5%)	↓



ACTIVITY

Cumulative percentage of contracted UDA delivered 2017 & 2018



Month	Adjusted Scheduled Activity (UDA)	
	2017	2018
April	20	35
May	104	66
June	188	66
July	278	99
August	361	157
September	410	158
October	491	
November	522	
December	577	
January	650	
February	713	
March	805	
April	831	
May	831	
June	831	

QUALITY

	Quantity	Base Number	Contract	AT	Region	England
% of FP17s for the same patient ID Re-attending within 3 months - Children	8	105	7.6%	11.3%	11.4%	11.9%
% of FP17s for the same patient ID Re-attending within 3 months - Adults	4	17	23.5%	15.0%	15.7%	15.9%
% of FP17s for the same patient ID Re-attending between 3 & 9 months - Children	49	105	46.7%	57.7%	60.6%	58.1%
% of FP17s for the same patient ID Re-attending between 3 & 9 months - Adults	10	17	58.8%	48.5%	52.0%	50.6%
% of FP17s for Band 1 Urgent Courses	4	107	3.7%	9.7%	9.6%	9.1%
% of FP17s Relating to Free Repair or Replacements	0	107	0.0%	0.7%	0.7%	0.8%
% of FP17s Relating to Continuations	0	107	0.0%	0.8%	1.0%	1.1%
% of Patients satisfied with the dentistry they have received	0	0	N/A	92.7%	91.6%	91.4%
% of Patients satisfied with the time they had to wait for an appointment	0	0	N/A	89.7%	87.9%	87.7%

* This is based on patients treated on this contract for their most recent course of treatment. Figures in italics indicate the base number of FP17s or Patient Questionnaire responses are less than 100. N/A is shown where the base number of responses is less than 10 during the period. % is calculated as Quantity/Base number*100

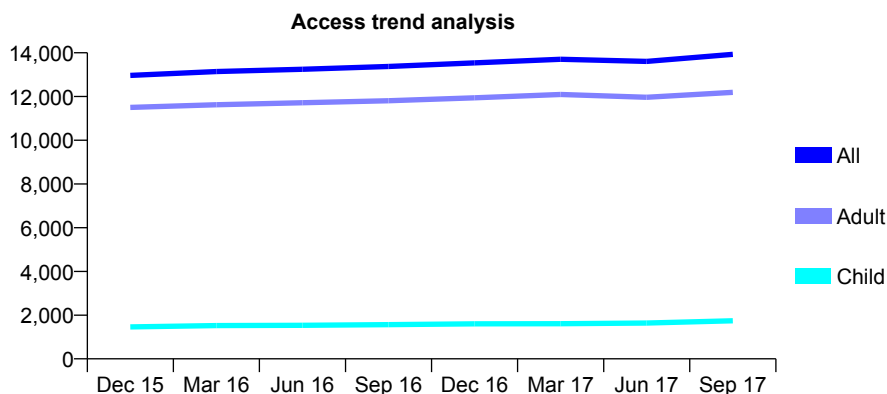
Q69 - Vital Signs At a Glance Contract Report for 152234/0001 - September 2017

Name or company name	Studental Ltd
Contract type name	GDS Contract
Purpose of contract	General
Contract start date	01/04/2009
Contract end date	

17/18 Contracted general activity (UDA)	34,000
Carry forward general activity (UDA)	503
17/18 Contracted orthodontic activity (UOA)	0
Carry forward orthodontic activity (UOA)	0
Baseline contract value	£873,131.18

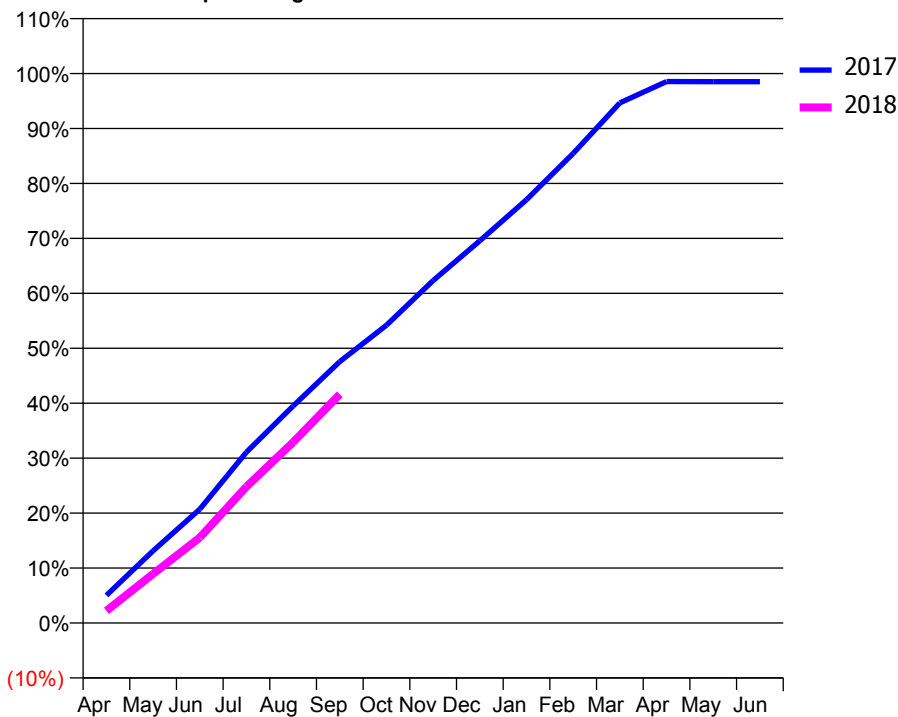
ACCESS*

Patients seen in 24 months	Total	Change since previous quarter
Quarter ending September 2016	13,372	
Quarter ending December 2016	13,540	→
Quarter ending March 2017	13,702	→
Quarter ending June 2017	13,604	→
Quarter ending September 2017	13,932	↑
Variance since September 2016	4.2%	↑



ACTIVITY

Cumulative percentage of contracted UDA delivered 2017 & 2018



Month	Adjusted Scheduled Activity (UDA)	
	2017	2018
April	1,711	754
May	4,464	3,041
June	7,043	5,284
July	10,577	8,438
August	13,428	11,187
September	16,174	14,156
October	18,429	
November	21,196	
December	23,649	
January	26,189	
February	29,052	
March	32,179	
April	33,501	
May	33,493	
June	33,498	

QUALITY

	Quantity	Base Number	Contract	AT	Region	England
% of FP17s for the same patient ID Re-attending within 3 months - Children	80	1,273	6.3%	11.3%	11.4%	11.9%
% of FP17s for the same patient ID Re-attending within 3 months - Adults	679	6,361	10.7%	15.0%	15.7%	15.9%
% of FP17s for the same patient ID Re-attending between 3 & 9 months - Children	613	1,273	48.2%	57.7%	60.6%	58.1%
% of FP17s for the same patient ID Re-attending between 3 & 9 months - Adults	2,386	6,361	37.5%	48.5%	52.0%	50.6%
% of FP17s for Band 1 Urgent Courses	687	7,000	9.8%	9.7%	9.6%	9.1%
% of FP17s Relating to Free Repair or Replacements	55	7,000	0.8%	0.7%	0.7%	0.8%
% of FP17s Relating to Continuations	37	7,000	0.5%	0.8%	1.0%	1.1%
% of Patients satisfied with the dentistry they have received	10	10	100.0%	92.7%	91.6%	91.4%
% of Patients satisfied with the time they had to wait for an appointment	9	10	90.0%	89.7%	87.9%	87.7%

* This is based on patients treated on this contract for their most recent course of treatment. Figures in italics indicate the base number of FP17s or Patient Questionnaire responses are less than 100. N/A is shown where the base number of responses is less than 10 during the period. % is calculated as Quantity/Base number*100

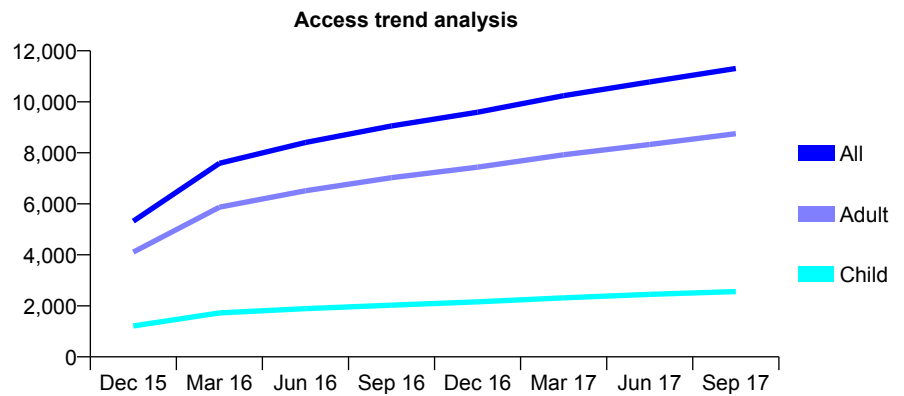
Q69 - Vital Signs At a Glance Contract Report for 152552/0001 - September 2017

Name or company name	Ahmed Aleishaker and Dinah Alshamma
Contract type name	GDS Contract
Purpose of contract	General
Contract start date	01/08/2015
Contract end date	

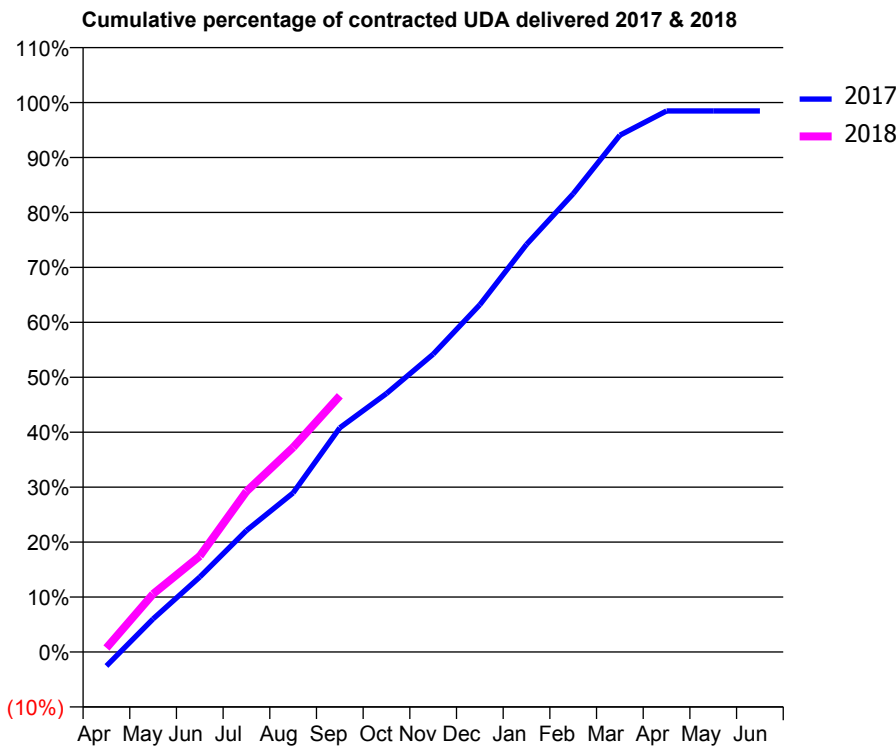
17/18 Contracted general activity (UDA)	27,953
Carry forward general activity (UDA)	427
17/18 Contracted orthodontic activity (UOA)	0
Carry forward orthodontic activity (UOA)	0
Baseline contract value	£729,658.70

ACCESS*

Patients seen in 24 months	Total	Change since previous quarter
Quarter ending September 2016	9,053	
Quarter ending December 2016	9,594	↑
Quarter ending March 2017	10,241	↑
Quarter ending June 2017	10,777	↑
Quarter ending September 2017	11,307	↑
Variance since September 2016	24.9%	↑



ACTIVITY



Month	Adjusted Scheduled Activity (UDA)	
	2017	2018
April	-717	206
May	1,686	2,951
June	3,816	4,878
July	6,182	8,172
August	8,093	10,411
September	11,408	13,035
October	13,150	
November	15,153	
December	17,665	
January	20,730	
February	23,312	
March	26,286	
April	27,526	
May	27,526	
June	27,526	

QUALITY

	Quantity	Base Number	Contract	AT	Region	England
% of FP17s for the same patient ID Re-attending within 3 months - Children	84	1,881	4.5%	11.3%	11.4%	11.9%
% of FP17s for the same patient ID Re-attending within 3 months - Adults	749	6,259	12.0%	15.0%	15.7%	15.9%
% of FP17s for the same patient ID Re-attending between 3 & 9 months - Children	993	1,881	52.8%	57.7%	60.6%	58.1%
% of FP17s for the same patient ID Re-attending between 3 & 9 months - Adults	3,618	6,259	57.8%	48.5%	52.0%	50.6%
% of FP17s for Band 1 Urgent Courses	416	7,431	5.6%	9.7%	9.6%	9.1%
% of FP17s Relating to Free Repair or Replacements	53	7,431	0.7%	0.7%	0.7%	0.8%
% of FP17s Relating to Continuations	41	7,431	0.6%	0.8%	1.0%	1.1%
% of Patients satisfied with the dentistry they have received	40	41	97.6%	92.7%	91.6%	91.4%
% of Patients satisfied with the time they had to wait for an appointment	39	41	95.1%	89.7%	87.9%	87.7%

* This is based on patients treated on this contract for their most recent course of treatment. Figures in italics indicate the base number of FP17s or Patient Questionnaire responses are less than 100. N/A is shown where the base number of responses is less than 10 during the period. % is calculated as Quantity/Base number*100

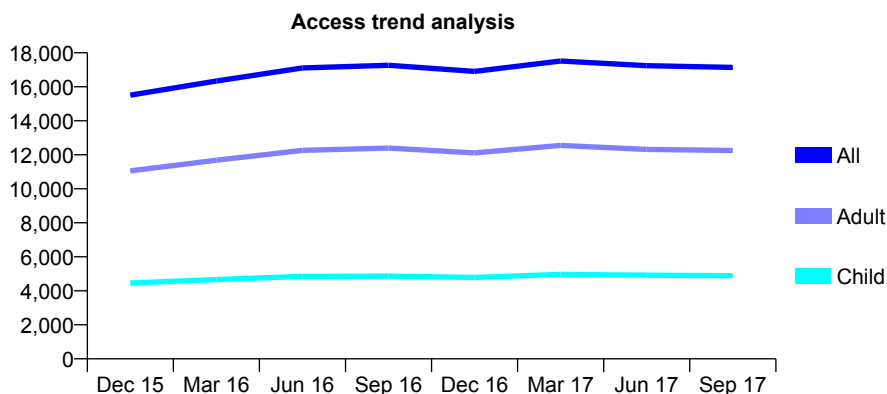
Q69 - Vital Signs At a Glance Contract Report for 153389/0001 - September 2017

Name or company name	Smile Care (Dental) Ltd
Contract type name	GDS Contract
Purpose of contract	General
Contract start date	10/03/2008
Contract end date	

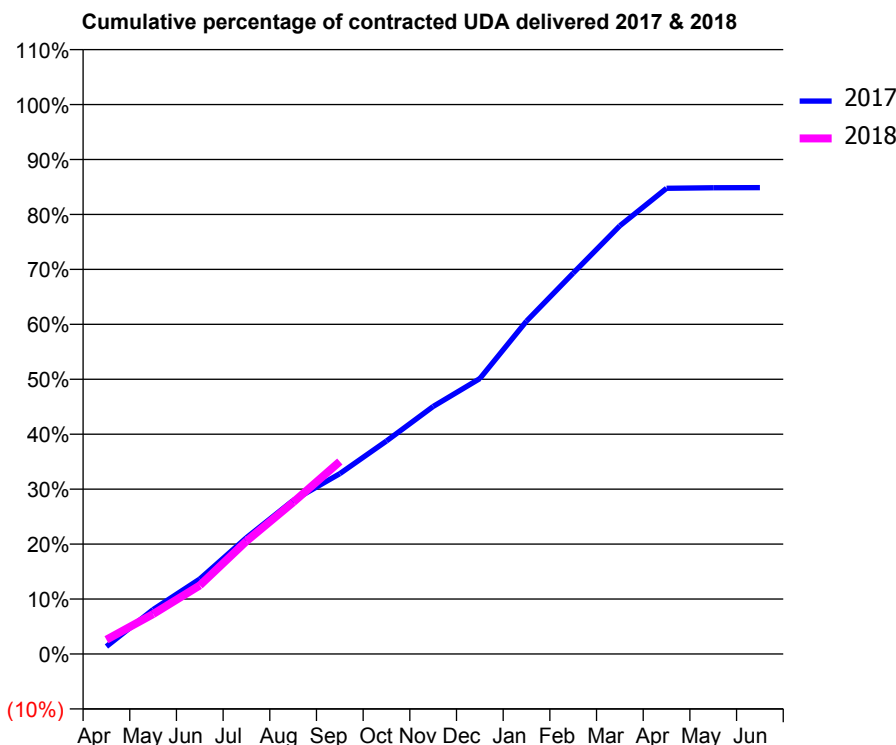
17/18 Contracted general activity (UDA)	45,370
Carry forward general activity (UDA)	0
17/18 Contracted orthodontic activity (UOA)	0
Carry forward orthodontic activity (UOA)	0
Baseline contract value	£1,204,639.89

ACCESS*

Patients seen in 24 months	Total	Change since previous quarter
Quarter ending September 2016	17,263	
Quarter ending December 2016	16,905	↓
Quarter ending March 2017	17,518	↑
Quarter ending June 2017	17,241	↓
Quarter ending September 2017	17,143	→
Variance since September 2016	(0.7%)	→



ACTIVITY



Month	Adjusted Scheduled Activity (UDA)	
	2017	2018
April	651	1,187
May	3,815	3,296
June	6,445	5,664
July	9,992	9,322
August	13,180	12,528
September	15,484	15,894
October	18,290	
November	21,262	
December	23,647	
January	28,591	
February	32,709	
March	36,774	
April	39,986	
May	40,032	
June	40,046	

QUALITY

	Quantity	Base Number	Contract	AT	Region	England
% of FP17s for the same patient ID Re-attending within 3 months - Children	243	2,825	8.6%	11.3%	11.4%	11.9%
% of FP17s for the same patient ID Re-attending within 3 months - Adults	865	5,948	14.5%	15.0%	15.7%	15.9%
% of FP17s for the same patient ID Re-attending between 3 & 9 months - Children	1,032	2,825	36.5%	57.7%	60.6%	58.1%
% of FP17s for the same patient ID Re-attending between 3 & 9 months - Adults	1,565	5,948	26.3%	48.5%	52.0%	50.6%
% of FP17s for Band 1 Urgent Courses	1,123	6,596	17.0%	9.7%	9.6%	9.1%
% of FP17s Relating to Free Repair or Replacements	42	6,596	0.6%	0.7%	0.7%	0.8%
% of FP17s Relating to Continuations	19	6,596	0.3%	0.8%	1.0%	1.1%
% of Patients satisfied with the dentistry they have received	20	23	87.0%	92.7%	91.6%	91.4%
% of Patients satisfied with the time they had to wait for an appointment	19	23	82.6%	89.7%	87.9%	87.7%

* This is based on patients treated on this contract for their most recent course of treatment. Figures in italics indicate the base number of FP17s or Patient Questionnaire responses are less than 100. N/A is shown where the base number of responses is less than 10 during the period. % is calculated as Quantity/Base number*100

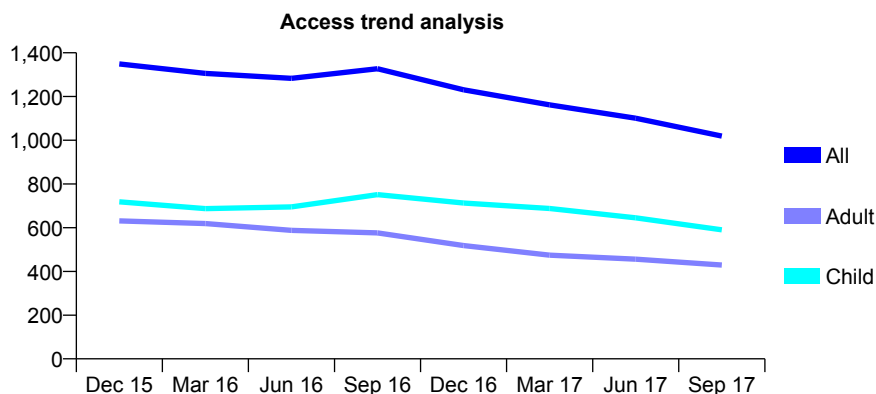
Q69 - Vital Signs At a Glance Contract Report for 154601/0001 - September 2017

Name or company name	Oxfordshire Priority Dental Service
Contract type name	PDS Contract
Purpose of contract	General
Contract start date	01/04/2006
Contract end date	31/03/2018

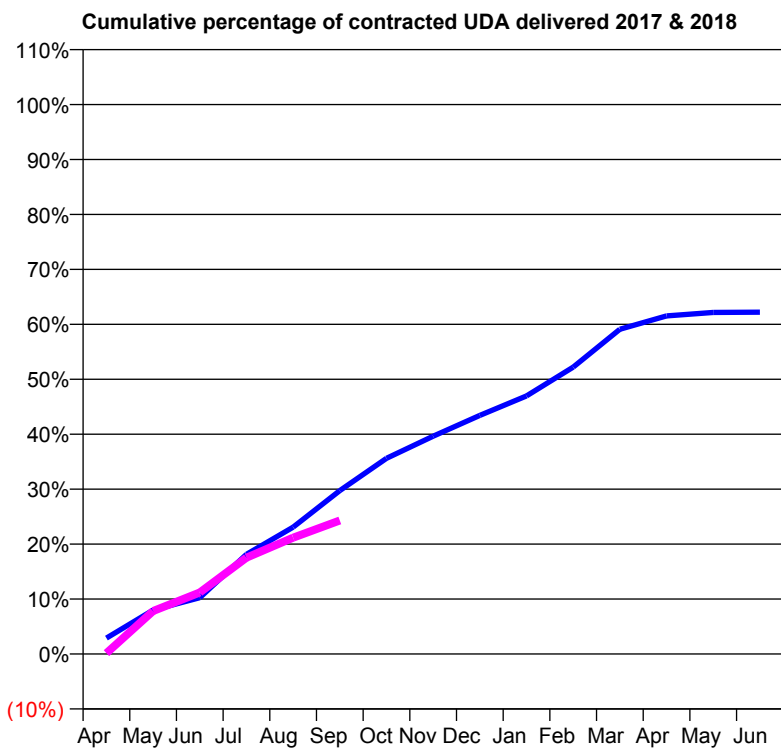
17/18 Contracted general activity (UDA)	3,000
Carry forward general activity (UDA)	0
17/18 Contracted orthodontic activity (UOA)	0
Carry forward orthodontic activity (UOA)	0
Baseline contract value	£0.00

ACCESS*

Patients seen in 24 months	Total	Change since previous quarter
Quarter ending September 2016	1,327	
Quarter ending December 2016	1,231	↓
Quarter ending March 2017	1,162	↓
Quarter ending June 2017	1,101	↓
Quarter ending September 2017	1,019	↓
Variance since September 2016	(23.2%)	↓



ACTIVITY



Month	Adjusted Scheduled Activity (UDA)	
	2017	2018
April	87	4
May	240	235
June	308	336
July	544	526
August	693	635
September	892	729
October	1,068	
November	1,189	
December	1,303	
January	1,409	
February	1,566	
March	1,773	
April	1,846	
May	1,865	
June	1,866	

QUALITY

	Quantity	Base Number	Contract	AT	Region	England
% of FP17s for the same patient ID Re-attending within 3 months - Children	44	328	13.4%	11.3%	11.4%	11.9%
% of FP17s for the same patient ID Re-attending within 3 months - Adults	11	172	6.4%	15.0%	15.7%	15.9%
% of FP17s for the same patient ID Re-attending between 3 & 9 months - Children	110	328	33.5%	57.7%	60.6%	58.1%
% of FP17s for the same patient ID Re-attending between 3 & 9 months - Adults	30	172	17.4%	48.5%	52.0%	50.6%
% of FP17s for Band 1 Urgent Courses	86	460	18.7%	9.7%	9.6%	9.1%
% of FP17s Relating to Free Repair or Replacements	0	460	0.0%	0.7%	0.7%	0.8%
% of FP17s Relating to Continuations	1	460	0.2%	0.8%	1.0%	1.1%
% of Patients satisfied with the dentistry they have received	0	0	N/A	92.7%	91.6%	91.4%
% of Patients satisfied with the time they had to wait for an appointment	0	0	N/A	89.7%	87.9%	87.7%

* This is based on patients treated on this contract for their most recent course of treatment. Figures in italics indicate the base number of FP17s or Patient Questionnaire responses are less than 100. N/A is shown where the base number of responses is less than 10 during the period. % is calculated as Quantity/Base number*100

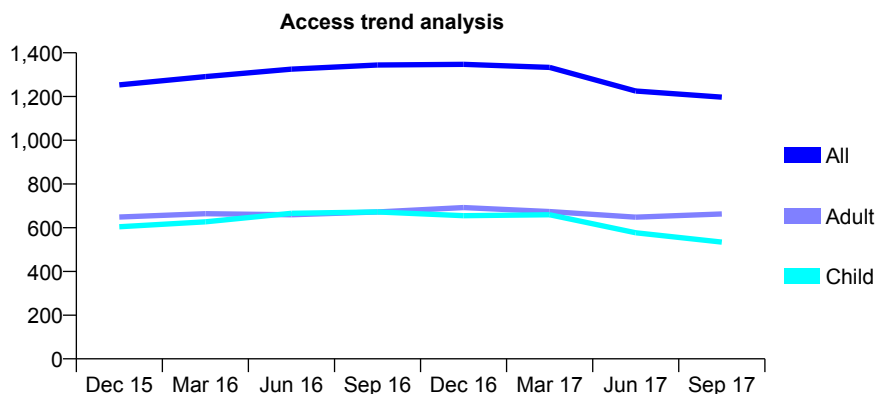
Q69 - Vital Signs At a Glance Contract Report for 154601/0002 - September 2017

Name or company name	Oxfordshire Priority Dental Service
Contract type name	PDS Contract
Purpose of contract	General and Orthodontic
Contract start date	01/04/2006
Contract end date	31/03/2018

17/18 Contracted general activity (UDA)	4,000
Carry forward general activity (UDA)	0
17/18 Contracted orthodontic activity (UOA)	1,350
Carry forward orthodontic activity (UOA)	0
Baseline contract value	£0.00

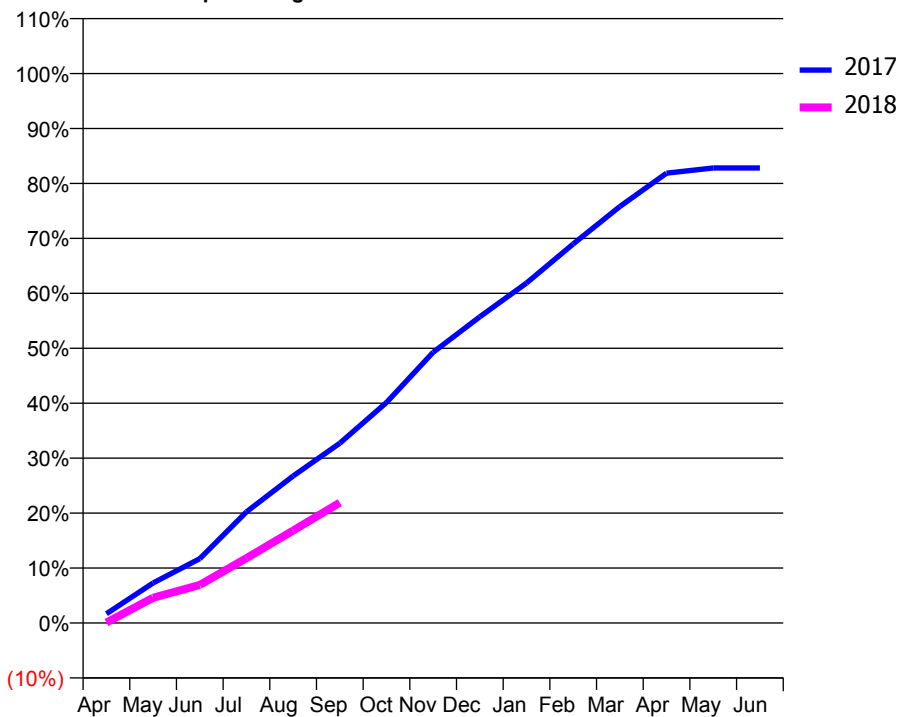
ACCESS*

Patients seen in 24 months	Total	Change since previous quarter
Quarter ending September 2016	1,344	
Quarter ending December 2016	1,347	→
Quarter ending March 2017	1,333	↓
Quarter ending June 2017	1,225	↓
Quarter ending September 2017	1,197	↓
Variance since September 2016	(10.9%)	↓



ACTIVITY

Cumulative percentage of contracted UDA delivered 2017 & 2018



Adjusted Scheduled Activity (UDA)

Month	2017	2018
April	68	3
May	292	184
June	468	277
July	809	472
August	1,070	673
September	1,309	876
October	1,605	
November	1,971	
December	2,229	
January	2,475	
February	2,760	
March	3,032	
April	3,274	
May	3,312	
June	3,312	

QUALITY

	Quantity	Base Number	Contract	AT	Region	England
% of FP17s for the same patient ID Re-attending within 3 months - Children	37	301	12.3%	11.3%	11.4%	11.9%
% of FP17s for the same patient ID Re-attending within 3 months - Adults	18	333	5.4%	15.0%	15.7%	15.9%
% of FP17s for the same patient ID Re-attending between 3 & 9 months - Children	65	301	21.6%	57.7%	60.6%	58.1%
% of FP17s for the same patient ID Re-attending between 3 & 9 months - Adults	76	333	22.8%	48.5%	52.0%	50.6%
% of FP17s for Band 1 Urgent Courses	36	452	8.0%	9.7%	9.6%	9.1%
% of FP17s Relating to Free Repair or Replacements	0	452	0.0%	0.7%	0.7%	0.8%
% of FP17s Relating to Continuations	9	452	2.0%	0.8%	1.0%	1.1%
% of Patients satisfied with the dentistry they have received	0	0	N/A	92.7%	91.6%	91.4%
% of Patients satisfied with the time they had to wait for an appointment	0	0	N/A	89.7%	87.9%	87.7%

* This is based on patients treated on this contract for their most recent course of treatment. Figures in italics indicate the base number of FP17s or Patient Questionnaire responses are less than 100. N/A is shown where the base number of responses is less than 10 during the period. % is calculated as Quantity/Base number*100

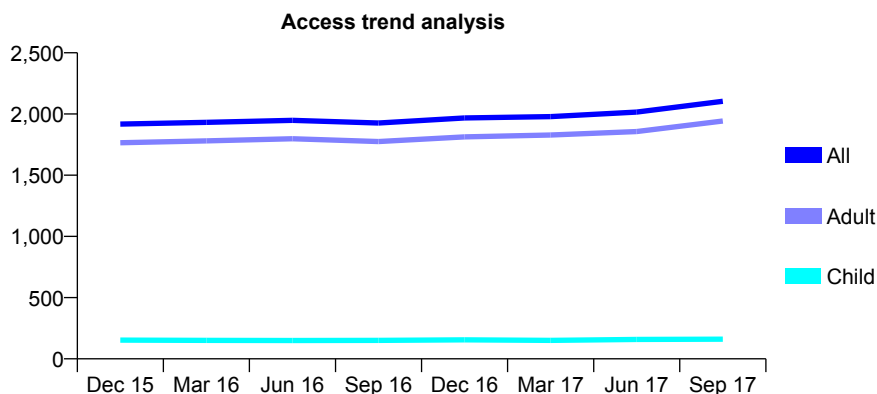
Q69 - Vital Signs At a Glance Contract Report for 154601/0003 - September 2017

Name or company name	Oxfordshire Priority Dental Service
Contract type name	PDS Contract
Purpose of contract	General
Contract start date	01/04/2006
Contract end date	31/03/2018

17/18 Contracted general activity (UDA)	4,000
Carry forward general activity (UDA)	0
17/18 Contracted orthodontic activity (UOA)	0
Carry forward orthodontic activity (UOA)	0
Baseline contract value	£0.00

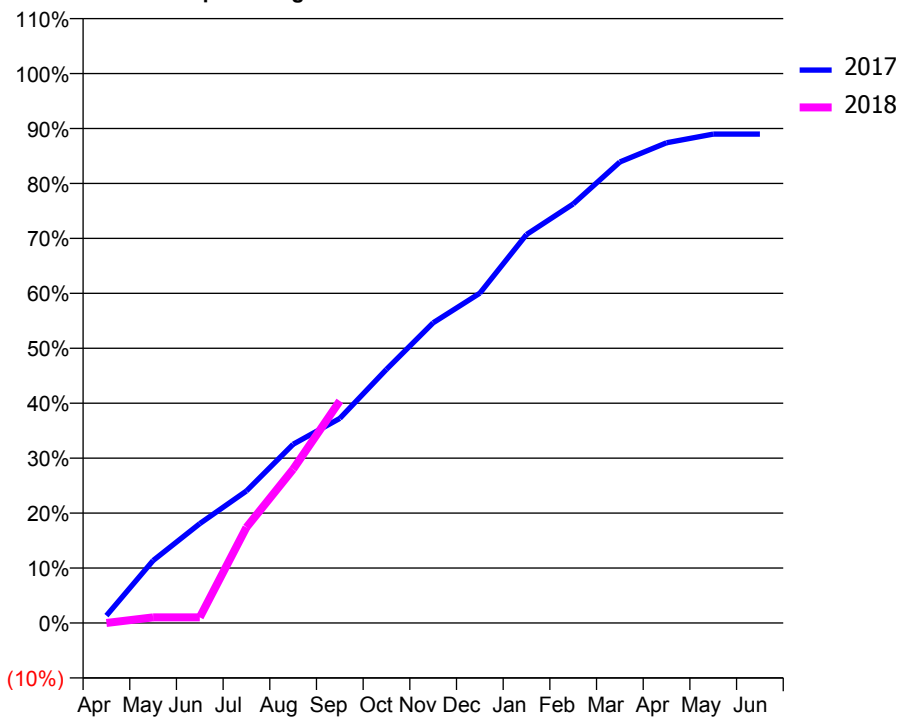
ACCESS*

Patients seen in 24 months	Total	Change since previous quarter
Quarter ending September 2016	1,926	
Quarter ending December 2016	1,968	↑
Quarter ending March 2017	1,979	→
Quarter ending June 2017	2,016	→
Quarter ending September 2017	2,104	↑
Variance since September 2016	9.2%	↑



ACTIVITY

Cumulative percentage of contracted UDA delivered 2017 & 2018



Adjusted Scheduled Activity (UDA)		
Month	2017	2018
April	54	0
May	455	41
June	724	41
July	961	696
August	1,301	1,120
September	1,489	1,616
October	1,847	
November	2,185	
December	2,401	
January	2,828	
February	3,050	
March	3,356	
April	3,496	
May	3,559	
June	3,559	

QUALITY

	Quantity	Base Number	Contract	AT	Region	England
% of FP17s for the same patient ID Re-attending within 3 months - Children	7	232	3.0%	11.3%	11.4%	11.9%
% of FP17s for the same patient ID Re-attending within 3 months - Adults	43	1,409	3.1%	15.0%	15.7%	15.9%
% of FP17s for the same patient ID Re-attending between 3 & 9 months - Children	1	232	0.4%	57.7%	60.6%	58.1%
% of FP17s for the same patient ID Re-attending between 3 & 9 months - Adults	22	1,409	1.6%	48.5%	52.0%	50.6%
% of FP17s for Band 1 Urgent Courses	1,450	1,453	99.8%	9.7%	9.6%	9.1%
% of FP17s Relating to Free Repair or Replacements	0	1,453	0.0%	0.7%	0.7%	0.8%
% of FP17s Relating to Continuations	0	1,453	0.0%	0.8%	1.0%	1.1%
% of Patients satisfied with the dentistry they have received	0	0	N/A	92.7%	91.6%	91.4%
% of Patients satisfied with the time they had to wait for an appointment	0	0	N/A	89.7%	87.9%	87.7%

* This is based on patients treated on this contract for their most recent course of treatment. Figures in italics indicate the base number of FP17s or Patient Questionnaire responses are less than 100. N/A is shown where the base number of responses is less than 10 during the period. % is calculated as Quantity/Base number*100

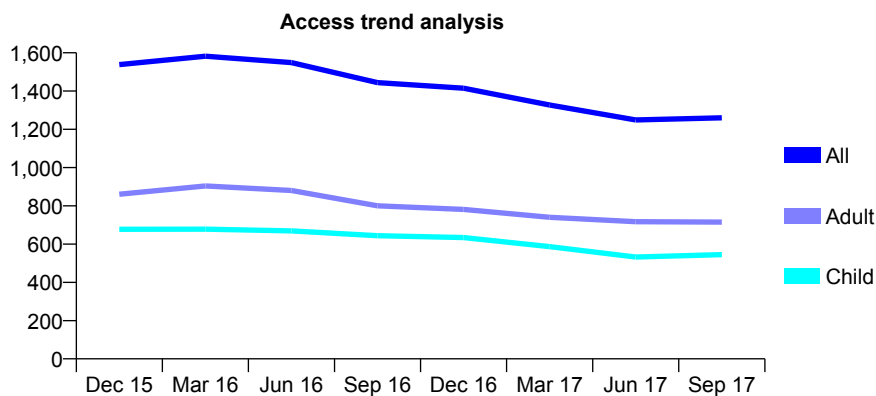
Q69 - Vital Signs At a Glance Contract Report for 154601/0004 - September 2017

Name or company name	Oxfordshire Priority Dental Service
Contract type name	PDS Contract
Purpose of contract	General
Contract start date	01/04/2006
Contract end date	31/03/2018

17/18 Contracted general activity (UDA)	5,000
Carry forward general activity (UDA)	0
17/18 Contracted orthodontic activity (UOA)	0
Carry forward orthodontic activity (UOA)	0
Baseline contract value	£0.00

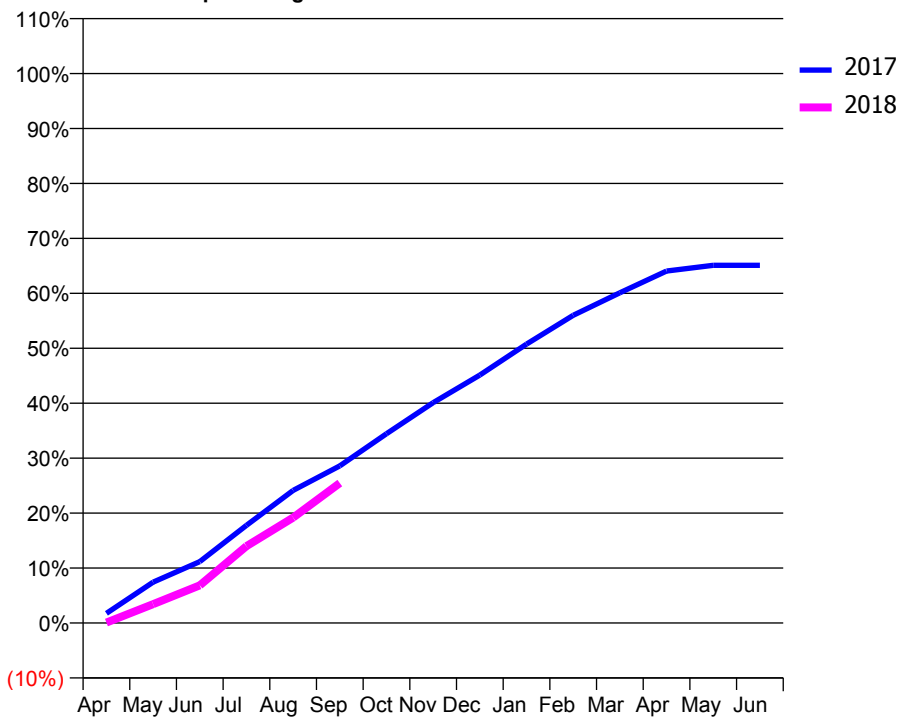
ACCESS*

Patients seen in 24 months	Total	Change since previous quarter
Quarter ending September 2016	1,444	
Quarter ending December 2016	1,415	↓
Quarter ending March 2017	1,327	↓
Quarter ending June 2017	1,249	↓
Quarter ending September 2017	1,260	→
Variance since September 2016	(12.7%)	↓



ACTIVITY

Cumulative percentage of contracted UDA delivered 2017 & 2018



Adjusted Scheduled Activity (UDA)

Month	2017	2018
April	88	4
May	372	172
June	559	342
July	889	700
August	1,207	959
September	1,429	1,273
October	1,723	
November	2,005	
December	2,257	
January	2,538	
February	2,800	
March	3,005	
April	3,202	
May	3,255	
June	3,255	

QUALITY

	Quantity	Base Number	Contract	AT	Region	England
% of FP17s for the same patient ID Re-attending within 3 months - Children	50	396	12.6%	11.3%	11.4%	11.9%
% of FP17s for the same patient ID Re-attending within 3 months - Adults	36	305	11.8%	15.0%	15.7%	15.9%
% of FP17s for the same patient ID Re-attending between 3 & 9 months - Children	129	396	32.6%	57.7%	60.6%	58.1%
% of FP17s for the same patient ID Re-attending between 3 & 9 months - Adults	65	305	21.3%	48.5%	52.0%	50.6%
% of FP17s for Band 1 Urgent Courses	101	608	16.6%	9.7%	9.6%	9.1%
% of FP17s Relating to Free Repair or Replacements	0	608	0.0%	0.7%	0.7%	0.8%
% of FP17s Relating to Continuations	11	608	1.8%	0.8%	1.0%	1.1%
% of Patients satisfied with the dentistry they have received	1	1	N/A	92.7%	91.6%	91.4%
% of Patients satisfied with the time they had to wait for an appointment	1	1	N/A	89.7%	87.9%	87.7%

* This is based on patients treated on this contract for their most recent course of treatment. Figures in italics indicate the base number of FP17s or Patient Questionnaire responses are less than 100. N/A is shown where the base number of responses is less than 10 during the period. % is calculated as Quantity/Base number*100

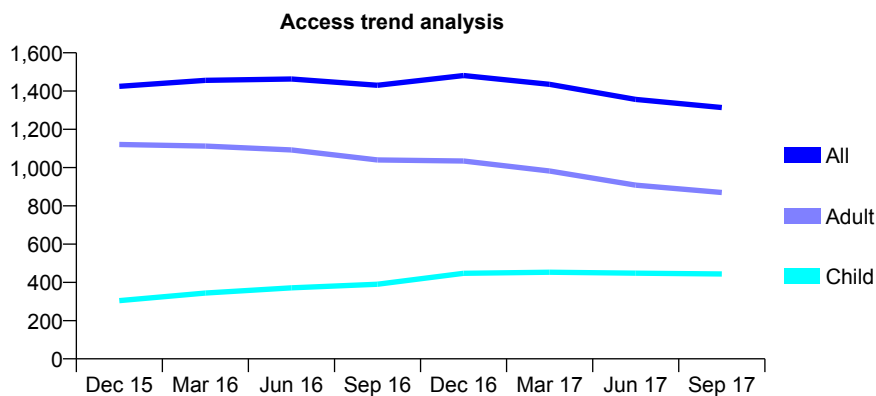
Q69 - Vital Signs At a Glance Contract Report for 154601/0006 - September 2017

Name or company name	Oxfordshire Priority Dental Service
Contract type name	PDS Contract
Purpose of contract	General
Contract start date	01/04/2006
Contract end date	31/03/2018

17/18 Contracted general activity (UDA)	4,000
Carry forward general activity (UDA)	0
17/18 Contracted orthodontic activity (UOA)	0
Carry forward orthodontic activity (UOA)	0
Baseline contract value	£0.00

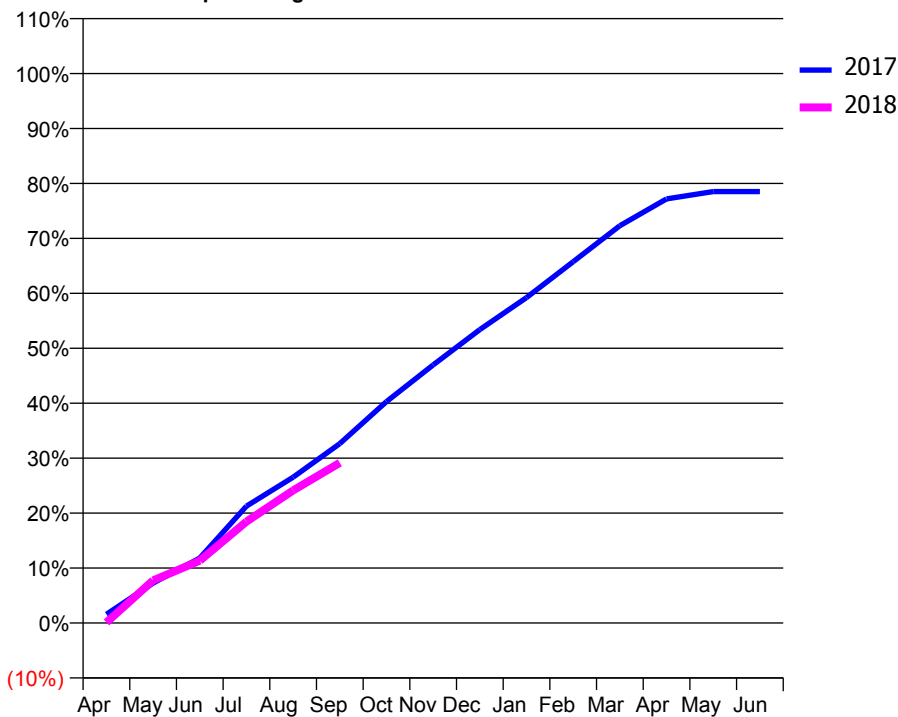
ACCESS*

Patients seen in 24 months	Total	Change since previous quarter
Quarter ending September 2016	1,430	
Quarter ending December 2016	1,481	↑
Quarter ending March 2017	1,435	↓
Quarter ending June 2017	1,356	↓
Quarter ending September 2017	1,314	↓
Variance since September 2016	(8.1%)	↓



ACTIVITY

Cumulative percentage of contracted UDA delivered 2017 & 2018



Adjusted Scheduled Activity (UDA)

Month	2017	2018
April	63	4
May	291	310
June	473	454
July	851	738
August	1,062	965
September	1,306	1,166
October	1,611	
November	1,879	
December	2,136	
January	2,369	
February	2,630	
March	2,892	
April	3,087	
May	3,141	
June	3,141	

QUALITY

	Quantity	Base Number	Contract	AT	Region	England
% of FP17s for the same patient ID Re-attending within 3 months - Children	16	294	5.4%	11.3%	11.4%	11.9%
% of FP17s for the same patient ID Re-attending within 3 months - Adults	39	388	10.1%	15.0%	15.7%	15.9%
% of FP17s for the same patient ID Re-attending between 3 & 9 months - Children	71	294	24.1%	57.7%	60.6%	58.1%
% of FP17s for the same patient ID Re-attending between 3 & 9 months - Adults	110	388	28.4%	48.5%	52.0%	50.6%
% of FP17s for Band 1 Urgent Courses	132	593	22.3%	9.7%	9.6%	9.1%
% of FP17s Relating to Free Repair or Replacements	0	593	0.0%	0.7%	0.7%	0.8%
% of FP17s Relating to Continuations	4	593	0.7%	0.8%	1.0%	1.1%
% of Patients satisfied with the dentistry they have received	1	1	N/A	92.7%	91.6%	91.4%
% of Patients satisfied with the time they had to wait for an appointment	1	1	N/A	89.7%	87.9%	87.7%

* This is based on patients treated on this contract for their most recent course of treatment. Figures in italics indicate the base number of FP17s or Patient Questionnaire responses are less than 100. N/A is shown where the base number of responses is less than 10 during the period. % is calculated as Quantity/Base number*100

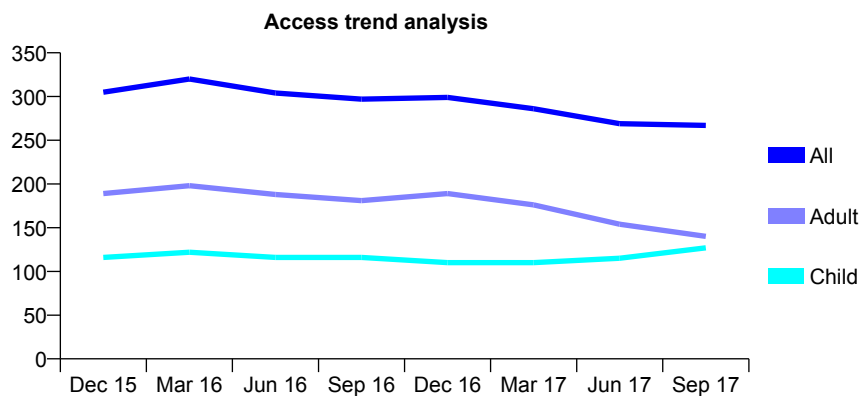
Q69 - Vital Signs At a Glance Contract Report for 154601/0007 - September 2017

Name or company name	Oxfordshire Priority Dental Service
Contract type name	PDS Contract
Purpose of contract	General
Contract start date	01/04/2006
Contract end date	31/03/2018

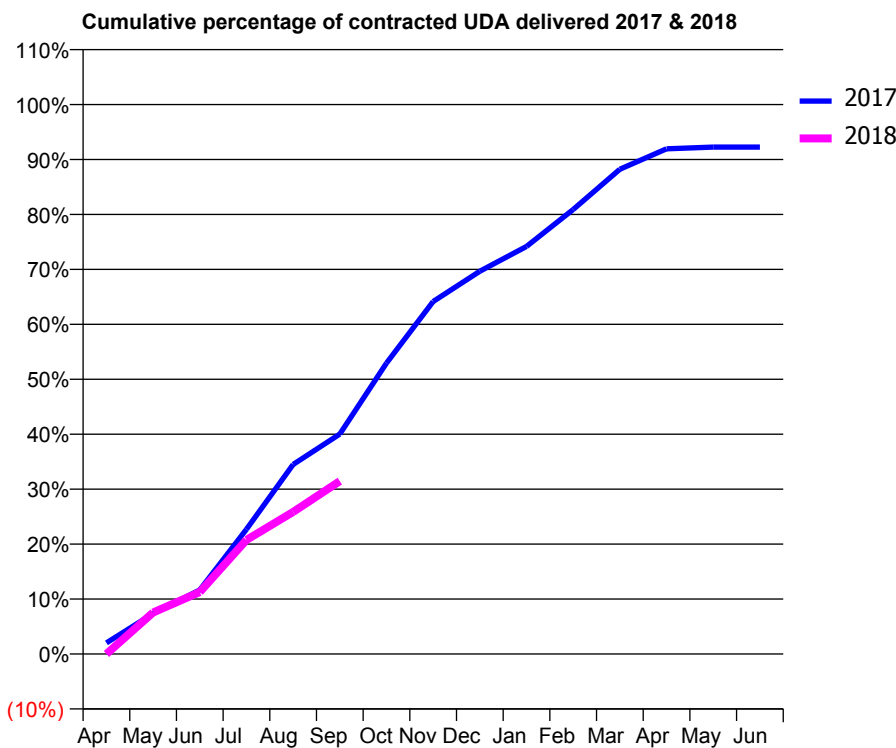
17/18 Contracted general activity (UDA)	1,000
Carry forward general activity (UDA)	0
17/18 Contracted orthodontic activity (UOA)	0
Carry forward orthodontic activity (UOA)	0
Baseline contract value	£0.00

ACCESS*

Patients seen in 24 months	Total	Change since previous quarter
Quarter ending September 2016	297	
Quarter ending December 2016	299	→
Quarter ending March 2017	286	↓
Quarter ending June 2017	269	↓
Quarter ending September 2017	267	→
Variance since September 2016	(10.1%)	↓



ACTIVITY



Month	Adjusted Scheduled Activity (UDA)	
	2017	2018
April	20	0
May	74	76
June	117	113
July	227	208
August	345	259
September	400	315
October	529	
November	642	
December	697	
January	742	
February	809	
March	882	
April	919	
May	922	
June	922	

QUALITY

	Quantity	Base Number	Contract	AT	Region	England
% of FP17s for the same patient ID Re-attending within 3 months - Children	14	121	11.6%	11.3%	11.4%	11.9%
% of FP17s for the same patient ID Re-attending within 3 months - Adults	1	35	2.9%	15.0%	15.7%	15.9%
% of FP17s for the same patient ID Re-attending between 3 & 9 months - Children	59	121	48.8%	57.7%	60.6%	58.1%
% of FP17s for the same patient ID Re-attending between 3 & 9 months - Adults	21	35	60.0%	48.5%	52.0%	50.6%
% of FP17s for Band 1 Urgent Courses	3	138	2.2%	9.7%	9.6%	9.1%
% of FP17s Relating to Free Repair or Replacements	0	138	0.0%	0.7%	0.7%	0.8%
% of FP17s Relating to Continuations	6	138	4.3%	0.8%	1.0%	1.1%
% of Patients satisfied with the dentistry they have received	0	0	N/A	92.7%	91.6%	91.4%
% of Patients satisfied with the time they had to wait for an appointment	0	0	N/A	89.7%	87.9%	87.7%

* This is based on patients treated on this contract for their most recent course of treatment. Figures in italics indicate the base number of FP17s or Patient Questionnaire responses are less than 100. N/A is shown where the base number of responses is less than 10 during the period. % is calculated as Quantity/Base number*100

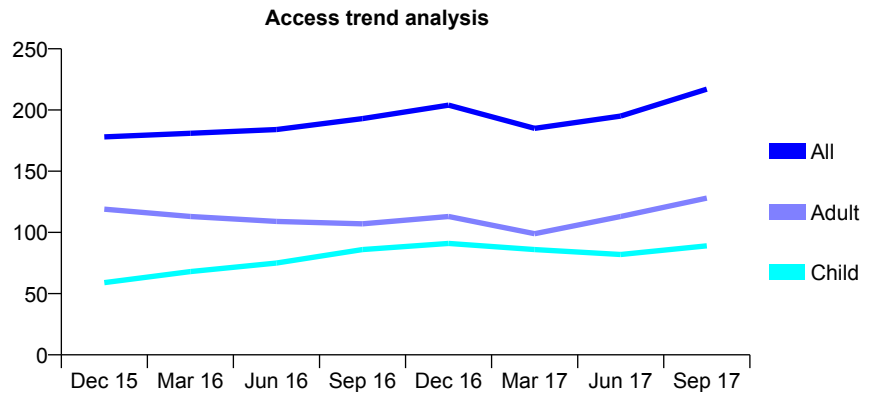
Q69 - Vital Signs At a Glance Contract Report for 154601/0008 - September 2017

Name or company name	Oxfordshire Priority Dental Service
Contract type name	PDS Contract
Purpose of contract	General
Contract start date	01/04/2006
Contract end date	31/03/2018

17/18 Contracted general activity (UDA)	1,000
Carry forward general activity (UDA)	0
17/18 Contracted orthodontic activity (UOA)	0
Carry forward orthodontic activity (UOA)	0
Baseline contract value	£0.00

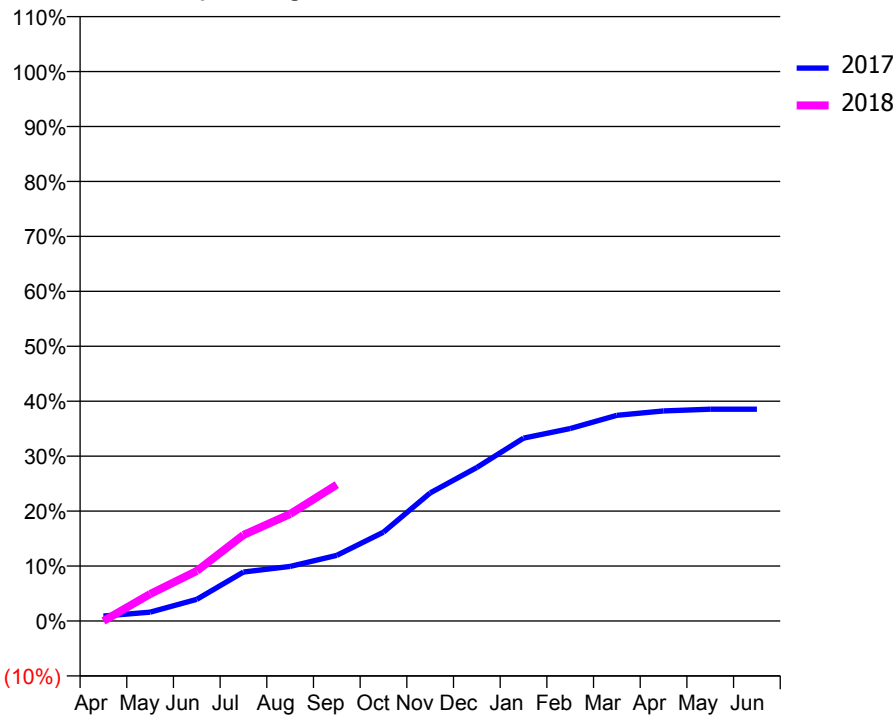
ACCESS*

Patients seen in 24 months	Total	Change since previous quarter
Quarter ending September 2016	193	
Quarter ending December 2016	204	↑
Quarter ending March 2017	185	↓
Quarter ending June 2017	195	↑
Quarter ending September 2017	217	↑
Variance since September 2016	12.4%	↑



ACTIVITY

Cumulative percentage of contracted UDA delivered 2017 & 2018



Month	Adjusted Scheduled Activity (UDA)	
	2017	2018
April	9	0
May	16	49
June	39	91
July	89	157
August	99	195
September	119	248
October	162	
November	233	
December	279	
January	333	
February	350	
March	374	
April	382	
May	385	
June	385	

QUALITY

	Quantity	Base Number	Contract	AT	Region	England
% of FP17s for the same patient ID Re-attending within 3 months - Children	3	65	4.6%	11.3%	11.4%	11.9%
% of FP17s for the same patient ID Re-attending within 3 months - Adults	1	80	1.3%	15.0%	15.7%	15.9%
% of FP17s for the same patient ID Re-attending between 3 & 9 months - Children	12	65	18.5%	57.7%	60.6%	58.1%
% of FP17s for the same patient ID Re-attending between 3 & 9 months - Adults	20	80	25.0%	48.5%	52.0%	50.6%
% of FP17s for Band 1 Urgent Courses	6	140	4.3%	9.7%	9.6%	9.1%
% of FP17s Relating to Free Repair or Replacements	0	140	0.0%	0.7%	0.7%	0.8%
% of FP17s Relating to Continuations	1	140	0.7%	0.8%	1.0%	1.1%
% of Patients satisfied with the dentistry they have received	0	0	N/A	92.7%	91.6%	91.4%
% of Patients satisfied with the time they had to wait for an appointment	0	0	N/A	89.7%	87.9%	87.7%

* This is based on patients treated on this contract for their most recent course of treatment. Figures in italics indicate the base number of FP17s or Patient Questionnaire responses are less than 100. N/A is shown where the base number of responses is less than 10 during the period. % is calculated as Quantity/Base number*100

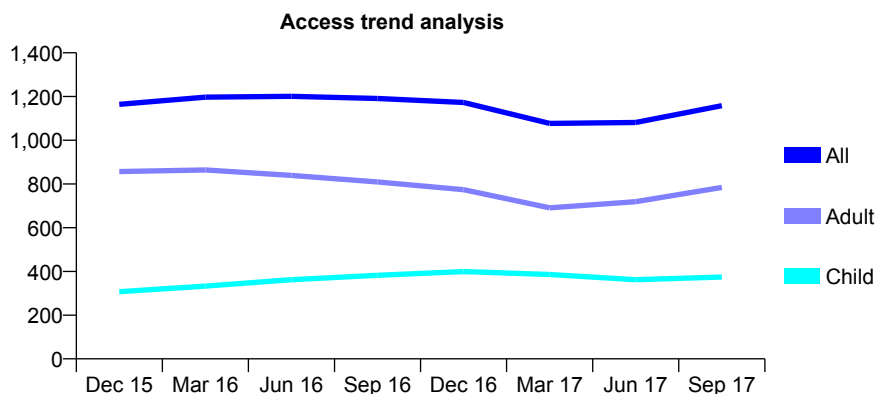
Q69 - Vital Signs At a Glance Contract Report for 154601/0009 - September 2017

Name or company name	Oxfordshire Priority Dental Service
Contract type name	PDS Contract
Purpose of contract	General
Contract start date	01/04/2006
Contract end date	31/03/2018

17/18 Contracted general activity (UDA)	3,000
Carry forward general activity (UDA)	0
17/18 Contracted orthodontic activity (UOA)	0
Carry forward orthodontic activity (UOA)	0
Baseline contract value	£0.00

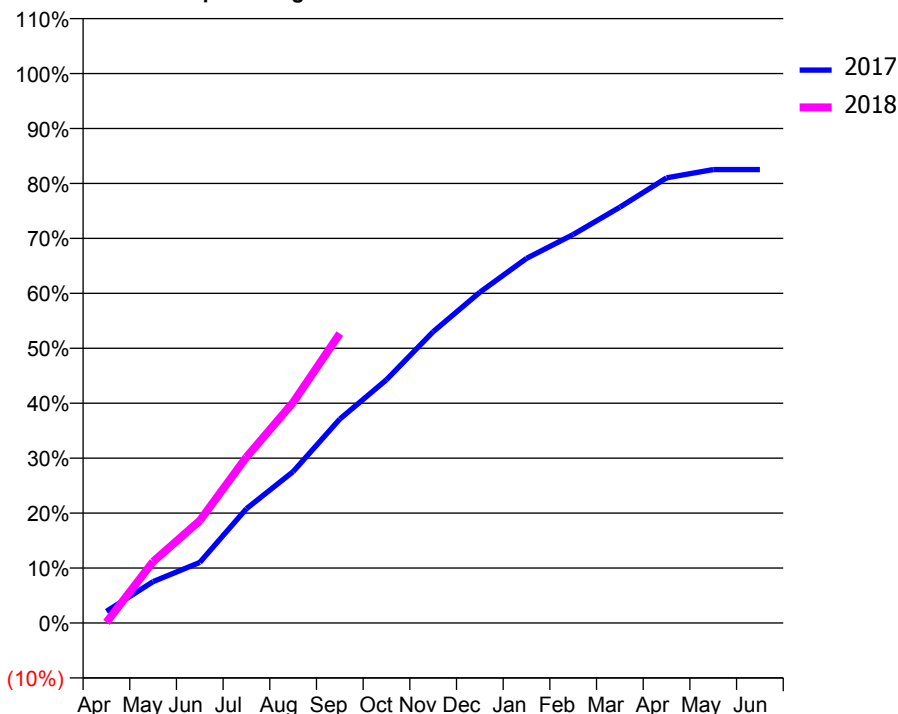
ACCESS*

Patients seen in 24 months	Total	Change since previous quarter
Quarter ending September 2016	1,191	
Quarter ending December 2016	1,173	↓
Quarter ending March 2017	1,077	↓
Quarter ending June 2017	1,081	→
Quarter ending September 2017	1,158	↑
Variance since September 2016	(2.8%)	↓



ACTIVITY

Cumulative percentage of contracted UDA delivered 2017 & 2018



Month	Adjusted Scheduled Activity (UDA)	
	2017	2018
April	64	4
May	226	336
June	331	558
July	625	906
August	827	1,205
September	1,113	1,580
October	1,328	
November	1,590	
December	1,806	
January	1,991	
February	2,121	
March	2,270	
April	2,430	
May	2,476	
June	2,476	

QUALITY

	Quantity	Base Number	Contract	AT	Region	England
% of FP17s for the same patient ID Re-attending within 3 months - Children	21	298	7.0%	11.3%	11.4%	11.9%
% of FP17s for the same patient ID Re-attending within 3 months - Adults	53	570	9.3%	15.0%	15.7%	15.9%
% of FP17s for the same patient ID Re-attending between 3 & 9 months - Children	100	298	33.6%	57.7%	60.6%	58.1%
% of FP17s for the same patient ID Re-attending between 3 & 9 months - Adults	134	570	23.5%	48.5%	52.0%	50.6%
% of FP17s for Band 1 Urgent Courses	152	782	19.4%	9.7%	9.6%	9.1%
% of FP17s Relating to Free Repair or Replacements	0	782	0.0%	0.7%	0.7%	0.8%
% of FP17s Relating to Continuations	5	782	0.6%	0.8%	1.0%	1.1%
% of Patients satisfied with the dentistry they have received	2	2	N/A	92.7%	91.6%	91.4%
% of Patients satisfied with the time they had to wait for an appointment	1	2	N/A	89.7%	87.9%	87.7%

* This is based on patients treated on this contract for their most recent course of treatment. Figures in italics indicate the base number of FP17s or Patient Questionnaire responses are less than 100. N/A is shown where the base number of responses is less than 10 during the period. % is calculated as Quantity/Base number*100

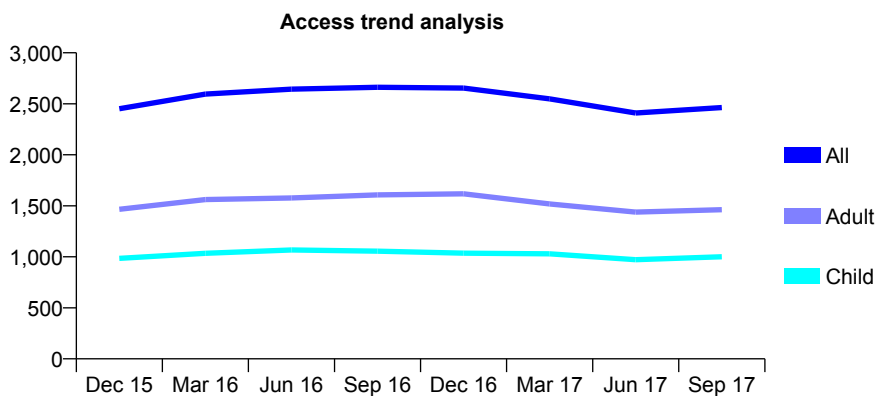
Q69 - Vital Signs At a Glance Contract Report for 154601/0010 - September 2017

Name or company name	Oxfordshire Priority Dental Service
Contract type name	PDS Contract
Purpose of contract	General
Contract start date	01/04/2006
Contract end date	31/03/2018

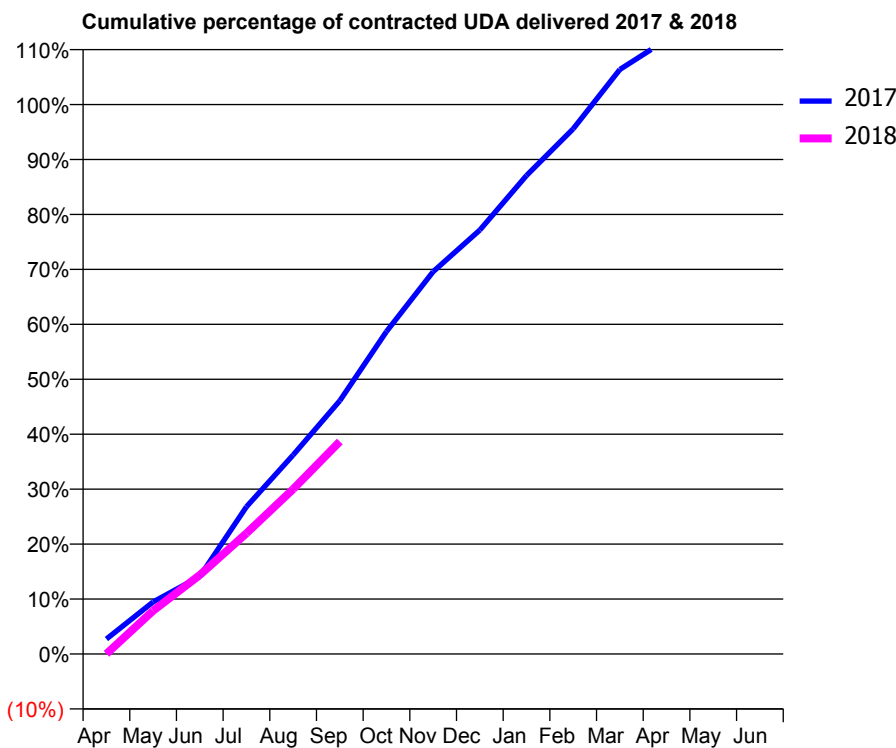
17/18 Contracted general activity (UDA)	5,400
Carry forward general activity (UDA)	0
17/18 Contracted orthodontic activity (UOA)	0
Carry forward orthodontic activity (UOA)	0
Baseline contract value	£0.00

ACCESS*

Patients seen in 24 months	Total	Change since previous quarter
Quarter ending September 2016	2,662	
Quarter ending December 2016	2,654	→
Quarter ending March 2017	2,548	↓
Quarter ending June 2017	2,410	↓
Quarter ending September 2017	2,463	↑
Variance since September 2016	(7.5%)	↓



ACTIVITY



Month	Adjusted Scheduled Activity (UDA)	
	2017	2018
April	147	2
May	512	425
June	763	777
July	1,448	1,186
August	1,956	1,621
September	2,489	2,089
October	3,169	
November	3,758	
December	4,166	
January	4,703	
February	5,161	
March	5,745	
April	6,037	
May	6,094	
June	6,096	

QUALITY

	Quantity	Base Number	Contract	AT	Region	England
% of FP17s for the same patient ID Re-attending within 3 months - Children	43	574	7.5%	11.3%	11.4%	11.9%
% of FP17s for the same patient ID Re-attending within 3 months - Adults	49	642	7.6%	15.0%	15.7%	15.9%
% of FP17s for the same patient ID Re-attending between 3 & 9 months - Children	175	574	30.5%	57.7%	60.6%	58.1%
% of FP17s for the same patient ID Re-attending between 3 & 9 months - Adults	152	642	23.7%	48.5%	52.0%	50.6%
% of FP17s for Band 1 Urgent Courses	179	1,088	16.5%	9.7%	9.6%	9.1%
% of FP17s Relating to Free Repair or Replacements	0	1,088	0.0%	0.7%	0.7%	0.8%
% of FP17s Relating to Continuations	8	1,088	0.7%	0.8%	1.0%	1.1%
% of Patients satisfied with the dentistry they have received	0	0	N/A	92.7%	91.6%	91.4%
% of Patients satisfied with the time they had to wait for an appointment	0	0	N/A	89.7%	87.9%	87.7%

* This is based on patients treated on this contract for their most recent course of treatment. Figures in italics indicate the base number of FP17s or Patient Questionnaire responses are less than 100. N/A is shown where the base number of responses is less than 10 during the period. % is calculated as Quantity/Base number*100

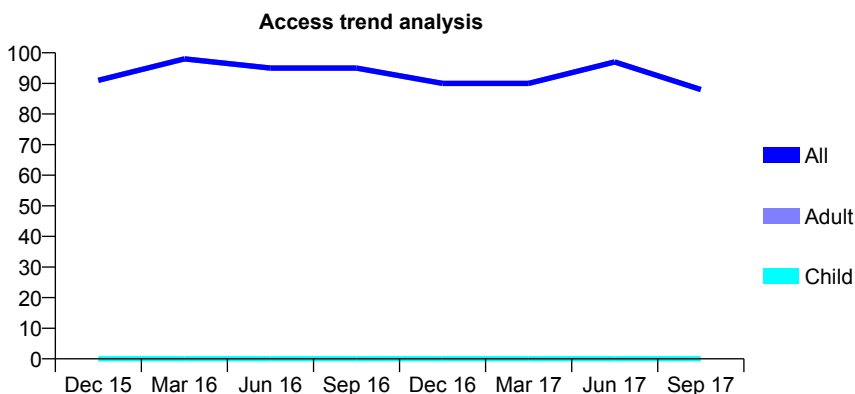
Q69 - Vital Signs At a Glance Contract Report for 154601/0012 - September 2017

Name or company name	Oxfordshire Priority Dental Service
Contract type name	PDS Contract
Purpose of contract	General
Contract start date	01/04/2006
Contract end date	31/03/2018

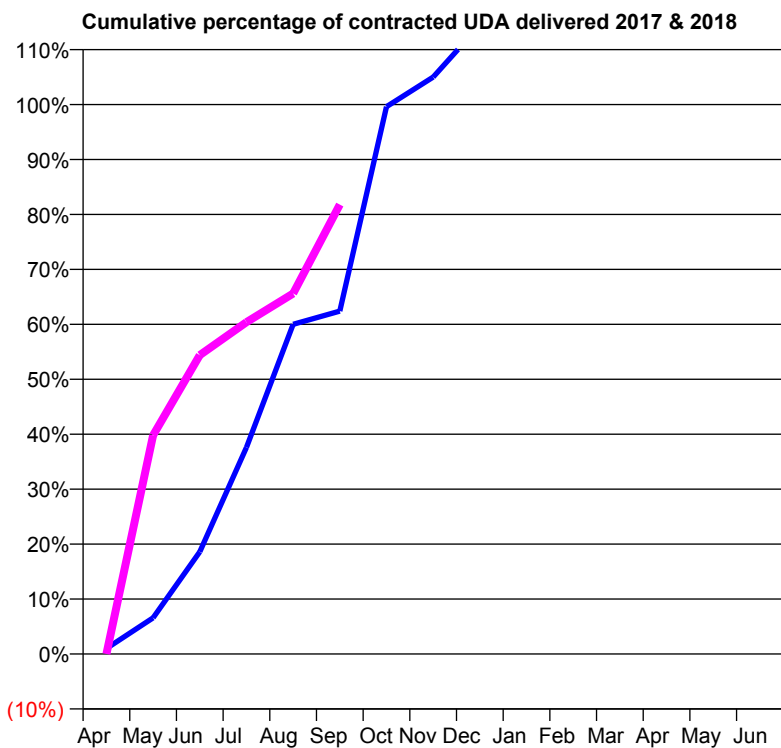
17/18 Contracted general activity (UDA)	100
Carry forward general activity (UDA)	0
17/18 Contracted orthodontic activity (UOA)	0
Carry forward orthodontic activity (UOA)	0
Baseline contract value	£0.00

ACCESS*

Patients seen in 24 months	Total	Change since previous quarter
Quarter ending September 2016	95	
Quarter ending December 2016	90	↓
Quarter ending March 2017	90	→
Quarter ending June 2017	97	↑
Quarter ending September 2017	88	↓
Variance since September 2016	(7.4%)	↓



ACTIVITY



Month	Adjusted Scheduled Activity (UDA)	
	2017	2018
April	1	0
May	7	40
June	19	54
July	38	60
August	60	66
September	62	82
October	100	
November	105	
December	114	
January	136	
February	145	
March	156	
April	170	
May	177	
June	177	

QUALITY

	Quantity	Base Number	Contract	AT	Region	England
% of FP17s for the same patient ID Re-attending within 3 months - Children	0	0	N/A	11.3%	11.4%	11.9%
% of FP17s for the same patient ID Re-attending within 3 months - Adults	8	43	18.6%	15.0%	15.7%	15.9%
% of FP17s for the same patient ID Re-attending between 3 & 9 months - Children	0	0	N/A	57.7%	60.6%	58.1%
% of FP17s for the same patient ID Re-attending between 3 & 9 months - Adults	3	43	7.0%	48.5%	52.0%	50.6%
% of FP17s for Band 1 Urgent Courses	9	31	29.0%	9.7%	9.6%	9.1%
% of FP17s Relating to Free Repair or Replacements	0	31	0.0%	0.7%	0.7%	0.8%
% of FP17s Relating to Continuations	0	31	0.0%	0.8%	1.0%	1.1%
% of Patients satisfied with the dentistry they have received	0	0	N/A	92.7%	91.6%	91.4%
% of Patients satisfied with the time they had to wait for an appointment	0	0	N/A	89.7%	87.9%	87.7%

* This is based on patients treated on this contract for their most recent course of treatment. Figures in italics indicate the base number of FP17s or Patient Questionnaire responses are less than 100. N/A is shown where the base number of responses is less than 10 during the period. % is calculated as Quantity/Base number*100

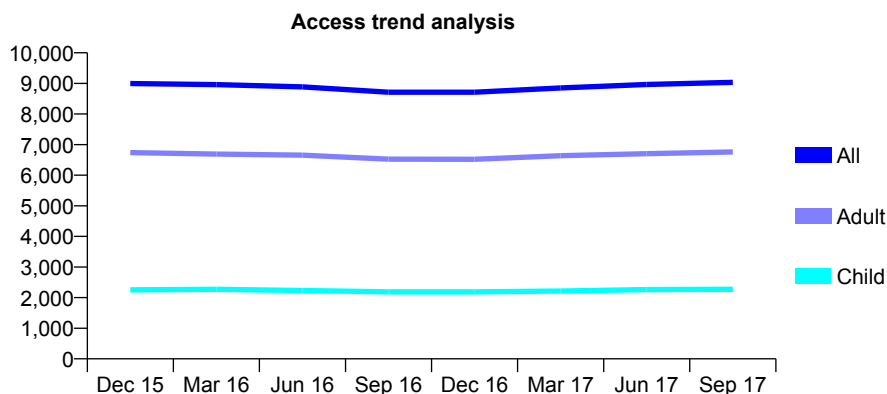
Q69 - Vital Signs At a Glance Contract Report for 155713/0001 - September 2017

Name or company name	NIGHTINGALE COTTAGE DENTAL PRAC
Contract type name	GDS Contract
Purpose of contract	General
Contract start date	01/04/2013
Contract end date	

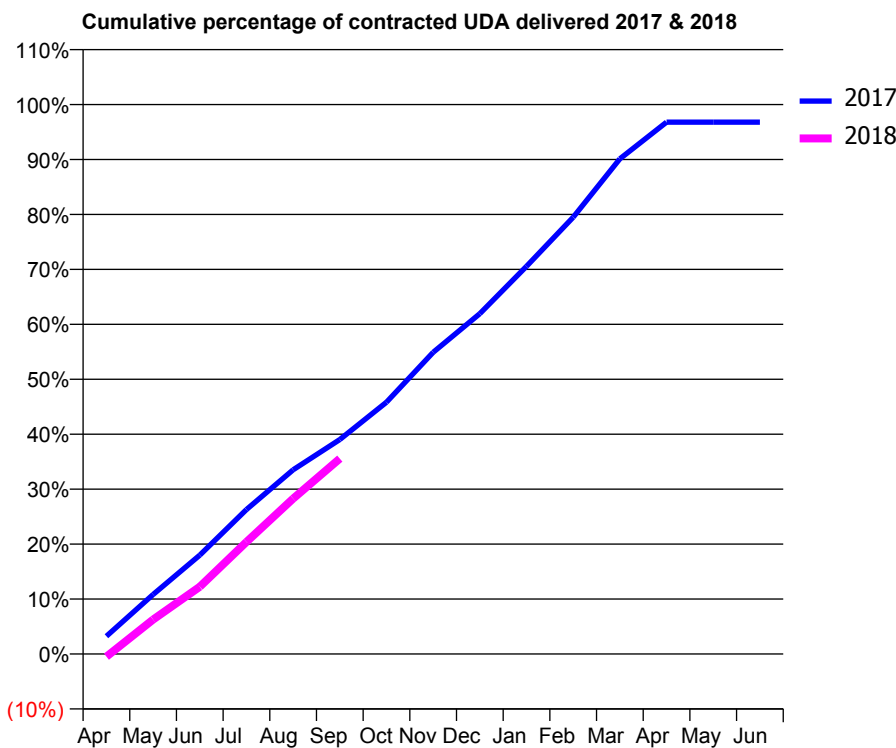
17/18 Contracted general activity (UDA)	24,761
Carry forward general activity (UDA)	793
17/18 Contracted orthodontic activity (UOA)	0
Carry forward orthodontic activity (UOA)	0
Baseline contract value	£554,482.83

ACCESS*

Patients seen in 24 months	Total	Change since previous quarter
Quarter ending September 2016	8,714	
Quarter ending December 2016	8,711	→
Quarter ending March 2017	8,854	→
Quarter ending June 2017	8,966	→
Quarter ending September 2017	9,034	→
Variance since September 2016	3.7%	↑



ACTIVITY



Month	Adjusted Scheduled Activity (UDA)	
	2017	2018
April	799	-126
May	2,683	1,553
June	4,455	3,034
July	6,508	5,049
August	8,298	7,003
September	9,664	8,804
October	11,347	
November	13,593	
December	15,340	
January	17,472	
February	19,680	
March	22,311	
April	23,967	
May	23,968	
June	23,968	

QUALITY

	Quantity	Base Number	Contract	AT	Region	England
% of FP17s for the same patient ID Re-attending within 3 months - Children	117	1,751	6.7%	11.3%	11.4%	11.9%
% of FP17s for the same patient ID Re-attending within 3 months - Adults	504	4,391	11.5%	15.0%	15.7%	15.9%
% of FP17s for the same patient ID Re-attending between 3 & 9 months - Children	1,021	1,751	58.3%	57.7%	60.6%	58.1%
% of FP17s for the same patient ID Re-attending between 3 & 9 months - Adults	2,145	4,391	48.8%	48.5%	52.0%	50.6%
% of FP17s for Band 1 Urgent Courses	435	5,525	7.9%	9.7%	9.6%	9.1%
% of FP17s Relating to Free Repair or Replacements	31	5,525	0.6%	0.7%	0.7%	0.8%
% of FP17s Relating to Continuations	91	5,525	1.6%	0.8%	1.0%	1.1%
% of Patients satisfied with the dentistry they have received	24	24	100.0%	92.7%	91.6%	91.4%
% of Patients satisfied with the time they had to wait for an appointment	23	24	95.8%	89.7%	87.9%	87.7%

* This is based on patients treated on this contract for their most recent course of treatment. Figures in italics indicate the base number of FP17s or Patient Questionnaire responses are less than 100. N/A is shown where the base number of responses is less than 10 during the period. % is calculated as Quantity/Base number*100

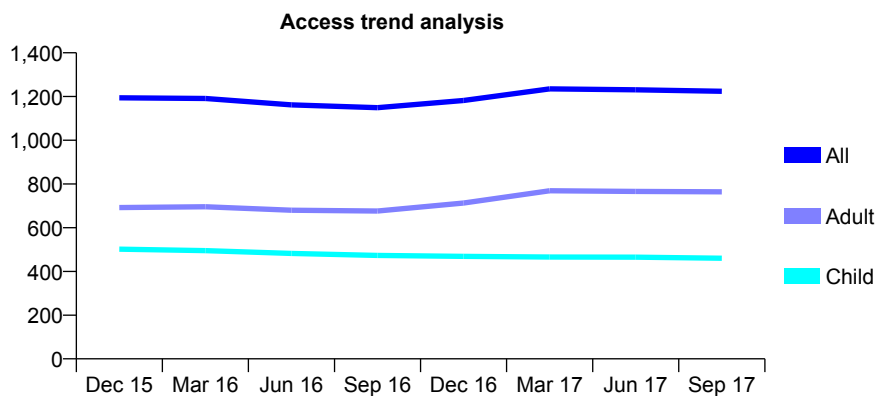
Q69 - Vital Signs At a Glance Contract Report for 156043/0001 - September 2017

Name or company name	Burghfield Dental Care Limited
Contract type name	GDS Contract
Purpose of contract	General
Contract start date	01/01/2013
Contract end date	

17/18 Contracted general activity (UDA)	3,945
Carry forward general activity (UDA)	-47
17/18 Contracted orthodontic activity (UOA)	0
Carry forward orthodontic activity (UOA)	0
Baseline contract value	£91,236.76

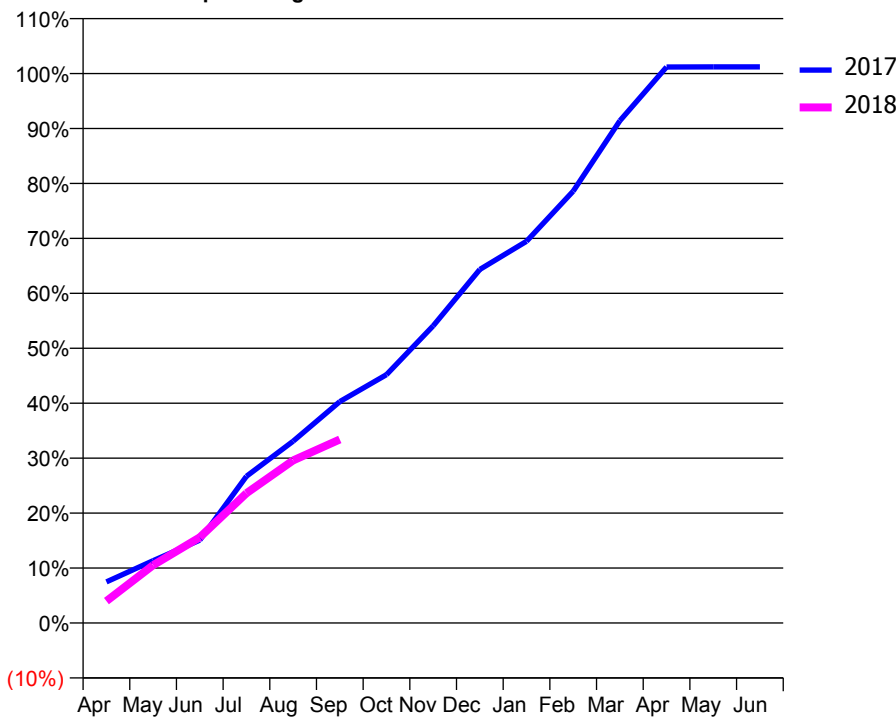
ACCESS*

Patients seen in 24 months	Total	Change since previous quarter
Quarter ending September 2016	1,149	
Quarter ending December 2016	1,182	↑
Quarter ending March 2017	1,235	↑
Quarter ending June 2017	1,231	→
Quarter ending September 2017	1,224	→
Variance since September 2016	6.5%	↑



ACTIVITY

Cumulative percentage of contracted UDA delivered 2017 & 2018



Month	Adjusted Scheduled Activity (UDA)	
	2017	2018
April	296	157
May	447	415
June	595	615
July	1,054	932
August	1,305	1,168
September	1,589	1,318
October	1,783	
November	2,133	
December	2,538	
January	2,740	
February	3,100	
March	3,606	
April	3,991	
May	3,992	
June	3,992	

QUALITY

	Quantity	Base Number	Contract	AT	Region	England
% of FP17s for the same patient ID Re-attending within 3 months - Children	32	375	8.5%	11.3%	11.4%	11.9%
% of FP17s for the same patient ID Re-attending within 3 months - Adults	47	512	9.2%	15.0%	15.7%	15.9%
% of FP17s for the same patient ID Re-attending between 3 & 9 months - Children	256	375	68.3%	57.7%	60.6%	58.1%
% of FP17s for the same patient ID Re-attending between 3 & 9 months - Adults	358	512	69.9%	48.5%	52.0%	50.6%
% of FP17s for Band 1 Urgent Courses	33	765	4.3%	9.7%	9.6%	9.1%
% of FP17s Relating to Free Repair or Replacements	3	765	0.4%	0.7%	0.7%	0.8%
% of FP17s Relating to Continuations	0	765	0.0%	0.8%	1.0%	1.1%
% of Patients satisfied with the dentistry they have received	5	5	N/A	92.7%	91.6%	91.4%
% of Patients satisfied with the time they had to wait for an appointment	5	5	N/A	89.7%	87.9%	87.7%

* This is based on patients treated on this contract for their most recent course of treatment. Figures in italics indicate the base number of FP17s or Patient Questionnaire responses are less than 100. N/A is shown where the base number of responses is less than 10 during the period. % is calculated as Quantity/Base number*100

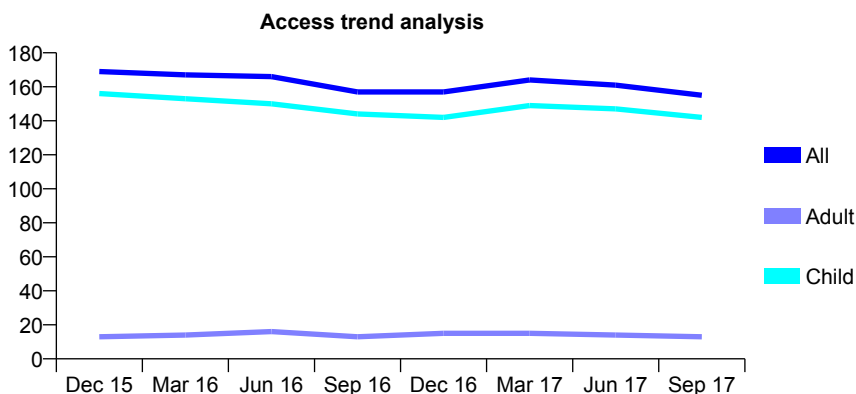
Q69 - Vital Signs At a Glance Contract Report for 157651/0001 - September 2017

Name or company name	Chesham Dental Care
Contract type name	GDS Contract
Purpose of contract	General
Contract start date	01/04/2011
Contract end date	

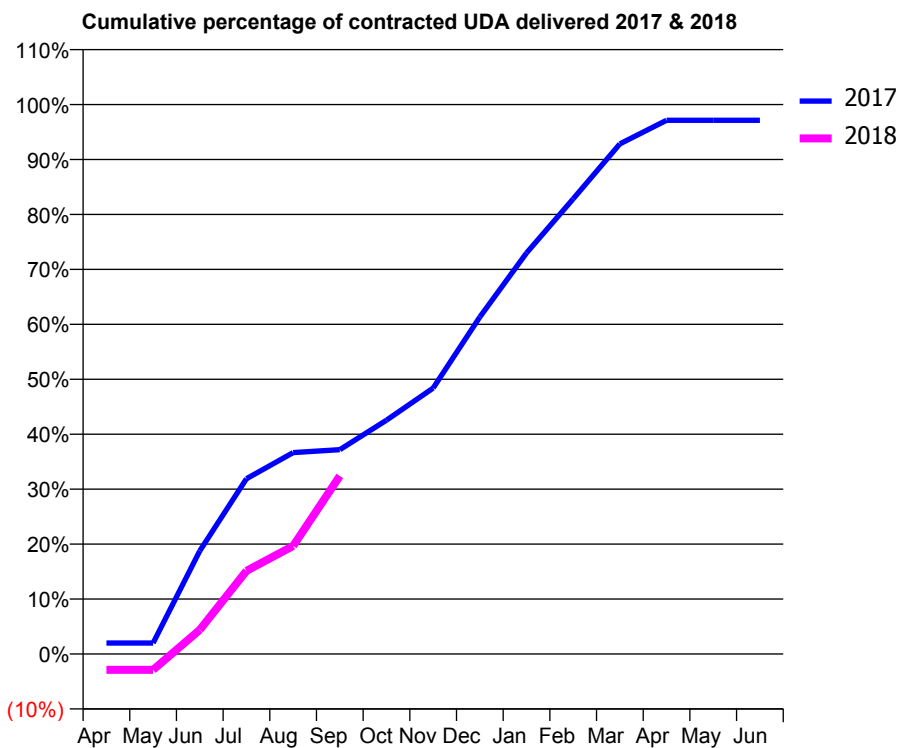
17/18 Contracted general activity (UDA)	550
Carry forward general activity (UDA)	16
17/18 Contracted orthodontic activity (UOA)	0
Carry forward orthodontic activity (UOA)	0
Baseline contract value	£13,863.55

ACCESS*

Patients seen in 24 months	Total	Change since previous quarter
Quarter ending September 2016	157	
Quarter ending December 2016	157	→
Quarter ending March 2017	164	↑
Quarter ending June 2017	161	↓
Quarter ending September 2017	155	↓
Variance since September 2016	(1.3%)	↓



ACTIVITY



Month	Adjusted Scheduled Activity (UDA)	
	2017	2018
April	11	-16
May	11	-16
June	103	24
July	175	83
August	202	108
September	205	178
October	234	
November	266	
December	337	
January	401	
February	456	
March	511	
April	534	
May	534	
June	534	

QUALITY

	Quantity	Base Number	Contract	AT	Region	England
% of FP17s for the same patient ID Re-attending within 3 months - Children	9	106	8.5%	11.3%	11.4%	11.9%
% of FP17s for the same patient ID Re-attending within 3 months - Adults	1	2	50.0%	15.0%	15.7%	15.9%
% of FP17s for the same patient ID Re-attending between 3 & 9 months - Children	77	106	72.6%	57.7%	60.6%	58.1%
% of FP17s for the same patient ID Re-attending between 3 & 9 months - Adults	1	2	50.0%	48.5%	52.0%	50.6%
% of FP17s for Band 1 Urgent Courses	1	93	1.1%	9.7%	9.6%	9.1%
% of FP17s Relating to Free Repair or Replacements	0	93	0.0%	0.7%	0.7%	0.8%
% of FP17s Relating to Continuations	0	93	0.0%	0.8%	1.0%	1.1%
% of Patients satisfied with the dentistry they have received	1	1	N/A	92.7%	91.6%	91.4%
% of Patients satisfied with the time they had to wait for an appointment	1	1	N/A	89.7%	87.9%	87.7%

* This is based on patients treated on this contract for their most recent course of treatment. Figures in italics indicate the base number of FP17s or Patient Questionnaire responses are less than 100. N/A is shown where the base number of responses is less than 10 during the period. % is calculated as Quantity/Base number*100

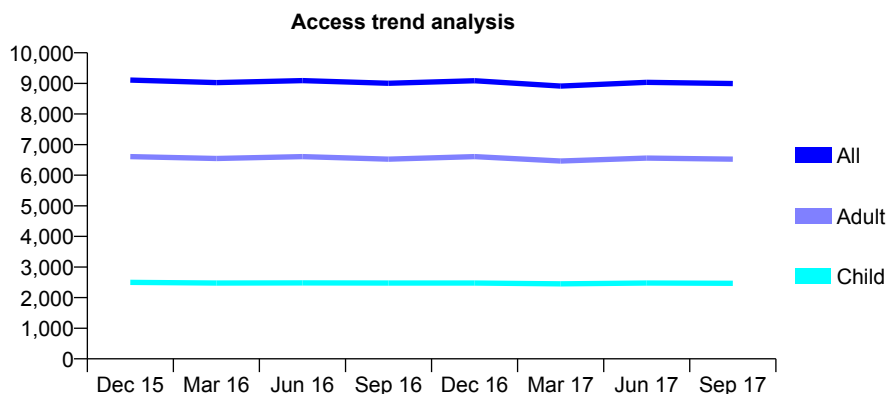
Q69 - Vital Signs At a Glance Contract Report for 157678/0001 - September 2017

Name or company name	PEACHCROFT DENTAL PRACTICE
Contract type name	GDS Contract
Purpose of contract	General
Contract start date	01/04/2011
Contract end date	

17/18 Contracted general activity (UDA)	26,527
Carry forward general activity (UDA)	0
17/18 Contracted orthodontic activity (UOA)	0
Carry forward orthodontic activity (UOA)	0
Baseline contract value	£546,822.65

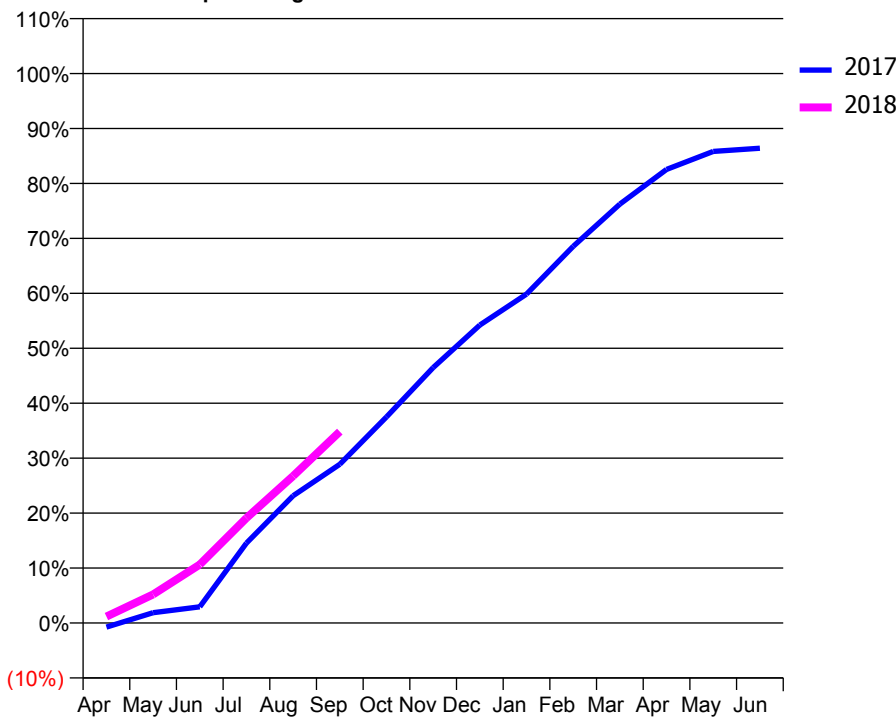
ACCESS*

Patients seen in 24 months	Total	Change since previous quarter
Quarter ending September 2016	9,003	
Quarter ending December 2016	9,088	→
Quarter ending March 2017	8,912	↓
Quarter ending June 2017	9,036	→
Quarter ending September 2017	8,995	→
Variance since September 2016	(0.1%)	→



ACTIVITY

Cumulative percentage of contracted UDA delivered 2017 & 2018



Month	Adjusted Scheduled Activity (UDA)	
	2017	2018
April	-202	315
May	500	1,380
June	783	2,824
July	3,859	5,068
August	6,146	7,095
September	7,663	9,241
October	9,949	
November	12,333	
December	14,382	
January	15,875	
February	18,184	
March	20,224	
April	21,894	
May	22,768	
June	22,921	

QUALITY

	Quantity	Base Number	Contract	AT	Region	England
% of FP17s for the same patient ID Re-attending within 3 months - Children	86	1,805	4.8%	11.3%	11.4%	11.9%
% of FP17s for the same patient ID Re-attending within 3 months - Adults	451	4,212	10.7%	15.0%	15.7%	15.9%
% of FP17s for the same patient ID Re-attending between 3 & 9 months - Children	1,107	1,805	61.3%	57.7%	60.6%	58.1%
% of FP17s for the same patient ID Re-attending between 3 & 9 months - Adults	2,455	4,212	58.3%	48.5%	52.0%	50.6%
% of FP17s for Band 1 Urgent Courses	516	4,761	10.8%	9.7%	9.6%	9.1%
% of FP17s Relating to Free Repair or Replacements	15	4,761	0.3%	0.7%	0.7%	0.8%
% of FP17s Relating to Continuations	15	4,761	0.3%	0.8%	1.0%	1.1%
% of Patients satisfied with the dentistry they have received	10	12	83.3%	92.7%	91.6%	91.4%
% of Patients satisfied with the time they had to wait for an appointment	11	12	91.7%	89.7%	87.9%	87.7%

* This is based on patients treated on this contract for their most recent course of treatment. Figures in italics indicate the base number of FP17s or Patient Questionnaire responses are less than 100. N/A is shown where the base number of responses is less than 10 during the period. % is calculated as Quantity/Base number*100

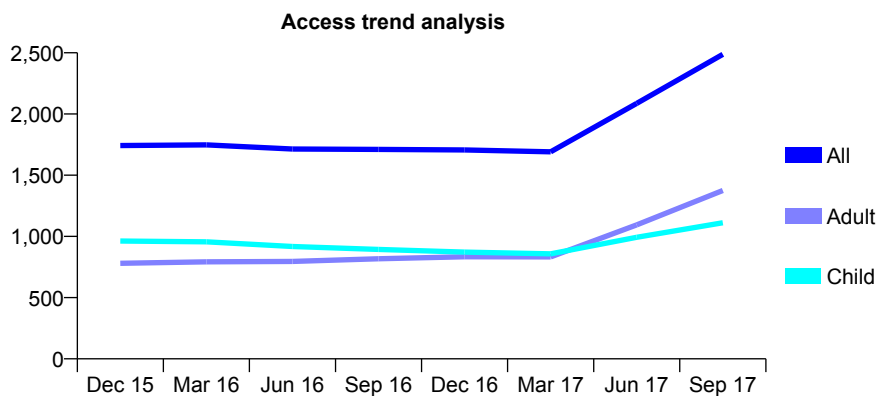
Q69 - Vital Signs At a Glance Contract Report for 159115/0001 - September 2017

Name or company name	The Dental Centre Ltd
Contract type name	GDS Contract
Purpose of contract	General
Contract start date	15/12/2007
Contract end date	

17/18 Contracted general activity (UDA)	8,160
Carry forward general activity (UDA)	-81
17/18 Contracted orthodontic activity (UOA)	0
Carry forward orthodontic activity (UOA)	0
Baseline contract value	£225,574.56

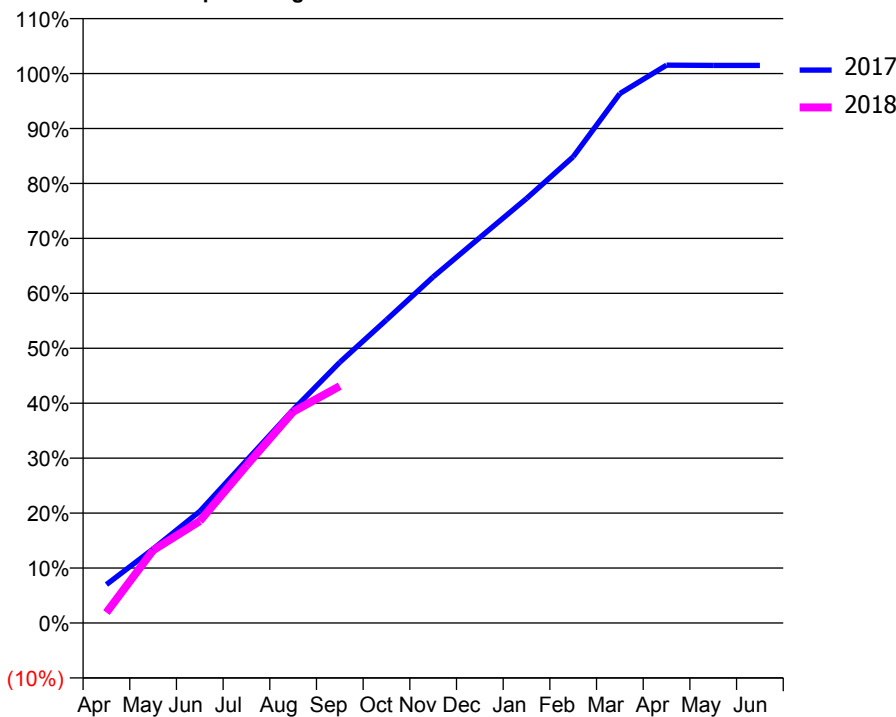
ACCESS*

Patients seen in 24 months	Total	Change since previous quarter
Quarter ending September 2016	1,711	
Quarter ending December 2016	1,706	→
Quarter ending March 2017	1,691	→
Quarter ending June 2017	2,087	↑
Quarter ending September 2017	2,487	↑
Variance since September 2016	45.4%	↑



ACTIVITY

Cumulative percentage of contracted UDA delivered 2017 & 2018



Adjusted Scheduled Activity (UDA)

Month	2017	2018
April	298	155
May	573	1,080
June	864	1,514
July	1,257	2,337
August	1,650	3,137
September	2,016	3,517
October	2,345	
November	2,677	
December	2,981	
January	3,284	
February	3,606	
March	4,095	
April	4,315	
May	4,313	
June	4,313	

QUALITY

	Quantity	Base Number	Contract	AT	Region	England
% of FP17s for the same patient ID Re-attending within 3 months - Children	75	996	7.5%	11.3%	11.4%	11.9%
% of FP17s for the same patient ID Re-attending within 3 months - Adults	91	1,018	8.9%	15.0%	15.7%	15.9%
% of FP17s for the same patient ID Re-attending between 3 & 9 months - Children	451	996	45.3%	57.7%	60.6%	58.1%
% of FP17s for the same patient ID Re-attending between 3 & 9 months - Adults	281	1,018	27.6%	48.5%	52.0%	50.6%
% of FP17s for Band 1 Urgent Courses	111	1,920	5.8%	9.7%	9.6%	9.1%
% of FP17s Relating to Free Repair or Replacements	13	1,920	0.7%	0.7%	0.7%	0.8%
% of FP17s Relating to Continuations	10	1,920	0.5%	0.8%	1.0%	1.1%
% of Patients satisfied with the dentistry they have received	1	1	N/A	92.7%	91.6%	91.4%
% of Patients satisfied with the time they had to wait for an appointment	1	1	N/A	89.7%	87.9%	87.7%

* This is based on patients treated on this contract for their most recent course of treatment. Figures in italics indicate the base number of FP17s or Patient Questionnaire responses are less than 100. N/A is shown where the base number of responses is less than 10 during the period. % is calculated as Quantity/Base number*100

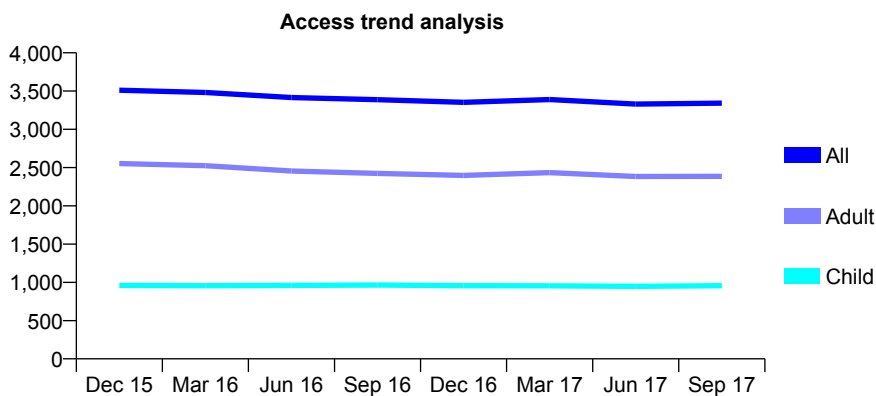
Q69 - Vital Signs At a Glance Contract Report for 159115/0004 - September 2017

Name or company name	The Dental Centre Ltd
Contract type name	GDS Contract
Purpose of contract	General
Contract start date	01/04/2008
Contract end date	

17/18 Contracted general activity (UDA)	12,449
Carry forward general activity (UDA)	6
17/18 Contracted orthodontic activity (UOA)	0
Carry forward orthodontic activity (UOA)	0
Baseline contract value	£355,506.54

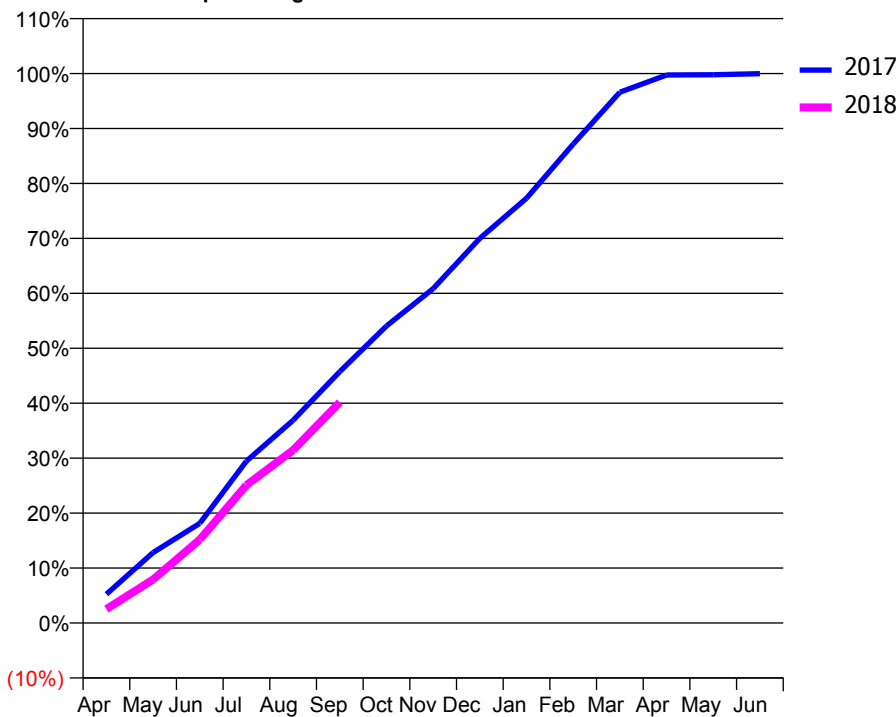
ACCESS*

Patients seen in 24 months	Total	Change since previous quarter
Quarter ending September 2016	3,388	
Quarter ending December 2016	3,353	↓
Quarter ending March 2017	3,389	→
Quarter ending June 2017	3,330	↓
Quarter ending September 2017	3,342	→
Variance since September 2016	(1.4%)	↓



ACTIVITY

Cumulative percentage of contracted UDA delivered 2017 & 2018



Month	Adjusted Scheduled Activity (UDA)	
	2017	2018
April	655	314
May	1,597	988
June	2,258	1,890
July	3,668	3,126
August	4,593	3,917
September	5,697	5,002
October	6,729	
November	7,576	
December	8,715	
January	9,624	
February	10,851	
March	12,024	
April	12,413	
May	12,422	
June	12,444	

QUALITY

	Quantity	Base Number	Contract	AT	Region	England
% of FP17s for the same patient ID Re-attending within 3 months - Children	79	701	11.3%	11.3%	11.4%	11.9%
% of FP17s for the same patient ID Re-attending within 3 months - Adults	281	1,501	18.7%	15.0%	15.7%	15.9%
% of FP17s for the same patient ID Re-attending between 3 & 9 months - Children	382	701	54.5%	57.7%	60.6%	58.1%
% of FP17s for the same patient ID Re-attending between 3 & 9 months - Adults	710	1,501	47.3%	48.5%	52.0%	50.6%
% of FP17s for Band 1 Urgent Courses	234	2,030	11.5%	9.7%	9.6%	9.1%
% of FP17s Relating to Free Repair or Replacements	67	2,030	3.3%	0.7%	0.7%	0.8%
% of FP17s Relating to Continuations	18	2,030	0.9%	0.8%	1.0%	1.1%
% of Patients satisfied with the dentistry they have received	6	6	N/A	92.7%	91.6%	91.4%
% of Patients satisfied with the time they had to wait for an appointment	6	6	N/A	89.7%	87.9%	87.7%

* This is based on patients treated on this contract for their most recent course of treatment. Figures in italics indicate the base number of FP17s or Patient Questionnaire responses are less than 100. N/A is shown where the base number of responses is less than 10 during the period. % is calculated as Quantity/Base number*100

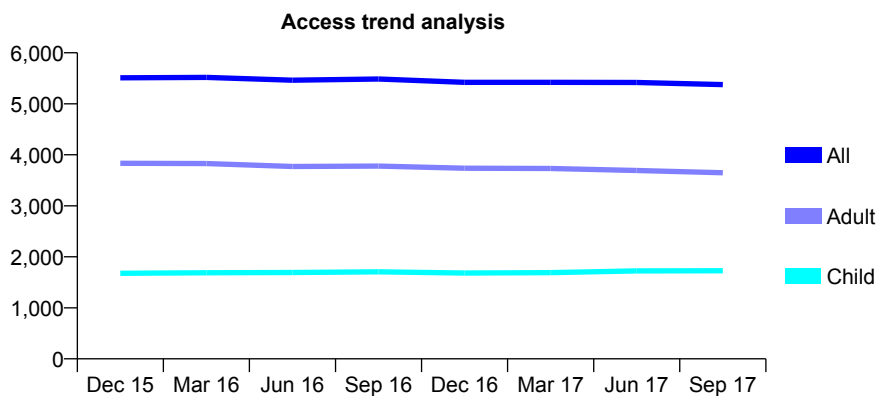
Q69 - Vital Signs At a Glance Contract Report for 162310/0001 - September 2017

Name or company name	WILDRIDINGS LTD
Contract type name	GDS Contract
Purpose of contract	General
Contract start date	24/09/2012
Contract end date	

17/18 Contracted general activity (UDA)	17,822
Carry forward general activity (UDA)	0
17/18 Contracted orthodontic activity (UOA)	0
Carry forward orthodontic activity (UOA)	0
Baseline contract value	£480,874.55

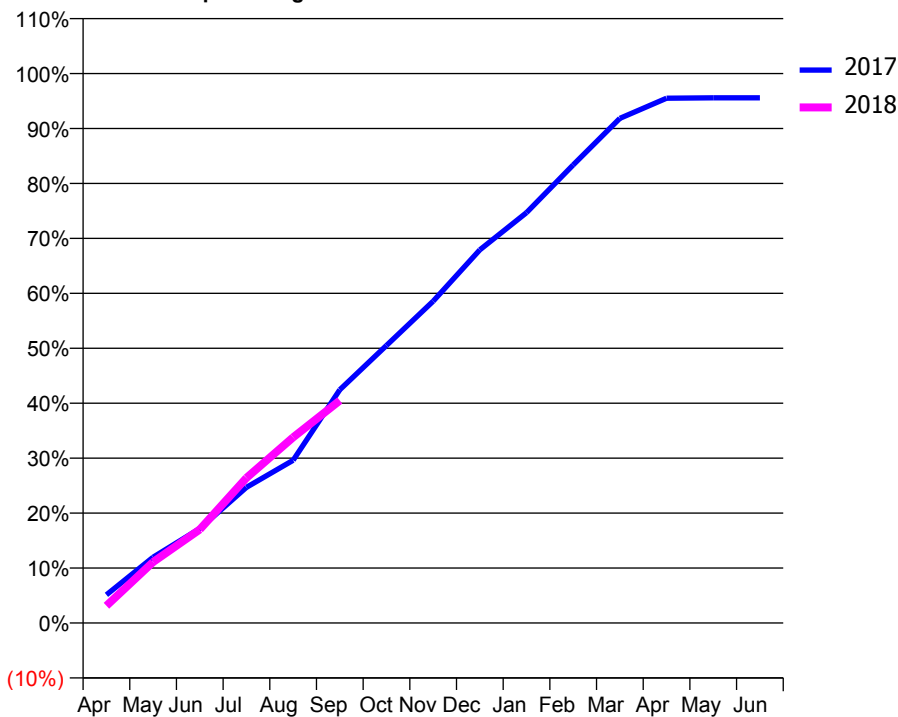
ACCESS*

Patients seen in 24 months	Total	Change since previous quarter
Quarter ending September 2016	5,485	
Quarter ending December 2016	5,420	↓
Quarter ending March 2017	5,422	→
Quarter ending June 2017	5,418	→
Quarter ending September 2017	5,376	→
Variance since September 2016	(2.0%)	↓



ACTIVITY

Cumulative percentage of contracted UDA delivered 2017 & 2018



Adjusted Scheduled Activity (UDA)

Month	2017	2018
April	913	560
May	2,133	1,977
June	3,063	3,032
July	4,400	4,707
August	5,278	6,023
September	7,566	7,217
October	9,004	
November	10,438	
December	12,101	
January	13,310	
February	14,858	
March	16,369	
April	17,021	
May	17,032	
June	17,034	

QUALITY

	Quantity	Base Number	Contract	AT	Region	England
% of FP17s for the same patient ID Re-attending within 3 months - Children	132	1,237	10.7%	11.3%	11.4%	11.9%
% of FP17s for the same patient ID Re-attending within 3 months - Adults	410	2,267	18.1%	15.0%	15.7%	15.9%
% of FP17s for the same patient ID Re-attending between 3 & 9 months - Children	629	1,237	50.8%	57.7%	60.6%	58.1%
% of FP17s for the same patient ID Re-attending between 3 & 9 months - Adults	1,012	2,267	44.6%	48.5%	52.0%	50.6%
% of FP17s for Band 1 Urgent Courses	408	3,188	12.8%	9.7%	9.6%	9.1%
% of FP17s Relating to Free Repair or Replacements	24	3,188	0.8%	0.7%	0.7%	0.8%
% of FP17s Relating to Continuations	20	3,188	0.6%	0.8%	1.0%	1.1%
% of Patients satisfied with the dentistry they have received	16	17	94.1%	92.7%	91.6%	91.4%
% of Patients satisfied with the time they had to wait for an appointment	14	17	82.4%	89.7%	87.9%	87.7%

* This is based on patients treated on this contract for their most recent course of treatment. Figures in italics indicate the base number of FP17s or Patient Questionnaire responses are less than 100. N/A is shown where the base number of responses is less than 10 during the period. % is calculated as Quantity/Base number*100

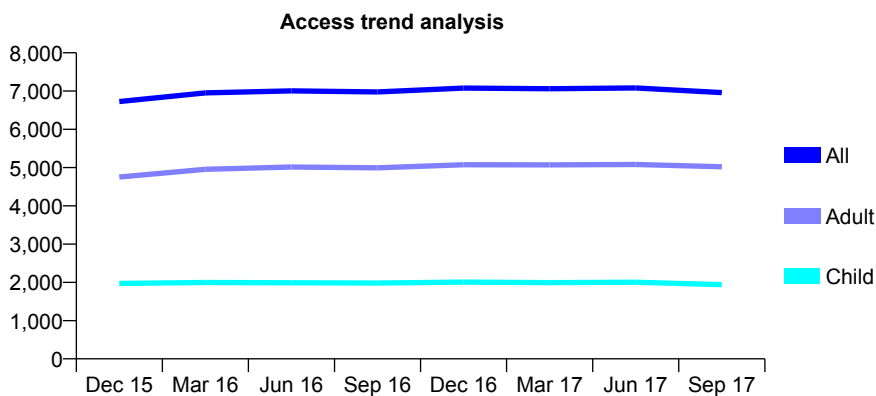
Q69 - Vital Signs At a Glance Contract Report for 162612/0001 - September 2017

Name or company name	Facial Aesthetics Dental Centre Ltd
Contract type name	GDS Contract
Purpose of contract	General
Contract start date	01/04/2008
Contract end date	

17/18 Contracted general activity (UDA)	15,974
Carry forward general activity (UDA)	-165
17/18 Contracted orthodontic activity (UOA)	0
Carry forward orthodontic activity (UOA)	0
Baseline contract value	£437,318.12

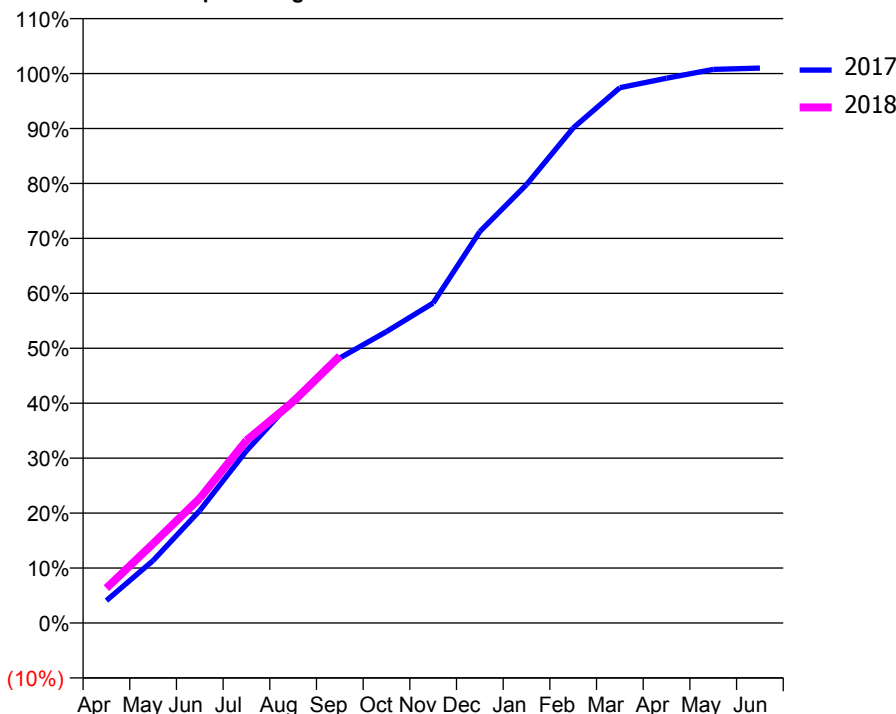
ACCESS*

Patients seen in 24 months	Total	Change since previous quarter
Quarter ending September 2016	6,976	
Quarter ending December 2016	7,077	→
Quarter ending March 2017	7,062	→
Quarter ending June 2017	7,082	→
Quarter ending September 2017	6,961	↓
Variance since September 2016	(0.2%)	→



ACTIVITY

Cumulative percentage of contracted UDA delivered 2017 & 2018



Adjusted Scheduled Activity (UDA)

Month	2017	2018
April	679	1,012
May	1,888	2,309
June	3,401	3,625
July	5,207	5,308
August	6,746	6,432
September	8,013	7,761
October	8,812	
November	9,675	
December	11,836	
January	13,255	
February	14,968	
March	16,184	
April	16,470	
May	16,737	
June	16,778	

QUALITY

	Quantity	Base Number	Contract	AT	Region	England
% of FP17s for the same patient ID Re-attending within 3 months - Children	102	1,524	6.7%	11.3%	11.4%	11.9%
% of FP17s for the same patient ID Re-attending within 3 months - Adults	501	3,143	15.9%	15.0%	15.7%	15.9%
% of FP17s for the same patient ID Re-attending between 3 & 9 months - Children	934	1,524	61.3%	57.7%	60.6%	58.1%
% of FP17s for the same patient ID Re-attending between 3 & 9 months - Adults	1,482	3,143	47.2%	48.5%	52.0%	50.6%
% of FP17s for Band 1 Urgent Courses	267	3,783	7.1%	9.7%	9.6%	9.1%
% of FP17s Relating to Free Repair or Replacements	42	3,783	1.1%	0.7%	0.7%	0.8%
% of FP17s Relating to Continuations	85	3,783	2.2%	0.8%	1.0%	1.1%
% of Patients satisfied with the dentistry they have received	10	11	90.9%	92.7%	91.6%	91.4%
% of Patients satisfied with the time they had to wait for an appointment	10	11	90.9%	89.7%	87.9%	87.7%

* This is based on patients treated on this contract for their most recent course of treatment. Figures in italics indicate the base number of FP17s or Patient Questionnaire responses are less than 100. N/A is shown where the base number of responses is less than 10 during the period. % is calculated as Quantity/Base number*100

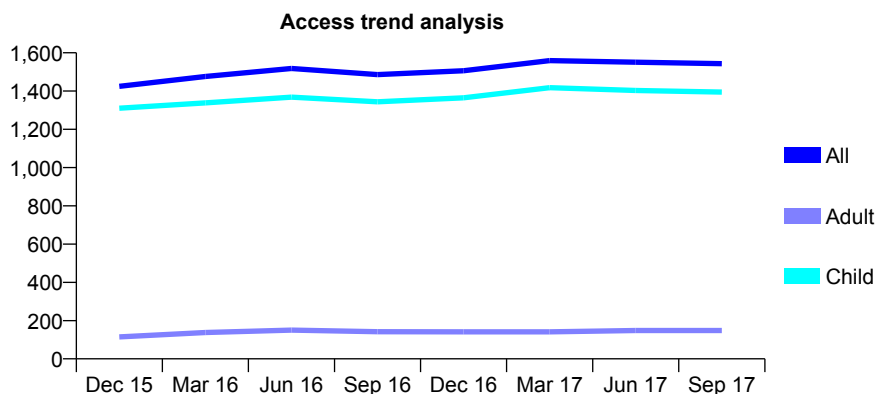
Q69 - Vital Signs At a Glance Contract Report for 163678/0001 - September 2017

Name or company name	Oaktree Dental Practice
Contract type name	GDS Contract
Purpose of contract	General
Contract start date	02/06/2014
Contract end date	

17/18 Contracted general activity (UDA)	2,944
Carry forward general activity (UDA)	29
17/18 Contracted orthodontic activity (UOA)	0
Carry forward orthodontic activity (UOA)	0
Baseline contract value	£52,656.59

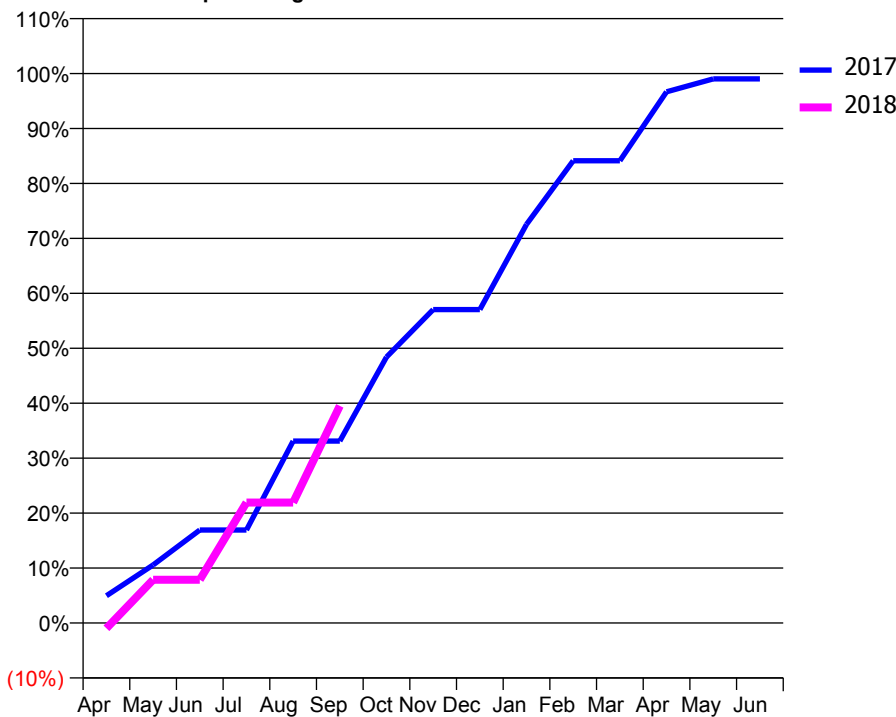
ACCESS*

Patients seen in 24 months	Total	Change since previous quarter
Quarter ending September 2016	1,486	
Quarter ending December 2016	1,506	→
Quarter ending March 2017	1,559	↑
Quarter ending June 2017	1,551	→
Quarter ending September 2017	1,543	→
Variance since September 2016	3.8%	↑



ACTIVITY

Cumulative percentage of contracted UDA delivered 2017 & 2018



Month	Adjusted Scheduled Activity (UDA)	
	2017	2018
April	146	-29
May	311	232
June	498	232
July	498	645
August	975	645
September	975	1,163
October	1,425	
November	1,679	
December	1,679	
January	2,136	
February	2,477	
March	2,477	
April	2,846	
May	2,915	
June	2,915	

QUALITY

	Quantity	Base Number	Contract	AT	Region	England
% of FP17s for the same patient ID Re-attending within 3 months - Children	97	1,357	7.1%	11.3%	11.4%	11.9%
% of FP17s for the same patient ID Re-attending within 3 months - Adults	5	51	9.8%	15.0%	15.7%	15.9%
% of FP17s for the same patient ID Re-attending between 3 & 9 months - Children	916	1,357	67.5%	57.7%	60.6%	58.1%
% of FP17s for the same patient ID Re-attending between 3 & 9 months - Adults	34	51	66.7%	48.5%	52.0%	50.6%
% of FP17s for Band 1 Urgent Courses	38	1,049	3.6%	9.7%	9.6%	9.1%
% of FP17s Relating to Free Repair or Replacements	0	1,049	0.0%	0.7%	0.7%	0.8%
% of FP17s Relating to Continuations	10	1,049	1.0%	0.8%	1.0%	1.1%
% of Patients satisfied with the dentistry they have received	1	1	N/A	92.7%	91.6%	91.4%
% of Patients satisfied with the time they had to wait for an appointment	1	1	N/A	89.7%	87.9%	87.7%

* This is based on patients treated on this contract for their most recent course of treatment. Figures in italics indicate the base number of FP17s or Patient Questionnaire responses are less than 100. N/A is shown where the base number of responses is less than 10 during the period. % is calculated as Quantity/Base number*100

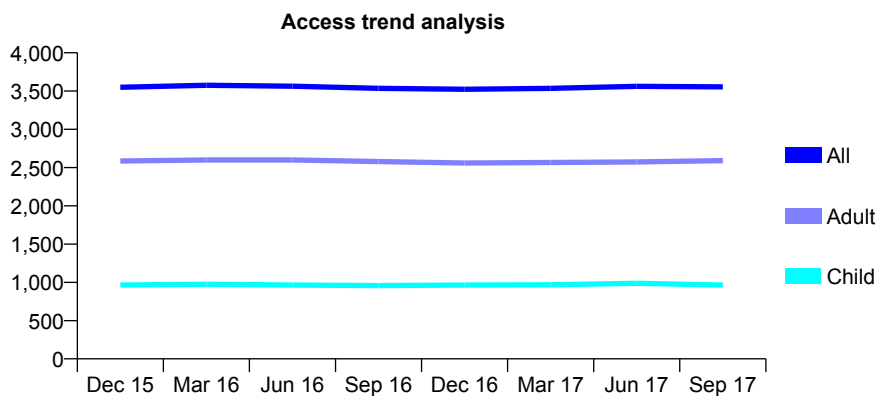
Q69 - Vital Signs At a Glance Contract Report for 164704/0001 - September 2017

Name or company name	White Smiles Ltd
Contract type name	GDS Contract
Purpose of contract	General
Contract start date	15/03/2008
Contract end date	

17/18 Contracted general activity (UDA)	11,033
Carry forward general activity (UDA)	0
17/18 Contracted orthodontic activity (UOA)	0
Carry forward orthodontic activity (UOA)	0
Baseline contract value	£316,430.81

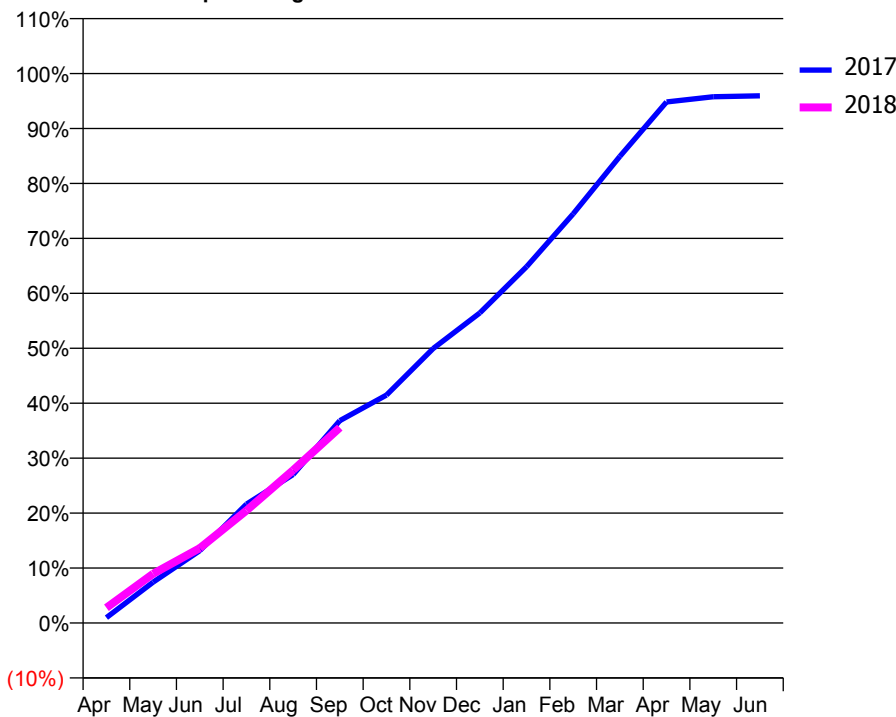
ACCESS*

Patients seen in 24 months	Total	Change since previous quarter
Quarter ending September 2016	3,536	
Quarter ending December 2016	3,523	→
Quarter ending March 2017	3,535	→
Quarter ending June 2017	3,561	→
Quarter ending September 2017	3,554	→
Variance since September 2016	0.5%	→



ACTIVITY

Cumulative percentage of contracted UDA delivered 2017 & 2018



Adjusted Scheduled Activity (UDA)

Month	2017	2018
April	107	305
May	821	988
June	1,452	1,503
July	2,387	2,258
August	2,982	3,070
September	4,064	3,923
October	4,577	
November	5,511	
December	6,227	
January	7,152	
February	8,216	
March	9,368	
April	10,462	
May	10,565	
June	10,584	

QUALITY

	Quantity	Base Number	Contract	AT	Region	England
% of FP17s for the same patient ID Re-attending within 3 months - Children	66	758	8.7%	11.3%	11.4%	11.9%
% of FP17s for the same patient ID Re-attending within 3 months - Adults	154	1,641	9.4%	15.0%	15.7%	15.9%
% of FP17s for the same patient ID Re-attending between 3 & 9 months - Children	461	758	60.8%	57.7%	60.6%	58.1%
% of FP17s for the same patient ID Re-attending between 3 & 9 months - Adults	914	1,641	55.7%	48.5%	52.0%	50.6%
% of FP17s for Band 1 Urgent Courses	149	2,033	7.3%	9.7%	9.6%	9.1%
% of FP17s Relating to Free Repair or Replacements	5	2,033	0.2%	0.7%	0.7%	0.8%
% of FP17s Relating to Continuations	0	2,033	0.0%	0.8%	1.0%	1.1%
% of Patients satisfied with the dentistry they have received	11	11	100.0%	92.7%	91.6%	91.4%
% of Patients satisfied with the time they had to wait for an appointment	11	11	100.0%	89.7%	87.9%	87.7%

* This is based on patients treated on this contract for their most recent course of treatment. Figures in italics indicate the base number of FP17s or Patient Questionnaire responses are less than 100. N/A is shown where the base number of responses is less than 10 during the period. % is calculated as Quantity/Base number*100

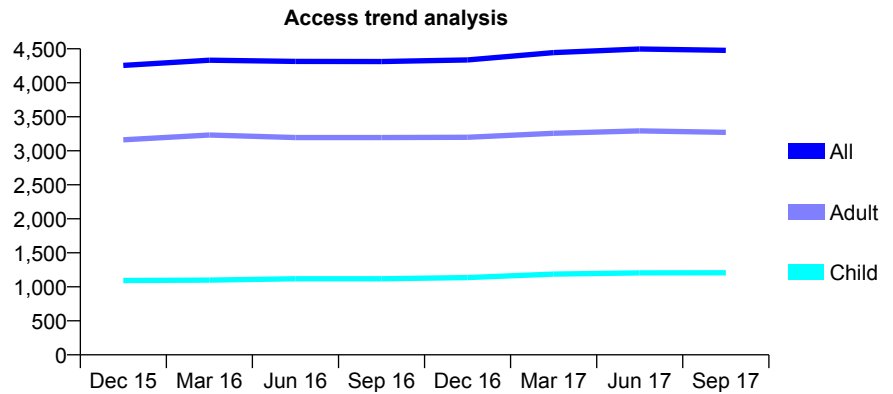
Q69 - Vital Signs At a Glance Contract Report for 165328/0001 - September 2017

Name or company name	Scandic Dental Care
Contract type name	GDS Contract
Purpose of contract	General
Contract start date	01/11/2011
Contract end date	

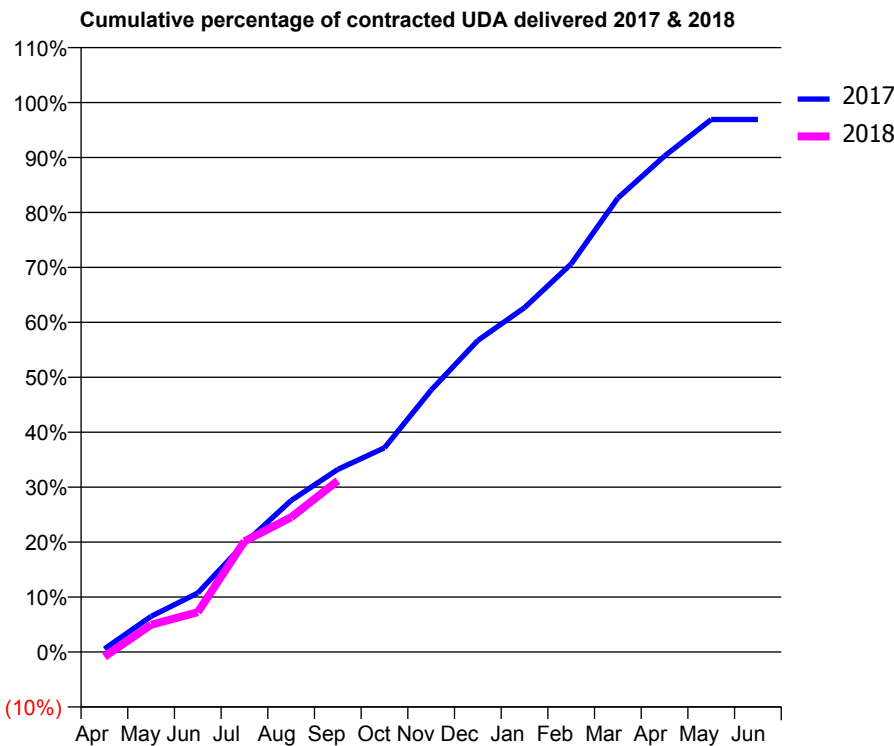
17/18 Contracted general activity (UDA)	17,011
Carry forward general activity (UDA)	525
17/18 Contracted orthodontic activity (UOA)	0
Carry forward orthodontic activity (UOA)	0
Baseline contract value	£468,656.26

ACCESS*

Patients seen in 24 months	Total	Change since previous quarter
Quarter ending September 2016	4,313	
Quarter ending December 2016	4,336	→
Quarter ending March 2017	4,445	↑
Quarter ending June 2017	4,498	→
Quarter ending September 2017	4,478	→
Variance since September 2016	3.8%	↑



ACTIVITY



Month	Adjusted Scheduled Activity (UDA)	
	2017	2018
April	96	-152
May	1,103	842
June	1,828	1,234
July	3,363	3,430
August	4,693	4,169
September	5,653	5,302
October	6,321	
November	8,110	
December	9,643	
January	10,659	
February	12,013	
March	14,053	
April	15,356	
May	16,485	
June	16,486	

QUALITY

	Quantity	Base Number	Contract	AT	Region	England
% of FP17s for the same patient ID Re-attending within 3 months - Children	43	822	5.2%	11.3%	11.4%	11.9%
% of FP17s for the same patient ID Re-attending within 3 months - Adults	283	2,141	13.2%	15.0%	15.7%	15.9%
% of FP17s for the same patient ID Re-attending between 3 & 9 months - Children	438	822	53.3%	57.7%	60.6%	58.1%
% of FP17s for the same patient ID Re-attending between 3 & 9 months - Adults	1,061	2,141	49.6%	48.5%	52.0%	50.6%
% of FP17s for Band 1 Urgent Courses	219	2,347	9.3%	9.7%	9.6%	9.1%
% of FP17s Relating to Free Repair or Replacements	13	2,347	0.6%	0.7%	0.7%	0.8%
% of FP17s Relating to Continuations	1	2,347	0.0%	0.8%	1.0%	1.1%
% of Patients satisfied with the dentistry they have received	12	13	92.3%	92.7%	91.6%	91.4%
% of Patients satisfied with the time they had to wait for an appointment	11	13	84.6%	89.7%	87.9%	87.7%

* This is based on patients treated on this contract for their most recent course of treatment. Figures in italics indicate the base number of FP17s or Patient Questionnaire responses are less than 100. N/A is shown where the base number of responses is less than 10 during the period. % is calculated as Quantity/Base number*100

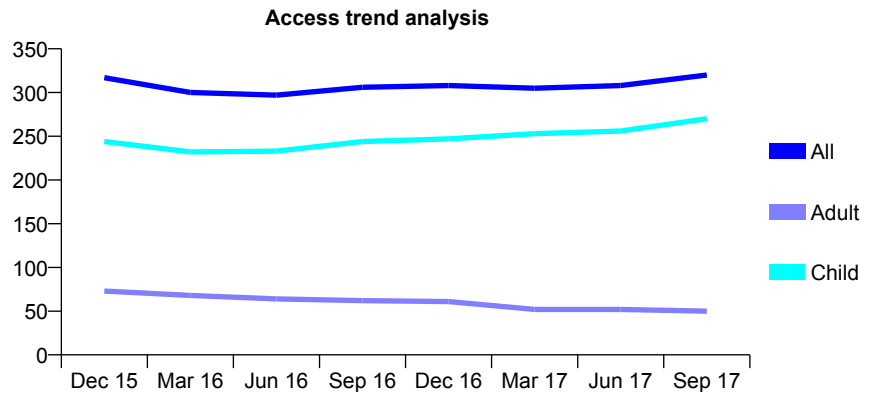
Q69 - Vital Signs At a Glance Contract Report for 166065/0001 - September 2017

Name or company name	The Elms Dental Practice
Contract type name	GDS Contract
Purpose of contract	General
Contract start date	01/04/2011
Contract end date	

17/18 Contracted general activity (UDA)	840
Carry forward general activity (UDA)	-7
17/18 Contracted orthodontic activity (UOA)	0
Carry forward orthodontic activity (UOA)	0
Baseline contract value	£19,790.45

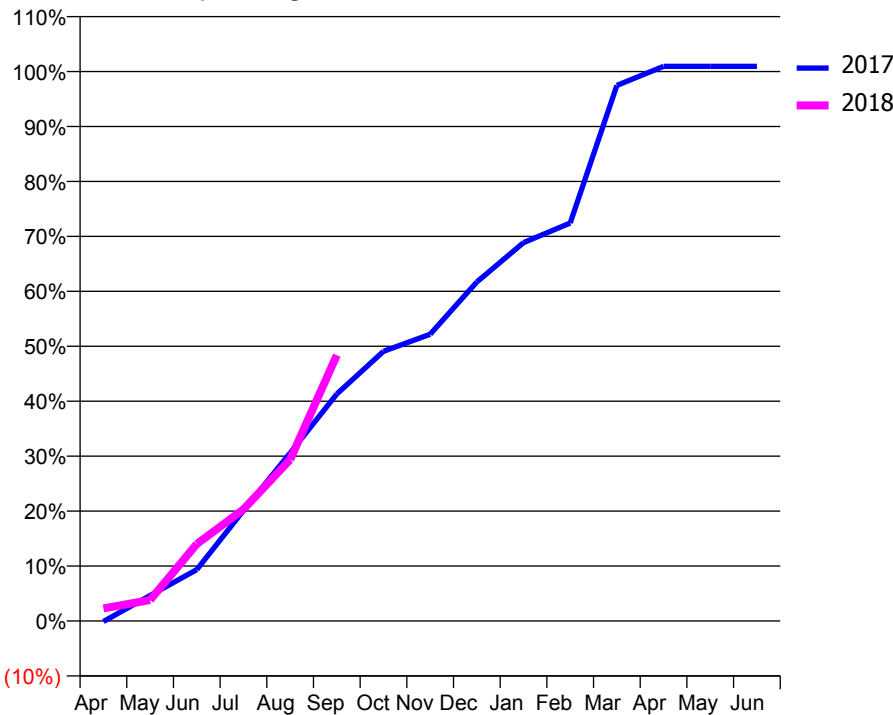
ACCESS*

Patients seen in 24 months	Total	Change since previous quarter
Quarter ending September 2016	306	
Quarter ending December 2016	308	→
Quarter ending March 2017	305	→
Quarter ending June 2017	308	→
Quarter ending September 2017	320	↑
Variance since September 2016	4.6%	↑



ACTIVITY

Cumulative percentage of contracted UDA delivered 2017 & 2018



Month	Adjusted Scheduled Activity (UDA)	
	2017	2018
April	-1	19
May	39	32
June	79	118
July	169	171
August	257	247
September	347	406
October	412	
November	438	
December	518	
January	578	
February	608	
March	819	
April	848	
May	848	
June	848	

QUALITY

	Quantity	Base Number	Contract	AT	Region	England
% of FP17s for the same patient ID Re-attending within 3 months - Children	21	242	8.7%	11.3%	11.4%	11.9%
% of FP17s for the same patient ID Re-attending within 3 months - Adults	1	27	3.7%	15.0%	15.7%	15.9%
% of FP17s for the same patient ID Re-attending between 3 & 9 months - Children	170	242	70.2%	57.7%	60.6%	58.1%
% of FP17s for the same patient ID Re-attending between 3 & 9 months - Adults	20	27	74.1%	48.5%	52.0%	50.6%
% of FP17s for Band 1 Urgent Courses	7	250	2.8%	9.7%	9.6%	9.1%
% of FP17s Relating to Free Repair or Replacements	0	250	0.0%	0.7%	0.7%	0.8%
% of FP17s Relating to Continuations	0	250	0.0%	0.8%	1.0%	1.1%
% of Patients satisfied with the dentistry they have received	0	0	N/A	92.7%	91.6%	91.4%
% of Patients satisfied with the time they had to wait for an appointment	0	0	N/A	89.7%	87.9%	87.7%

* This is based on patients treated on this contract for their most recent course of treatment. Figures in italics indicate the base number of FP17s or Patient Questionnaire responses are less than 100. N/A is shown where the base number of responses is less than 10 during the period. % is calculated as Quantity/Base number*100

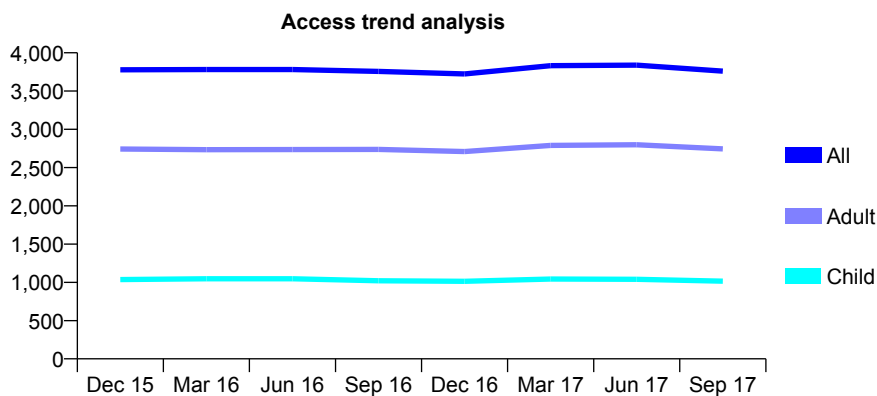
Q69 - Vital Signs At a Glance Contract Report for 166162/0001 - September 2017

Name or company name	Cressex Dental Practice
Contract type name	GDS Contract
Purpose of contract	General
Contract start date	02/08/2013
Contract end date	

17/18 Contracted general activity (UDA)	11,710
Carry forward general activity (UDA)	110
17/18 Contracted orthodontic activity (UOA)	0
Carry forward orthodontic activity (UOA)	0
Baseline contract value	£355,971.06

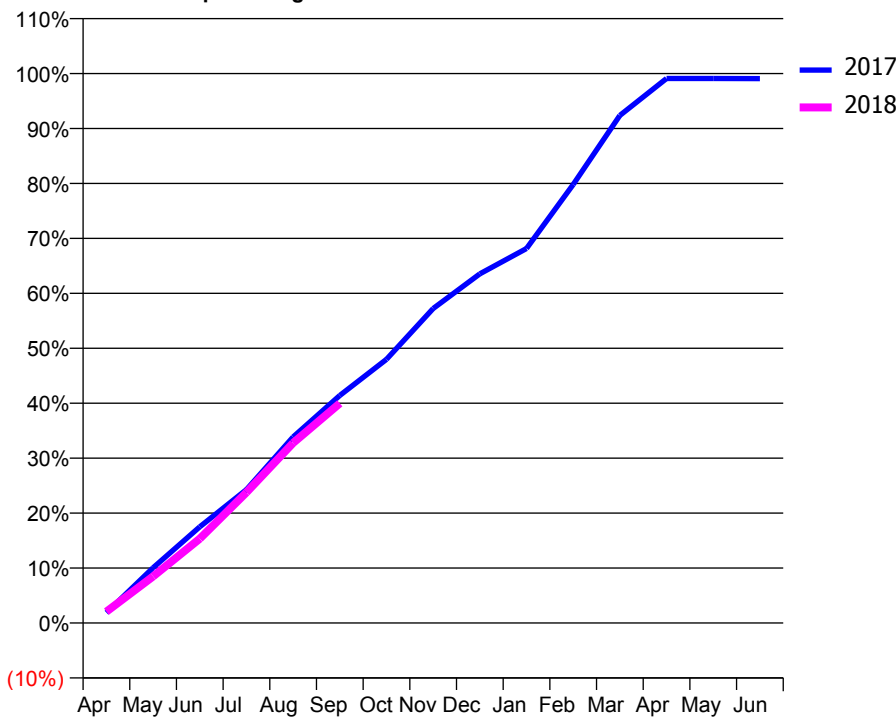
ACCESS*

Patients seen in 24 months	Total	Change since previous quarter
Quarter ending September 2016	3,757	
Quarter ending December 2016	3,724	→
Quarter ending March 2017	3,832	↑
Quarter ending June 2017	3,839	→
Quarter ending September 2017	3,761	↓
Variance since September 2016	0.1%	→



ACTIVITY

Cumulative percentage of contracted UDA delivered 2017 & 2018



Adjusted Scheduled Activity (UDA)

Month	2017	2018
April	226	244
May	1,203	994
June	2,091	1,797
July	2,900	2,782
August	4,046	3,837
September	4,945	4,681
October	5,731	
November	6,835	
December	7,590	
January	8,141	
February	9,532	
March	11,033	
April	11,835	
May	11,835	
June	11,834	

QUALITY

	Quantity	Base Number	Contract	AT	Region	England
% of FP17s for the same patient ID Re-attending within 3 months - Children	57	901	6.3%	11.3%	11.4%	11.9%
% of FP17s for the same patient ID Re-attending within 3 months - Adults	294	2,000	14.7%	15.0%	15.7%	15.9%
% of FP17s for the same patient ID Re-attending between 3 & 9 months - Children	632	901	70.1%	57.7%	60.6%	58.1%
% of FP17s for the same patient ID Re-attending between 3 & 9 months - Adults	1,170	2,000	58.5%	48.5%	52.0%	50.6%
% of FP17s for Band 1 Urgent Courses	190	2,632	7.2%	9.7%	9.6%	9.1%
% of FP17s Relating to Free Repair or Replacements	12	2,632	0.5%	0.7%	0.7%	0.8%
% of FP17s Relating to Continuations	43	2,632	1.6%	0.8%	1.0%	1.1%
% of Patients satisfied with the dentistry they have received	7	9	N/A	92.7%	91.6%	91.4%
% of Patients satisfied with the time they had to wait for an appointment	8	9	N/A	89.7%	87.9%	87.7%

* This is based on patients treated on this contract for their most recent course of treatment. Figures in italics indicate the base number of FP17s or Patient Questionnaire responses are less than 100. N/A is shown where the base number of responses is less than 10 during the period. % is calculated as Quantity/Base number*100

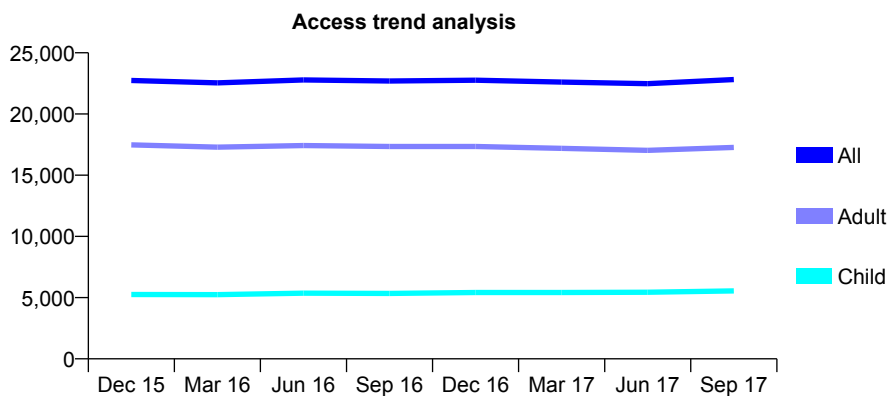
Q69 - Vital Signs At a Glance Contract Report for 166413/0001 - September 2017

Name or company name	ALAN LEWIS & ASSOCIATES LTD
Contract type name	GDS Contract
Purpose of contract	General
Contract start date	27/11/2009
Contract end date	

17/18 Contracted general activity (UDA)	59,263
Carry forward general activity (UDA)	-161
17/18 Contracted orthodontic activity (UOA)	0
Carry forward orthodontic activity (UOA)	0
Baseline contract value	£1,604,350.46

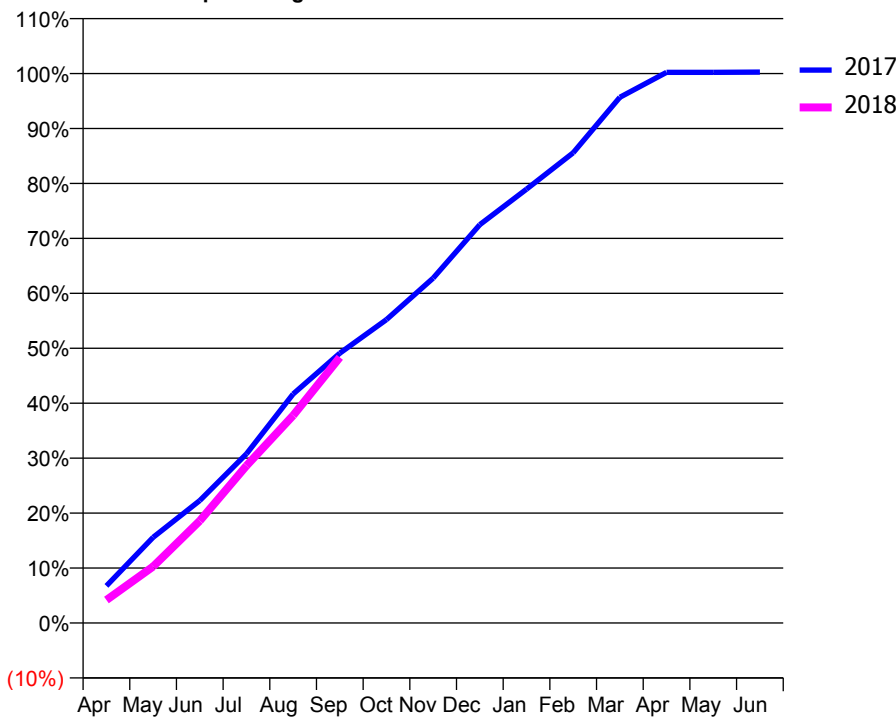
ACCESS*

Patients seen in 24 months	Total	Change since previous quarter
Quarter ending September 2016	22,694	
Quarter ending December 2016	22,763	→
Quarter ending March 2017	22,611	→
Quarter ending June 2017	22,478	→
Quarter ending September 2017	22,814	→
Variance since September 2016	0.5%	→



ACTIVITY

Cumulative percentage of contracted UDA delivered 2017 & 2018



Month	Adjusted Scheduled Activity (UDA)	
	2017	2018
April	4,321	2,484
May	9,983	6,090
June	14,274	11,023
July	19,702	16,970
August	26,675	22,382
September	31,425	28,660
October	35,346	
November	40,173	
December	46,401	
January	50,532	
February	54,773	
March	61,234	
April	64,134	
May	64,142	
June	64,167	

QUALITY

	Quantity	Base Number	Contract	AT	Region	England
% of FP17s for the same patient ID Re-attending within 3 months - Children	227	3,866	5.9%	11.3%	11.4%	11.9%
% of FP17s for the same patient ID Re-attending within 3 months - Adults	1,126	10,172	11.1%	15.0%	15.7%	15.9%
% of FP17s for the same patient ID Re-attending between 3 & 9 months - Children	1,946	3,866	50.3%	57.7%	60.6%	58.1%
% of FP17s for the same patient ID Re-attending between 3 & 9 months - Adults	4,606	10,172	45.3%	48.5%	52.0%	50.6%
% of FP17s for Band 1 Urgent Courses	1,160	12,894	9.0%	9.7%	9.6%	9.1%
% of FP17s Relating to Free Repair or Replacements	90	12,894	0.7%	0.7%	0.7%	0.8%
% of FP17s Relating to Continuations	38	12,894	0.3%	0.8%	1.0%	1.1%
% of Patients satisfied with the dentistry they have received	22	25	88.0%	92.7%	91.6%	91.4%
% of Patients satisfied with the time they had to wait for an appointment	21	25	84.0%	89.7%	87.9%	87.7%

* This is based on patients treated on this contract for their most recent course of treatment. Figures in italics indicate the base number of FP17s or Patient Questionnaire responses are less than 100. N/A is shown where the base number of responses is less than 10 during the period. % is calculated as Quantity/Base number*100

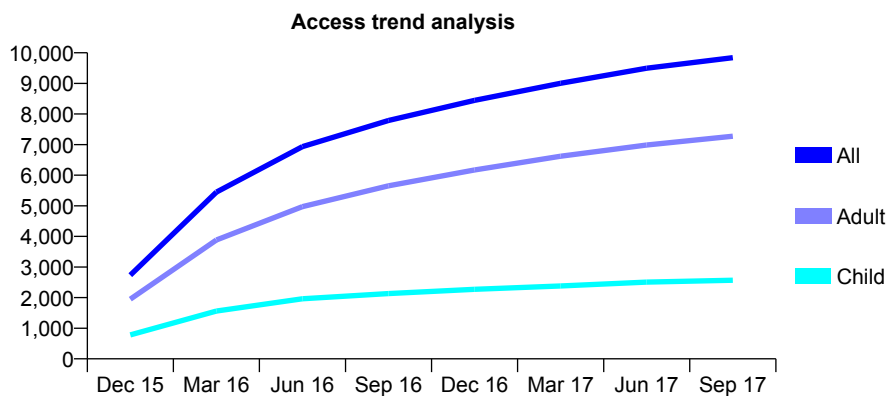
Q69 - Vital Signs At a Glance Contract Report for 166847/0001 - September 2017

Name or company name	Ratti GDS Contract Partnership
Contract type name	GDS Contract
Purpose of contract	General
Contract start date	01/10/2015
Contract end date	

17/18 Contracted general activity (UDA)	25,867
Carry forward general activity (UDA)	-91
17/18 Contracted orthodontic activity (UOA)	0
Carry forward orthodontic activity (UOA)	0
Baseline contract value	£619,180.41

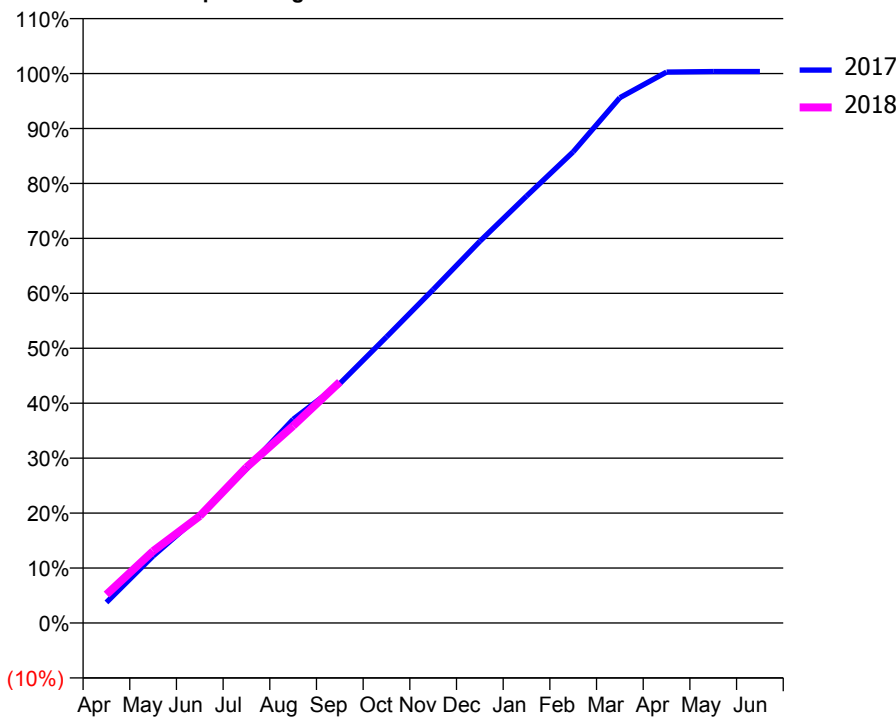
ACCESS*

Patients seen in 24 months	Total	Change since previous quarter
Quarter ending September 2016	7,790	
Quarter ending December 2016	8,446	↑
Quarter ending March 2017	9,004	↑
Quarter ending June 2017	9,496	↑
Quarter ending September 2017	9,843	↑
Variance since September 2016	26.4%	↑



ACTIVITY

Cumulative percentage of contracted UDA delivered 2017 & 2018



Month	Adjusted Scheduled Activity (UDA)	
	2017	2018
April	970	1,342
May	3,156	3,388
June	5,066	5,038
July	7,251	7,326
August	9,590	9,283
September	11,271	11,344
October	13,468	
November	15,698	
December	17,965	
January	20,093	
February	22,181	
March	24,731	
April	25,933	
May	25,956	
June	25,958	

QUALITY

	Quantity	Base Number	Contract	AT	Region	England
% of FP17s for the same patient ID Re-attending within 3 months - Children	155	2,005	7.7%	11.3%	11.4%	11.9%
% of FP17s for the same patient ID Re-attending within 3 months - Adults	688	5,014	13.7%	15.0%	15.7%	15.9%
% of FP17s for the same patient ID Re-attending between 3 & 9 months - Children	1,196	2,005	59.7%	57.7%	60.6%	58.1%
% of FP17s for the same patient ID Re-attending between 3 & 9 months - Adults	2,642	5,014	52.7%	48.5%	52.0%	50.6%
% of FP17s for Band 1 Urgent Courses	362	6,396	5.7%	9.7%	9.6%	9.1%
% of FP17s Relating to Free Repair or Replacements	77	6,396	1.2%	0.7%	0.7%	0.8%
% of FP17s Relating to Continuations	84	6,396	1.3%	0.8%	1.0%	1.1%
% of Patients satisfied with the dentistry they have received	25	25	100.0%	92.7%	91.6%	91.4%
% of Patients satisfied with the time they had to wait for an appointment	23	25	92.0%	89.7%	87.9%	87.7%

* This is based on patients treated on this contract for their most recent course of treatment. Figures in italics indicate the base number of FP17s or Patient Questionnaire responses are less than 100. N/A is shown where the base number of responses is less than 10 during the period. % is calculated as Quantity/Base number*100

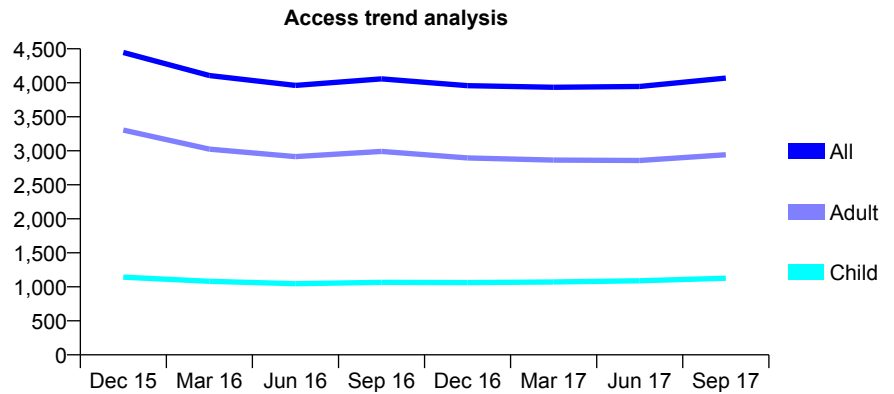
Q69 - Vital Signs At a Glance Contract Report for 167320/0001 - September 2017

Name or company name	MANOR DENTAL CARE
Contract type name	GDS Contract
Purpose of contract	General
Contract start date	01/06/2011
Contract end date	

17/18 Contracted general activity (UDA)	15,661
Carry forward general activity (UDA)	0
17/18 Contracted orthodontic activity (UOA)	0
Carry forward orthodontic activity (UOA)	0
Baseline contract value	£447,514.76

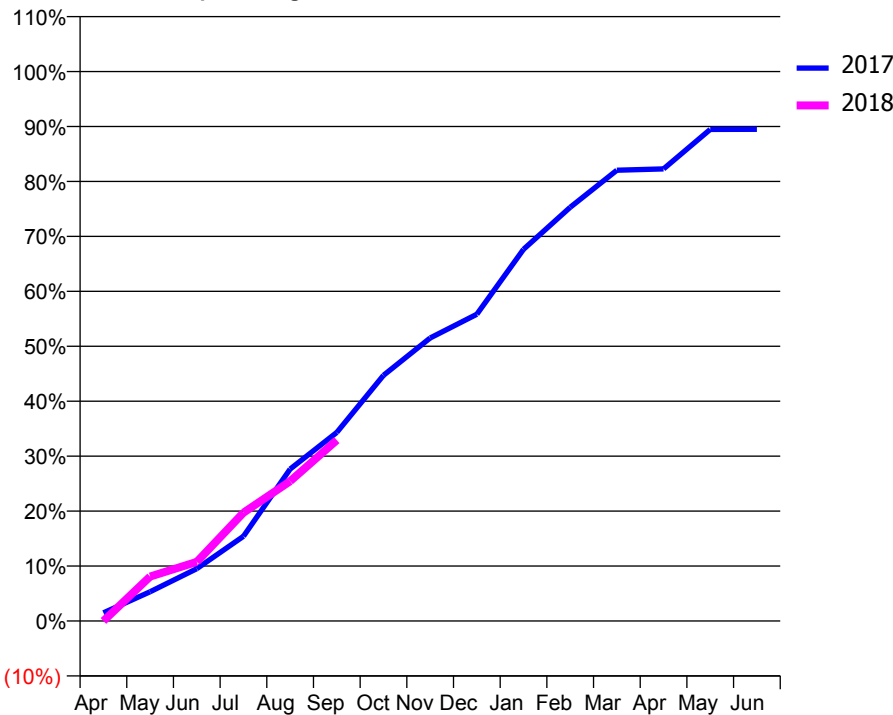
ACCESS*

Patients seen in 24 months	Total	Change since previous quarter
Quarter ending September 2016	4,058	
Quarter ending December 2016	3,957	↓
Quarter ending March 2017	3,934	→
Quarter ending June 2017	3,947	→
Quarter ending September 2017	4,069	↑
Variance since September 2016	0.3%	→



ACTIVITY

Cumulative percentage of contracted UDA delivered 2017 & 2018



Month	Adjusted Scheduled Activity (UDA)	
	2017	2018
April	233	0
May	834	1,269
June	1,493	1,686
July	2,415	3,086
August	4,329	3,987
September	5,376	5,155
October	7,003	
November	8,067	
December	8,742	
January	10,594	
February	11,791	
March	12,847	
April	12,884	
May	14,012	
June	14,013	

QUALITY

	Quantity	Base Number	Contract	AT	Region	England
% of FP17s for the same patient ID Re-attending within 3 months - Children	76	781	9.7%	11.3%	11.4%	11.9%
% of FP17s for the same patient ID Re-attending within 3 months - Adults	251	1,709	14.7%	15.0%	15.7%	15.9%
% of FP17s for the same patient ID Re-attending between 3 & 9 months - Children	403	781	51.6%	57.7%	60.6%	58.1%
% of FP17s for the same patient ID Re-attending between 3 & 9 months - Adults	743	1,709	43.5%	48.5%	52.0%	50.6%
% of FP17s for Band 1 Urgent Courses	215	2,056	10.5%	9.7%	9.6%	9.1%
% of FP17s Relating to Free Repair or Replacements	9	2,056	0.4%	0.7%	0.7%	0.8%
% of FP17s Relating to Continuations	44	2,056	2.1%	0.8%	1.0%	1.1%
% of Patients satisfied with the dentistry they have received	0	2	N/A	92.7%	91.6%	91.4%
% of Patients satisfied with the time they had to wait for an appointment	0	2	N/A	89.7%	87.9%	87.7%

* This is based on patients treated on this contract for their most recent course of treatment. Figures in italics indicate the base number of FP17s or Patient Questionnaire responses are less than 100. N/A is shown where the base number of responses is less than 10 during the period. % is calculated as Quantity/Base number*100

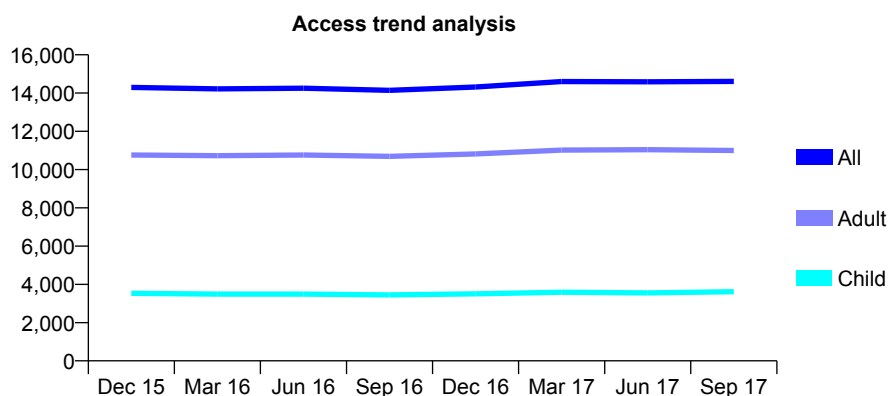
Q69 - Vital Signs At a Glance Contract Report for 167746/0001 - September 2017

Name or company name	Chipping Norton Dental Practice Limited
Contract type name	GDS Contract
Purpose of contract	General
Contract start date	01/09/2007
Contract end date	

17/18 Contracted general activity (UDA)	35,904
Carry forward general activity (UDA)	-207
17/18 Contracted orthodontic activity (UOA)	0
Carry forward orthodontic activity (UOA)	0
Baseline contract value	£863,280.91

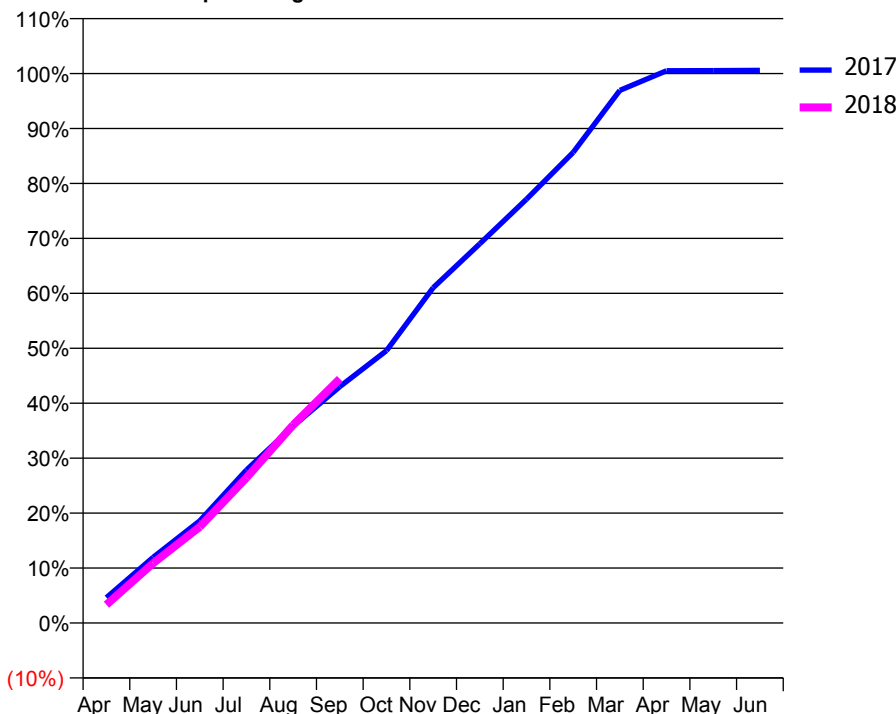
ACCESS*

Patients seen in 24 months	Total	Change since previous quarter
Quarter ending September 2016	14,141	
Quarter ending December 2016	14,319	→
Quarter ending March 2017	14,604	→
Quarter ending June 2017	14,587	→
Quarter ending September 2017	14,608	→
Variance since September 2016	3.3%	↑



ACTIVITY

Cumulative percentage of contracted UDA delivered 2017 & 2018



QUALITY

	Quantity	Base Number	Contract	AT	Region	England
% of FP17s for the same patient ID Re-attending within 3 months - Children	138	2,389	5.8%	11.3%	11.4%	11.9%
% of FP17s for the same patient ID Re-attending within 3 months - Adults	830	6,459	12.9%	15.0%	15.7%	15.9%
% of FP17s for the same patient ID Re-attending between 3 & 9 months - Children	1,315	2,389	55.0%	57.7%	60.6%	58.1%
% of FP17s for the same patient ID Re-attending between 3 & 9 months - Adults	3,272	6,459	50.7%	48.5%	52.0%	50.6%
% of FP17s for Band 1 Urgent Courses	550	8,173	6.7%	9.7%	9.6%	9.1%
% of FP17s Relating to Free Repair or Replacements	75	8,173	0.9%	0.7%	0.7%	0.8%
% of FP17s Relating to Continuations	24	8,173	0.3%	0.8%	1.0%	1.1%
% of Patients satisfied with the dentistry they have received	22	22	100.0%	92.7%	91.6%	91.4%
% of Patients satisfied with the time they had to wait for an appointment	22	22	100.0%	89.7%	87.9%	87.7%

* This is based on patients treated on this contract for their most recent course of treatment. Figures in italics indicate the base number of FP17s or Patient Questionnaire responses are less than 100. N/A is shown where the base number of responses is less than 10 during the period. % is calculated as Quantity/Base number*100

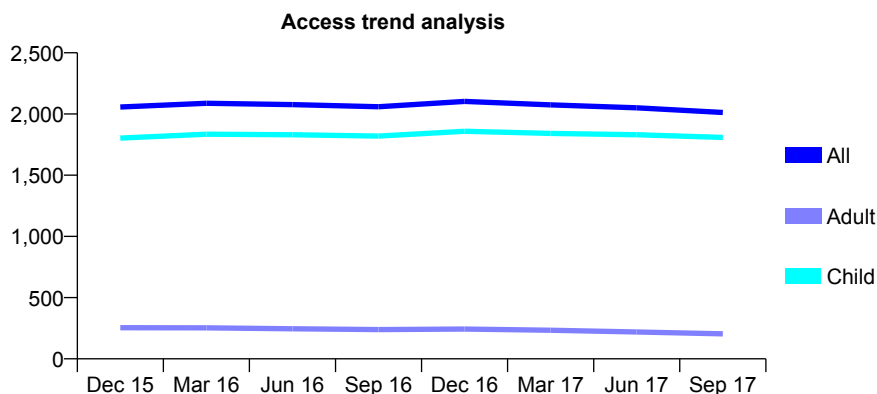
Q69 - Vital Signs At a Glance Contract Report for 169153/0001 - September 2017

Name or company name	Prospect Street Dental Practice
Contract type name	GDS Contract
Purpose of contract	General
Contract start date	27/11/2013
Contract end date	

17/18 Contracted general activity (UDA)	3,522
Carry forward general activity (UDA)	0
17/18 Contracted orthodontic activity (UOA)	0
Carry forward orthodontic activity (UOA)	0
Baseline contract value	£80,321.75

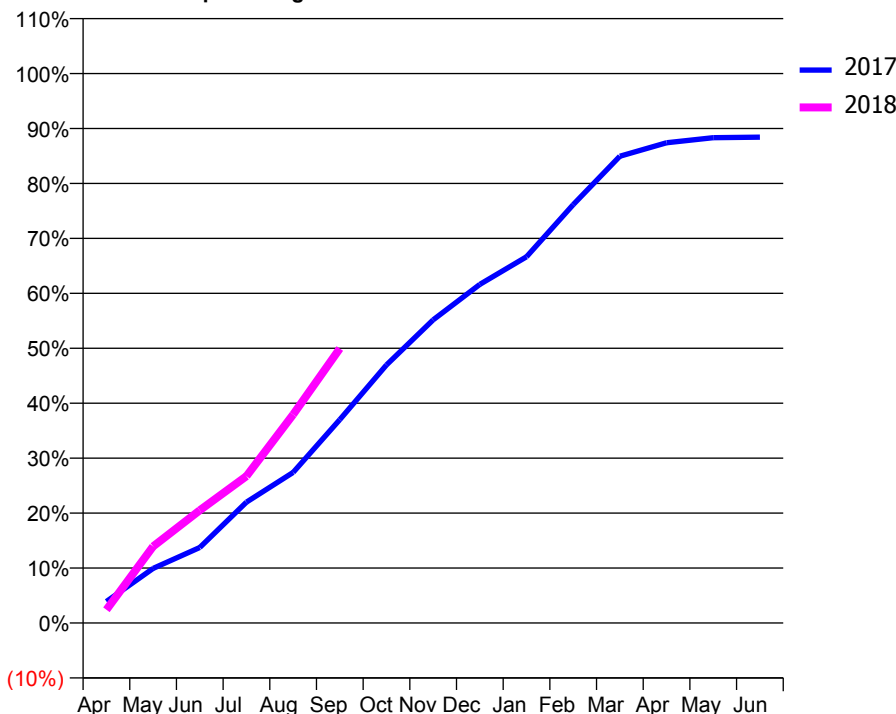
ACCESS*

Patients seen in 24 months	Total	Change since previous quarter
Quarter ending September 2016	2,059	
Quarter ending December 2016	2,103	↑
Quarter ending March 2017	2,075	↓
Quarter ending June 2017	2,051	↓
Quarter ending September 2017	2,013	↓
Variance since September 2016	(2.2%)	↓



ACTIVITY

Cumulative percentage of contracted UDA delivered 2017 & 2018



Month	Adjusted Scheduled Activity (UDA)	
	2017	2018
April	138	85
May	350	491
June	484	723
July	775	941
August	966	1,337
September	1,304	1,759
October	1,654	
November	1,943	
December	2,170	
January	2,347	
February	2,682	
March	2,991	
April	3,078	
May	3,110	
June	3,114	

QUALITY

	Quantity	Base Number	Contract	AT	Region	England
% of FP17s for the same patient ID Re-attending within 3 months - Children	73	1,376	5.3%	11.3%	11.4%	11.9%
% of FP17s for the same patient ID Re-attending within 3 months - Adults	0	61	0.0%	15.0%	15.7%	15.9%
% of FP17s for the same patient ID Re-attending between 3 & 9 months - Children	889	1,376	64.6%	57.7%	60.6%	58.1%
% of FP17s for the same patient ID Re-attending between 3 & 9 months - Adults	36	61	59.0%	48.5%	52.0%	50.6%
% of FP17s for Band 1 Urgent Courses	31	1,341	2.3%	9.7%	9.6%	9.1%
% of FP17s Relating to Free Repair or Replacements	0	1,341	0.0%	0.7%	0.7%	0.8%
% of FP17s Relating to Continuations	0	1,341	0.0%	0.8%	1.0%	1.1%
% of Patients satisfied with the dentistry they have received	3	3	N/A	92.7%	91.6%	91.4%
% of Patients satisfied with the time they had to wait for an appointment	3	3	N/A	89.7%	87.9%	87.7%

* This is based on patients treated on this contract for their most recent course of treatment. Figures in italics indicate the base number of FP17s or Patient Questionnaire responses are less than 100. N/A is shown where the base number of responses is less than 10 during the period. % is calculated as Quantity/Base number*100

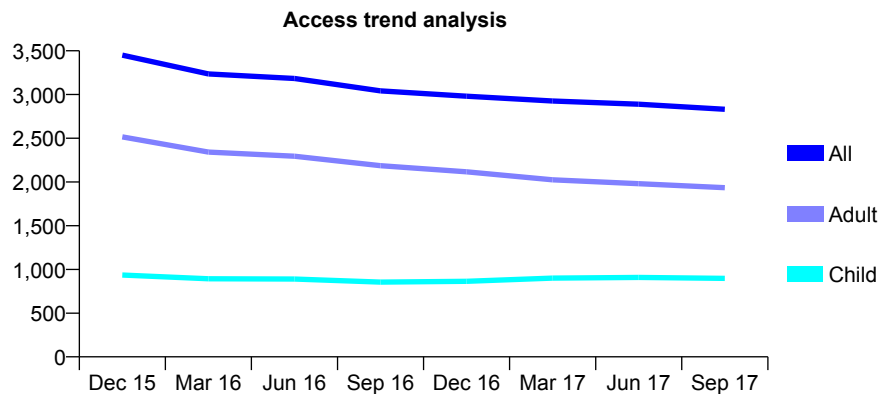
Q69 - Vital Signs At a Glance Contract Report for 169641/0001 - September 2017

Name or company name	Market Square Dental Practice
Contract type name	GDS Contract
Purpose of contract	General
Contract start date	01/06/2009
Contract end date	

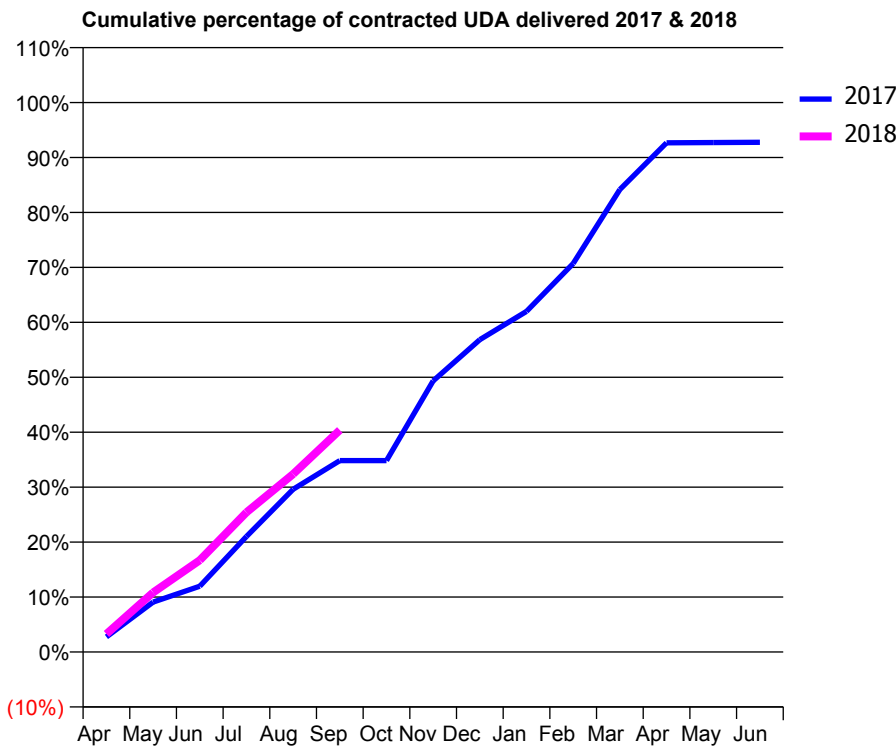
17/18 Contracted general activity (UDA)	8,424
Carry forward general activity (UDA)	0
17/18 Contracted orthodontic activity (UOA)	0
Carry forward orthodontic activity (UOA)	0
Baseline contract value	£201,405.48

ACCESS*

Patients seen in 24 months	Total	Change since previous quarter
Quarter ending September 2016	3,041	
Quarter ending December 2016	2,980	↓
Quarter ending March 2017	2,926	↓
Quarter ending June 2017	2,889	↓
Quarter ending September 2017	2,831	↓
Variance since September 2016	(6.9%)	↓



ACTIVITY



Month	Adjusted Scheduled Activity (UDA)	
	2017	2018
April	256	278
May	841	913
June	1,109	1,408
July	1,948	2,141
August	2,743	2,729
September	3,226	3,404
October	3,226	
November	4,570	
December	5,264	
January	5,741	
February	6,547	
March	7,794	
April	8,581	
May	8,587	
June	8,591	

QUALITY

	Quantity	Base Number	Contract	AT	Region	England
% of FP17s for the same patient ID Re-attending within 3 months - Children	62	711	8.7%	11.3%	11.4%	11.9%
% of FP17s for the same patient ID Re-attending within 3 months - Adults	231	1,464	15.8%	15.0%	15.7%	15.9%
% of FP17s for the same patient ID Re-attending between 3 & 9 months - Children	471	711	66.2%	57.7%	60.6%	58.1%
% of FP17s for the same patient ID Re-attending between 3 & 9 months - Adults	868	1,464	59.3%	48.5%	52.0%	50.6%
% of FP17s for Band 1 Urgent Courses	187	1,896	9.9%	9.7%	9.6%	9.1%
% of FP17s Relating to Free Repair or Replacements	15	1,896	0.8%	0.7%	0.7%	0.8%
% of FP17s Relating to Continuations	3	1,896	0.2%	0.8%	1.0%	1.1%
% of Patients satisfied with the dentistry they have received	5	6	N/A	92.7%	91.6%	91.4%
% of Patients satisfied with the time they had to wait for an appointment	5	6	N/A	89.7%	87.9%	87.7%

* This is based on patients treated on this contract for their most recent course of treatment. Figures in italics indicate the base number of FP17s or Patient Questionnaire responses are less than 100. N/A is shown where the base number of responses is less than 10 during the period. % is calculated as Quantity/Base number*100

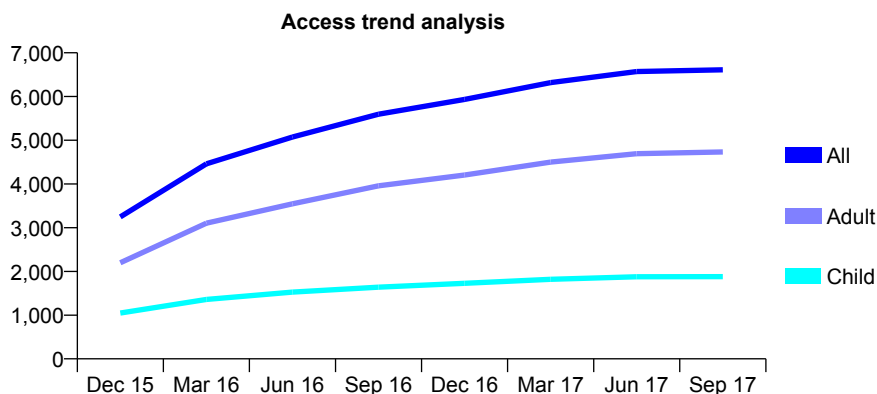
Q69 - Vital Signs At a Glance Contract Report for 173061/0001 - September 2017

Name or company name	The Dental Centre Carterton Practice
Contract type name	GDS Contract
Purpose of contract	General
Contract start date	01/09/2015
Contract end date	

17/18 Contracted general activity (UDA)	16,735
Carry forward general activity (UDA)	-334
17/18 Contracted orthodontic activity (UOA)	0
Carry forward orthodontic activity (UOA)	0
Baseline contract value	£400,709.31

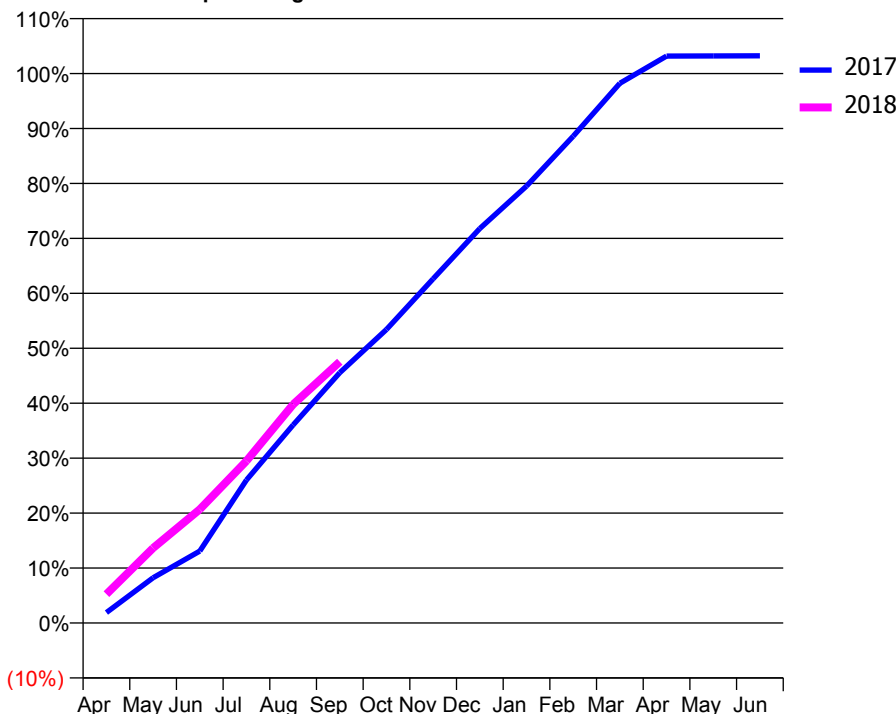
ACCESS*

Patients seen in 24 months	Total	Change since previous quarter
Quarter ending September 2016	5,596	
Quarter ending December 2016	5,935	↑
Quarter ending March 2017	6,317	↑
Quarter ending June 2017	6,570	↑
Quarter ending September 2017	6,612	→
Variance since September 2016	18.2%	↑



ACTIVITY

Cumulative percentage of contracted UDA delivered 2017 & 2018



Month	Adjusted Scheduled Activity (UDA)	
	2017	2018
April	318	877
May	1,379	2,286
June	2,189	3,464
July	4,355	4,938
August	6,034	6,659
September	7,624	7,960
October	8,942	
November	10,484	
December	12,015	
January	13,305	
February	14,824	
March	16,438	
April	17,265	
May	17,268	
June	17,273	

QUALITY

	Quantity	Base Number	Contract	AT	Region	England
% of FP17s for the same patient ID Re-attending within 3 months - Children	208	1,581	13.2%	11.3%	11.4%	11.9%
% of FP17s for the same patient ID Re-attending within 3 months - Adults	470	3,218	14.6%	15.0%	15.7%	15.9%
% of FP17s for the same patient ID Re-attending between 3 & 9 months - Children	943	1,581	59.6%	57.7%	60.6%	58.1%
% of FP17s for the same patient ID Re-attending between 3 & 9 months - Adults	1,724	3,218	53.6%	48.5%	52.0%	50.6%
% of FP17s for Band 1 Urgent Courses	354	3,936	9.0%	9.7%	9.6%	9.1%
% of FP17s Relating to Free Repair or Replacements	53	3,936	1.3%	0.7%	0.7%	0.8%
% of FP17s Relating to Continuations	17	3,936	0.4%	0.8%	1.0%	1.1%
% of Patients satisfied with the dentistry they have received	5	6	N/A	92.7%	91.6%	91.4%
% of Patients satisfied with the time they had to wait for an appointment	6	6	N/A	89.7%	87.9%	87.7%

* This is based on patients treated on this contract for their most recent course of treatment. Figures in italics indicate the base number of FP17s or Patient Questionnaire responses are less than 100. N/A is shown where the base number of responses is less than 10 during the period. % is calculated as Quantity/Base number*100

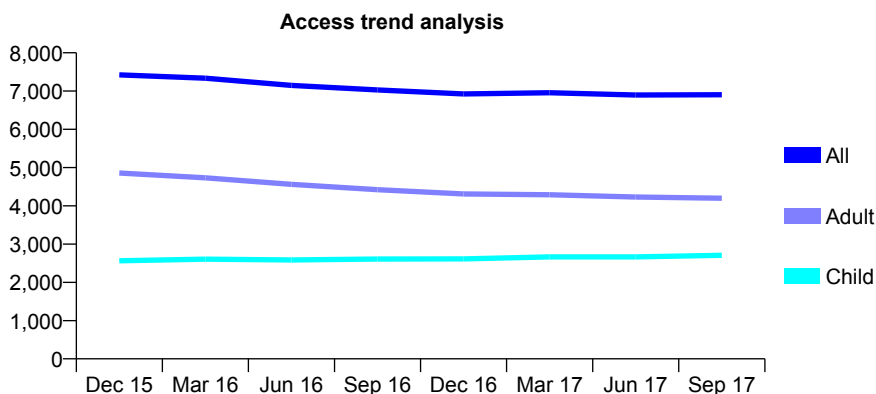
Q69 - Vital Signs At a Glance Contract Report for 175609/0001 - September 2017

Name or company name	Riverside Dental Centre Ltd
Contract type name	GDS Contract
Purpose of contract	General
Contract start date	01/07/2008
Contract end date	

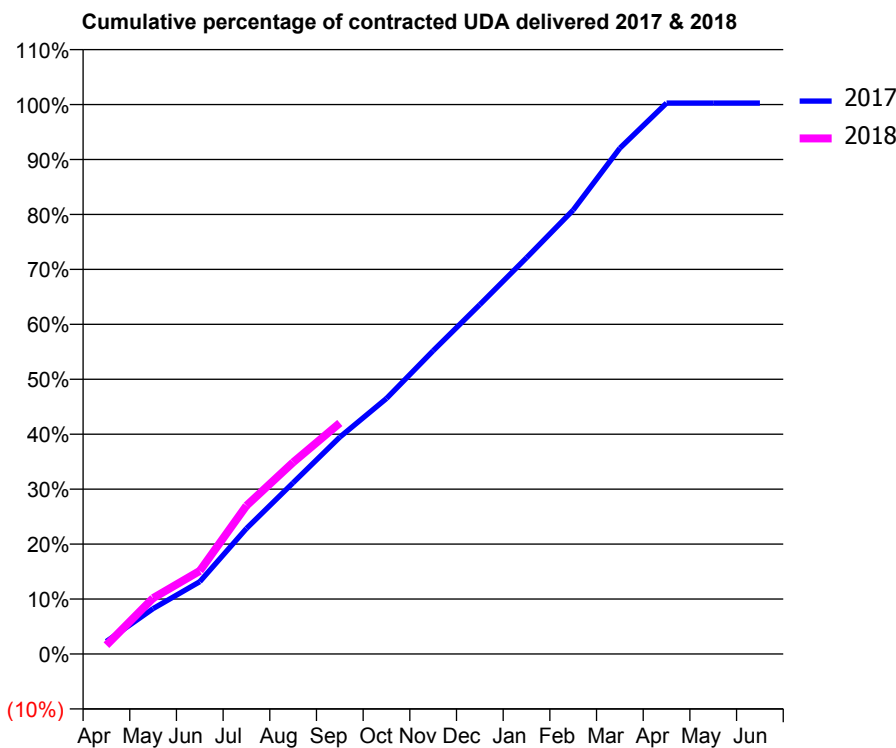
17/18 Contracted general activity (UDA)	19,096
Carry forward general activity (UDA)	-47
17/18 Contracted orthodontic activity (UOA)	0
Carry forward orthodontic activity (UOA)	0
Baseline contract value	£569,168.14

ACCESS*

Patients seen in 24 months	Total	Change since previous quarter
Quarter ending September 2016	7,030	
Quarter ending December 2016	6,923	↓
Quarter ending March 2017	6,955	→
Quarter ending June 2017	6,896	→
Quarter ending September 2017	6,903	→
Variance since September 2016	(1.8%)	↓



ACTIVITY



Month	Adjusted Scheduled Activity (UDA)	
	2017	2018
April	438	309
May	1,578	1,944
June	2,515	2,887
July	4,364	5,153
August	5,954	6,660
September	7,538	8,028
October	8,882	
November	10,542	
December	12,144	
January	13,769	
February	15,431	
March	17,579	
April	19,146	
May	19,145	
June	19,144	

QUALITY

	Quantity	Base Number	Contract	AT	Region	England
% of FP17s for the same patient ID Re-attending within 3 months - Children	241	2,268	10.6%	11.3%	11.4%	11.9%
% of FP17s for the same patient ID Re-attending within 3 months - Adults	380	2,715	14.0%	15.0%	15.7%	15.9%
% of FP17s for the same patient ID Re-attending between 3 & 9 months - Children	1,443	2,268	63.6%	57.7%	60.6%	58.1%
% of FP17s for the same patient ID Re-attending between 3 & 9 months - Adults	1,367	2,715	50.3%	48.5%	52.0%	50.6%
% of FP17s for Band 1 Urgent Courses	333	4,297	7.7%	9.7%	9.6%	9.1%
% of FP17s Relating to Free Repair or Replacements	11	4,297	0.3%	0.7%	0.7%	0.8%
% of FP17s Relating to Continuations	77	4,297	1.8%	0.8%	1.0%	1.1%
% of Patients satisfied with the dentistry they have received	14	14	100.0%	92.7%	91.6%	91.4%
% of Patients satisfied with the time they had to wait for an appointment	14	14	100.0%	89.7%	87.9%	87.7%

* This is based on patients treated on this contract for their most recent course of treatment. Figures in italics indicate the base number of FP17s or Patient Questionnaire responses are less than 100. N/A is shown where the base number of responses is less than 10 during the period. % is calculated as Quantity/Base number*100

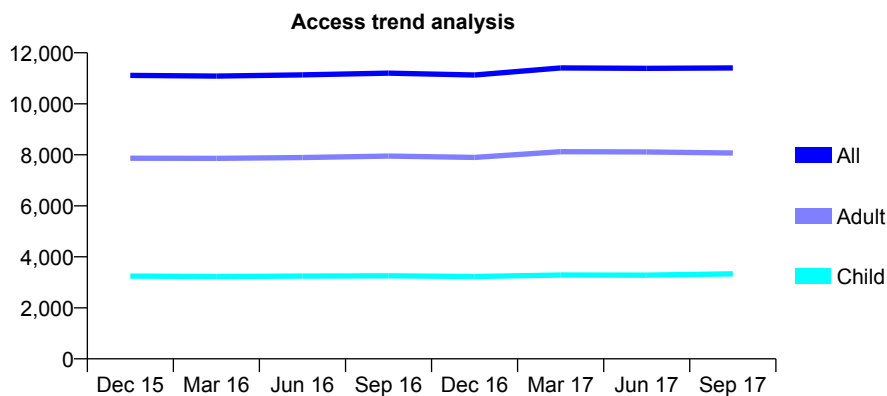
Q69 - Vital Signs At a Glance Contract Report for 176621/0001 - September 2017

Name or company name	Rodericks Ltd
Contract type name	GDS Contract
Purpose of contract	General
Contract start date	01/04/2008
Contract end date	

17/18 Contracted general activity (UDA)	29,400
Carry forward general activity (UDA)	9
17/18 Contracted orthodontic activity (UOA)	0
Carry forward orthodontic activity (UOA)	0
Baseline contract value	£693,764.33

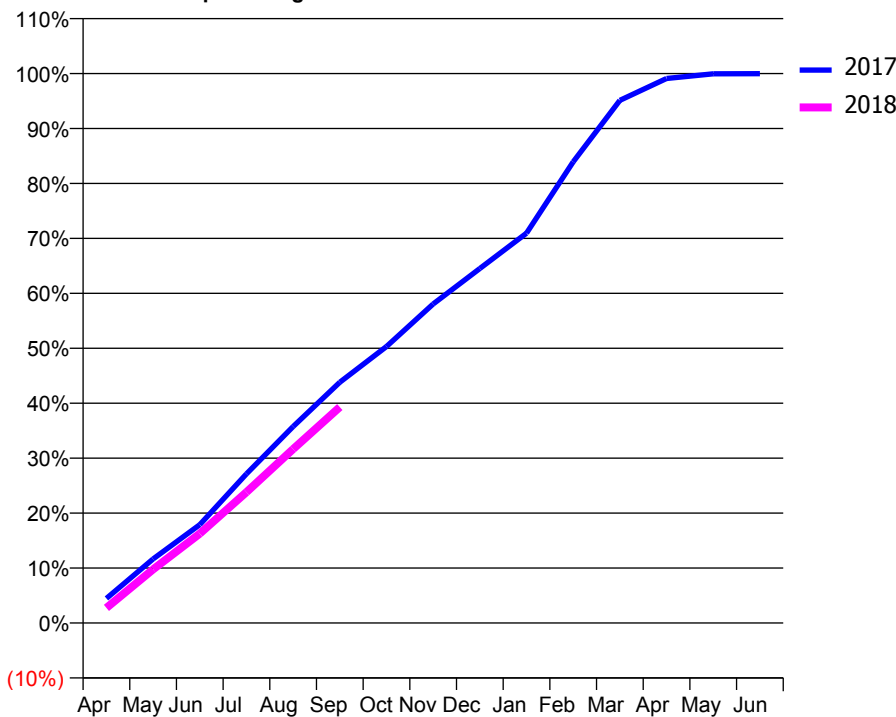
ACCESS*

Patients seen in 24 months	Total	Change since previous quarter
Quarter ending September 2016	11,203	
Quarter ending December 2016	11,131	→
Quarter ending March 2017	11,408	↑
Quarter ending June 2017	11,393	→
Quarter ending September 2017	11,405	→
Variance since September 2016	1.8%	→



ACTIVITY

Cumulative percentage of contracted UDA delivered 2017 & 2018



Month	Adjusted Scheduled Activity (UDA)	
	2017	2018
April	1,314	808
May	3,430	2,872
June	5,261	4,784
July	7,979	7,000
August	10,513	9,303
September	12,883	11,555
October	14,793	
November	17,068	
December	18,965	
January	20,861	
February	24,673	
March	27,960	
April	29,135	
May	29,384	
June	29,391	

QUALITY

	Quantity	Base Number	Contract	AT	Region	England
% of FP17s for the same patient ID Re-attending within 3 months - Children	189	2,471	7.6%	11.3%	11.4%	11.9%
% of FP17s for the same patient ID Re-attending within 3 months - Adults	780	4,999	15.6%	15.0%	15.7%	15.9%
% of FP17s for the same patient ID Re-attending between 3 & 9 months - Children	1,530	2,471	61.9%	57.7%	60.6%	58.1%
% of FP17s for the same patient ID Re-attending between 3 & 9 months - Adults	2,546	4,999	50.9%	48.5%	52.0%	50.6%
% of FP17s for Band 1 Urgent Courses	783	6,769	11.6%	9.7%	9.6%	9.1%
% of FP17s Relating to Free Repair or Replacements	52	6,769	0.8%	0.7%	0.7%	0.8%
% of FP17s Relating to Continuations	35	6,769	0.5%	0.8%	1.0%	1.1%
% of Patients satisfied with the dentistry they have received	14	15	93.3%	92.7%	91.6%	91.4%
% of Patients satisfied with the time they had to wait for an appointment	13	15	86.7%	89.7%	87.9%	87.7%

* This is based on patients treated on this contract for their most recent course of treatment. Figures in italics indicate the base number of FP17s or Patient Questionnaire responses are less than 100. N/A is shown where the base number of responses is less than 10 during the period. % is calculated as Quantity/Base number*100

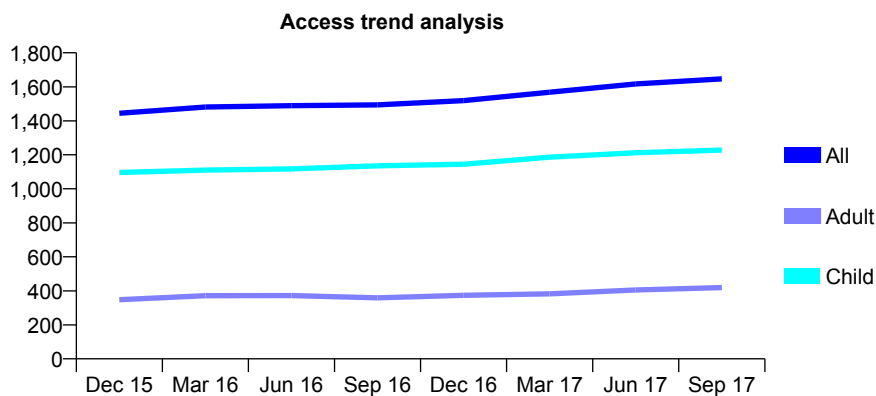
Q69 - Vital Signs At a Glance Contract Report for 177393/0001 - September 2017

Name or company name	Aston Clinton Dental
Contract type name	GDS Contract
Purpose of contract	General
Contract start date	01/04/2013
Contract end date	

17/18 Contracted general activity (UDA)	3,800
Carry forward general activity (UDA)	111
17/18 Contracted orthodontic activity (UOA)	0
Carry forward orthodontic activity (UOA)	0
Baseline contract value	£88,536.91

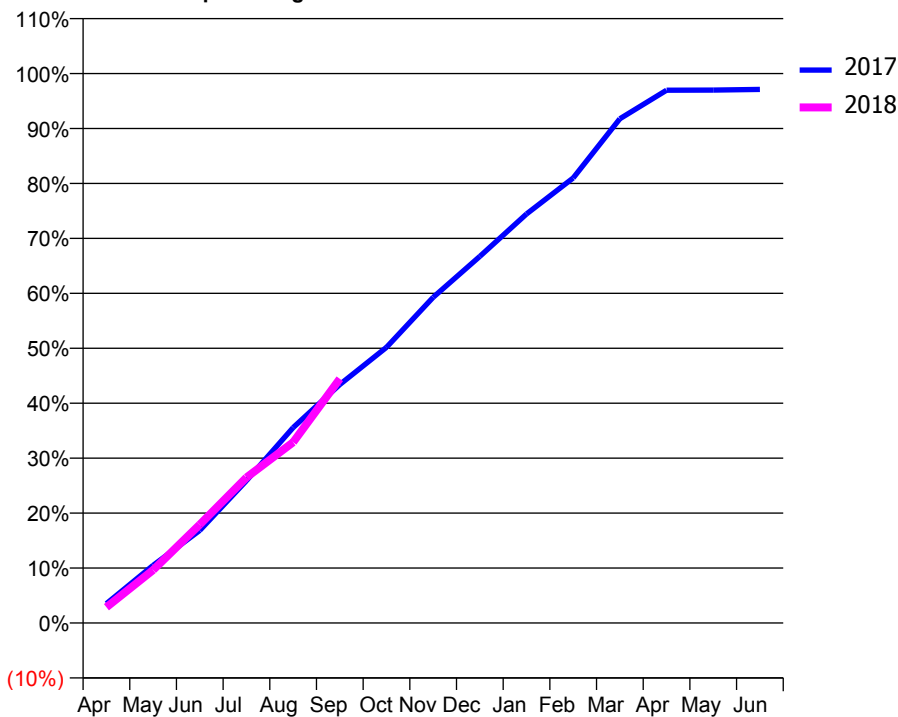
ACCESS*

Patients seen in 24 months	Total	Change since previous quarter
Quarter ending September 2016	1,494	
Quarter ending December 2016	1,519	→
Quarter ending March 2017	1,568	↑
Quarter ending June 2017	1,617	↑
Quarter ending September 2017	1,647	→
Variance since September 2016	10.2%	↑



ACTIVITY

Cumulative percentage of contracted UDA delivered 2017 & 2018



Month	Adjusted Scheduled Activity (UDA)	
	2017	2018
April	134	109
May	399	366
June	640	681
July	985	1,007
August	1,351	1,250
September	1,649	1,689
October	1,907	
November	2,253	
December	2,536	
January	2,829	
February	3,078	
March	3,487	
April	3,685	
May	3,686	
June	3,690	

QUALITY

	Quantity	Base Number	Contract	AT	Region	England
% of FP17s for the same patient ID Re-attending within 3 months - Children	43	1,015	4.2%	11.3%	11.4%	11.9%
% of FP17s for the same patient ID Re-attending within 3 months - Adults	24	220	10.9%	15.0%	15.7%	15.9%
% of FP17s for the same patient ID Re-attending between 3 & 9 months - Children	693	1,015	68.3%	57.7%	60.6%	58.1%
% of FP17s for the same patient ID Re-attending between 3 & 9 months - Adults	108	220	49.1%	48.5%	52.0%	50.6%
% of FP17s for Band 1 Urgent Courses	30	1,142	2.6%	9.7%	9.6%	9.1%
% of FP17s Relating to Free Repair or Replacements	0	1,142	0.0%	0.7%	0.7%	0.8%
% of FP17s Relating to Continuations	0	1,142	0.0%	0.8%	1.0%	1.1%
% of Patients satisfied with the dentistry they have received	2	2	N/A	92.7%	91.6%	91.4%
% of Patients satisfied with the time they had to wait for an appointment	2	2	N/A	89.7%	87.9%	87.7%

* This is based on patients treated on this contract for their most recent course of treatment. Figures in italics indicate the base number of FP17s or Patient Questionnaire responses are less than 100. N/A is shown where the base number of responses is less than 10 during the period. % is calculated as Quantity/Base number*100

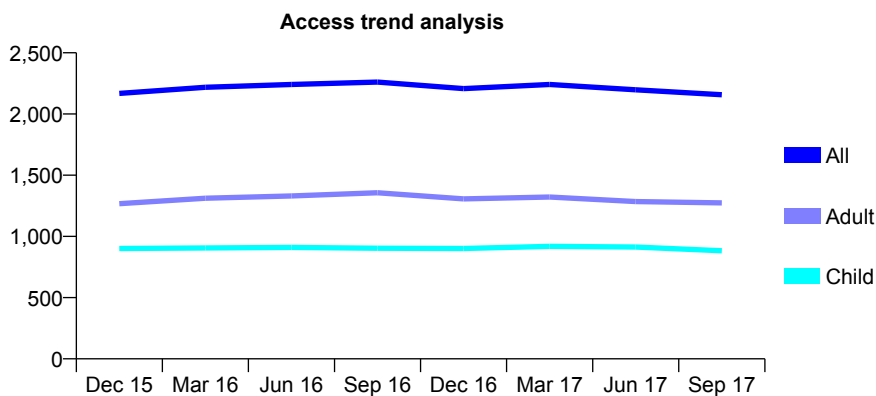
Q69 - Vital Signs At a Glance Contract Report for 177806/0001 - September 2017

Name or company name	Westwood Smile Care Ltd
Contract type name	GDS Contract
Purpose of contract	General
Contract start date	01/07/2013
Contract end date	

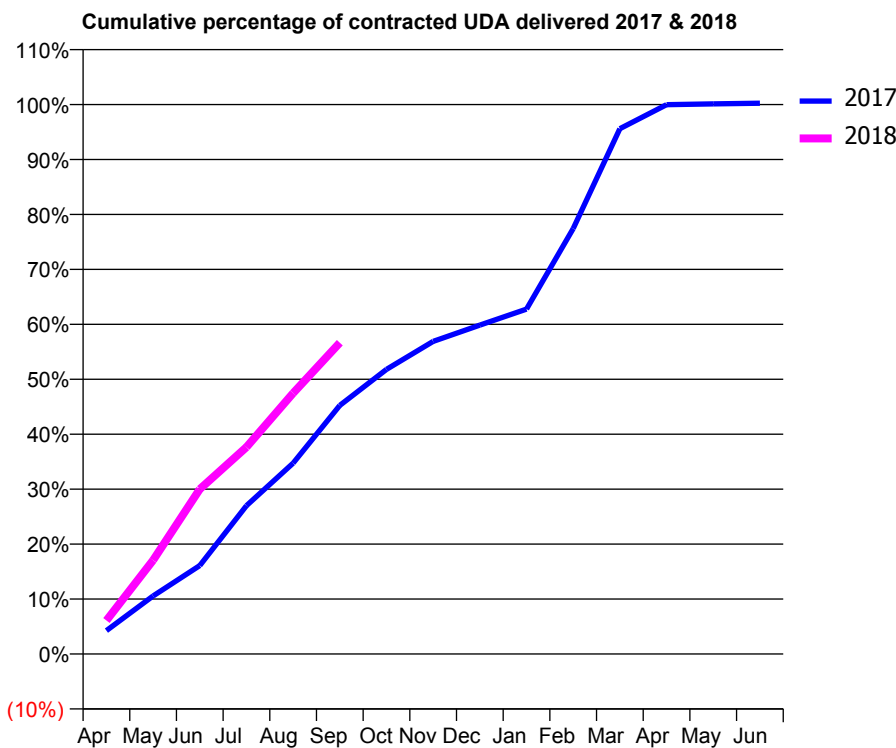
17/18 Contracted general activity (UDA)	3,150
Carry forward general activity (UDA)	-7
17/18 Contracted orthodontic activity (UOA)	0
Carry forward orthodontic activity (UOA)	0
Baseline contract value	£74,627.64

ACCESS*

Patients seen in 24 months	Total	Change since previous quarter
Quarter ending September 2016	2,261	
Quarter ending December 2016	2,208	↓
Quarter ending March 2017	2,241	→
Quarter ending June 2017	2,198	↓
Quarter ending September 2017	2,157	↓
Variance since September 2016	(4.6%)	↓



ACTIVITY



Adjusted Scheduled Activity (UDA)		
Month	2017	2018
April	143	193
May	353	538
June	538	945
July	901	1,186
August	1,160	1,495
September	1,510	1,785
October	1,729	
November	1,900	
December	1,998	
January	2,095	
February	2,585	
March	3,192	
April	3,338	
May	3,343	
June	3,347	

QUALITY

	Quantity	Base Number	Contract	AT	Region	England
% of FP17s for the same patient ID Re-attending within 3 months - Children	48	586	8.2%	11.3%	11.4%	11.9%
% of FP17s for the same patient ID Re-attending within 3 months - Adults	126	731	17.2%	15.0%	15.7%	15.9%
% of FP17s for the same patient ID Re-attending between 3 & 9 months - Children	337	586	57.5%	57.7%	60.6%	58.1%
% of FP17s for the same patient ID Re-attending between 3 & 9 months - Adults	291	731	39.8%	48.5%	52.0%	50.6%
% of FP17s for Band 1 Urgent Courses	44	815	5.4%	9.7%	9.6%	9.1%
% of FP17s Relating to Free Repair or Replacements	5	815	0.6%	0.7%	0.7%	0.8%
% of FP17s Relating to Continuations	7	815	0.9%	0.8%	1.0%	1.1%
% of Patients satisfied with the dentistry they have received	4	4	N/A	92.7%	91.6%	91.4%
% of Patients satisfied with the time they had to wait for an appointment	2	4	N/A	89.7%	87.9%	87.7%

* This is based on patients treated on this contract for their most recent course of treatment. Figures in italics indicate the base number of FP17s or Patient Questionnaire responses are less than 100. N/A is shown where the base number of responses is less than 10 during the period. % is calculated as Quantity/Base number*100

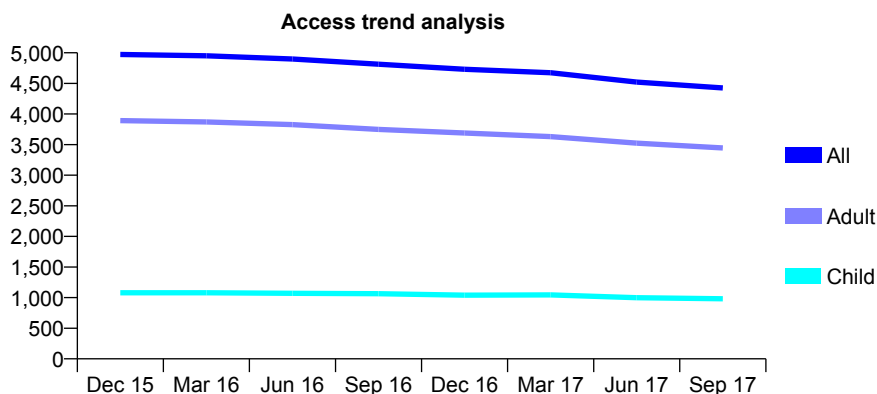
Q69 - Vital Signs At a Glance Contract Report for 177881/0001 - September 2017

Name or company name	The Burnham Dental Practice
Contract type name	GDS Contract
Purpose of contract	General
Contract start date	01/06/2010
Contract end date	

17/18 Contracted general activity (UDA)	14,629
Carry forward general activity (UDA)	0
17/18 Contracted orthodontic activity (UOA)	0
Carry forward orthodontic activity (UOA)	0
Baseline contract value	£430,334.78

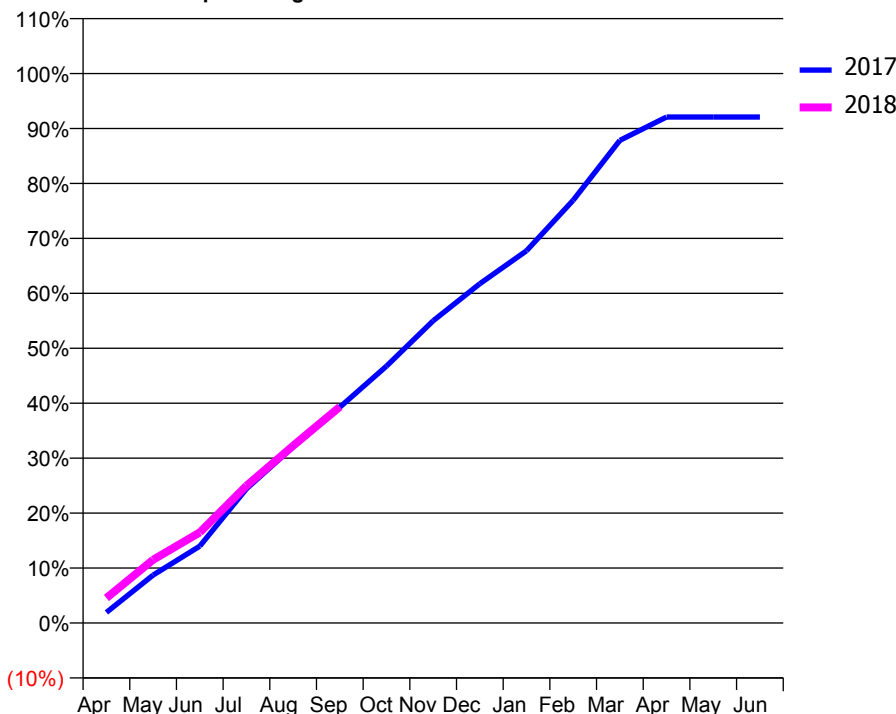
ACCESS*

Patients seen in 24 months	Total	Change since previous quarter
Quarter ending September 2016	4,813	
Quarter ending December 2016	4,731	↓
Quarter ending March 2017	4,675	↓
Quarter ending June 2017	4,521	↓
Quarter ending September 2017	4,427	↓
Variance since September 2016	(8.0%)	↓



ACTIVITY

Cumulative percentage of contracted UDA delivered 2017 & 2018



Adjusted Scheduled Activity (UDA)

Month	2017	2018
April	282	664
May	1,278	1,685
June	2,047	2,413
July	3,572	3,654
August	4,687	4,720
September	5,746	5,756
October	6,839	
November	8,045	
December	9,033	
January	9,909	
February	11,257	
March	12,849	
April	13,470	
May	13,470	
June	13,472	

QUALITY

	Quantity	Base Number	Contract	AT	Region	England
% of FP17s for the same patient ID Re-attending within 3 months - Children	54	705	7.7%	11.3%	11.4%	11.9%
% of FP17s for the same patient ID Re-attending within 3 months - Adults	241	2,250	10.7%	15.0%	15.7%	15.9%
% of FP17s for the same patient ID Re-attending between 3 & 9 months - Children	442	705	62.7%	57.7%	60.6%	58.1%
% of FP17s for the same patient ID Re-attending between 3 & 9 months - Adults	1,364	2,250	60.6%	48.5%	52.0%	50.6%
% of FP17s for Band 1 Urgent Courses	163	2,728	6.0%	9.7%	9.6%	9.1%
% of FP17s Relating to Free Repair or Replacements	4	2,728	0.1%	0.7%	0.7%	0.8%
% of FP17s Relating to Continuations	36	2,728	1.3%	0.8%	1.0%	1.1%
% of Patients satisfied with the dentistry they have received	9	10	90.0%	92.7%	91.6%	91.4%
% of Patients satisfied with the time they had to wait for an appointment	10	10	100.0%	89.7%	87.9%	87.7%

* This is based on patients treated on this contract for their most recent course of treatment. Figures in italics indicate the base number of FP17s or Patient Questionnaire responses are less than 100. N/A is shown where the base number of responses is less than 10 during the period. % is calculated as Quantity/Base number*100

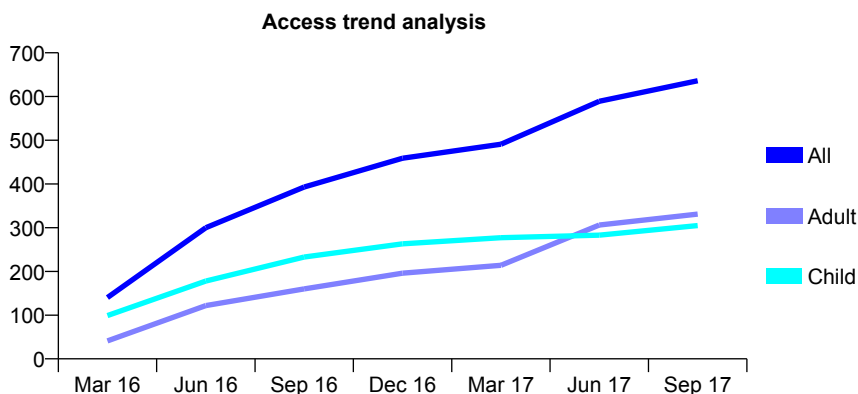
Q69 - Vital Signs At a Glance Contract Report for 181285/0001 - September 2017

Name or company name	David Barrett & John Coulter
Contract type name	GDS Contract
Purpose of contract	General
Contract start date	01/12/2015
Contract end date	

17/18 Contracted general activity (UDA)	1,509
Carry forward general activity (UDA)	0
17/18 Contracted orthodontic activity (UOA)	0
Carry forward orthodontic activity (UOA)	0
Baseline contract value	£36,092.27

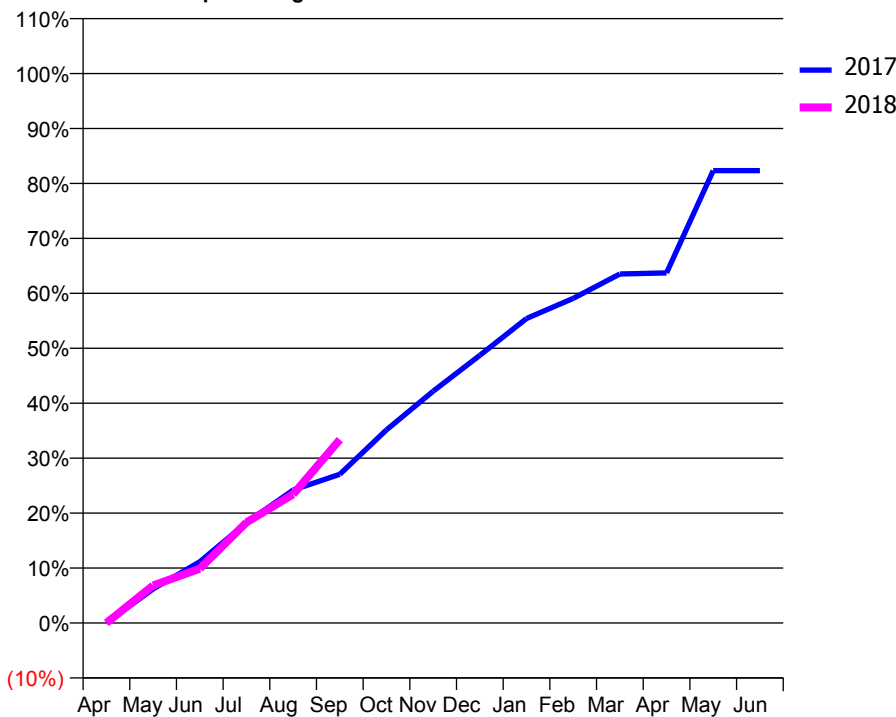
ACCESS*

Patients seen in 24 months	Total	Change since previous quarter
Quarter ending September 2016	393	
Quarter ending December 2016	459	↑
Quarter ending March 2017	491	↑
Quarter ending June 2017	589	↑
Quarter ending September 2017	636	↑
Variance since September 2016	61.8%	↑



ACTIVITY

Cumulative percentage of contracted UDA delivered 2017 & 2018



Adjusted Scheduled Activity (UDA)

Month	2017	2018
April	0	0
May	93	103
June	168	149
July	275	276
August	365	354
September	408	504
October	531	
November	637	
December	735	
January	836	
February	891	
March	958	
April	961	
May	1,242	
June	1,242	

QUALITY

	Quantity	Base Number	Contract	AT	Region	England
% of FP17s for the same patient ID Re-attending within 3 months - Children	5	210	2.4%	11.3%	11.4%	11.9%
% of FP17s for the same patient ID Re-attending within 3 months - Adults	10	194	5.2%	15.0%	15.7%	15.9%
% of FP17s for the same patient ID Re-attending between 3 & 9 months - Children	95	210	45.2%	57.7%	60.6%	58.1%
% of FP17s for the same patient ID Re-attending between 3 & 9 months - Adults	43	194	22.2%	48.5%	52.0%	50.6%
% of FP17s for Band 1 Urgent Courses	3	291	1.0%	9.7%	9.6%	9.1%
% of FP17s Relating to Free Repair or Replacements	0	291	0.0%	0.7%	0.7%	0.8%
% of FP17s Relating to Continuations	0	291	0.0%	0.8%	1.0%	1.1%
% of Patients satisfied with the dentistry they have received	0	0	N/A	92.7%	91.6%	91.4%
% of Patients satisfied with the time they had to wait for an appointment	0	0	N/A	89.7%	87.9%	87.7%

* This is based on patients treated on this contract for their most recent course of treatment. Figures in italics indicate the base number of FP17s or Patient Questionnaire responses are less than 100. N/A is shown where the base number of responses is less than 10 during the period. % is calculated as Quantity/Base number*100

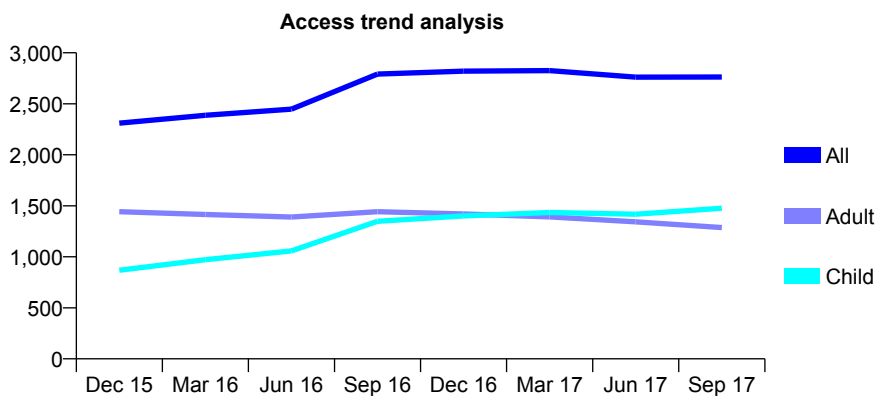
Q69 - Vital Signs At a Glance Contract Report for 181730/0004 - September 2017

Name or company name	Buckinghamshire Priority Dental Service
Contract type name	PDS Contract
Purpose of contract	General
Contract start date	26/10/2008
Contract end date	31/03/2019

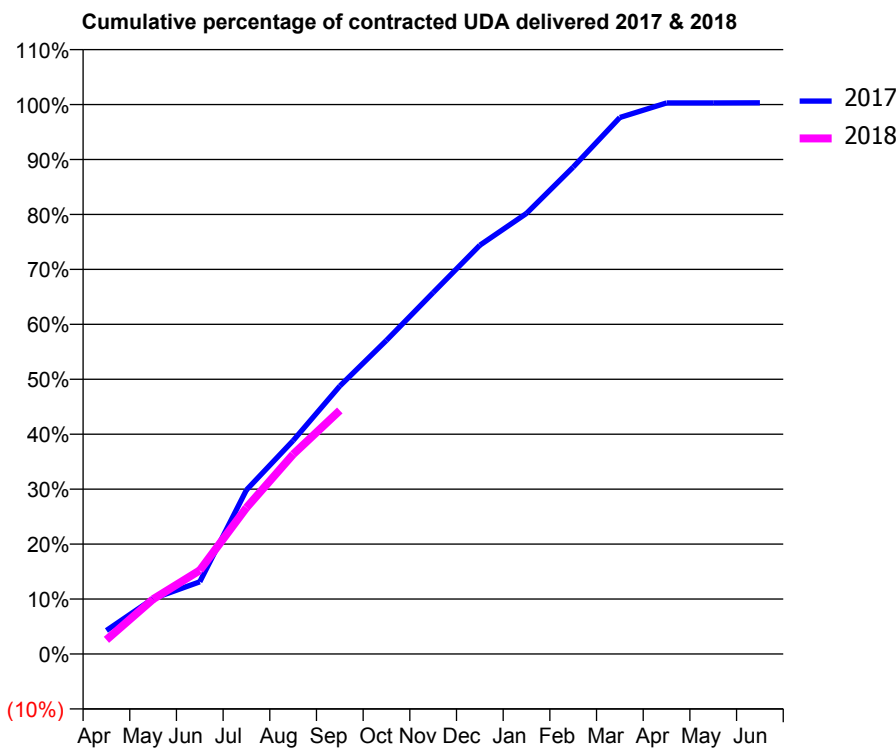
17/18 Contracted general activity (UDA)	7,259
Carry forward general activity (UDA)	0
17/18 Contracted orthodontic activity (UOA)	0
Carry forward orthodontic activity (UOA)	0
Baseline contract value	£0.00

ACCESS*

Patients seen in 24 months	Total	Change since previous quarter
Quarter ending September 2016	2,792	
Quarter ending December 2016	2,820	→
Quarter ending March 2017	2,826	→
Quarter ending June 2017	2,761	↓
Quarter ending September 2017	2,763	→
Variance since September 2016	(1.0%)	↓



ACTIVITY



Month	Adjusted Scheduled Activity (UDA)	
	2017	2018
April	311	187
May	732	725
June	954	1,105
July	2,168	1,933
August	2,820	2,638
September	3,540	3,218
October	4,144	
November	4,774	
December	5,400	
January	5,822	
February	6,432	
March	7,088	
April	7,279	
May	7,280	
June	7,281	

QUALITY

	Quantity	Base Number	Contract	AT	Region	England
% of FP17s for the same patient ID Re-attending within 3 months - Children	157	1,045	15.0%	11.3%	11.4%	11.9%
% of FP17s for the same patient ID Re-attending within 3 months - Adults	90	630	14.3%	15.0%	15.7%	15.9%
% of FP17s for the same patient ID Re-attending between 3 & 9 months - Children	163	1,045	15.6%	57.7%	60.6%	58.1%
% of FP17s for the same patient ID Re-attending between 3 & 9 months - Adults	187	630	29.7%	48.5%	52.0%	50.6%
% of FP17s for Band 1 Urgent Courses	48	1,574	3.0%	9.7%	9.6%	9.1%
% of FP17s Relating to Free Repair or Replacements	0	1,574	0.0%	0.7%	0.7%	0.8%
% of FP17s Relating to Continuations	46	1,574	2.9%	0.8%	1.0%	1.1%
% of Patients satisfied with the dentistry they have received	3	4	N/A	92.7%	91.6%	91.4%
% of Patients satisfied with the time they had to wait for an appointment	2	4	N/A	89.7%	87.9%	87.7%

* This is based on patients treated on this contract for their most recent course of treatment. Figures in italics indicate the base number of FP17s or Patient Questionnaire responses are less than 100. N/A is shown where the base number of responses is less than 10 during the period. % is calculated as Quantity/Base number*100

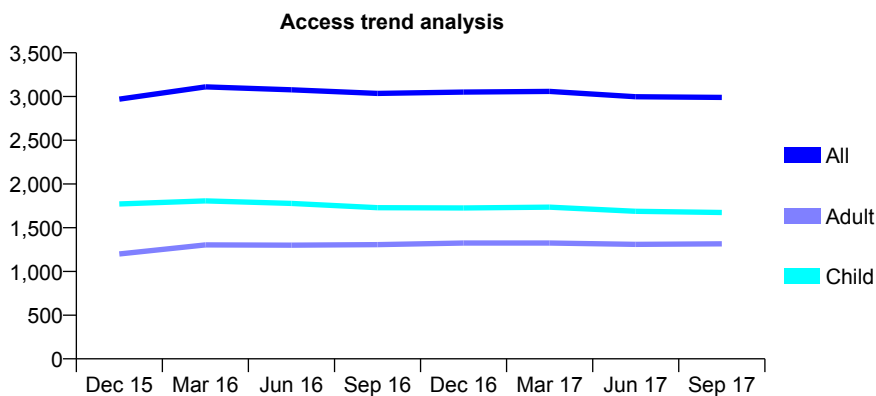
Q69 - Vital Signs At a Glance Contract Report for 182885/0002 - September 2017

Name or company name	CEDAR DENTAL CARE LTD
Contract type name	GDS Contract
Purpose of contract	General
Contract start date	31/03/2014
Contract end date	

17/18 Contracted general activity (UDA)	8,200
Carry forward general activity (UDA)	120
17/18 Contracted orthodontic activity (UOA)	0
Carry forward orthodontic activity (UOA)	0
Baseline contract value	£160,993.67

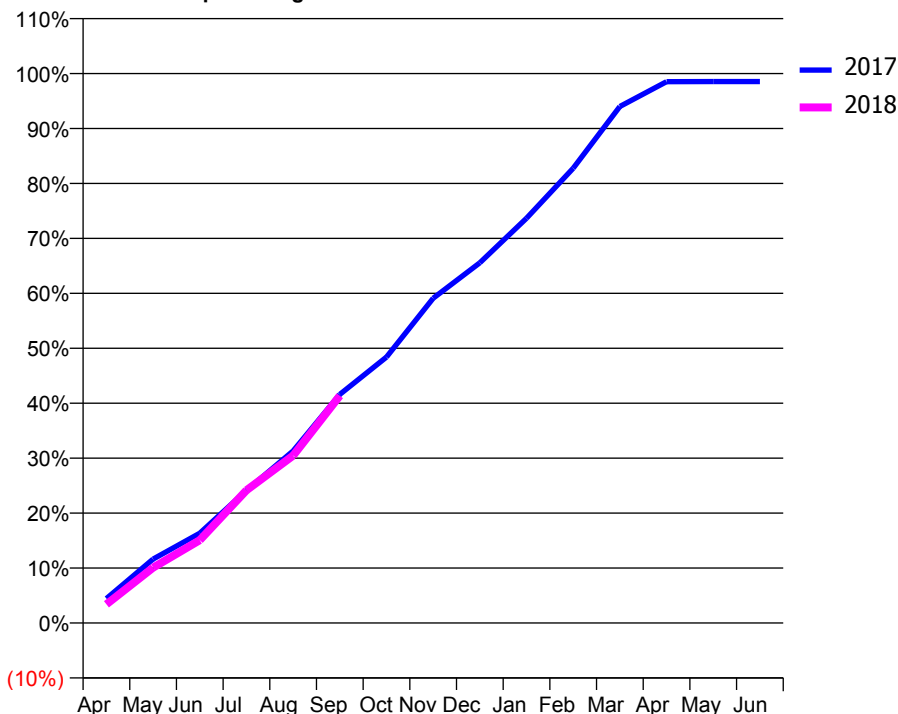
ACCESS*

Patients seen in 24 months	Total	Change since previous quarter
Quarter ending September 2016	3,035	
Quarter ending December 2016	3,051	→
Quarter ending March 2017	3,059	→
Quarter ending June 2017	2,997	↓
Quarter ending September 2017	2,990	→
Variance since September 2016	(1.5%)	↓



ACTIVITY

Cumulative percentage of contracted UDA delivered 2017 & 2018



Adjusted Scheduled Activity (UDA)

Month	2017	2018
April	365	280
May	955	826
June	1,340	1,237
July	1,979	1,982
August	2,568	2,499
September	3,413	3,391
October	3,968	
November	4,846	
December	5,375	
January	6,040	
February	6,786	
March	7,709	
April	8,078	
May	8,080	
June	8,080	

QUALITY

	Quantity	Base Number	Contract	AT	Region	England
% of FP17s for the same patient ID Re-attending within 3 months - Children	129	1,532	8.4%	11.3%	11.4%	11.9%
% of FP17s for the same patient ID Re-attending within 3 months - Adults	154	928	16.6%	15.0%	15.7%	15.9%
% of FP17s for the same patient ID Re-attending between 3 & 9 months - Children	1,127	1,532	73.6%	57.7%	60.6%	58.1%
% of FP17s for the same patient ID Re-attending between 3 & 9 months - Adults	585	928	63.0%	48.5%	52.0%	50.6%
% of FP17s for Band 1 Urgent Courses	69	2,232	3.1%	9.7%	9.6%	9.1%
% of FP17s Relating to Free Repair or Replacements	11	2,232	0.5%	0.7%	0.7%	0.8%
% of FP17s Relating to Continuations	6	2,232	0.3%	0.8%	1.0%	1.1%
% of Patients satisfied with the dentistry they have received	2	2	N/A	92.7%	91.6%	91.4%
% of Patients satisfied with the time they had to wait for an appointment	2	2	N/A	89.7%	87.9%	87.7%

* This is based on patients treated on this contract for their most recent course of treatment. Figures in italics indicate the base number of FP17s or Patient Questionnaire responses are less than 100. N/A is shown where the base number of responses is less than 10 during the period. % is calculated as Quantity/Base number*100

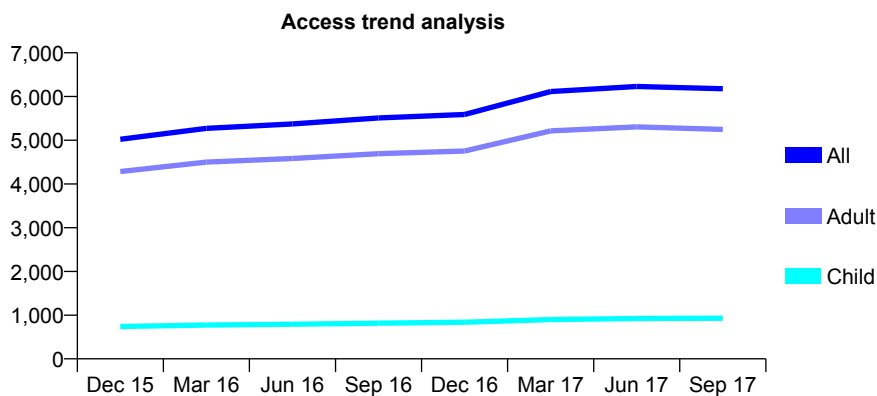
Q69 - Vital Signs At a Glance Contract Report for 183377/0001 - September 2017

Name or company name	Temple Street Dental Practice
Contract type name	GDS Contract
Purpose of contract	General
Contract start date	01/08/2012
Contract end date	

17/18 Contracted general activity (UDA)	13,000
Carry forward general activity (UDA)	105
17/18 Contracted orthodontic activity (UOA)	0
Carry forward orthodontic activity (UOA)	0
Baseline contract value	£313,127.34

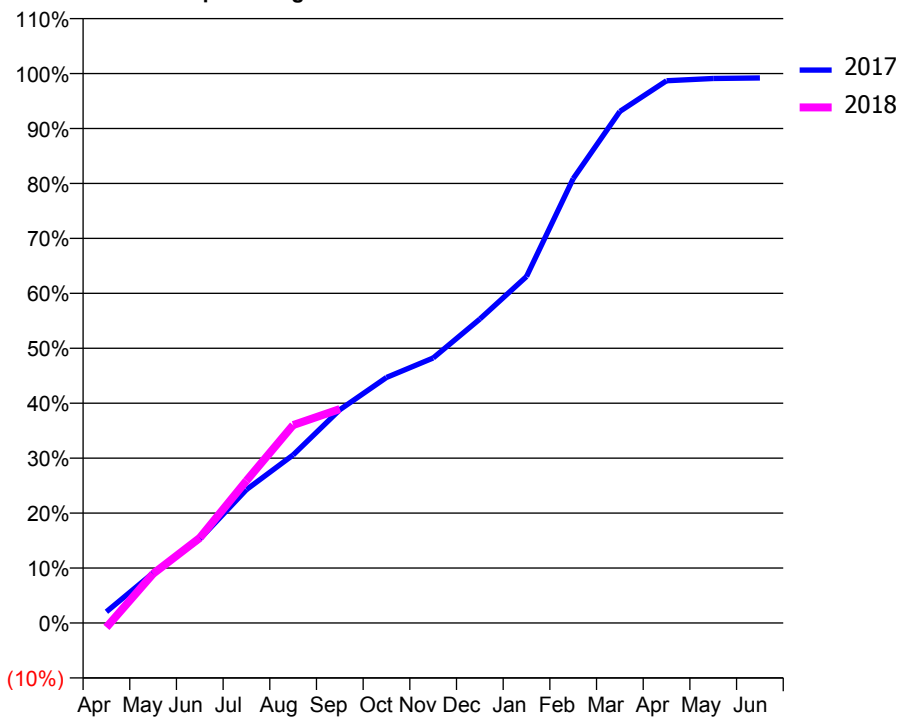
ACCESS*

Patients seen in 24 months	Total	Change since previous quarter
Quarter ending September 2016	5,509	
Quarter ending December 2016	5,589	→
Quarter ending March 2017	6,114	↑
Quarter ending June 2017	6,229	→
Quarter ending September 2017	6,178	→
Variance since September 2016	12.1%	↑



ACTIVITY

Cumulative percentage of contracted UDA delivered 2017 & 2018



Month	Adjusted Scheduled Activity (UDA)	
	2017	2018
April	267	-105
May	1,184	1,166
June	1,987	2,015
July	3,156	3,367
August	3,976	4,684
September	5,044	5,060
October	5,809	
November	6,271	
December	7,190	
January	8,196	
February	10,513	
March	12,104	
April	12,829	
May	12,882	
June	12,895	

QUALITY

	Quantity	Base Number	Contract	AT	Region	England
% of FP17s for the same patient ID Re-attending within 3 months - Children	36	563	6.4%	11.3%	11.4%	11.9%
% of FP17s for the same patient ID Re-attending within 3 months - Adults	247	2,484	9.9%	15.0%	15.7%	15.9%
% of FP17s for the same patient ID Re-attending between 3 & 9 months - Children	283	563	50.3%	57.7%	60.6%	58.1%
% of FP17s for the same patient ID Re-attending between 3 & 9 months - Adults	870	2,484	35.0%	48.5%	52.0%	50.6%
% of FP17s for Band 1 Urgent Courses	174	2,412	7.2%	9.7%	9.6%	9.1%
% of FP17s Relating to Free Repair or Replacements	10	2,412	0.4%	0.7%	0.7%	0.8%
% of FP17s Relating to Continuations	10	2,412	0.4%	0.8%	1.0%	1.1%
% of Patients satisfied with the dentistry they have received	5	6	N/A	92.7%	91.6%	91.4%
% of Patients satisfied with the time they had to wait for an appointment	5	6	N/A	89.7%	87.9%	87.7%

* This is based on patients treated on this contract for their most recent course of treatment. Figures in italics indicate the base number of FP17s or Patient Questionnaire responses are less than 100. N/A is shown where the base number of responses is less than 10 during the period. % is calculated as Quantity/Base number*100

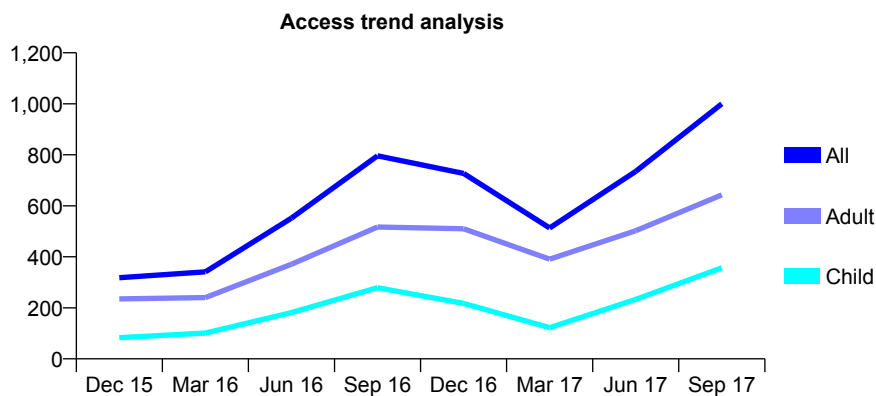
Q69 - Vital Signs At a Glance Contract Report for 183539/0001 - September 2017

Name or company name	Jeremy Potter, Arti Sharma and Shiva Ema
Contract type name	GDS Contract
Purpose of contract	General
Contract start date	01/04/2015
Contract end date	

17/18 Contracted general activity (UDA)	2,249
Carry forward general activity (UDA)	-29
17/18 Contracted orthodontic activity (UOA)	0
Carry forward orthodontic activity (UOA)	0
Baseline contract value	£62,010.77

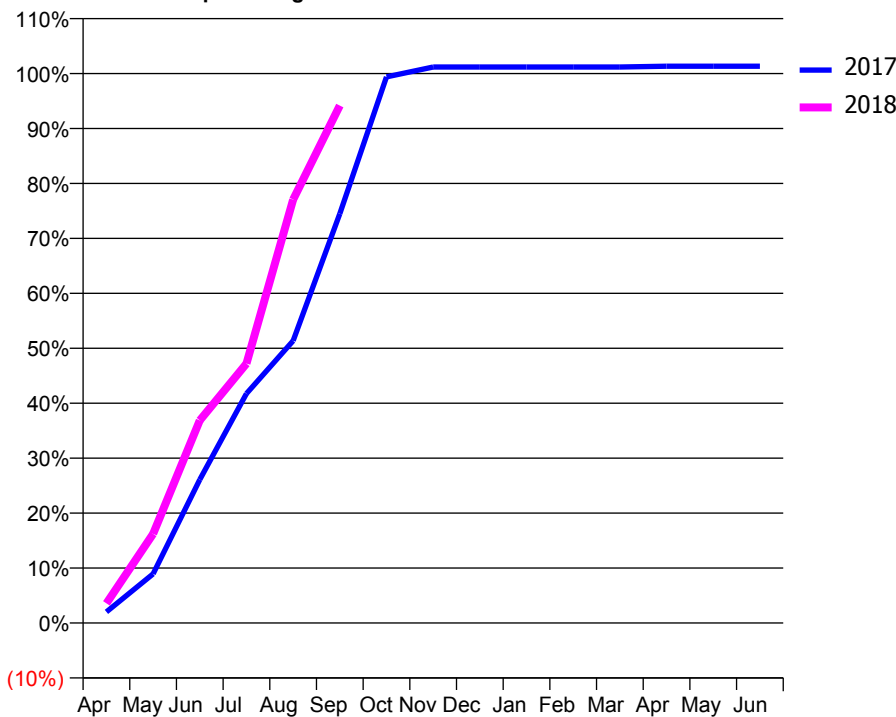
ACCESS*

Patients seen in 24 months	Total	Change since previous quarter
Quarter ending September 2016	796	
Quarter ending December 2016	727	↓
Quarter ending March 2017	513	↓
Quarter ending June 2017	735	↑
Quarter ending September 2017	1,000	↑
Variance since September 2016	25.6%	↑



ACTIVITY

Cumulative percentage of contracted UDA delivered 2017 & 2018



Month	Adjusted Scheduled Activity (UDA)	
	2017	2018
April	46	81
May	201	365
June	587	829
July	939	1,062
August	1,155	1,733
September	1,675	2,118
October	2,235	
November	2,276	
December	2,276	
January	2,276	
February	2,276	
March	2,276	
April	2,279	
May	2,279	
June	2,279	

QUALITY

	Quantity	Base Number	Contract	AT	Region	England
% of FP17s for the same patient ID Re-attending within 3 months - Children	13	369	3.5%	11.3%	11.4%	11.9%
% of FP17s for the same patient ID Re-attending within 3 months - Adults	52	537	9.7%	15.0%	15.7%	15.9%
% of FP17s for the same patient ID Re-attending between 3 & 9 months - Children	27	369	7.3%	57.7%	60.6%	58.1%
% of FP17s for the same patient ID Re-attending between 3 & 9 months - Adults	28	537	5.2%	48.5%	52.0%	50.6%
% of FP17s for Band 1 Urgent Courses	168	905	18.6%	9.7%	9.6%	9.1%
% of FP17s Relating to Free Repair or Replacements	1	905	0.1%	0.7%	0.7%	0.8%
% of FP17s Relating to Continuations	3	905	0.3%	0.8%	1.0%	1.1%
% of Patients satisfied with the dentistry they have received	2	3	N/A	92.7%	91.6%	91.4%
% of Patients satisfied with the time they had to wait for an appointment	2	3	N/A	89.7%	87.9%	87.7%

* This is based on patients treated on this contract for their most recent course of treatment. Figures in italics indicate the base number of FP17s or Patient Questionnaire responses are less than 100. N/A is shown where the base number of responses is less than 10 during the period. % is calculated as Quantity/Base number*100

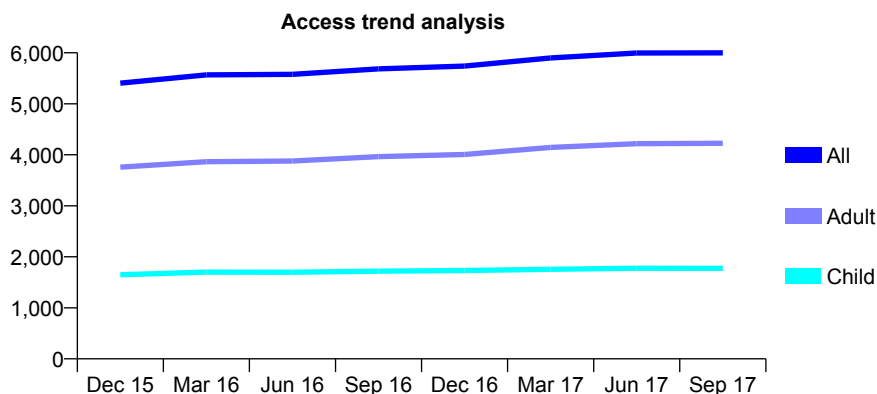
Q69 - Vital Signs At a Glance Contract Report for 184179/0001 - September 2017

Name or company name	Rodericks Limited and the Dental House Li
Contract type name	GDS Contract
Purpose of contract	General
Contract start date	01/12/2007
Contract end date	

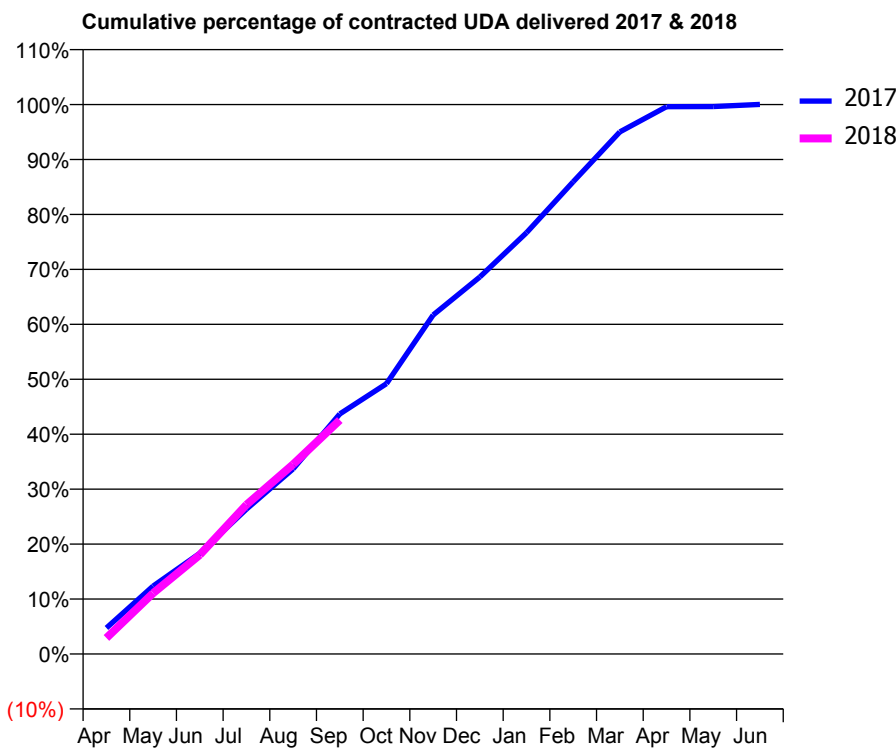
17/18 Contracted general activity (UDA)	13,784
Carry forward general activity (UDA)	-2
17/18 Contracted orthodontic activity (UOA)	0
Carry forward orthodontic activity (UOA)	0
Baseline contract value	£318,359.56

ACCESS*

Patients seen in 24 months	Total	Change since previous quarter
Quarter ending September 2016	5,684	
Quarter ending December 2016	5,739	→
Quarter ending March 2017	5,899	↑
Quarter ending June 2017	5,995	→
Quarter ending September 2017	5,999	→
Variance since September 2016	5.5%	↑



ACTIVITY



Month	Adjusted Scheduled Activity (UDA)	
	2017	2018
April	657	403
May	1,715	1,528
June	2,544	2,486
July	3,660	3,746
August	4,678	4,759
September	6,067	5,870
October	6,832	
November	8,565	
December	9,528	
January	10,646	
February	11,931	
March	13,193	
April	13,829	
May	13,831	
June	13,886	

QUALITY

	Quantity	Base Number	Contract	AT	Region	England
% of FP17s for the same patient ID Re-attending within 3 months - Children	77	1,195	6.4%	11.3%	11.4%	11.9%
% of FP17s for the same patient ID Re-attending within 3 months - Adults	227	2,391	9.5%	15.0%	15.7%	15.9%
% of FP17s for the same patient ID Re-attending between 3 & 9 months - Children	477	1,195	39.9%	57.7%	60.6%	58.1%
% of FP17s for the same patient ID Re-attending between 3 & 9 months - Adults	847	2,391	35.4%	48.5%	52.0%	50.6%
% of FP17s for Band 1 Urgent Courses	207	3,247	6.4%	9.7%	9.6%	9.1%
% of FP17s Relating to Free Repair or Replacements	13	3,247	0.4%	0.7%	0.7%	0.8%
% of FP17s Relating to Continuations	22	3,247	0.7%	0.8%	1.0%	1.1%
% of Patients satisfied with the dentistry they have received	12	12	100.0%	92.7%	91.6%	91.4%
% of Patients satisfied with the time they had to wait for an appointment	12	12	100.0%	89.7%	87.9%	87.7%

* This is based on patients treated on this contract for their most recent course of treatment. Figures in italics indicate the base number of FP17s or Patient Questionnaire responses are less than 100. N/A is shown where the base number of responses is less than 10 during the period. % is calculated as Quantity/Base number*100

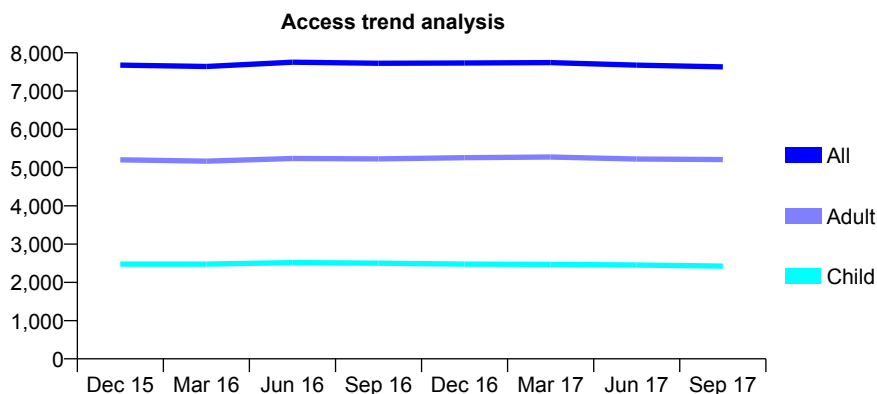
Q69 - Vital Signs At a Glance Contract Report for 184179/0002 - September 2017

Name or company name	Rodericks Limited and the Dental House Li
Contract type name	GDS Contract
Purpose of contract	General
Contract start date	01/04/2008
Contract end date	

17/18 Contracted general activity (UDA)	15,918
Carry forward general activity (UDA)	105
17/18 Contracted orthodontic activity (UOA)	0
Carry forward orthodontic activity (UOA)	0
Baseline contract value	£465,146.68

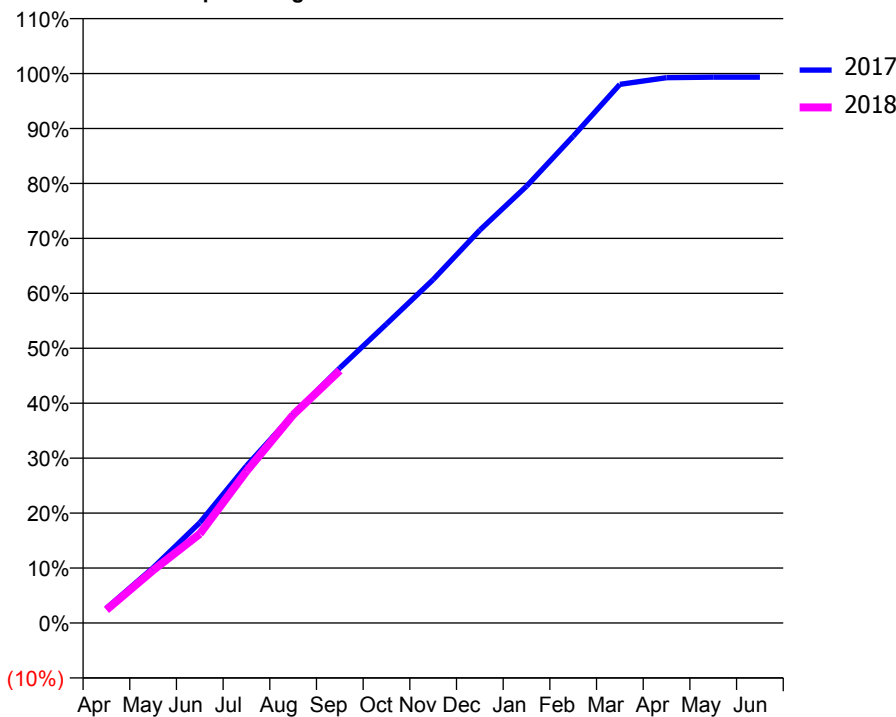
ACCESS*

Patients seen in 24 months	Total	Change since previous quarter
Quarter ending September 2016	7,728	
Quarter ending December 2016	7,734	→
Quarter ending March 2017	7,745	→
Quarter ending June 2017	7,676	→
Quarter ending September 2017	7,631	→
Variance since September 2016	(1.3%)	↓



ACTIVITY

Cumulative percentage of contracted UDA delivered 2017 & 2018



QUALITY

	Quantity	Base Number	Contract	AT	Region	England
% of FP17s for the same patient ID Re-attending within 3 months - Children	117	1,530	7.6%	11.3%	11.4%	11.9%
% of FP17s for the same patient ID Re-attending within 3 months - Adults	303	2,834	10.7%	15.0%	15.7%	15.9%
% of FP17s for the same patient ID Re-attending between 3 & 9 months - Children	805	1,530	52.6%	57.7%	60.6%	58.1%
% of FP17s for the same patient ID Re-attending between 3 & 9 months - Adults	1,302	2,834	45.9%	48.5%	52.0%	50.6%
% of FP17s for Band 1 Urgent Courses	298	4,250	7.0%	9.7%	9.6%	9.1%
% of FP17s Relating to Free Repair or Replacements	33	4,250	0.8%	0.7%	0.7%	0.8%
% of FP17s Relating to Continuations	6	4,250	0.1%	0.8%	1.0%	1.1%
% of Patients satisfied with the dentistry they have received	10	11	90.9%	92.7%	91.6%	91.4%
% of Patients satisfied with the time they had to wait for an appointment	9	11	81.8%	89.7%	87.9%	87.7%

* This is based on patients treated on this contract for their most recent course of treatment. Figures in italics indicate the base number of FP17s or Patient Questionnaire responses are less than 100. N/A is shown where the base number of responses is less than 10 during the period. % is calculated as Quantity/Base number*100

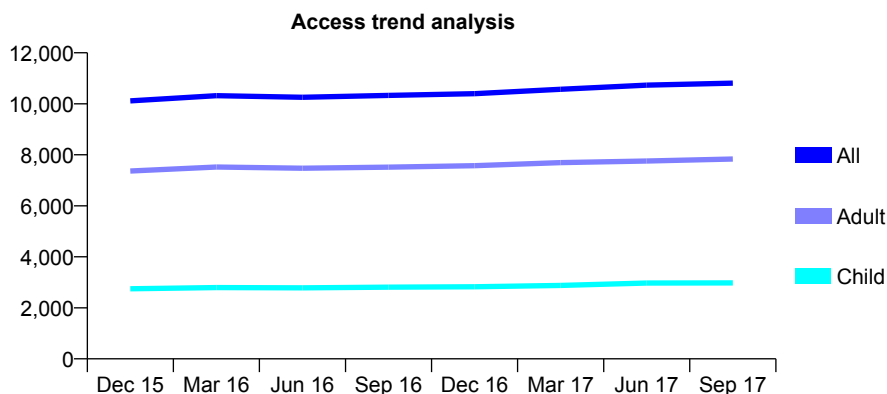
Q69 - Vital Signs At a Glance Contract Report for 184179/0003 - September 2017

Name or company name	Rodericks Limited and the Dental House Li
Contract type name	GDS Contract
Purpose of contract	General
Contract start date	16/11/2009
Contract end date	

17/18 Contracted general activity (UDA)	25,000
Carry forward general activity (UDA)	192
17/18 Contracted orthodontic activity (UOA)	0
Carry forward orthodontic activity (UOA)	0
Baseline contract value	£623,712.16

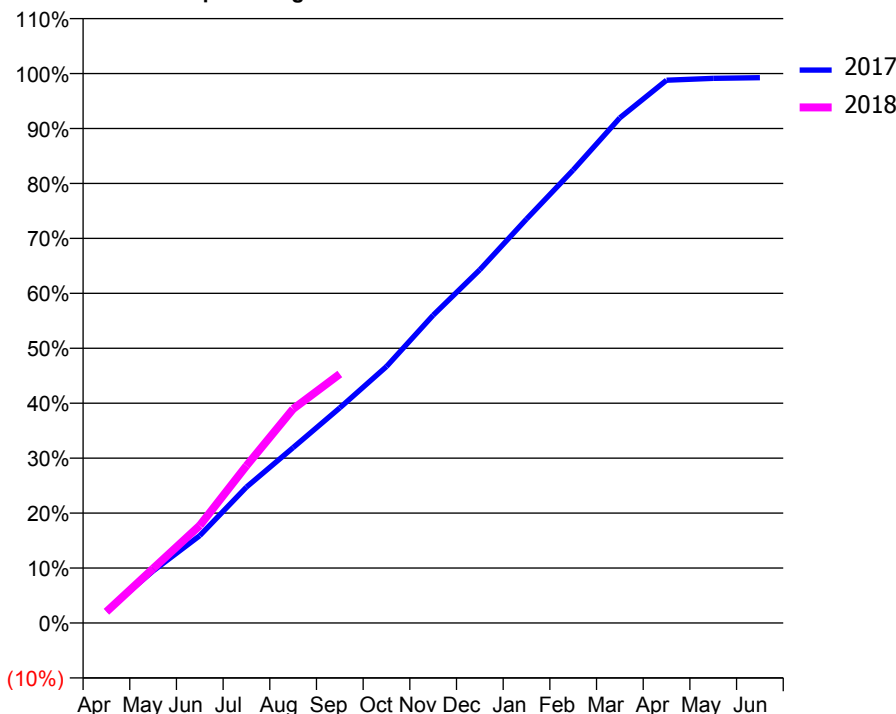
ACCESS*

Patients seen in 24 months	Total	Change since previous quarter
Quarter ending September 2016	10,330	
Quarter ending December 2016	10,397	→
Quarter ending March 2017	10,569	→
Quarter ending June 2017	10,734	→
Quarter ending September 2017	10,811	→
Variance since September 2016	4.7%	↑



ACTIVITY

Cumulative percentage of contracted UDA delivered 2017 & 2018



Month	Adjusted Scheduled Activity (UDA)	
	2017	2018
April	542	513
May	2,368	2,477
June	3,977	4,437
July	6,185	7,158
August	7,982	9,739
September	9,790	11,328
October	11,672	
November	14,003	
December	16,075	
January	18,377	
February	20,611	
March	22,982	
April	24,695	
May	24,778	
June	24,809	

QUALITY

	Quantity	Base Number	Contract	AT	Region	England
% of FP17s for the same patient ID Re-attending within 3 months - Children	94	2,060	4.6%	11.3%	11.4%	11.9%
% of FP17s for the same patient ID Re-attending within 3 months - Adults	647	5,088	12.7%	15.0%	15.7%	15.9%
% of FP17s for the same patient ID Re-attending between 3 & 9 months - Children	1,258	2,060	61.1%	57.7%	60.6%	58.1%
% of FP17s for the same patient ID Re-attending between 3 & 9 months - Adults	2,634	5,088	51.8%	48.5%	52.0%	50.6%
% of FP17s for Band 1 Urgent Courses	331	5,803	5.7%	9.7%	9.6%	9.1%
% of FP17s Relating to Free Repair or Replacements	78	5,803	1.3%	0.7%	0.7%	0.8%
% of FP17s Relating to Continuations	38	5,803	0.7%	0.8%	1.0%	1.1%
% of Patients satisfied with the dentistry they have received	15	15	100.0%	92.7%	91.6%	91.4%
% of Patients satisfied with the time they had to wait for an appointment	14	15	93.3%	89.7%	87.9%	87.7%

* This is based on patients treated on this contract for their most recent course of treatment. Figures in italics indicate the base number of FP17s or Patient Questionnaire responses are less than 100. N/A is shown where the base number of responses is less than 10 during the period. % is calculated as Quantity/Base number*100

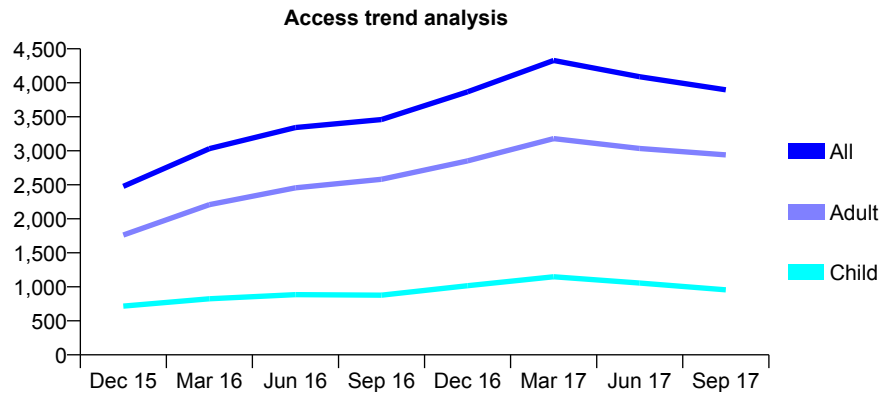
Q69 - Vital Signs At a Glance Contract Report for 184373/0001 - September 2017

Name or company name	Valentine MacGreevy, Arti Sharma and Shi
Contract type name	GDS Contract
Purpose of contract	General
Contract start date	01/04/2015
Contract end date	

17/18 Contracted general activity (UDA)	11,814
Carry forward general activity (UDA)	-160
17/18 Contracted orthodontic activity (UOA)	0
Carry forward orthodontic activity (UOA)	0
Baseline contract value	£316,442.48

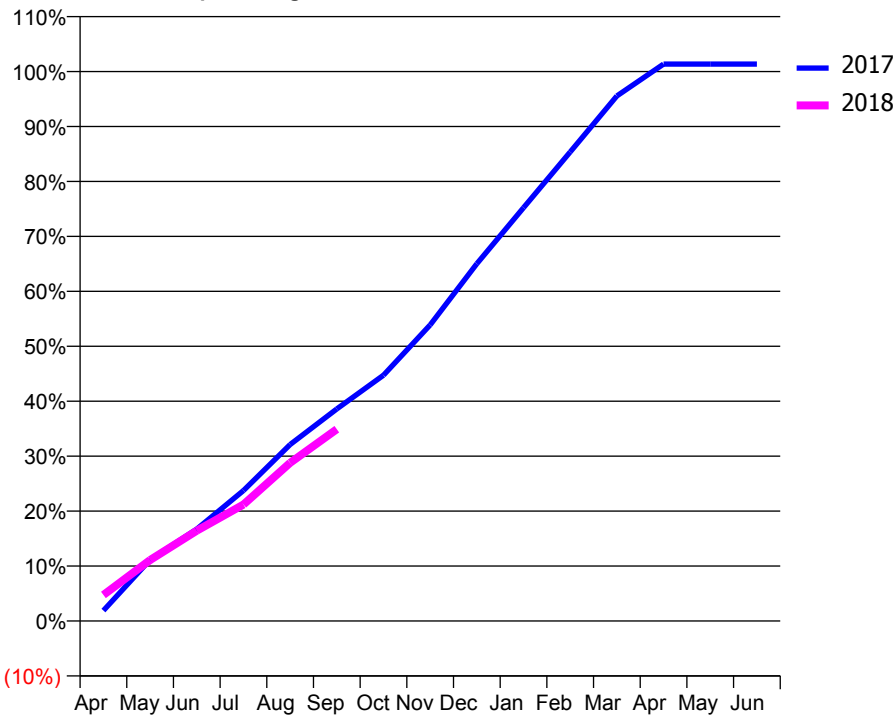
ACCESS*

Patients seen in 24 months	Total	Change since previous quarter
Quarter ending September 2016	3,459	
Quarter ending December 2016	3,868	↑
Quarter ending March 2017	4,328	↑
Quarter ending June 2017	4,089	↓
Quarter ending September 2017	3,897	↓
Variance since September 2016	12.7%	↑



ACTIVITY

Cumulative percentage of contracted UDA delivered 2017 & 2018



Month	Adjusted Scheduled Activity (UDA)	
	2017	2018
April	226	560
May	1,316	1,311
June	1,978	1,942
July	2,805	2,504
August	3,794	3,402
September	4,561	4,123
October	5,286	
November	6,365	
December	7,683	
January	8,886	
February	10,084	
March	11,290	
April	11,974	
May	11,974	
June	11,974	

QUALITY

	Quantity	Base Number	Contract	AT	Region	England
% of FP17s for the same patient ID Re-attending within 3 months - Children	39	675	5.8%	11.3%	11.4%	11.9%
% of FP17s for the same patient ID Re-attending within 3 months - Adults	219	1,821	12.0%	15.0%	15.7%	15.9%
% of FP17s for the same patient ID Re-attending between 3 & 9 months - Children	425	675	63.0%	57.7%	60.6%	58.1%
% of FP17s for the same patient ID Re-attending between 3 & 9 months - Adults	1,043	1,821	57.3%	48.5%	52.0%	50.6%
% of FP17s for Band 1 Urgent Courses	251	2,186	11.5%	9.7%	9.6%	9.1%
% of FP17s Relating to Free Repair or Replacements	11	2,186	0.5%	0.7%	0.7%	0.8%
% of FP17s Relating to Continuations	13	2,186	0.6%	0.8%	1.0%	1.1%
% of Patients satisfied with the dentistry they have received	4	4	N/A	92.7%	91.6%	91.4%
% of Patients satisfied with the time they had to wait for an appointment	4	4	N/A	89.7%	87.9%	87.7%

* This is based on patients treated on this contract for their most recent course of treatment. Figures in italics indicate the base number of FP17s or Patient Questionnaire responses are less than 100. N/A is shown where the base number of responses is less than 10 during the period. % is calculated as Quantity/Base number*100

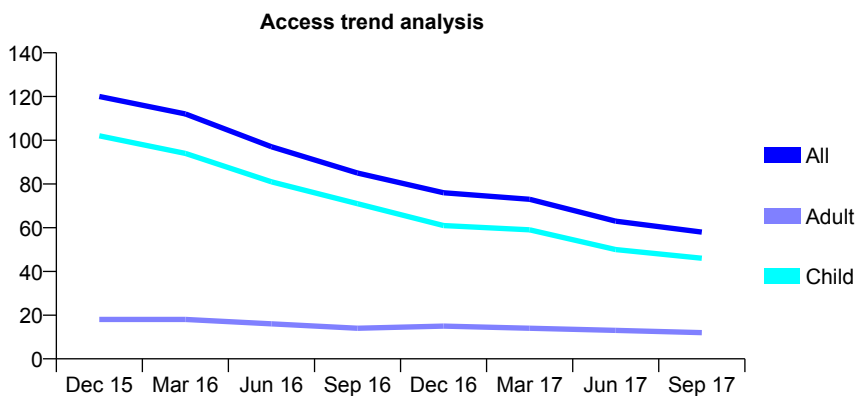
Q69 - Vital Signs At a Glance Contract Report for 186171/0001 - September 2017

Name or company name	MR AK MURGAI
Contract type name	GDS Contract
Purpose of contract	General
Contract start date	28/02/2014
Contract end date	

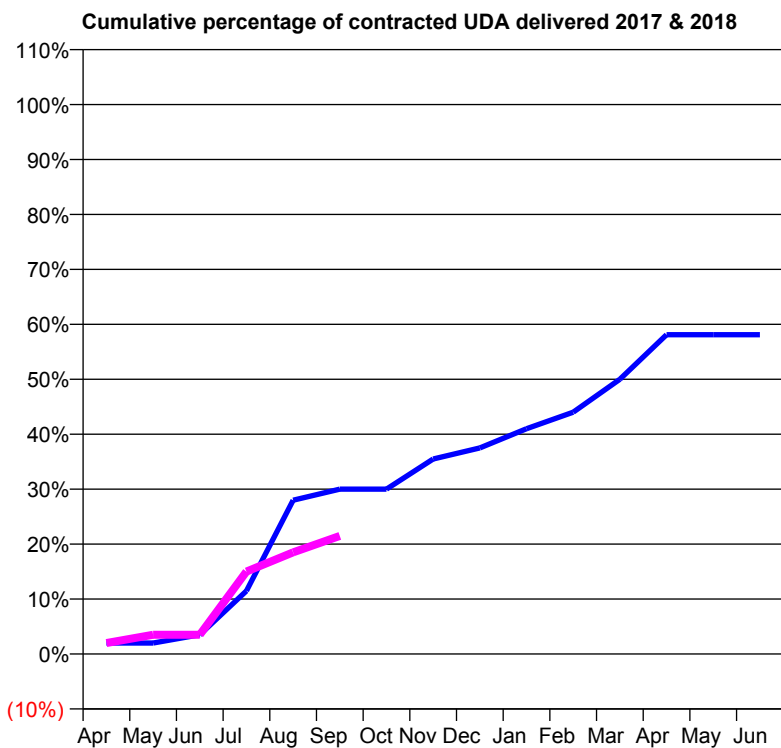
17/18 Contracted general activity (UDA)	200
Carry forward general activity (UDA)	0
17/18 Contracted orthodontic activity (UOA)	0
Carry forward orthodontic activity (UOA)	0
Baseline contract value	£4,714.03

ACCESS*

Patients seen in 24 months	Total	Change since previous quarter
Quarter ending September 2016	85	
Quarter ending December 2016	76	↓
Quarter ending March 2017	73	↓
Quarter ending June 2017	63	↓
Quarter ending September 2017	58	↓
Variance since September 2016	(31.8%)	↓



ACTIVITY



Month	Adjusted Scheduled Activity (UDA)	
	2017	2018
April	4	4
May	4	7
June	7	7
July	23	30
August	56	37
September	60	43
October	60	
November	71	
December	75	
January	82	
February	88	
March	100	
April	116	
May	116	
June	116	

QUALITY

	Quantity	Base Number	Contract	AT	Region	England
% of FP17s for the same patient ID Re-attending within 3 months - Children	0	29	0.0%	11.3%	11.4%	11.9%
% of FP17s for the same patient ID Re-attending within 3 months - Adults	0	3	0.0%	15.0%	15.7%	15.9%
% of FP17s for the same patient ID Re-attending between 3 & 9 months - Children	11	29	37.9%	57.7%	60.6%	58.1%
% of FP17s for the same patient ID Re-attending between 3 & 9 months - Adults	1	3	33.3%	48.5%	52.0%	50.6%
% of FP17s for Band 1 Urgent Courses	0	27	0.0%	9.7%	9.6%	9.1%
% of FP17s Relating to Free Repair or Replacements	0	27	0.0%	0.7%	0.7%	0.8%
% of FP17s Relating to Continuations	0	27	0.0%	0.8%	1.0%	1.1%
% of Patients satisfied with the dentistry they have received	0	0	N/A	92.7%	91.6%	91.4%
% of Patients satisfied with the time they had to wait for an appointment	0	0	N/A	89.7%	87.9%	87.7%

* This is based on patients treated on this contract for their most recent course of treatment. Figures in italics indicate the base number of FP17s or Patient Questionnaire responses are less than 100. N/A is shown where the base number of responses is less than 10 during the period. % is calculated as Quantity/Base number*100

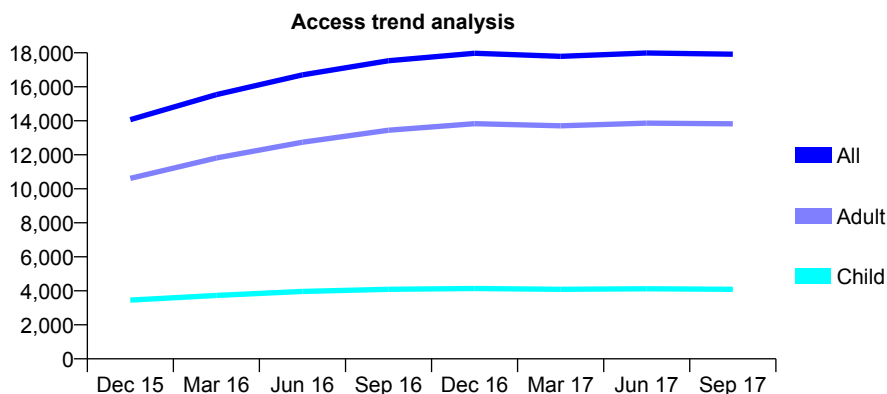
Q69 - Vital Signs At a Glance Contract Report for 186201/0001 - September 2017

Name or company name	Perfect Smile Bracknell Limited
Contract type name	GDS Contract
Purpose of contract	General
Contract start date	01/11/2014
Contract end date	

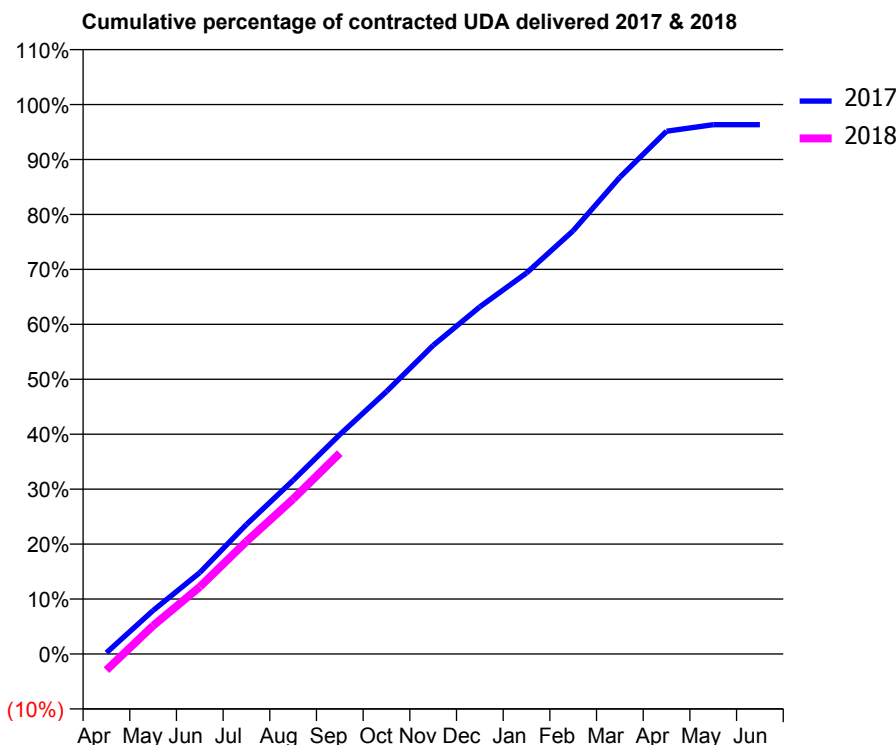
17/18 Contracted general activity (UDA)	48,508
Carry forward general activity (UDA)	1,856
17/18 Contracted orthodontic activity (UOA)	0
Carry forward orthodontic activity (UOA)	0
Baseline contract value	£1,219,032.85

ACCESS*

Patients seen in 24 months	Total	Change since previous quarter
Quarter ending September 2016	17,534	
Quarter ending December 2016	17,975	↑
Quarter ending March 2017	17,793	↓
Quarter ending June 2017	17,986	→
Quarter ending September 2017	17,919	→
Variance since September 2016	2.2%	↑



ACTIVITY



Month	Adjusted Scheduled Activity (UDA)	
	2017	2018
April	116	-1,430
May	4,003	2,499
June	7,478	5,933
July	11,895	9,944
August	15,950	13,679
September	20,144	17,735
October	24,104	
November	28,339	
December	31,876	
January	34,977	
February	38,862	
March	43,770	
April	47,989	
May	48,593	
June	48,592	

QUALITY

	Quantity	Base Number	Contract	AT	Region	England
% of FP17s for the same patient ID Re-attending within 3 months - Children	231	2,604	8.9%	11.3%	11.4%	11.9%
% of FP17s for the same patient ID Re-attending within 3 months - Adults	1,958	8,881	22.0%	15.0%	15.7%	15.9%
% of FP17s for the same patient ID Re-attending between 3 & 9 months - Children	1,047	2,604	40.2%	57.7%	60.6%	58.1%
% of FP17s for the same patient ID Re-attending between 3 & 9 months - Adults	3,047	8,881	34.3%	48.5%	52.0%	50.6%
% of FP17s for Band 1 Urgent Courses	1,136	9,403	12.1%	9.7%	9.6%	9.1%
% of FP17s Relating to Free Repair or Replacements	82	9,403	0.9%	0.7%	0.7%	0.8%
% of FP17s Relating to Continuations	381	9,403	4.1%	0.8%	1.0%	1.1%
% of Patients satisfied with the dentistry they have received	27	31	87.1%	92.7%	91.6%	91.4%
% of Patients satisfied with the time they had to wait for an appointment	26	31	83.9%	89.7%	87.9%	87.7%

* This is based on patients treated on this contract for their most recent course of treatment. Figures in italics indicate the base number of FP17s or Patient Questionnaire responses are less than 100. N/A is shown where the base number of responses is less than 10 during the period. % is calculated as Quantity/Base number*100

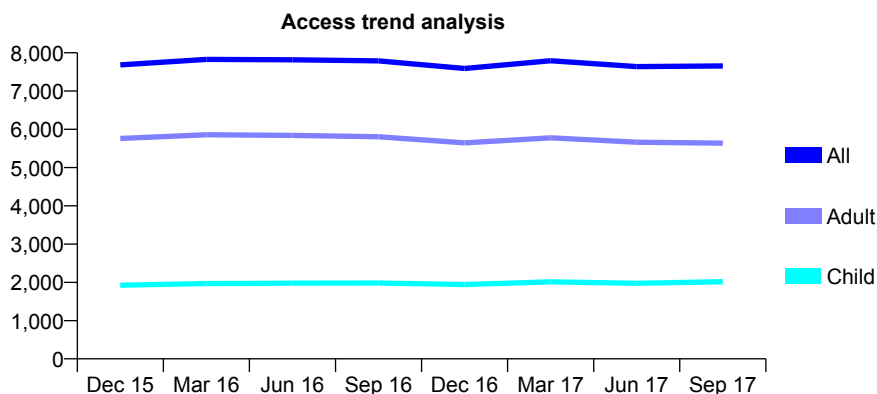
Q69 - Vital Signs At a Glance Contract Report for 186929/0001 - September 2017

Name or company name	Smile Care Twyford Limited
Contract type name	GDS Contract
Purpose of contract	General
Contract start date	01/07/2013
Contract end date	

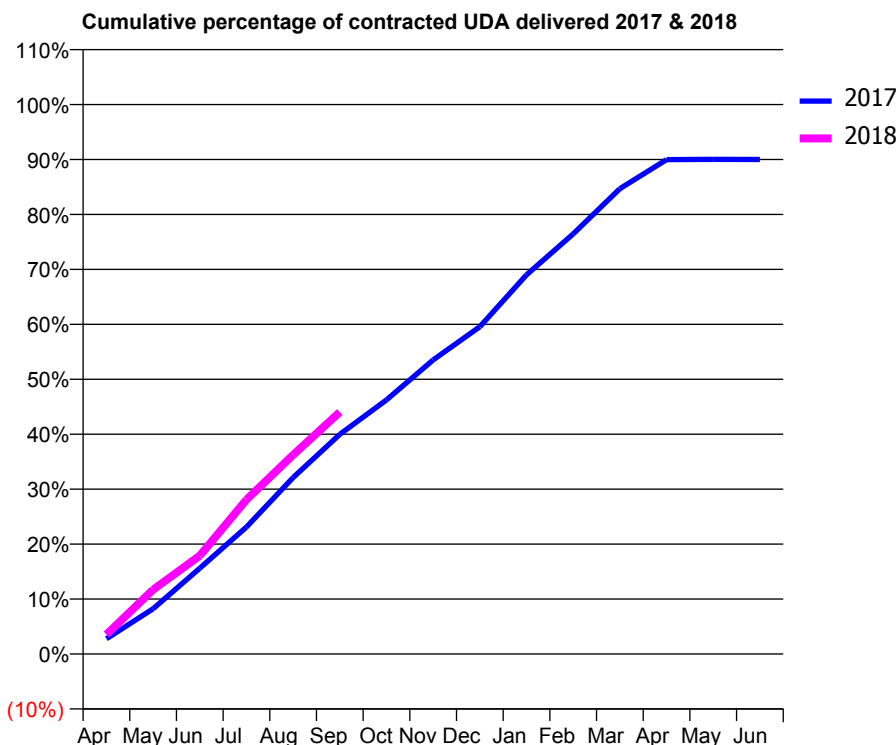
17/18 Contracted general activity (UDA)	15,956
Carry forward general activity (UDA)	0
17/18 Contracted orthodontic activity (UOA)	0
Carry forward orthodontic activity (UOA)	0
Baseline contract value	£378,917.86

ACCESS*

Patients seen in 24 months	Total	Change since previous quarter
Quarter ending September 2016	7,789	
Quarter ending December 2016	7,589	↓
Quarter ending March 2017	7,791	↑
Quarter ending June 2017	7,638	↓
Quarter ending September 2017	7,655	→
Variance since September 2016	(1.7%)	↓



ACTIVITY



Month	Adjusted Scheduled Activity (UDA)	
	2017	2018
April	478	568
May	1,418	1,867
June	2,689	2,857
July	3,981	4,483
August	5,535	5,784
September	6,891	7,024
October	7,969	
November	9,221	
December	10,265	
January	11,889	
February	13,176	
March	14,591	
April	15,504	
May	15,513	
June	15,507	

QUALITY

	Quantity	Base Number	Contract	AT	Region	England
% of FP17s for the same patient ID Re-attending within 3 months - Children	90	1,373	6.6%	11.3%	11.4%	11.9%
% of FP17s for the same patient ID Re-attending within 3 months - Adults	498	3,441	14.5%	15.0%	15.7%	15.9%
% of FP17s for the same patient ID Re-attending between 3 & 9 months - Children	800	1,373	58.3%	57.7%	60.6%	58.1%
% of FP17s for the same patient ID Re-attending between 3 & 9 months - Adults	1,615	3,441	46.9%	48.5%	52.0%	50.6%
% of FP17s for Band 1 Urgent Courses	378	3,940	9.6%	9.7%	9.6%	9.1%
% of FP17s Relating to Free Repair or Replacements	22	3,940	0.6%	0.7%	0.7%	0.8%
% of FP17s Relating to Continuations	19	3,940	0.5%	0.8%	1.0%	1.1%
% of Patients satisfied with the dentistry they have received	7	7	N/A	92.7%	91.6%	91.4%
% of Patients satisfied with the time they had to wait for an appointment	7	7	N/A	89.7%	87.9%	87.7%

* This is based on patients treated on this contract for their most recent course of treatment. Figures in italics indicate the base number of FP17s or Patient Questionnaire responses are less than 100. N/A is shown where the base number of responses is less than 10 during the period. % is calculated as Quantity/Base number*100

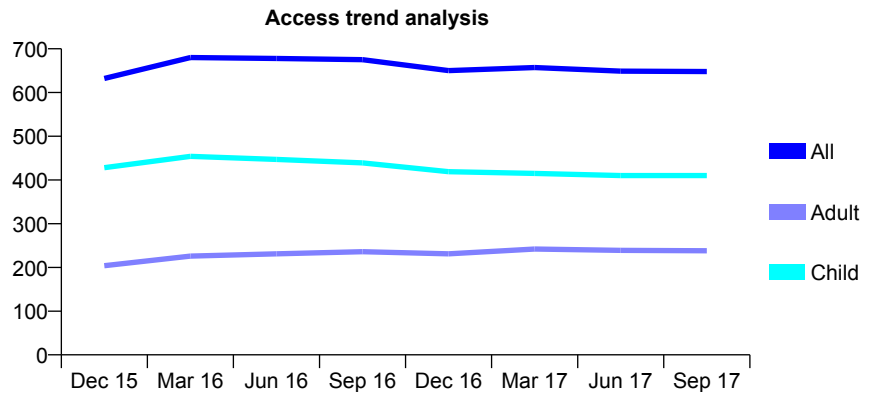
Q69 - Vital Signs At a Glance Contract Report for 188921/0001 - September 2017

Name or company name	Portman Healthcare Limited
Contract type name	GDS Contract
Purpose of contract	General
Contract start date	01/07/2009
Contract end date	

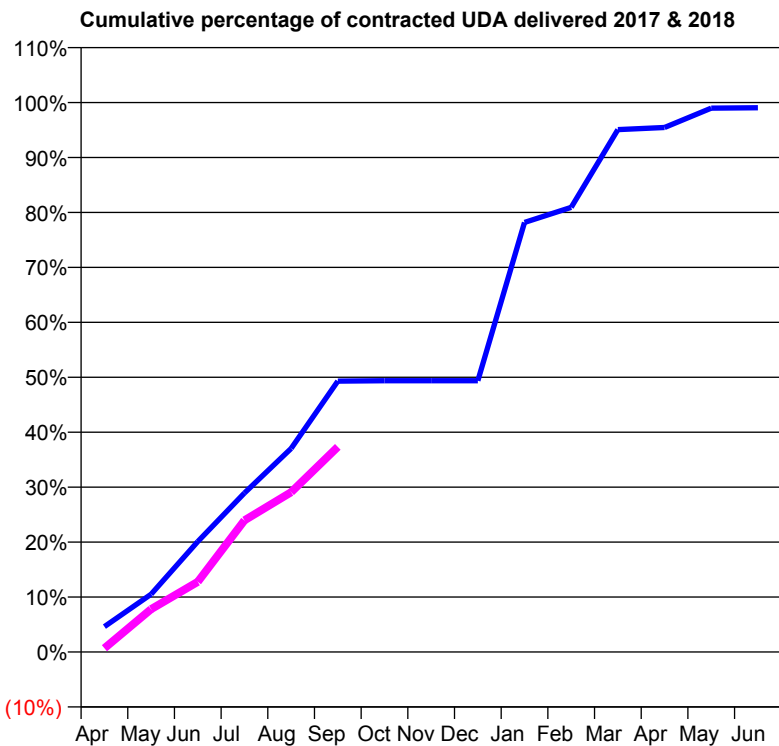
17/18 Contracted general activity (UDA)	1,308
Carry forward general activity (UDA)	13
17/18 Contracted orthodontic activity (UOA)	0
Carry forward orthodontic activity (UOA)	0
Baseline contract value	£31,273.00

ACCESS*

Patients seen in 24 months	Total	Change since previous quarter
Quarter ending September 2016	675	
Quarter ending December 2016	650	↓
Quarter ending March 2017	657	→
Quarter ending June 2017	649	↓
Quarter ending September 2017	648	→
Variance since September 2016	(4.0%)	↓



ACTIVITY



Month	Adjusted Scheduled Activity (UDA)	
	2017	2018
April	60	9
May	138	102
June	263	167
July	378	313
August	485	380
September	645	488
October	646	
November	646	
December	646	
January	1,022	
February	1,058	
March	1,244	
April	1,249	
May	1,295	
June	1,296	

QUALITY

	Quantity	Base Number	Contract	AT	Region	England
% of FP17s for the same patient ID Re-attending within 3 months - Children	27	341	7.9%	11.3%	11.4%	11.9%
% of FP17s for the same patient ID Re-attending within 3 months - Adults	9	101	8.9%	15.0%	15.7%	15.9%
% of FP17s for the same patient ID Re-attending between 3 & 9 months - Children	198	341	58.1%	57.7%	60.6%	58.1%
% of FP17s for the same patient ID Re-attending between 3 & 9 months - Adults	48	101	47.5%	48.5%	52.0%	50.6%
% of FP17s for Band 1 Urgent Courses	8	392	2.0%	9.7%	9.6%	9.1%
% of FP17s Relating to Free Repair or Replacements	0	392	0.0%	0.7%	0.7%	0.8%
% of FP17s Relating to Continuations	1	392	0.3%	0.8%	1.0%	1.1%
% of Patients satisfied with the dentistry they have received	2	2	N/A	92.7%	91.6%	91.4%
% of Patients satisfied with the time they had to wait for an appointment	2	2	N/A	89.7%	87.9%	87.7%

* This is based on patients treated on this contract for their most recent course of treatment. Figures in italics indicate the base number of FP17s or Patient Questionnaire responses are less than 100. N/A is shown where the base number of responses is less than 10 during the period. % is calculated as Quantity/Base number*100

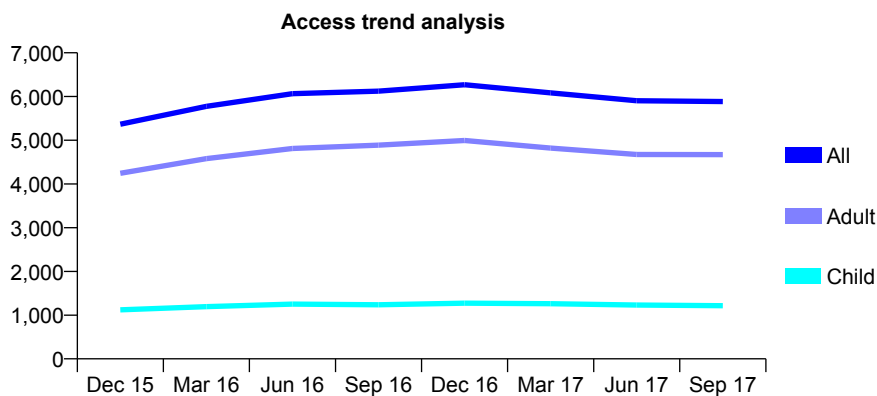
Q69 - Vital Signs At a Glance Contract Report for 189855/0001 - September 2017

Name or company name	Halford House Dental Partnership
Contract type name	GDS Contract
Purpose of contract	General
Contract start date	14/10/2014
Contract end date	

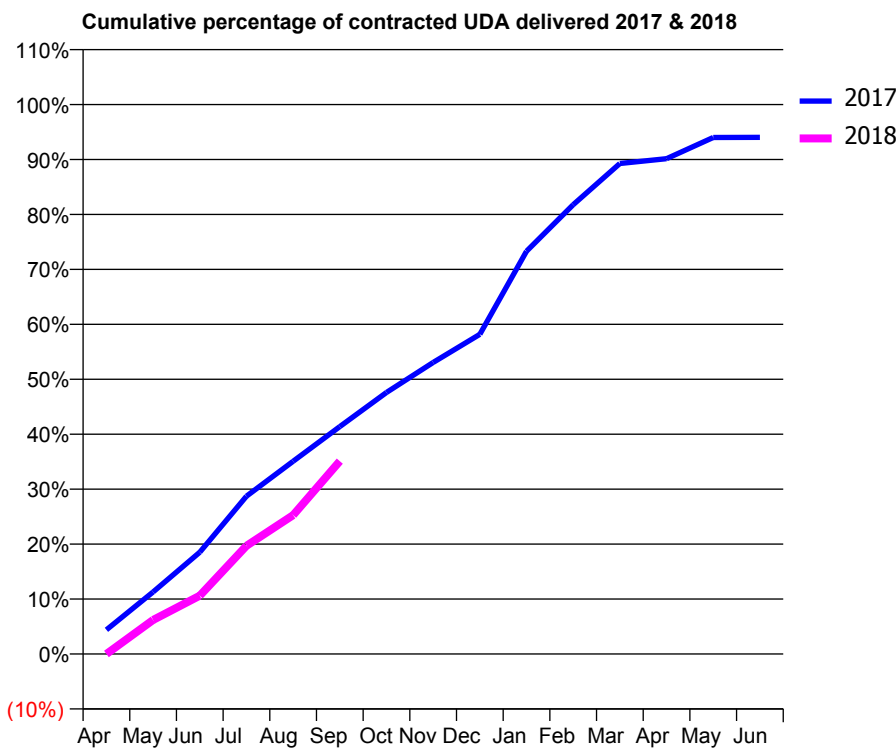
17/18 Contracted general activity (UDA)	19,855
Carry forward general activity (UDA)	0
17/18 Contracted orthodontic activity (UOA)	0
Carry forward orthodontic activity (UOA)	0
Baseline contract value	£436,017.23

ACCESS*

Patients seen in 24 months	Total	Change since previous quarter
Quarter ending September 2016	6,123	
Quarter ending December 2016	6,269	↑
Quarter ending March 2017	6,082	↓
Quarter ending June 2017	5,905	↓
Quarter ending September 2017	5,886	→
Variance since September 2016	(3.9%)	↓



ACTIVITY



Month	Adjusted Scheduled Activity (UDA)	
	2017	2018
April	877	0
May	2,243	1,231
June	3,679	2,110
July	5,702	3,910
August	6,965	5,017
September	8,219	6,971
October	9,450	
November	10,535	
December	11,550	
January	14,554	
February	16,235	
March	17,723	
April	17,898	
May	18,666	
June	18,670	

QUALITY

	Quantity	Base Number	Contract	AT	Region	England
% of FP17s for the same patient ID Re-attending within 3 months - Children	58	1,076	5.4%	11.3%	11.4%	11.9%
% of FP17s for the same patient ID Re-attending within 3 months - Adults	465	3,871	12.0%	15.0%	15.7%	15.9%
% of FP17s for the same patient ID Re-attending between 3 & 9 months - Children	739	1,076	68.7%	57.7%	60.6%	58.1%
% of FP17s for the same patient ID Re-attending between 3 & 9 months - Adults	2,471	3,871	63.8%	48.5%	52.0%	50.6%
% of FP17s for Band 1 Urgent Courses	352	4,424	8.0%	9.7%	9.6%	9.1%
% of FP17s Relating to Free Repair or Replacements	8	4,424	0.2%	0.7%	0.7%	0.8%
% of FP17s Relating to Continuations	67	4,424	1.5%	0.8%	1.0%	1.1%
% of Patients satisfied with the dentistry they have received	22	22	100.0%	92.7%	91.6%	91.4%
% of Patients satisfied with the time they had to wait for an appointment	22	22	100.0%	89.7%	87.9%	87.7%

* This is based on patients treated on this contract for their most recent course of treatment. Figures in italics indicate the base number of FP17s or Patient Questionnaire responses are less than 100. N/A is shown where the base number of responses is less than 10 during the period. % is calculated as Quantity/Base number*100

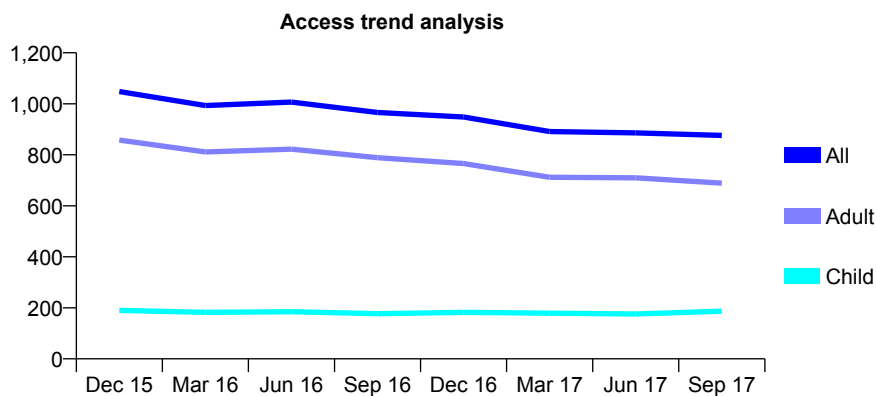
Q69 - Vital Signs At a Glance Contract Report for 190764/0001 - September 2017

Name or company name	The Dental Practice
Contract type name	GDS Contract
Purpose of contract	General
Contract start date	01/08/2012
Contract end date	

17/18 Contracted general activity (UDA)	4,946
Carry forward general activity (UDA)	0
17/18 Contracted orthodontic activity (UOA)	0
Carry forward orthodontic activity (UOA)	0
Baseline contract value	£119,132.91

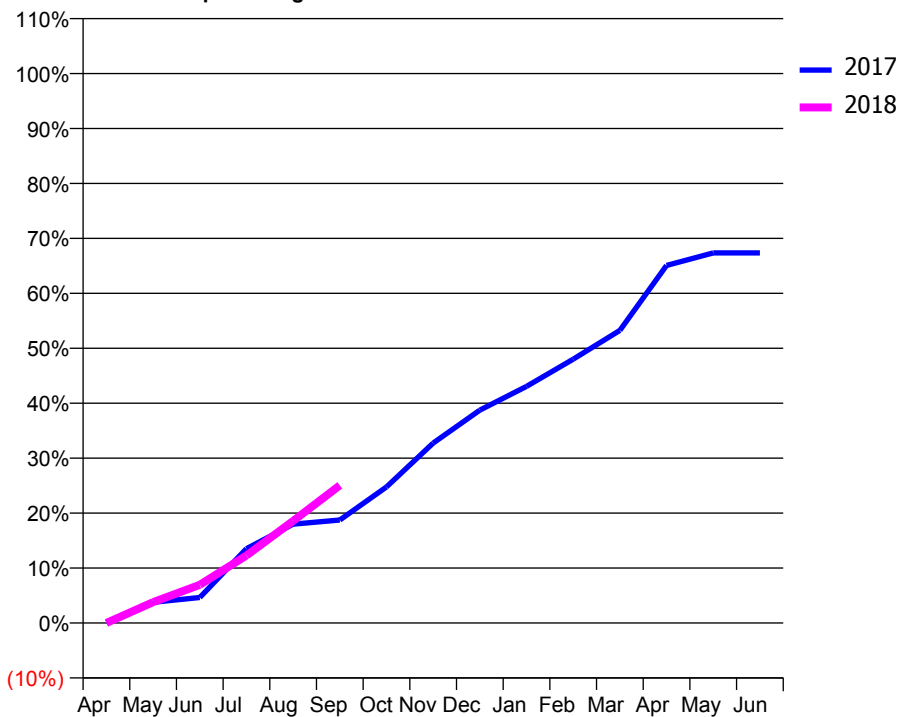
ACCESS*

Patients seen in 24 months	Total	Change since previous quarter
Quarter ending September 2016	966	
Quarter ending December 2016	948	↓
Quarter ending March 2017	891	↓
Quarter ending June 2017	886	→
Quarter ending September 2017	876	↓
Variance since September 2016	(9.3%)	↓



ACTIVITY

Cumulative percentage of contracted UDA delivered 2017 & 2018



Month	Adjusted Scheduled Activity (UDA)	
	2017	2018
April	6	0
May	187	187
June	229	344
July	669	608
August	890	919
September	927	1,239
October	1,224	
November	1,619	
December	1,916	
January	2,130	
February	2,374	
March	2,634	
April	3,218	
May	3,332	
June	3,332	

QUALITY

	Quantity	Base Number	Contract	AT	Region	England
% of FP17s for the same patient ID Re-attending within 3 months - Children	16	143	11.2%	11.3%	11.4%	11.9%
% of FP17s for the same patient ID Re-attending within 3 months - Adults	108	488	22.1%	15.0%	15.7%	15.9%
% of FP17s for the same patient ID Re-attending between 3 & 9 months - Children	61	143	42.7%	57.7%	60.6%	58.1%
% of FP17s for the same patient ID Re-attending between 3 & 9 months - Adults	192	488	39.3%	48.5%	52.0%	50.6%
% of FP17s for Band 1 Urgent Courses	69	451	15.3%	9.7%	9.6%	9.1%
% of FP17s Relating to Free Repair or Replacements	4	451	0.9%	0.7%	0.7%	0.8%
% of FP17s Relating to Continuations	1	451	0.2%	0.8%	1.0%	1.1%
% of Patients satisfied with the dentistry they have received	3	3	N/A	92.7%	91.6%	91.4%
% of Patients satisfied with the time they had to wait for an appointment	3	3	N/A	89.7%	87.9%	87.7%

* This is based on patients treated on this contract for their most recent course of treatment. Figures in italics indicate the base number of FP17s or Patient Questionnaire responses are less than 100. N/A is shown where the base number of responses is less than 10 during the period. % is calculated as Quantity/Base number*100

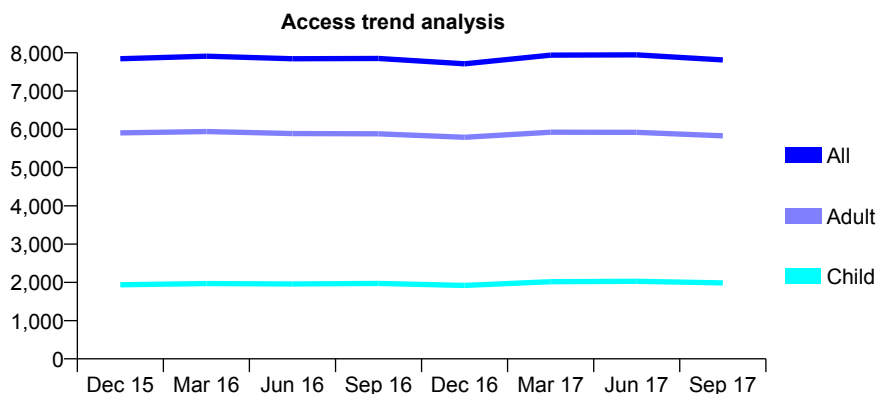
Q69 - Vital Signs At a Glance Contract Report for 193550/0001 - September 2017

Name or company name	Banbury Dental Surgery
Contract type name	GDS Contract
Purpose of contract	General
Contract start date	01/08/2009
Contract end date	

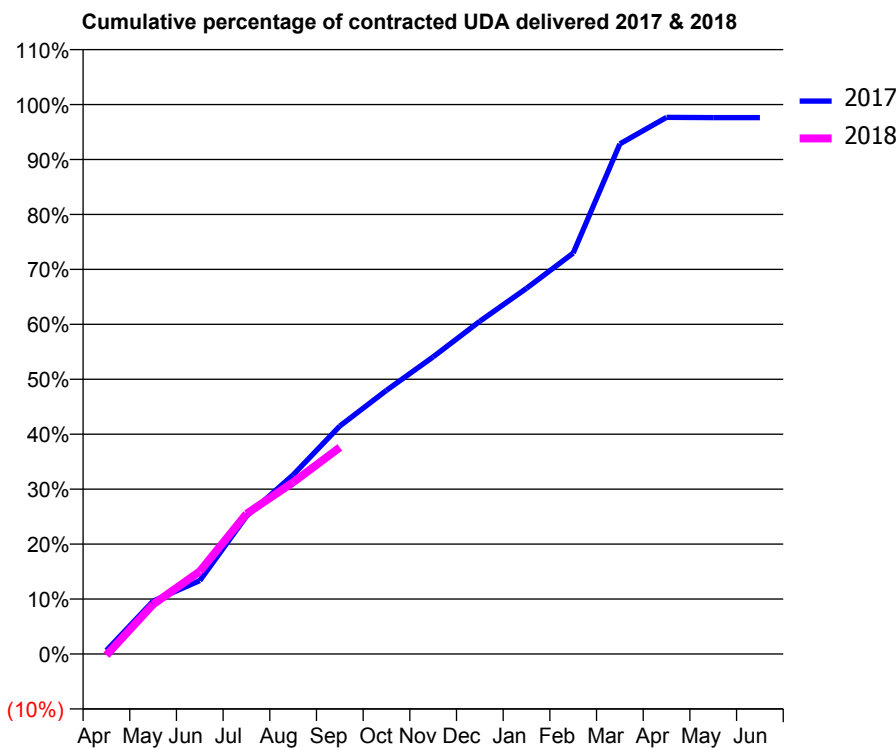
17/18 Contracted general activity (UDA)	22,000
Carry forward general activity (UDA)	526
17/18 Contracted orthodontic activity (UOA)	0
Carry forward orthodontic activity (UOA)	0
Baseline contract value	£494,548.80

ACCESS*

Patients seen in 24 months	Total	Change since previous quarter
Quarter ending September 2016	7,852	
Quarter ending December 2016	7,712	↓
Quarter ending March 2017	7,940	↑
Quarter ending June 2017	7,946	→
Quarter ending September 2017	7,815	↓
Variance since September 2016	(0.5%)	→



ACTIVITY



Month	Adjusted Scheduled Activity (UDA)	
	2017	2018
April	139	-50
May	2,117	1,991
June	2,938	3,305
July	5,518	5,616
August	7,172	6,875
September	9,126	8,273
October	10,558	
November	11,898	
December	13,320	
January	14,641	
February	16,051	
March	20,421	
April	21,486	
May	21,474	
June	21,474	

QUALITY

	Quantity	Base Number	Contract	AT	Region	England
% of FP17s for the same patient ID Re-attending within 3 months - Children	118	1,520	7.8%	11.3%	11.4%	11.9%
% of FP17s for the same patient ID Re-attending within 3 months - Adults	542	3,904	13.9%	15.0%	15.7%	15.9%
% of FP17s for the same patient ID Re-attending between 3 & 9 months - Children	942	1,520	62.0%	57.7%	60.6%	58.1%
% of FP17s for the same patient ID Re-attending between 3 & 9 months - Adults	2,135	3,904	54.7%	48.5%	52.0%	50.6%
% of FP17s for Band 1 Urgent Courses	370	4,912	7.5%	9.7%	9.6%	9.1%
% of FP17s Relating to Free Repair or Replacements	59	4,912	1.2%	0.7%	0.7%	0.8%
% of FP17s Relating to Continuations	19	4,912	0.4%	0.8%	1.0%	1.1%
% of Patients satisfied with the dentistry they have received	17	21	81.0%	92.7%	91.6%	91.4%
% of Patients satisfied with the time they had to wait for an appointment	20	21	95.2%	89.7%	87.9%	87.7%

* This is based on patients treated on this contract for their most recent course of treatment. Figures in italics indicate the base number of FP17s or Patient Questionnaire responses are less than 100. N/A is shown where the base number of responses is less than 10 during the period. % is calculated as Quantity/Base number*100

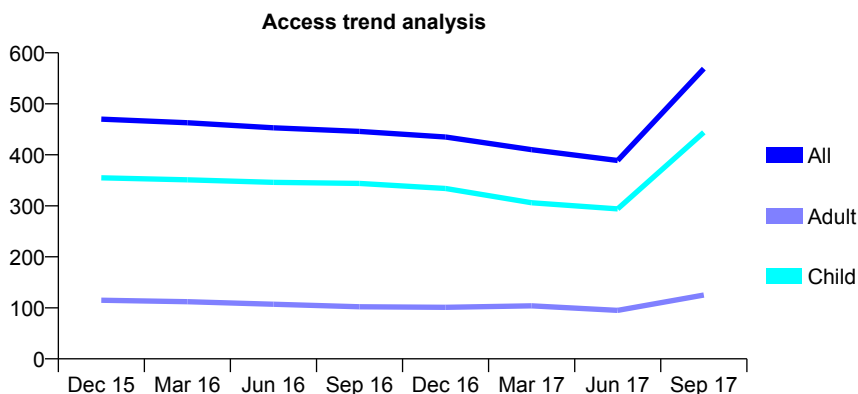
Q69 - Vital Signs At a Glance Contract Report for 195057/0001 - September 2017

Name or company name	AM Dentalcare
Contract type name	GDS Contract
Purpose of contract	General
Contract start date	01/09/2011
Contract end date	

17/18 Contracted general activity (UDA)	2,427
Carry forward general activity (UDA)	-11
17/18 Contracted orthodontic activity (UOA)	0
Carry forward orthodontic activity (UOA)	0
Baseline contract value	£58,010.77

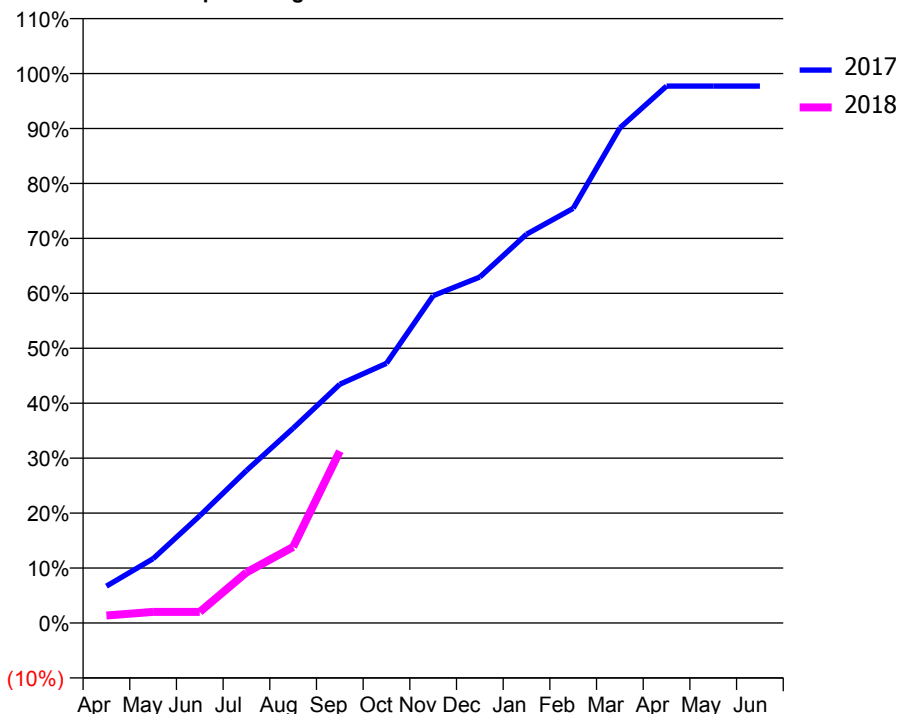
ACCESS*

Patients seen in 24 months	Total	Change since previous quarter
Quarter ending September 2016	446	
Quarter ending December 2016	435	↓
Quarter ending March 2017	410	↓
Quarter ending June 2017	389	↓
Quarter ending September 2017	569	↑
Variance since September 2016	27.6%	↑



ACTIVITY

Cumulative percentage of contracted UDA delivered 2017 & 2018



Adjusted Scheduled Activity (UDA)

Month	2017	2018
April	67	33
May	117	49
June	195	49
July	277	224
August	354	336
September	435	759
October	473	
November	596	
December	630	
January	708	
February	755	
March	901	
April	977	
May	977	
June	977	

QUALITY

	Quantity	Base Number	Contract	AT	Region	England
% of FP17s for the same patient ID Re-attending within 3 months - Children	15	371	4.0%	11.3%	11.4%	11.9%
% of FP17s for the same patient ID Re-attending within 3 months - Adults	13	85	15.3%	15.0%	15.7%	15.9%
% of FP17s for the same patient ID Re-attending between 3 & 9 months - Children	108	371	29.1%	57.7%	60.6%	58.1%
% of FP17s for the same patient ID Re-attending between 3 & 9 months - Adults	19	85	22.4%	48.5%	52.0%	50.6%
% of FP17s for Band 1 Urgent Courses	32	418	7.7%	9.7%	9.6%	9.1%
% of FP17s Relating to Free Repair or Replacements	1	418	0.2%	0.7%	0.7%	0.8%
% of FP17s Relating to Continuations	7	418	1.7%	0.8%	1.0%	1.1%
% of Patients satisfied with the dentistry they have received	1	1	N/A	92.7%	91.6%	91.4%
% of Patients satisfied with the time they had to wait for an appointment	1	1	N/A	89.7%	87.9%	87.7%

* This is based on patients treated on this contract for their most recent course of treatment. Figures in italics indicate the base number of FP17s or Patient Questionnaire responses are less than 100. N/A is shown where the base number of responses is less than 10 during the period. % is calculated as Quantity/Base number*100

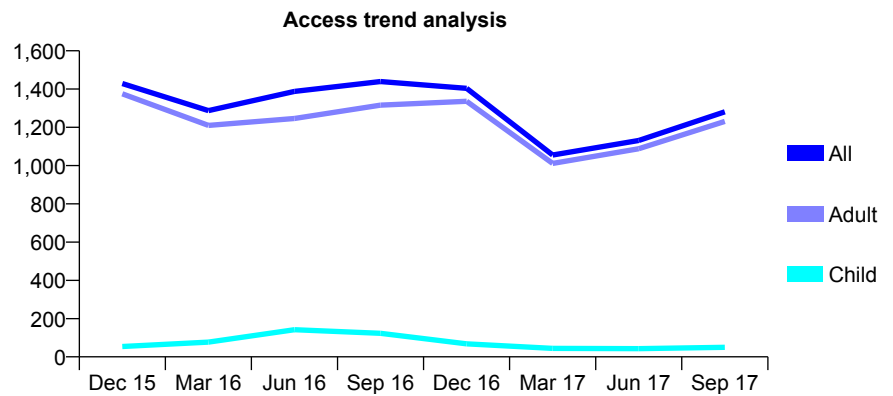
Q69 - Vital Signs At a Glance Contract Report for 195472/0001 - September 2017

Name or company name	DA CLINICS LTD
Contract type name	GDS Contract
Purpose of contract	General
Contract start date	01/04/2008
Contract end date	

17/18 Contracted general activity (UDA)	5,053
Carry forward general activity (UDA)	198
17/18 Contracted orthodontic activity (UOA)	0
Carry forward orthodontic activity (UOA)	0
Baseline contract value	£103,821.51

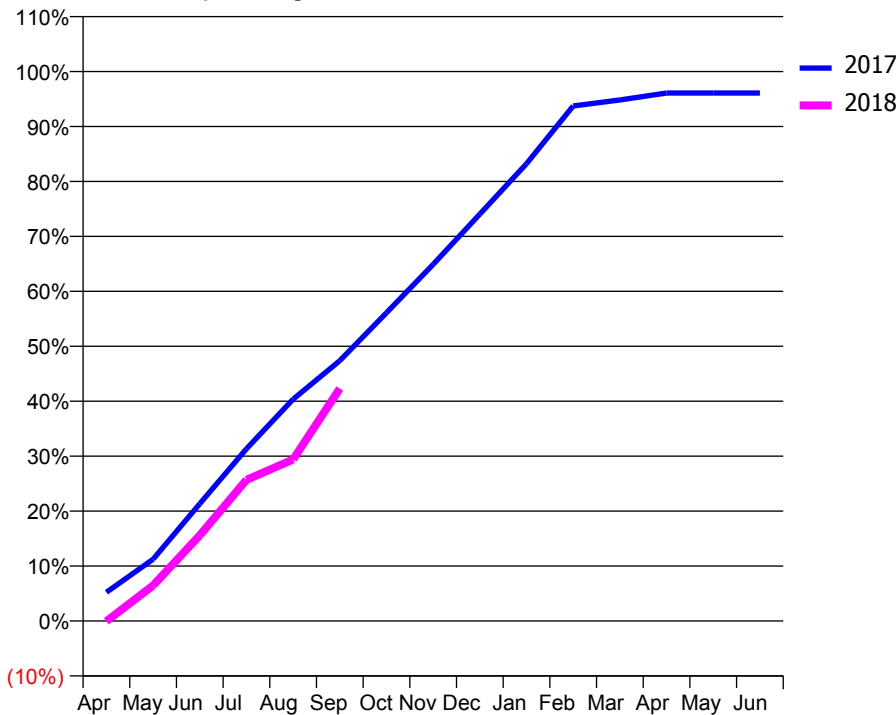
ACCESS*

Patients seen in 24 months	Total	Change since previous quarter
Quarter ending September 2016	1,439	
Quarter ending December 2016	1,404	↓
Quarter ending March 2017	1,055	↓
Quarter ending June 2017	1,131	↑
Quarter ending September 2017	1,281	↑
Variance since September 2016	(11.0%)	↓



ACTIVITY

Cumulative percentage of contracted UDA delivered 2017 & 2018



Month	Adjusted Scheduled Activity (UDA)	
	2017	2018
April	264	-4
May	568	326
June	1,078	788
July	1,584	1,298
August	2,040	1,486
September	2,394	2,137
October	2,834	
November	3,279	
December	3,742	
January	4,205	
February	4,736	
March	4,792	
April	4,855	
May	4,855	
June	4,855	

QUALITY

	Quantity	Base Number	Contract	AT	Region	England
% of FP17s for the same patient ID Re-attending within 3 months - Children	0	43	0.0%	11.3%	11.4%	11.9%
% of FP17s for the same patient ID Re-attending within 3 months - Adults	110	1,211	9.1%	15.0%	15.7%	15.9%
% of FP17s for the same patient ID Re-attending between 3 & 9 months - Children	4	43	9.3%	57.7%	60.6%	58.1%
% of FP17s for the same patient ID Re-attending between 3 & 9 months - Adults	703	1,211	58.1%	48.5%	52.0%	50.6%
% of FP17s for Band 1 Urgent Courses	61	1,231	5.0%	9.7%	9.6%	9.1%
% of FP17s Relating to Free Repair or Replacements	13	1,231	1.1%	0.7%	0.7%	0.8%
% of FP17s Relating to Continuations	27	1,231	2.2%	0.8%	1.0%	1.1%
% of Patients satisfied with the dentistry they have received	2	3	N/A	92.7%	91.6%	91.4%
% of Patients satisfied with the time they had to wait for an appointment	3	3	N/A	89.7%	87.9%	87.7%

* This is based on patients treated on this contract for their most recent course of treatment. Figures in italics indicate the base number of FP17s or Patient Questionnaire responses are less than 100. N/A is shown where the base number of responses is less than 10 during the period. % is calculated as Quantity/Base number*100

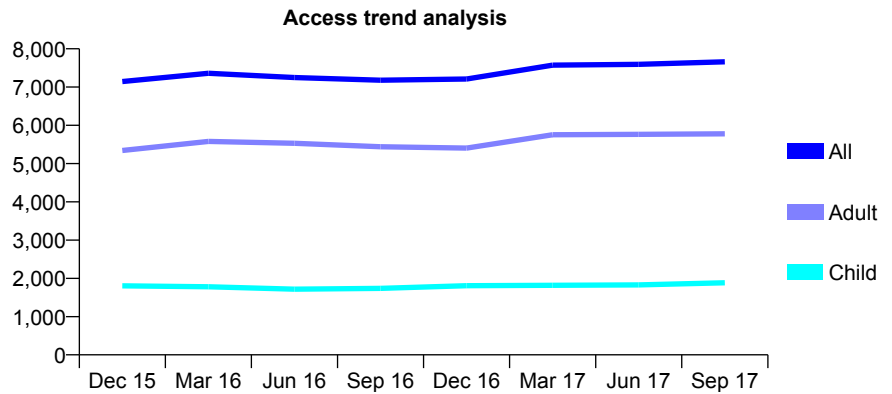
Q69 - Vital Signs At a Glance Contract Report for 195472/0002 - September 2017

Name or company name	DA CLINICS LTD
Contract type name	GDS Contract
Purpose of contract	General
Contract start date	01/04/2008
Contract end date	

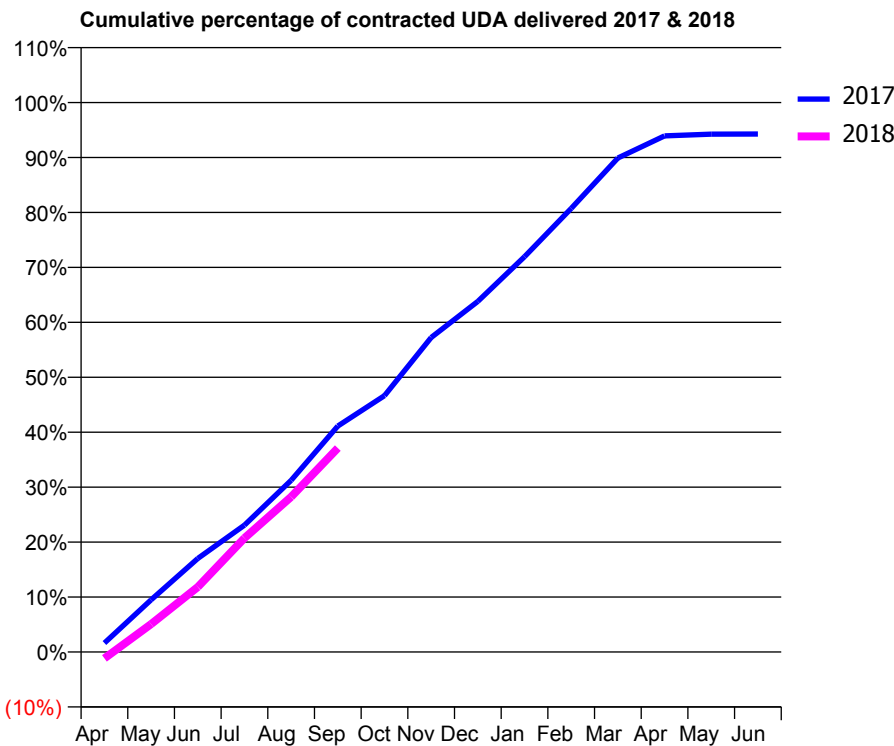
17/18 Contracted general activity (UDA)	22,660
Carry forward general activity (UDA)	907
17/18 Contracted orthodontic activity (UOA)	0
Carry forward orthodontic activity (UOA)	0
Baseline contract value	£550,886.02

ACCESS*

Patients seen in 24 months	Total	Change since previous quarter
Quarter ending September 2016	7,178	
Quarter ending December 2016	7,211	→
Quarter ending March 2017	7,573	↑
Quarter ending June 2017	7,593	→
Quarter ending September 2017	7,661	→
Variance since September 2016	6.7%	↑



ACTIVITY



Month	Adjusted Scheduled Activity (UDA)	
	2017	2018
April	369	-265
May	2,153	1,149
June	3,856	2,680
July	5,232	4,698
August	7,078	6,397
September	9,318	8,411
October	10,569	
November	12,970	
December	14,457	
January	16,302	
February	18,294	
March	20,368	
April	21,282	
May	21,353	
June	21,363	

QUALITY

	Quantity	Base Number	Contract	AT	Region	England
% of FP17s for the same patient ID Re-attending within 3 months - Children	82	1,530	5.4%	11.3%	11.4%	11.9%
% of FP17s for the same patient ID Re-attending within 3 months - Adults	489	4,515	10.8%	15.0%	15.7%	15.9%
% of FP17s for the same patient ID Re-attending between 3 & 9 months - Children	980	1,530	64.1%	57.7%	60.6%	58.1%
% of FP17s for the same patient ID Re-attending between 3 & 9 months - Adults	2,895	4,515	64.1%	48.5%	52.0%	50.6%
% of FP17s for Band 1 Urgent Courses	265	5,512	4.8%	9.7%	9.6%	9.1%
% of FP17s Relating to Free Repair or Replacements	24	5,512	0.4%	0.7%	0.7%	0.8%
% of FP17s Relating to Continuations	52	5,512	0.9%	0.8%	1.0%	1.1%
% of Patients satisfied with the dentistry they have received	9	10	90.0%	92.7%	91.6%	91.4%
% of Patients satisfied with the time they had to wait for an appointment	8	10	80.0%	89.7%	87.9%	87.7%

* This is based on patients treated on this contract for their most recent course of treatment. Figures in italics indicate the base number of FP17s or Patient Questionnaire responses are less than 100. N/A is shown where the base number of responses is less than 10 during the period. % is calculated as Quantity/Base number*100

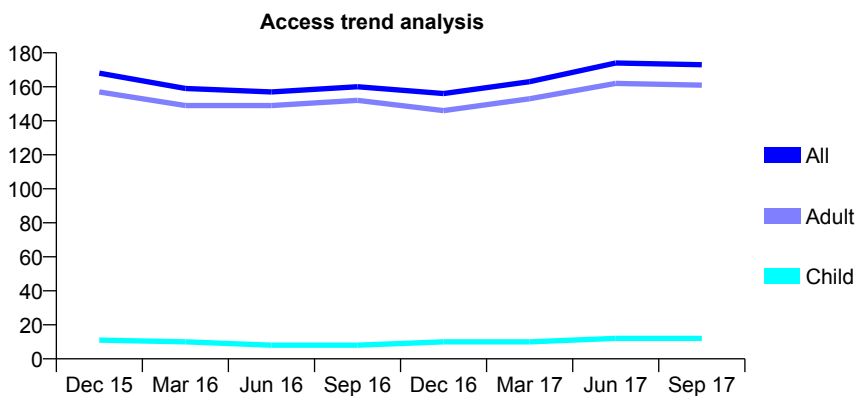
Q69 - Vital Signs At a Glance Contract Report for 195472/0003 - September 2017

Name or company name	DA CLINICS LTD
Contract type name	PDS Contract
Purpose of contract	General
Contract start date	01/04/2008
Contract end date	31/03/2019

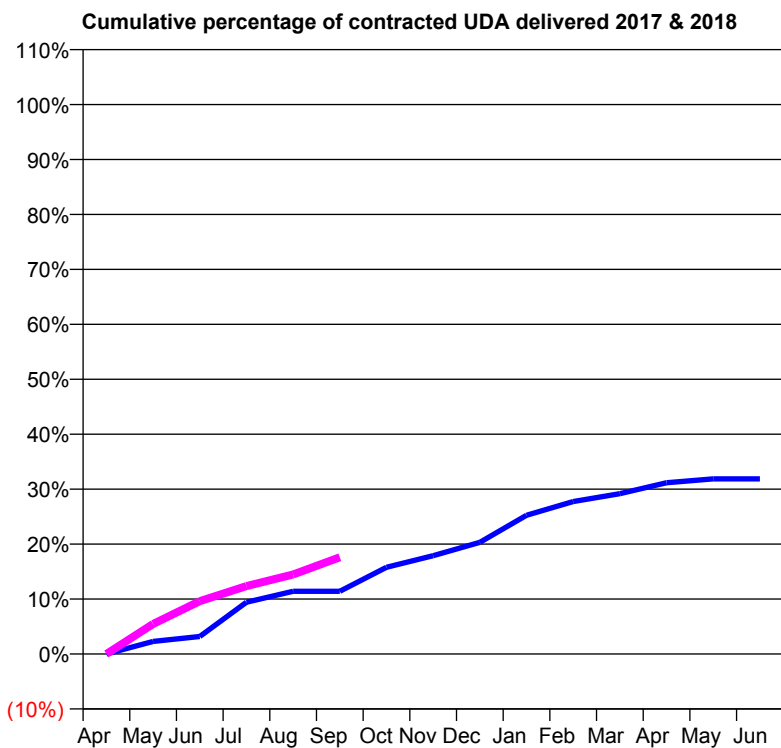
17/18 Contracted general activity (UDA)	1,204
Carry forward general activity (UDA)	0
17/18 Contracted orthodontic activity (UOA)	0
Carry forward orthodontic activity (UOA)	0
Baseline contract value	£53,532.27

ACCESS*

Patients seen in 24 months	Total	Change since previous quarter
Quarter ending September 2016	160	
Quarter ending December 2016	156	↓
Quarter ending March 2017	163	↑
Quarter ending June 2017	174	↑
Quarter ending September 2017	173	→
Variance since September 2016	8.1%	↑



ACTIVITY



Month	Adjusted Scheduled Activity (UDA)	
	2017	2018
April	0	0
May	28	66
June	38	116
July	113	149
August	137	174
September	137	212
October	190	
November	215	
December	245	
January	304	
February	334	
March	351	
April	375	
May	384	
June	384	

QUALITY

	Quantity	Base Number	Contract	AT	Region	England
% of FP17s for the same patient ID Re-attending within 3 months - Children	0	22	0.0%	11.3%	11.4%	11.9%
% of FP17s for the same patient ID Re-attending within 3 months - Adults	1	170	0.6%	15.0%	15.7%	15.9%
% of FP17s for the same patient ID Re-attending between 3 & 9 months - Children	0	22	0.0%	57.7%	60.6%	58.1%
% of FP17s for the same patient ID Re-attending between 3 & 9 months - Adults	0	170	0.0%	48.5%	52.0%	50.6%
% of FP17s for Band 1 Urgent Courses	153	167	91.6%	9.7%	9.6%	9.1%
% of FP17s Relating to Free Repair or Replacements	0	167	0.0%	0.7%	0.7%	0.8%
% of FP17s Relating to Continuations	0	167	0.0%	0.8%	1.0%	1.1%
% of Patients satisfied with the dentistry they have received	0	0	N/A	92.7%	91.6%	91.4%
% of Patients satisfied with the time they had to wait for an appointment	0	0	N/A	89.7%	87.9%	87.7%

* This is based on patients treated on this contract for their most recent course of treatment. Figures in italics indicate the base number of FP17s or Patient Questionnaire responses are less than 100. N/A is shown where the base number of responses is less than 10 during the period. % is calculated as Quantity/Base number*100

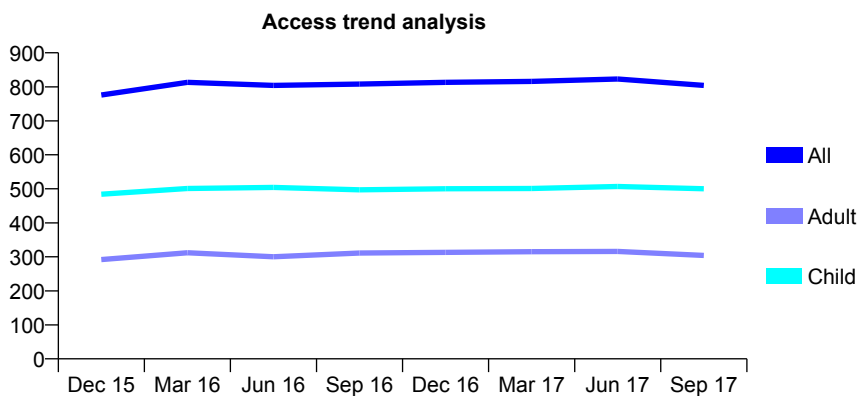
Q69 - Vital Signs At a Glance Contract Report for 195537/0001 - September 2017

Name or company name	Charlbury Dental Practice
Contract type name	GDS Contract
Purpose of contract	General
Contract start date	01/09/2012
Contract end date	

17/18 Contracted general activity (UDA)	2,183
Carry forward general activity (UDA)	-37
17/18 Contracted orthodontic activity (UOA)	0
Carry forward orthodontic activity (UOA)	0
Baseline contract value	£48,743.35

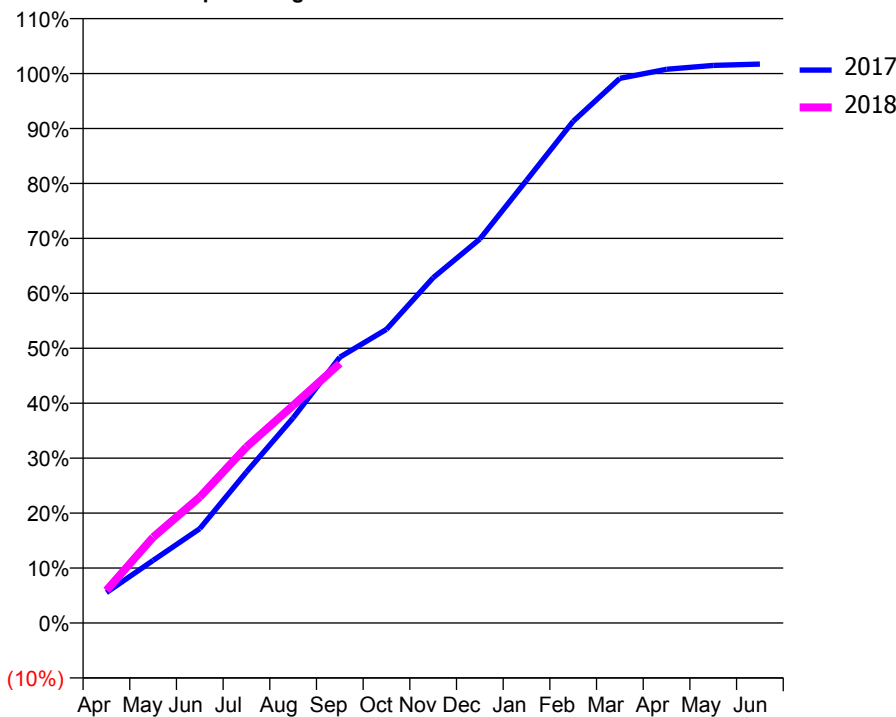
ACCESS*

Patients seen in 24 months	Total	Change since previous quarter
Quarter ending September 2016	808	
Quarter ending December 2016	813	→
Quarter ending March 2017	816	→
Quarter ending June 2017	823	→
Quarter ending September 2017	804	↓
Variance since September 2016	(0.5%)	→



ACTIVITY

Cumulative percentage of contracted UDA delivered 2017 & 2018



Month	Adjusted Scheduled Activity (UDA)	
	2017	2018
April	121	129
May	249	341
June	375	500
July	600	699
August	815	864
September	1,056	1,031
October	1,167	
November	1,372	
December	1,526	
January	1,759	
February	1,993	
March	2,164	
April	2,200	
May	2,215	
June	2,220	

QUALITY

	Quantity	Base Number	Contract	AT	Region	England
% of FP17s for the same patient ID Re-attending within 3 months - Children	67	527	12.7%	11.3%	11.4%	11.9%
% of FP17s for the same patient ID Re-attending within 3 months - Adults	35	215	16.3%	15.0%	15.7%	15.9%
% of FP17s for the same patient ID Re-attending between 3 & 9 months - Children	392	527	74.4%	57.7%	60.6%	58.1%
% of FP17s for the same patient ID Re-attending between 3 & 9 months - Adults	131	215	60.9%	48.5%	52.0%	50.6%
% of FP17s for Band 1 Urgent Courses	27	705	3.8%	9.7%	9.6%	9.1%
% of FP17s Relating to Free Repair or Replacements	1	705	0.1%	0.7%	0.7%	0.8%
% of FP17s Relating to Continuations	14	705	2.0%	0.8%	1.0%	1.1%
% of Patients satisfied with the dentistry they have received	0	0	N/A	92.7%	91.6%	91.4%
% of Patients satisfied with the time they had to wait for an appointment	0	0	N/A	89.7%	87.9%	87.7%

* This is based on patients treated on this contract for their most recent course of treatment. Figures in italics indicate the base number of FP17s or Patient Questionnaire responses are less than 100. N/A is shown where the base number of responses is less than 10 during the period. % is calculated as Quantity/Base number*100

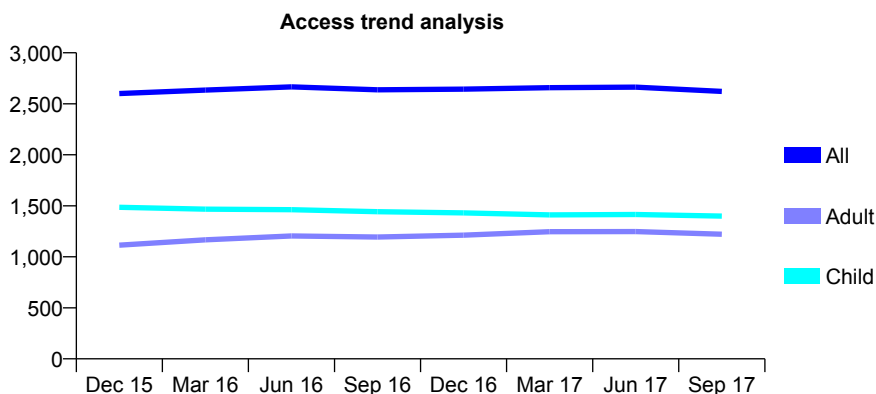
Q69 - Vital Signs At a Glance Contract Report for 197807/0001 - September 2017

Name or company name	Linden Dental Surgery Ltd
Contract type name	GDS Contract
Purpose of contract	General
Contract start date	01/04/2008
Contract end date	

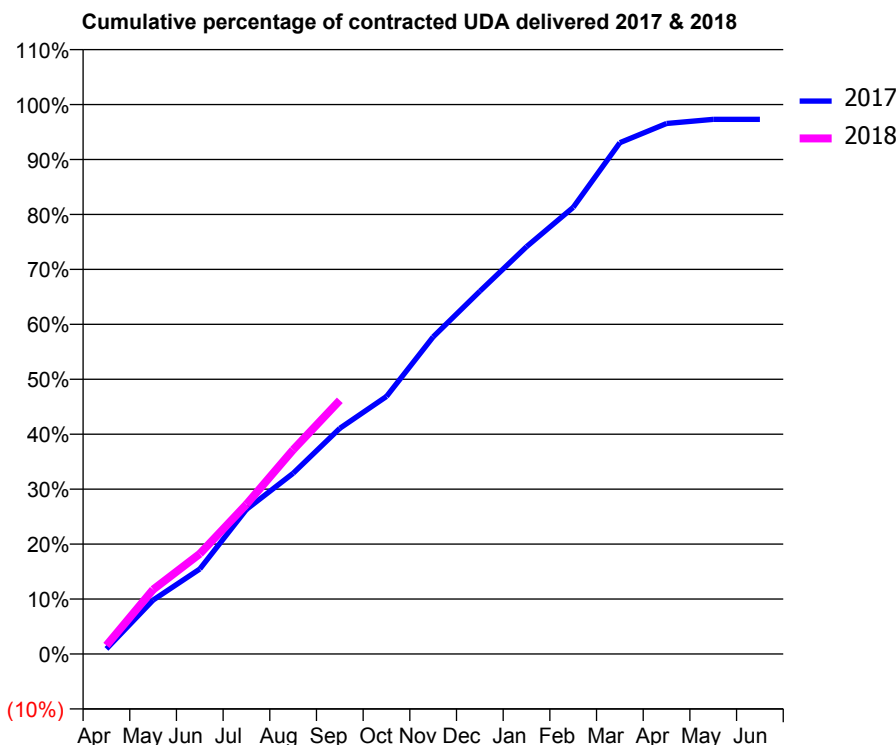
17/18 Contracted general activity (UDA)	5,007
Carry forward general activity (UDA)	135
17/18 Contracted orthodontic activity (UOA)	0
Carry forward orthodontic activity (UOA)	0
Baseline contract value	£110,200.40

ACCESS*

Patients seen in 24 months	Total	Change since previous quarter
Quarter ending September 2016	2,637	
Quarter ending December 2016	2,644	→
Quarter ending March 2017	2,658	→
Quarter ending June 2017	2,663	→
Quarter ending September 2017	2,621	↓
Variance since September 2016	(0.6%)	→



ACTIVITY



Month	Adjusted Scheduled Activity (UDA)	
	2017	2018
April	47	78
May	492	587
June	774	913
July	1,318	1,364
August	1,647	1,861
September	2,057	2,312
October	2,347	
November	2,890	
December	3,306	
January	3,711	
February	4,069	
March	4,659	
April	4,834	
May	4,872	
June	4,872	

QUALITY

	Quantity	Base Number	Contract	AT	Region	England
% of FP17s for the same patient ID Re-attending within 3 months - Children	75	1,030	7.3%	11.3%	11.4%	11.9%
% of FP17s for the same patient ID Re-attending within 3 months - Adults	83	602	13.8%	15.0%	15.7%	15.9%
% of FP17s for the same patient ID Re-attending between 3 & 9 months - Children	534	1,030	51.8%	57.7%	60.6%	58.1%
% of FP17s for the same patient ID Re-attending between 3 & 9 months - Adults	215	602	35.7%	48.5%	52.0%	50.6%
% of FP17s for Band 1 Urgent Courses	115	1,513	7.6%	9.7%	9.6%	9.1%
% of FP17s Relating to Free Repair or Replacements	2	1,513	0.1%	0.7%	0.7%	0.8%
% of FP17s Relating to Continuations	4	1,513	0.3%	0.8%	1.0%	1.1%
% of Patients satisfied with the dentistry they have received	4	4	N/A	92.7%	91.6%	91.4%
% of Patients satisfied with the time they had to wait for an appointment	4	4	N/A	89.7%	87.9%	87.7%

* This is based on patients treated on this contract for their most recent course of treatment. Figures in italics indicate the base number of FP17s or Patient Questionnaire responses are less than 100. N/A is shown where the base number of responses is less than 10 during the period. % is calculated as Quantity/Base number*100

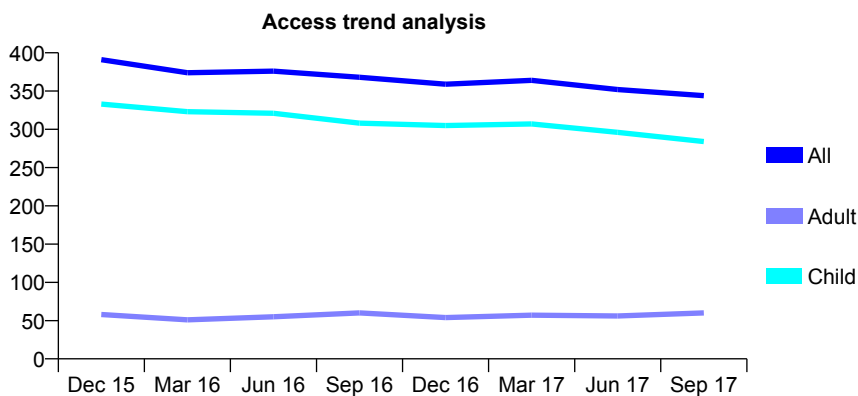
Q69 - Vital Signs At a Glance Contract Report for 198161/0001 - September 2017

Name or company name	Babber,Khabra and Frankel
Contract type name	GDS Contract
Purpose of contract	General
Contract start date	01/05/2012
Contract end date	

17/18 Contracted general activity (UDA)	870
Carry forward general activity (UDA)	15
17/18 Contracted orthodontic activity (UOA)	0
Carry forward orthodontic activity (UOA)	0
Baseline contract value	£21,217.65

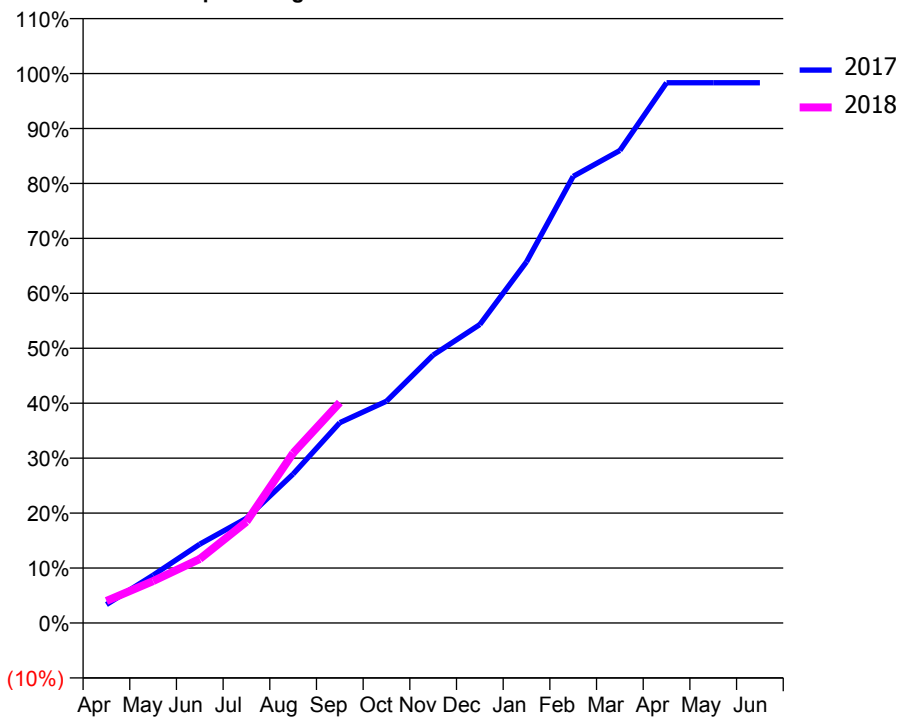
ACCESS*

Patients seen in 24 months	Total	Change since previous quarter
Quarter ending September 2016	368	
Quarter ending December 2016	359	↓
Quarter ending March 2017	364	→
Quarter ending June 2017	352	↓
Quarter ending September 2017	344	↓
Variance since September 2016	(6.5%)	↓



ACTIVITY

Cumulative percentage of contracted UDA delivered 2017 & 2018



Adjusted Scheduled Activity (UDA)

Month	2017	2018
April	29	35
May	76	66
June	125	101
July	166	160
August	236	269
September	317	349
October	351	
November	424	
December	473	
January	572	
February	707	
March	748	
April	855	
May	855	
June	855	

QUALITY

	Quantity	Base Number	Contract	AT	Region	England
% of FP17s for the same patient ID Re-attending within 3 months - Children	19	275	6.9%	11.3%	11.4%	11.9%
% of FP17s for the same patient ID Re-attending within 3 months - Adults	0	16	0.0%	15.0%	15.7%	15.9%
% of FP17s for the same patient ID Re-attending between 3 & 9 months - Children	188	275	68.4%	57.7%	60.6%	58.1%
% of FP17s for the same patient ID Re-attending between 3 & 9 months - Adults	12	16	75.0%	48.5%	52.0%	50.6%
% of FP17s for Band 1 Urgent Courses	5	237	2.1%	9.7%	9.6%	9.1%
% of FP17s Relating to Free Repair or Replacements	0	237	0.0%	0.7%	0.7%	0.8%
% of FP17s Relating to Continuations	0	237	0.0%	0.8%	1.0%	1.1%
% of Patients satisfied with the dentistry they have received	0	0	N/A	92.7%	91.6%	91.4%
% of Patients satisfied with the time they had to wait for an appointment	0	0	N/A	89.7%	87.9%	87.7%

* This is based on patients treated on this contract for their most recent course of treatment. Figures in italics indicate the base number of FP17s or Patient Questionnaire responses are less than 100. N/A is shown where the base number of responses is less than 10 during the period. % is calculated as Quantity/Base number*100

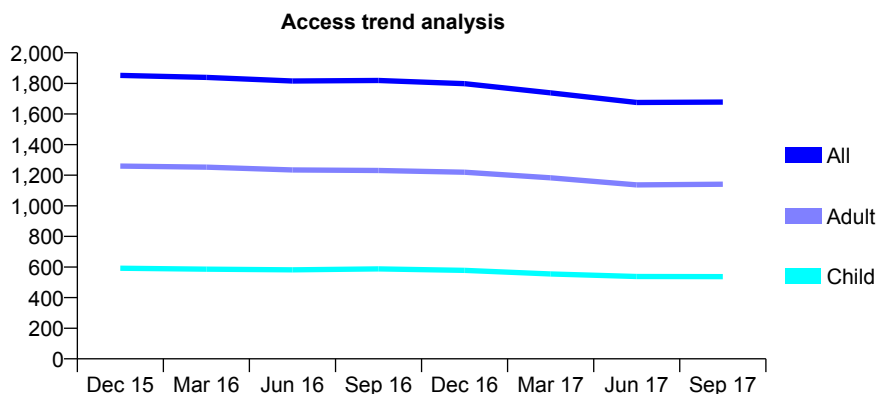
Q69 - Vital Signs At a Glance Contract Report for 198277/0001 - September 2017

Name or company name	IMOGEN DENTAL LTD
Contract type name	GDS Contract
Purpose of contract	General
Contract start date	01/09/2013
Contract end date	

17/18 Contracted general activity (UDA)	3,994
Carry forward general activity (UDA)	-83
17/18 Contracted orthodontic activity (UOA)	0
Carry forward orthodontic activity (UOA)	0
Baseline contract value	£98,722.05

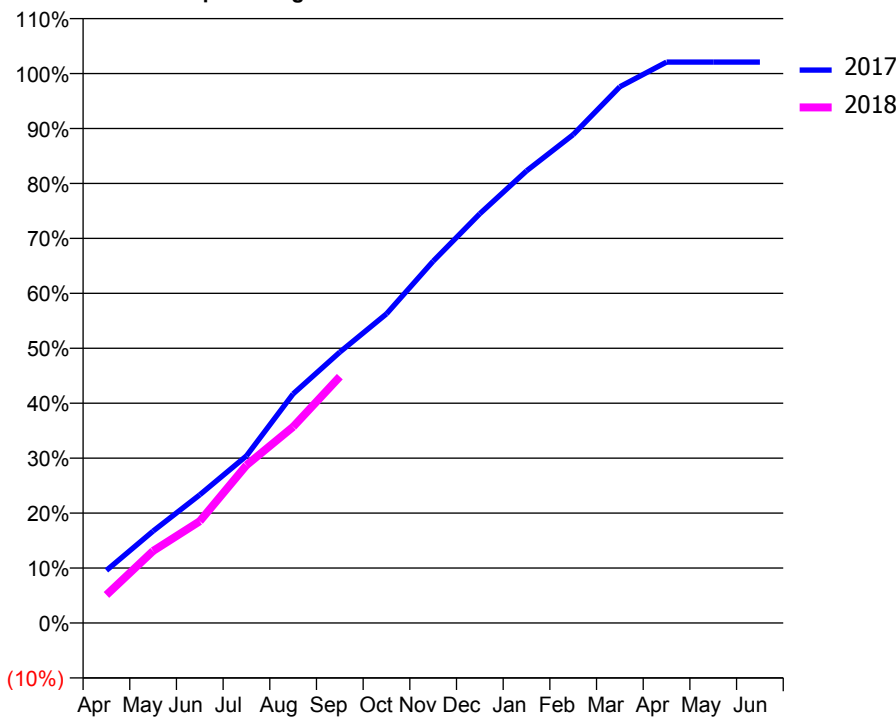
ACCESS*

Patients seen in 24 months	Total	Change since previous quarter
Quarter ending September 2016	1,819	
Quarter ending December 2016	1,798	↓
Quarter ending March 2017	1,738	↓
Quarter ending June 2017	1,675	↓
Quarter ending September 2017	1,678	→
Variance since September 2016	(7.8%)	↓



ACTIVITY

Cumulative percentage of contracted UDA delivered 2017 & 2018



Adjusted Scheduled Activity (UDA)

Month	2017	2018
April	397	204
May	695	524
June	969	740
July	1,264	1,147
August	1,732	1,427
September	2,048	1,791
October	2,337	
November	2,736	
December	3,094	
January	3,418	
February	3,692	
March	4,054	
April	4,240	
May	4,240	
June	4,240	

QUALITY

	Quantity	Base Number	Contract	AT	Region	England
% of FP17s for the same patient ID Re-attending within 3 months - Children	21	462	4.5%	11.3%	11.4%	11.9%
% of FP17s for the same patient ID Re-attending within 3 months - Adults	54	758	7.1%	15.0%	15.7%	15.9%
% of FP17s for the same patient ID Re-attending between 3 & 9 months - Children	364	462	78.8%	57.7%	60.6%	58.1%
% of FP17s for the same patient ID Re-attending between 3 & 9 months - Adults	447	758	59.0%	48.5%	52.0%	50.6%
% of FP17s for Band 1 Urgent Courses	81	1,121	7.2%	9.7%	9.6%	9.1%
% of FP17s Relating to Free Repair or Replacements	4	1,121	0.4%	0.7%	0.7%	0.8%
% of FP17s Relating to Continuations	2	1,121	0.2%	0.8%	1.0%	1.1%
% of Patients satisfied with the dentistry they have received	8	8	N/A	92.7%	91.6%	91.4%
% of Patients satisfied with the time they had to wait for an appointment	8	8	N/A	89.7%	87.9%	87.7%

* This is based on patients treated on this contract for their most recent course of treatment. Figures in italics indicate the base number of FP17s or Patient Questionnaire responses are less than 100. N/A is shown where the base number of responses is less than 10 during the period. % is calculated as Quantity/Base number*100

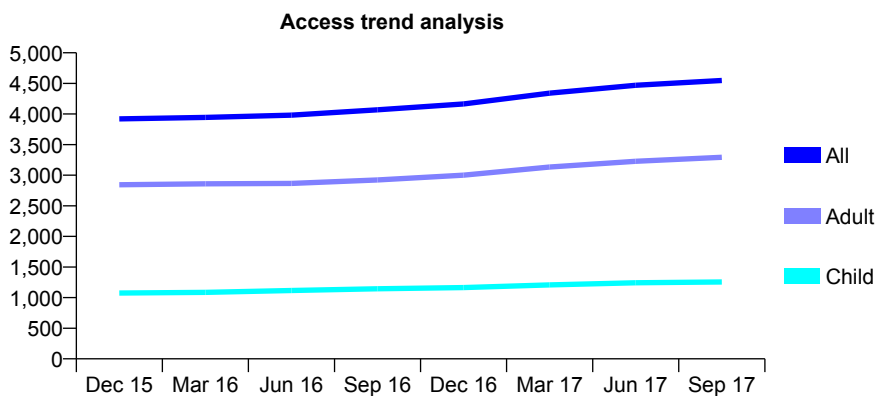
Q69 - Vital Signs At a Glance Contract Report for 198757/0001 - September 2017

Name or company name	Valley DC Ltd
Contract type name	GDS Contract
Purpose of contract	General
Contract start date	01/09/2008
Contract end date	

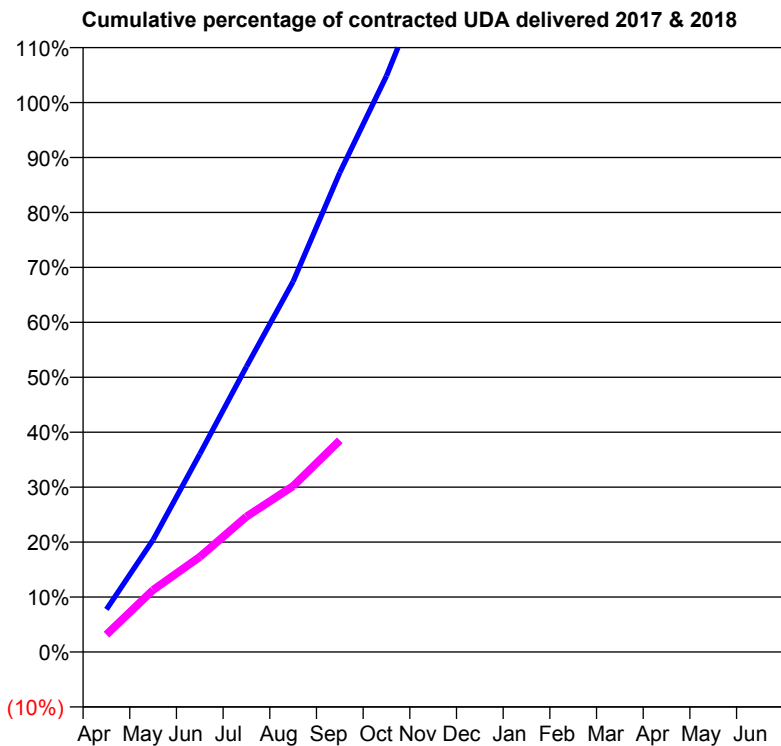
17/18 Contracted general activity (UDA)	15,824
Carry forward general activity (UDA)	0
17/18 Contracted orthodontic activity (UOA)	0
Carry forward orthodontic activity (UOA)	0
Baseline contract value	£462,293.06

ACCESS*

Patients seen in 24 months	Total	Change since previous quarter
Quarter ending September 2016	4,068	
Quarter ending December 2016	4,164	↑
Quarter ending March 2017	4,342	↑
Quarter ending June 2017	4,470	↑
Quarter ending September 2017	4,549	→
Variance since September 2016	11.8%	↑



ACTIVITY



Month	Adjusted Scheduled Activity (UDA)	
	2017	2018
April	511	502
May	1,346	1,787
June	2,376	2,740
July	3,424	3,899
August	4,445	4,778
September	5,753	6,094
October	6,912	
November	8,292	
December	9,381	
January	10,572	
February	12,164	
March	13,795	
April	14,556	
May	14,559	
June	14,547	

QUALITY

	Quantity	Base Number	Contract	AT	Region	England
% of FP17s for the same patient ID Re-attending within 3 months - Children	107	963	11.1%	11.3%	11.4%	11.9%
% of FP17s for the same patient ID Re-attending within 3 months - Adults	708	2,526	28.0%	15.0%	15.7%	15.9%
% of FP17s for the same patient ID Re-attending between 3 & 9 months - Children	526	963	54.6%	57.7%	60.6%	58.1%
% of FP17s for the same patient ID Re-attending between 3 & 9 months - Adults	1,022	2,526	40.5%	48.5%	52.0%	50.6%
% of FP17s for Band 1 Urgent Courses	247	2,635	9.4%	9.7%	9.6%	9.1%
% of FP17s Relating to Free Repair or Replacements	69	2,635	2.6%	0.7%	0.7%	0.8%
% of FP17s Relating to Continuations	138	2,635	5.2%	0.8%	1.0%	1.1%
% of Patients satisfied with the dentistry they have received	3	3	N/A	92.7%	91.6%	91.4%
% of Patients satisfied with the time they had to wait for an appointment	3	3	N/A	89.7%	87.9%	87.7%

* This is based on patients treated on this contract for their most recent course of treatment. Figures in italics indicate the base number of FP17s or Patient Questionnaire responses are less than 100. N/A is shown where the base number of responses is less than 10 during the period. % is calculated as Quantity/Base number*100

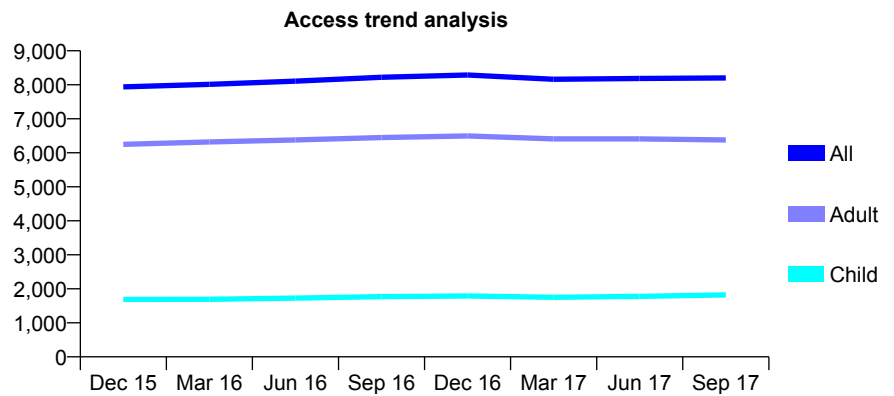
Q69 - Vital Signs At a Glance Contract Report for 199974/0001 - September 2017

Name or company name	Dhami Dental Surgeons Ltd
Contract type name	GDS Contract
Purpose of contract	General
Contract start date	01/10/2007
Contract end date	

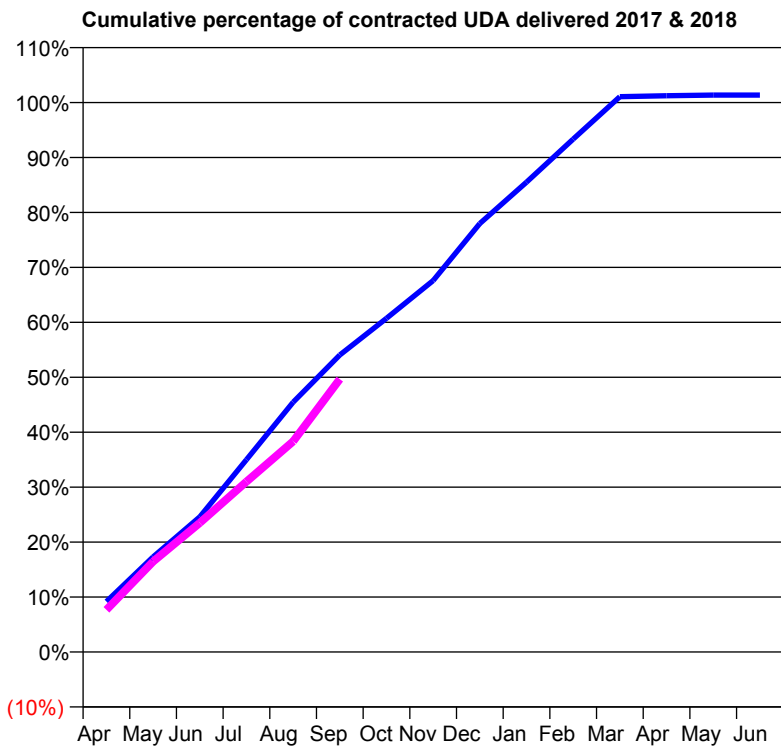
17/18 Contracted general activity (UDA)	18,199
Carry forward general activity (UDA)	-256
17/18 Contracted orthodontic activity (UOA)	0
Carry forward orthodontic activity (UOA)	0
Baseline contract value	£435,222.11

ACCESS*

Patients seen in 24 months	Total	Change since previous quarter
Quarter ending September 2016	8,221	
Quarter ending December 2016	8,287	→
Quarter ending March 2017	8,161	↓
Quarter ending June 2017	8,186	→
Quarter ending September 2017	8,200	→
Variance since September 2016	(0.3%)	→



ACTIVITY



Month	Adjusted Scheduled Activity (UDA)	
	2017	2018
April	1,739	1,397
May	3,278	2,996
June	4,654	4,276
July	6,626	5,644
August	8,605	6,975
September	10,231	9,036
October	11,493	
November	12,796	
December	14,760	
January	16,185	
February	17,668	
March	19,127	
April	19,158	
May	19,182	
June	19,183	

QUALITY

	Quantity	Base Number	Contract	AT	Region	England
% of FP17s for the same patient ID Re-attending within 3 months - Children	72	1,342	5.4%	11.3%	11.4%	11.9%
% of FP17s for the same patient ID Re-attending within 3 months - Adults	440	3,674	12.0%	15.0%	15.7%	15.9%
% of FP17s for the same patient ID Re-attending between 3 & 9 months - Children	778	1,342	58.0%	57.7%	60.6%	58.1%
% of FP17s for the same patient ID Re-attending between 3 & 9 months - Adults	1,603	3,674	43.6%	48.5%	52.0%	50.6%
% of FP17s for Band 1 Urgent Courses	655	4,975	13.2%	9.7%	9.6%	9.1%
% of FP17s Relating to Free Repair or Replacements	7	4,975	0.1%	0.7%	0.7%	0.8%
% of FP17s Relating to Continuations	6	4,975	0.1%	0.8%	1.0%	1.1%
% of Patients satisfied with the dentistry they have received	18	20	90.0%	92.7%	91.6%	91.4%
% of Patients satisfied with the time they had to wait for an appointment	20	20	100.0%	89.7%	87.9%	87.7%

* This is based on patients treated on this contract for their most recent course of treatment. Figures in italics indicate the base number of FP17s or Patient Questionnaire responses are less than 100. N/A is shown where the base number of responses is less than 10 during the period. % is calculated as Quantity/Base number*100

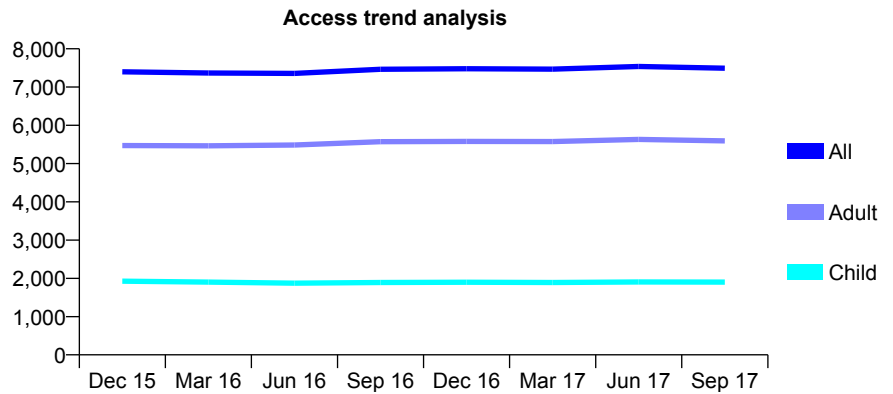
Q69 - Vital Signs At a Glance Contract Report for 210226/0002 - September 2017

Name or company name	MR R RATTAN
Contract type name	GDS Contract
Purpose of contract	General
Contract start date	01/04/2006
Contract end date	

17/18 Contracted general activity (UDA)	22,000
Carry forward general activity (UDA)	22
17/18 Contracted orthodontic activity (UOA)	0
Carry forward orthodontic activity (UOA)	0
Baseline contract value	£615,563.79

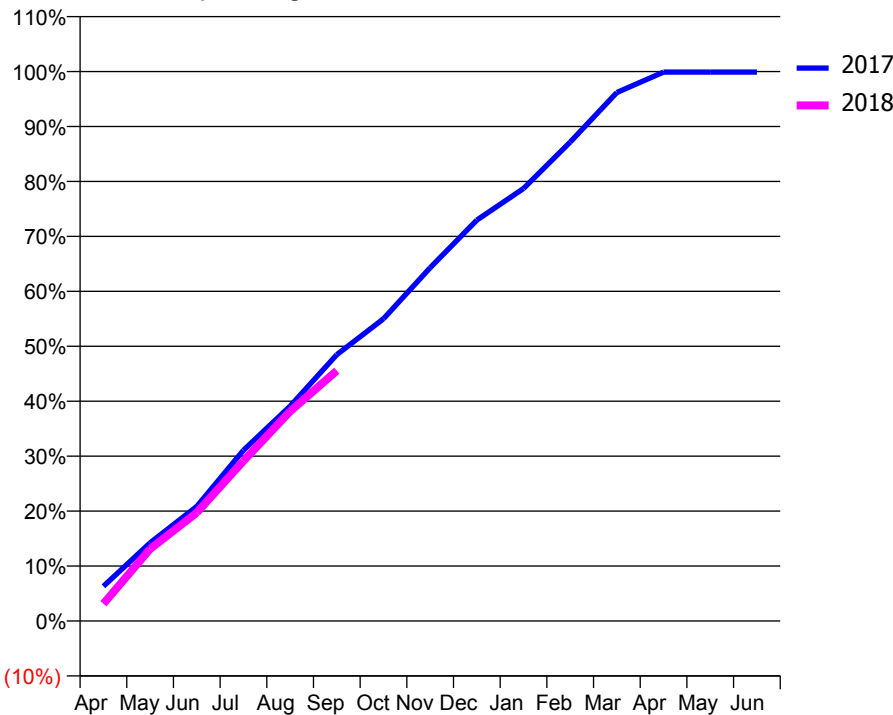
ACCESS*

Patients seen in 24 months	Total	Change since previous quarter
Quarter ending September 2016	7,464	
Quarter ending December 2016	7,479	→
Quarter ending March 2017	7,467	→
Quarter ending June 2017	7,539	→
Quarter ending September 2017	7,492	→
Variance since September 2016	0.4%	→



ACTIVITY

Cumulative percentage of contracted UDA delivered 2017 & 2018



Month	Adjusted Scheduled Activity (UDA)	
	2017	2018
April	1,393	690
May	3,132	2,888
June	4,586	4,338
July	6,838	6,410
August	8,605	8,393
September	10,663	10,021
October	12,102	
November	14,142	
December	16,048	
January	17,318	
February	19,174	
March	21,162	
April	21,977	
May	21,978	
June	21,979	

QUALITY

	Quantity	Base Number	Contract	AT	Region	England
% of FP17s for the same patient ID Re-attending within 3 months - Children	125	1,498	8.3%	11.3%	11.4%	11.9%
% of FP17s for the same patient ID Re-attending within 3 months - Adults	514	3,801	13.5%	15.0%	15.7%	15.9%
% of FP17s for the same patient ID Re-attending between 3 & 9 months - Children	895	1,498	59.7%	57.7%	60.6%	58.1%
% of FP17s for the same patient ID Re-attending between 3 & 9 months - Adults	1,954	3,801	51.4%	48.5%	52.0%	50.6%
% of FP17s for Band 1 Urgent Courses	490	4,922	10.0%	9.7%	9.6%	9.1%
% of FP17s Relating to Free Repair or Replacements	23	4,922	0.5%	0.7%	0.7%	0.8%
% of FP17s Relating to Continuations	79	4,922	1.6%	0.8%	1.0%	1.1%
% of Patients satisfied with the dentistry they have received	16	18	88.9%	92.7%	91.6%	91.4%
% of Patients satisfied with the time they had to wait for an appointment	16	18	88.9%	89.7%	87.9%	87.7%

* This is based on patients treated on this contract for their most recent course of treatment. Figures in italics indicate the base number of FP17s or Patient Questionnaire responses are less than 100. N/A is shown where the base number of responses is less than 10 during the period. % is calculated as Quantity/Base number*100

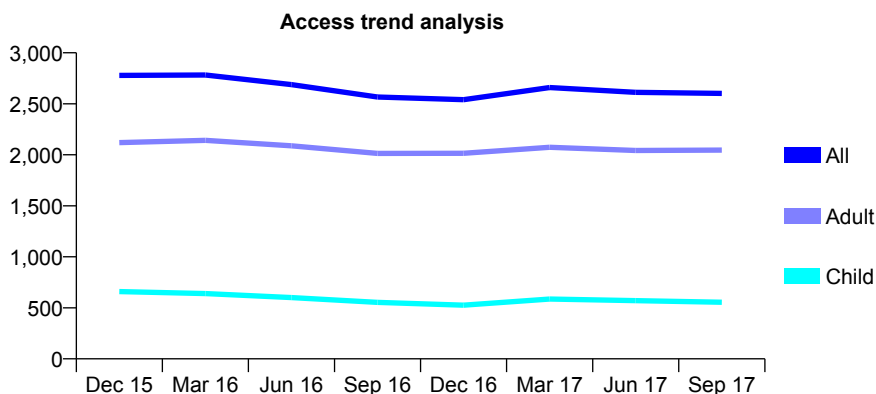
Q69 - Vital Signs At a Glance Contract Report for 217352/0001 - September 2017

Name or company name	MR IK CARLING
Contract type name	GDS Contract
Purpose of contract	General
Contract start date	01/04/2006
Contract end date	

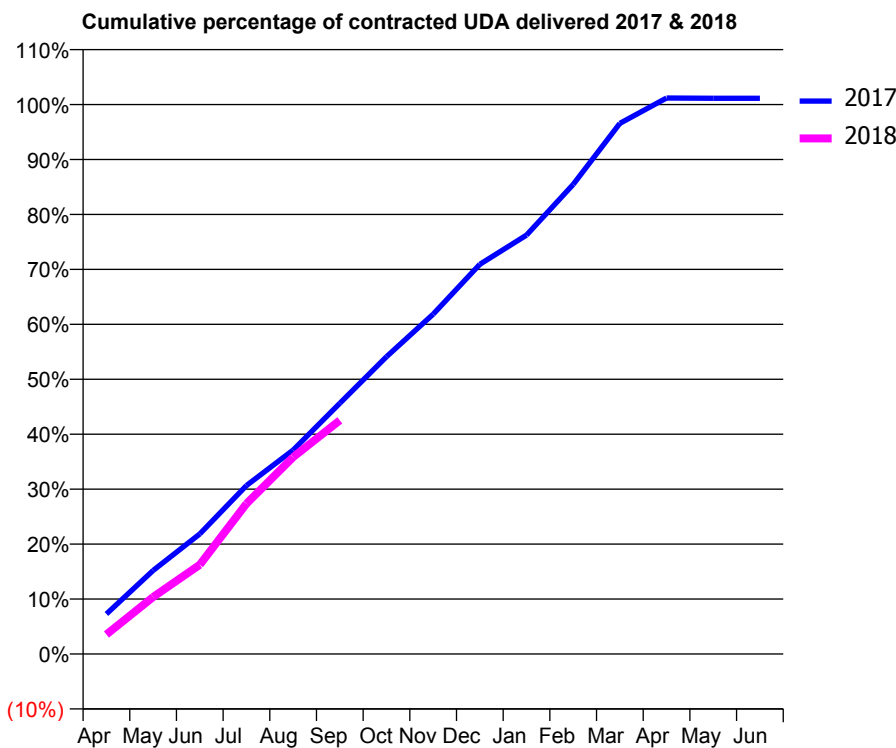
17/18 Contracted general activity (UDA)	7,354
Carry forward general activity (UDA)	-83
17/18 Contracted orthodontic activity (UOA)	0
Carry forward orthodontic activity (UOA)	0
Baseline contract value	£213,337.07

ACCESS*

Patients seen in 24 months	Total	Change since previous quarter
Quarter ending September 2016	2,567	
Quarter ending December 2016	2,541	↓
Quarter ending March 2017	2,660	↑
Quarter ending June 2017	2,613	↓
Quarter ending September 2017	2,602	→
Variance since September 2016	1.4%	→



ACTIVITY



Month	Adjusted Scheduled Activity (UDA)	
	2017	2018
April	536	262
May	1,117	764
June	1,607	1,194
July	2,255	2,012
August	2,730	2,635
September	3,356	3,127
October	3,978	
November	4,548	
December	5,216	
January	5,606	
February	6,285	
March	7,102	
April	7,440	
May	7,437	
June	7,437	

QUALITY

	Quantity	Base Number	Contract	AT	Region	England
% of FP17s for the same patient ID Re-attending within 3 months - Children	17	399	4.3%	11.3%	11.4%	11.9%
% of FP17s for the same patient ID Re-attending within 3 months - Adults	165	1,380	12.0%	15.0%	15.7%	15.9%
% of FP17s for the same patient ID Re-attending between 3 & 9 months - Children	168	399	42.1%	57.7%	60.6%	58.1%
% of FP17s for the same patient ID Re-attending between 3 & 9 months - Adults	503	1,380	36.4%	48.5%	52.0%	50.6%
% of FP17s for Band 1 Urgent Courses	274	1,617	16.9%	9.7%	9.6%	9.1%
% of FP17s Relating to Free Repair or Replacements	21	1,617	1.3%	0.7%	0.7%	0.8%
% of FP17s Relating to Continuations	2	1,617	0.1%	0.8%	1.0%	1.1%
% of Patients satisfied with the dentistry they have received	3	3	N/A	92.7%	91.6%	91.4%
% of Patients satisfied with the time they had to wait for an appointment	3	3	N/A	89.7%	87.9%	87.7%

* This is based on patients treated on this contract for their most recent course of treatment. Figures in italics indicate the base number of FP17s or Patient Questionnaire responses are less than 100. N/A is shown where the base number of responses is less than 10 during the period. % is calculated as Quantity/Base number*100

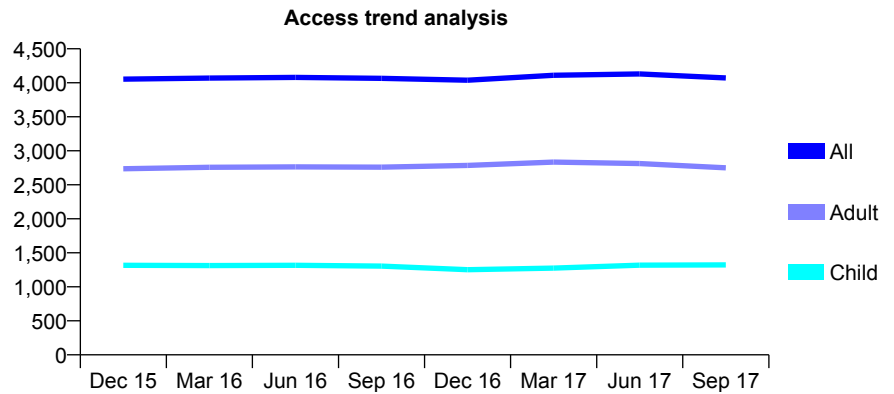
Q69 - Vital Signs At a Glance Contract Report for 220248/0001 - September 2017

Name or company name	MR MK SULEIMAN
Contract type name	GDS Contract
Purpose of contract	General
Contract start date	01/04/2006
Contract end date	

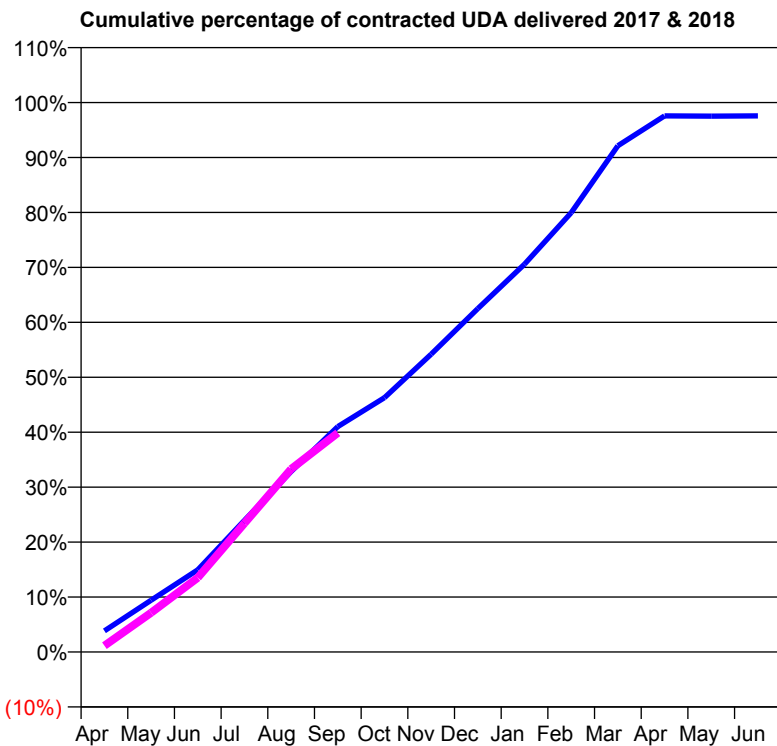
17/18 Contracted general activity (UDA)	7,313
Carry forward general activity (UDA)	185
17/18 Contracted orthodontic activity (UOA)	0
Carry forward orthodontic activity (UOA)	0
Baseline contract value	£160,707.60

ACCESS*

Patients seen in 24 months	Total	Change since previous quarter
Quarter ending September 2016	4,065	
Quarter ending December 2016	4,038	→
Quarter ending March 2017	4,110	→
Quarter ending June 2017	4,131	→
Quarter ending September 2017	4,072	↓
Variance since September 2016	0.2%	→



ACTIVITY



Month	Adjusted Scheduled Activity (UDA)	
	2017	2018
April	293	85
May	717	523
June	1,137	990
July	1,823	1,713
August	2,497	2,436
September	3,121	2,917
October	3,521	
November	4,123	
December	4,754	
January	5,369	
February	6,080	
March	7,007	
April	7,420	
May	7,417	
June	7,421	

QUALITY

	Quantity	Base Number	Contract	AT	Region	England
% of FP17s for the same patient ID Re-attending within 3 months - Children	86	1,063	8.1%	11.3%	11.4%	11.9%
% of FP17s for the same patient ID Re-attending within 3 months - Adults	269	1,815	14.8%	15.0%	15.7%	15.9%
% of FP17s for the same patient ID Re-attending between 3 & 9 months - Children	599	1,063	56.3%	57.7%	60.6%	58.1%
% of FP17s for the same patient ID Re-attending between 3 & 9 months - Adults	997	1,815	54.9%	48.5%	52.0%	50.6%
% of FP17s for Band 1 Urgent Courses	96	1,734	5.5%	9.7%	9.6%	9.1%
% of FP17s Relating to Free Repair or Replacements	34	1,734	2.0%	0.7%	0.7%	0.8%
% of FP17s Relating to Continuations	12	1,734	0.7%	0.8%	1.0%	1.1%
% of Patients satisfied with the dentistry they have received	5	6	N/A	92.7%	91.6%	91.4%
% of Patients satisfied with the time they had to wait for an appointment	5	6	N/A	89.7%	87.9%	87.7%

* This is based on patients treated on this contract for their most recent course of treatment. Figures in italics indicate the base number of FP17s or Patient Questionnaire responses are less than 100. N/A is shown where the base number of responses is less than 10 during the period. % is calculated as Quantity/Base number*100

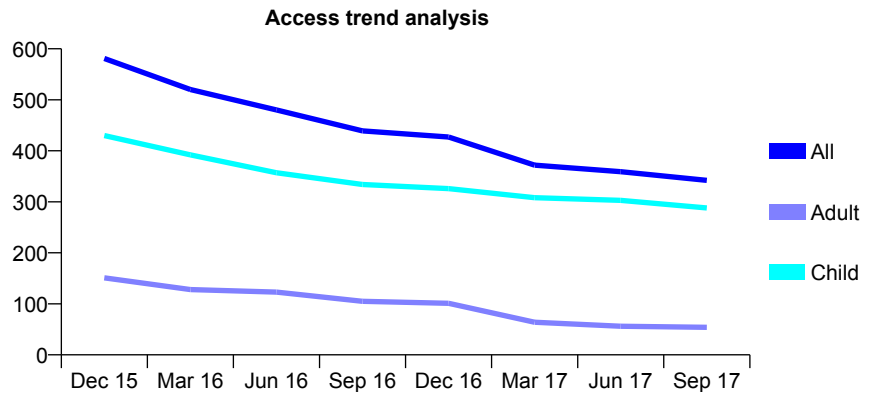
Q69 - Vital Signs At a Glance Contract Report for 220426/0001 - September 2017

Name or company name	MR MD JACKSON
Contract type name	GDS Contract
Purpose of contract	General
Contract start date	01/04/2006
Contract end date	

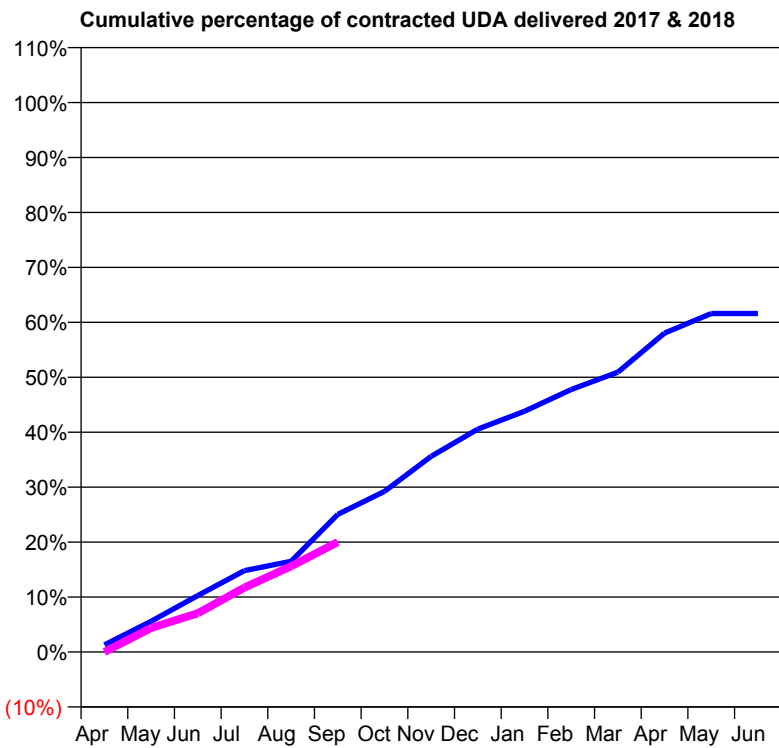
17/18 Contracted general activity (UDA)	1,236
Carry forward general activity (UDA)	0
17/18 Contracted orthodontic activity (UOA)	0
Carry forward orthodontic activity (UOA)	0
Baseline contract value	£29,560.69

ACCESS*

Patients seen in 24 months	Total	Change since previous quarter
Quarter ending September 2016	439	
Quarter ending December 2016	427	↓
Quarter ending March 2017	372	↓
Quarter ending June 2017	359	↓
Quarter ending September 2017	342	↓
Variance since September 2016	(22.1%)	↓



ACTIVITY



Month	Adjusted Scheduled Activity (UDA)	
	2017	2018
April	16	0
May	69	54
June	127	87
July	183	145
August	204	193
September	310	247
October	361	
November	440	
December	501	
January	541	
February	590	
March	629	
April	717	
May	761	
June	761	

QUALITY

	Quantity	Base Number	Contract	AT	Region	England
% of FP17s for the same patient ID Re-attending within 3 months - Children	55	298	18.5%	11.3%	11.4%	11.9%
% of FP17s for the same patient ID Re-attending within 3 months - Adults	1	11	9.1%	15.0%	15.7%	15.9%
% of FP17s for the same patient ID Re-attending between 3 & 9 months - Children	174	298	58.4%	57.7%	60.6%	58.1%
% of FP17s for the same patient ID Re-attending between 3 & 9 months - Adults	6	11	54.5%	48.5%	52.0%	50.6%
% of FP17s for Band 1 Urgent Courses	1	191	0.5%	9.7%	9.6%	9.1%
% of FP17s Relating to Free Repair or Replacements	0	191	0.0%	0.7%	0.7%	0.8%
% of FP17s Relating to Continuations	0	191	0.0%	0.8%	1.0%	1.1%
% of Patients satisfied with the dentistry they have received	0	0	N/A	92.7%	91.6%	91.4%
% of Patients satisfied with the time they had to wait for an appointment	0	0	N/A	89.7%	87.9%	87.7%

* This is based on patients treated on this contract for their most recent course of treatment. Figures in italics indicate the base number of FP17s or Patient Questionnaire responses are less than 100. N/A is shown where the base number of responses is less than 10 during the period. % is calculated as Quantity/Base number*100

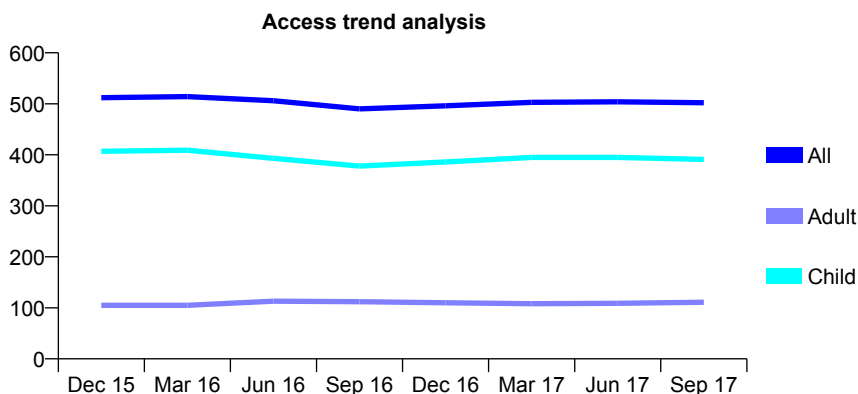
Q69 - Vital Signs At a Glance Contract Report for 220817/0001 - September 2017

Name or company name	MR PJ ALLEN
Contract type name	GDS Contract
Purpose of contract	General
Contract start date	01/04/2006
Contract end date	

17/18 Contracted general activity (UDA)	1,191
Carry forward general activity (UDA)	10
17/18 Contracted orthodontic activity (UOA)	0
Carry forward orthodontic activity (UOA)	0
Baseline contract value	£28,744.00

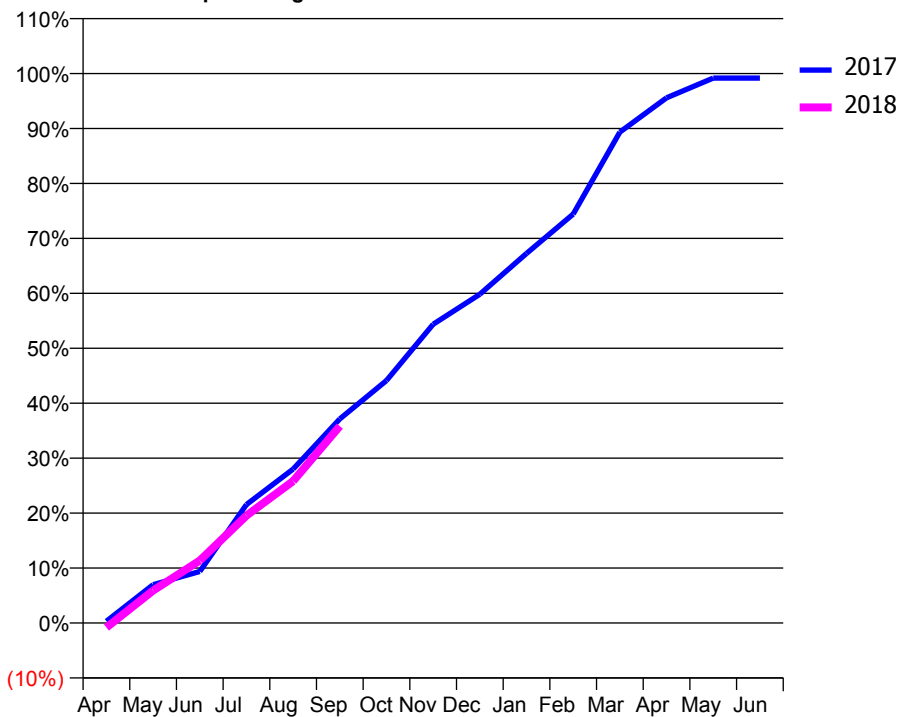
ACCESS*

Patients seen in 24 months	Total	Change since previous quarter
Quarter ending September 2016	490	
Quarter ending December 2016	496	→
Quarter ending March 2017	503	→
Quarter ending June 2017	504	→
Quarter ending September 2017	502	→
Variance since September 2016	2.4%	↑



ACTIVITY

Cumulative percentage of contracted UDA delivered 2017 & 2018



Adjusted Scheduled Activity (UDA)

Month	2017	2018
April	4	-10
May	83	70
June	112	135
July	257	233
August	334	308
September	442	427
October	526	
November	648	
December	713	
January	801	
February	886	
March	1,064	
April	1,138	
May	1,181	
June	1,181	

QUALITY

	Quantity	Base Number	Contract	AT	Region	England
% of FP17s for the same patient ID Re-attending within 3 months - Children	13	300	4.3%	11.3%	11.4%	11.9%
% of FP17s for the same patient ID Re-attending within 3 months - Adults	5	55	9.1%	15.0%	15.7%	15.9%
% of FP17s for the same patient ID Re-attending between 3 & 9 months - Children	207	300	69.0%	57.7%	60.6%	58.1%
% of FP17s for the same patient ID Re-attending between 3 & 9 months - Adults	30	55	54.5%	48.5%	52.0%	50.6%
% of FP17s for Band 1 Urgent Courses	4	314	1.3%	9.7%	9.6%	9.1%
% of FP17s Relating to Free Repair or Replacements	0	314	0.0%	0.7%	0.7%	0.8%
% of FP17s Relating to Continuations	0	314	0.0%	0.8%	1.0%	1.1%
% of Patients satisfied with the dentistry they have received	1	1	N/A	92.7%	91.6%	91.4%
% of Patients satisfied with the time they had to wait for an appointment	1	1	N/A	89.7%	87.9%	87.7%

* This is based on patients treated on this contract for their most recent course of treatment. Figures in italics indicate the base number of FP17s or Patient Questionnaire responses are less than 100. N/A is shown where the base number of responses is less than 10 during the period. % is calculated as Quantity/Base number*100

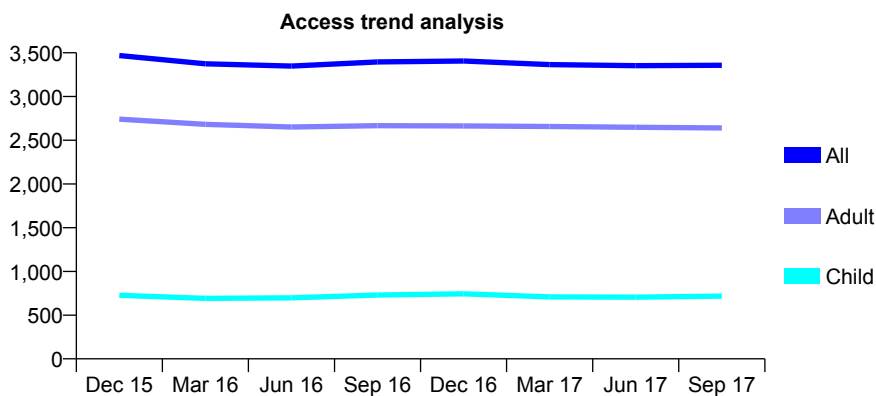
Q69 - Vital Signs At a Glance Contract Report for 221384/0001 - September 2017

Name or company name	MRS AS FASS
Contract type name	GDS Contract
Purpose of contract	General
Contract start date	01/04/2006
Contract end date	

17/18 Contracted general activity (UDA)	7,565
Carry forward general activity (UDA)	-107
17/18 Contracted orthodontic activity (UOA)	0
Carry forward orthodontic activity (UOA)	0
Baseline contract value	£181,847.12

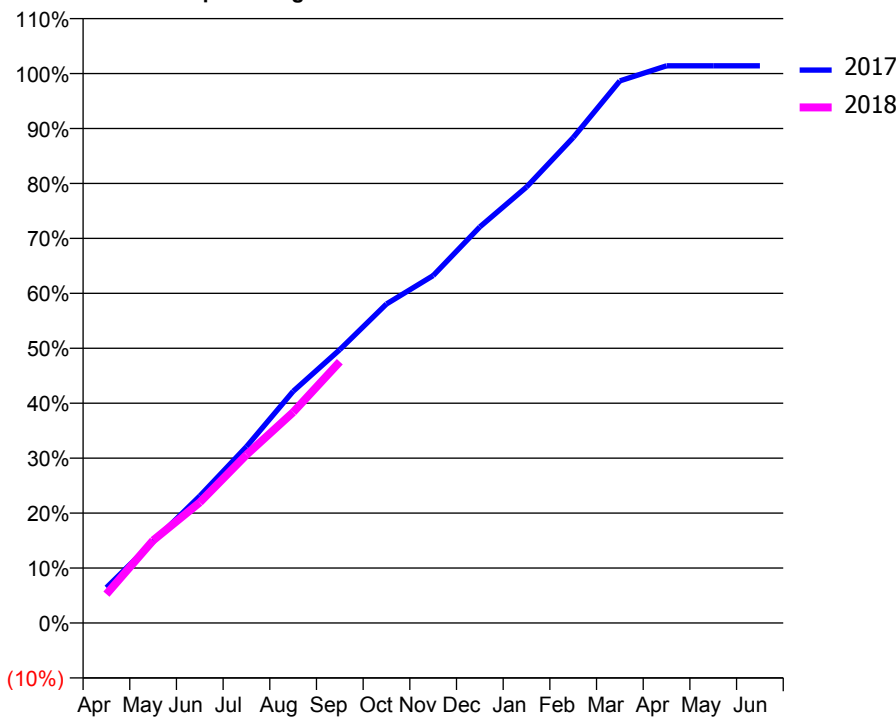
ACCESS*

Patients seen in 24 months	Total	Change since previous quarter
Quarter ending September 2016	3,396	
Quarter ending December 2016	3,406	→
Quarter ending March 2017	3,365	↓
Quarter ending June 2017	3,353	→
Quarter ending September 2017	3,358	→
Variance since September 2016	(1.1%)	↓



ACTIVITY

Cumulative percentage of contracted UDA delivered 2017 & 2018



Adjusted Scheduled Activity (UDA)

Month	2017	2018
April	487	397
May	1,119	1,137
June	1,749	1,660
July	2,428	2,317
August	3,189	2,901
September	3,765	3,597
October	4,393	
November	4,783	
December	5,453	
January	6,002	
February	6,683	
March	7,463	
April	7,672	
May	7,672	
June	7,672	

QUALITY

	Quantity	Base Number	Contract	AT	Region	England
% of FP17s for the same patient ID Re-attending within 3 months - Children	6	485	1.2%	11.3%	11.4%	11.9%
% of FP17s for the same patient ID Re-attending within 3 months - Adults	95	1,686	5.6%	15.0%	15.7%	15.9%
% of FP17s for the same patient ID Re-attending between 3 & 9 months - Children	162	485	33.4%	57.7%	60.6%	58.1%
% of FP17s for the same patient ID Re-attending between 3 & 9 months - Adults	595	1,686	35.3%	48.5%	52.0%	50.6%
% of FP17s for Band 1 Urgent Courses	93	2,056	4.5%	9.7%	9.6%	9.1%
% of FP17s Relating to Free Repair or Replacements	19	2,056	0.9%	0.7%	0.7%	0.8%
% of FP17s Relating to Continuations	1	2,056	0.0%	0.8%	1.0%	1.1%
% of Patients satisfied with the dentistry they have received	5	5	N/A	92.7%	91.6%	91.4%
% of Patients satisfied with the time they had to wait for an appointment	5	5	N/A	89.7%	87.9%	87.7%

* This is based on patients treated on this contract for their most recent course of treatment. Figures in italics indicate the base number of FP17s or Patient Questionnaire responses are less than 100. N/A is shown where the base number of responses is less than 10 during the period. % is calculated as Quantity/Base number*100

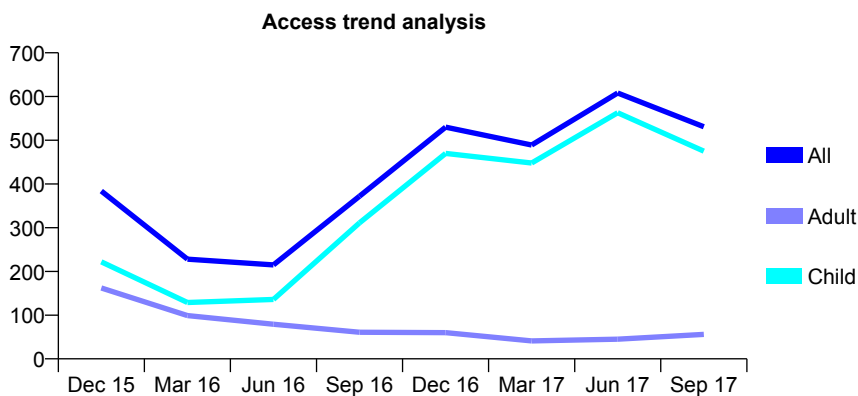
Q69 - Vital Signs At a Glance Contract Report for 230456/0001 - September 2017

Name or company name	MRS BM MACMILLAN
Contract type name	GDS Contract
Purpose of contract	General
Contract start date	01/04/2006
Contract end date	

17/18 Contracted general activity (UDA)	950
Carry forward general activity (UDA)	-16
17/18 Contracted orthodontic activity (UOA)	0
Carry forward orthodontic activity (UOA)	0
Baseline contract value	£22,718.97

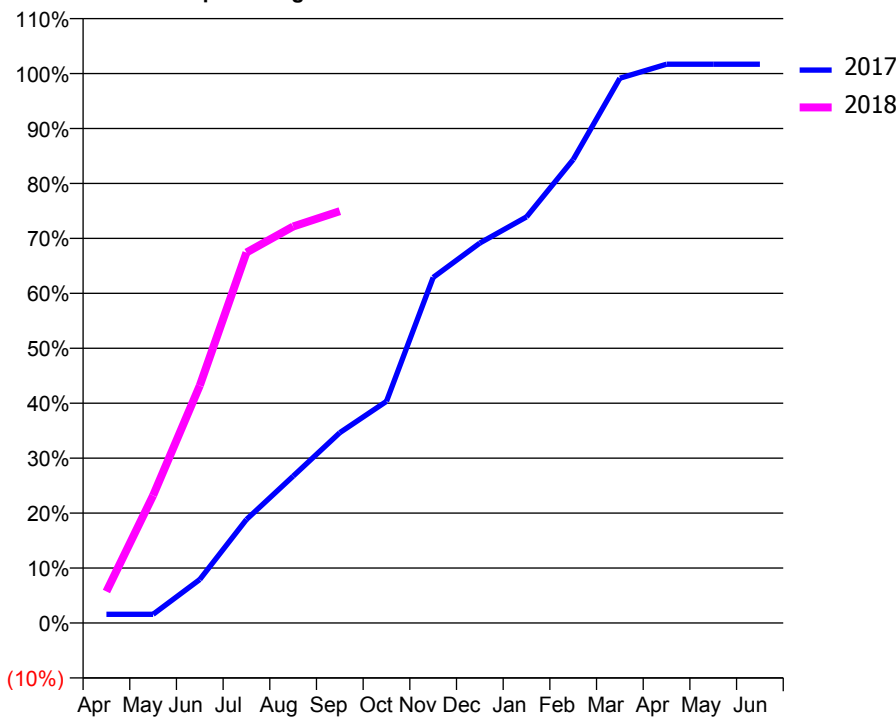
ACCESS*

Patients seen in 24 months	Total	Change since previous quarter
Quarter ending September 2016	372	
Quarter ending December 2016	530	↑
Quarter ending March 2017	489	↓
Quarter ending June 2017	608	↑
Quarter ending September 2017	531	↓
Variance since September 2016	42.7%	↑



ACTIVITY

Cumulative percentage of contracted UDA delivered 2017 & 2018



Adjusted Scheduled Activity (UDA)

Month	2017	2018
April	15	55
May	15	221
June	75	410
July	179	641
August	254	686
September	329	712
October	383	
November	597	
December	657	
January	702	
February	801	
March	942	
April	966	
May	966	
June	966	

QUALITY

	Quantity	Base Number	Contract	AT	Region	England
% of FP17s for the same patient ID Re-attending within 3 months - Children	22	469	4.7%	11.3%	11.4%	11.9%
% of FP17s for the same patient ID Re-attending within 3 months - Adults	1	55	1.8%	15.0%	15.7%	15.9%
% of FP17s for the same patient ID Re-attending between 3 & 9 months - Children	140	469	29.9%	57.7%	60.6%	58.1%
% of FP17s for the same patient ID Re-attending between 3 & 9 months - Adults	1	55	1.8%	48.5%	52.0%	50.6%
% of FP17s for Band 1 Urgent Courses	20	503	4.0%	9.7%	9.6%	9.1%
% of FP17s Relating to Free Repair or Replacements	0	503	0.0%	0.7%	0.7%	0.8%
% of FP17s Relating to Continuations	0	503	0.0%	0.8%	1.0%	1.1%
% of Patients satisfied with the dentistry they have received	0	0	N/A	92.7%	91.6%	91.4%
% of Patients satisfied with the time they had to wait for an appointment	0	0	N/A	89.7%	87.9%	87.7%

* This is based on patients treated on this contract for their most recent course of treatment. Figures in italics indicate the base number of FP17s or Patient Questionnaire responses are less than 100. N/A is shown where the base number of responses is less than 10 during the period. % is calculated as Quantity/Base number*100

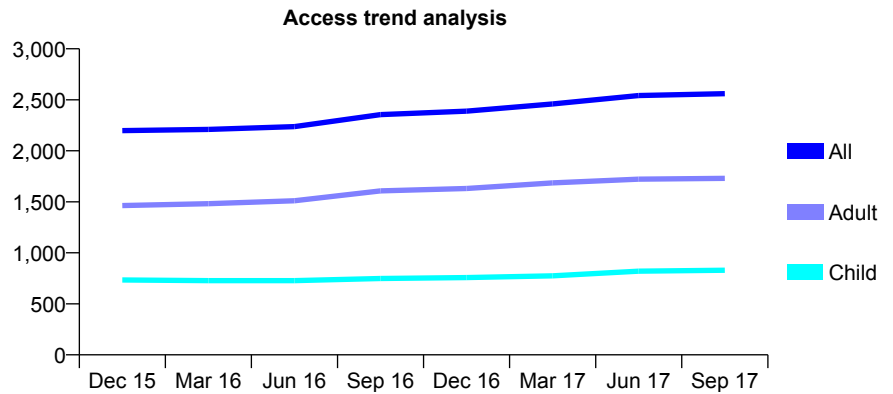
Q69 - Vital Signs At a Glance Contract Report for 231878/0001 - September 2017

Name or company name	MR AF GAON
Contract type name	GDS Contract
Purpose of contract	General
Contract start date	01/04/2006
Contract end date	

17/18 Contracted general activity (UDA)	6,049
Carry forward general activity (UDA)	-121
17/18 Contracted orthodontic activity (UOA)	0
Carry forward orthodontic activity (UOA)	0
Baseline contract value	£177,936.64

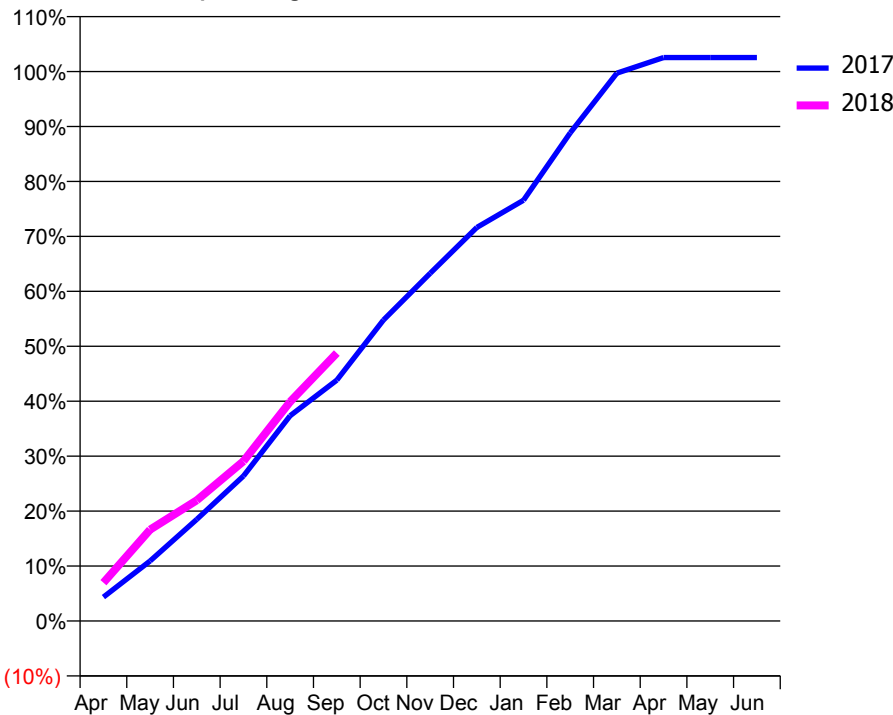
ACCESS*

Patients seen in 24 months	Total	Change since previous quarter
Quarter ending September 2016	2,355	
Quarter ending December 2016	2,389	→
Quarter ending March 2017	2,460	↑
Quarter ending June 2017	2,542	↑
Quarter ending September 2017	2,560	→
Variance since September 2016	8.7%	↑



ACTIVITY

Cumulative percentage of contracted UDA delivered 2017 & 2018



Month	Adjusted Scheduled Activity (UDA)	
	2017	2018
April	264	422
May	661	1,006
June	1,120	1,329
July	1,596	1,759
August	2,260	2,415
September	2,652	2,950
October	3,314	
November	3,827	
December	4,332	
January	4,632	
February	5,374	
March	6,031	
April	6,202	
May	6,202	
June	6,202	

QUALITY

	Quantity	Base Number	Contract	AT	Region	England
% of FP17s for the same patient ID Re-attending within 3 months - Children	57	685	8.3%	11.3%	11.4%	11.9%
% of FP17s for the same patient ID Re-attending within 3 months - Adults	136	1,167	11.7%	15.0%	15.7%	15.9%
% of FP17s for the same patient ID Re-attending between 3 & 9 months - Children	426	685	62.2%	57.7%	60.6%	58.1%
% of FP17s for the same patient ID Re-attending between 3 & 9 months - Adults	654	1,167	56.0%	48.5%	52.0%	50.6%
% of FP17s for Band 1 Urgent Courses	78	1,770	4.4%	9.7%	9.6%	9.1%
% of FP17s Relating to Free Repair or Replacements	0	1,770	0.0%	0.7%	0.7%	0.8%
% of FP17s Relating to Continuations	5	1,770	0.3%	0.8%	1.0%	1.1%
% of Patients satisfied with the dentistry they have received	11	11	100.0%	92.7%	91.6%	91.4%
% of Patients satisfied with the time they had to wait for an appointment	10	11	90.9%	89.7%	87.9%	87.7%

* This is based on patients treated on this contract for their most recent course of treatment. Figures in italics indicate the base number of FP17s or Patient Questionnaire responses are less than 100. N/A is shown where the base number of responses is less than 10 during the period. % is calculated as Quantity/Base number*100

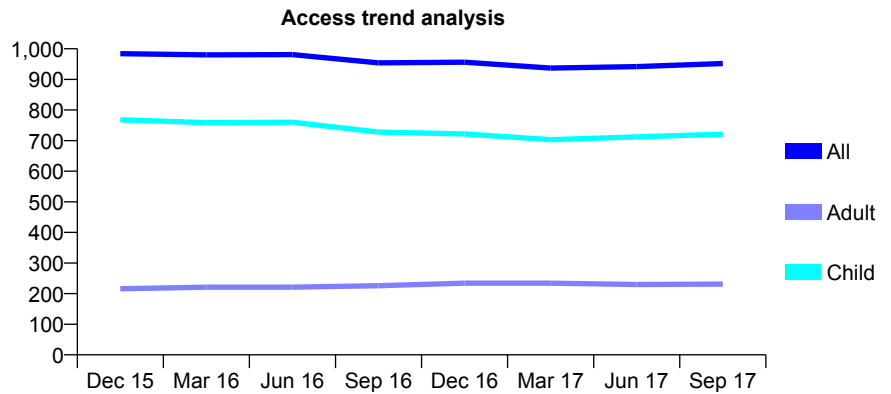
Q69 - Vital Signs At a Glance Contract Report for 233269/0001 - September 2017

Name or company name	MR JD BARLOW
Contract type name	GDS Contract
Purpose of contract	General
Contract start date	01/04/2006
Contract end date	

17/18 Contracted general activity (UDA)	1,471
Carry forward general activity (UDA)	-29
17/18 Contracted orthodontic activity (UOA)	0
Carry forward orthodontic activity (UOA)	0
Baseline contract value	£32,685.00

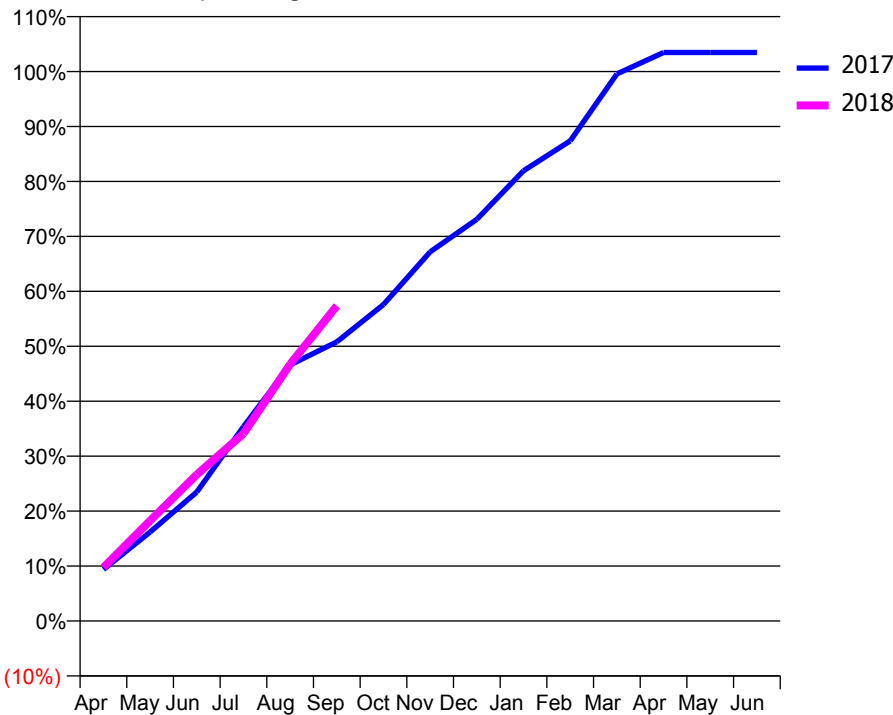
ACCESS*

Patients seen in 24 months	Total	Change since previous quarter
Quarter ending September 2016	954	
Quarter ending December 2016	956	→
Quarter ending March 2017	937	↓
Quarter ending June 2017	942	→
Quarter ending September 2017	952	→
Variance since September 2016	(0.2%)	→



ACTIVITY

Cumulative percentage of contracted UDA delivered 2017 & 2018



Month	Adjusted Scheduled Activity (UDA)	
	2017	2018
April	138	143
May	238	269
June	345	392
July	520	502
August	685	688
September	747	844
October	847	
November	988	
December	1,075	
January	1,205	
February	1,285	
March	1,464	
April	1,522	
May	1,522	
June	1,522	

QUALITY

	Quantity	Base Number	Contract	AT	Region	England
% of FP17s for the same patient ID Re-attending within 3 months - Children	19	515	3.7%	11.3%	11.4%	11.9%
% of FP17s for the same patient ID Re-attending within 3 months - Adults	4	108	3.7%	15.0%	15.7%	15.9%
% of FP17s for the same patient ID Re-attending between 3 & 9 months - Children	255	515	49.5%	57.7%	60.6%	58.1%
% of FP17s for the same patient ID Re-attending between 3 & 9 months - Adults	39	108	36.1%	48.5%	52.0%	50.6%
% of FP17s for Band 1 Urgent Courses	14	586	2.4%	9.7%	9.6%	9.1%
% of FP17s Relating to Free Repair or Replacements	0	586	0.0%	0.7%	0.7%	0.8%
% of FP17s Relating to Continuations	3	586	0.5%	0.8%	1.0%	1.1%
% of Patients satisfied with the dentistry they have received	2	2	N/A	92.7%	91.6%	91.4%
% of Patients satisfied with the time they had to wait for an appointment	2	2	N/A	89.7%	87.9%	87.7%

* This is based on patients treated on this contract for their most recent course of treatment. Figures in italics indicate the base number of FP17s or Patient Questionnaire responses are less than 100. N/A is shown where the base number of responses is less than 10 during the period. % is calculated as Quantity/Base number*100

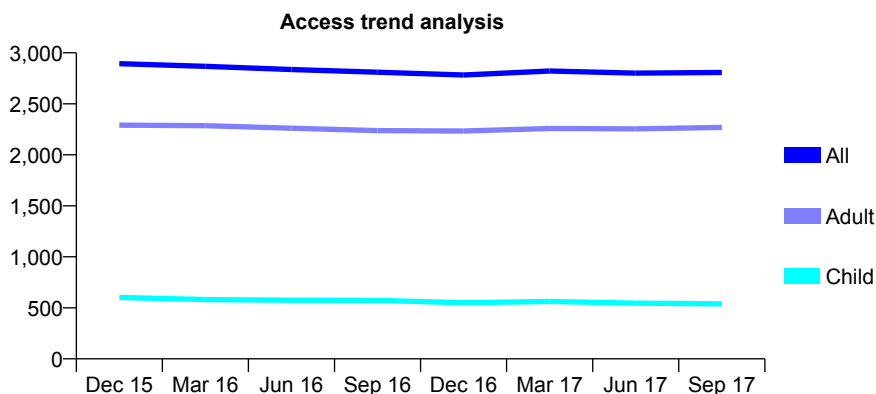
Q69 - Vital Signs At a Glance Contract Report for 234907/0001 - September 2017

Name or company name	MRS SV TAFFT
Contract type name	GDS Contract
Purpose of contract	General
Contract start date	01/04/2006
Contract end date	

17/18 Contracted general activity (UDA)	8,926
Carry forward general activity (UDA)	-46
17/18 Contracted orthodontic activity (UOA)	0
Carry forward orthodontic activity (UOA)	0
Baseline contract value	£213,399.56

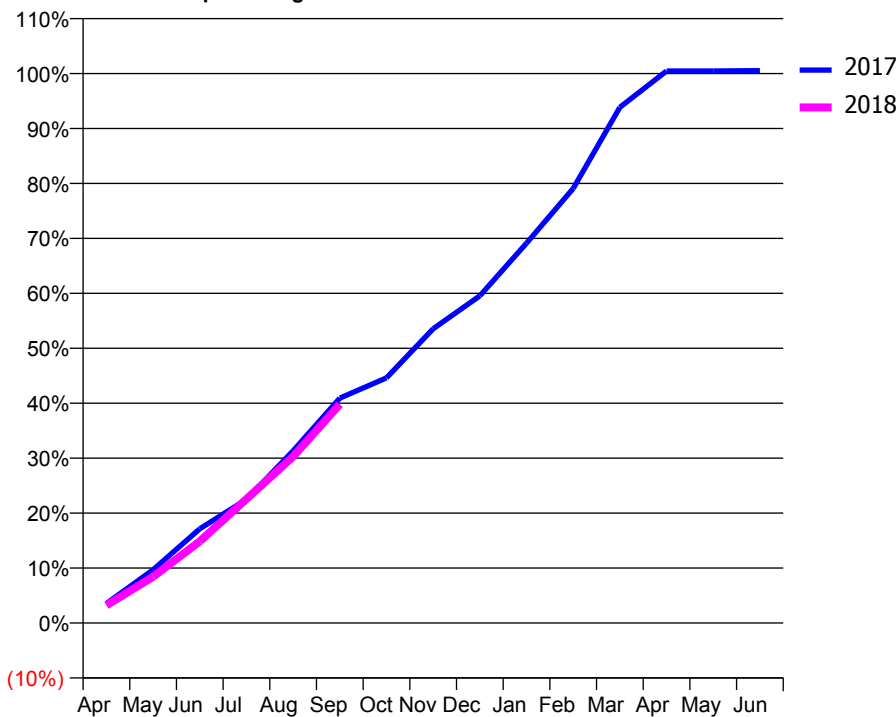
ACCESS*

Patients seen in 24 months	Total	Change since previous quarter
Quarter ending September 2016	2,810	
Quarter ending December 2016	2,783	→
Quarter ending March 2017	2,821	→
Quarter ending June 2017	2,800	→
Quarter ending September 2017	2,807	→
Variance since September 2016	(0.1%)	→



ACTIVITY

Cumulative percentage of contracted UDA delivered 2017 & 2018



Month	Adjusted Scheduled Activity (UDA)	
	2017	2018
April	317	286
May	864	753
June	1,531	1,327
July	2,010	2,016
August	2,796	2,704
September	3,652	3,553
October	3,981	
November	4,779	
December	5,314	
January	6,171	
February	7,059	
March	8,378	
April	8,967	
May	8,966	
June	8,973	

QUALITY

	Quantity	Base Number	Contract	AT	Region	England
% of FP17s for the same patient ID Re-attending within 3 months - Children	41	474	8.6%	11.3%	11.4%	11.9%
% of FP17s for the same patient ID Re-attending within 3 months - Adults	188	1,717	10.9%	15.0%	15.7%	15.9%
% of FP17s for the same patient ID Re-attending between 3 & 9 months - Children	319	474	67.3%	57.7%	60.6%	58.1%
% of FP17s for the same patient ID Re-attending between 3 & 9 months - Adults	1,158	1,717	67.4%	48.5%	52.0%	50.6%
% of FP17s for Band 1 Urgent Courses	78	1,990	3.9%	9.7%	9.6%	9.1%
% of FP17s Relating to Free Repair or Replacements	9	1,990	0.5%	0.7%	0.7%	0.8%
% of FP17s Relating to Continuations	20	1,990	1.0%	0.8%	1.0%	1.1%
% of Patients satisfied with the dentistry they have received	5	5	N/A	92.7%	91.6%	91.4%
% of Patients satisfied with the time they had to wait for an appointment	4	5	N/A	89.7%	87.9%	87.7%

* This is based on patients treated on this contract for their most recent course of treatment. Figures in italics indicate the base number of FP17s or Patient Questionnaire responses are less than 100. N/A is shown where the base number of responses is less than 10 during the period. % is calculated as Quantity/Base number*100

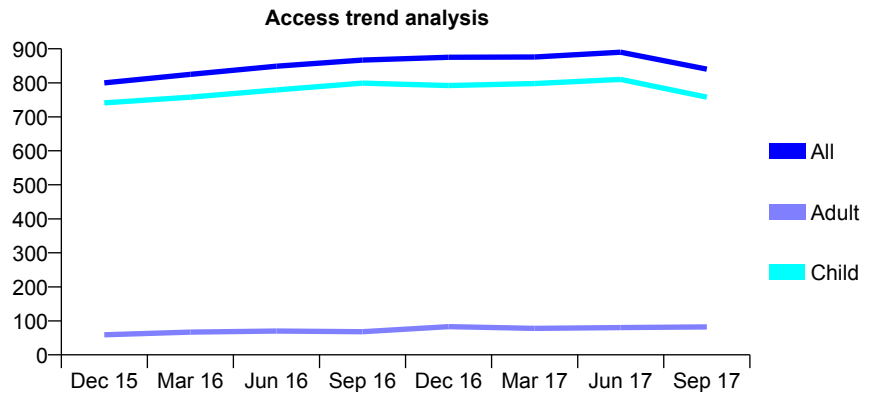
Q69 - Vital Signs At a Glance Contract Report for 235849/0001 - September 2017

Name or company name	MR JM BROWN
Contract type name	GDS Contract
Purpose of contract	General
Contract start date	01/04/2006
Contract end date	

17/18 Contracted general activity (UDA)	1,254
Carry forward general activity (UDA)	-25
17/18 Contracted orthodontic activity (UOA)	0
Carry forward orthodontic activity (UOA)	0
Baseline contract value	£23,627.27

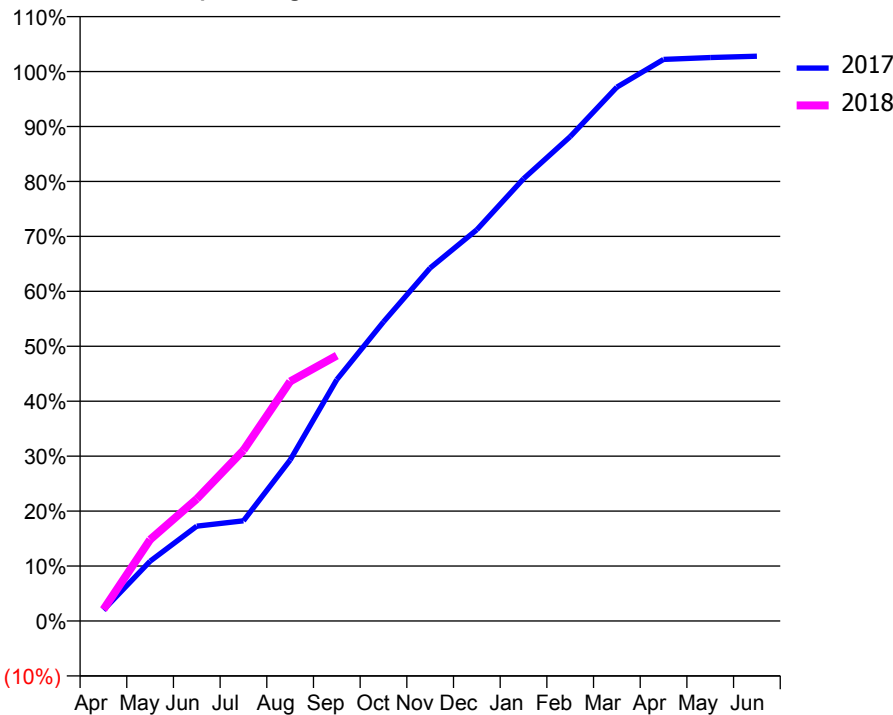
ACCESS*

Patients seen in 24 months	Total	Change since previous quarter
Quarter ending September 2016	867	
Quarter ending December 2016	875	→
Quarter ending March 2017	876	→
Quarter ending June 2017	890	→
Quarter ending September 2017	840	↓
Variance since September 2016	(3.1%)	↓



ACTIVITY

Cumulative percentage of contracted UDA delivered 2017 & 2018



Month	Adjusted Scheduled Activity (UDA)	
	2017	2018
April	25	26
May	136	186
June	217	279
July	229	390
August	368	547
September	551	606
October	683	
November	806	
December	893	
January	1,009	
February	1,105	
March	1,218	
April	1,282	
May	1,286	
June	1,289	

QUALITY

	Quantity	Base Number	Contract	AT	Region	England
% of FP17s for the same patient ID Re-attending within 3 months - Children	26	558	4.7%	11.3%	11.4%	11.9%
% of FP17s for the same patient ID Re-attending within 3 months - Adults	0	0	N/A	15.0%	15.7%	15.9%
% of FP17s for the same patient ID Re-attending between 3 & 9 months - Children	319	558	57.2%	57.7%	60.6%	58.1%
% of FP17s for the same patient ID Re-attending between 3 & 9 months - Adults	0	0	N/A	48.5%	52.0%	50.6%
% of FP17s for Band 1 Urgent Courses	19	496	3.8%	9.7%	9.6%	9.1%
% of FP17s Relating to Free Repair or Replacements	0	496	0.0%	0.7%	0.7%	0.8%
% of FP17s Relating to Continuations	0	496	0.0%	0.8%	1.0%	1.1%
% of Patients satisfied with the dentistry they have received	0	0	N/A	92.7%	91.6%	91.4%
% of Patients satisfied with the time they had to wait for an appointment	0	0	N/A	89.7%	87.9%	87.7%

* This is based on patients treated on this contract for their most recent course of treatment. Figures in italics indicate the base number of FP17s or Patient Questionnaire responses are less than 100. N/A is shown where the base number of responses is less than 10 during the period. % is calculated as Quantity/Base number*100

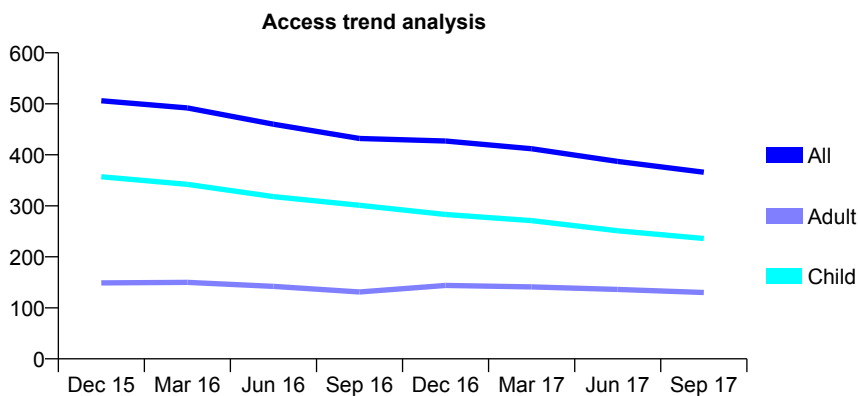
Q69 - Vital Signs At a Glance Contract Report for 237558/0001 - September 2017

Name or company name	MR AS TIERNEY
Contract type name	GDS Contract
Purpose of contract	General
Contract start date	02/07/2012
Contract end date	

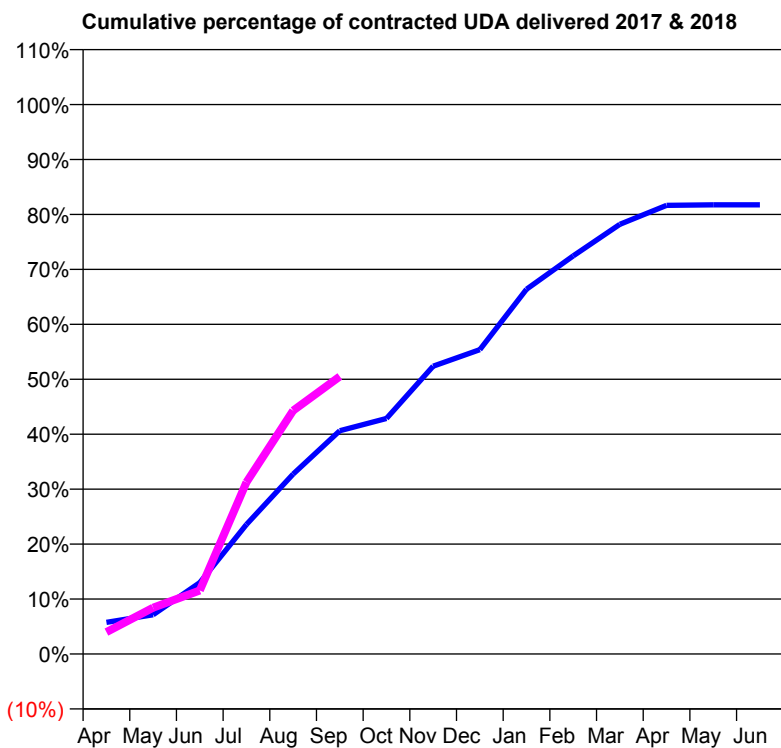
17/18 Contracted general activity (UDA)	675
Carry forward general activity (UDA)	0
17/18 Contracted orthodontic activity (UOA)	0
Carry forward orthodontic activity (UOA)	0
Baseline contract value	£12,274.72

ACCESS*

Patients seen in 24 months	Total	Change since previous quarter
Quarter ending September 2016	432	
Quarter ending December 2016	427	↓
Quarter ending March 2017	412	↓
Quarter ending June 2017	387	↓
Quarter ending September 2017	366	↓
Variance since September 2016	(15.3%)	↓



ACTIVITY



Adjusted Scheduled Activity (UDA)		
Month	2017	2018
April	54	27
May	67	57
June	122	78
July	221	211
August	307	299
September	381	341
October	402	
November	491	
December	520	
January	623	
February	680	
March	734	
April	766	
May	767	
June	767	

QUALITY

	Quantity	Base Number	Contract	AT	Region	England
% of FP17s for the same patient ID Re-attending within 3 months - Children	6	204	2.9%	11.3%	11.4%	11.9%
% of FP17s for the same patient ID Re-attending within 3 months - Adults	3	46	6.5%	15.0%	15.7%	15.9%
% of FP17s for the same patient ID Re-attending between 3 & 9 months - Children	156	204	76.5%	57.7%	60.6%	58.1%
% of FP17s for the same patient ID Re-attending between 3 & 9 months - Adults	32	46	69.6%	48.5%	52.0%	50.6%
% of FP17s for Band 1 Urgent Courses	0	223	0.0%	9.7%	9.6%	9.1%
% of FP17s Relating to Free Repair or Replacements	0	223	0.0%	0.7%	0.7%	0.8%
% of FP17s Relating to Continuations	0	223	0.0%	0.8%	1.0%	1.1%
% of Patients satisfied with the dentistry they have received	0	0	N/A	92.7%	91.6%	91.4%
% of Patients satisfied with the time they had to wait for an appointment	0	0	N/A	89.7%	87.9%	87.7%

* This is based on patients treated on this contract for their most recent course of treatment. Figures in italics indicate the base number of FP17s or Patient Questionnaire responses are less than 100. N/A is shown where the base number of responses is less than 10 during the period. % is calculated as Quantity/Base number*100

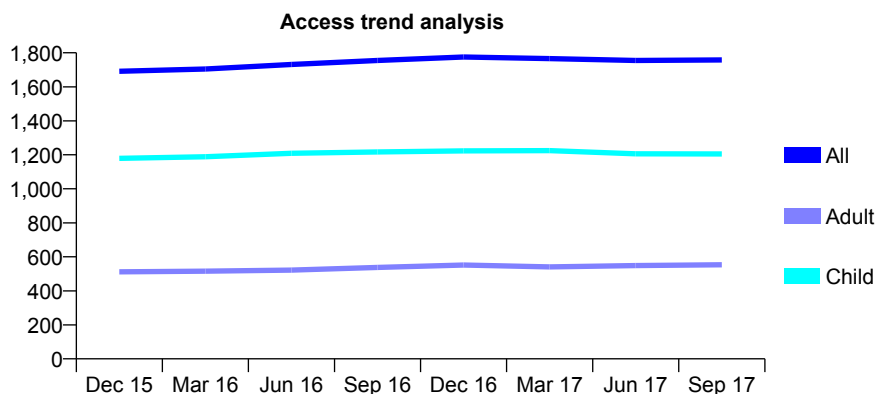
Q69 - Vital Signs At a Glance Contract Report for 237620/0001 - September 2017

Name or company name	MISS NJ BEARDSLEY
Contract type name	GDS Contract
Purpose of contract	General
Contract start date	01/04/2006
Contract end date	

17/18 Contracted general activity (UDA)	5,732
Carry forward general activity (UDA)	68
17/18 Contracted orthodontic activity (UOA)	0
Carry forward orthodontic activity (UOA)	0
Baseline contract value	£149,657.56

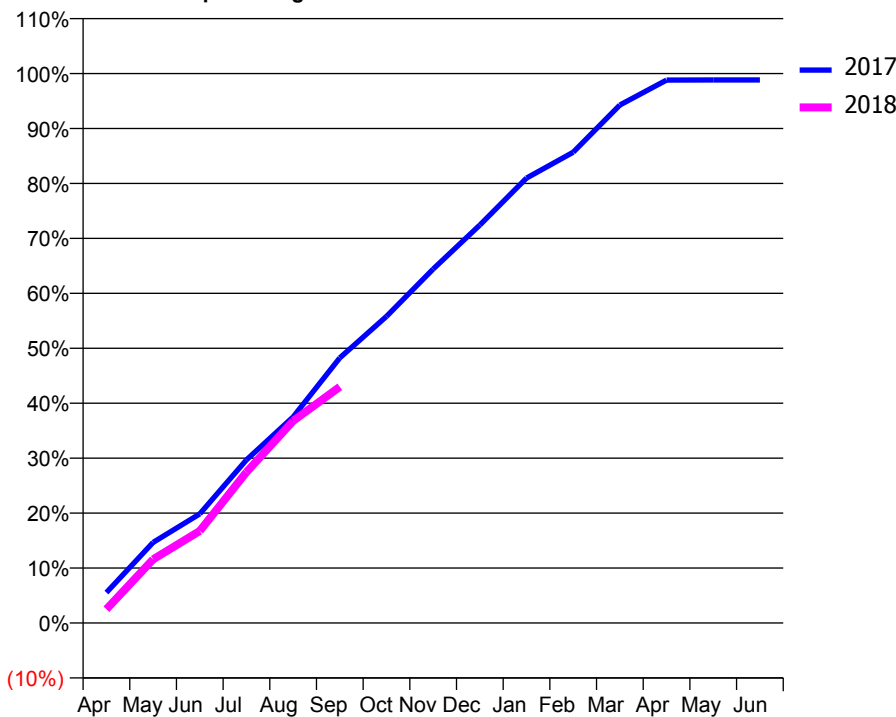
ACCESS*

Patients seen in 24 months	Total	Change since previous quarter
Quarter ending September 2016	1,755	
Quarter ending December 2016	1,775	→
Quarter ending March 2017	1,766	→
Quarter ending June 2017	1,755	→
Quarter ending September 2017	1,758	→
Variance since September 2016	0.2%	→



ACTIVITY

Cumulative percentage of contracted UDA delivered 2017 & 2018



Month	Adjusted Scheduled Activity (UDA)	
	2017	2018
April	318	144
May	841	664
June	1,138	960
July	1,701	1,574
August	2,150	2,108
September	2,766	2,465
October	3,198	
November	3,692	
December	4,152	
January	4,641	
February	4,911	
March	5,403	
April	5,664	
May	5,665	
June	5,665	

QUALITY

	Quantity	Base Number	Contract	AT	Region	England
% of FP17s for the same patient ID Re-attending within 3 months - Children	96	979	9.8%	11.3%	11.4%	11.9%
% of FP17s for the same patient ID Re-attending within 3 months - Adults	40	312	12.8%	15.0%	15.7%	15.9%
% of FP17s for the same patient ID Re-attending between 3 & 9 months - Children	635	979	64.9%	57.7%	60.6%	58.1%
% of FP17s for the same patient ID Re-attending between 3 & 9 months - Adults	195	312	62.5%	48.5%	52.0%	50.6%
% of FP17s for Band 1 Urgent Courses	43	1,191	3.6%	9.7%	9.6%	9.1%
% of FP17s Relating to Free Repair or Replacements	1	1,191	0.1%	0.7%	0.7%	0.8%
% of FP17s Relating to Continuations	10	1,191	0.8%	0.8%	1.0%	1.1%
% of Patients satisfied with the dentistry they have received	6	6	N/A	92.7%	91.6%	91.4%
% of Patients satisfied with the time they had to wait for an appointment	6	6	N/A	89.7%	87.9%	87.7%

* This is based on patients treated on this contract for their most recent course of treatment. Figures in italics indicate the base number of FP17s or Patient Questionnaire responses are less than 100. N/A is shown where the base number of responses is less than 10 during the period. % is calculated as Quantity/Base number*100

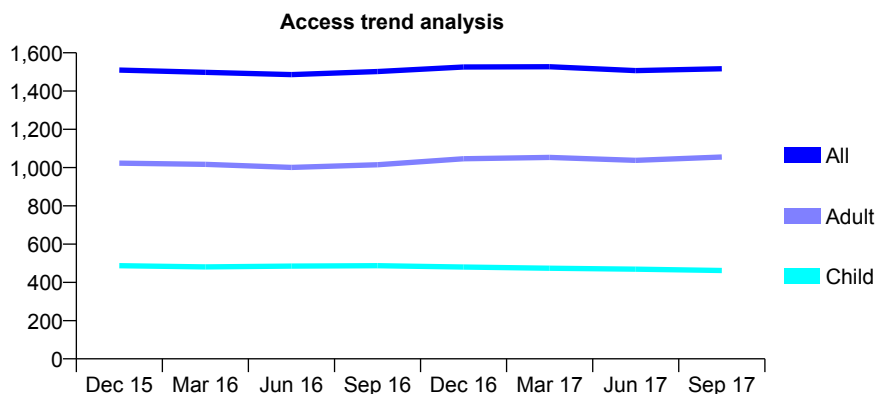
Q69 - Vital Signs At a Glance Contract Report for 238082/0001 - September 2017

Name or company name	MR SK GRAY
Contract type name	GDS Contract
Purpose of contract	General
Contract start date	01/04/2006
Contract end date	

17/18 Contracted general activity (UDA)	3,750
Carry forward general activity (UDA)	0
17/18 Contracted orthodontic activity (UOA)	0
Carry forward orthodontic activity (UOA)	0
Baseline contract value	£89,686.56

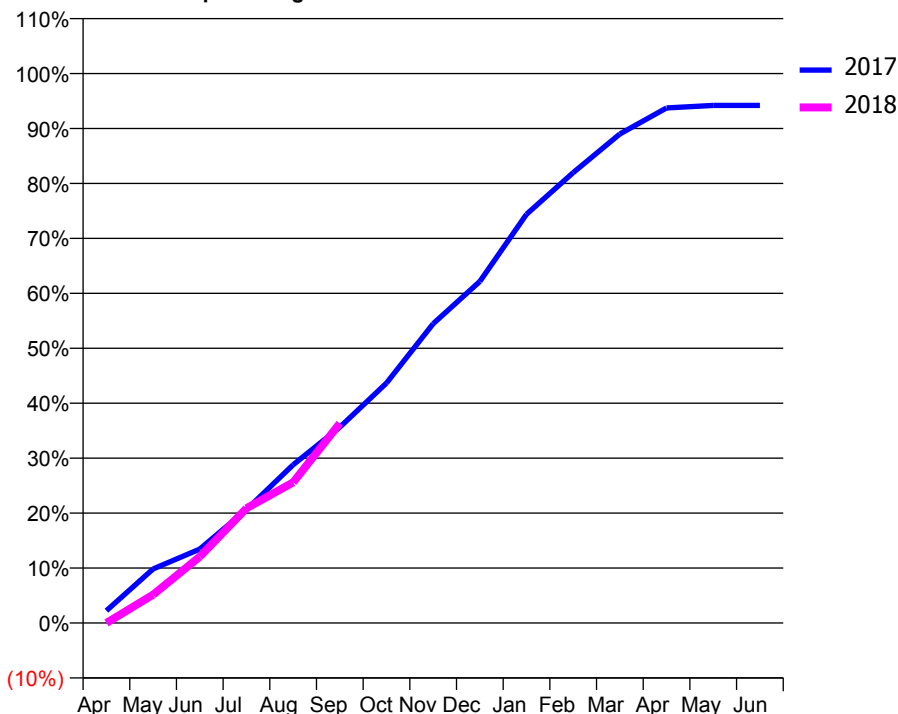
ACCESS*

Patients seen in 24 months	Total	Change since previous quarter
Quarter ending September 2016	1,502	
Quarter ending December 2016	1,526	→
Quarter ending March 2017	1,527	→
Quarter ending June 2017	1,507	↓
Quarter ending September 2017	1,517	→
Variance since September 2016	1.0%	→



ACTIVITY

Cumulative percentage of contracted UDA delivered 2017 & 2018



Month	Adjusted Scheduled Activity (UDA)	
	2017	2018
April	84	0
May	369	194
June	505	452
July	774	783
August	1,080	960
September	1,337	1,363
October	1,637	
November	2,042	
December	2,331	
January	2,790	
February	3,074	
March	3,337	
April	3,515	
May	3,532	
June	3,532	

QUALITY

	Quantity	Base Number	Contract	AT	Region	England
% of FP17s for the same patient ID Re-attending within 3 months - Children	7	325	2.2%	11.3%	11.4%	11.9%
% of FP17s for the same patient ID Re-attending within 3 months - Adults	73	674	10.8%	15.0%	15.7%	15.9%
% of FP17s for the same patient ID Re-attending between 3 & 9 months - Children	193	325	59.4%	57.7%	60.6%	58.1%
% of FP17s for the same patient ID Re-attending between 3 & 9 months - Adults	385	674	57.1%	48.5%	52.0%	50.6%
% of FP17s for Band 1 Urgent Courses	32	882	3.6%	9.7%	9.6%	9.1%
% of FP17s Relating to Free Repair or Replacements	0	882	0.0%	0.7%	0.7%	0.8%
% of FP17s Relating to Continuations	6	882	0.7%	0.8%	1.0%	1.1%
% of Patients satisfied with the dentistry they have received	0	2	N/A	92.7%	91.6%	91.4%
% of Patients satisfied with the time they had to wait for an appointment	1	2	N/A	89.7%	87.9%	87.7%

* This is based on patients treated on this contract for their most recent course of treatment. Figures in italics indicate the base number of FP17s or Patient Questionnaire responses are less than 100. N/A is shown where the base number of responses is less than 10 during the period. % is calculated as Quantity/Base number*100

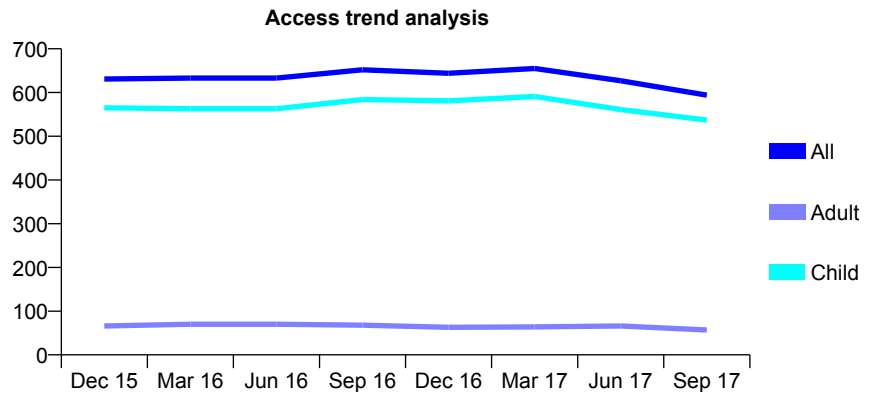
Q69 - Vital Signs At a Glance Contract Report for 239275/0001 - September 2017

Name or company name	MR EP HEMS
Contract type name	GDS Contract
Purpose of contract	General
Contract start date	01/04/2006
Contract end date	

17/18 Contracted general activity (UDA)	870
Carry forward general activity (UDA)	-7
17/18 Contracted orthodontic activity (UOA)	0
Carry forward orthodontic activity (UOA)	0
Baseline contract value	£20,800.75

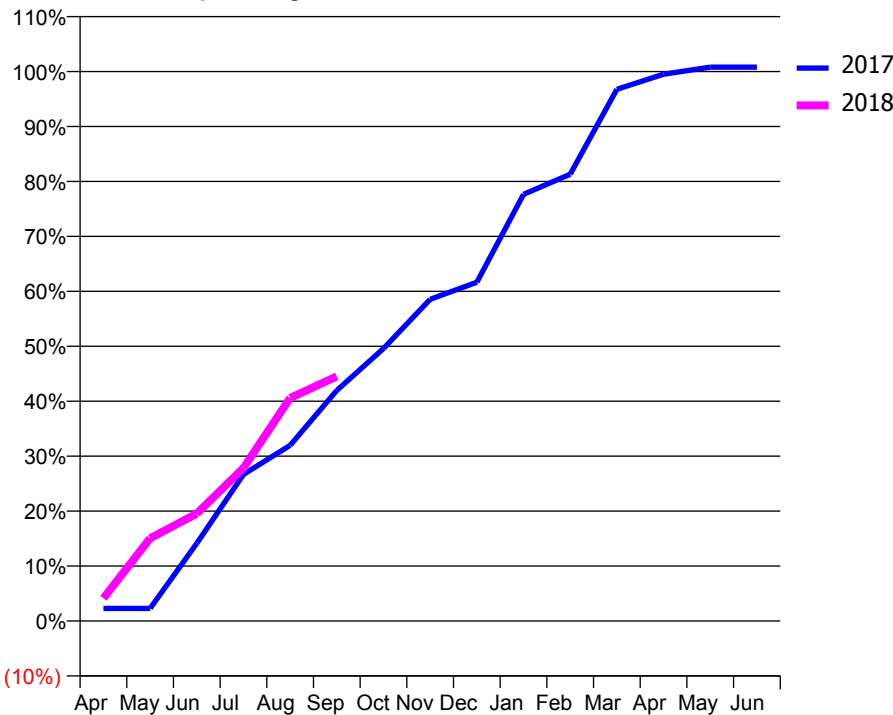
ACCESS*

Patients seen in 24 months	Total	Change since previous quarter
Quarter ending September 2016	652	
Quarter ending December 2016	644	↓
Quarter ending March 2017	655	→
Quarter ending June 2017	627	↓
Quarter ending September 2017	594	↓
Variance since September 2016	(8.9%)	↓



ACTIVITY

Cumulative percentage of contracted UDA delivered 2017 & 2018



Month	Adjusted Scheduled Activity (UDA)	
	2017	2018
April	20	36
May	20	131
June	123	170
July	232	242
August	278	353
September	365	387
October	431	
November	509	
December	536	
January	675	
February	707	
March	842	
April	866	
May	877	
June	877	

QUALITY

	Quantity	Base Number	Contract	AT	Region	England
% of FP17s for the same patient ID Re-attending within 3 months - Children	16	314	5.1%	11.3%	11.4%	11.9%
% of FP17s for the same patient ID Re-attending within 3 months - Adults	0	0	N/A	15.0%	15.7%	15.9%
% of FP17s for the same patient ID Re-attending between 3 & 9 months - Children	171	314	54.5%	57.7%	60.6%	58.1%
% of FP17s for the same patient ID Re-attending between 3 & 9 months - Adults	0	0	N/A	48.5%	52.0%	50.6%
% of FP17s for Band 1 Urgent Courses	1	289	0.3%	9.7%	9.6%	9.1%
% of FP17s Relating to Free Repair or Replacements	0	289	0.0%	0.7%	0.7%	0.8%
% of FP17s Relating to Continuations	3	289	1.0%	0.8%	1.0%	1.1%
% of Patients satisfied with the dentistry they have received	0	0	N/A	92.7%	91.6%	91.4%
% of Patients satisfied with the time they had to wait for an appointment	0	0	N/A	89.7%	87.9%	87.7%

* This is based on patients treated on this contract for their most recent course of treatment. Figures in italics indicate the base number of FP17s or Patient Questionnaire responses are less than 100. N/A is shown where the base number of responses is less than 10 during the period. % is calculated as Quantity/Base number*100

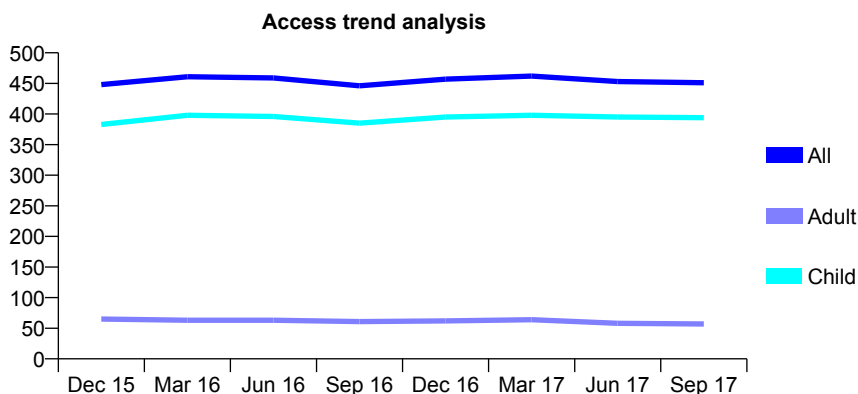
Q69 - Vital Signs At a Glance Contract Report for 244287/0001 - September 2017

Name or company name	MR CR HARRIS
Contract type name	GDS Contract
Purpose of contract	General
Contract start date	01/04/2006
Contract end date	

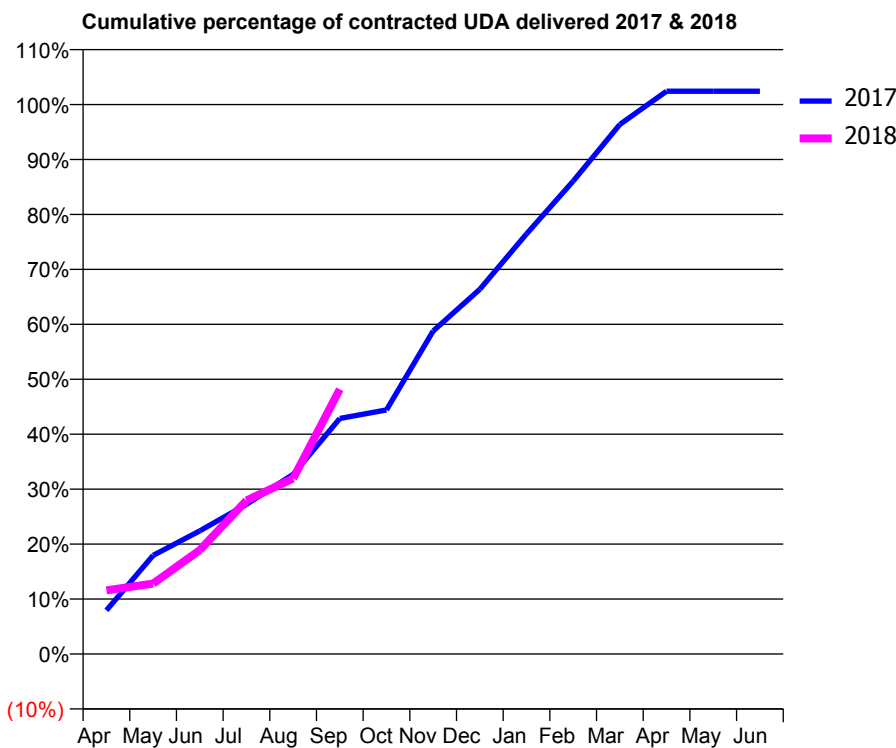
17/18 Contracted general activity (UDA)	1,083
Carry forward general activity (UDA)	-21
17/18 Contracted orthodontic activity (UOA)	0
Carry forward orthodontic activity (UOA)	0
Baseline contract value	£23,476.34

ACCESS*

Patients seen in 24 months	Total	Change since previous quarter
Quarter ending September 2016	446	
Quarter ending December 2016	457	↑
Quarter ending March 2017	462	→
Quarter ending June 2017	453	↓
Quarter ending September 2017	451	→
Variance since September 2016	1.1%	→



ACTIVITY



Month	Adjusted Scheduled Activity (UDA)	
	2017	2018
April	86	126
May	194	139
June	243	205
July	295	303
August	354	346
September	464	522
October	481	
November	637	
December	719	
January	828	
February	932	
March	1,044	
April	1,109	
May	1,109	
June	1,109	

QUALITY

	Quantity	Base Number	Contract	AT	Region	England
% of FP17s for the same patient ID Re-attending within 3 months - Children	20	332	6.0%	11.3%	11.4%	11.9%
% of FP17s for the same patient ID Re-attending within 3 months - Adults	2	22	9.1%	15.0%	15.7%	15.9%
% of FP17s for the same patient ID Re-attending between 3 & 9 months - Children	210	332	63.3%	57.7%	60.6%	58.1%
% of FP17s for the same patient ID Re-attending between 3 & 9 months - Adults	16	22	72.7%	48.5%	52.0%	50.6%
% of FP17s for Band 1 Urgent Courses	14	325	4.3%	9.7%	9.6%	9.1%
% of FP17s Relating to Free Repair or Replacements	0	325	0.0%	0.7%	0.7%	0.8%
% of FP17s Relating to Continuations	3	325	0.9%	0.8%	1.0%	1.1%
% of Patients satisfied with the dentistry they have received	1	1	N/A	92.7%	91.6%	91.4%
% of Patients satisfied with the time they had to wait for an appointment	1	1	N/A	89.7%	87.9%	87.7%

* This is based on patients treated on this contract for their most recent course of treatment. Figures in italics indicate the base number of FP17s or Patient Questionnaire responses are less than 100. N/A is shown where the base number of responses is less than 10 during the period. % is calculated as Quantity/Base number*100

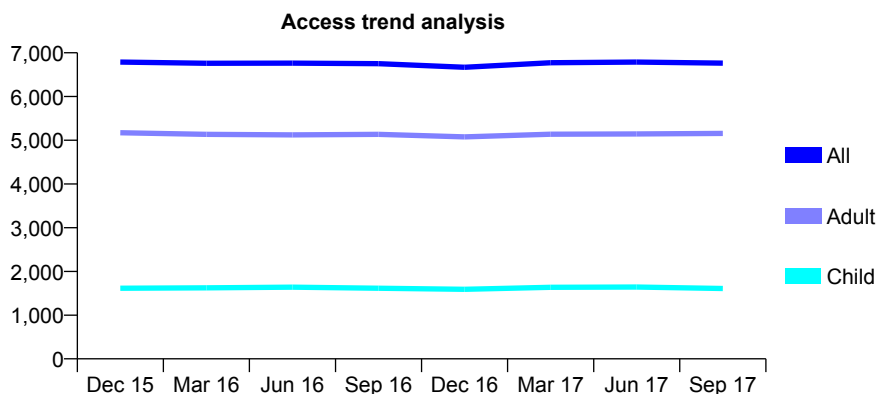
Q69 - Vital Signs At a Glance Contract Report for 250511/0001 - September 2017

Name or company name	Mr BS Degun and Mr DS Jheeta
Contract type name	GDS Contract
Purpose of contract	General
Contract start date	01/04/2006
Contract end date	

17/18 Contracted general activity (UDA)	21,463
Carry forward general activity (UDA)	150
17/18 Contracted orthodontic activity (UOA)	0
Carry forward orthodontic activity (UOA)	0
Baseline contract value	£542,369.94

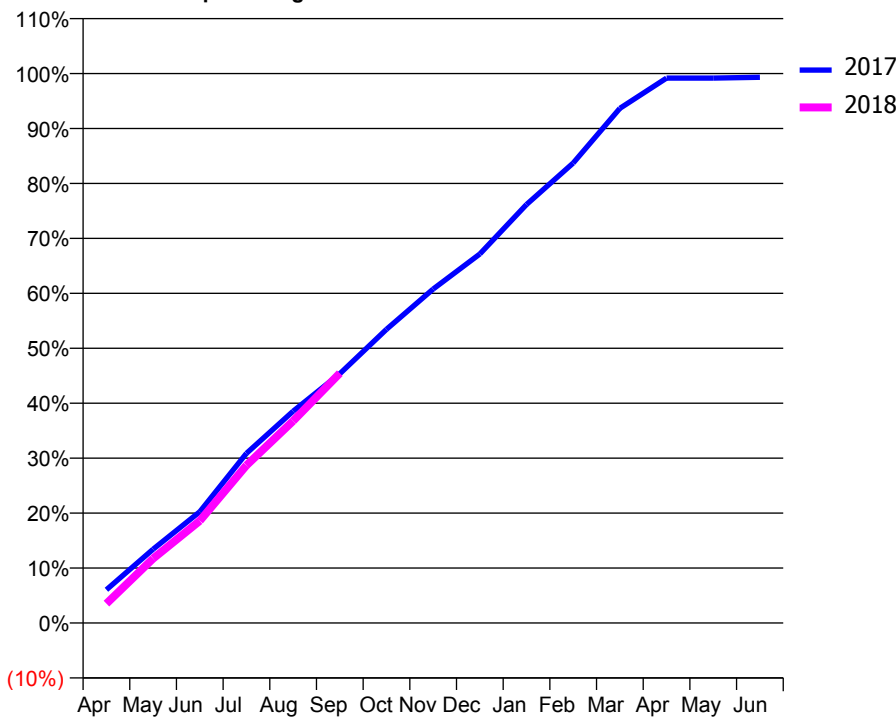
ACCESS*

Patients seen in 24 months	Total	Change since previous quarter
Quarter ending September 2016	6,751	
Quarter ending December 2016	6,670	↓
Quarter ending March 2017	6,773	→
Quarter ending June 2017	6,788	→
Quarter ending September 2017	6,765	→
Variance since September 2016	0.2%	→



ACTIVITY

Cumulative percentage of contracted UDA delivered 2017 & 2018



Month	Adjusted Scheduled Activity (UDA)	
	2017	2018
April	1,302	759
May	2,885	2,520
June	4,346	3,994
July	6,629	6,159
August	8,274	7,891
September	9,735	9,759
October	11,473	
November	13,044	
December	14,414	
January	16,347	
February	17,967	
March	20,101	
April	21,283	
May	21,286	
June	21,313	

QUALITY

	Quantity	Base Number	Contract	AT	Region	England
% of FP17s for the same patient ID Re-attending within 3 months - Children	102	1,305	7.8%	11.3%	11.4%	11.9%
% of FP17s for the same patient ID Re-attending within 3 months - Adults	394	3,147	12.5%	15.0%	15.7%	15.9%
% of FP17s for the same patient ID Re-attending between 3 & 9 months - Children	782	1,305	59.9%	57.7%	60.6%	58.1%
% of FP17s for the same patient ID Re-attending between 3 & 9 months - Adults	1,526	3,147	48.5%	48.5%	52.0%	50.6%
% of FP17s for Band 1 Urgent Courses	341	4,076	8.4%	9.7%	9.6%	9.1%
% of FP17s Relating to Free Repair or Replacements	20	4,076	0.5%	0.7%	0.7%	0.8%
% of FP17s Relating to Continuations	18	4,076	0.4%	0.8%	1.0%	1.1%
% of Patients satisfied with the dentistry they have received	9	10	90.0%	92.7%	91.6%	91.4%
% of Patients satisfied with the time they had to wait for an appointment	8	10	80.0%	89.7%	87.9%	87.7%

* This is based on patients treated on this contract for their most recent course of treatment. Figures in italics indicate the base number of FP17s or Patient Questionnaire responses are less than 100. N/A is shown where the base number of responses is less than 10 during the period. % is calculated as Quantity/Base number*100

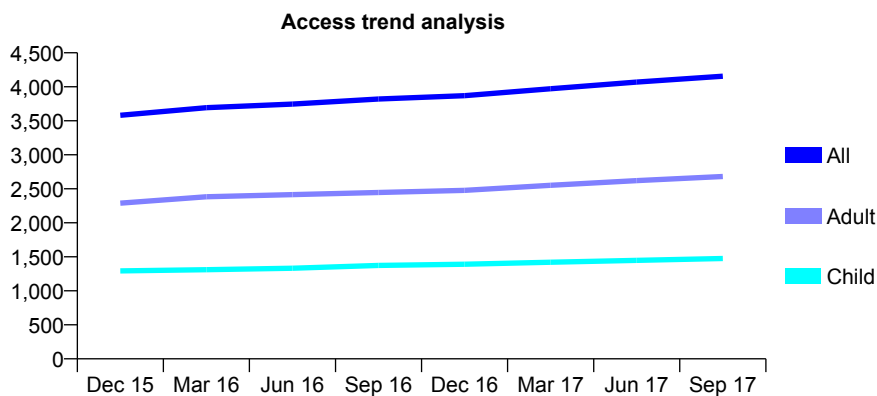
Q69 - Vital Signs At a Glance Contract Report for 250929/0001 - September 2017

Name or company name	MR JS GILL
Contract type name	GDS Contract
Purpose of contract	General
Contract start date	01/04/2006
Contract end date	

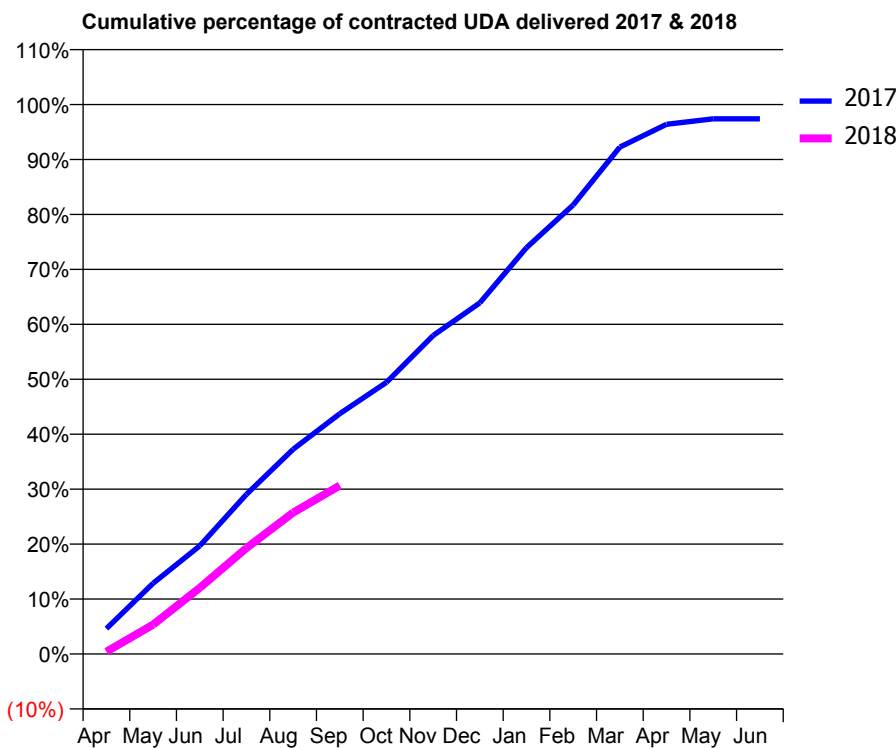
17/18 Contracted general activity (UDA)	15,780
Carry forward general activity (UDA)	410
17/18 Contracted orthodontic activity (UOA)	0
Carry forward orthodontic activity (UOA)	0
Baseline contract value	£492,421.74

ACCESS*

Patients seen in 24 months	Total	Change since previous quarter
Quarter ending September 2016	3,820	
Quarter ending December 2016	3,870	→
Quarter ending March 2017	3,972	↑
Quarter ending June 2017	4,070	↑
Quarter ending September 2017	4,156	↑
Variance since September 2016	8.8%	↑



ACTIVITY



Month	Adjusted Scheduled Activity (UDA)	
	2017	2018
April	731	66
May	2,033	846
June	3,106	1,901
July	4,586	3,042
August	5,882	4,061
September	6,901	4,839
October	7,801	
November	9,146	
December	10,084	
January	11,671	
February	12,894	
March	14,556	
April	15,211	
May	15,370	
June	15,371	

QUALITY

	Quantity	Base Number	Contract	AT	Region	England
% of FP17s for the same patient ID Re-attending within 3 months - Children	60	1,083	5.5%	11.3%	11.4%	11.9%
% of FP17s for the same patient ID Re-attending within 3 months - Adults	190	1,502	12.6%	15.0%	15.7%	15.9%
% of FP17s for the same patient ID Re-attending between 3 & 9 months - Children	686	1,083	63.3%	57.7%	60.6%	58.1%
% of FP17s for the same patient ID Re-attending between 3 & 9 months - Adults	660	1,502	43.9%	48.5%	52.0%	50.6%
% of FP17s for Band 1 Urgent Courses	319	2,357	13.5%	9.7%	9.6%	9.1%
% of FP17s Relating to Free Repair or Replacements	28	2,357	1.2%	0.7%	0.7%	0.8%
% of FP17s Relating to Continuations	7	2,357	0.3%	0.8%	1.0%	1.1%
% of Patients satisfied with the dentistry they have received	3	4	N/A	92.7%	91.6%	91.4%
% of Patients satisfied with the time they had to wait for an appointment	4	4	N/A	89.7%	87.9%	87.7%

* This is based on patients treated on this contract for their most recent course of treatment. Figures in italics indicate the base number of FP17s or Patient Questionnaire responses are less than 100. N/A is shown where the base number of responses is less than 10 during the period. % is calculated as Quantity/Base number*100

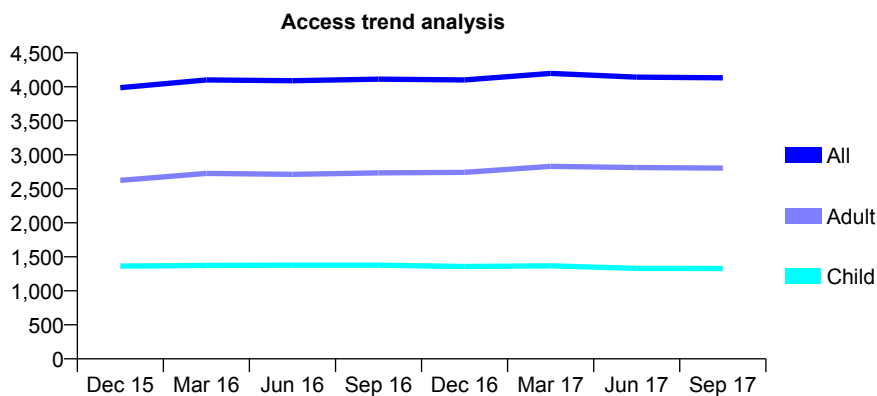
Q69 - Vital Signs At a Glance Contract Report for 253359/0001 - September 2017

Name or company name	MR MA LADAK
Contract type name	GDS Contract
Purpose of contract	General
Contract start date	01/04/2006
Contract end date	

17/18 Contracted general activity (UDA)	11,021
Carry forward general activity (UDA)	404
17/18 Contracted orthodontic activity (UOA)	0
Carry forward orthodontic activity (UOA)	0
Baseline contract value	£355,548.94

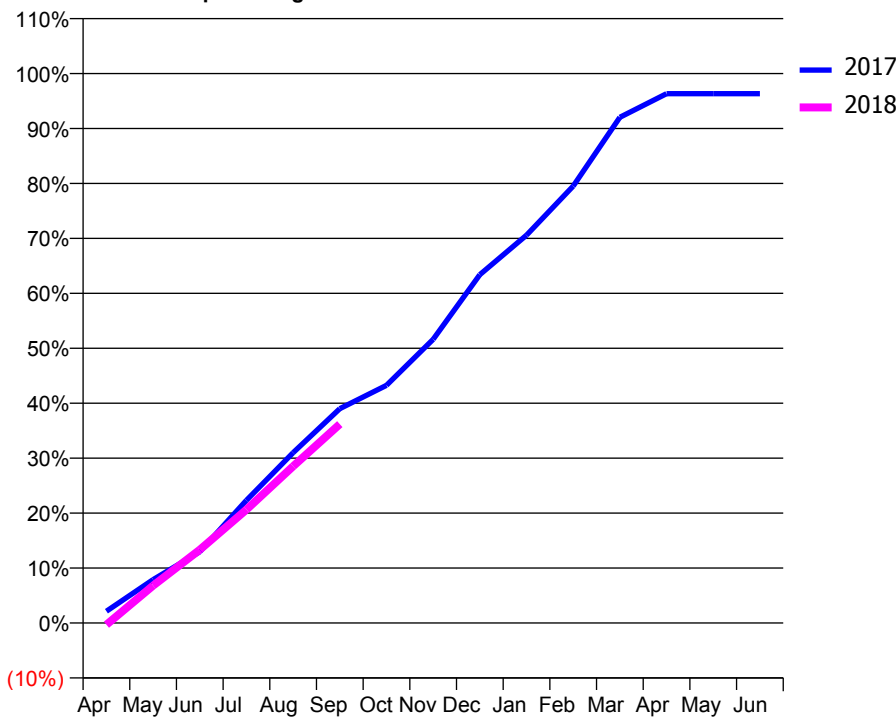
ACCESS*

Patients seen in 24 months	Total	Change since previous quarter
Quarter ending September 2016	4,113	
Quarter ending December 2016	4,101	→
Quarter ending March 2017	4,198	↑
Quarter ending June 2017	4,142	↓
Quarter ending September 2017	4,133	→
Variance since September 2016	0.5%	→



ACTIVITY

Cumulative percentage of contracted UDA delivered 2017 & 2018



Month	Adjusted Scheduled Activity (UDA)	
	2017	2018
April	236	-35
May	871	749
June	1,430	1,469
July	2,462	2,275
August	3,416	3,143
September	4,300	3,989
October	4,768	
November	5,691	
December	6,987	
January	7,778	
February	8,762	
March	10,144	
April	10,617	
May	10,617	
June	10,617	

QUALITY

	Quantity	Base Number	Contract	AT	Region	England
% of FP17s for the same patient ID Re-attending within 3 months - Children	67	1,048	6.4%	11.3%	11.4%	11.9%
% of FP17s for the same patient ID Re-attending within 3 months - Adults	243	1,854	13.1%	15.0%	15.7%	15.9%
% of FP17s for the same patient ID Re-attending between 3 & 9 months - Children	739	1,048	70.5%	57.7%	60.6%	58.1%
% of FP17s for the same patient ID Re-attending between 3 & 9 months - Adults	1,112	1,854	60.0%	48.5%	52.0%	50.6%
% of FP17s for Band 1 Urgent Courses	189	2,663	7.1%	9.7%	9.6%	9.1%
% of FP17s Relating to Free Repair or Replacements	12	2,663	0.5%	0.7%	0.7%	0.8%
% of FP17s Relating to Continuations	29	2,663	1.1%	0.8%	1.0%	1.1%
% of Patients satisfied with the dentistry they have received	5	5	N/A	92.7%	91.6%	91.4%
% of Patients satisfied with the time they had to wait for an appointment	5	5	N/A	89.7%	87.9%	87.7%

* This is based on patients treated on this contract for their most recent course of treatment. Figures in italics indicate the base number of FP17s or Patient Questionnaire responses are less than 100. N/A is shown where the base number of responses is less than 10 during the period. % is calculated as Quantity/Base number*100

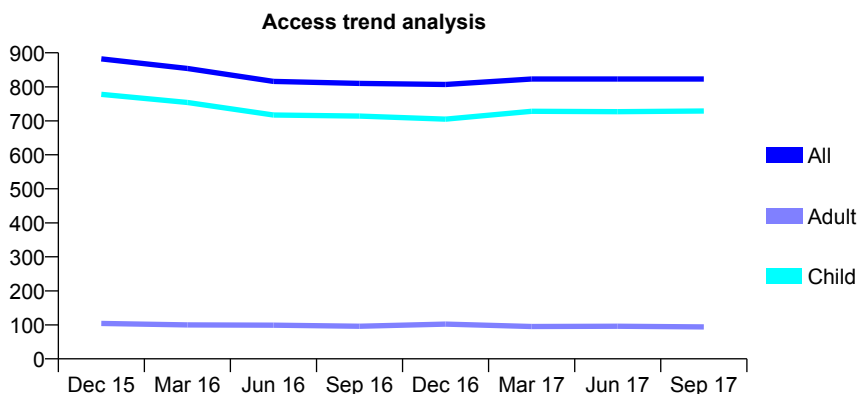
Q69 - Vital Signs At a Glance Contract Report for 253731/0001 - September 2017

Name or company name	MR V KUMAR
Contract type name	GDS Contract
Purpose of contract	General
Contract start date	01/04/2006
Contract end date	

17/18 Contracted general activity (UDA)	1,570
Carry forward general activity (UDA)	0
17/18 Contracted orthodontic activity (UOA)	0
Carry forward orthodontic activity (UOA)	0
Baseline contract value	£40,974.31

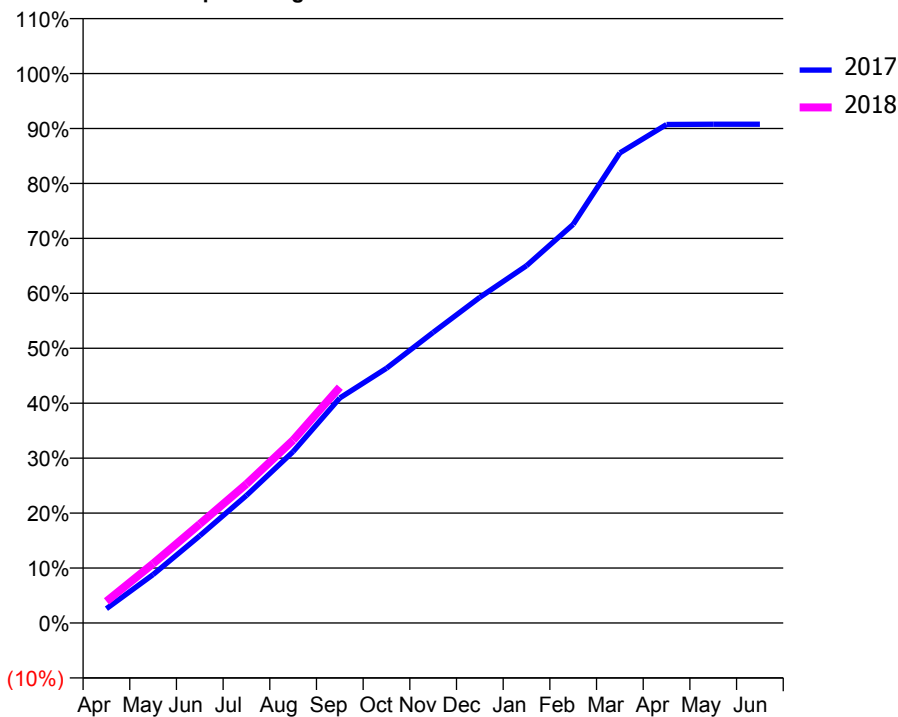
ACCESS*

Patients seen in 24 months	Total	Change since previous quarter
Quarter ending September 2016	810	
Quarter ending December 2016	807	→
Quarter ending March 2017	823	→
Quarter ending June 2017	823	→
Quarter ending September 2017	823	→
Variance since September 2016	1.6%	→



ACTIVITY

Cumulative percentage of contracted UDA delivered 2017 & 2018



Adjusted Scheduled Activity (UDA)

Month	2017	2018
April	41	62
May	139	170
June	249	283
July	364	397
August	490	522
September	643	674
October	728	
November	830	
December	931	
January	1,021	
February	1,139	
March	1,343	
April	1,424	
May	1,425	
June	1,425	

QUALITY

	Quantity	Base Number	Contract	AT	Region	England
% of FP17s for the same patient ID Re-attending within 3 months - Children	32	610	5.2%	11.3%	11.4%	11.9%
% of FP17s for the same patient ID Re-attending within 3 months - Adults	4	29	13.8%	15.0%	15.7%	15.9%
% of FP17s for the same patient ID Re-attending between 3 & 9 months - Children	432	610	70.8%	57.7%	60.6%	58.1%
% of FP17s for the same patient ID Re-attending between 3 & 9 months - Adults	13	29	44.8%	48.5%	52.0%	50.6%
% of FP17s for Band 1 Urgent Courses	13	566	2.3%	9.7%	9.6%	9.1%
% of FP17s Relating to Free Repair or Replacements	0	566	0.0%	0.7%	0.7%	0.8%
% of FP17s Relating to Continuations	10	566	1.8%	0.8%	1.0%	1.1%
% of Patients satisfied with the dentistry they have received	1	1	N/A	92.7%	91.6%	91.4%
% of Patients satisfied with the time they had to wait for an appointment	1	1	N/A	89.7%	87.9%	87.7%

* This is based on patients treated on this contract for their most recent course of treatment. Figures in italics indicate the base number of FP17s or Patient Questionnaire responses are less than 100. N/A is shown where the base number of responses is less than 10 during the period. % is calculated as Quantity/Base number*100

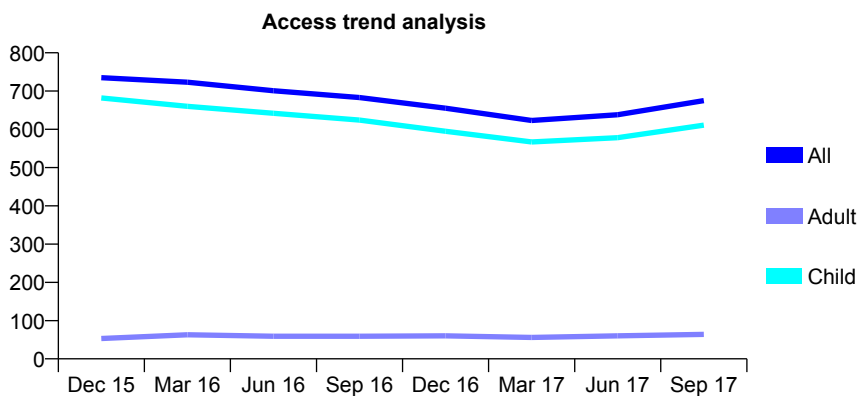
Q69 - Vital Signs At a Glance Contract Report for 257273/0001 - September 2017

Name or company name	MR NP ARNOLD
Contract type name	GDS Contract
Purpose of contract	General
Contract start date	01/04/2006
Contract end date	

17/18 Contracted general activity (UDA)	1,246
Carry forward general activity (UDA)	0
17/18 Contracted orthodontic activity (UOA)	0
Carry forward orthodontic activity (UOA)	0
Baseline contract value	£24,285.15

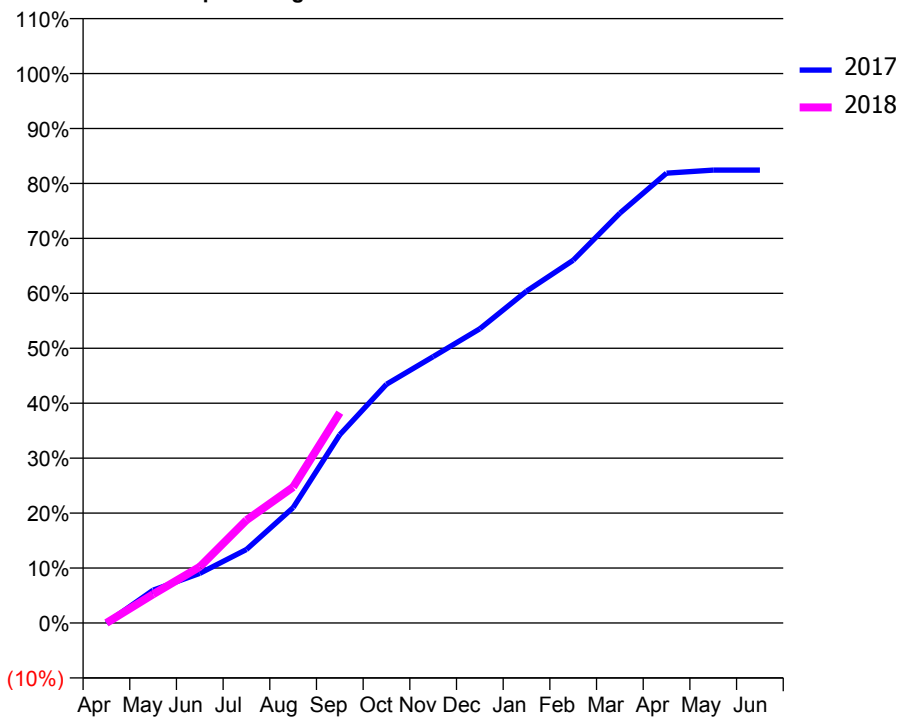
ACCESS*

Patients seen in 24 months	Total	Change since previous quarter
Quarter ending September 2016	683	
Quarter ending December 2016	655	↓
Quarter ending March 2017	623	↓
Quarter ending June 2017	638	↑
Quarter ending September 2017	675	↑
Variance since September 2016	(1.2%)	↓



ACTIVITY

Cumulative percentage of contracted UDA delivered 2017 & 2018



Adjusted Scheduled Activity (UDA)

Month	2017	2018
April	0	0
May	74	65
June	113	127
July	167	233
August	262	308
September	427	477
October	541	
November	604	
December	667	
January	752	
February	823	
March	929	
April	1,020	
May	1,027	
June	1,027	

QUALITY

	Quantity	Base Number	Contract	AT	Region	England
% of FP17s for the same patient ID Re-attending within 3 months - Children	24	501	4.8%	11.3%	11.4%	11.9%
% of FP17s for the same patient ID Re-attending within 3 months - Adults	0	1	0.0%	15.0%	15.7%	15.9%
% of FP17s for the same patient ID Re-attending between 3 & 9 months - Children	255	501	50.9%	57.7%	60.6%	58.1%
% of FP17s for the same patient ID Re-attending between 3 & 9 months - Adults	0	1	0.0%	48.5%	52.0%	50.6%
% of FP17s for Band 1 Urgent Courses	10	412	2.4%	9.7%	9.6%	9.1%
% of FP17s Relating to Free Repair or Replacements	0	412	0.0%	0.7%	0.7%	0.8%
% of FP17s Relating to Continuations	0	412	0.0%	0.8%	1.0%	1.1%
% of Patients satisfied with the dentistry they have received	1	1	N/A	92.7%	91.6%	91.4%
% of Patients satisfied with the time they had to wait for an appointment	1	1	N/A	89.7%	87.9%	87.7%

* This is based on patients treated on this contract for their most recent course of treatment. Figures in italics indicate the base number of FP17s or Patient Questionnaire responses are less than 100. N/A is shown where the base number of responses is less than 10 during the period. % is calculated as Quantity/Base number*100

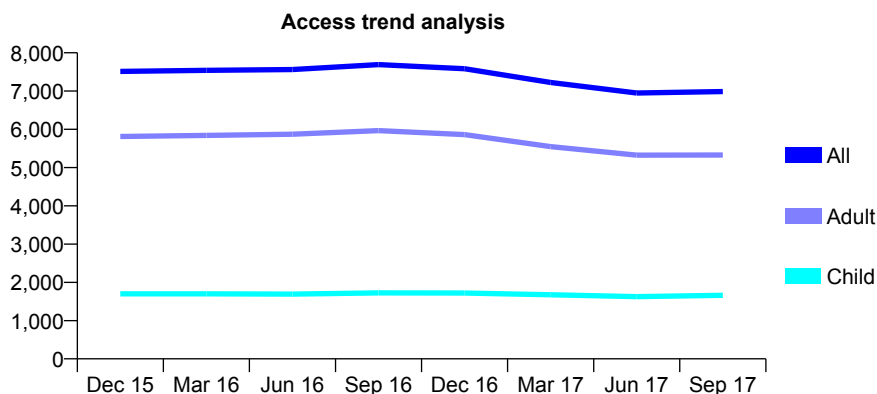
Q69 - Vital Signs At a Glance Contract Report for 258989/0001 - September 2017

Name or company name	MR AA CUMMING
Contract type name	GDS Contract
Purpose of contract	General
Contract start date	01/04/2006
Contract end date	

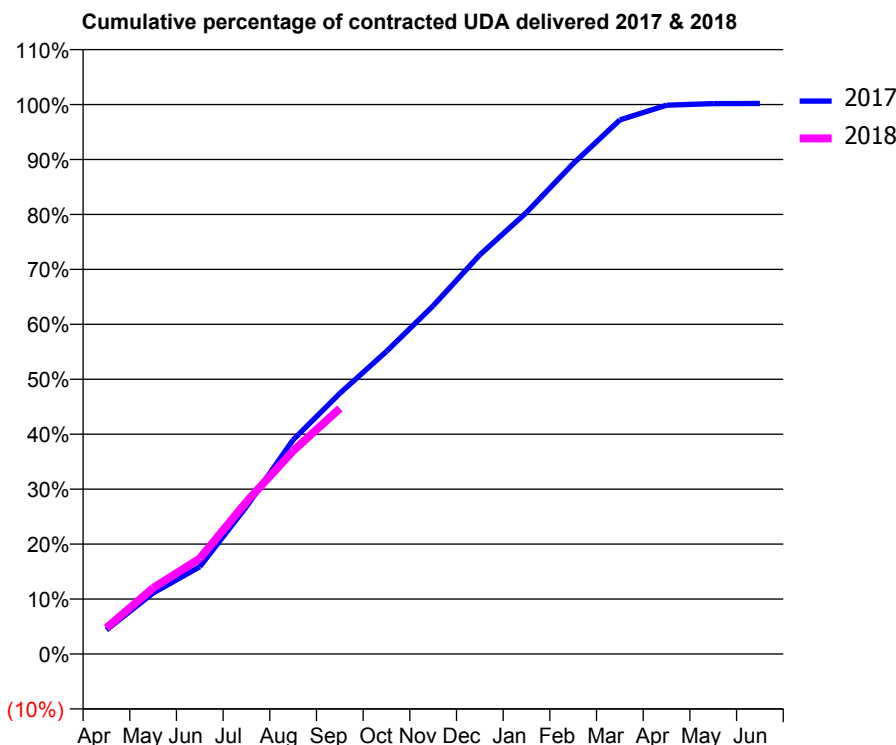
17/18 Contracted general activity (UDA)	19,500
Carry forward general activity (UDA)	-35
17/18 Contracted orthodontic activity (UOA)	0
Carry forward orthodontic activity (UOA)	0
Baseline contract value	£613,970.54

ACCESS*

Patients seen in 24 months	Total	Change since previous quarter
Quarter ending September 2016	7,690	
Quarter ending December 2016	7,582	↓
Quarter ending March 2017	7,223	↓
Quarter ending June 2017	6,950	↓
Quarter ending September 2017	6,988	→
Variance since September 2016	(9.1%)	↓



ACTIVITY



Month	Adjusted Scheduled Activity (UDA)	
	2017	2018
April	855	923
May	2,164	2,343
June	3,097	3,389
July	5,233	5,400
August	7,603	7,210
September	9,251	8,712
October	10,740	
November	12,360	
December	14,167	
January	15,671	
February	17,404	
March	18,956	
April	19,477	
May	19,532	
June	19,536	

QUALITY

	Quantity	Base Number	Contract	AT	Region	England
% of FP17s for the same patient ID Re-attending within 3 months - Children	66	1,037	6.4%	11.3%	11.4%	11.9%
% of FP17s for the same patient ID Re-attending within 3 months - Adults	688	3,250	21.2%	15.0%	15.7%	15.9%
% of FP17s for the same patient ID Re-attending between 3 & 9 months - Children	427	1,037	41.2%	57.7%	60.6%	58.1%
% of FP17s for the same patient ID Re-attending between 3 & 9 months - Adults	1,261	3,250	38.8%	48.5%	52.0%	50.6%
% of FP17s for Band 1 Urgent Courses	263	4,046	6.5%	9.7%	9.6%	9.1%
% of FP17s Relating to Free Repair or Replacements	50	4,046	1.2%	0.7%	0.7%	0.8%
% of FP17s Relating to Continuations	156	4,046	3.9%	0.8%	1.0%	1.1%
% of Patients satisfied with the dentistry they have received	17	18	94.4%	92.7%	91.6%	91.4%
% of Patients satisfied with the time they had to wait for an appointment	15	18	83.3%	89.7%	87.9%	87.7%

* This is based on patients treated on this contract for their most recent course of treatment. Figures in italics indicate the base number of FP17s or Patient Questionnaire responses are less than 100. N/A is shown where the base number of responses is less than 10 during the period. % is calculated as Quantity/Base number*100

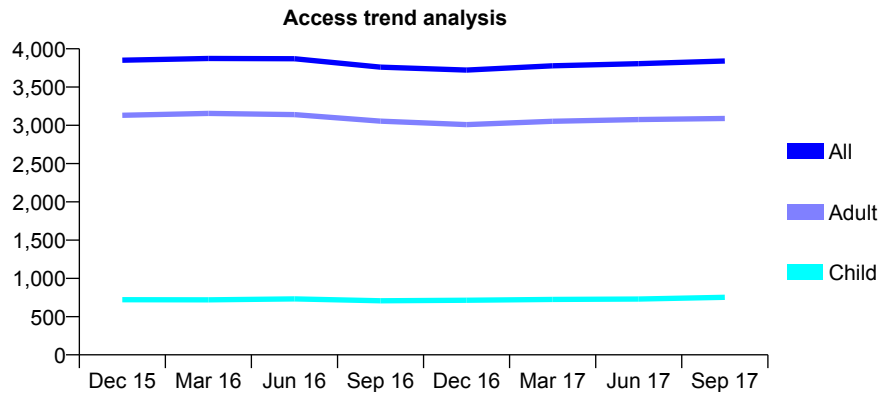
Q69 - Vital Signs At a Glance Contract Report for 263400/0001 - September 2017

Name or company name	MR TP WINDSOR
Contract type name	GDS Contract
Purpose of contract	General
Contract start date	01/04/2006
Contract end date	

17/18 Contracted general activity (UDA)	12,294
Carry forward general activity (UDA)	0
17/18 Contracted orthodontic activity (UOA)	0
Carry forward orthodontic activity (UOA)	0
Baseline contract value	£293,381.18

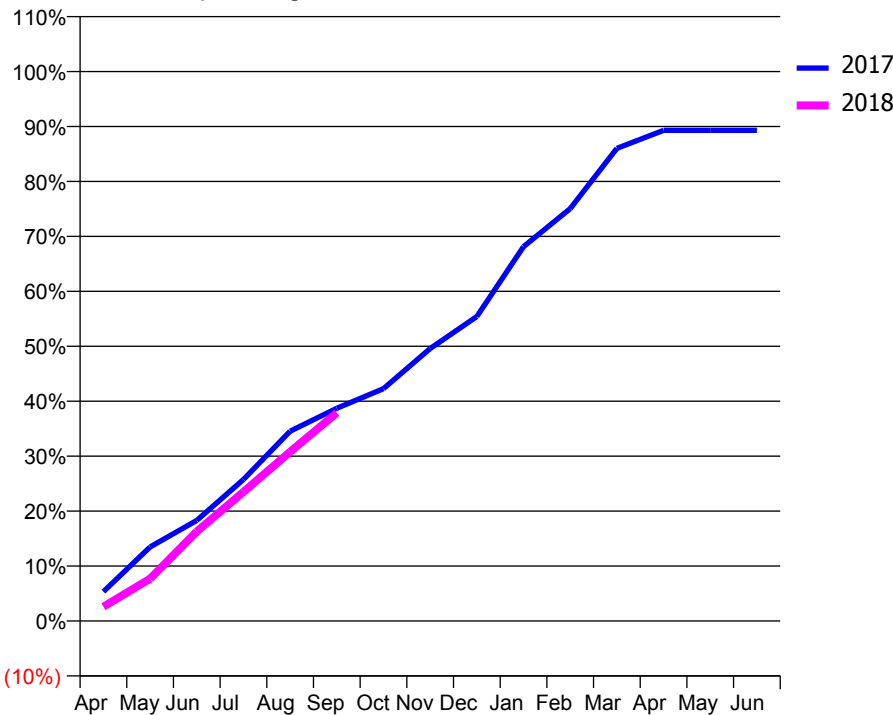
ACCESS*

Patients seen in 24 months	Total	Change since previous quarter
Quarter ending September 2016	3,761	
Quarter ending December 2016	3,722	↓
Quarter ending March 2017	3,778	→
Quarter ending June 2017	3,806	→
Quarter ending September 2017	3,841	→
Variance since September 2016	2.1%	↑



ACTIVITY

Cumulative percentage of contracted UDA delivered 2017 & 2018



Month	Adjusted Scheduled Activity (UDA)	
	2017	2018
April	659	322
May	1,657	946
June	2,251	2,004
July	3,167	2,889
August	4,246	3,786
September	4,760	4,659
October	5,199	
November	6,097	
December	6,814	
January	8,374	
February	9,226	
March	10,575	
April	10,978	
May	10,977	
June	10,978	

QUALITY

	Quantity	Base Number	Contract	AT	Region	England
% of FP17s for the same patient ID Re-attending within 3 months - Children	30	563	5.3%	11.3%	11.4%	11.9%
% of FP17s for the same patient ID Re-attending within 3 months - Adults	277	2,167	12.8%	15.0%	15.7%	15.9%
% of FP17s for the same patient ID Re-attending between 3 & 9 months - Children	312	563	55.4%	57.7%	60.6%	58.1%
% of FP17s for the same patient ID Re-attending between 3 & 9 months - Adults	1,222	2,167	56.4%	48.5%	52.0%	50.6%
% of FP17s for Band 1 Urgent Courses	303	2,535	12.0%	9.7%	9.6%	9.1%
% of FP17s Relating to Free Repair or Replacements	15	2,535	0.6%	0.7%	0.7%	0.8%
% of FP17s Relating to Continuations	13	2,535	0.5%	0.8%	1.0%	1.1%
% of Patients satisfied with the dentistry they have received	7	8	N/A	92.7%	91.6%	91.4%
% of Patients satisfied with the time they had to wait for an appointment	8	8	N/A	89.7%	87.9%	87.7%

* This is based on patients treated on this contract for their most recent course of treatment. Figures in italics indicate the base number of FP17s or Patient Questionnaire responses are less than 100. N/A is shown where the base number of responses is less than 10 during the period. % is calculated as Quantity/Base number*100

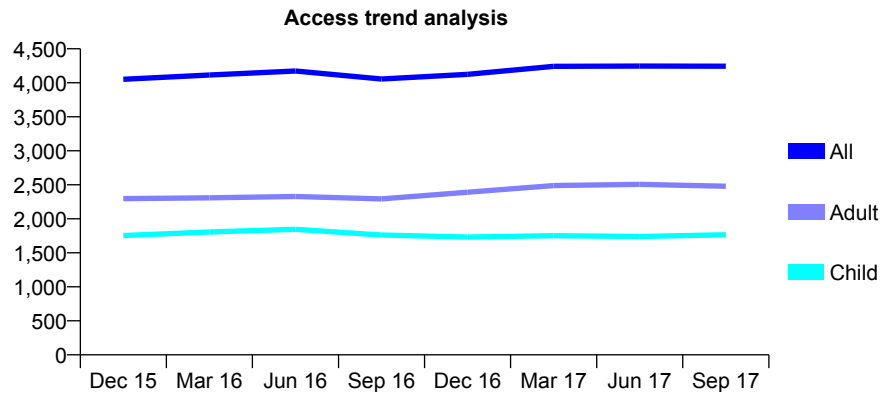
Q69 - Vital Signs At a Glance Contract Report for 269913/0002 - September 2017

Name or company name	MISS NZ ALI
Contract type name	GDS Contract
Purpose of contract	General
Contract start date	01/06/2006
Contract end date	

17/18 Contracted general activity (UDA)	12,851
Carry forward general activity (UDA)	-137
17/18 Contracted orthodontic activity (UOA)	0
Carry forward orthodontic activity (UOA)	0
Baseline contract value	£389,425.59

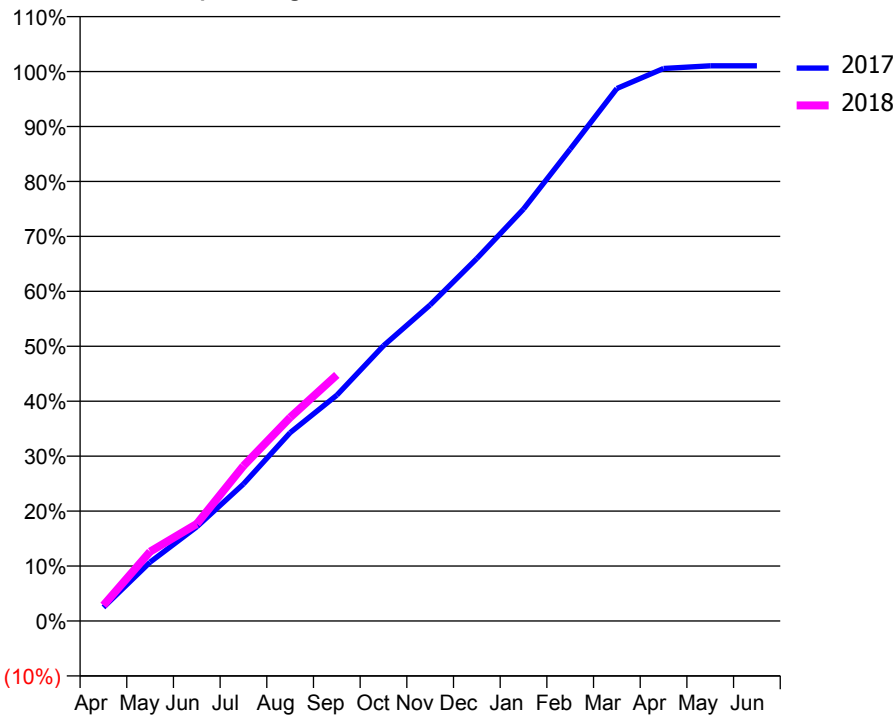
ACCESS*

Patients seen in 24 months	Total	Change since previous quarter
Quarter ending September 2016	4,055	
Quarter ending December 2016	4,124	→
Quarter ending March 2017	4,242	↑
Quarter ending June 2017	4,247	→
Quarter ending September 2017	4,245	→
Variance since September 2016	4.7%	↑



ACTIVITY

Cumulative percentage of contracted UDA delivered 2017 & 2018



Month	Adjusted Scheduled Activity (UDA)	
	2017	2018
April	331	366
May	1,432	1,624
June	2,293	2,271
July	3,331	3,628
August	4,582	4,760
September	5,492	5,756
October	6,694	
November	7,689	
December	8,818	
January	10,019	
February	11,475	
March	12,952	
April	13,439	
May	13,502	
June	13,503	

QUALITY

	Quantity	Base Number	Contract	AT	Region	England
% of FP17s for the same patient ID Re-attending within 3 months - Children	81	1,027	7.9%	11.3%	11.4%	11.9%
% of FP17s for the same patient ID Re-attending within 3 months - Adults	177	1,096	16.1%	15.0%	15.7%	15.9%
% of FP17s for the same patient ID Re-attending between 3 & 9 months - Children	282	1,027	27.5%	57.7%	60.6%	58.1%
% of FP17s for the same patient ID Re-attending between 3 & 9 months - Adults	331	1,096	30.2%	48.5%	52.0%	50.6%
% of FP17s for Band 1 Urgent Courses	275	1,954	14.1%	9.7%	9.6%	9.1%
% of FP17s Relating to Free Repair or Replacements	11	1,954	0.6%	0.7%	0.7%	0.8%
% of FP17s Relating to Continuations	0	1,954	0.0%	0.8%	1.0%	1.1%
% of Patients satisfied with the dentistry they have received	13	15	86.7%	92.7%	91.6%	91.4%
% of Patients satisfied with the time they had to wait for an appointment	12	15	80.0%	89.7%	87.9%	87.7%

* This is based on patients treated on this contract for their most recent course of treatment. Figures in italics indicate the base number of FP17s or Patient Questionnaire responses are less than 100. N/A is shown where the base number of responses is less than 10 during the period. % is calculated as Quantity/Base number*100

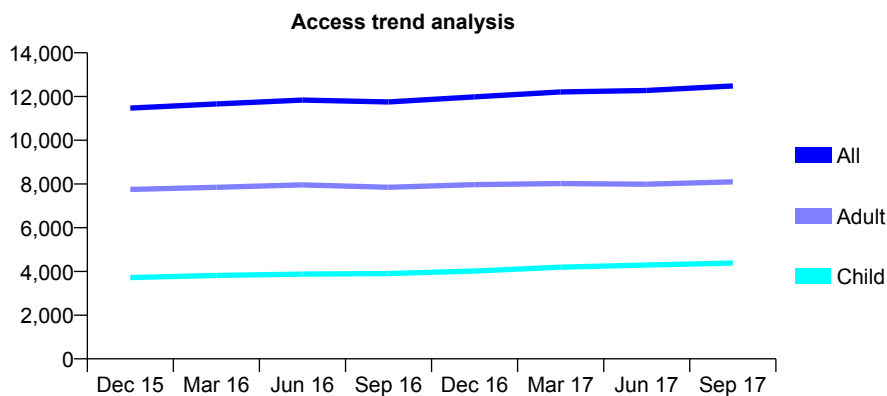
Q69 - Vital Signs At a Glance Contract Report for 270563/0001 - September 2017

Name or company name	MR RS DHARWAR
Contract type name	GDS Contract
Purpose of contract	General
Contract start date	01/04/2006
Contract end date	

17/18 Contracted general activity (UDA)	31,189
Carry forward general activity (UDA)	659
17/18 Contracted orthodontic activity (UOA)	0
Carry forward orthodontic activity (UOA)	0
Baseline contract value	£798,758.72

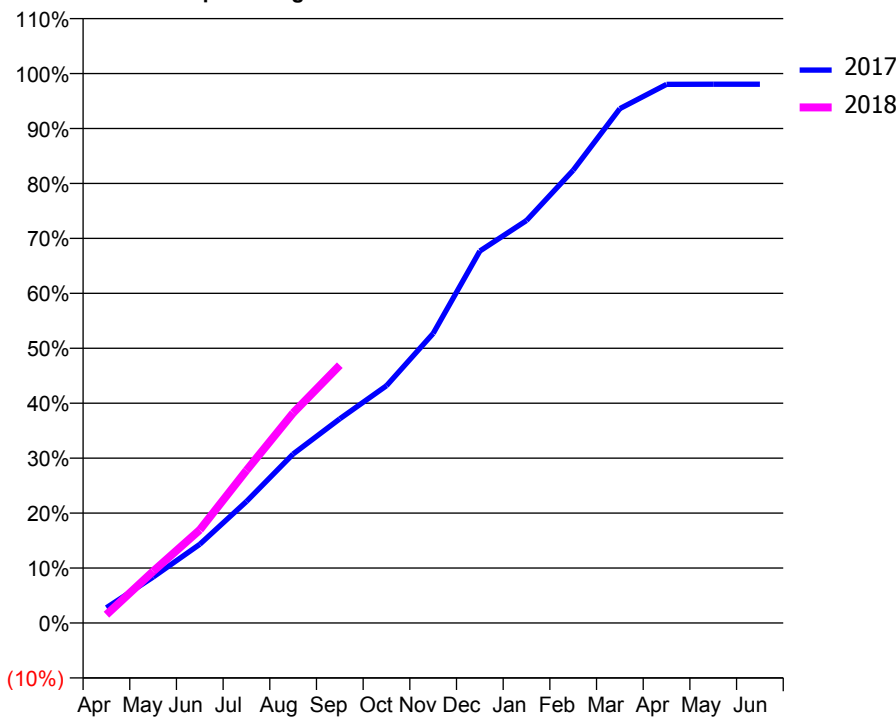
ACCESS*

Patients seen in 24 months	Total	Change since previous quarter
Quarter ending September 2016	11,751	
Quarter ending December 2016	11,985	→
Quarter ending March 2017	12,207	→
Quarter ending June 2017	12,277	→
Quarter ending September 2017	12,483	→
Variance since September 2016	6.2%	↑



ACTIVITY

Cumulative percentage of contracted UDA delivered 2017 & 2018



Month	Adjusted Scheduled Activity (UDA)	
	2017	2018
April	933	470
May	2,813	2,934
June	4,829	5,283
July	7,455	8,665
August	10,358	11,928
September	12,518	14,631
October	14,544	
November	17,748	
December	22,800	
January	24,678	
February	27,752	
March	31,536	
April	33,018	
May	33,025	
June	33,026	

QUALITY

	Quantity	Base Number	Contract	AT	Region	England
% of FP17s for the same patient ID Re-attending within 3 months - Children	247	3,217	7.7%	11.3%	11.4%	11.9%
% of FP17s for the same patient ID Re-attending within 3 months - Adults	724	4,801	15.1%	15.0%	15.7%	15.9%
% of FP17s for the same patient ID Re-attending between 3 & 9 months - Children	1,833	3,217	57.0%	57.7%	60.6%	58.1%
% of FP17s for the same patient ID Re-attending between 3 & 9 months - Adults	2,097	4,801	43.7%	48.5%	52.0%	50.6%
% of FP17s for Band 1 Urgent Courses	734	7,101	10.3%	9.7%	9.6%	9.1%
% of FP17s Relating to Free Repair or Replacements	48	7,101	0.7%	0.7%	0.7%	0.8%
% of FP17s Relating to Continuations	35	7,101	0.5%	0.8%	1.0%	1.1%
% of Patients satisfied with the dentistry they have received	27	28	96.4%	92.7%	91.6%	91.4%
% of Patients satisfied with the time they had to wait for an appointment	22	28	78.6%	89.7%	87.9%	87.7%

* This is based on patients treated on this contract for their most recent course of treatment. Figures in italics indicate the base number of FP17s or Patient Questionnaire responses are less than 100. N/A is shown where the base number of responses is less than 10 during the period. % is calculated as Quantity/Base number*100

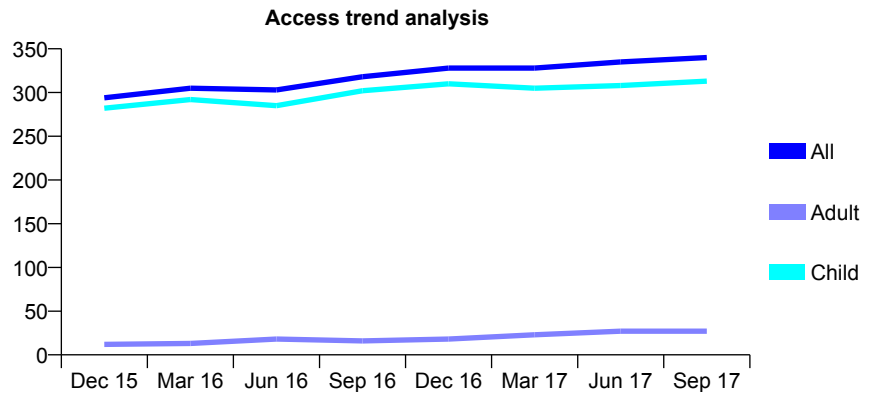
Q69 - Vital Signs At a Glance Contract Report for 272558/0001 - September 2017

Name or company name	MRS OF QADEER
Contract type name	GDS Contract
Purpose of contract	General
Contract start date	04/09/2012
Contract end date	

17/18 Contracted general activity (UDA)	809
Carry forward general activity (UDA)	-12
17/18 Contracted orthodontic activity (UOA)	0
Carry forward orthodontic activity (UOA)	0
Baseline contract value	£23,281.42

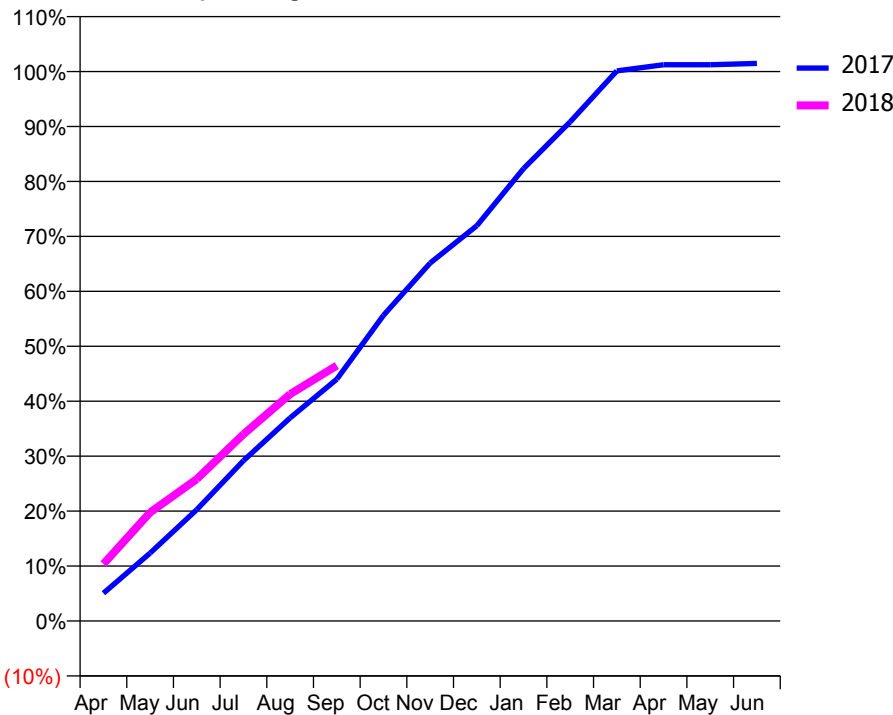
ACCESS*

Patients seen in 24 months	Total	Change since previous quarter
Quarter ending September 2016	318	
Quarter ending December 2016	328	↑
Quarter ending March 2017	328	→
Quarter ending June 2017	335	↑
Quarter ending September 2017	340	→
Variance since September 2016	6.9%	↑



ACTIVITY

Cumulative percentage of contracted UDA delivered 2017 & 2018



Month	Adjusted Scheduled Activity (UDA)	
	2017	2018
April	41	84
May	100	160
June	164	209
July	236	275
August	299	334
September	356	376
October	450	
November	527	
December	582	
January	666	
February	735	
March	810	
April	819	
May	819	
June	821	

QUALITY

	Quantity	Base Number	Contract	AT	Region	England
% of FP17s for the same patient ID Re-attending within 3 months - Children	20	303	6.6%	11.3%	11.4%	11.9%
% of FP17s for the same patient ID Re-attending within 3 months - Adults	1	12	8.3%	15.0%	15.7%	15.9%
% of FP17s for the same patient ID Re-attending between 3 & 9 months - Children	219	303	72.3%	57.7%	60.6%	58.1%
% of FP17s for the same patient ID Re-attending between 3 & 9 months - Adults	6	12	50.0%	48.5%	52.0%	50.6%
% of FP17s for Band 1 Urgent Courses	0	305	0.0%	9.7%	9.6%	9.1%
% of FP17s Relating to Free Repair or Replacements	0	305	0.0%	0.7%	0.7%	0.8%
% of FP17s Relating to Continuations	12	305	3.9%	0.8%	1.0%	1.1%
% of Patients satisfied with the dentistry they have received	1	1	N/A	92.7%	91.6%	91.4%
% of Patients satisfied with the time they had to wait for an appointment	1	1	N/A	89.7%	87.9%	87.7%

* This is based on patients treated on this contract for their most recent course of treatment. Figures in italics indicate the base number of FP17s or Patient Questionnaire responses are less than 100. N/A is shown where the base number of responses is less than 10 during the period. % is calculated as Quantity/Base number*100

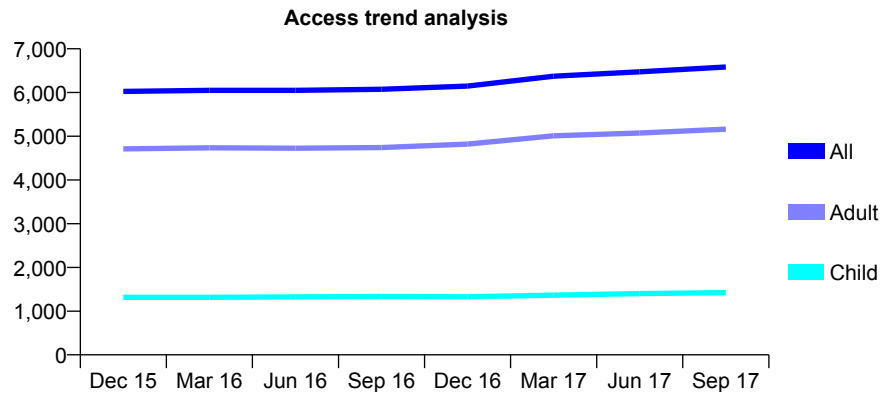
Q69 - Vital Signs At a Glance Contract Report for 272728/0001 - September 2017

Name or company name	MRS RK DHARWAR
Contract type name	GDS Contract
Purpose of contract	General
Contract start date	01/02/2011
Contract end date	

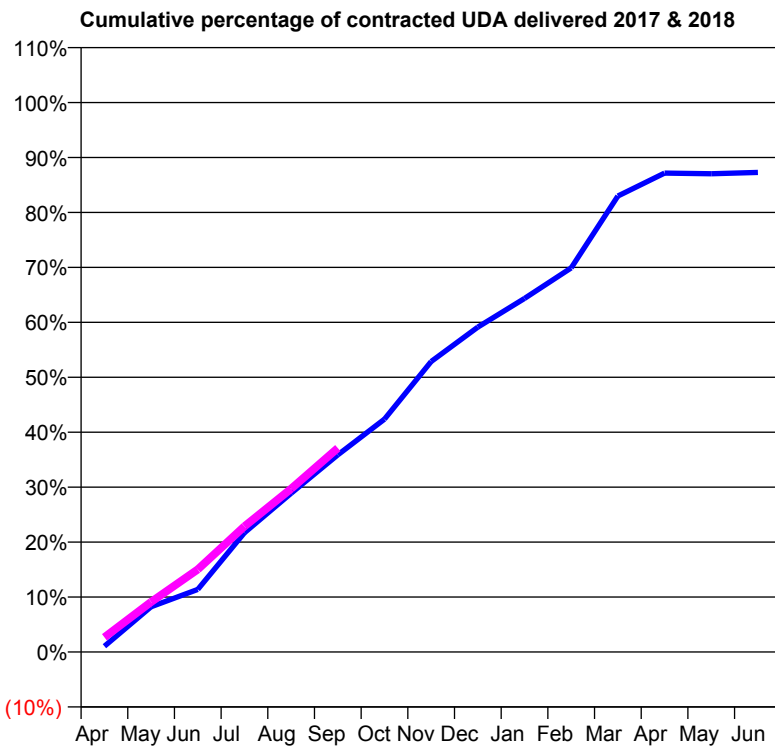
17/18 Contracted general activity (UDA)	22,500
Carry forward general activity (UDA)	0
17/18 Contracted orthodontic activity (UOA)	0
Carry forward orthodontic activity (UOA)	0
Baseline contract value	£566,222.17

ACCESS*

Patients seen in 24 months	Total	Change since previous quarter
Quarter ending September 2016	6,075	
Quarter ending December 2016	6,149	→
Quarter ending March 2017	6,374	↑
Quarter ending June 2017	6,475	→
Quarter ending September 2017	6,585	→
Variance since September 2016	8.4%	↑



ACTIVITY



Month	Adjusted Scheduled Activity (UDA)	
	2017	2018
April	239	604
May	1,855	2,050
June	2,564	3,383
July	4,885	5,145
August	6,499	6,688
September	8,070	8,353
October	9,533	
November	11,896	
December	13,303	
January	14,475	
February	15,730	
March	18,673	
April	19,610	
May	19,584	
June	19,635	

QUALITY

	Quantity	Base Number	Contract	AT	Region	England
% of FP17s for the same patient ID Re-attending within 3 months - Children	65	1,193	5.4%	11.3%	11.4%	11.9%
% of FP17s for the same patient ID Re-attending within 3 months - Adults	412	3,843	10.7%	15.0%	15.7%	15.9%
% of FP17s for the same patient ID Re-attending between 3 & 9 months - Children	815	1,193	68.3%	57.7%	60.6%	58.1%
% of FP17s for the same patient ID Re-attending between 3 & 9 months - Adults	2,523	3,843	65.7%	48.5%	52.0%	50.6%
% of FP17s for Band 1 Urgent Courses	382	4,641	8.2%	9.7%	9.6%	9.1%
% of FP17s Relating to Free Repair or Replacements	40	4,641	0.9%	0.7%	0.7%	0.8%
% of FP17s Relating to Continuations	13	4,641	0.3%	0.8%	1.0%	1.1%
% of Patients satisfied with the dentistry they have received	10	12	83.3%	92.7%	91.6%	91.4%
% of Patients satisfied with the time they had to wait for an appointment	11	12	91.7%	89.7%	87.9%	87.7%

* This is based on patients treated on this contract for their most recent course of treatment. Figures in italics indicate the base number of FP17s or Patient Questionnaire responses are less than 100. N/A is shown where the base number of responses is less than 10 during the period. % is calculated as Quantity/Base number*100

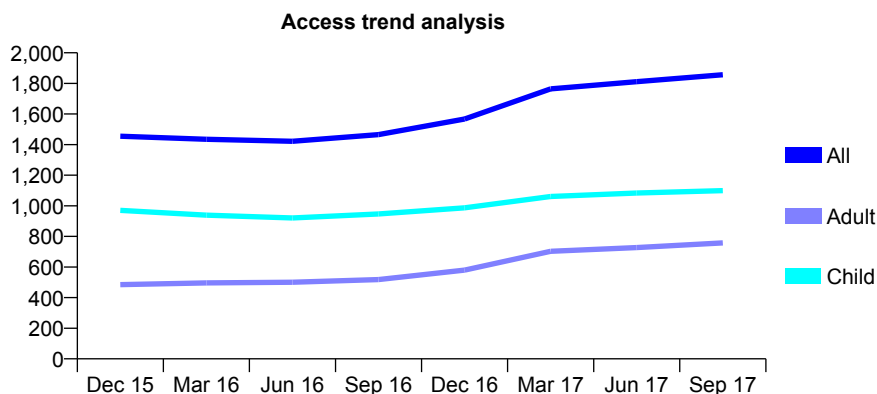
Q69 - Vital Signs At a Glance Contract Report for 278637/0001 - September 2017

Name or company name	MR AK MURGAI
Contract type name	GDS Contract
Purpose of contract	General
Contract start date	01/02/2012
Contract end date	

17/18 Contracted general activity (UDA)	5,500
Carry forward general activity (UDA)	136
17/18 Contracted orthodontic activity (UOA)	0
Carry forward orthodontic activity (UOA)	0
Baseline contract value	£133,431.04

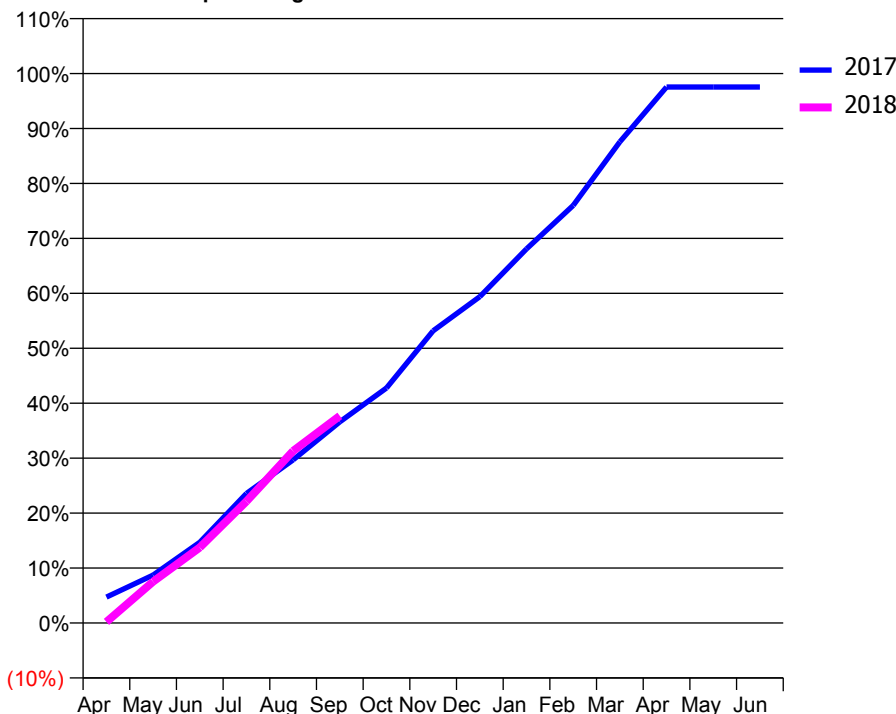
ACCESS*

Patients seen in 24 months	Total	Change since previous quarter
Quarter ending September 2016	1,465	
Quarter ending December 2016	1,567	↑
Quarter ending March 2017	1,764	↑
Quarter ending June 2017	1,811	↑
Quarter ending September 2017	1,857	↑
Variance since September 2016	26.8%	↑



ACTIVITY

Cumulative percentage of contracted UDA delivered 2017 & 2018



Adjusted Scheduled Activity (UDA)

Month	2017	2018
April	259	11
May	480	414
June	808	756
July	1,297	1,218
August	1,633	1,723
September	2,013	2,074
October	2,352	
November	2,924	
December	3,267	
January	3,745	
February	4,180	
March	4,817	
April	5,365	
May	5,365	
June	5,365	

QUALITY

	Quantity	Base Number	Contract	AT	Region	England
% of FP17s for the same patient ID Re-attending within 3 months - Children	51	846	6.0%	11.3%	11.4%	11.9%
% of FP17s for the same patient ID Re-attending within 3 months - Adults	93	495	18.8%	15.0%	15.7%	15.9%
% of FP17s for the same patient ID Re-attending between 3 & 9 months - Children	516	846	61.0%	57.7%	60.6%	58.1%
% of FP17s for the same patient ID Re-attending between 3 & 9 months - Adults	209	495	42.2%	48.5%	52.0%	50.6%
% of FP17s for Band 1 Urgent Courses	103	1,189	8.7%	9.7%	9.6%	9.1%
% of FP17s Relating to Free Repair or Replacements	3	1,189	0.3%	0.7%	0.7%	0.8%
% of FP17s Relating to Continuations	2	1,189	0.2%	0.8%	1.0%	1.1%
% of Patients satisfied with the dentistry they have received	7	7	N/A	92.7%	91.6%	91.4%
% of Patients satisfied with the time they had to wait for an appointment	7	7	N/A	89.7%	87.9%	87.7%

* This is based on patients treated on this contract for their most recent course of treatment. Figures in italics indicate the base number of FP17s or Patient Questionnaire responses are less than 100. N/A is shown where the base number of responses is less than 10 during the period. % is calculated as Quantity/Base number*100

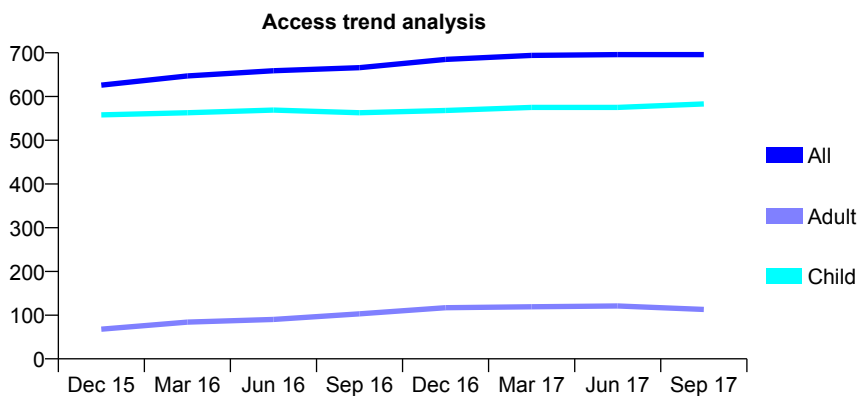
Q69 - Vital Signs At a Glance Contract Report for 279978/0002 - September 2017

Name or company name	MR AG PAUL
Contract type name	GDS Contract
Purpose of contract	General
Contract start date	19/01/2015
Contract end date	

17/18 Contracted general activity (UDA)	2,000
Carry forward general activity (UDA)	0
17/18 Contracted orthodontic activity (UOA)	0
Carry forward orthodontic activity (UOA)	0
Baseline contract value	£52,230.77

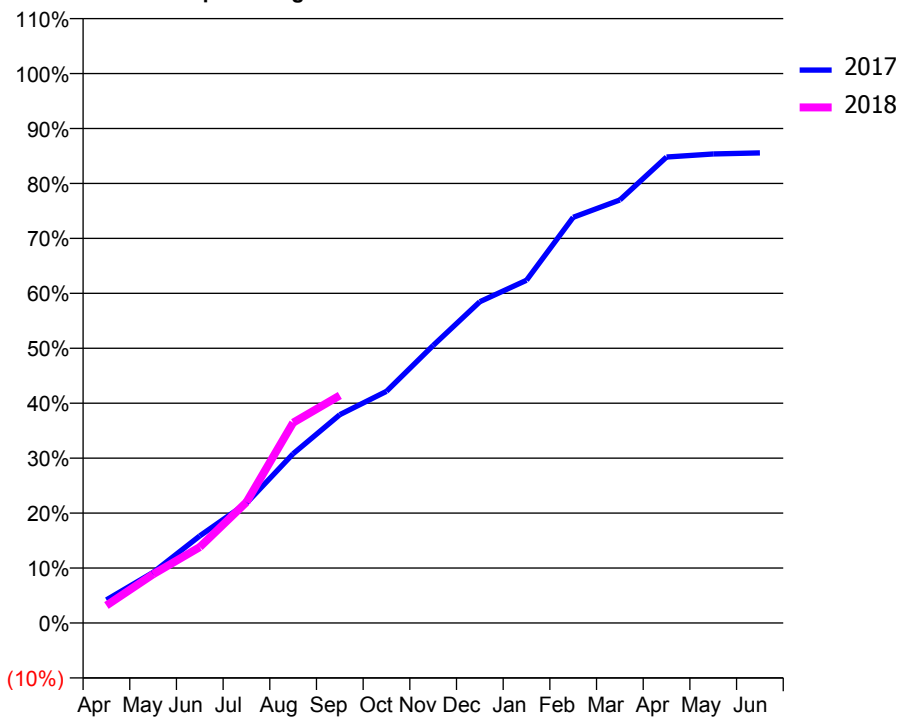
ACCESS*

Patients seen in 24 months	Total	Change since previous quarter
Quarter ending September 2016	666	
Quarter ending December 2016	685	↑
Quarter ending March 2017	694	→
Quarter ending June 2017	696	→
Quarter ending September 2017	696	→
Variance since September 2016	4.5%	↑



ACTIVITY

Cumulative percentage of contracted UDA delivered 2017 & 2018



Month	Adjusted Scheduled Activity (UDA)	
	2017	2018
April	84	64
May	184	177
June	317	276
July	436	440
August	616	729
September	758	828
October	843	
November	1,010	
December	1,170	
January	1,248	
February	1,477	
March	1,540	
April	1,696	
May	1,707	
June	1,711	

QUALITY

	Quantity	Base Number	Contract	AT	Region	England
% of FP17s for the same patient ID Re-attending within 3 months - Children	25	499	5.0%	11.3%	11.4%	11.9%
% of FP17s for the same patient ID Re-attending within 3 months - Adults	0	29	0.0%	15.0%	15.7%	15.9%
% of FP17s for the same patient ID Re-attending between 3 & 9 months - Children	333	499	66.7%	57.7%	60.6%	58.1%
% of FP17s for the same patient ID Re-attending between 3 & 9 months - Adults	20	29	69.0%	48.5%	52.0%	50.6%
% of FP17s for Band 1 Urgent Courses	2	441	0.5%	9.7%	9.6%	9.1%
% of FP17s Relating to Free Repair or Replacements	0	441	0.0%	0.7%	0.7%	0.8%
% of FP17s Relating to Continuations	0	441	0.0%	0.8%	1.0%	1.1%
% of Patients satisfied with the dentistry they have received	2	2	N/A	92.7%	91.6%	91.4%
% of Patients satisfied with the time they had to wait for an appointment	2	2	N/A	89.7%	87.9%	87.7%

* This is based on patients treated on this contract for their most recent course of treatment. Figures in italics indicate the base number of FP17s or Patient Questionnaire responses are less than 100. N/A is shown where the base number of responses is less than 10 during the period. % is calculated as Quantity/Base number*100

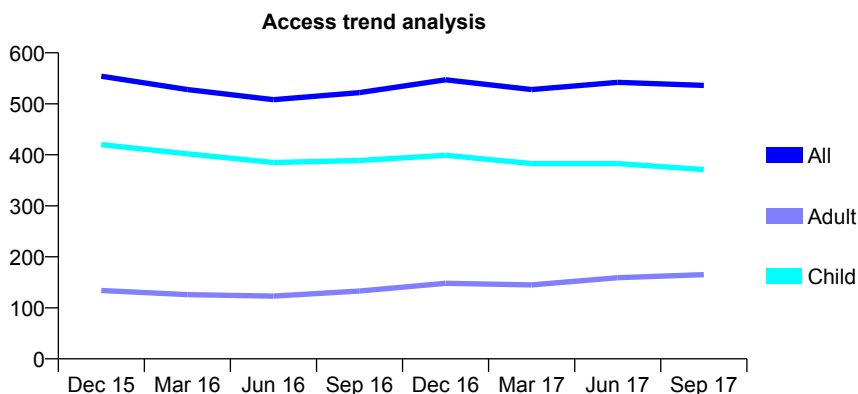
Q69 - Vital Signs At a Glance Contract Report for 289442/0003 - September 2017

Name or company name	Mr Ahmed Alshafi
Contract type name	GDS Contract
Purpose of contract	General
Contract start date	02/04/2013
Contract end date	

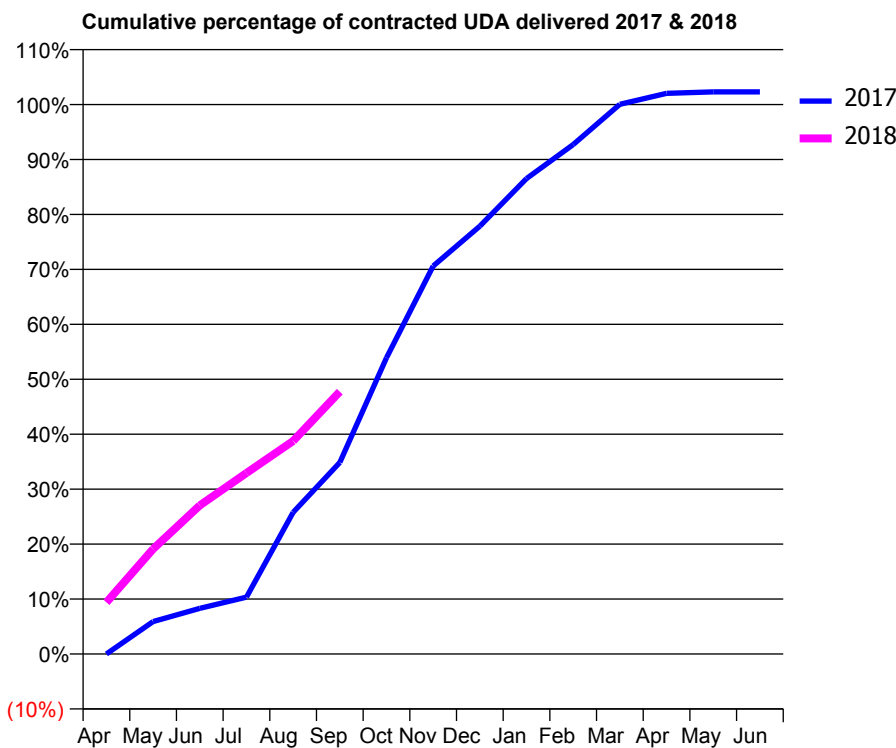
17/18 Contracted general activity (UDA)	1,500
Carry forward general activity (UDA)	-23
17/18 Contracted orthodontic activity (UOA)	0
Carry forward orthodontic activity (UOA)	0
Baseline contract value	£33,127.23

ACCESS*

Patients seen in 24 months	Total	Change since previous quarter
Quarter ending September 2016	522	
Quarter ending December 2016	547	↑
Quarter ending March 2017	528	↓
Quarter ending June 2017	542	↑
Quarter ending September 2017	536	↓
Variance since September 2016	2.7%	↑



ACTIVITY



Month	Adjusted Scheduled Activity (UDA)	
	2017	2018
April	0	141
May	69	287
June	97	406
July	121	494
August	302	582
September	408	716
October	631	
November	826	
December	911	
January	1,012	
February	1,085	
March	1,171	
April	1,194	
May	1,197	
June	1,197	

QUALITY

	Quantity	Base Number	Contract	AT	Region	England
% of FP17s for the same patient ID Re-attending within 3 months - Children	14	296	4.7%	11.3%	11.4%	11.9%
% of FP17s for the same patient ID Re-attending within 3 months - Adults	4	89	4.5%	15.0%	15.7%	15.9%
% of FP17s for the same patient ID Re-attending between 3 & 9 months - Children	170	296	57.4%	57.7%	60.6%	58.1%
% of FP17s for the same patient ID Re-attending between 3 & 9 months - Adults	40	89	44.9%	48.5%	52.0%	50.6%
% of FP17s for Band 1 Urgent Courses	11	363	3.0%	9.7%	9.6%	9.1%
% of FP17s Relating to Free Repair or Replacements	1	363	0.3%	0.7%	0.7%	0.8%
% of FP17s Relating to Continuations	0	363	0.0%	0.8%	1.0%	1.1%
% of Patients satisfied with the dentistry they have received	0	0	N/A	92.7%	91.6%	91.4%
% of Patients satisfied with the time they had to wait for an appointment	0	0	N/A	89.7%	87.9%	87.7%

* This is based on patients treated on this contract for their most recent course of treatment. Figures in italics indicate the base number of FP17s or Patient Questionnaire responses are less than 100. N/A is shown where the base number of responses is less than 10 during the period. % is calculated as Quantity/Base number*100

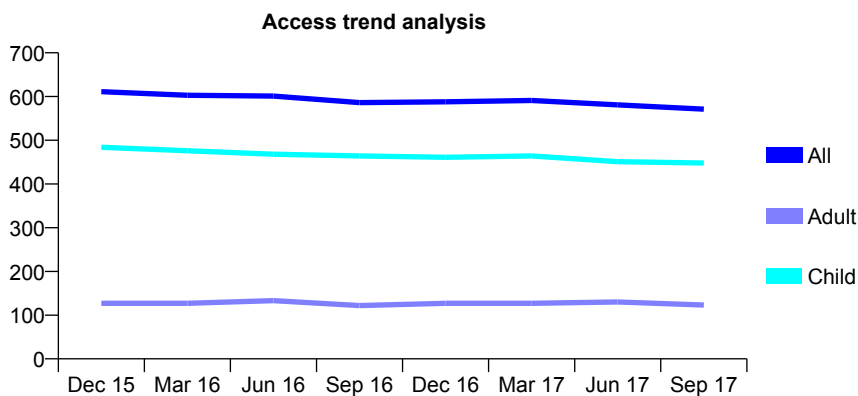
Q69 - Vital Signs At a Glance Contract Report for 302201/0002 - September 2017

Name or company name	MR ND HATTON
Contract type name	GDS Contract
Purpose of contract	General
Contract start date	17/06/2013
Contract end date	

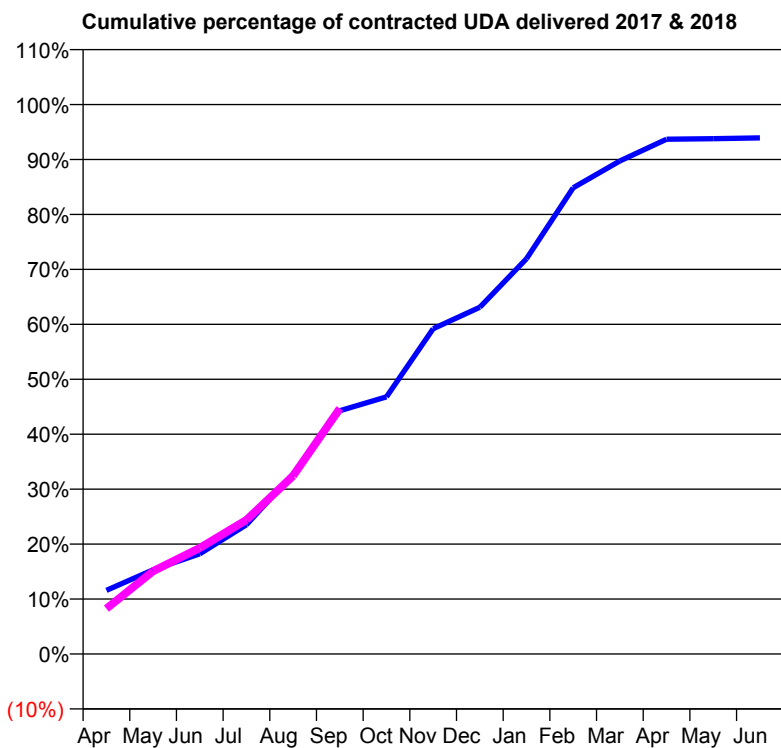
17/18 Contracted general activity (UDA)	1,233
Carry forward general activity (UDA)	0
17/18 Contracted orthodontic activity (UOA)	0
Carry forward orthodontic activity (UOA)	0
Baseline contract value	£27,738.83

ACCESS*

Patients seen in 24 months	Total	Change since previous quarter
Quarter ending September 2016	586	
Quarter ending December 2016	588	→
Quarter ending March 2017	591	→
Quarter ending June 2017	581	↓
Quarter ending September 2017	571	↓
Variance since September 2016	(2.6%)	↓



ACTIVITY



Adjusted Scheduled Activity (UDA)		
Month	2017	2018
April	143	102
May	189	186
June	225	238
July	290	301
August	404	400
September	546	551
October	577	
November	730	
December	778	
January	887	
February	1,046	
March	1,106	
April	1,155	
May	1,156	
June	1,158	

QUALITY

	Quantity	Base Number	Contract	AT	Region	England
% of FP17s for the same patient ID Re-attending within 3 months - Children	18	390	4.6%	11.3%	11.4%	11.9%
% of FP17s for the same patient ID Re-attending within 3 months - Adults	1	49	2.0%	15.0%	15.7%	15.9%
% of FP17s for the same patient ID Re-attending between 3 & 9 months - Children	278	390	71.3%	57.7%	60.6%	58.1%
% of FP17s for the same patient ID Re-attending between 3 & 9 months - Adults	39	49	79.6%	48.5%	52.0%	50.6%
% of FP17s for Band 1 Urgent Courses	0	399	0.0%	9.7%	9.6%	9.1%
% of FP17s Relating to Free Repair or Replacements	0	399	0.0%	0.7%	0.7%	0.8%
% of FP17s Relating to Continuations	1	399	0.3%	0.8%	1.0%	1.1%
% of Patients satisfied with the dentistry they have received	0	0	N/A	92.7%	91.6%	91.4%
% of Patients satisfied with the time they had to wait for an appointment	0	0	N/A	89.7%	87.9%	87.7%

* This is based on patients treated on this contract for their most recent course of treatment. Figures in italics indicate the base number of FP17s or Patient Questionnaire responses are less than 100. N/A is shown where the base number of responses is less than 10 during the period. % is calculated as Quantity/Base number*100

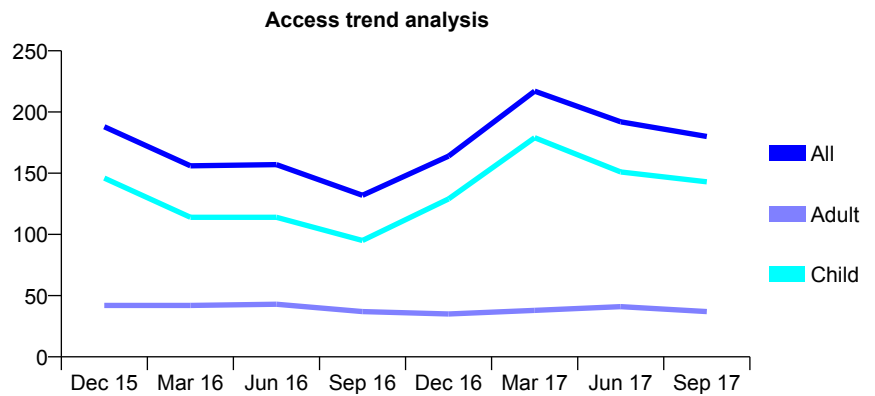
Q69 - Vital Signs At a Glance Contract Report for 308242/0001 - September 2017

Name or company name	Dr Balaji
Contract type name	GDS Contract
Purpose of contract	General
Contract start date	01/04/2006
Contract end date	

17/18 Contracted general activity (UDA)	360
Carry forward general activity (UDA)	-7
17/18 Contracted orthodontic activity (UOA)	0
Carry forward orthodontic activity (UOA)	0
Baseline contract value	£9,596.48

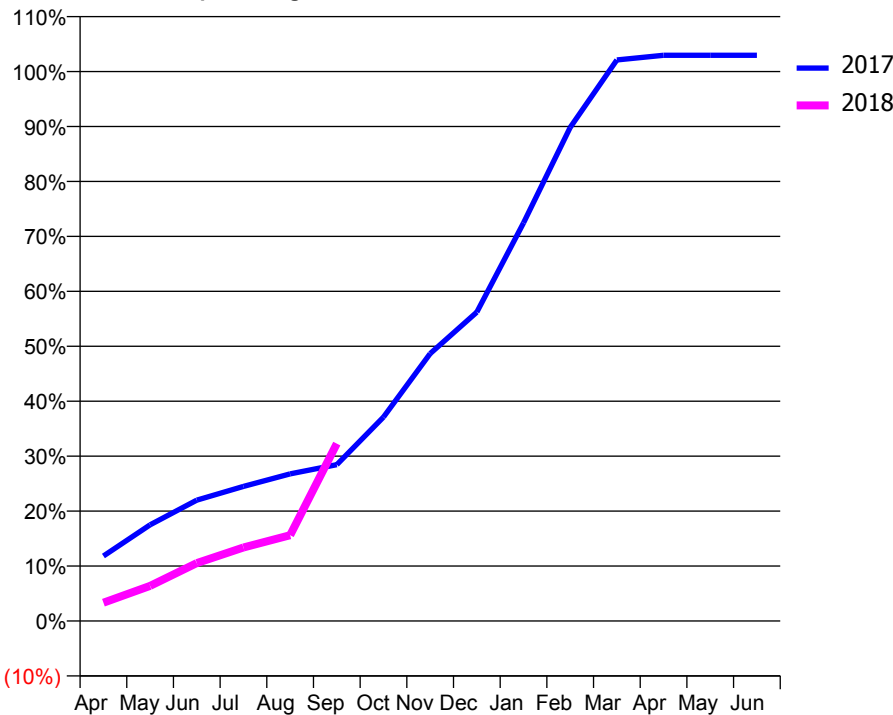
ACCESS*

Patients seen in 24 months	Total	Change since previous quarter
Quarter ending September 2016	132	
Quarter ending December 2016	164	↑
Quarter ending March 2017	217	↑
Quarter ending June 2017	192	↓
Quarter ending September 2017	180	↓
Variance since September 2016	36.4%	↑



ACTIVITY

Cumulative percentage of contracted UDA delivered 2017 & 2018



Month	Adjusted Scheduled Activity (UDA)	
	2017	2018
April	43	12
May	63	23
June	79	38
July	88	48
August	96	56
September	102	116
October	134	
November	175	
December	202	
January	261	
February	323	
March	368	
April	371	
May	371	
June	371	

QUALITY

	Quantity	Base Number	Contract	AT	Region	England
% of FP17s for the same patient ID Re-attending within 3 months - Children	1	69	1.4%	11.3%	11.4%	11.9%
% of FP17s for the same patient ID Re-attending within 3 months - Adults	0	14	0.0%	15.0%	15.7%	15.9%
% of FP17s for the same patient ID Re-attending between 3 & 9 months - Children	28	69	40.6%	57.7%	60.6%	58.1%
% of FP17s for the same patient ID Re-attending between 3 & 9 months - Adults	6	14	42.9%	48.5%	52.0%	50.6%
% of FP17s for Band 1 Urgent Courses	1	80	1.3%	9.7%	9.6%	9.1%
% of FP17s Relating to Free Repair or Replacements	0	80	0.0%	0.7%	0.7%	0.8%
% of FP17s Relating to Continuations	0	80	0.0%	0.8%	1.0%	1.1%
% of Patients satisfied with the dentistry they have received	0	0	N/A	92.7%	91.6%	91.4%
% of Patients satisfied with the time they had to wait for an appointment	0	0	N/A	89.7%	87.9%	87.7%

* This is based on patients treated on this contract for their most recent course of treatment. Figures in italics indicate the base number of FP17s or Patient Questionnaire responses are less than 100. N/A is shown where the base number of responses is less than 10 during the period. % is calculated as Quantity/Base number*100

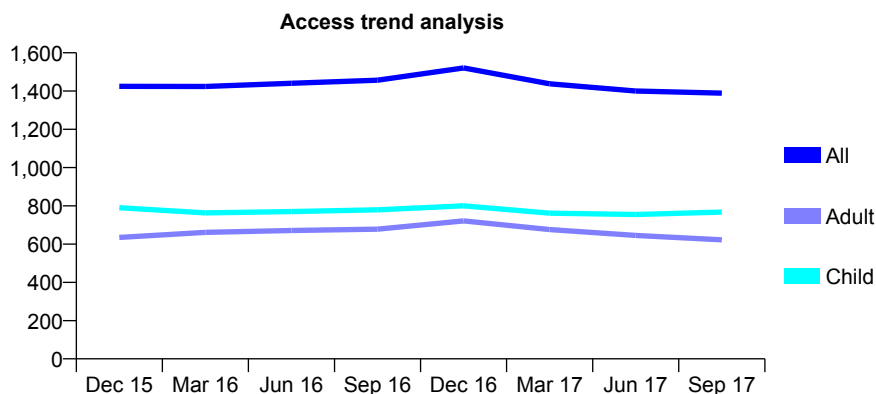
Q69 - Vital Signs At a Glance Contract Report for 318833/0001 - September 2017

Name or company name	MR JS ROOPRA
Contract type name	GDS Contract
Purpose of contract	General
Contract start date	01/04/2006
Contract end date	

17/18 Contracted general activity (UDA)	2,969
Carry forward general activity (UDA)	-55
17/18 Contracted orthodontic activity (UOA)	0
Carry forward orthodontic activity (UOA)	0
Baseline contract value	£56,882.13

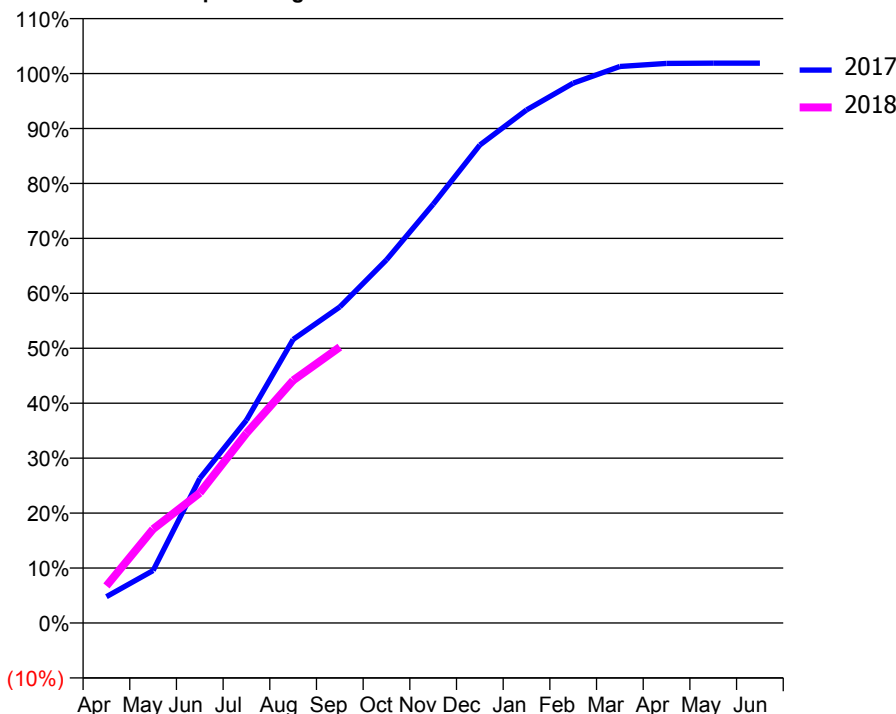
ACCESS*

Patients seen in 24 months	Total	Change since previous quarter
Quarter ending September 2016	1,457	
Quarter ending December 2016	1,521	↑
Quarter ending March 2017	1,438	↓
Quarter ending June 2017	1,400	↓
Quarter ending September 2017	1,389	→
Variance since September 2016	(4.7%)	↓



ACTIVITY

Cumulative percentage of contracted UDA delivered 2017 & 2018



Adjusted Scheduled Activity (UDA)

Month	2017	2018
April	142	201
May	283	508
June	782	703
July	1,096	1,026
August	1,532	1,311
September	1,708	1,491
October	1,962	
November	2,262	
December	2,583	
January	2,772	
February	2,917	
March	3,007	
April	3,024	
May	3,025	
June	3,025	

QUALITY

	Quantity	Base Number	Contract	AT	Region	England
% of FP17s for the same patient ID Re-attending within 3 months - Children	23	515	4.5%	11.3%	11.4%	11.9%
% of FP17s for the same patient ID Re-attending within 3 months - Adults	19	265	7.2%	15.0%	15.7%	15.9%
% of FP17s for the same patient ID Re-attending between 3 & 9 months - Children	295	515	57.3%	57.7%	60.6%	58.1%
% of FP17s for the same patient ID Re-attending between 3 & 9 months - Adults	115	265	43.4%	48.5%	52.0%	50.6%
% of FP17s for Band 1 Urgent Courses	30	762	3.9%	9.7%	9.6%	9.1%
% of FP17s Relating to Free Repair or Replacements	0	762	0.0%	0.7%	0.7%	0.8%
% of FP17s Relating to Continuations	3	762	0.4%	0.8%	1.0%	1.1%
% of Patients satisfied with the dentistry they have received	1	1	N/A	92.7%	91.6%	91.4%
% of Patients satisfied with the time they had to wait for an appointment	1	1	N/A	89.7%	87.9%	87.7%

* This is based on patients treated on this contract for their most recent course of treatment. Figures in italics indicate the base number of FP17s or Patient Questionnaire responses are less than 100. N/A is shown where the base number of responses is less than 10 during the period. % is calculated as Quantity/Base number*100

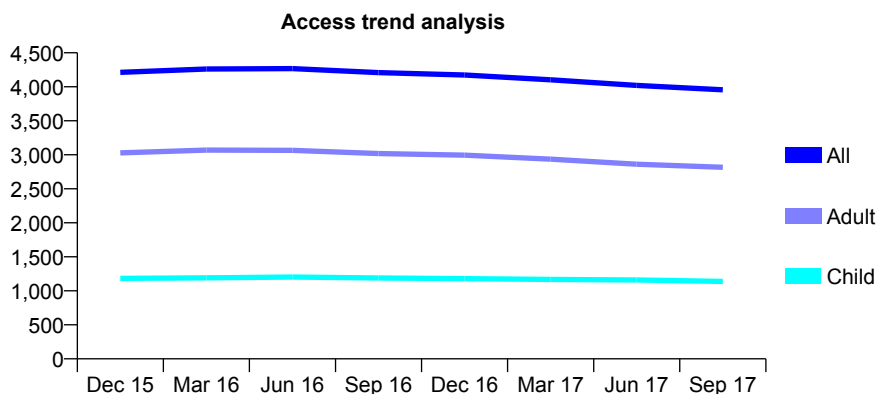
Q69 - Vital Signs At a Glance Contract Report for 318922/0001 - September 2017

Name or company name	MR MD JOHNSON
Contract type name	GDS Contract
Purpose of contract	General
Contract start date	01/04/2006
Contract end date	

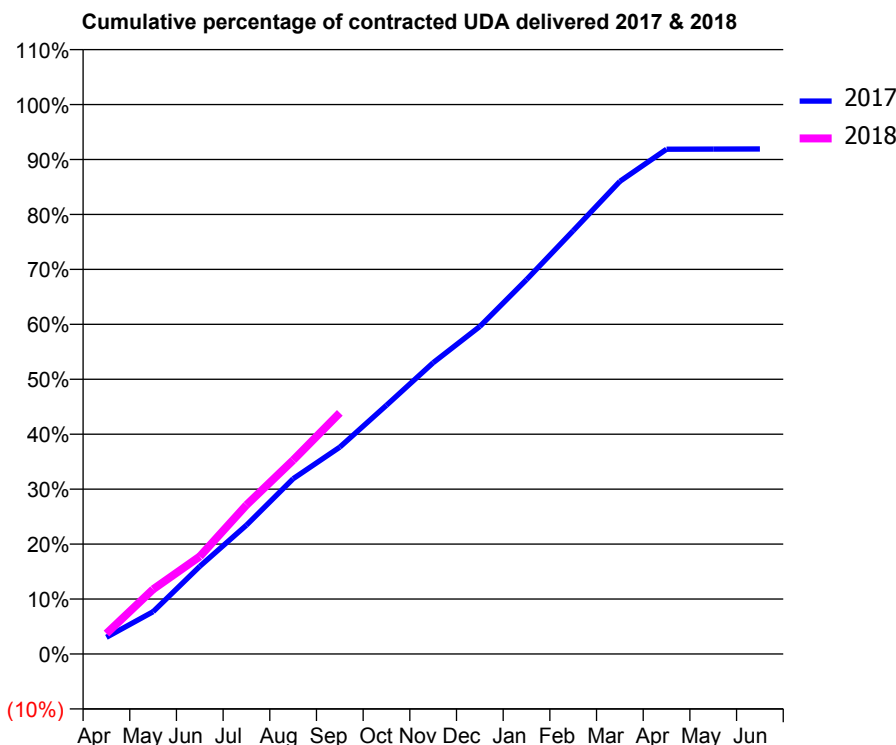
17/18 Contracted general activity (UDA)	10,982
Carry forward general activity (UDA)	0
17/18 Contracted orthodontic activity (UOA)	0
Carry forward orthodontic activity (UOA)	0
Baseline contract value	£261,655.86

ACCESS*

Patients seen in 24 months	Total	Change since previous quarter
Quarter ending September 2016	4,209	
Quarter ending December 2016	4,174	→
Quarter ending March 2017	4,103	↓
Quarter ending June 2017	4,021	↓
Quarter ending September 2017	3,955	↓
Variance since September 2016	(6.0%)	↓



ACTIVITY



Month	Adjusted Scheduled Activity (UDA)	
	2017	2018
April	335	410
May	847	1,294
June	1,752	1,950
July	2,576	2,978
August	3,503	3,873
September	4,134	4,820
October	4,972	
November	5,821	
December	6,547	
January	7,483	
February	8,461	
March	9,445	
April	10,088	
May	10,090	
June	10,093	

QUALITY

	Quantity	Base Number	Contract	AT	Region	England
% of FP17s for the same patient ID Re-attending within 3 months - Children	78	996	7.8%	11.3%	11.4%	11.9%
% of FP17s for the same patient ID Re-attending within 3 months - Adults	263	2,114	12.4%	15.0%	15.7%	15.9%
% of FP17s for the same patient ID Re-attending between 3 & 9 months - Children	720	996	72.3%	57.7%	60.6%	58.1%
% of FP17s for the same patient ID Re-attending between 3 & 9 months - Adults	1,457	2,114	68.9%	48.5%	52.0%	50.6%
% of FP17s for Band 1 Urgent Courses	199	2,827	7.0%	9.7%	9.6%	9.1%
% of FP17s Relating to Free Repair or Replacements	9	2,827	0.3%	0.7%	0.7%	0.8%
% of FP17s Relating to Continuations	9	2,827	0.3%	0.8%	1.0%	1.1%
% of Patients satisfied with the dentistry they have received	8	9	N/A	92.7%	91.6%	91.4%
% of Patients satisfied with the time they had to wait for an appointment	8	9	N/A	89.7%	87.9%	87.7%

* This is based on patients treated on this contract for their most recent course of treatment. Figures in italics indicate the base number of FP17s or Patient Questionnaire responses are less than 100. N/A is shown where the base number of responses is less than 10 during the period. % is calculated as Quantity/Base number*100

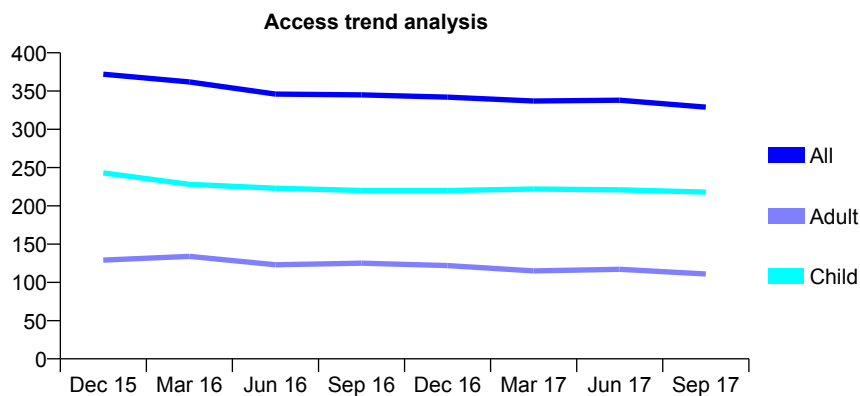
Q69 - Vital Signs At a Glance Contract Report for 322261/0001 - September 2017

Name or company name	MR BS COUSINS
Contract type name	GDS Contract
Purpose of contract	General
Contract start date	01/04/2006
Contract end date	

17/18 Contracted general activity (UDA)	984
Carry forward general activity (UDA)	23
17/18 Contracted orthodontic activity (UOA)	0
Carry forward orthodontic activity (UOA)	0
Baseline contract value	£24,429.72

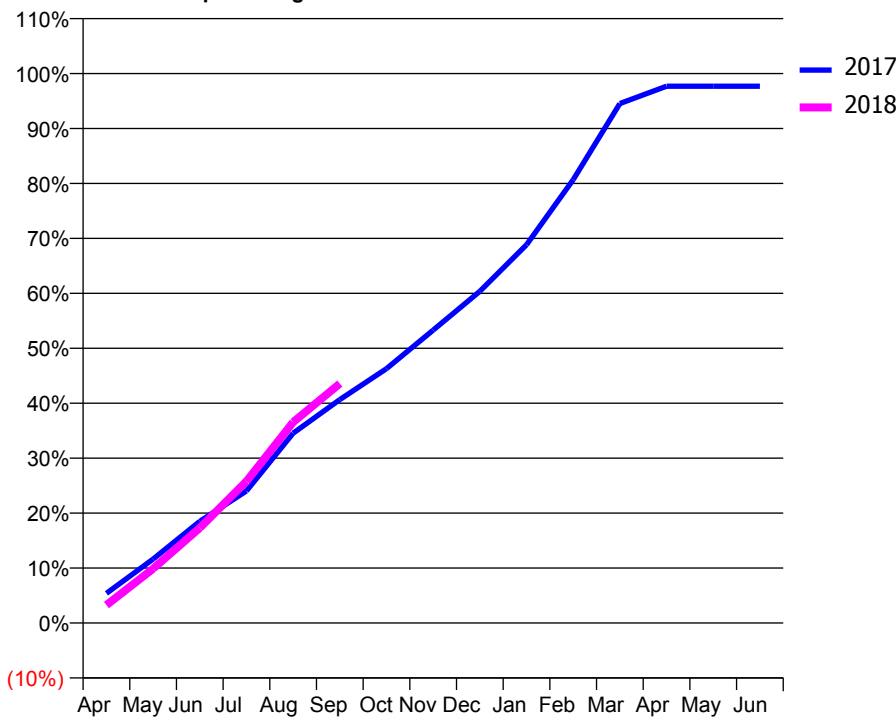
ACCESS*

Patients seen in 24 months	Total	Change since previous quarter
Quarter ending September 2016	345	
Quarter ending December 2016	342	→
Quarter ending March 2017	337	↓
Quarter ending June 2017	338	→
Quarter ending September 2017	329	↓
Variance since September 2016	(4.6%)	↓



ACTIVITY

Cumulative percentage of contracted UDA delivered 2017 & 2018



Adjusted Scheduled Activity (UDA)

Month	2017	2018
April	53	32
May	114	97
June	182	170
July	237	254
August	340	360
September	400	429
October	455	
November	525	
December	594	
January	677	
February	794	
March	930	
April	961	
May	961	
June	961	

QUALITY

	Quantity	Base Number	Contract	AT	Region	England
% of FP17s for the same patient ID Re-attending within 3 months - Children	17	208	8.2%	11.3%	11.4%	11.9%
% of FP17s for the same patient ID Re-attending within 3 months - Adults	10	52	19.2%	15.0%	15.7%	15.9%
% of FP17s for the same patient ID Re-attending between 3 & 9 months - Children	155	208	74.5%	57.7%	60.6%	58.1%
% of FP17s for the same patient ID Re-attending between 3 & 9 months - Adults	34	52	65.4%	48.5%	52.0%	50.6%
% of FP17s for Band 1 Urgent Courses	4	245	1.6%	9.7%	9.6%	9.1%
% of FP17s Relating to Free Repair or Replacements	0	245	0.0%	0.7%	0.7%	0.8%
% of FP17s Relating to Continuations	0	245	0.0%	0.8%	1.0%	1.1%
% of Patients satisfied with the dentistry they have received	0	0	N/A	92.7%	91.6%	91.4%
% of Patients satisfied with the time they had to wait for an appointment	0	0	N/A	89.7%	87.9%	87.7%

* This is based on patients treated on this contract for their most recent course of treatment. Figures in italics indicate the base number of FP17s or Patient Questionnaire responses are less than 100. N/A is shown where the base number of responses is less than 10 during the period. % is calculated as Quantity/Base number*100

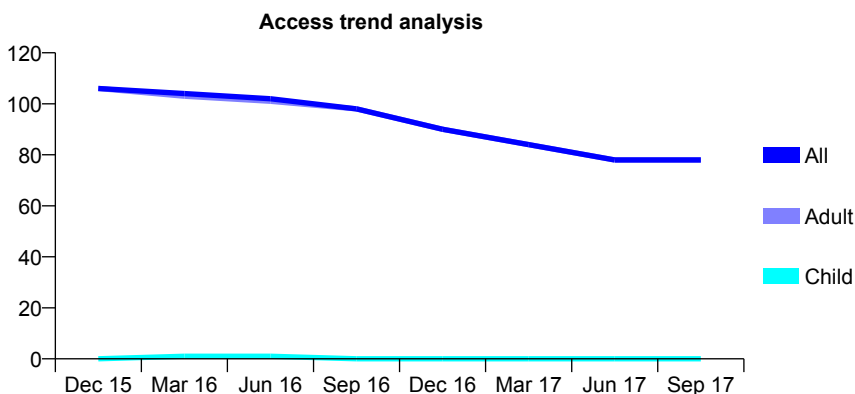
Q69 - Vital Signs At a Glance Contract Report for 323373/0003 - September 2017

Name or company name	MR GF HOLLIS
Contract type name	GDS Contract
Purpose of contract	General
Contract start date	01/04/2006
Contract end date	

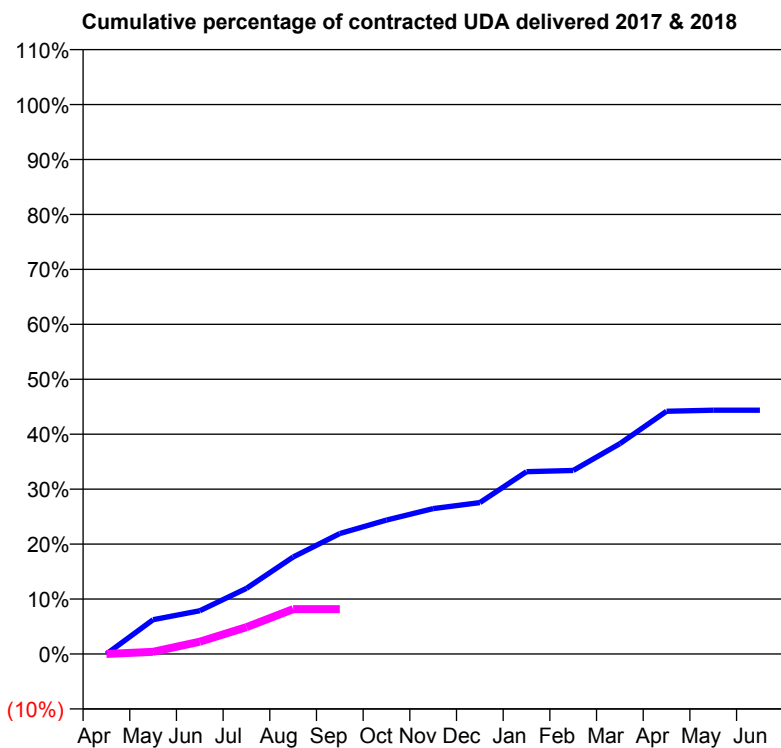
17/18 Contracted general activity (UDA)	1,474
Carry forward general activity (UDA)	0
17/18 Contracted orthodontic activity (UOA)	0
Carry forward orthodontic activity (UOA)	0
Baseline contract value	£41,500.48

ACCESS*

Patients seen in 24 months	Total	Change since previous quarter
Quarter ending September 2016	98	
Quarter ending December 2016	90	↓
Quarter ending March 2017	84	↓
Quarter ending June 2017	78	↓
Quarter ending September 2017	78	→
Variance since September 2016	(20.4%)	↓



ACTIVITY



Month	Adjusted Scheduled Activity (UDA)	
	2017	2018
April	0	0
May	92	6
June	116	33
July	176	72
August	260	120
September	323	120
October	359	
November	390	
December	406	
January	489	
February	492	
March	564	
April	651	
May	654	
June	654	

QUALITY

	Quantity	Base Number	Contract	AT	Region	England
% of FP17s for the same patient ID Re-attending within 3 months - Children	0	0	N/A	11.3%	11.4%	11.9%
% of FP17s for the same patient ID Re-attending within 3 months - Adults	1	41	2.4%	15.0%	15.7%	15.9%
% of FP17s for the same patient ID Re-attending between 3 & 9 months - Children	0	0	N/A	57.7%	60.6%	58.1%
% of FP17s for the same patient ID Re-attending between 3 & 9 months - Adults	27	41	65.9%	48.5%	52.0%	50.6%
% of FP17s for Band 1 Urgent Courses	1	32	3.1%	9.7%	9.6%	9.1%
% of FP17s Relating to Free Repair or Replacements	0	32	0.0%	0.7%	0.7%	0.8%
% of FP17s Relating to Continuations	0	32	0.0%	0.8%	1.0%	1.1%
% of Patients satisfied with the dentistry they have received	0	0	N/A	92.7%	91.6%	91.4%
% of Patients satisfied with the time they had to wait for an appointment	0	0	N/A	89.7%	87.9%	87.7%

* This is based on patients treated on this contract for their most recent course of treatment. Figures in italics indicate the base number of FP17s or Patient Questionnaire responses are less than 100. N/A is shown where the base number of responses is less than 10 during the period. % is calculated as Quantity/Base number*100

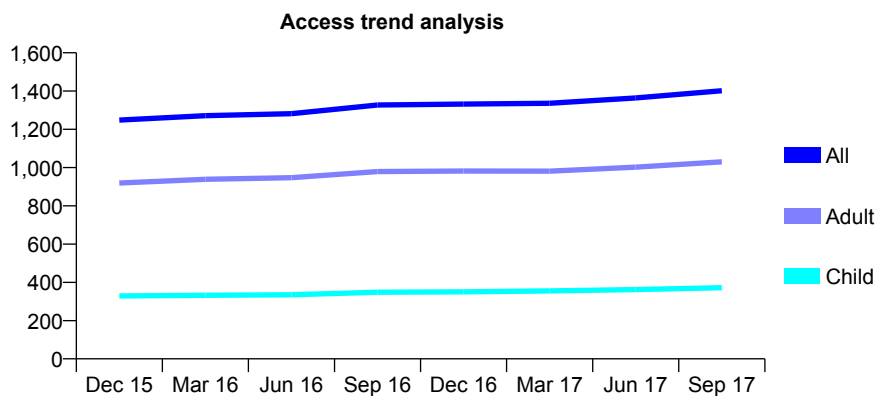
Q69 - Vital Signs At a Glance Contract Report for 323977/0001 - September 2017

Name or company name	MR JR WHITLOCK
Contract type name	GDS Contract
Purpose of contract	General
Contract start date	01/04/2006
Contract end date	

17/18 Contracted general activity (UDA)	4,200
Carry forward general activity (UDA)	69
17/18 Contracted orthodontic activity (UOA)	0
Carry forward orthodontic activity (UOA)	0
Baseline contract value	£105,142.25

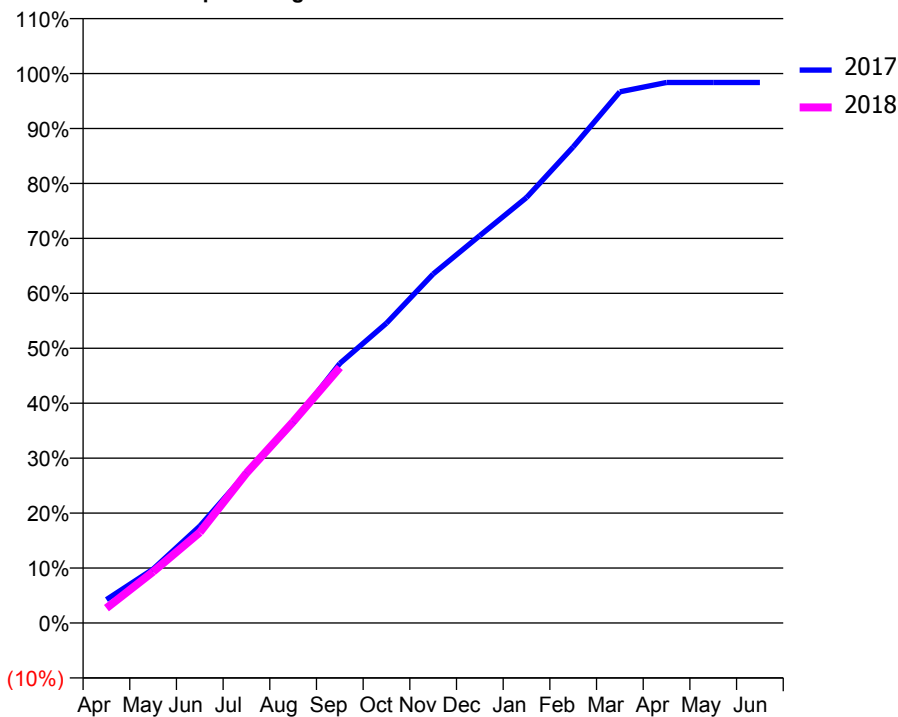
ACCESS*

Patients seen in 24 months	Total	Change since previous quarter
Quarter ending September 2016	1,327	
Quarter ending December 2016	1,332	→
Quarter ending March 2017	1,336	→
Quarter ending June 2017	1,364	↑
Quarter ending September 2017	1,402	↑
Variance since September 2016	5.7%	↑



ACTIVITY

Cumulative percentage of contracted UDA delivered 2017 & 2018



Month	Adjusted Scheduled Activity (UDA)	
	2017	2018
April	178	114
May	412	392
June	741	693
July	1,148	1,146
August	1,528	1,538
September	1,984	1,953
October	2,291	
November	2,668	
December	2,961	
January	3,251	
February	3,639	
March	4,060	
April	4,131	
May	4,131	
June	4,131	

QUALITY

	Quantity	Base Number	Contract	AT	Region	England
% of FP17s for the same patient ID Re-attending within 3 months - Children	31	353	8.8%	11.3%	11.4%	11.9%
% of FP17s for the same patient ID Re-attending within 3 months - Adults	104	915	11.4%	15.0%	15.7%	15.9%
% of FP17s for the same patient ID Re-attending between 3 & 9 months - Children	233	353	66.0%	57.7%	60.6%	58.1%
% of FP17s for the same patient ID Re-attending between 3 & 9 months - Adults	631	915	69.0%	48.5%	52.0%	50.6%
% of FP17s for Band 1 Urgent Courses	40	1,221	3.3%	9.7%	9.6%	9.1%
% of FP17s Relating to Free Repair or Replacements	0	1,221	0.0%	0.7%	0.7%	0.8%
% of FP17s Relating to Continuations	0	1,221	0.0%	0.8%	1.0%	1.1%
% of Patients satisfied with the dentistry they have received	5	5	N/A	92.7%	91.6%	91.4%
% of Patients satisfied with the time they had to wait for an appointment	5	5	N/A	89.7%	87.9%	87.7%

* This is based on patients treated on this contract for their most recent course of treatment. Figures in italics indicate the base number of FP17s or Patient Questionnaire responses are less than 100. N/A is shown where the base number of responses is less than 10 during the period. % is calculated as Quantity/Base number*100

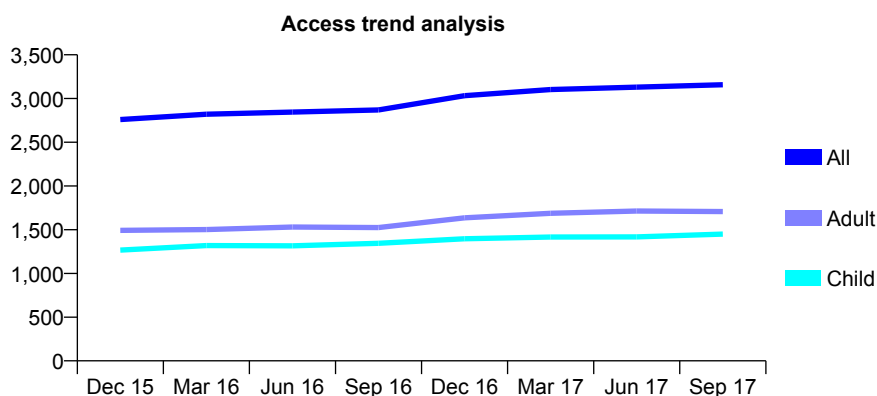
Q69 - Vital Signs At a Glance Contract Report for 326240/0001 - September 2017

Name or company name	MR NS SEHRA
Contract type name	GDS Contract
Purpose of contract	General
Contract start date	01/04/2006
Contract end date	

17/18 Contracted general activity (UDA)	11,428
Carry forward general activity (UDA)	-220
17/18 Contracted orthodontic activity (UOA)	0
Carry forward orthodontic activity (UOA)	0
Baseline contract value	£385,691.71

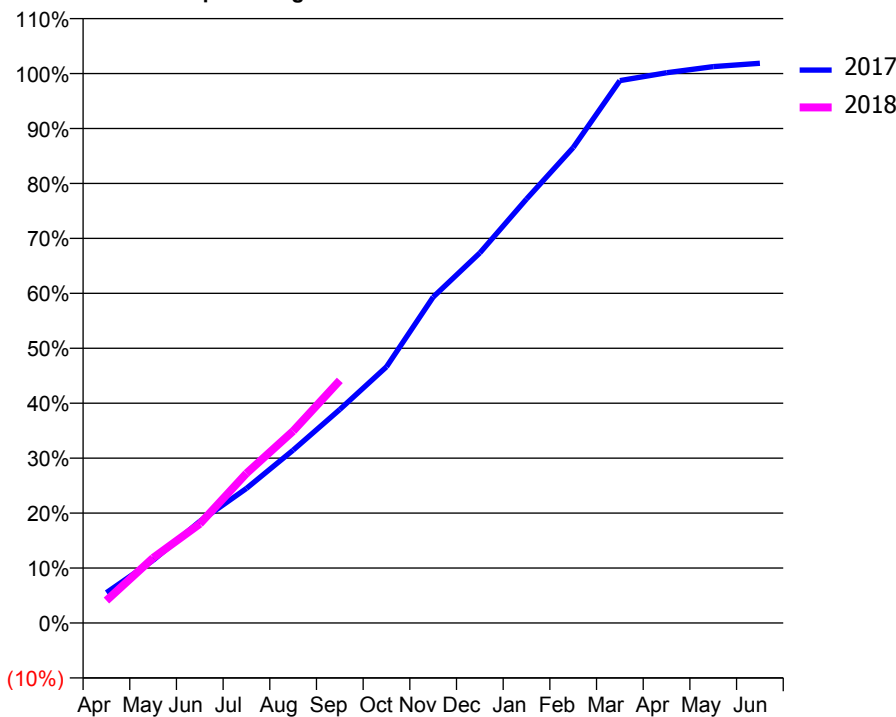
ACCESS*

Patients seen in 24 months	Total	Change since previous quarter
Quarter ending September 2016	2,869	
Quarter ending December 2016	3,032	↑
Quarter ending March 2017	3,103	↑
Quarter ending June 2017	3,130	→
Quarter ending September 2017	3,157	→
Variance since September 2016	10.0%	↑



ACTIVITY

Cumulative percentage of contracted UDA delivered 2017 & 2018



Month	Adjusted Scheduled Activity (UDA)	
	2017	2018
April	655	468
May	1,358	1,354
June	2,198	2,063
July	2,912	3,112
August	3,740	3,993
September	4,618	5,045
October	5,543	
November	7,052	
December	8,004	
January	9,171	
February	10,283	
March	11,732	
April	11,903	
May	12,033	
June	12,106	

QUALITY

	Quantity	Base Number	Contract	AT	Region	England
% of FP17s for the same patient ID Re-attending within 3 months - Children	60	1,189	5.0%	11.3%	11.4%	11.9%
% of FP17s for the same patient ID Re-attending within 3 months - Adults	123	845	14.6%	15.0%	15.7%	15.9%
% of FP17s for the same patient ID Re-attending between 3 & 9 months - Children	825	1,189	69.4%	57.7%	60.6%	58.1%
% of FP17s for the same patient ID Re-attending between 3 & 9 months - Adults	430	845	50.9%	48.5%	52.0%	50.6%
% of FP17s for Band 1 Urgent Courses	247	1,905	13.0%	9.7%	9.6%	9.1%
% of FP17s Relating to Free Repair or Replacements	2	1,905	0.1%	0.7%	0.7%	0.8%
% of FP17s Relating to Continuations	0	1,905	0.0%	0.8%	1.0%	1.1%
% of Patients satisfied with the dentistry they have received	3	4	N/A	92.7%	91.6%	91.4%
% of Patients satisfied with the time they had to wait for an appointment	4	4	N/A	89.7%	87.9%	87.7%

* This is based on patients treated on this contract for their most recent course of treatment. Figures in italics indicate the base number of FP17s or Patient Questionnaire responses are less than 100. N/A is shown where the base number of responses is less than 10 during the period. % is calculated as Quantity/Base number*100

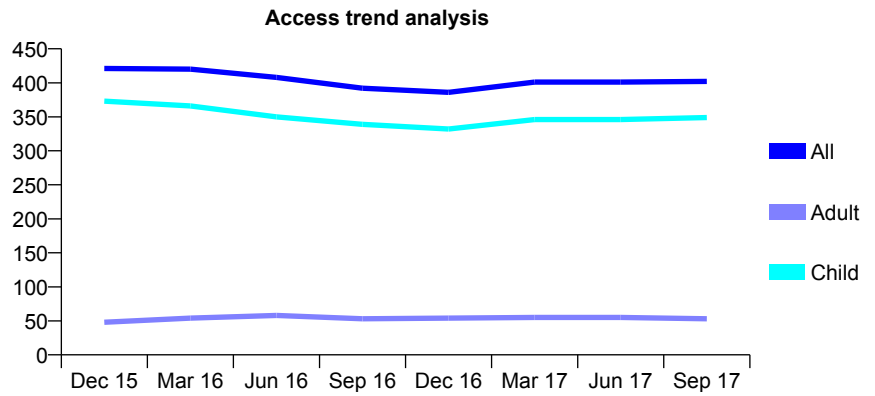
Q69 - Vital Signs At a Glance Contract Report for 327387/0001 - September 2017

Name or company name	Pond House Dental Partnership
Contract type name	GDS Contract
Purpose of contract	General
Contract start date	01/04/2006
Contract end date	

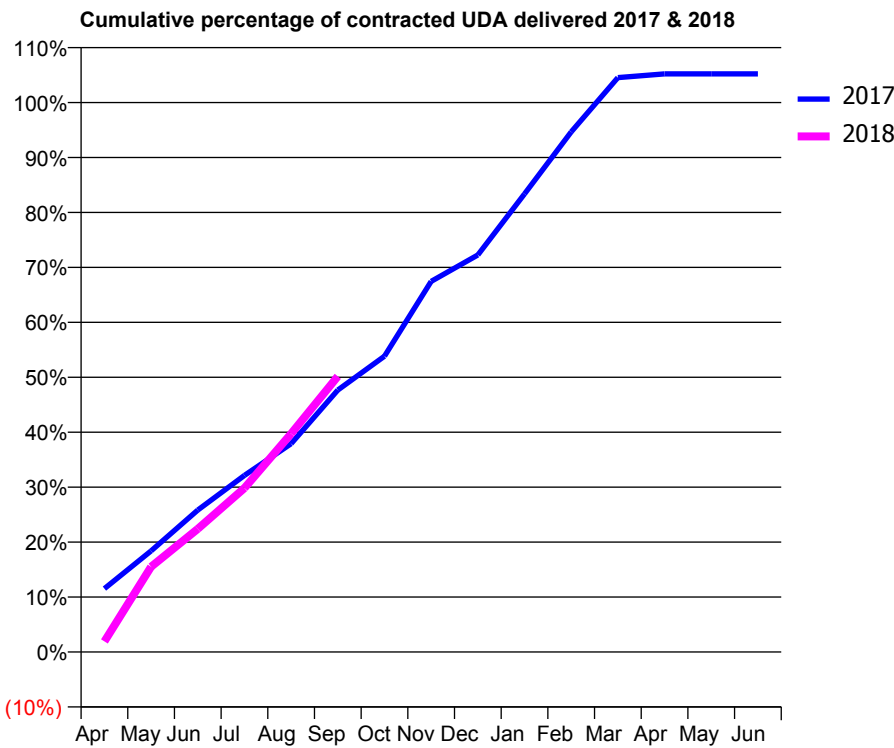
17/18 Contracted general activity (UDA)	728
Carry forward general activity (UDA)	-14
17/18 Contracted orthodontic activity (UOA)	0
Carry forward orthodontic activity (UOA)	0
Baseline contract value	£13,974.94

ACCESS*

Patients seen in 24 months	Total	Change since previous quarter
Quarter ending September 2016	392	
Quarter ending December 2016	386	↓
Quarter ending March 2017	401	↑
Quarter ending June 2017	401	→
Quarter ending September 2017	402	→
Variance since September 2016	2.6%	↑



ACTIVITY



Month	Adjusted Scheduled Activity (UDA)	
	2017	2018
April	84	14
May	134	113
June	188	163
July	234	217
August	276	289
September	347	365
October	392	
November	491	
December	526	
January	607	
February	689	
March	761	
April	766	
May	766	
June	766	

QUALITY

	Quantity	Base Number	Contract	AT	Region	England
% of FP17s for the same patient ID Re-attending within 3 months - Children	11	232	4.7%	11.3%	11.4%	11.9%
% of FP17s for the same patient ID Re-attending within 3 months - Adults	0	10	0.0%	15.0%	15.7%	15.9%
% of FP17s for the same patient ID Re-attending between 3 & 9 months - Children	119	232	51.3%	57.7%	60.6%	58.1%
% of FP17s for the same patient ID Re-attending between 3 & 9 months - Adults	6	10	60.0%	48.5%	52.0%	50.6%
% of FP17s for Band 1 Urgent Courses	1	239	0.4%	9.7%	9.6%	9.1%
% of FP17s Relating to Free Repair or Replacements	0	239	0.0%	0.7%	0.7%	0.8%
% of FP17s Relating to Continuations	1	239	0.4%	0.8%	1.0%	1.1%
% of Patients satisfied with the dentistry they have received	0	0	N/A	92.7%	91.6%	91.4%
% of Patients satisfied with the time they had to wait for an appointment	0	0	N/A	89.7%	87.9%	87.7%

* This is based on patients treated on this contract for their most recent course of treatment. Figures in italics indicate the base number of FP17s or Patient Questionnaire responses are less than 100. N/A is shown where the base number of responses is less than 10 during the period. % is calculated as Quantity/Base number*100

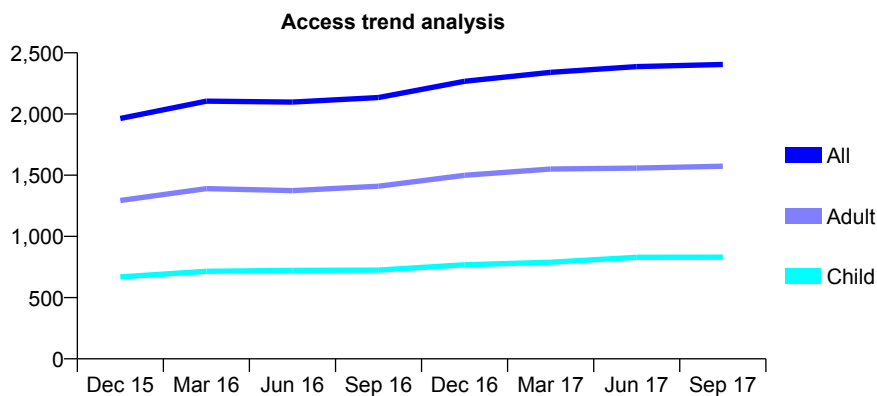
Q69 - Vital Signs At a Glance Contract Report for 332119/0003 - September 2017

Name or company name	SC Dental Studio Ltd
Contract type name	GDS Contract
Purpose of contract	General
Contract start date	24/12/2009
Contract end date	

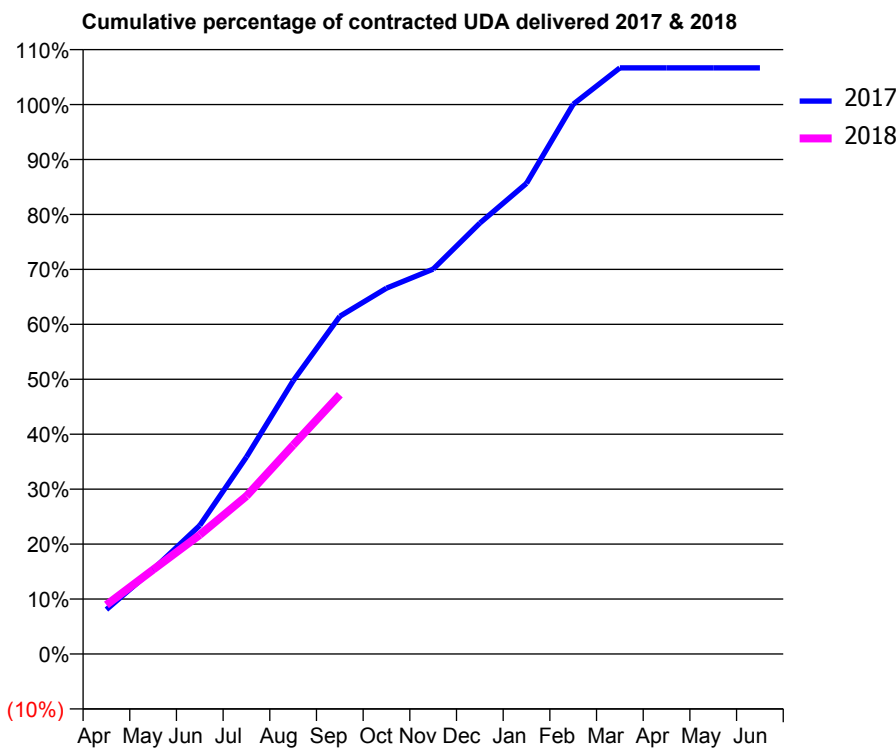
17/18 Contracted general activity (UDA)	3,150
Carry forward general activity (UDA)	-65
17/18 Contracted orthodontic activity (UOA)	0
Carry forward orthodontic activity (UOA)	0
Baseline contract value	£92,845.33

ACCESS*

Patients seen in 24 months	Total	Change since previous quarter
Quarter ending September 2016	2,135	
Quarter ending December 2016	2,267	↑
Quarter ending March 2017	2,340	↑
Quarter ending June 2017	2,387	↑
Quarter ending September 2017	2,405	→
Variance since September 2016	12.6%	↑



ACTIVITY



Month	Adjusted Scheduled Activity (UDA)	
	2017	2018
April	265	282
May	505	483
June	767	683
July	1,174	905
August	1,628	1,198
September	2,013	1,486
October	2,181	
November	2,295	
December	2,569	
January	2,806	
February	3,277	
March	3,494	
April	3,494	
May	3,494	
June	3,494	

QUALITY

	Quantity	Base Number	Contract	AT	Region	England
% of FP17s for the same patient ID Re-attending within 3 months - Children	61	509	12.0%	11.3%	11.4%	11.9%
% of FP17s for the same patient ID Re-attending within 3 months - Adults	86	661	13.0%	15.0%	15.7%	15.9%
% of FP17s for the same patient ID Re-attending between 3 & 9 months - Children	219	509	43.0%	57.7%	60.6%	58.1%
% of FP17s for the same patient ID Re-attending between 3 & 9 months - Adults	209	661	31.6%	48.5%	52.0%	50.6%
% of FP17s for Band 1 Urgent Courses	126	565	22.3%	9.7%	9.6%	9.1%
% of FP17s Relating to Free Repair or Replacements	0	565	0.0%	0.7%	0.7%	0.8%
% of FP17s Relating to Continuations	6	565	1.1%	0.8%	1.0%	1.1%
% of Patients satisfied with the dentistry they have received	3	3	N/A	92.7%	91.6%	91.4%
% of Patients satisfied with the time they had to wait for an appointment	1	3	N/A	89.7%	87.9%	87.7%

* This is based on patients treated on this contract for their most recent course of treatment. Figures in italics indicate the base number of FP17s or Patient Questionnaire responses are less than 100. N/A is shown where the base number of responses is less than 10 during the period. % is calculated as Quantity/Base number*100

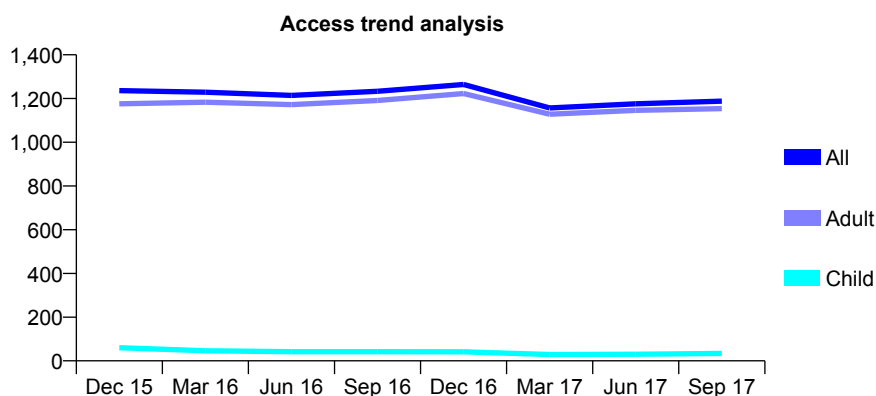
Q69 - Vital Signs At a Glance Contract Report for 332119/0005 - September 2017

Name or company name	SC Dental Studio Ltd
Contract type name	GDS Contract
Purpose of contract	General
Contract start date	01/04/2013
Contract end date	

17/18 Contracted general activity (UDA)	5,175
Carry forward general activity (UDA)	-107
17/18 Contracted orthodontic activity (UOA)	0
Carry forward orthodontic activity (UOA)	0
Baseline contract value	£267,040.17

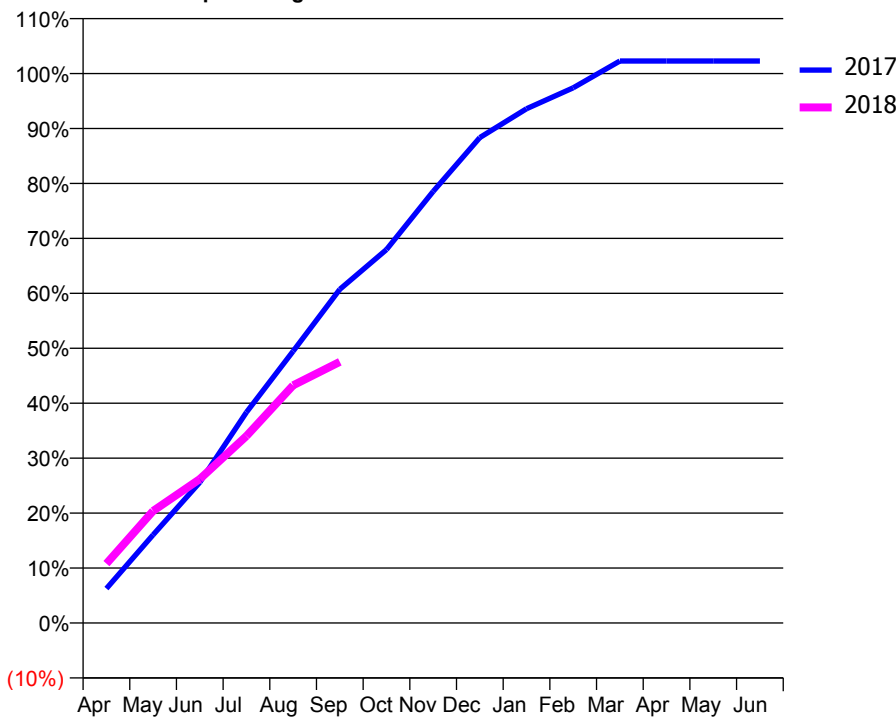
ACCESS*

Patients seen in 24 months	Total	Change since previous quarter
Quarter ending September 2016	1,233	
Quarter ending December 2016	1,264	↑
Quarter ending March 2017	1,157	↓
Quarter ending June 2017	1,176	→
Quarter ending September 2017	1,188	→
Variance since September 2016	(3.6%)	↓



ACTIVITY

Cumulative percentage of contracted UDA delivered 2017 & 2018



Month	Adjusted Scheduled Activity (UDA)	
	2017	2018
April	338	560
May	864	1,055
June	1,377	1,356
July	2,064	1,761
August	2,662	2,238
September	3,269	2,460
October	3,658	
November	4,227	
December	4,755	
January	5,037	
February	5,242	
March	5,504	
April	5,504	
May	5,504	
June	5,504	

QUALITY

	Quantity	Base Number	Contract	AT	Region	England
% of FP17s for the same patient ID Re-attending within 3 months - Children	0	28	0.0%	11.3%	11.4%	11.9%
% of FP17s for the same patient ID Re-attending within 3 months - Adults	3	482	0.6%	15.0%	15.7%	15.9%
% of FP17s for the same patient ID Re-attending between 3 & 9 months - Children	2	28	7.1%	57.7%	60.6%	58.1%
% of FP17s for the same patient ID Re-attending between 3 & 9 months - Adults	28	482	5.8%	48.5%	52.0%	50.6%
% of FP17s for Band 1 Urgent Courses	0	510	0.0%	9.7%	9.6%	9.1%
% of FP17s Relating to Free Repair or Replacements	0	510	0.0%	0.7%	0.7%	0.8%
% of FP17s Relating to Continuations	3	510	0.6%	0.8%	1.0%	1.1%
% of Patients satisfied with the dentistry they have received	2	3	N/A	92.7%	91.6%	91.4%
% of Patients satisfied with the time they had to wait for an appointment	2	3	N/A	89.7%	87.9%	87.7%

* This is based on patients treated on this contract for their most recent course of treatment. Figures in italics indicate the base number of FP17s or Patient Questionnaire responses are less than 100. N/A is shown where the base number of responses is less than 10 during the period. % is calculated as Quantity/Base number*100

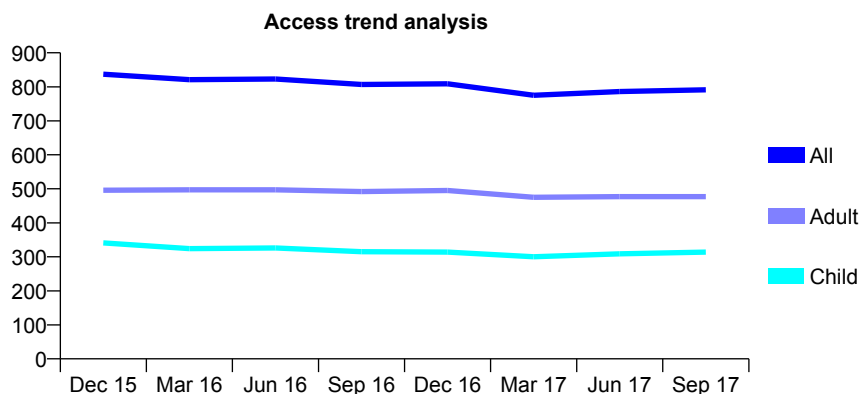
Q69 - Vital Signs At a Glance Contract Report for 334944/0001 - September 2017

Name or company name	MISS NP MCVEIGH
Contract type name	GDS Contract
Purpose of contract	General
Contract start date	01/04/2006
Contract end date	

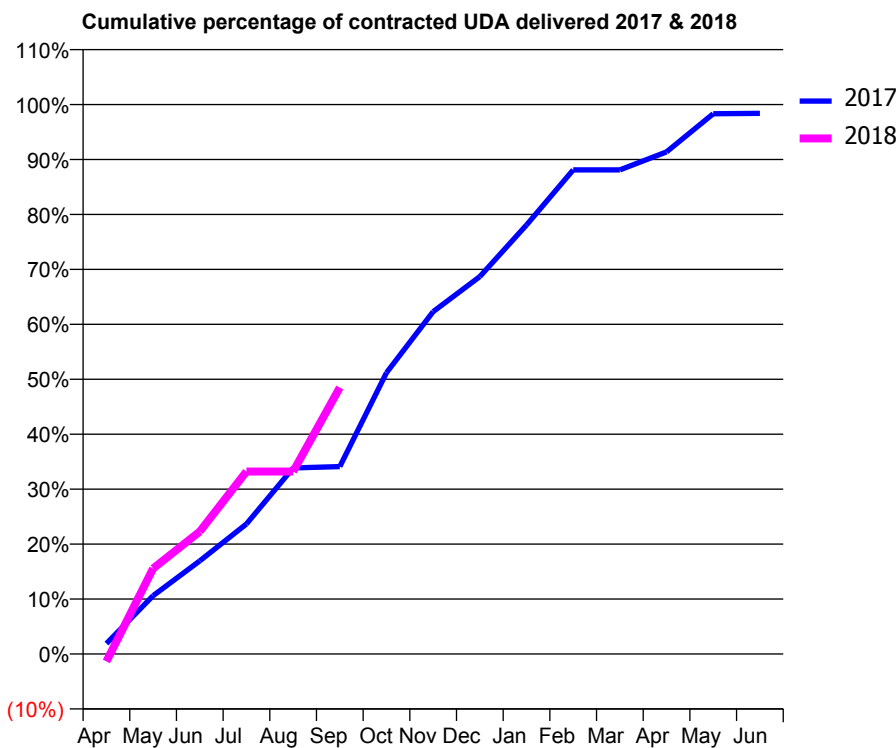
17/18 Contracted general activity (UDA)	1,760
Carry forward general activity (UDA)	29
17/18 Contracted orthodontic activity (UOA)	0
Carry forward orthodontic activity (UOA)	0
Baseline contract value	£43,012.06

ACCESS*

Patients seen in 24 months	Total	Change since previous quarter
Quarter ending September 2016	807	
Quarter ending December 2016	809	→
Quarter ending March 2017	775	↓
Quarter ending June 2017	786	→
Quarter ending September 2017	791	→
Variance since September 2016	(2.0%)	↓



ACTIVITY



Month	Adjusted Scheduled Activity (UDA)	
	2017	2018
April	33	-24
May	187	274
June	298	392
July	417	585
August	596	585
September	600	853
October	901	
November	1,096	
December	1,209	
January	1,374	
February	1,550	
March	1,550	
April	1,608	
May	1,731	
June	1,732	

QUALITY

	Quantity	Base Number	Contract	AT	Region	England
% of FP17s for the same patient ID Re-attending within 3 months - Children	4	289	1.4%	11.3%	11.4%	11.9%
% of FP17s for the same patient ID Re-attending within 3 months - Adults	29	402	7.2%	15.0%	15.7%	15.9%
% of FP17s for the same patient ID Re-attending between 3 & 9 months - Children	198	289	68.5%	57.7%	60.6%	58.1%
% of FP17s for the same patient ID Re-attending between 3 & 9 months - Adults	309	402	76.9%	48.5%	52.0%	50.6%
% of FP17s for Band 1 Urgent Courses	12	588	2.0%	9.7%	9.6%	9.1%
% of FP17s Relating to Free Repair or Replacements	4	588	0.7%	0.7%	0.7%	0.8%
% of FP17s Relating to Continuations	2	588	0.3%	0.8%	1.0%	1.1%
% of Patients satisfied with the dentistry they have received	6	6	N/A	92.7%	91.6%	91.4%
% of Patients satisfied with the time they had to wait for an appointment	6	6	N/A	89.7%	87.9%	87.7%

* This is based on patients treated on this contract for their most recent course of treatment. Figures in italics indicate the base number of FP17s or Patient Questionnaire responses are less than 100. N/A is shown where the base number of responses is less than 10 during the period. % is calculated as Quantity/Base number*100

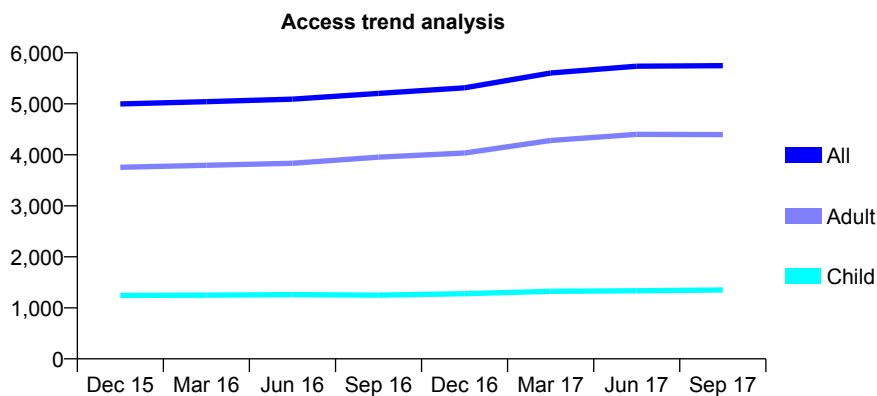
Q69 - Vital Signs At a Glance Contract Report for 335304/0001 - September 2017

Name or company name	MR LR POWELL
Contract type name	GDS Contract
Purpose of contract	General
Contract start date	01/04/2006
Contract end date	

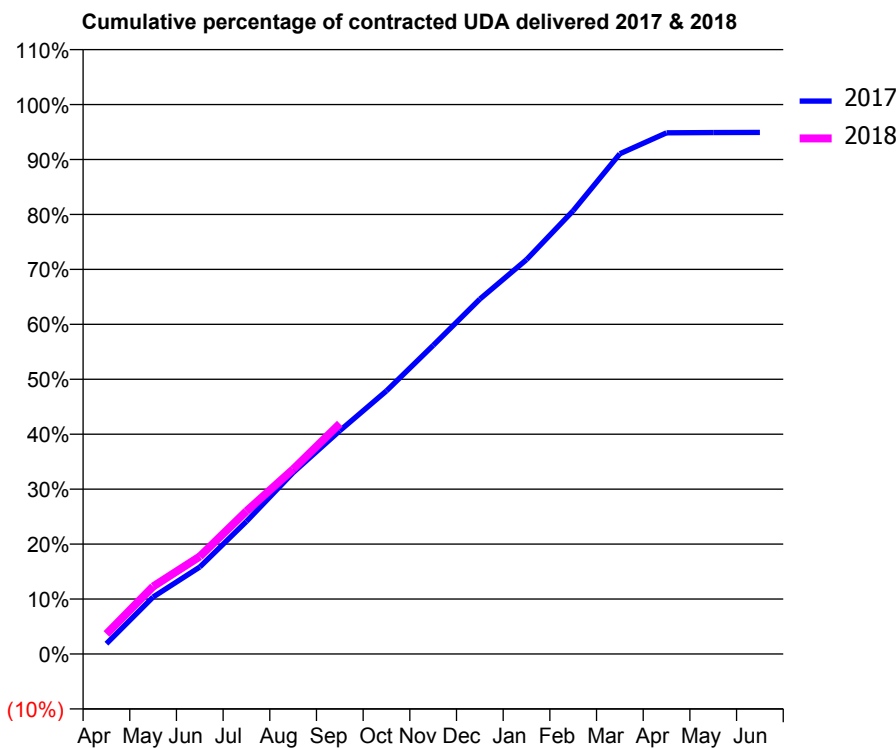
17/18 Contracted general activity (UDA)	17,123
Carry forward general activity (UDA)	0
17/18 Contracted orthodontic activity (UOA)	0
Carry forward orthodontic activity (UOA)	0
Baseline contract value	£395,502.65

ACCESS*

Patients seen in 24 months	Total	Change since previous quarter
Quarter ending September 2016	5,204	
Quarter ending December 2016	5,313	↑
Quarter ending March 2017	5,605	↑
Quarter ending June 2017	5,737	↑
Quarter ending September 2017	5,747	→
Variance since September 2016	10.4%	↑



ACTIVITY



Month	Adjusted Scheduled Activity (UDA)	
	2017	2018
April	322	624
May	1,778	2,103
June	2,710	3,039
July	4,131	4,451
August	5,655	5,756
September	6,960	7,178
October	8,201	
November	9,617	
December	11,058	
January	12,288	
February	13,816	
March	15,588	
April	16,241	
May	16,250	
June	16,254	

QUALITY

	Quantity	Base Number	Contract	AT	Region	England
% of FP17s for the same patient ID Re-attending within 3 months - Children	67	1,106	6.1%	11.3%	11.4%	11.9%
% of FP17s for the same patient ID Re-attending within 3 months - Adults	638	3,400	18.8%	15.0%	15.7%	15.9%
% of FP17s for the same patient ID Re-attending between 3 & 9 months - Children	734	1,106	66.4%	57.7%	60.6%	58.1%
% of FP17s for the same patient ID Re-attending between 3 & 9 months - Adults	1,805	3,400	53.1%	48.5%	52.0%	50.6%
% of FP17s for Band 1 Urgent Courses	457	4,153	11.0%	9.7%	9.6%	9.1%
% of FP17s Relating to Free Repair or Replacements	59	4,153	1.4%	0.7%	0.7%	0.8%
% of FP17s Relating to Continuations	38	4,153	0.9%	0.8%	1.0%	1.1%
% of Patients satisfied with the dentistry they have received	13	13	100.0%	92.7%	91.6%	91.4%
% of Patients satisfied with the time they had to wait for an appointment	11	13	84.6%	89.7%	87.9%	87.7%

* This is based on patients treated on this contract for their most recent course of treatment. Figures in italics indicate the base number of FP17s or Patient Questionnaire responses are less than 100. N/A is shown where the base number of responses is less than 10 during the period. % is calculated as Quantity/Base number*100

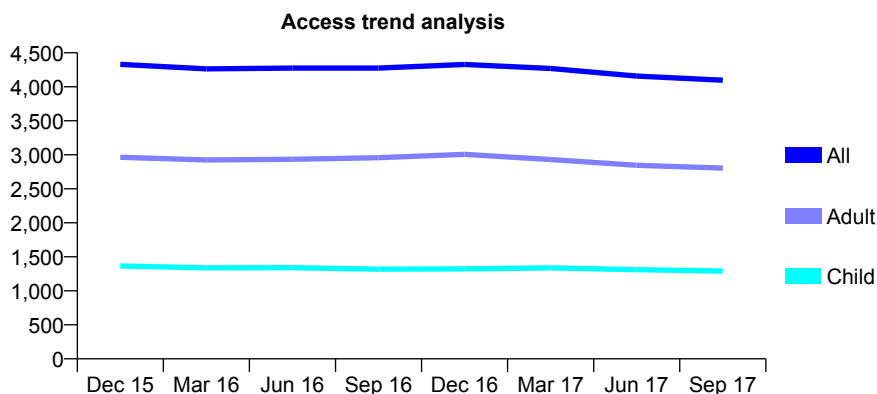
Q69 - Vital Signs At a Glance Contract Report for 336785/0001 - September 2017

Name or company name	MRS KS RADIA
Contract type name	GDS Contract
Purpose of contract	General
Contract start date	01/04/2006
Contract end date	

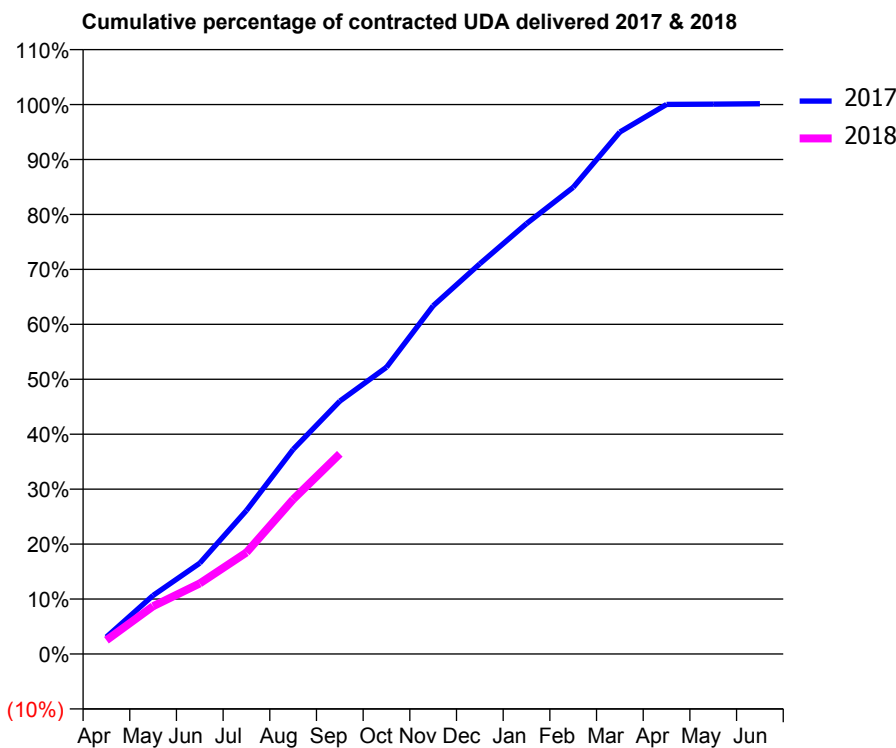
17/18 Contracted general activity (UDA)	8,951
Carry forward general activity (UDA)	-11
17/18 Contracted orthodontic activity (UOA)	0
Carry forward orthodontic activity (UOA)	0
Baseline contract value	£291,275.71

ACCESS*

Patients seen in 24 months	Total	Change since previous quarter
Quarter ending September 2016	4,275	
Quarter ending December 2016	4,329	→
Quarter ending March 2017	4,269	↓
Quarter ending June 2017	4,158	↓
Quarter ending September 2017	4,097	↓
Variance since September 2016	(4.2%)	↓



ACTIVITY



Month	Adjusted Scheduled Activity (UDA)	
	2017	2018
April	276	226
May	954	779
June	1,481	1,150
July	2,339	1,653
August	3,333	2,519
September	4,119	3,261
October	4,672	
November	5,672	
December	6,356	
January	7,010	
February	7,602	
March	8,503	
April	8,953	
May	8,956	
June	8,962	

QUALITY

	Quantity	Base Number	Contract	AT	Region	England
% of FP17s for the same patient ID Re-attending within 3 months - Children	54	1,058	5.1%	11.3%	11.4%	11.9%
% of FP17s for the same patient ID Re-attending within 3 months - Adults	262	1,872	14.0%	15.0%	15.7%	15.9%
% of FP17s for the same patient ID Re-attending between 3 & 9 months - Children	758	1,058	71.6%	57.7%	60.6%	58.1%
% of FP17s for the same patient ID Re-attending between 3 & 9 months - Adults	887	1,872	47.4%	48.5%	52.0%	50.6%
% of FP17s for Band 1 Urgent Courses	174	2,079	8.4%	9.7%	9.6%	9.1%
% of FP17s Relating to Free Repair or Replacements	14	2,079	0.7%	0.7%	0.7%	0.8%
% of FP17s Relating to Continuations	4	2,079	0.2%	0.8%	1.0%	1.1%
% of Patients satisfied with the dentistry they have received	30	34	88.2%	92.7%	91.6%	91.4%
% of Patients satisfied with the time they had to wait for an appointment	28	34	82.4%	89.7%	87.9%	87.7%

* This is based on patients treated on this contract for their most recent course of treatment. Figures in italics indicate the base number of FP17s or Patient Questionnaire responses are less than 100. N/A is shown where the base number of responses is less than 10 during the period. % is calculated as Quantity/Base number*100

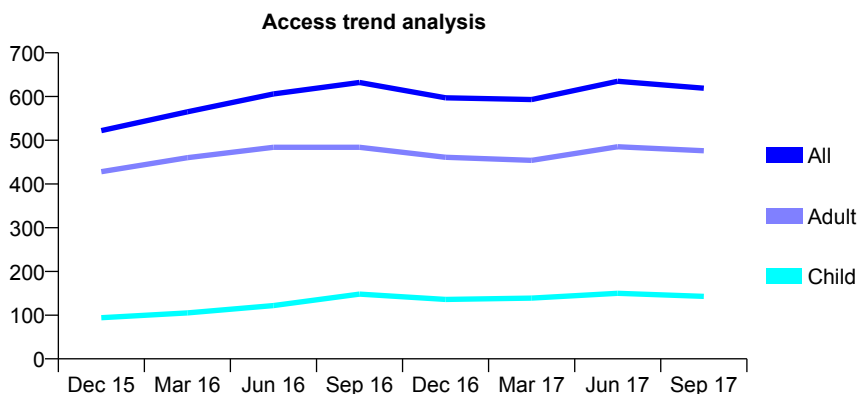
Q69 - Vital Signs At a Glance Contract Report for 336785/0002 - September 2017

Name or company name	MRS KS RADIA
Contract type name	GDS Contract
Purpose of contract	General
Contract start date	01/04/2009
Contract end date	

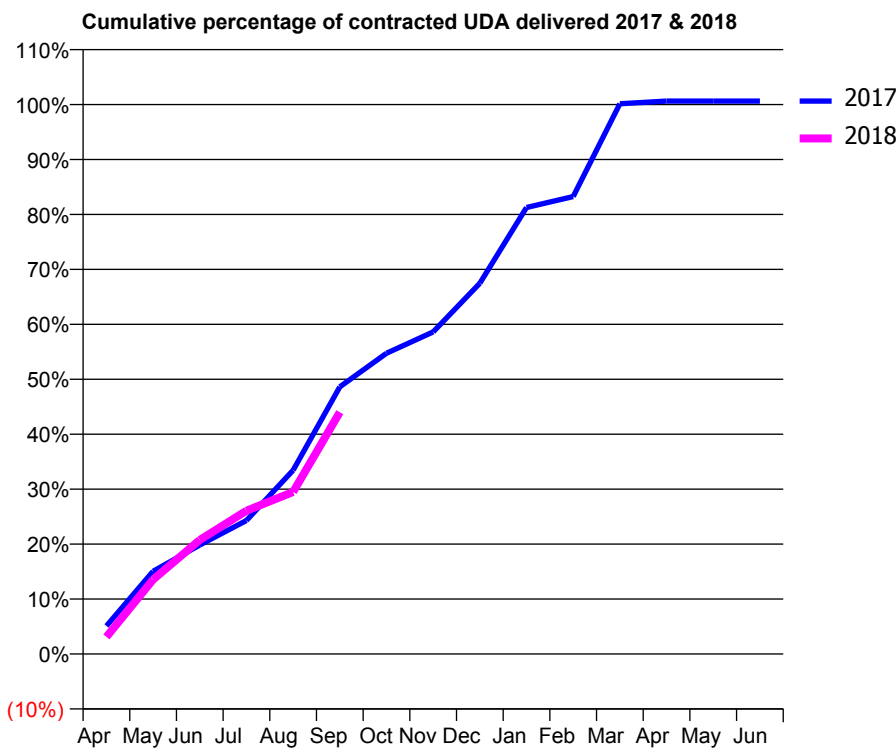
17/18 Contracted general activity (UDA)	1,050
Carry forward general activity (UDA)	-6
17/18 Contracted orthodontic activity (UOA)	0
Carry forward orthodontic activity (UOA)	0
Baseline contract value	£28,473.82

ACCESS*

Patients seen in 24 months	Total	Change since previous quarter
Quarter ending September 2016	632	
Quarter ending December 2016	597	↓
Quarter ending March 2017	593	→
Quarter ending June 2017	635	↑
Quarter ending September 2017	619	↓
Variance since September 2016	(2.1%)	↓



ACTIVITY



Month	Adjusted Scheduled Activity (UDA)	
	2017	2018
April	54	33
May	158	142
June	208	218
July	255	274
August	351	310
September	511	462
October	575	
November	615	
December	708	
January	853	
February	874	
March	1,051	
April	1,057	
May	1,057	
June	1,057	

QUALITY

	Quantity	Base Number	Contract	AT	Region	England
% of FP17s for the same patient ID Re-attending within 3 months - Children	3	104	2.9%	11.3%	11.4%	11.9%
% of FP17s for the same patient ID Re-attending within 3 months - Adults	7	299	2.3%	15.0%	15.7%	15.9%
% of FP17s for the same patient ID Re-attending between 3 & 9 months - Children	47	104	45.2%	57.7%	60.6%	58.1%
% of FP17s for the same patient ID Re-attending between 3 & 9 months - Adults	56	299	18.7%	48.5%	52.0%	50.6%
% of FP17s for Band 1 Urgent Courses	50	397	12.6%	9.7%	9.6%	9.1%
% of FP17s Relating to Free Repair or Replacements	0	397	0.0%	0.7%	0.7%	0.8%
% of FP17s Relating to Continuations	0	397	0.0%	0.8%	1.0%	1.1%
% of Patients satisfied with the dentistry they have received	2	2	N/A	92.7%	91.6%	91.4%
% of Patients satisfied with the time they had to wait for an appointment	2	2	N/A	89.7%	87.9%	87.7%

* This is based on patients treated on this contract for their most recent course of treatment. Figures in italics indicate the base number of FP17s or Patient Questionnaire responses are less than 100. N/A is shown where the base number of responses is less than 10 during the period. % is calculated as Quantity/Base number*100

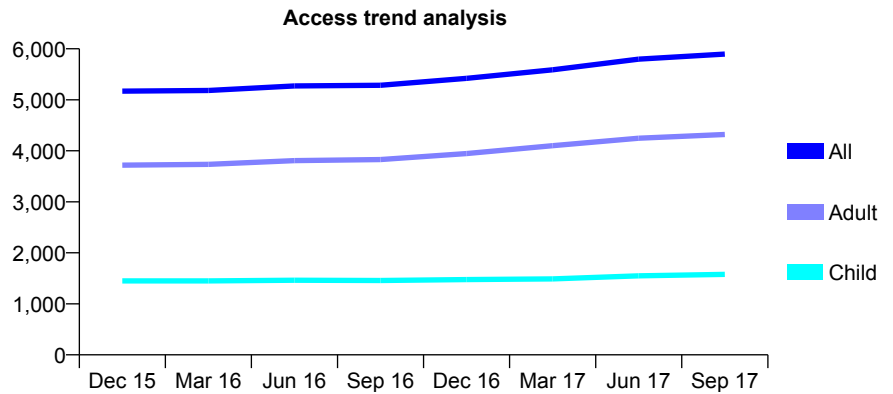
Q69 - Vital Signs At a Glance Contract Report for 337765/0001 - September 2017

Name or company name	MR SI YOUNG
Contract type name	GDS Contract
Purpose of contract	General
Contract start date	01/04/2006
Contract end date	

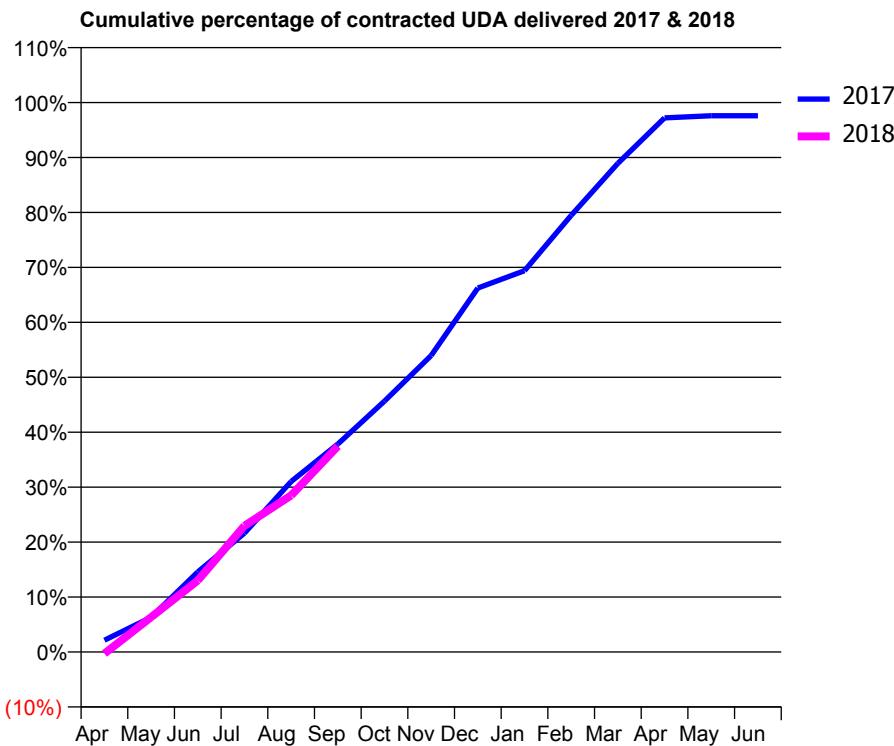
17/18 Contracted general activity (UDA)	15,338
Carry forward general activity (UDA)	372
17/18 Contracted orthodontic activity (UOA)	0
Carry forward orthodontic activity (UOA)	0
Baseline contract value	£395,570.74

ACCESS*

Patients seen in 24 months	Total	Change since previous quarter
Quarter ending September 2016	5,285	
Quarter ending December 2016	5,422	↑
Quarter ending March 2017	5,589	↑
Quarter ending June 2017	5,798	↑
Quarter ending September 2017	5,896	→
Variance since September 2016	11.6%	↑



ACTIVITY



Month	Adjusted Scheduled Activity (UDA)	
	2017	2018
April	331	-46
May	971	975
June	2,234	1,995
July	3,317	3,523
August	4,759	4,373
September	5,803	5,744
October	7,003	
November	8,275	
December	10,158	
January	10,643	
February	12,189	
March	13,640	
April	14,908	
May	14,967	
June	14,967	

QUALITY

	Quantity	Base Number	Contract	AT	Region	England
% of FP17s for the same patient ID Re-attending within 3 months - Children	60	1,155	5.2%	11.3%	11.4%	11.9%
% of FP17s for the same patient ID Re-attending within 3 months - Adults	317	2,403	13.2%	15.0%	15.7%	15.9%
% of FP17s for the same patient ID Re-attending between 3 & 9 months - Children	658	1,155	57.0%	57.7%	60.6%	58.1%
% of FP17s for the same patient ID Re-attending between 3 & 9 months - Adults	687	2,403	28.6%	48.5%	52.0%	50.6%
% of FP17s for Band 1 Urgent Courses	439	3,103	14.1%	9.7%	9.6%	9.1%
% of FP17s Relating to Free Repair or Replacements	11	3,103	0.4%	0.7%	0.7%	0.8%
% of FP17s Relating to Continuations	5	3,103	0.2%	0.8%	1.0%	1.1%
% of Patients satisfied with the dentistry they have received	16	16	100.0%	92.7%	91.6%	91.4%
% of Patients satisfied with the time they had to wait for an appointment	16	16	100.0%	89.7%	87.9%	87.7%

* This is based on patients treated on this contract for their most recent course of treatment. Figures in italics indicate the base number of FP17s or Patient Questionnaire responses are less than 100. N/A is shown where the base number of responses is less than 10 during the period. % is calculated as Quantity/Base number*100

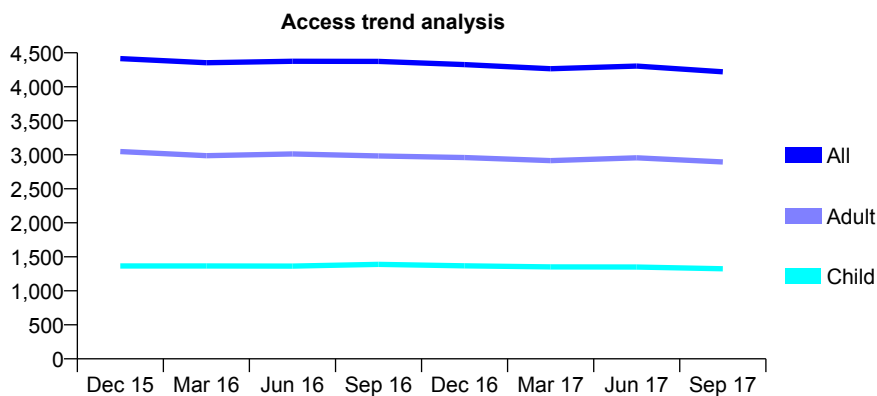
Q69 - Vital Signs At a Glance Contract Report for 338761/0002 - September 2017

Name or company name	MR MS KHAN
Contract type name	GDS Contract
Purpose of contract	General
Contract start date	01/04/2006
Contract end date	

17/18 Contracted general activity (UDA)	11,111
Carry forward general activity (UDA)	6
17/18 Contracted orthodontic activity (UOA)	0
Carry forward orthodontic activity (UOA)	0
Baseline contract value	£265,771.46

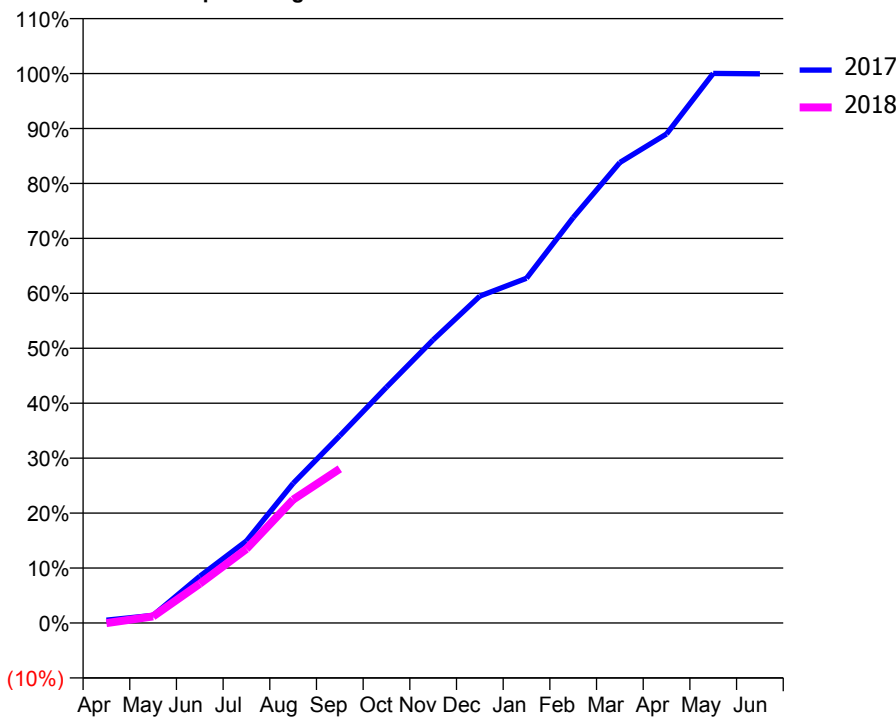
ACCESS*

Patients seen in 24 months	Total	Change since previous quarter
Quarter ending September 2016	4,373	
Quarter ending December 2016	4,327	↓
Quarter ending March 2017	4,266	↓
Quarter ending June 2017	4,305	→
Quarter ending September 2017	4,220	↓
Variance since September 2016	(3.5%)	↓



ACTIVITY

Cumulative percentage of contracted UDA delivered 2017 & 2018



Adjusted Scheduled Activity (UDA)

Month	2017	2018
April	58	-5
May	154	134
June	946	793
July	1,660	1,498
August	2,823	2,496
September	3,787	3,117
October	4,767	
November	5,725	
December	6,610	
January	6,971	
February	8,198	
March	9,311	
April	9,890	
May	11,114	
June	11,106	

QUALITY

	Quantity	Base Number	Contract	AT	Region	England
% of FP17s for the same patient ID Re-attending within 3 months - Children	73	920	7.9%	11.3%	11.4%	11.9%
% of FP17s for the same patient ID Re-attending within 3 months - Adults	270	1,976	13.7%	15.0%	15.7%	15.9%
% of FP17s for the same patient ID Re-attending between 3 & 9 months - Children	584	920	63.5%	57.7%	60.6%	58.1%
% of FP17s for the same patient ID Re-attending between 3 & 9 months - Adults	1,147	1,976	58.0%	48.5%	52.0%	50.6%
% of FP17s for Band 1 Urgent Courses	220	1,939	11.3%	9.7%	9.6%	9.1%
% of FP17s Relating to Free Repair or Replacements	3	1,939	0.2%	0.7%	0.7%	0.8%
% of FP17s Relating to Continuations	22	1,939	1.1%	0.8%	1.0%	1.1%
% of Patients satisfied with the dentistry they have received	8	8	N/A	92.7%	91.6%	91.4%
% of Patients satisfied with the time they had to wait for an appointment	8	8	N/A	89.7%	87.9%	87.7%

* This is based on patients treated on this contract for their most recent course of treatment. Figures in italics indicate the base number of FP17s or Patient Questionnaire responses are less than 100. N/A is shown where the base number of responses is less than 10 during the period. % is calculated as Quantity/Base number*100

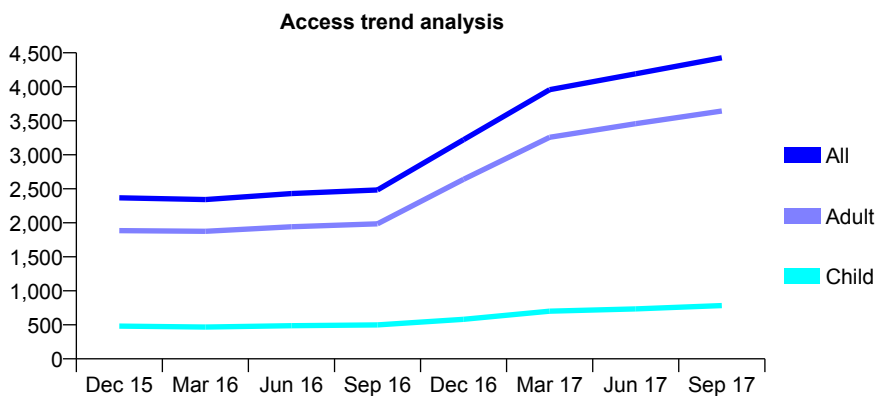
Q69 - Vital Signs At a Glance Contract Report for 339946/0001 - September 2017

Name or company name	Mrs RK Kakad
Contract type name	GDS Contract
Purpose of contract	General
Contract start date	01/04/2006
Contract end date	

17/18 Contracted general activity (UDA)	17,125
Carry forward general activity (UDA)	0
17/18 Contracted orthodontic activity (UOA)	0
Carry forward orthodontic activity (UOA)	0
Baseline contract value	£372,295.69

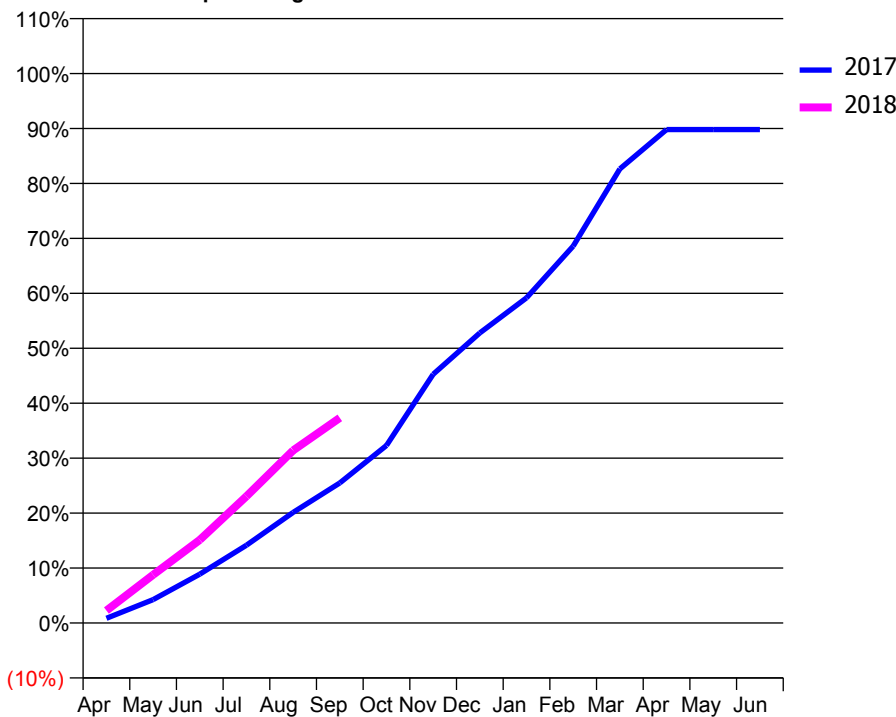
ACCESS*

Patients seen in 24 months	Total	Change since previous quarter
Quarter ending September 2016	2,484	
Quarter ending December 2016	3,222	↑
Quarter ending March 2017	3,958	↑
Quarter ending June 2017	4,191	↑
Quarter ending September 2017	4,427	↑
Variance since September 2016	78.2%	↑



ACTIVITY

Cumulative percentage of contracted UDA delivered 2017 & 2018



Month	Adjusted Scheduled Activity (UDA)	
	2017	2018
April	109	390
May	538	1,501
June	1,124	2,589
July	1,793	3,951
August	2,547	5,381
September	3,225	6,392
October	4,089	
November	5,729	
December	6,681	
January	7,490	
February	8,679	
March	10,457	
April	11,365	
May	11,363	
June	11,365	

QUALITY

	Quantity	Base Number	Contract	AT	Region	England
% of FP17s for the same patient ID Re-attending within 3 months - Children	28	598	4.7%	11.3%	11.4%	11.9%
% of FP17s for the same patient ID Re-attending within 3 months - Adults	466	2,785	16.7%	15.0%	15.7%	15.9%
% of FP17s for the same patient ID Re-attending between 3 & 9 months - Children	334	598	55.9%	57.7%	60.6%	58.1%
% of FP17s for the same patient ID Re-attending between 3 & 9 months - Adults	1,348	2,785	48.4%	48.5%	52.0%	50.6%
% of FP17s for Band 1 Urgent Courses	296	3,052	9.7%	9.7%	9.6%	9.1%
% of FP17s Relating to Free Repair or Replacements	33	3,052	1.1%	0.7%	0.7%	0.8%
% of FP17s Relating to Continuations	23	3,052	0.8%	0.8%	1.0%	1.1%
% of Patients satisfied with the dentistry they have received	10	10	100.0%	92.7%	91.6%	91.4%
% of Patients satisfied with the time they had to wait for an appointment	10	10	100.0%	89.7%	87.9%	87.7%

* This is based on patients treated on this contract for their most recent course of treatment. Figures in italics indicate the base number of FP17s or Patient Questionnaire responses are less than 100. N/A is shown where the base number of responses is less than 10 during the period. % is calculated as Quantity/Base number*100

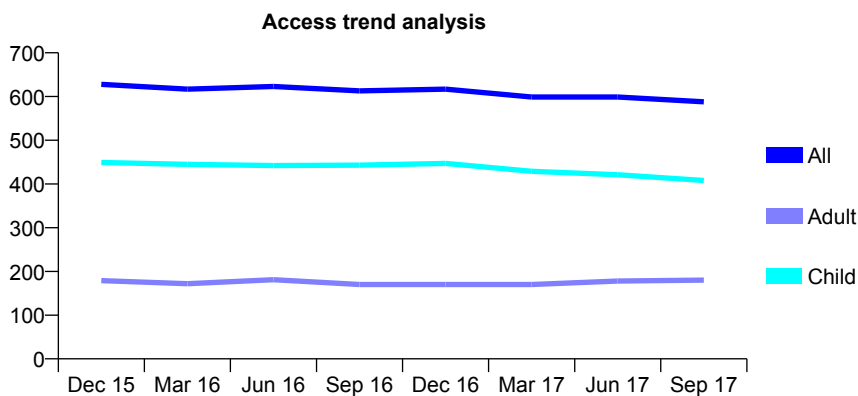
Q69 - Vital Signs At a Glance Contract Report for 341495/0001 - September 2017

Name or company name	MISS M BAGHERZADEH-BUICKI
Contract type name	GDS Contract
Purpose of contract	General
Contract start date	01/04/2006
Contract end date	

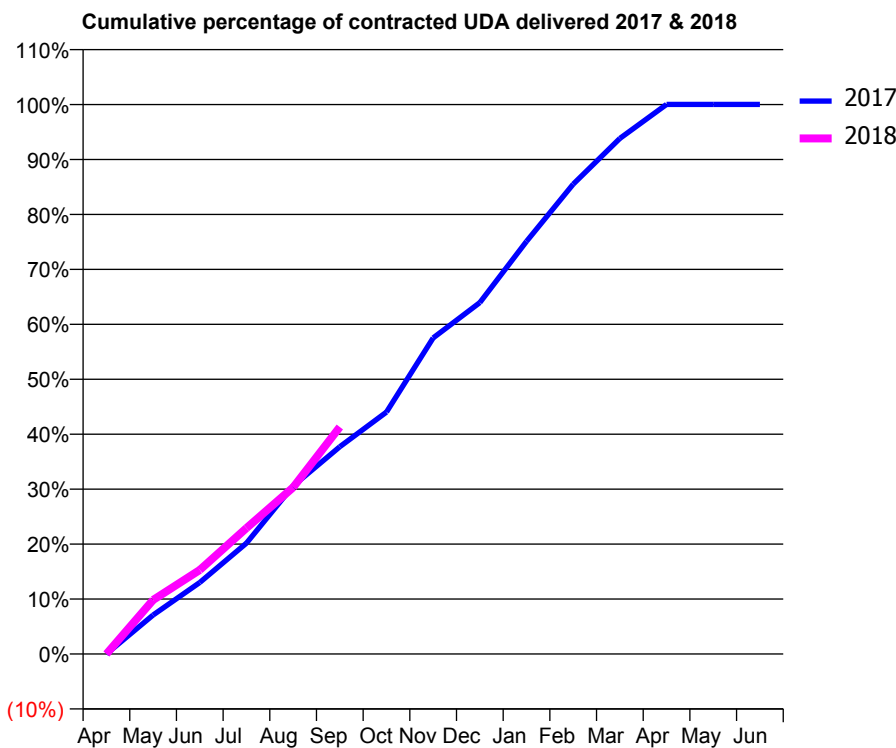
17/18 Contracted general activity (UDA)	2,359
Carry forward general activity (UDA)	0
17/18 Contracted orthodontic activity (UOA)	0
Carry forward orthodontic activity (UOA)	0
Baseline contract value	£61,833.24

ACCESS*

Patients seen in 24 months	Total	Change since previous quarter
Quarter ending September 2016	613	
Quarter ending December 2016	617	→
Quarter ending March 2017	599	↓
Quarter ending June 2017	599	→
Quarter ending September 2017	588	↓
Variance since September 2016	(4.1%)	↓



ACTIVITY



Month	Adjusted Scheduled Activity (UDA)	
	2017	2018
April	0	0
May	167	232
June	307	361
July	476	540
August	722	715
September	890	975
October	1,039	
November	1,357	
December	1,509	
January	1,772	
February	2,017	
March	2,213	
April	2,360	
May	2,360	
June	2,360	

QUALITY

	Quantity	Base Number	Contract	AT	Region	England
% of FP17s for the same patient ID Re-attending within 3 months - Children	18	354	5.1%	11.3%	11.4%	11.9%
% of FP17s for the same patient ID Re-attending within 3 months - Adults	3	99	3.0%	15.0%	15.7%	15.9%
% of FP17s for the same patient ID Re-attending between 3 & 9 months - Children	294	354	83.1%	57.7%	60.6%	58.1%
% of FP17s for the same patient ID Re-attending between 3 & 9 months - Adults	72	99	72.7%	48.5%	52.0%	50.6%
% of FP17s for Band 1 Urgent Courses	13	399	3.3%	9.7%	9.6%	9.1%
% of FP17s Relating to Free Repair or Replacements	0	399	0.0%	0.7%	0.7%	0.8%
% of FP17s Relating to Continuations	0	399	0.0%	0.8%	1.0%	1.1%
% of Patients satisfied with the dentistry they have received	1	1	N/A	92.7%	91.6%	91.4%
% of Patients satisfied with the time they had to wait for an appointment	1	1	N/A	89.7%	87.9%	87.7%

* This is based on patients treated on this contract for their most recent course of treatment. Figures in italics indicate the base number of FP17s or Patient Questionnaire responses are less than 100. N/A is shown where the base number of responses is less than 10 during the period. % is calculated as Quantity/Base number*100

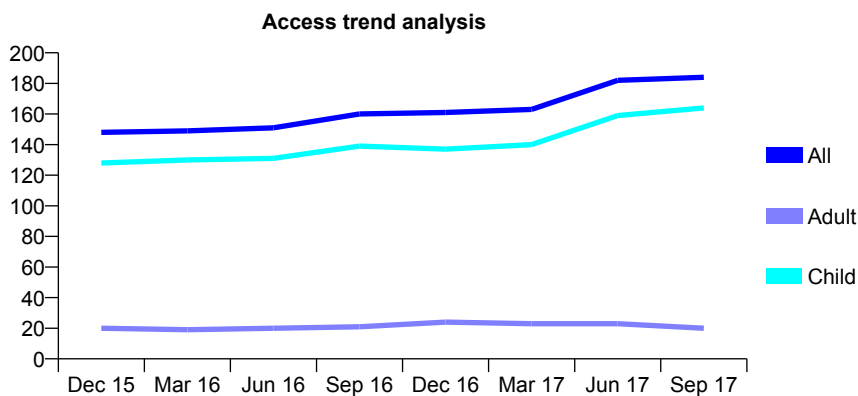
Q69 - Vital Signs At a Glance Contract Report for 343099/0001 - September 2017

Name or company name	MRS E MUKSINOVIC
Contract type name	GDS Contract
Purpose of contract	General
Contract start date	01/04/2006
Contract end date	

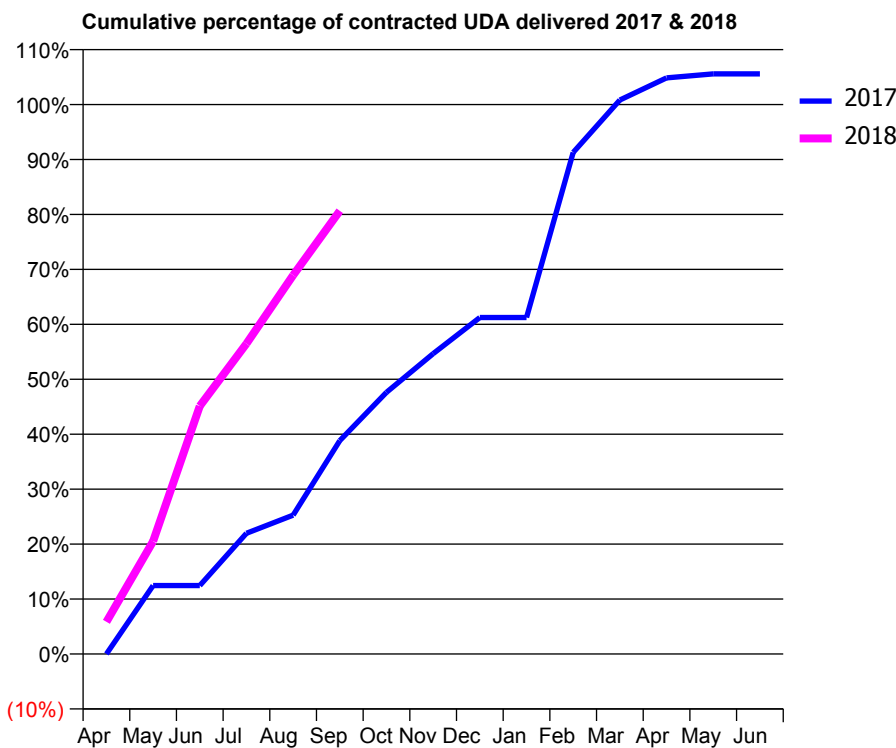
17/18 Contracted general activity (UDA)	273
Carry forward general activity (UDA)	-5
17/18 Contracted orthodontic activity (UOA)	0
Carry forward orthodontic activity (UOA)	0
Baseline contract value	£6,528.51

ACCESS*

Patients seen in 24 months	Total	Change since previous quarter
Quarter ending September 2016	160	
Quarter ending December 2016	161	→
Quarter ending March 2017	163	→
Quarter ending June 2017	182	↑
Quarter ending September 2017	184	→
Variance since September 2016	15.0%	↑



ACTIVITY



Month	Adjusted Scheduled Activity (UDA)	
	2017	2018
April	0	16
May	34	56
June	34	123
July	60	154
August	69	188
September	106	220
October	130	
November	149	
December	167	
January	167	
February	249	
March	275	
April	286	
May	288	
June	288	

QUALITY

	Quantity	Base Number	Contract	AT	Region	England
% of FP17s for the same patient ID Re-attending within 3 months - Children	10	134	7.5%	11.3%	11.4%	11.9%
% of FP17s for the same patient ID Re-attending within 3 months - Adults	0	2	0.0%	15.0%	15.7%	15.9%
% of FP17s for the same patient ID Re-attending between 3 & 9 months - Children	46	134	34.3%	57.7%	60.6%	58.1%
% of FP17s for the same patient ID Re-attending between 3 & 9 months - Adults	1	2	50.0%	48.5%	52.0%	50.6%
% of FP17s for Band 1 Urgent Courses	1	125	0.8%	9.7%	9.6%	9.1%
% of FP17s Relating to Free Repair or Replacements	0	125	0.0%	0.7%	0.7%	0.8%
% of FP17s Relating to Continuations	0	125	0.0%	0.8%	1.0%	1.1%
% of Patients satisfied with the dentistry they have received	1	1	N/A	92.7%	91.6%	91.4%
% of Patients satisfied with the time they had to wait for an appointment	1	1	N/A	89.7%	87.9%	87.7%

* This is based on patients treated on this contract for their most recent course of treatment. Figures in italics indicate the base number of FP17s or Patient Questionnaire responses are less than 100. N/A is shown where the base number of responses is less than 10 during the period. % is calculated as Quantity/Base number*100

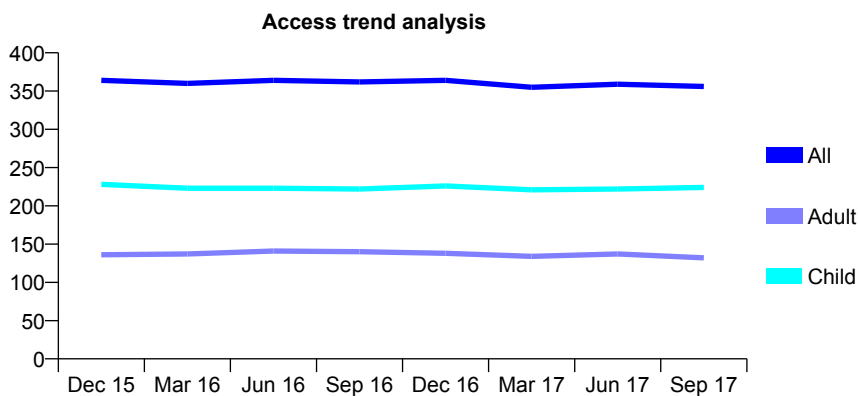
Q69 - Vital Signs At a Glance Contract Report for 344192/0001 - September 2017

Name or company name	MR KV KARLEKAR
Contract type name	GDS Contract
Purpose of contract	General
Contract start date	01/09/2013
Contract end date	

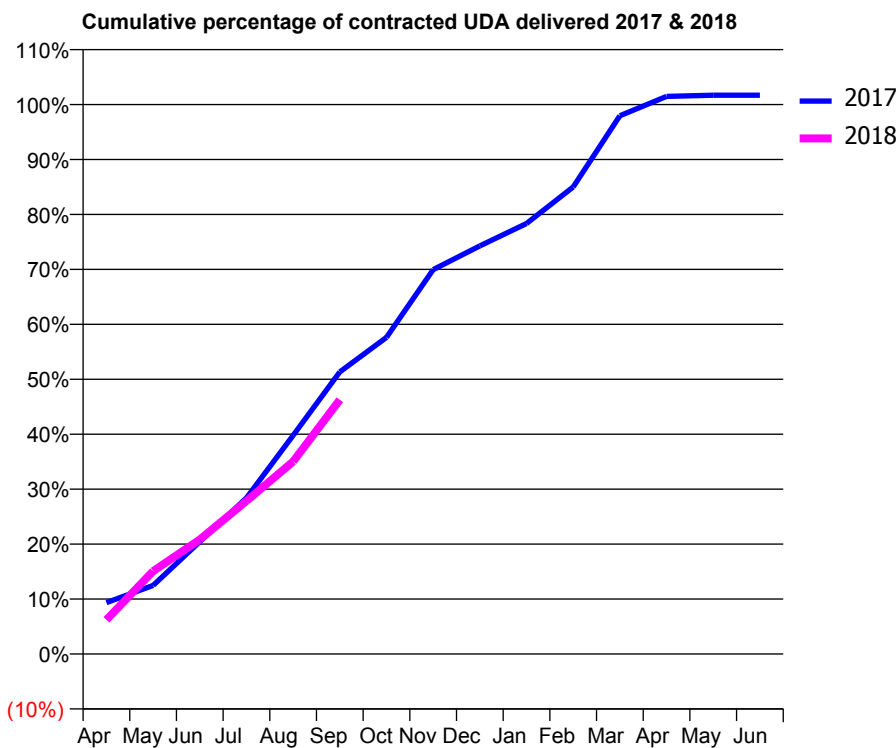
17/18 Contracted general activity (UDA)	1,141
Carry forward general activity (UDA)	0
17/18 Contracted orthodontic activity (UOA)	0
Carry forward orthodontic activity (UOA)	0
Baseline contract value	£29,234.56

ACCESS*

Patients seen in 24 months	Total	Change since previous quarter
Quarter ending September 2016	362	
Quarter ending December 2016	364	→
Quarter ending March 2017	355	↓
Quarter ending June 2017	359	→
Quarter ending September 2017	356	→
Variance since September 2016	(1.7%)	↓



ACTIVITY



Adjusted Scheduled Activity (UDA)		
Month	2017	2018
April	108	71
May	145	172
June	237	238
July	329	318
August	461	400
September	595	528
October	668	
November	811	
December	861	
January	909	
February	986	
March	1,136	
April	1,177	
May	1,180	
June	1,180	

QUALITY

	Quantity	Base Number	Contract	AT	Region	England
% of FP17s for the same patient ID Re-attending within 3 months - Children	8	176	4.5%	11.3%	11.4%	11.9%
% of FP17s for the same patient ID Re-attending within 3 months - Adults	4	59	6.8%	15.0%	15.7%	15.9%
% of FP17s for the same patient ID Re-attending between 3 & 9 months - Children	88	176	50.0%	57.7%	60.6%	58.1%
% of FP17s for the same patient ID Re-attending between 3 & 9 months - Adults	28	59	47.5%	48.5%	52.0%	50.6%
% of FP17s for Band 1 Urgent Courses	9	213	4.2%	9.7%	9.6%	9.1%
% of FP17s Relating to Free Repair or Replacements	1	213	0.5%	0.7%	0.7%	0.8%
% of FP17s Relating to Continuations	1	213	0.5%	0.8%	1.0%	1.1%
% of Patients satisfied with the dentistry they have received	0	0	N/A	92.7%	91.6%	91.4%
% of Patients satisfied with the time they had to wait for an appointment	0	0	N/A	89.7%	87.9%	87.7%

* This is based on patients treated on this contract for their most recent course of treatment. Figures in italics indicate the base number of FP17s or Patient Questionnaire responses are less than 100. N/A is shown where the base number of responses is less than 10 during the period. % is calculated as Quantity/Base number*100

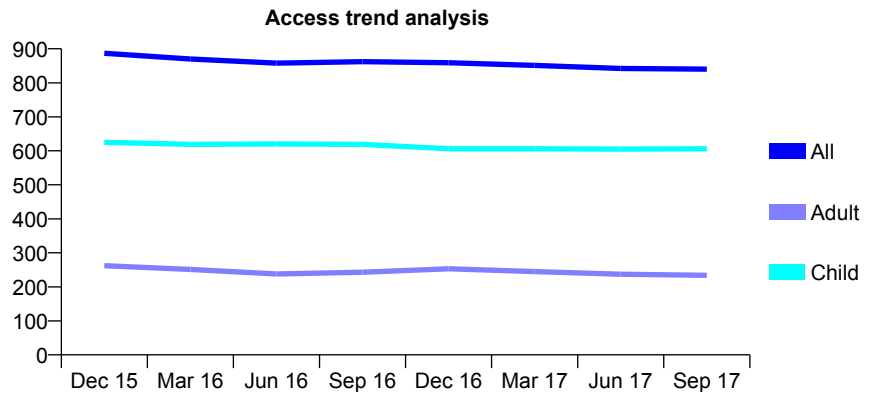
Q69 - Vital Signs At a Glance Contract Report for 344311/0001 - September 2017

Name or company name	MR VG CHUGANI
Contract type name	GDS Contract
Purpose of contract	General
Contract start date	01/04/2006
Contract end date	

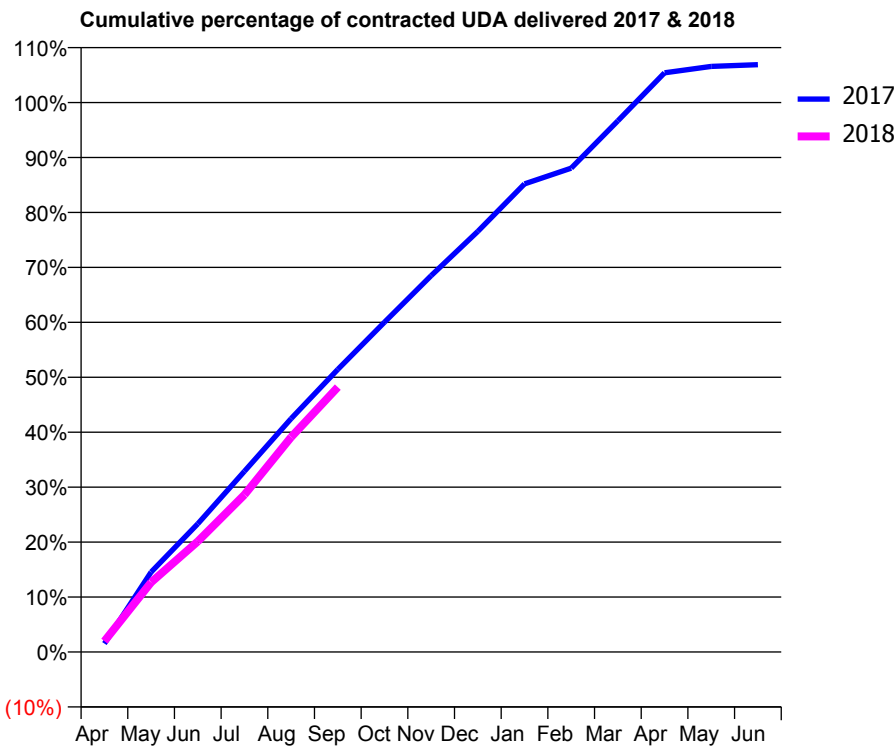
17/18 Contracted general activity (UDA)	1,570
Carry forward general activity (UDA)	-31
17/18 Contracted orthodontic activity (UOA)	0
Carry forward orthodontic activity (UOA)	0
Baseline contract value	£37,537.01

ACCESS*

Patients seen in 24 months	Total	Change since previous quarter
Quarter ending September 2016	862	
Quarter ending December 2016	859	→
Quarter ending March 2017	851	→
Quarter ending June 2017	842	↓
Quarter ending September 2017	840	→
Variance since September 2016	(2.6%)	↓



ACTIVITY



Month	Adjusted Scheduled Activity (UDA)	
	2017	2018
April	24	31
May	228	199
June	366	316
July	517	449
August	667	614
September	807	757
October	942	
November	1,075	
December	1,202	
January	1,337	
February	1,383	
March	1,518	
April	1,655	
May	1,673	
June	1,678	

QUALITY

	Quantity	Base Number	Contract	AT	Region	England
% of FP17s for the same patient ID Re-attending within 3 months - Children	43	514	8.4%	11.3%	11.4%	11.9%
% of FP17s for the same patient ID Re-attending within 3 months - Adults	11	111	9.9%	15.0%	15.7%	15.9%
% of FP17s for the same patient ID Re-attending between 3 & 9 months - Children	311	514	60.5%	57.7%	60.6%	58.1%
% of FP17s for the same patient ID Re-attending between 3 & 9 months - Adults	55	111	49.5%	48.5%	52.0%	50.6%
% of FP17s for Band 1 Urgent Courses	20	510	3.9%	9.7%	9.6%	9.1%
% of FP17s Relating to Free Repair or Replacements	0	510	0.0%	0.7%	0.7%	0.8%
% of FP17s Relating to Continuations	1	510	0.2%	0.8%	1.0%	1.1%
% of Patients satisfied with the dentistry they have received	0	0	N/A	92.7%	91.6%	91.4%
% of Patients satisfied with the time they had to wait for an appointment	0	0	N/A	89.7%	87.9%	87.7%

* This is based on patients treated on this contract for their most recent course of treatment. Figures in italics indicate the base number of FP17s or Patient Questionnaire responses are less than 100. N/A is shown where the base number of responses is less than 10 during the period. % is calculated as Quantity/Base number*100

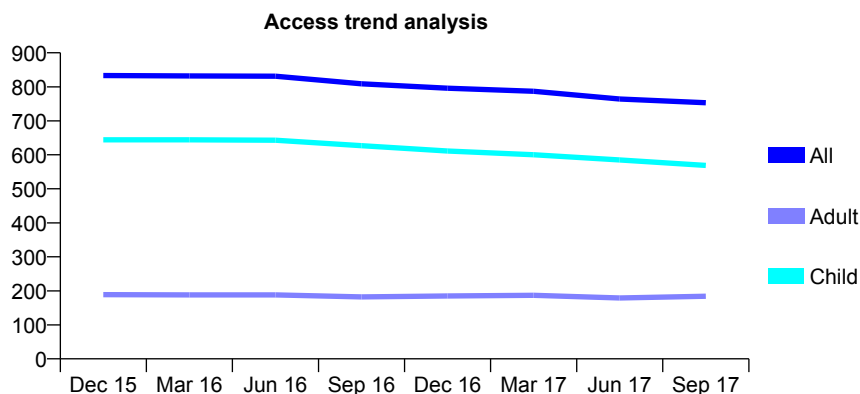
Q69 - Vital Signs At a Glance Contract Report for 351458/0001 - September 2017

Name or company name	McAleavey and Padget
Contract type name	GDS Contract
Purpose of contract	General
Contract start date	01/04/2006
Contract end date	

17/18 Contracted general activity (UDA)	1,443
Carry forward general activity (UDA)	0
17/18 Contracted orthodontic activity (UOA)	0
Carry forward orthodontic activity (UOA)	0
Baseline contract value	£34,406.11

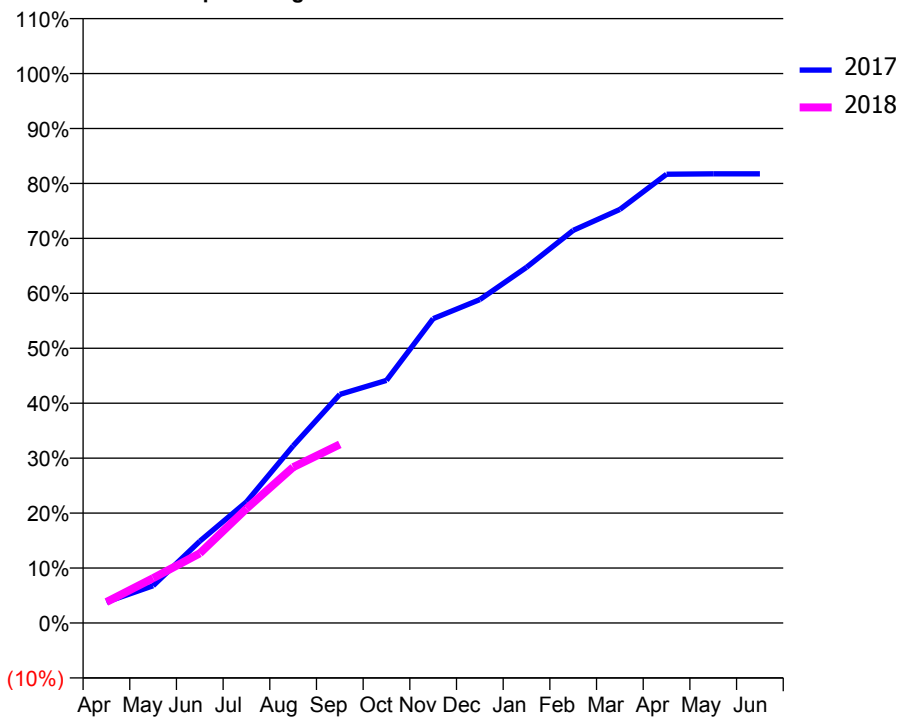
ACCESS*

Patients seen in 24 months	Total	Change since previous quarter
Quarter ending September 2016	809	
Quarter ending December 2016	796	↓
Quarter ending March 2017	787	↓
Quarter ending June 2017	764	↓
Quarter ending September 2017	753	↓
Variance since September 2016	(6.9%)	↓



ACTIVITY

Cumulative percentage of contracted UDA delivered 2017 & 2018



Adjusted Scheduled Activity (UDA)

Month	2017	2018
April	55	55
May	98	118
June	215	183
July	318	300
August	465	409
September	600	469
October	637	
November	799	
December	849	
January	934	
February	1,031	
March	1,086	
April	1,178	
May	1,179	
June	1,179	

QUALITY

	Quantity	Base Number	Contract	AT	Region	England
% of FP17s for the same patient ID Re-attending within 3 months - Children	12	384	3.1%	11.3%	11.4%	11.9%
% of FP17s for the same patient ID Re-attending within 3 months - Adults	3	50	6.0%	15.0%	15.7%	15.9%
% of FP17s for the same patient ID Re-attending between 3 & 9 months - Children	208	384	54.2%	57.7%	60.6%	58.1%
% of FP17s for the same patient ID Re-attending between 3 & 9 months - Adults	26	50	52.0%	48.5%	52.0%	50.6%
% of FP17s for Band 1 Urgent Courses	1	366	0.3%	9.7%	9.6%	9.1%
% of FP17s Relating to Free Repair or Replacements	0	366	0.0%	0.7%	0.7%	0.8%
% of FP17s Relating to Continuations	4	366	1.1%	0.8%	1.0%	1.1%
% of Patients satisfied with the dentistry they have received	0	0	N/A	92.7%	91.6%	91.4%
% of Patients satisfied with the time they had to wait for an appointment	0	0	N/A	89.7%	87.9%	87.7%

* This is based on patients treated on this contract for their most recent course of treatment. Figures in italics indicate the base number of FP17s or Patient Questionnaire responses are less than 100. N/A is shown where the base number of responses is less than 10 during the period. % is calculated as Quantity/Base number*100

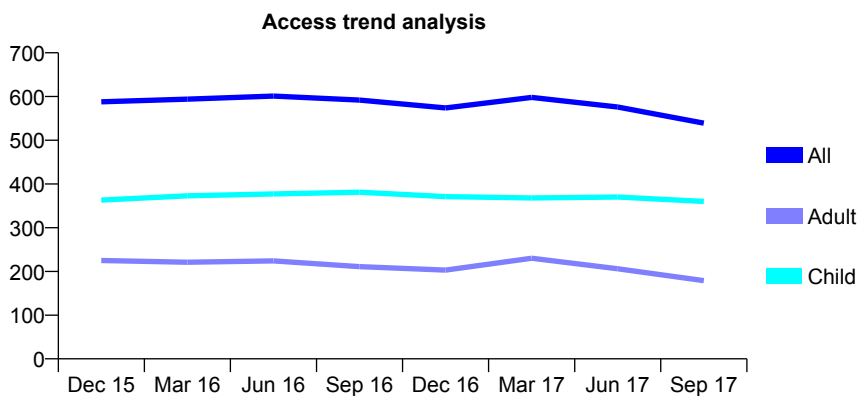
Q69 - Vital Signs At a Glance Contract Report for 353434/0001 - September 2017

Name or company name	MR RS DHILLON
Contract type name	GDS Contract
Purpose of contract	General
Contract start date	01/04/2006
Contract end date	

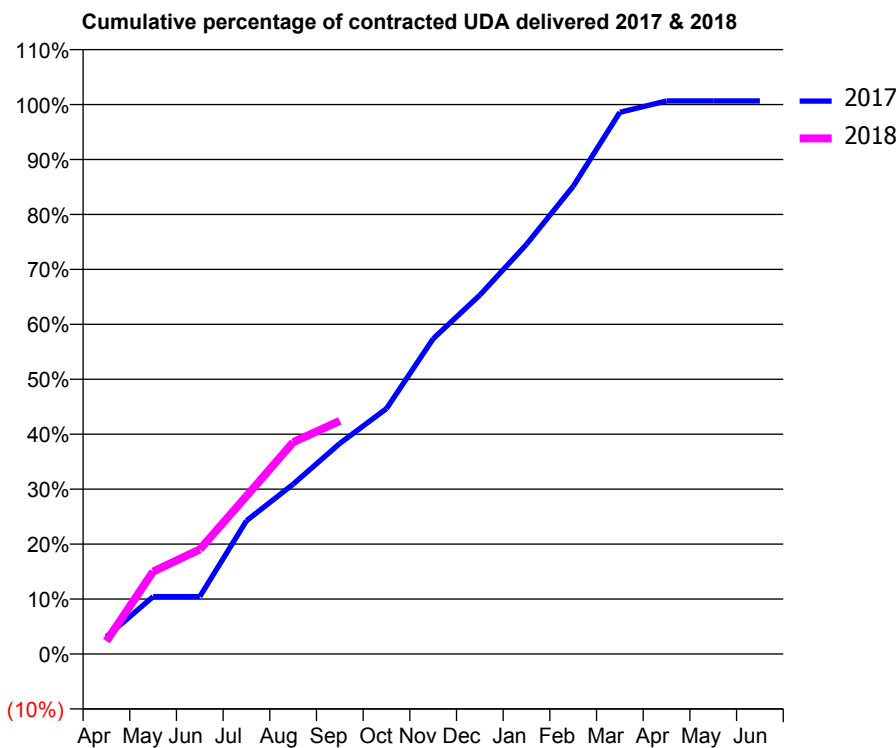
17/18 Contracted general activity (UDA)	1,018
Carry forward general activity (UDA)	-6
17/18 Contracted orthodontic activity (UOA)	0
Carry forward orthodontic activity (UOA)	0
Baseline contract value	£27,527.54

ACCESS*

Patients seen in 24 months	Total	Change since previous quarter
Quarter ending September 2016	592	
Quarter ending December 2016	574	↓
Quarter ending March 2017	598	↑
Quarter ending June 2017	576	↓
Quarter ending September 2017	539	↓
Variance since September 2016	(9.0%)	↓



ACTIVITY



Month	Adjusted Scheduled Activity (UDA)	
	2017	2018
April	32	24
May	106	153
June	106	194
July	247	293
August	315	392
September	390	432
October	455	
November	584	
December	665	
January	759	
February	867	
March	1,004	
April	1,025	
May	1,025	
June	1,025	

QUALITY

	Quantity	Base Number	Contract	AT	Region	England
% of FP17s for the same patient ID Re-attending within 3 months - Children	22	248	8.9%	11.3%	11.4%	11.9%
% of FP17s for the same patient ID Re-attending within 3 months - Adults	8	69	11.6%	15.0%	15.7%	15.9%
% of FP17s for the same patient ID Re-attending between 3 & 9 months - Children	131	248	52.8%	57.7%	60.6%	58.1%
% of FP17s for the same patient ID Re-attending between 3 & 9 months - Adults	32	69	46.4%	48.5%	52.0%	50.6%
% of FP17s for Band 1 Urgent Courses	15	302	5.0%	9.7%	9.6%	9.1%
% of FP17s Relating to Free Repair or Replacements	3	302	1.0%	0.7%	0.7%	0.8%
% of FP17s Relating to Continuations	0	302	0.0%	0.8%	1.0%	1.1%
% of Patients satisfied with the dentistry they have received	1	1	N/A	92.7%	91.6%	91.4%
% of Patients satisfied with the time they had to wait for an appointment	1	1	N/A	89.7%	87.9%	87.7%

* This is based on patients treated on this contract for their most recent course of treatment. Figures in italics indicate the base number of FP17s or Patient Questionnaire responses are less than 100. N/A is shown where the base number of responses is less than 10 during the period. % is calculated as Quantity/Base number*100

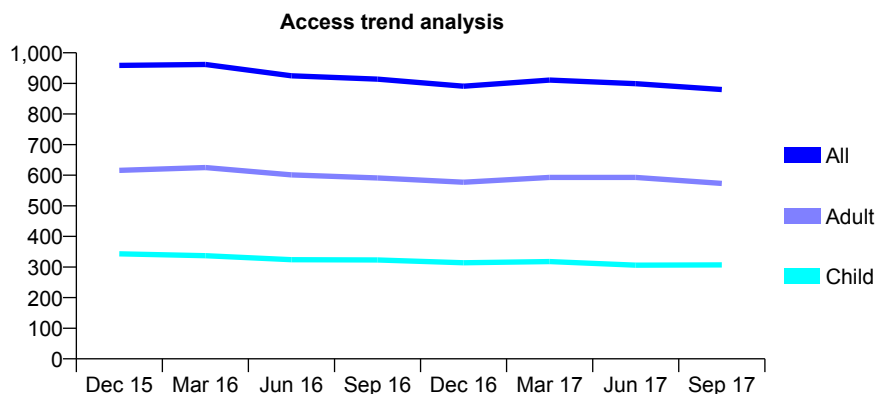
Q69 - Vital Signs At a Glance Contract Report for 355763/0001 - September 2017

Name or company name	MR AJ DANDAPAT
Contract type name	GDS Contract
Purpose of contract	General
Contract start date	01/04/2006
Contract end date	

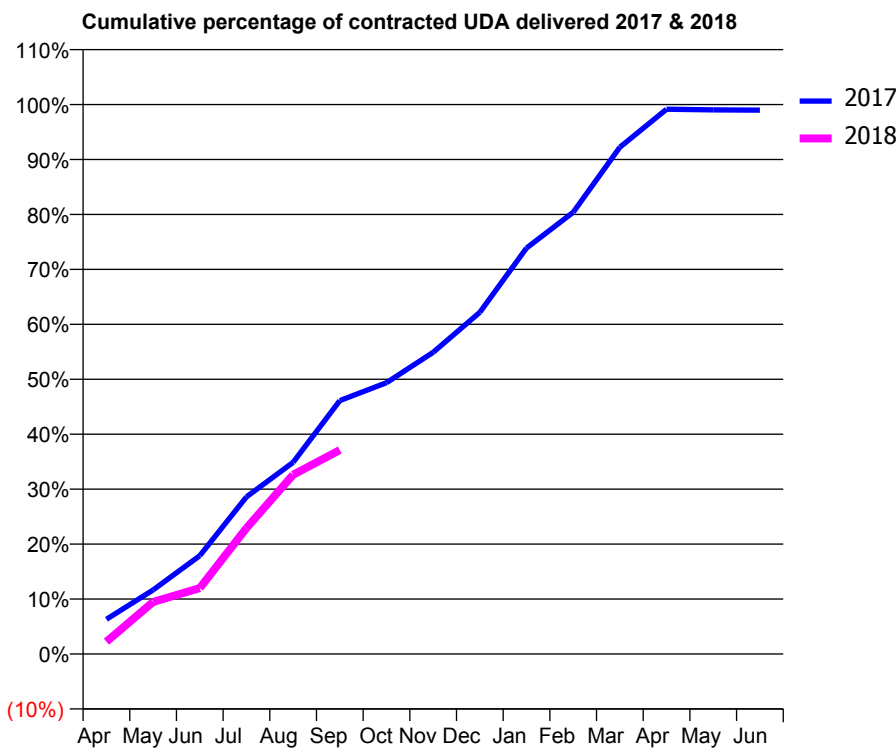
17/18 Contracted general activity (UDA)	3,556
Carry forward general activity (UDA)	39
17/18 Contracted orthodontic activity (UOA)	0
Carry forward orthodontic activity (UOA)	0
Baseline contract value	£90,885.30

ACCESS*

Patients seen in 24 months	Total	Change since previous quarter
Quarter ending September 2016	914	
Quarter ending December 2016	891	↓
Quarter ending March 2017	911	↑
Quarter ending June 2017	899	↓
Quarter ending September 2017	880	↓
Variance since September 2016	(3.7%)	↓



ACTIVITY



Month	Adjusted Scheduled Activity (UDA)	
	2017	2018
April	234	80
May	431	337
June	662	427
July	1,058	815
August	1,290	1,160
September	1,705	1,320
October	1,826	
November	2,031	
December	2,299	
January	2,732	
February	2,972	
March	3,411	
April	3,667	
May	3,662	
June	3,660	

QUALITY

	Quantity	Base Number	Contract	AT	Region	England
% of FP17s for the same patient ID Re-attending within 3 months - Children	33	304	10.9%	11.3%	11.4%	11.9%
% of FP17s for the same patient ID Re-attending within 3 months - Adults	49	395	12.4%	15.0%	15.7%	15.9%
% of FP17s for the same patient ID Re-attending between 3 & 9 months - Children	218	304	71.7%	57.7%	60.6%	58.1%
% of FP17s for the same patient ID Re-attending between 3 & 9 months - Adults	271	395	68.6%	48.5%	52.0%	50.6%
% of FP17s for Band 1 Urgent Courses	24	637	3.8%	9.7%	9.6%	9.1%
% of FP17s Relating to Free Repair or Replacements	15	637	2.4%	0.7%	0.7%	0.8%
% of FP17s Relating to Continuations	0	637	0.0%	0.8%	1.0%	1.1%
% of Patients satisfied with the dentistry they have received	2	2	N/A	92.7%	91.6%	91.4%
% of Patients satisfied with the time they had to wait for an appointment	1	2	N/A	89.7%	87.9%	87.7%

* This is based on patients treated on this contract for their most recent course of treatment. Figures in italics indicate the base number of FP17s or Patient Questionnaire responses are less than 100. N/A is shown where the base number of responses is less than 10 during the period. % is calculated as Quantity/Base number*100

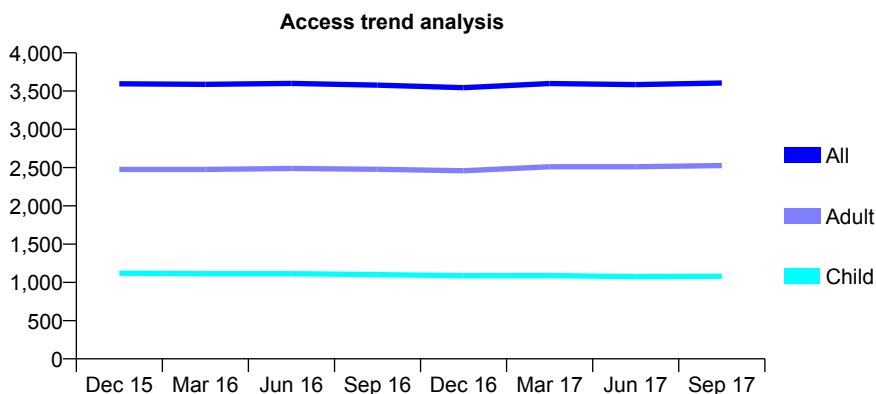
Q69 - Vital Signs At a Glance Contract Report for 356581/0001 - September 2017

Name or company name	MR ZR ANWAR
Contract type name	GDS Contract
Purpose of contract	General
Contract start date	28/07/2012
Contract end date	

17/18 Contracted general activity (UDA)	9,276
Carry forward general activity (UDA)	108
17/18 Contracted orthodontic activity (UOA)	0
Carry forward orthodontic activity (UOA)	0
Baseline contract value	£218,868.42

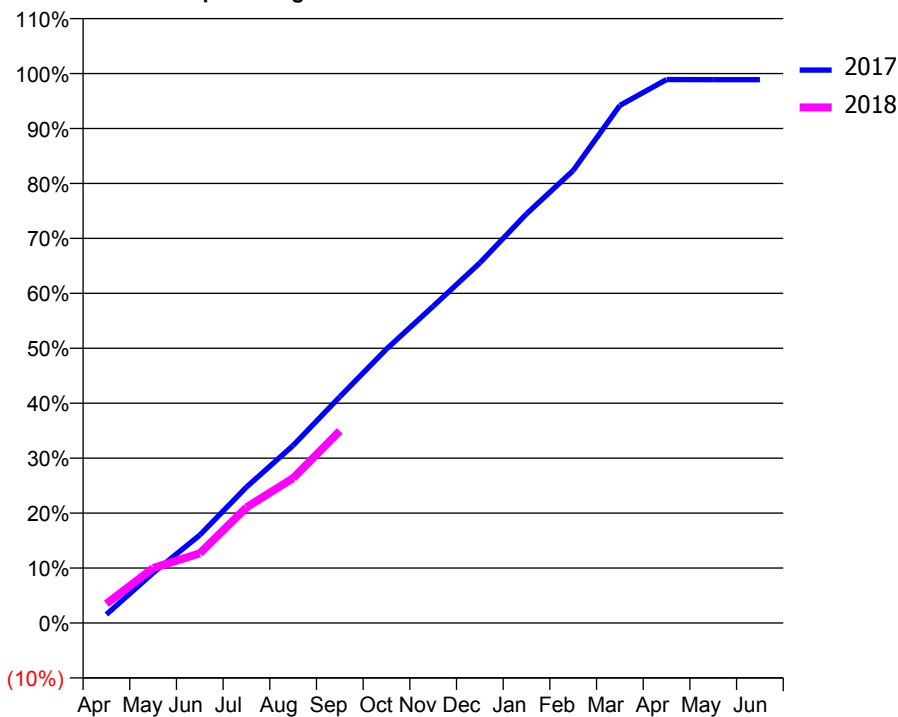
ACCESS*

Patients seen in 24 months	Total	Change since previous quarter
Quarter ending September 2016	3,578	
Quarter ending December 2016	3,545	→
Quarter ending March 2017	3,599	→
Quarter ending June 2017	3,585	→
Quarter ending September 2017	3,605	→
Variance since September 2016	0.8%	→



ACTIVITY

Cumulative percentage of contracted UDA delivered 2017 & 2018



Month	Adjusted Scheduled Activity (UDA)	
	2017	2018
April	149	325
May	868	928
June	1,525	1,176
July	2,357	1,952
August	3,078	2,447
September	3,923	3,242
October	4,748	
November	5,492	
December	6,242	
January	7,094	
February	7,845	
March	8,973	
April	9,422	
May	9,419	
June	9,419	

QUALITY

	Quantity	Base Number	Contract	AT	Region	England
% of FP17s for the same patient ID Re-attending within 3 months - Children	52	831	6.3%	11.3%	11.4%	11.9%
% of FP17s for the same patient ID Re-attending within 3 months - Adults	151	1,372	11.0%	15.0%	15.7%	15.9%
% of FP17s for the same patient ID Re-attending between 3 & 9 months - Children	643	831	77.4%	57.7%	60.6%	58.1%
% of FP17s for the same patient ID Re-attending between 3 & 9 months - Adults	599	1,372	43.7%	48.5%	52.0%	50.6%
% of FP17s for Band 1 Urgent Courses	155	2,007	7.7%	9.7%	9.6%	9.1%
% of FP17s Relating to Free Repair or Replacements	8	2,007	0.4%	0.7%	0.7%	0.8%
% of FP17s Relating to Continuations	2	2,007	0.1%	0.8%	1.0%	1.1%
% of Patients satisfied with the dentistry they have received	10	10	100.0%	92.7%	91.6%	91.4%
% of Patients satisfied with the time they had to wait for an appointment	9	10	90.0%	89.7%	87.9%	87.7%

* This is based on patients treated on this contract for their most recent course of treatment. Figures in italics indicate the base number of FP17s or Patient Questionnaire responses are less than 100. N/A is shown where the base number of responses is less than 10 during the period. % is calculated as Quantity/Base number*100

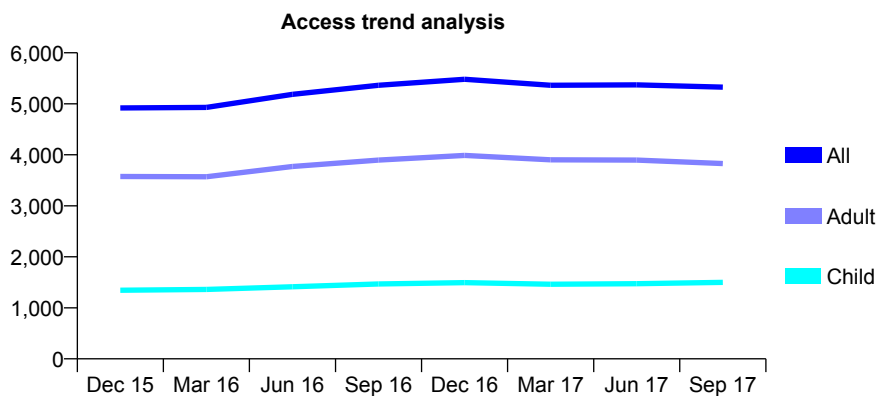
Q69 - Vital Signs At a Glance Contract Report for 359270/0019 - September 2017

Name or company name	MR AF RAI
Contract type name	GDS Contract
Purpose of contract	General
Contract start date	01/11/2012
Contract end date	

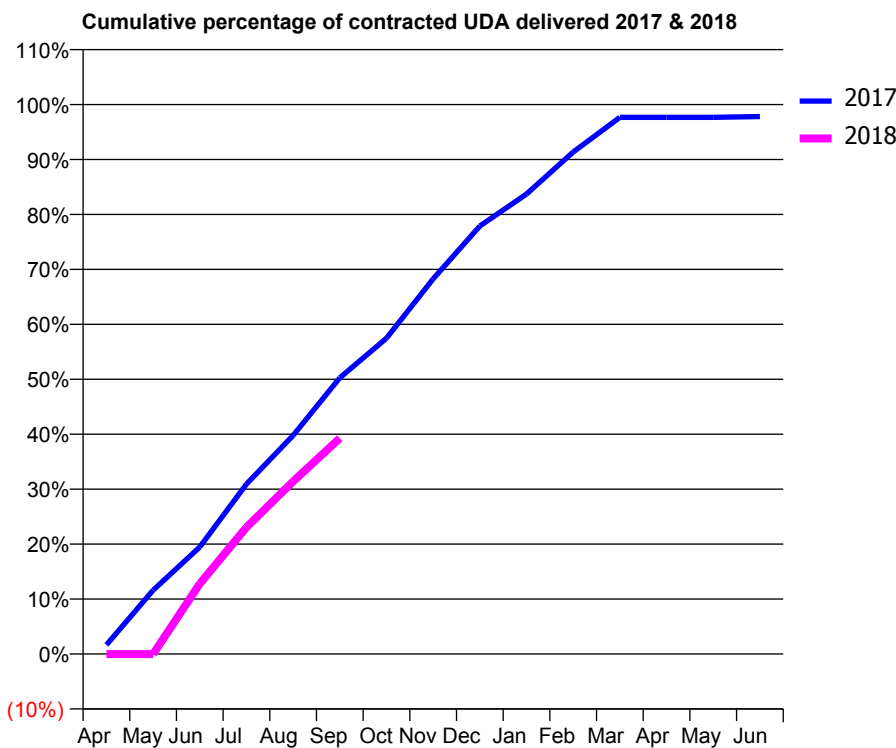
17/18 Contracted general activity (UDA)	13,000
Carry forward general activity (UDA)	284
17/18 Contracted orthodontic activity (UOA)	0
Carry forward orthodontic activity (UOA)	0
Baseline contract value	£318,938.79

ACCESS*

Patients seen in 24 months	Total	Change since previous quarter
Quarter ending September 2016	5,364	
Quarter ending December 2016	5,482	↑
Quarter ending March 2017	5,364	↓
Quarter ending June 2017	5,372	→
Quarter ending September 2017	5,327	→
Variance since September 2016	(0.7%)	→



ACTIVITY



Month	Adjusted Scheduled Activity (UDA)	
	2017	2018
April	216	-5
May	1,510	-5
June	2,532	1,663
July	4,022	2,999
August	5,173	4,083
September	6,535	5,106
October	7,471	
November	8,876	
December	10,124	
January	10,881	
February	11,876	
March	12,696	
April	12,696	
May	12,696	
June	12,716	

QUALITY

	Quantity	Base Number	Contract	AT	Region	England
% of FP17s for the same patient ID Re-attending within 3 months - Children	66	1,057	6.2%	11.3%	11.4%	11.9%
% of FP17s for the same patient ID Re-attending within 3 months - Adults	240	2,005	12.0%	15.0%	15.7%	15.9%
% of FP17s for the same patient ID Re-attending between 3 & 9 months - Children	578	1,057	54.7%	57.7%	60.6%	58.1%
% of FP17s for the same patient ID Re-attending between 3 & 9 months - Adults	882	2,005	44.0%	48.5%	52.0%	50.6%
% of FP17s for Band 1 Urgent Courses	349	3,045	11.5%	9.7%	9.6%	9.1%
% of FP17s Relating to Free Repair or Replacements	34	3,045	1.1%	0.7%	0.7%	0.8%
% of FP17s Relating to Continuations	38	3,045	1.2%	0.8%	1.0%	1.1%
% of Patients satisfied with the dentistry they have received	11	11	100.0%	92.7%	91.6%	91.4%
% of Patients satisfied with the time they had to wait for an appointment	9	11	81.8%	89.7%	87.9%	87.7%

* This is based on patients treated on this contract for their most recent course of treatment. Figures in italics indicate the base number of FP17s or Patient Questionnaire responses are less than 100. N/A is shown where the base number of responses is less than 10 during the period. % is calculated as Quantity/Base number*100

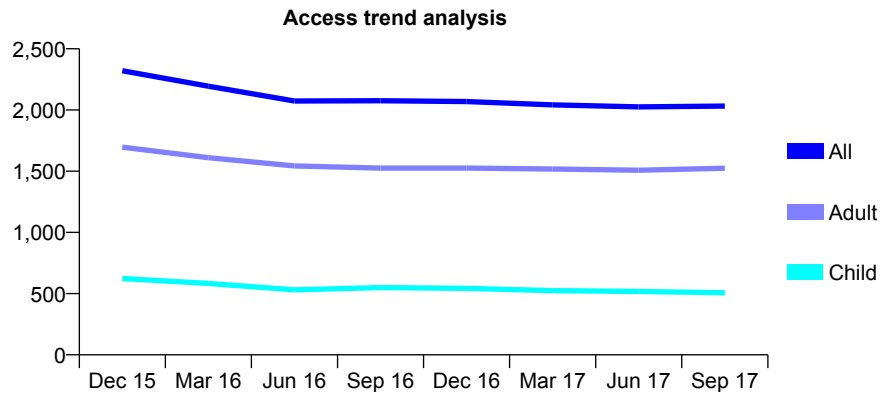
Q69 - Vital Signs At a Glance Contract Report for 360589/0001 - September 2017

Name or company name	MISS A MODGIL
Contract type name	GDS Contract
Purpose of contract	General
Contract start date	01/04/2006
Contract end date	

17/18 Contracted general activity (UDA)	5,446
Carry forward general activity (UDA)	-1
17/18 Contracted orthodontic activity (UOA)	0
Carry forward orthodontic activity (UOA)	0
Baseline contract value	£149,155.54

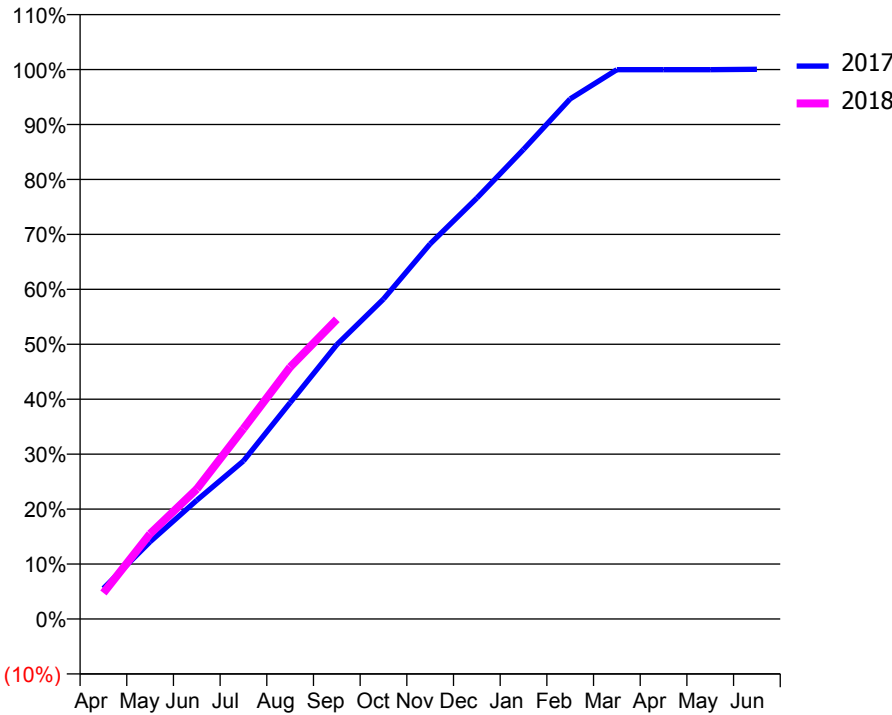
ACCESS*

Patients seen in 24 months	Total	Change since previous quarter
Quarter ending September 2016	2,076	
Quarter ending December 2016	2,069	→
Quarter ending March 2017	2,042	↓
Quarter ending June 2017	2,026	→
Quarter ending September 2017	2,032	→
Variance since September 2016	(2.1%)	↓



ACTIVITY

Cumulative percentage of contracted UDA delivered 2017 & 2018



Month	Adjusted Scheduled Activity (UDA)	
	2017	2018
April	304	258
May	766	845
June	1,176	1,288
July	1,567	1,886
August	2,145	2,497
September	2,720	2,970
October	3,171	
November	3,718	
December	4,172	
January	4,654	
February	5,155	
March	5,444	
April	5,444	
May	5,444	
June	5,448	

QUALITY

	Quantity	Base Number	Contract	AT	Region	England
% of FP17s for the same patient ID Re-attending within 3 months - Children	24	426	5.6%	11.3%	11.4%	11.9%
% of FP17s for the same patient ID Re-attending within 3 months - Adults	151	1,193	12.7%	15.0%	15.7%	15.9%
% of FP17s for the same patient ID Re-attending between 3 & 9 months - Children	229	426	53.8%	57.7%	60.6%	58.1%
% of FP17s for the same patient ID Re-attending between 3 & 9 months - Adults	581	1,193	48.7%	48.5%	52.0%	50.6%
% of FP17s for Band 1 Urgent Courses	191	1,615	11.8%	9.7%	9.6%	9.1%
% of FP17s Relating to Free Repair or Replacements	50	1,615	3.1%	0.7%	0.7%	0.8%
% of FP17s Relating to Continuations	0	1,615	0.0%	0.8%	1.0%	1.1%
% of Patients satisfied with the dentistry they have received	2	2	N/A	92.7%	91.6%	91.4%
% of Patients satisfied with the time they had to wait for an appointment	2	2	N/A	89.7%	87.9%	87.7%

* This is based on patients treated on this contract for their most recent course of treatment. Figures in italics indicate the base number of FP17s or Patient Questionnaire responses are less than 100. N/A is shown where the base number of responses is less than 10 during the period. % is calculated as Quantity/Base number*100

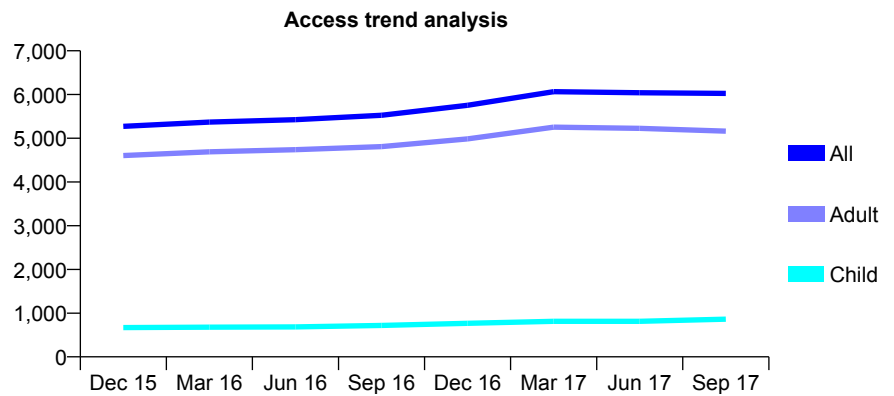
Q69 - Vital Signs At a Glance Contract Report for 385905/0001 - September 2017

Name or company name	Mr B Ranu, Mr S Kaura and Mr T Tariq
Contract type name	GDS Contract
Purpose of contract	General
Contract start date	01/04/2006
Contract end date	

17/18 Contracted general activity (UDA)	10,897
Carry forward general activity (UDA)	-144
17/18 Contracted orthodontic activity (UOA)	0
Carry forward orthodontic activity (UOA)	0
Baseline contract value	£314,047.29

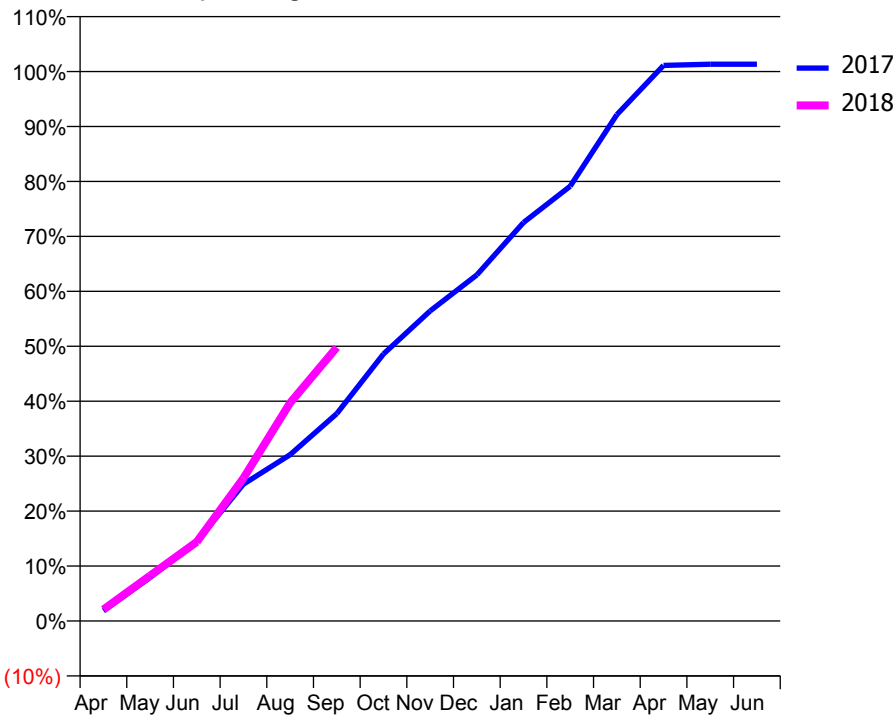
ACCESS*

Patients seen in 24 months	Total	Change since previous quarter
Quarter ending September 2016	5,524	
Quarter ending December 2016	5,753	↑
Quarter ending March 2017	6,065	↑
Quarter ending June 2017	6,040	→
Quarter ending September 2017	6,024	→
Variance since September 2016	9.1%	↑



ACTIVITY

Cumulative percentage of contracted UDA delivered 2017 & 2018



Month	Adjusted Scheduled Activity (UDA)	
	2017	2018
April	201	229
May	863	901
June	1,575	1,569
July	2,715	2,833
August	3,298	4,327
September	4,114	5,429
October	5,296	
November	6,150	
December	6,862	
January	7,903	
February	8,622	
March	10,042	
April	11,019	
May	11,041	
June	11,041	

QUALITY

	Quantity	Base Number	Contract	AT	Region	England
% of FP17s for the same patient ID Re-attending within 3 months - Children	26	419	6.2%	11.3%	11.4%	11.9%
% of FP17s for the same patient ID Re-attending within 3 months - Adults	261	2,251	11.6%	15.0%	15.7%	15.9%
% of FP17s for the same patient ID Re-attending between 3 & 9 months - Children	113	419	27.0%	57.7%	60.6%	58.1%
% of FP17s for the same patient ID Re-attending between 3 & 9 months - Adults	704	2,251	31.3%	48.5%	52.0%	50.6%
% of FP17s for Band 1 Urgent Courses	658	2,195	30.0%	9.7%	9.6%	9.1%
% of FP17s Relating to Free Repair or Replacements	1	2,195	0.0%	0.7%	0.7%	0.8%
% of FP17s Relating to Continuations	13	2,195	0.6%	0.8%	1.0%	1.1%
% of Patients satisfied with the dentistry they have received	5	6	N/A	92.7%	91.6%	91.4%
% of Patients satisfied with the time they had to wait for an appointment	6	6	N/A	89.7%	87.9%	87.7%

* This is based on patients treated on this contract for their most recent course of treatment. Figures in italics indicate the base number of FP17s or Patient Questionnaire responses are less than 100. N/A is shown where the base number of responses is less than 10 during the period. % is calculated as Quantity/Base number*100

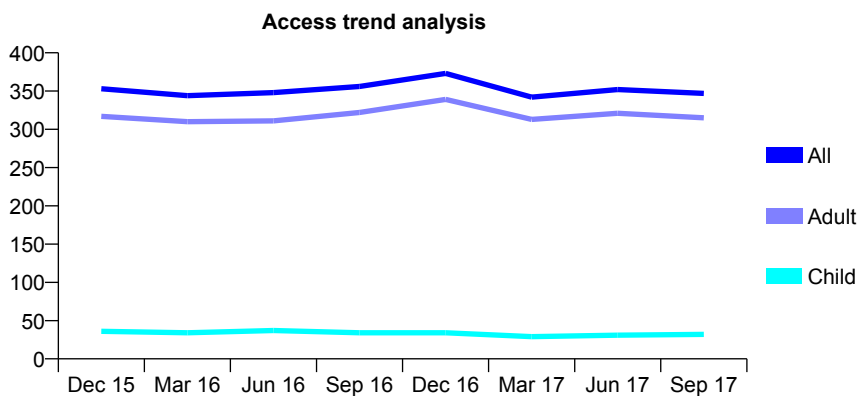
Q69 - Vital Signs At a Glance Contract Report for 385905/0003 - September 2017

Name or company name	Mr B Ranu, Mr S Kaura and Mr T Tariq
Contract type name	PDS Contract
Purpose of contract	General
Contract start date	01/04/2006
Contract end date	31/03/2019

17/18 Contracted general activity (UDA)	3,488
Carry forward general activity (UDA)	0
17/18 Contracted orthodontic activity (UOA)	0
Carry forward orthodontic activity (UOA)	0
Baseline contract value	£103,987.26

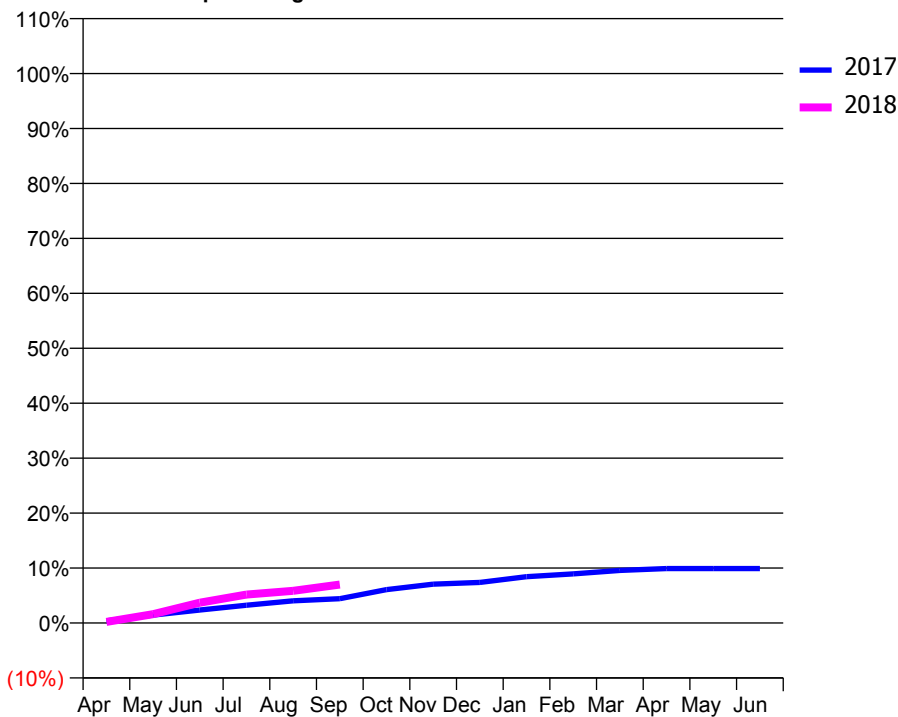
ACCESS*

Patients seen in 24 months	Total	Change since previous quarter
Quarter ending September 2016	356	
Quarter ending December 2016	373	↑
Quarter ending March 2017	342	↓
Quarter ending June 2017	352	↑
Quarter ending September 2017	347	↓
Variance since September 2016	(2.5%)	↓



ACTIVITY

Cumulative percentage of contracted UDA delivered 2017 & 2018



Month	Adjusted Scheduled Activity (UDA)	
	2017	2018
April	14	7
May	51	56
June	82	129
July	113	181
August	141	205
September	155	244
October	212	
November	247	
December	258	
January	294	
February	312	
March	334	
April	346	
May	346	
June	346	

QUALITY

	Quantity	Base Number	Contract	AT	Region	England
% of FP17s for the same patient ID Re-attending within 3 months - Children	1	24	4.2%	11.3%	11.4%	11.9%
% of FP17s for the same patient ID Re-attending within 3 months - Adults	5	172	2.9%	15.0%	15.7%	15.9%
% of FP17s for the same patient ID Re-attending between 3 & 9 months - Children	0	24	0.0%	57.7%	60.6%	58.1%
% of FP17s for the same patient ID Re-attending between 3 & 9 months - Adults	0	172	0.0%	48.5%	52.0%	50.6%
% of FP17s for Band 1 Urgent Courses	166	180	92.2%	9.7%	9.6%	9.1%
% of FP17s Relating to Free Repair or Replacements	0	180	0.0%	0.7%	0.7%	0.8%
% of FP17s Relating to Continuations	0	180	0.0%	0.8%	1.0%	1.1%
% of Patients satisfied with the dentistry they have received	0	0	N/A	92.7%	91.6%	91.4%
% of Patients satisfied with the time they had to wait for an appointment	0	0	N/A	89.7%	87.9%	87.7%

* This is based on patients treated on this contract for their most recent course of treatment. Figures in italics indicate the base number of FP17s or Patient Questionnaire responses are less than 100. N/A is shown where the base number of responses is less than 10 during the period. % is calculated as Quantity/Base number*100

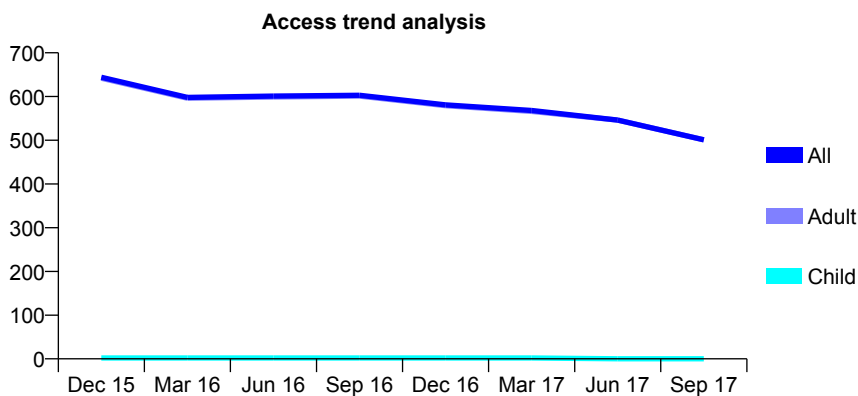
Q69 - Vital Signs At a Glance Contract Report for 566039/0001 - September 2017

Name or company name	MS AR LOCKYER
Contract type name	GDS Contract
Purpose of contract	General
Contract start date	01/04/2006
Contract end date	

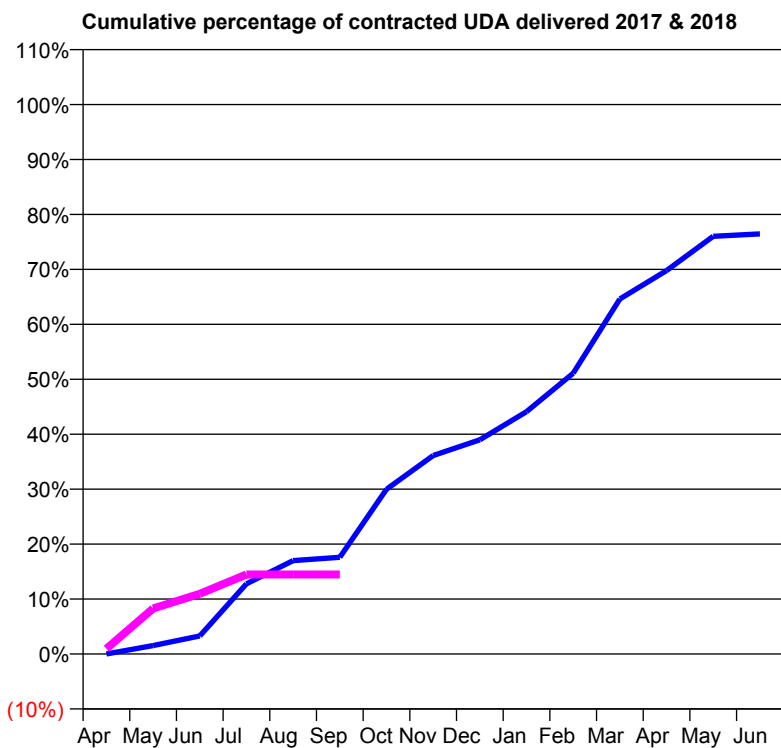
17/18 Contracted general activity (UDA)	1,167
Carry forward general activity (UDA)	0
17/18 Contracted orthodontic activity (UOA)	0
Carry forward orthodontic activity (UOA)	0
Baseline contract value	£31,187.48

ACCESS*

Patients seen in 24 months	Total	Change since previous quarter
Quarter ending September 2016	603	
Quarter ending December 2016	581	↓
Quarter ending March 2017	568	↓
Quarter ending June 2017	546	↓
Quarter ending September 2017	501	↓
Variance since September 2016	(16.9%)	↓



ACTIVITY



Month	Adjusted Scheduled Activity (UDA)	
	2017	2018
April	0	11
May	43	97
June	92	128
July	358	169
August	476	169
September	493	169
October	840	
November	1,011	
December	1,092	
January	1,235	
February	1,431	
March	1,809	
April	1,954	
May	2,129	
June	2,141	

QUALITY

	Quantity	Base Number	Contract	AT	Region	England
% of FP17s for the same patient ID Re-attending within 3 months - Children	0	0	N/A	11.3%	11.4%	11.9%
% of FP17s for the same patient ID Re-attending within 3 months - Adults	20	119	16.8%	15.0%	15.7%	15.9%
% of FP17s for the same patient ID Re-attending between 3 & 9 months - Children	0	0	N/A	57.7%	60.6%	58.1%
% of FP17s for the same patient ID Re-attending between 3 & 9 months - Adults	20	119	16.8%	48.5%	52.0%	50.6%
% of FP17s for Band 1 Urgent Courses	4	72	5.6%	9.7%	9.6%	9.1%
% of FP17s Relating to Free Repair or Replacements	1	72	1.4%	0.7%	0.7%	0.8%
% of FP17s Relating to Continuations	10	72	13.9%	0.8%	1.0%	1.1%
% of Patients satisfied with the dentistry they have received	1	1	N/A	92.7%	91.6%	91.4%
% of Patients satisfied with the time they had to wait for an appointment	1	1	N/A	89.7%	87.9%	87.7%

* This is based on patients treated on this contract for their most recent course of treatment. Figures in italics indicate the base number of FP17s or Patient Questionnaire responses are less than 100. N/A is shown where the base number of responses is less than 10 during the period. % is calculated as Quantity/Base number*100

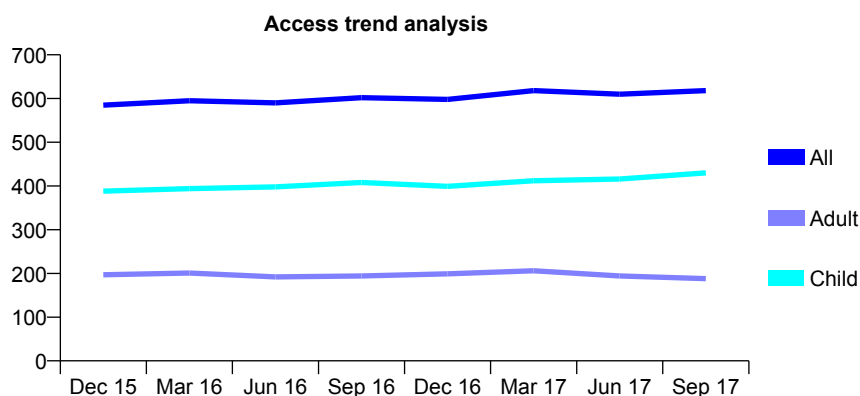
Q69 - Vital Signs At a Glance Contract Report for 566039/0005 - September 2017

Name or company name	MS AR LOCKYER
Contract type name	GDS Contract
Purpose of contract	General
Contract start date	01/04/2006
Contract end date	

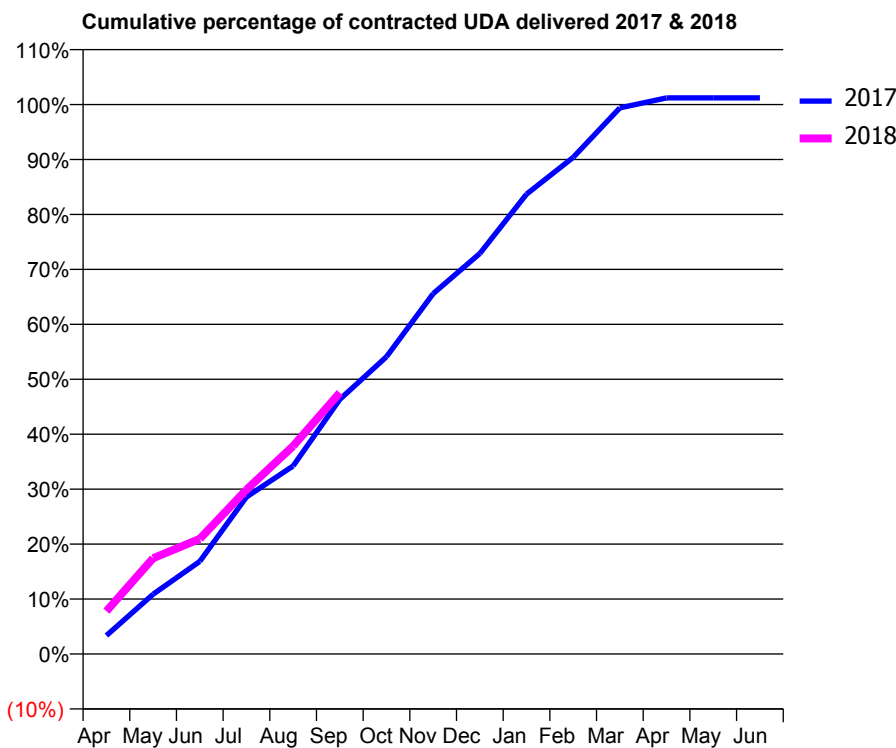
17/18 Contracted general activity (UDA)	1,000
Carry forward general activity (UDA)	-12
17/18 Contracted orthodontic activity (UOA)	0
Carry forward orthodontic activity (UOA)	0
Baseline contract value	£26,731.63

ACCESS*

Patients seen in 24 months	Total	Change since previous quarter
Quarter ending September 2016	602	
Quarter ending December 2016	598	→
Quarter ending March 2017	618	↑
Quarter ending June 2017	610	↓
Quarter ending September 2017	618	→
Variance since September 2016	2.7%	↑



ACTIVITY



Adjusted Scheduled Activity (UDA)		
Month	2017	2018
April	35	78
May	113	174
June	175	210
July	297	299
August	356	378
September	482	475
October	563	
November	682	
December	758	
January	870	
February	940	
March	1,034	
April	1,053	
May	1,053	
June	1,053	

QUALITY

	Quantity	Base Number	Contract	AT	Region	England
% of FP17s for the same patient ID Re-attending within 3 months - Children	10	280	3.6%	11.3%	11.4%	11.9%
% of FP17s for the same patient ID Re-attending within 3 months - Adults	7	84	8.3%	15.0%	15.7%	15.9%
% of FP17s for the same patient ID Re-attending between 3 & 9 months - Children	153	280	54.6%	57.7%	60.6%	58.1%
% of FP17s for the same patient ID Re-attending between 3 & 9 months - Adults	34	84	40.5%	48.5%	52.0%	50.6%
% of FP17s for Band 1 Urgent Courses	7	353	2.0%	9.7%	9.6%	9.1%
% of FP17s Relating to Free Repair or Replacements	0	353	0.0%	0.7%	0.7%	0.8%
% of FP17s Relating to Continuations	1	353	0.3%	0.8%	1.0%	1.1%
% of Patients satisfied with the dentistry they have received	1	1	N/A	92.7%	91.6%	91.4%
% of Patients satisfied with the time they had to wait for an appointment	1	1	N/A	89.7%	87.9%	87.7%

* This is based on patients treated on this contract for their most recent course of treatment. Figures in italics indicate the base number of FP17s or Patient Questionnaire responses are less than 100. N/A is shown where the base number of responses is less than 10 during the period. % is calculated as Quantity/Base number*100

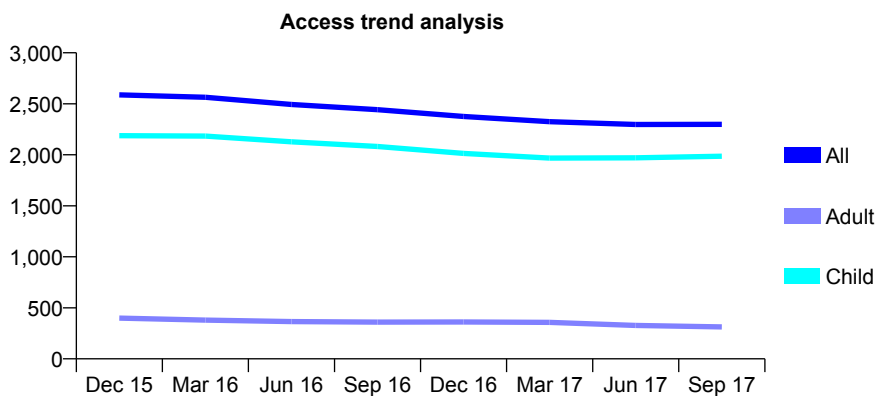
Q69 - Vital Signs At a Glance Contract Report for 566551/0001 - September 2017

Name or company name	MR GB DERRY
Contract type name	GDS Contract
Purpose of contract	General
Contract start date	01/04/2006
Contract end date	

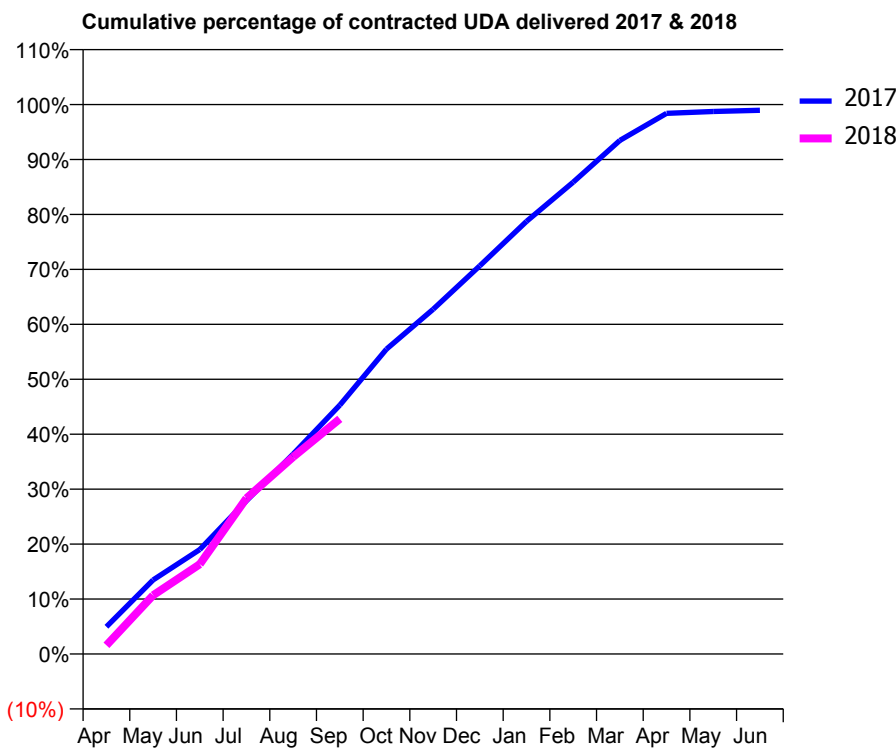
17/18 Contracted general activity (UDA)	5,000
Carry forward general activity (UDA)	53
17/18 Contracted orthodontic activity (UOA)	0
Carry forward orthodontic activity (UOA)	0
Baseline contract value	£136,896.12

ACCESS*

Patients seen in 24 months	Total	Change since previous quarter
Quarter ending September 2016	2,442	
Quarter ending December 2016	2,376	↓
Quarter ending March 2017	2,325	↓
Quarter ending June 2017	2,297	↓
Quarter ending September 2017	2,299	→
Variance since September 2016	(5.9%)	↓



ACTIVITY



Month	Adjusted Scheduled Activity (UDA)	
	2017	2018
April	249	80
May	675	534
June	950	817
July	1,394	1,418
August	1,820	1,793
September	2,264	2,139
October	2,774	
November	3,137	
December	3,533	
January	3,937	
February	4,294	
March	4,673	
April	4,920	
May	4,937	
June	4,948	

QUALITY

	Quantity	Base Number	Contract	AT	Region	England
% of FP17s for the same patient ID Re-attending within 3 months - Children	154	1,844	8.4%	11.3%	11.4%	11.9%
% of FP17s for the same patient ID Re-attending within 3 months - Adults	8	100	8.0%	15.0%	15.7%	15.9%
% of FP17s for the same patient ID Re-attending between 3 & 9 months - Children	1,363	1,844	73.9%	57.7%	60.6%	58.1%
% of FP17s for the same patient ID Re-attending between 3 & 9 months - Adults	75	100	75.0%	48.5%	52.0%	50.6%
% of FP17s for Band 1 Urgent Courses	68	1,711	4.0%	9.7%	9.6%	9.1%
% of FP17s Relating to Free Repair or Replacements	0	1,711	0.0%	0.7%	0.7%	0.8%
% of FP17s Relating to Continuations	0	1,711	0.0%	0.8%	1.0%	1.1%
% of Patients satisfied with the dentistry they have received	3	3	N/A	92.7%	91.6%	91.4%
% of Patients satisfied with the time they had to wait for an appointment	2	3	N/A	89.7%	87.9%	87.7%

* This is based on patients treated on this contract for their most recent course of treatment. Figures in italics indicate the base number of FP17s or Patient Questionnaire responses are less than 100. N/A is shown where the base number of responses is less than 10 during the period. % is calculated as Quantity/Base number*100

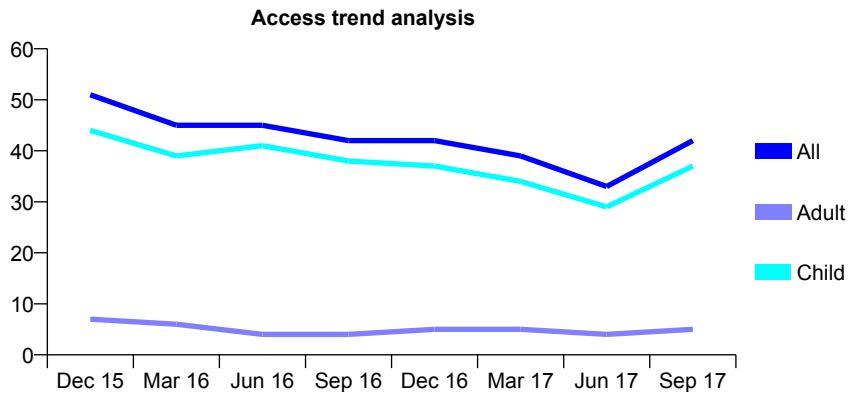
Q69 - Vital Signs At a Glance Contract Report for 568430/0001 - September 2017

Name or company name	MR PG CRUCI
Contract type name	GDS Contract
Purpose of contract	General
Contract start date	01/04/2006
Contract end date	

17/18 Contracted general activity (UDA)	39
Carry forward general activity (UDA)	0
17/18 Contracted orthodontic activity (UOA)	0
Carry forward orthodontic activity (UOA)	0
Baseline contract value	£918.19

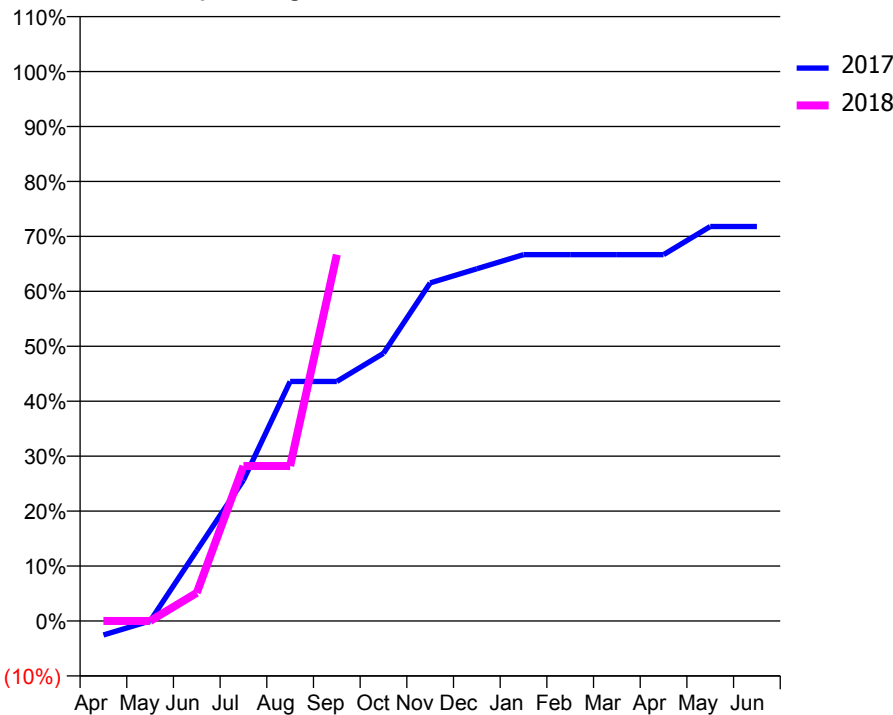
ACCESS*

Patients seen in 24 months	Total	Change since previous quarter
Quarter ending September 2016	42	
Quarter ending December 2016	42	→
Quarter ending March 2017	39	↓
Quarter ending June 2017	33	↓
Quarter ending September 2017	42	↑
Variance since September 2016	0.0%	→



ACTIVITY

Cumulative percentage of contracted UDA delivered 2017 & 2018



Month	Adjusted Scheduled Activity (UDA)	
	2017	2018
April	-1	0
May	0	0
June	5	2
July	10	11
August	17	11
September	17	26
October	19	
November	24	
December	25	
January	26	
February	26	
March	26	
April	26	
May	28	
June	28	

QUALITY

	Quantity	Base Number	Contract	AT	Region	England
% of FP17s for the same patient ID Re-attending within 3 months - Children	1	26	3.8%	11.3%	11.4%	11.9%
% of FP17s for the same patient ID Re-attending within 3 months - Adults	0	0	N/A	15.0%	15.7%	15.9%
% of FP17s for the same patient ID Re-attending between 3 & 9 months - Children	5	26	19.2%	57.7%	60.6%	58.1%
% of FP17s for the same patient ID Re-attending between 3 & 9 months - Adults	0	0	N/A	48.5%	52.0%	50.6%
% of FP17s for Band 1 Urgent Courses	0	24	0.0%	9.7%	9.6%	9.1%
% of FP17s Relating to Free Repair or Replacements	0	24	0.0%	0.7%	0.7%	0.8%
% of FP17s Relating to Continuations	0	24	0.0%	0.8%	1.0%	1.1%
% of Patients satisfied with the dentistry they have received	0	0	N/A	92.7%	91.6%	91.4%
% of Patients satisfied with the time they had to wait for an appointment	0	0	N/A	89.7%	87.9%	87.7%

* This is based on patients treated on this contract for their most recent course of treatment. Figures in italics indicate the base number of FP17s or Patient Questionnaire responses are less than 100. N/A is shown where the base number of responses is less than 10 during the period. % is calculated as Quantity/Base number*100

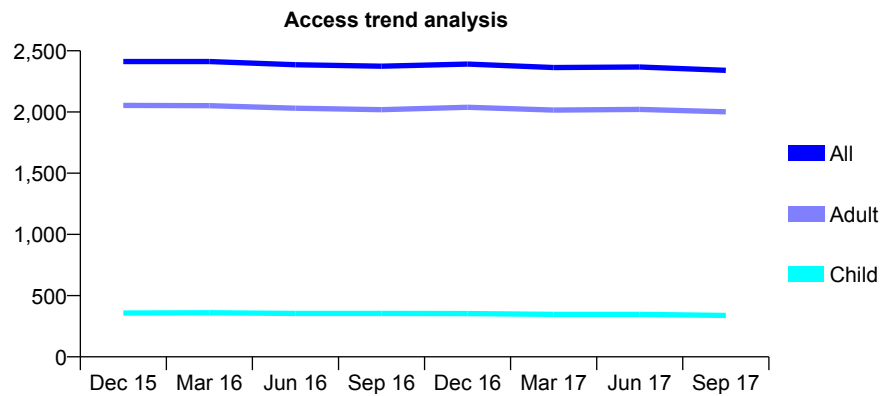
Q69 - Vital Signs At a Glance Contract Report for 575682/0001 - September 2017

Name or company name	MR HJ COULL
Contract type name	GDS Contract
Purpose of contract	General
Contract start date	01/04/2006
Contract end date	

17/18 Contracted general activity (UDA)	6,812
Carry forward general activity (UDA)	-104
17/18 Contracted orthodontic activity (UOA)	0
Carry forward orthodontic activity (UOA)	0
Baseline contract value	£162,901.36

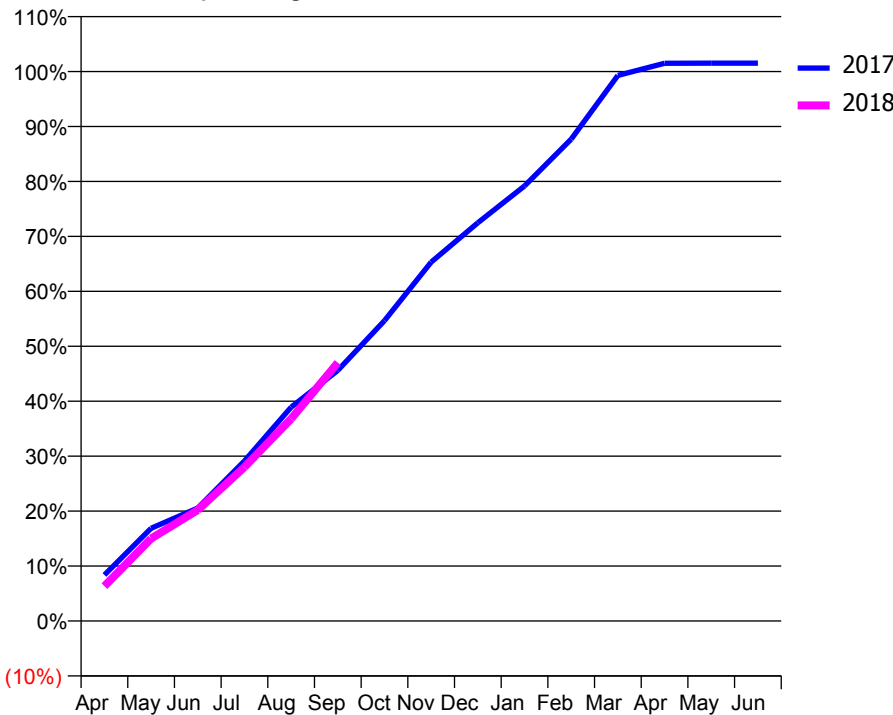
ACCESS*

Patients seen in 24 months	Total	Change since previous quarter
Quarter ending September 2016	2,374	
Quarter ending December 2016	2,392	→
Quarter ending March 2017	2,363	↓
Quarter ending June 2017	2,368	→
Quarter ending September 2017	2,340	↓
Variance since September 2016	(1.4%)	↓



ACTIVITY

Cumulative percentage of contracted UDA delivered 2017 & 2018



Month	Adjusted Scheduled Activity (UDA)	
	2017	2018
April	572	432
May	1,150	1,023
June	1,401	1,377
July	1,985	1,909
August	2,651	2,507
September	3,107	3,203
October	3,723	
November	4,450	
December	4,937	
January	5,393	
February	5,973	
March	6,764	
April	6,914	
May	6,916	
June	6,916	

QUALITY

	Quantity	Base Number	Contract	AT	Region	England
% of FP17s for the same patient ID Re-attending within 3 months - Children	13	278	4.7%	11.3%	11.4%	11.9%
% of FP17s for the same patient ID Re-attending within 3 months - Adults	106	1,418	7.5%	15.0%	15.7%	15.9%
% of FP17s for the same patient ID Re-attending between 3 & 9 months - Children	201	278	72.3%	57.7%	60.6%	58.1%
% of FP17s for the same patient ID Re-attending between 3 & 9 months - Adults	967	1,418	68.2%	48.5%	52.0%	50.6%
% of FP17s for Band 1 Urgent Courses	96	1,643	5.8%	9.7%	9.6%	9.1%
% of FP17s Relating to Free Repair or Replacements	3	1,643	0.2%	0.7%	0.7%	0.8%
% of FP17s Relating to Continuations	9	1,643	0.5%	0.8%	1.0%	1.1%
% of Patients satisfied with the dentistry they have received	6	6	N/A	92.7%	91.6%	91.4%
% of Patients satisfied with the time they had to wait for an appointment	6	6	N/A	89.7%	87.9%	87.7%

* This is based on patients treated on this contract for their most recent course of treatment. Figures in italics indicate the base number of FP17s or Patient Questionnaire responses are less than 100. N/A is shown where the base number of responses is less than 10 during the period. % is calculated as Quantity/Base number*100

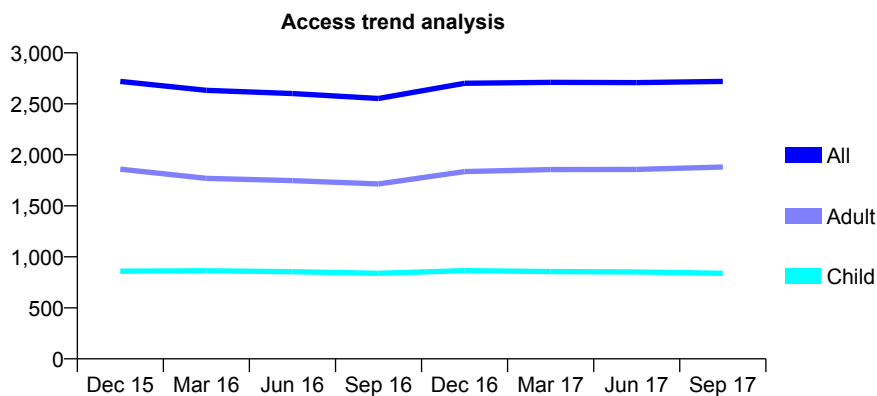
Q69 - Vital Signs At a Glance Contract Report for 578967/0001 - September 2017

Name or company name	MR AC COOKE
Contract type name	GDS Contract
Purpose of contract	General
Contract start date	01/04/2006
Contract end date	

17/18 Contracted general activity (UDA)	7,646
Carry forward general activity (UDA)	0
17/18 Contracted orthodontic activity (UOA)	0
Carry forward orthodontic activity (UOA)	0
Baseline contract value	£182,845.55

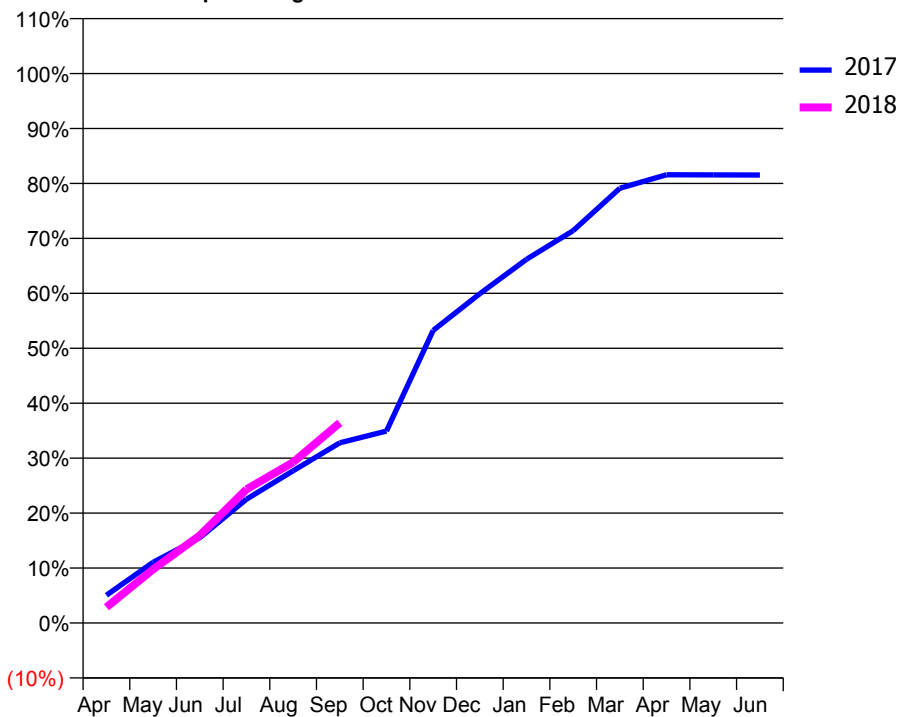
ACCESS*

Patients seen in 24 months	Total	Change since previous quarter
Quarter ending September 2016	2,552	
Quarter ending December 2016	2,701	↑
Quarter ending March 2017	2,711	→
Quarter ending June 2017	2,708	→
Quarter ending September 2017	2,719	→
Variance since September 2016	6.5%	↑



ACTIVITY

Cumulative percentage of contracted UDA delivered 2017 & 2018



Month	Adjusted Scheduled Activity (UDA)	
	2017	2018
April	387	219
May	845	746
June	1,186	1,218
July	1,722	1,859
August	2,117	2,237
September	2,507	2,785
October	2,671	
November	4,072	
December	4,582	
January	5,060	
February	5,460	
March	6,050	
April	6,238	
May	6,235	
June	6,234	

QUALITY

	Quantity	Base Number	Contract	AT	Region	England
% of FP17s for the same patient ID Re-attending within 3 months - Children	42	692	6.1%	11.3%	11.4%	11.9%
% of FP17s for the same patient ID Re-attending within 3 months - Adults	112	1,189	9.4%	15.0%	15.7%	15.9%
% of FP17s for the same patient ID Re-attending between 3 & 9 months - Children	499	692	72.1%	57.7%	60.6%	58.1%
% of FP17s for the same patient ID Re-attending between 3 & 9 months - Adults	682	1,189	57.4%	48.5%	52.0%	50.6%
% of FP17s for Band 1 Urgent Courses	163	1,754	9.3%	9.7%	9.6%	9.1%
% of FP17s Relating to Free Repair or Replacements	8	1,754	0.5%	0.7%	0.7%	0.8%
% of FP17s Relating to Continuations	1	1,754	0.1%	0.8%	1.0%	1.1%
% of Patients satisfied with the dentistry they have received	9	9	N/A	92.7%	91.6%	91.4%
% of Patients satisfied with the time they had to wait for an appointment	8	9	N/A	89.7%	87.9%	87.7%

* This is based on patients treated on this contract for their most recent course of treatment. Figures in italics indicate the base number of FP17s or Patient Questionnaire responses are less than 100. N/A is shown where the base number of responses is less than 10 during the period. % is calculated as Quantity/Base number*100

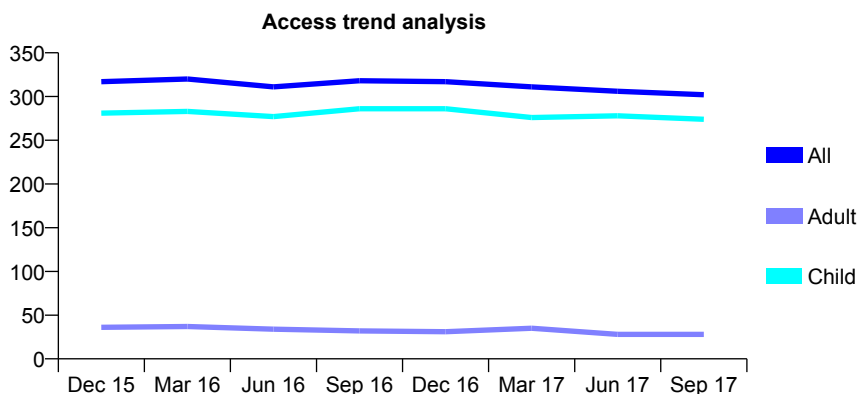
Q69 - Vital Signs At a Glance Contract Report for 630209/0001 - September 2017

Name or company name	MR CR NIXON
Contract type name	GDS Contract
Purpose of contract	General
Contract start date	01/04/2006
Contract end date	

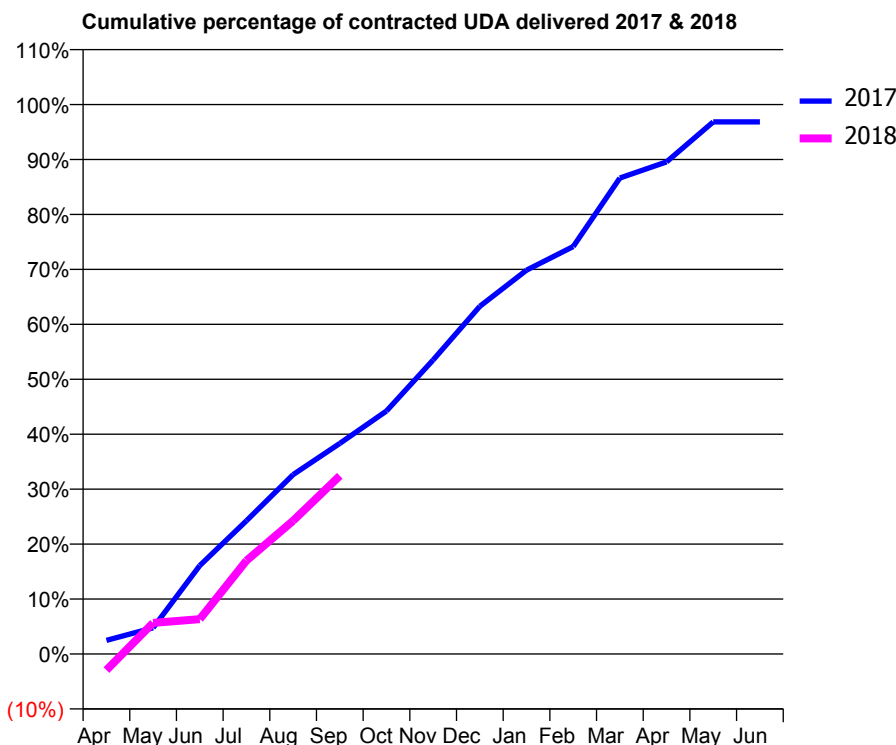
17/18 Contracted general activity (UDA)	441
Carry forward general activity (UDA)	14
17/18 Contracted orthodontic activity (UOA)	0
Carry forward orthodontic activity (UOA)	0
Baseline contract value	£10,267.13

ACCESS*

Patients seen in 24 months	Total	Change since previous quarter
Quarter ending September 2016	318	
Quarter ending December 2016	317	→
Quarter ending March 2017	311	↓
Quarter ending June 2017	306	↓
Quarter ending September 2017	302	↓
Variance since September 2016	(5.0%)	↓



ACTIVITY



Month	Adjusted Scheduled Activity (UDA)	
	2017	2018
April	11	-13
May	21	25
June	71	28
July	107	75
August	144	107
September	169	143
October	195	
November	236	
December	279	
January	308	
February	327	
March	382	
April	395	
May	427	
June	427	

QUALITY

	Quantity	Base Number	Contract	AT	Region	England
% of FP17s for the same patient ID Re-attending within 3 months - Children	4	187	2.1%	11.3%	11.4%	11.9%
% of FP17s for the same patient ID Re-attending within 3 months - Adults	0	5	0.0%	15.0%	15.7%	15.9%
% of FP17s for the same patient ID Re-attending between 3 & 9 months - Children	125	187	66.8%	57.7%	60.6%	58.1%
% of FP17s for the same patient ID Re-attending between 3 & 9 months - Adults	3	5	60.0%	48.5%	52.0%	50.6%
% of FP17s for Band 1 Urgent Courses	0	153	0.0%	9.7%	9.6%	9.1%
% of FP17s Relating to Free Repair or Replacements	0	153	0.0%	0.7%	0.7%	0.8%
% of FP17s Relating to Continuations	0	153	0.0%	0.8%	1.0%	1.1%
% of Patients satisfied with the dentistry they have received	0	0	N/A	92.7%	91.6%	91.4%
% of Patients satisfied with the time they had to wait for an appointment	0	0	N/A	89.7%	87.9%	87.7%

* This is based on patients treated on this contract for their most recent course of treatment. Figures in italics indicate the base number of FP17s or Patient Questionnaire responses are less than 100. N/A is shown where the base number of responses is less than 10 during the period. % is calculated as Quantity/Base number*100

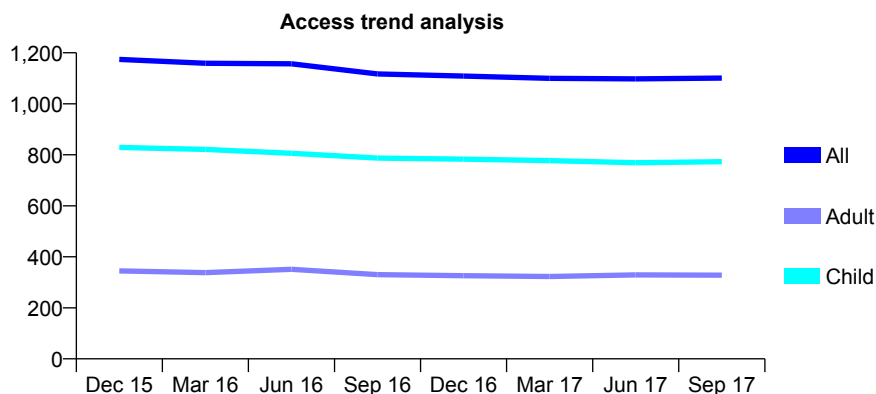
Q69 - Vital Signs At a Glance Contract Report for 630640/0001 - September 2017

Name or company name	MRS ME SHAW
Contract type name	GDS Contract
Purpose of contract	General
Contract start date	01/04/2006
Contract end date	

17/18 Contracted general activity (UDA)	2,164
Carry forward general activity (UDA)	0
17/18 Contracted orthodontic activity (UOA)	0
Carry forward orthodontic activity (UOA)	0
Baseline contract value	£47,644.45

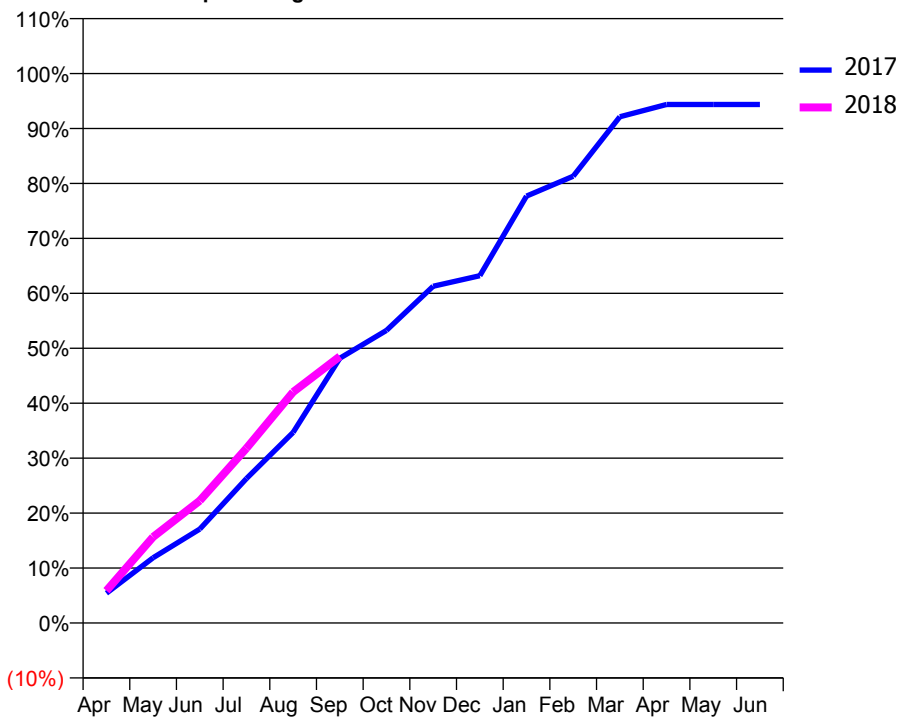
ACCESS*

Patients seen in 24 months	Total	Change since previous quarter
Quarter ending September 2016	1,117	
Quarter ending December 2016	1,109	→
Quarter ending March 2017	1,100	→
Quarter ending June 2017	1,098	→
Quarter ending September 2017	1,101	→
Variance since September 2016	(1.4%)	↓



ACTIVITY

Cumulative percentage of contracted UDA delivered 2017 & 2018



Month	Adjusted Scheduled Activity (UDA)	
	2017	2018
April	117	128
May	257	339
June	370	482
July	569	688
August	751	910
September	1,043	1,050
October	1,153	
November	1,326	
December	1,368	
January	1,681	
February	1,759	
March	1,994	
April	2,042	
May	2,042	
June	2,042	

QUALITY

	Quantity	Base Number	Contract	AT	Region	England
% of FP17s for the same patient ID Re-attending within 3 months - Children	31	690	4.5%	11.3%	11.4%	11.9%
% of FP17s for the same patient ID Re-attending within 3 months - Adults	8	187	4.3%	15.0%	15.7%	15.9%
% of FP17s for the same patient ID Re-attending between 3 & 9 months - Children	503	690	72.9%	57.7%	60.6%	58.1%
% of FP17s for the same patient ID Re-attending between 3 & 9 months - Adults	103	187	55.1%	48.5%	52.0%	50.6%
% of FP17s for Band 1 Urgent Courses	14	837	1.7%	9.7%	9.6%	9.1%
% of FP17s Relating to Free Repair or Replacements	1	837	0.1%	0.7%	0.7%	0.8%
% of FP17s Relating to Continuations	0	837	0.0%	0.8%	1.0%	1.1%
% of Patients satisfied with the dentistry they have received	1	1	N/A	92.7%	91.6%	91.4%
% of Patients satisfied with the time they had to wait for an appointment	1	1	N/A	89.7%	87.9%	87.7%

* This is based on patients treated on this contract for their most recent course of treatment. Figures in italics indicate the base number of FP17s or Patient Questionnaire responses are less than 100. N/A is shown where the base number of responses is less than 10 during the period. % is calculated as Quantity/Base number*100

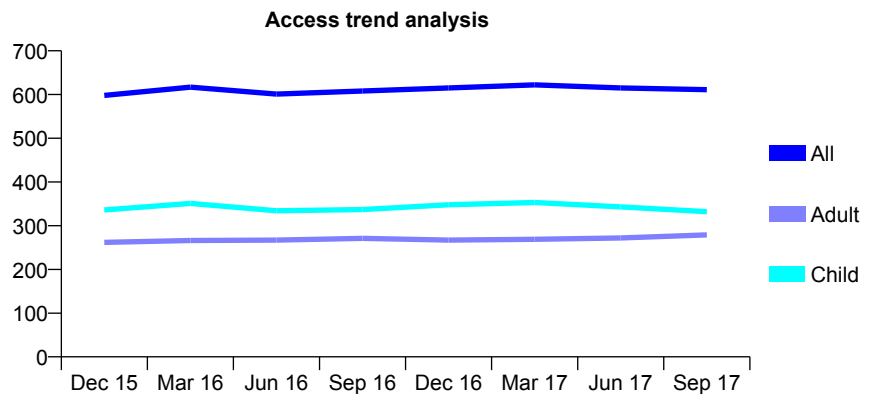
Q69 - Vital Signs At a Glance Contract Report for 631043/0001 - September 2017

Name or company name	MR PR COLLINS
Contract type name	GDS Contract
Purpose of contract	General
Contract start date	01/04/2006
Contract end date	

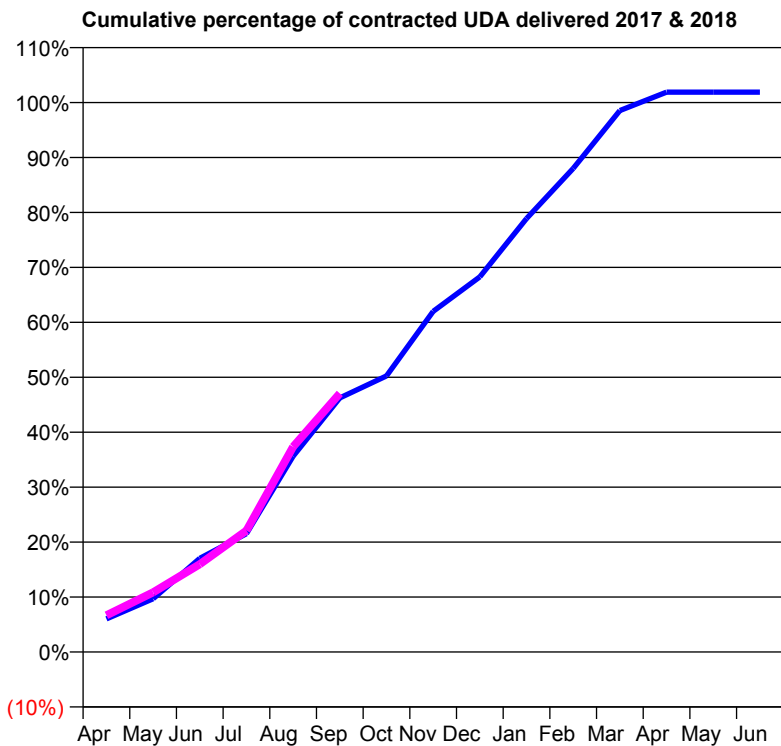
17/18 Contracted general activity (UDA)	1,226
Carry forward general activity (UDA)	-23
17/18 Contracted orthodontic activity (UOA)	0
Carry forward orthodontic activity (UOA)	0
Baseline contract value	£31,430.11

ACCESS*

Patients seen in 24 months	Total	Change since previous quarter
Quarter ending September 2016	608	
Quarter ending December 2016	615	→
Quarter ending March 2017	622	→
Quarter ending June 2017	615	↓
Quarter ending September 2017	611	→
Variance since September 2016	0.5%	→



ACTIVITY



Month	Adjusted Scheduled Activity (UDA)	
	2017	2018
April	74	82
May	119	133
June	209	196
July	264	271
August	437	458
September	567	577
October	616	
November	760	
December	837	
January	967	
February	1,079	
March	1,208	
April	1,249	
May	1,249	
June	1,249	

QUALITY

	Quantity	Base Number	Contract	AT	Region	England
% of FP17s for the same patient ID Re-attending within 3 months - Children	6	222	2.7%	11.3%	11.4%	11.9%
% of FP17s for the same patient ID Re-attending within 3 months - Adults	8	126	6.3%	15.0%	15.7%	15.9%
% of FP17s for the same patient ID Re-attending between 3 & 9 months - Children	115	222	51.8%	57.7%	60.6%	58.1%
% of FP17s for the same patient ID Re-attending between 3 & 9 months - Adults	65	126	51.6%	48.5%	52.0%	50.6%
% of FP17s for Band 1 Urgent Courses	0	321	0.0%	9.7%	9.6%	9.1%
% of FP17s Relating to Free Repair or Replacements	0	321	0.0%	0.7%	0.7%	0.8%
% of FP17s Relating to Continuations	2	321	0.6%	0.8%	1.0%	1.1%
% of Patients satisfied with the dentistry they have received	1	1	N/A	92.7%	91.6%	91.4%
% of Patients satisfied with the time they had to wait for an appointment	1	1	N/A	89.7%	87.9%	87.7%

* This is based on patients treated on this contract for their most recent course of treatment. Figures in italics indicate the base number of FP17s or Patient Questionnaire responses are less than 100. N/A is shown where the base number of responses is less than 10 during the period. % is calculated as Quantity/Base number*100

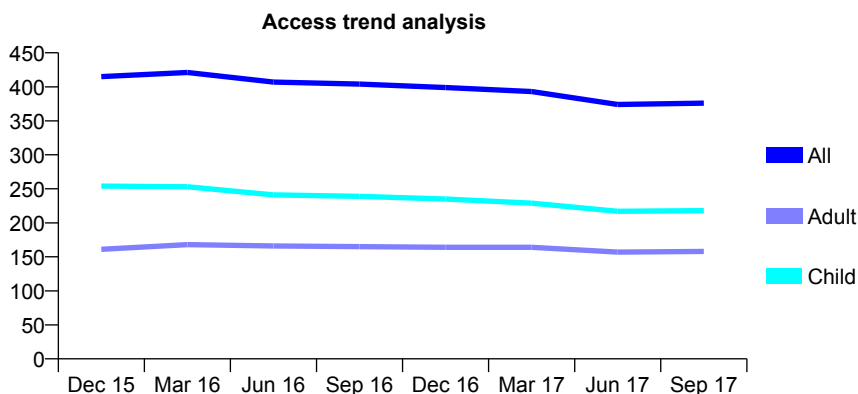
Q69 - Vital Signs At a Glance Contract Report for 631582/0001 - September 2017

Name or company name	MR NM GOLDSMITH
Contract type name	GDS Contract
Purpose of contract	General
Contract start date	01/04/2006
Contract end date	

17/18 Contracted general activity (UDA)	758
Carry forward general activity (UDA)	0
17/18 Contracted orthodontic activity (UOA)	0
Carry forward orthodontic activity (UOA)	0
Baseline contract value	£20,877.65

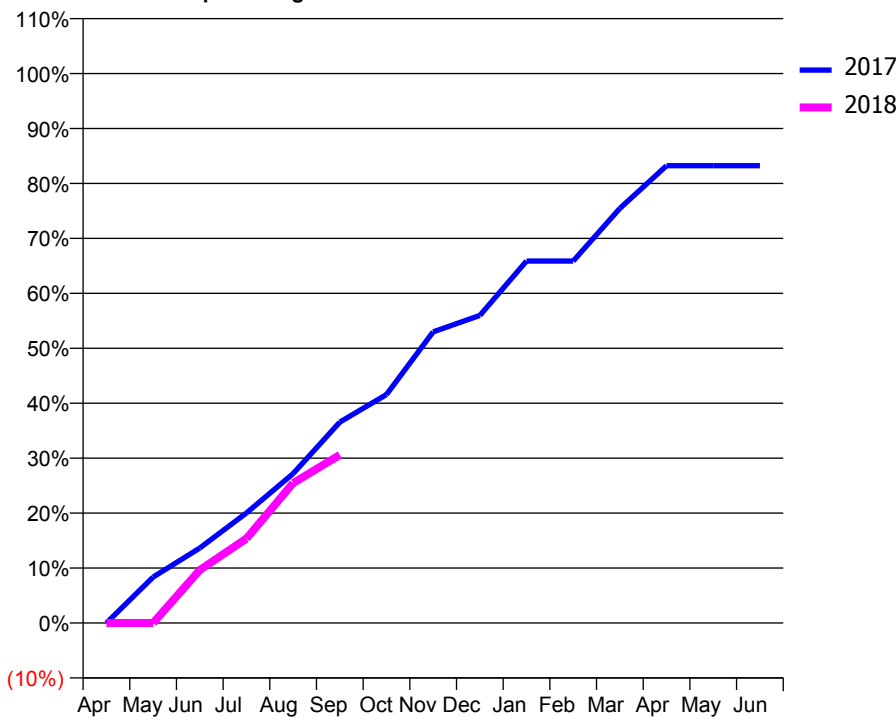
ACCESS*

Patients seen in 24 months	Total	Change since previous quarter
Quarter ending September 2016	404	
Quarter ending December 2016	399	↓
Quarter ending March 2017	393	↓
Quarter ending June 2017	374	↓
Quarter ending September 2017	376	→
Variance since September 2016	(6.9%)	↓



ACTIVITY

Cumulative percentage of contracted UDA delivered 2017 & 2018



Adjusted Scheduled Activity (UDA)

Month	2017	2018
April	0	0
May	63	0
June	103	73
July	152	117
August	206	193
September	277	232
October	315	
November	402	
December	424	
January	499	
February	499	
March	572	
April	631	
May	631	
June	631	

QUALITY

	Quantity	Base Number	Contract	AT	Region	England
% of FP17s for the same patient ID Re-attending within 3 months - Children	9	181	5.0%	11.3%	11.4%	11.9%
% of FP17s for the same patient ID Re-attending within 3 months - Adults	2	79	2.5%	15.0%	15.7%	15.9%
% of FP17s for the same patient ID Re-attending between 3 & 9 months - Children	127	181	70.2%	57.7%	60.6%	58.1%
% of FP17s for the same patient ID Re-attending between 3 & 9 months - Adults	50	79	63.3%	48.5%	52.0%	50.6%
% of FP17s for Band 1 Urgent Courses	9	214	4.2%	9.7%	9.6%	9.1%
% of FP17s Relating to Free Repair or Replacements	0	214	0.0%	0.7%	0.7%	0.8%
% of FP17s Relating to Continuations	2	214	0.9%	0.8%	1.0%	1.1%
% of Patients satisfied with the dentistry they have received	1	1	N/A	92.7%	91.6%	91.4%
% of Patients satisfied with the time they had to wait for an appointment	1	1	N/A	89.7%	87.9%	87.7%

* This is based on patients treated on this contract for their most recent course of treatment. Figures in italics indicate the base number of FP17s or Patient Questionnaire responses are less than 100. N/A is shown where the base number of responses is less than 10 during the period. % is calculated as Quantity/Base number*100

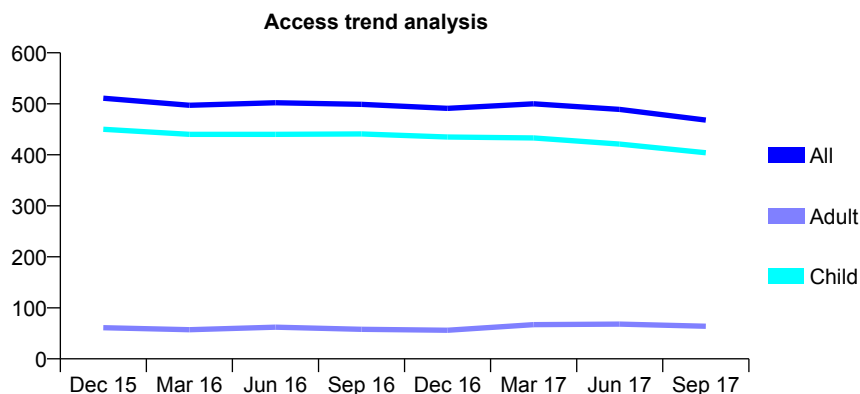
Q69 - Vital Signs At a Glance Contract Report for 632635/0001 - September 2017

Name or company name	MR GJ BLANCHARD
Contract type name	GDS Contract
Purpose of contract	General
Contract start date	04/11/2006
Contract end date	

17/18 Contracted general activity (UDA)	846
Carry forward general activity (UDA)	-1
17/18 Contracted orthodontic activity (UOA)	0
Carry forward orthodontic activity (UOA)	0
Baseline contract value	£15,430.93

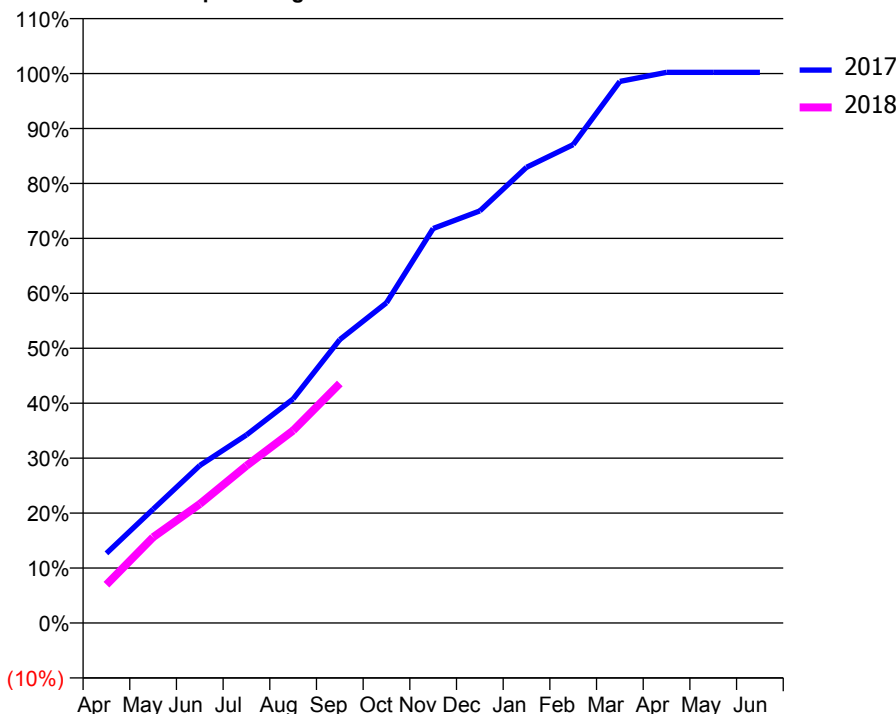
ACCESS*

Patients seen in 24 months	Total	Change since previous quarter
Quarter ending September 2016	499	
Quarter ending December 2016	491	↓
Quarter ending March 2017	500	→
Quarter ending June 2017	489	↓
Quarter ending September 2017	468	↓
Variance since September 2016	(6.2%)	↓



ACTIVITY

Cumulative percentage of contracted UDA delivered 2017 & 2018



Adjusted Scheduled Activity (UDA)

Month	2017	2018
April	107	59
May	175	132
June	243	183
July	290	242
August	345	296
September	436	369
October	493	
November	607	
December	634	
January	702	
February	737	
March	834	
April	848	
May	848	
June	848	

QUALITY

	Quantity	Base Number	Contract	AT	Region	England
% of FP17s for the same patient ID Re-attending within 3 months - Children	7	301	2.3%	11.3%	11.4%	11.9%
% of FP17s for the same patient ID Re-attending within 3 months - Adults	1	17	5.9%	15.0%	15.7%	15.9%
% of FP17s for the same patient ID Re-attending between 3 & 9 months - Children	180	301	59.8%	57.7%	60.6%	58.1%
% of FP17s for the same patient ID Re-attending between 3 & 9 months - Adults	8	17	47.1%	48.5%	52.0%	50.6%
% of FP17s for Band 1 Urgent Courses	4	311	1.3%	9.7%	9.6%	9.1%
% of FP17s Relating to Free Repair or Replacements	0	311	0.0%	0.7%	0.7%	0.8%
% of FP17s Relating to Continuations	0	311	0.0%	0.8%	1.0%	1.1%
% of Patients satisfied with the dentistry they have received	0	0	N/A	92.7%	91.6%	91.4%
% of Patients satisfied with the time they had to wait for an appointment	0	0	N/A	89.7%	87.9%	87.7%

* This is based on patients treated on this contract for their most recent course of treatment. Figures in italics indicate the base number of FP17s or Patient Questionnaire responses are less than 100. N/A is shown where the base number of responses is less than 10 during the period. % is calculated as Quantity/Base number*100

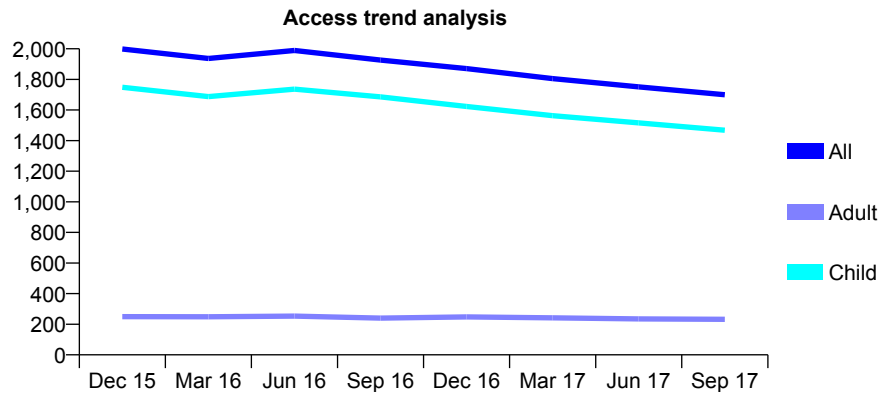
Q69 - Vital Signs At a Glance Contract Report for 641464/0004 - September 2017

Name or company name	MR RJ DENVILLE
Contract type name	GDS Contract
Purpose of contract	General
Contract start date	02/06/2012
Contract end date	

17/18 Contracted general activity (UDA)	4,414
Carry forward general activity (UDA)	-87
17/18 Contracted orthodontic activity (UOA)	0
Carry forward orthodontic activity (UOA)	0
Baseline contract value	£98,773.77

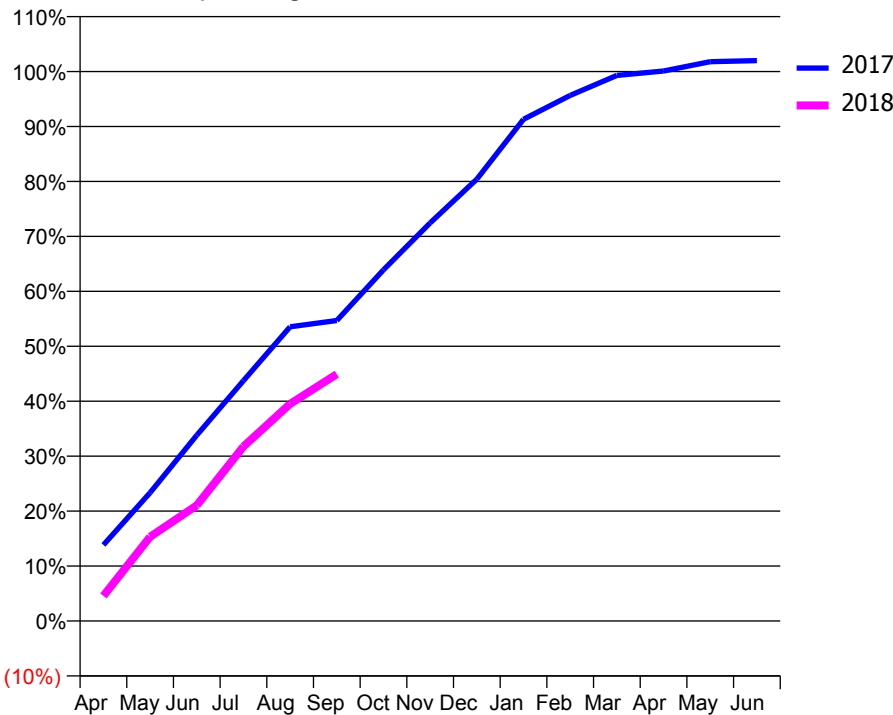
ACCESS*

Patients seen in 24 months	Total	Change since previous quarter
Quarter ending September 2016	1,926	
Quarter ending December 2016	1,871	↓
Quarter ending March 2017	1,805	↓
Quarter ending June 2017	1,751	↓
Quarter ending September 2017	1,700	↓
Variance since September 2016	(11.7%)	↓



ACTIVITY

Cumulative percentage of contracted UDA delivered 2017 & 2018



Month	Adjusted Scheduled Activity (UDA)	
	2017	2018
April	611	202
May	1,031	677
June	1,492	929
July	1,930	1,401
August	2,363	1,744
September	2,413	1,983
October	2,820	
November	3,198	
December	3,549	
January	4,030	
February	4,222	
March	4,382	
April	4,418	
May	4,493	
June	4,501	

QUALITY

	Quantity	Base Number	Contract	AT	Region	England
% of FP17s for the same patient ID Re-attending within 3 months - Children	92	1,203	7.6%	11.3%	11.4%	11.9%
% of FP17s for the same patient ID Re-attending within 3 months - Adults	4	49	8.2%	15.0%	15.7%	15.9%
% of FP17s for the same patient ID Re-attending between 3 & 9 months - Children	771	1,203	64.1%	57.7%	60.6%	58.1%
% of FP17s for the same patient ID Re-attending between 3 & 9 months - Adults	26	49	53.1%	48.5%	52.0%	50.6%
% of FP17s for Band 1 Urgent Courses	32	1,099	2.9%	9.7%	9.6%	9.1%
% of FP17s Relating to Free Repair or Replacements	0	1,099	0.0%	0.7%	0.7%	0.8%
% of FP17s Relating to Continuations	0	1,099	0.0%	0.8%	1.0%	1.1%
% of Patients satisfied with the dentistry they have received	2	2	N/A	92.7%	91.6%	91.4%
% of Patients satisfied with the time they had to wait for an appointment	2	2	N/A	89.7%	87.9%	87.7%

* This is based on patients treated on this contract for their most recent course of treatment. Figures in italics indicate the base number of FP17s or Patient Questionnaire responses are less than 100. N/A is shown where the base number of responses is less than 10 during the period. % is calculated as Quantity/Base number*100

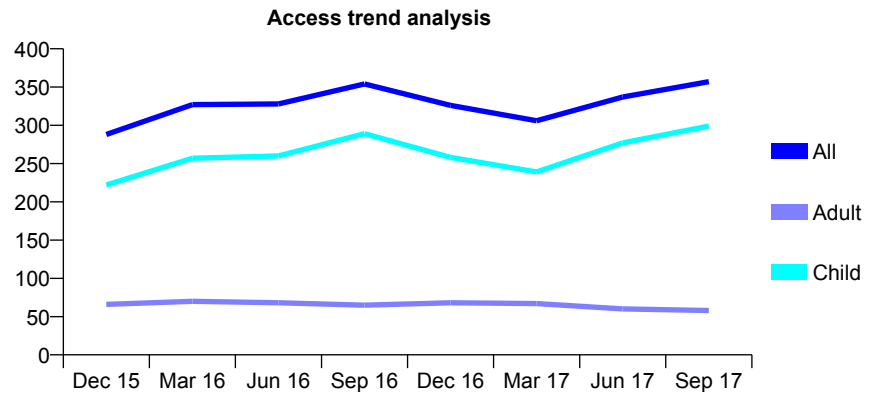
Q69 - Vital Signs At a Glance Contract Report for 642215/0001 - September 2017

Name or company name	MISS EH NICHOLS
Contract type name	GDS Contract
Purpose of contract	General
Contract start date	01/04/2006
Contract end date	

17/18 Contracted general activity (UDA)	500
Carry forward general activity (UDA)	-10
17/18 Contracted orthodontic activity (UOA)	0
Carry forward orthodontic activity (UOA)	0
Baseline contract value	£11,691.08

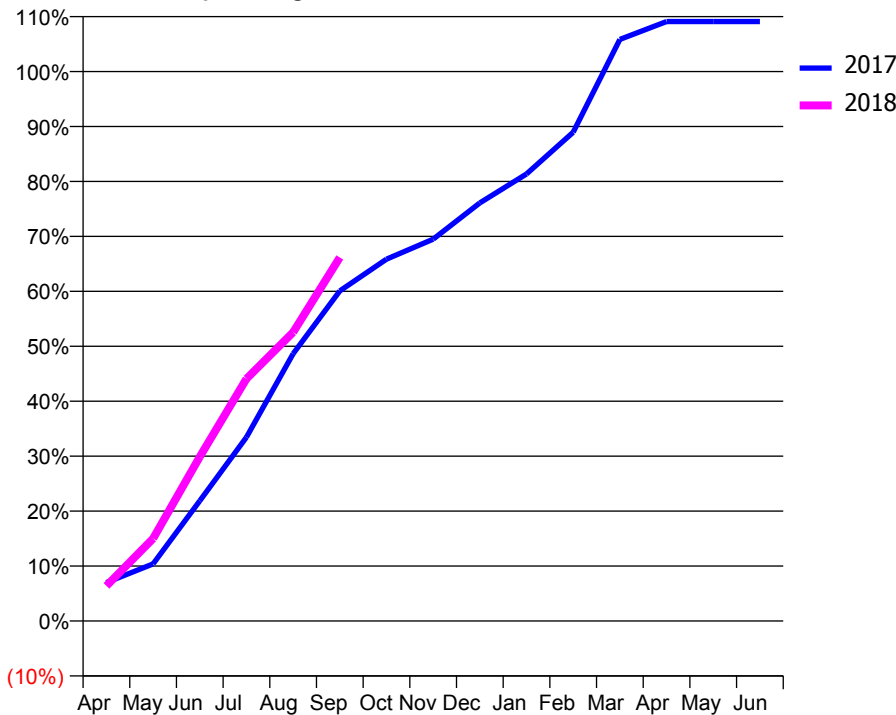
ACCESS*

Patients seen in 24 months	Total	Change since previous quarter
Quarter ending September 2016	354	
Quarter ending December 2016	326	↓
Quarter ending March 2017	306	↓
Quarter ending June 2017	337	↑
Quarter ending September 2017	357	↑
Variance since September 2016	0.8%	→



ACTIVITY

Cumulative percentage of contracted UDA delivered 2017 & 2018



Month	Adjusted Scheduled Activity (UDA)	
	2017	2018
April	35	32
May	52	75
June	109	149
July	167	220
August	243	263
September	300	331
October	329	
November	347	
December	380	
January	407	
February	445	
March	529	
April	545	
May	545	
June	545	

QUALITY

	Quantity	Base Number	Contract	AT	Region	England
% of FP17s for the same patient ID Re-attending within 3 months - Children	14	243	5.8%	11.3%	11.4%	11.9%
% of FP17s for the same patient ID Re-attending within 3 months - Adults	0	10	0.0%	15.0%	15.7%	15.9%
% of FP17s for the same patient ID Re-attending between 3 & 9 months - Children	81	243	33.3%	57.7%	60.6%	58.1%
% of FP17s for the same patient ID Re-attending between 3 & 9 months - Adults	5	10	50.0%	48.5%	52.0%	50.6%
% of FP17s for Band 1 Urgent Courses	9	241	3.7%	9.7%	9.6%	9.1%
% of FP17s Relating to Free Repair or Replacements	0	241	0.0%	0.7%	0.7%	0.8%
% of FP17s Relating to Continuations	0	241	0.0%	0.8%	1.0%	1.1%
% of Patients satisfied with the dentistry they have received	1	1	N/A	92.7%	91.6%	91.4%
% of Patients satisfied with the time they had to wait for an appointment	1	1	N/A	89.7%	87.9%	87.7%

* This is based on patients treated on this contract for their most recent course of treatment. Figures in italics indicate the base number of FP17s or Patient Questionnaire responses are less than 100. N/A is shown where the base number of responses is less than 10 during the period. % is calculated as Quantity/Base number*100

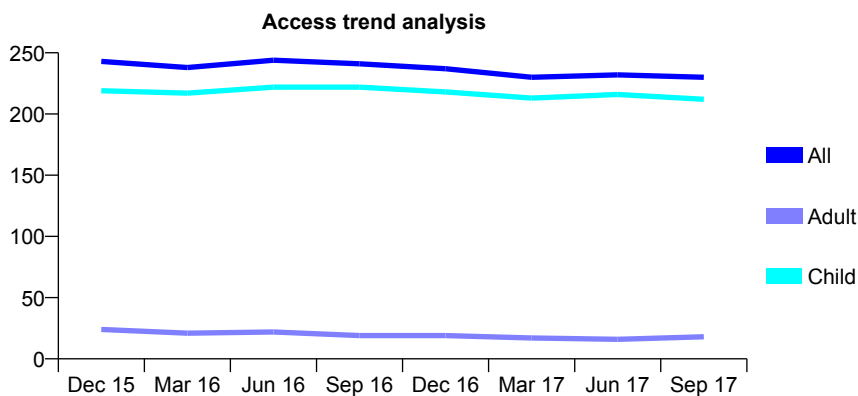
Q69 - Vital Signs At a Glance Contract Report for 644188/0001 - September 2017

Name or company name	MR PC CHEN
Contract type name	GDS Contract
Purpose of contract	General
Contract start date	01/04/2006
Contract end date	

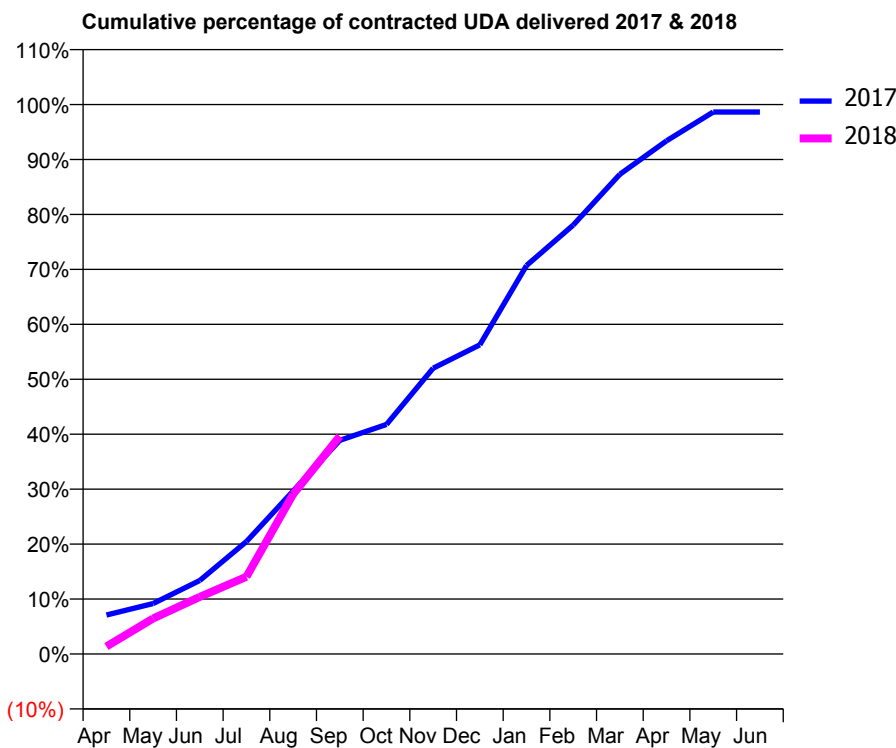
17/18 Contracted general activity (UDA)	381
Carry forward general activity (UDA)	6
17/18 Contracted orthodontic activity (UOA)	0
Carry forward orthodontic activity (UOA)	0
Baseline contract value	£9,111.20

ACCESS*

Patients seen in 24 months	Total	Change since previous quarter
Quarter ending September 2016	241	
Quarter ending December 2016	237	↓
Quarter ending March 2017	230	↓
Quarter ending June 2017	232	→
Quarter ending September 2017	230	→
Variance since September 2016	(4.6%)	↓



ACTIVITY



Adjusted Scheduled Activity (UDA)		
Month	2017	2018
April	27	5
May	35	25
June	51	40
July	78	54
August	113	111
September	148	151
October	159	
November	198	
December	214	
January	269	
February	297	
March	333	
April	356	
May	376	
June	376	

QUALITY

	Quantity	Base Number	Contract	AT	Region	England
% of FP17s for the same patient ID Re-attending within 3 months - Children	11	151	7.3%	11.3%	11.4%	11.9%
% of FP17s for the same patient ID Re-attending within 3 months - Adults	0	2	0.0%	15.0%	15.7%	15.9%
% of FP17s for the same patient ID Re-attending between 3 & 9 months - Children	95	151	62.9%	57.7%	60.6%	58.1%
% of FP17s for the same patient ID Re-attending between 3 & 9 months - Adults	2	2	100.0%	48.5%	52.0%	50.6%
% of FP17s for Band 1 Urgent Courses	5	120	4.2%	9.7%	9.6%	9.1%
% of FP17s Relating to Free Repair or Replacements	0	120	0.0%	0.7%	0.7%	0.8%
% of FP17s Relating to Continuations	0	120	0.0%	0.8%	1.0%	1.1%
% of Patients satisfied with the dentistry they have received	1	1	N/A	92.7%	91.6%	91.4%
% of Patients satisfied with the time they had to wait for an appointment	1	1	N/A	89.7%	87.9%	87.7%

* This is based on patients treated on this contract for their most recent course of treatment. Figures in italics indicate the base number of FP17s or Patient Questionnaire responses are less than 100. N/A is shown where the base number of responses is less than 10 during the period. % is calculated as Quantity/Base number*100

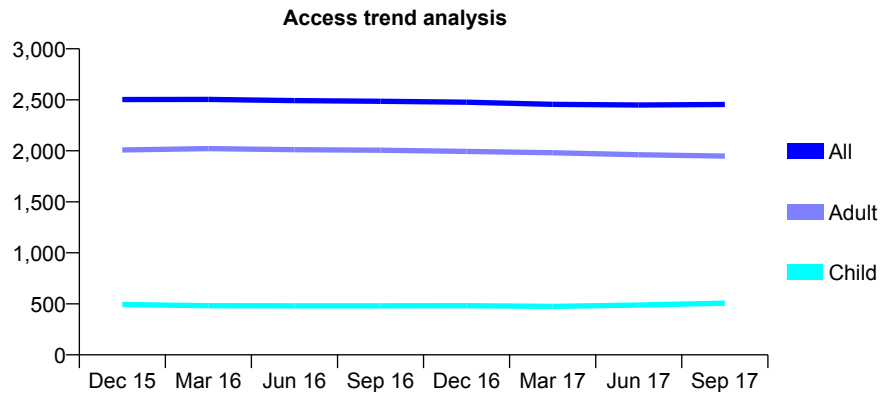
Q69 - Vital Signs At a Glance Contract Report for 648744/0001 - September 2017

Name or company name	MR NV BADIANI
Contract type name	GDS Contract
Purpose of contract	General
Contract start date	01/04/2006
Contract end date	

17/18 Contracted general activity (UDA)	5,082
Carry forward general activity (UDA)	-74
17/18 Contracted orthodontic activity (UOA)	0
Carry forward orthodontic activity (UOA)	0
Baseline contract value	£125,032.23

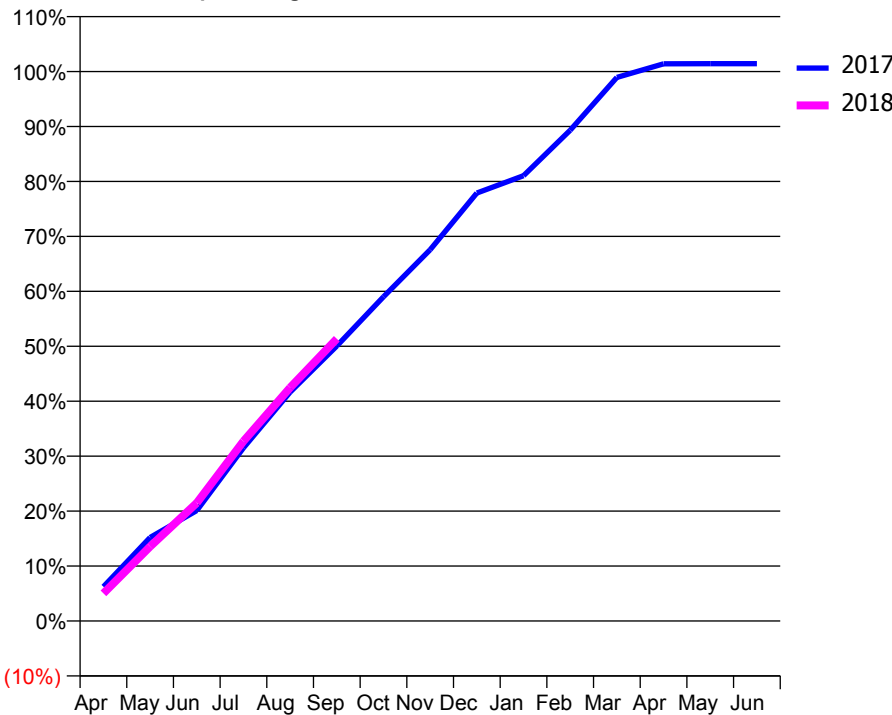
ACCESS*

Patients seen in 24 months	Total	Change since previous quarter
Quarter ending September 2016	2,486	
Quarter ending December 2016	2,476	→
Quarter ending March 2017	2,456	→
Quarter ending June 2017	2,449	→
Quarter ending September 2017	2,454	→
Variance since September 2016	(1.3%)	↓



ACTIVITY

Cumulative percentage of contracted UDA delivered 2017 & 2018



Month	Adjusted Scheduled Activity (UDA)	
	2017	2018
April	330	256
May	803	689
June	1,062	1,092
July	1,665	1,663
August	2,202	2,159
September	2,646	2,611
October	3,118	
November	3,571	
December	4,116	
January	4,283	
February	4,720	
March	5,228	
April	5,358	
May	5,360	
June	5,360	

QUALITY

	Quantity	Base Number	Contract	AT	Region	England
% of FP17s for the same patient ID Re-attending within 3 months - Children	16	381	4.2%	11.3%	11.4%	11.9%
% of FP17s for the same patient ID Re-attending within 3 months - Adults	140	1,198	11.7%	15.0%	15.7%	15.9%
% of FP17s for the same patient ID Re-attending between 3 & 9 months - Children	208	381	54.6%	57.7%	60.6%	58.1%
% of FP17s for the same patient ID Re-attending between 3 & 9 months - Adults	524	1,198	43.7%	48.5%	52.0%	50.6%
% of FP17s for Band 1 Urgent Courses	248	1,492	16.6%	9.7%	9.6%	9.1%
% of FP17s Relating to Free Repair or Replacements	0	1,492	0.0%	0.7%	0.7%	0.8%
% of FP17s Relating to Continuations	2	1,492	0.1%	0.8%	1.0%	1.1%
% of Patients satisfied with the dentistry they have received	6	6	N/A	92.7%	91.6%	91.4%
% of Patients satisfied with the time they had to wait for an appointment	6	6	N/A	89.7%	87.9%	87.7%

* This is based on patients treated on this contract for their most recent course of treatment. Figures in italics indicate the base number of FP17s or Patient Questionnaire responses are less than 100. N/A is shown where the base number of responses is less than 10 during the period. % is calculated as Quantity/Base number*100

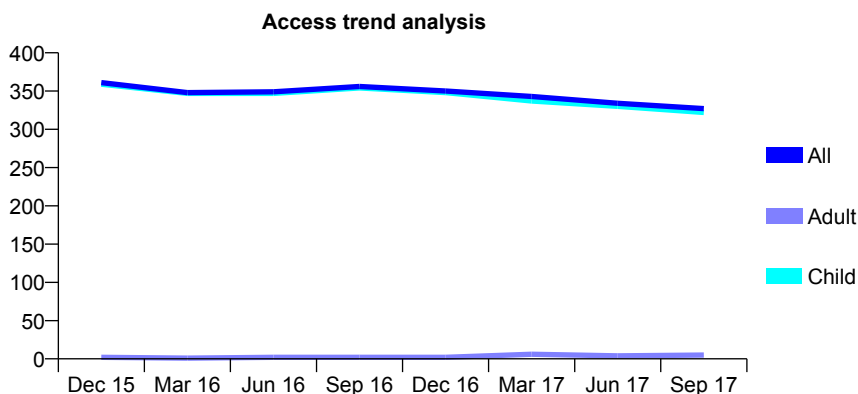
Q69 - Vital Signs At a Glance Contract Report for 649988/0001 - September 2017

Name or company name	MISS SE MACGILLIVRAY
Contract type name	GDS Contract
Purpose of contract	General
Contract start date	01/04/2006
Contract end date	

17/18 Contracted general activity (UDA)	550
Carry forward general activity (UDA)	-11
17/18 Contracted orthodontic activity (UOA)	0
Carry forward orthodontic activity (UOA)	0
Baseline contract value	£13,098.84

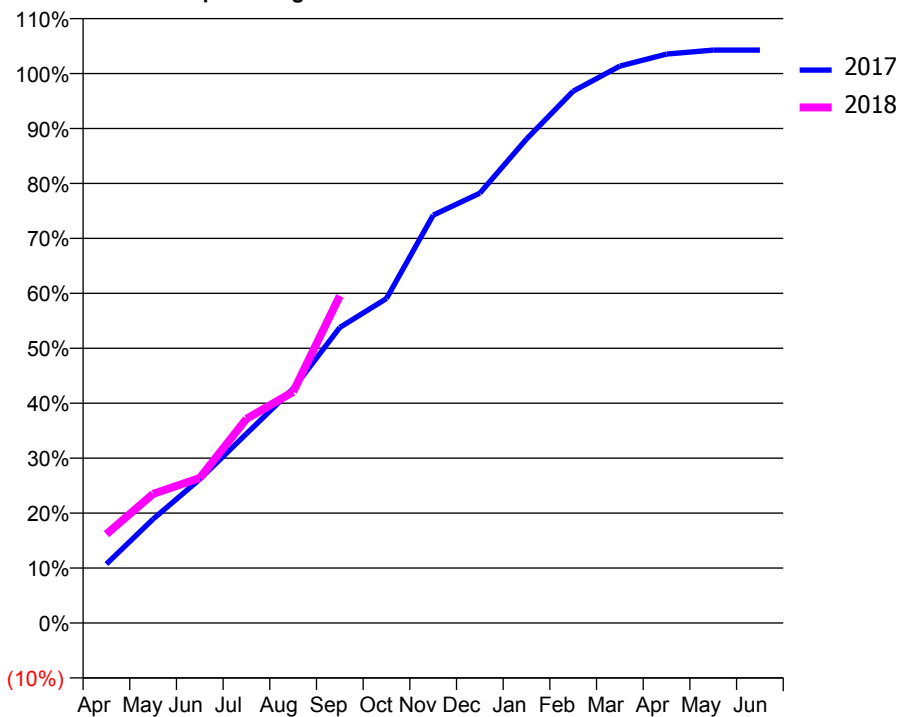
ACCESS*

Patients seen in 24 months	Total	Change since previous quarter
Quarter ending September 2016	356	
Quarter ending December 2016	350	↓
Quarter ending March 2017	343	↓
Quarter ending June 2017	334	↓
Quarter ending September 2017	327	↓
Variance since September 2016	(8.1%)	↓



ACTIVITY

Cumulative percentage of contracted UDA delivered 2017 & 2018



Month	Adjusted Scheduled Activity (UDA)	
	2017	2018
April	59	89
May	104	129
June	144	145
July	189	204
August	235	231
September	296	327
October	325	
November	408	
December	430	
January	484	
February	532	
March	557	
April	569	
May	573	
June	573	

QUALITY

	Quantity	Base Number	Contract	AT	Region	England
% of FP17s for the same patient ID Re-attending within 3 months - Children	22	271	8.1%	11.3%	11.4%	11.9%
% of FP17s for the same patient ID Re-attending within 3 months - Adults	0	0	N/A	15.0%	15.7%	15.9%
% of FP17s for the same patient ID Re-attending between 3 & 9 months - Children	188	271	69.4%	57.7%	60.6%	58.1%
% of FP17s for the same patient ID Re-attending between 3 & 9 months - Adults	0	0	N/A	48.5%	52.0%	50.6%
% of FP17s for Band 1 Urgent Courses	2	258	0.8%	9.7%	9.6%	9.1%
% of FP17s Relating to Free Repair or Replacements	0	258	0.0%	0.7%	0.7%	0.8%
% of FP17s Relating to Continuations	0	258	0.0%	0.8%	1.0%	1.1%
% of Patients satisfied with the dentistry they have received	4	4	N/A	92.7%	91.6%	91.4%
% of Patients satisfied with the time they had to wait for an appointment	3	4	N/A	89.7%	87.9%	87.7%

* This is based on patients treated on this contract for their most recent course of treatment. Figures in italics indicate the base number of FP17s or Patient Questionnaire responses are less than 100. N/A is shown where the base number of responses is less than 10 during the period. % is calculated as Quantity/Base number*100

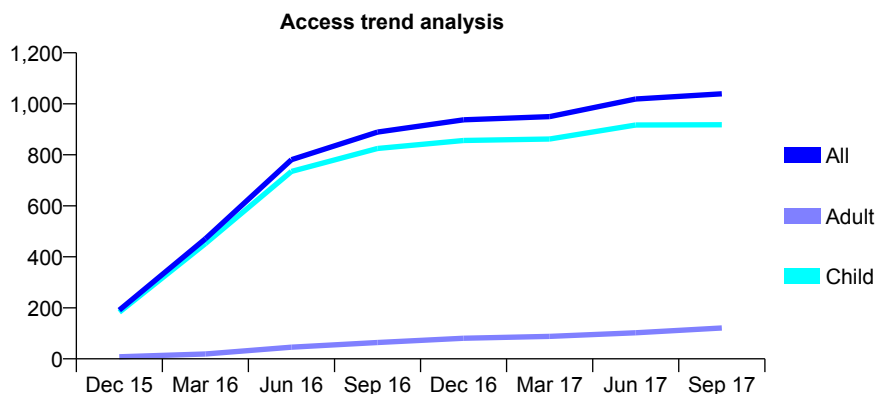
Q69 - Vital Signs At a Glance Contract Report for 660361/0002 - September 2017

Name or company name	MRS SK RAJANI
Contract type name	GDS Contract
Purpose of contract	General
Contract start date	01/09/2015
Contract end date	

17/18 Contracted general activity (UDA)	1,803
Carry forward general activity (UDA)	-36
17/18 Contracted orthodontic activity (UOA)	0
Carry forward orthodontic activity (UOA)	0
Baseline contract value	£36,466.12

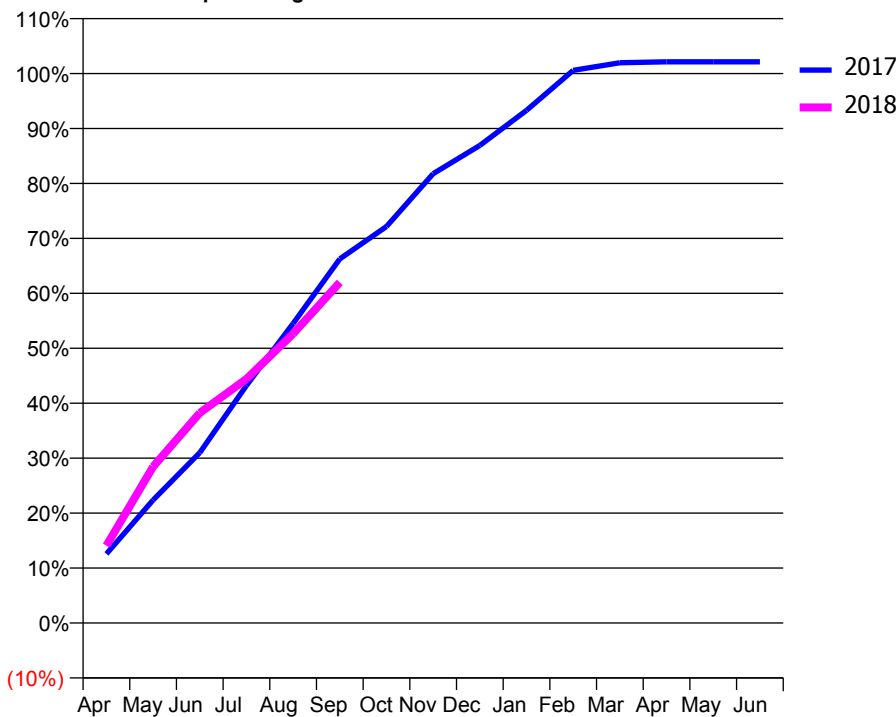
ACCESS*

Patients seen in 24 months	Total	Change since previous quarter
Quarter ending September 2016	889	
Quarter ending December 2016	937	↑
Quarter ending March 2017	950	→
Quarter ending June 2017	1,019	↑
Quarter ending September 2017	1,039	→
Variance since September 2016	16.9%	↑



ACTIVITY

Cumulative percentage of contracted UDA delivered 2017 & 2018



Month	Adjusted Scheduled Activity (UDA)	
	2017	2018
April	227	254
May	404	513
June	559	689
July	780	801
August	983	949
September	1,195	1,118
October	1,301	
November	1,474	
December	1,567	
January	1,682	
February	1,813	
March	1,838	
April	1,841	
May	1,841	
June	1,841	

QUALITY

	Quantity	Base Number	Contract	AT	Region	England
% of FP17s for the same patient ID Re-attending within 3 months - Children	34	751	4.5%	11.3%	11.4%	11.9%
% of FP17s for the same patient ID Re-attending within 3 months - Adults	1	40	2.5%	15.0%	15.7%	15.9%
% of FP17s for the same patient ID Re-attending between 3 & 9 months - Children	366	751	48.7%	57.7%	60.6%	58.1%
% of FP17s for the same patient ID Re-attending between 3 & 9 months - Adults	17	40	42.5%	48.5%	52.0%	50.6%
% of FP17s for Band 1 Urgent Courses	9	790	1.1%	9.7%	9.6%	9.1%
% of FP17s Relating to Free Repair or Replacements	0	790	0.0%	0.7%	0.7%	0.8%
% of FP17s Relating to Continuations	7	790	0.9%	0.8%	1.0%	1.1%
% of Patients satisfied with the dentistry they have received	0	1	N/A	92.7%	91.6%	91.4%
% of Patients satisfied with the time they had to wait for an appointment	0	1	N/A	89.7%	87.9%	87.7%

* This is based on patients treated on this contract for their most recent course of treatment. Figures in italics indicate the base number of FP17s or Patient Questionnaire responses are less than 100. N/A is shown where the base number of responses is less than 10 during the period. % is calculated as Quantity/Base number*100

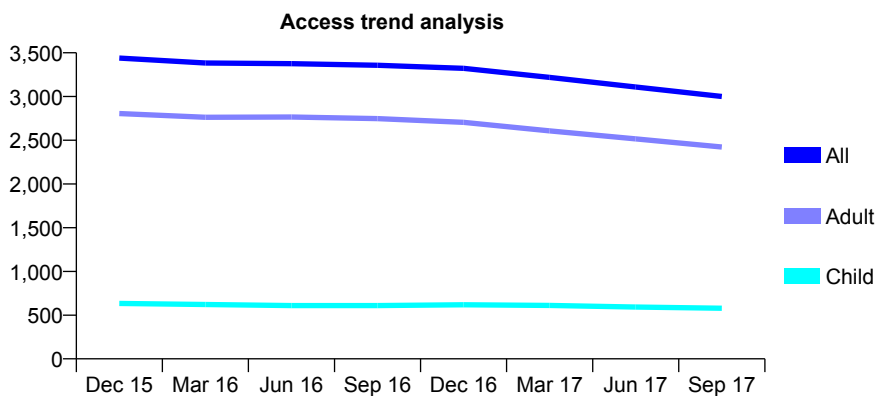
Q69 - Vital Signs At a Glance Contract Report for 673927/0001 - September 2017

Name or company name	MR DG DUGGAN
Contract type name	GDS Contract
Purpose of contract	General
Contract start date	01/04/2006
Contract end date	

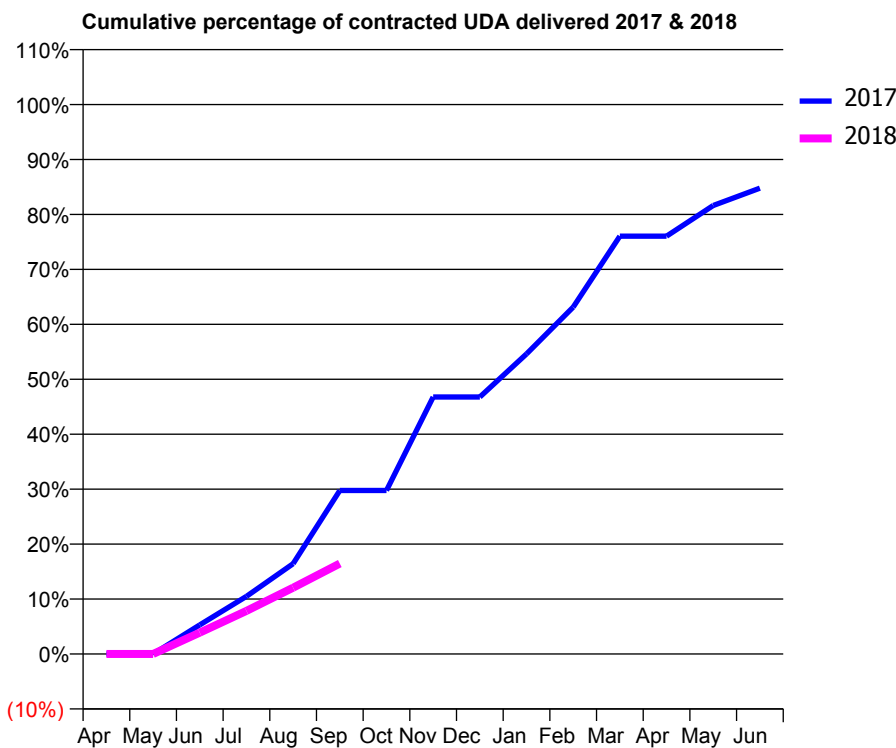
17/18 Contracted general activity (UDA)	11,284
Carry forward general activity (UDA)	0
17/18 Contracted orthodontic activity (UOA)	0
Carry forward orthodontic activity (UOA)	0
Baseline contract value	£269,844.26

ACCESS*

Patients seen in 24 months	Total	Change since previous quarter
Quarter ending September 2016	3,358	
Quarter ending December 2016	3,323	↓
Quarter ending March 2017	3,218	↓
Quarter ending June 2017	3,109	↓
Quarter ending September 2017	3,001	↓
Variance since September 2016	(10.6%)	↓



ACTIVITY



Month	Adjusted Scheduled Activity (UDA)	
	2017	2018
April	0	0
May	0	0
June	598	438
July	1,183	887
August	1,855	1,361
September	3,357	1,858
October	3,357	
November	5,278	
December	5,278	
January	6,162	
February	7,124	
March	8,581	
April	8,581	
May	9,209	
June	9,567	

QUALITY

	Quantity	Base Number	Contract	AT	Region	England
% of FP17s for the same patient ID Re-attending within 3 months - Children	36	390	9.2%	11.3%	11.4%	11.9%
% of FP17s for the same patient ID Re-attending within 3 months - Adults	151	1,282	11.8%	15.0%	15.7%	15.9%
% of FP17s for the same patient ID Re-attending between 3 & 9 months - Children	284	390	72.8%	57.7%	60.6%	58.1%
% of FP17s for the same patient ID Re-attending between 3 & 9 months - Adults	945	1,282	73.7%	48.5%	52.0%	50.6%
% of FP17s for Band 1 Urgent Courses	46	1,137	4.0%	9.7%	9.6%	9.1%
% of FP17s Relating to Free Repair or Replacements	5	1,137	0.4%	0.7%	0.7%	0.8%
% of FP17s Relating to Continuations	22	1,137	1.9%	0.8%	1.0%	1.1%
% of Patients satisfied with the dentistry they have received	0	1	N/A	92.7%	91.6%	91.4%
% of Patients satisfied with the time they had to wait for an appointment	0	1	N/A	89.7%	87.9%	87.7%

* This is based on patients treated on this contract for their most recent course of treatment. Figures in italics indicate the base number of FP17s or Patient Questionnaire responses are less than 100. N/A is shown where the base number of responses is less than 10 during the period. % is calculated as Quantity/Base number*100

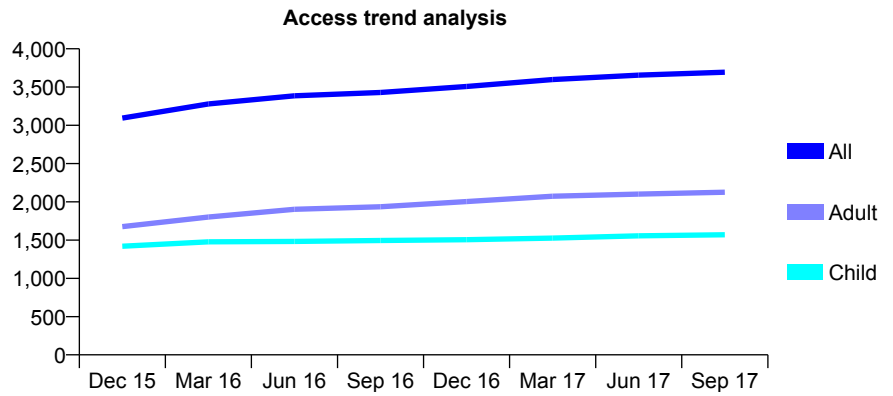
Q69 - Vital Signs At a Glance Contract Report for 678279/0001 - September 2017

Name or company name	MR C WONG
Contract type name	GDS Contract
Purpose of contract	General
Contract start date	01/04/2006
Contract end date	

17/18 Contracted general activity (UDA)	9,000
Carry forward general activity (UDA)	-180
17/18 Contracted orthodontic activity (UOA)	0
Carry forward orthodontic activity (UOA)	0
Baseline contract value	£234,057.20

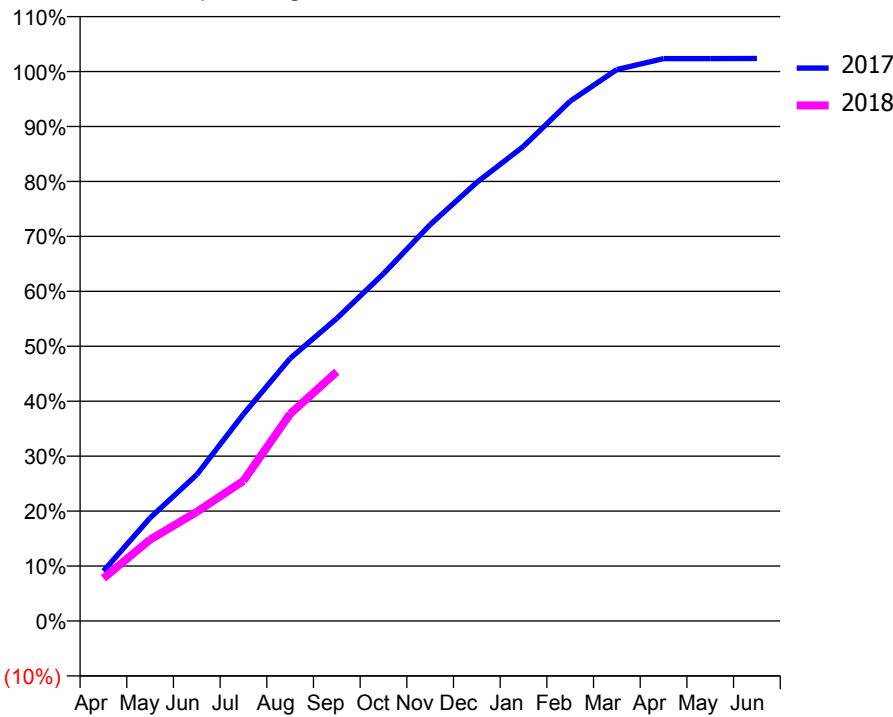
ACCESS*

Patients seen in 24 months	Total	Change since previous quarter
Quarter ending September 2016	3,430	
Quarter ending December 2016	3,508	↑
Quarter ending March 2017	3,599	↑
Quarter ending June 2017	3,656	→
Quarter ending September 2017	3,694	→
Variance since September 2016	7.7%	↑



ACTIVITY

Cumulative percentage of contracted UDA delivered 2017 & 2018



Month	Adjusted Scheduled Activity (UDA)	
	2017	2018
April	818	701
May	1,690	1,333
June	2,397	1,787
July	3,389	2,296
August	4,301	3,392
September	4,956	4,084
October	5,687	
November	6,493	
December	7,183	
January	7,773	
February	8,515	
March	9,033	
April	9,211	
May	9,210	
June	9,212	

QUALITY

	Quantity	Base Number	Contract	AT	Region	England
% of FP17s for the same patient ID Re-attending within 3 months - Children	71	1,120	6.3%	11.3%	11.4%	11.9%
% of FP17s for the same patient ID Re-attending within 3 months - Adults	143	1,262	11.3%	15.0%	15.7%	15.9%
% of FP17s for the same patient ID Re-attending between 3 & 9 months - Children	638	1,120	57.0%	57.7%	60.6%	58.1%
% of FP17s for the same patient ID Re-attending between 3 & 9 months - Adults	617	1,262	48.9%	48.5%	52.0%	50.6%
% of FP17s for Band 1 Urgent Courses	145	1,917	7.6%	9.7%	9.6%	9.1%
% of FP17s Relating to Free Repair or Replacements	4	1,917	0.2%	0.7%	0.7%	0.8%
% of FP17s Relating to Continuations	15	1,917	0.8%	0.8%	1.0%	1.1%
% of Patients satisfied with the dentistry they have received	5	5	N/A	92.7%	91.6%	91.4%
% of Patients satisfied with the time they had to wait for an appointment	3	5	N/A	89.7%	87.9%	87.7%

* This is based on patients treated on this contract for their most recent course of treatment. Figures in italics indicate the base number of FP17s or Patient Questionnaire responses are less than 100. N/A is shown where the base number of responses is less than 10 during the period. % is calculated as Quantity/Base number*100

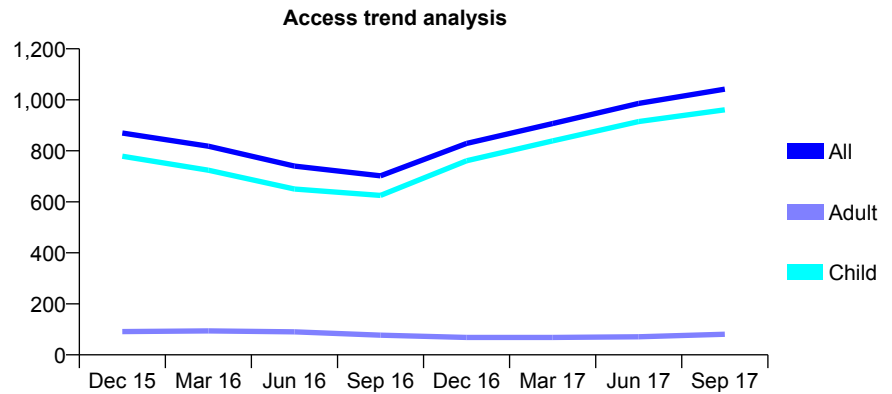
Q69 - Vital Signs At a Glance Contract Report for 678600/0001 - September 2017

Name or company name	MISS CE MCCLELLAND
Contract type name	GDS Contract
Purpose of contract	General
Contract start date	01/04/2006
Contract end date	

17/18 Contracted general activity (UDA)	1,700
Carry forward general activity (UDA)	-34
17/18 Contracted orthodontic activity (UOA)	0
Carry forward orthodontic activity (UOA)	0
Baseline contract value	£40,653.60

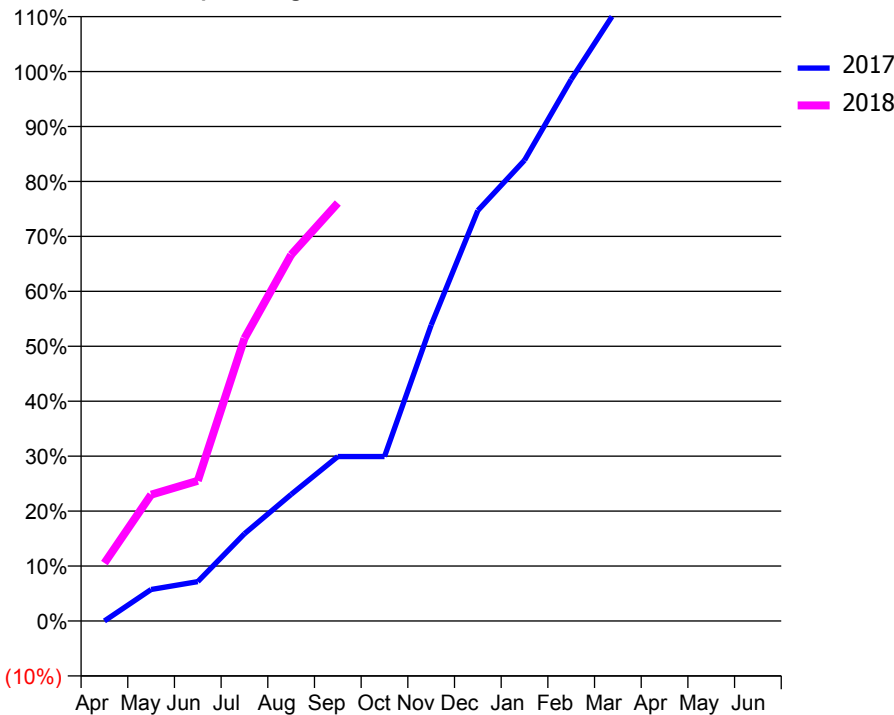
ACCESS*

Patients seen in 24 months	Total	Change since previous quarter
Quarter ending September 2016	702	
Quarter ending December 2016	829	↑
Quarter ending March 2017	907	↑
Quarter ending June 2017	986	↑
Quarter ending September 2017	1,042	↑
Variance since September 2016	48.4%	↑



ACTIVITY

Cumulative percentage of contracted UDA delivered 2017 & 2018



Month	Adjusted Scheduled Activity (UDA)	
	2017	2018
April	0	179
May	98	391
June	122	434
July	270	874
August	392	1,133
September	509	1,293
October	509	
November	916	
December	1,270	
January	1,426	
February	1,675	
March	1,898	
April	2,004	
May	2,004	
June	2,004	

QUALITY

	Quantity	Base Number	Contract	AT	Region	England
% of FP17s for the same patient ID Re-attending within 3 months - Children	96	898	10.7%	11.3%	11.4%	11.9%
% of FP17s for the same patient ID Re-attending within 3 months - Adults	2	21	9.5%	15.0%	15.7%	15.9%
% of FP17s for the same patient ID Re-attending between 3 & 9 months - Children	488	898	54.3%	57.7%	60.6%	58.1%
% of FP17s for the same patient ID Re-attending between 3 & 9 months - Adults	12	21	57.1%	48.5%	52.0%	50.6%
% of FP17s for Band 1 Urgent Courses	25	853	2.9%	9.7%	9.6%	9.1%
% of FP17s Relating to Free Repair or Replacements	0	853	0.0%	0.7%	0.7%	0.8%
% of FP17s Relating to Continuations	0	853	0.0%	0.8%	1.0%	1.1%
% of Patients satisfied with the dentistry they have received	4	4	N/A	92.7%	91.6%	91.4%
% of Patients satisfied with the time they had to wait for an appointment	4	4	N/A	89.7%	87.9%	87.7%

* This is based on patients treated on this contract for their most recent course of treatment. Figures in italics indicate the base number of FP17s or Patient Questionnaire responses are less than 100. N/A is shown where the base number of responses is less than 10 during the period. % is calculated as Quantity/Base number*100

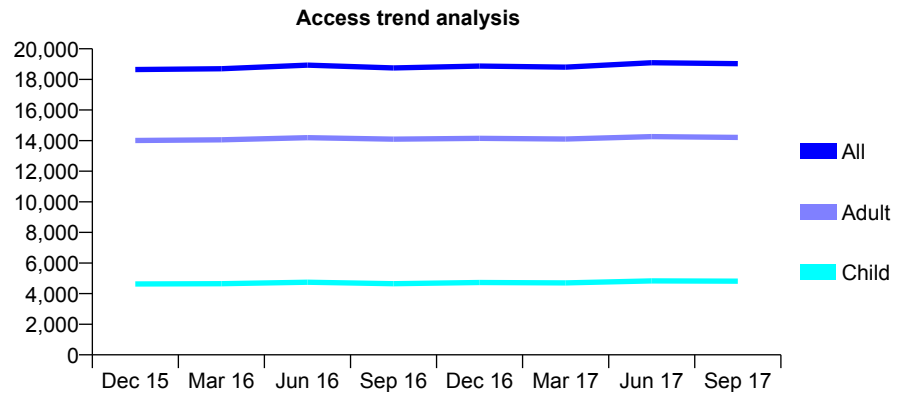
Q69 - Vital Signs At a Glance Contract Report for 678732/0001 - September 2017

Name or company name	MR V MISTRY
Contract type name	GDS Contract
Purpose of contract	General
Contract start date	01/04/2006
Contract end date	

17/18 Contracted general activity (UDA)	40,260
Carry forward general activity (UDA)	-805
17/18 Contracted orthodontic activity (UOA)	0
Carry forward orthodontic activity (UOA)	0
Baseline contract value	£1,150,310.11

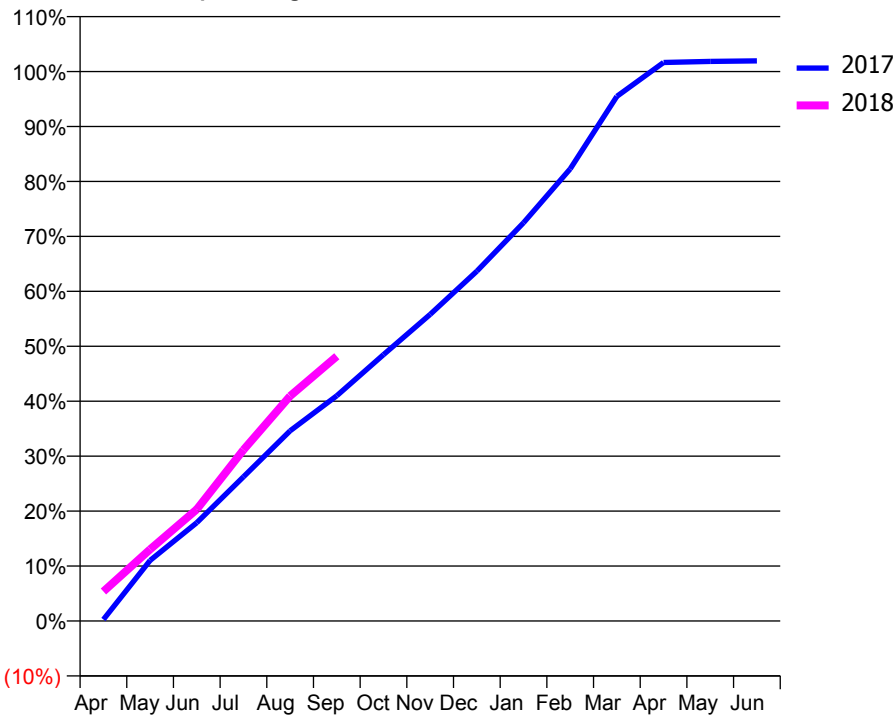
ACCESS*

Patients seen in 24 months	Total	Change since previous quarter
Quarter ending September 2016	18,752	
Quarter ending December 2016	18,872	→
Quarter ending March 2017	18,806	→
Quarter ending June 2017	19,090	→
Quarter ending September 2017	19,029	→
Variance since September 2016	1.5%	→



ACTIVITY

Cumulative percentage of contracted UDA delivered 2017 & 2018



Month	Adjusted Scheduled Activity (UDA)	
	2017	2018
April	112	2,167
May	4,622	5,254
June	7,493	8,181
July	10,993	12,539
August	14,499	16,488
September	17,167	19,398
October	20,299	
November	23,363	
December	26,652	
January	30,340	
February	34,446	
March	39,977	
April	42,558	
May	42,642	
June	42,675	

QUALITY

	Quantity	Base Number	Contract	AT	Region	England
% of FP17s for the same patient ID Re-attending within 3 months - Children	223	2,994	7.4%	11.3%	11.4%	11.9%
% of FP17s for the same patient ID Re-attending within 3 months - Adults	1,452	7,933	18.3%	15.0%	15.7%	15.9%
% of FP17s for the same patient ID Re-attending between 3 & 9 months - Children	1,407	2,994	47.0%	57.7%	60.6%	58.1%
% of FP17s for the same patient ID Re-attending between 3 & 9 months - Adults	2,813	7,933	35.5%	48.5%	52.0%	50.6%
% of FP17s for Band 1 Urgent Courses	1,834	8,996	20.4%	9.7%	9.6%	9.1%
% of FP17s Relating to Free Repair or Replacements	171	8,996	1.9%	0.7%	0.7%	0.8%
% of FP17s Relating to Continuations	88	8,996	1.0%	0.8%	1.0%	1.1%
% of Patients satisfied with the dentistry they have received	26	27	96.3%	92.7%	91.6%	91.4%
% of Patients satisfied with the time they had to wait for an appointment	22	27	81.5%	89.7%	87.9%	87.7%

* This is based on patients treated on this contract for their most recent course of treatment. Figures in italics indicate the base number of FP17s or Patient Questionnaire responses are less than 100. N/A is shown where the base number of responses is less than 10 during the period. % is calculated as Quantity/Base number*100

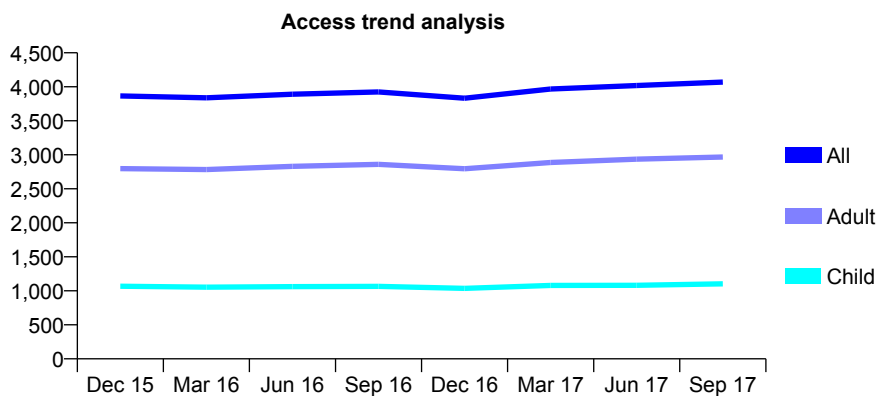
Q69 - Vital Signs At a Glance Contract Report for 683396/0001 - September 2017

Name or company name	Bourbon Street Dental Care
Contract type name	GDS Contract
Purpose of contract	General
Contract start date	01/04/2006
Contract end date	

17/18 Contracted general activity (UDA)	11,630
Carry forward general activity (UDA)	29
17/18 Contracted orthodontic activity (UOA)	0
Carry forward orthodontic activity (UOA)	0
Baseline contract value	£359,721.19

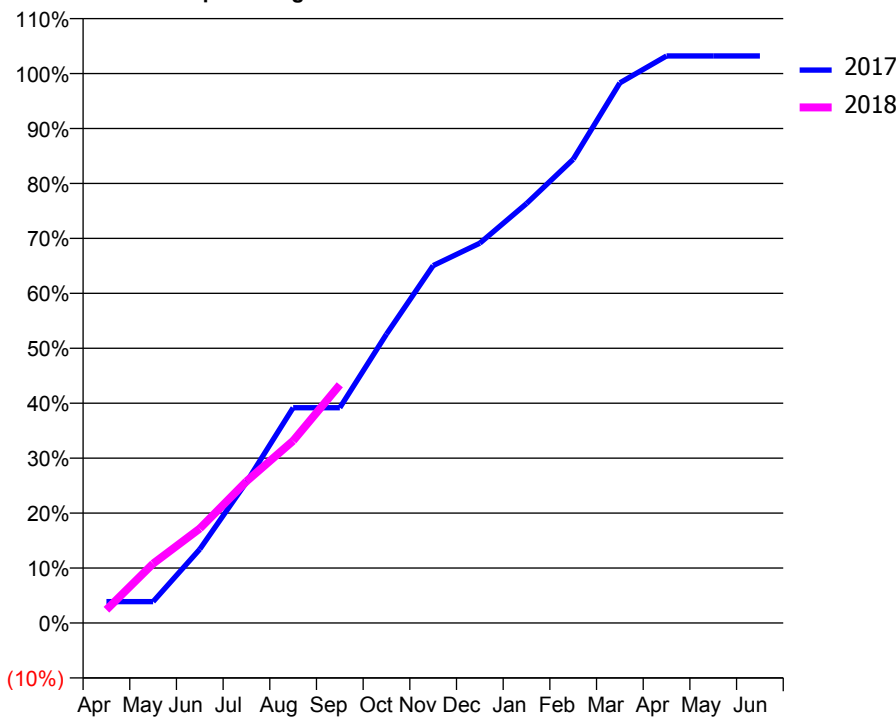
ACCESS*

Patients seen in 24 months	Total	Change since previous quarter
Quarter ending September 2016	3,925	
Quarter ending December 2016	3,832	↓
Quarter ending March 2017	3,967	↑
Quarter ending June 2017	4,018	→
Quarter ending September 2017	4,070	→
Variance since September 2016	3.7%	↑



ACTIVITY

Cumulative percentage of contracted UDA delivered 2017 & 2018



Month	Adjusted Scheduled Activity (UDA)	
	2017	2018
April	453	281
May	453	1,258
June	1,562	1,999
July	2,982	2,998
August	4,557	3,858
September	4,557	5,042
October	6,115	
November	7,564	
December	8,039	
January	8,879	
February	9,816	
March	11,433	
April	12,003	
May	12,003	
June	12,003	

QUALITY

	Quantity	Base Number	Contract	AT	Region	England
% of FP17s for the same patient ID Re-attending within 3 months - Children	64	682	9.4%	11.3%	11.4%	11.9%
% of FP17s for the same patient ID Re-attending within 3 months - Adults	183	1,485	12.3%	15.0%	15.7%	15.9%
% of FP17s for the same patient ID Re-attending between 3 & 9 months - Children	300	682	44.0%	57.7%	60.6%	58.1%
% of FP17s for the same patient ID Re-attending between 3 & 9 months - Adults	404	1,485	27.2%	48.5%	52.0%	50.6%
% of FP17s for Band 1 Urgent Courses	88	1,968	4.5%	9.7%	9.6%	9.1%
% of FP17s Relating to Free Repair or Replacements	6	1,968	0.3%	0.7%	0.7%	0.8%
% of FP17s Relating to Continuations	54	1,968	2.7%	0.8%	1.0%	1.1%
% of Patients satisfied with the dentistry they have received	10	10	100.0%	92.7%	91.6%	91.4%
% of Patients satisfied with the time they had to wait for an appointment	10	10	100.0%	89.7%	87.9%	87.7%

* This is based on patients treated on this contract for their most recent course of treatment. Figures in italics indicate the base number of FP17s or Patient Questionnaire responses are less than 100. N/A is shown where the base number of responses is less than 10 during the period. % is calculated as Quantity/Base number*100

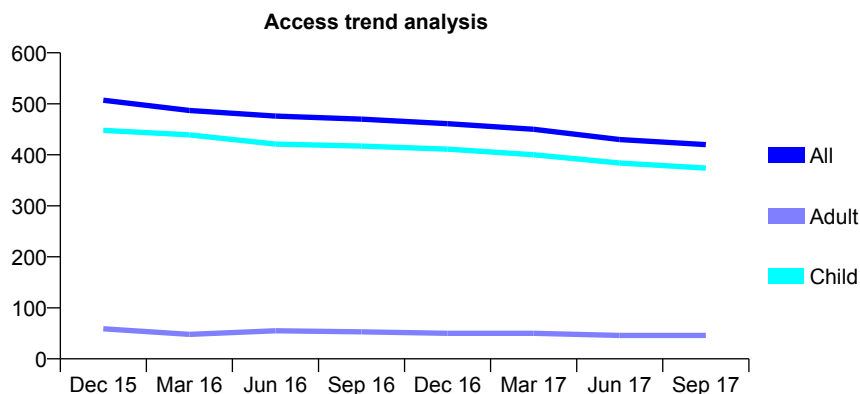
Q69 - Vital Signs At a Glance Contract Report for 683760/0001 - September 2017

Name or company name	MR CJ MORRIS
Contract type name	GDS Contract
Purpose of contract	General
Contract start date	01/12/2013
Contract end date	

17/18 Contracted general activity (UDA)	1,443
Carry forward general activity (UDA)	29
17/18 Contracted orthodontic activity (UOA)	0
Carry forward orthodontic activity (UOA)	0
Baseline contract value	£29,469.46

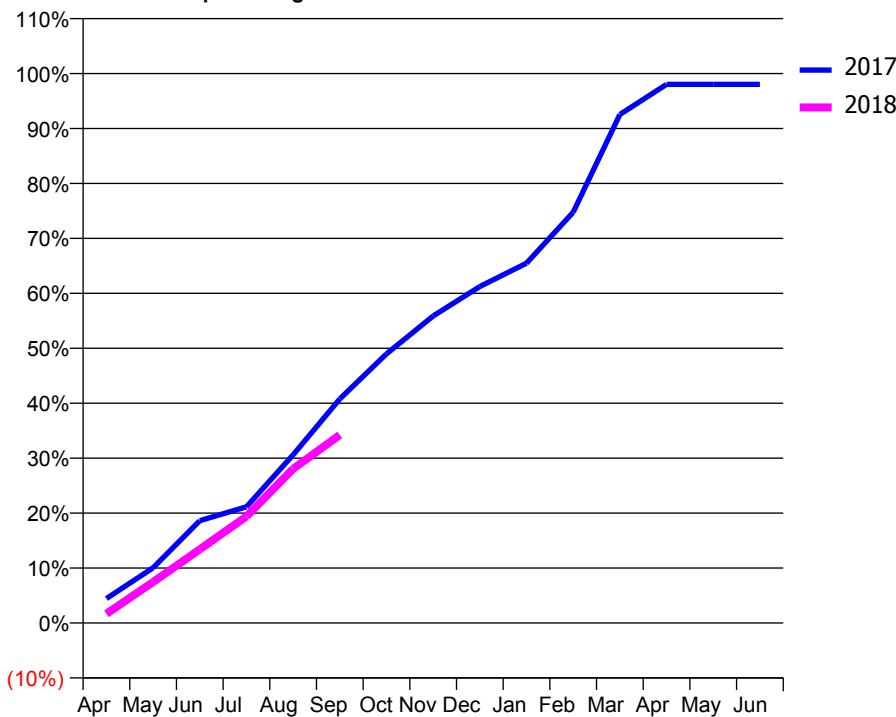
ACCESS*

Patients seen in 24 months	Total	Change since previous quarter
Quarter ending September 2016	470	
Quarter ending December 2016	461	↓
Quarter ending March 2017	450	↓
Quarter ending June 2017	430	↓
Quarter ending September 2017	420	↓
Variance since September 2016	(10.6%)	↓



ACTIVITY

Cumulative percentage of contracted UDA delivered 2017 & 2018



Adjusted Scheduled Activity (UDA)

Month	2017	2018
April	64	24
May	145	108
June	269	193
July	305	280
August	442	405
September	588	494
October	707	
November	806	
December	884	
January	945	
February	1,079	
March	1,335	
April	1,415	
May	1,415	
June	1,415	

QUALITY

	Quantity	Base Number	Contract	AT	Region	England
% of FP17s for the same patient ID Re-attending within 3 months - Children	35	294	11.9%	11.3%	11.4%	11.9%
% of FP17s for the same patient ID Re-attending within 3 months - Adults	1	4	25.0%	15.0%	15.7%	15.9%
% of FP17s for the same patient ID Re-attending between 3 & 9 months - Children	170	294	57.8%	57.7%	60.6%	58.1%
% of FP17s for the same patient ID Re-attending between 3 & 9 months - Adults	2	4	50.0%	48.5%	52.0%	50.6%
% of FP17s for Band 1 Urgent Courses	19	262	7.3%	9.7%	9.6%	9.1%
% of FP17s Relating to Free Repair or Replacements	0	262	0.0%	0.7%	0.7%	0.8%
% of FP17s Relating to Continuations	0	262	0.0%	0.8%	1.0%	1.1%
% of Patients satisfied with the dentistry they have received	0	0	N/A	92.7%	91.6%	91.4%
% of Patients satisfied with the time they had to wait for an appointment	0	0	N/A	89.7%	87.9%	87.7%

* This is based on patients treated on this contract for their most recent course of treatment. Figures in italics indicate the base number of FP17s or Patient Questionnaire responses are less than 100. N/A is shown where the base number of responses is less than 10 during the period. % is calculated as Quantity/Base number*100

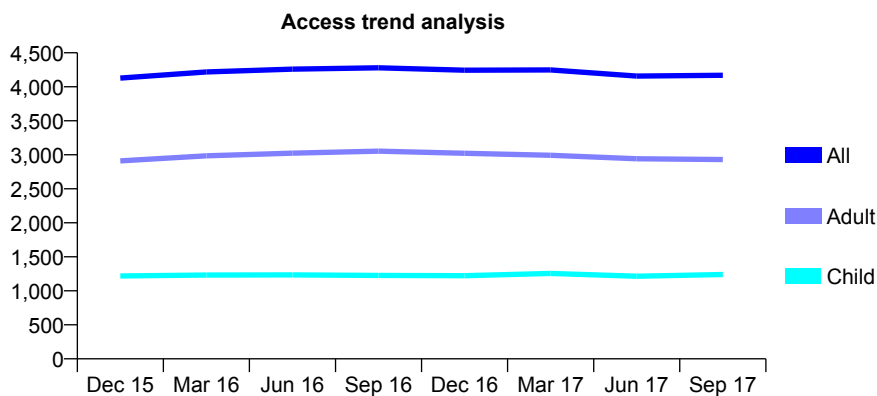
Q69 - Vital Signs At a Glance Contract Report for 684163/0001 - September 2017

Name or company name	MR PW NILAND
Contract type name	GDS Contract
Purpose of contract	General
Contract start date	01/11/2007
Contract end date	

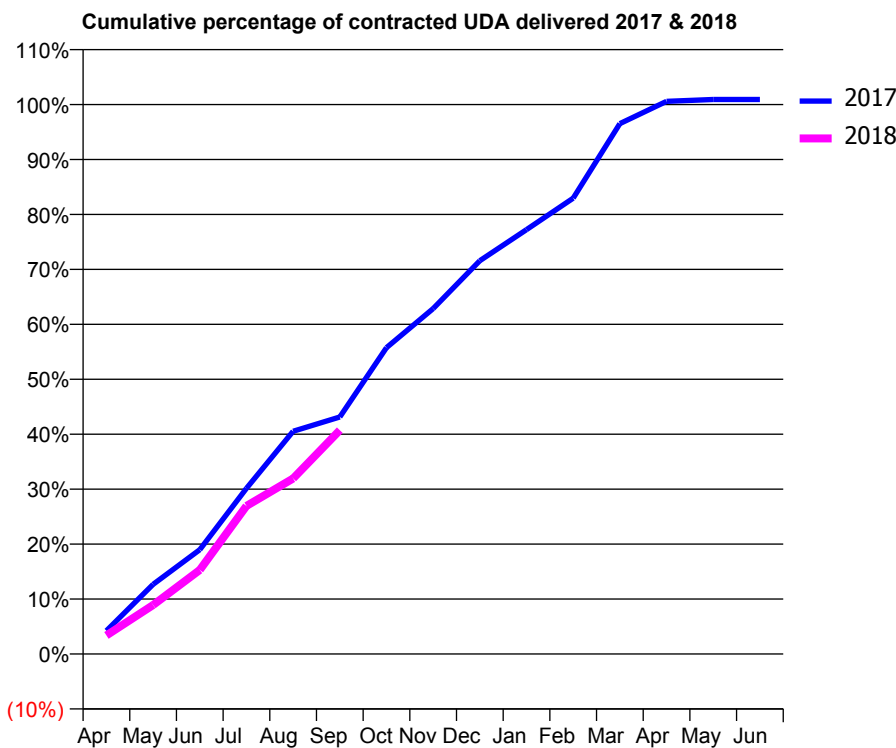
17/18 Contracted general activity (UDA)	10,400
Carry forward general activity (UDA)	-96
17/18 Contracted orthodontic activity (UOA)	0
Carry forward orthodontic activity (UOA)	0
Baseline contract value	£304,778.54

ACCESS*

Patients seen in 24 months	Total	Change since previous quarter
Quarter ending September 2016	4,280	
Quarter ending December 2016	4,244	→
Quarter ending March 2017	4,249	→
Quarter ending June 2017	4,158	↓
Quarter ending September 2017	4,170	→
Variance since September 2016	(2.6%)	↓



ACTIVITY



Month	Adjusted Scheduled Activity (UDA)	
	2017	2018
April	440	353
May	1,318	927
June	1,975	1,591
July	3,137	2,803
August	4,215	3,324
September	4,486	4,236
October	5,798	
November	6,537	
December	7,443	
January	8,032	
February	8,627	
March	10,038	
April	10,460	
May	10,496	
June	10,496	

QUALITY

	Quantity	Base Number	Contract	AT	Region	England
% of FP17s for the same patient ID Re-attending within 3 months - Children	56	857	6.5%	11.3%	11.4%	11.9%
% of FP17s for the same patient ID Re-attending within 3 months - Adults	170	1,457	11.7%	15.0%	15.7%	15.9%
% of FP17s for the same patient ID Re-attending between 3 & 9 months - Children	440	857	51.3%	57.7%	60.6%	58.1%
% of FP17s for the same patient ID Re-attending between 3 & 9 months - Adults	574	1,457	39.4%	48.5%	52.0%	50.6%
% of FP17s for Band 1 Urgent Courses	70	2,114	3.3%	9.7%	9.6%	9.1%
% of FP17s Relating to Free Repair or Replacements	9	2,114	0.4%	0.7%	0.7%	0.8%
% of FP17s Relating to Continuations	63	2,114	3.0%	0.8%	1.0%	1.1%
% of Patients satisfied with the dentistry they have received	8	8	N/A	92.7%	91.6%	91.4%
% of Patients satisfied with the time they had to wait for an appointment	7	8	N/A	89.7%	87.9%	87.7%

* This is based on patients treated on this contract for their most recent course of treatment. Figures in italics indicate the base number of FP17s or Patient Questionnaire responses are less than 100. N/A is shown where the base number of responses is less than 10 during the period. % is calculated as Quantity/Base number*100

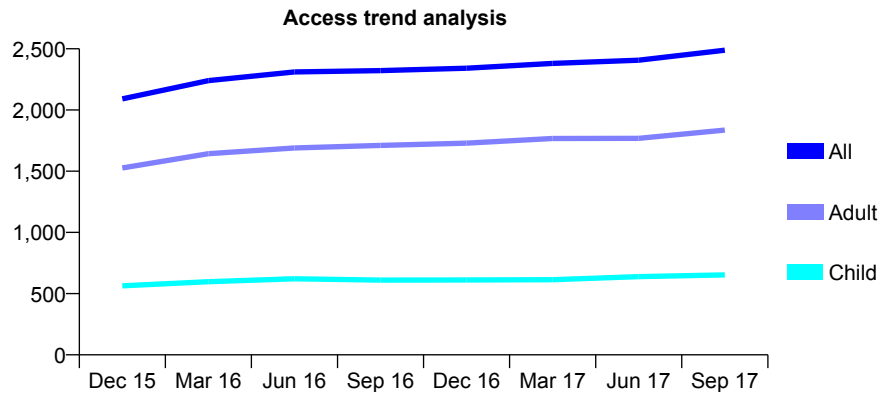
Q69 - Vital Signs At a Glance Contract Report for 688118/0001 - September 2017

Name or company name	MR C SANTODOMINGO RUBIDO
Contract type name	GDS Contract
Purpose of contract	General
Contract start date	01/04/2014
Contract end date	

17/18 Contracted general activity (UDA)	7,974
Carry forward general activity (UDA)	-79
17/18 Contracted orthodontic activity (UOA)	0
Carry forward orthodontic activity (UOA)	0
Baseline contract value	£198,901.53

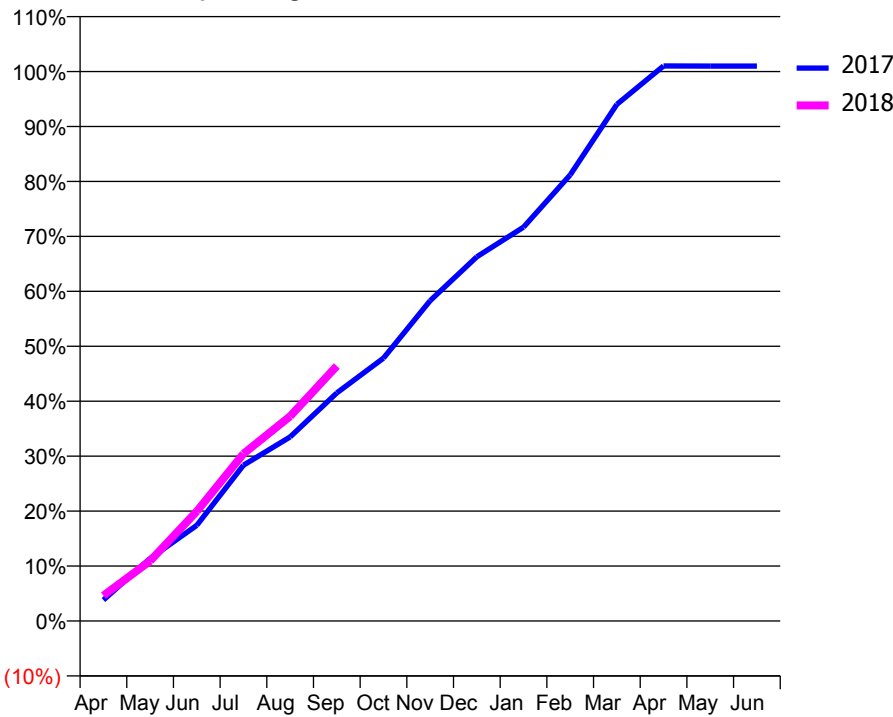
ACCESS*

Patients seen in 24 months	Total	Change since previous quarter
Quarter ending September 2016	2,322	
Quarter ending December 2016	2,341	→
Quarter ending March 2017	2,381	→
Quarter ending June 2017	2,407	→
Quarter ending September 2017	2,489	↑
Variance since September 2016	7.2%	↑



ACTIVITY

Cumulative percentage of contracted UDA delivered 2017 & 2018



Month	Adjusted Scheduled Activity (UDA)	
	2017	2018
April	305	369
May	909	871
June	1,388	1,592
July	2,260	2,427
August	2,672	2,971
September	3,310	3,700
October	3,814	
November	4,648	
December	5,286	
January	5,714	
February	6,473	
March	7,498	
April	8,054	
May	8,053	
June	8,053	

QUALITY

	Quantity	Base Number	Contract	AT	Region	England
% of FP17s for the same patient ID Re-attending within 3 months - Children	21	436	4.8%	11.3%	11.4%	11.9%
% of FP17s for the same patient ID Re-attending within 3 months - Adults	127	1,116	11.4%	15.0%	15.7%	15.9%
% of FP17s for the same patient ID Re-attending between 3 & 9 months - Children	198	436	45.4%	57.7%	60.6%	58.1%
% of FP17s for the same patient ID Re-attending between 3 & 9 months - Adults	447	1,116	40.1%	48.5%	52.0%	50.6%
% of FP17s for Band 1 Urgent Courses	113	1,383	8.2%	9.7%	9.6%	9.1%
% of FP17s Relating to Free Repair or Replacements	3	1,383	0.2%	0.7%	0.7%	0.8%
% of FP17s Relating to Continuations	0	1,383	0.0%	0.8%	1.0%	1.1%
% of Patients satisfied with the dentistry they have received	4	4	N/A	92.7%	91.6%	91.4%
% of Patients satisfied with the time they had to wait for an appointment	4	4	N/A	89.7%	87.9%	87.7%

* This is based on patients treated on this contract for their most recent course of treatment. Figures in italics indicate the base number of FP17s or Patient Questionnaire responses are less than 100. N/A is shown where the base number of responses is less than 10 during the period. % is calculated as Quantity/Base number*100

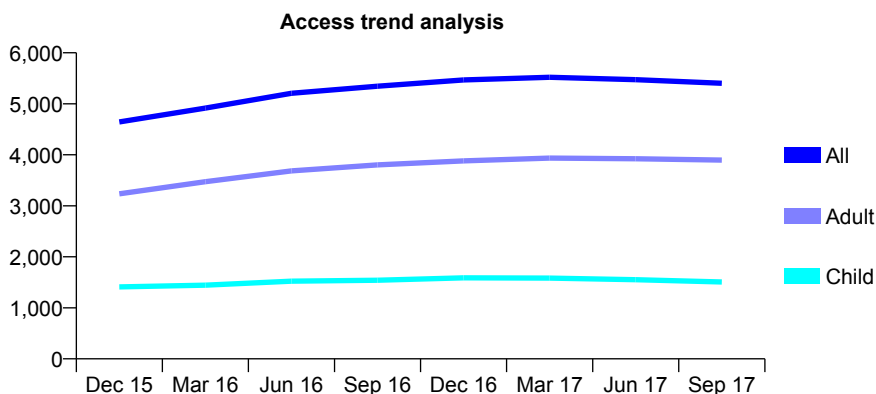
Q69 - Vital Signs At a Glance Contract Report for 689955/0001 - September 2017

Name or company name	MR DS MALLI
Contract type name	GDS Contract
Purpose of contract	General
Contract start date	01/10/2014
Contract end date	

17/18 Contracted general activity (UDA)	12,508
Carry forward general activity (UDA)	255
17/18 Contracted orthodontic activity (UOA)	0
Carry forward orthodontic activity (UOA)	0
Baseline contract value	£343,414.54

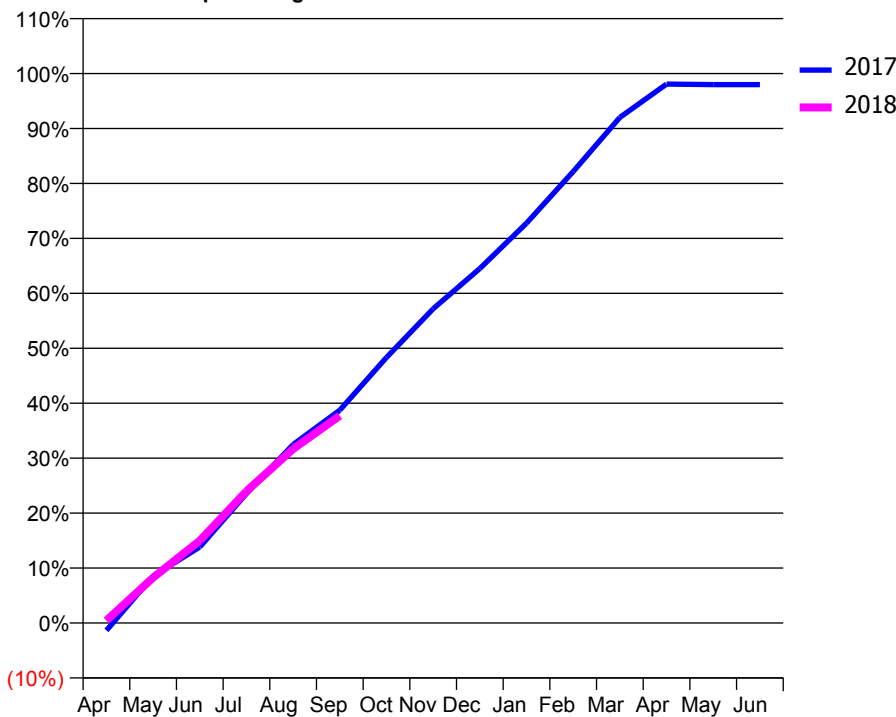
ACCESS*

Patients seen in 24 months	Total	Change since previous quarter
Quarter ending September 2016	5,344	
Quarter ending December 2016	5,467	↑
Quarter ending March 2017	5,519	→
Quarter ending June 2017	5,473	→
Quarter ending September 2017	5,403	↓
Variance since September 2016	1.1%	→



ACTIVITY

Cumulative percentage of contracted UDA delivered 2017 & 2018



Month	Adjusted Scheduled Activity (UDA)	
	2017	2018
April	-173	55
May	1,067	1,035
June	1,732	1,876
July	2,946	3,002
August	4,062	3,963
September	4,845	4,718
October	6,045	
November	7,153	
December	8,071	
January	9,103	
February	10,275	
March	11,507	
April	12,267	
May	12,255	
June	12,254	

QUALITY

	Quantity	Base Number	Contract	AT	Region	England
% of FP17s for the same patient ID Re-attending within 3 months - Children	44	817	5.4%	11.3%	11.4%	11.9%
% of FP17s for the same patient ID Re-attending within 3 months - Adults	201	2,005	10.0%	15.0%	15.7%	15.9%
% of FP17s for the same patient ID Re-attending between 3 & 9 months - Children	342	817	41.9%	57.7%	60.6%	58.1%
% of FP17s for the same patient ID Re-attending between 3 & 9 months - Adults	944	2,005	47.1%	48.5%	52.0%	50.6%
% of FP17s for Band 1 Urgent Courses	149	2,474	6.0%	9.7%	9.6%	9.1%
% of FP17s Relating to Free Repair or Replacements	7	2,474	0.3%	0.7%	0.7%	0.8%
% of FP17s Relating to Continuations	8	2,474	0.3%	0.8%	1.0%	1.1%
% of Patients satisfied with the dentistry they have received	6	7	N/A	92.7%	91.6%	91.4%
% of Patients satisfied with the time they had to wait for an appointment	6	7	N/A	89.7%	87.9%	87.7%

* This is based on patients treated on this contract for their most recent course of treatment. Figures in italics indicate the base number of FP17s or Patient Questionnaire responses are less than 100. N/A is shown where the base number of responses is less than 10 during the period. % is calculated as Quantity/Base number*100

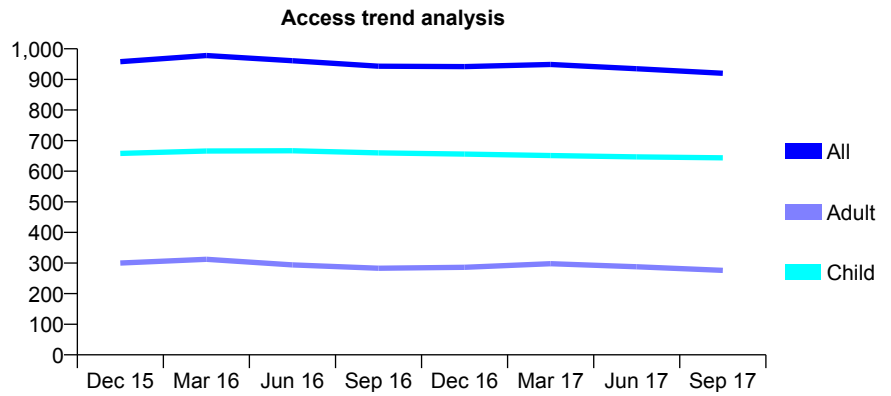
Q69 - Vital Signs At a Glance Contract Report for 691259/0001 - September 2017

Name or company name	MRS N MAJEVADIA
Contract type name	GDS Contract
Purpose of contract	General
Contract start date	01/04/2014
Contract end date	

17/18 Contracted general activity (UDA)	2,400
Carry forward general activity (UDA)	-31
17/18 Contracted orthodontic activity (UOA)	0
Carry forward orthodontic activity (UOA)	0
Baseline contract value	£55,129.05

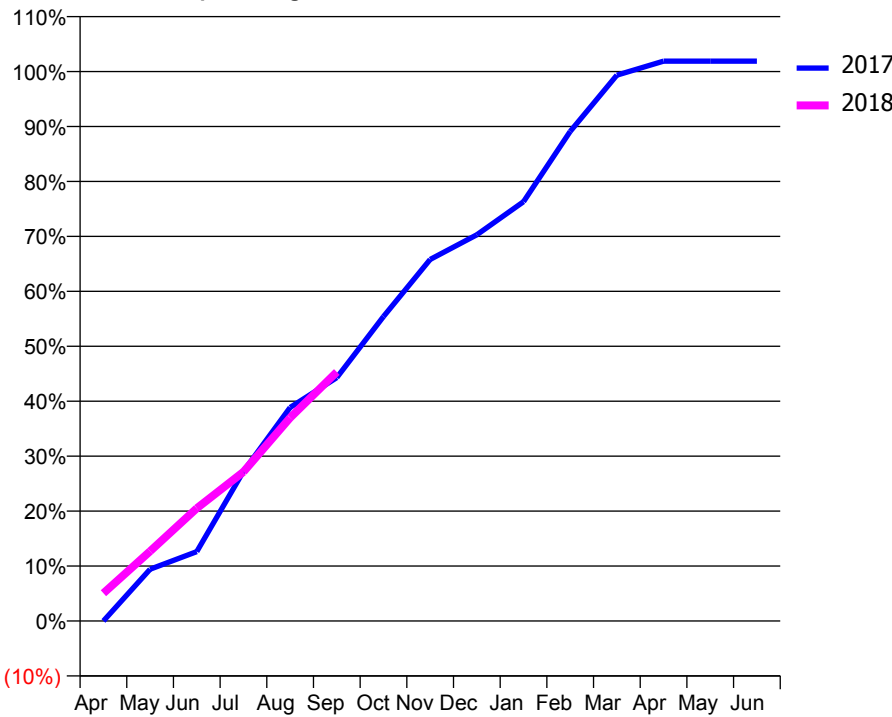
ACCESS*

Patients seen in 24 months	Total	Change since previous quarter
Quarter ending September 2016	943	
Quarter ending December 2016	942	→
Quarter ending March 2017	949	→
Quarter ending June 2017	935	↓
Quarter ending September 2017	920	↓
Variance since September 2016	(2.4%)	↓



ACTIVITY

Cumulative percentage of contracted UDA delivered 2017 & 2018



Month	Adjusted Scheduled Activity (UDA)	
	2017	2018
April	0	121
May	226	305
June	303	492
July	654	651
August	933	888
September	1,063	1,088
October	1,330	
November	1,579	
December	1,687	
January	1,832	
February	2,138	
March	2,384	
April	2,445	
May	2,445	
June	2,445	

QUALITY

	Quantity	Base Number	Contract	AT	Region	England
% of FP17s for the same patient ID Re-attending within 3 months - Children	44	554	7.9%	11.3%	11.4%	11.9%
% of FP17s for the same patient ID Re-attending within 3 months - Adults	30	147	20.4%	15.0%	15.7%	15.9%
% of FP17s for the same patient ID Re-attending between 3 & 9 months - Children	344	554	62.1%	57.7%	60.6%	58.1%
% of FP17s for the same patient ID Re-attending between 3 & 9 months - Adults	89	147	60.5%	48.5%	52.0%	50.6%
% of FP17s for Band 1 Urgent Courses	24	665	3.6%	9.7%	9.6%	9.1%
% of FP17s Relating to Free Repair or Replacements	1	665	0.2%	0.7%	0.7%	0.8%
% of FP17s Relating to Continuations	16	665	2.4%	0.8%	1.0%	1.1%
% of Patients satisfied with the dentistry they have received	0	0	N/A	92.7%	91.6%	91.4%
% of Patients satisfied with the time they had to wait for an appointment	0	0	N/A	89.7%	87.9%	87.7%

* This is based on patients treated on this contract for their most recent course of treatment. Figures in italics indicate the base number of FP17s or Patient Questionnaire responses are less than 100. N/A is shown where the base number of responses is less than 10 during the period. % is calculated as Quantity/Base number*100

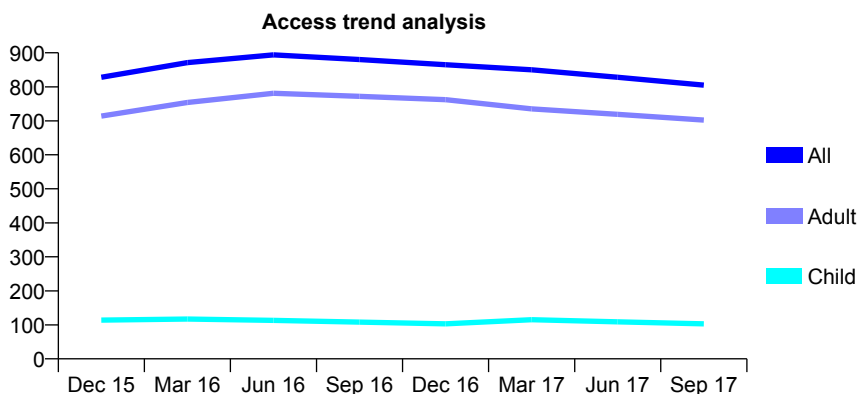
Q69 - Vital Signs At a Glance Contract Report for 691259/0002 - September 2017

Name or company name	MRS N MAJEVADIA
Contract type name	GDS Contract
Purpose of contract	General
Contract start date	01/08/2014
Contract end date	

17/18 Contracted general activity (UDA)	3,008
Carry forward general activity (UDA)	31
17/18 Contracted orthodontic activity (UOA)	0
Carry forward orthodontic activity (UOA)	0
Baseline contract value	£72,640.11

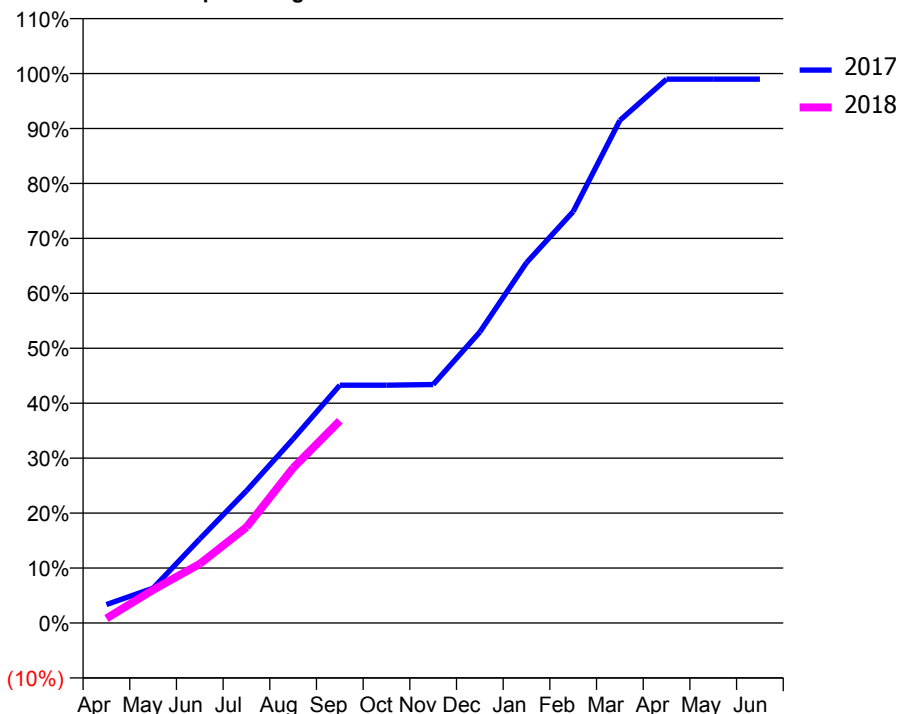
ACCESS*

Patients seen in 24 months	Total	Change since previous quarter
Quarter ending September 2016	880	
Quarter ending December 2016	865	↓
Quarter ending March 2017	850	↓
Quarter ending June 2017	828	↓
Quarter ending September 2017	805	↓
Variance since September 2016	(8.5%)	↓



ACTIVITY

Cumulative percentage of contracted UDA delivered 2017 & 2018



Adjusted Scheduled Activity (UDA)

Month	2017	2018
April	101	25
May	191	181
June	460	323
July	724	524
August	1,008	849
September	1,302	1,107
October	1,302	
November	1,305	
December	1,593	
January	1,973	
February	2,252	
March	2,751	
April	2,977	
May	2,977	
June	2,977	

QUALITY

	Quantity	Base Number	Contract	AT	Region	England
% of FP17s for the same patient ID Re-attending within 3 months - Children	4	78	5.1%	11.3%	11.4%	11.9%
% of FP17s for the same patient ID Re-attending within 3 months - Adults	39	451	8.6%	15.0%	15.7%	15.9%
% of FP17s for the same patient ID Re-attending between 3 & 9 months - Children	47	78	60.3%	57.7%	60.6%	58.1%
% of FP17s for the same patient ID Re-attending between 3 & 9 months - Adults	292	451	64.7%	48.5%	52.0%	50.6%
% of FP17s for Band 1 Urgent Courses	9	470	1.9%	9.7%	9.6%	9.1%
% of FP17s Relating to Free Repair or Replacements	1	470	0.2%	0.7%	0.7%	0.8%
% of FP17s Relating to Continuations	4	470	0.9%	0.8%	1.0%	1.1%
% of Patients satisfied with the dentistry they have received	1	2	N/A	92.7%	91.6%	91.4%
% of Patients satisfied with the time they had to wait for an appointment	2	2	N/A	89.7%	87.9%	87.7%

* This is based on patients treated on this contract for their most recent course of treatment. Figures in italics indicate the base number of FP17s or Patient Questionnaire responses are less than 100. N/A is shown where the base number of responses is less than 10 during the period. % is calculated as Quantity/Base number*100

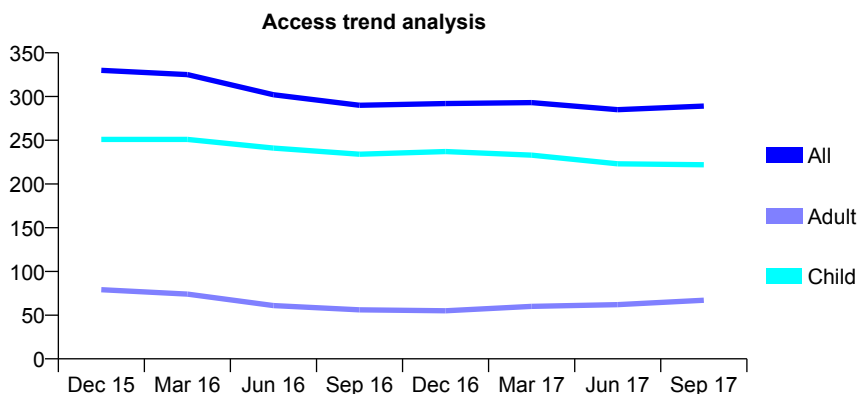
Q69 - Vital Signs At a Glance Contract Report for 725773/0001 - September 2017

Name or company name	MR MC MARTIN
Contract type name	GDS Contract
Purpose of contract	General
Contract start date	01/04/2006
Contract end date	

17/18 Contracted general activity (UDA)	600
Carry forward general activity (UDA)	12
17/18 Contracted orthodontic activity (UOA)	0
Carry forward orthodontic activity (UOA)	0
Baseline contract value	£14,354.46

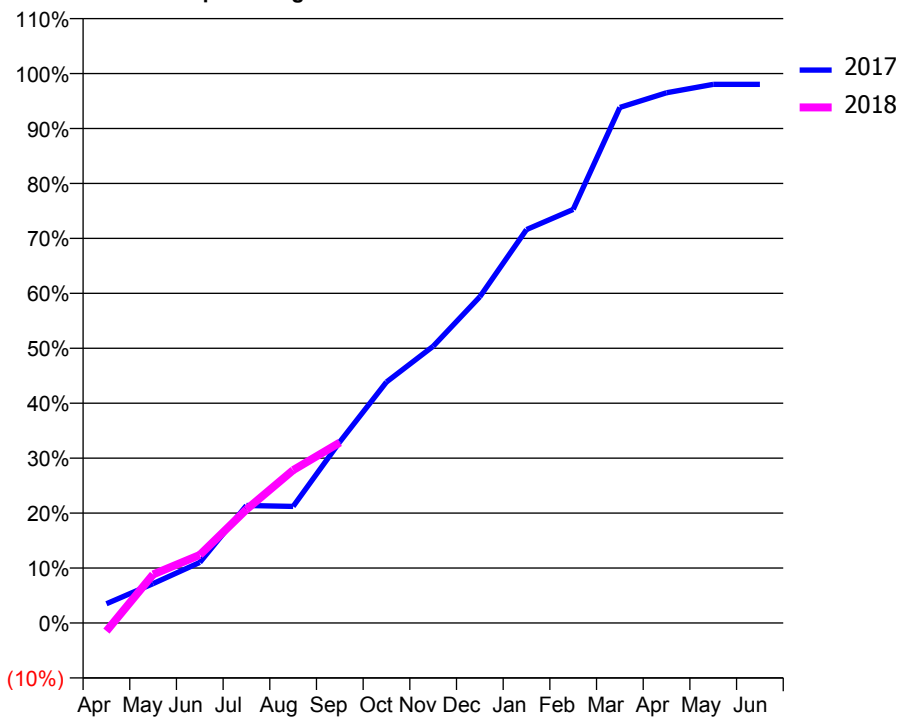
ACCESS*

Patients seen in 24 months	Total	Change since previous quarter
Quarter ending September 2016	290	
Quarter ending December 2016	292	→
Quarter ending March 2017	293	→
Quarter ending June 2017	285	↓
Quarter ending September 2017	289	→
Variance since September 2016	(0.3%)	→



ACTIVITY

Cumulative percentage of contracted UDA delivered 2017 & 2018



Month	Adjusted Scheduled Activity (UDA)	
	2017	2018
April	21	-9
May	43	53
June	66	74
July	128	124
August	127	167
September	198	197
October	263	
November	302	
December	356	
January	430	
February	452	
March	563	
April	579	
May	588	
June	588	

QUALITY

	Quantity	Base Number	Contract	AT	Region	England
% of FP17s for the same patient ID Re-attending within 3 months - Children	9	148	6.1%	11.3%	11.4%	11.9%
% of FP17s for the same patient ID Re-attending within 3 months - Adults	2	23	8.7%	15.0%	15.7%	15.9%
% of FP17s for the same patient ID Re-attending between 3 & 9 months - Children	98	148	66.2%	57.7%	60.6%	58.1%
% of FP17s for the same patient ID Re-attending between 3 & 9 months - Adults	14	23	60.9%	48.5%	52.0%	50.6%
% of FP17s for Band 1 Urgent Courses	5	152	3.3%	9.7%	9.6%	9.1%
% of FP17s Relating to Free Repair or Replacements	0	152	0.0%	0.7%	0.7%	0.8%
% of FP17s Relating to Continuations	0	152	0.0%	0.8%	1.0%	1.1%
% of Patients satisfied with the dentistry they have received	0	0	N/A	92.7%	91.6%	91.4%
% of Patients satisfied with the time they had to wait for an appointment	0	0	N/A	89.7%	87.9%	87.7%

* This is based on patients treated on this contract for their most recent course of treatment. Figures in italics indicate the base number of FP17s or Patient Questionnaire responses are less than 100. N/A is shown where the base number of responses is less than 10 during the period. % is calculated as Quantity/Base number*100

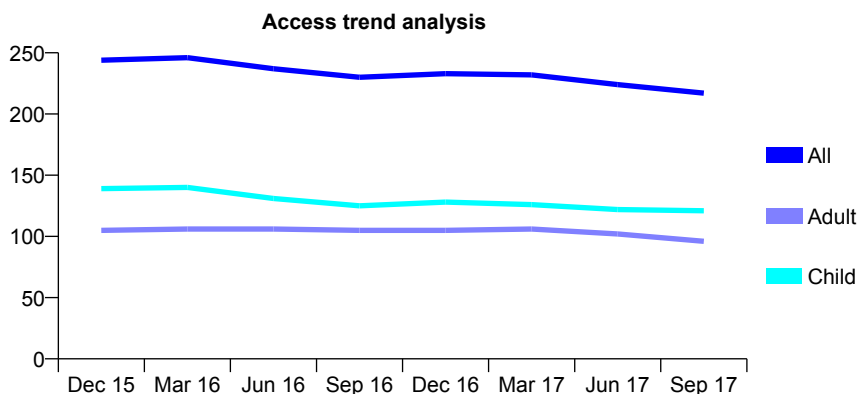
Q69 - Vital Signs At a Glance Contract Report for 732605/0002 - September 2017

Name or company name	MR DW COX
Contract type name	GDS Contract
Purpose of contract	General
Contract start date	01/04/2006
Contract end date	

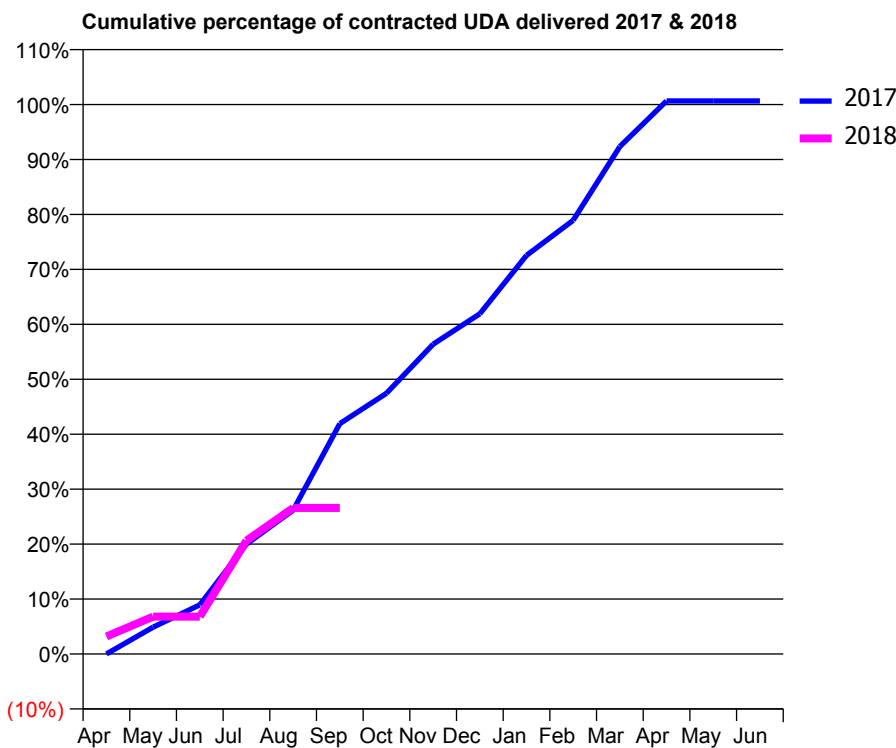
17/18 Contracted general activity (UDA)	470
Carry forward general activity (UDA)	-3
17/18 Contracted orthodontic activity (UOA)	0
Carry forward orthodontic activity (UOA)	0
Baseline contract value	£10,872.18

ACCESS*

Patients seen in 24 months	Total	Change since previous quarter
Quarter ending September 2016	230	
Quarter ending December 2016	233	→
Quarter ending March 2017	232	→
Quarter ending June 2017	224	↓
Quarter ending September 2017	217	↓
Variance since September 2016	(5.7%)	↓



ACTIVITY



Month	Adjusted Scheduled Activity (UDA)	
	2017	2018
April	0	15
May	23	32
June	42	32
July	94	97
August	123	125
September	197	125
October	223	
November	265	
December	291	
January	341	
February	371	
March	434	
April	473	
May	473	
June	473	

QUALITY

	Quantity	Base Number	Contract	AT	Region	England
% of FP17s for the same patient ID Re-attending within 3 months - Children	1	71	1.4%	11.3%	11.4%	11.9%
% of FP17s for the same patient ID Re-attending within 3 months - Adults	1	33	3.0%	15.0%	15.7%	15.9%
% of FP17s for the same patient ID Re-attending between 3 & 9 months - Children	56	71	78.9%	57.7%	60.6%	58.1%
% of FP17s for the same patient ID Re-attending between 3 & 9 months - Adults	22	33	66.7%	48.5%	52.0%	50.6%
% of FP17s for Band 1 Urgent Courses	0	90	0.0%	9.7%	9.6%	9.1%
% of FP17s Relating to Free Repair or Replacements	0	90	0.0%	0.7%	0.7%	0.8%
% of FP17s Relating to Continuations	1	90	1.1%	0.8%	1.0%	1.1%
% of Patients satisfied with the dentistry they have received	0	0	N/A	92.7%	91.6%	91.4%
% of Patients satisfied with the time they had to wait for an appointment	0	0	N/A	89.7%	87.9%	87.7%

* This is based on patients treated on this contract for their most recent course of treatment. Figures in italics indicate the base number of FP17s or Patient Questionnaire responses are less than 100. N/A is shown where the base number of responses is less than 10 during the period. % is calculated as Quantity/Base number*100

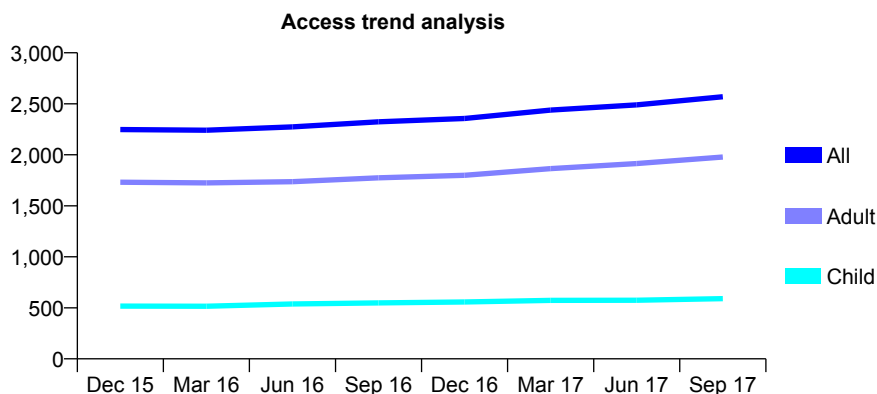
Q69 - Vital Signs At a Glance Contract Report for 736686/0002 - September 2017

Name or company name	MR DA DUFFY
Contract type name	PDS Contract
Purpose of contract	General
Contract start date	01/04/2006
Contract end date	31/03/2018

17/18 Contracted general activity (UDA)	6,186
Carry forward general activity (UDA)	0
17/18 Contracted orthodontic activity (UOA)	0
Carry forward orthodontic activity (UOA)	0
Baseline contract value	£163,049.47

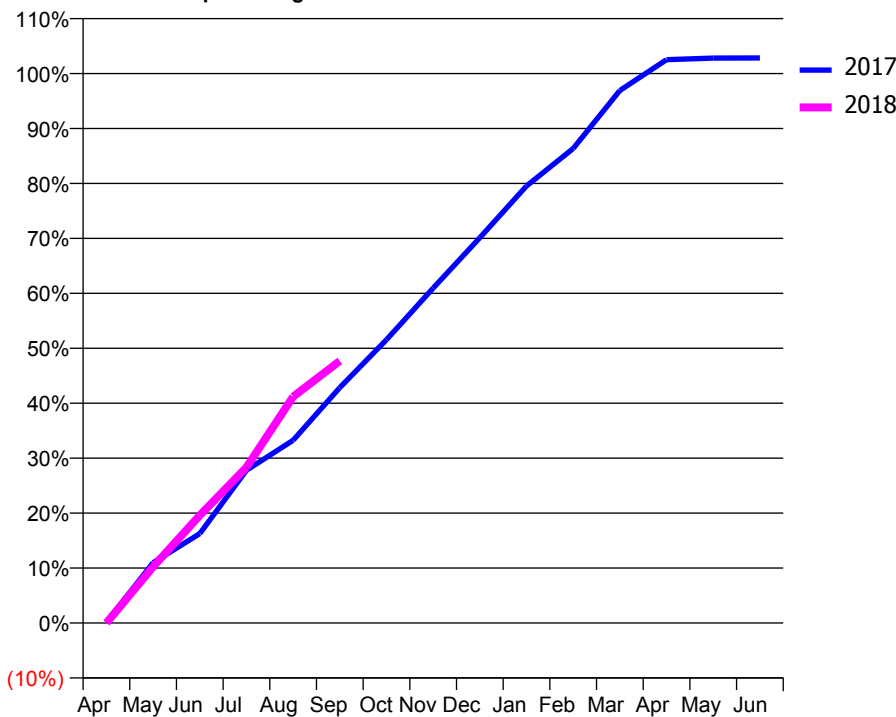
ACCESS*

Patients seen in 24 months	Total	Change since previous quarter
Quarter ending September 2016	2,324	
Quarter ending December 2016	2,356	→
Quarter ending March 2017	2,438	↑
Quarter ending June 2017	2,490	↑
Quarter ending September 2017	2,569	↑
Variance since September 2016	10.5%	↑



ACTIVITY

Cumulative percentage of contracted UDA delivered 2017 & 2018



Adjusted Scheduled Activity (UDA)

Month	2017	2018
April	12	0
May	679	633
June	1,006	1,213
July	1,719	1,753
August	2,058	2,548
September	2,650	2,951
October	3,189	
November	3,771	
December	4,338	
January	4,920	
February	5,341	
March	5,995	
April	6,341	
May	6,359	
June	6,360	

QUALITY

	Quantity	Base Number	Contract	AT	Region	England
% of FP17s for the same patient ID Re-attending within 3 months - Children	16	386	4.1%	11.3%	11.4%	11.9%
% of FP17s for the same patient ID Re-attending within 3 months - Adults	155	1,315	11.8%	15.0%	15.7%	15.9%
% of FP17s for the same patient ID Re-attending between 3 & 9 months - Children	195	386	50.5%	57.7%	60.6%	58.1%
% of FP17s for the same patient ID Re-attending between 3 & 9 months - Adults	711	1,315	54.1%	48.5%	52.0%	50.6%
% of FP17s for Band 1 Urgent Courses	145	1,536	9.4%	9.7%	9.6%	9.1%
% of FP17s Relating to Free Repair or Replacements	3	1,536	0.2%	0.7%	0.7%	0.8%
% of FP17s Relating to Continuations	0	1,536	0.0%	0.8%	1.0%	1.1%
% of Patients satisfied with the dentistry they have received	8	9	N/A	92.7%	91.6%	91.4%
% of Patients satisfied with the time they had to wait for an appointment	9	9	N/A	89.7%	87.9%	87.7%

* This is based on patients treated on this contract for their most recent course of treatment. Figures in italics indicate the base number of FP17s or Patient Questionnaire responses are less than 100. N/A is shown where the base number of responses is less than 10 during the period. % is calculated as Quantity/Base number*100

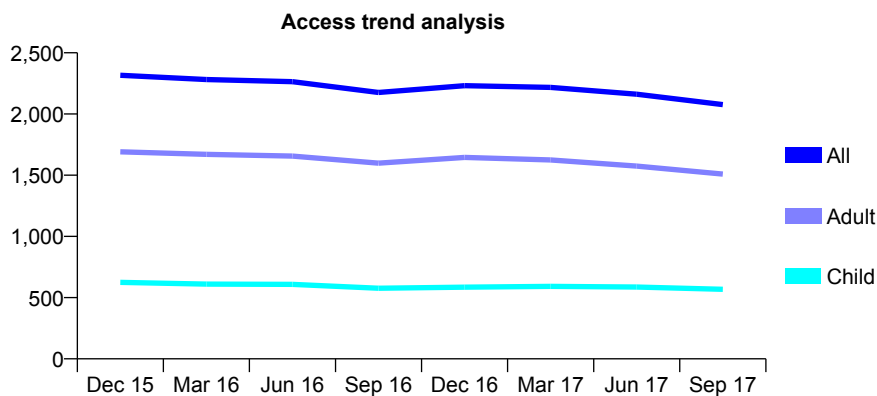
Q69 - Vital Signs At a Glance Contract Report for 737356/0001 - September 2017

Name or company name	MISS MJ HARDMAN
Contract type name	GDS Contract
Purpose of contract	General
Contract start date	01/04/2006
Contract end date	

17/18 Contracted general activity (UDA)	6,493
Carry forward general activity (UDA)	0
17/18 Contracted orthodontic activity (UOA)	0
Carry forward orthodontic activity (UOA)	0
Baseline contract value	£155,008.07

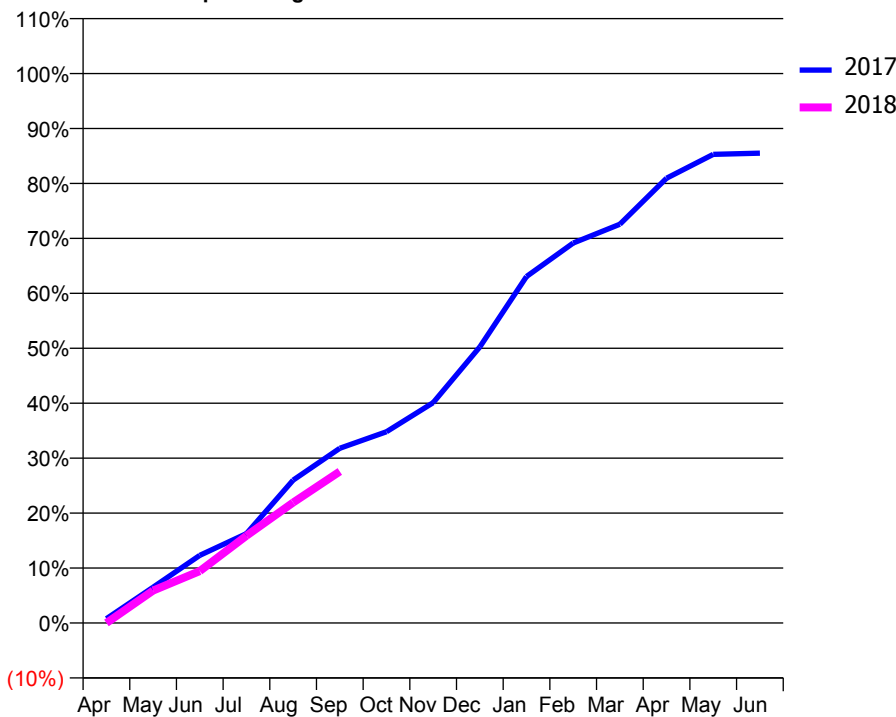
ACCESS*

Patients seen in 24 months	Total	Change since previous quarter
Quarter ending September 2016	2,176	
Quarter ending December 2016	2,231	↑
Quarter ending March 2017	2,217	→
Quarter ending June 2017	2,162	↓
Quarter ending September 2017	2,077	↓
Variance since September 2016	(4.5%)	↓



ACTIVITY

Cumulative percentage of contracted UDA delivered 2017 & 2018



Month	Adjusted Scheduled Activity (UDA)	
	2017	2018
April	52	0
May	423	384
June	800	614
July	1,056	1,031
August	1,689	1,424
September	2,065	1,791
October	2,260	
November	2,603	
December	3,263	
January	4,095	
February	4,490	
March	4,711	
April	5,256	
May	5,537	
June	5,551	

QUALITY

	Quantity	Base Number	Contract	AT	Region	England
% of FP17s for the same patient ID Re-attending within 3 months - Children	15	442	3.4%	11.3%	11.4%	11.9%
% of FP17s for the same patient ID Re-attending within 3 months - Adults	75	888	8.4%	15.0%	15.7%	15.9%
% of FP17s for the same patient ID Re-attending between 3 & 9 months - Children	274	442	62.0%	57.7%	60.6%	58.1%
% of FP17s for the same patient ID Re-attending between 3 & 9 months - Adults	548	888	61.7%	48.5%	52.0%	50.6%
% of FP17s for Band 1 Urgent Courses	21	910	2.3%	9.7%	9.6%	9.1%
% of FP17s Relating to Free Repair or Replacements	4	910	0.4%	0.7%	0.7%	0.8%
% of FP17s Relating to Continuations	3	910	0.3%	0.8%	1.0%	1.1%
% of Patients satisfied with the dentistry they have received	2	2	N/A	92.7%	91.6%	91.4%
% of Patients satisfied with the time they had to wait for an appointment	2	2	N/A	89.7%	87.9%	87.7%

* This is based on patients treated on this contract for their most recent course of treatment. Figures in italics indicate the base number of FP17s or Patient Questionnaire responses are less than 100. N/A is shown where the base number of responses is less than 10 during the period. % is calculated as Quantity/Base number*100

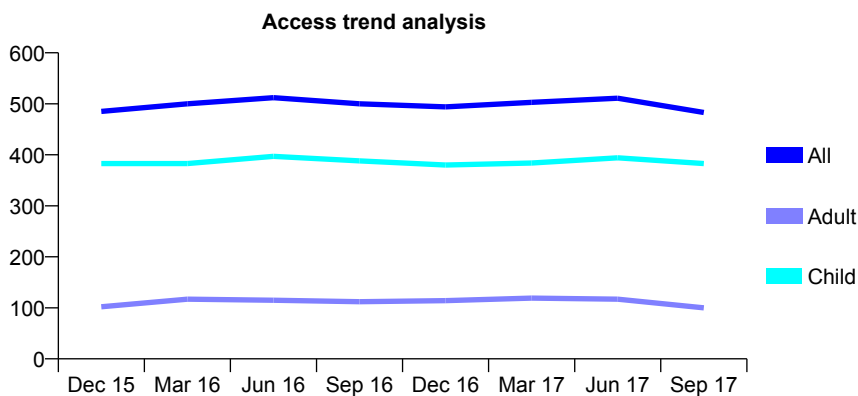
Q69 - Vital Signs At a Glance Contract Report for 740616/0001 - September 2017

Name or company name	MR R PARMAR
Contract type name	GDS Contract
Purpose of contract	General
Contract start date	01/04/2006
Contract end date	

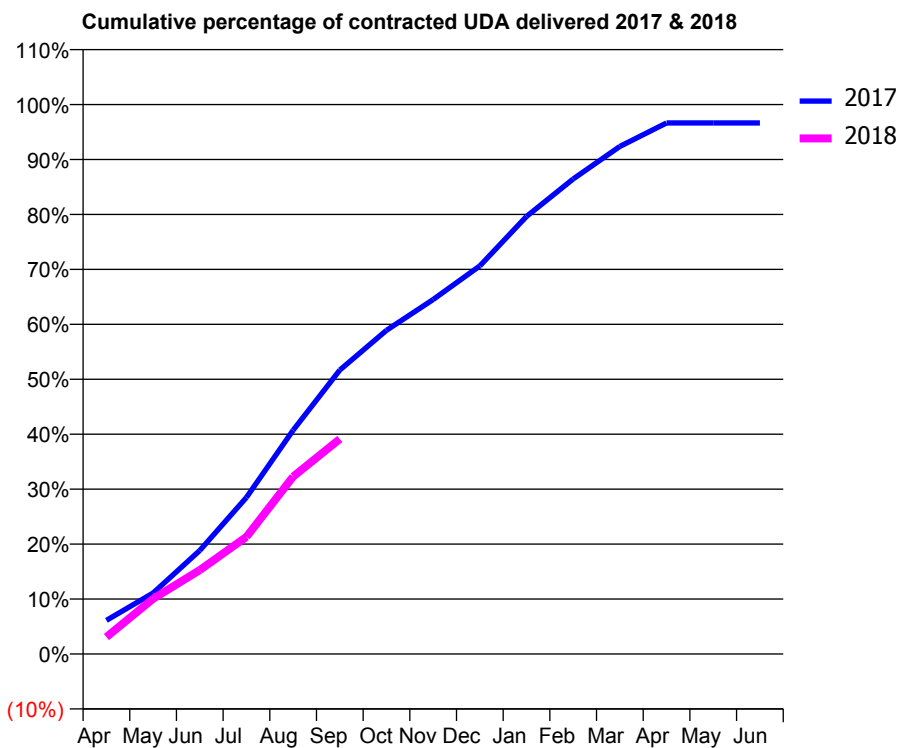
17/18 Contracted general activity (UDA)	750
Carry forward general activity (UDA)	26
17/18 Contracted orthodontic activity (UOA)	0
Carry forward orthodontic activity (UOA)	0
Baseline contract value	£16,609.39

ACCESS*

Patients seen in 24 months	Total	Change since previous quarter
Quarter ending September 2016	500	
Quarter ending December 2016	494	↓
Quarter ending March 2017	503	→
Quarter ending June 2017	511	→
Quarter ending September 2017	483	↓
Variance since September 2016	(3.4%)	↓



ACTIVITY



Month	Adjusted Scheduled Activity (UDA)	
	2017	2018
April	46	23
May	83	75
June	141	115
July	214	160
August	305	242
September	388	293
October	442	
November	484	
December	530	
January	597	
February	648	
March	693	
April	725	
May	725	
June	725	

QUALITY

	Quantity	Base Number	Contract	AT	Region	England
% of FP17s for the same patient ID Re-attending within 3 months - Children	14	280	5.0%	11.3%	11.4%	11.9%
% of FP17s for the same patient ID Re-attending within 3 months - Adults	3	18	16.7%	15.0%	15.7%	15.9%
% of FP17s for the same patient ID Re-attending between 3 & 9 months - Children	160	280	57.1%	57.7%	60.6%	58.1%
% of FP17s for the same patient ID Re-attending between 3 & 9 months - Adults	6	18	33.3%	48.5%	52.0%	50.6%
% of FP17s for Band 1 Urgent Courses	7	276	2.5%	9.7%	9.6%	9.1%
% of FP17s Relating to Free Repair or Replacements	0	276	0.0%	0.7%	0.7%	0.8%
% of FP17s Relating to Continuations	4	276	1.4%	0.8%	1.0%	1.1%
% of Patients satisfied with the dentistry they have received	4	4	N/A	92.7%	91.6%	91.4%
% of Patients satisfied with the time they had to wait for an appointment	4	4	N/A	89.7%	87.9%	87.7%

* This is based on patients treated on this contract for their most recent course of treatment. Figures in italics indicate the base number of FP17s or Patient Questionnaire responses are less than 100. N/A is shown where the base number of responses is less than 10 during the period. % is calculated as Quantity/Base number*100

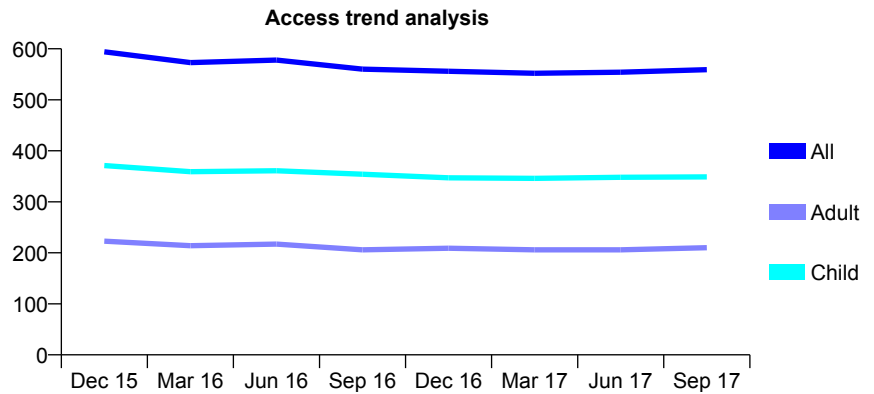
Q69 - Vital Signs At a Glance Contract Report for 741523/0001 - September 2017

Name or company name	MR JE MILLER
Contract type name	GDS Contract
Purpose of contract	General
Contract start date	01/07/2007
Contract end date	

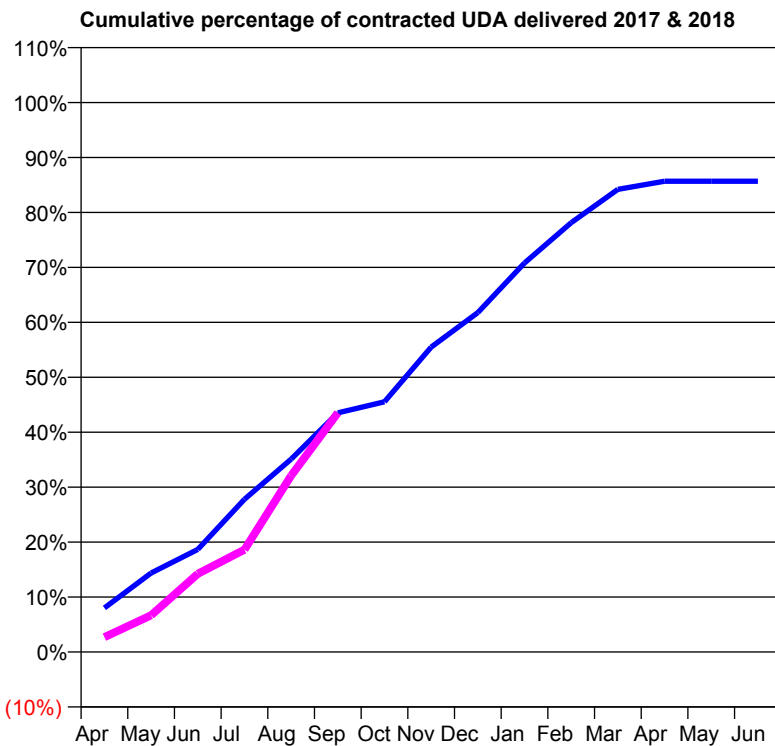
17/18 Contracted general activity (UDA)	850
Carry forward general activity (UDA)	0
17/18 Contracted orthodontic activity (UOA)	0
Carry forward orthodontic activity (UOA)	0
Baseline contract value	£20,328.33

ACCESS*

Patients seen in 24 months	Total	Change since previous quarter
Quarter ending September 2016	560	
Quarter ending December 2016	556	→
Quarter ending March 2017	552	→
Quarter ending June 2017	554	→
Quarter ending September 2017	559	→
Variance since September 2016	(0.2%)	→



ACTIVITY



Month	Adjusted Scheduled Activity (UDA)	
	2017	2018
April	76	23
May	137	57
June	177	121
July	264	158
August	333	273
September	413	370
October	433	
November	527	
December	587	
January	673	
February	742	
March	800	
April	814	
May	814	
June	814	

QUALITY

	Quantity	Base Number	Contract	AT	Region	England
% of FP17s for the same patient ID Re-attending within 3 months - Children	5	221	2.3%	11.3%	11.4%	11.9%
% of FP17s for the same patient ID Re-attending within 3 months - Adults	5	105	4.8%	15.0%	15.7%	15.9%
% of FP17s for the same patient ID Re-attending between 3 & 9 months - Children	97	221	43.9%	57.7%	60.6%	58.1%
% of FP17s for the same patient ID Re-attending between 3 & 9 months - Adults	35	105	33.3%	48.5%	52.0%	50.6%
% of FP17s for Band 1 Urgent Courses	15	317	4.7%	9.7%	9.6%	9.1%
% of FP17s Relating to Free Repair or Replacements	0	317	0.0%	0.7%	0.7%	0.8%
% of FP17s Relating to Continuations	0	317	0.0%	0.8%	1.0%	1.1%
% of Patients satisfied with the dentistry they have received	0	0	N/A	92.7%	91.6%	91.4%
% of Patients satisfied with the time they had to wait for an appointment	0	0	N/A	89.7%	87.9%	87.7%

* This is based on patients treated on this contract for their most recent course of treatment. Figures in italics indicate the base number of FP17s or Patient Questionnaire responses are less than 100. N/A is shown where the base number of responses is less than 10 during the period. % is calculated as Quantity/Base number*100

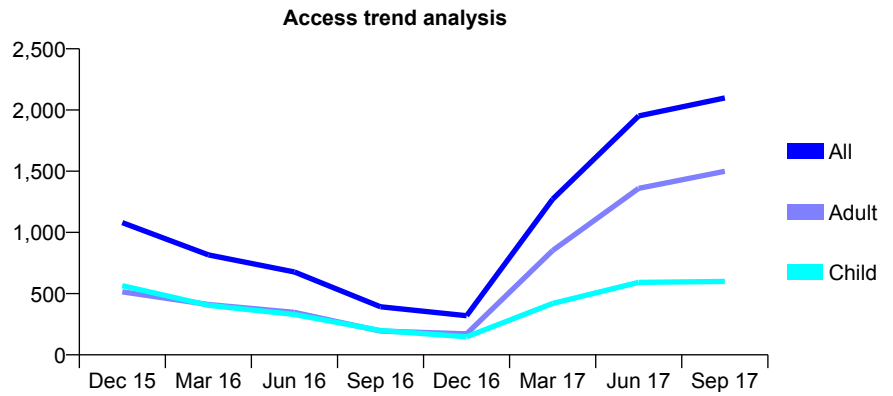
Q69 - Vital Signs At a Glance Contract Report for 746762/0001 - September 2017

Name or company name	MR S BHATIA
Contract type name	GDS Contract
Purpose of contract	General
Contract start date	01/04/2006
Contract end date	

17/18 Contracted general activity (UDA)	7,056
Carry forward general activity (UDA)	0
17/18 Contracted orthodontic activity (UOA)	0
Carry forward orthodontic activity (UOA)	0
Baseline contract value	£177,080.00

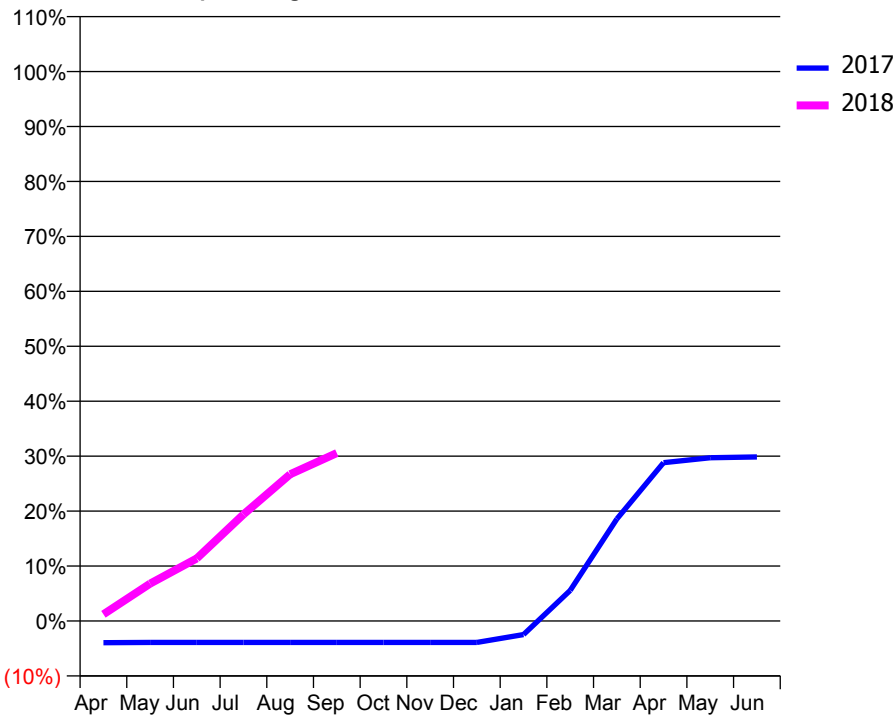
ACCESS*

Patients seen in 24 months	Total	Change since previous quarter
Quarter ending September 2016	393	
Quarter ending December 2016	320	↓
Quarter ending March 2017	1,272	↑
Quarter ending June 2017	1,952	↑
Quarter ending September 2017	2,099	↑
Variance since September 2016	434.1%	↑



ACTIVITY

Cumulative percentage of contracted UDA delivered 2017 & 2018



Month	Adjusted Scheduled Activity (UDA)	
	2017	2018
April	-247	87
May	-244	481
June	-244	805
July	-244	1,370
August	-244	1,884
September	-244	2,156
October	-244	
November	-244	
December	-244	
January	-155	
February	347	
March	1,159	
April	1,800	
May	1,856	
June	1,865	

QUALITY

	Quantity	Base Number	Contract	AT	Region	England
% of FP17s for the same patient ID Re-attending within 3 months - Children	22	488	4.5%	11.3%	11.4%	11.9%
% of FP17s for the same patient ID Re-attending within 3 months - Adults	136	1,261	10.8%	15.0%	15.7%	15.9%
% of FP17s for the same patient ID Re-attending between 3 & 9 months - Children	74	488	15.2%	57.7%	60.6%	58.1%
% of FP17s for the same patient ID Re-attending between 3 & 9 months - Adults	224	1,261	17.8%	48.5%	52.0%	50.6%
% of FP17s for Band 1 Urgent Courses	71	1,303	5.4%	9.7%	9.6%	9.1%
% of FP17s Relating to Free Repair or Replacements	9	1,303	0.7%	0.7%	0.7%	0.8%
% of FP17s Relating to Continuations	3	1,303	0.2%	0.8%	1.0%	1.1%
% of Patients satisfied with the dentistry they have received	1	1	N/A	92.7%	91.6%	91.4%
% of Patients satisfied with the time they had to wait for an appointment	1	1	N/A	89.7%	87.9%	87.7%

* This is based on patients treated on this contract for their most recent course of treatment. Figures in italics indicate the base number of FP17s or Patient Questionnaire responses are less than 100. N/A is shown where the base number of responses is less than 10 during the period. % is calculated as Quantity/Base number*100

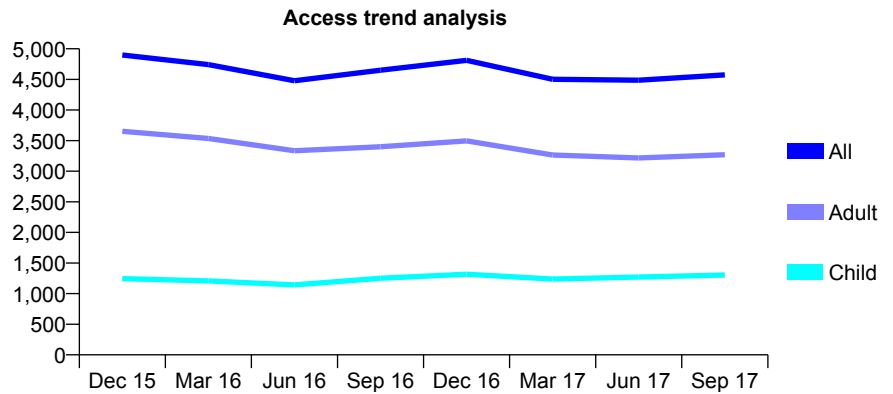
Q69 - Vital Signs At a Glance Contract Report for 746762/0002 - September 2017

Name or company name	MR S BHATIA
Contract type name	GDS Contract
Purpose of contract	General
Contract start date	01/04/2006
Contract end date	

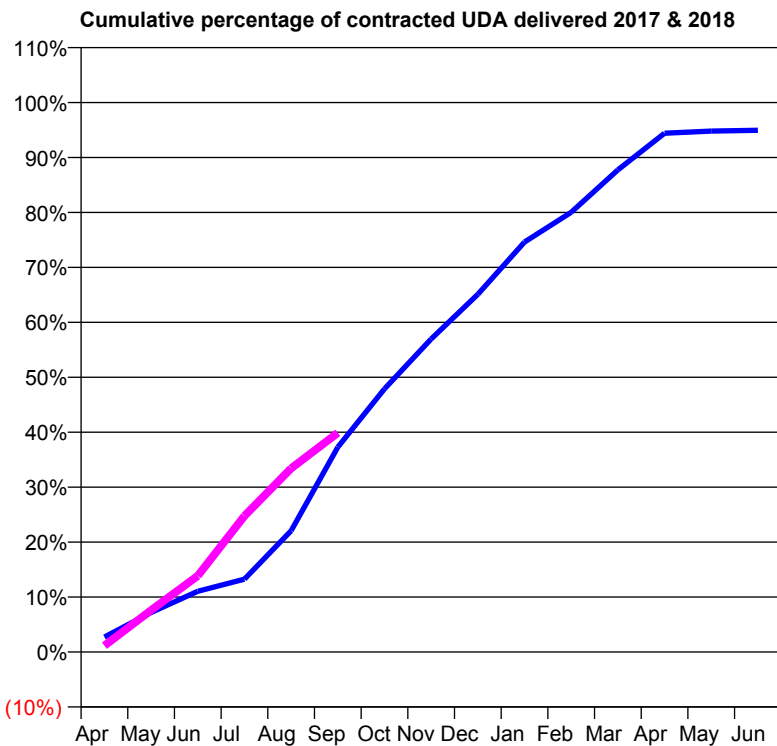
17/18 Contracted general activity (UDA)	8,311
Carry forward general activity (UDA)	0
17/18 Contracted orthodontic activity (UOA)	0
Carry forward orthodontic activity (UOA)	0
Baseline contract value	£216,542.75

ACCESS*

Patients seen in 24 months	Total	Change since previous quarter
Quarter ending September 2016	4,650	
Quarter ending December 2016	4,812	↑
Quarter ending March 2017	4,503	↓
Quarter ending June 2017	4,488	→
Quarter ending September 2017	4,573	→
Variance since September 2016	(1.7%)	↓



ACTIVITY



Month	Adjusted Scheduled Activity (UDA)	
	2017	2018
April	226	96
May	598	632
June	919	1,153
July	1,102	2,058
August	1,834	2,779
September	3,099	3,316
October	3,981	
November	4,735	
December	5,409	
January	6,201	
February	6,651	
March	7,292	
April	7,846	
May	7,879	
June	7,892	

QUALITY

	Quantity	Base Number	Contract	AT	Region	England
% of FP17s for the same patient ID Re-attending within 3 months - Children	29	670	4.3%	11.3%	11.4%	11.9%
% of FP17s for the same patient ID Re-attending within 3 months - Adults	107	1,484	7.2%	15.0%	15.7%	15.9%
% of FP17s for the same patient ID Re-attending between 3 & 9 months - Children	226	670	33.7%	57.7%	60.6%	58.1%
% of FP17s for the same patient ID Re-attending between 3 & 9 months - Adults	407	1,484	27.4%	48.5%	52.0%	50.6%
% of FP17s for Band 1 Urgent Courses	93	1,864	5.0%	9.7%	9.6%	9.1%
% of FP17s Relating to Free Repair or Replacements	4	1,864	0.2%	0.7%	0.7%	0.8%
% of FP17s Relating to Continuations	5	1,864	0.3%	0.8%	1.0%	1.1%
% of Patients satisfied with the dentistry they have received	13	13	100.0%	92.7%	91.6%	91.4%
% of Patients satisfied with the time they had to wait for an appointment	13	13	100.0%	89.7%	87.9%	87.7%

* This is based on patients treated on this contract for their most recent course of treatment. Figures in italics indicate the base number of FP17s or Patient Questionnaire responses are less than 100. N/A is shown where the base number of responses is less than 10 during the period. % is calculated as Quantity/Base number*100

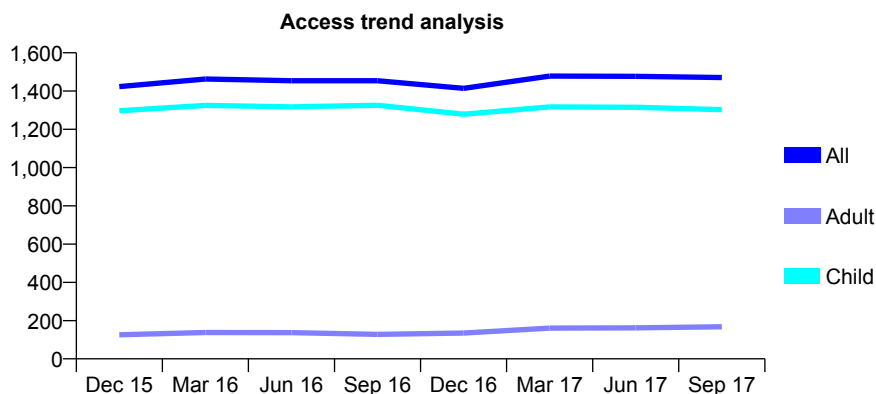
Q69 - Vital Signs At a Glance Contract Report for 749664/0001 - September 2017

Name or company name	MISS BB KANAS
Contract type name	GDS Contract
Purpose of contract	General
Contract start date	01/04/2006
Contract end date	

17/18 Contracted general activity (UDA)	2,650
Carry forward general activity (UDA)	36
17/18 Contracted orthodontic activity (UOA)	0
Carry forward orthodontic activity (UOA)	0
Baseline contract value	£63,371.18

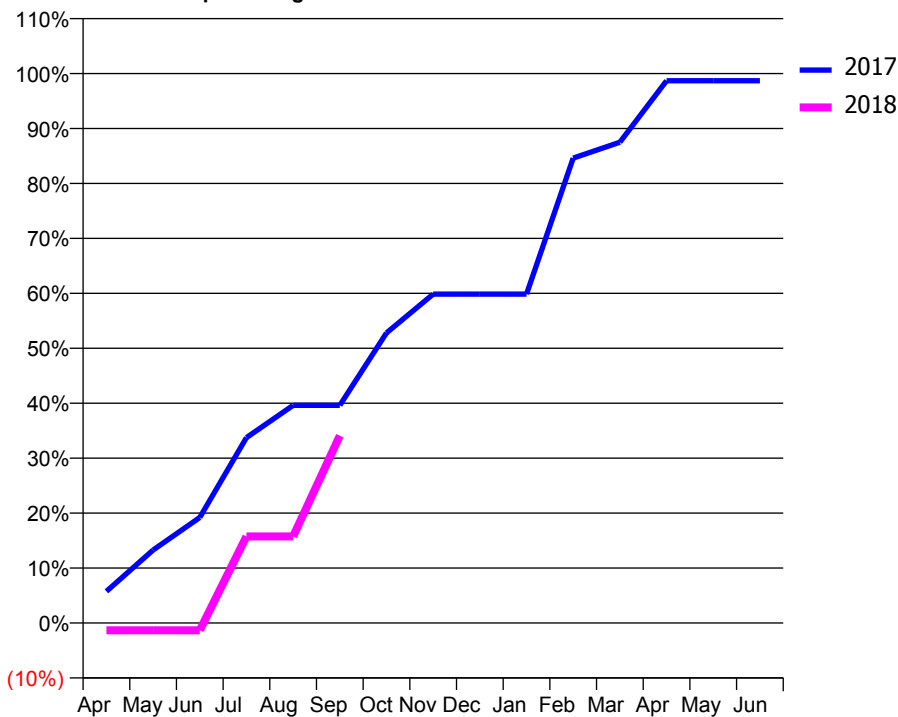
ACCESS*

Patients seen in 24 months	Total	Change since previous quarter
Quarter ending September 2016	1,454	
Quarter ending December 2016	1,414	↓
Quarter ending March 2017	1,478	↑
Quarter ending June 2017	1,477	→
Quarter ending September 2017	1,471	→
Variance since September 2016	1.2%	→



ACTIVITY

Cumulative percentage of contracted UDA delivered 2017 & 2018



Adjusted Scheduled Activity (UDA)

Month	2017	2018
April	153	-36
May	352	-36
June	509	-36
July	894	417
August	1,050	417
September	1,050	903
October	1,399	
November	1,586	
December	1,586	
January	1,586	
February	2,242	
March	2,318	
April	2,615	
May	2,615	
June	2,615	

QUALITY

	Quantity	Base Number	Contract	AT	Region	England
% of FP17s for the same patient ID Re-attending within 3 months - Children	64	1,059	6.0%	11.3%	11.4%	11.9%
% of FP17s for the same patient ID Re-attending within 3 months - Adults	3	49	6.1%	15.0%	15.7%	15.9%
% of FP17s for the same patient ID Re-attending between 3 & 9 months - Children	566	1,059	53.4%	57.7%	60.6%	58.1%
% of FP17s for the same patient ID Re-attending between 3 & 9 months - Adults	26	49	53.1%	48.5%	52.0%	50.6%
% of FP17s for Band 1 Urgent Courses	35	874	4.0%	9.7%	9.6%	9.1%
% of FP17s Relating to Free Repair or Replacements	0	874	0.0%	0.7%	0.7%	0.8%
% of FP17s Relating to Continuations	0	874	0.0%	0.8%	1.0%	1.1%
% of Patients satisfied with the dentistry they have received	0	0	N/A	92.7%	91.6%	91.4%
% of Patients satisfied with the time they had to wait for an appointment	0	0	N/A	89.7%	87.9%	87.7%

* This is based on patients treated on this contract for their most recent course of treatment. Figures in italics indicate the base number of FP17s or Patient Questionnaire responses are less than 100. N/A is shown where the base number of responses is less than 10 during the period. % is calculated as Quantity/Base number*100

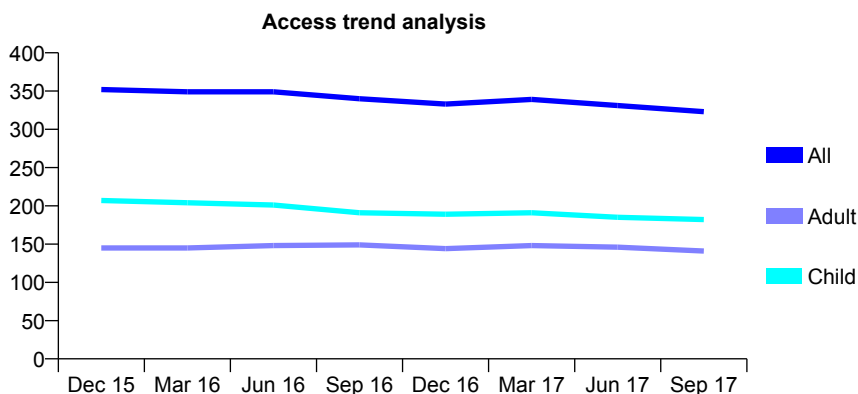
Q69 - Vital Signs At a Glance Contract Report for 754730/0001 - September 2017

Name or company name	MR D SCHOFIELD
Contract type name	GDS Contract
Purpose of contract	General
Contract start date	01/04/2006
Contract end date	

17/18 Contracted general activity (UDA)	645
Carry forward general activity (UDA)	20
17/18 Contracted orthodontic activity (UOA)	0
Carry forward orthodontic activity (UOA)	0
Baseline contract value	£14,611.46

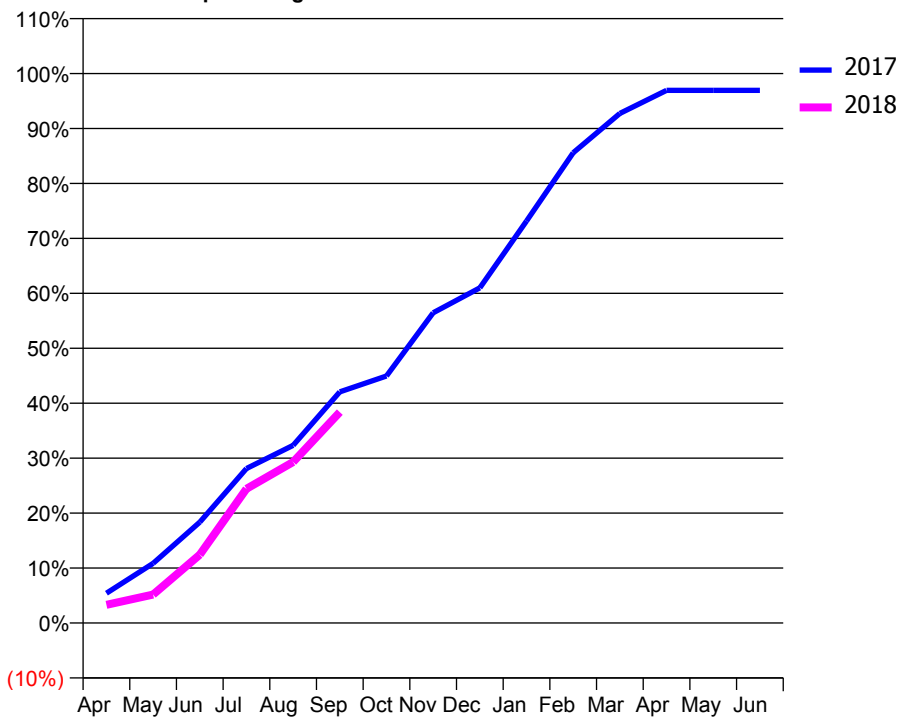
ACCESS*

Patients seen in 24 months	Total	Change since previous quarter
Quarter ending September 2016	340	
Quarter ending December 2016	333	↓
Quarter ending March 2017	339	→
Quarter ending June 2017	331	↓
Quarter ending September 2017	323	↓
Variance since September 2016	(5.0%)	↓



ACTIVITY

Cumulative percentage of contracted UDA delivered 2017 & 2018



Month	Adjusted Scheduled Activity (UDA)	
	2017	2018
April	35	21
May	70	33
June	118	80
July	181	158
August	209	189
September	271	248
October	290	
November	364	
December	393	
January	472	
February	552	
March	598	
April	625	
May	625	
June	625	

QUALITY

	Quantity	Base Number	Contract	AT	Region	England
% of FP17s for the same patient ID Re-attending within 3 months - Children	8	149	5.4%	11.3%	11.4%	11.9%
% of FP17s for the same patient ID Re-attending within 3 months - Adults	7	94	7.4%	15.0%	15.7%	15.9%
% of FP17s for the same patient ID Re-attending between 3 & 9 months - Children	121	149	81.2%	57.7%	60.6%	58.1%
% of FP17s for the same patient ID Re-attending between 3 & 9 months - Adults	57	94	60.6%	48.5%	52.0%	50.6%
% of FP17s for Band 1 Urgent Courses	13	229	5.7%	9.7%	9.6%	9.1%
% of FP17s Relating to Free Repair or Replacements	0	229	0.0%	0.7%	0.7%	0.8%
% of FP17s Relating to Continuations	2	229	0.9%	0.8%	1.0%	1.1%
% of Patients satisfied with the dentistry they have received	0	0	N/A	92.7%	91.6%	91.4%
% of Patients satisfied with the time they had to wait for an appointment	0	0	N/A	89.7%	87.9%	87.7%

* This is based on patients treated on this contract for their most recent course of treatment. Figures in italics indicate the base number of FP17s or Patient Questionnaire responses are less than 100. N/A is shown where the base number of responses is less than 10 during the period. % is calculated as Quantity/Base number*100

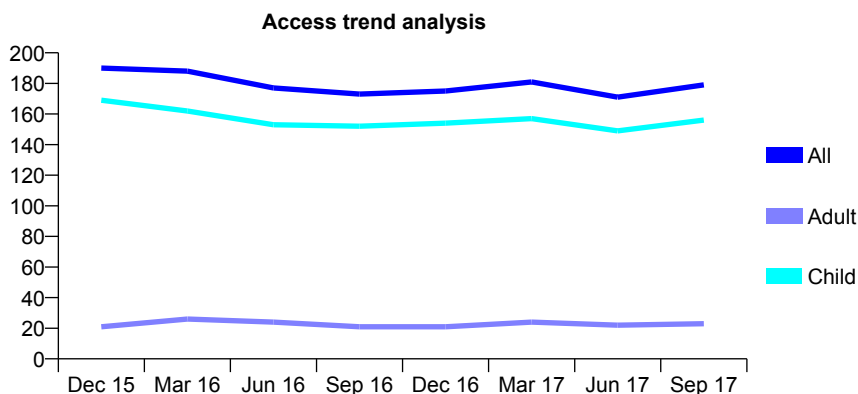
Q69 - Vital Signs At a Glance Contract Report for 762199/0001 - September 2017

Name or company name	MR F MOTTACKI
Contract type name	GDS Contract
Purpose of contract	General
Contract start date	01/04/2006
Contract end date	

17/18 Contracted general activity (UDA)	358
Carry forward general activity (UDA)	3
17/18 Contracted orthodontic activity (UOA)	0
Carry forward orthodontic activity (UOA)	0
Baseline contract value	£8,684.41

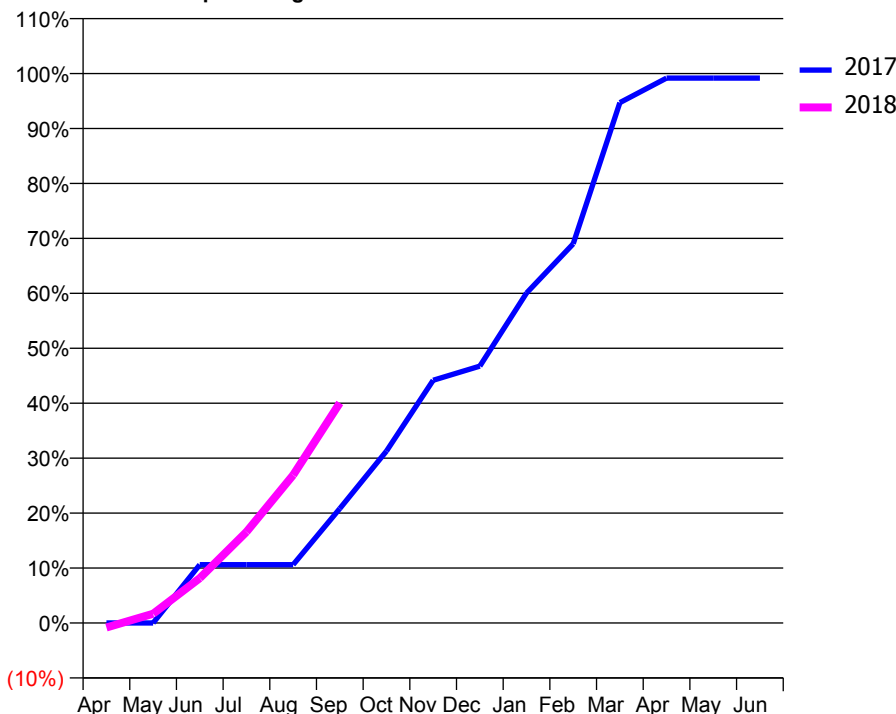
ACCESS*

Patients seen in 24 months	Total	Change since previous quarter
Quarter ending September 2016	173	
Quarter ending December 2016	175	→
Quarter ending March 2017	181	↑
Quarter ending June 2017	171	↓
Quarter ending September 2017	179	↑
Variance since September 2016	3.5%	↑



ACTIVITY

Cumulative percentage of contracted UDA delivered 2017 & 2018



Adjusted Scheduled Activity (UDA)

Month	2017	2018
April	0	-3
May	0	6
June	38	29
July	38	59
August	38	96
September	75	143
October	112	
November	158	
December	167	
January	215	
February	247	
March	339	
April	355	
May	355	
June	355	

QUALITY

	Quantity	Base Number	Contract	AT	Region	England
% of FP17s for the same patient ID Re-attending within 3 months - Children	2	65	3.1%	11.3%	11.4%	11.9%
% of FP17s for the same patient ID Re-attending within 3 months - Adults	2	14	14.3%	15.0%	15.7%	15.9%
% of FP17s for the same patient ID Re-attending between 3 & 9 months - Children	31	65	47.7%	57.7%	60.6%	58.1%
% of FP17s for the same patient ID Re-attending between 3 & 9 months - Adults	3	14	21.4%	48.5%	52.0%	50.6%
% of FP17s for Band 1 Urgent Courses	2	69	2.9%	9.7%	9.6%	9.1%
% of FP17s Relating to Free Repair or Replacements	0	69	0.0%	0.7%	0.7%	0.8%
% of FP17s Relating to Continuations	0	69	0.0%	0.8%	1.0%	1.1%
% of Patients satisfied with the dentistry they have received	0	0	N/A	92.7%	91.6%	91.4%
% of Patients satisfied with the time they had to wait for an appointment	0	0	N/A	89.7%	87.9%	87.7%

* This is based on patients treated on this contract for their most recent course of treatment. Figures in italics indicate the base number of FP17s or Patient Questionnaire responses are less than 100. N/A is shown where the base number of responses is less than 10 during the period. % is calculated as Quantity/Base number*100

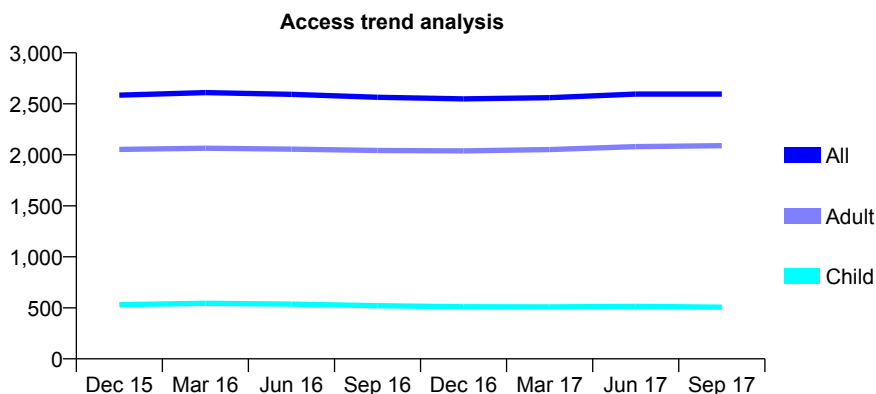
Q69 - Vital Signs At a Glance Contract Report for 762717/0001 - September 2017

Name or company name	MR R PATEL
Contract type name	GDS Contract
Purpose of contract	General
Contract start date	01/04/2007
Contract end date	

17/18 Contracted general activity (UDA)	7,599
Carry forward general activity (UDA)	33
17/18 Contracted orthodontic activity (UOA)	0
Carry forward orthodontic activity (UOA)	0
Baseline contract value	£167,428.79

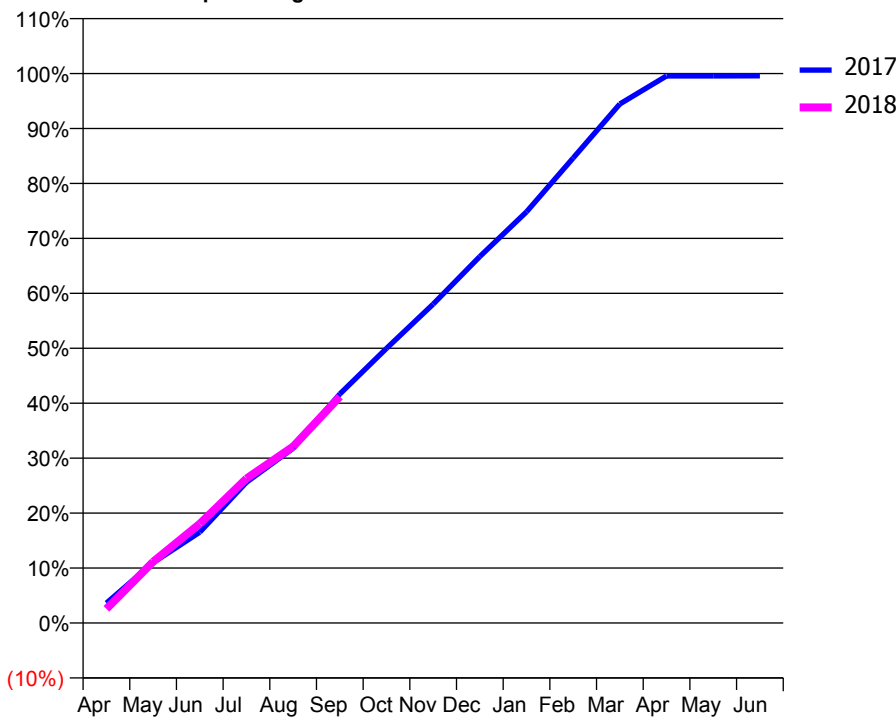
ACCESS*

Patients seen in 24 months	Total	Change since previous quarter
Quarter ending September 2016	2,564	
Quarter ending December 2016	2,549	→
Quarter ending March 2017	2,560	→
Quarter ending June 2017	2,596	→
Quarter ending September 2017	2,595	→
Variance since September 2016	1.2%	→



ACTIVITY

Cumulative percentage of contracted UDA delivered 2017 & 2018



Month	2017	2018
April	276	196
May	835	848
June	1,257	1,373
July	1,946	1,997
August	2,416	2,441
September	3,168	3,131
October	3,799	
November	4,410	
December	5,068	
January	5,686	
February	6,432	
March	7,178	
April	7,565	
May	7,565	
June	7,567	

QUALITY

	Quantity	Base Number	Contract	AT	Region	England
% of FP17s for the same patient ID Re-attending within 3 months - Children	20	420	4.8%	11.3%	11.4%	11.9%
% of FP17s for the same patient ID Re-attending within 3 months - Adults	247	1,697	14.6%	15.0%	15.7%	15.9%
% of FP17s for the same patient ID Re-attending between 3 & 9 months - Children	290	420	69.0%	57.7%	60.6%	58.1%
% of FP17s for the same patient ID Re-attending between 3 & 9 months - Adults	1,112	1,697	65.5%	48.5%	52.0%	50.6%
% of FP17s for Band 1 Urgent Courses	125	1,924	6.5%	9.7%	9.6%	9.1%
% of FP17s Relating to Free Repair or Replacements	23	1,924	1.2%	0.7%	0.7%	0.8%
% of FP17s Relating to Continuations	19	1,924	1.0%	0.8%	1.0%	1.1%
% of Patients satisfied with the dentistry they have received	2	3	N/A	92.7%	91.6%	91.4%
% of Patients satisfied with the time they had to wait for an appointment	3	3	N/A	89.7%	87.9%	87.7%

* This is based on patients treated on this contract for their most recent course of treatment. Figures in italics indicate the base number of FP17s or Patient Questionnaire responses are less than 100. N/A is shown where the base number of responses is less than 10 during the period. % is calculated as Quantity/Base number*100

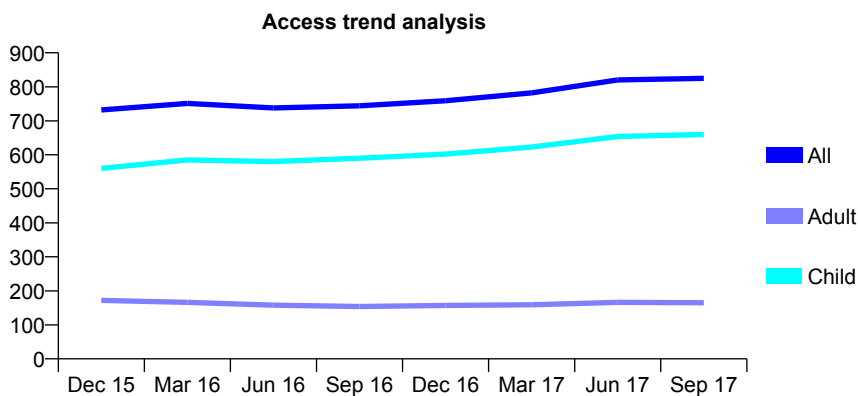
Q69 - Vital Signs At a Glance Contract Report for 766461/0002 - September 2017

Name or company name	MR J MURUGUPPILLAI
Contract type name	GDS Contract
Purpose of contract	General
Contract start date	30/07/2008
Contract end date	

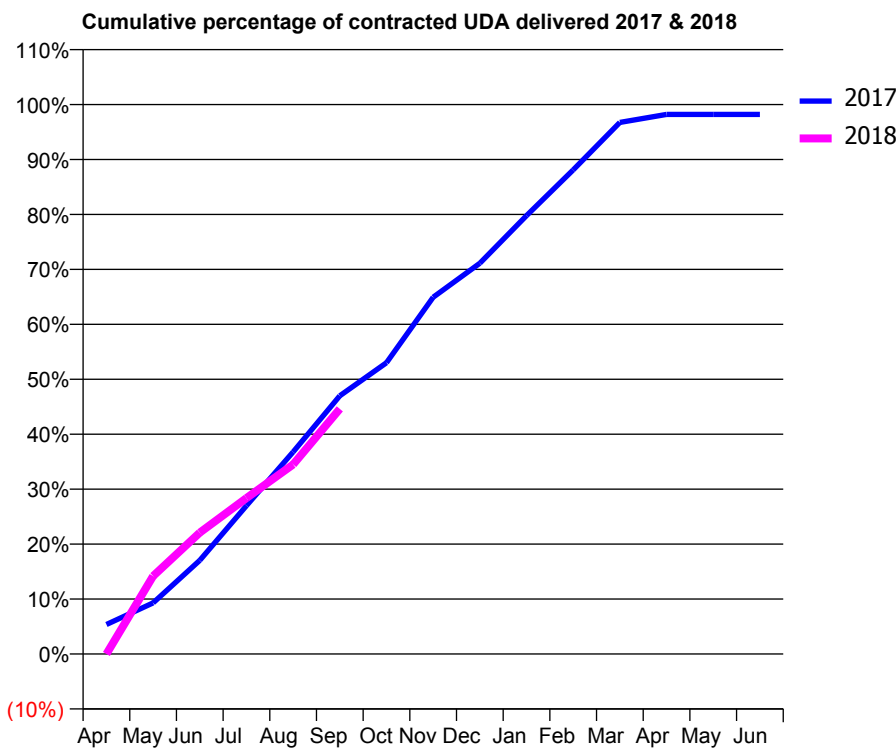
17/18 Contracted general activity (UDA)	1,226
Carry forward general activity (UDA)	22
17/18 Contracted orthodontic activity (UOA)	0
Carry forward orthodontic activity (UOA)	0
Baseline contract value	£26,669.34

ACCESS*

Patients seen in 24 months	Total	Change since previous quarter
Quarter ending September 2016	744	
Quarter ending December 2016	759	↑
Quarter ending March 2017	782	↑
Quarter ending June 2017	820	↑
Quarter ending September 2017	825	→
Variance since September 2016	10.9%	↑



ACTIVITY



Adjusted Scheduled Activity (UDA)		
Month	2017	2018
April	66	0
May	114	174
June	209	271
July	331	348
August	451	423
September	576	547
October	650	
November	796	
December	872	
January	978	
February	1,080	
March	1,186	
April	1,204	
May	1,204	
June	1,204	

QUALITY

	Quantity	Base Number	Contract	AT	Region	England
% of FP17s for the same patient ID Re-attending within 3 months - Children	13	448	2.9%	11.3%	11.4%	11.9%
% of FP17s for the same patient ID Re-attending within 3 months - Adults	5	61	8.2%	15.0%	15.7%	15.9%
% of FP17s for the same patient ID Re-attending between 3 & 9 months - Children	257	448	57.4%	57.7%	60.6%	58.1%
% of FP17s for the same patient ID Re-attending between 3 & 9 months - Adults	24	61	39.3%	48.5%	52.0%	50.6%
% of FP17s for Band 1 Urgent Courses	0	491	0.0%	9.7%	9.6%	9.1%
% of FP17s Relating to Free Repair or Replacements	0	491	0.0%	0.7%	0.7%	0.8%
% of FP17s Relating to Continuations	0	491	0.0%	0.8%	1.0%	1.1%
% of Patients satisfied with the dentistry they have received	0	0	N/A	92.7%	91.6%	91.4%
% of Patients satisfied with the time they had to wait for an appointment	0	0	N/A	89.7%	87.9%	87.7%

* This is based on patients treated on this contract for their most recent course of treatment. Figures in italics indicate the base number of FP17s or Patient Questionnaire responses are less than 100. N/A is shown where the base number of responses is less than 10 during the period. % is calculated as Quantity/Base number*100

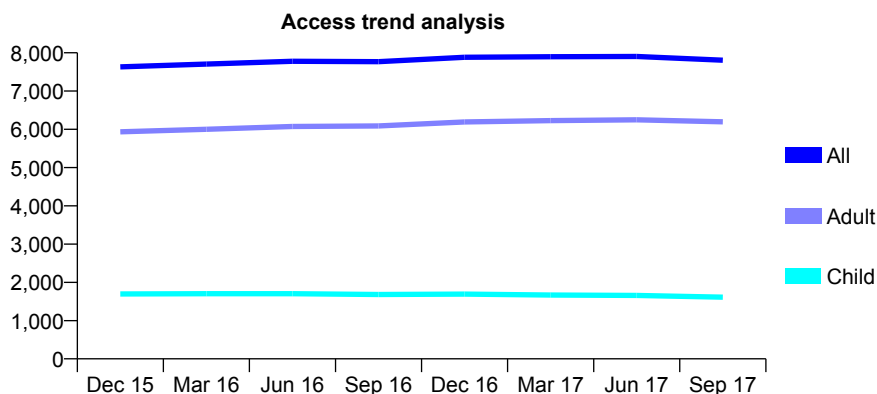
Q69 - Vital Signs At a Glance Contract Report for 767670/0001 - September 2017

Name or company name	MRS K DOULGERIDOU-KOSTOPOULOU
Contract type name	GDS Contract
Purpose of contract	General
Contract start date	01/04/2006
Contract end date	

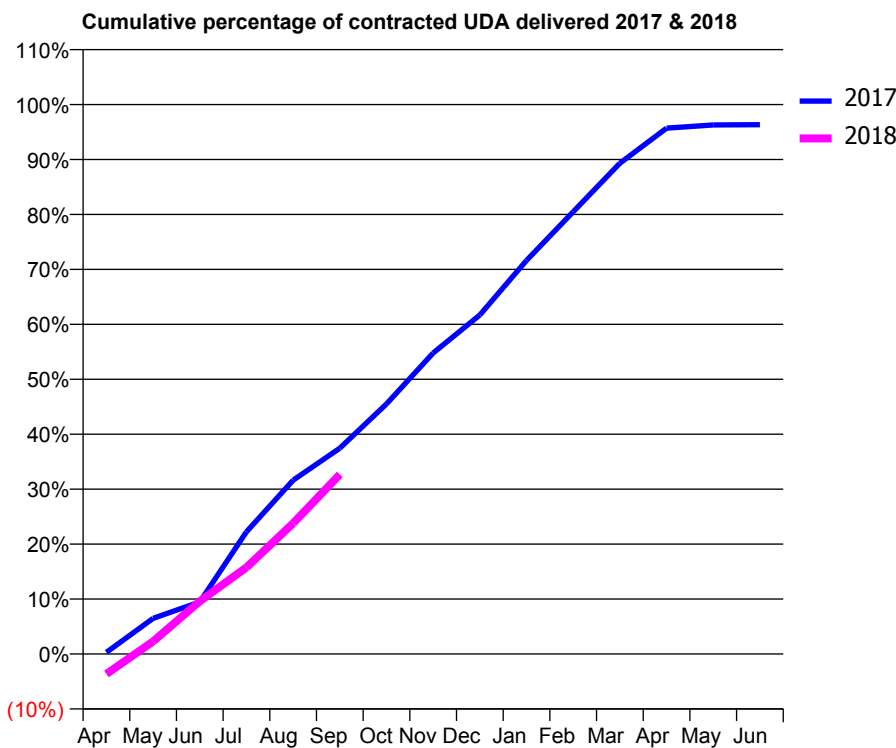
17/18 Contracted general activity (UDA)	24,000
Carry forward general activity (UDA)	879
17/18 Contracted orthodontic activity (UOA)	0
Carry forward orthodontic activity (UOA)	0
Baseline contract value	£525,031.95

ACCESS*

Patients seen in 24 months	Total	Change since previous quarter
Quarter ending September 2016	7,768	
Quarter ending December 2016	7,883	→
Quarter ending March 2017	7,896	→
Quarter ending June 2017	7,905	→
Quarter ending September 2017	7,807	↓
Variance since September 2016	0.5%	→



ACTIVITY



Month	Adjusted Scheduled Activity (UDA)	
	2017	2018
April	72	-879
May	1,558	550
June	2,274	2,306
July	5,341	3,785
August	7,593	5,708
September	8,989	7,841
October	10,925	
November	13,150	
December	14,808	
January	17,193	
February	19,317	
March	21,434	
April	22,967	
May	23,106	
June	23,121	

QUALITY

	Quantity	Base Number	Contract	AT	Region	England
% of FP17s for the same patient ID Re-attending within 3 months - Children	72	1,187	6.1%	11.3%	11.4%	11.9%
% of FP17s for the same patient ID Re-attending within 3 months - Adults	526	4,064	12.9%	15.0%	15.7%	15.9%
% of FP17s for the same patient ID Re-attending between 3 & 9 months - Children	746	1,187	62.8%	57.7%	60.6%	58.1%
% of FP17s for the same patient ID Re-attending between 3 & 9 months - Adults	2,227	4,064	54.8%	48.5%	52.0%	50.6%
% of FP17s for Band 1 Urgent Courses	76	4,537	1.7%	9.7%	9.6%	9.1%
% of FP17s Relating to Free Repair or Replacements	23	4,537	0.5%	0.7%	0.7%	0.8%
% of FP17s Relating to Continuations	59	4,537	1.3%	0.8%	1.0%	1.1%
% of Patients satisfied with the dentistry they have received	25	30	83.3%	92.7%	91.6%	91.4%
% of Patients satisfied with the time they had to wait for an appointment	28	30	93.3%	89.7%	87.9%	87.7%

* This is based on patients treated on this contract for their most recent course of treatment. Figures in italics indicate the base number of FP17s or Patient Questionnaire responses are less than 100. N/A is shown where the base number of responses is less than 10 during the period. % is calculated as Quantity/Base number*100

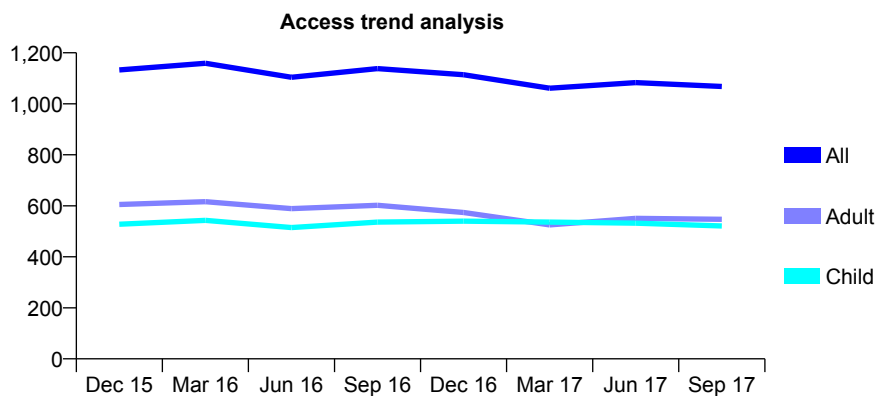
Q69 - Vital Signs At a Glance Contract Report for 768405/0001 - September 2017

Name or company name	MR H SANDHU
Contract type name	GDS Contract
Purpose of contract	General
Contract start date	01/04/2006
Contract end date	

17/18 Contracted general activity (UDA)	3,000
Carry forward general activity (UDA)	-19
17/18 Contracted orthodontic activity (UOA)	0
Carry forward orthodontic activity (UOA)	0
Baseline contract value	£64,396.63

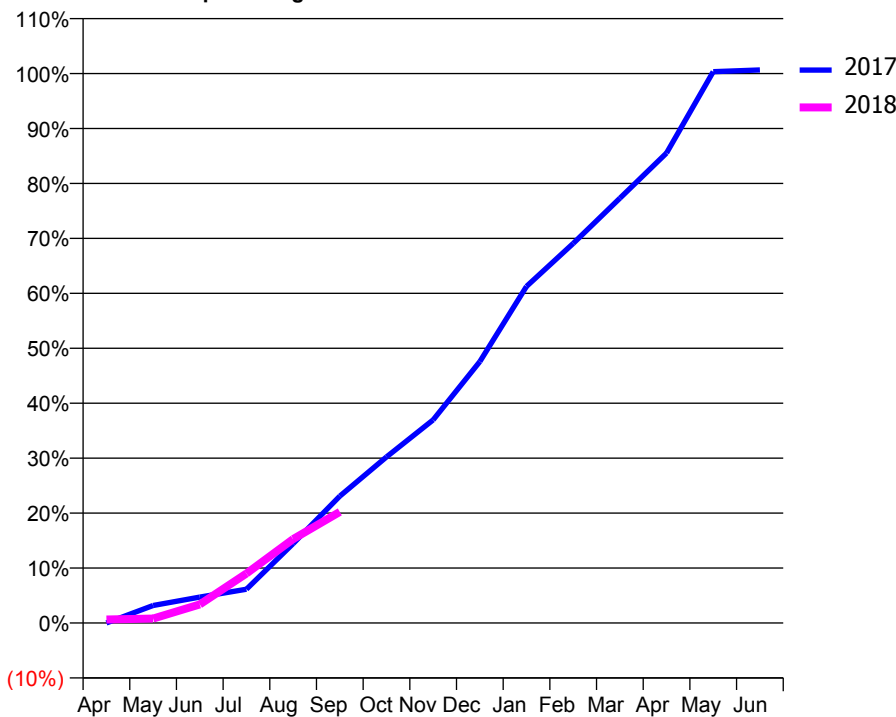
ACCESS*

Patients seen in 24 months	Total	Change since previous quarter
Quarter ending September 2016	1,138	
Quarter ending December 2016	1,114	↓
Quarter ending March 2017	1,061	↓
Quarter ending June 2017	1,083	↑
Quarter ending September 2017	1,068	↓
Variance since September 2016	(6.2%)	↓



ACTIVITY

Cumulative percentage of contracted UDA delivered 2017 & 2018



Month	Adjusted Scheduled Activity (UDA)	
	2017	2018
April	0	19
May	95	24
June	141	101
July	184	270
August	433	458
September	693	607
October	906	
November	1,109	
December	1,427	
January	1,838	
February	2,072	
March	2,319	
April	2,566	
May	3,010	
June	3,020	

QUALITY

	Quantity	Base Number	Contract	AT	Region	England
% of FP17s for the same patient ID Re-attending within 3 months - Children	16	306	5.2%	11.3%	11.4%	11.9%
% of FP17s for the same patient ID Re-attending within 3 months - Adults	33	202	16.3%	15.0%	15.7%	15.9%
% of FP17s for the same patient ID Re-attending between 3 & 9 months - Children	140	306	45.8%	57.7%	60.6%	58.1%
% of FP17s for the same patient ID Re-attending between 3 & 9 months - Adults	62	202	30.7%	48.5%	52.0%	50.6%
% of FP17s for Band 1 Urgent Courses	33	296	11.1%	9.7%	9.6%	9.1%
% of FP17s Relating to Free Repair or Replacements	4	296	1.4%	0.7%	0.7%	0.8%
% of FP17s Relating to Continuations	3	296	1.0%	0.8%	1.0%	1.1%
% of Patients satisfied with the dentistry they have received	0	0	N/A	92.7%	91.6%	91.4%
% of Patients satisfied with the time they had to wait for an appointment	0	0	N/A	89.7%	87.9%	87.7%

* This is based on patients treated on this contract for their most recent course of treatment. Figures in italics indicate the base number of FP17s or Patient Questionnaire responses are less than 100. N/A is shown where the base number of responses is less than 10 during the period. % is calculated as Quantity/Base number*100

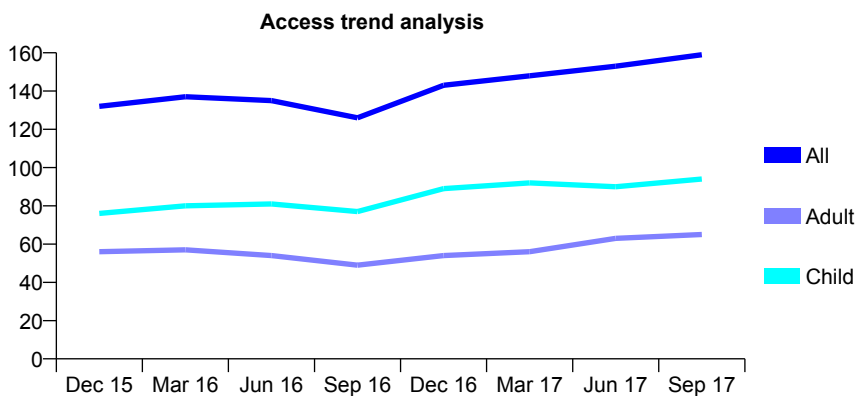
Q69 - Vital Signs At a Glance Contract Report for 768618/0001 - September 2017

Name or company name	MR PS NAGI
Contract type name	GDS Contract
Purpose of contract	General
Contract start date	05/02/2008
Contract end date	

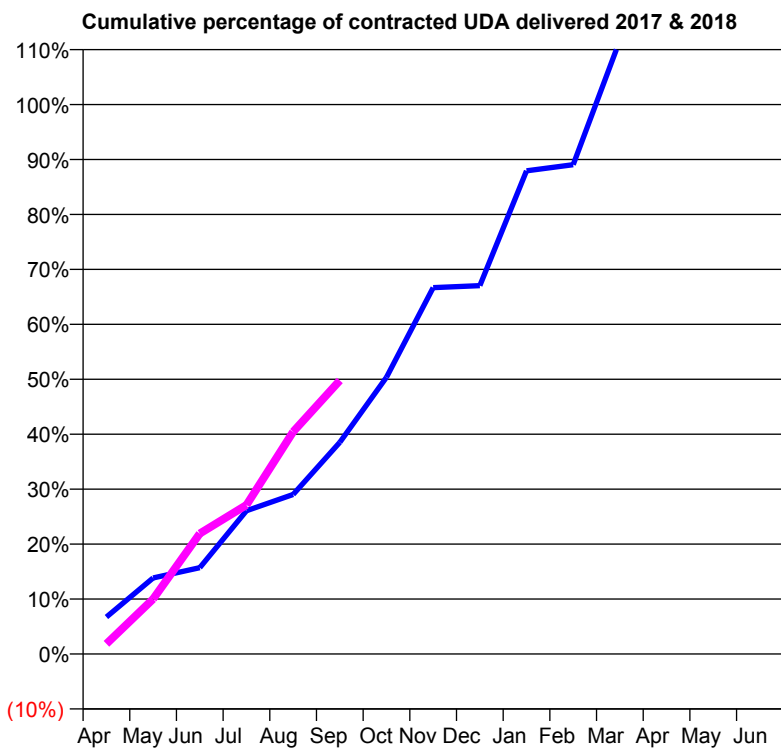
17/18 Contracted general activity (UDA)	270
Carry forward general activity (UDA)	-5
17/18 Contracted orthodontic activity (UOA)	0
Carry forward orthodontic activity (UOA)	0
Baseline contract value	£6,457.86

ACCESS*

Patients seen in 24 months	Total	Change since previous quarter
Quarter ending September 2016	126	
Quarter ending December 2016	143	↑
Quarter ending March 2017	148	↑
Quarter ending June 2017	153	↑
Quarter ending September 2017	159	↑
Variance since September 2016	26.2%	↑



ACTIVITY



Adjusted Scheduled Activity (UDA)		
Month	2017	2018
April	18	5
May	37	27
June	42	59
July	70	73
August	78	109
September	104	134
October	136	
November	180	
December	181	
January	237	
February	240	
March	301	
April	324	
May	332	
June	334	

QUALITY

	Quantity	Base Number	Contract	AT	Region	England
% of FP17s for the same patient ID Re-attending within 3 months - Children	12	71	16.9%	11.3%	11.4%	11.9%
% of FP17s for the same patient ID Re-attending within 3 months - Adults	3	26	11.5%	15.0%	15.7%	15.9%
% of FP17s for the same patient ID Re-attending between 3 & 9 months - Children	26	71	36.6%	57.7%	60.6%	58.1%
% of FP17s for the same patient ID Re-attending between 3 & 9 months - Adults	9	26	34.6%	48.5%	52.0%	50.6%
% of FP17s for Band 1 Urgent Courses	2	81	2.5%	9.7%	9.6%	9.1%
% of FP17s Relating to Free Repair or Replacements	0	81	0.0%	0.7%	0.7%	0.8%
% of FP17s Relating to Continuations	0	81	0.0%	0.8%	1.0%	1.1%
% of Patients satisfied with the dentistry they have received	0	0	N/A	92.7%	91.6%	91.4%
% of Patients satisfied with the time they had to wait for an appointment	0	0	N/A	89.7%	87.9%	87.7%

* This is based on patients treated on this contract for their most recent course of treatment. Figures in italics indicate the base number of FP17s or Patient Questionnaire responses are less than 100. N/A is shown where the base number of responses is less than 10 during the period. % is calculated as Quantity/Base number*100

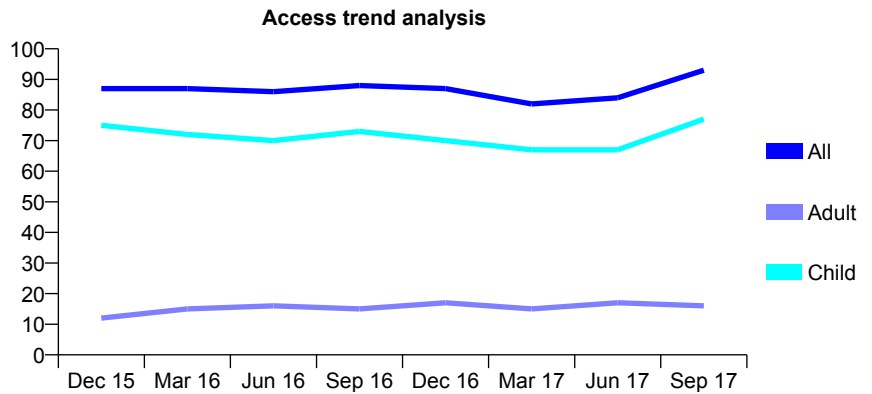
Q69 - Vital Signs At a Glance Contract Report for 768766/0001 - September 2017

Name or company name	MR S PATEL
Contract type name	GDS Contract
Purpose of contract	General
Contract start date	01/07/2006
Contract end date	

17/18 Contracted general activity (UDA)	190
Carry forward general activity (UDA)	0
17/18 Contracted orthodontic activity (UOA)	0
Carry forward orthodontic activity (UOA)	0
Baseline contract value	£4,543.64

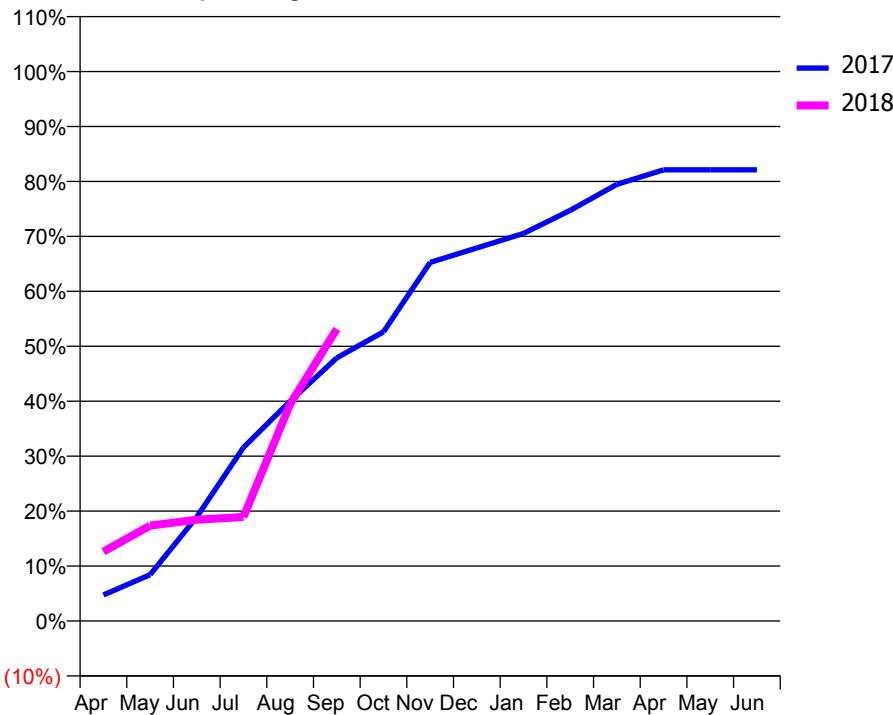
ACCESS*

Patients seen in 24 months	Total	Change since previous quarter
Quarter ending September 2016	88	
Quarter ending December 2016	87	↓
Quarter ending March 2017	82	↓
Quarter ending June 2017	84	↑
Quarter ending September 2017	93	↑
Variance since September 2016	5.7%	↑



ACTIVITY

Cumulative percentage of contracted UDA delivered 2017 & 2018



Month	Adjusted Scheduled Activity (UDA)	
	2017	2018
April	9	24
May	16	33
June	36	35
July	60	36
August	76	75
September	91	101
October	100	
November	124	
December	129	
January	134	
February	142	
March	151	
April	156	
May	156	
June	156	

QUALITY

	Quantity	Base Number	Contract	AT	Region	England
% of FP17s for the same patient ID Re-attending within 3 months - Children	4	64	6.3%	11.3%	11.4%	11.9%
% of FP17s for the same patient ID Re-attending within 3 months - Adults	0	2	0.0%	15.0%	15.7%	15.9%
% of FP17s for the same patient ID Re-attending between 3 & 9 months - Children	25	64	39.1%	57.7%	60.6%	58.1%
% of FP17s for the same patient ID Re-attending between 3 & 9 months - Adults	1	2	50.0%	48.5%	52.0%	50.6%
% of FP17s for Band 1 Urgent Courses	0	59	0.0%	9.7%	9.6%	9.1%
% of FP17s Relating to Free Repair or Replacements	0	59	0.0%	0.7%	0.7%	0.8%
% of FP17s Relating to Continuations	0	59	0.0%	0.8%	1.0%	1.1%
% of Patients satisfied with the dentistry they have received	0	0	N/A	92.7%	91.6%	91.4%
% of Patients satisfied with the time they had to wait for an appointment	0	0	N/A	89.7%	87.9%	87.7%

* This is based on patients treated on this contract for their most recent course of treatment. Figures in italics indicate the base number of FP17s or Patient Questionnaire responses are less than 100. N/A is shown where the base number of responses is less than 10 during the period. % is calculated as Quantity/Base number*100

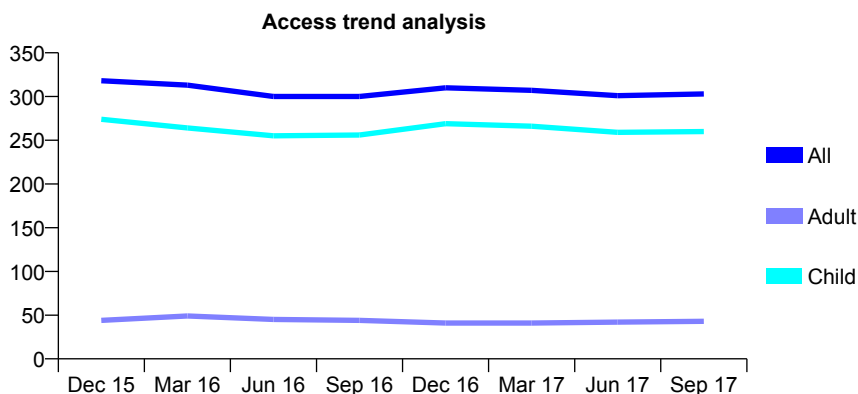
Q69 - Vital Signs At a Glance Contract Report for 772909/0001 - September 2017

Name or company name	MR JS JUGDEV
Contract type name	GDS Contract
Purpose of contract	General
Contract start date	01/02/2008
Contract end date	

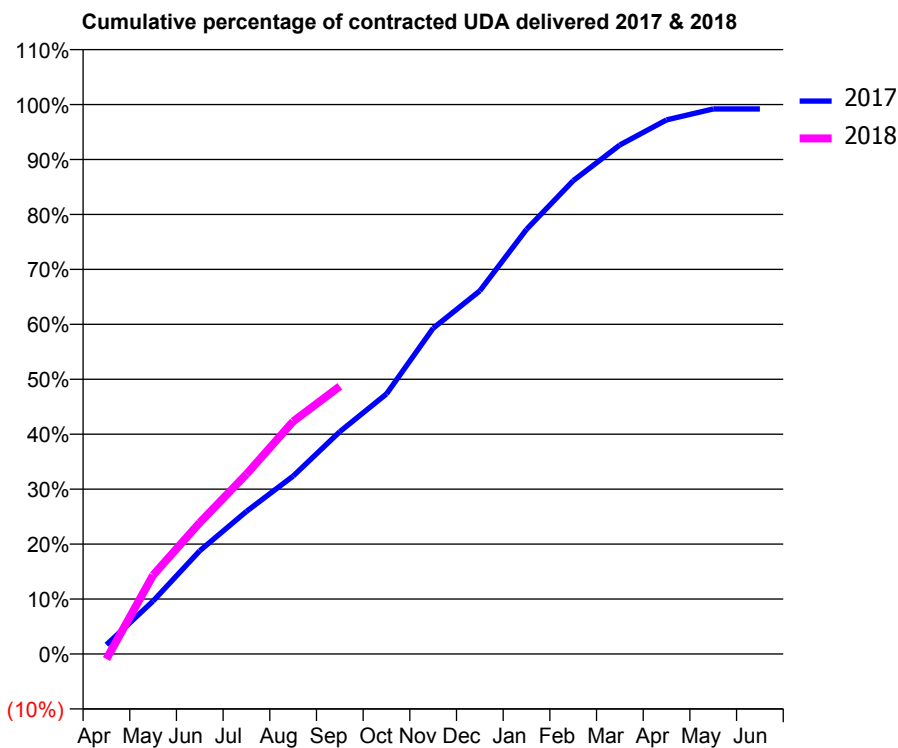
17/18 Contracted general activity (UDA)	649
Carry forward general activity (UDA)	6
17/18 Contracted orthodontic activity (UOA)	0
Carry forward orthodontic activity (UOA)	0
Baseline contract value	£15,321.54

ACCESS*

Patients seen in 24 months	Total	Change since previous quarter
Quarter ending September 2016	300	
Quarter ending December 2016	310	↑
Quarter ending March 2017	307	→
Quarter ending June 2017	301	↓
Quarter ending September 2017	303	→
Variance since September 2016	1.0%	→



ACTIVITY



Month	Adjusted Scheduled Activity (UDA)	
	2017	2018
April	11	-6
May	63	93
June	122	155
July	168	212
August	210	275
September	263	316
October	307	
November	385	
December	429	
January	502	
February	559	
March	601	
April	631	
May	644	
June	644	

QUALITY

	Quantity	Base Number	Contract	AT	Region	England
% of FP17s for the same patient ID Re-attending within 3 months - Children	11	241	4.6%	11.3%	11.4%	11.9%
% of FP17s for the same patient ID Re-attending within 3 months - Adults	0	12	0.0%	15.0%	15.7%	15.9%
% of FP17s for the same patient ID Re-attending between 3 & 9 months - Children	168	241	69.7%	57.7%	60.6%	58.1%
% of FP17s for the same patient ID Re-attending between 3 & 9 months - Adults	11	12	91.7%	48.5%	52.0%	50.6%
% of FP17s for Band 1 Urgent Courses	6	221	2.7%	9.7%	9.6%	9.1%
% of FP17s Relating to Free Repair or Replacements	0	221	0.0%	0.7%	0.7%	0.8%
% of FP17s Relating to Continuations	0	221	0.0%	0.8%	1.0%	1.1%
% of Patients satisfied with the dentistry they have received	0	0	N/A	92.7%	91.6%	91.4%
% of Patients satisfied with the time they had to wait for an appointment	0	0	N/A	89.7%	87.9%	87.7%

* This is based on patients treated on this contract for their most recent course of treatment. Figures in italics indicate the base number of FP17s or Patient Questionnaire responses are less than 100. N/A is shown where the base number of responses is less than 10 during the period. % is calculated as Quantity/Base number*100

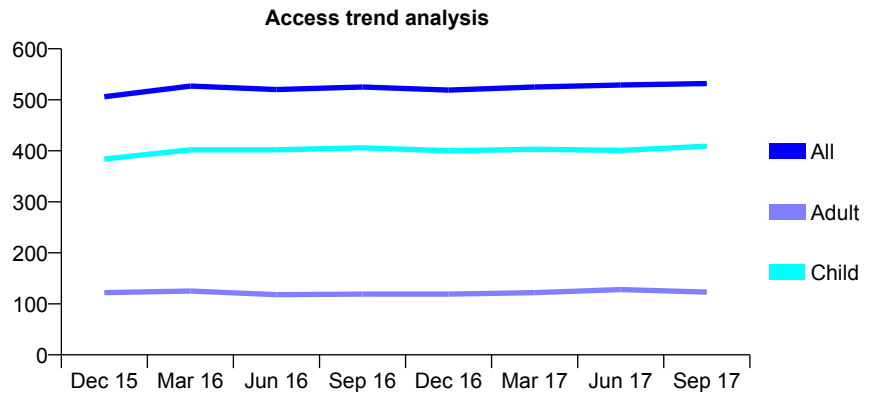
Q69 - Vital Signs At a Glance Contract Report for 783463/0001 - September 2017

Name or company name	MR SP DAHLMAN
Contract type name	GDS Contract
Purpose of contract	General
Contract start date	01/04/2006
Contract end date	

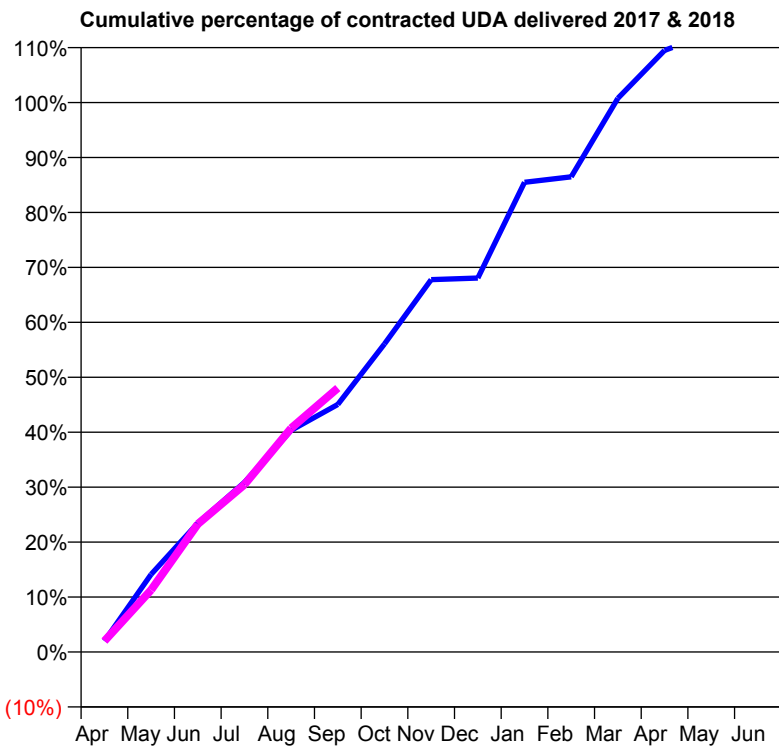
17/18 Contracted general activity (UDA)	700
Carry forward general activity (UDA)	-14
17/18 Contracted orthodontic activity (UOA)	0
Carry forward orthodontic activity (UOA)	0
Baseline contract value	£16,739.72

ACCESS*

Patients seen in 24 months	Total	Change since previous quarter
Quarter ending September 2016	525	
Quarter ending December 2016	519	↓
Quarter ending March 2017	525	→
Quarter ending June 2017	529	→
Quarter ending September 2017	532	→
Variance since September 2016	1.3%	→



ACTIVITY



Adjusted Scheduled Activity (UDA)		
Month	2017	2018
April	14	14
May	99	79
June	164	163
July	216	213
August	282	285
September	315	336
October	392	
November	474	
December	476	
January	598	
February	605	
March	705	
April	766	
May	788	
June	788	

QUALITY

	Quantity	Base Number	Contract	AT	Region	England
% of FP17s for the same patient ID Re-attending within 3 months - Children	8	259	3.1%	11.3%	11.4%	11.9%
% of FP17s for the same patient ID Re-attending within 3 months - Adults	2	39	5.1%	15.0%	15.7%	15.9%
% of FP17s for the same patient ID Re-attending between 3 & 9 months - Children	131	259	50.6%	57.7%	60.6%	58.1%
% of FP17s for the same patient ID Re-attending between 3 & 9 months - Adults	12	39	30.8%	48.5%	52.0%	50.6%
% of FP17s for Band 1 Urgent Courses	1	250	0.4%	9.7%	9.6%	9.1%
% of FP17s Relating to Free Repair or Replacements	0	250	0.0%	0.7%	0.7%	0.8%
% of FP17s Relating to Continuations	0	250	0.0%	0.8%	1.0%	1.1%
% of Patients satisfied with the dentistry they have received	1	1	N/A	92.7%	91.6%	91.4%
% of Patients satisfied with the time they had to wait for an appointment	1	1	N/A	89.7%	87.9%	87.7%

* This is based on patients treated on this contract for their most recent course of treatment. Figures in italics indicate the base number of FP17s or Patient Questionnaire responses are less than 100. N/A is shown where the base number of responses is less than 10 during the period. % is calculated as Quantity/Base number*100

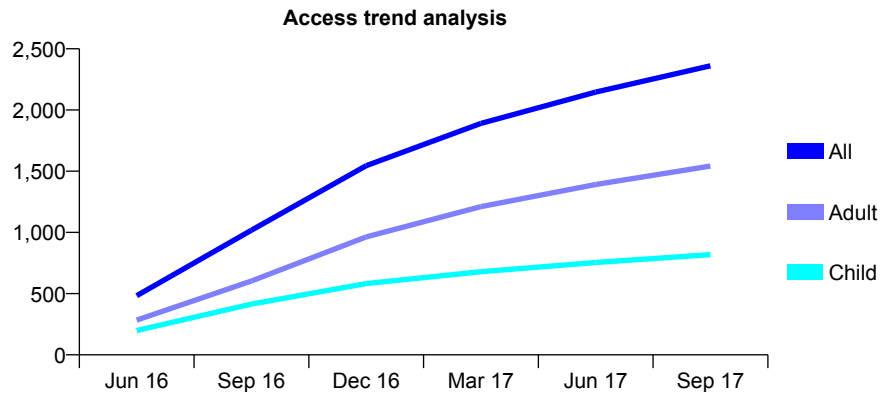
Q69 - Vital Signs At a Glance Contract Report for 788236/0001 - September 2017

Name or company name	MR N SHAH
Contract type name	GDS Contract
Purpose of contract	General
Contract start date	01/11/2015
Contract end date	

17/18 Contracted general activity (UDA)	6,219
Carry forward general activity (UDA)	134
17/18 Contracted orthodontic activity (UOA)	0
Carry forward orthodontic activity (UOA)	0
Baseline contract value	£136,882.15

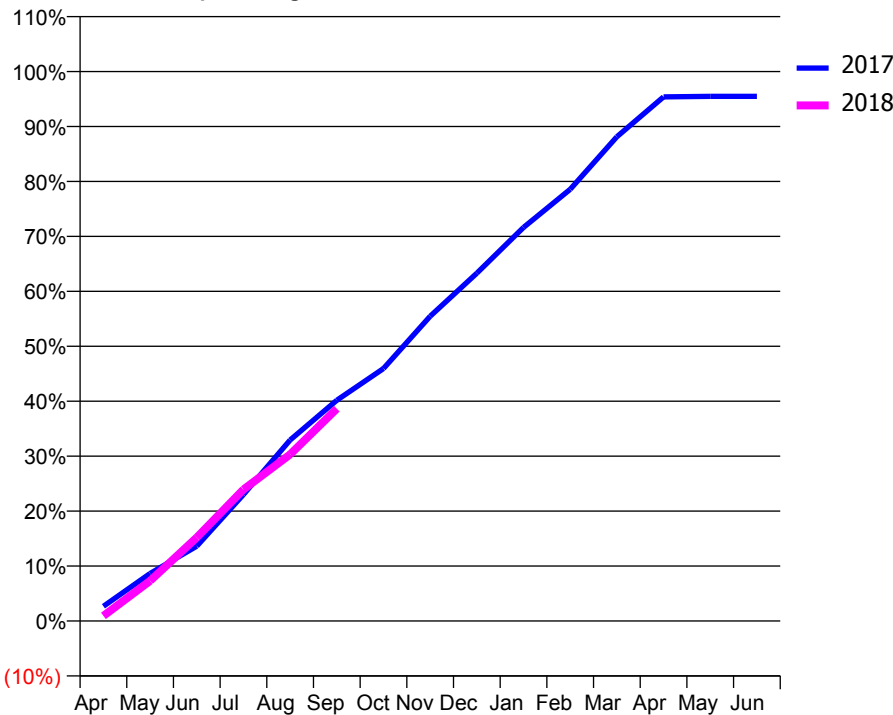
ACCESS*

Patients seen in 24 months	Total	Change since previous quarter
Quarter ending September 2016	1,018	
Quarter ending December 2016	1,545	↑
Quarter ending March 2017	1,890	↑
Quarter ending June 2017	2,146	↑
Quarter ending September 2017	2,361	↑
Variance since September 2016	131.9%	↑



ACTIVITY

Cumulative percentage of contracted UDA delivered 2017 & 2018



Month	Adjusted Scheduled Activity (UDA)	
	2017	2018
April	173	57
May	560	455
June	882	945
July	1,489	1,488
August	2,130	1,886
September	2,599	2,403
October	2,972	
November	3,588	
December	4,095	
January	4,633	
February	5,081	
March	5,701	
April	6,169	
May	6,175	
June	6,175	

QUALITY

	Quantity	Base Number	Contract	AT	Region	England
% of FP17s for the same patient ID Re-attending within 3 months - Children	43	641	6.7%	11.3%	11.4%	11.9%
% of FP17s for the same patient ID Re-attending within 3 months - Adults	172	985	17.5%	15.0%	15.7%	15.9%
% of FP17s for the same patient ID Re-attending between 3 & 9 months - Children	288	641	44.9%	57.7%	60.6%	58.1%
% of FP17s for the same patient ID Re-attending between 3 & 9 months - Adults	312	985	31.7%	48.5%	52.0%	50.6%
% of FP17s for Band 1 Urgent Courses	163	1,444	11.3%	9.7%	9.6%	9.1%
% of FP17s Relating to Free Repair or Replacements	4	1,444	0.3%	0.7%	0.7%	0.8%
% of FP17s Relating to Continuations	13	1,444	0.9%	0.8%	1.0%	1.1%
% of Patients satisfied with the dentistry they have received	6	6	N/A	92.7%	91.6%	91.4%
% of Patients satisfied with the time they had to wait for an appointment	6	6	N/A	89.7%	87.9%	87.7%

* This is based on patients treated on this contract for their most recent course of treatment. Figures in italics indicate the base number of FP17s or Patient Questionnaire responses are less than 100. N/A is shown where the base number of responses is less than 10 during the period. % is calculated as Quantity/Base number*100

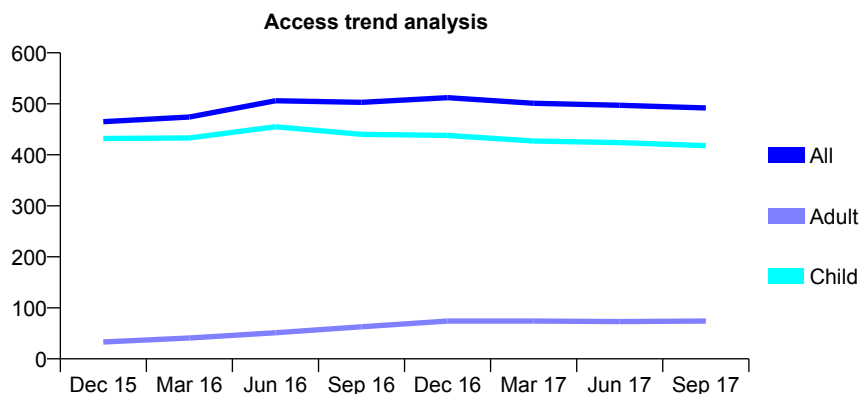
Q69 - Vital Signs At a Glance Contract Report for 789224/0001 - September 2017

Name or company name	MR SM MUGHAL
Contract type name	GDS Contract
Purpose of contract	General
Contract start date	01/01/2015
Contract end date	

17/18 Contracted general activity (UDA)	986
Carry forward general activity (UDA)	-11
17/18 Contracted orthodontic activity (UOA)	0
Carry forward orthodontic activity (UOA)	0
Baseline contract value	£21,600.61

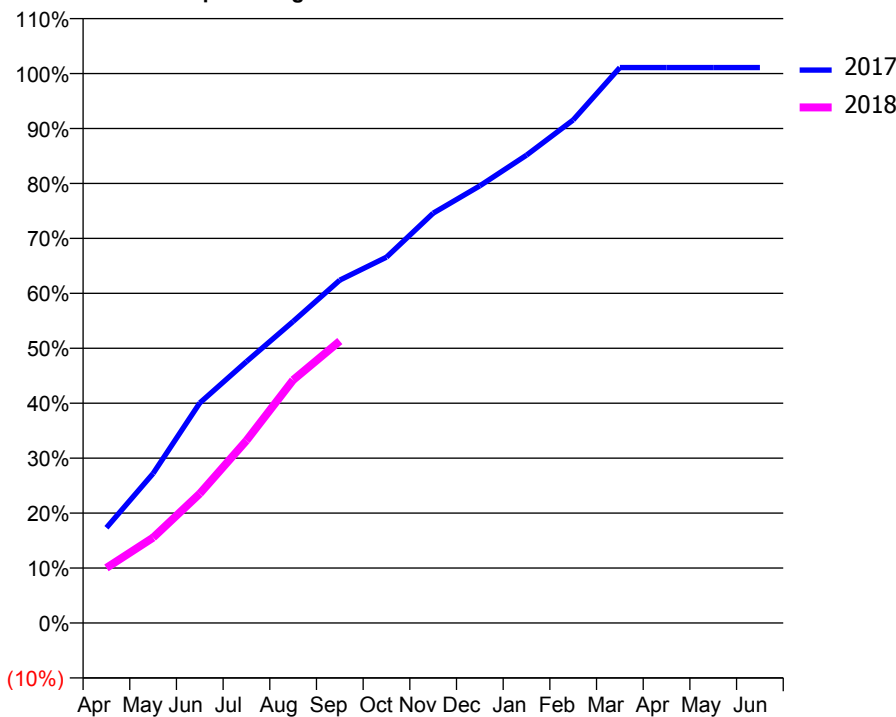
ACCESS*

Patients seen in 24 months	Total	Change since previous quarter
Quarter ending September 2016	503	
Quarter ending December 2016	512	→
Quarter ending March 2017	501	↓
Quarter ending June 2017	497	→
Quarter ending September 2017	492	↓
Variance since September 2016	(2.2%)	↓



ACTIVITY

Cumulative percentage of contracted UDA delivered 2017 & 2018



Month	Adjusted Scheduled Activity (UDA)	
	2017	2018
April	171	99
May	268	153
June	395	232
July	469	327
August	541	436
September	615	506
October	656	
November	735	
December	784	
January	839	
February	903	
March	997	
April	997	
May	997	
June	997	

QUALITY

	Quantity	Base Number	Contract	AT	Region	England
% of FP17s for the same patient ID Re-attending within 3 months - Children	16	355	4.5%	11.3%	11.4%	11.9%
% of FP17s for the same patient ID Re-attending within 3 months - Adults	2	29	6.9%	15.0%	15.7%	15.9%
% of FP17s for the same patient ID Re-attending between 3 & 9 months - Children	207	355	58.3%	57.7%	60.6%	58.1%
% of FP17s for the same patient ID Re-attending between 3 & 9 months - Adults	19	29	65.5%	48.5%	52.0%	50.6%
% of FP17s for Band 1 Urgent Courses	10	382	2.6%	9.7%	9.6%	9.1%
% of FP17s Relating to Free Repair or Replacements	0	382	0.0%	0.7%	0.7%	0.8%
% of FP17s Relating to Continuations	0	382	0.0%	0.8%	1.0%	1.1%
% of Patients satisfied with the dentistry they have received	0	0	N/A	92.7%	91.6%	91.4%
% of Patients satisfied with the time they had to wait for an appointment	0	0	N/A	89.7%	87.9%	87.7%

* This is based on patients treated on this contract for their most recent course of treatment. Figures in italics indicate the base number of FP17s or Patient Questionnaire responses are less than 100. N/A is shown where the base number of responses is less than 10 during the period. % is calculated as Quantity/Base number*100

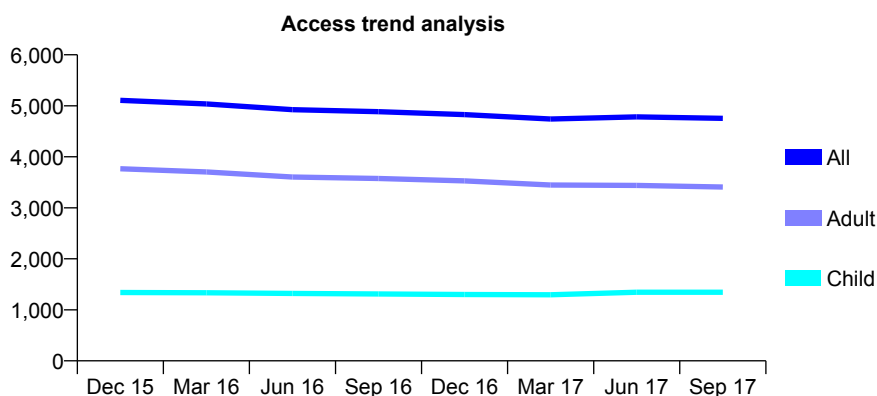
Q69 - Vital Signs At a Glance Contract Report for 789429/0001 - September 2017

Name or company name	MRS A SIDHU
Contract type name	GDS Contract
Purpose of contract	General
Contract start date	01/06/2009
Contract end date	

17/18 Contracted general activity (UDA)	14,000
Carry forward general activity (UDA)	124
17/18 Contracted orthodontic activity (UOA)	0
Carry forward orthodontic activity (UOA)	0
Baseline contract value	£350,732.27

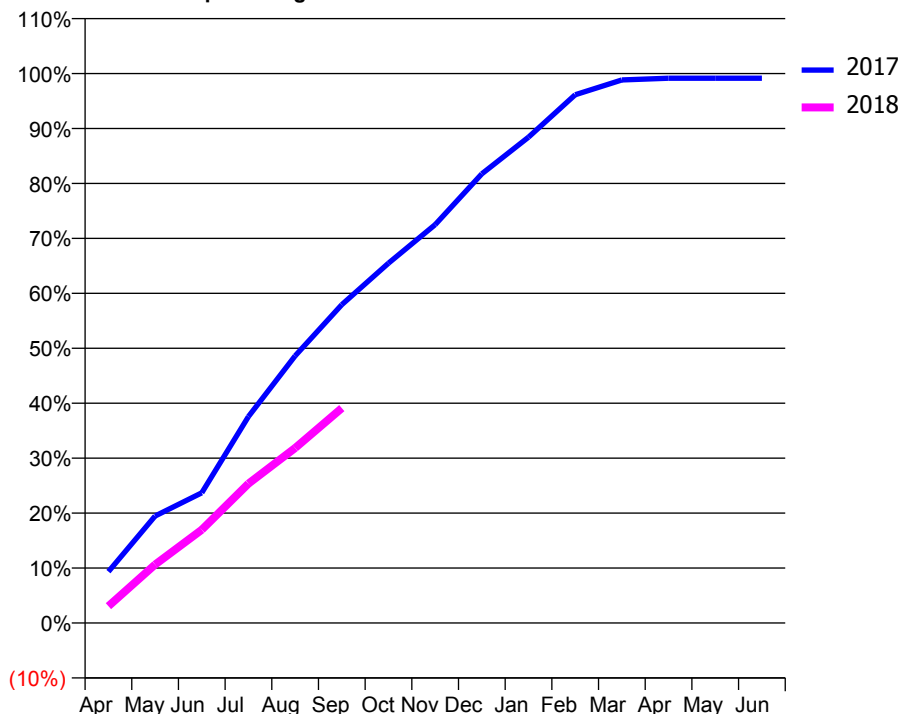
ACCESS*

Patients seen in 24 months	Total	Change since previous quarter
Quarter ending September 2016	4,886	
Quarter ending December 2016	4,828	↓
Quarter ending March 2017	4,742	↓
Quarter ending June 2017	4,783	→
Quarter ending September 2017	4,753	→
Variance since September 2016	(2.7%)	↓



ACTIVITY

Cumulative percentage of contracted UDA delivered 2017 & 2018



Adjusted Scheduled Activity (UDA)

Month	2017	2018
April	1,362	429
May	2,835	1,490
June	3,450	2,377
July	5,470	3,554
August	7,079	4,461
September	8,435	5,474
October	9,536	
November	10,557	
December	11,901	
January	12,873	
February	13,999	
March	14,388	
April	14,437	
May	14,437	
June	14,437	

QUALITY

	Quantity	Base Number	Contract	AT	Region	England
% of FP17s for the same patient ID Re-attending within 3 months - Children	73	939	7.8%	11.3%	11.4%	11.9%
% of FP17s for the same patient ID Re-attending within 3 months - Adults	240	1,845	13.0%	15.0%	15.7%	15.9%
% of FP17s for the same patient ID Re-attending between 3 & 9 months - Children	452	939	48.1%	57.7%	60.6%	58.1%
% of FP17s for the same patient ID Re-attending between 3 & 9 months - Adults	806	1,845	43.7%	48.5%	52.0%	50.6%
% of FP17s for Band 1 Urgent Courses	284	2,729	10.4%	9.7%	9.6%	9.1%
% of FP17s Relating to Free Repair or Replacements	24	2,729	0.9%	0.7%	0.7%	0.8%
% of FP17s Relating to Continuations	55	2,729	2.0%	0.8%	1.0%	1.1%
% of Patients satisfied with the dentistry they have received	13	13	100.0%	92.7%	91.6%	91.4%
% of Patients satisfied with the time they had to wait for an appointment	12	13	92.3%	89.7%	87.9%	87.7%

* This is based on patients treated on this contract for their most recent course of treatment. Figures in italics indicate the base number of FP17s or Patient Questionnaire responses are less than 100. N/A is shown where the base number of responses is less than 10 during the period. % is calculated as Quantity/Base number*100

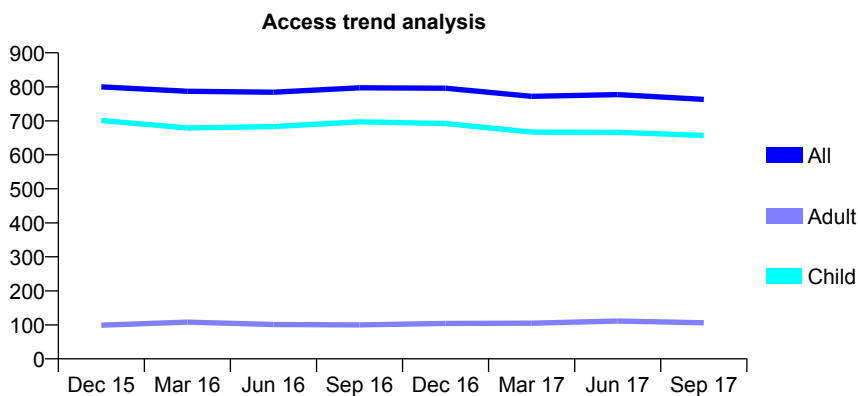
Q69 - Vital Signs At a Glance Contract Report for 810282/0001 - September 2017

Name or company name	MR CJ MORRELL
Contract type name	GDS Contract
Purpose of contract	General
Contract start date	01/04/2006
Contract end date	

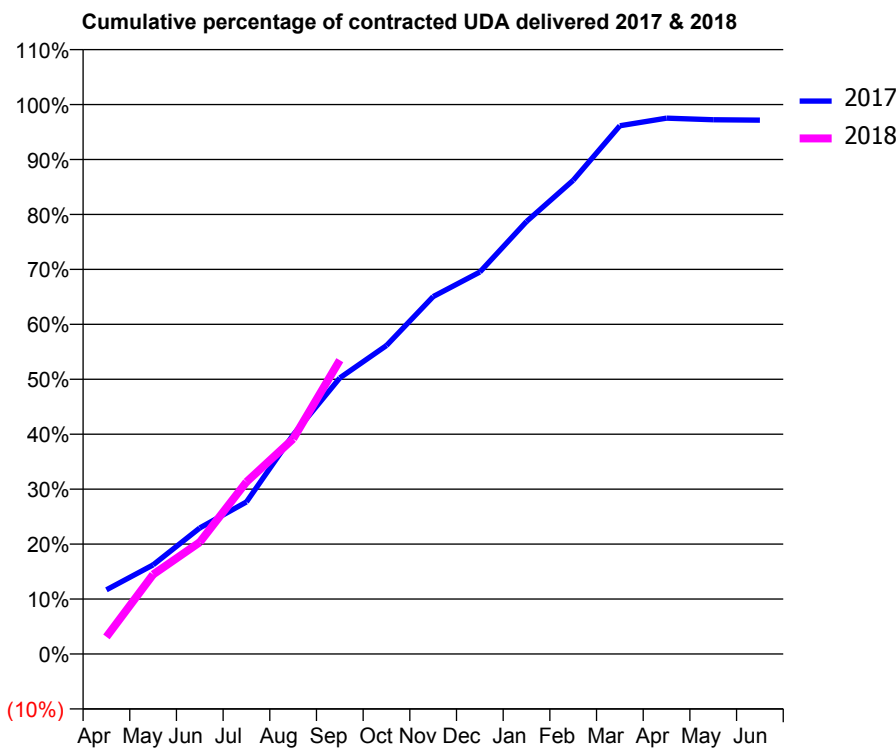
17/18 Contracted general activity (UDA)	1,100
Carry forward general activity (UDA)	32
17/18 Contracted orthodontic activity (UOA)	0
Carry forward orthodontic activity (UOA)	0
Baseline contract value	£21,534.16

ACCESS*

Patients seen in 24 months	Total	Change since previous quarter
Quarter ending September 2016	797	
Quarter ending December 2016	796	→
Quarter ending March 2017	772	↓
Quarter ending June 2017	777	→
Quarter ending September 2017	763	↓
Variance since September 2016	(4.3%)	↓



ACTIVITY



Month	Adjusted Scheduled Activity (UDA)	
	2017	2018
April	128	34
May	178	159
June	252	224
July	304	344
August	439	431
September	553	588
October	618	
November	716	
December	765	
January	866	
February	948	
March	1,058	
April	1,073	
May	1,070	
June	1,069	

QUALITY

	Quantity	Base Number	Contract	AT	Region	England
% of FP17s for the same patient ID Re-attending within 3 months - Children	21	459	4.6%	11.3%	11.4%	11.9%
% of FP17s for the same patient ID Re-attending within 3 months - Adults	4	41	9.8%	15.0%	15.7%	15.9%
% of FP17s for the same patient ID Re-attending between 3 & 9 months - Children	206	459	44.9%	57.7%	60.6%	58.1%
% of FP17s for the same patient ID Re-attending between 3 & 9 months - Adults	17	41	41.5%	48.5%	52.0%	50.6%
% of FP17s for Band 1 Urgent Courses	17	482	3.5%	9.7%	9.6%	9.1%
% of FP17s Relating to Free Repair or Replacements	0	482	0.0%	0.7%	0.7%	0.8%
% of FP17s Relating to Continuations	0	482	0.0%	0.8%	1.0%	1.1%
% of Patients satisfied with the dentistry they have received	1	1	N/A	92.7%	91.6%	91.4%
% of Patients satisfied with the time they had to wait for an appointment	1	1	N/A	89.7%	87.9%	87.7%

* This is based on patients treated on this contract for their most recent course of treatment. Figures in italics indicate the base number of FP17s or Patient Questionnaire responses are less than 100. N/A is shown where the base number of responses is less than 10 during the period. % is calculated as Quantity/Base number*100

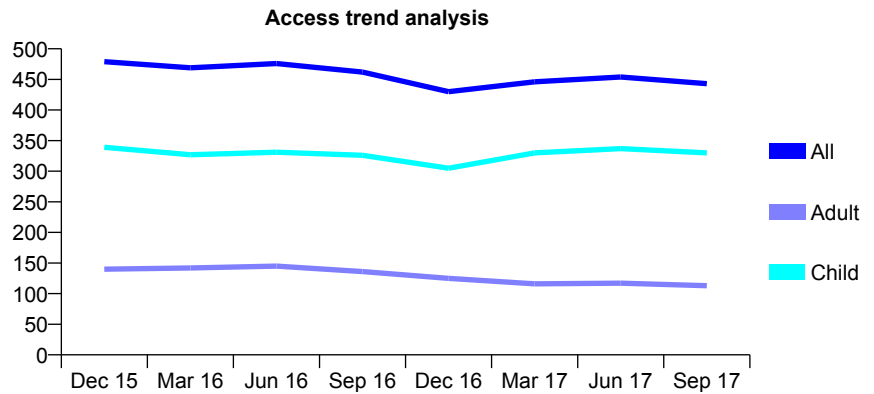
Q69 - Vital Signs At a Glance Contract Report for 811769/0001 - September 2017

Name or company name	MR PP BRODIE
Contract type name	GDS Contract
Purpose of contract	General
Contract start date	01/04/2006
Contract end date	

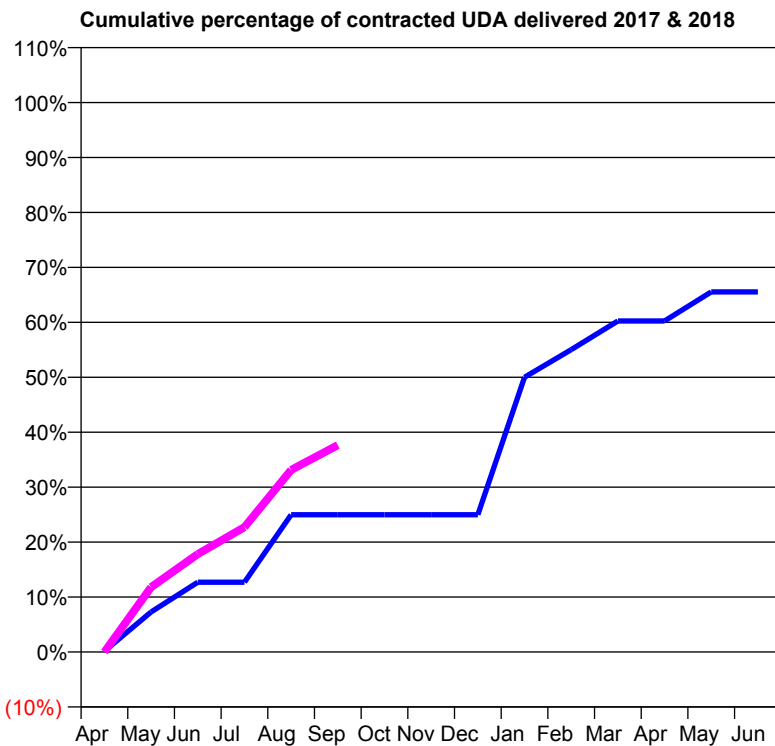
17/18 Contracted general activity (UDA)	1,000
Carry forward general activity (UDA)	0
17/18 Contracted orthodontic activity (UOA)	0
Carry forward orthodontic activity (UOA)	0
Baseline contract value	£23,914.40

ACCESS*

Patients seen in 24 months	Total	Change since previous quarter
Quarter ending September 2016	462	
Quarter ending December 2016	430	↓
Quarter ending March 2017	446	↑
Quarter ending June 2017	454	→
Quarter ending September 2017	443	↓
Variance since September 2016	(4.1%)	↓



ACTIVITY



Month	Adjusted Scheduled Activity (UDA)	
	2017	2018
April	2	0
May	109	118
June	190	178
July	190	227
August	375	331
September	375	376
October	375	
November	375	
December	375	
January	750	
February	825	
March	904	
April	904	
May	983	
June	983	

QUALITY

	Quantity	Base Number	Contract	AT	Region	England
% of FP17s for the same patient ID Re-attending within 3 months - Children	13	270	4.8%	11.3%	11.4%	11.9%
% of FP17s for the same patient ID Re-attending within 3 months - Adults	5	50	10.0%	15.0%	15.7%	15.9%
% of FP17s for the same patient ID Re-attending between 3 & 9 months - Children	196	270	72.6%	57.7%	60.6%	58.1%
% of FP17s for the same patient ID Re-attending between 3 & 9 months - Adults	32	50	64.0%	48.5%	52.0%	50.6%
% of FP17s for Band 1 Urgent Courses	2	266	0.8%	9.7%	9.6%	9.1%
% of FP17s Relating to Free Repair or Replacements	0	266	0.0%	0.7%	0.7%	0.8%
% of FP17s Relating to Continuations	0	266	0.0%	0.8%	1.0%	1.1%
% of Patients satisfied with the dentistry they have received	2	2	N/A	92.7%	91.6%	91.4%
% of Patients satisfied with the time they had to wait for an appointment	2	2	N/A	89.7%	87.9%	87.7%

* This is based on patients treated on this contract for their most recent course of treatment. Figures in italics indicate the base number of FP17s or Patient Questionnaire responses are less than 100. N/A is shown where the base number of responses is less than 10 during the period. % is calculated as Quantity/Base number*100

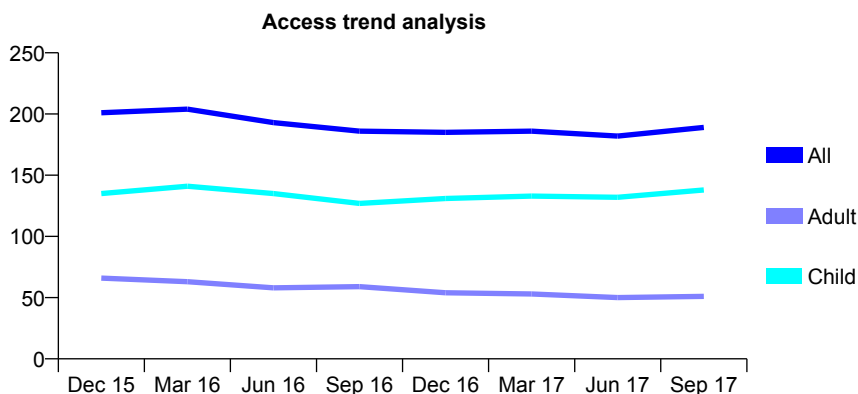
Q69 - Vital Signs At a Glance Contract Report for 812757/0001 - September 2017

Name or company name	MR C HURST
Contract type name	GDS Contract
Purpose of contract	General
Contract start date	01/04/2006
Contract end date	

17/18 Contracted general activity (UDA)	500
Carry forward general activity (UDA)	3
17/18 Contracted orthodontic activity (UOA)	0
Carry forward orthodontic activity (UOA)	0
Baseline contract value	£11,953.83

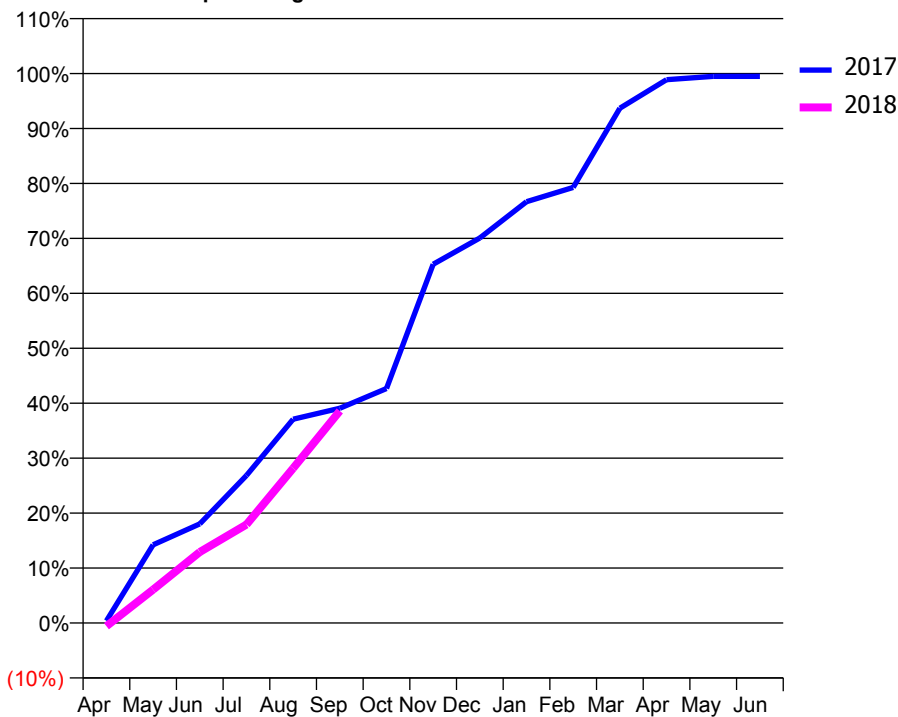
ACCESS*

Patients seen in 24 months	Total	Change since previous quarter
Quarter ending September 2016	186	
Quarter ending December 2016	185	→
Quarter ending March 2017	186	→
Quarter ending June 2017	182	↓
Quarter ending September 2017	189	↑
Variance since September 2016	1.6%	→



ACTIVITY

Cumulative percentage of contracted UDA delivered 2017 & 2018



Month	Adjusted Scheduled Activity (UDA)	
	2017	2018
April	2	-3
May	71	30
June	90	65
July	134	90
August	185	141
September	195	193
October	213	
November	326	
December	350	
January	383	
February	396	
March	468	
April	494	
May	497	
June	497	

QUALITY

	Quantity	Base Number	Contract	AT	Region	England
% of FP17s for the same patient ID Re-attending within 3 months - Children	8	105	7.6%	11.3%	11.4%	11.9%
% of FP17s for the same patient ID Re-attending within 3 months - Adults	16	36	44.4%	15.0%	15.7%	15.9%
% of FP17s for the same patient ID Re-attending between 3 & 9 months - Children	56	105	53.3%	57.7%	60.6%	58.1%
% of FP17s for the same patient ID Re-attending between 3 & 9 months - Adults	14	36	38.9%	48.5%	52.0%	50.6%
% of FP17s for Band 1 Urgent Courses	5	129	3.9%	9.7%	9.6%	9.1%
% of FP17s Relating to Free Repair or Replacements	0	129	0.0%	0.7%	0.7%	0.8%
% of FP17s Relating to Continuations	6	129	4.7%	0.8%	1.0%	1.1%
% of Patients satisfied with the dentistry they have received	0	0	N/A	92.7%	91.6%	91.4%
% of Patients satisfied with the time they had to wait for an appointment	0	0	N/A	89.7%	87.9%	87.7%

* This is based on patients treated on this contract for their most recent course of treatment. Figures in italics indicate the base number of FP17s or Patient Questionnaire responses are less than 100. N/A is shown where the base number of responses is less than 10 during the period. % is calculated as Quantity/Base number*100

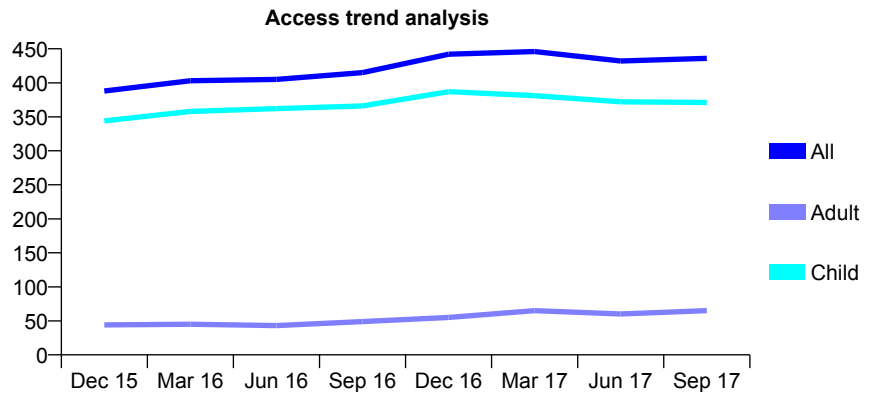
Q69 - Vital Signs At a Glance Contract Report for 815039/0001 - September 2017

Name or company name	MR PC BRASH
Contract type name	GDS Contract
Purpose of contract	General
Contract start date	01/04/2006
Contract end date	

17/18 Contracted general activity (UDA)	760
Carry forward general activity (UDA)	-15
17/18 Contracted orthodontic activity (UOA)	0
Carry forward orthodontic activity (UOA)	0
Baseline contract value	£20,252.53

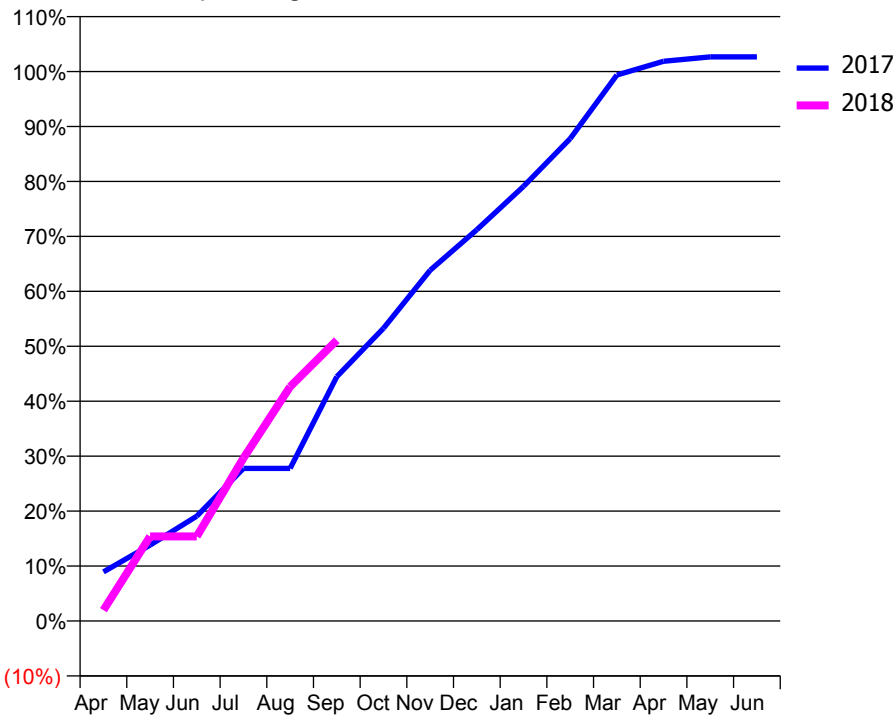
ACCESS*

Patients seen in 24 months	Total	Change since previous quarter
Quarter ending September 2016	415	
Quarter ending December 2016	442	↑
Quarter ending March 2017	446	→
Quarter ending June 2017	432	↓
Quarter ending September 2017	436	→
Variance since September 2016	5.1%	↑



ACTIVITY

Cumulative percentage of contracted UDA delivered 2017 & 2018



Month	Adjusted Scheduled Activity (UDA)	
	2017	2018
April	68	15
May	105	117
June	145	117
July	211	225
August	211	324
September	338	388
October	405	
November	485	
December	541	
January	601	
February	667	
March	755	
April	774	
May	780	
June	780	

QUALITY

	Quantity	Base Number	Contract	AT	Region	England
% of FP17s for the same patient ID Re-attending within 3 months - Children	13	258	5.0%	11.3%	11.4%	11.9%
% of FP17s for the same patient ID Re-attending within 3 months - Adults	1	16	6.3%	15.0%	15.7%	15.9%
% of FP17s for the same patient ID Re-attending between 3 & 9 months - Children	127	258	49.2%	57.7%	60.6%	58.1%
% of FP17s for the same patient ID Re-attending between 3 & 9 months - Adults	7	16	43.8%	48.5%	52.0%	50.6%
% of FP17s for Band 1 Urgent Courses	2	257	0.8%	9.7%	9.6%	9.1%
% of FP17s Relating to Free Repair or Replacements	0	257	0.0%	0.7%	0.7%	0.8%
% of FP17s Relating to Continuations	0	257	0.0%	0.8%	1.0%	1.1%
% of Patients satisfied with the dentistry they have received	0	0	N/A	92.7%	91.6%	91.4%
% of Patients satisfied with the time they had to wait for an appointment	0	0	N/A	89.7%	87.9%	87.7%

* This is based on patients treated on this contract for their most recent course of treatment. Figures in italics indicate the base number of FP17s or Patient Questionnaire responses are less than 100. N/A is shown where the base number of responses is less than 10 during the period. % is calculated as Quantity/Base number*100

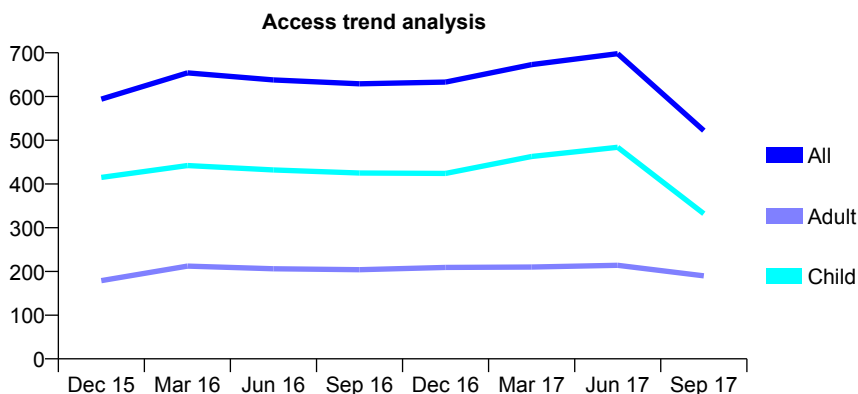
Q69 - Vital Signs At a Glance Contract Report for 815128/0001 - September 2017

Name or company name	Handa and Majeবাদia
Contract type name	GDS Contract
Purpose of contract	General
Contract start date	01/04/2006
Contract end date	31/05/2017

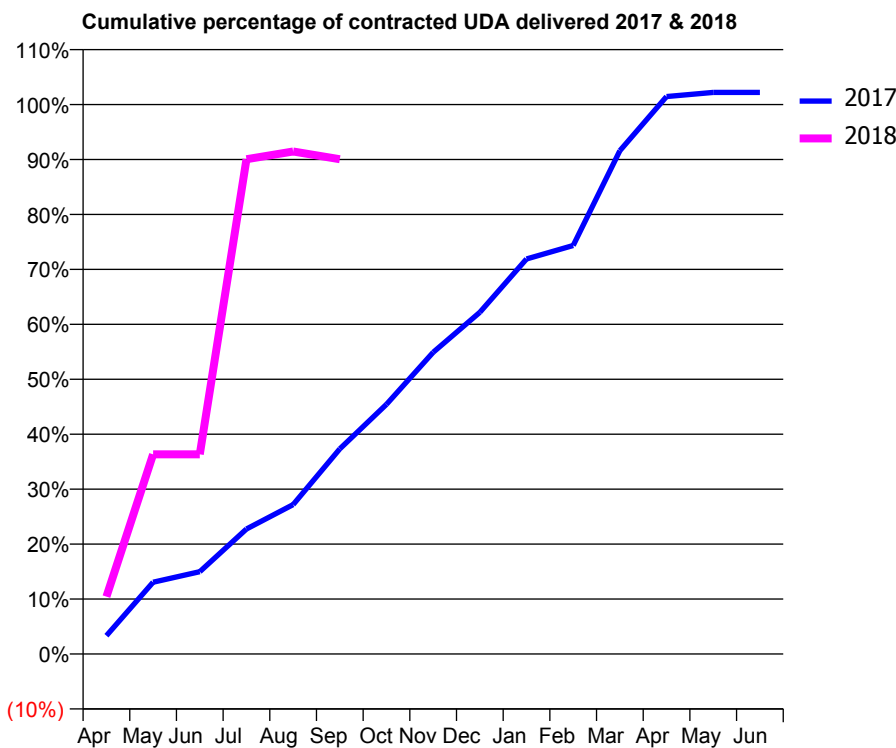
17/18 Contracted general activity (UDA)	285
Carry forward general activity (UDA)	0
17/18 Contracted orthodontic activity (UOA)	0
Carry forward orthodontic activity (UOA)	0
Baseline contract value	£6,882.77

ACCESS*

Patients seen in 24 months	Total	Change since previous quarter
Quarter ending September 2016	629	
Quarter ending December 2016	633	→
Quarter ending March 2017	673	↑
Quarter ending June 2017	698	↑
Quarter ending September 2017	522	↓
Variance since September 2016	(17.0%)	↓



ACTIVITY



Month	Adjusted Scheduled Activity (UDA)	
	2017	2018
April	57	30
May	224	104
June	257	104
July	390	257
August	466	261
September	639	257
October	778	
November	940	
December	1,065	
January	1,231	
February	1,273	
March	1,568	
April	1,737	
May	1,750	
June	1,750	

QUALITY

	Quantity	Base Number	Contract	AT	Region	England
% of FP17s for the same patient ID Re-attending within 3 months - Children	16	141	11.3%	11.3%	11.4%	11.9%
% of FP17s for the same patient ID Re-attending within 3 months - Adults	17	48	35.4%	15.0%	15.7%	15.9%
% of FP17s for the same patient ID Re-attending between 3 & 9 months - Children	33	141	23.4%	57.7%	60.6%	58.1%
% of FP17s for the same patient ID Re-attending between 3 & 9 months - Adults	10	48	20.8%	48.5%	52.0%	50.6%
% of FP17s for Band 1 Urgent Courses	18	118	15.3%	9.7%	9.6%	9.1%
% of FP17s Relating to Free Repair or Replacements	0	118	0.0%	0.7%	0.7%	0.8%
% of FP17s Relating to Continuations	1	118	0.8%	0.8%	1.0%	1.1%
% of Patients satisfied with the dentistry they have received	3	3	N/A	92.7%	91.6%	91.4%
% of Patients satisfied with the time they had to wait for an appointment	3	3	N/A	89.7%	87.9%	87.7%

* This is based on patients treated on this contract for their most recent course of treatment. Figures in italics indicate the base number of FP17s or Patient Questionnaire responses are less than 100. N/A is shown where the base number of responses is less than 10 during the period. % is calculated as Quantity/Base number*100

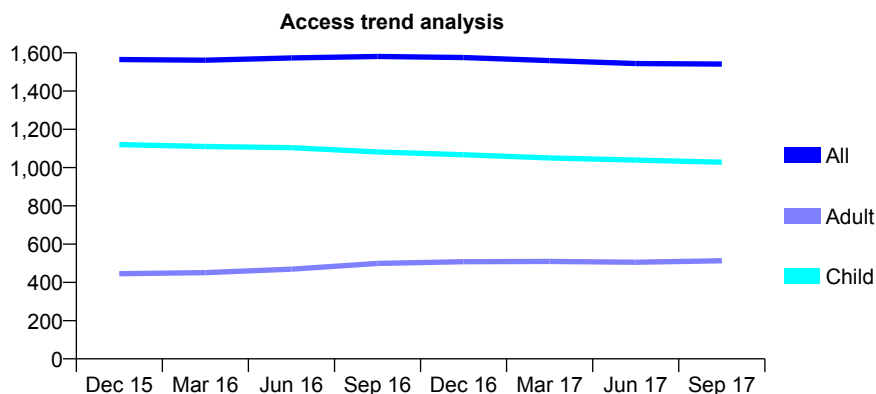
Q69 - Vital Signs At a Glance Contract Report for 820334/0001 - September 2017

Name or company name	MR A BABOOLAL
Contract type name	GDS Contract
Purpose of contract	General
Contract start date	01/04/2006
Contract end date	

17/18 Contracted general activity (UDA)	3,755
Carry forward general activity (UDA)	-31
17/18 Contracted orthodontic activity (UOA)	0
Carry forward orthodontic activity (UOA)	0
Baseline contract value	£89,608.45

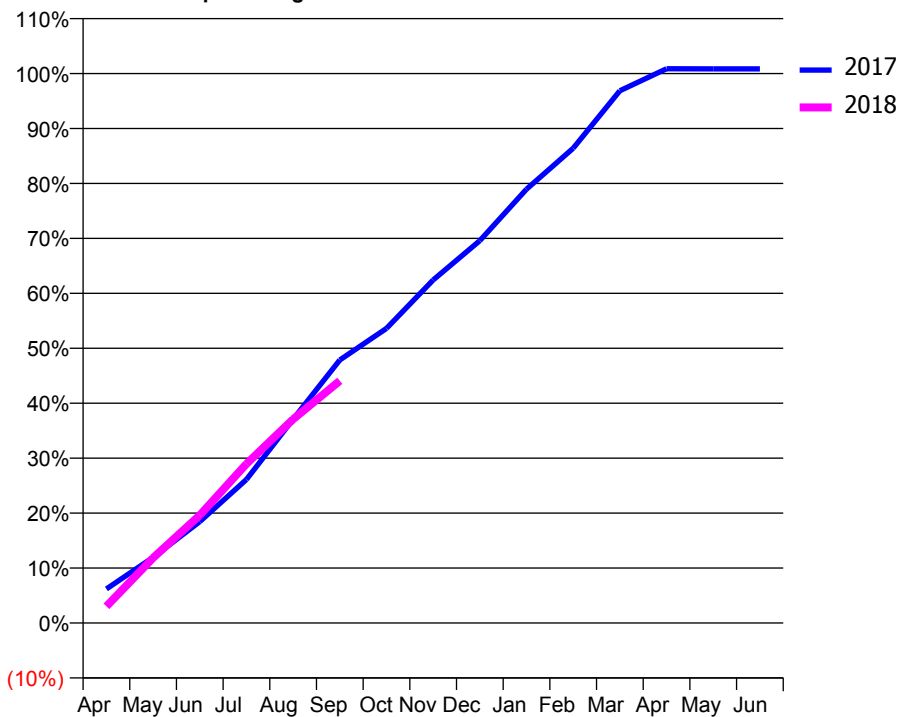
ACCESS*

Patients seen in 24 months	Total	Change since previous quarter
Quarter ending September 2016	1,581	
Quarter ending December 2016	1,575	→
Quarter ending March 2017	1,559	↓
Quarter ending June 2017	1,544	→
Quarter ending September 2017	1,541	→
Variance since September 2016	(2.5%)	↓



ACTIVITY

Cumulative percentage of contracted UDA delivered 2017 & 2018



Month	Adjusted Scheduled Activity (UDA)	
	2017	2018
April	233	115
May	449	445
June	693	737
July	981	1,087
August	1,393	1,393
September	1,798	1,655
October	2,013	
November	2,344	
December	2,613	
January	2,964	
February	3,244	
March	3,637	
April	3,787	
May	3,786	
June	3,786	

QUALITY

	Quantity	Base Number	Contract	AT	Region	England
% of FP17s for the same patient ID Re-attending within 3 months - Children	65	902	7.2%	11.3%	11.4%	11.9%
% of FP17s for the same patient ID Re-attending within 3 months - Adults	23	326	7.1%	15.0%	15.7%	15.9%
% of FP17s for the same patient ID Re-attending between 3 & 9 months - Children	654	902	72.5%	57.7%	60.6%	58.1%
% of FP17s for the same patient ID Re-attending between 3 & 9 months - Adults	241	326	73.9%	48.5%	52.0%	50.6%
% of FP17s for Band 1 Urgent Courses	46	1,122	4.1%	9.7%	9.6%	9.1%
% of FP17s Relating to Free Repair or Replacements	0	1,122	0.0%	0.7%	0.7%	0.8%
% of FP17s Relating to Continuations	15	1,122	1.3%	0.8%	1.0%	1.1%
% of Patients satisfied with the dentistry they have received	2	2	N/A	92.7%	91.6%	91.4%
% of Patients satisfied with the time they had to wait for an appointment	2	2	N/A	89.7%	87.9%	87.7%

* This is based on patients treated on this contract for their most recent course of treatment. Figures in italics indicate the base number of FP17s or Patient Questionnaire responses are less than 100. N/A is shown where the base number of responses is less than 10 during the period. % is calculated as Quantity/Base number*100

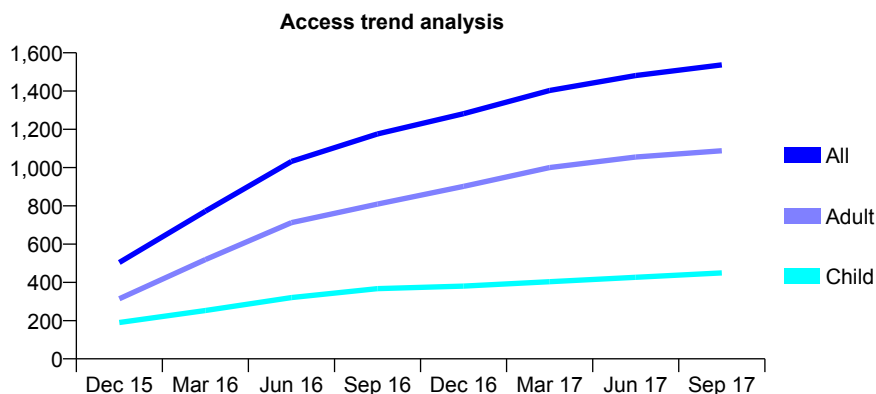
Q69 - Vital Signs At a Glance Contract Report for 826634/0001 - September 2017

Name or company name	MR G SNYMAN
Contract type name	GDS Contract
Purpose of contract	General
Contract start date	01/04/2006
Contract end date	

17/18 Contracted general activity (UDA)	7,134
Carry forward general activity (UDA)	-142
17/18 Contracted orthodontic activity (UOA)	0
Carry forward orthodontic activity (UOA)	0
Baseline contract value	£451,921.51

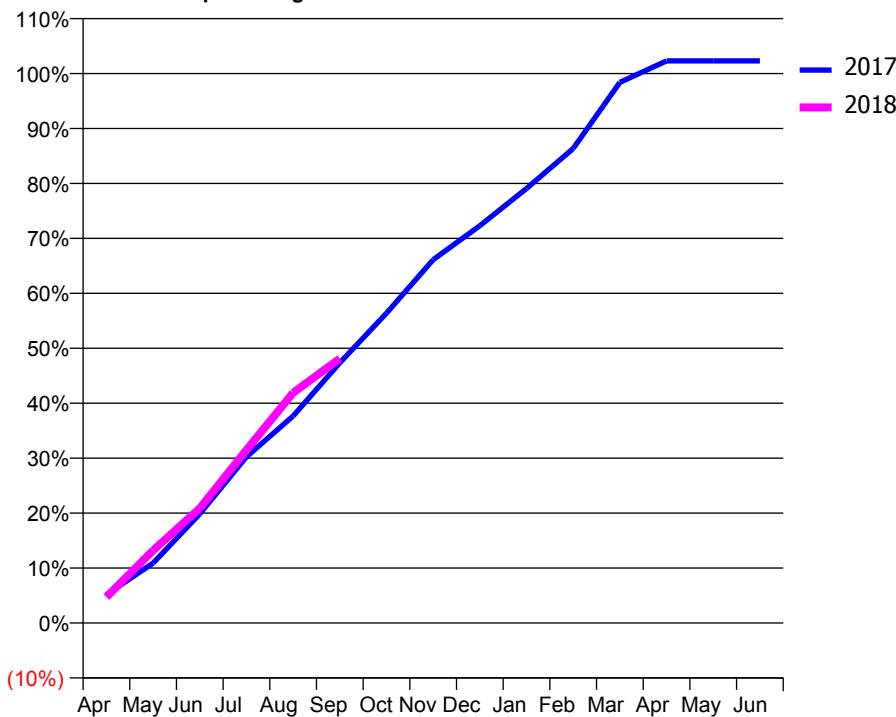
ACCESS*

Patients seen in 24 months	Total	Change since previous quarter
Quarter ending September 2016	1,176	
Quarter ending December 2016	1,282	↑
Quarter ending March 2017	1,403	↑
Quarter ending June 2017	1,481	↑
Quarter ending September 2017	1,537	↑
Variance since September 2016	30.7%	↑



ACTIVITY

Cumulative percentage of contracted UDA delivered 2017 & 2018



Month	Adjusted Scheduled Activity (UDA)	
	2017	2018
April	370	336
May	779	942
June	1,417	1,490
July	2,158	2,247
August	2,688	2,989
September	3,379	3,435
October	4,022	
November	4,716	
December	5,158	
January	5,640	
February	6,160	
March	7,020	
April	7,298	
May	7,298	
June	7,298	

QUALITY

	Quantity	Base Number	Contract	AT	Region	England
% of FP17s for the same patient ID Re-attending within 3 months - Children	2	299	0.7%	11.3%	11.4%	11.9%
% of FP17s for the same patient ID Re-attending within 3 months - Adults	2	504	0.4%	15.0%	15.7%	15.9%
% of FP17s for the same patient ID Re-attending between 3 & 9 months - Children	21	299	7.0%	57.7%	60.6%	58.1%
% of FP17s for the same patient ID Re-attending between 3 & 9 months - Adults	8	504	1.6%	48.5%	52.0%	50.6%
% of FP17s for Band 1 Urgent Courses	3	743	0.4%	9.7%	9.6%	9.1%
% of FP17s Relating to Free Repair or Replacements	0	743	0.0%	0.7%	0.7%	0.8%
% of FP17s Relating to Continuations	0	743	0.0%	0.8%	1.0%	1.1%
% of Patients satisfied with the dentistry they have received	2	2	N/A	92.7%	91.6%	91.4%
% of Patients satisfied with the time they had to wait for an appointment	2	2	N/A	89.7%	87.9%	87.7%

* This is based on patients treated on this contract for their most recent course of treatment. Figures in italics indicate the base number of FP17s or Patient Questionnaire responses are less than 100. N/A is shown where the base number of responses is less than 10 during the period. % is calculated as Quantity/Base number*100

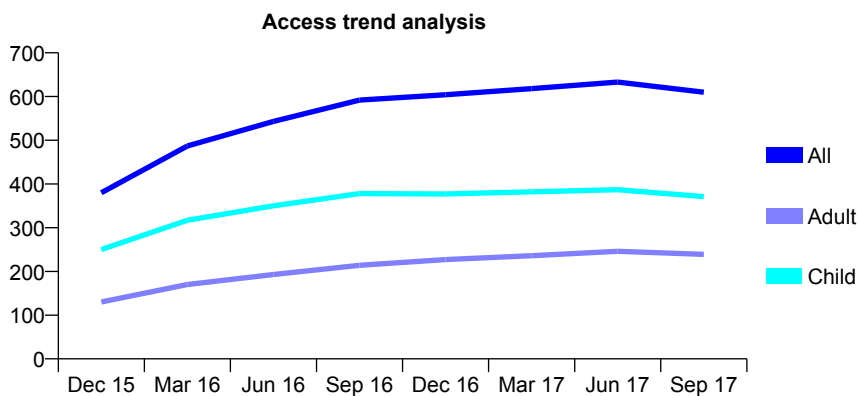
Q69 - Vital Signs At a Glance Contract Report for 829064/0001 - September 2017

Name or company name	MRS PP KOTHARI
Contract type name	GDS Contract
Purpose of contract	General
Contract start date	01/04/2006
Contract end date	

17/18 Contracted general activity (UDA)	1,400
Carry forward general activity (UDA)	0
17/18 Contracted orthodontic activity (UOA)	0
Carry forward orthodontic activity (UOA)	0
Baseline contract value	£32,573.88

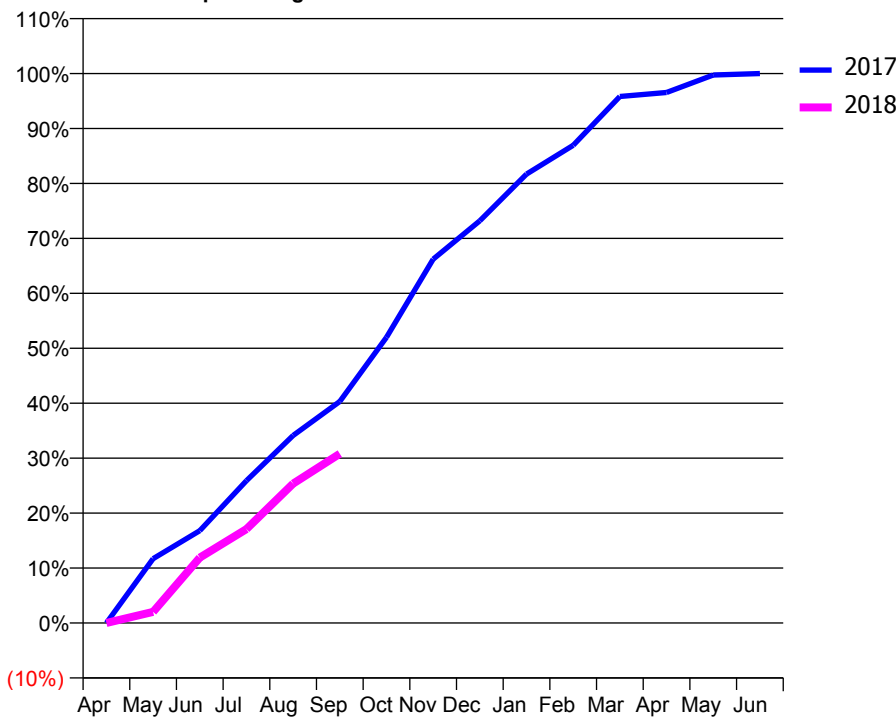
ACCESS*

Patients seen in 24 months	Total	Change since previous quarter
Quarter ending September 2016	592	
Quarter ending December 2016	604	↑
Quarter ending March 2017	618	↑
Quarter ending June 2017	633	↑
Quarter ending September 2017	610	↓
Variance since September 2016	3.0%	↑



ACTIVITY

Cumulative percentage of contracted UDA delivered 2017 & 2018



Adjusted Scheduled Activity (UDA)

Month	2017	2018
April	0	0
May	164	28
June	235	167
July	363	239
August	478	355
September	564	431
October	728	
November	927	
December	1,025	
January	1,144	
February	1,217	
March	1,341	
April	1,352	
May	1,396	
June	1,400	

QUALITY

	Quantity	Base Number	Contract	AT	Region	England
% of FP17s for the same patient ID Re-attending within 3 months - Children	10	248	4.0%	11.3%	11.4%	11.9%
% of FP17s for the same patient ID Re-attending within 3 months - Adults	3	63	4.8%	15.0%	15.7%	15.9%
% of FP17s for the same patient ID Re-attending between 3 & 9 months - Children	157	248	63.3%	57.7%	60.6%	58.1%
% of FP17s for the same patient ID Re-attending between 3 & 9 months - Adults	32	63	50.8%	48.5%	52.0%	50.6%
% of FP17s for Band 1 Urgent Courses	28	265	10.6%	9.7%	9.6%	9.1%
% of FP17s Relating to Free Repair or Replacements	1	265	0.4%	0.7%	0.7%	0.8%
% of FP17s Relating to Continuations	0	265	0.0%	0.8%	1.0%	1.1%
% of Patients satisfied with the dentistry they have received	1	1	N/A	92.7%	91.6%	91.4%
% of Patients satisfied with the time they had to wait for an appointment	1	1	N/A	89.7%	87.9%	87.7%

* This is based on patients treated on this contract for their most recent course of treatment. Figures in italics indicate the base number of FP17s or Patient Questionnaire responses are less than 100. N/A is shown where the base number of responses is less than 10 during the period. % is calculated as Quantity/Base number*100

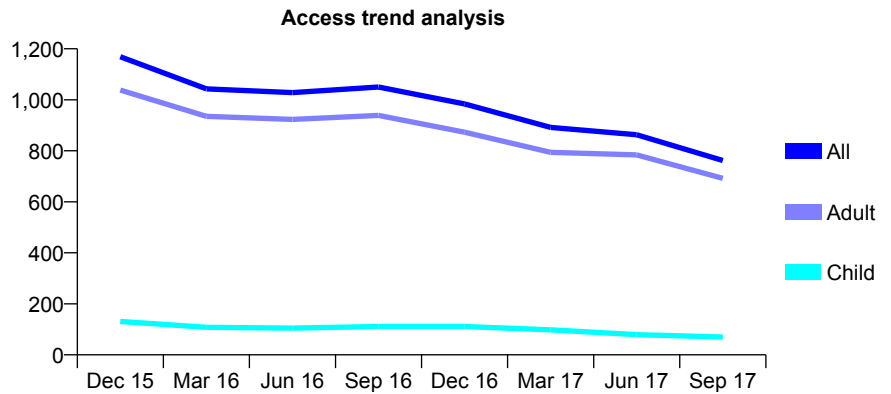
Q69 - Vital Signs At a Glance Contract Report for 829471/0006 - September 2017

Name or company name	SMILE CARE SLOUGH LTD
Contract type name	GDS Contract
Purpose of contract	General
Contract start date	01/04/2006
Contract end date	

17/18 Contracted general activity (UDA)	3,143
Carry forward general activity (UDA)	0
17/18 Contracted orthodontic activity (UOA)	0
Carry forward orthodontic activity (UOA)	0
Baseline contract value	£255,508.85

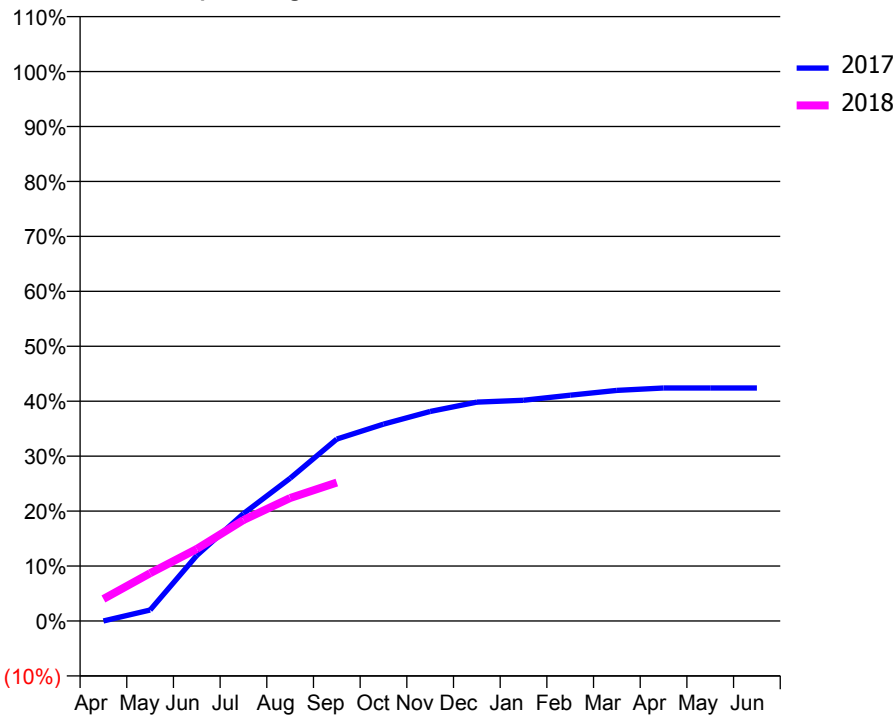
ACCESS*

Patients seen in 24 months	Total	Change since previous quarter
Quarter ending September 2016	1,050	
Quarter ending December 2016	984	↓
Quarter ending March 2017	892	↓
Quarter ending June 2017	863	↓
Quarter ending September 2017	762	↓
Variance since September 2016	(27.4%)	↓



ACTIVITY

Cumulative percentage of contracted UDA delivered 2017 & 2018



Month	Adjusted Scheduled Activity (UDA)	
	2017	2018
April	0	126
May	63	273
June	375	412
July	615	578
August	816	703
September	1,041	792
October	1,126	
November	1,198	
December	1,252	
January	1,263	
February	1,292	
March	1,319	
April	1,333	
May	1,333	
June	1,333	

QUALITY

	Quantity	Base Number	Contract	AT	Region	England
% of FP17s for the same patient ID Re-attending within 3 months - Children	3	115	2.6%	11.3%	11.4%	11.9%
% of FP17s for the same patient ID Re-attending within 3 months - Adults	9	547	1.6%	15.0%	15.7%	15.9%
% of FP17s for the same patient ID Re-attending between 3 & 9 months - Children	0	115	0.0%	57.7%	60.6%	58.1%
% of FP17s for the same patient ID Re-attending between 3 & 9 months - Adults	2	547	0.4%	48.5%	52.0%	50.6%
% of FP17s for Band 1 Urgent Courses	640	651	98.3%	9.7%	9.6%	9.1%
% of FP17s Relating to Free Repair or Replacements	0	651	0.0%	0.7%	0.7%	0.8%
% of FP17s Relating to Continuations	0	651	0.0%	0.8%	1.0%	1.1%
% of Patients satisfied with the dentistry they have received	4	6	N/A	92.7%	91.6%	91.4%
% of Patients satisfied with the time they had to wait for an appointment	4	6	N/A	89.7%	87.9%	87.7%

* This is based on patients treated on this contract for their most recent course of treatment. Figures in italics indicate the base number of FP17s or Patient Questionnaire responses are less than 100. N/A is shown where the base number of responses is less than 10 during the period. % is calculated as Quantity/Base number*100

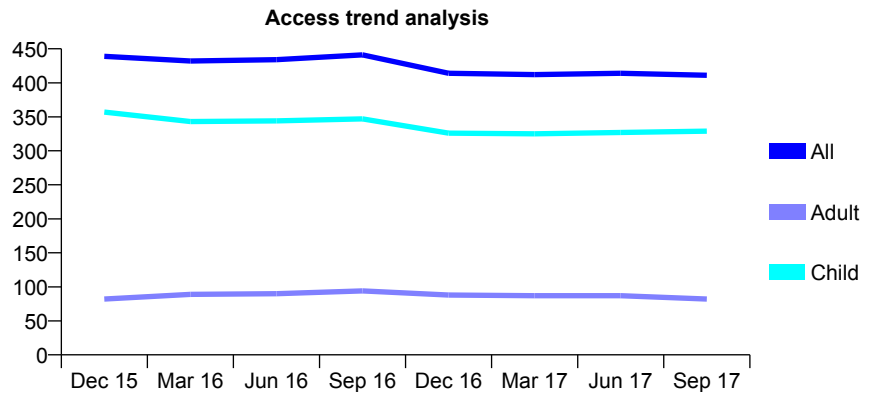
Q69 - Vital Signs At a Glance Contract Report for 830119/0001 - September 2017

Name or company name	MR MJ MCKENNY
Contract type name	GDS Contract
Purpose of contract	General
Contract start date	01/04/2008
Contract end date	

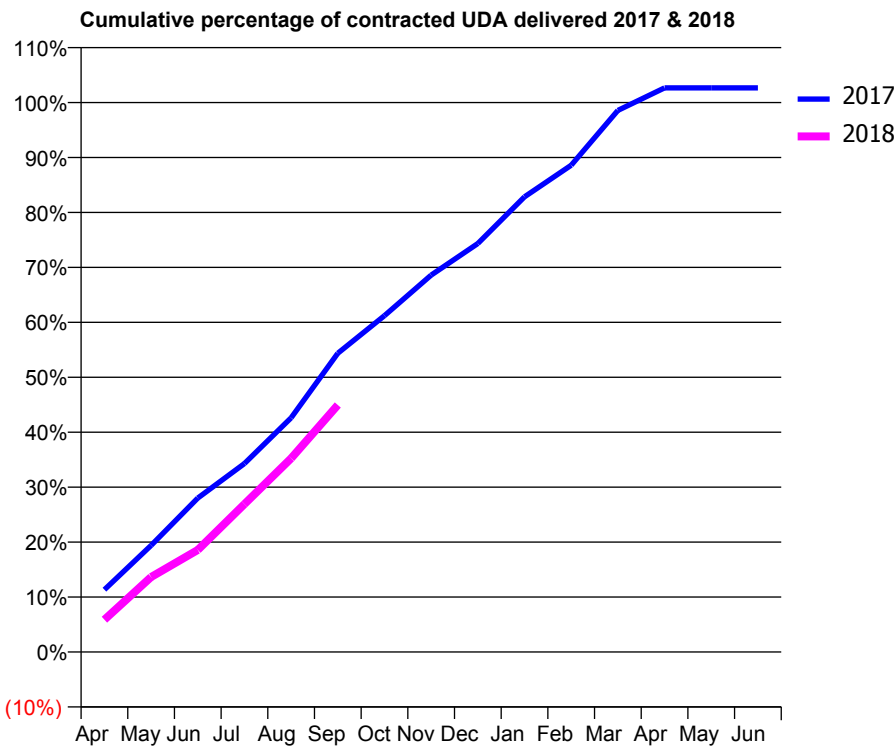
17/18 Contracted general activity (UDA)	732
Carry forward general activity (UDA)	-14
17/18 Contracted orthodontic activity (UOA)	0
Carry forward orthodontic activity (UOA)	0
Baseline contract value	£16,441.44

ACCESS*

Patients seen in 24 months	Total	Change since previous quarter
Quarter ending September 2016	441	
Quarter ending December 2016	414	↓
Quarter ending March 2017	412	→
Quarter ending June 2017	414	→
Quarter ending September 2017	411	→
Variance since September 2016	(6.8%)	↓



ACTIVITY



Month	Adjusted Scheduled Activity (UDA)	
	2017	2018
April	83	43
May	142	100
June	205	136
July	251	197
August	312	258
September	398	329
October	448	
November	502	
December	544	
January	606	
February	648	
March	721	
April	751	
May	751	
June	751	

QUALITY

	Quantity	Base Number	Contract	AT	Region	England
% of FP17s for the same patient ID Re-attending within 3 months - Children	5	221	2.3%	11.3%	11.4%	11.9%
% of FP17s for the same patient ID Re-attending within 3 months - Adults	4	38	10.5%	15.0%	15.7%	15.9%
% of FP17s for the same patient ID Re-attending between 3 & 9 months - Children	115	221	52.0%	57.7%	60.6%	58.1%
% of FP17s for the same patient ID Re-attending between 3 & 9 months - Adults	15	38	39.5%	48.5%	52.0%	50.6%
% of FP17s for Band 1 Urgent Courses	0	237	0.0%	9.7%	9.6%	9.1%
% of FP17s Relating to Free Repair or Replacements	0	237	0.0%	0.7%	0.7%	0.8%
% of FP17s Relating to Continuations	3	237	1.3%	0.8%	1.0%	1.1%
% of Patients satisfied with the dentistry they have received	1	1	N/A	92.7%	91.6%	91.4%
% of Patients satisfied with the time they had to wait for an appointment	1	1	N/A	89.7%	87.9%	87.7%

* This is based on patients treated on this contract for their most recent course of treatment. Figures in italics indicate the base number of FP17s or Patient Questionnaire responses are less than 100. N/A is shown where the base number of responses is less than 10 during the period. % is calculated as Quantity/Base number*100

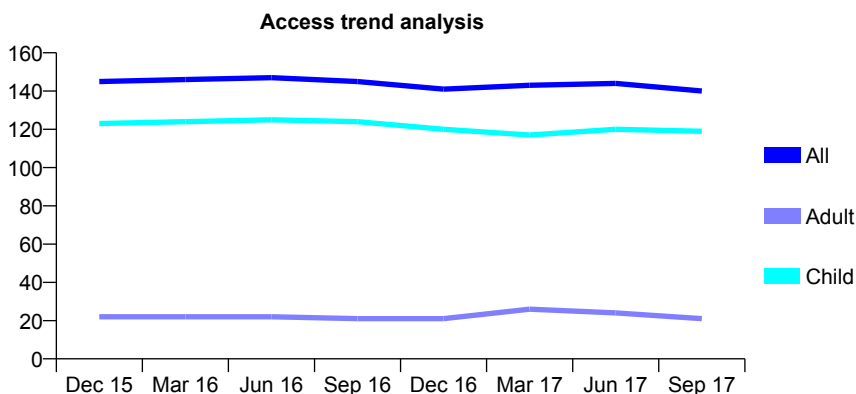
Q69 - Vital Signs At a Glance Contract Report for 830429/0001 - September 2017

Name or company name	MRS CA PEERS
Contract type name	GDS Contract
Purpose of contract	General
Contract start date	01/04/2006
Contract end date	

17/18 Contracted general activity (UDA)	293
Carry forward general activity (UDA)	3
17/18 Contracted orthodontic activity (UOA)	0
Carry forward orthodontic activity (UOA)	0
Baseline contract value	£7,008.42

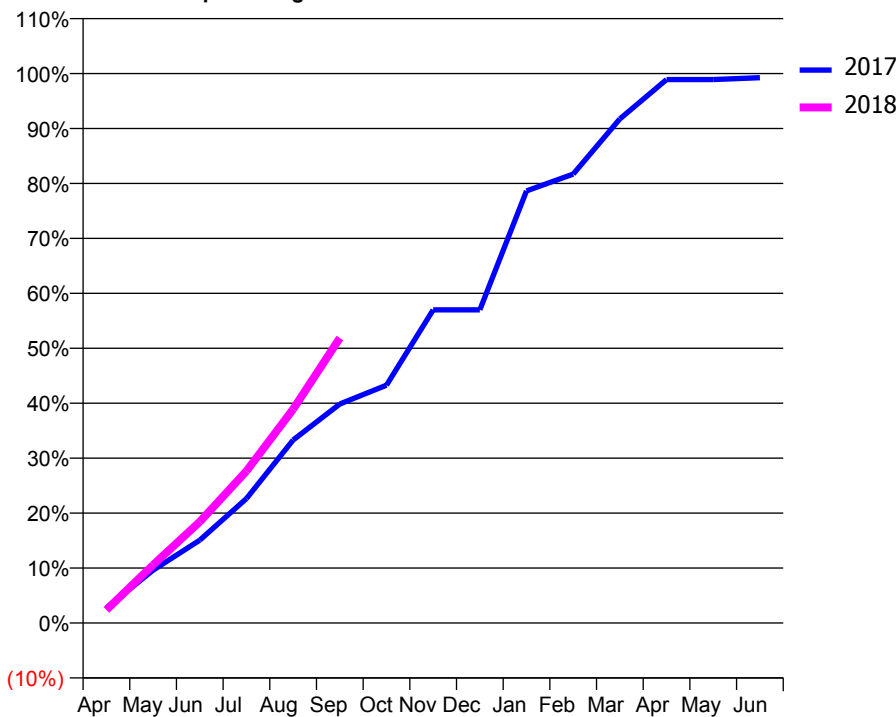
ACCESS*

Patients seen in 24 months	Total	Change since previous quarter
Quarter ending September 2016	145	
Quarter ending December 2016	141	↓
Quarter ending March 2017	143	→
Quarter ending June 2017	144	→
Quarter ending September 2017	140	↓
Variance since September 2016	(3.4%)	↓



ACTIVITY

Cumulative percentage of contracted UDA delivered 2017 & 2018



Month	Adjusted Scheduled Activity (UDA)	
	2017	2018
April	8	7
May	28	31
June	44	54
July	66	81
August	98	114
September	117	152
October	127	
November	167	
December	167	
January	230	
February	239	
March	269	
April	290	
May	290	
June	291	

QUALITY

	Quantity	Base Number	Contract	AT	Region	England
% of FP17s for the same patient ID Re-attending within 3 months - Children	8	110	7.3%	11.3%	11.4%	11.9%
% of FP17s for the same patient ID Re-attending within 3 months - Adults	1	16	6.3%	15.0%	15.7%	15.9%
% of FP17s for the same patient ID Re-attending between 3 & 9 months - Children	77	110	70.0%	57.7%	60.6%	58.1%
% of FP17s for the same patient ID Re-attending between 3 & 9 months - Adults	13	16	81.3%	48.5%	52.0%	50.6%
% of FP17s for Band 1 Urgent Courses	0	111	0.0%	9.7%	9.6%	9.1%
% of FP17s Relating to Free Repair or Replacements	0	111	0.0%	0.7%	0.7%	0.8%
% of FP17s Relating to Continuations	2	111	1.8%	0.8%	1.0%	1.1%
% of Patients satisfied with the dentistry they have received	0	0	N/A	92.7%	91.6%	91.4%
% of Patients satisfied with the time they had to wait for an appointment	0	0	N/A	89.7%	87.9%	87.7%

* This is based on patients treated on this contract for their most recent course of treatment. Figures in italics indicate the base number of FP17s or Patient Questionnaire responses are less than 100. N/A is shown where the base number of responses is less than 10 during the period. % is calculated as Quantity/Base number*100

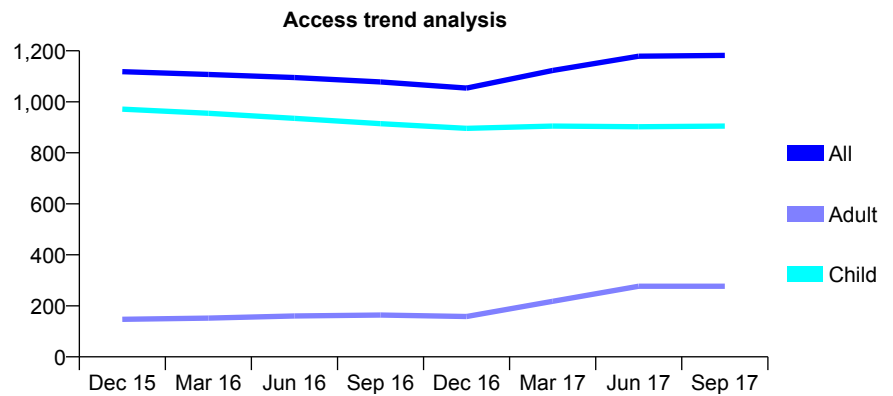
Q69 - Vital Signs At a Glance Contract Report for 834815/0001 - September 2017

Name or company name	Watlington Dental Centre
Contract type name	GDS Contract
Purpose of contract	General
Contract start date	01/04/2006
Contract end date	

17/18 Contracted general activity (UDA)	2,300
Carry forward general activity (UDA)	-46
17/18 Contracted orthodontic activity (UOA)	0
Carry forward orthodontic activity (UOA)	0
Baseline contract value	£54,990.53

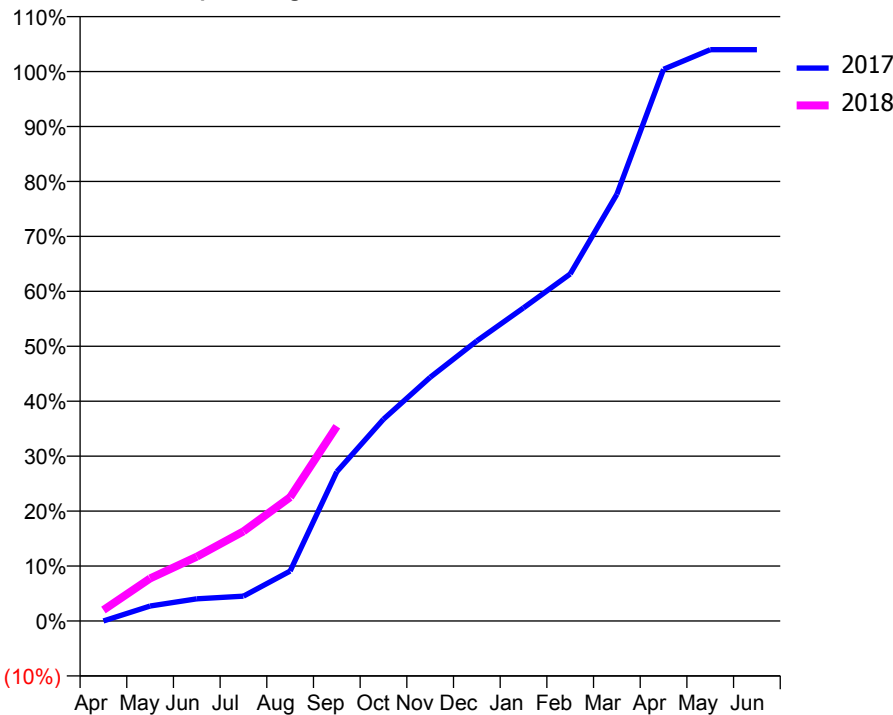
ACCESS*

Patients seen in 24 months	Total	Change since previous quarter
Quarter ending September 2016	1,078	
Quarter ending December 2016	1,054	↓
Quarter ending March 2017	1,123	↑
Quarter ending June 2017	1,179	↑
Quarter ending September 2017	1,182	→
Variance since September 2016	9.6%	↑



ACTIVITY

Cumulative percentage of contracted UDA delivered 2017 & 2018



Month	Adjusted Scheduled Activity (UDA)	
	2017	2018
April	0	46
May	63	178
June	93	269
July	104	375
August	209	518
September	625	815
October	845	
November	1,020	
December	1,172	
January	1,311	
February	1,452	
March	1,787	
April	2,309	
May	2,391	
June	2,391	

QUALITY

	Quantity	Base Number	Contract	AT	Region	England
% of FP17s for the same patient ID Re-attending within 3 months - Children	34	658	5.2%	11.3%	11.4%	11.9%
% of FP17s for the same patient ID Re-attending within 3 months - Adults	5	125	4.0%	15.0%	15.7%	15.9%
% of FP17s for the same patient ID Re-attending between 3 & 9 months - Children	427	658	64.9%	57.7%	60.6%	58.1%
% of FP17s for the same patient ID Re-attending between 3 & 9 months - Adults	17	125	13.6%	48.5%	52.0%	50.6%
% of FP17s for Band 1 Urgent Courses	11	550	2.0%	9.7%	9.6%	9.1%
% of FP17s Relating to Free Repair or Replacements	0	550	0.0%	0.7%	0.7%	0.8%
% of FP17s Relating to Continuations	0	550	0.0%	0.8%	1.0%	1.1%
% of Patients satisfied with the dentistry they have received	5	5	N/A	92.7%	91.6%	91.4%
% of Patients satisfied with the time they had to wait for an appointment	5	5	N/A	89.7%	87.9%	87.7%

* This is based on patients treated on this contract for their most recent course of treatment. Figures in italics indicate the base number of FP17s or Patient Questionnaire responses are less than 100. N/A is shown where the base number of responses is less than 10 during the period. % is calculated as Quantity/Base number*100

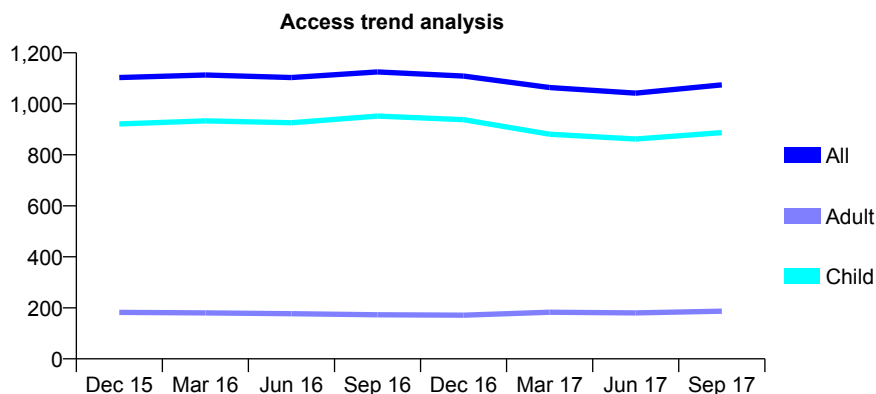
Q69 - Vital Signs At a Glance Contract Report for 839175/0004 - September 2017

Name or company name	MR U BOSE
Contract type name	GDS Contract
Purpose of contract	General
Contract start date	01/01/2013
Contract end date	

17/18 Contracted general activity (UDA)	3,000
Carry forward general activity (UDA)	-40
17/18 Contracted orthodontic activity (UOA)	0
Carry forward orthodontic activity (UOA)	0
Baseline contract value	£75,469.40

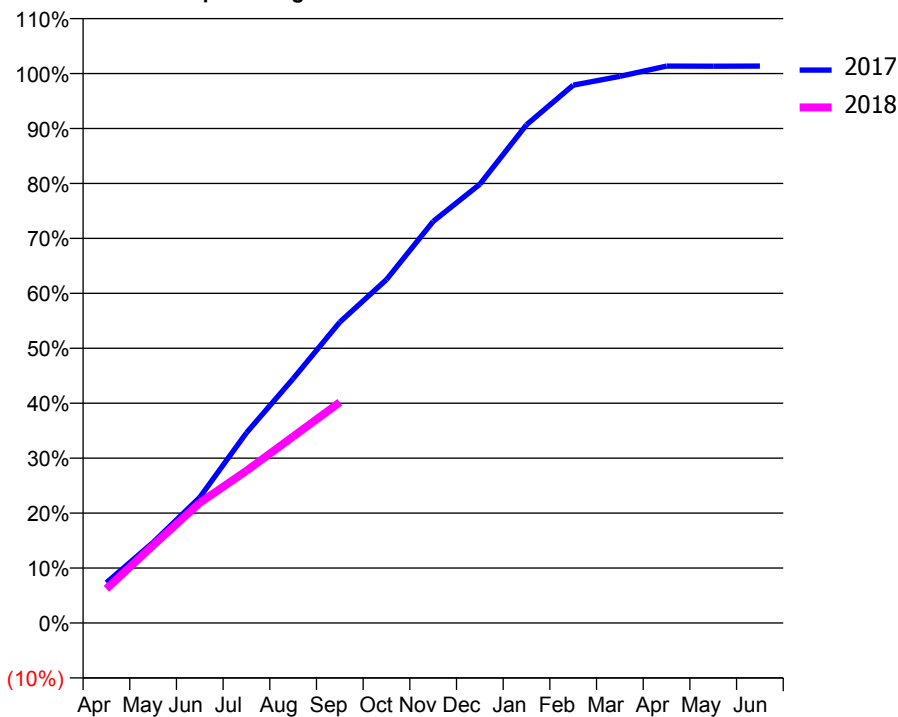
ACCESS*

Patients seen in 24 months	Total	Change since previous quarter
Quarter ending September 2016	1,125	
Quarter ending December 2016	1,109	↓
Quarter ending March 2017	1,064	↓
Quarter ending June 2017	1,042	↓
Quarter ending September 2017	1,074	↑
Variance since September 2016	(4.5%)	↓



ACTIVITY

Cumulative percentage of contracted UDA delivered 2017 & 2018



Adjusted Scheduled Activity (UDA)

Month	2017	2018
April	220	187
May	440	424
June	686	656
July	1,038	831
August	1,334	1,018
September	1,643	1,205
October	1,875	
November	2,192	
December	2,395	
January	2,720	
February	2,937	
March	2,985	
April	3,041	
May	3,040	
June	3,041	

QUALITY

	Quantity	Base Number	Contract	AT	Region	England
% of FP17s for the same patient ID Re-attending within 3 months - Children	67	845	7.9%	11.3%	11.4%	11.9%
% of FP17s for the same patient ID Re-attending within 3 months - Adults	5	75	6.7%	15.0%	15.7%	15.9%
% of FP17s for the same patient ID Re-attending between 3 & 9 months - Children	459	845	54.3%	57.7%	60.6%	58.1%
% of FP17s for the same patient ID Re-attending between 3 & 9 months - Adults	34	75	45.3%	48.5%	52.0%	50.6%
% of FP17s for Band 1 Urgent Courses	0	877	0.0%	9.7%	9.6%	9.1%
% of FP17s Relating to Free Repair or Replacements	0	877	0.0%	0.7%	0.7%	0.8%
% of FP17s Relating to Continuations	0	877	0.0%	0.8%	1.0%	1.1%
% of Patients satisfied with the dentistry they have received	2	2	N/A	92.7%	91.6%	91.4%
% of Patients satisfied with the time they had to wait for an appointment	1	2	N/A	89.7%	87.9%	87.7%

* This is based on patients treated on this contract for their most recent course of treatment. Figures in italics indicate the base number of FP17s or Patient Questionnaire responses are less than 100. N/A is shown where the base number of responses is less than 10 during the period. % is calculated as Quantity/Base number*100

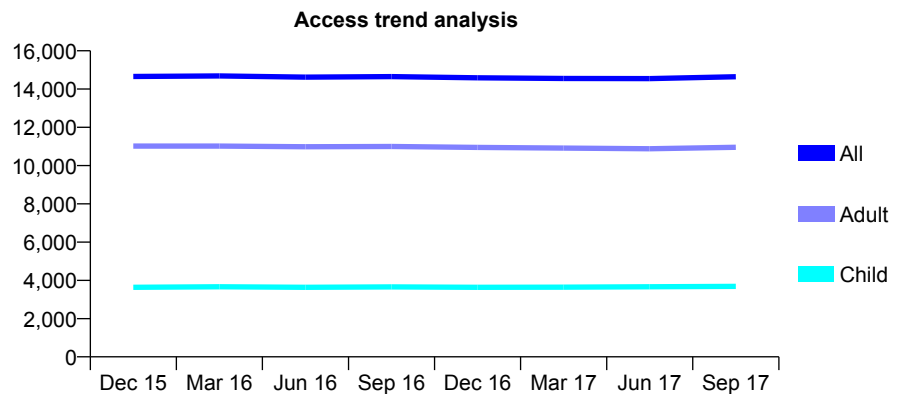
Q69 - Vital Signs At a Glance Contract Report for 842834/0001 - September 2017

Name or company name	MR HR LABBANI MOTLAGH
Contract type name	GDS Contract
Purpose of contract	General
Contract start date	01/12/2009
Contract end date	

17/18 Contracted general activity (UDA)	36,100
Carry forward general activity (UDA)	-175
17/18 Contracted orthodontic activity (UOA)	0
Carry forward orthodontic activity (UOA)	0
Baseline contract value	£1,055,515.13

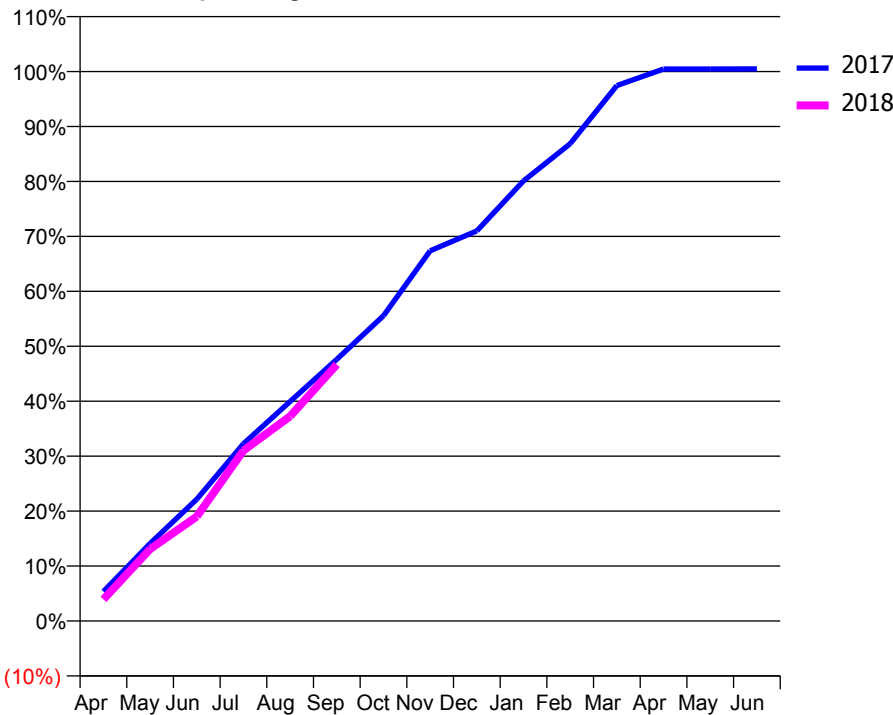
ACCESS*

Patients seen in 24 months	Total	Change since previous quarter
Quarter ending September 2016	14,654	
Quarter ending December 2016	14,585	→
Quarter ending March 2017	14,553	→
Quarter ending June 2017	14,546	→
Quarter ending September 2017	14,642	→
Variance since September 2016	(0.1%)	→



ACTIVITY

Cumulative percentage of contracted UDA delivered 2017 & 2018



Month	Adjusted Scheduled Activity (UDA)	
	2017	2018
April	2,022	1,424
May	5,301	4,728
June	8,321	6,864
July	12,115	11,196
August	15,004	13,452
September	17,879	16,851
October	20,862	
November	25,294	
December	26,653	
January	30,075	
February	32,613	
March	36,584	
April	37,718	
May	37,716	
June	37,719	

QUALITY

	Quantity	Base Number	Contract	AT	Region	England
% of FP17s for the same patient ID Re-attending within 3 months - Children	24	2,558	0.9%	11.3%	11.4%	11.9%
% of FP17s for the same patient ID Re-attending within 3 months - Adults	262	6,515	4.0%	15.0%	15.7%	15.9%
% of FP17s for the same patient ID Re-attending between 3 & 9 months - Children	1,388	2,558	54.3%	57.7%	60.6%	58.1%
% of FP17s for the same patient ID Re-attending between 3 & 9 months - Adults	3,659	6,515	56.2%	48.5%	52.0%	50.6%
% of FP17s for Band 1 Urgent Courses	112	8,435	1.3%	9.7%	9.6%	9.1%
% of FP17s Relating to Free Repair or Replacements	0	8,435	0.0%	0.7%	0.7%	0.8%
% of FP17s Relating to Continuations	19	8,435	0.2%	0.8%	1.0%	1.1%
% of Patients satisfied with the dentistry they have received	141	148	95.3%	92.7%	91.6%	91.4%
% of Patients satisfied with the time they had to wait for an appointment	144	148	97.3%	89.7%	87.9%	87.7%

* This is based on patients treated on this contract for their most recent course of treatment. Figures in italics indicate the base number of FP17s or Patient Questionnaire responses are less than 100. N/A is shown where the base number of responses is less than 10 during the period. % is calculated as Quantity/Base number*100

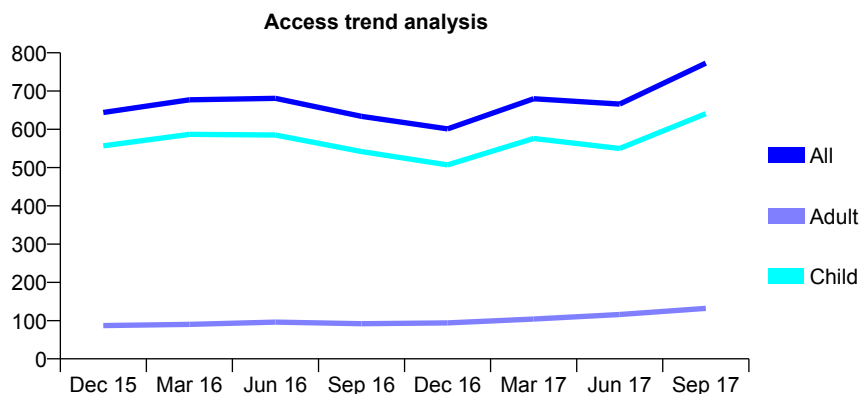
Q69 - Vital Signs At a Glance Contract Report for 847054/0001 - September 2017

Name or company name	MR RA HUGHES
Contract type name	GDS Contract
Purpose of contract	General
Contract start date	01/04/2006
Contract end date	

17/18 Contracted general activity (UDA)	1,526
Carry forward general activity (UDA)	0
17/18 Contracted orthodontic activity (UOA)	0
Carry forward orthodontic activity (UOA)	0
Baseline contract value	£40,097.88

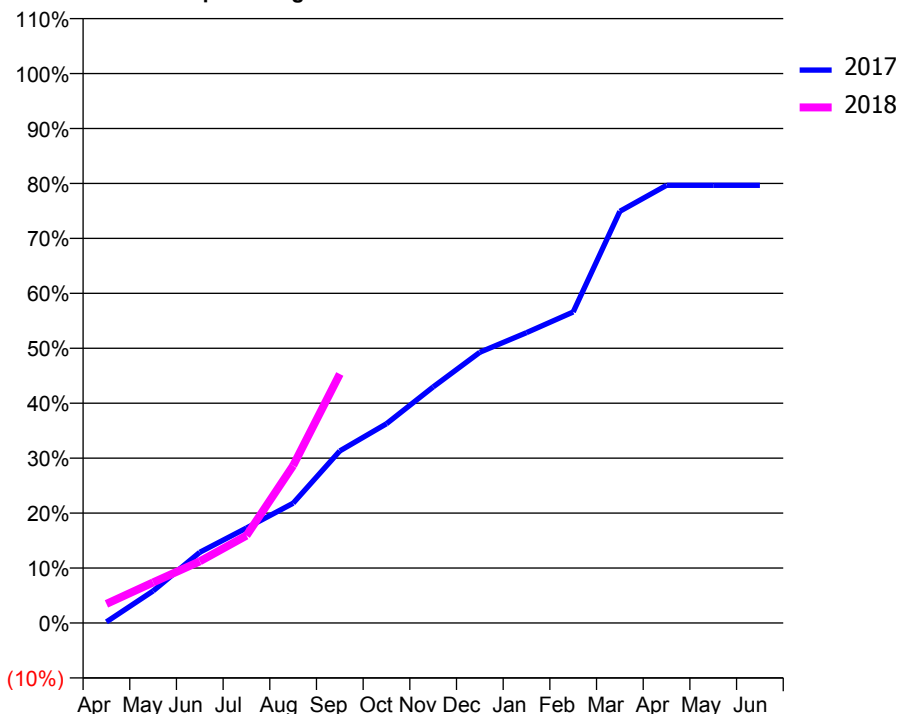
ACCESS*

Patients seen in 24 months	Total	Change since previous quarter
Quarter ending September 2016	634	
Quarter ending December 2016	601	↓
Quarter ending March 2017	680	↑
Quarter ending June 2017	666	↓
Quarter ending September 2017	773	↑
Variance since September 2016	21.9%	↑



ACTIVITY

Cumulative percentage of contracted UDA delivered 2017 & 2018



Adjusted Scheduled Activity (UDA)

Month	2017	2018
April	3	53
May	89	113
June	196	171
July	264	243
August	333	437
September	478	691
October	553	
November	656	
December	752	
January	806	
February	864	
March	1,143	
April	1,216	
May	1,216	
June	1,216	

QUALITY

	Quantity	Base Number	Contract	AT	Region	England
% of FP17s for the same patient ID Re-attending within 3 months - Children	29	516	5.6%	11.3%	11.4%	11.9%
% of FP17s for the same patient ID Re-attending within 3 months - Adults	3	35	8.6%	15.0%	15.7%	15.9%
% of FP17s for the same patient ID Re-attending between 3 & 9 months - Children	270	516	52.3%	57.7%	60.6%	58.1%
% of FP17s for the same patient ID Re-attending between 3 & 9 months - Adults	10	35	28.6%	48.5%	52.0%	50.6%
% of FP17s for Band 1 Urgent Courses	17	499	3.4%	9.7%	9.6%	9.1%
% of FP17s Relating to Free Repair or Replacements	0	499	0.0%	0.7%	0.7%	0.8%
% of FP17s Relating to Continuations	0	499	0.0%	0.8%	1.0%	1.1%
% of Patients satisfied with the dentistry they have received	0	0	N/A	92.7%	91.6%	91.4%
% of Patients satisfied with the time they had to wait for an appointment	0	0	N/A	89.7%	87.9%	87.7%

* This is based on patients treated on this contract for their most recent course of treatment. Figures in italics indicate the base number of FP17s or Patient Questionnaire responses are less than 100. N/A is shown where the base number of responses is less than 10 during the period. % is calculated as Quantity/Base number*100

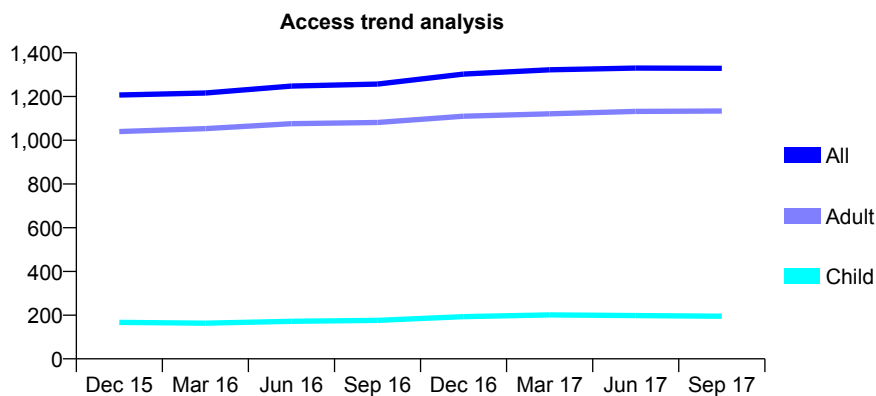
Q69 - Vital Signs At a Glance Contract Report for 848077/0001 - September 2017

Name or company name	MISS NP MCVEIGH
Contract type name	GDS Contract
Purpose of contract	General
Contract start date	01/04/2006
Contract end date	

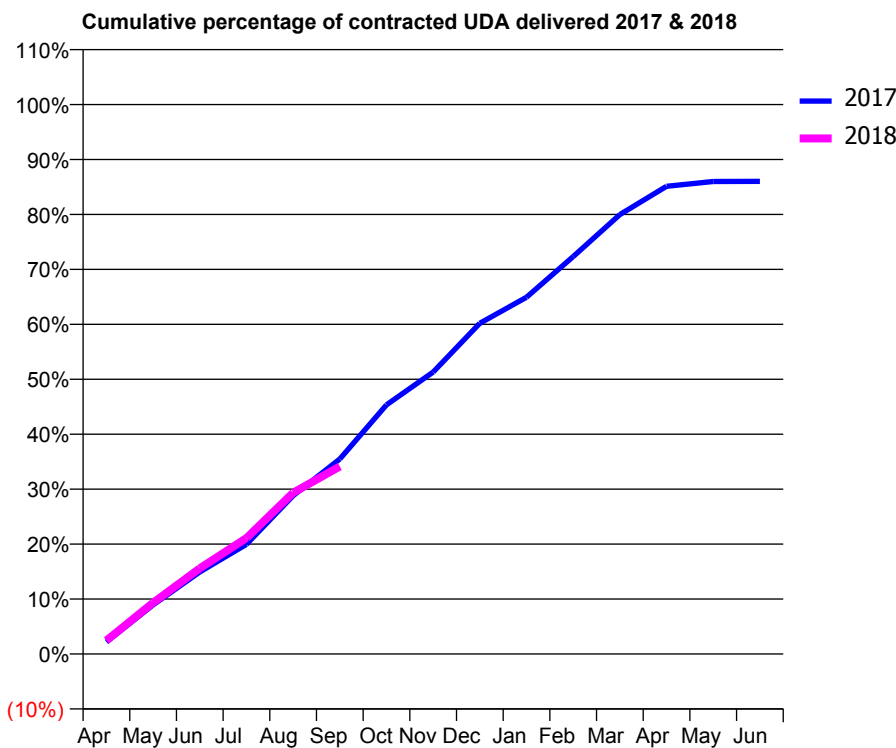
17/18 Contracted general activity (UDA)	4,472
Carry forward general activity (UDA)	0
17/18 Contracted orthodontic activity (UOA)	0
Carry forward orthodontic activity (UOA)	0
Baseline contract value	£94,609.01

ACCESS*

Patients seen in 24 months	Total	Change since previous quarter
Quarter ending September 2016	1,257	
Quarter ending December 2016	1,303	↑
Quarter ending March 2017	1,322	→
Quarter ending June 2017	1,330	→
Quarter ending September 2017	1,329	→
Variance since September 2016	5.7%	↑



ACTIVITY



Month	Adjusted Scheduled Activity (UDA)	
	2017	2018
April	99	111
May	399	417
June	668	697
July	893	944
August	1,289	1,313
September	1,587	1,526
October	2,028	
November	2,294	
December	2,691	
January	2,903	
February	3,234	
March	3,576	
April	3,806	
May	3,846	
June	3,847	

QUALITY

	Quantity	Base Number	Contract	AT	Region	England
% of FP17s for the same patient ID Re-attending within 3 months - Children	6	156	3.8%	11.3%	11.4%	11.9%
% of FP17s for the same patient ID Re-attending within 3 months - Adults	136	985	13.8%	15.0%	15.7%	15.9%
% of FP17s for the same patient ID Re-attending between 3 & 9 months - Children	108	156	69.2%	57.7%	60.6%	58.1%
% of FP17s for the same patient ID Re-attending between 3 & 9 months - Adults	689	985	69.9%	48.5%	52.0%	50.6%
% of FP17s for Band 1 Urgent Courses	87	1,011	8.6%	9.7%	9.6%	9.1%
% of FP17s Relating to Free Repair or Replacements	9	1,011	0.9%	0.7%	0.7%	0.8%
% of FP17s Relating to Continuations	1	1,011	0.1%	0.8%	1.0%	1.1%
% of Patients satisfied with the dentistry they have received	7	8	N/A	92.7%	91.6%	91.4%
% of Patients satisfied with the time they had to wait for an appointment	8	8	N/A	89.7%	87.9%	87.7%

* This is based on patients treated on this contract for their most recent course of treatment. Figures in italics indicate the base number of FP17s or Patient Questionnaire responses are less than 100. N/A is shown where the base number of responses is less than 10 during the period. % is calculated as Quantity/Base number*100

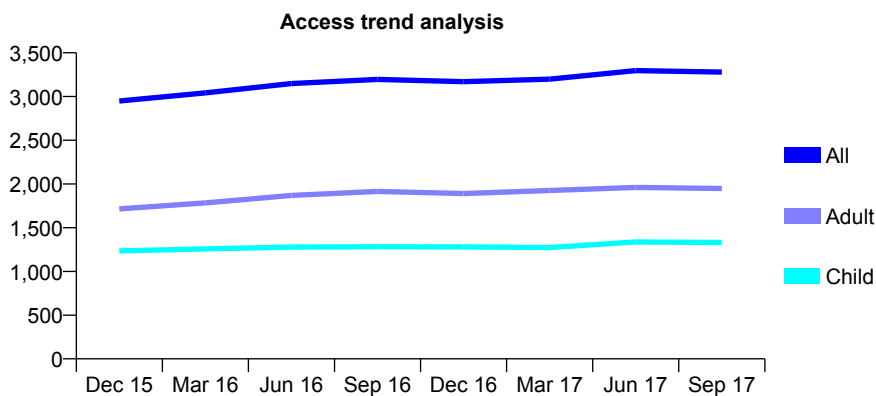
Q69 - Vital Signs At a Glance Contract Report for 854166/0001 - September 2017

Name or company name	MRS JP BENNETT
Contract type name	GDS Contract
Purpose of contract	General
Contract start date	01/04/2006
Contract end date	

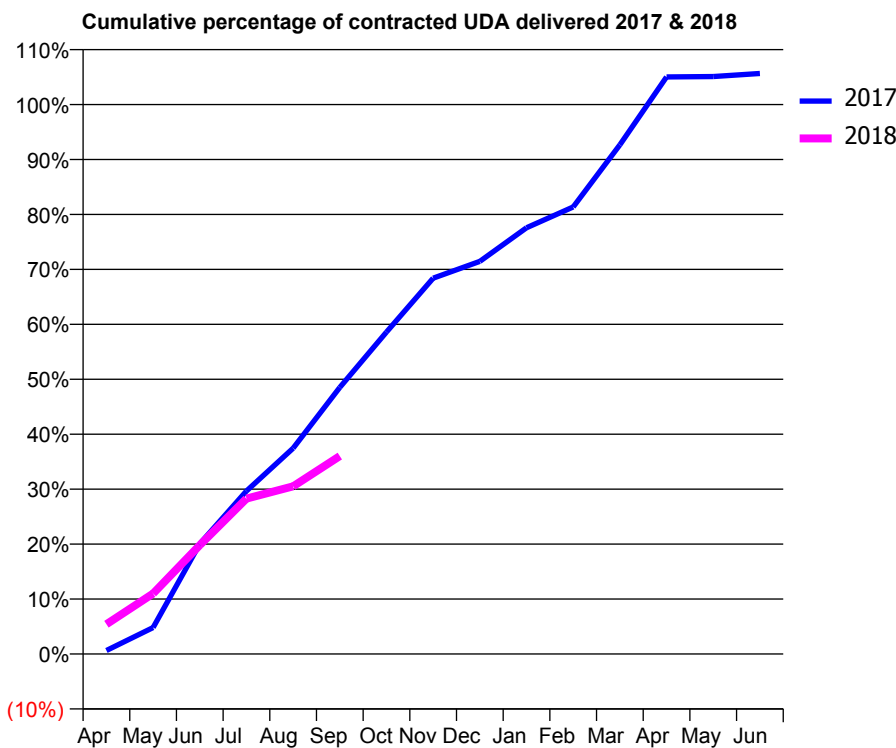
17/18 Contracted general activity (UDA)	5,698
Carry forward general activity (UDA)	-118
17/18 Contracted orthodontic activity (UOA)	0
Carry forward orthodontic activity (UOA)	0
Baseline contract value	£113,797.57

ACCESS*

Patients seen in 24 months	Total	Change since previous quarter
Quarter ending September 2016	3,196	
Quarter ending December 2016	3,170	→
Quarter ending March 2017	3,199	→
Quarter ending June 2017	3,297	↑
Quarter ending September 2017	3,279	→
Variance since September 2016	2.6%	↑



ACTIVITY



Month	Adjusted Scheduled Activity (UDA)	
	2017	2018
April	38	310
May	286	627
June	1,189	1,129
July	1,758	1,612
August	2,219	1,738
September	2,875	2,052
October	3,472	
November	4,053	
December	4,234	
January	4,597	
February	4,821	
March	5,491	
April	6,223	
May	6,228	
June	6,261	

QUALITY

	Quantity	Base Number	Contract	AT	Region	England
% of FP17s for the same patient ID Re-attending within 3 months - Children	92	1,066	8.6%	11.3%	11.4%	11.9%
% of FP17s for the same patient ID Re-attending within 3 months - Adults	280	1,136	24.6%	15.0%	15.7%	15.9%
% of FP17s for the same patient ID Re-attending between 3 & 9 months - Children	650	1,066	61.0%	57.7%	60.6%	58.1%
% of FP17s for the same patient ID Re-attending between 3 & 9 months - Adults	496	1,136	43.7%	48.5%	52.0%	50.6%
% of FP17s for Band 1 Urgent Courses	102	1,145	8.9%	9.7%	9.6%	9.1%
% of FP17s Relating to Free Repair or Replacements	9	1,145	0.8%	0.7%	0.7%	0.8%
% of FP17s Relating to Continuations	1	1,145	0.1%	0.8%	1.0%	1.1%
% of Patients satisfied with the dentistry they have received	2	2	N/A	92.7%	91.6%	91.4%
% of Patients satisfied with the time they had to wait for an appointment	2	2	N/A	89.7%	87.9%	87.7%

* This is based on patients treated on this contract for their most recent course of treatment. Figures in italics indicate the base number of FP17s or Patient Questionnaire responses are less than 100. N/A is shown where the base number of responses is less than 10 during the period. % is calculated as Quantity/Base number*100

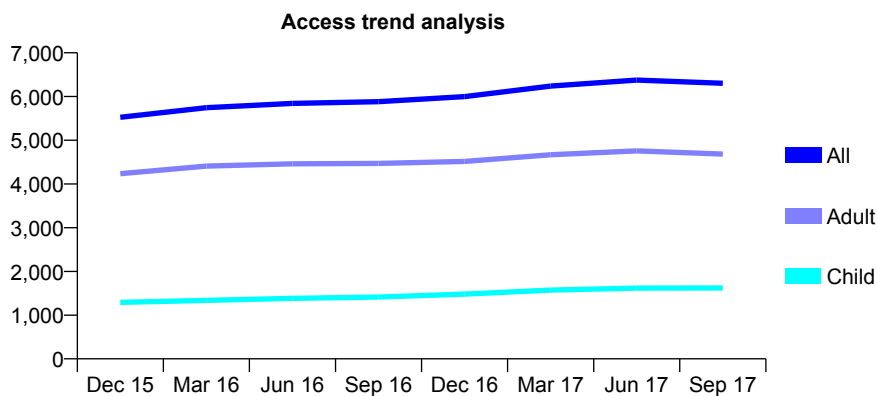
Q69 - Vital Signs At a Glance Contract Report for 889660/0001 - September 2017

Name or company name	MR B AHMED
Contract type name	GDS Contract
Purpose of contract	General
Contract start date	25/07/2012
Contract end date	

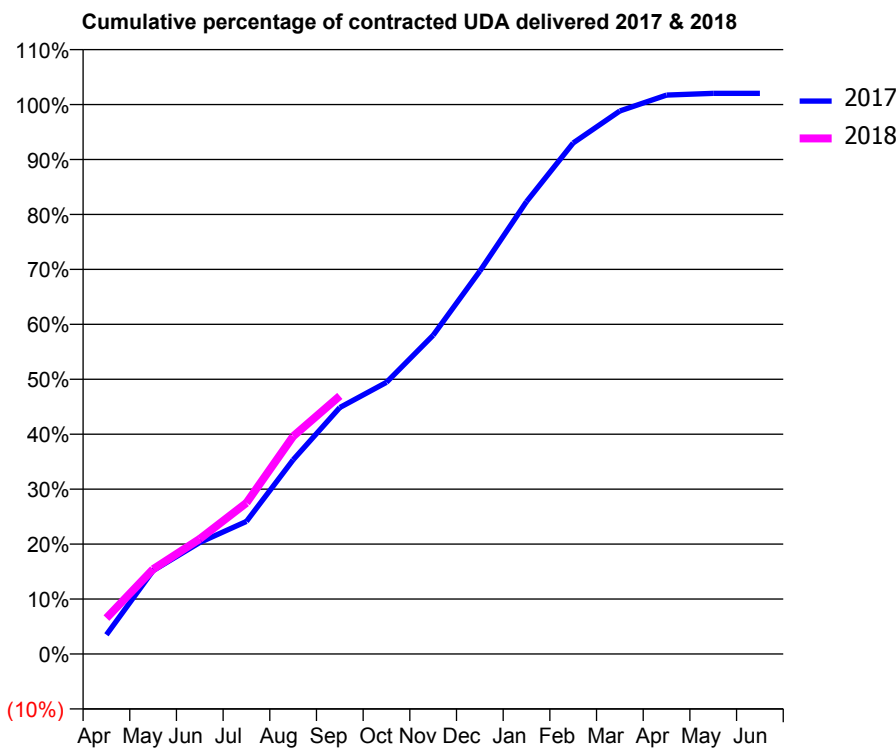
17/18 Contracted general activity (UDA)	13,000
Carry forward general activity (UDA)	-270
17/18 Contracted orthodontic activity (UOA)	0
Carry forward orthodontic activity (UOA)	0
Baseline contract value	£312,585.89

ACCESS*

Patients seen in 24 months	Total	Change since previous quarter
Quarter ending September 2016	5,883	
Quarter ending December 2016	5,999	→
Quarter ending March 2017	6,239	↑
Quarter ending June 2017	6,376	↑
Quarter ending September 2017	6,303	↓
Variance since September 2016	7.1%	↑



ACTIVITY



Month	Adjusted Scheduled Activity (UDA)	
	2017	2018
April	475	851
May	2,053	2,008
June	2,746	2,725
July	3,264	3,577
August	4,780	5,149
September	6,064	6,104
October	6,685	
November	7,842	
December	9,421	
January	11,129	
February	12,575	
March	13,360	
April	13,751	
May	13,794	
June	13,795	

QUALITY

	Quantity	Base Number	Contract	AT	Region	England
% of FP17s for the same patient ID Re-attending within 3 months - Children	77	1,162	6.6%	11.3%	11.4%	11.9%
% of FP17s for the same patient ID Re-attending within 3 months - Adults	339	3,090	11.0%	15.0%	15.7%	15.9%
% of FP17s for the same patient ID Re-attending between 3 & 9 months - Children	748	1,162	64.4%	57.7%	60.6%	58.1%
% of FP17s for the same patient ID Re-attending between 3 & 9 months - Adults	1,743	3,090	56.4%	48.5%	52.0%	50.6%
% of FP17s for Band 1 Urgent Courses	319	3,491	9.1%	9.7%	9.6%	9.1%
% of FP17s Relating to Free Repair or Replacements	31	3,491	0.9%	0.7%	0.7%	0.8%
% of FP17s Relating to Continuations	9	3,491	0.3%	0.8%	1.0%	1.1%
% of Patients satisfied with the dentistry they have received	24	26	92.3%	92.7%	91.6%	91.4%
% of Patients satisfied with the time they had to wait for an appointment	26	26	100.0%	89.7%	87.9%	87.7%

* This is based on patients treated on this contract for their most recent course of treatment. Figures in italics indicate the base number of FP17s or Patient Questionnaire responses are less than 100. N/A is shown where the base number of responses is less than 10 during the period. % is calculated as Quantity/Base number*100

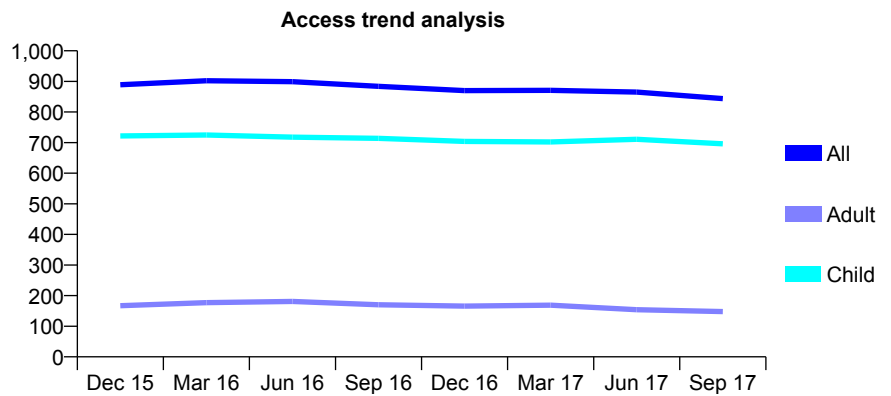
Q69 - Vital Signs At a Glance Contract Report for 905763/0001 - September 2017

Name or company name	MR HR PATEL
Contract type name	GDS Contract
Purpose of contract	General
Contract start date	01/04/2006
Contract end date	

17/18 Contracted general activity (UDA)	2,000
Carry forward general activity (UDA)	-30
17/18 Contracted orthodontic activity (UOA)	0
Carry forward orthodontic activity (UOA)	0
Baseline contract value	£45,059.13

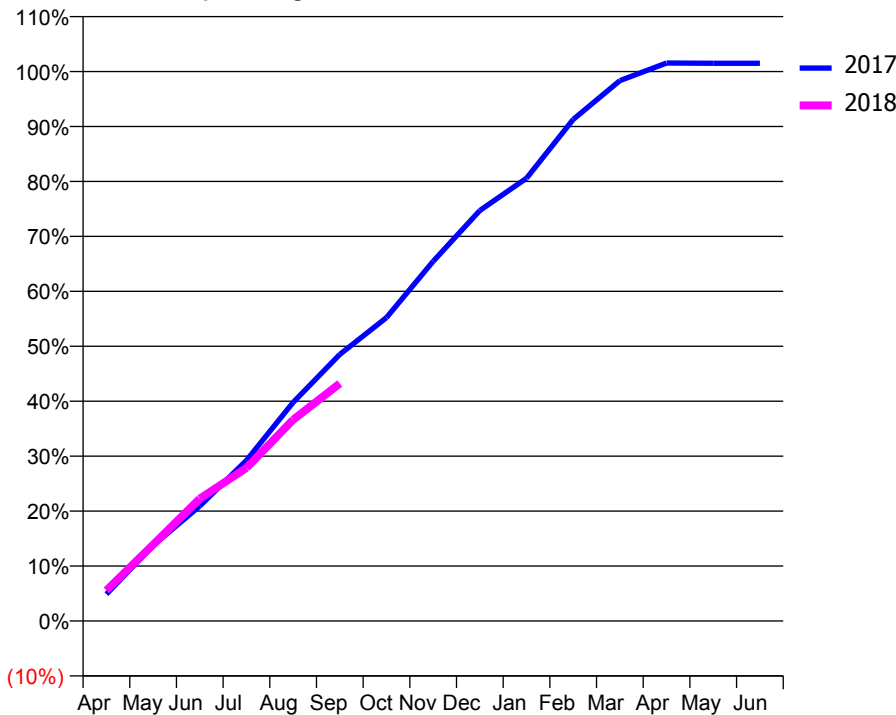
ACCESS*

Patients seen in 24 months	Total	Change since previous quarter
Quarter ending September 2016	884	
Quarter ending December 2016	870	↓
Quarter ending March 2017	871	→
Quarter ending June 2017	865	→
Quarter ending September 2017	844	↓
Variance since September 2016	(4.5%)	↓



ACTIVITY

Cumulative percentage of contracted UDA delivered 2017 & 2018



Month	Adjusted Scheduled Activity (UDA)	
	2017	2018
April	98	111
May	275	278
June	419	445
July	585	558
August	796	732
September	970	864
October	1,104	
November	1,309	
December	1,494	
January	1,611	
February	1,826	
March	1,967	
April	2,031	
May	2,030	
June	2,030	

QUALITY

	Quantity	Base Number	Contract	AT	Region	England
% of FP17s for the same patient ID Re-attending within 3 months - Children	45	549	8.2%	11.3%	11.4%	11.9%
% of FP17s for the same patient ID Re-attending within 3 months - Adults	16	79	20.3%	15.0%	15.7%	15.9%
% of FP17s for the same patient ID Re-attending between 3 & 9 months - Children	306	549	55.7%	57.7%	60.6%	58.1%
% of FP17s for the same patient ID Re-attending between 3 & 9 months - Adults	41	79	51.9%	48.5%	52.0%	50.6%
% of FP17s for Band 1 Urgent Courses	32	568	5.6%	9.7%	9.6%	9.1%
% of FP17s Relating to Free Repair or Replacements	0	568	0.0%	0.7%	0.7%	0.8%
% of FP17s Relating to Continuations	0	568	0.0%	0.8%	1.0%	1.1%
% of Patients satisfied with the dentistry they have received	0	0	N/A	92.7%	91.6%	91.4%
% of Patients satisfied with the time they had to wait for an appointment	0	0	N/A	89.7%	87.9%	87.7%

* This is based on patients treated on this contract for their most recent course of treatment. Figures in italics indicate the base number of FP17s or Patient Questionnaire responses are less than 100. N/A is shown where the base number of responses is less than 10 during the period. % is calculated as Quantity/Base number*100

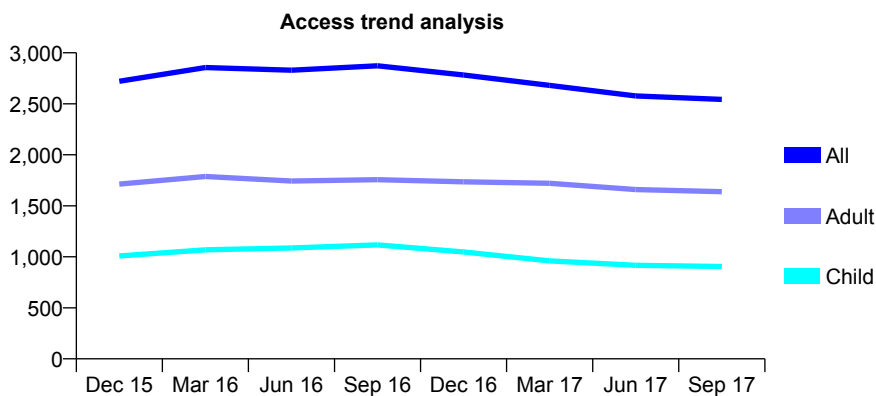
Q69 - Vital Signs At a Glance Contract Report for 905860/0004 - September 2017

Name or company name	MR A MAKHANI
Contract type name	GDS Contract
Purpose of contract	General
Contract start date	01/04/2006
Contract end date	

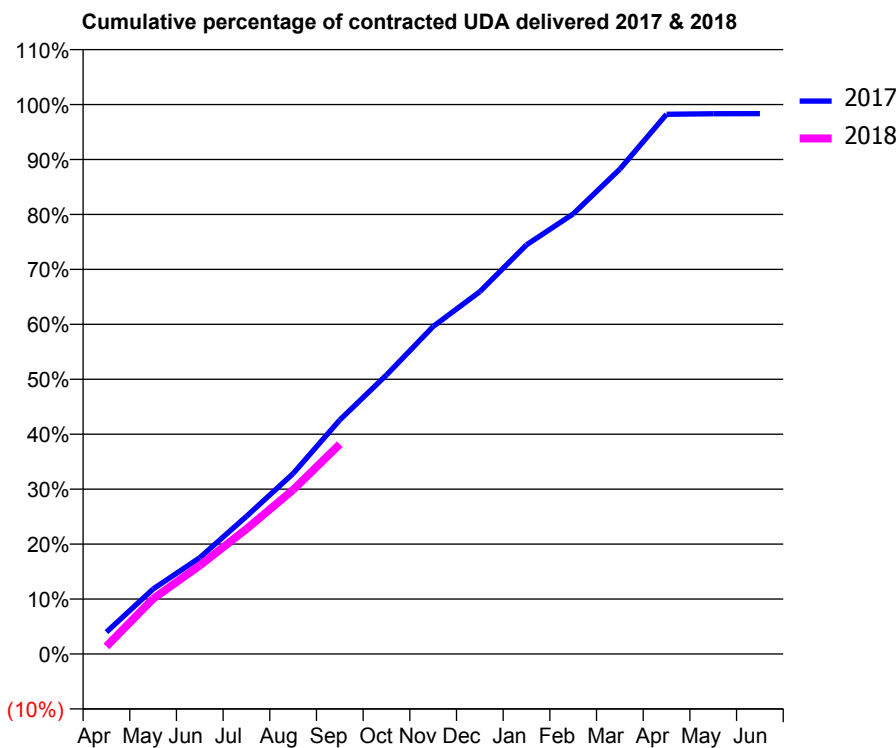
17/18 Contracted general activity (UDA)	6,297
Carry forward general activity (UDA)	105
17/18 Contracted orthodontic activity (UOA)	0
Carry forward orthodontic activity (UOA)	0
Baseline contract value	£155,870.83

ACCESS*

Patients seen in 24 months	Total	Change since previous quarter
Quarter ending September 2016	2,873	
Quarter ending December 2016	2,783	↓
Quarter ending March 2017	2,681	↓
Quarter ending June 2017	2,577	↓
Quarter ending September 2017	2,543	↓
Variance since September 2016	(11.5%)	↓



ACTIVITY



Adjusted Scheduled Activity (UDA)		
Month	2017	2018
April	251	88
May	745	634
June	1,104	1,013
July	1,578	1,432
August	2,068	1,882
September	2,683	2,405
October	3,197	
November	3,754	
December	4,153	
January	4,690	
February	5,043	
March	5,556	
April	6,184	
May	6,191	
June	6,192	

QUALITY

	Quantity	Base Number	Contract	AT	Region	England
% of FP17s for the same patient ID Re-attending within 3 months - Children	40	641	6.2%	11.3%	11.4%	11.9%
% of FP17s for the same patient ID Re-attending within 3 months - Adults	143	955	15.0%	15.0%	15.7%	15.9%
% of FP17s for the same patient ID Re-attending between 3 & 9 months - Children	339	641	52.9%	57.7%	60.6%	58.1%
% of FP17s for the same patient ID Re-attending between 3 & 9 months - Adults	394	955	41.3%	48.5%	52.0%	50.6%
% of FP17s for Band 1 Urgent Courses	115	1,327	8.7%	9.7%	9.6%	9.1%
% of FP17s Relating to Free Repair or Replacements	5	1,327	0.4%	0.7%	0.7%	0.8%
% of FP17s Relating to Continuations	2	1,327	0.2%	0.8%	1.0%	1.1%
% of Patients satisfied with the dentistry they have received	5	5	N/A	92.7%	91.6%	91.4%
% of Patients satisfied with the time they had to wait for an appointment	4	5	N/A	89.7%	87.9%	87.7%

* This is based on patients treated on this contract for their most recent course of treatment. Figures in italics indicate the base number of FP17s or Patient Questionnaire responses are less than 100. N/A is shown where the base number of responses is less than 10 during the period. % is calculated as Quantity/Base number*100

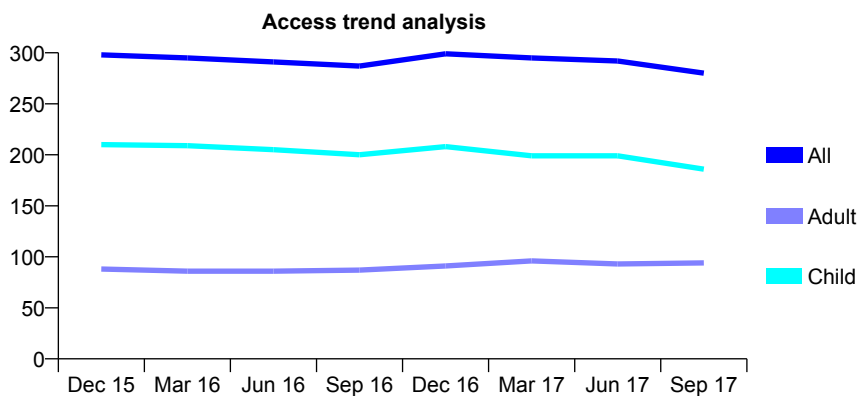
Q69 - Vital Signs At a Glance Contract Report for 911658/0001 - September 2017

Name or company name	KH Lee Dental Praticce
Contract type name	GDS Contract
Purpose of contract	General
Contract start date	01/04/2006
Contract end date	

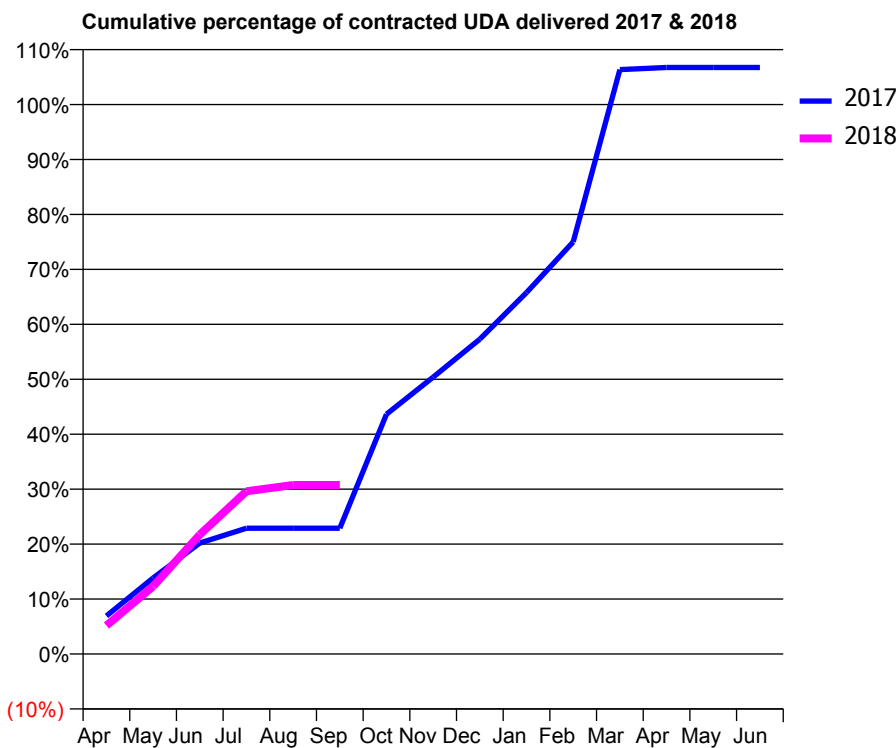
17/18 Contracted general activity (UDA)	520
Carry forward general activity (UDA)	-10
17/18 Contracted orthodontic activity (UOA)	0
Carry forward orthodontic activity (UOA)	0
Baseline contract value	£12,081.86

ACCESS*

Patients seen in 24 months	Total	Change since previous quarter
Quarter ending September 2016	287	
Quarter ending December 2016	299	↑
Quarter ending March 2017	295	↓
Quarter ending June 2017	292	↓
Quarter ending September 2017	280	↓
Variance since September 2016	(2.4%)	↓



ACTIVITY



Month	Adjusted Scheduled Activity (UDA)	
	2017	2018
April	36	27
May	72	64
June	105	113
July	119	154
August	119	160
September	119	160
October	227	
November	262	
December	298	
January	342	
February	390	
March	553	
April	555	
May	555	
June	555	

QUALITY

	Quantity	Base Number	Contract	AT	Region	England
% of FP17s for the same patient ID Re-attending within 3 months - Children	1	93	1.1%	11.3%	11.4%	11.9%
% of FP17s for the same patient ID Re-attending within 3 months - Adults	0	28	0.0%	15.0%	15.7%	15.9%
% of FP17s for the same patient ID Re-attending between 3 & 9 months - Children	59	93	63.4%	57.7%	60.6%	58.1%
% of FP17s for the same patient ID Re-attending between 3 & 9 months - Adults	12	28	42.9%	48.5%	52.0%	50.6%
% of FP17s for Band 1 Urgent Courses	0	119	0.0%	9.7%	9.6%	9.1%
% of FP17s Relating to Free Repair or Replacements	0	119	0.0%	0.7%	0.7%	0.8%
% of FP17s Relating to Continuations	0	119	0.0%	0.8%	1.0%	1.1%
% of Patients satisfied with the dentistry they have received	0	0	N/A	92.7%	91.6%	91.4%
% of Patients satisfied with the time they had to wait for an appointment	0	0	N/A	89.7%	87.9%	87.7%

* This is based on patients treated on this contract for their most recent course of treatment. Figures in italics indicate the base number of FP17s or Patient Questionnaire responses are less than 100. N/A is shown where the base number of responses is less than 10 during the period. % is calculated as Quantity/Base number*100

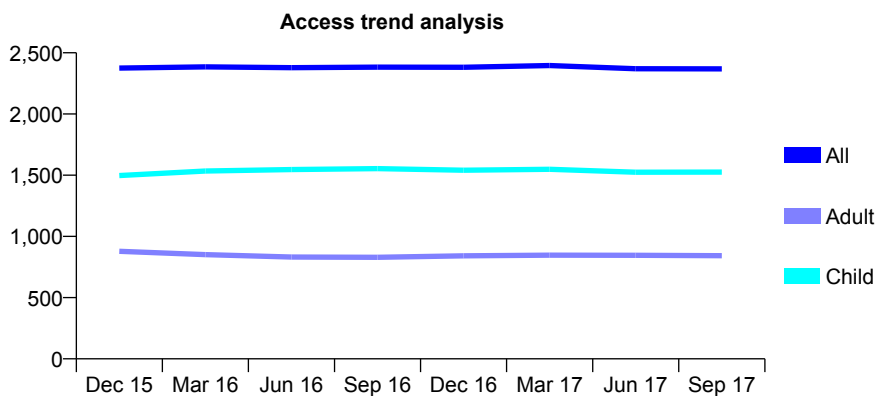
Q69 - Vital Signs At a Glance Contract Report for 912344/0001 - September 2017

Name or company name	MISS LE DAVIES
Contract type name	GDS Contract
Purpose of contract	General
Contract start date	01/04/2006
Contract end date	

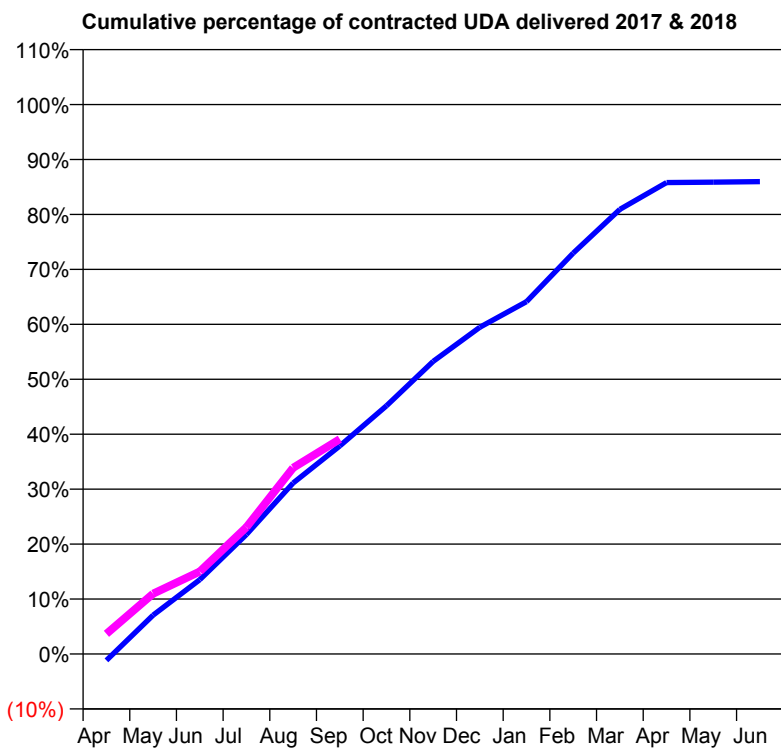
17/18 Contracted general activity (UDA)	5,439
Carry forward general activity (UDA)	0
17/18 Contracted orthodontic activity (UOA)	0
Carry forward orthodontic activity (UOA)	0
Baseline contract value	£113,513.55

ACCESS*

Patients seen in 24 months	Total	Change since previous quarter
Quarter ending September 2016	2,383	
Quarter ending December 2016	2,382	→
Quarter ending March 2017	2,396	→
Quarter ending June 2017	2,370	↓
Quarter ending September 2017	2,369	→
Variance since September 2016	(0.6%)	→



ACTIVITY



Month	2017	2018
April	-64	200
May	384	598
June	736	816
July	1,184	1,256
August	1,693	1,844
September	2,060	2,127
October	2,458	
November	2,897	
December	3,235	
January	3,488	
February	3,969	
March	4,401	
April	4,666	
May	4,670	
June	4,676	

QUALITY

	Quantity	Base Number	Contract	AT	Region	England
% of FP17s for the same patient ID Re-attending within 3 months - Children	90	987	9.1%	11.3%	11.4%	11.9%
% of FP17s for the same patient ID Re-attending within 3 months - Adults	86	447	19.2%	15.0%	15.7%	15.9%
% of FP17s for the same patient ID Re-attending between 3 & 9 months - Children	409	987	41.4%	57.7%	60.6%	58.1%
% of FP17s for the same patient ID Re-attending between 3 & 9 months - Adults	148	447	33.1%	48.5%	52.0%	50.6%
% of FP17s for Band 1 Urgent Courses	98	1,280	7.7%	9.7%	9.6%	9.1%
% of FP17s Relating to Free Repair or Replacements	0	1,280	0.0%	0.7%	0.7%	0.8%
% of FP17s Relating to Continuations	0	1,280	0.0%	0.8%	1.0%	1.1%
% of Patients satisfied with the dentistry they have received	6	6	N/A	92.7%	91.6%	91.4%
% of Patients satisfied with the time they had to wait for an appointment	6	6	N/A	89.7%	87.9%	87.7%

* This is based on patients treated on this contract for their most recent course of treatment. Figures in italics indicate the base number of FP17s or Patient Questionnaire responses are less than 100. N/A is shown where the base number of responses is less than 10 during the period. % is calculated as Quantity/Base number*100

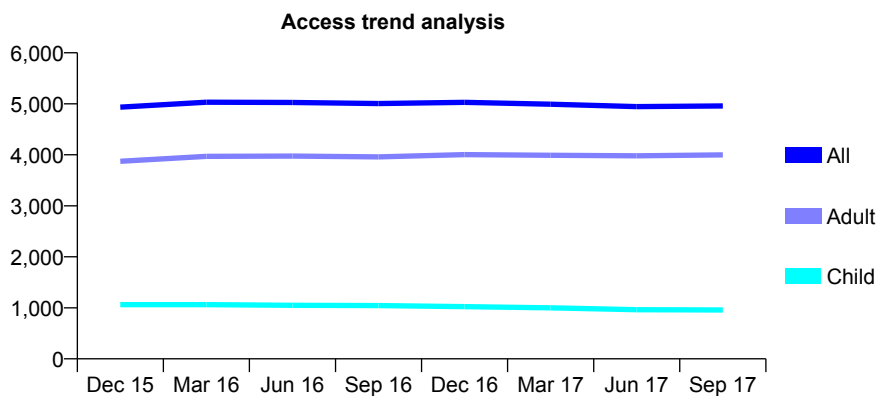
Q69 - Vital Signs At a Glance Contract Report for 915211/0001 - September 2017

Name or company name	MISS A CHANDARIA
Contract type name	GDS Contract
Purpose of contract	General
Contract start date	01/04/2006
Contract end date	

17/18 Contracted general activity (UDA)	12,723
Carry forward general activity (UDA)	110
17/18 Contracted orthodontic activity (UOA)	0
Carry forward orthodontic activity (UOA)	0
Baseline contract value	£303,329.64

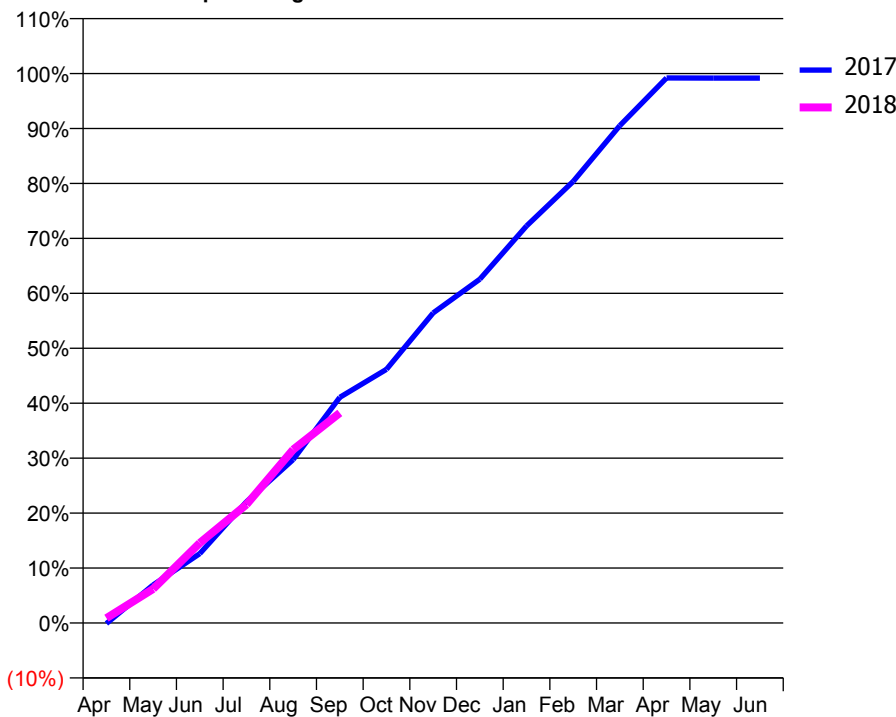
ACCESS*

Patients seen in 24 months	Total	Change since previous quarter
Quarter ending September 2016	5,004	
Quarter ending December 2016	5,029	→
Quarter ending March 2017	4,992	→
Quarter ending June 2017	4,944	→
Quarter ending September 2017	4,957	→
Variance since September 2016	(0.9%)	→



ACTIVITY

Cumulative percentage of contracted UDA delivered 2017 & 2018



Month	Adjusted Scheduled Activity (UDA)	
	2017	2018
April	-14	113
May	917	789
June	1,672	1,855
July	2,921	2,745
August	3,936	4,016
September	5,436	4,863
October	6,108	
November	7,468	
December	8,280	
January	9,560	
February	10,633	
March	11,978	
April	13,123	
May	13,122	
June	13,122	

QUALITY

	Quantity	Base Number	Contract	AT	Region	England
% of FP17s for the same patient ID Re-attending within 3 months - Children	39	590	6.6%	11.3%	11.4%	11.9%
% of FP17s for the same patient ID Re-attending within 3 months - Adults	243	2,386	10.2%	15.0%	15.7%	15.9%
% of FP17s for the same patient ID Re-attending between 3 & 9 months - Children	246	590	41.7%	57.7%	60.6%	58.1%
% of FP17s for the same patient ID Re-attending between 3 & 9 months - Adults	1,308	2,386	54.8%	48.5%	52.0%	50.6%
% of FP17s for Band 1 Urgent Courses	236	2,486	9.5%	9.7%	9.6%	9.1%
% of FP17s Relating to Free Repair or Replacements	5	2,486	0.2%	0.7%	0.7%	0.8%
% of FP17s Relating to Continuations	5	2,486	0.2%	0.8%	1.0%	1.1%
% of Patients satisfied with the dentistry they have received	20	21	95.2%	92.7%	91.6%	91.4%
% of Patients satisfied with the time they had to wait for an appointment	18	21	85.7%	89.7%	87.9%	87.7%

* This is based on patients treated on this contract for their most recent course of treatment. Figures in italics indicate the base number of FP17s or Patient Questionnaire responses are less than 100. N/A is shown where the base number of responses is less than 10 during the period. % is calculated as Quantity/Base number*100

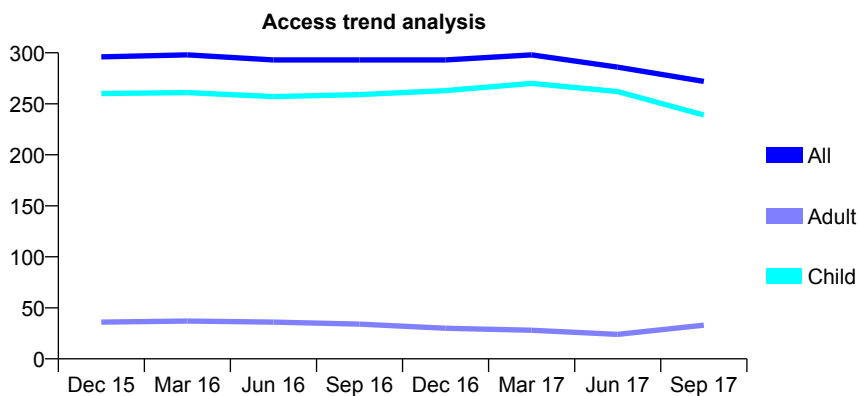
Q69 - Vital Signs At a Glance Contract Report for 915564/0001 - September 2017

Name or company name	MR JM PATEL
Contract type name	GDS Contract
Purpose of contract	General
Contract start date	01/04/2006
Contract end date	

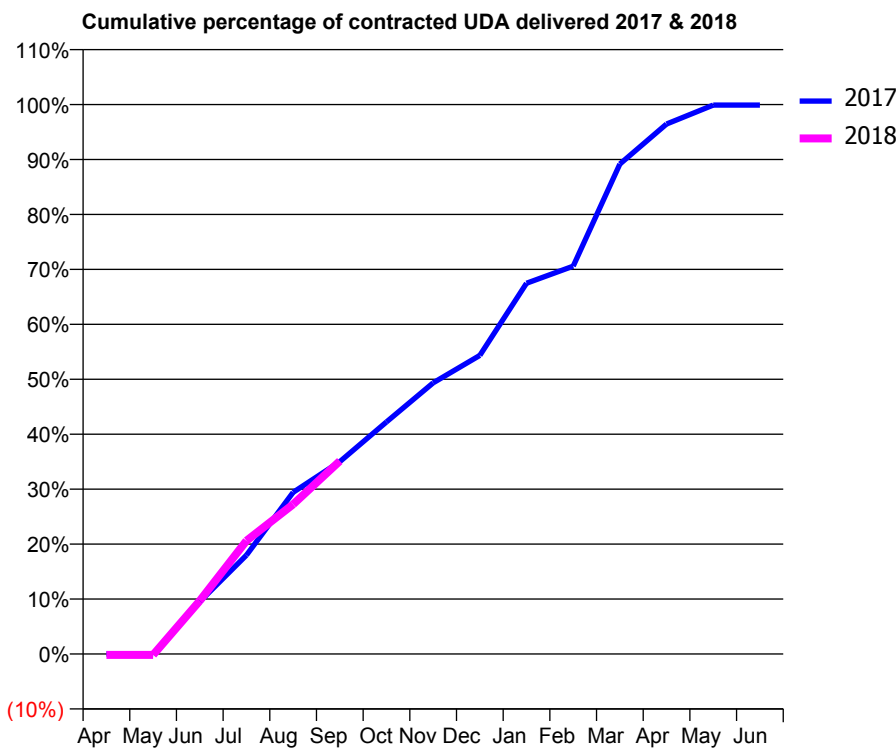
17/18 Contracted general activity (UDA)	580
Carry forward general activity (UDA)	1
17/18 Contracted orthodontic activity (UOA)	0
Carry forward orthodontic activity (UOA)	0
Baseline contract value	£11,223.77

ACCESS*

Patients seen in 24 months	Total	Change since previous quarter
Quarter ending September 2016	293	
Quarter ending December 2016	293	→
Quarter ending March 2017	298	→
Quarter ending June 2017	286	↓
Quarter ending September 2017	272	↓
Variance since September 2016	(7.2%)	↓



ACTIVITY



Month	Adjusted Scheduled Activity (UDA)	
	2017	2018
April	0	-1
May	0	-1
June	55	56
July	104	120
August	171	158
September	203	204
October	245	
November	286	
December	315	
January	391	
February	409	
March	517	
April	559	
May	579	
June	579	

QUALITY

	Quantity	Base Number	Contract	AT	Region	England
% of FP17s for the same patient ID Re-attending within 3 months - Children	6	195	3.1%	11.3%	11.4%	11.9%
% of FP17s for the same patient ID Re-attending within 3 months - Adults	0	0	N/A	15.0%	15.7%	15.9%
% of FP17s for the same patient ID Re-attending between 3 & 9 months - Children	148	195	75.9%	57.7%	60.6%	58.1%
% of FP17s for the same patient ID Re-attending between 3 & 9 months - Adults	0	0	N/A	48.5%	52.0%	50.6%
% of FP17s for Band 1 Urgent Courses	9	147	6.1%	9.7%	9.6%	9.1%
% of FP17s Relating to Free Repair or Replacements	0	147	0.0%	0.7%	0.7%	0.8%
% of FP17s Relating to Continuations	0	147	0.0%	0.8%	1.0%	1.1%
% of Patients satisfied with the dentistry they have received	0	0	N/A	92.7%	91.6%	91.4%
% of Patients satisfied with the time they had to wait for an appointment	0	0	N/A	89.7%	87.9%	87.7%

* This is based on patients treated on this contract for their most recent course of treatment. Figures in italics indicate the base number of FP17s or Patient Questionnaire responses are less than 100. N/A is shown where the base number of responses is less than 10 during the period. % is calculated as Quantity/Base number*100

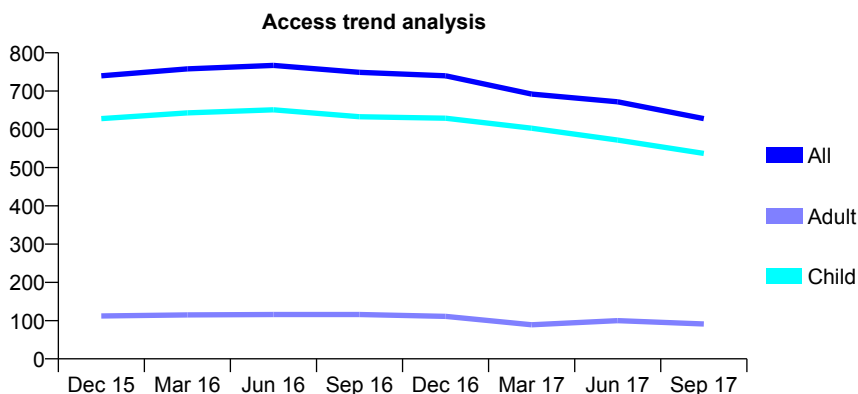
Q69 - Vital Signs At a Glance Contract Report for 916439/0001 - September 2017

Name or company name	MR A SYED
Contract type name	GDS Contract
Purpose of contract	General
Contract start date	01/04/2006
Contract end date	

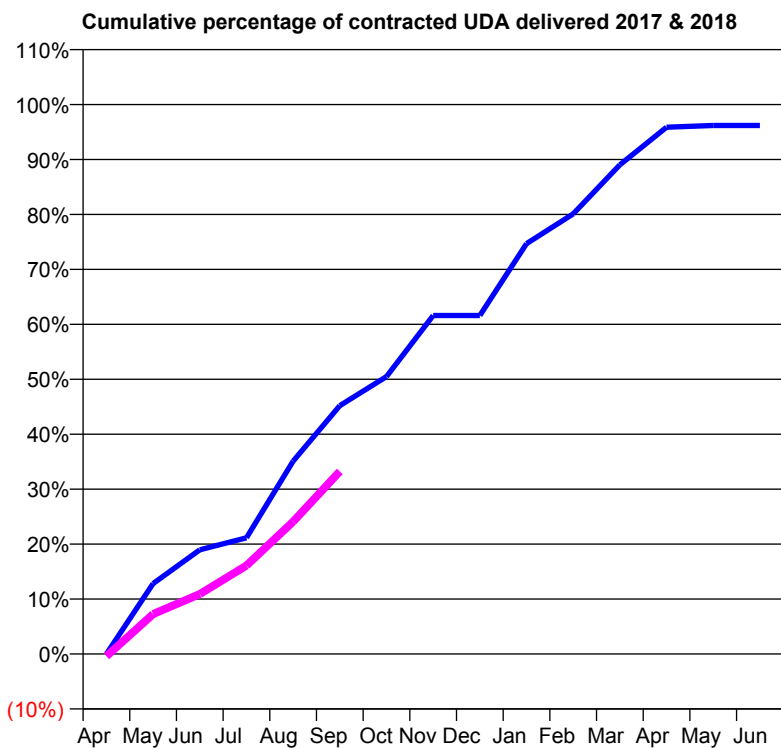
17/18 Contracted general activity (UDA)	963
Carry forward general activity (UDA)	37
17/18 Contracted orthodontic activity (UOA)	0
Carry forward orthodontic activity (UOA)	0
Baseline contract value	£21,928.78

ACCESS*

Patients seen in 24 months	Total	Change since previous quarter
Quarter ending September 2016	749	
Quarter ending December 2016	740	↓
Quarter ending March 2017	692	↓
Quarter ending June 2017	672	↓
Quarter ending September 2017	628	↓
Variance since September 2016	(16.2%)	↓



ACTIVITY



Month	Adjusted Scheduled Activity (UDA)	
	2017	2018
April	0	-4
May	123	70
June	183	105
July	204	155
August	338	232
September	435	320
October	486	
November	593	
December	593	
January	719	
February	771	
March	857	
April	923	
May	926	
June	926	

QUALITY

	Quantity	Base Number	Contract	AT	Region	England
% of FP17s for the same patient ID Re-attending within 3 months - Children	9	347	2.6%	11.3%	11.4%	11.9%
% of FP17s for the same patient ID Re-attending within 3 months - Adults	0	22	0.0%	15.0%	15.7%	15.9%
% of FP17s for the same patient ID Re-attending between 3 & 9 months - Children	198	347	57.1%	57.7%	60.6%	58.1%
% of FP17s for the same patient ID Re-attending between 3 & 9 months - Adults	9	22	40.9%	48.5%	52.0%	50.6%
% of FP17s for Band 1 Urgent Courses	0	316	0.0%	9.7%	9.6%	9.1%
% of FP17s Relating to Free Repair or Replacements	0	316	0.0%	0.7%	0.7%	0.8%
% of FP17s Relating to Continuations	0	316	0.0%	0.8%	1.0%	1.1%
% of Patients satisfied with the dentistry they have received	0	0	N/A	92.7%	91.6%	91.4%
% of Patients satisfied with the time they had to wait for an appointment	0	0	N/A	89.7%	87.9%	87.7%

* This is based on patients treated on this contract for their most recent course of treatment. Figures in italics indicate the base number of FP17s or Patient Questionnaire responses are less than 100. N/A is shown where the base number of responses is less than 10 during the period. % is calculated as Quantity/Base number*100

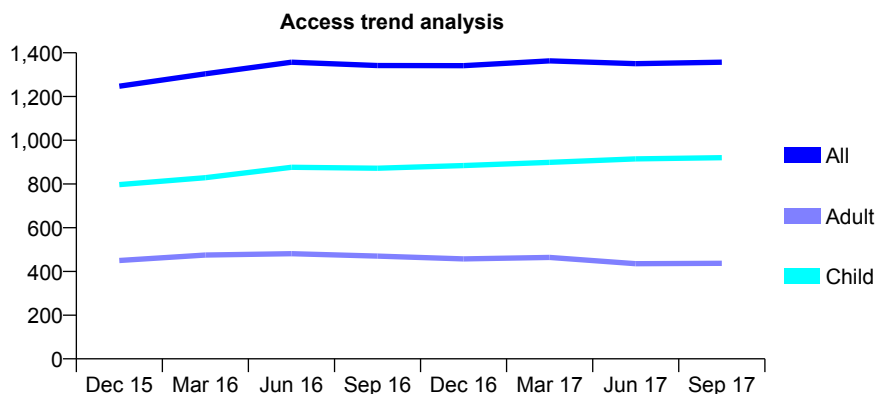
Q69 - Vital Signs At a Glance Contract Report for 917044/0001 - September 2017

Name or company name	MISS M KHANNA
Contract type name	GDS Contract
Purpose of contract	General
Contract start date	01/04/2006
Contract end date	

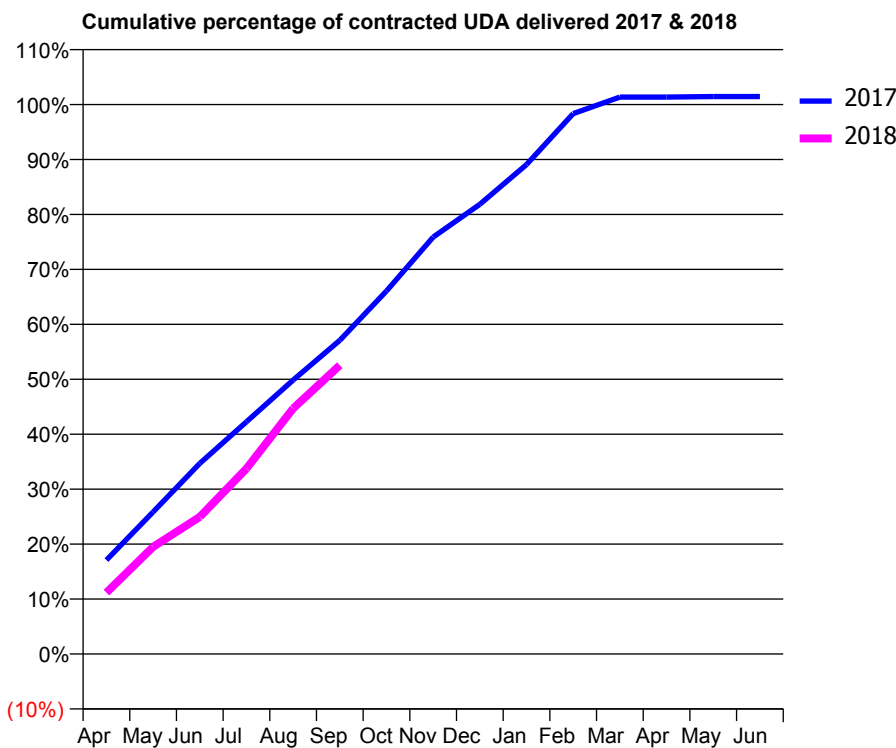
17/18 Contracted general activity (UDA)	3,000
Carry forward general activity (UDA)	-43
17/18 Contracted orthodontic activity (UOA)	0
Carry forward orthodontic activity (UOA)	0
Baseline contract value	£63,632.55

ACCESS*

Patients seen in 24 months	Total	Change since previous quarter
Quarter ending September 2016	1,342	
Quarter ending December 2016	1,341	→
Quarter ending March 2017	1,363	→
Quarter ending June 2017	1,350	→
Quarter ending September 2017	1,357	→
Variance since September 2016	1.1%	→



ACTIVITY



Month	Adjusted Scheduled Activity (UDA)	
	2017	2018
April	513	336
May	776	585
June	1,041	749
July	1,268	1,013
August	1,496	1,341
September	1,713	1,576
October	1,982	
November	2,276	
December	2,455	
January	2,672	
February	2,951	
March	3,041	
April	3,041	
May	3,044	
June	3,044	

QUALITY

	Quantity	Base Number	Contract	AT	Region	England
% of FP17s for the same patient ID Re-attending within 3 months - Children	53	694	7.6%	11.3%	11.4%	11.9%
% of FP17s for the same patient ID Re-attending within 3 months - Adults	15	182	8.2%	15.0%	15.7%	15.9%
% of FP17s for the same patient ID Re-attending between 3 & 9 months - Children	306	694	44.1%	57.7%	60.6%	58.1%
% of FP17s for the same patient ID Re-attending between 3 & 9 months - Adults	67	182	36.8%	48.5%	52.0%	50.6%
% of FP17s for Band 1 Urgent Courses	22	874	2.5%	9.7%	9.6%	9.1%
% of FP17s Relating to Free Repair or Replacements	1	874	0.1%	0.7%	0.7%	0.8%
% of FP17s Relating to Continuations	11	874	1.3%	0.8%	1.0%	1.1%
% of Patients satisfied with the dentistry they have received	1	1	N/A	92.7%	91.6%	91.4%
% of Patients satisfied with the time they had to wait for an appointment	1	1	N/A	89.7%	87.9%	87.7%

* This is based on patients treated on this contract for their most recent course of treatment. Figures in italics indicate the base number of FP17s or Patient Questionnaire responses are less than 100. N/A is shown where the base number of responses is less than 10 during the period. % is calculated as Quantity/Base number*100

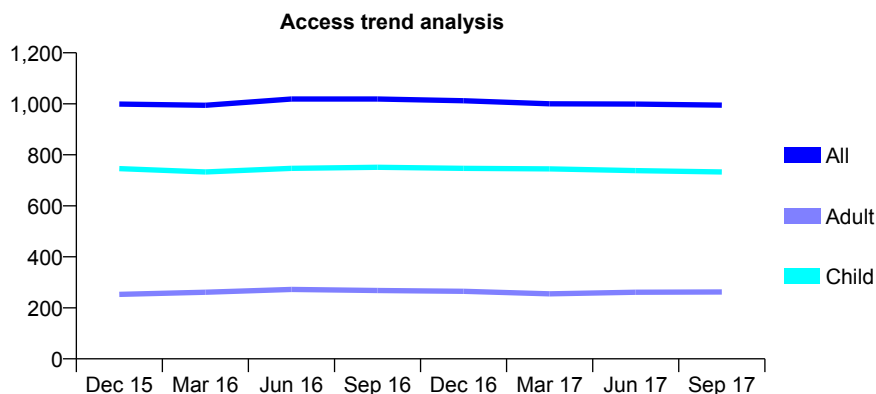
Q69 - Vital Signs At a Glance Contract Report for 919306/0001 - September 2017

Name or company name	MR DJ VAN DER SPUY
Contract type name	GDS Contract
Purpose of contract	General
Contract start date	01/04/2006
Contract end date	

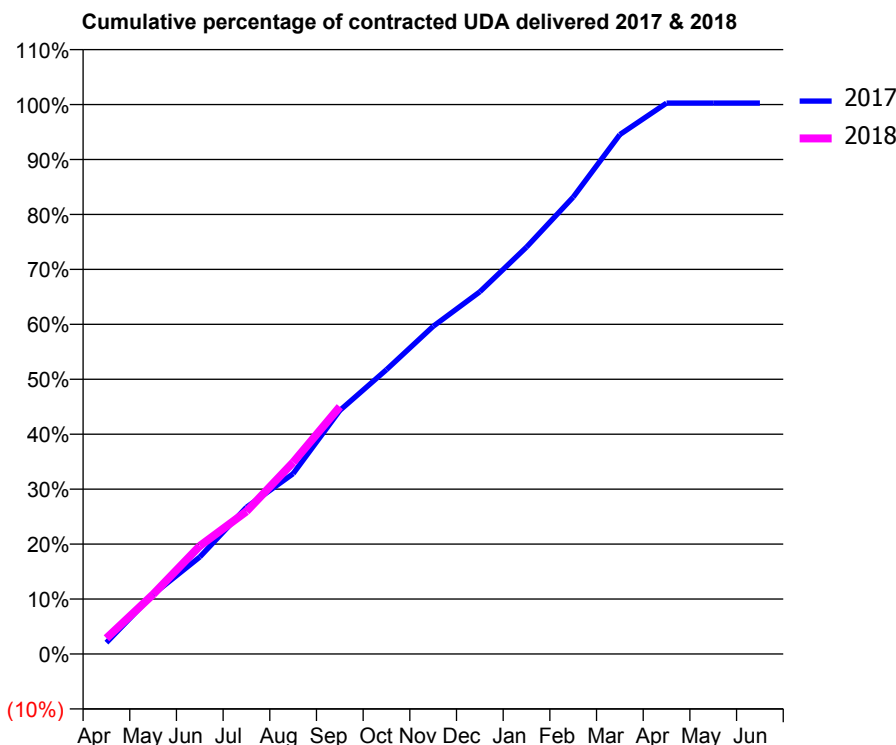
17/18 Contracted general activity (UDA)	3,200
Carry forward general activity (UDA)	-8
17/18 Contracted orthodontic activity (UOA)	0
Carry forward orthodontic activity (UOA)	0
Baseline contract value	£74,367.82

ACCESS*

Patients seen in 24 months	Total	Change since previous quarter
Quarter ending September 2016	1,019	
Quarter ending December 2016	1,012	→
Quarter ending March 2017	1,000	↓
Quarter ending June 2017	999	→
Quarter ending September 2017	995	→
Variance since September 2016	(2.4%)	↓



ACTIVITY



Month	Adjusted Scheduled Activity (UDA)	
	2017	2018
April	67	92
May	348	348
June	565	629
July	854	830
August	1,050	1,116
September	1,418	1,440
October	1,656	
November	1,908	
December	2,110	
January	2,369	
February	2,661	
March	3,025	
April	3,208	
May	3,208	
June	3,208	

QUALITY

	Quantity	Base Number	Contract	AT	Region	England
% of FP17s for the same patient ID Re-attending within 3 months - Children	70	703	10.0%	11.3%	11.4%	11.9%
% of FP17s for the same patient ID Re-attending within 3 months - Adults	51	172	29.7%	15.0%	15.7%	15.9%
% of FP17s for the same patient ID Re-attending between 3 & 9 months - Children	495	703	70.4%	57.7%	60.6%	58.1%
% of FP17s for the same patient ID Re-attending between 3 & 9 months - Adults	94	172	54.7%	48.5%	52.0%	50.6%
% of FP17s for Band 1 Urgent Courses	25	763	3.3%	9.7%	9.6%	9.1%
% of FP17s Relating to Free Repair or Replacements	0	763	0.0%	0.7%	0.7%	0.8%
% of FP17s Relating to Continuations	2	763	0.3%	0.8%	1.0%	1.1%
% of Patients satisfied with the dentistry they have received	0	0	N/A	92.7%	91.6%	91.4%
% of Patients satisfied with the time they had to wait for an appointment	0	0	N/A	89.7%	87.9%	87.7%

* This is based on patients treated on this contract for their most recent course of treatment. Figures in italics indicate the base number of FP17s or Patient Questionnaire responses are less than 100. N/A is shown where the base number of responses is less than 10 during the period. % is calculated as Quantity/Base number*100

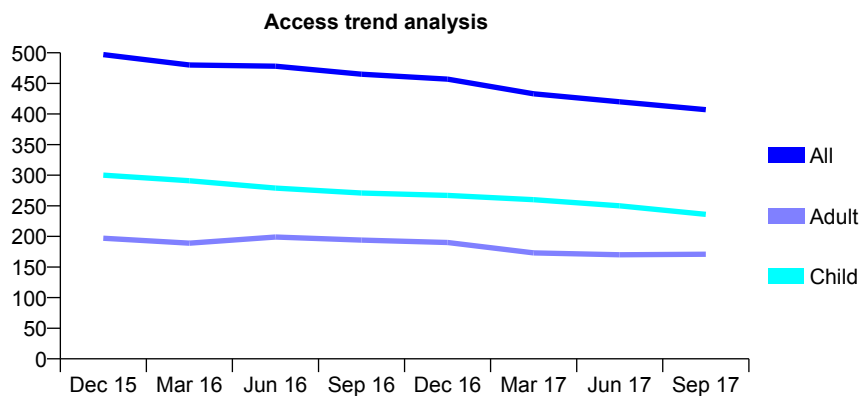
Q69 - Vital Signs At a Glance Contract Report for 920525/0001 - September 2017

Name or company name	Dr T Moehl and Dr P Samra
Contract type name	GDS Contract
Purpose of contract	General
Contract start date	01/04/2006
Contract end date	

17/18 Contracted general activity (UDA)	1,635
Carry forward general activity (UDA)	0
17/18 Contracted orthodontic activity (UOA)	0
Carry forward orthodontic activity (UOA)	0
Baseline contract value	£39,496.10

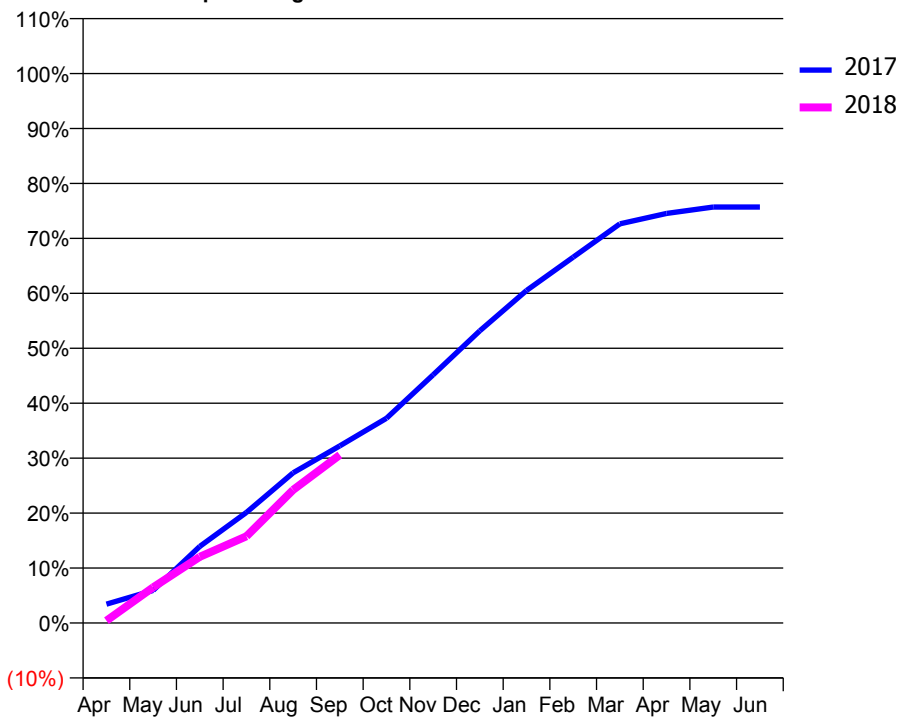
ACCESS*

Patients seen in 24 months	Total	Change since previous quarter
Quarter ending September 2016	465	
Quarter ending December 2016	457	↓
Quarter ending March 2017	433	↓
Quarter ending June 2017	420	↓
Quarter ending September 2017	407	↓
Variance since September 2016	(12.5%)	↓



ACTIVITY

Cumulative percentage of contracted UDA delivered 2017 & 2018



Adjusted Scheduled Activity (UDA)

Month	2017	2018
April	56	7
May	97	106
June	228	197
July	329	258
August	447	396
September	527	500
October	609	
November	738	
December	869	
January	989	
February	1,089	
March	1,188	
April	1,219	
May	1,238	
June	1,238	

QUALITY

	Quantity	Base Number	Contract	AT	Region	England
% of FP17s for the same patient ID Re-attending within 3 months - Children	6	154	3.9%	11.3%	11.4%	11.9%
% of FP17s for the same patient ID Re-attending within 3 months - Adults	21	88	23.9%	15.0%	15.7%	15.9%
% of FP17s for the same patient ID Re-attending between 3 & 9 months - Children	80	154	51.9%	57.7%	60.6%	58.1%
% of FP17s for the same patient ID Re-attending between 3 & 9 months - Adults	49	88	55.7%	48.5%	52.0%	50.6%
% of FP17s for Band 1 Urgent Courses	0	222	0.0%	9.7%	9.6%	9.1%
% of FP17s Relating to Free Repair or Replacements	0	222	0.0%	0.7%	0.7%	0.8%
% of FP17s Relating to Continuations	5	222	2.3%	0.8%	1.0%	1.1%
% of Patients satisfied with the dentistry they have received	1	1	N/A	92.7%	91.6%	91.4%
% of Patients satisfied with the time they had to wait for an appointment	1	1	N/A	89.7%	87.9%	87.7%

* This is based on patients treated on this contract for their most recent course of treatment. Figures in italics indicate the base number of FP17s or Patient Questionnaire responses are less than 100. N/A is shown where the base number of responses is less than 10 during the period. % is calculated as Quantity/Base number*100

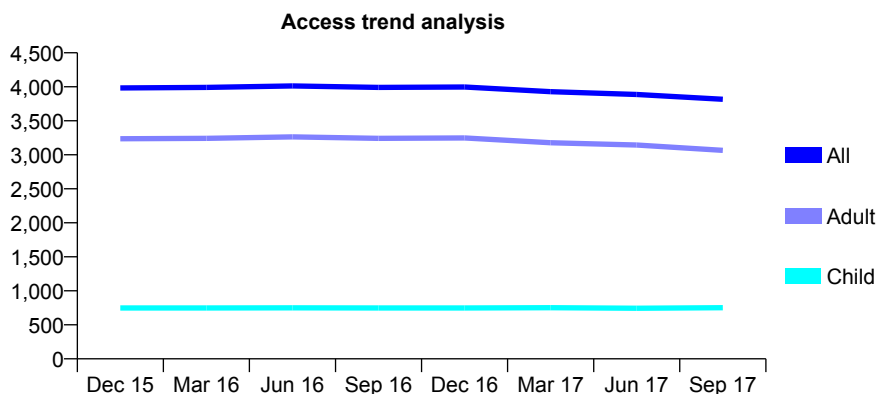
Q69 - Vital Signs At a Glance Contract Report for 920592/0001 - September 2017

Name or company name	MR AJ CROSBIE
Contract type name	GDS Contract
Purpose of contract	General
Contract start date	01/02/2009
Contract end date	

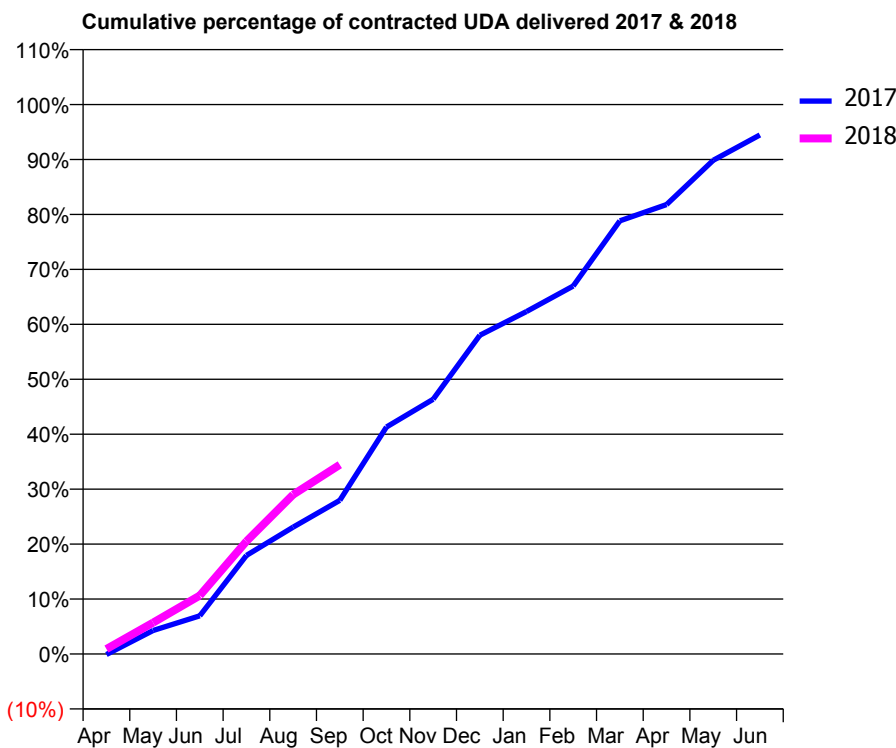
17/18 Contracted general activity (UDA)	10,001
Carry forward general activity (UDA)	0
17/18 Contracted orthodontic activity (UOA)	0
Carry forward orthodontic activity (UOA)	0
Baseline contract value	£235,867.06

ACCESS*

Patients seen in 24 months	Total	Change since previous quarter
Quarter ending September 2016	3,991	
Quarter ending December 2016	3,998	→
Quarter ending March 2017	3,929	↓
Quarter ending June 2017	3,888	↓
Quarter ending September 2017	3,817	↓
Variance since September 2016	(4.4%)	↓



ACTIVITY



Month	Adjusted Scheduled Activity (UDA)	
	2017	2018
April	-11	90
May	428	572
June	696	1,063
July	1,794	2,052
August	2,310	2,901
September	2,798	3,444
October	4,132	
November	4,637	
December	5,802	
January	6,234	
February	6,697	
March	7,883	
April	8,181	
May	8,987	
June	9,447	

QUALITY

	Quantity	Base Number	Contract	AT	Region	England
% of FP17s for the same patient ID Re-attending within 3 months - Children	14	464	3.0%	11.3%	11.4%	11.9%
% of FP17s for the same patient ID Re-attending within 3 months - Adults	304	2,110	14.4%	15.0%	15.7%	15.9%
% of FP17s for the same patient ID Re-attending between 3 & 9 months - Children	281	464	60.6%	57.7%	60.6%	58.1%
% of FP17s for the same patient ID Re-attending between 3 & 9 months - Adults	1,238	2,110	58.7%	48.5%	52.0%	50.6%
% of FP17s for Band 1 Urgent Courses	98	1,792	5.5%	9.7%	9.6%	9.1%
% of FP17s Relating to Free Repair or Replacements	27	1,792	1.5%	0.7%	0.7%	0.8%
% of FP17s Relating to Continuations	15	1,792	0.8%	0.8%	1.0%	1.1%
% of Patients satisfied with the dentistry they have received	11	11	100.0%	92.7%	91.6%	91.4%
% of Patients satisfied with the time they had to wait for an appointment	11	11	100.0%	89.7%	87.9%	87.7%

* This is based on patients treated on this contract for their most recent course of treatment. Figures in italics indicate the base number of FP17s or Patient Questionnaire responses are less than 100. N/A is shown where the base number of responses is less than 10 during the period. % is calculated as Quantity/Base number*100

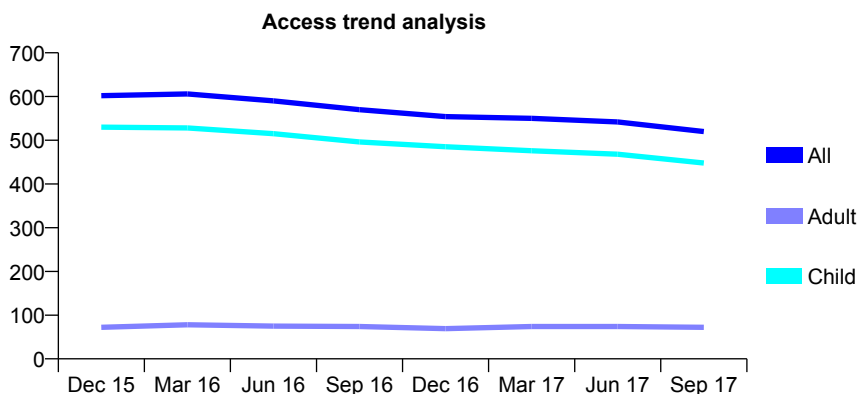
Q69 - Vital Signs At a Glance Contract Report for 920738/0002 - September 2017

Name or company name	MR A KOTHARI
Contract type name	GDS Contract
Purpose of contract	General
Contract start date	01/04/2006
Contract end date	

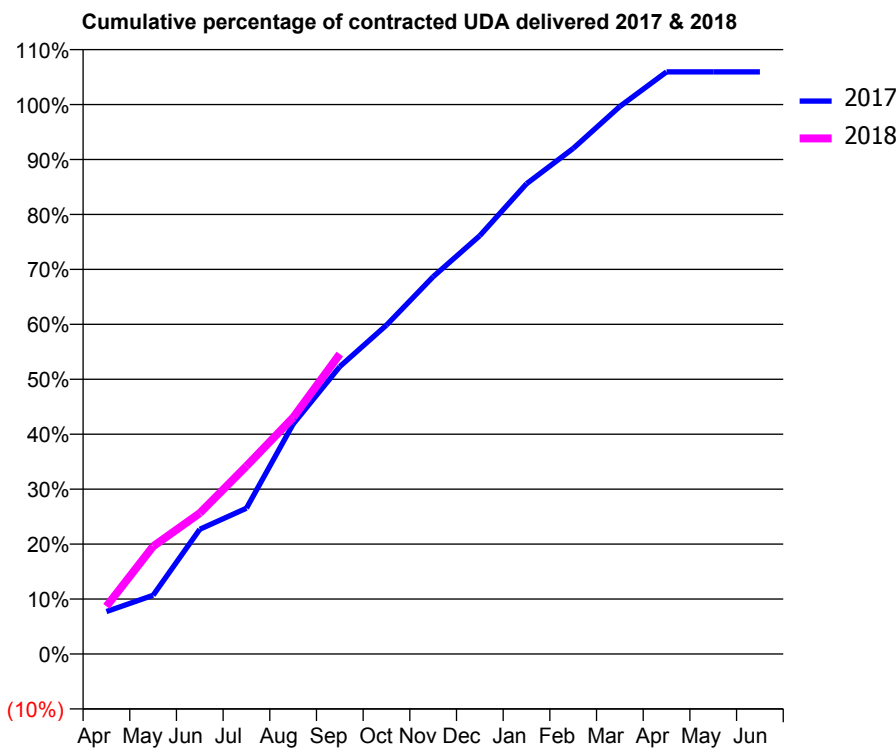
17/18 Contracted general activity (UDA)	945
Carry forward general activity (UDA)	-18
17/18 Contracted orthodontic activity (UOA)	0
Carry forward orthodontic activity (UOA)	0
Baseline contract value	£22,550.34

ACCESS*

Patients seen in 24 months	Total	Change since previous quarter
Quarter ending September 2016	570	
Quarter ending December 2016	554	↓
Quarter ending March 2017	550	→
Quarter ending June 2017	542	↓
Quarter ending September 2017	520	↓
Variance since September 2016	(8.8%)	↓



ACTIVITY



Month	Adjusted Scheduled Activity (UDA)	
	2017	2018
April	73	82
May	101	185
June	215	242
July	251	323
August	395	407
September	494	516
October	566	
November	649	
December	720	
January	809	
February	869	
March	942	
April	1,001	
May	1,001	
June	1,001	

QUALITY

	Quantity	Base Number	Contract	AT	Region	England
% of FP17s for the same patient ID Re-attending within 3 months - Children	28	418	6.7%	11.3%	11.4%	11.9%
% of FP17s for the same patient ID Re-attending within 3 months - Adults	0	24	0.0%	15.0%	15.7%	15.9%
% of FP17s for the same patient ID Re-attending between 3 & 9 months - Children	275	418	65.8%	57.7%	60.6%	58.1%
% of FP17s for the same patient ID Re-attending between 3 & 9 months - Adults	12	24	50.0%	48.5%	52.0%	50.6%
% of FP17s for Band 1 Urgent Courses	4	389	1.0%	9.7%	9.6%	9.1%
% of FP17s Relating to Free Repair or Replacements	0	389	0.0%	0.7%	0.7%	0.8%
% of FP17s Relating to Continuations	0	389	0.0%	0.8%	1.0%	1.1%
% of Patients satisfied with the dentistry they have received	0	0	N/A	92.7%	91.6%	91.4%
% of Patients satisfied with the time they had to wait for an appointment	0	0	N/A	89.7%	87.9%	87.7%

* This is based on patients treated on this contract for their most recent course of treatment. Figures in italics indicate the base number of FP17s or Patient Questionnaire responses are less than 100. N/A is shown where the base number of responses is less than 10 during the period. % is calculated as Quantity/Base number*100

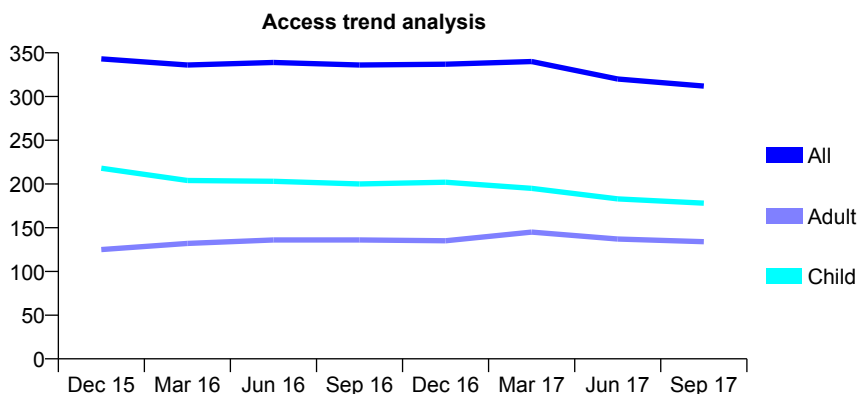
Q69 - Vital Signs At a Glance Contract Report for 921270/0001 - September 2017

Name or company name	MR MN GOSZTONYI
Contract type name	GDS Contract
Purpose of contract	General
Contract start date	01/04/2006
Contract end date	

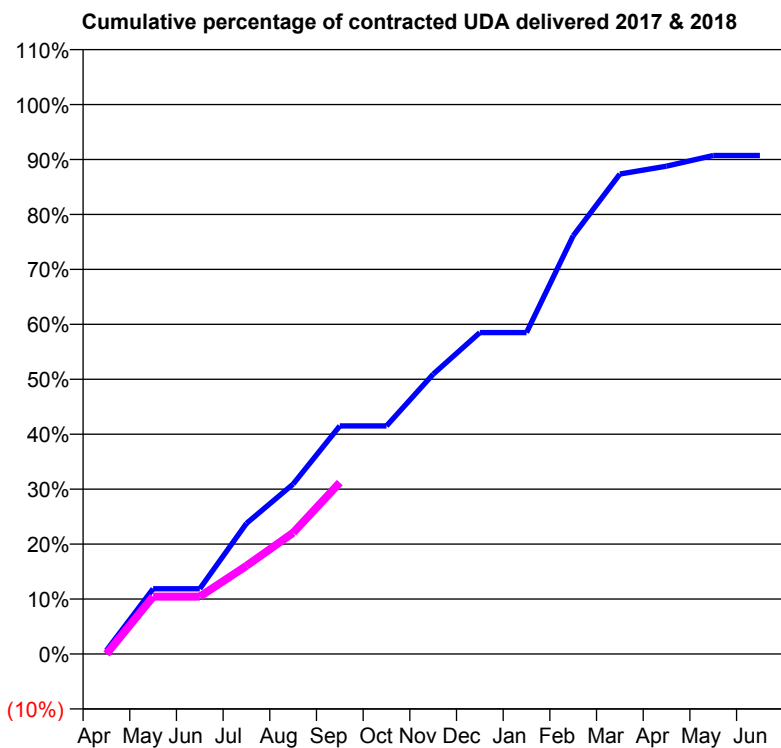
17/18 Contracted general activity (UDA)	766
Carry forward general activity (UDA)	0
17/18 Contracted orthodontic activity (UOA)	0
Carry forward orthodontic activity (UOA)	0
Baseline contract value	£17,210.93

ACCESS*

Patients seen in 24 months	Total	Change since previous quarter
Quarter ending September 2016	336	
Quarter ending December 2016	337	→
Quarter ending March 2017	340	→
Quarter ending June 2017	320	↓
Quarter ending September 2017	312	↓
Variance since September 2016	(7.1%)	↓



ACTIVITY



Adjusted Scheduled Activity (UDA)		
Month	2017	2018
April	5	0
May	91	80
June	91	80
July	182	123
August	237	169
September	318	239
October	318	
November	390	
December	448	
January	448	
February	583	
March	669	
April	680	
May	695	
June	695	

QUALITY

	Quantity	Base Number	Contract	AT	Region	England
% of FP17s for the same patient ID Re-attending within 3 months - Children	10	130	7.7%	11.3%	11.4%	11.9%
% of FP17s for the same patient ID Re-attending within 3 months - Adults	2	66	3.0%	15.0%	15.7%	15.9%
% of FP17s for the same patient ID Re-attending between 3 & 9 months - Children	95	130	73.1%	57.7%	60.6%	58.1%
% of FP17s for the same patient ID Re-attending between 3 & 9 months - Adults	48	66	72.7%	48.5%	52.0%	50.6%
% of FP17s for Band 1 Urgent Courses	0	180	0.0%	9.7%	9.6%	9.1%
% of FP17s Relating to Free Repair or Replacements	0	180	0.0%	0.7%	0.7%	0.8%
% of FP17s Relating to Continuations	5	180	2.8%	0.8%	1.0%	1.1%
% of Patients satisfied with the dentistry they have received	0	0	N/A	92.7%	91.6%	91.4%
% of Patients satisfied with the time they had to wait for an appointment	0	0	N/A	89.7%	87.9%	87.7%

* This is based on patients treated on this contract for their most recent course of treatment. Figures in italics indicate the base number of FP17s or Patient Questionnaire responses are less than 100. N/A is shown where the base number of responses is less than 10 during the period. % is calculated as Quantity/Base number*100

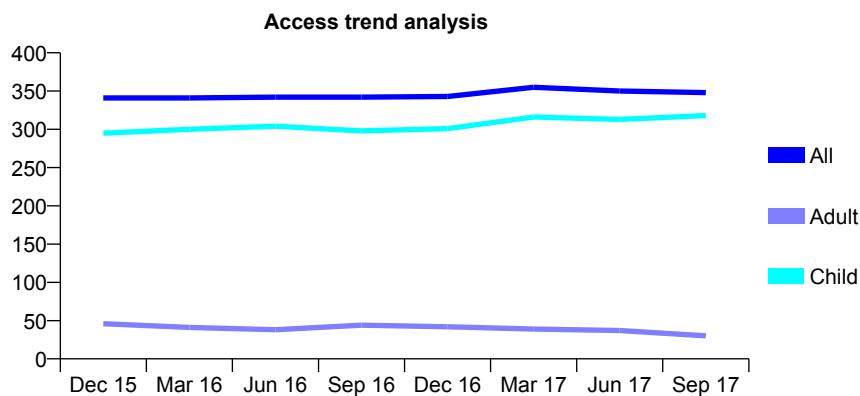
Q69 - Vital Signs At a Glance Contract Report for 924865/0003 - September 2017

Name or company name	Owlsmoor Dental Surgery
Contract type name	GDS Contract
Purpose of contract	General
Contract start date	28/05/2013
Contract end date	

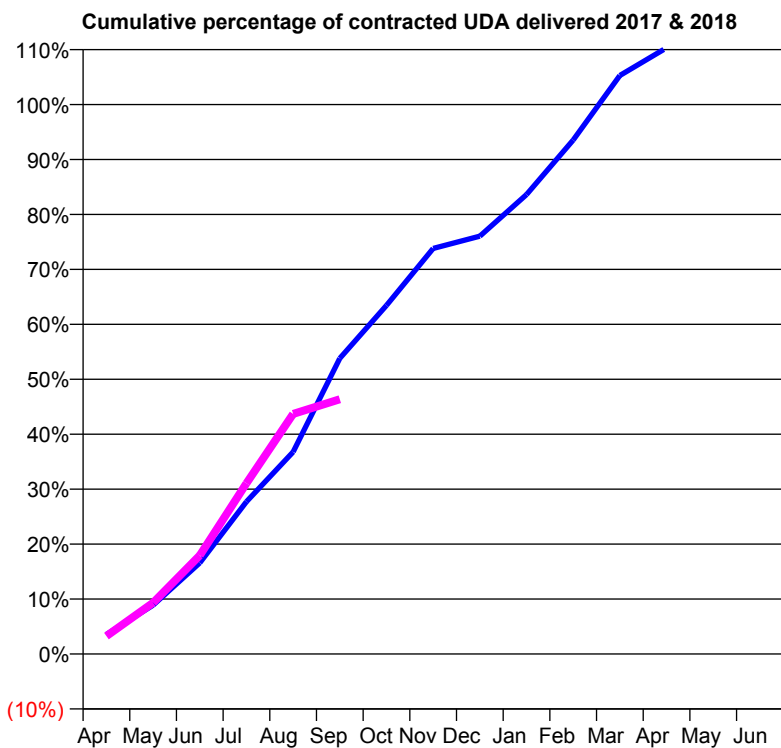
17/18 Contracted general activity (UDA)	675
Carry forward general activity (UDA)	-13
17/18 Contracted orthodontic activity (UOA)	0
Carry forward orthodontic activity (UOA)	0
Baseline contract value	£17,919.24

ACCESS*

Patients seen in 24 months	Total	Change since previous quarter
Quarter ending September 2016	342	
Quarter ending December 2016	343	→
Quarter ending March 2017	355	↑
Quarter ending June 2017	350	↓
Quarter ending September 2017	348	→
Variance since September 2016	1.8%	→



ACTIVITY



Month	Adjusted Scheduled Activity (UDA)	
	2017	2018
April	24	22
May	60	63
June	112	121
July	187	210
August	248	295
September	363	313
October	428	
November	498	
December	513	
January	564	
February	631	
March	711	
April	745	
May	746	
June	746	

QUALITY

	Quantity	Base Number	Contract	AT	Region	England
% of FP17s for the same patient ID Re-attending within 3 months - Children	20	221	9.0%	11.3%	11.4%	11.9%
% of FP17s for the same patient ID Re-attending within 3 months - Adults	0	10	0.0%	15.0%	15.7%	15.9%
% of FP17s for the same patient ID Re-attending between 3 & 9 months - Children	129	221	58.4%	57.7%	60.6%	58.1%
% of FP17s for the same patient ID Re-attending between 3 & 9 months - Adults	8	10	80.0%	48.5%	52.0%	50.6%
% of FP17s for Band 1 Urgent Courses	5	208	2.4%	9.7%	9.6%	9.1%
% of FP17s Relating to Free Repair or Replacements	3	208	1.4%	0.7%	0.7%	0.8%
% of FP17s Relating to Continuations	3	208	1.4%	0.8%	1.0%	1.1%
% of Patients satisfied with the dentistry they have received	0	0	N/A	92.7%	91.6%	91.4%
% of Patients satisfied with the time they had to wait for an appointment	0	0	N/A	89.7%	87.9%	87.7%

* This is based on patients treated on this contract for their most recent course of treatment. Figures in italics indicate the base number of FP17s or Patient Questionnaire responses are less than 100. N/A is shown where the base number of responses is less than 10 during the period. % is calculated as Quantity/Base number*100

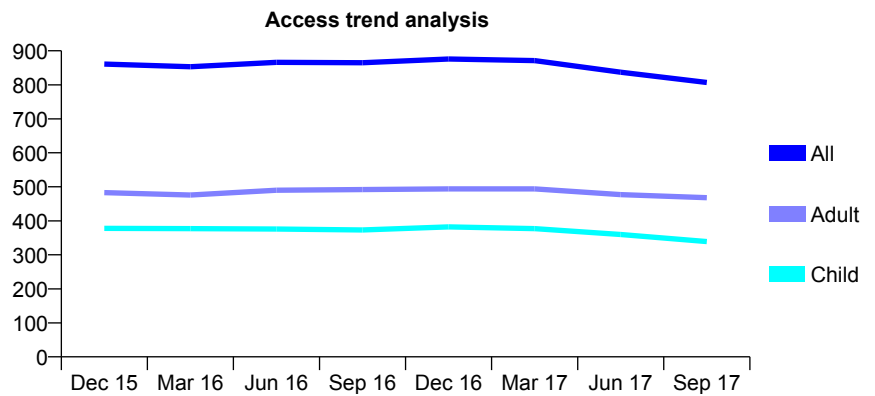
Q69 - Vital Signs At a Glance Contract Report for 925446/0001 - September 2017

Name or company name	310 Dental Care
Contract type name	GDS Contract
Purpose of contract	General
Contract start date	01/04/2009
Contract end date	

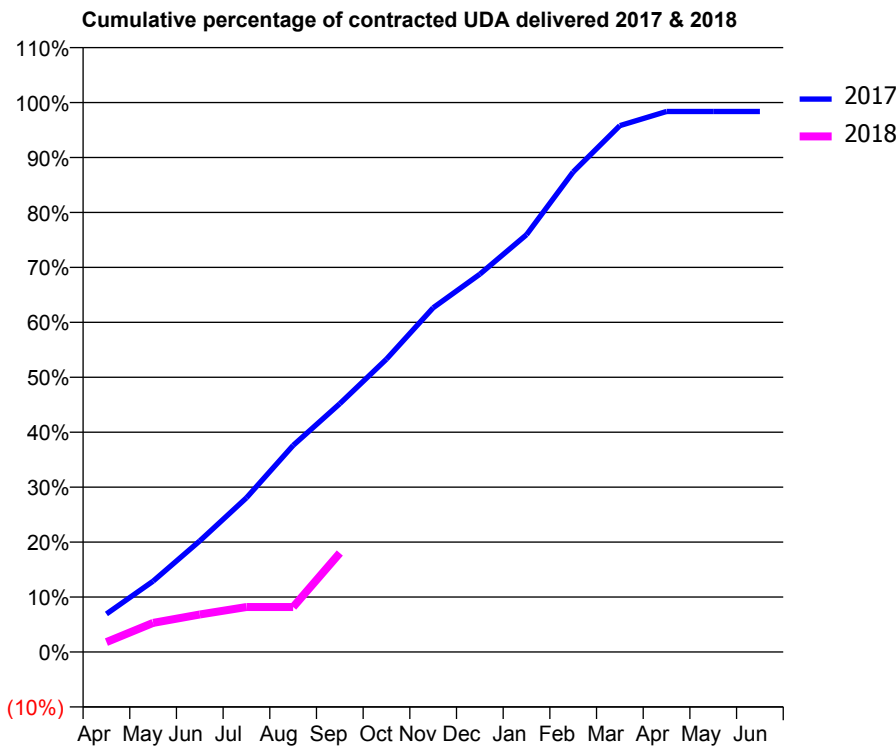
17/18 Contracted general activity (UDA)	2,734
Carry forward general activity (UDA)	47
17/18 Contracted orthodontic activity (UOA)	0
Carry forward orthodontic activity (UOA)	0
Baseline contract value	£65,366.99

ACCESS*

Patients seen in 24 months	Total	Change since previous quarter
Quarter ending September 2016	865	
Quarter ending December 2016	876	→
Quarter ending March 2017	871	→
Quarter ending June 2017	837	↓
Quarter ending September 2017	807	↓
Variance since September 2016	(6.7%)	↓



ACTIVITY



Month	Adjusted Scheduled Activity (UDA)	
	2017	2018
April	197	49
May	367	145
June	575	187
July	798	224
August	1,069	224
September	1,285	492
October	1,516	
November	1,781	
December	1,955	
January	2,159	
February	2,484	
March	2,724	
April	2,796	
May	2,796	
June	2,796	

QUALITY

	Quantity	Base Number	Contract	AT	Region	England
% of FP17s for the same patient ID Re-attending within 3 months - Children	15	149	10.1%	11.3%	11.4%	11.9%
% of FP17s for the same patient ID Re-attending within 3 months - Adults	10	135	7.4%	15.0%	15.7%	15.9%
% of FP17s for the same patient ID Re-attending between 3 & 9 months - Children	72	149	48.3%	57.7%	60.6%	58.1%
% of FP17s for the same patient ID Re-attending between 3 & 9 months - Adults	82	135	60.7%	48.5%	52.0%	50.6%
% of FP17s for Band 1 Urgent Courses	17	249	6.8%	9.7%	9.6%	9.1%
% of FP17s Relating to Free Repair or Replacements	0	249	0.0%	0.7%	0.7%	0.8%
% of FP17s Relating to Continuations	0	249	0.0%	0.8%	1.0%	1.1%
% of Patients satisfied with the dentistry they have received	2	2	N/A	92.7%	91.6%	91.4%
% of Patients satisfied with the time they had to wait for an appointment	2	2	N/A	89.7%	87.9%	87.7%

* This is based on patients treated on this contract for their most recent course of treatment. Figures in italics indicate the base number of FP17s or Patient Questionnaire responses are less than 100. N/A is shown where the base number of responses is less than 10 during the period. % is calculated as Quantity/Base number*100

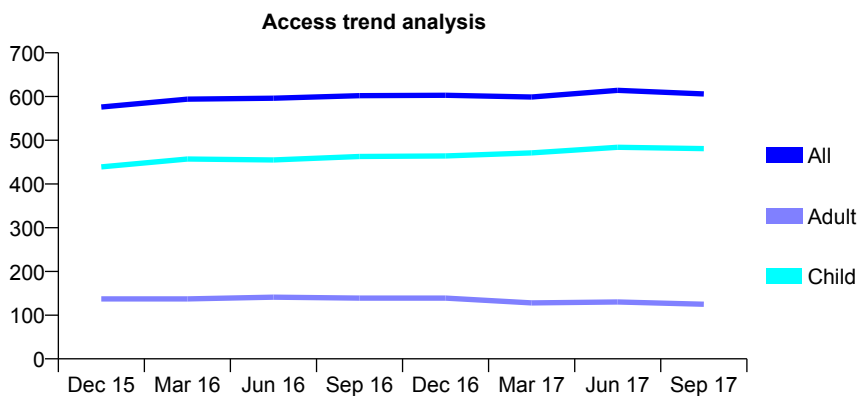
Q69 - Vital Signs At a Glance Contract Report for 926361/0001 - September 2017

Name or company name	DR F TALHI
Contract type name	GDS Contract
Purpose of contract	General
Contract start date	01/04/2006
Contract end date	

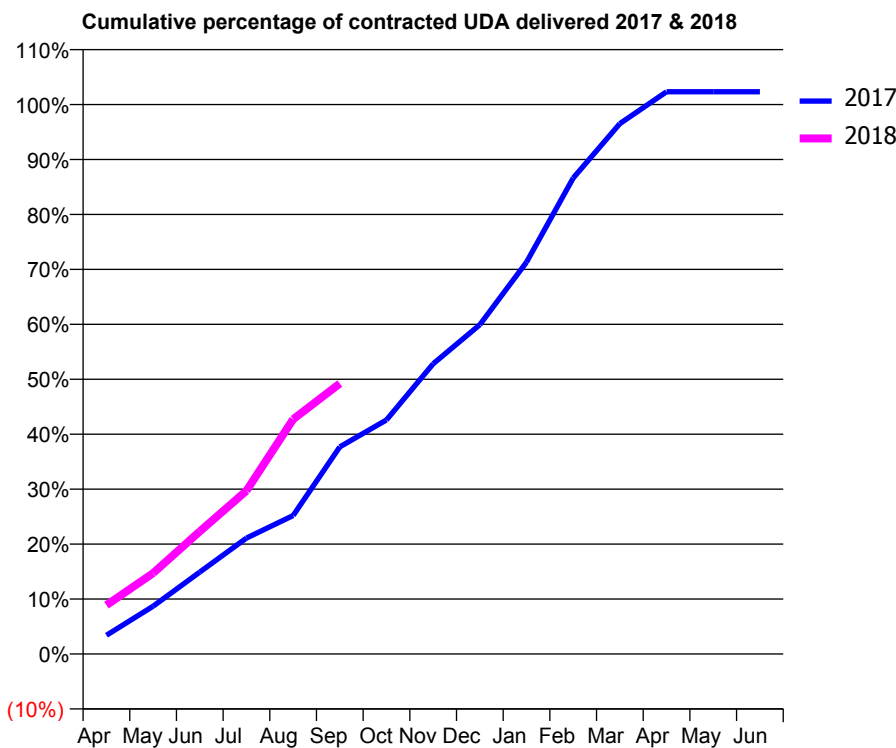
17/18 Contracted general activity (UDA)	1,000
Carry forward general activity (UDA)	-20
17/18 Contracted orthodontic activity (UOA)	0
Carry forward orthodontic activity (UOA)	0
Baseline contract value	£23,635.97

ACCESS*

Patients seen in 24 months	Total	Change since previous quarter
Quarter ending September 2016	602	
Quarter ending December 2016	603	→
Quarter ending March 2017	599	→
Quarter ending June 2017	614	↑
Quarter ending September 2017	606	↓
Variance since September 2016	0.7%	→



ACTIVITY



Adjusted Scheduled Activity (UDA)		
Month	2017	2018
April	34	89
May	87	147
June	149	223
July	211	297
August	252	427
September	377	492
October	426	
November	528	
December	599	
January	713	
February	866	
March	965	
April	1,023	
May	1,023	
June	1,023	

QUALITY

	Quantity	Base Number	Contract	AT	Region	England
% of FP17s for the same patient ID Re-attending within 3 months - Children	10	288	3.5%	11.3%	11.4%	11.9%
% of FP17s for the same patient ID Re-attending within 3 months - Adults	4	65	6.2%	15.0%	15.7%	15.9%
% of FP17s for the same patient ID Re-attending between 3 & 9 months - Children	168	288	58.3%	57.7%	60.6%	58.1%
% of FP17s for the same patient ID Re-attending between 3 & 9 months - Adults	34	65	52.3%	48.5%	52.0%	50.6%
% of FP17s for Band 1 Urgent Courses	1	338	0.3%	9.7%	9.6%	9.1%
% of FP17s Relating to Free Repair or Replacements	0	338	0.0%	0.7%	0.7%	0.8%
% of FP17s Relating to Continuations	0	338	0.0%	0.8%	1.0%	1.1%
% of Patients satisfied with the dentistry they have received	1	1	N/A	92.7%	91.6%	91.4%
% of Patients satisfied with the time they had to wait for an appointment	1	1	N/A	89.7%	87.9%	87.7%

* This is based on patients treated on this contract for their most recent course of treatment. Figures in italics indicate the base number of FP17s or Patient Questionnaire responses are less than 100. N/A is shown where the base number of responses is less than 10 during the period. % is calculated as Quantity/Base number*100

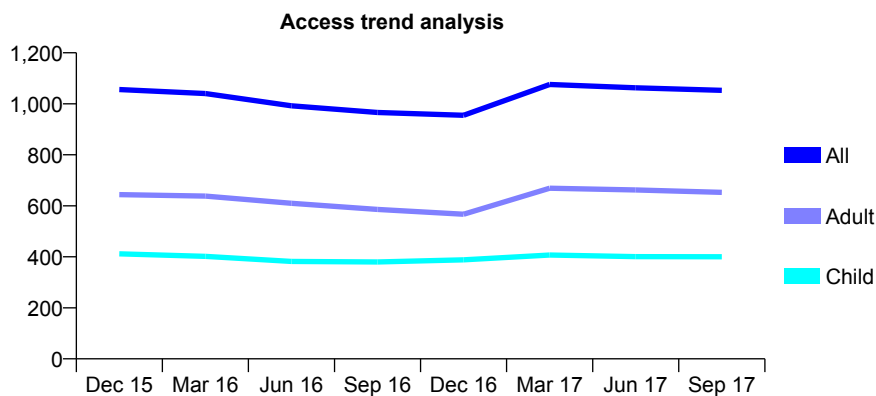
Q69 - Vital Signs At a Glance Contract Report for 930997/0002 - September 2017

Name or company name	MR PF MITCHELL
Contract type name	GDS Contract
Purpose of contract	General
Contract start date	11/05/2012
Contract end date	

17/18 Contracted general activity (UDA)	1,914
Carry forward general activity (UDA)	17
17/18 Contracted orthodontic activity (UOA)	0
Carry forward orthodontic activity (UOA)	0
Baseline contract value	£45,405.85

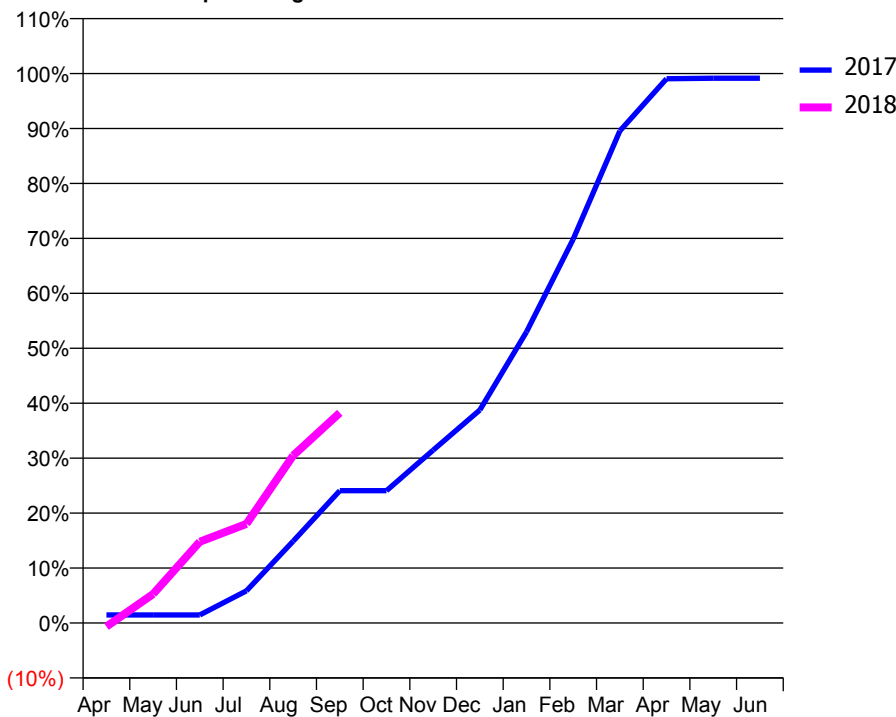
ACCESS*

Patients seen in 24 months	Total	Change since previous quarter
Quarter ending September 2016	966	
Quarter ending December 2016	955	↓
Quarter ending March 2017	1,076	↑
Quarter ending June 2017	1,063	↓
Quarter ending September 2017	1,053	→
Variance since September 2016	9.0%	↑



ACTIVITY

Cumulative percentage of contracted UDA delivered 2017 & 2018



Adjusted Scheduled Activity (UDA)

Month	2017	2018
April	28	-13
May	28	101
June	28	283
July	112	345
August	285	583
September	461	732
October	461	
November	602	
December	742	
January	1,014	
February	1,337	
March	1,714	
April	1,896	
May	1,898	
June	1,898	

QUALITY

	Quantity	Base Number	Contract	AT	Region	England
% of FP17s for the same patient ID Re-attending within 3 months - Children	5	242	2.1%	11.3%	11.4%	11.9%
% of FP17s for the same patient ID Re-attending within 3 months - Adults	22	299	7.4%	15.0%	15.7%	15.9%
% of FP17s for the same patient ID Re-attending between 3 & 9 months - Children	105	242	43.4%	57.7%	60.6%	58.1%
% of FP17s for the same patient ID Re-attending between 3 & 9 months - Adults	102	299	34.1%	48.5%	52.0%	50.6%
% of FP17s for Band 1 Urgent Courses	1	456	0.2%	9.7%	9.6%	9.1%
% of FP17s Relating to Free Repair or Replacements	0	456	0.0%	0.7%	0.7%	0.8%
% of FP17s Relating to Continuations	0	456	0.0%	0.8%	1.0%	1.1%
% of Patients satisfied with the dentistry they have received	0	0	N/A	92.7%	91.6%	91.4%
% of Patients satisfied with the time they had to wait for an appointment	0	0	N/A	89.7%	87.9%	87.7%

* This is based on patients treated on this contract for their most recent course of treatment. Figures in italics indicate the base number of FP17s or Patient Questionnaire responses are less than 100. N/A is shown where the base number of responses is less than 10 during the period. % is calculated as Quantity/Base number*100

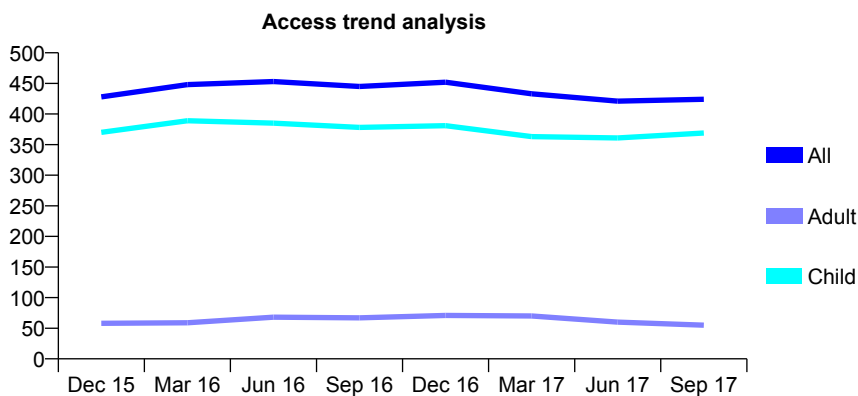
Q69 - Vital Signs At a Glance Contract Report for 939374/0001 - September 2017

Name or company name	MR MS PATEL
Contract type name	GDS Contract
Purpose of contract	General
Contract start date	01/04/2006
Contract end date	

17/18 Contracted general activity (UDA)	989
Carry forward general activity (UDA)	-18
17/18 Contracted orthodontic activity (UOA)	0
Carry forward orthodontic activity (UOA)	0
Baseline contract value	£23,965.51

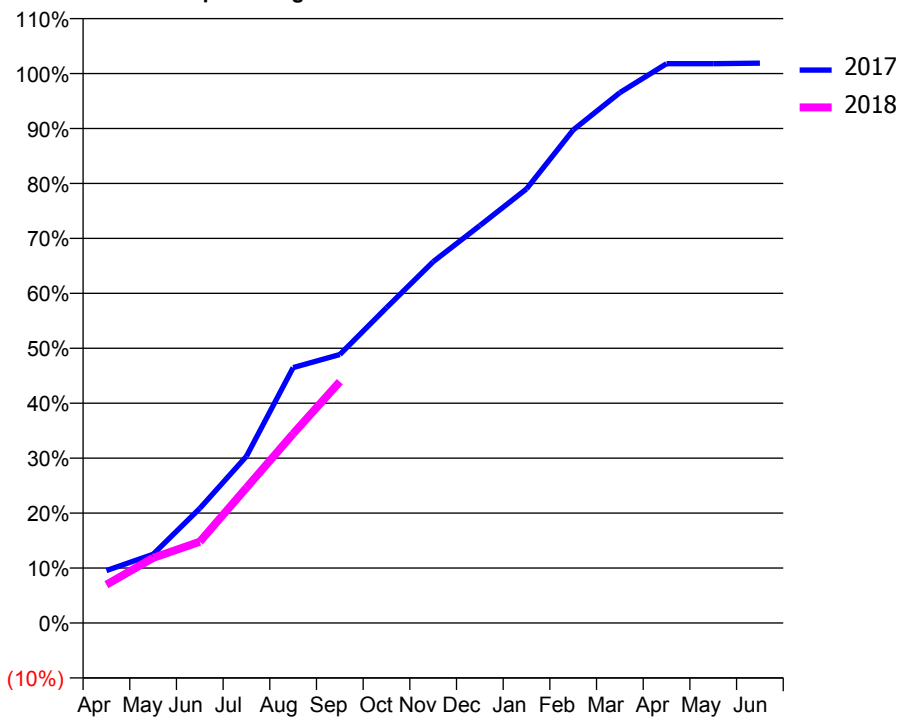
ACCESS*

Patients seen in 24 months	Total	Change since previous quarter
Quarter ending September 2016	445	
Quarter ending December 2016	452	→
Quarter ending March 2017	433	↓
Quarter ending June 2017	421	↓
Quarter ending September 2017	424	→
Variance since September 2016	(4.7%)	↓



ACTIVITY

Cumulative percentage of contracted UDA delivered 2017 & 2018



Month	Adjusted Scheduled Activity (UDA)	
	2017	2018
April	94	69
May	124	117
June	206	146
July	300	243
August	460	341
September	483	434
October	567	
November	650	
December	715	
January	781	
February	887	
March	955	
April	1,007	
May	1,007	
June	1,008	

QUALITY

	Quantity	Base Number	Contract	AT	Region	England
% of FP17s for the same patient ID Re-attending within 3 months - Children	16	227	7.0%	11.3%	11.4%	11.9%
% of FP17s for the same patient ID Re-attending within 3 months - Adults	0	16	0.0%	15.0%	15.7%	15.9%
% of FP17s for the same patient ID Re-attending between 3 & 9 months - Children	112	227	49.3%	57.7%	60.6%	58.1%
% of FP17s for the same patient ID Re-attending between 3 & 9 months - Adults	9	16	56.3%	48.5%	52.0%	50.6%
% of FP17s for Band 1 Urgent Courses	7	228	3.1%	9.7%	9.6%	9.1%
% of FP17s Relating to Free Repair or Replacements	0	228	0.0%	0.7%	0.7%	0.8%
% of FP17s Relating to Continuations	0	228	0.0%	0.8%	1.0%	1.1%
% of Patients satisfied with the dentistry they have received	1	1	N/A	92.7%	91.6%	91.4%
% of Patients satisfied with the time they had to wait for an appointment	1	1	N/A	89.7%	87.9%	87.7%

* This is based on patients treated on this contract for their most recent course of treatment. Figures in italics indicate the base number of FP17s or Patient Questionnaire responses are less than 100. N/A is shown where the base number of responses is less than 10 during the period. % is calculated as Quantity/Base number*100

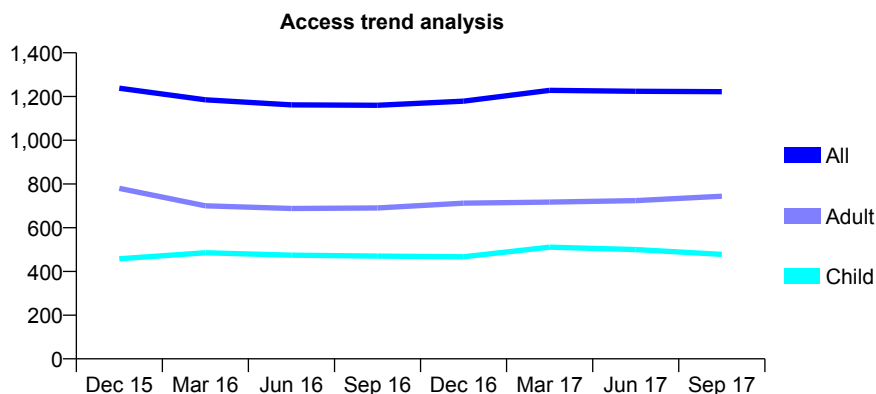
Q69 - Vital Signs At a Glance Contract Report for 946818/0002 - September 2017

Name or company name	MR S NAJAFI
Contract type name	GDS Contract
Purpose of contract	General
Contract start date	01/04/2006
Contract end date	

17/18 Contracted general activity (UDA)	3,330
Carry forward general activity (UDA)	14
17/18 Contracted orthodontic activity (UOA)	0
Carry forward orthodontic activity (UOA)	0
Baseline contract value	£80,339.39

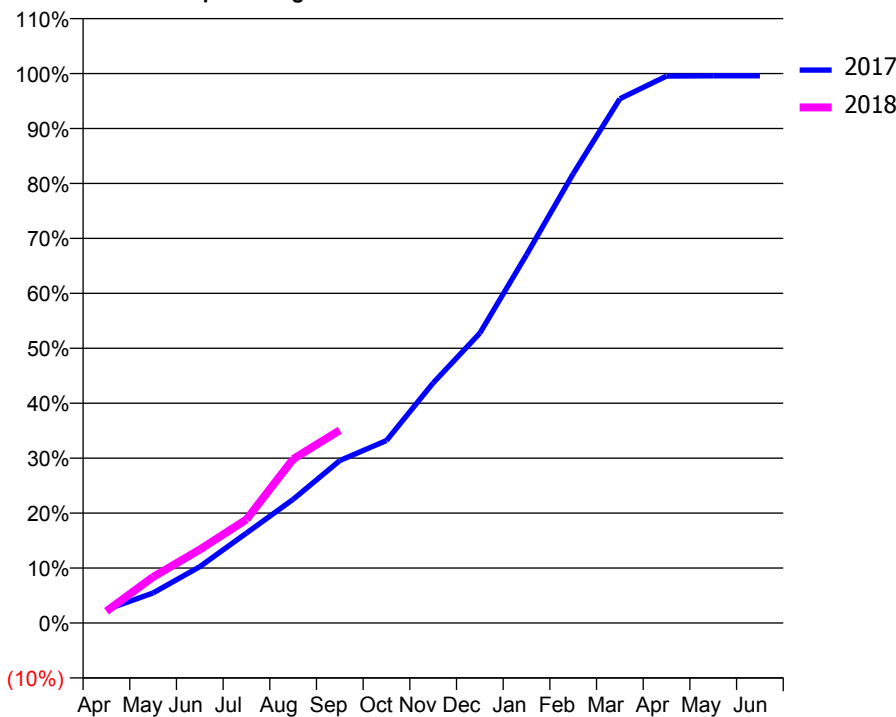
ACCESS*

Patients seen in 24 months	Total	Change since previous quarter
Quarter ending September 2016	1,160	
Quarter ending December 2016	1,179	→
Quarter ending March 2017	1,228	↑
Quarter ending June 2017	1,224	→
Quarter ending September 2017	1,222	→
Variance since September 2016	5.3%	↑



ACTIVITY

Cumulative percentage of contracted UDA delivered 2017 & 2018



Month	Adjusted Scheduled Activity (UDA)	
	2017	2018
April	81	71
May	183	279
June	342	445
July	545	628
August	750	993
September	985	1,168
October	1,106	
November	1,455	
December	1,756	
January	2,231	
February	2,723	
March	3,177	
April	3,314	
May	3,316	
June	3,316	

QUALITY

	Quantity	Base Number	Contract	AT	Region	England
% of FP17s for the same patient ID Re-attending within 3 months - Children	18	260	6.9%	11.3%	11.4%	11.9%
% of FP17s for the same patient ID Re-attending within 3 months - Adults	30	387	7.8%	15.0%	15.7%	15.9%
% of FP17s for the same patient ID Re-attending between 3 & 9 months - Children	211	260	81.2%	57.7%	60.6%	58.1%
% of FP17s for the same patient ID Re-attending between 3 & 9 months - Adults	258	387	66.7%	48.5%	52.0%	50.6%
% of FP17s for Band 1 Urgent Courses	24	591	4.1%	9.7%	9.6%	9.1%
% of FP17s Relating to Free Repair or Replacements	3	591	0.5%	0.7%	0.7%	0.8%
% of FP17s Relating to Continuations	0	591	0.0%	0.8%	1.0%	1.1%
% of Patients satisfied with the dentistry they have received	0	0	N/A	92.7%	91.6%	91.4%
% of Patients satisfied with the time they had to wait for an appointment	0	0	N/A	89.7%	87.9%	87.7%

* This is based on patients treated on this contract for their most recent course of treatment. Figures in italics indicate the base number of FP17s or Patient Questionnaire responses are less than 100. N/A is shown where the base number of responses is less than 10 during the period. % is calculated as Quantity/Base number*100

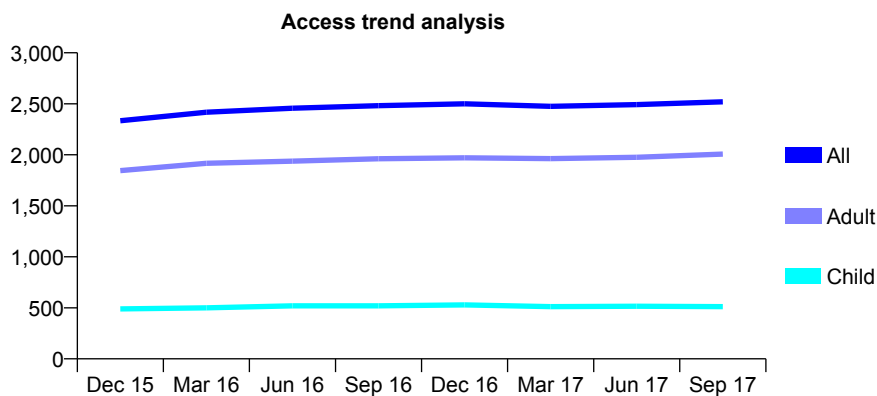
Q69 - Vital Signs At a Glance Contract Report for 947504/0001 - September 2017

Name or company name	MISS C RADOS
Contract type name	GDS Contract
Purpose of contract	General
Contract start date	01/04/2014
Contract end date	

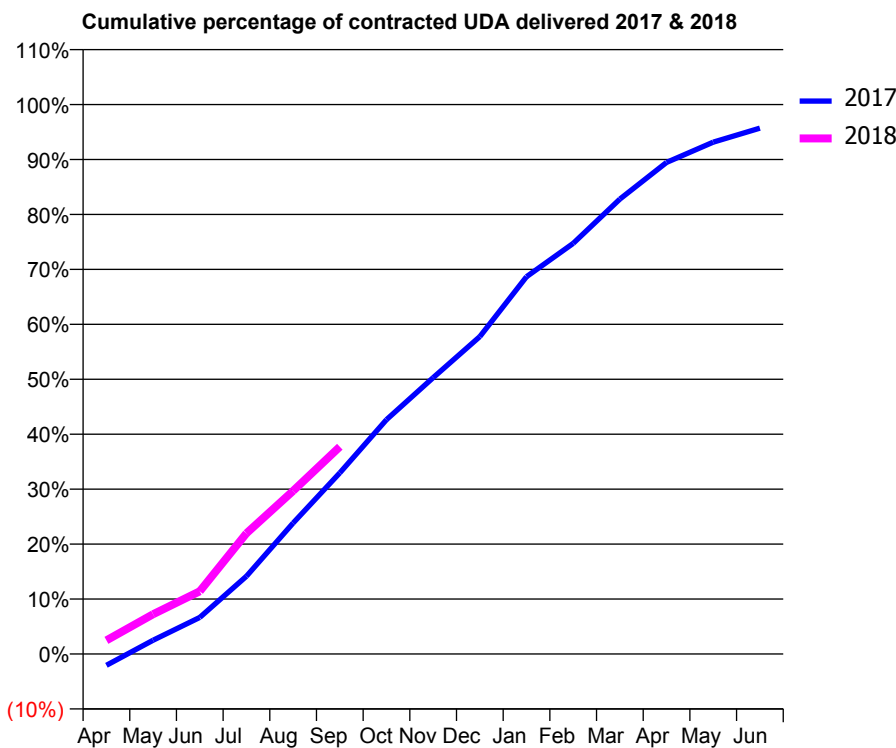
17/18 Contracted general activity (UDA)	6,996
Carry forward general activity (UDA)	0
17/18 Contracted orthodontic activity (UOA)	0
Carry forward orthodontic activity (UOA)	0
Baseline contract value	£177,431.24

ACCESS*

Patients seen in 24 months	Total	Change since previous quarter
Quarter ending September 2016	2,482	
Quarter ending December 2016	2,500	→
Quarter ending March 2017	2,475	↓
Quarter ending June 2017	2,492	→
Quarter ending September 2017	2,519	→
Variance since September 2016	1.5%	→



ACTIVITY



Month	Adjusted Scheduled Activity (UDA)	
	2017	2018
April	-152	174
May	184	507
June	490	799
July	1,040	1,538
August	1,752	2,077
September	2,422	2,639
October	3,132	
November	3,695	
December	4,244	
January	5,044	
February	5,490	
March	6,081	
April	6,571	
May	6,842	
June	7,030	

QUALITY

	Quantity	Base Number	Contract	AT	Region	England
% of FP17s for the same patient ID Re-attending within 3 months - Children	37	461	8.0%	11.3%	11.4%	11.9%
% of FP17s for the same patient ID Re-attending within 3 months - Adults	207	1,508	13.7%	15.0%	15.7%	15.9%
% of FP17s for the same patient ID Re-attending between 3 & 9 months - Children	315	461	68.3%	57.7%	60.6%	58.1%
% of FP17s for the same patient ID Re-attending between 3 & 9 months - Adults	902	1,508	59.8%	48.5%	52.0%	50.6%
% of FP17s for Band 1 Urgent Courses	177	1,623	10.9%	9.7%	9.6%	9.1%
% of FP17s Relating to Free Repair or Replacements	0	1,623	0.0%	0.7%	0.7%	0.8%
% of FP17s Relating to Continuations	10	1,623	0.6%	0.8%	1.0%	1.1%
% of Patients satisfied with the dentistry they have received	4	4	N/A	92.7%	91.6%	91.4%
% of Patients satisfied with the time they had to wait for an appointment	3	4	N/A	89.7%	87.9%	87.7%

* This is based on patients treated on this contract for their most recent course of treatment. Figures in italics indicate the base number of FP17s or Patient Questionnaire responses are less than 100. N/A is shown where the base number of responses is less than 10 during the period. % is calculated as Quantity/Base number*100

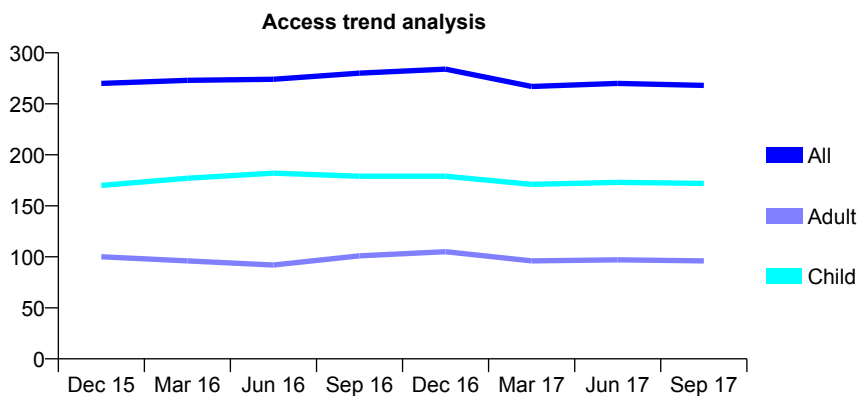
Q69 - Vital Signs At a Glance Contract Report for 950122/0001 - September 2017

Name or company name	MR EH MIDDLETON
Contract type name	GDS Contract
Purpose of contract	General
Contract start date	01/04/2006
Contract end date	

17/18 Contracted general activity (UDA)	716
Carry forward general activity (UDA)	-8
17/18 Contracted orthodontic activity (UOA)	0
Carry forward orthodontic activity (UOA)	0
Baseline contract value	£18,969.67

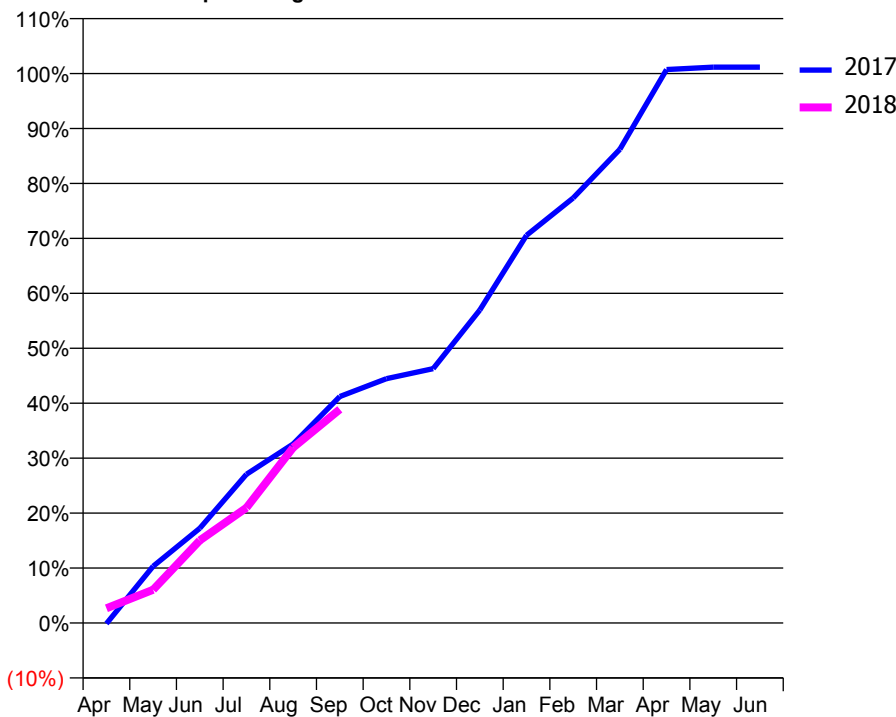
ACCESS*

Patients seen in 24 months	Total	Change since previous quarter
Quarter ending September 2016	280	
Quarter ending December 2016	284	→
Quarter ending March 2017	267	↓
Quarter ending June 2017	270	→
Quarter ending September 2017	268	→
Variance since September 2016	(4.3%)	↓



ACTIVITY

Cumulative percentage of contracted UDA delivered 2017 & 2018



Month	Adjusted Scheduled Activity (UDA)	
	2017	2018
April	-1	19
May	74	43
June	123	108
July	194	150
August	233	229
September	295	278
October	318	
November	331	
December	408	
January	505	
February	554	
March	617	
April	721	
May	724	
June	724	

QUALITY

	Quantity	Base Number	Contract	AT	Region	England
% of FP17s for the same patient ID Re-attending within 3 months - Children	13	117	11.1%	11.3%	11.4%	11.9%
% of FP17s for the same patient ID Re-attending within 3 months - Adults	21	61	34.4%	15.0%	15.7%	15.9%
% of FP17s for the same patient ID Re-attending between 3 & 9 months - Children	60	117	51.3%	57.7%	60.6%	58.1%
% of FP17s for the same patient ID Re-attending between 3 & 9 months - Adults	19	61	31.1%	48.5%	52.0%	50.6%
% of FP17s for Band 1 Urgent Courses	12	135	8.9%	9.7%	9.6%	9.1%
% of FP17s Relating to Free Repair or Replacements	0	135	0.0%	0.7%	0.7%	0.8%
% of FP17s Relating to Continuations	0	135	0.0%	0.8%	1.0%	1.1%
% of Patients satisfied with the dentistry they have received	0	1	N/A	92.7%	91.6%	91.4%
% of Patients satisfied with the time they had to wait for an appointment	1	1	N/A	89.7%	87.9%	87.7%

* This is based on patients treated on this contract for their most recent course of treatment. Figures in italics indicate the base number of FP17s or Patient Questionnaire responses are less than 100. N/A is shown where the base number of responses is less than 10 during the period. % is calculated as Quantity/Base number*100

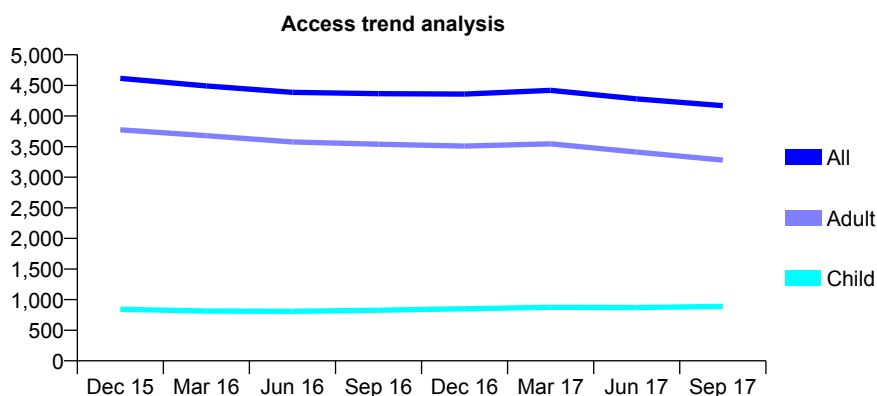
Q69 - Vital Signs At a Glance Contract Report for 959766/0001 - September 2017

Name or company name	MR S SABBAGHI-SARABI
Contract type name	GDS Contract
Purpose of contract	General
Contract start date	01/04/2006
Contract end date	

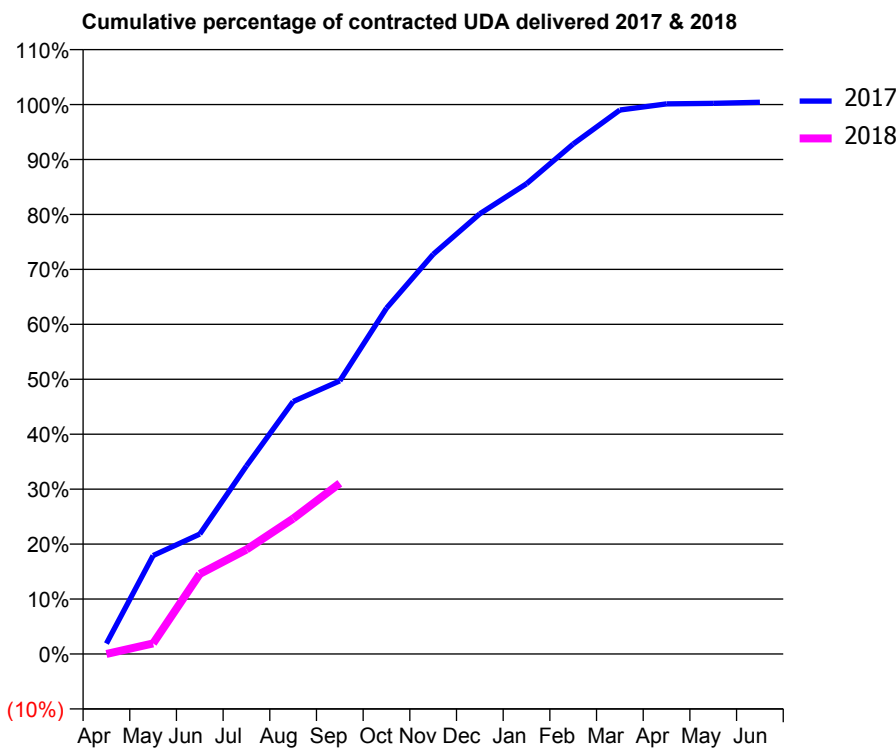
17/18 Contracted general activity (UDA)	11,188
Carry forward general activity (UDA)	0
17/18 Contracted orthodontic activity (UOA)	0
Carry forward orthodontic activity (UOA)	0
Baseline contract value	£273,508.61

ACCESS*

Patients seen in 24 months	Total	Change since previous quarter
Quarter ending September 2016	4,366	
Quarter ending December 2016	4,359	→
Quarter ending March 2017	4,420	→
Quarter ending June 2017	4,281	↓
Quarter ending September 2017	4,169	↓
Variance since September 2016	(4.5%)	↓



ACTIVITY



Month	Adjusted Scheduled Activity (UDA)	
	2017	2018
April	234	0
May	2,205	217
June	2,687	1,631
July	4,212	2,126
August	5,655	2,757
September	6,119	3,477
October	7,747	
November	8,954	
December	9,861	
January	10,533	
February	11,422	
March	12,185	
April	12,322	
May	12,335	
June	12,358	

QUALITY

	Quantity	Base Number	Contract	AT	Region	England
% of FP17s for the same patient ID Re-attending within 3 months - Children	28	420	6.7%	11.3%	11.4%	11.9%
% of FP17s for the same patient ID Re-attending within 3 months - Adults	175	1,516	11.5%	15.0%	15.7%	15.9%
% of FP17s for the same patient ID Re-attending between 3 & 9 months - Children	150	420	35.7%	57.7%	60.6%	58.1%
% of FP17s for the same patient ID Re-attending between 3 & 9 months - Adults	613	1,516	40.4%	48.5%	52.0%	50.6%
% of FP17s for Band 1 Urgent Courses	261	1,814	14.4%	9.7%	9.6%	9.1%
% of FP17s Relating to Free Repair or Replacements	10	1,814	0.6%	0.7%	0.7%	0.8%
% of FP17s Relating to Continuations	0	1,814	0.0%	0.8%	1.0%	1.1%
% of Patients satisfied with the dentistry they have received	1	1	N/A	92.7%	91.6%	91.4%
% of Patients satisfied with the time they had to wait for an appointment	1	1	N/A	89.7%	87.9%	87.7%

* This is based on patients treated on this contract for their most recent course of treatment. Figures in italics indicate the base number of FP17s or Patient Questionnaire responses are less than 100. N/A is shown where the base number of responses is less than 10 during the period. % is calculated as Quantity/Base number*100

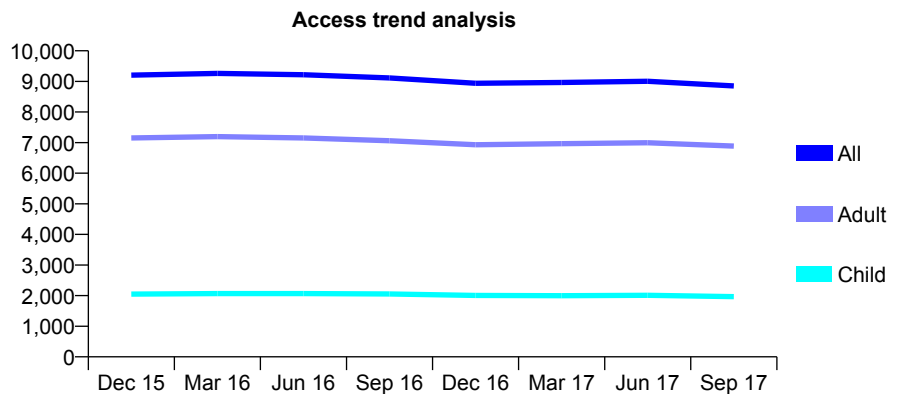
Q69 - Vital Signs At a Glance Contract Report for 961450/0001 - September 2017

Name or company name	Wootton House Dental Partnership
Contract type name	GDS Contract
Purpose of contract	General
Contract start date	21/05/2010
Contract end date	

17/18 Contracted general activity (UDA)	26,774
Carry forward general activity (UDA)	408
17/18 Contracted orthodontic activity (UOA)	0
Carry forward orthodontic activity (UOA)	0
Baseline contract value	£657,430.99

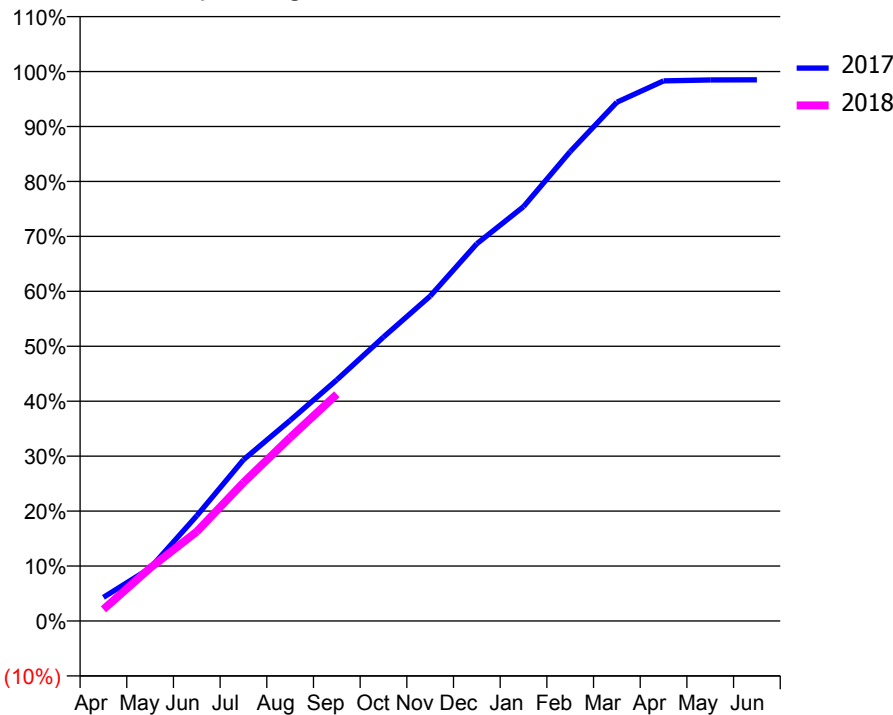
ACCESS*

Patients seen in 24 months	Total	Change since previous quarter
Quarter ending September 2016	9,113	
Quarter ending December 2016	8,938	↓
Quarter ending March 2017	8,966	→
Quarter ending June 2017	9,005	→
Quarter ending September 2017	8,853	↓
Variance since September 2016	(2.9%)	↓



ACTIVITY

Cumulative percentage of contracted UDA delivered 2017 & 2018



Month	Adjusted Scheduled Activity (UDA)	
	2017	2018
April	1,152	569
May	2,577	2,580
June	5,130	4,359
July	7,857	6,749
August	9,773	8,936
September	11,753	11,049
October	13,835	
November	15,833	
December	18,384	
January	20,190	
February	22,870	
March	25,277	
April	26,314	
May	26,365	
June	26,366	

QUALITY

	Quantity	Base Number	Contract	AT	Region	England
% of FP17s for the same patient ID Re-attending within 3 months - Children	118	1,686	7.0%	11.3%	11.4%	11.9%
% of FP17s for the same patient ID Re-attending within 3 months - Adults	755	5,036	15.0%	15.0%	15.7%	15.9%
% of FP17s for the same patient ID Re-attending between 3 & 9 months - Children	1,139	1,686	67.6%	57.7%	60.6%	58.1%
% of FP17s for the same patient ID Re-attending between 3 & 9 months - Adults	2,732	5,036	54.2%	48.5%	52.0%	50.6%
% of FP17s for Band 1 Urgent Courses	524	6,195	8.5%	9.7%	9.6%	9.1%
% of FP17s Relating to Free Repair or Replacements	46	6,195	0.7%	0.7%	0.7%	0.8%
% of FP17s Relating to Continuations	54	6,195	0.9%	0.8%	1.0%	1.1%
% of Patients satisfied with the dentistry they have received	29	31	93.5%	92.7%	91.6%	91.4%
% of Patients satisfied with the time they had to wait for an appointment	29	31	93.5%	89.7%	87.9%	87.7%

* This is based on patients treated on this contract for their most recent course of treatment. Figures in italics indicate the base number of FP17s or Patient Questionnaire responses are less than 100. N/A is shown where the base number of responses is less than 10 during the period. % is calculated as Quantity/Base number*100

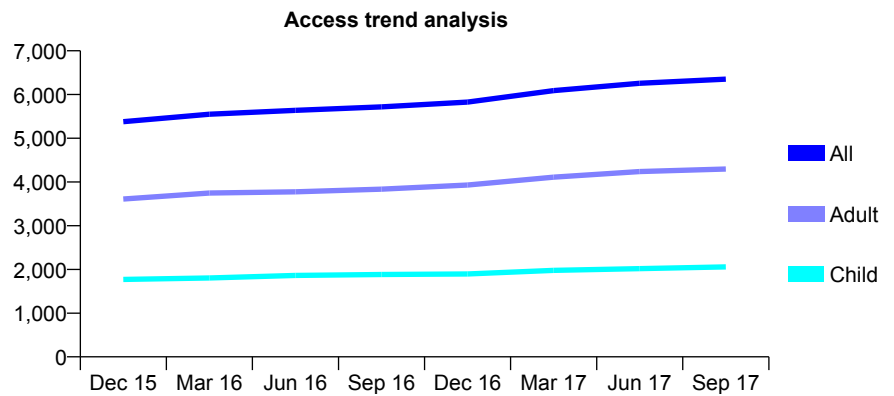
Q69 - Vital Signs At a Glance Contract Report for 962392/0001 - September 2017

Name or company name	MR N PATEL
Contract type name	GDS Contract
Purpose of contract	General
Contract start date	01/04/2008
Contract end date	

17/18 Contracted general activity (UDA)	12,712
Carry forward general activity (UDA)	358
17/18 Contracted orthodontic activity (UOA)	0
Carry forward orthodontic activity (UOA)	0
Baseline contract value	£316,376.08

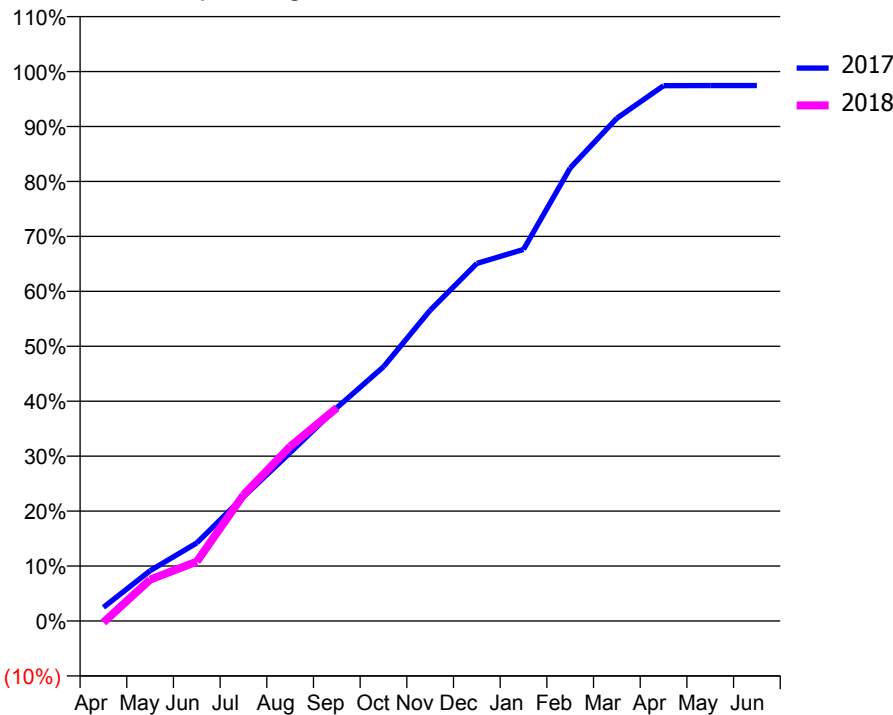
ACCESS*

Patients seen in 24 months	Total	Change since previous quarter
Quarter ending September 2016	5,718	
Quarter ending December 2016	5,826	→
Quarter ending March 2017	6,089	↑
Quarter ending June 2017	6,257	↑
Quarter ending September 2017	6,353	→
Variance since September 2016	11.1%	↑



ACTIVITY

Cumulative percentage of contracted UDA delivered 2017 & 2018



Month	Adjusted Scheduled Activity (UDA)	
	2017	2018
April	349	-34
May	1,280	957
June	1,986	1,374
July	3,161	2,915
August	4,283	4,036
September	5,428	4,930
October	6,471	
November	7,908	
December	9,098	
January	9,455	
February	11,529	
March	12,793	
April	13,621	
May	13,626	
June	13,625	

QUALITY

	Quantity	Base Number	Contract	AT	Region	England
% of FP17s for the same patient ID Re-attending within 3 months - Children	131	1,835	7.1%	11.3%	11.4%	11.9%
% of FP17s for the same patient ID Re-attending within 3 months - Adults	278	2,118	13.1%	15.0%	15.7%	15.9%
% of FP17s for the same patient ID Re-attending between 3 & 9 months - Children	1,329	1,835	72.4%	57.7%	60.6%	58.1%
% of FP17s for the same patient ID Re-attending between 3 & 9 months - Adults	1,120	2,118	52.9%	48.5%	52.0%	50.6%
% of FP17s for Band 1 Urgent Courses	151	3,078	4.9%	9.7%	9.6%	9.1%
% of FP17s Relating to Free Repair or Replacements	15	3,078	0.5%	0.7%	0.7%	0.8%
% of FP17s Relating to Continuations	18	3,078	0.6%	0.8%	1.0%	1.1%
% of Patients satisfied with the dentistry they have received	8	9	N/A	92.7%	91.6%	91.4%
% of Patients satisfied with the time they had to wait for an appointment	8	9	N/A	89.7%	87.9%	87.7%

* This is based on patients treated on this contract for their most recent course of treatment. Figures in italics indicate the base number of FP17s or Patient Questionnaire responses are less than 100. N/A is shown where the base number of responses is less than 10 during the period. % is calculated as Quantity/Base number*100

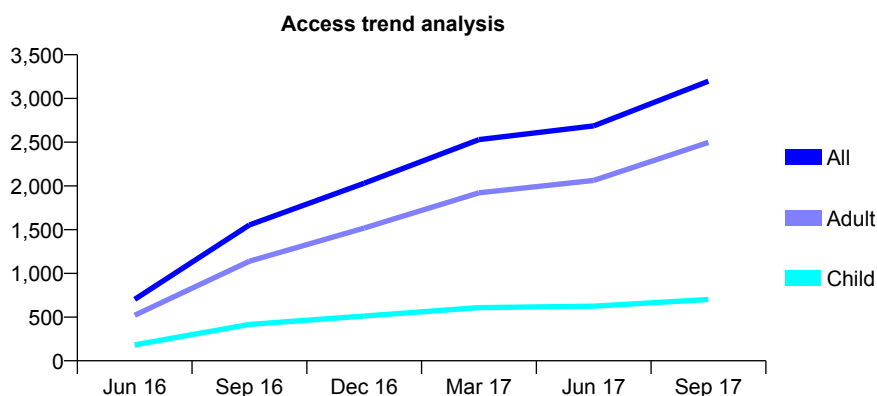
Q70 - Vital Signs At a Glance Contract Report for 100088/0000 - September 2017

Name or company name	Portsea Dental Care Ltd
Contract type name	GDS Contract
Purpose of contract	General
Contract start date	01/04/2016
Contract end date	

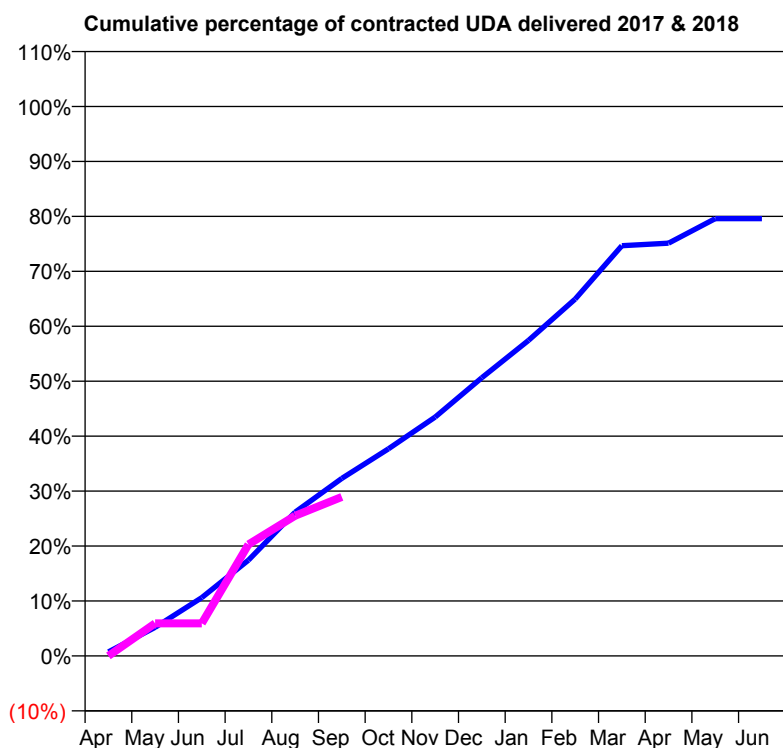
17/18 Contracted general activity (UDA)	17,002
Carry forward general activity (UDA)	0
17/18 Contracted orthodontic activity (UOA)	0
Carry forward orthodontic activity (UOA)	0
Baseline contract value	£380,543.56

ACCESS*

Patients seen in 24 months	Total	Change since previous quarter
Quarter ending September 2016	1,553	
Quarter ending December 2016	2,030	↑
Quarter ending March 2017	2,529	↑
Quarter ending June 2017	2,686	↑
Quarter ending September 2017	3,197	↑
Variance since September 2016	105.9%	↑



ACTIVITY



Month	Adjusted Scheduled Activity (UDA)	
	2017	2018
April	127	0
May	885	1,011
June	1,805	1,011
July	2,965	3,453
August	4,450	4,340
September	5,496	4,919
October	6,410	
November	7,392	
December	8,607	
January	9,764	
February	11,044	
March	12,694	
April	12,772	
May	13,531	
June	13,531	

QUALITY

	Quantity	Base Number	Contract	AT	Region	England
% of FP17s for the same patient ID Re-attending within 3 months - Children	34	426	8.0%	10.1%	11.4%	11.9%
% of FP17s for the same patient ID Re-attending within 3 months - Adults	240	1,585	15.1%	14.7%	15.7%	15.9%
% of FP17s for the same patient ID Re-attending between 3 & 9 months - Children	165	426	38.7%	60.5%	60.6%	58.1%
% of FP17s for the same patient ID Re-attending between 3 & 9 months - Adults	445	1,585	28.1%	52.1%	52.0%	50.6%
% of FP17s for Band 1 Urgent Courses	656	1,803	36.4%	9.9%	9.6%	9.1%
% of FP17s Relating to Free Repair or Replacements	6	1,803	0.3%	0.6%	0.7%	0.8%
% of FP17s Relating to Continuations	9	1,803	0.5%	1.1%	1.0%	1.1%
% of Patients satisfied with the dentistry they have received	4	4	N/A	92.2%	91.6%	91.4%
% of Patients satisfied with the time they had to wait for an appointment	3	4	N/A	87.8%	87.9%	87.7%

* This is based on patients treated on this contract for their most recent course of treatment. Figures in italics indicate the base number of FP17s or Patient Questionnaire responses are less than 100. N/A is shown where the base number of responses is less than 10 during the period. % is calculated as Quantity/Base number*100

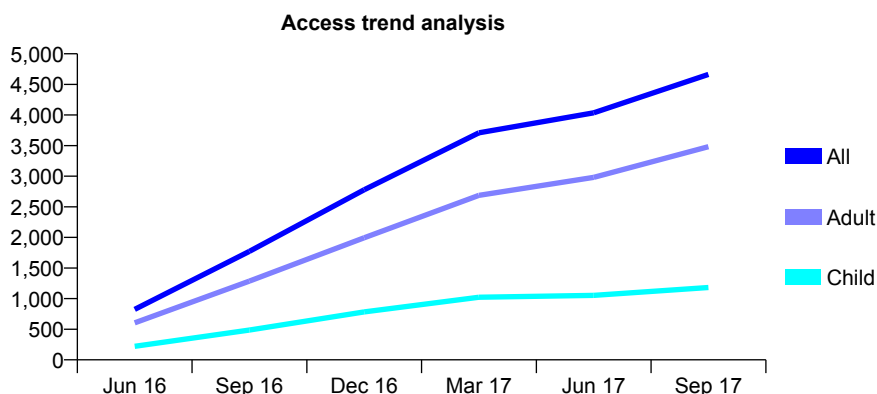
Q70 - Vital Signs At a Glance Contract Report for 100089/0000 - September 2017

Name or company name	Hilsea Dental Care Ltd
Contract type name	GDS Contract
Purpose of contract	General
Contract start date	01/04/2016
Contract end date	

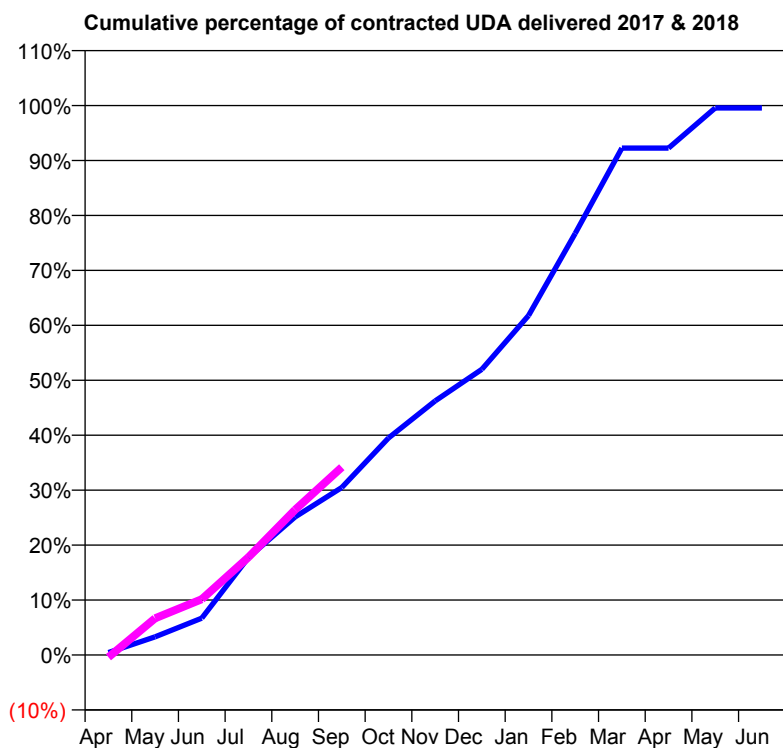
17/18 Contracted general activity (UDA)	17,002
Carry forward general activity (UDA)	75
17/18 Contracted orthodontic activity (UOA)	0
Carry forward orthodontic activity (UOA)	0
Baseline contract value	£380,543.56

ACCESS*

Patients seen in 24 months	Total	Change since previous quarter
Quarter ending September 2016	1,773	
Quarter ending December 2016	2,779	↑
Quarter ending March 2017	3,710	↑
Quarter ending June 2017	4,035	↑
Quarter ending September 2017	4,664	↑
Variance since September 2016	163.1%	↑



ACTIVITY



Month	Adjusted Scheduled Activity (UDA)	
	2017	2018
April	75	-74
May	564	1,137
June	1,141	1,725
July	3,016	3,028
August	4,272	4,496
September	5,184	5,811
October	6,713	
November	7,860	
December	8,840	
January	10,503	
February	13,046	
March	15,685	
April	15,685	
May	16,928	
June	16,927	

QUALITY

	Quantity	Base Number	Contract	AT	Region	England
% of FP17s for the same patient ID Re-attending within 3 months - Children	68	711	9.6%	10.1%	11.4%	11.9%
% of FP17s for the same patient ID Re-attending within 3 months - Adults	370	2,113	17.5%	14.7%	15.7%	15.9%
% of FP17s for the same patient ID Re-attending between 3 & 9 months - Children	310	711	43.6%	60.5%	60.6%	58.1%
% of FP17s for the same patient ID Re-attending between 3 & 9 months - Adults	632	2,113	29.9%	52.1%	52.0%	50.6%
% of FP17s for Band 1 Urgent Courses	661	2,495	26.5%	9.9%	9.6%	9.1%
% of FP17s Relating to Free Repair or Replacements	14	2,495	0.6%	0.6%	0.7%	0.8%
% of FP17s Relating to Continuations	35	2,495	1.4%	1.1%	1.0%	1.1%
% of Patients satisfied with the dentistry they have received	8	8	N/A	92.2%	91.6%	91.4%
% of Patients satisfied with the time they had to wait for an appointment	8	8	N/A	87.8%	87.9%	87.7%

* This is based on patients treated on this contract for their most recent course of treatment. Figures in italics indicate the base number of FP17s or Patient Questionnaire responses are less than 100. N/A is shown where the base number of responses is less than 10 during the period. % is calculated as Quantity/Base number*100

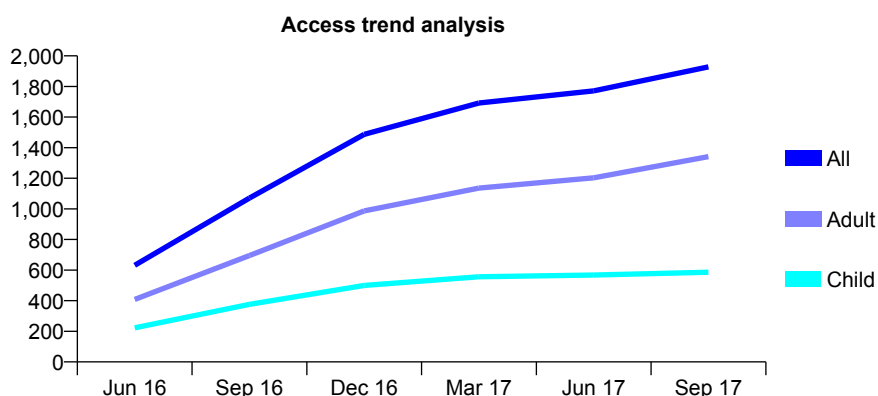
Q70 - Vital Signs At a Glance Contract Report for 100091/0000 - September 2017

Name or company name	Paulsgrove Dental Care Ltd
Contract type name	GDS Contract
Purpose of contract	General
Contract start date	01/04/2016
Contract end date	

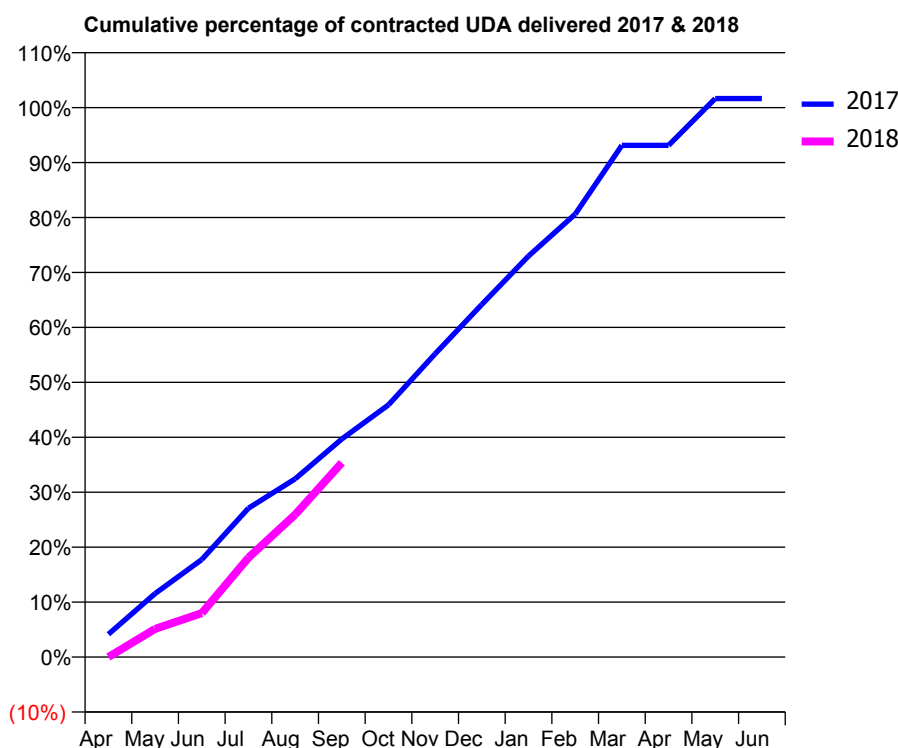
17/18 Contracted general activity (UDA)	7,002
Carry forward general activity (UDA)	0
17/18 Contracted orthodontic activity (UOA)	0
Carry forward orthodontic activity (UOA)	0
Baseline contract value	£159,624.29

ACCESS*

Patients seen in 24 months	Total	Change since previous quarter
Quarter ending September 2016	1,071	
Quarter ending December 2016	1,487	↑
Quarter ending March 2017	1,692	↑
Quarter ending June 2017	1,771	↑
Quarter ending September 2017	1,928	↑
Variance since September 2016	80.0%	↑



ACTIVITY



Month	Adjusted Scheduled Activity (UDA)	
	2017	2018
April	291	0
May	810	360
June	1,243	560
July	1,898	1,266
August	2,271	1,816
September	2,779	2,477
October	3,213	
November	3,864	
December	4,493	
January	5,110	
February	5,644	
March	6,521	
April	6,521	
May	7,116	
June	7,116	

QUALITY

	Quantity	Base Number	Contract	AT	Region	England
% of FP17s for the same patient ID Re-attending within 3 months - Children	36	429	8.4%	10.1%	11.4%	11.9%
% of FP17s for the same patient ID Re-attending within 3 months - Adults	100	954	10.5%	14.7%	15.7%	15.9%
% of FP17s for the same patient ID Re-attending between 3 & 9 months - Children	273	429	63.6%	60.5%	60.6%	58.1%
% of FP17s for the same patient ID Re-attending between 3 & 9 months - Adults	435	954	45.6%	52.1%	52.0%	50.6%
% of FP17s for Band 1 Urgent Courses	356	1,223	29.1%	9.9%	9.6%	9.1%
% of FP17s Relating to Free Repair or Replacements	0	1,223	0.0%	0.6%	0.7%	0.8%
% of FP17s Relating to Continuations	15	1,223	1.2%	1.1%	1.0%	1.1%
% of Patients satisfied with the dentistry they have received	2	4	N/A	92.2%	91.6%	91.4%
% of Patients satisfied with the time they had to wait for an appointment	3	4	N/A	87.8%	87.9%	87.7%

* This is based on patients treated on this contract for their most recent course of treatment. Figures in italics indicate the base number of FP17s or Patient Questionnaire responses are less than 100. N/A is shown where the base number of responses is less than 10 during the period. % is calculated as Quantity/Base number*100

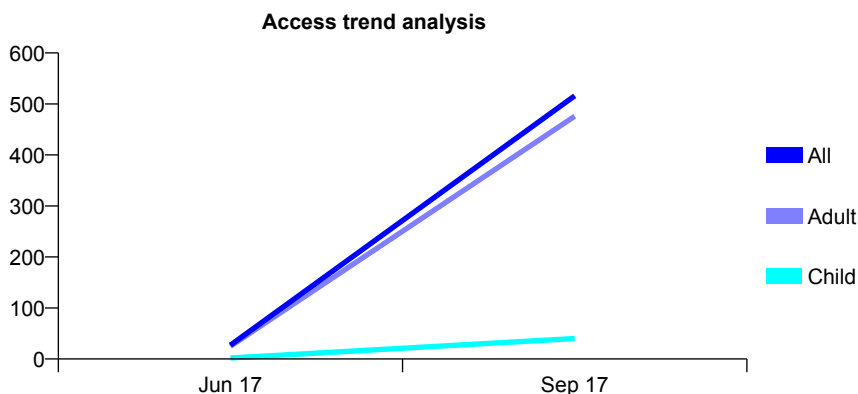
Q70 - Vital Signs At a Glance Contract Report for 100326/0000 - September 2017

Name or company name	Access Dental Ltd
Contract type name	PDS Contract
Purpose of contract	General
Contract start date	01/04/2017
Contract end date	31/03/2020

17/18 Contracted general activity (UDA)	3,402
Carry forward general activity (UDA)	0
17/18 Contracted orthodontic activity (UOA)	0
Carry forward orthodontic activity (UOA)	0
Baseline contract value	£222,205.75

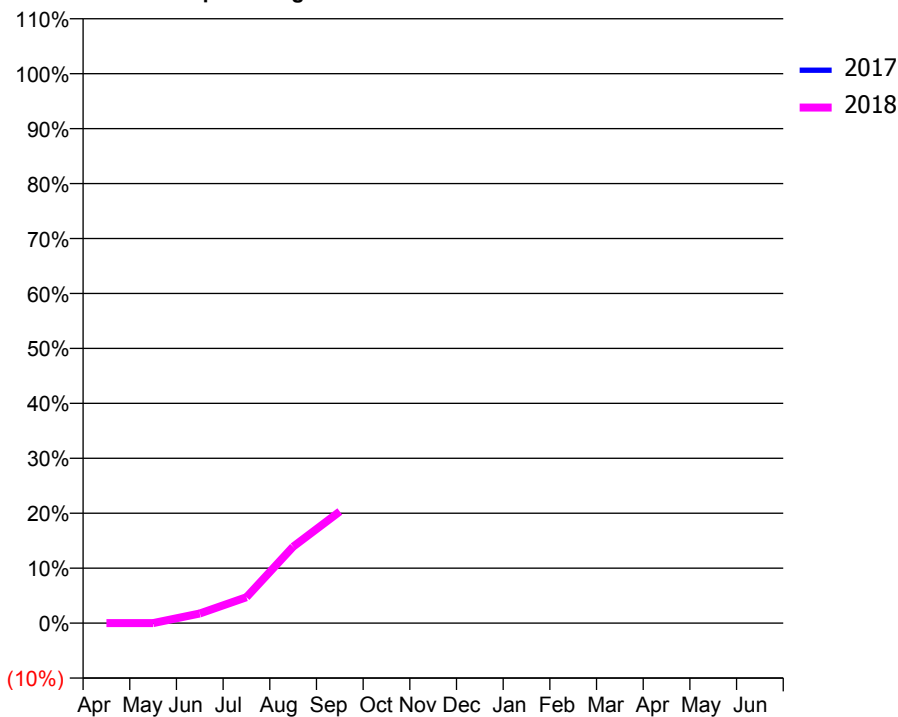
ACCESS*

Patients seen in 24 months	Total	Change since previous quarter
Quarter ending September 2016	0	
Quarter ending December 2016	0	
Quarter ending March 2017	0	
Quarter ending June 2017	27	↑
Quarter ending September 2017	516	↑
Variance since September 2016	N/A	



ACTIVITY

Cumulative percentage of contracted UDA delivered 2017 & 2018



Month	Adjusted Scheduled Activity (UDA)	
	2017	2018
April	0	0
May	0	0
June	0	60
July	0	161
August	0	474
September	0	691
October	0	
November	0	
December	0	
January	0	
February	0	
March	0	
April	0	
May	0	
June	0	

QUALITY

	Quantity	Base Number	Contract	AT	Region	England
% of FP17s for the same patient ID Re-attending within 3 months - Children	3	98	3.1%	10.1%	11.4%	11.9%
% of FP17s for the same patient ID Re-attending within 3 months - Adults	6	896	0.7%	14.7%	15.7%	15.9%
% of FP17s for the same patient ID Re-attending between 3 & 9 months - Children	0	98	0.0%	60.5%	60.6%	58.1%
% of FP17s for the same patient ID Re-attending between 3 & 9 months - Adults	0	896	0.0%	52.1%	52.0%	50.6%
% of FP17s for Band 1 Urgent Courses	991	994	99.7%	9.9%	9.6%	9.1%
% of FP17s Relating to Free Repair or Replacements	0	994	0.0%	0.6%	0.7%	0.8%
% of FP17s Relating to Continuations	0	994	0.0%	1.1%	1.0%	1.1%
% of Patients satisfied with the dentistry they have received	1	1	N/A	92.2%	91.6%	91.4%
% of Patients satisfied with the time they had to wait for an appointment	1	1	N/A	87.8%	87.9%	87.7%

* This is based on patients treated on this contract for their most recent course of treatment. Figures in italics indicate the base number of FP17s or Patient Questionnaire responses are less than 100. N/A is shown where the base number of responses is less than 10 during the period. % is calculated as Quantity/Base number*100

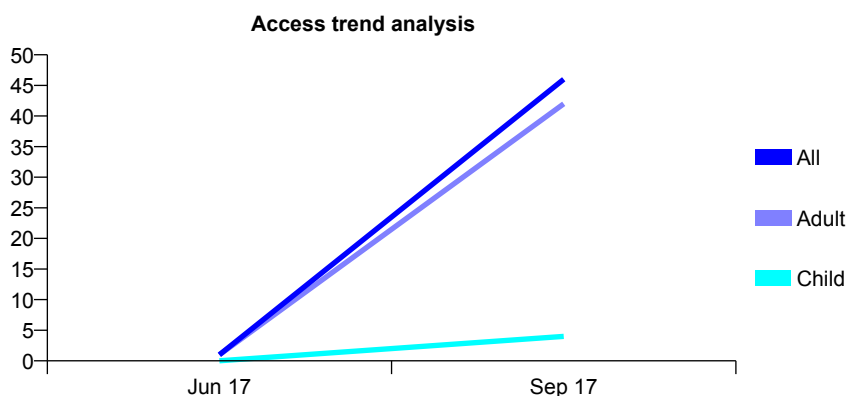
Q70 - Vital Signs At a Glance Contract Report for 100327/0000 - September 2017

Name or company name	Access Dental Ltd
Contract type name	PDS Contract
Purpose of contract	General
Contract start date	01/04/2017
Contract end date	31/03/2020

17/18 Contracted general activity (UDA)	720
Carry forward general activity (UDA)	0
17/18 Contracted orthodontic activity (UOA)	0
Carry forward orthodontic activity (UOA)	0
Baseline contract value	£58,766.39

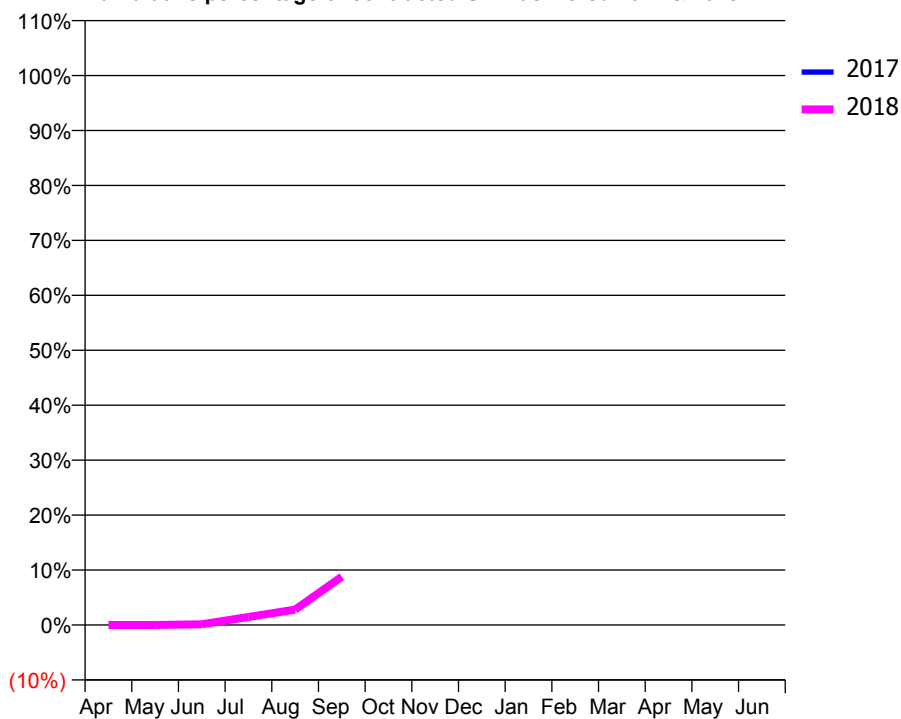
ACCESS*

Patients seen in 24 months	Total	Change since previous quarter
Quarter ending September 2016	0	
Quarter ending December 2016	0	
Quarter ending March 2017	0	
Quarter ending June 2017	1	↑
Quarter ending September 2017	46	↑
Variance since September 2016	N/A	



ACTIVITY

Cumulative percentage of contracted UDA delivered 2017 & 2018



Month	Adjusted Scheduled Activity (UDA)	
	2017	2018
April	0	0
May	0	0
June	0	1
July	0	11
August	0	20
September	0	63
October	0	
November	0	
December	0	
January	0	
February	0	
March	0	
April	0	
May	0	
June	0	

QUALITY

	Quantity	Base Number	Contract	AT	Region	England
% of FP17s for the same patient ID Re-attending within 3 months - Children	0	14	0.0%	10.1%	11.4%	11.9%
% of FP17s for the same patient ID Re-attending within 3 months - Adults	0	92	0.0%	14.7%	15.7%	15.9%
% of FP17s for the same patient ID Re-attending between 3 & 9 months - Children	0	14	0.0%	60.5%	60.6%	58.1%
% of FP17s for the same patient ID Re-attending between 3 & 9 months - Adults	0	92	0.0%	52.1%	52.0%	50.6%
% of FP17s for Band 1 Urgent Courses	105	106	99.1%	9.9%	9.6%	9.1%
% of FP17s Relating to Free Repair or Replacements	0	106	0.0%	0.6%	0.7%	0.8%
% of FP17s Relating to Continuations	0	106	0.0%	1.1%	1.0%	1.1%
% of Patients satisfied with the dentistry they have received	0	0	N/A	92.2%	91.6%	91.4%
% of Patients satisfied with the time they had to wait for an appointment	0	0	N/A	87.8%	87.9%	87.7%

* This is based on patients treated on this contract for their most recent course of treatment. Figures in italics indicate the base number of FP17s or Patient Questionnaire responses are less than 100. N/A is shown where the base number of responses is less than 10 during the period. % is calculated as Quantity/Base number*100

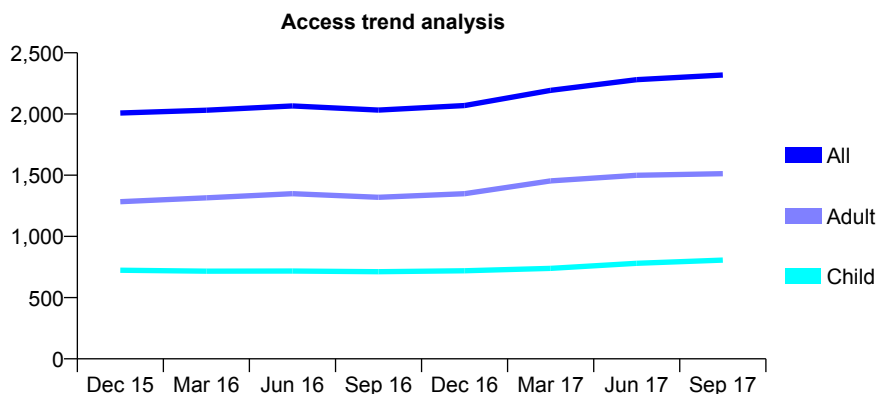
Q70 - Vital Signs At a Glance Contract Report for 101281/0122 - September 2017

Name or company name	OASIS DENTAL CARE LTD
Contract type name	GDS Contract
Purpose of contract	General
Contract start date	01/04/2006
Contract end date	

17/18 Contracted general activity (UDA)	4,652
Carry forward general activity (UDA)	0
17/18 Contracted orthodontic activity (UOA)	0
Carry forward orthodontic activity (UOA)	0
Baseline contract value	£110,157.11

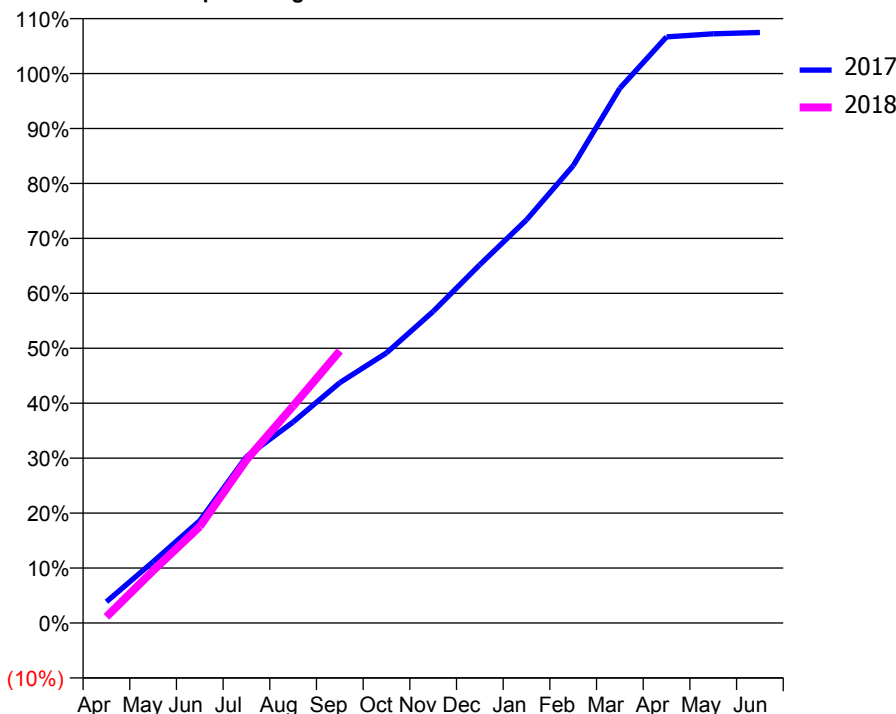
ACCESS*

Patients seen in 24 months	Total	Change since previous quarter
Quarter ending September 2016	2,032	
Quarter ending December 2016	2,069	→
Quarter ending March 2017	2,193	↑
Quarter ending June 2017	2,280	↑
Quarter ending September 2017	2,319	→
Variance since September 2016	14.1%	↑



ACTIVITY

Cumulative percentage of contracted UDA delivered 2017 & 2018



Month	Adjusted Scheduled Activity (UDA)	
	2017	2018
April	181	52
May	518	443
June	866	817
July	1,408	1,381
August	1,702	1,838
September	2,035	2,303
October	2,287	
November	2,637	
December	3,034	
January	3,413	
February	3,872	
March	4,527	
April	4,963	
May	4,988	
June	4,999	

QUALITY

	Quantity	Base Number	Contract	AT	Region	England
% of FP17s for the same patient ID Re-attending within 3 months - Children	61	672	9.1%	10.1%	11.4%	11.9%
% of FP17s for the same patient ID Re-attending within 3 months - Adults	150	953	15.7%	14.7%	15.7%	15.9%
% of FP17s for the same patient ID Re-attending between 3 & 9 months - Children	368	672	54.8%	60.5%	60.6%	58.1%
% of FP17s for the same patient ID Re-attending between 3 & 9 months - Adults	422	953	44.3%	52.1%	52.0%	50.6%
% of FP17s for Band 1 Urgent Courses	177	1,361	13.0%	9.9%	9.6%	9.1%
% of FP17s Relating to Free Repair or Replacements	0	1,361	0.0%	0.6%	0.7%	0.8%
% of FP17s Relating to Continuations	17	1,361	1.2%	1.1%	1.0%	1.1%
% of Patients satisfied with the dentistry they have received	2	2	N/A	92.2%	91.6%	91.4%
% of Patients satisfied with the time they had to wait for an appointment	2	2	N/A	87.8%	87.9%	87.7%

* This is based on patients treated on this contract for their most recent course of treatment. Figures in italics indicate the base number of FP17s or Patient Questionnaire responses are less than 100. N/A is shown where the base number of responses is less than 10 during the period. % is calculated as Quantity/Base number*100

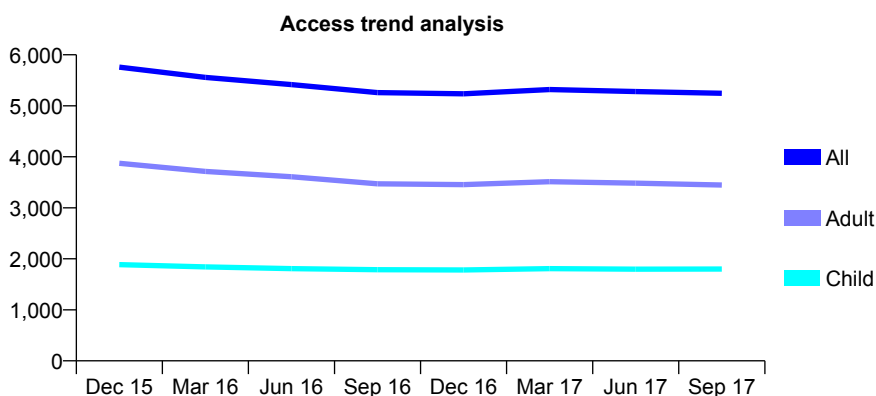
Q70 - Vital Signs At a Glance Contract Report for 101281/0124 - September 2017

Name or company name	OASIS DENTAL CARE LTD
Contract type name	GDS Contract
Purpose of contract	General
Contract start date	01/04/2006
Contract end date	

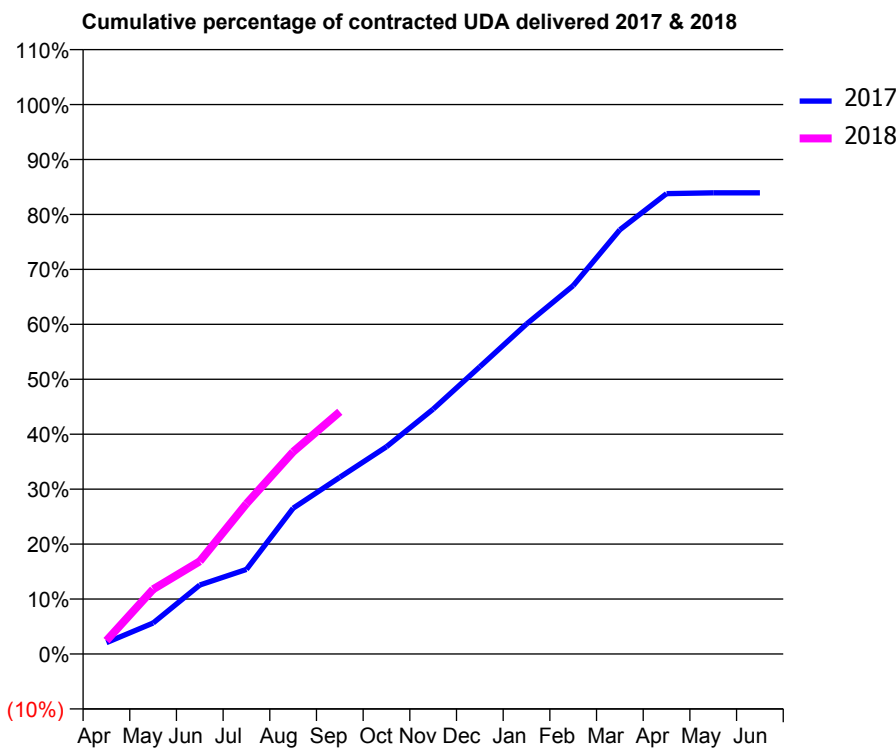
17/18 Contracted general activity (UDA)	13,263
Carry forward general activity (UDA)	0
17/18 Contracted orthodontic activity (UOA)	0
Carry forward orthodontic activity (UOA)	0
Baseline contract value	£319,952.21

ACCESS*

Patients seen in 24 months	Total	Change since previous quarter
Quarter ending September 2016	5,259	
Quarter ending December 2016	5,235	→
Quarter ending March 2017	5,319	→
Quarter ending June 2017	5,281	→
Quarter ending September 2017	5,245	→
Variance since September 2016	(0.3%)	→



ACTIVITY



Month	Adjusted Scheduled Activity (UDA)	
	2017	2018
April	275	323
May	749	1,563
June	1,665	2,239
July	2,043	3,628
August	3,520	4,879
September	4,265	5,845
October	5,002	
November	5,912	
December	6,935	
January	7,964	
February	8,890	
March	10,240	
April	11,112	
May	11,131	
June	11,131	

QUALITY

	Quantity	Base Number	Contract	AT	Region	England
% of FP17s for the same patient ID Re-attending within 3 months - Children	108	1,240	8.7%	10.1%	11.4%	11.9%
% of FP17s for the same patient ID Re-attending within 3 months - Adults	374	2,244	16.7%	14.7%	15.7%	15.9%
% of FP17s for the same patient ID Re-attending between 3 & 9 months - Children	685	1,240	55.2%	60.5%	60.6%	58.1%
% of FP17s for the same patient ID Re-attending between 3 & 9 months - Adults	1,050	2,244	46.8%	52.1%	52.0%	50.6%
% of FP17s for Band 1 Urgent Courses	241	3,069	7.9%	9.9%	9.6%	9.1%
% of FP17s Relating to Free Repair or Replacements	68	3,069	2.2%	0.6%	0.7%	0.8%
% of FP17s Relating to Continuations	96	3,069	3.1%	1.1%	1.0%	1.1%
% of Patients satisfied with the dentistry they have received	6	6	N/A	92.2%	91.6%	91.4%
% of Patients satisfied with the time they had to wait for an appointment	6	6	N/A	87.8%	87.9%	87.7%

* This is based on patients treated on this contract for their most recent course of treatment. Figures in italics indicate the base number of FP17s or Patient Questionnaire responses are less than 100. N/A is shown where the base number of responses is less than 10 during the period. % is calculated as Quantity/Base number*100

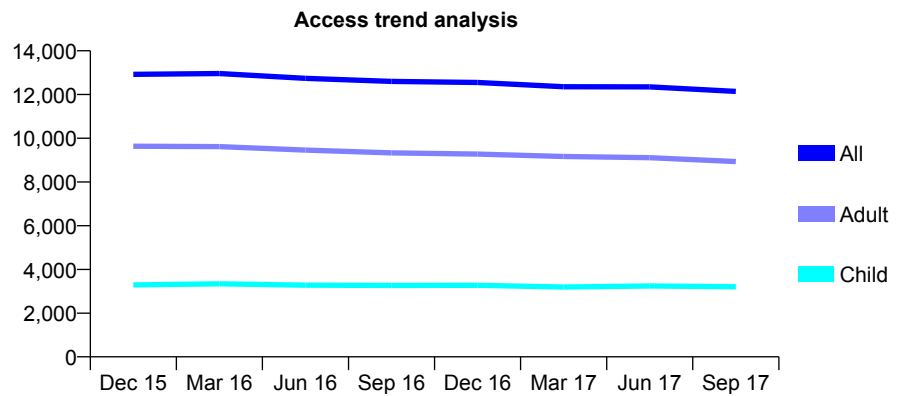
Q70 - Vital Signs At a Glance Contract Report for 101281/0193 - September 2017

Name or company name	OASIS DENTAL CARE LTD
Contract type name	GDS Contract
Purpose of contract	General
Contract start date	01/02/2009
Contract end date	

17/18 Contracted general activity (UDA)	35,100
Carry forward general activity (UDA)	0
17/18 Contracted orthodontic activity (UOA)	0
Carry forward orthodontic activity (UOA)	0
Baseline contract value	£757,347.23

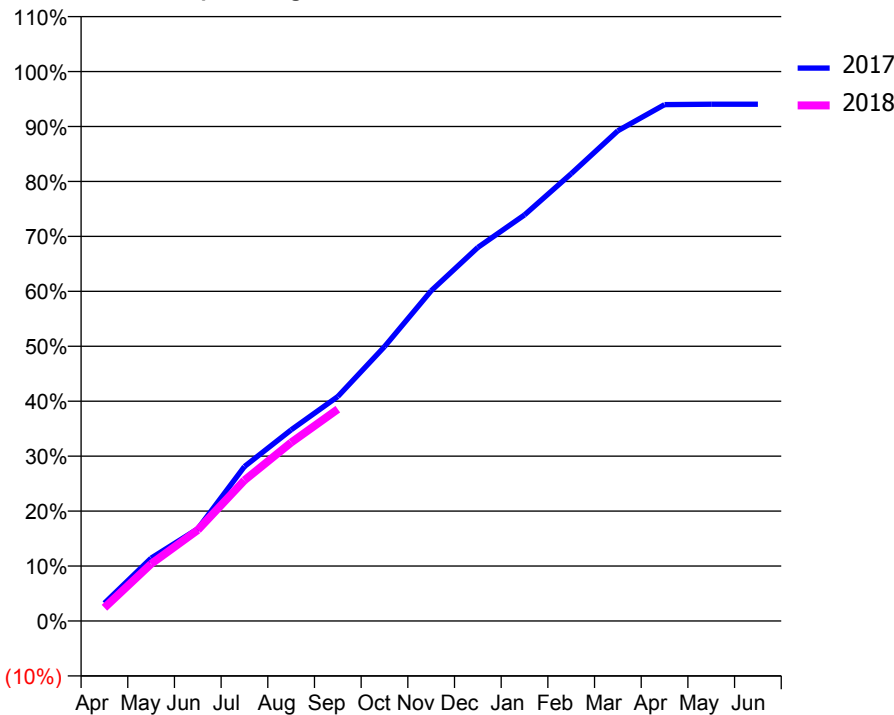
ACCESS*

Patients seen in 24 months	Total	Change since previous quarter
Quarter ending September 2016	12,597	
Quarter ending December 2016	12,550	→
Quarter ending March 2017	12,354	↓
Quarter ending June 2017	12,351	→
Quarter ending September 2017	12,141	↓
Variance since September 2016	(3.6%)	↓



ACTIVITY

Cumulative percentage of contracted UDA delivered 2017 & 2018



Month	Adjusted Scheduled Activity (UDA)	
	2017	2018
April	1,107	848
May	3,920	3,652
June	5,739	5,815
July	9,622	8,989
August	11,902	11,400
September	13,987	13,529
October	17,085	
November	20,567	
December	23,271	
January	25,292	
February	27,860	
March	30,539	
April	32,168	
May	32,190	
June	32,192	

QUALITY

	Quantity	Base Number	Contract	AT	Region	England
% of FP17s for the same patient ID Re-attending within 3 months - Children	195	2,430	8.0%	10.1%	11.4%	11.9%
% of FP17s for the same patient ID Re-attending within 3 months - Adults	787	6,309	12.5%	14.7%	15.7%	15.9%
% of FP17s for the same patient ID Re-attending between 3 & 9 months - Children	1,454	2,430	59.8%	60.5%	60.6%	58.1%
% of FP17s for the same patient ID Re-attending between 3 & 9 months - Adults	3,961	6,309	62.8%	52.1%	52.0%	50.6%
% of FP17s for Band 1 Urgent Courses	905	7,868	11.5%	9.9%	9.6%	9.1%
% of FP17s Relating to Free Repair or Replacements	31	7,868	0.4%	0.6%	0.7%	0.8%
% of FP17s Relating to Continuations	66	7,868	0.8%	1.1%	1.0%	1.1%
% of Patients satisfied with the dentistry they have received	13	15	86.7%	92.2%	91.6%	91.4%
% of Patients satisfied with the time they had to wait for an appointment	13	15	86.7%	87.8%	87.9%	87.7%

* This is based on patients treated on this contract for their most recent course of treatment. Figures in italics indicate the base number of FP17s or Patient Questionnaire responses are less than 100. N/A is shown where the base number of responses is less than 10 during the period. % is calculated as Quantity/Base number*100

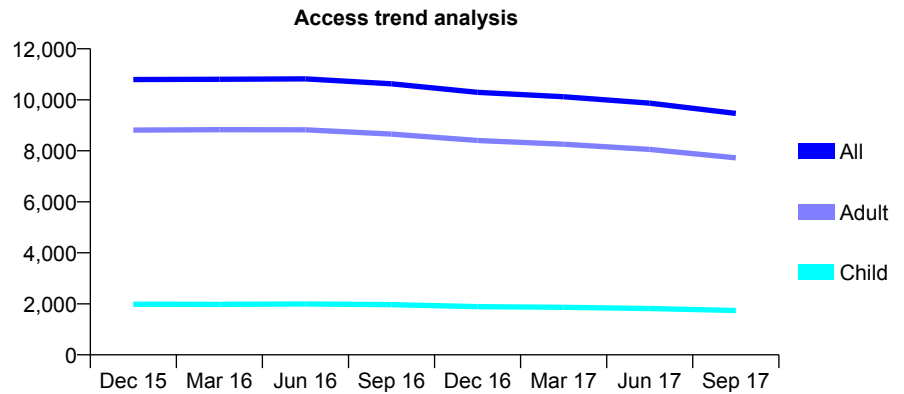
Q70 - Vital Signs At a Glance Contract Report for 101338/0001 - September 2017

Name or company name	Whitecross Dental Care Limited
Contract type name	GDS Contract
Purpose of contract	General
Contract start date	01/04/2006
Contract end date	

17/18 Contracted general activity (UDA)	27,500
Carry forward general activity (UDA)	0
17/18 Contracted orthodontic activity (UOA)	0
Carry forward orthodontic activity (UOA)	0
Baseline contract value	£665,876.75

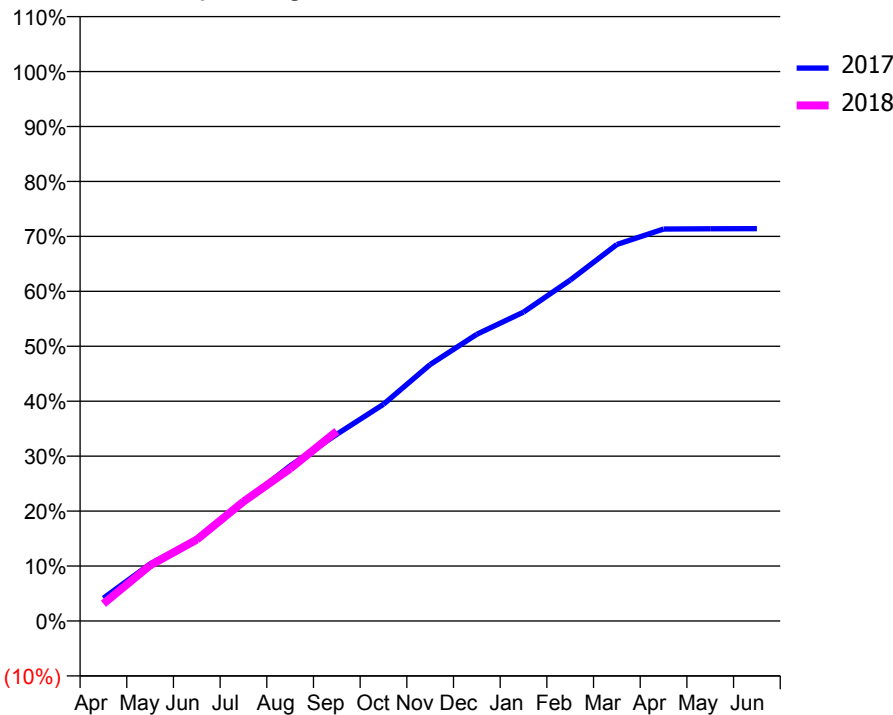
ACCESS*

Patients seen in 24 months	Total	Change since previous quarter
Quarter ending September 2016	10,625	
Quarter ending December 2016	10,293	↓
Quarter ending March 2017	10,120	↓
Quarter ending June 2017	9,870	↓
Quarter ending September 2017	9,465	↓
Variance since September 2016	(10.9%)	↓



ACTIVITY

Cumulative percentage of contracted UDA delivered 2017 & 2018



Month	Adjusted Scheduled Activity (UDA)	
	2017	2018
April	1,406	861
May	3,496	2,789
June	5,028	4,076
July	7,273	5,977
August	9,519	7,628
September	11,457	9,498
October	13,292	
November	15,734	
December	17,588	
January	18,946	
February	20,908	
March	23,093	
April	24,042	
May	24,061	
June	24,063	

QUALITY

	Quantity	Base Number	Contract	AT	Region	England
% of FP17s for the same patient ID Re-attending within 3 months - Children	72	1,002	7.2%	10.1%	11.4%	11.9%
% of FP17s for the same patient ID Re-attending within 3 months - Adults	494	4,120	12.0%	14.7%	15.7%	15.9%
% of FP17s for the same patient ID Re-attending between 3 & 9 months - Children	405	1,002	40.4%	60.5%	60.6%	58.1%
% of FP17s for the same patient ID Re-attending between 3 & 9 months - Adults	1,644	4,120	39.9%	52.1%	52.0%	50.6%
% of FP17s for Band 1 Urgent Courses	491	4,697	10.5%	9.9%	9.6%	9.1%
% of FP17s Relating to Free Repair or Replacements	31	4,697	0.7%	0.6%	0.7%	0.8%
% of FP17s Relating to Continuations	99	4,697	2.1%	1.1%	1.0%	1.1%
% of Patients satisfied with the dentistry they have received	5	6	N/A	92.2%	91.6%	91.4%
% of Patients satisfied with the time they had to wait for an appointment	1	6	N/A	87.8%	87.9%	87.7%

* This is based on patients treated on this contract for their most recent course of treatment. Figures in italics indicate the base number of FP17s or Patient Questionnaire responses are less than 100. N/A is shown where the base number of responses is less than 10 during the period. % is calculated as Quantity/Base number*100

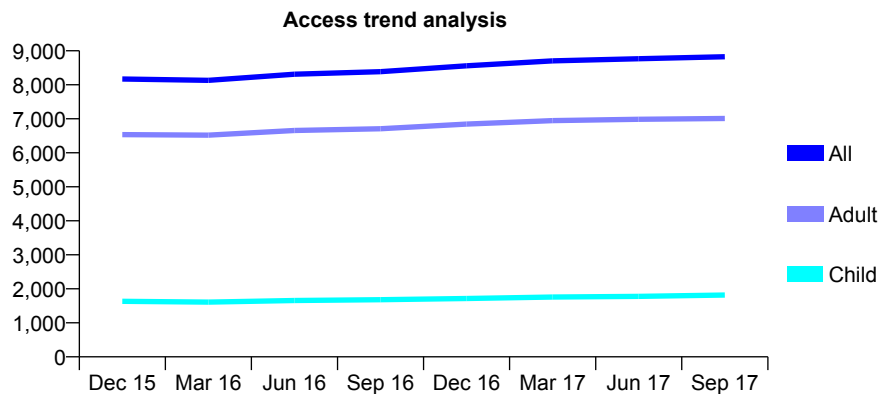
Q70 - Vital Signs At a Glance Contract Report for 101338/0002 - September 2017

Name or company name	Whitecross Dental Care Limited
Contract type name	GDS Contract
Purpose of contract	General
Contract start date	01/04/2006
Contract end date	

17/18 Contracted general activity (UDA)	26,962
Carry forward general activity (UDA)	614
17/18 Contracted orthodontic activity (UOA)	0
Carry forward orthodontic activity (UOA)	0
Baseline contract value	£652,849.79

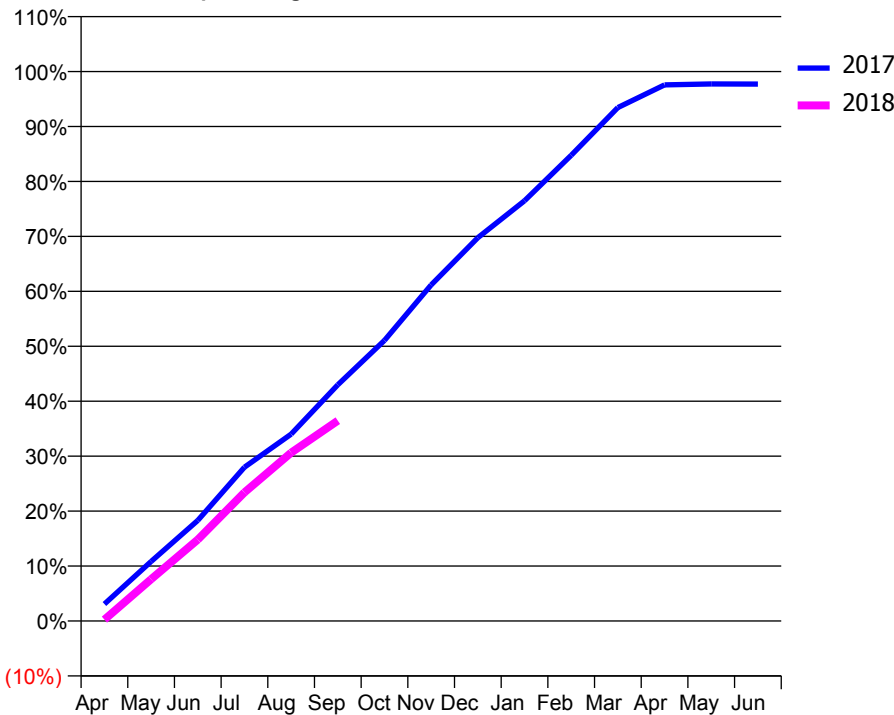
ACCESS*

Patients seen in 24 months	Total	Change since previous quarter
Quarter ending September 2016	8,387	
Quarter ending December 2016	8,559	↑
Quarter ending March 2017	8,704	→
Quarter ending June 2017	8,766	→
Quarter ending September 2017	8,825	→
Variance since September 2016	5.2%	↑



ACTIVITY

Cumulative percentage of contracted UDA delivered 2017 & 2018



Month	Adjusted Scheduled Activity (UDA)	
	2017	2018
April	832	70
May	2,920	2,049
June	4,934	3,994
July	7,550	6,308
August	9,168	8,258
September	11,593	9,834
October	13,772	
November	16,491	
December	18,810	
January	20,619	
February	22,850	
March	25,196	
April	26,308	
May	26,350	
June	26,348	

QUALITY

	Quantity	Base Number	Contract	AT	Region	England
% of FP17s for the same patient ID Re-attending within 3 months - Children	65	1,162	5.6%	10.1%	11.4%	11.9%
% of FP17s for the same patient ID Re-attending within 3 months - Adults	508	4,468	11.4%	14.7%	15.7%	15.9%
% of FP17s for the same patient ID Re-attending between 3 & 9 months - Children	592	1,162	50.9%	60.5%	60.6%	58.1%
% of FP17s for the same patient ID Re-attending between 3 & 9 months - Adults	2,340	4,468	52.4%	52.1%	52.0%	50.6%
% of FP17s for Band 1 Urgent Courses	474	5,180	9.2%	9.9%	9.6%	9.1%
% of FP17s Relating to Free Repair or Replacements	25	5,180	0.5%	0.6%	0.7%	0.8%
% of FP17s Relating to Continuations	98	5,180	1.9%	1.1%	1.0%	1.1%
% of Patients satisfied with the dentistry they have received	14	15	93.3%	92.2%	91.6%	91.4%
% of Patients satisfied with the time they had to wait for an appointment	15	15	100.0%	87.8%	87.9%	87.7%

* This is based on patients treated on this contract for their most recent course of treatment. Figures in italics indicate the base number of FP17s or Patient Questionnaire responses are less than 100. N/A is shown where the base number of responses is less than 10 during the period. % is calculated as Quantity/Base number*100

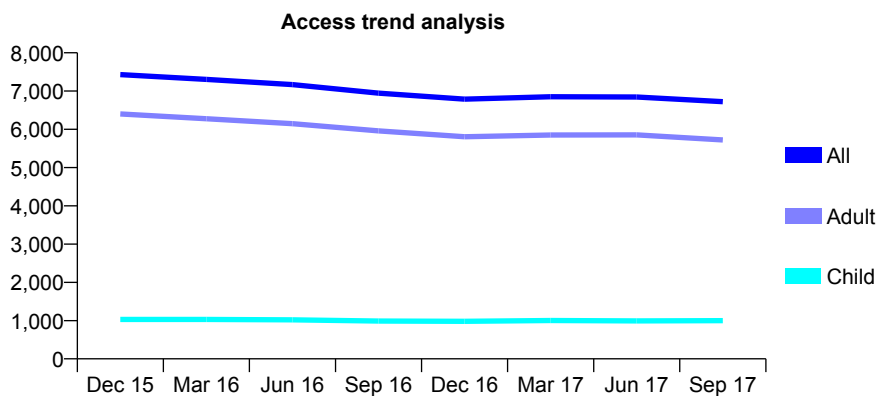
Q70 - Vital Signs At a Glance Contract Report for 101338/0003 - September 2017

Name or company name	Whitecross Dental Care Limited
Contract type name	GDS Contract
Purpose of contract	General
Contract start date	01/04/2006
Contract end date	

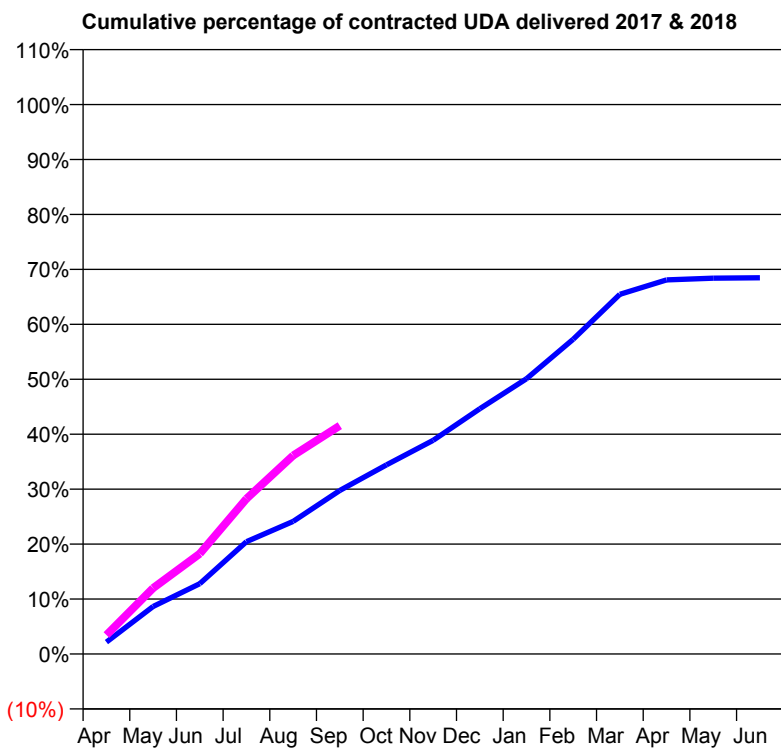
17/18 Contracted general activity (UDA)	20,000
Carry forward general activity (UDA)	0
17/18 Contracted orthodontic activity (UOA)	0
Carry forward orthodontic activity (UOA)	0
Baseline contract value	£564,703.55

ACCESS*

Patients seen in 24 months	Total	Change since previous quarter
Quarter ending September 2016	6,947	
Quarter ending December 2016	6,790	↓
Quarter ending March 2017	6,852	→
Quarter ending June 2017	6,844	→
Quarter ending September 2017	6,721	↓
Variance since September 2016	(3.3%)	↓



ACTIVITY



Month	Adjusted Scheduled Activity (UDA)	
	2017	2018
April	525	690
May	2,101	2,398
June	3,113	3,651
July	4,970	5,654
August	5,863	7,225
September	7,230	8,312
October	8,360	
November	9,447	
December	10,845	
January	12,169	
February	13,914	
March	15,903	
April	16,542	
May	16,617	
June	16,635	

QUALITY

	Quantity	Base Number	Contract	AT	Region	England
% of FP17s for the same patient ID Re-attending within 3 months - Children	72	701	10.3%	10.1%	11.4%	11.9%
% of FP17s for the same patient ID Re-attending within 3 months - Adults	360	3,313	10.9%	14.7%	15.7%	15.9%
% of FP17s for the same patient ID Re-attending between 3 & 9 months - Children	283	701	40.4%	60.5%	60.6%	58.1%
% of FP17s for the same patient ID Re-attending between 3 & 9 months - Adults	1,329	3,313	40.1%	52.1%	52.0%	50.6%
% of FP17s for Band 1 Urgent Courses	437	3,674	11.9%	9.9%	9.6%	9.1%
% of FP17s Relating to Free Repair or Replacements	37	3,674	1.0%	0.6%	0.7%	0.8%
% of FP17s Relating to Continuations	76	3,674	2.1%	1.1%	1.0%	1.1%
% of Patients satisfied with the dentistry they have received	10	13	76.9%	92.2%	91.6%	91.4%
% of Patients satisfied with the time they had to wait for an appointment	11	13	84.6%	87.8%	87.9%	87.7%

* This is based on patients treated on this contract for their most recent course of treatment. Figures in italics indicate the base number of FP17s or Patient Questionnaire responses are less than 100. N/A is shown where the base number of responses is less than 10 during the period. % is calculated as Quantity/Base number*100

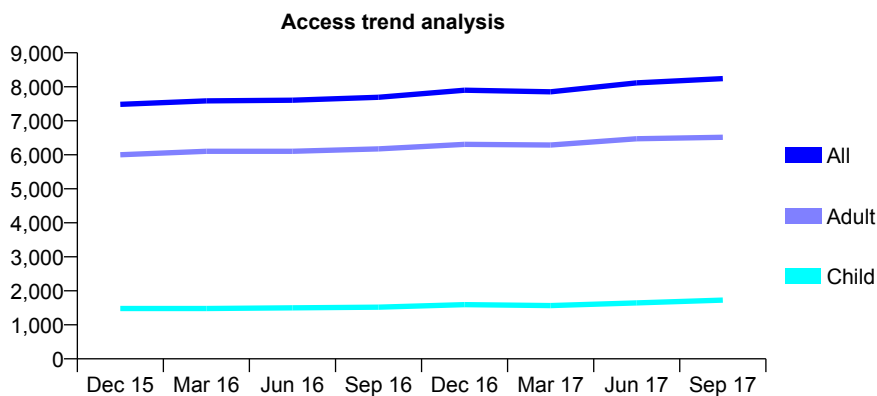
Q70 - Vital Signs At a Glance Contract Report for 101338/0015 - September 2017

Name or company name	Whitecross Dental Care Limited
Contract type name	GDS Contract
Purpose of contract	General
Contract start date	01/04/2006
Contract end date	

17/18 Contracted general activity (UDA)	24,549
Carry forward general activity (UDA)	0
17/18 Contracted orthodontic activity (UOA)	0
Carry forward orthodontic activity (UOA)	0
Baseline contract value	£693,145.38

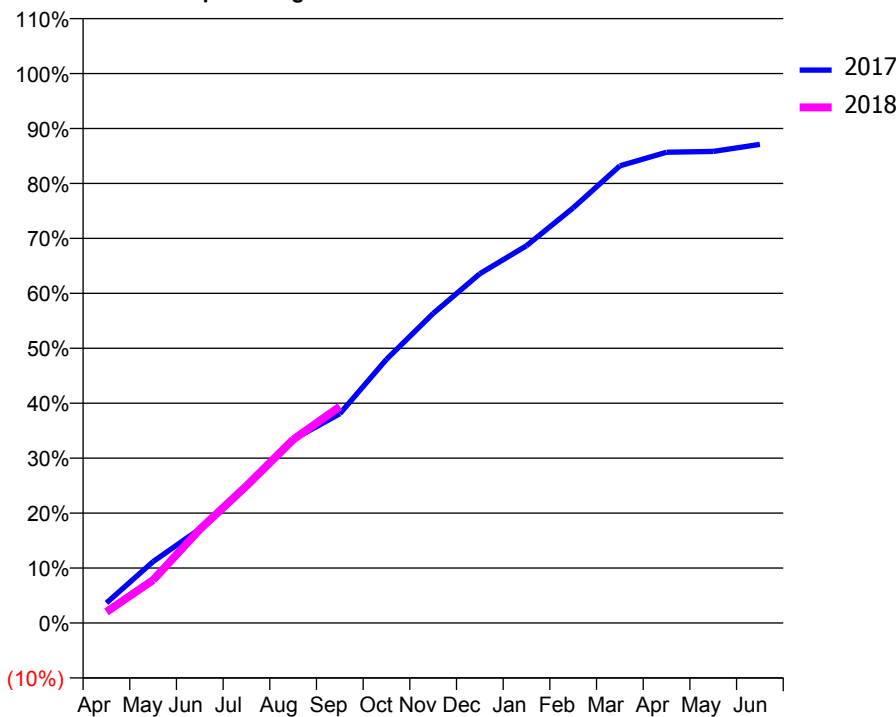
ACCESS*

Patients seen in 24 months	Total	Change since previous quarter
Quarter ending September 2016	7,692	
Quarter ending December 2016	7,901	↑
Quarter ending March 2017	7,852	→
Quarter ending June 2017	8,117	↑
Quarter ending September 2017	8,243	→
Variance since September 2016	7.2%	↑



ACTIVITY

Cumulative percentage of contracted UDA delivered 2017 & 2018



Adjusted Scheduled Activity (UDA)

Month	2017	2018
April	898	499
May	2,743	1,919
June	4,205	4,183
July	6,089	6,129
August	8,201	8,192
September	9,348	9,669
October	11,783	
November	13,828	
December	15,608	
January	16,855	
February	18,547	
March	20,425	
April	21,033	
May	21,066	
June	21,383	

QUALITY

	Quantity	Base Number	Contract	AT	Region	England
% of FP17s for the same patient ID Re-attending within 3 months - Children	55	1,240	4.4%	10.1%	11.4%	11.9%
% of FP17s for the same patient ID Re-attending within 3 months - Adults	557	4,000	13.9%	14.7%	15.7%	15.9%
% of FP17s for the same patient ID Re-attending between 3 & 9 months - Children	617	1,240	49.8%	60.5%	60.6%	58.1%
% of FP17s for the same patient ID Re-attending between 3 & 9 months - Adults	1,408	4,000	35.2%	52.1%	52.0%	50.6%
% of FP17s for Band 1 Urgent Courses	386	4,807	8.0%	9.9%	9.6%	9.1%
% of FP17s Relating to Free Repair or Replacements	11	4,807	0.2%	0.6%	0.7%	0.8%
% of FP17s Relating to Continuations	113	4,807	2.4%	1.1%	1.0%	1.1%
% of Patients satisfied with the dentistry they have received	16	19	84.2%	92.2%	91.6%	91.4%
% of Patients satisfied with the time they had to wait for an appointment	16	19	84.2%	87.8%	87.9%	87.7%

* This is based on patients treated on this contract for their most recent course of treatment. Figures in italics indicate the base number of FP17s or Patient Questionnaire responses are less than 100. N/A is shown where the base number of responses is less than 10 during the period. % is calculated as Quantity/Base number*100

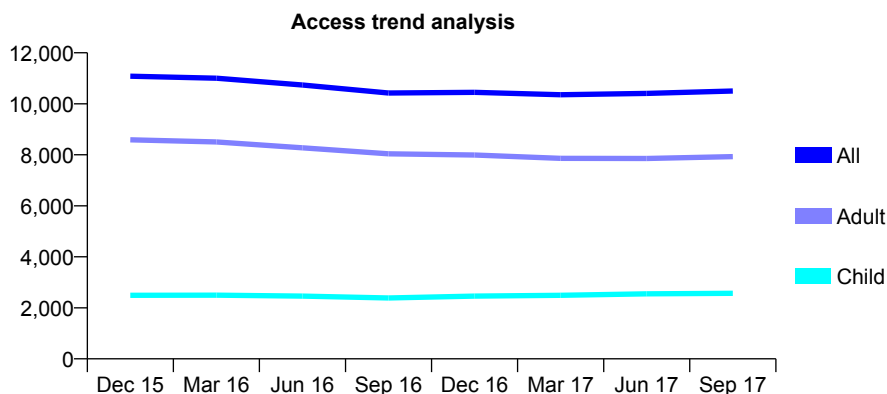
Q70 - Vital Signs At a Glance Contract Report for 101338/0018 - September 2017

Name or company name	Whitecross Dental Care Limited
Contract type name	GDS Contract
Purpose of contract	General
Contract start date	01/04/2006
Contract end date	

17/18 Contracted general activity (UDA)	28,215
Carry forward general activity (UDA)	0
17/18 Contracted orthodontic activity (UOA)	0
Carry forward orthodontic activity (UOA)	0
Baseline contract value	£739,666.26

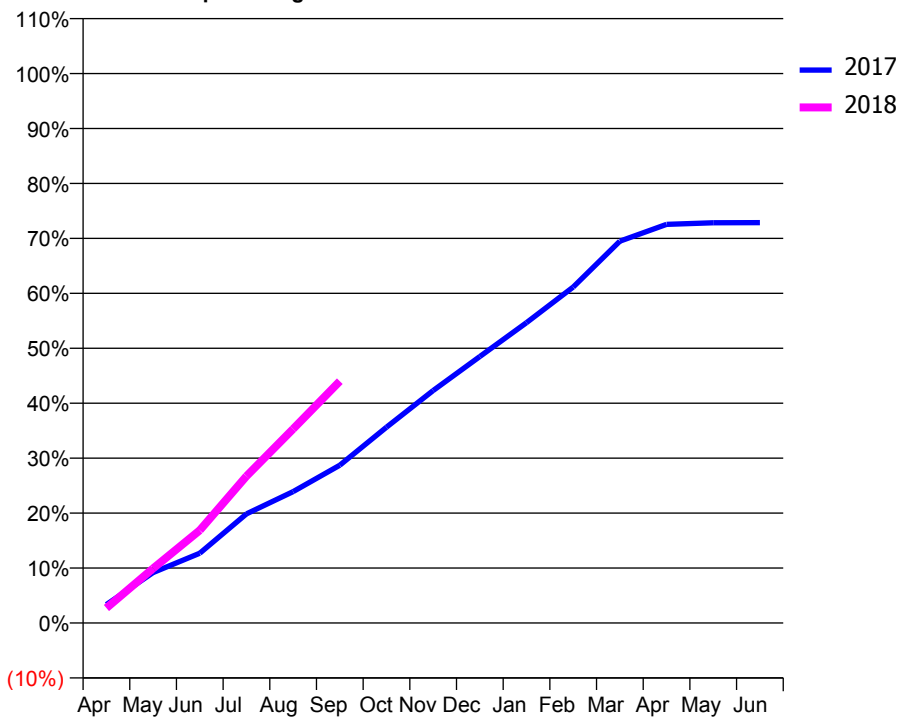
ACCESS*

Patients seen in 24 months	Total	Change since previous quarter
Quarter ending September 2016	10,425	
Quarter ending December 2016	10,450	→
Quarter ending March 2017	10,353	→
Quarter ending June 2017	10,409	→
Quarter ending September 2017	10,501	→
Variance since September 2016	0.7%	→



ACTIVITY

Cumulative percentage of contracted UDA delivered 2017 & 2018



Month	Adjusted Scheduled Activity (UDA)	
	2017	2018
April	1,158	770
May	3,167	2,801
June	4,387	4,759
July	6,856	7,542
August	8,252	9,966
September	9,906	12,417
October	12,292	
November	14,597	
December	16,731	
January	18,859	
February	21,095	
March	23,975	
April	25,033	
May	25,136	
June	25,143	

QUALITY

	Quantity	Base Number	Contract	AT	Region	England
% of FP17s for the same patient ID Re-attending within 3 months - Children	75	1,697	4.4%	10.1%	11.4%	11.9%
% of FP17s for the same patient ID Re-attending within 3 months - Adults	370	4,461	8.3%	14.7%	15.7%	15.9%
% of FP17s for the same patient ID Re-attending between 3 & 9 months - Children	794	1,697	46.8%	60.5%	60.6%	58.1%
% of FP17s for the same patient ID Re-attending between 3 & 9 months - Adults	1,200	4,461	26.9%	52.1%	52.0%	50.6%
% of FP17s for Band 1 Urgent Courses	494	5,752	8.6%	9.9%	9.6%	9.1%
% of FP17s Relating to Free Repair or Replacements	23	5,752	0.4%	0.6%	0.7%	0.8%
% of FP17s Relating to Continuations	62	5,752	1.1%	1.1%	1.0%	1.1%
% of Patients satisfied with the dentistry they have received	8	10	80.0%	92.2%	91.6%	91.4%
% of Patients satisfied with the time they had to wait for an appointment	5	10	50.0%	87.8%	87.9%	87.7%

* This is based on patients treated on this contract for their most recent course of treatment. Figures in italics indicate the base number of FP17s or Patient Questionnaire responses are less than 100. N/A is shown where the base number of responses is less than 10 during the period. % is calculated as Quantity/Base number*100

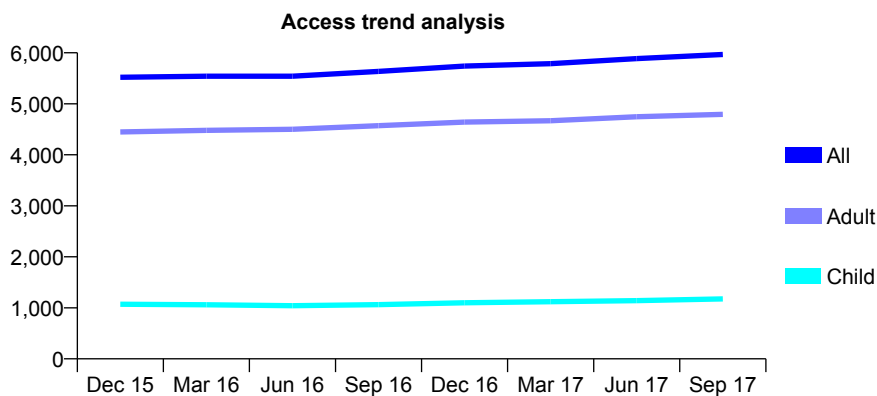
Q70 - Vital Signs At a Glance Contract Report for 101338/0026 - September 2017

Name or company name	Whitecross Dental Care Limited
Contract type name	GDS Contract
Purpose of contract	General
Contract start date	01/04/2006
Contract end date	

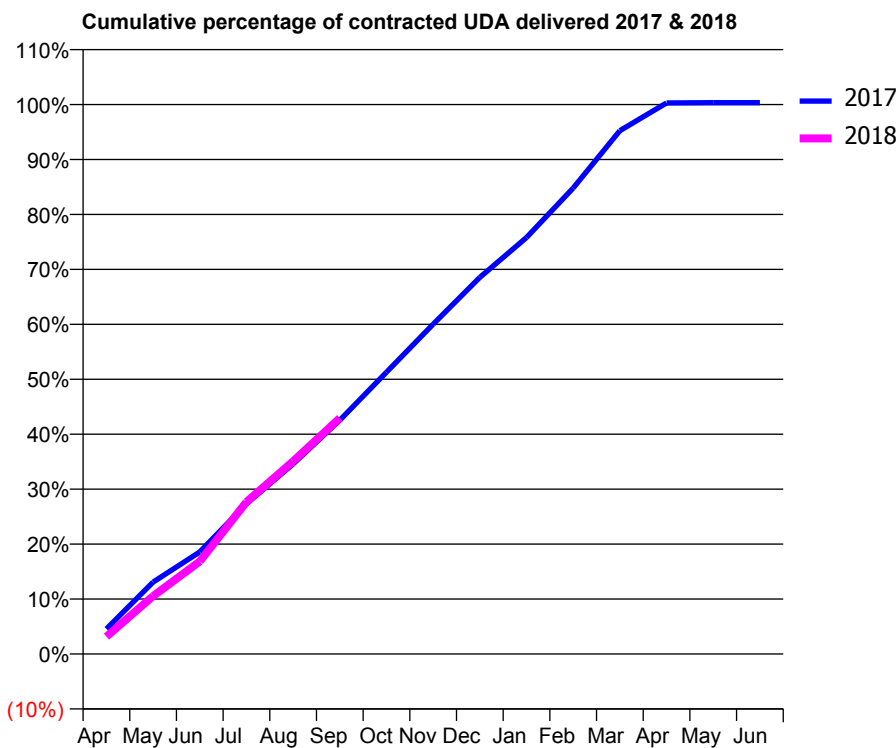
17/18 Contracted general activity (UDA)	16,392
Carry forward general activity (UDA)	0
17/18 Contracted orthodontic activity (UOA)	0
Carry forward orthodontic activity (UOA)	0
Baseline contract value	£396,910.96

ACCESS*

Patients seen in 24 months	Total	Change since previous quarter
Quarter ending September 2016	5,635	
Quarter ending December 2016	5,741	→
Quarter ending March 2017	5,787	→
Quarter ending June 2017	5,887	→
Quarter ending September 2017	5,968	→
Variance since September 2016	5.9%	↑



ACTIVITY



Month	Adjusted Scheduled Activity (UDA)	
	2017	2018
April	750	518
May	2,147	1,727
June	3,044	2,763
July	4,482	4,536
August	5,670	5,750
September	6,974	7,037
October	8,406	
November	9,839	
December	11,236	
January	12,425	
February	13,900	
March	15,613	
April	16,440	
May	16,448	
June	16,448	

QUALITY

	Quantity	Base Number	Contract	AT	Region	England
% of FP17s for the same patient ID Re-attending within 3 months - Children	36	863	4.2%	10.1%	11.4%	11.9%
% of FP17s for the same patient ID Re-attending within 3 months - Adults	283	3,244	8.7%	14.7%	15.7%	15.9%
% of FP17s for the same patient ID Re-attending between 3 & 9 months - Children	552	863	64.0%	60.5%	60.6%	58.1%
% of FP17s for the same patient ID Re-attending between 3 & 9 months - Adults	1,971	3,244	60.8%	52.1%	52.0%	50.6%
% of FP17s for Band 1 Urgent Courses	297	3,793	7.8%	9.9%	9.6%	9.1%
% of FP17s Relating to Free Repair or Replacements	16	3,793	0.4%	0.6%	0.7%	0.8%
% of FP17s Relating to Continuations	43	3,793	1.1%	1.1%	1.0%	1.1%
% of Patients satisfied with the dentistry they have received	4	5	N/A	92.2%	91.6%	91.4%
% of Patients satisfied with the time they had to wait for an appointment	5	5	N/A	87.8%	87.9%	87.7%

* This is based on patients treated on this contract for their most recent course of treatment. Figures in italics indicate the base number of FP17s or Patient Questionnaire responses are less than 100. N/A is shown where the base number of responses is less than 10 during the period. % is calculated as Quantity/Base number*100

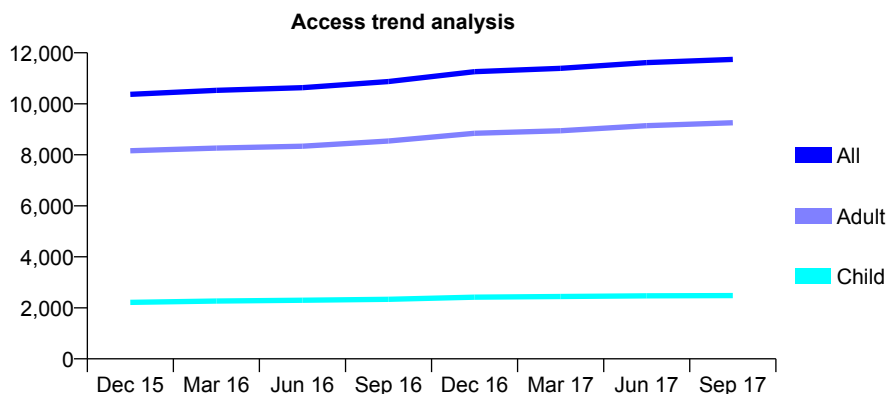
Q70 - Vital Signs At a Glance Contract Report for 101338/0034 - September 2017

Name or company name	Whitecross Dental Care Limited
Contract type name	GDS Contract
Purpose of contract	General
Contract start date	01/04/2006
Contract end date	

17/18 Contracted general activity (UDA)	34,000
Carry forward general activity (UDA)	0
17/18 Contracted orthodontic activity (UOA)	0
Carry forward orthodontic activity (UOA)	0
Baseline contract value	£959,996.05

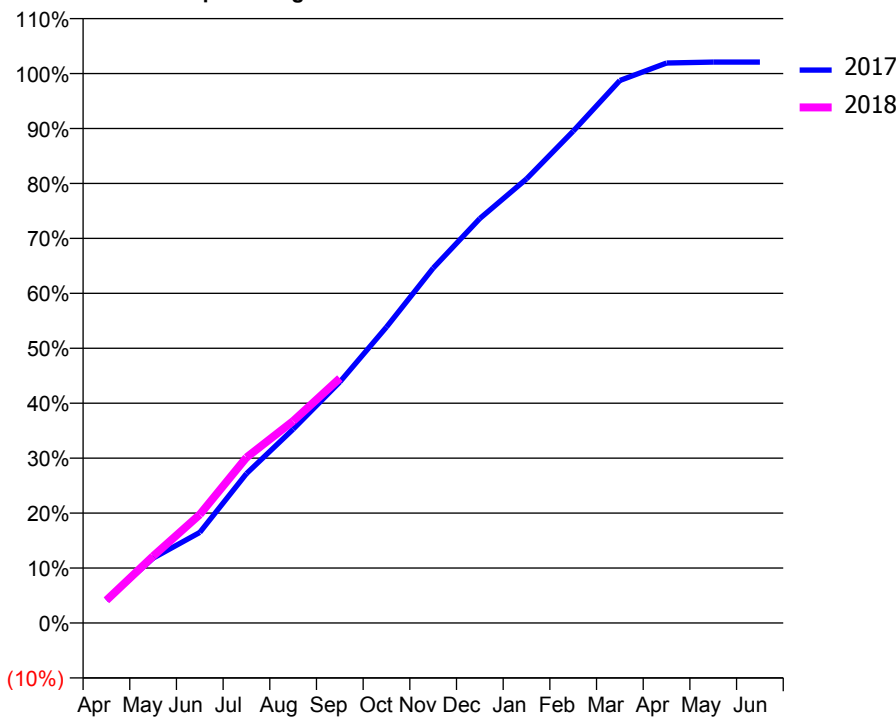
ACCESS*

Patients seen in 24 months	Total	Change since previous quarter
Quarter ending September 2016	10,875	
Quarter ending December 2016	11,262	↑
Quarter ending March 2017	11,389	→
Quarter ending June 2017	11,618	↑
Quarter ending September 2017	11,739	→
Variance since September 2016	7.9%	↑



ACTIVITY

Cumulative percentage of contracted UDA delivered 2017 & 2018



Month	Adjusted Scheduled Activity (UDA)	
	2017	2018
April	1,408	1,407
May	4,016	4,141
June	5,603	6,708
July	9,248	10,244
August	11,994	12,500
September	14,915	15,143
October	18,315	
November	21,963	
December	25,026	
January	27,476	
February	30,432	
March	33,569	
April	34,652	
May	34,706	
June	34,705	

QUALITY

	Quantity	Base Number	Contract	AT	Region	England
% of FP17s for the same patient ID Re-attending within 3 months - Children	121	1,746	6.9%	10.1%	11.4%	11.9%
% of FP17s for the same patient ID Re-attending within 3 months - Adults	876	5,854	15.0%	14.7%	15.7%	15.9%
% of FP17s for the same patient ID Re-attending between 3 & 9 months - Children	1,024	1,746	58.6%	60.5%	60.6%	58.1%
% of FP17s for the same patient ID Re-attending between 3 & 9 months - Adults	2,566	5,854	43.8%	52.1%	52.0%	50.6%
% of FP17s for Band 1 Urgent Courses	719	7,106	10.1%	9.9%	9.6%	9.1%
% of FP17s Relating to Free Repair or Replacements	56	7,106	0.8%	0.6%	0.7%	0.8%
% of FP17s Relating to Continuations	176	7,106	2.5%	1.1%	1.0%	1.1%
% of Patients satisfied with the dentistry they have received	21	22	95.5%	92.2%	91.6%	91.4%
% of Patients satisfied with the time they had to wait for an appointment	18	22	81.8%	87.8%	87.9%	87.7%

* This is based on patients treated on this contract for their most recent course of treatment. Figures in italics indicate the base number of FP17s or Patient Questionnaire responses are less than 100. N/A is shown where the base number of responses is less than 10 during the period. % is calculated as Quantity/Base number*100

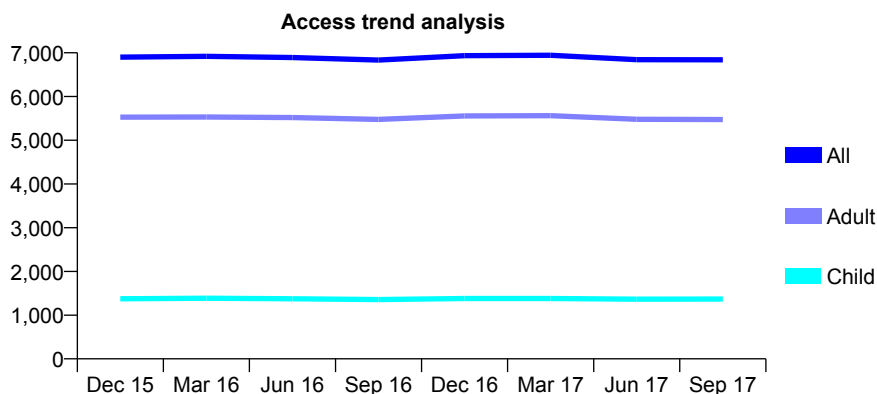
Q70 - Vital Signs At a Glance Contract Report for 101338/0036 - September 2017

Name or company name	Whitecross Dental Care Limited
Contract type name	GDS Contract
Purpose of contract	General
Contract start date	01/04/2006
Contract end date	

17/18 Contracted general activity (UDA)	20,250
Carry forward general activity (UDA)	240
17/18 Contracted orthodontic activity (UOA)	0
Carry forward orthodontic activity (UOA)	0
Baseline contract value	£571,762.36

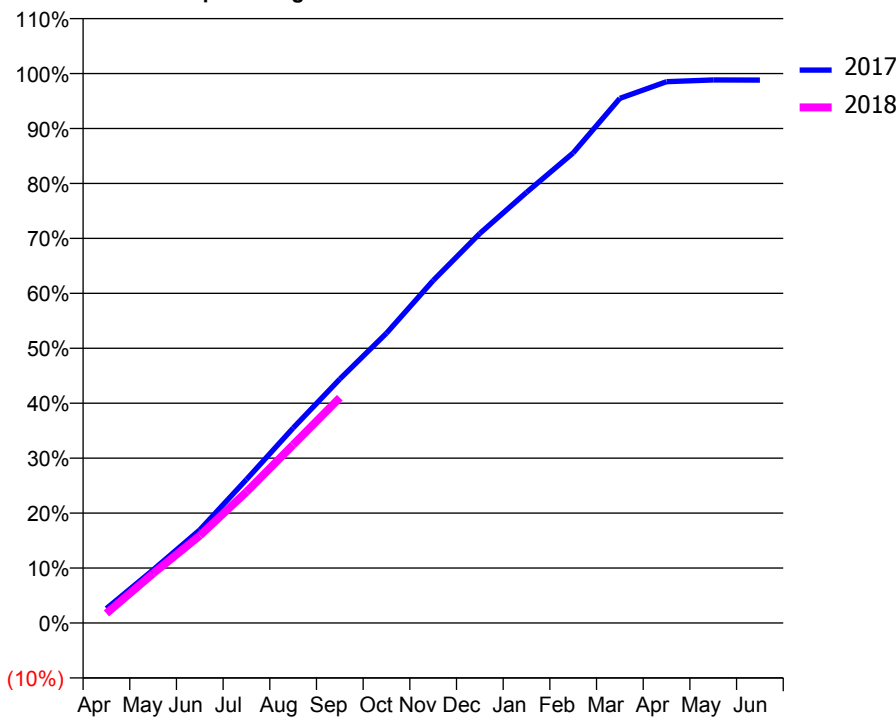
ACCESS*

Patients seen in 24 months	Total	Change since previous quarter
Quarter ending September 2016	6,833	
Quarter ending December 2016	6,935	→
Quarter ending March 2017	6,943	→
Quarter ending June 2017	6,844	↓
Quarter ending September 2017	6,840	→
Variance since September 2016	0.1%	→



ACTIVITY

Cumulative percentage of contracted UDA delivered 2017 & 2018



Adjusted Scheduled Activity (UDA)

Month	2017	2018
April	533	357
May	1,958	1,825
June	3,432	3,222
July	5,289	4,833
August	7,189	6,567
September	8,988	8,302
October	10,679	
November	12,620	
December	14,356	
January	15,869	
February	17,323	
March	19,337	
April	19,951	
May	20,010	
June	20,009	

QUALITY

	Quantity	Base Number	Contract	AT	Region	England
% of FP17s for the same patient ID Re-attending within 3 months - Children	55	872	6.3%	10.1%	11.4%	11.9%
% of FP17s for the same patient ID Re-attending within 3 months - Adults	392	3,369	11.6%	14.7%	15.7%	15.9%
% of FP17s for the same patient ID Re-attending between 3 & 9 months - Children	478	872	54.8%	60.5%	60.6%	58.1%
% of FP17s for the same patient ID Re-attending between 3 & 9 months - Adults	1,709	3,369	50.7%	52.1%	52.0%	50.6%
% of FP17s for Band 1 Urgent Courses	432	3,976	10.9%	9.9%	9.6%	9.1%
% of FP17s Relating to Free Repair or Replacements	42	3,976	1.1%	0.6%	0.7%	0.8%
% of FP17s Relating to Continuations	100	3,976	2.5%	1.1%	1.0%	1.1%
% of Patients satisfied with the dentistry they have received	6	6	N/A	92.2%	91.6%	91.4%
% of Patients satisfied with the time they had to wait for an appointment	6	6	N/A	87.8%	87.9%	87.7%

* This is based on patients treated on this contract for their most recent course of treatment. Figures in italics indicate the base number of FP17s or Patient Questionnaire responses are less than 100. N/A is shown where the base number of responses is less than 10 during the period. % is calculated as Quantity/Base number*100

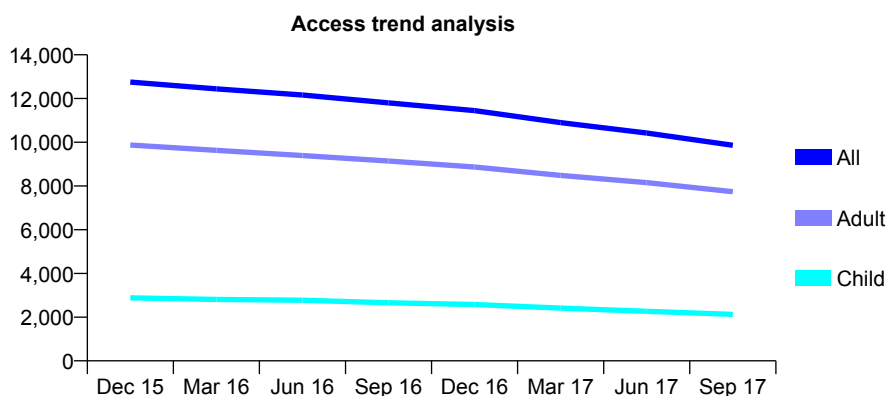
Q70 - Vital Signs At a Glance Contract Report for 101338/0038 - September 2017

Name or company name	Whitecross Dental Care Limited
Contract type name	GDS Contract
Purpose of contract	General
Contract start date	01/04/2006
Contract end date	

17/18 Contracted general activity (UDA)	30,838
Carry forward general activity (UDA)	0
17/18 Contracted orthodontic activity (UOA)	0
Carry forward orthodontic activity (UOA)	0
Baseline contract value	£953,153.52

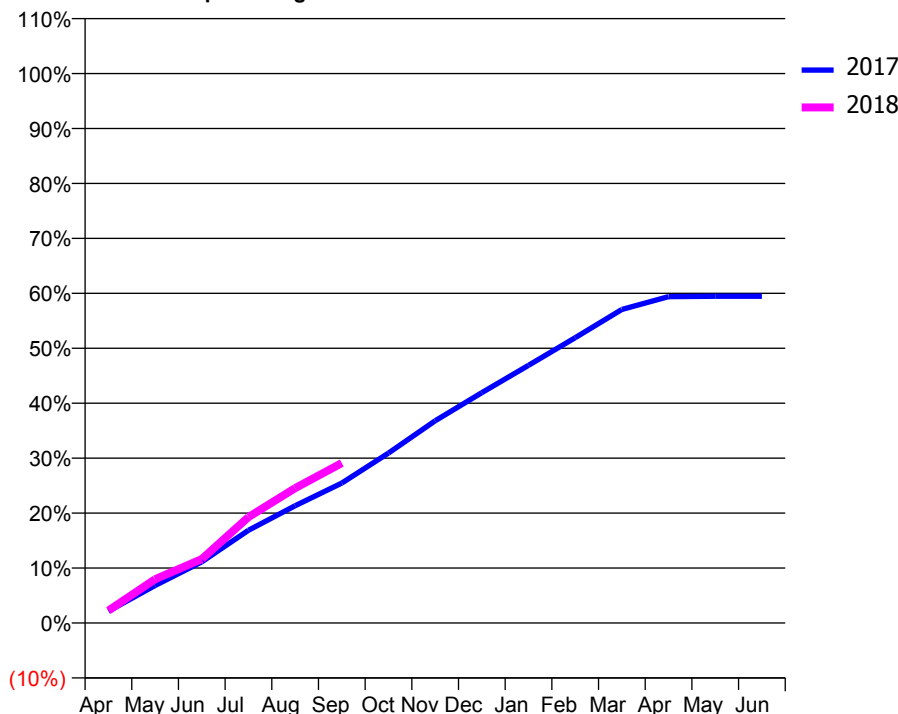
ACCESS*

Patients seen in 24 months	Total	Change since previous quarter
Quarter ending September 2016	11,799	
Quarter ending December 2016	11,446	↓
Quarter ending March 2017	10,897	↓
Quarter ending June 2017	10,421	↓
Quarter ending September 2017	9,863	↓
Variance since September 2016	(16.4%)	↓



ACTIVITY

Cumulative percentage of contracted UDA delivered 2017 & 2018



Adjusted Scheduled Activity (UDA)

Month	2017	2018
April	748	703
May	2,383	2,456
June	3,879	3,590
July	5,882	5,946
August	7,439	7,571
September	8,876	8,975
October	10,773	
November	12,818	
December	14,603	
January	16,340	
February	18,084	
March	19,883	
April	20,688	
May	20,717	
June	20,715	

QUALITY

	Quantity	Base Number	Contract	AT	Region	England
% of FP17s for the same patient ID Re-attending within 3 months - Children	77	1,235	6.2%	10.1%	11.4%	11.9%
% of FP17s for the same patient ID Re-attending within 3 months - Adults	404	4,146	9.7%	14.7%	15.7%	15.9%
% of FP17s for the same patient ID Re-attending between 3 & 9 months - Children	589	1,235	47.7%	60.5%	60.6%	58.1%
% of FP17s for the same patient ID Re-attending between 3 & 9 months - Adults	1,745	4,146	42.1%	52.1%	52.0%	50.6%
% of FP17s for Band 1 Urgent Courses	351	4,928	7.1%	9.9%	9.6%	9.1%
% of FP17s Relating to Free Repair or Replacements	40	4,928	0.8%	0.6%	0.7%	0.8%
% of FP17s Relating to Continuations	71	4,928	1.4%	1.1%	1.0%	1.1%
% of Patients satisfied with the dentistry they have received	13	15	86.7%	92.2%	91.6%	91.4%
% of Patients satisfied with the time they had to wait for an appointment	8	15	53.3%	87.8%	87.9%	87.7%

* This is based on patients treated on this contract for their most recent course of treatment. Figures in italics indicate the base number of FP17s or Patient Questionnaire responses are less than 100. N/A is shown where the base number of responses is less than 10 during the period. % is calculated as Quantity/Base number*100

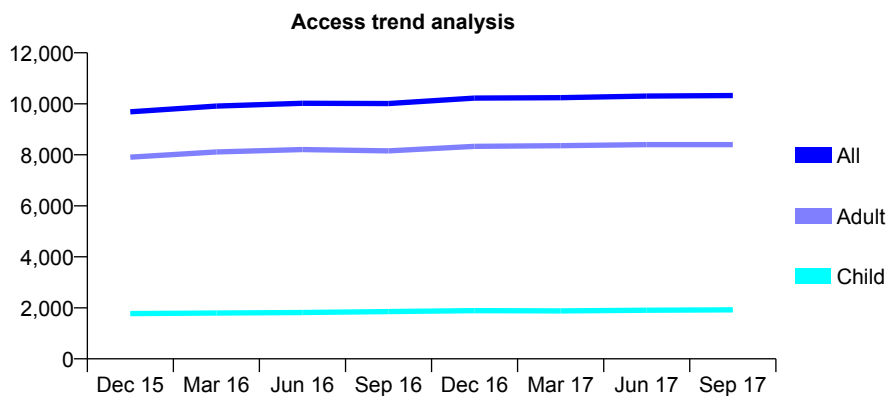
Q70 - Vital Signs At a Glance Contract Report for 101338/0047 - September 2017

Name or company name	Whitecross Dental Care Limited
Contract type name	GDS Contract
Purpose of contract	General
Contract start date	01/04/2007
Contract end date	

17/18 Contracted general activity (UDA)	34,779
Carry forward general activity (UDA)	1,321
17/18 Contracted orthodontic activity (UOA)	0
Carry forward orthodontic activity (UOA)	0
Baseline contract value	£1,016,283.85

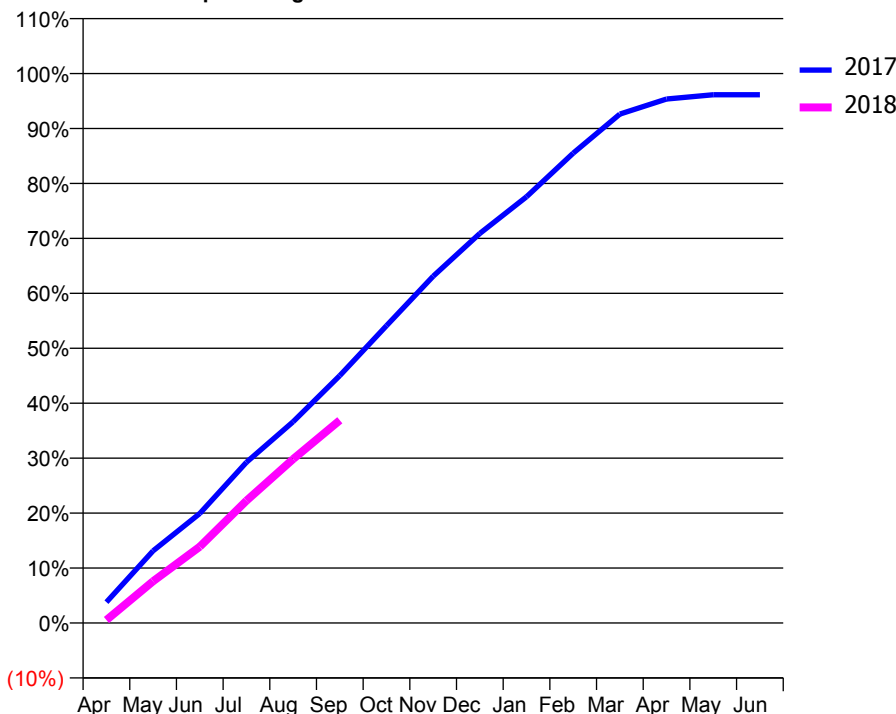
ACCESS*

Patients seen in 24 months	Total	Change since previous quarter
Quarter ending September 2016	10,008	
Quarter ending December 2016	10,225	↑
Quarter ending March 2017	10,239	→
Quarter ending June 2017	10,304	→
Quarter ending September 2017	10,322	→
Variance since September 2016	3.1%	↑



ACTIVITY

Cumulative percentage of contracted UDA delivered 2017 & 2018



Month	Adjusted Scheduled Activity (UDA)	
	2017	2018
April	1,302	194
May	4,498	2,642
June	6,825	4,834
July	10,021	7,742
August	12,546	10,379
September	15,418	12,835
October	18,533	
November	21,617	
December	24,287	
January	26,566	
February	29,289	
March	31,718	
April	32,660	
May	32,926	
June	32,930	

QUALITY

	Quantity	Base Number	Contract	AT	Region	England
% of FP17s for the same patient ID Re-attending within 3 months - Children	79	1,237	6.4%	10.1%	11.4%	11.9%
% of FP17s for the same patient ID Re-attending within 3 months - Adults	787	5,214	15.1%	14.7%	15.7%	15.9%
% of FP17s for the same patient ID Re-attending between 3 & 9 months - Children	641	1,237	51.8%	60.5%	60.6%	58.1%
% of FP17s for the same patient ID Re-attending between 3 & 9 months - Adults	2,570	5,214	49.3%	52.1%	52.0%	50.6%
% of FP17s for Band 1 Urgent Courses	401	5,926	6.8%	9.9%	9.6%	9.1%
% of FP17s Relating to Free Repair or Replacements	50	5,926	0.8%	0.6%	0.7%	0.8%
% of FP17s Relating to Continuations	205	5,926	3.5%	1.1%	1.0%	1.1%
% of Patients satisfied with the dentistry they have received	20	23	87.0%	92.2%	91.6%	91.4%
% of Patients satisfied with the time they had to wait for an appointment	15	23	65.2%	87.8%	87.9%	87.7%

* This is based on patients treated on this contract for their most recent course of treatment. Figures in italics indicate the base number of FP17s or Patient Questionnaire responses are less than 100. N/A is shown where the base number of responses is less than 10 during the period. % is calculated as Quantity/Base number*100

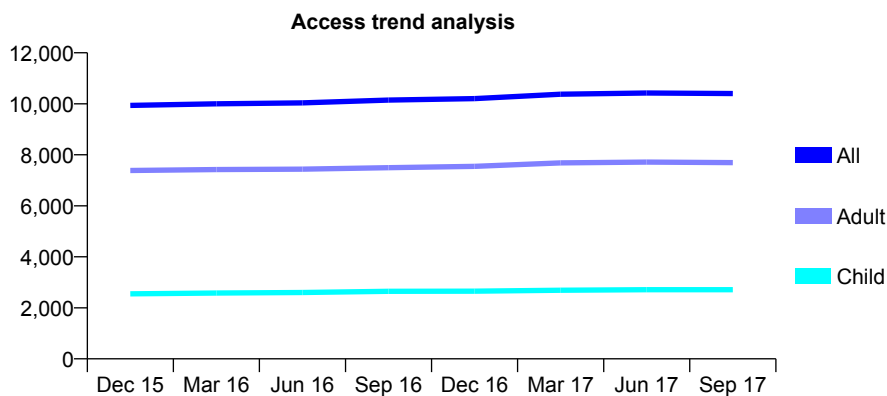
Q70 - Vital Signs At a Glance Contract Report for 101338/0070 - September 2017

Name or company name	Whitecross Dental Care Limited
Contract type name	GDS Contract
Purpose of contract	General
Contract start date	01/11/2008
Contract end date	

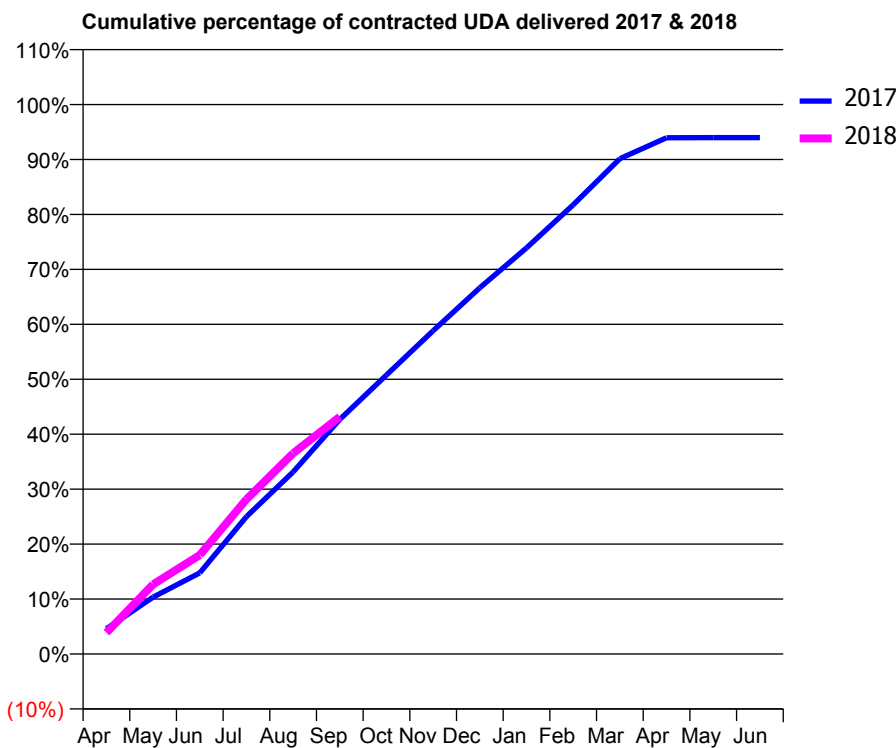
17/18 Contracted general activity (UDA)	29,000
Carry forward general activity (UDA)	0
17/18 Contracted orthodontic activity (UOA)	0
Carry forward orthodontic activity (UOA)	0
Baseline contract value	£695,157.88

ACCESS*

Patients seen in 24 months	Total	Change since previous quarter
Quarter ending September 2016	10,146	
Quarter ending December 2016	10,202	→
Quarter ending March 2017	10,376	→
Quarter ending June 2017	10,425	→
Quarter ending September 2017	10,404	→
Variance since September 2016	2.5%	↑



ACTIVITY



Month	Adjusted Scheduled Activity (UDA)	
	2017	2018
April	1,325	1,131
May	2,977	3,675
June	4,245	5,227
July	7,187	8,170
August	9,528	10,593
September	12,273	12,526
October	14,600	
November	16,916	
December	19,164	
January	21,248	
February	23,501	
March	25,918	
April	27,009	
May	27,018	
June	27,018	

QUALITY

	Quantity	Base Number	Contract	AT	Region	England
% of FP17s for the same patient ID Re-attending within 3 months - Children	104	1,737	6.0%	10.1%	11.4%	11.9%
% of FP17s for the same patient ID Re-attending within 3 months - Adults	578	4,643	12.4%	14.7%	15.7%	15.9%
% of FP17s for the same patient ID Re-attending between 3 & 9 months - Children	935	1,737	53.8%	60.5%	60.6%	58.1%
% of FP17s for the same patient ID Re-attending between 3 & 9 months - Adults	2,378	4,643	51.2%	52.1%	52.0%	50.6%
% of FP17s for Band 1 Urgent Courses	442	5,934	7.4%	9.9%	9.6%	9.1%
% of FP17s Relating to Free Repair or Replacements	15	5,934	0.3%	0.6%	0.7%	0.8%
% of FP17s Relating to Continuations	107	5,934	1.8%	1.1%	1.0%	1.1%
% of Patients satisfied with the dentistry they have received	12	13	92.3%	92.2%	91.6%	91.4%
% of Patients satisfied with the time they had to wait for an appointment	12	13	92.3%	87.8%	87.9%	87.7%

* This is based on patients treated on this contract for their most recent course of treatment. Figures in italics indicate the base number of FP17s or Patient Questionnaire responses are less than 100. N/A is shown where the base number of responses is less than 10 during the period. % is calculated as Quantity/Base number*100

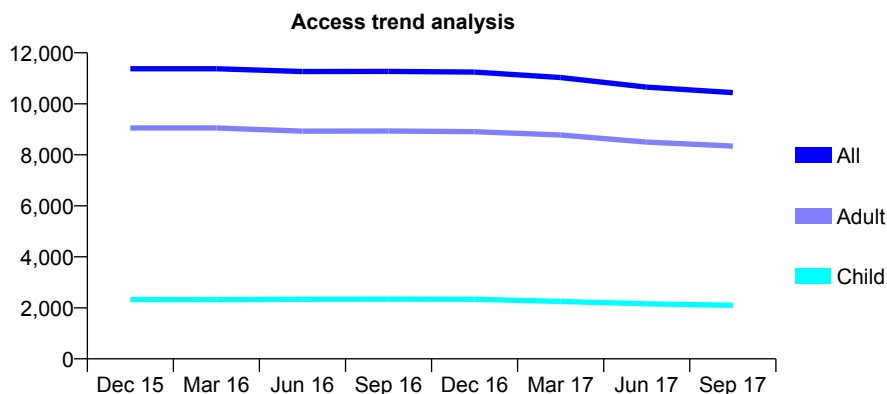
Q70 - Vital Signs At a Glance Contract Report for 101338/0072 - September 2017

Name or company name	Whitecross Dental Care Limited
Contract type name	GDS Contract
Purpose of contract	General
Contract start date	01/01/2009
Contract end date	

17/18 Contracted general activity (UDA)	40,069
Carry forward general activity (UDA)	0
17/18 Contracted orthodontic activity (UOA)	0
Carry forward orthodontic activity (UOA)	0
Baseline contract value	£1,088,080.48

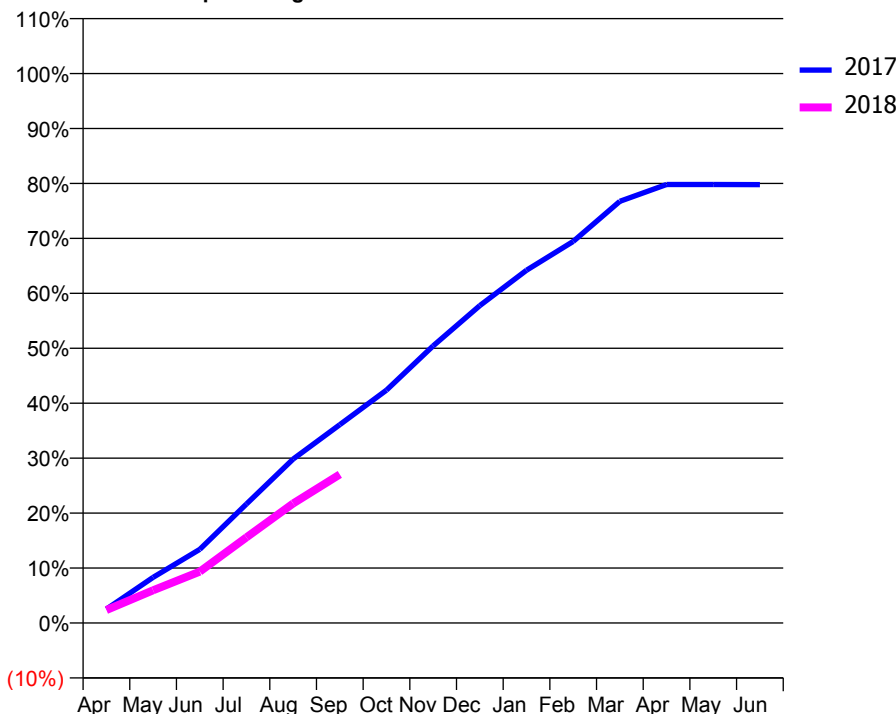
ACCESS*

Patients seen in 24 months	Total	Change since previous quarter
Quarter ending September 2016	11,271	
Quarter ending December 2016	11,243	→
Quarter ending March 2017	11,030	↓
Quarter ending June 2017	10,653	↓
Quarter ending September 2017	10,438	↓
Variance since September 2016	(7.4%)	↓



ACTIVITY

Cumulative percentage of contracted UDA delivered 2017 & 2018



Month	Adjusted Scheduled Activity (UDA)	
	2017	2018
April	1,014	944
May	3,332	2,389
June	5,376	3,751
July	8,675	6,246
August	11,954	8,720
September	14,460	10,836
October	16,978	
November	20,209	
December	23,151	
January	25,727	
February	27,824	
March	30,753	
April	31,977	
May	31,978	
June	31,970	

QUALITY

	Quantity	Base Number	Contract	AT	Region	England
% of FP17s for the same patient ID Re-attending within 3 months - Children	43	1,006	4.3%	10.1%	11.4%	11.9%
% of FP17s for the same patient ID Re-attending within 3 months - Adults	408	4,032	10.1%	14.7%	15.7%	15.9%
% of FP17s for the same patient ID Re-attending between 3 & 9 months - Children	472	1,006	46.9%	60.5%	60.6%	58.1%
% of FP17s for the same patient ID Re-attending between 3 & 9 months - Adults	1,807	4,032	44.8%	52.1%	52.0%	50.6%
% of FP17s for Band 1 Urgent Courses	459	4,621	9.9%	9.9%	9.6%	9.1%
% of FP17s Relating to Free Repair or Replacements	28	4,621	0.6%	0.6%	0.7%	0.8%
% of FP17s Relating to Continuations	55	4,621	1.2%	1.1%	1.0%	1.1%
% of Patients satisfied with the dentistry they have received	15	15	100.0%	92.2%	91.6%	91.4%
% of Patients satisfied with the time they had to wait for an appointment	14	15	93.3%	87.8%	87.9%	87.7%

* This is based on patients treated on this contract for their most recent course of treatment. Figures in italics indicate the base number of FP17s or Patient Questionnaire responses are less than 100. N/A is shown where the base number of responses is less than 10 during the period. % is calculated as Quantity/Base number*100

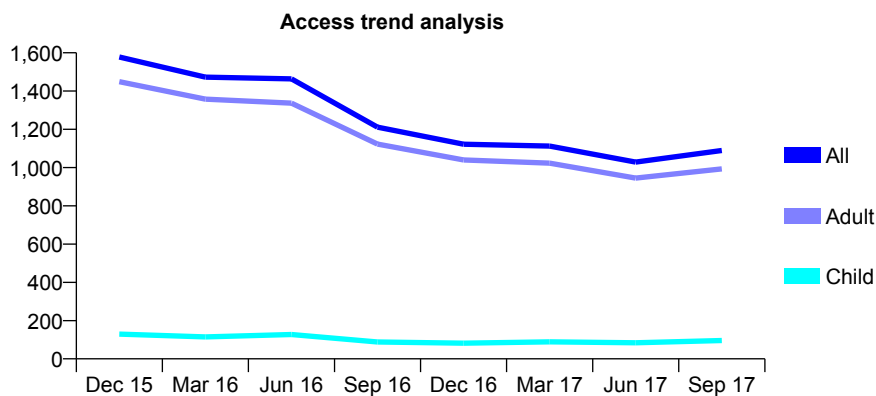
Q70 - Vital Signs At a Glance Contract Report for 101338/0073 - September 2017

Name or company name	Whitecross Dental Care Limited
Contract type name	GDS Contract
Purpose of contract	General
Contract start date	01/01/2009
Contract end date	

17/18 Contracted general activity (UDA)	6,653
Carry forward general activity (UDA)	0
17/18 Contracted orthodontic activity (UOA)	0
Carry forward orthodontic activity (UOA)	0
Baseline contract value	£183,426.91

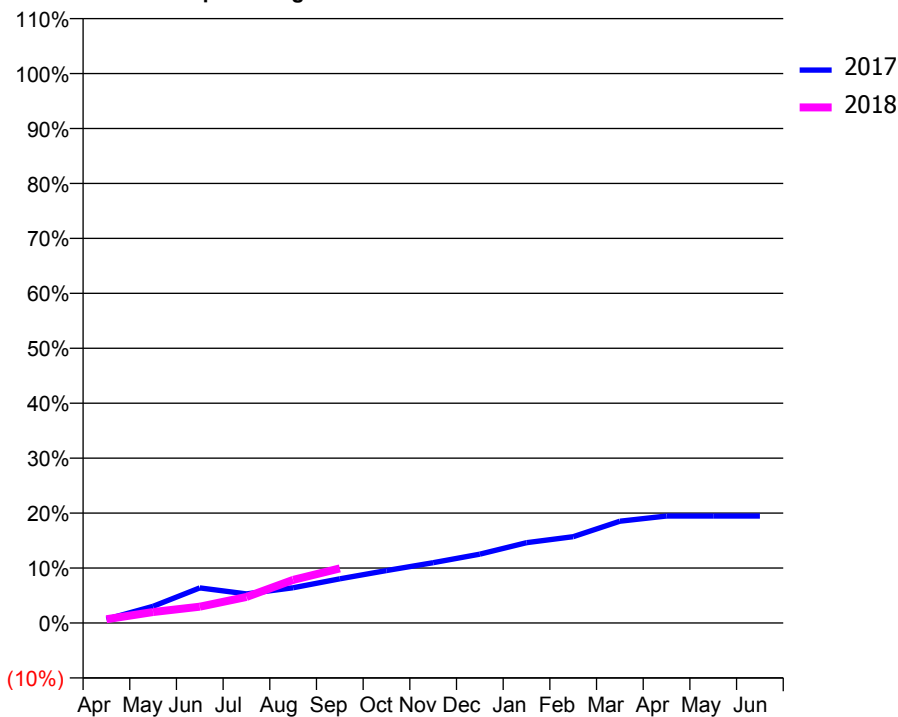
ACCESS*

Patients seen in 24 months	Total	Change since previous quarter
Quarter ending September 2016	1,211	
Quarter ending December 2016	1,122	↓
Quarter ending March 2017	1,112	→
Quarter ending June 2017	1,029	↓
Quarter ending September 2017	1,089	↑
Variance since September 2016	(10.1%)	↓



ACTIVITY

Cumulative percentage of contracted UDA delivered 2017 & 2018



Adjusted Scheduled Activity (UDA)

Month	2017	2018
April	47	47
May	203	134
June	425	198
July	352	316
August	427	522
September	535	661
October	636	
November	731	
December	834	
January	972	
February	1,045	
March	1,233	
April	1,296	
May	1,296	
June	1,296	

QUALITY

	Quantity	Base Number	Contract	AT	Region	England
% of FP17s for the same patient ID Re-attending within 3 months - Children	4	63	6.3%	10.1%	11.4%	11.9%
% of FP17s for the same patient ID Re-attending within 3 months - Adults	44	534	8.2%	14.7%	15.7%	15.9%
% of FP17s for the same patient ID Re-attending between 3 & 9 months - Children	3	63	4.8%	60.5%	60.6%	58.1%
% of FP17s for the same patient ID Re-attending between 3 & 9 months - Adults	31	534	5.8%	52.1%	52.0%	50.6%
% of FP17s for Band 1 Urgent Courses	513	545	94.1%	9.9%	9.6%	9.1%
% of FP17s Relating to Free Repair or Replacements	0	545	0.0%	0.6%	0.7%	0.8%
% of FP17s Relating to Continuations	0	545	0.0%	1.1%	1.0%	1.1%
% of Patients satisfied with the dentistry they have received	0	1	N/A	92.2%	91.6%	91.4%
% of Patients satisfied with the time they had to wait for an appointment	0	1	N/A	87.8%	87.9%	87.7%

* This is based on patients treated on this contract for their most recent course of treatment. Figures in italics indicate the base number of FP17s or Patient Questionnaire responses are less than 100. N/A is shown where the base number of responses is less than 10 during the period. % is calculated as Quantity/Base number*100

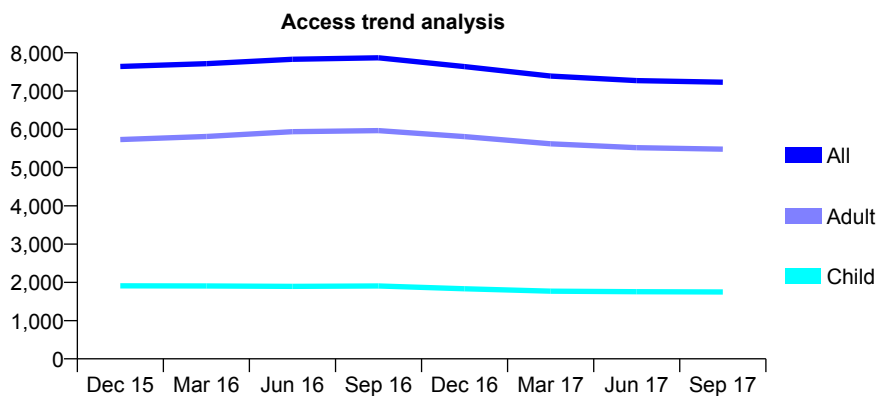
Q70 - Vital Signs At a Glance Contract Report for 101338/0076 - September 2017

Name or company name	Whitecross Dental Care Limited
Contract type name	GDS Contract
Purpose of contract	General
Contract start date	01/02/2009
Contract end date	

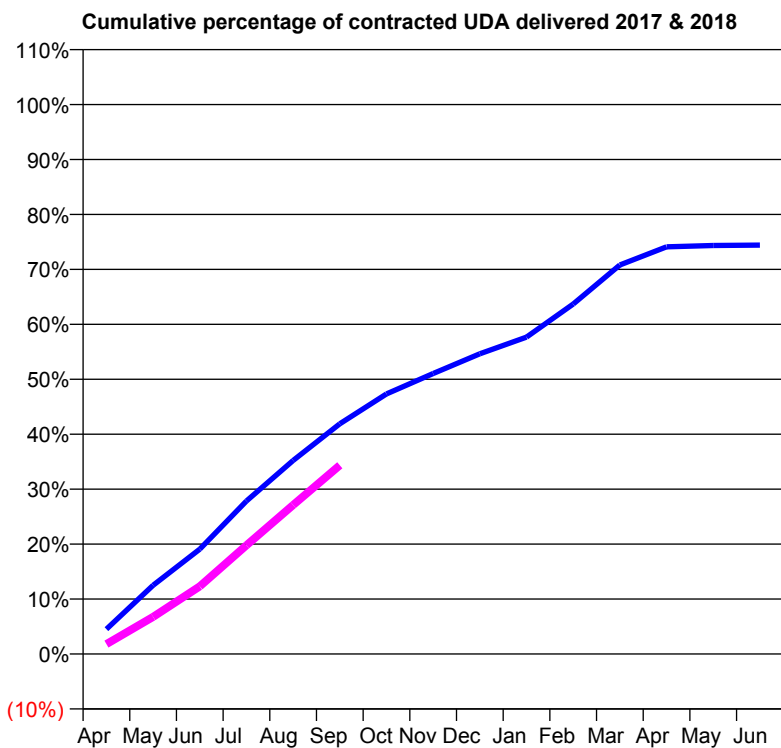
17/18 Contracted general activity (UDA)	23,464
Carry forward general activity (UDA)	0
17/18 Contracted orthodontic activity (UOA)	0
Carry forward orthodontic activity (UOA)	0
Baseline contract value	£546,515.53

ACCESS*

Patients seen in 24 months	Total	Change since previous quarter
Quarter ending September 2016	7,869	
Quarter ending December 2016	7,639	↓
Quarter ending March 2017	7,391	↓
Quarter ending June 2017	7,274	↓
Quarter ending September 2017	7,230	→
Variance since September 2016	(8.1%)	↓



ACTIVITY



Month	Adjusted Scheduled Activity (UDA)	
	2017	2018
April	1,061	424
May	2,926	1,587
June	4,465	2,890
July	6,518	4,645
August	8,243	6,363
September	9,803	8,061
October	11,077	
November	11,946	
December	12,786	
January	13,496	
February	14,902	
March	16,566	
April	17,340	
May	17,396	
June	17,416	

QUALITY

	Quantity	Base Number	Contract	AT	Region	England
% of FP17s for the same patient ID Re-attending within 3 months - Children	55	1,198	4.6%	10.1%	11.4%	11.9%
% of FP17s for the same patient ID Re-attending within 3 months - Adults	390	3,276	11.9%	14.7%	15.7%	15.9%
% of FP17s for the same patient ID Re-attending between 3 & 9 months - Children	585	1,198	48.8%	60.5%	60.6%	58.1%
% of FP17s for the same patient ID Re-attending between 3 & 9 months - Adults	1,482	3,276	45.2%	52.1%	52.0%	50.6%
% of FP17s for Band 1 Urgent Courses	311	4,136	7.5%	9.9%	9.6%	9.1%
% of FP17s Relating to Free Repair or Replacements	10	4,136	0.2%	0.6%	0.7%	0.8%
% of FP17s Relating to Continuations	61	4,136	1.5%	1.1%	1.0%	1.1%
% of Patients satisfied with the dentistry they have received	12	13	92.3%	92.2%	91.6%	91.4%
% of Patients satisfied with the time they had to wait for an appointment	11	13	84.6%	87.8%	87.9%	87.7%

* This is based on patients treated on this contract for their most recent course of treatment. Figures in italics indicate the base number of FP17s or Patient Questionnaire responses are less than 100. N/A is shown where the base number of responses is less than 10 during the period. % is calculated as Quantity/Base number*100

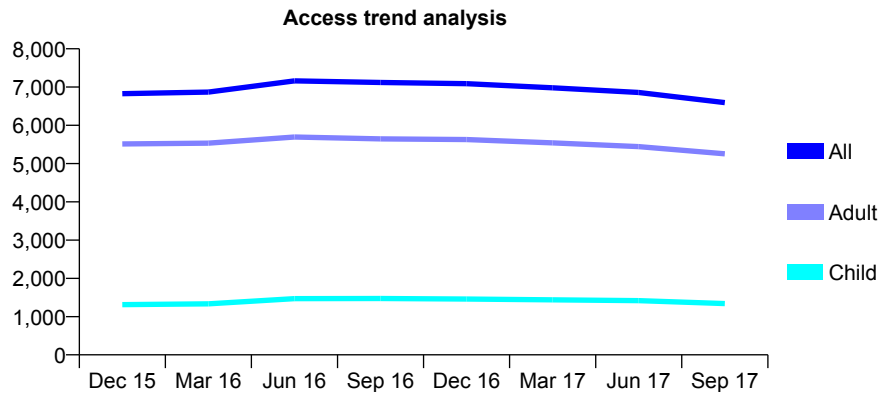
Q70 - Vital Signs At a Glance Contract Report for 101338/0094 - September 2017

Name or company name	Whitecross Dental Care Limited
Contract type name	GDS Contract
Purpose of contract	General
Contract start date	14/09/2009
Contract end date	

17/18 Contracted general activity (UDA)	20,000
Carry forward general activity (UDA)	0
17/18 Contracted orthodontic activity (UOA)	0
Carry forward orthodontic activity (UOA)	0
Baseline contract value	£553,205.56

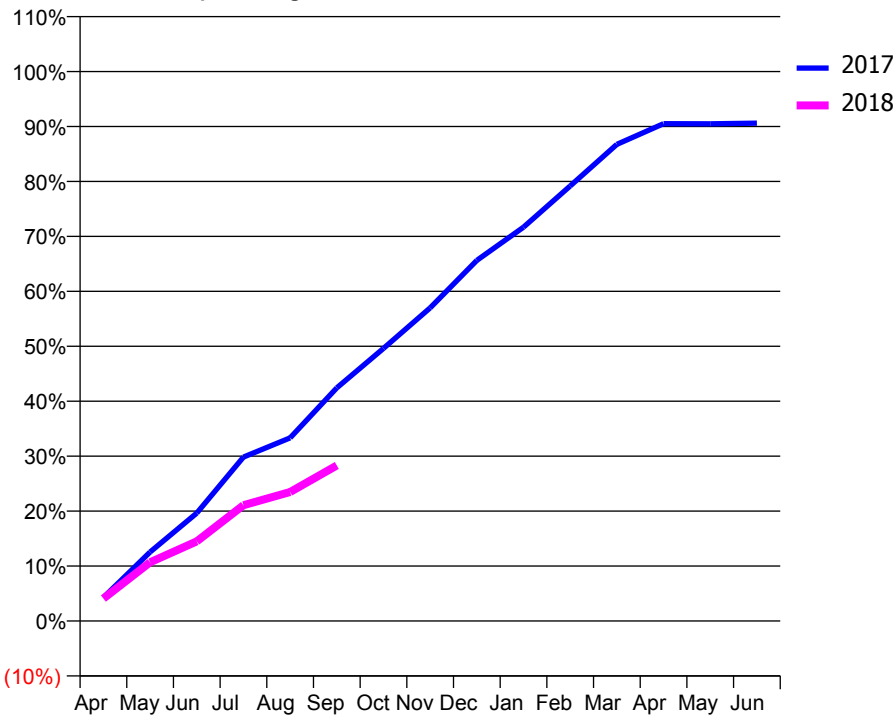
ACCESS*

Patients seen in 24 months	Total	Change since previous quarter
Quarter ending September 2016	7,121	
Quarter ending December 2016	7,087	→
Quarter ending March 2017	6,981	↓
Quarter ending June 2017	6,860	↓
Quarter ending September 2017	6,595	↓
Variance since September 2016	(7.4%)	↓



ACTIVITY

Cumulative percentage of contracted UDA delivered 2017 & 2018



Month	Adjusted Scheduled Activity (UDA)	
	2017	2018
April	855	816
May	2,512	2,138
June	3,929	2,902
July	5,966	4,217
August	6,666	4,695
September	8,484	5,663
October	9,921	
November	11,400	
December	13,126	
January	14,332	
February	15,836	
March	17,347	
April	18,099	
May	18,096	
June	18,122	

QUALITY

	Quantity	Base Number	Contract	AT	Region	England
% of FP17s for the same patient ID Re-attending within 3 months - Children	20	540	3.7%	10.1%	11.4%	11.9%
% of FP17s for the same patient ID Re-attending within 3 months - Adults	219	2,142	10.2%	14.7%	15.7%	15.9%
% of FP17s for the same patient ID Re-attending between 3 & 9 months - Children	188	540	34.8%	60.5%	60.6%	58.1%
% of FP17s for the same patient ID Re-attending between 3 & 9 months - Adults	679	2,142	31.7%	52.1%	52.0%	50.6%
% of FP17s for Band 1 Urgent Courses	163	2,413	6.8%	9.9%	9.6%	9.1%
% of FP17s Relating to Free Repair or Replacements	10	2,413	0.4%	0.6%	0.7%	0.8%
% of FP17s Relating to Continuations	46	2,413	1.9%	1.1%	1.0%	1.1%
% of Patients satisfied with the dentistry they have received	7	8	N/A	92.2%	91.6%	91.4%
% of Patients satisfied with the time they had to wait for an appointment	7	8	N/A	87.8%	87.9%	87.7%

* This is based on patients treated on this contract for their most recent course of treatment. Figures in italics indicate the base number of FP17s or Patient Questionnaire responses are less than 100. N/A is shown where the base number of responses is less than 10 during the period. % is calculated as Quantity/Base number*100

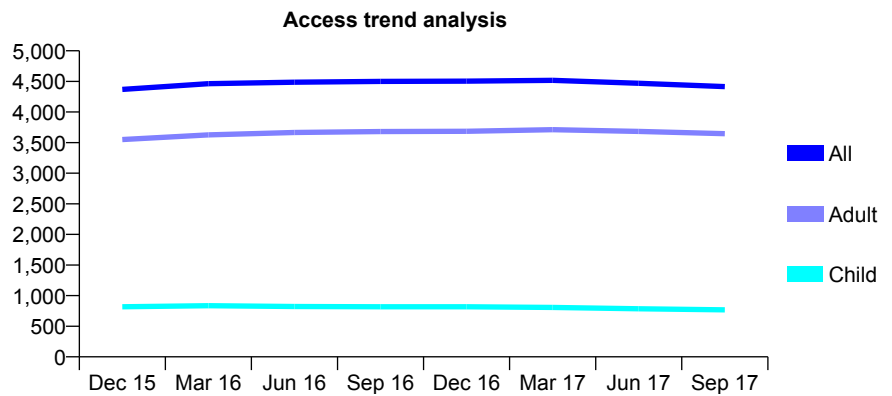
Q70 - Vital Signs At a Glance Contract Report for 101338/0095 - September 2017

Name or company name	Whitecross Dental Care Limited
Contract type name	GDS Contract
Purpose of contract	General
Contract start date	02/09/2009
Contract end date	

17/18 Contracted general activity (UDA)	12,000
Carry forward general activity (UDA)	0
17/18 Contracted orthodontic activity (UOA)	0
Carry forward orthodontic activity (UOA)	0
Baseline contract value	£331,923.35

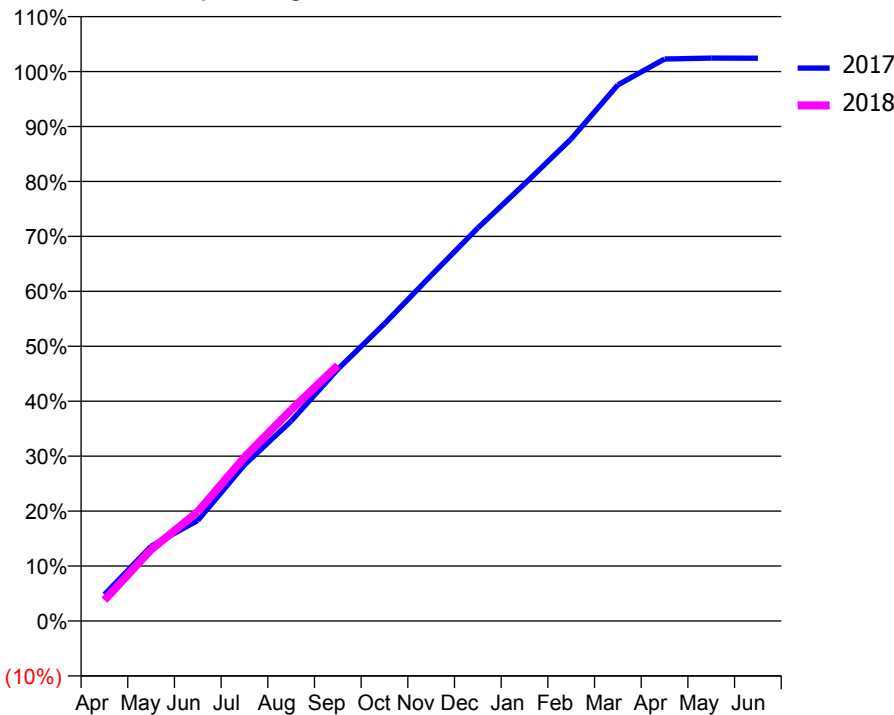
ACCESS*

Patients seen in 24 months	Total	Change since previous quarter
Quarter ending September 2016	4,500	
Quarter ending December 2016	4,504	→
Quarter ending March 2017	4,518	→
Quarter ending June 2017	4,470	↓
Quarter ending September 2017	4,415	↓
Variance since September 2016	(1.9%)	↓



ACTIVITY

Cumulative percentage of contracted UDA delivered 2017 & 2018



Month	Adjusted Scheduled Activity (UDA)	
	2017	2018
April	579	455
May	1,633	1,561
June	2,197	2,385
July	3,412	3,579
August	4,367	4,611
September	5,499	5,580
October	6,493	
November	7,546	
December	8,582	
January	9,545	
February	10,528	
March	11,706	
April	12,273	
May	12,294	
June	12,292	

QUALITY

	Quantity	Base Number	Contract	AT	Region	England
% of FP17s for the same patient ID Re-attending within 3 months - Children	22	540	4.1%	10.1%	11.4%	11.9%
% of FP17s for the same patient ID Re-attending within 3 months - Adults	183	2,226	8.2%	14.7%	15.7%	15.9%
% of FP17s for the same patient ID Re-attending between 3 & 9 months - Children	309	540	57.2%	60.5%	60.6%	58.1%
% of FP17s for the same patient ID Re-attending between 3 & 9 months - Adults	525	2,226	23.6%	52.1%	52.0%	50.6%
% of FP17s for Band 1 Urgent Courses	150	2,551	5.9%	9.9%	9.6%	9.1%
% of FP17s Relating to Free Repair or Replacements	4	2,551	0.2%	0.6%	0.7%	0.8%
% of FP17s Relating to Continuations	23	2,551	0.9%	1.1%	1.0%	1.1%
% of Patients satisfied with the dentistry they have received	10	10	100.0%	92.2%	91.6%	91.4%
% of Patients satisfied with the time they had to wait for an appointment	8	10	80.0%	87.8%	87.9%	87.7%

* This is based on patients treated on this contract for their most recent course of treatment. Figures in italics indicate the base number of FP17s or Patient Questionnaire responses are less than 100. N/A is shown where the base number of responses is less than 10 during the period. % is calculated as Quantity/Base number*100

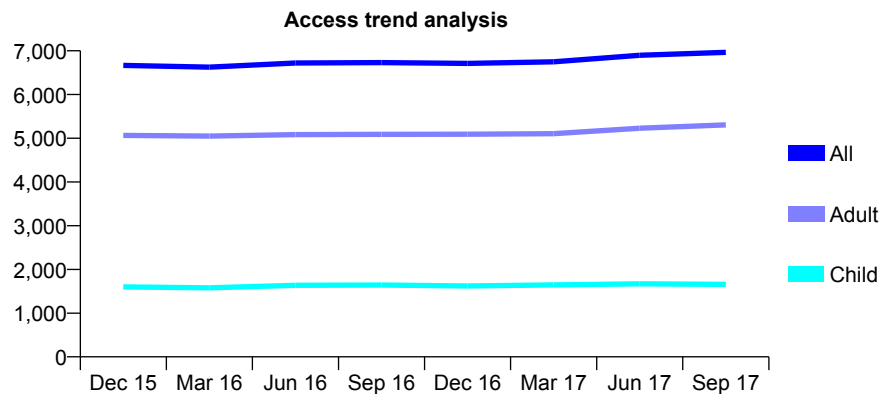
Q70 - Vital Signs At a Glance Contract Report for 101338/0096 - September 2017

Name or company name	Whitecross Dental Care Limited
Contract type name	GDS Contract
Purpose of contract	General
Contract start date	01/09/2009
Contract end date	

17/18 Contracted general activity (UDA)	25,081
Carry forward general activity (UDA)	0
17/18 Contracted orthodontic activity (UOA)	0
Carry forward orthodontic activity (UOA)	0
Baseline contract value	£674,310.23

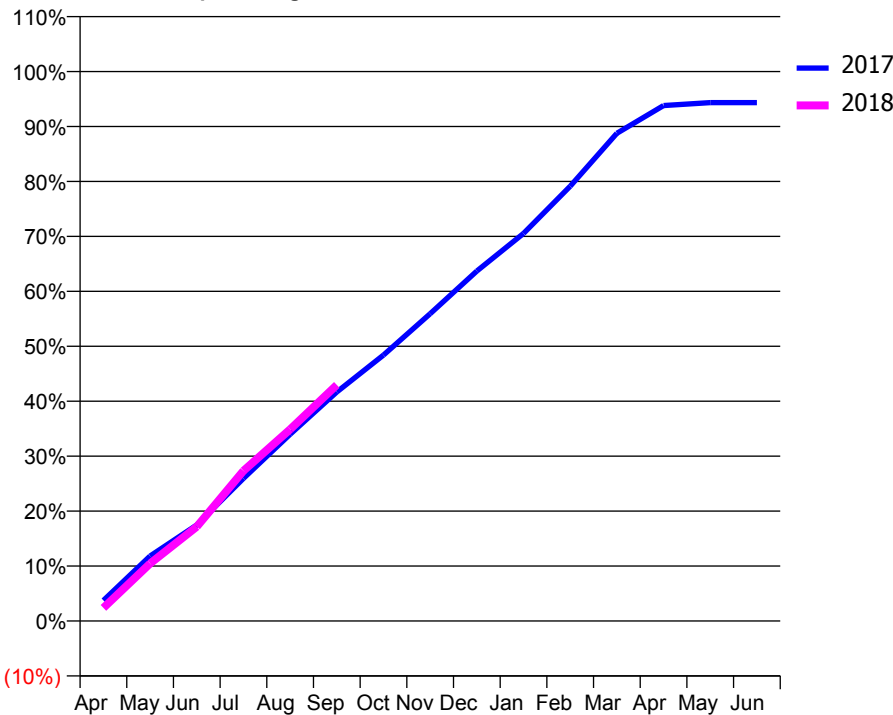
ACCESS*

Patients seen in 24 months	Total	Change since previous quarter
Quarter ending September 2016	6,731	
Quarter ending December 2016	6,712	→
Quarter ending March 2017	6,749	→
Quarter ending June 2017	6,898	↑
Quarter ending September 2017	6,965	→
Variance since September 2016	3.5%	↑



ACTIVITY

Cumulative percentage of contracted UDA delivered 2017 & 2018



Month	Adjusted Scheduled Activity (UDA)	
	2017	2018
April	882	597
May	2,790	2,625
June	4,123	4,305
July	6,119	6,854
August	8,015	8,750
September	9,830	10,777
October	11,416	
November	13,188	
December	15,023	
January	16,632	
February	18,658	
March	20,930	
April	22,123	
May	22,247	
June	22,246	

QUALITY

	Quantity	Base Number	Contract	AT	Region	England
% of FP17s for the same patient ID Re-attending within 3 months - Children	91	1,158	7.9%	10.1%	11.4%	11.9%
% of FP17s for the same patient ID Re-attending within 3 months - Adults	419	3,772	11.1%	14.7%	15.7%	15.9%
% of FP17s for the same patient ID Re-attending between 3 & 9 months - Children	612	1,158	52.8%	60.5%	60.6%	58.1%
% of FP17s for the same patient ID Re-attending between 3 & 9 months - Adults	2,070	3,772	54.9%	52.1%	52.0%	50.6%
% of FP17s for Band 1 Urgent Courses	540	4,508	12.0%	9.9%	9.6%	9.1%
% of FP17s Relating to Free Repair or Replacements	39	4,508	0.9%	0.6%	0.7%	0.8%
% of FP17s Relating to Continuations	55	4,508	1.2%	1.1%	1.0%	1.1%
% of Patients satisfied with the dentistry they have received	15	17	88.2%	92.2%	91.6%	91.4%
% of Patients satisfied with the time they had to wait for an appointment	14	17	82.4%	87.8%	87.9%	87.7%

* This is based on patients treated on this contract for their most recent course of treatment. Figures in italics indicate the base number of FP17s or Patient Questionnaire responses are less than 100. N/A is shown where the base number of responses is less than 10 during the period. % is calculated as Quantity/Base number*100

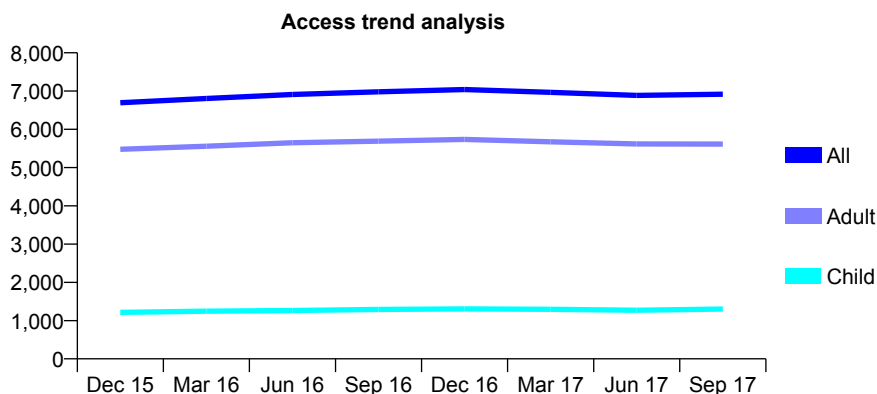
Q70 - Vital Signs At a Glance Contract Report for 101338/0129 - September 2017

Name or company name	Whitecross Dental Care Limited
Contract type name	GDS Contract
Purpose of contract	General
Contract start date	25/10/2010
Contract end date	

17/18 Contracted general activity (UDA)	21,000
Carry forward general activity (UDA)	503
17/18 Contracted orthodontic activity (UOA)	0
Carry forward orthodontic activity (UOA)	0
Baseline contract value	£495,540.34

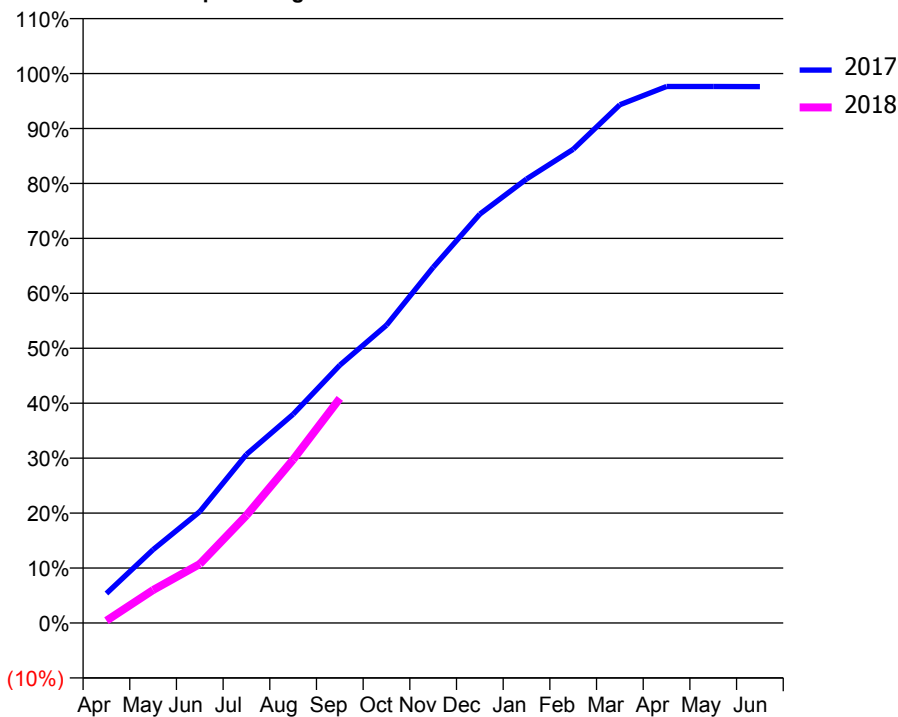
ACCESS*

Patients seen in 24 months	Total	Change since previous quarter
Quarter ending September 2016	6,981	
Quarter ending December 2016	7,041	→
Quarter ending March 2017	6,968	↓
Quarter ending June 2017	6,888	↓
Quarter ending September 2017	6,916	→
Variance since September 2016	(0.9%)	→



ACTIVITY

Cumulative percentage of contracted UDA delivered 2017 & 2018



Adjusted Scheduled Activity (UDA)

Month	2017	2018
April	1,129	90
May	2,803	1,260
June	4,260	2,255
July	6,442	4,117
August	7,979	6,246
September	9,851	8,582
October	11,382	
November	13,594	
December	15,627	
January	16,966	
February	18,105	
March	19,804	
April	20,503	
May	20,504	
June	20,497	

QUALITY

	Quantity	Base Number	Contract	AT	Region	England
% of FP17s for the same patient ID Re-attending within 3 months - Children	53	925	5.7%	10.1%	11.4%	11.9%
% of FP17s for the same patient ID Re-attending within 3 months - Adults	443	3,585	12.4%	14.7%	15.7%	15.9%
% of FP17s for the same patient ID Re-attending between 3 & 9 months - Children	500	925	54.1%	60.5%	60.6%	58.1%
% of FP17s for the same patient ID Re-attending between 3 & 9 months - Adults	1,703	3,585	47.5%	52.1%	52.0%	50.6%
% of FP17s for Band 1 Urgent Courses	286	4,180	6.8%	9.9%	9.6%	9.1%
% of FP17s Relating to Free Repair or Replacements	43	4,180	1.0%	0.6%	0.7%	0.8%
% of FP17s Relating to Continuations	64	4,180	1.5%	1.1%	1.0%	1.1%
% of Patients satisfied with the dentistry they have received	7	7	N/A	92.2%	91.6%	91.4%
% of Patients satisfied with the time they had to wait for an appointment	7	7	N/A	87.8%	87.9%	87.7%

* This is based on patients treated on this contract for their most recent course of treatment. Figures in italics indicate the base number of FP17s or Patient Questionnaire responses are less than 100. N/A is shown where the base number of responses is less than 10 during the period. % is calculated as Quantity/Base number*100

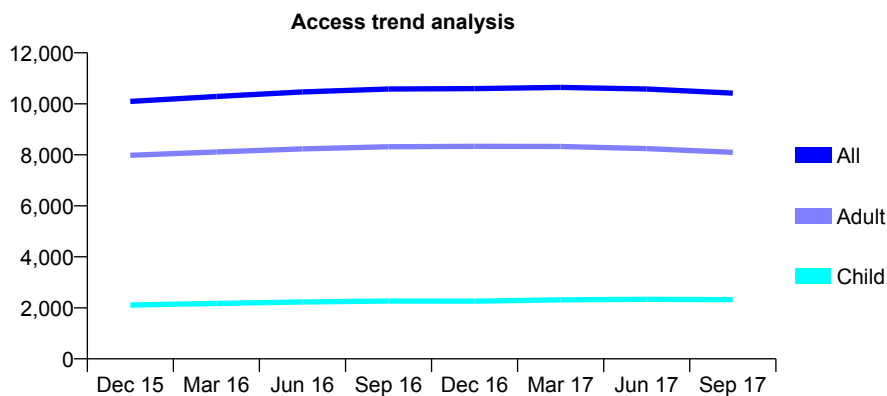
Q70 - Vital Signs At a Glance Contract Report for 101338/0132 - September 2017

Name or company name	Whitecross Dental Care Limited
Contract type name	GDS Contract
Purpose of contract	General
Contract start date	01/09/2011
Contract end date	

17/18 Contracted general activity (UDA)	27,993
Carry forward general activity (UDA)	0
17/18 Contracted orthodontic activity (UOA)	0
Carry forward orthodontic activity (UOA)	0
Baseline contract value	£752,864.44

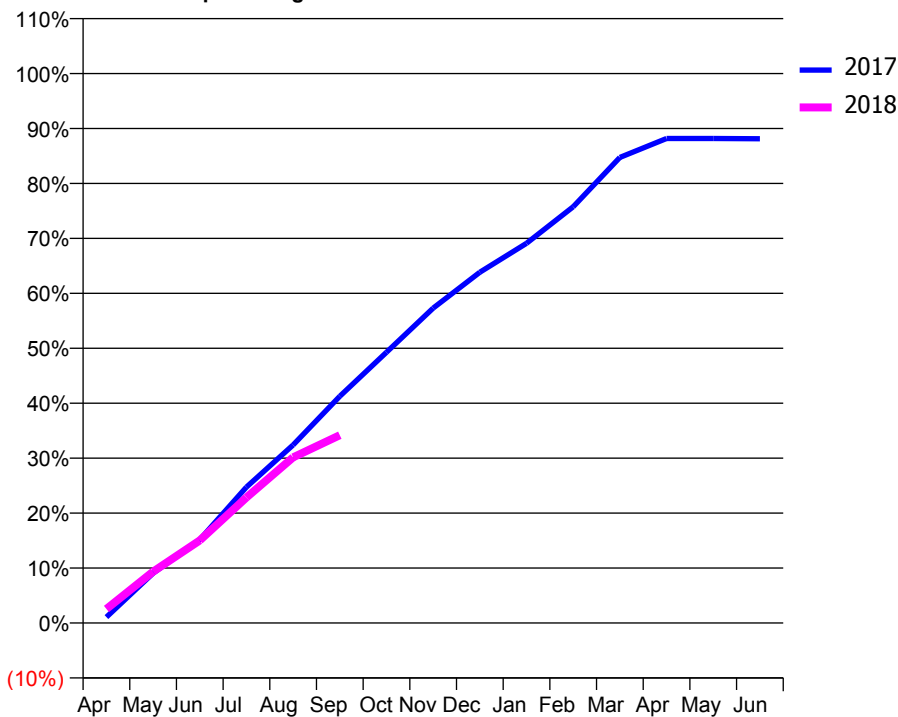
ACCESS*

Patients seen in 24 months	Total	Change since previous quarter
Quarter ending September 2016	10,582	
Quarter ending December 2016	10,596	→
Quarter ending March 2017	10,641	→
Quarter ending June 2017	10,582	→
Quarter ending September 2017	10,420	↓
Variance since September 2016	(1.5%)	↓



ACTIVITY

Cumulative percentage of contracted UDA delivered 2017 & 2018



Month	Adjusted Scheduled Activity (UDA)	
	2017	2018
April	302	716
May	2,536	2,617
June	4,246	4,211
July	6,926	6,394
August	9,075	8,441
September	11,549	9,565
October	13,794	
November	16,040	
December	17,871	
January	19,343	
February	21,202	
March	23,721	
April	24,686	
May	24,681	
June	24,669	

QUALITY

	Quantity	Base Number	Contract	AT	Region	England
% of FP17s for the same patient ID Re-attending within 3 months - Children	76	1,494	5.1%	10.1%	11.4%	11.9%
% of FP17s for the same patient ID Re-attending within 3 months - Adults	412	4,333	9.5%	14.7%	15.7%	15.9%
% of FP17s for the same patient ID Re-attending between 3 & 9 months - Children	873	1,494	58.4%	60.5%	60.6%	58.1%
% of FP17s for the same patient ID Re-attending between 3 & 9 months - Adults	1,734	4,333	40.0%	52.1%	52.0%	50.6%
% of FP17s for Band 1 Urgent Courses	501	5,352	9.4%	9.9%	9.6%	9.1%
% of FP17s Relating to Free Repair or Replacements	25	5,352	0.5%	0.6%	0.7%	0.8%
% of FP17s Relating to Continuations	47	5,352	0.9%	1.1%	1.0%	1.1%
% of Patients satisfied with the dentistry they have received	16	20	80.0%	92.2%	91.6%	91.4%
% of Patients satisfied with the time they had to wait for an appointment	15	20	75.0%	87.8%	87.9%	87.7%

* This is based on patients treated on this contract for their most recent course of treatment. Figures in italics indicate the base number of FP17s or Patient Questionnaire responses are less than 100. N/A is shown where the base number of responses is less than 10 during the period. % is calculated as Quantity/Base number*100

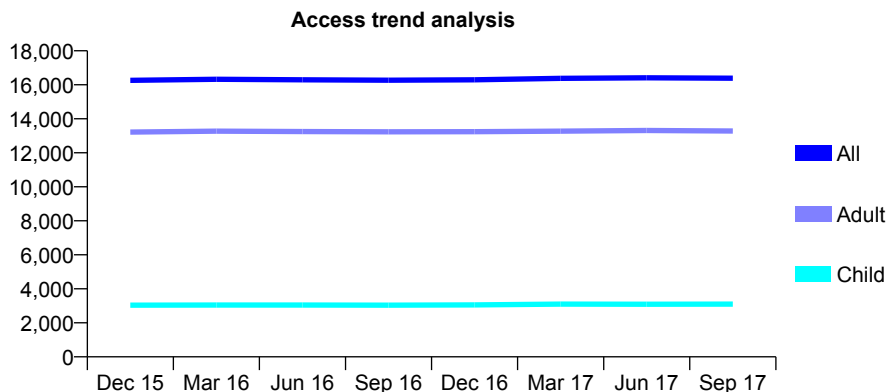
Q70 - Vital Signs At a Glance Contract Report for 101338/0133 - September 2017

Name or company name	Whitecross Dental Care Limited
Contract type name	GDS Contract
Purpose of contract	General
Contract start date	01/09/2011
Contract end date	

17/18 Contracted general activity (UDA)	42,224
Carry forward general activity (UDA)	0
17/18 Contracted orthodontic activity (UOA)	0
Carry forward orthodontic activity (UOA)	0
Baseline contract value	£1,243,746.01

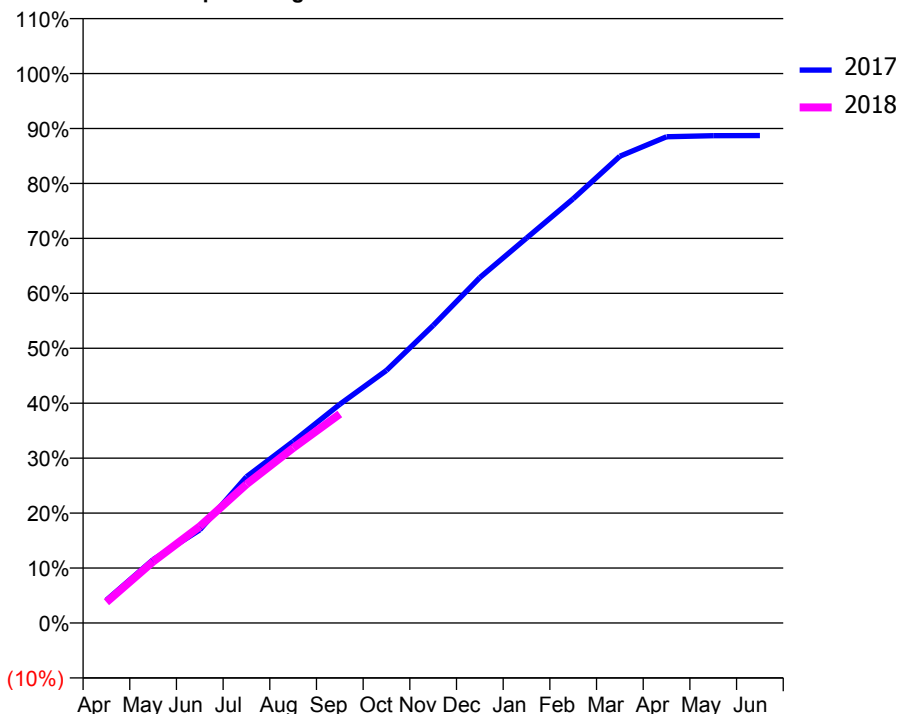
ACCESS*

Patients seen in 24 months	Total	Change since previous quarter
Quarter ending September 2016	16,273	
Quarter ending December 2016	16,298	→
Quarter ending March 2017	16,377	→
Quarter ending June 2017	16,410	→
Quarter ending September 2017	16,389	→
Variance since September 2016	0.7%	→



ACTIVITY

Cumulative percentage of contracted UDA delivered 2017 & 2018



Adjusted Scheduled Activity (UDA)

Month	2017	2018
April	1,735	1,607
May	4,804	4,716
June	7,052	7,425
July	11,072	10,660
August	13,740	13,452
September	16,557	16,057
October	19,128	
November	22,525	
December	26,156	
January	29,142	
February	32,122	
March	35,335	
April	36,815	
May	36,889	
June	36,899	

QUALITY

	Quantity	Base Number	Contract	AT	Region	England
% of FP17s for the same patient ID Re-attending within 3 months - Children	117	2,200	5.3%	10.1%	11.4%	11.9%
% of FP17s for the same patient ID Re-attending within 3 months - Adults	962	8,642	11.1%	14.7%	15.7%	15.9%
% of FP17s for the same patient ID Re-attending between 3 & 9 months - Children	1,442	2,200	65.5%	60.5%	60.6%	58.1%
% of FP17s for the same patient ID Re-attending between 3 & 9 months - Adults	4,044	8,642	46.8%	52.1%	52.0%	50.6%
% of FP17s for Band 1 Urgent Courses	699	9,374	7.5%	9.9%	9.6%	9.1%
% of FP17s Relating to Free Repair or Replacements	43	9,374	0.5%	0.6%	0.7%	0.8%
% of FP17s Relating to Continuations	100	9,374	1.1%	1.1%	1.0%	1.1%
% of Patients satisfied with the dentistry they have received	20	20	100.0%	92.2%	91.6%	91.4%
% of Patients satisfied with the time they had to wait for an appointment	19	20	95.0%	87.8%	87.9%	87.7%

* This is based on patients treated on this contract for their most recent course of treatment. Figures in italics indicate the base number of FP17s or Patient Questionnaire responses are less than 100. N/A is shown where the base number of responses is less than 10 during the period. % is calculated as Quantity/Base number*100

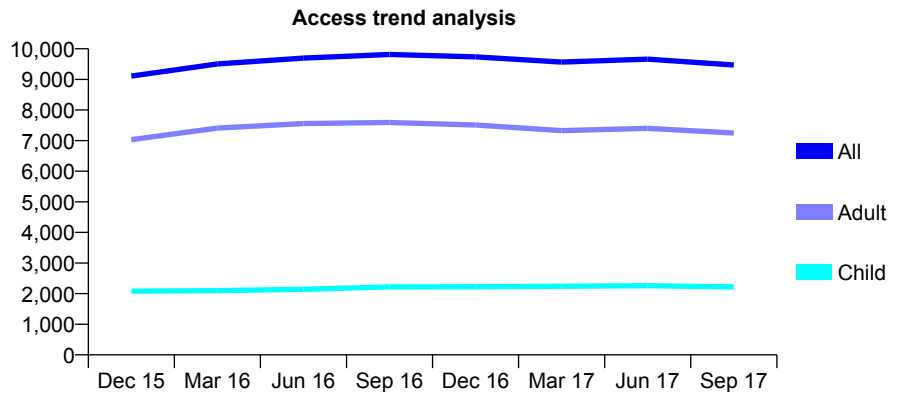
Q70 - Vital Signs At a Glance Contract Report for 101362/0039 - September 2017

Name or company name	Rodericks Dental Limited
Contract type name	GDS Contract
Purpose of contract	General
Contract start date	03/10/2011
Contract end date	

17/18 Contracted general activity (UDA)	26,613
Carry forward general activity (UDA)	0
17/18 Contracted orthodontic activity (UOA)	0
Carry forward orthodontic activity (UOA)	0
Baseline contract value	£735,193.05

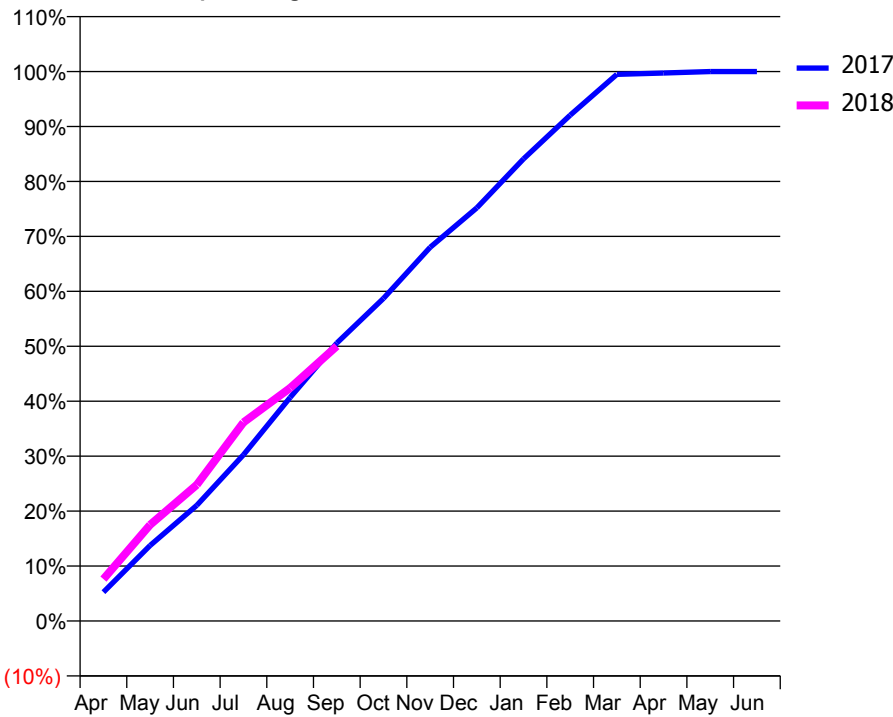
ACCESS*

Patients seen in 24 months	Total	Change since previous quarter
Quarter ending September 2016	9,815	
Quarter ending December 2016	9,735	→
Quarter ending March 2017	9,567	↓
Quarter ending June 2017	9,661	→
Quarter ending September 2017	9,469	↓
Variance since September 2016	(3.5%)	↓



ACTIVITY

Cumulative percentage of contracted UDA delivered 2017 & 2018



Adjusted Scheduled Activity (UDA)		
Month	2017	2018
April	1,401	2,033
May	3,657	4,658
June	5,602	6,599
July	8,052	9,617
August	10,824	11,285
September	13,461	13,312
October	15,627	
November	18,101	
December	20,013	
January	22,379	
February	24,500	
March	26,478	
April	26,543	
May	26,614	
June	26,614	

QUALITY

	Quantity	Base Number	Contract	AT	Region	England
% of FP17s for the same patient ID Re-attending within 3 months - Children	199	1,656	12.0%	10.1%	11.4%	11.9%
% of FP17s for the same patient ID Re-attending within 3 months - Adults	749	4,488	16.7%	14.7%	15.7%	15.9%
% of FP17s for the same patient ID Re-attending between 3 & 9 months - Children	878	1,656	53.0%	60.5%	60.6%	58.1%
% of FP17s for the same patient ID Re-attending between 3 & 9 months - Adults	1,619	4,488	36.1%	52.1%	52.0%	50.6%
% of FP17s for Band 1 Urgent Courses	1,770	6,096	29.0%	9.9%	9.6%	9.1%
% of FP17s Relating to Free Repair or Replacements	78	6,096	1.3%	0.6%	0.7%	0.8%
% of FP17s Relating to Continuations	13	6,096	0.2%	1.1%	1.0%	1.1%
% of Patients satisfied with the dentistry they have received	11	12	91.7%	92.2%	91.6%	91.4%
% of Patients satisfied with the time they had to wait for an appointment	10	12	83.3%	87.8%	87.9%	87.7%

* This is based on patients treated on this contract for their most recent course of treatment. Figures in italics indicate the base number of FP17s or Patient Questionnaire responses are less than 100. N/A is shown where the base number of responses is less than 10 during the period. % is calculated as Quantity/Base number*100

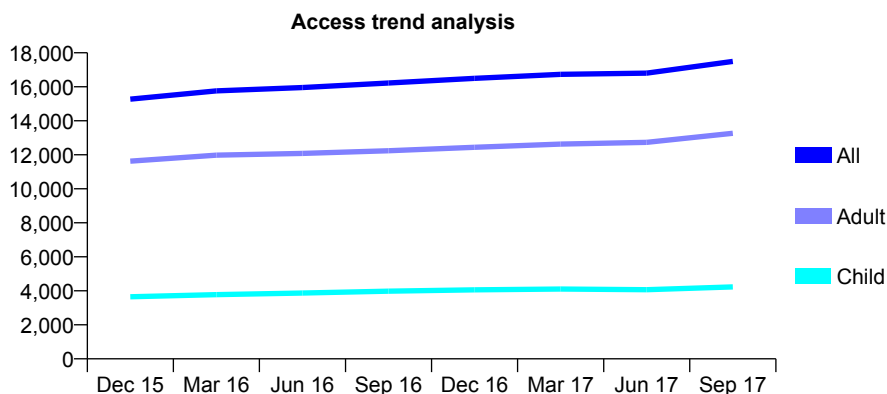
Q70 - Vital Signs At a Glance Contract Report for 101362/0043 - September 2017

Name or company name	Rodericks Dental Limited
Contract type name	GDS Contract
Purpose of contract	General
Contract start date	11/02/2012
Contract end date	

17/18 Contracted general activity (UDA)	52,655
Carry forward general activity (UDA)	1,500
17/18 Contracted orthodontic activity (UOA)	0
Carry forward orthodontic activity (UOA)	0
Baseline contract value	£1,379,814.61

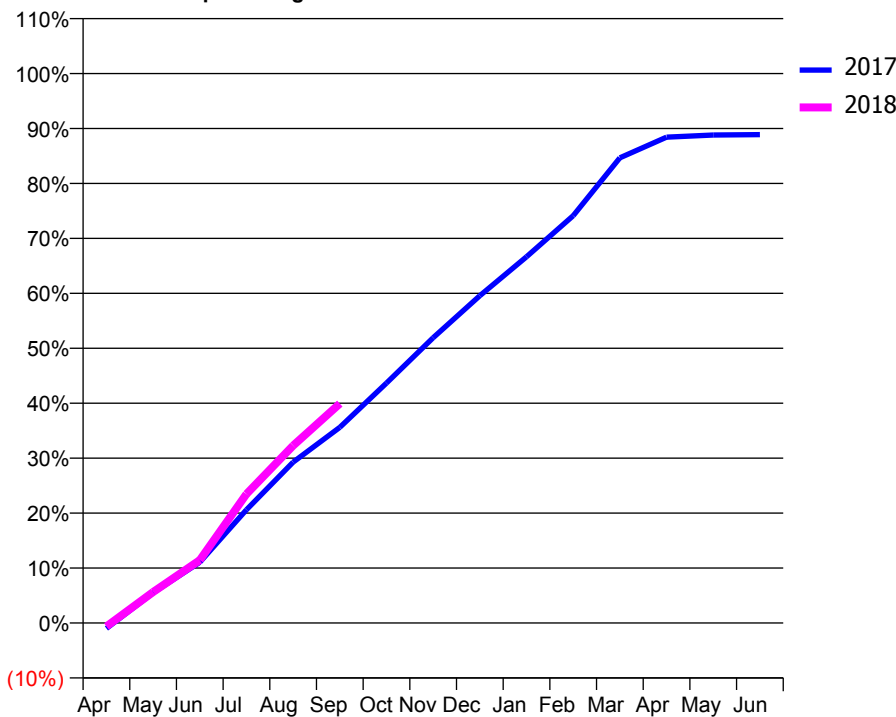
ACCESS*

Patients seen in 24 months	Total	Change since previous quarter
Quarter ending September 2016	16,222	
Quarter ending December 2016	16,497	→
Quarter ending March 2017	16,737	→
Quarter ending June 2017	16,805	→
Quarter ending September 2017	17,495	↑
Variance since September 2016	7.8%	↑



ACTIVITY

Cumulative percentage of contracted UDA delivered 2017 & 2018



Month	Adjusted Scheduled Activity (UDA)	
	2017	2018
April	-535	-338
May	2,894	2,965
June	5,824	6,021
July	10,857	12,362
August	15,421	16,999
September	18,747	21,027
October	22,991	
November	27,339	
December	31,364	
January	35,089	
February	39,035	
March	44,572	
April	46,550	
May	46,759	
June	46,792	

QUALITY

	Quantity	Base Number	Contract	AT	Region	England
% of FP17s for the same patient ID Re-attending within 3 months - Children	209	3,092	6.8%	10.1%	11.4%	11.9%
% of FP17s for the same patient ID Re-attending within 3 months - Adults	1,183	8,578	13.8%	14.7%	15.7%	15.9%
% of FP17s for the same patient ID Re-attending between 3 & 9 months - Children	1,833	3,092	59.3%	60.5%	60.6%	58.1%
% of FP17s for the same patient ID Re-attending between 3 & 9 months - Adults	4,328	8,578	50.5%	52.1%	52.0%	50.6%
% of FP17s for Band 1 Urgent Courses	1,086	10,692	10.2%	9.9%	9.6%	9.1%
% of FP17s Relating to Free Repair or Replacements	67	10,692	0.6%	0.6%	0.7%	0.8%
% of FP17s Relating to Continuations	13	10,692	0.1%	1.1%	1.0%	1.1%
% of Patients satisfied with the dentistry they have received	17	17	100.0%	92.2%	91.6%	91.4%
% of Patients satisfied with the time they had to wait for an appointment	15	17	88.2%	87.8%	87.9%	87.7%

* This is based on patients treated on this contract for their most recent course of treatment. Figures in italics indicate the base number of FP17s or Patient Questionnaire responses are less than 100. N/A is shown where the base number of responses is less than 10 during the period. % is calculated as Quantity/Base number*100

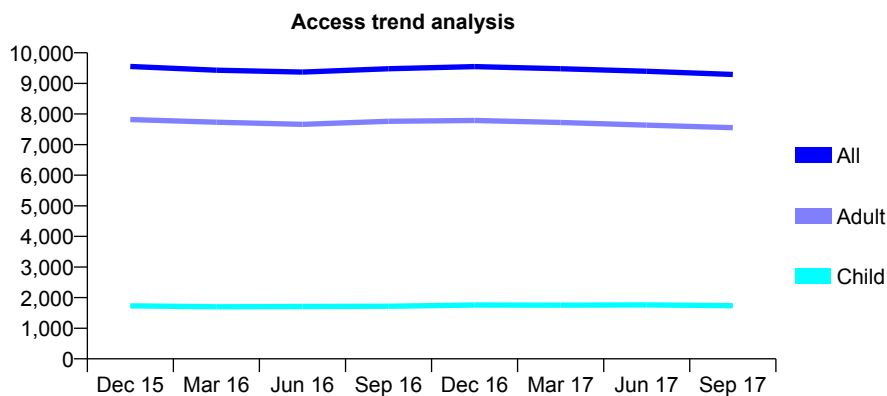
Q70 - Vital Signs At a Glance Contract Report for 101435/0008 - September 2017

Name or company name	IDH Limited
Contract type name	GDS Contract
Purpose of contract	General
Contract start date	01/04/2006
Contract end date	

17/18 Contracted general activity (UDA)	31,000
Carry forward general activity (UDA)	0
17/18 Contracted orthodontic activity (UOA)	0
Carry forward orthodontic activity (UOA)	0
Baseline contract value	£750,624.69

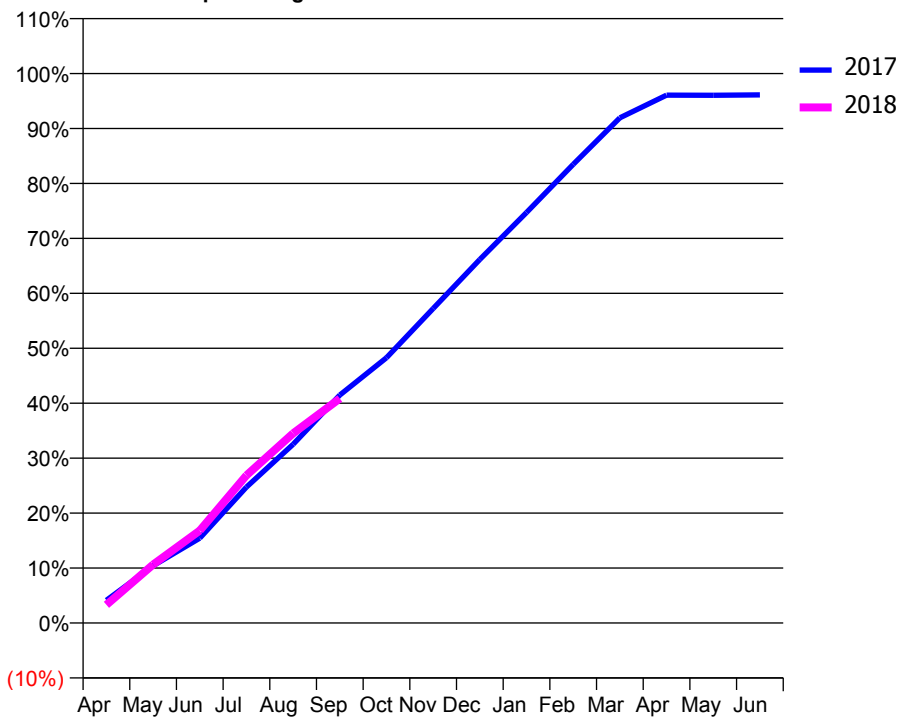
ACCESS*

Patients seen in 24 months	Total	Change since previous quarter
Quarter ending September 2016	9,481	
Quarter ending December 2016	9,549	→
Quarter ending March 2017	9,478	→
Quarter ending June 2017	9,397	→
Quarter ending September 2017	9,290	↓
Variance since September 2016	(2.0%)	↓



ACTIVITY

Cumulative percentage of contracted UDA delivered 2017 & 2018



Month	Adjusted Scheduled Activity (UDA)	
	2017	2018
April	1,282	1,025
May	3,230	3,302
June	4,789	5,221
July	7,668	8,329
August	10,087	10,699
September	12,859	12,661
October	14,963	
November	17,739	
December	20,508	
January	23,162	
February	25,875	
March	28,500	
April	29,780	
May	29,773	
June	29,792	

QUALITY

	Quantity	Base Number	Contract	AT	Region	England
% of FP17s for the same patient ID Re-attending within 3 months - Children	52	1,063	4.9%	10.1%	11.4%	11.9%
% of FP17s for the same patient ID Re-attending within 3 months - Adults	362	3,932	9.2%	14.7%	15.7%	15.9%
% of FP17s for the same patient ID Re-attending between 3 & 9 months - Children	531	1,063	50.0%	60.5%	60.6%	58.1%
% of FP17s for the same patient ID Re-attending between 3 & 9 months - Adults	1,469	3,932	37.4%	52.1%	52.0%	50.6%
% of FP17s for Band 1 Urgent Courses	192	4,583	4.2%	9.9%	9.6%	9.1%
% of FP17s Relating to Free Repair or Replacements	28	4,583	0.6%	0.6%	0.7%	0.8%
% of FP17s Relating to Continuations	80	4,583	1.7%	1.1%	1.0%	1.1%
% of Patients satisfied with the dentistry they have received	11	13	84.6%	92.2%	91.6%	91.4%
% of Patients satisfied with the time they had to wait for an appointment	10	13	76.9%	87.8%	87.9%	87.7%

* This is based on patients treated on this contract for their most recent course of treatment. Figures in italics indicate the base number of FP17s or Patient Questionnaire responses are less than 100. N/A is shown where the base number of responses is less than 10 during the period. % is calculated as Quantity/Base number*100

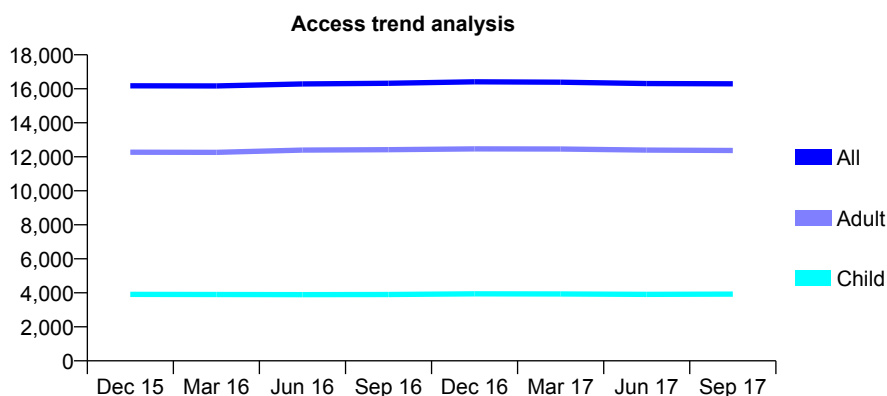
Q70 - Vital Signs At a Glance Contract Report for 101435/0016 - September 2017

Name or company name	IDH Limited
Contract type name	GDS Contract
Purpose of contract	General
Contract start date	01/04/2006
Contract end date	

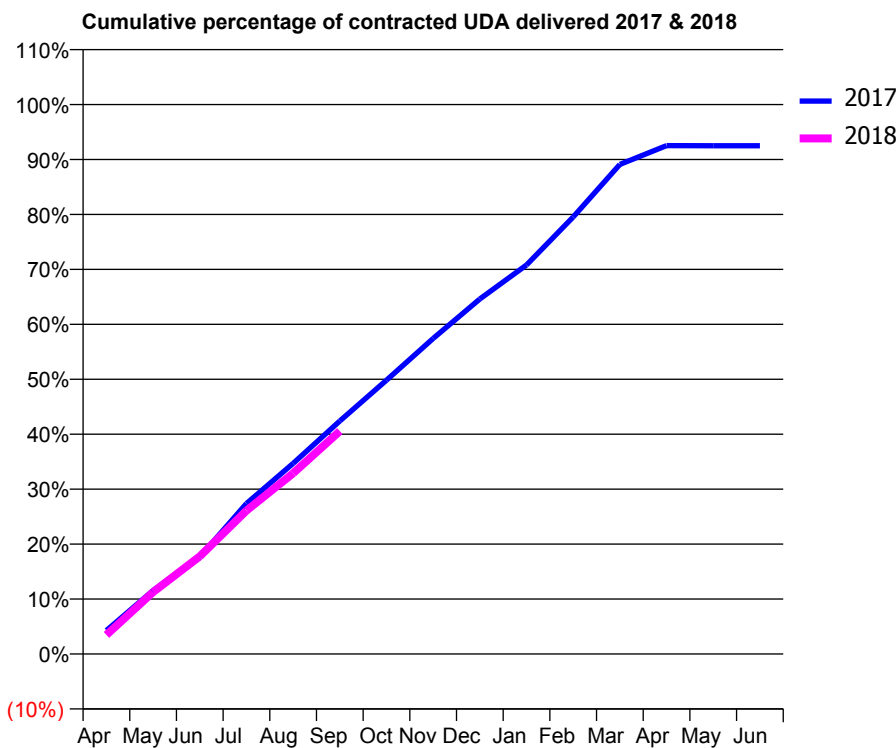
17/18 Contracted general activity (UDA)	47,133
Carry forward general activity (UDA)	0
17/18 Contracted orthodontic activity (UOA)	0
Carry forward orthodontic activity (UOA)	0
Baseline contract value	£1,052,675.21

ACCESS*

Patients seen in 24 months	Total	Change since previous quarter
Quarter ending September 2016	16,325	
Quarter ending December 2016	16,411	→
Quarter ending March 2017	16,392	→
Quarter ending June 2017	16,306	→
Quarter ending September 2017	16,297	→
Variance since September 2016	(0.2%)	→



ACTIVITY



Month	Adjusted Scheduled Activity (UDA)	
	2017	2018
April	2,022	1,643
May	5,452	5,315
June	8,329	8,380
July	12,911	12,305
August	16,346	15,505
September	19,990	19,121
October	23,483	
November	27,065	
December	30,450	
January	33,366	
February	37,484	
March	41,998	
April	43,603	
May	43,598	
June	43,600	

QUALITY

	Quantity	Base Number	Contract	AT	Region	England
% of FP17s for the same patient ID Re-attending within 3 months - Children	132	2,693	4.9%	10.1%	11.4%	11.9%
% of FP17s for the same patient ID Re-attending within 3 months - Adults	721	7,823	9.2%	14.7%	15.7%	15.9%
% of FP17s for the same patient ID Re-attending between 3 & 9 months - Children	1,637	2,693	60.8%	60.5%	60.6%	58.1%
% of FP17s for the same patient ID Re-attending between 3 & 9 months - Adults	4,403	7,823	56.3%	52.1%	52.0%	50.6%
% of FP17s for Band 1 Urgent Courses	356	9,780	3.6%	9.9%	9.6%	9.1%
% of FP17s Relating to Free Repair or Replacements	44	9,780	0.4%	0.6%	0.7%	0.8%
% of FP17s Relating to Continuations	141	9,780	1.4%	1.1%	1.0%	1.1%
% of Patients satisfied with the dentistry they have received	20	21	95.2%	92.2%	91.6%	91.4%
% of Patients satisfied with the time they had to wait for an appointment	18	21	85.7%	87.8%	87.9%	87.7%

* This is based on patients treated on this contract for their most recent course of treatment. Figures in italics indicate the base number of FP17s or Patient Questionnaire responses are less than 100. N/A is shown where the base number of responses is less than 10 during the period. % is calculated as Quantity/Base number*100

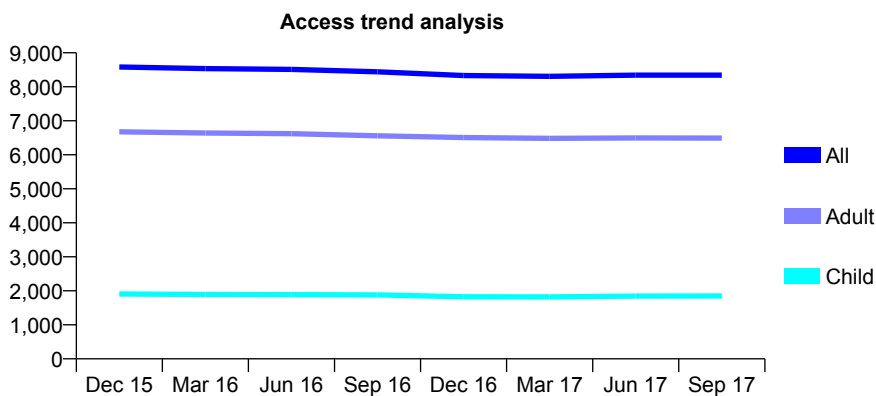
Q70 - Vital Signs At a Glance Contract Report for 101435/0022 - September 2017

Name or company name	IDH Limited
Contract type name	GDS Contract
Purpose of contract	General
Contract start date	01/04/2006
Contract end date	

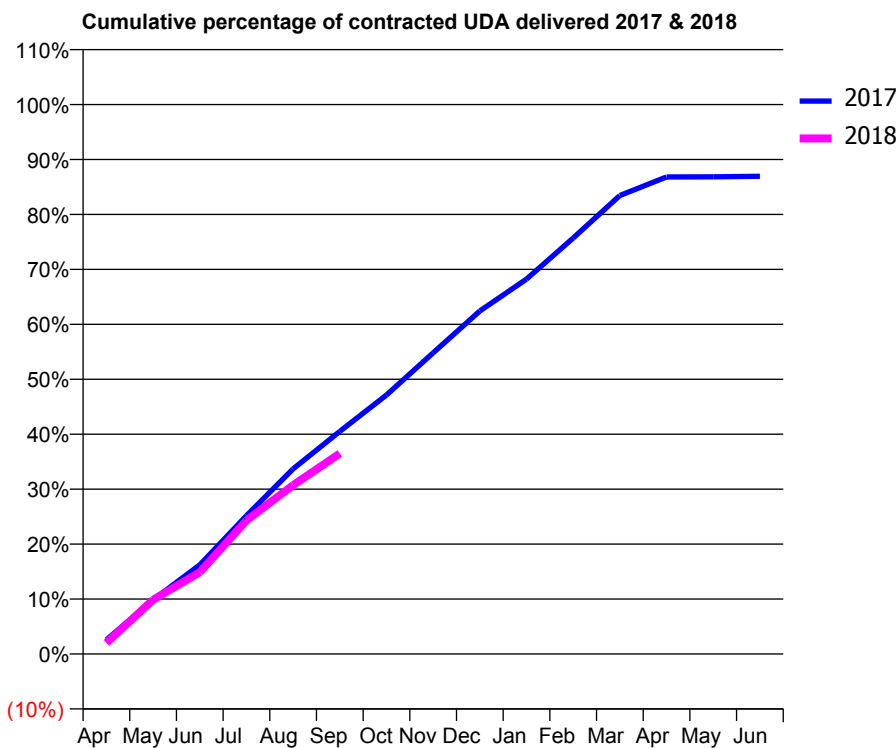
17/18 Contracted general activity (UDA)	24,473
Carry forward general activity (UDA)	0
17/18 Contracted orthodontic activity (UOA)	0
Carry forward orthodontic activity (UOA)	0
Baseline contract value	£584,515.77

ACCESS*

Patients seen in 24 months	Total	Change since previous quarter
Quarter ending September 2016	8,442	
Quarter ending December 2016	8,333	↓
Quarter ending March 2017	8,307	→
Quarter ending June 2017	8,342	→
Quarter ending September 2017	8,343	→
Variance since September 2016	(1.2%)	↓



ACTIVITY



Month	Adjusted Scheduled Activity (UDA)	
	2017	2018
April	630	497
May	2,411	2,414
June	3,969	3,646
July	6,159	5,949
August	8,246	7,521
September	9,913	8,932
October	11,535	
November	13,412	
December	15,276	
January	16,696	
February	18,524	
March	20,420	
April	21,246	
May	21,250	
June	21,277	

QUALITY

	Quantity	Base Number	Contract	AT	Region	England
% of FP17s for the same patient ID Re-attending within 3 months - Children	62	1,156	5.4%	10.1%	11.4%	11.9%
% of FP17s for the same patient ID Re-attending within 3 months - Adults	332	3,731	8.9%	14.7%	15.7%	15.9%
% of FP17s for the same patient ID Re-attending between 3 & 9 months - Children	462	1,156	40.0%	60.5%	60.6%	58.1%
% of FP17s for the same patient ID Re-attending between 3 & 9 months - Adults	1,374	3,731	36.8%	52.1%	52.0%	50.6%
% of FP17s for Band 1 Urgent Courses	289	4,494	6.4%	9.9%	9.6%	9.1%
% of FP17s Relating to Free Repair or Replacements	13	4,494	0.3%	0.6%	0.7%	0.8%
% of FP17s Relating to Continuations	37	4,494	0.8%	1.1%	1.0%	1.1%
% of Patients satisfied with the dentistry they have received	3	4	N/A	92.2%	91.6%	91.4%
% of Patients satisfied with the time they had to wait for an appointment	3	4	N/A	87.8%	87.9%	87.7%

* This is based on patients treated on this contract for their most recent course of treatment. Figures in italics indicate the base number of FP17s or Patient Questionnaire responses are less than 100. N/A is shown where the base number of responses is less than 10 during the period. % is calculated as Quantity/Base number*100

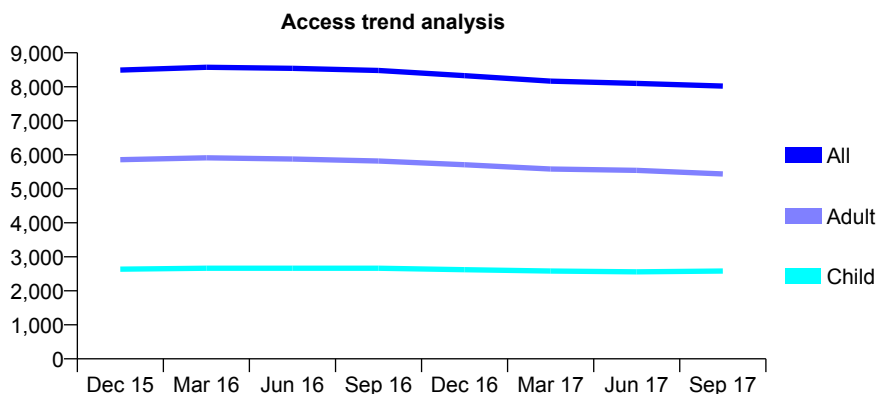
Q70 - Vital Signs At a Glance Contract Report for 101435/0023 - September 2017

Name or company name	IDH Limited
Contract type name	GDS Contract
Purpose of contract	General
Contract start date	01/04/2006
Contract end date	

17/18 Contracted general activity (UDA)	21,343
Carry forward general activity (UDA)	0
17/18 Contracted orthodontic activity (UOA)	0
Carry forward orthodontic activity (UOA)	0
Baseline contract value	£614,436.14

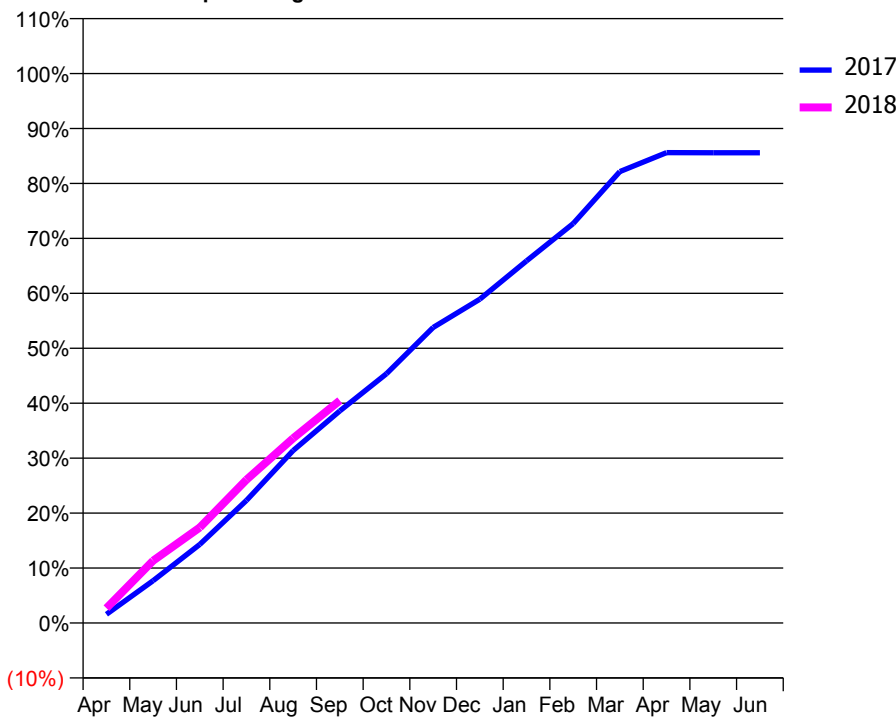
ACCESS*

Patients seen in 24 months	Total	Change since previous quarter
Quarter ending September 2016	8,482	
Quarter ending December 2016	8,327	↓
Quarter ending March 2017	8,165	↓
Quarter ending June 2017	8,101	→
Quarter ending September 2017	8,020	→
Variance since September 2016	(5.4%)	↓



ACTIVITY

Cumulative percentage of contracted UDA delivered 2017 & 2018



Month	Adjusted Scheduled Activity (UDA)	
	2017	2018
April	337	578
May	1,646	2,421
June	3,054	3,709
July	4,765	5,565
August	6,698	7,176
September	8,239	8,641
October	9,684	
November	11,480	
December	12,579	
January	14,063	
February	15,517	
March	17,535	
April	18,268	
May	18,267	
June	18,267	

QUALITY

	Quantity	Base Number	Contract	AT	Region	England
% of FP17s for the same patient ID Re-attending within 3 months - Children	106	1,771	6.0%	10.1%	11.4%	11.9%
% of FP17s for the same patient ID Re-attending within 3 months - Adults	241	2,986	8.1%	14.7%	15.7%	15.9%
% of FP17s for the same patient ID Re-attending between 3 & 9 months - Children	995	1,771	56.2%	60.5%	60.6%	58.1%
% of FP17s for the same patient ID Re-attending between 3 & 9 months - Adults	1,601	2,986	53.6%	52.1%	52.0%	50.6%
% of FP17s for Band 1 Urgent Courses	252	4,444	5.7%	9.9%	9.6%	9.1%
% of FP17s Relating to Free Repair or Replacements	11	4,444	0.2%	0.6%	0.7%	0.8%
% of FP17s Relating to Continuations	54	4,444	1.2%	1.1%	1.0%	1.1%
% of Patients satisfied with the dentistry they have received	3	3	N/A	92.2%	91.6%	91.4%
% of Patients satisfied with the time they had to wait for an appointment	3	3	N/A	87.8%	87.9%	87.7%

* This is based on patients treated on this contract for their most recent course of treatment. Figures in italics indicate the base number of FP17s or Patient Questionnaire responses are less than 100. N/A is shown where the base number of responses is less than 10 during the period. % is calculated as Quantity/Base number*100

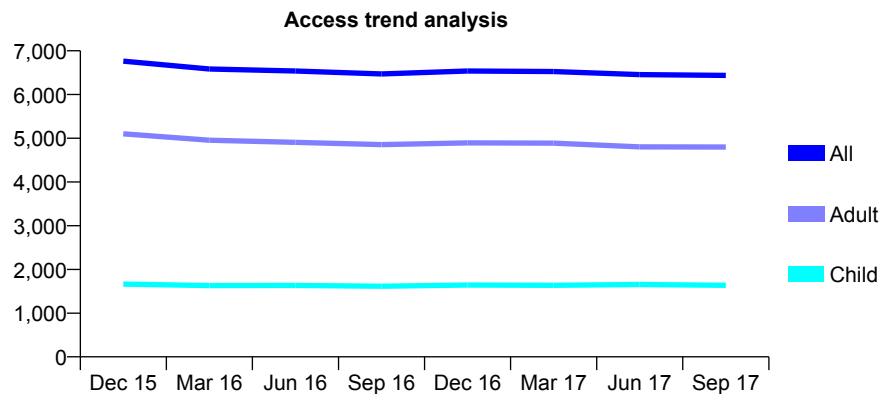
Q70 - Vital Signs At a Glance Contract Report for 101435/0024 - September 2017

Name or company name	IDH Limited
Contract type name	GDS Contract
Purpose of contract	General
Contract start date	01/04/2006
Contract end date	

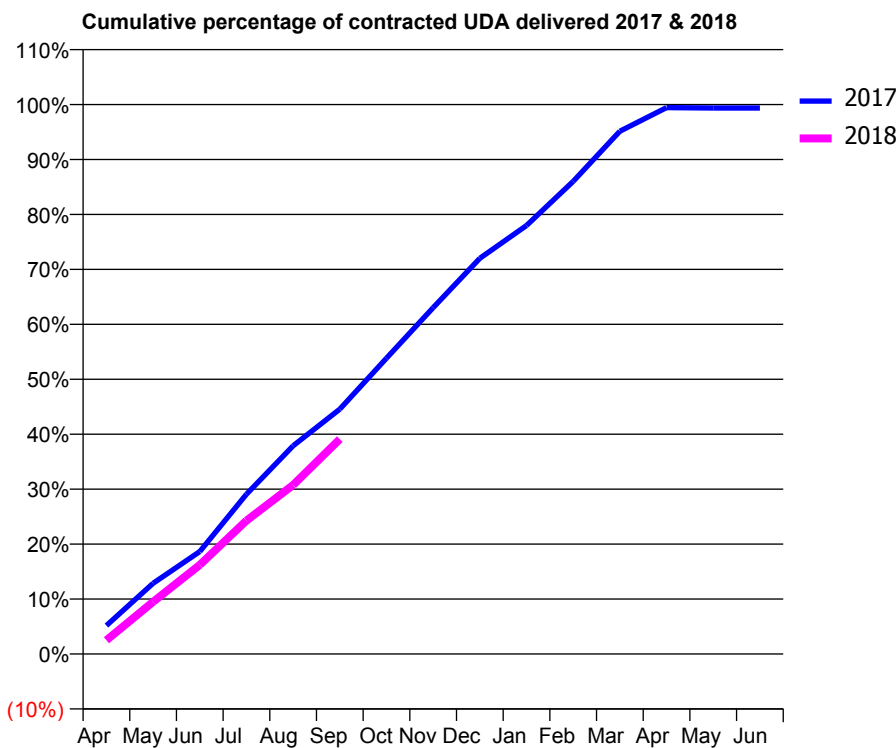
17/18 Contracted general activity (UDA)	16,619
Carry forward general activity (UDA)	0
17/18 Contracted orthodontic activity (UOA)	0
Carry forward orthodontic activity (UOA)	0
Baseline contract value	£363,719.57

ACCESS*

Patients seen in 24 months	Total	Change since previous quarter
Quarter ending September 2016	6,470	
Quarter ending December 2016	6,539	→
Quarter ending March 2017	6,525	→
Quarter ending June 2017	6,457	↓
Quarter ending September 2017	6,437	→
Variance since September 2016	(0.5%)	→



ACTIVITY



Month	Adjusted Scheduled Activity (UDA)	
	2017	2018
April	861	417
May	2,140	1,578
June	3,100	2,694
July	4,832	4,036
August	6,296	5,112
September	7,405	6,499
October	8,945	
November	10,476	
December	11,969	
January	12,960	
February	14,294	
March	15,813	
April	16,526	
May	16,514	
June	16,514	

QUALITY

	Quantity	Base Number	Contract	AT	Region	England
% of FP17s for the same patient ID Re-attending within 3 months - Children	60	972	6.2%	10.1%	11.4%	11.9%
% of FP17s for the same patient ID Re-attending within 3 months - Adults	287	2,494	11.5%	14.7%	15.7%	15.9%
% of FP17s for the same patient ID Re-attending between 3 & 9 months - Children	564	972	58.0%	60.5%	60.6%	58.1%
% of FP17s for the same patient ID Re-attending between 3 & 9 months - Adults	973	2,494	39.0%	52.1%	52.0%	50.6%
% of FP17s for Band 1 Urgent Courses	254	3,177	8.0%	9.9%	9.6%	9.1%
% of FP17s Relating to Free Repair or Replacements	5	3,177	0.2%	0.6%	0.7%	0.8%
% of FP17s Relating to Continuations	24	3,177	0.8%	1.1%	1.0%	1.1%
% of Patients satisfied with the dentistry they have received	7	8	N/A	92.2%	91.6%	91.4%
% of Patients satisfied with the time they had to wait for an appointment	8	8	N/A	87.8%	87.9%	87.7%

* This is based on patients treated on this contract for their most recent course of treatment. Figures in italics indicate the base number of FP17s or Patient Questionnaire responses are less than 100. N/A is shown where the base number of responses is less than 10 during the period. % is calculated as Quantity/Base number*100

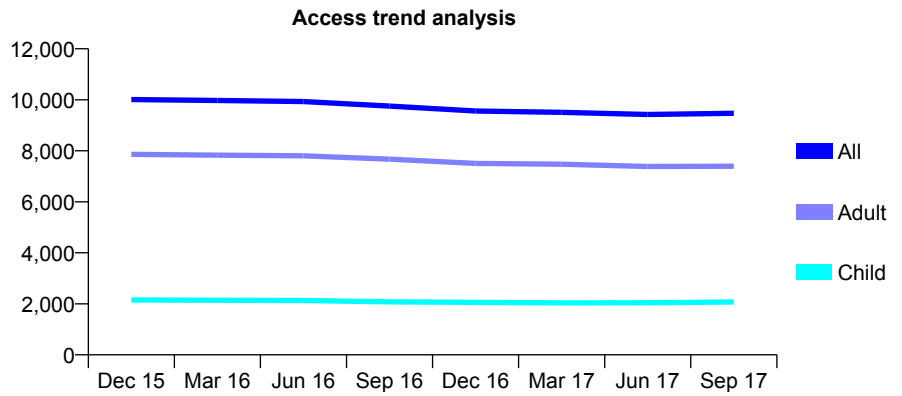
Q70 - Vital Signs At a Glance Contract Report for 101435/0025 - September 2017

Name or company name	IDH Limited
Contract type name	GDS Contract
Purpose of contract	General
Contract start date	01/04/2006
Contract end date	

17/18 Contracted general activity (UDA)	30,000
Carry forward general activity (UDA)	0
17/18 Contracted orthodontic activity (UOA)	0
Carry forward orthodontic activity (UOA)	0
Baseline contract value	£756,381.90

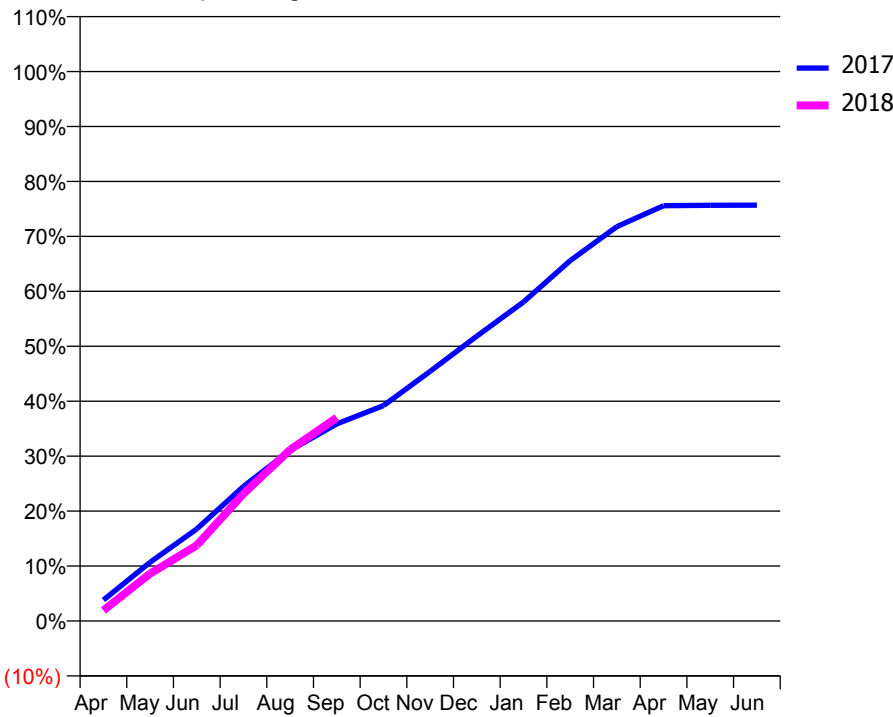
ACCESS*

Patients seen in 24 months	Total	Change since previous quarter
Quarter ending September 2016	9,755	
Quarter ending December 2016	9,562	↓
Quarter ending March 2017	9,508	→
Quarter ending June 2017	9,427	→
Quarter ending September 2017	9,472	→
Variance since September 2016	(2.9%)	↓



ACTIVITY

Cumulative percentage of contracted UDA delivered 2017 & 2018



Month	Adjusted Scheduled Activity (UDA)	
	2017	2018
April	1,138	577
May	3,174	2,587
June	4,974	4,131
July	7,275	6,952
August	9,216	9,350
September	10,654	11,107
October	11,637	
November	13,489	
December	15,390	
January	17,237	
February	19,473	
March	21,306	
April	22,440	
May	22,462	
June	22,468	

QUALITY

	Quantity	Base Number	Contract	AT	Region	England
% of FP17s for the same patient ID Re-attending within 3 months - Children	85	1,394	6.1%	10.1%	11.4%	11.9%
% of FP17s for the same patient ID Re-attending within 3 months - Adults	525	4,540	11.6%	14.7%	15.7%	15.9%
% of FP17s for the same patient ID Re-attending between 3 & 9 months - Children	662	1,394	47.5%	60.5%	60.6%	58.1%
% of FP17s for the same patient ID Re-attending between 3 & 9 months - Adults	2,000	4,540	44.1%	52.1%	52.0%	50.6%
% of FP17s for Band 1 Urgent Courses	447	5,428	8.2%	9.9%	9.6%	9.1%
% of FP17s Relating to Free Repair or Replacements	25	5,428	0.5%	0.6%	0.7%	0.8%
% of FP17s Relating to Continuations	67	5,428	1.2%	1.1%	1.0%	1.1%
% of Patients satisfied with the dentistry they have received	14	15	93.3%	92.2%	91.6%	91.4%
% of Patients satisfied with the time they had to wait for an appointment	12	15	80.0%	87.8%	87.9%	87.7%

* This is based on patients treated on this contract for their most recent course of treatment. Figures in italics indicate the base number of FP17s or Patient Questionnaire responses are less than 100. N/A is shown where the base number of responses is less than 10 during the period. % is calculated as Quantity/Base number*100

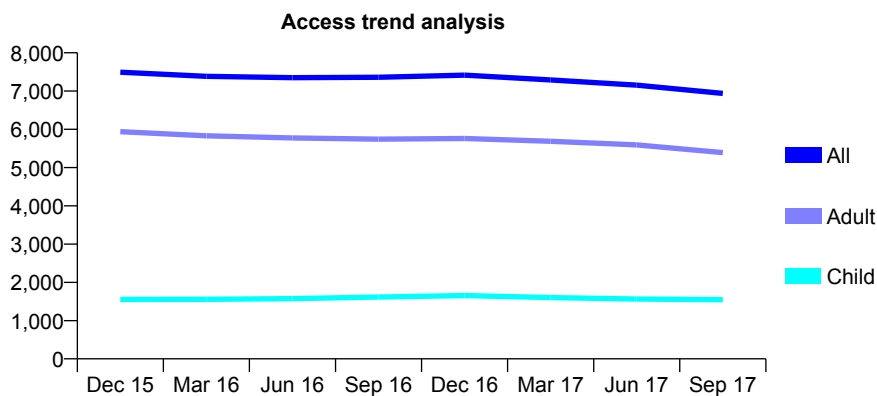
Q70 - Vital Signs At a Glance Contract Report for 101435/0045 - September 2017

Name or company name	IDH Limited
Contract type name	GDS Contract
Purpose of contract	General
Contract start date	02/04/2006
Contract end date	

17/18 Contracted general activity (UDA)	24,500
Carry forward general activity (UDA)	0
17/18 Contracted orthodontic activity (UOA)	0
Carry forward orthodontic activity (UOA)	0
Baseline contract value	£569,514.29

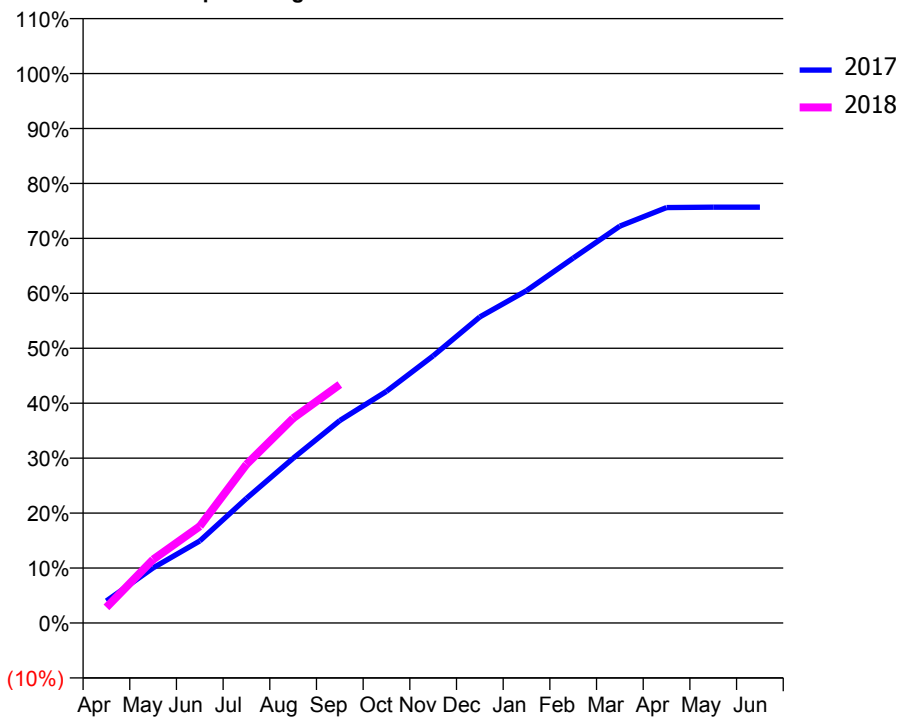
ACCESS*

Patients seen in 24 months	Total	Change since previous quarter
Quarter ending September 2016	7,360	
Quarter ending December 2016	7,416	→
Quarter ending March 2017	7,289	↓
Quarter ending June 2017	7,156	↓
Quarter ending September 2017	6,937	↓
Variance since September 2016	(5.7%)	↓



ACTIVITY

Cumulative percentage of contracted UDA delivered 2017 & 2018



Month	Adjusted Scheduled Activity (UDA)	
	2017	2018
April	1,223	699
May	3,061	2,834
June	4,556	4,313
July	6,915	7,074
August	9,147	9,128
September	11,237	10,636
October	12,857	
November	14,828	
December	16,991	
January	18,447	
February	20,256	
March	22,033	
April	23,060	
May	23,080	
June	23,080	

QUALITY

	Quantity	Base Number	Contract	AT	Region	England
% of FP17s for the same patient ID Re-attending within 3 months - Children	65	1,035	6.3%	10.1%	11.4%	11.9%
% of FP17s for the same patient ID Re-attending within 3 months - Adults	460	3,341	13.8%	14.7%	15.7%	15.9%
% of FP17s for the same patient ID Re-attending between 3 & 9 months - Children	480	1,035	46.4%	60.5%	60.6%	58.1%
% of FP17s for the same patient ID Re-attending between 3 & 9 months - Adults	1,490	3,341	44.6%	52.1%	52.0%	50.6%
% of FP17s for Band 1 Urgent Courses	391	3,946	9.9%	9.9%	9.6%	9.1%
% of FP17s Relating to Free Repair or Replacements	52	3,946	1.3%	0.6%	0.7%	0.8%
% of FP17s Relating to Continuations	26	3,946	0.7%	1.1%	1.0%	1.1%
% of Patients satisfied with the dentistry they have received	7	8	N/A	92.2%	91.6%	91.4%
% of Patients satisfied with the time they had to wait for an appointment	8	8	N/A	87.8%	87.9%	87.7%

* This is based on patients treated on this contract for their most recent course of treatment. Figures in italics indicate the base number of FP17s or Patient Questionnaire responses are less than 100. N/A is shown where the base number of responses is less than 10 during the period. % is calculated as Quantity/Base number*100

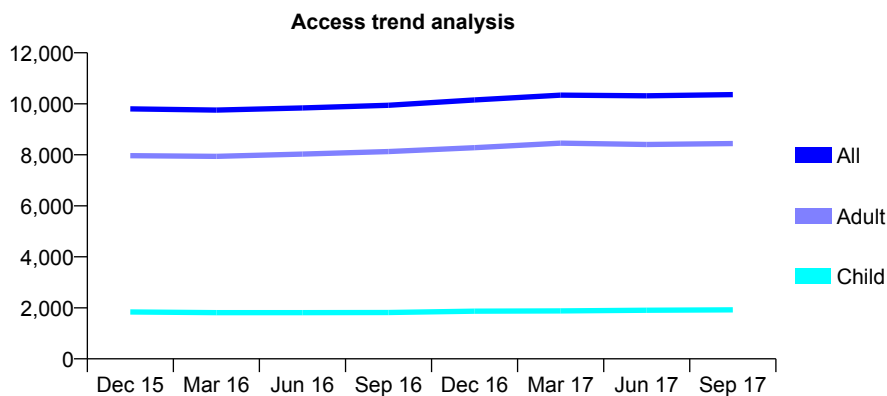
Q70 - Vital Signs At a Glance Contract Report for 101435/0046 - September 2017

Name or company name	IDH Limited
Contract type name	GDS Contract
Purpose of contract	General
Contract start date	16/10/2006
Contract end date	

17/18 Contracted general activity (UDA)	28,000
Carry forward general activity (UDA)	677
17/18 Contracted orthodontic activity (UOA)	0
Carry forward orthodontic activity (UOA)	0
Baseline contract value	£677,983.61

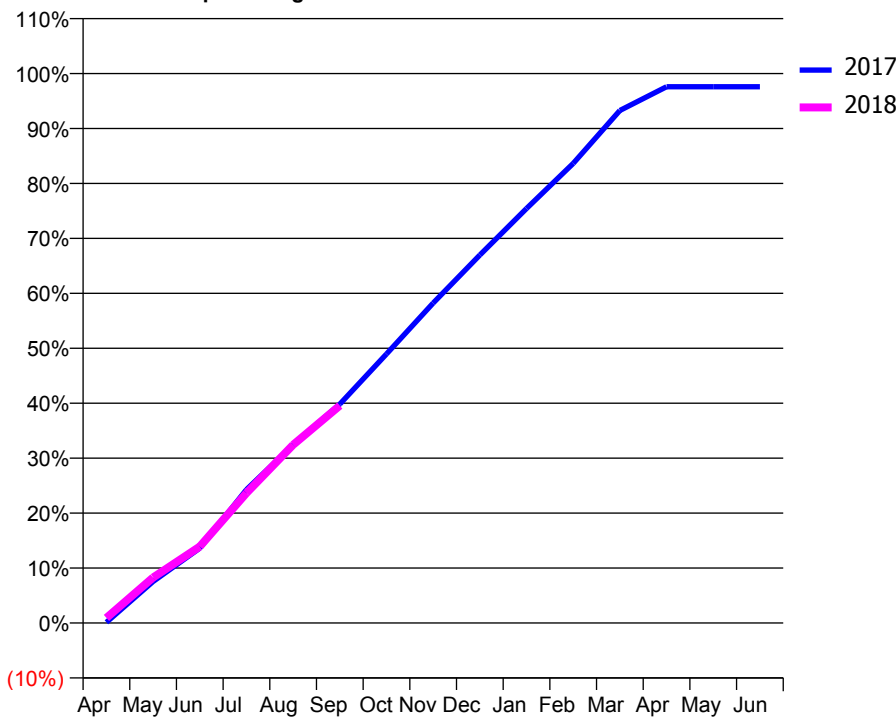
ACCESS*

Patients seen in 24 months	Total	Change since previous quarter
Quarter ending September 2016	9,943	
Quarter ending December 2016	10,151	↑
Quarter ending March 2017	10,339	→
Quarter ending June 2017	10,312	→
Quarter ending September 2017	10,363	→
Variance since September 2016	4.2%	↑



ACTIVITY

Cumulative percentage of contracted UDA delivered 2017 & 2018



Month	Adjusted Scheduled Activity (UDA)	
	2017	2018
April	41	260
May	2,116	2,320
June	3,817	3,895
July	6,799	6,619
August	9,082	9,080
September	11,154	11,082
October	13,711	
November	16,306	
December	18,752	
January	21,124	
February	23,419	
March	26,116	
April	27,325	
May	27,323	
June	27,323	

QUALITY

	Quantity	Base Number	Contract	AT	Region	England
% of FP17s for the same patient ID Re-attending within 3 months - Children	64	1,347	4.8%	10.1%	11.4%	11.9%
% of FP17s for the same patient ID Re-attending within 3 months - Adults	589	5,269	11.2%	14.7%	15.7%	15.9%
% of FP17s for the same patient ID Re-attending between 3 & 9 months - Children	766	1,347	56.9%	60.5%	60.6%	58.1%
% of FP17s for the same patient ID Re-attending between 3 & 9 months - Adults	2,752	5,269	52.2%	52.1%	52.0%	50.6%
% of FP17s for Band 1 Urgent Courses	503	6,083	8.3%	9.9%	9.6%	9.1%
% of FP17s Relating to Free Repair or Replacements	20	6,083	0.3%	0.6%	0.7%	0.8%
% of FP17s Relating to Continuations	101	6,083	1.7%	1.1%	1.0%	1.1%
% of Patients satisfied with the dentistry they have received	18	18	100.0%	92.2%	91.6%	91.4%
% of Patients satisfied with the time they had to wait for an appointment	13	18	72.2%	87.8%	87.9%	87.7%

* This is based on patients treated on this contract for their most recent course of treatment. Figures in italics indicate the base number of FP17s or Patient Questionnaire responses are less than 100. N/A is shown where the base number of responses is less than 10 during the period. % is calculated as Quantity/Base number*100

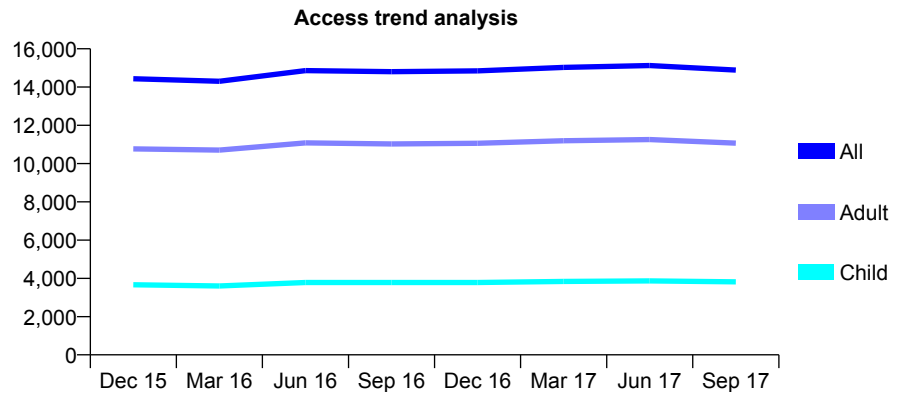
Q70 - Vital Signs At a Glance Contract Report for 101435/0058 - September 2017

Name or company name	IDH Limited
Contract type name	GDS Contract
Purpose of contract	General
Contract start date	01/03/2007
Contract end date	

17/18 Contracted general activity (UDA)	45,500
Carry forward general activity (UDA)	0
17/18 Contracted orthodontic activity (UOA)	0
Carry forward orthodontic activity (UOA)	0
Baseline contract value	£1,053,484.08

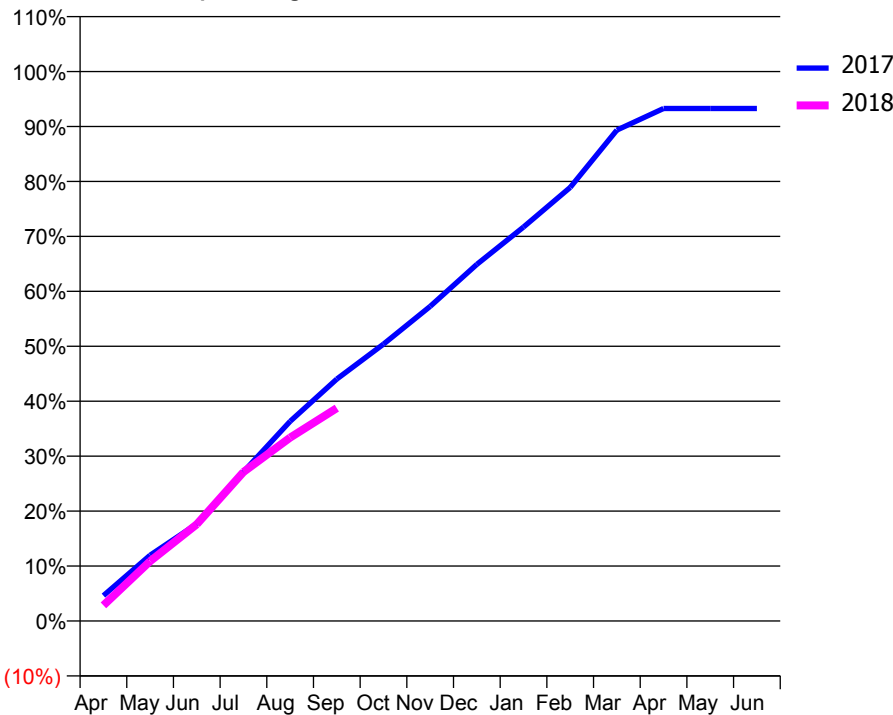
ACCESS*

Patients seen in 24 months	Total	Change since previous quarter
Quarter ending September 2016	14,806	
Quarter ending December 2016	14,843	→
Quarter ending March 2017	15,027	→
Quarter ending June 2017	15,122	→
Quarter ending September 2017	14,885	↓
Variance since September 2016	0.5%	→



ACTIVITY

Cumulative percentage of contracted UDA delivered 2017 & 2018



Month	Adjusted Scheduled Activity (UDA)	
	2017	2018
April	2,107	1,297
May	5,454	4,951
June	8,045	8,012
July	12,353	12,336
August	16,539	15,192
September	20,034	17,627
October	22,926	
November	26,052	
December	29,533	
January	32,622	
February	35,904	
March	40,649	
April	42,433	
May	42,437	
June	42,436	

QUALITY

	Quantity	Base Number	Contract	AT	Region	England
% of FP17s for the same patient ID Re-attending within 3 months - Children	156	2,375	6.6%	10.1%	11.4%	11.9%
% of FP17s for the same patient ID Re-attending within 3 months - Adults	660	6,220	10.6%	14.7%	15.7%	15.9%
% of FP17s for the same patient ID Re-attending between 3 & 9 months - Children	1,311	2,375	55.2%	60.5%	60.6%	58.1%
% of FP17s for the same patient ID Re-attending between 3 & 9 months - Adults	3,057	6,220	49.1%	52.1%	52.0%	50.6%
% of FP17s for Band 1 Urgent Courses	784	7,840	10.0%	9.9%	9.6%	9.1%
% of FP17s Relating to Free Repair or Replacements	29	7,840	0.4%	0.6%	0.7%	0.8%
% of FP17s Relating to Continuations	89	7,840	1.1%	1.1%	1.0%	1.1%
% of Patients satisfied with the dentistry they have received	11	12	91.7%	92.2%	91.6%	91.4%
% of Patients satisfied with the time they had to wait for an appointment	11	12	91.7%	87.8%	87.9%	87.7%

* This is based on patients treated on this contract for their most recent course of treatment. Figures in italics indicate the base number of FP17s or Patient Questionnaire responses are less than 100. N/A is shown where the base number of responses is less than 10 during the period. % is calculated as Quantity/Base number*100

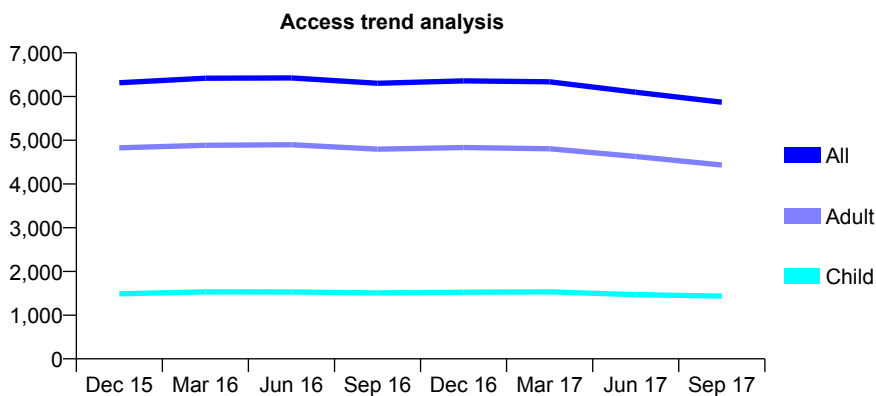
Q70 - Vital Signs At a Glance Contract Report for 101435/0079 - September 2017

Name or company name	IDH Limited
Contract type name	GDS Contract
Purpose of contract	General
Contract start date	02/01/2008
Contract end date	

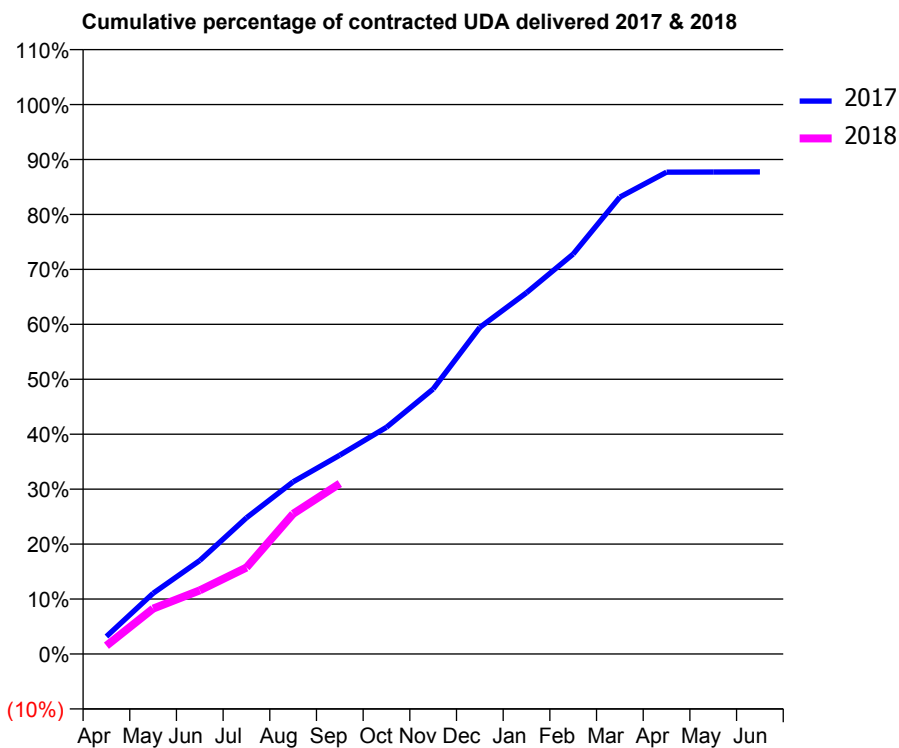
17/18 Contracted general activity (UDA)	17,000
Carry forward general activity (UDA)	0
17/18 Contracted orthodontic activity (UOA)	0
Carry forward orthodontic activity (UOA)	0
Baseline contract value	£413,665.69

ACCESS*

Patients seen in 24 months	Total	Change since previous quarter
Quarter ending September 2016	6,302	
Quarter ending December 2016	6,359	→
Quarter ending March 2017	6,337	→
Quarter ending June 2017	6,098	↓
Quarter ending September 2017	5,870	↓
Variance since September 2016	(6.9%)	↓



ACTIVITY



Month	Adjusted Scheduled Activity (UDA)	
	2017	2018
April	544	259
May	1,880	1,403
June	2,896	1,969
July	4,215	2,676
August	5,327	4,337
September	6,154	5,275
October	7,017	
November	8,198	
December	10,103	
January	11,176	
February	12,372	
March	14,135	
April	14,907	
May	14,911	
June	14,917	

QUALITY

	Quantity	Base Number	Contract	AT	Region	England
% of FP17s for the same patient ID Re-attending within 3 months - Children	60	884	6.8%	10.1%	11.4%	11.9%
% of FP17s for the same patient ID Re-attending within 3 months - Adults	298	2,461	12.1%	14.7%	15.7%	15.9%
% of FP17s for the same patient ID Re-attending between 3 & 9 months - Children	549	884	62.1%	60.5%	60.6%	58.1%
% of FP17s for the same patient ID Re-attending between 3 & 9 months - Adults	1,439	2,461	58.5%	52.1%	52.0%	50.6%
% of FP17s for Band 1 Urgent Courses	326	2,990	10.9%	9.9%	9.6%	9.1%
% of FP17s Relating to Free Repair or Replacements	23	2,990	0.8%	0.6%	0.7%	0.8%
% of FP17s Relating to Continuations	21	2,990	0.7%	1.1%	1.0%	1.1%
% of Patients satisfied with the dentistry they have received	6	6	N/A	92.2%	91.6%	91.4%
% of Patients satisfied with the time they had to wait for an appointment	6	6	N/A	87.8%	87.9%	87.7%

* This is based on patients treated on this contract for their most recent course of treatment. Figures in italics indicate the base number of FP17s or Patient Questionnaire responses are less than 100. N/A is shown where the base number of responses is less than 10 during the period. % is calculated as Quantity/Base number*100

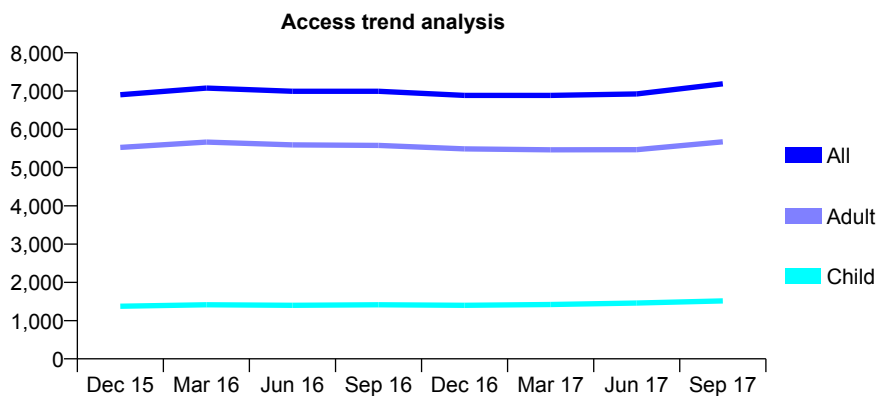
Q70 - Vital Signs At a Glance Contract Report for 101435/0092 - September 2017

Name or company name	IDH Limited
Contract type name	GDS Contract
Purpose of contract	General
Contract start date	01/04/2008
Contract end date	

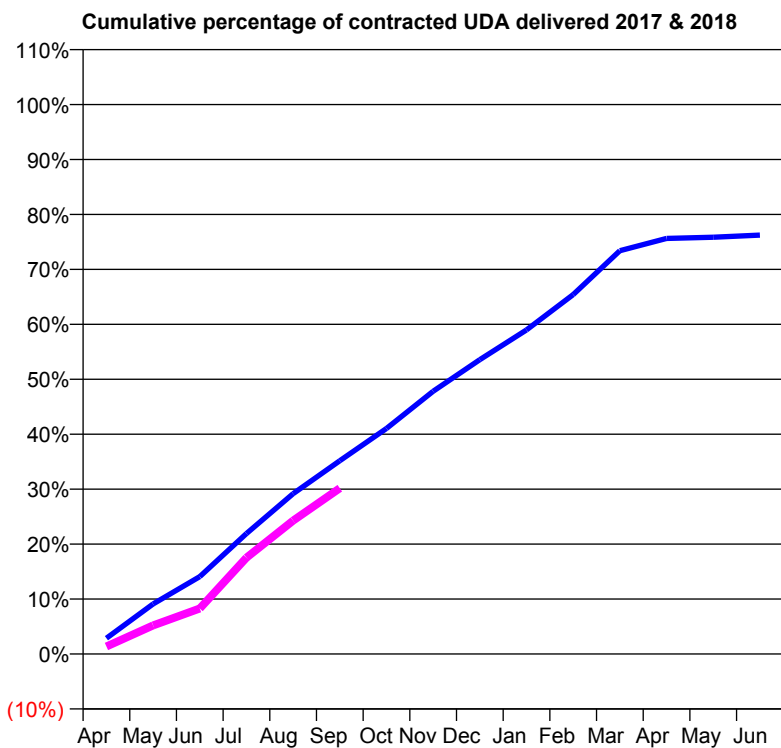
17/18 Contracted general activity (UDA)	24,000
Carry forward general activity (UDA)	0
17/18 Contracted orthodontic activity (UOA)	0
Carry forward orthodontic activity (UOA)	0
Baseline contract value	£581,128.81

ACCESS*

Patients seen in 24 months	Total	Change since previous quarter
Quarter ending September 2016	6,993	
Quarter ending December 2016	6,888	↓
Quarter ending March 2017	6,886	→
Quarter ending June 2017	6,926	→
Quarter ending September 2017	7,190	↑
Variance since September 2016	2.8%	↑



ACTIVITY



Month	Adjusted Scheduled Activity (UDA)	
	2017	2018
April	693	329
May	2,184	1,250
June	3,380	1,989
July	5,262	4,210
August	7,001	5,829
September	8,439	7,242
October	9,850	
November	11,479	
December	12,854	
January	14,158	
February	15,697	
March	17,614	
April	18,148	
May	18,206	
June	18,297	

QUALITY

	Quantity	Base Number	Contract	AT	Region	England
% of FP17s for the same patient ID Re-attending within 3 months - Children	33	991	3.3%	10.1%	11.4%	11.9%
% of FP17s for the same patient ID Re-attending within 3 months - Adults	311	3,310	9.4%	14.7%	15.7%	15.9%
% of FP17s for the same patient ID Re-attending between 3 & 9 months - Children	605	991	61.0%	60.5%	60.6%	58.1%
% of FP17s for the same patient ID Re-attending between 3 & 9 months - Adults	1,584	3,310	47.9%	52.1%	52.0%	50.6%
% of FP17s for Band 1 Urgent Courses	403	3,996	10.1%	9.9%	9.6%	9.1%
% of FP17s Relating to Free Repair or Replacements	10	3,996	0.3%	0.6%	0.7%	0.8%
% of FP17s Relating to Continuations	28	3,996	0.7%	1.1%	1.0%	1.1%
% of Patients satisfied with the dentistry they have received	9	10	90.0%	92.2%	91.6%	91.4%
% of Patients satisfied with the time they had to wait for an appointment	8	10	80.0%	87.8%	87.9%	87.7%

* This is based on patients treated on this contract for their most recent course of treatment. Figures in italics indicate the base number of FP17s or Patient Questionnaire responses are less than 100. N/A is shown where the base number of responses is less than 10 during the period. % is calculated as Quantity/Base number*100

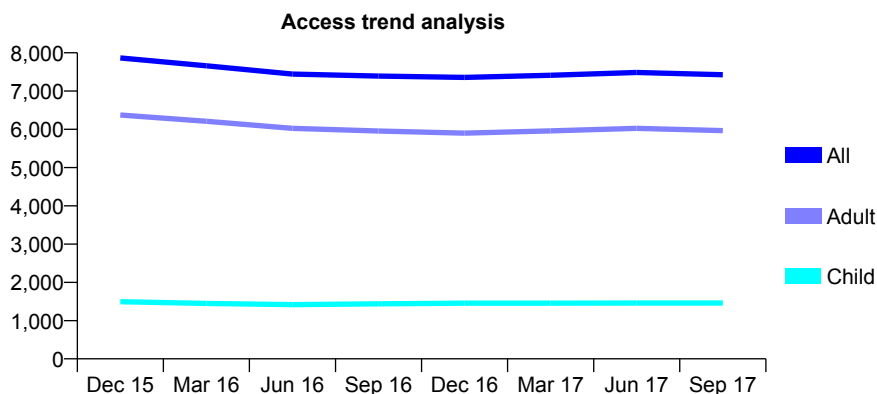
Q70 - Vital Signs At a Glance Contract Report for 101435/0094 - September 2017

Name or company name	IDH Limited
Contract type name	GDS Contract
Purpose of contract	General
Contract start date	01/06/2008
Contract end date	

17/18 Contracted general activity (UDA)	24,873
Carry forward general activity (UDA)	0
17/18 Contracted orthodontic activity (UOA)	0
Carry forward orthodontic activity (UOA)	0
Baseline contract value	£568,940.98

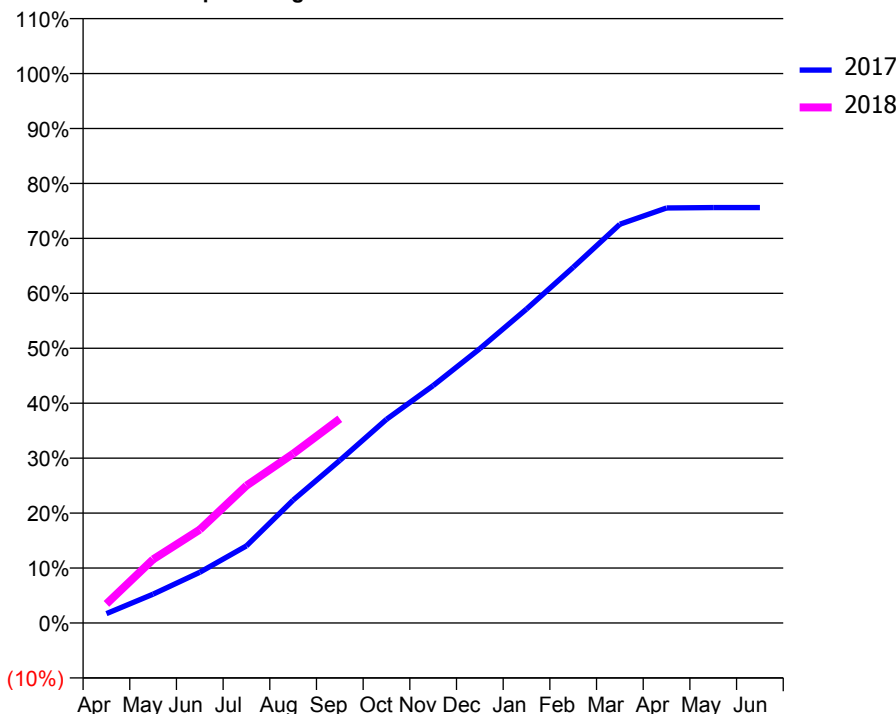
ACCESS*

Patients seen in 24 months	Total	Change since previous quarter
Quarter ending September 2016	7,393	
Quarter ending December 2016	7,357	→
Quarter ending March 2017	7,414	→
Quarter ending June 2017	7,485	→
Quarter ending September 2017	7,425	→
Variance since September 2016	0.4%	→



ACTIVITY

Cumulative percentage of contracted UDA delivered 2017 & 2018



Month	Adjusted Scheduled Activity (UDA)	
	2017	2018
April	417	866
May	1,285	2,882
June	2,264	4,228
July	3,439	6,217
August	5,478	7,665
September	7,248	9,245
October	9,083	
November	10,584	
December	12,234	
January	14,001	
February	15,859	
March	17,782	
April	18,505	
May	18,523	
June	18,523	

QUALITY

	Quantity	Base Number	Contract	AT	Region	England
% of FP17s for the same patient ID Re-attending within 3 months - Children	59	1,056	5.6%	10.1%	11.4%	11.9%
% of FP17s for the same patient ID Re-attending within 3 months - Adults	638	4,176	15.3%	14.7%	15.7%	15.9%
% of FP17s for the same patient ID Re-attending between 3 & 9 months - Children	557	1,056	52.7%	60.5%	60.6%	58.1%
% of FP17s for the same patient ID Re-attending between 3 & 9 months - Adults	2,004	4,176	48.0%	52.1%	52.0%	50.6%
% of FP17s for Band 1 Urgent Courses	597	4,888	12.2%	9.9%	9.6%	9.1%
% of FP17s Relating to Free Repair or Replacements	25	4,888	0.5%	0.6%	0.7%	0.8%
% of FP17s Relating to Continuations	47	4,888	1.0%	1.1%	1.0%	1.1%
% of Patients satisfied with the dentistry they have received	21	23	91.3%	92.2%	91.6%	91.4%
% of Patients satisfied with the time they had to wait for an appointment	19	23	82.6%	87.8%	87.9%	87.7%

* This is based on patients treated on this contract for their most recent course of treatment. Figures in italics indicate the base number of FP17s or Patient Questionnaire responses are less than 100. N/A is shown where the base number of responses is less than 10 during the period. % is calculated as Quantity/Base number*100

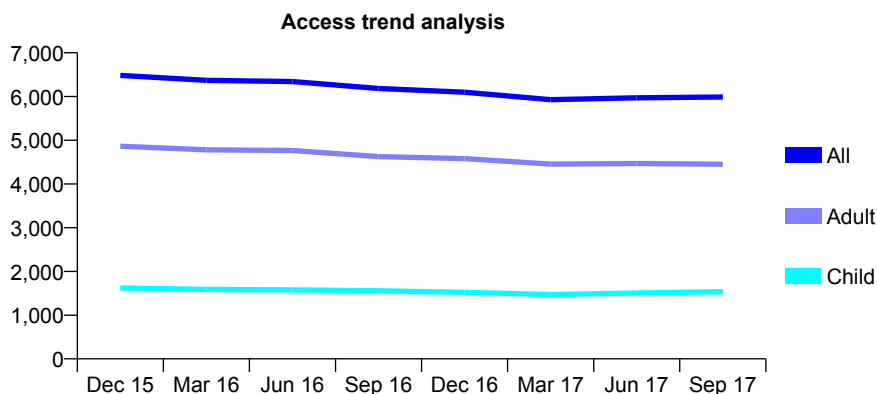
Q70 - Vital Signs At a Glance Contract Report for 101435/0104 - September 2017

Name or company name	IDH Limited
Contract type name	GDS Contract
Purpose of contract	General
Contract start date	01/08/2008
Contract end date	

17/18 Contracted general activity (UDA)	18,500
Carry forward general activity (UDA)	0
17/18 Contracted orthodontic activity (UOA)	0
Carry forward orthodontic activity (UOA)	0
Baseline contract value	£454,728.52

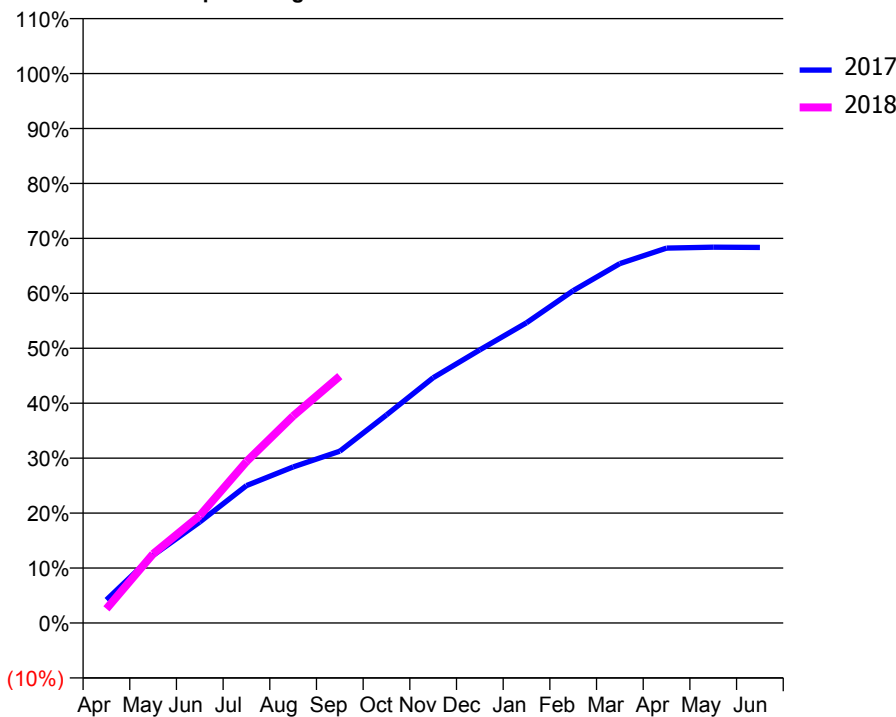
ACCESS*

Patients seen in 24 months	Total	Change since previous quarter
Quarter ending September 2016	6,183	
Quarter ending December 2016	6,100	↓
Quarter ending March 2017	5,927	↓
Quarter ending June 2017	5,971	→
Quarter ending September 2017	5,988	→
Variance since September 2016	(3.2%)	↓



ACTIVITY

Cumulative percentage of contracted UDA delivered 2017 & 2018



Adjusted Scheduled Activity (UDA)

Month	2017	2018
April	1,001	478
May	2,925	2,328
June	4,363	3,617
July	5,937	5,435
August	6,744	6,971
September	7,424	8,313
October	8,993	
November	10,601	
December	11,805	
January	12,976	
February	14,365	
March	15,534	
April	16,204	
May	16,241	
June	16,230	

QUALITY

	Quantity	Base Number	Contract	AT	Region	England
% of FP17s for the same patient ID Re-attending within 3 months - Children	44	1,118	3.9%	10.1%	11.4%	11.9%
% of FP17s for the same patient ID Re-attending within 3 months - Adults	225	2,672	8.4%	14.7%	15.7%	15.9%
% of FP17s for the same patient ID Re-attending between 3 & 9 months - Children	560	1,118	50.1%	60.5%	60.6%	58.1%
% of FP17s for the same patient ID Re-attending between 3 & 9 months - Adults	1,353	2,672	50.6%	52.1%	52.0%	50.6%
% of FP17s for Band 1 Urgent Courses	147	3,545	4.1%	9.9%	9.6%	9.1%
% of FP17s Relating to Free Repair or Replacements	21	3,545	0.6%	0.6%	0.7%	0.8%
% of FP17s Relating to Continuations	20	3,545	0.6%	1.1%	1.0%	1.1%
% of Patients satisfied with the dentistry they have received	5	5	N/A	92.2%	91.6%	91.4%
% of Patients satisfied with the time they had to wait for an appointment	5	5	N/A	87.8%	87.9%	87.7%

* This is based on patients treated on this contract for their most recent course of treatment. Figures in italics indicate the base number of FP17s or Patient Questionnaire responses are less than 100. N/A is shown where the base number of responses is less than 10 during the period. % is calculated as Quantity/Base number*100

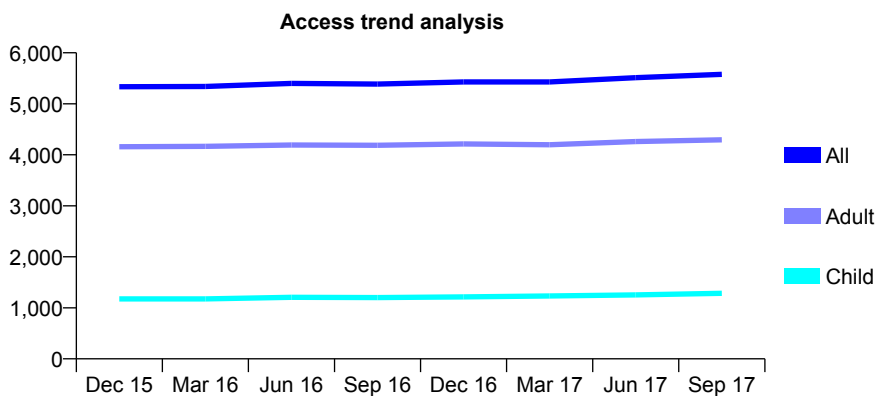
Q70 - Vital Signs At a Glance Contract Report for 101435/0105 - September 2017

Name or company name	IDH Limited
Contract type name	GDS Contract
Purpose of contract	General
Contract start date	01/08/2008
Contract end date	

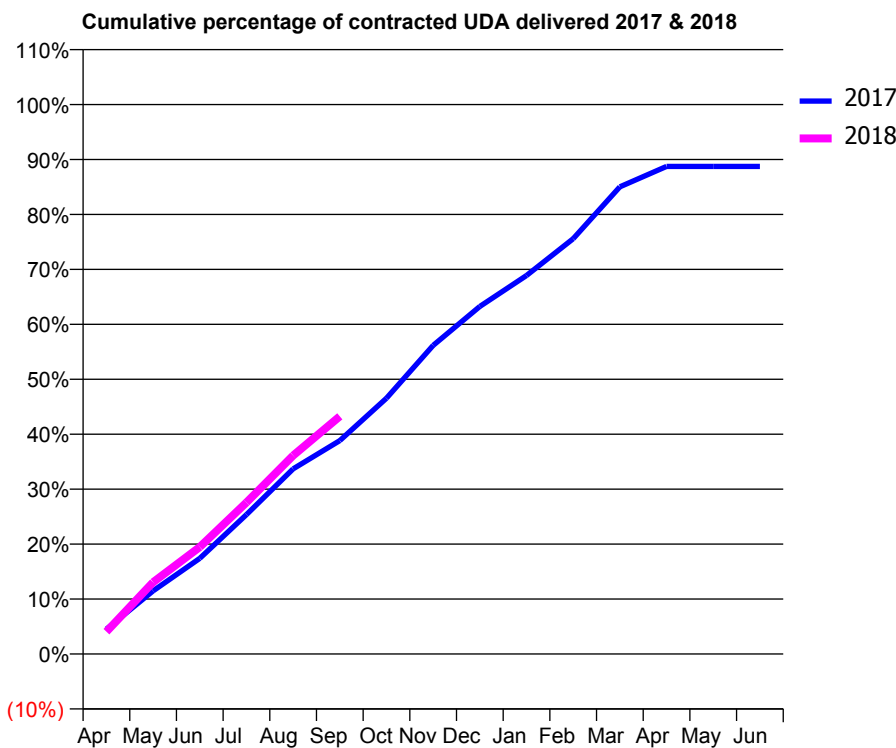
17/18 Contracted general activity (UDA)	13,500
Carry forward general activity (UDA)	0
17/18 Contracted orthodontic activity (UOA)	0
Carry forward orthodontic activity (UOA)	0
Baseline contract value	£326,767.58

ACCESS*

Patients seen in 24 months	Total	Change since previous quarter
Quarter ending September 2016	5,388	
Quarter ending December 2016	5,428	→
Quarter ending March 2017	5,430	→
Quarter ending June 2017	5,513	→
Quarter ending September 2017	5,579	→
Variance since September 2016	3.5%	↑



ACTIVITY



Month	Adjusted Scheduled Activity (UDA)	
	2017	2018
April	679	548
May	1,723	1,765
June	2,611	2,628
July	3,807	3,724
August	5,055	4,876
September	5,824	5,840
October	6,984	
November	8,426	
December	9,488	
January	10,333	
February	11,336	
March	12,754	
April	13,309	
May	13,309	
June	13,309	

QUALITY

	Quantity	Base Number	Contract	AT	Region	England
% of FP17s for the same patient ID Re-attending within 3 months - Children	41	935	4.4%	10.1%	11.4%	11.9%
% of FP17s for the same patient ID Re-attending within 3 months - Adults	305	2,954	10.3%	14.7%	15.7%	15.9%
% of FP17s for the same patient ID Re-attending between 3 & 9 months - Children	585	935	62.6%	60.5%	60.6%	58.1%
% of FP17s for the same patient ID Re-attending between 3 & 9 months - Adults	1,709	2,954	57.9%	52.1%	52.0%	50.6%
% of FP17s for Band 1 Urgent Courses	272	3,601	7.6%	9.9%	9.6%	9.1%
% of FP17s Relating to Free Repair or Replacements	18	3,601	0.5%	0.6%	0.7%	0.8%
% of FP17s Relating to Continuations	24	3,601	0.7%	1.1%	1.0%	1.1%
% of Patients satisfied with the dentistry they have received	10	11	90.9%	92.2%	91.6%	91.4%
% of Patients satisfied with the time they had to wait for an appointment	9	11	81.8%	87.8%	87.9%	87.7%

* This is based on patients treated on this contract for their most recent course of treatment. Figures in italics indicate the base number of FP17s or Patient Questionnaire responses are less than 100. N/A is shown where the base number of responses is less than 10 during the period. % is calculated as Quantity/Base number*100

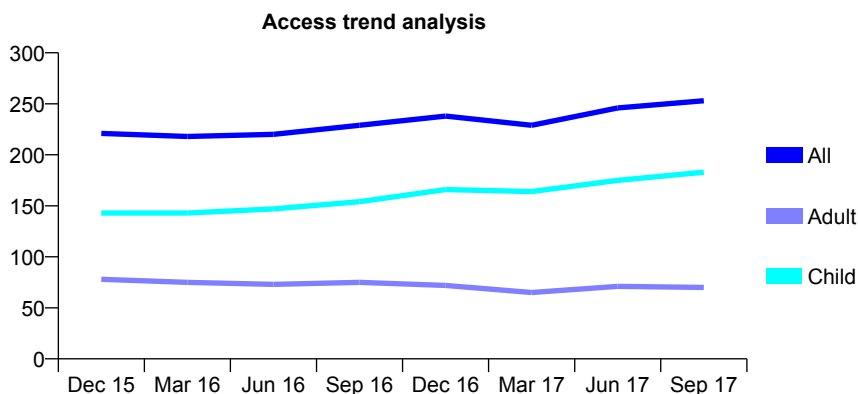
Q70 - Vital Signs At a Glance Contract Report for 101680/0001 - September 2017

Name or company name	Mrs S Robinson
Contract type name	GDS Contract
Purpose of contract	General
Contract start date	01/09/2012
Contract end date	

17/18 Contracted general activity (UDA)	600
Carry forward general activity (UDA)	0
17/18 Contracted orthodontic activity (UOA)	0
Carry forward orthodontic activity (UOA)	0
Baseline contract value	£13,128.75

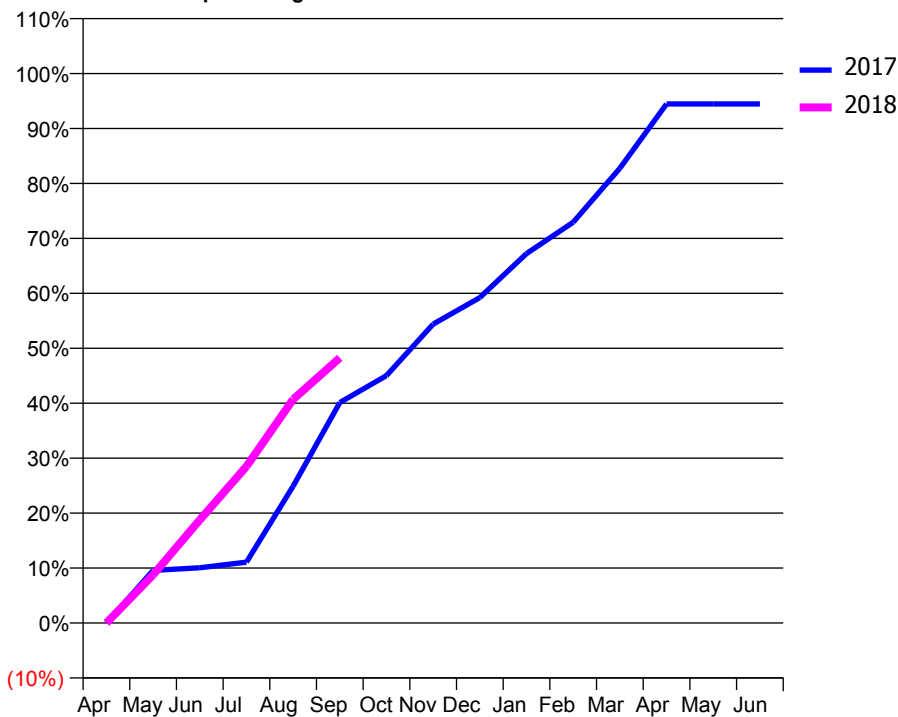
ACCESS*

Patients seen in 24 months	Total	Change since previous quarter
Quarter ending September 2016	229	
Quarter ending December 2016	238	↑
Quarter ending March 2017	229	↓
Quarter ending June 2017	246	↑
Quarter ending September 2017	253	↑
Variance since September 2016	10.5%	↑



ACTIVITY

Cumulative percentage of contracted UDA delivered 2017 & 2018



Month	Adjusted Scheduled Activity (UDA)	
	2017	2018
April	0	0
May	57	53
June	60	113
July	66	171
August	149	244
September	241	290
October	270	
November	326	
December	355	
January	403	
February	438	
March	497	
April	567	
May	567	
June	567	

QUALITY

	Quantity	Base Number	Contract	AT	Region	England
% of FP17s for the same patient ID Re-attending within 3 months - Children	23	171	13.5%	10.1%	11.4%	11.9%
% of FP17s for the same patient ID Re-attending within 3 months - Adults	8	47	17.0%	14.7%	15.7%	15.9%
% of FP17s for the same patient ID Re-attending between 3 & 9 months - Children	91	171	53.2%	60.5%	60.6%	58.1%
% of FP17s for the same patient ID Re-attending between 3 & 9 months - Adults	23	47	48.9%	52.1%	52.0%	50.6%
% of FP17s for Band 1 Urgent Courses	8	179	4.5%	9.9%	9.6%	9.1%
% of FP17s Relating to Free Repair or Replacements	0	179	0.0%	0.6%	0.7%	0.8%
% of FP17s Relating to Continuations	0	179	0.0%	1.1%	1.0%	1.1%
% of Patients satisfied with the dentistry they have received	1	1	N/A	92.2%	91.6%	91.4%
% of Patients satisfied with the time they had to wait for an appointment	1	1	N/A	87.8%	87.9%	87.7%

* This is based on patients treated on this contract for their most recent course of treatment. Figures in italics indicate the base number of FP17s or Patient Questionnaire responses are less than 100. N/A is shown where the base number of responses is less than 10 during the period. % is calculated as Quantity/Base number*100

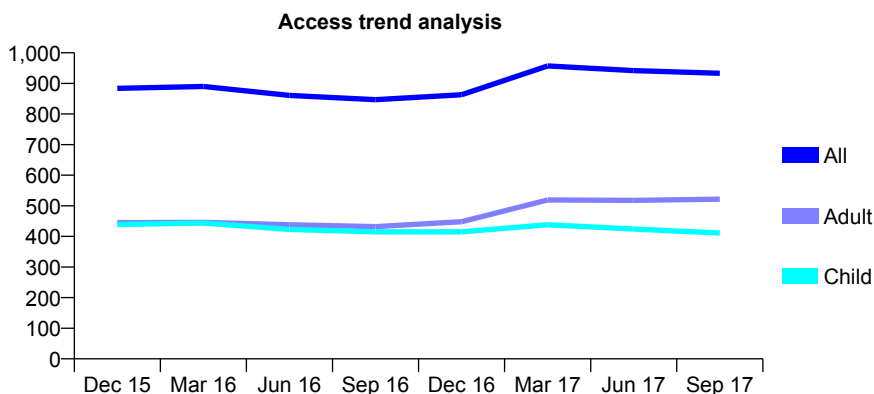
Q70 - Vital Signs At a Glance Contract Report for 101923/0001 - September 2017

Name or company name	Bounty Road Dental Practice Partnership
Contract type name	GDS Contract
Purpose of contract	General
Contract start date	01/04/2009
Contract end date	

17/18 Contracted general activity (UDA)	3,000
Carry forward general activity (UDA)	48
17/18 Contracted orthodontic activity (UOA)	0
Carry forward orthodontic activity (UOA)	0
Baseline contract value	£65,818.66

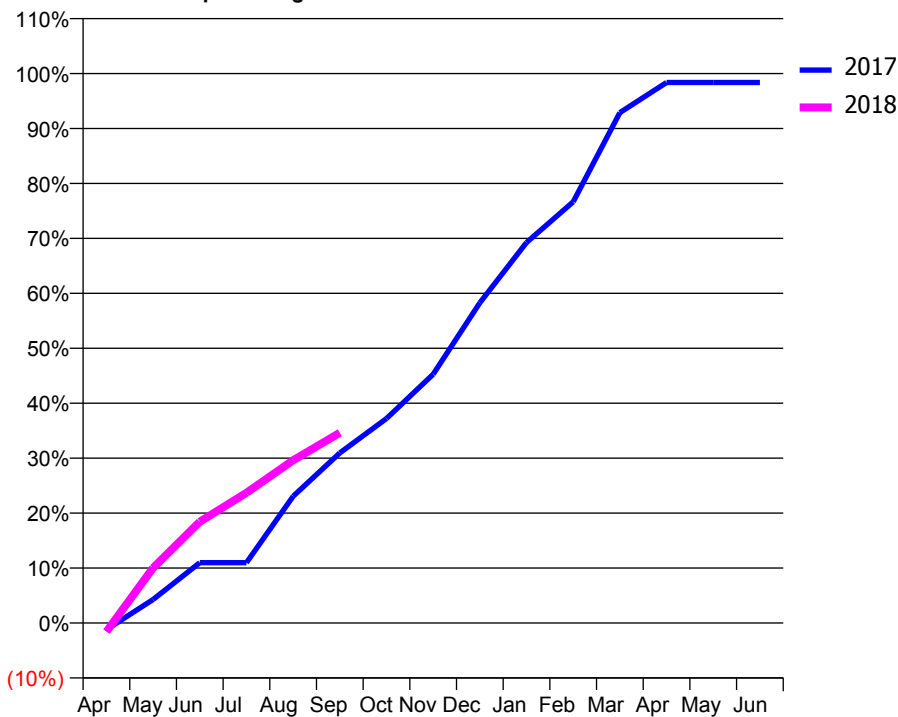
ACCESS*

Patients seen in 24 months	Total	Change since previous quarter
Quarter ending September 2016	847	
Quarter ending December 2016	863	→
Quarter ending March 2017	957	↑
Quarter ending June 2017	942	↓
Quarter ending September 2017	933	→
Variance since September 2016	10.2%	↑



ACTIVITY

Cumulative percentage of contracted UDA delivered 2017 & 2018



Month	Adjusted Scheduled Activity (UDA)	
	2017	2018
April	-37	-48
May	129	301
June	329	553
July	329	711
August	692	888
September	929	1,038
October	1,117	
November	1,358	
December	1,748	
January	2,077	
February	2,300	
March	2,786	
April	2,951	
May	2,951	
June	2,951	

QUALITY

	Quantity	Base Number	Contract	AT	Region	England
% of FP17s for the same patient ID Re-attending within 3 months - Children	16	316	5.1%	10.1%	11.4%	11.9%
% of FP17s for the same patient ID Re-attending within 3 months - Adults	55	285	19.3%	14.7%	15.7%	15.9%
% of FP17s for the same patient ID Re-attending between 3 & 9 months - Children	220	316	69.6%	60.5%	60.6%	58.1%
% of FP17s for the same patient ID Re-attending between 3 & 9 months - Adults	145	285	50.9%	52.1%	52.0%	50.6%
% of FP17s for Band 1 Urgent Courses	42	536	7.8%	9.9%	9.6%	9.1%
% of FP17s Relating to Free Repair or Replacements	1	536	0.2%	0.6%	0.7%	0.8%
% of FP17s Relating to Continuations	13	536	2.4%	1.1%	1.0%	1.1%
% of Patients satisfied with the dentistry they have received	1	1	N/A	92.2%	91.6%	91.4%
% of Patients satisfied with the time they had to wait for an appointment	1	1	N/A	87.8%	87.9%	87.7%

* This is based on patients treated on this contract for their most recent course of treatment. Figures in italics indicate the base number of FP17s or Patient Questionnaire responses are less than 100. N/A is shown where the base number of responses is less than 10 during the period. % is calculated as Quantity/Base number*100

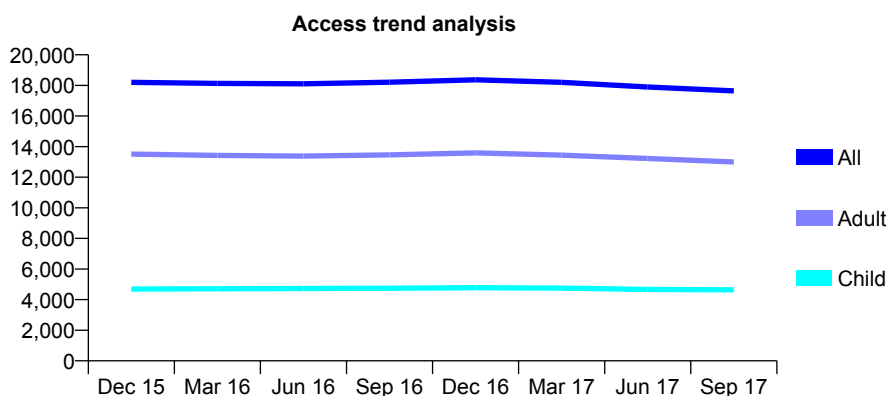
Q70 - Vital Signs At a Glance Contract Report for 102482/0001 - September 2017

Name or company name	Marlfield Saint James Partnership
Contract type name	GDS Contract
Purpose of contract	General
Contract start date	01/04/2011
Contract end date	

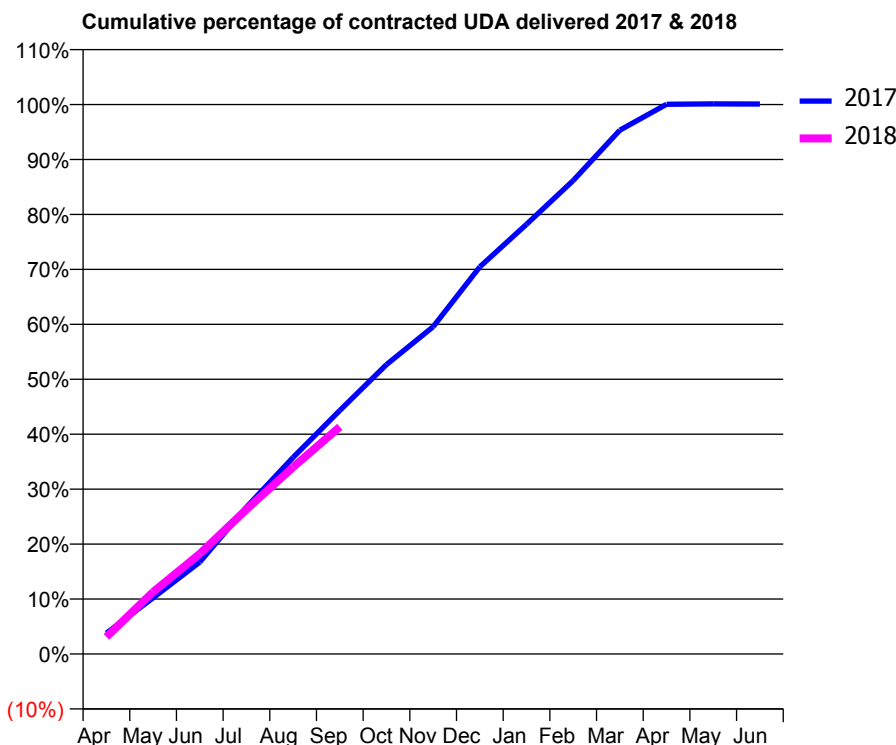
17/18 Contracted general activity (UDA)	45,758
Carry forward general activity (UDA)	0
17/18 Contracted orthodontic activity (UOA)	0
Carry forward orthodontic activity (UOA)	0
Baseline contract value	£1,490,461.06

ACCESS*

Patients seen in 24 months	Total	Change since previous quarter
Quarter ending September 2016	18,206	
Quarter ending December 2016	18,369	→
Quarter ending March 2017	18,197	→
Quarter ending June 2017	17,896	↓
Quarter ending September 2017	17,640	↓
Variance since September 2016	(3.1%)	↓



ACTIVITY



Month	Adjusted Scheduled Activity (UDA)	
	2017	2018
April	1,732	1,432
May	4,675	5,172
June	7,659	8,347
July	12,228	12,039
August	16,368	15,566
September	20,282	18,913
October	24,097	
November	27,258	
December	32,236	
January	35,782	
February	39,426	
March	43,625	
April	45,778	
May	45,805	
June	45,804	

QUALITY

	Quantity	Base Number	Contract	AT	Region	England
% of FP17s for the same patient ID Re-attending within 3 months - Children	230	3,693	6.2%	10.1%	11.4%	11.9%
% of FP17s for the same patient ID Re-attending within 3 months - Adults	1,119	9,399	11.9%	14.7%	15.7%	15.9%
% of FP17s for the same patient ID Re-attending between 3 & 9 months - Children	2,589	3,693	70.1%	60.5%	60.6%	58.1%
% of FP17s for the same patient ID Re-attending between 3 & 9 months - Adults	6,321	9,399	67.3%	52.1%	52.0%	50.6%
% of FP17s for Band 1 Urgent Courses	849	11,896	7.1%	9.9%	9.6%	9.1%
% of FP17s Relating to Free Repair or Replacements	55	11,896	0.5%	0.6%	0.7%	0.8%
% of FP17s Relating to Continuations	30	11,896	0.3%	1.1%	1.0%	1.1%
% of Patients satisfied with the dentistry they have received	30	30	100.0%	92.2%	91.6%	91.4%
% of Patients satisfied with the time they had to wait for an appointment	28	30	93.3%	87.8%	87.9%	87.7%

* This is based on patients treated on this contract for their most recent course of treatment. Figures in italics indicate the base number of FP17s or Patient Questionnaire responses are less than 100. N/A is shown where the base number of responses is less than 10 during the period. % is calculated as Quantity/Base number*100

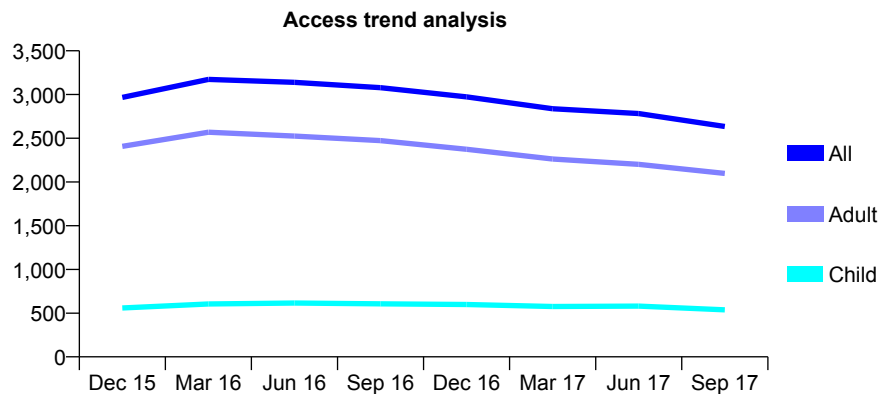
Q70 - Vital Signs At a Glance Contract Report for 102571/0001 - September 2017

Name or company name	Dr R Mihoc
Contract type name	GDS Contract
Purpose of contract	General
Contract start date	01/07/2010
Contract end date	

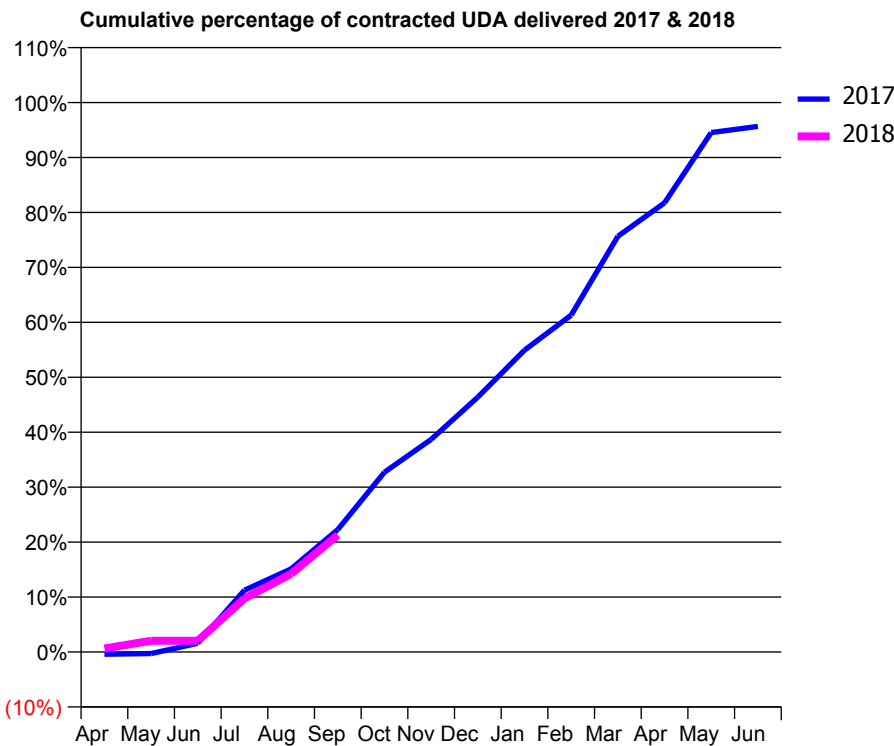
17/18 Contracted general activity (UDA)	6,421
Carry forward general activity (UDA)	0
17/18 Contracted orthodontic activity (UOA)	0
Carry forward orthodontic activity (UOA)	0
Baseline contract value	£138,317.80

ACCESS*

Patients seen in 24 months	Total	Change since previous quarter
Quarter ending September 2016	3,079	
Quarter ending December 2016	2,973	↓
Quarter ending March 2017	2,838	↓
Quarter ending June 2017	2,782	↓
Quarter ending September 2017	2,635	↓
Variance since September 2016	(14.4%)	↓



ACTIVITY



Month	Adjusted Scheduled Activity (UDA)	
	2017	2018
April	-28	42
May	-19	132
June	102	132
July	722	625
August	972	914
September	1,431	1,367
October	2,101	
November	2,484	
December	2,979	
January	3,526	
February	3,937	
March	4,858	
April	5,248	
May	6,070	
June	6,142	

QUALITY

	Quantity	Base Number	Contract	AT	Region	England
% of FP17s for the same patient ID Re-attending within 3 months - Children	5	244	2.0%	10.1%	11.4%	11.9%
% of FP17s for the same patient ID Re-attending within 3 months - Adults	26	797	3.3%	14.7%	15.7%	15.9%
% of FP17s for the same patient ID Re-attending between 3 & 9 months - Children	108	244	44.3%	60.5%	60.6%	58.1%
% of FP17s for the same patient ID Re-attending between 3 & 9 months - Adults	360	797	45.2%	52.1%	52.0%	50.6%
% of FP17s for Band 1 Urgent Courses	1	647	0.2%	9.9%	9.6%	9.1%
% of FP17s Relating to Free Repair or Replacements	0	647	0.0%	0.6%	0.7%	0.8%
% of FP17s Relating to Continuations	0	647	0.0%	1.1%	1.0%	1.1%
% of Patients satisfied with the dentistry they have received	2	3	N/A	92.2%	91.6%	91.4%
% of Patients satisfied with the time they had to wait for an appointment	3	3	N/A	87.8%	87.9%	87.7%

* This is based on patients treated on this contract for their most recent course of treatment. Figures in italics indicate the base number of FP17s or Patient Questionnaire responses are less than 100. N/A is shown where the base number of responses is less than 10 during the period. % is calculated as Quantity/Base number*100

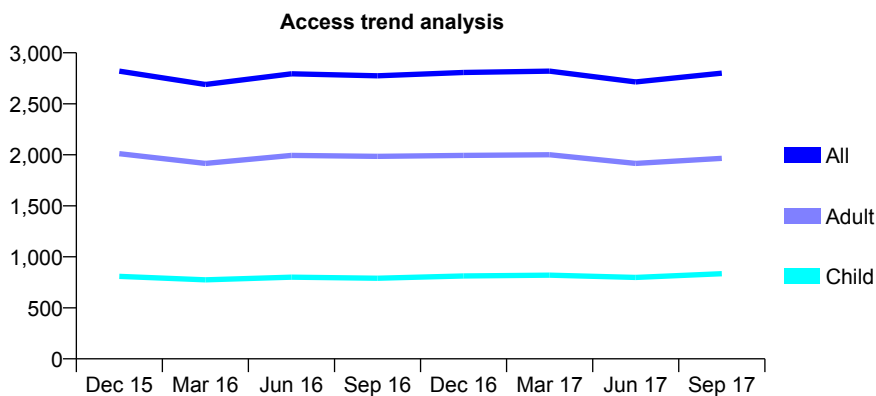
Q70 - Vital Signs At a Glance Contract Report for 103187/0001 - September 2017

Name or company name	Southsea Dental Care Ltd
Contract type name	GDS Contract
Purpose of contract	General
Contract start date	01/07/2008
Contract end date	

17/18 Contracted general activity (UDA)	13,737
Carry forward general activity (UDA)	0
17/18 Contracted orthodontic activity (UOA)	0
Carry forward orthodontic activity (UOA)	0
Baseline contract value	£327,165.83

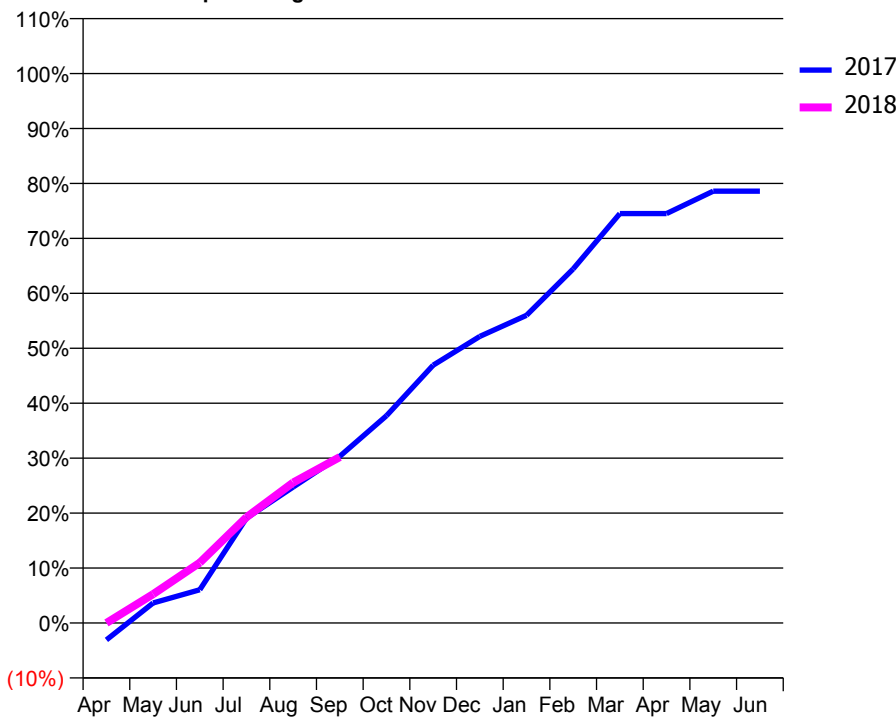
ACCESS*

Patients seen in 24 months	Total	Change since previous quarter
Quarter ending September 2016	2,775	
Quarter ending December 2016	2,807	→
Quarter ending March 2017	2,820	→
Quarter ending June 2017	2,714	↓
Quarter ending September 2017	2,800	↑
Variance since September 2016	0.9%	→



ACTIVITY

Cumulative percentage of contracted UDA delivered 2017 & 2018



Month	Adjusted Scheduled Activity (UDA)	
	2017	2018
April	-426	0
May	502	721
June	830	1,507
July	2,622	2,644
August	3,398	3,513
September	4,169	4,148
October	5,181	
November	6,446	
December	7,165	
January	7,693	
February	8,853	
March	10,235	
April	10,235	
May	10,795	
June	10,795	

QUALITY

	Quantity	Base Number	Contract	AT	Region	England
% of FP17s for the same patient ID Re-attending within 3 months - Children	32	444	7.2%	10.1%	11.4%	11.9%
% of FP17s for the same patient ID Re-attending within 3 months - Adults	154	1,026	15.0%	14.7%	15.7%	15.9%
% of FP17s for the same patient ID Re-attending between 3 & 9 months - Children	179	444	40.3%	60.5%	60.6%	58.1%
% of FP17s for the same patient ID Re-attending between 3 & 9 months - Adults	464	1,026	45.2%	52.1%	52.0%	50.6%
% of FP17s for Band 1 Urgent Courses	183	1,349	13.6%	9.9%	9.6%	9.1%
% of FP17s Relating to Free Repair or Replacements	19	1,349	1.4%	0.6%	0.7%	0.8%
% of FP17s Relating to Continuations	10	1,349	0.7%	1.1%	1.0%	1.1%
% of Patients satisfied with the dentistry they have received	3	3	N/A	92.2%	91.6%	91.4%
% of Patients satisfied with the time they had to wait for an appointment	3	3	N/A	87.8%	87.9%	87.7%

* This is based on patients treated on this contract for their most recent course of treatment. Figures in italics indicate the base number of FP17s or Patient Questionnaire responses are less than 100. N/A is shown where the base number of responses is less than 10 during the period. % is calculated as Quantity/Base number*100

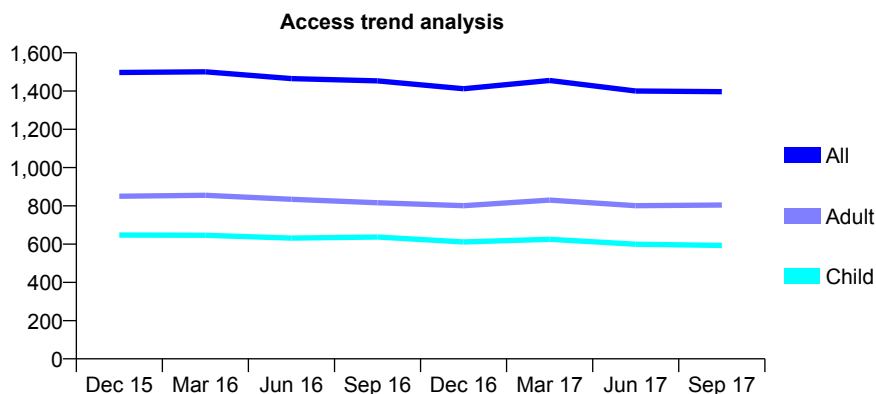
Q70 - Vital Signs At a Glance Contract Report for 103608/0001 - September 2017

Name or company name	Aaron Campbell
Contract type name	GDS Contract
Purpose of contract	General
Contract start date	01/09/2011
Contract end date	

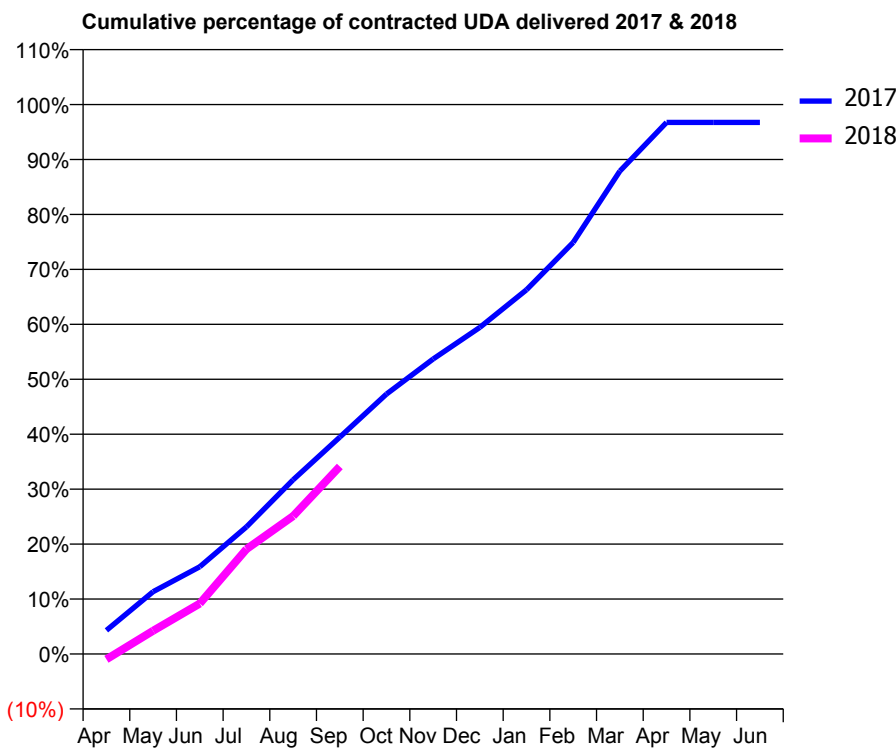
17/18 Contracted general activity (UDA)	3,900
Carry forward general activity (UDA)	127
17/18 Contracted orthodontic activity (UOA)	0
Carry forward orthodontic activity (UOA)	0
Baseline contract value	£103,674.38

ACCESS*

Patients seen in 24 months	Total	Change since previous quarter
Quarter ending September 2016	1,453	
Quarter ending December 2016	1,412	↓
Quarter ending March 2017	1,455	↑
Quarter ending June 2017	1,400	↓
Quarter ending September 2017	1,397	→
Variance since September 2016	(3.9%)	↓



ACTIVITY



Month	Adjusted Scheduled Activity (UDA)	
	2017	2018
April	168	-39
May	442	165
June	619	358
July	903	745
August	1,237	979
September	1,539	1,331
October	1,845	
November	2,094	
December	2,319	
January	2,585	
February	2,921	
March	3,427	
April	3,772	
May	3,772	
June	3,772	

QUALITY

	Quantity	Base Number	Contract	AT	Region	England
% of FP17s for the same patient ID Re-attending within 3 months - Children	14	448	3.1%	10.1%	11.4%	11.9%
% of FP17s for the same patient ID Re-attending within 3 months - Adults	58	513	11.3%	14.7%	15.7%	15.9%
% of FP17s for the same patient ID Re-attending between 3 & 9 months - Children	284	448	63.4%	60.5%	60.6%	58.1%
% of FP17s for the same patient ID Re-attending between 3 & 9 months - Adults	316	513	61.6%	52.1%	52.0%	50.6%
% of FP17s for Band 1 Urgent Courses	50	844	5.9%	9.9%	9.6%	9.1%
% of FP17s Relating to Free Repair or Replacements	1	844	0.1%	0.6%	0.7%	0.8%
% of FP17s Relating to Continuations	6	844	0.7%	1.1%	1.0%	1.1%
% of Patients satisfied with the dentistry they have received	0	0	N/A	92.2%	91.6%	91.4%
% of Patients satisfied with the time they had to wait for an appointment	0	0	N/A	87.8%	87.9%	87.7%

* This is based on patients treated on this contract for their most recent course of treatment. Figures in italics indicate the base number of FP17s or Patient Questionnaire responses are less than 100. N/A is shown where the base number of responses is less than 10 during the period. % is calculated as Quantity/Base number*100

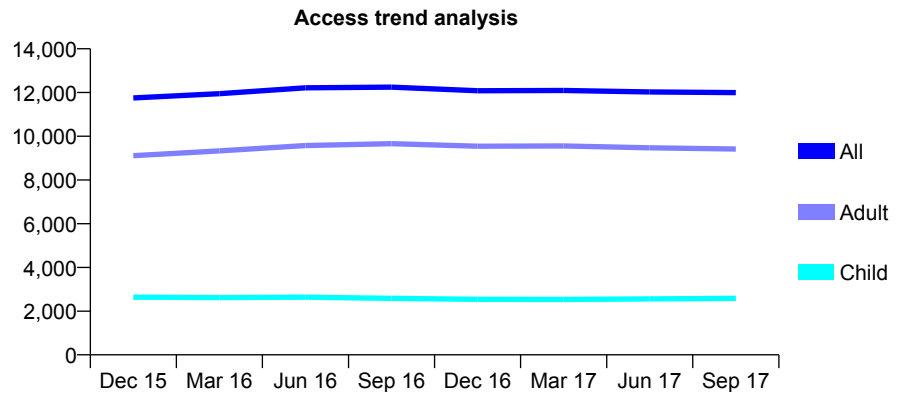
Q70 - Vital Signs At a Glance Contract Report for 105414/0001 - September 2017

Name or company name	First Choice Dental Limited
Contract type name	GDS Contract
Purpose of contract	General
Contract start date	01/04/2006
Contract end date	

17/18 Contracted general activity (UDA)	41,208
Carry forward general activity (UDA)	0
17/18 Contracted orthodontic activity (UOA)	0
Carry forward orthodontic activity (UOA)	0
Baseline contract value	£1,333,492.49

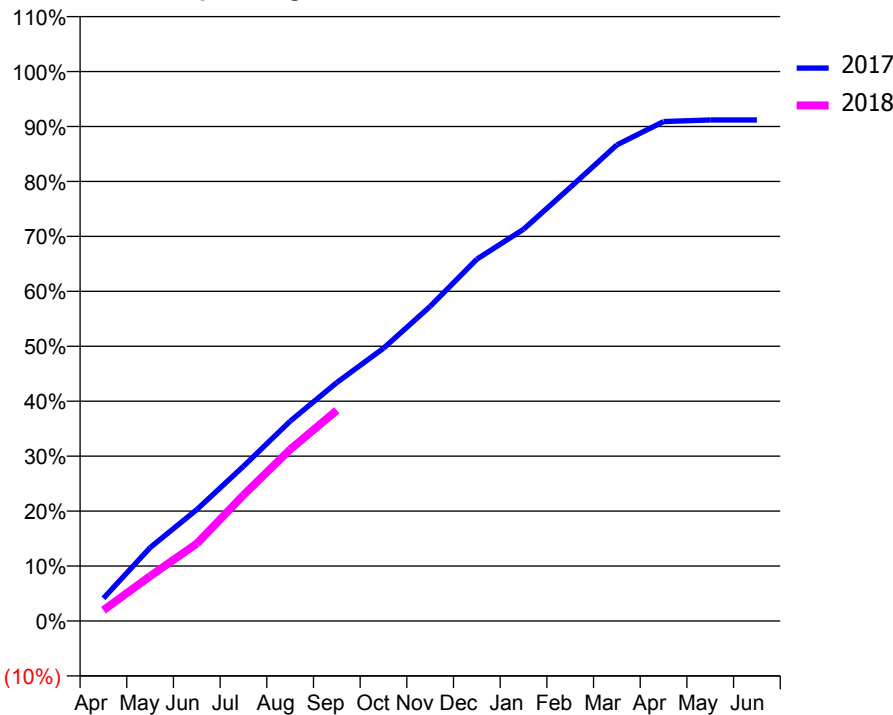
ACCESS*

Patients seen in 24 months	Total	Change since previous quarter
Quarter ending September 2016	12,246	
Quarter ending December 2016	12,083	↓
Quarter ending March 2017	12,094	→
Quarter ending June 2017	12,029	→
Quarter ending September 2017	11,995	→
Variance since September 2016	(2.0%)	↓



ACTIVITY

Cumulative percentage of contracted UDA delivered 2017 & 2018



Month	2017	2018
April	1,700	811
May	5,508	3,366
June	8,352	5,803
July	11,603	9,448
August	14,982	12,860
September	17,887	15,806
October	20,457	
November	23,592	
December	27,138	
January	29,377	
February	32,514	
March	35,701	
April	37,458	
May	37,575	
June	37,575	

QUALITY

	Quantity	Base Number	Contract	AT	Region	England
% of FP17s for the same patient ID Re-attending within 3 months - Children	111	1,896	5.9%	10.1%	11.4%	11.9%
% of FP17s for the same patient ID Re-attending within 3 months - Adults	826	5,929	13.9%	14.7%	15.7%	15.9%
% of FP17s for the same patient ID Re-attending between 3 & 9 months - Children	940	1,896	49.6%	60.5%	60.6%	58.1%
% of FP17s for the same patient ID Re-attending between 3 & 9 months - Adults	2,538	5,929	42.8%	52.1%	52.0%	50.6%
% of FP17s for Band 1 Urgent Courses	501	7,024	7.1%	9.9%	9.6%	9.1%
% of FP17s Relating to Free Repair or Replacements	49	7,024	0.7%	0.6%	0.7%	0.8%
% of FP17s Relating to Continuations	124	7,024	1.8%	1.1%	1.0%	1.1%
% of Patients satisfied with the dentistry they have received	17	19	89.5%	92.2%	91.6%	91.4%
% of Patients satisfied with the time they had to wait for an appointment	16	19	84.2%	87.8%	87.9%	87.7%

* This is based on patients treated on this contract for their most recent course of treatment. Figures in italics indicate the base number of FP17s or Patient Questionnaire responses are less than 100. N/A is shown where the base number of responses is less than 10 during the period. % is calculated as Quantity/Base number*100

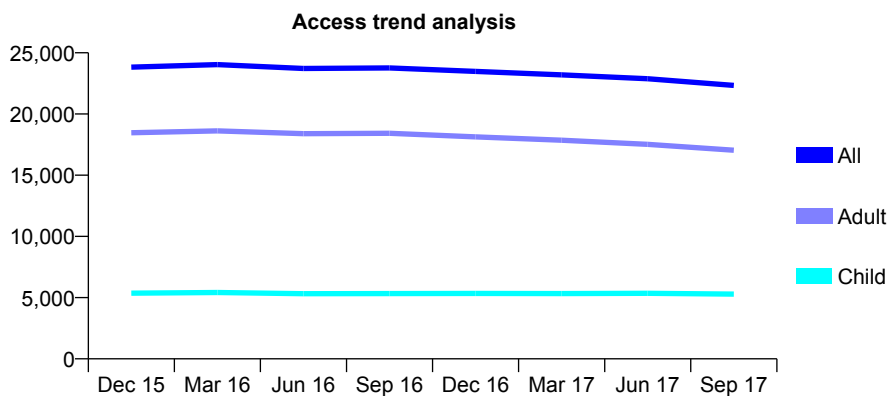
Q70 - Vital Signs At a Glance Contract Report for 105414/0006 - September 2017

Name or company name	First Choice Dental Limited
Contract type name	GDS Contract
Purpose of contract	General
Contract start date	02/04/2006
Contract end date	

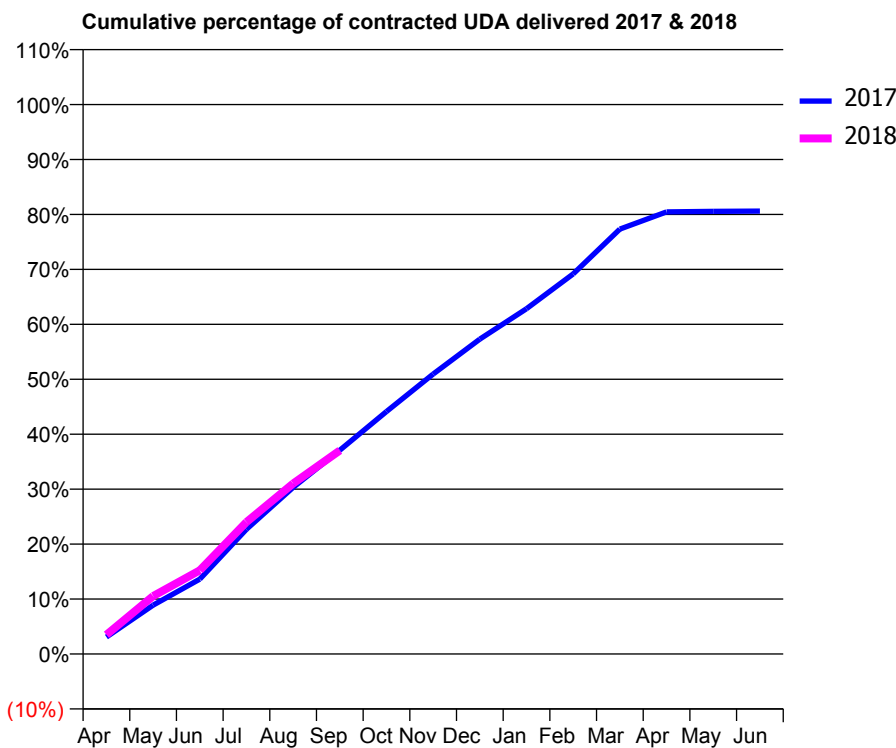
17/18 Contracted general activity (UDA)	63,565
Carry forward general activity (UDA)	0
17/18 Contracted orthodontic activity (UOA)	0
Carry forward orthodontic activity (UOA)	0
Baseline contract value	£2,030,442.86

ACCESS*

Patients seen in 24 months	Total	Change since previous quarter
Quarter ending September 2016	23,763	
Quarter ending December 2016	23,478	↓
Quarter ending March 2017	23,197	↓
Quarter ending June 2017	22,882	↓
Quarter ending September 2017	22,332	↓
Variance since September 2016	(6.0%)	↓



ACTIVITY



Month	Adjusted Scheduled Activity (UDA)	
	2017	2018
April	2,151	2,228
May	6,159	6,710
June	9,437	9,683
July	15,729	15,260
August	21,008	19,724
September	25,714	23,541
October	30,591	
November	35,319	
December	39,719	
January	43,544	
February	47,935	
March	53,590	
April	55,763	
May	55,823	
June	55,858	

QUALITY

	Quantity	Base Number	Contract	AT	Region	England
% of FP17s for the same patient ID Re-attending within 3 months - Children	143	3,077	4.6%	10.1%	11.4%	11.9%
% of FP17s for the same patient ID Re-attending within 3 months - Adults	745	8,495	8.8%	14.7%	15.7%	15.9%
% of FP17s for the same patient ID Re-attending between 3 & 9 months - Children	1,462	3,077	47.5%	60.5%	60.6%	58.1%
% of FP17s for the same patient ID Re-attending between 3 & 9 months - Adults	3,766	8,495	44.3%	52.1%	52.0%	50.6%
% of FP17s for Band 1 Urgent Courses	642	10,557	6.1%	9.9%	9.6%	9.1%
% of FP17s Relating to Free Repair or Replacements	31	10,557	0.3%	0.6%	0.7%	0.8%
% of FP17s Relating to Continuations	118	10,557	1.1%	1.1%	1.0%	1.1%
% of Patients satisfied with the dentistry they have received	21	21	100.0%	92.2%	91.6%	91.4%
% of Patients satisfied with the time they had to wait for an appointment	18	21	85.7%	87.8%	87.9%	87.7%

* This is based on patients treated on this contract for their most recent course of treatment. Figures in italics indicate the base number of FP17s or Patient Questionnaire responses are less than 100. N/A is shown where the base number of responses is less than 10 during the period. % is calculated as Quantity/Base number*100

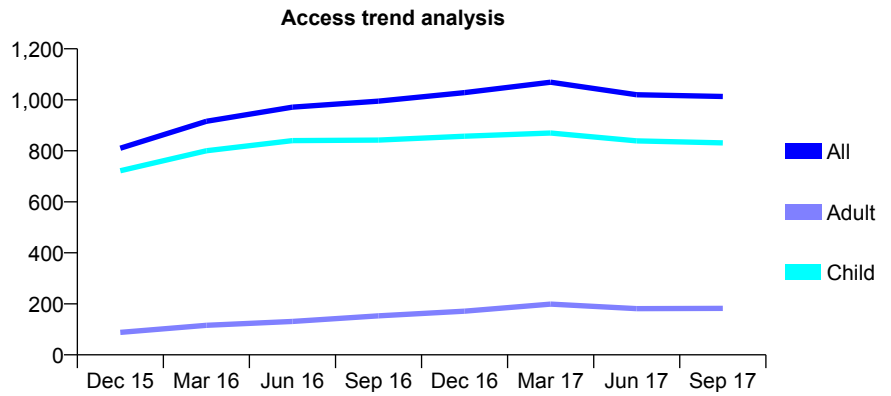
Q70 - Vital Signs At a Glance Contract Report for 106488/0001 - September 2017

Name or company name	Solent House Dental Centre
Contract type name	GDS Contract
Purpose of contract	General
Contract start date	01/04/2015
Contract end date	

17/18 Contracted general activity (UDA)	1,991
Carry forward general activity (UDA)	0
17/18 Contracted orthodontic activity (UOA)	0
Carry forward orthodontic activity (UOA)	0
Baseline contract value	£52,475.36

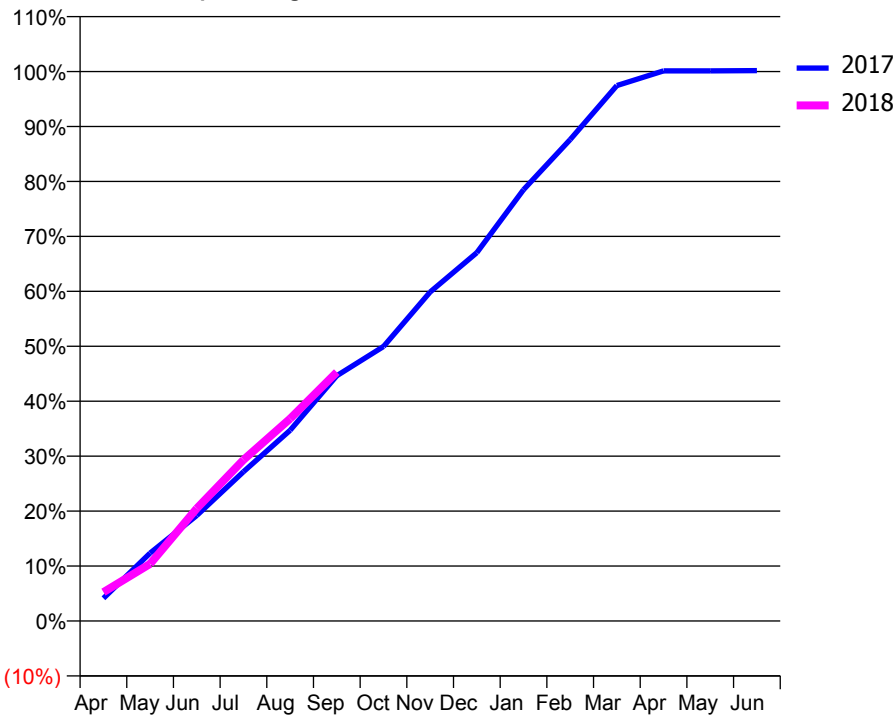
ACCESS*

Patients seen in 24 months	Total	Change since previous quarter
Quarter ending September 2016	995	
Quarter ending December 2016	1,028	↑
Quarter ending March 2017	1,069	↑
Quarter ending June 2017	1,020	↓
Quarter ending September 2017	1,013	→
Variance since September 2016	1.8%	→



ACTIVITY

Cumulative percentage of contracted UDA delivered 2017 & 2018



Month	Adjusted Scheduled Activity (UDA)	
	2017	2018
April	82	104
May	246	207
June	383	408
July	541	584
August	691	733
September	889	902
October	995	
November	1,192	
December	1,335	
January	1,563	
February	1,745	
March	1,940	
April	1,993	
May	1,993	
June	1,994	

QUALITY

	Quantity	Base Number	Contract	AT	Region	England
% of FP17s for the same patient ID Re-attending within 3 months - Children	36	651	5.5%	10.1%	11.4%	11.9%
% of FP17s for the same patient ID Re-attending within 3 months - Adults	6	83	7.2%	14.7%	15.7%	15.9%
% of FP17s for the same patient ID Re-attending between 3 & 9 months - Children	492	651	75.6%	60.5%	60.6%	58.1%
% of FP17s for the same patient ID Re-attending between 3 & 9 months - Adults	58	83	69.9%	52.1%	52.0%	50.6%
% of FP17s for Band 1 Urgent Courses	20	698	2.9%	9.9%	9.6%	9.1%
% of FP17s Relating to Free Repair or Replacements	0	698	0.0%	0.6%	0.7%	0.8%
% of FP17s Relating to Continuations	0	698	0.0%	1.1%	1.0%	1.1%
% of Patients satisfied with the dentistry they have received	0	0	N/A	92.2%	91.6%	91.4%
% of Patients satisfied with the time they had to wait for an appointment	0	0	N/A	87.8%	87.9%	87.7%

* This is based on patients treated on this contract for their most recent course of treatment. Figures in italics indicate the base number of FP17s or Patient Questionnaire responses are less than 100. N/A is shown where the base number of responses is less than 10 during the period. % is calculated as Quantity/Base number*100

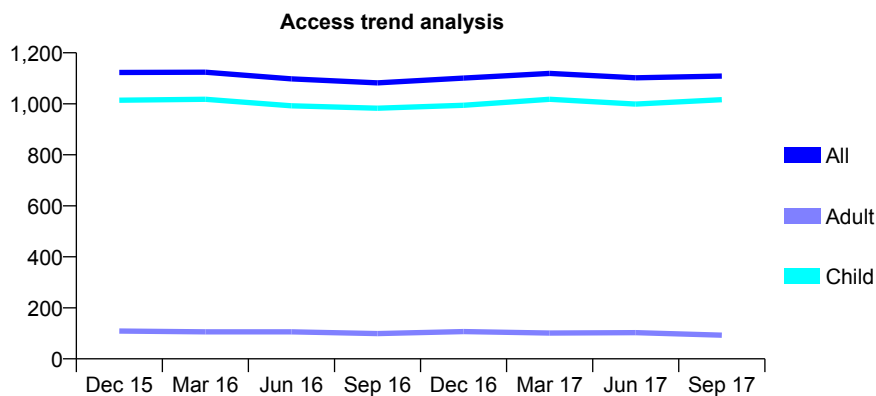
Q70 - Vital Signs At a Glance Contract Report for 106615/0001 - September 2017

Name or company name	Westphal & Srinivasan
Contract type name	GDS Contract
Purpose of contract	General
Contract start date	01/03/2012
Contract end date	

17/18 Contracted general activity (UDA)	3,136
Carry forward general activity (UDA)	62
17/18 Contracted orthodontic activity (UOA)	0
Carry forward orthodontic activity (UOA)	0
Baseline contract value	£91,171.96

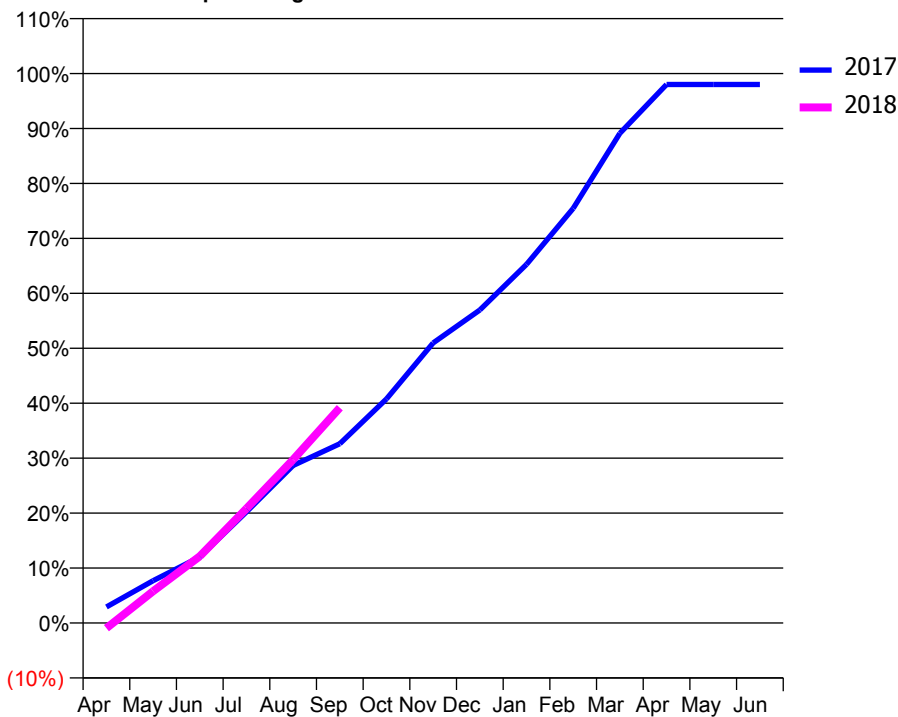
ACCESS*

Patients seen in 24 months	Total	Change since previous quarter
Quarter ending September 2016	1,082	
Quarter ending December 2016	1,101	→
Quarter ending March 2017	1,119	→
Quarter ending June 2017	1,102	↓
Quarter ending September 2017	1,109	→
Variance since September 2016	2.5%	↑



ACTIVITY

Cumulative percentage of contracted UDA delivered 2017 & 2018



Month	Adjusted Scheduled Activity (UDA)	
	2017	2018
April	92	-30
May	241	181
June	377	381
July	634	653
August	899	933
September	1,023	1,229
October	1,279	
November	1,599	
December	1,786	
January	2,046	
February	2,367	
March	2,795	
April	3,073	
May	3,073	
June	3,073	

QUALITY

	Quantity	Base Number	Contract	AT	Region	England
% of FP17s for the same patient ID Re-attending within 3 months - Children	120	947	12.7%	10.1%	11.4%	11.9%
% of FP17s for the same patient ID Re-attending within 3 months - Adults	0	0	N/A	14.7%	15.7%	15.9%
% of FP17s for the same patient ID Re-attending between 3 & 9 months - Children	628	947	66.3%	60.5%	60.6%	58.1%
% of FP17s for the same patient ID Re-attending between 3 & 9 months - Adults	0	0	N/A	52.1%	52.0%	50.6%
% of FP17s for Band 1 Urgent Courses	14	819	1.7%	9.9%	9.6%	9.1%
% of FP17s Relating to Free Repair or Replacements	0	819	0.0%	0.6%	0.7%	0.8%
% of FP17s Relating to Continuations	6	819	0.7%	1.1%	1.0%	1.1%
% of Patients satisfied with the dentistry they have received	1	1	N/A	92.2%	91.6%	91.4%
% of Patients satisfied with the time they had to wait for an appointment	1	1	N/A	87.8%	87.9%	87.7%

* This is based on patients treated on this contract for their most recent course of treatment. Figures in italics indicate the base number of FP17s or Patient Questionnaire responses are less than 100. N/A is shown where the base number of responses is less than 10 during the period. % is calculated as Quantity/Base number*100

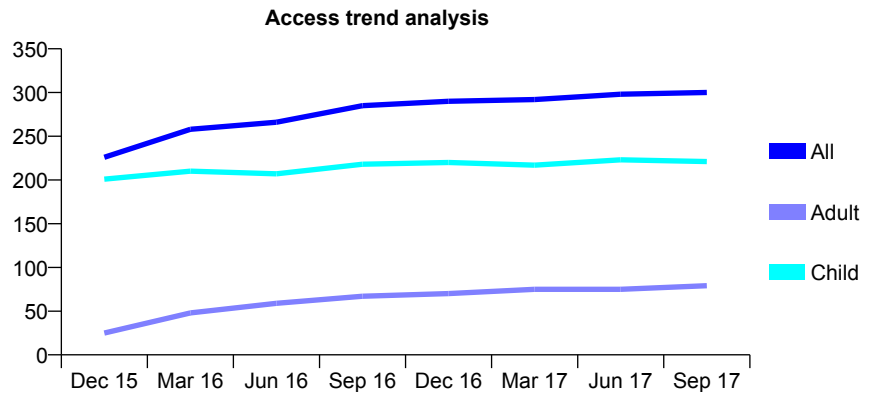
Q70 - Vital Signs At a Glance Contract Report for 106763/0001 - September 2017

Name or company name	The Dental Centre Cowplain Ltd
Contract type name	GDS Contract
Purpose of contract	General
Contract start date	01/05/2015
Contract end date	

17/18 Contracted general activity (UDA)	700
Carry forward general activity (UDA)	0
17/18 Contracted orthodontic activity (UOA)	0
Carry forward orthodontic activity (UOA)	0
Baseline contract value	£16,156.80

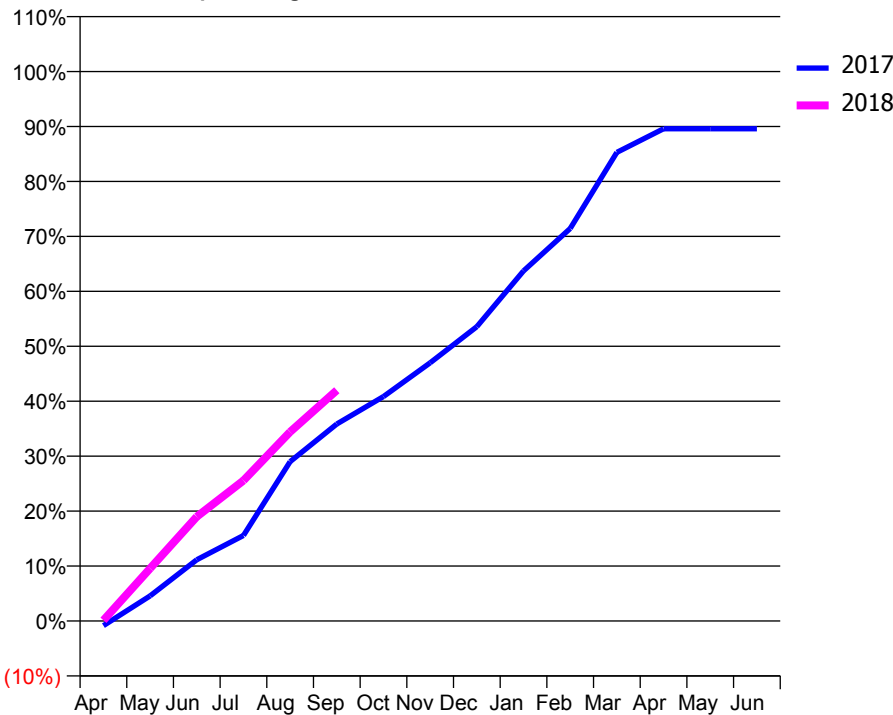
ACCESS*

Patients seen in 24 months	Total	Change since previous quarter
Quarter ending September 2016	285	
Quarter ending December 2016	290	→
Quarter ending March 2017	292	→
Quarter ending June 2017	298	↑
Quarter ending September 2017	300	→
Variance since September 2016	5.3%	↑



ACTIVITY

Cumulative percentage of contracted UDA delivered 2017 & 2018



Month	Adjusted Scheduled Activity (UDA)	
	2017	2018
April	-6	1
May	32	67
June	78	133
July	109	179
August	203	241
September	251	294
October	286	
November	329	
December	375	
January	446	
February	500	
March	597	
April	627	
May	627	
June	627	

QUALITY

	Quantity	Base Number	Contract	AT	Region	England
% of FP17s for the same patient ID Re-attending within 3 months - Children	7	174	4.0%	10.1%	11.4%	11.9%
% of FP17s for the same patient ID Re-attending within 3 months - Adults	6	35	17.1%	14.7%	15.7%	15.9%
% of FP17s for the same patient ID Re-attending between 3 & 9 months - Children	111	174	63.8%	60.5%	60.6%	58.1%
% of FP17s for the same patient ID Re-attending between 3 & 9 months - Adults	17	35	48.6%	52.1%	52.0%	50.6%
% of FP17s for Band 1 Urgent Courses	0	194	0.0%	9.9%	9.6%	9.1%
% of FP17s Relating to Free Repair or Replacements	0	194	0.0%	0.6%	0.7%	0.8%
% of FP17s Relating to Continuations	6	194	3.1%	1.1%	1.0%	1.1%
% of Patients satisfied with the dentistry they have received	0	0	N/A	92.2%	91.6%	91.4%
% of Patients satisfied with the time they had to wait for an appointment	0	0	N/A	87.8%	87.9%	87.7%

* This is based on patients treated on this contract for their most recent course of treatment. Figures in italics indicate the base number of FP17s or Patient Questionnaire responses are less than 100. N/A is shown where the base number of responses is less than 10 during the period. % is calculated as Quantity/Base number*100

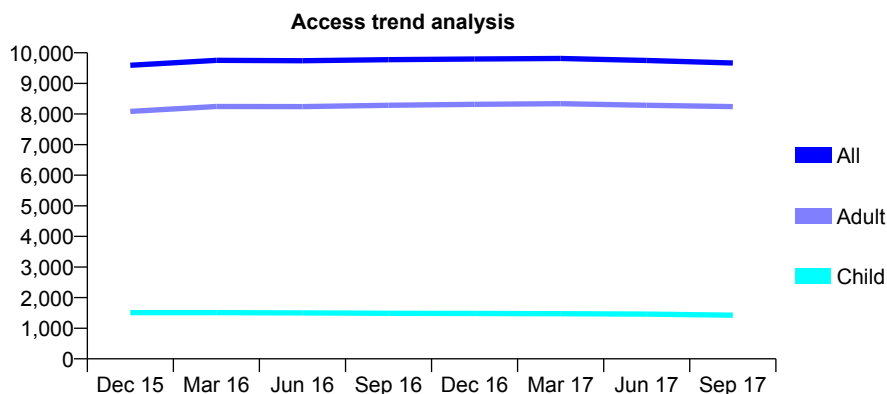
Q70 - Vital Signs At a Glance Contract Report for 108669/0001 - September 2017

Name or company name	Knibbs Dental Surgery Limited
Contract type name	GDS Contract
Purpose of contract	General
Contract start date	01/04/2007
Contract end date	

17/18 Contracted general activity (UDA)	29,497
Carry forward general activity (UDA)	0
17/18 Contracted orthodontic activity (UOA)	0
Carry forward orthodontic activity (UOA)	0
Baseline contract value	£841,266.62

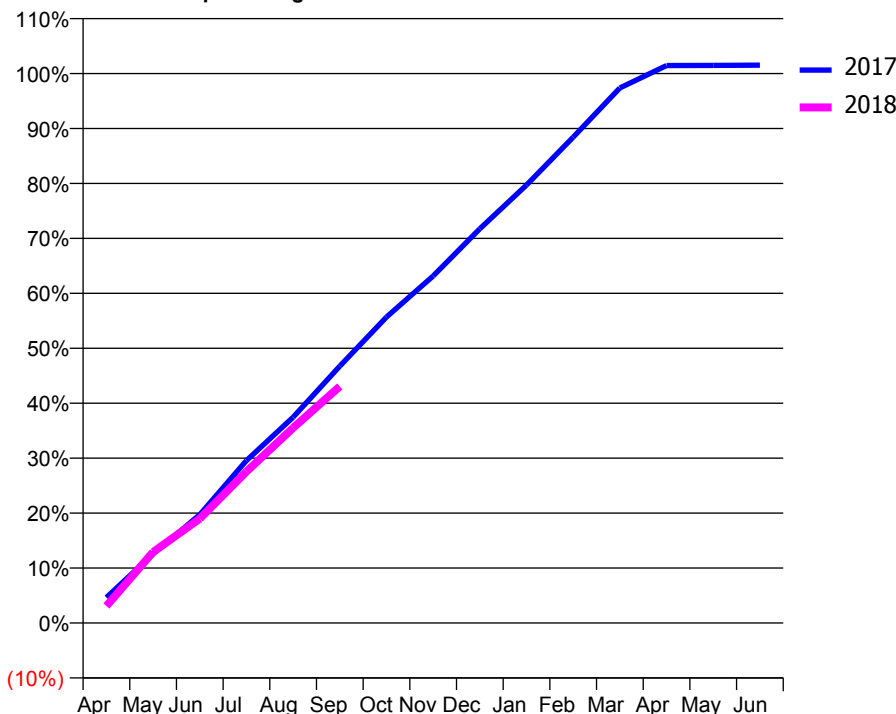
ACCESS*

Patients seen in 24 months	Total	Change since previous quarter
Quarter ending September 2016	9,774	
Quarter ending December 2016	9,799	→
Quarter ending March 2017	9,813	→
Quarter ending June 2017	9,751	→
Quarter ending September 2017	9,665	→
Variance since September 2016	(1.1%)	↓



ACTIVITY

Cumulative percentage of contracted UDA delivered 2017 & 2018



Month	Adjusted Scheduled Activity (UDA)	
	2017	2018
April	1,373	915
May	3,712	3,808
June	5,815	5,598
July	8,723	8,130
August	11,045	10,474
September	13,793	12,705
October	16,424	
November	18,631	
December	21,161	
January	23,512	
February	26,084	
March	28,720	
April	29,926	
May	29,930	
June	29,943	

QUALITY

	Quantity	Base Number	Contract	AT	Region	England
% of FP17s for the same patient ID Re-attending within 3 months - Children	79	1,189	6.6%	10.1%	11.4%	11.9%
% of FP17s for the same patient ID Re-attending within 3 months - Adults	1,068	6,824	15.7%	14.7%	15.7%	15.9%
% of FP17s for the same patient ID Re-attending between 3 & 9 months - Children	827	1,189	69.6%	60.5%	60.6%	58.1%
% of FP17s for the same patient ID Re-attending between 3 & 9 months - Adults	4,305	6,824	63.1%	52.1%	52.0%	50.6%
% of FP17s for Band 1 Urgent Courses	636	7,382	8.6%	9.9%	9.6%	9.1%
% of FP17s Relating to Free Repair or Replacements	81	7,382	1.1%	0.6%	0.7%	0.8%
% of FP17s Relating to Continuations	93	7,382	1.3%	1.1%	1.0%	1.1%
% of Patients satisfied with the dentistry they have received	13	13	100.0%	92.2%	91.6%	91.4%
% of Patients satisfied with the time they had to wait for an appointment	13	13	100.0%	87.8%	87.9%	87.7%

* This is based on patients treated on this contract for their most recent course of treatment. Figures in italics indicate the base number of FP17s or Patient Questionnaire responses are less than 100. N/A is shown where the base number of responses is less than 10 during the period. % is calculated as Quantity/Base number*100

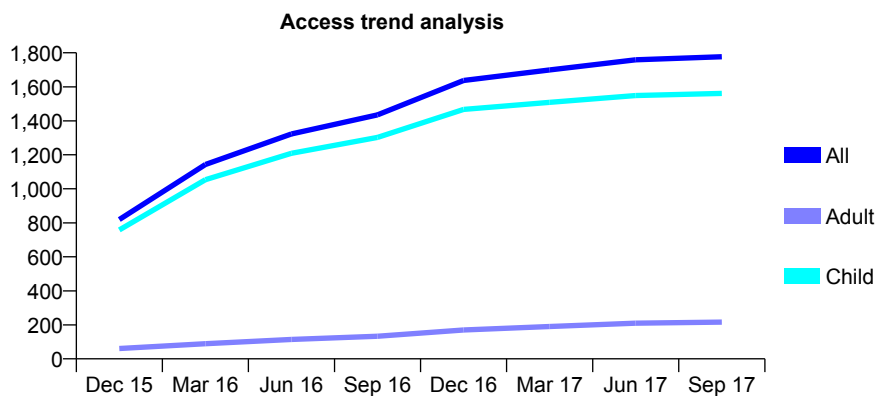
Q70 - Vital Signs At a Glance Contract Report for 109770/0001 - September 2017

Name or company name	Marlott Road Partnership
Contract type name	GDS Contract
Purpose of contract	General
Contract start date	21/07/2015
Contract end date	

17/18 Contracted general activity (UDA)	3,290
Carry forward general activity (UDA)	0
17/18 Contracted orthodontic activity (UOA)	0
Carry forward orthodontic activity (UOA)	0
Baseline contract value	£83,588.77

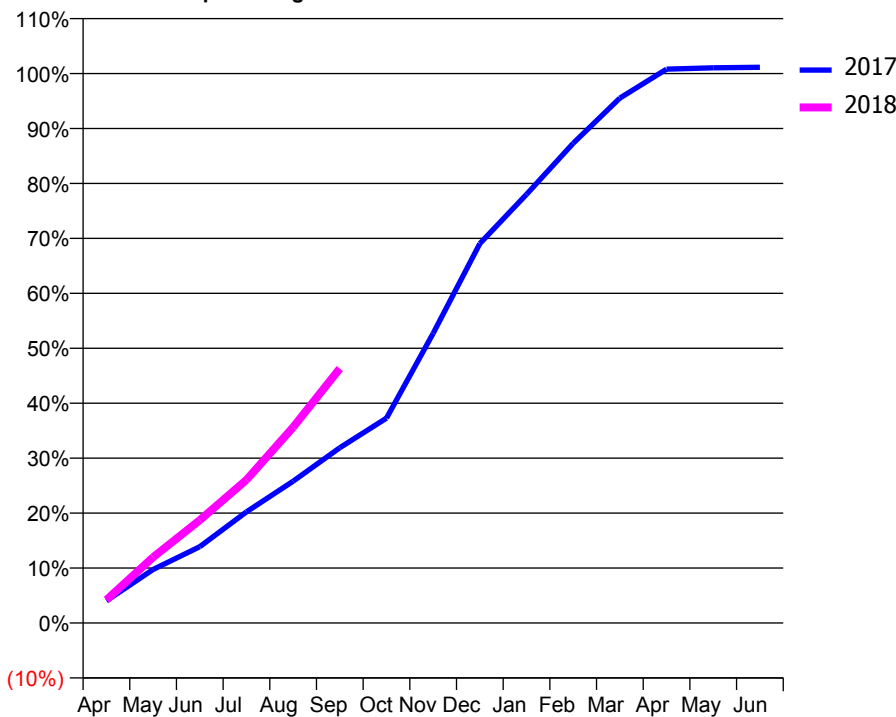
ACCESS*

Patients seen in 24 months	Total	Change since previous quarter
Quarter ending September 2016	1,435	
Quarter ending December 2016	1,637	↑
Quarter ending March 2017	1,699	↑
Quarter ending June 2017	1,759	↑
Quarter ending September 2017	1,777	→
Variance since September 2016	23.8%	↑



ACTIVITY

Cumulative percentage of contracted UDA delivered 2017 & 2018



Month	Adjusted Scheduled Activity (UDA)	
	2017	2018
April	133	138
May	321	394
June	457	616
July	665	857
August	849	1,173
September	1,050	1,523
October	1,227	
November	1,734	
December	2,271	
January	2,567	
February	2,872	
March	3,143	
April	3,316	
May	3,324	
June	3,327	

QUALITY

	Quantity	Base Number	Contract	AT	Region	England
% of FP17s for the same patient ID Re-attending within 3 months - Children	78	1,043	7.5%	10.1%	11.4%	11.9%
% of FP17s for the same patient ID Re-attending within 3 months - Adults	10	59	16.9%	14.7%	15.7%	15.9%
% of FP17s for the same patient ID Re-attending between 3 & 9 months - Children	420	1,043	40.3%	60.5%	60.6%	58.1%
% of FP17s for the same patient ID Re-attending between 3 & 9 months - Adults	19	59	32.2%	52.1%	52.0%	50.6%
% of FP17s for Band 1 Urgent Courses	37	1,005	3.7%	9.9%	9.6%	9.1%
% of FP17s Relating to Free Repair or Replacements	0	1,005	0.0%	0.6%	0.7%	0.8%
% of FP17s Relating to Continuations	2	1,005	0.2%	1.1%	1.0%	1.1%
% of Patients satisfied with the dentistry they have received	1	1	N/A	92.2%	91.6%	91.4%
% of Patients satisfied with the time they had to wait for an appointment	1	1	N/A	87.8%	87.9%	87.7%

* This is based on patients treated on this contract for their most recent course of treatment. Figures in italics indicate the base number of FP17s or Patient Questionnaire responses are less than 100. N/A is shown where the base number of responses is less than 10 during the period. % is calculated as Quantity/Base number*100

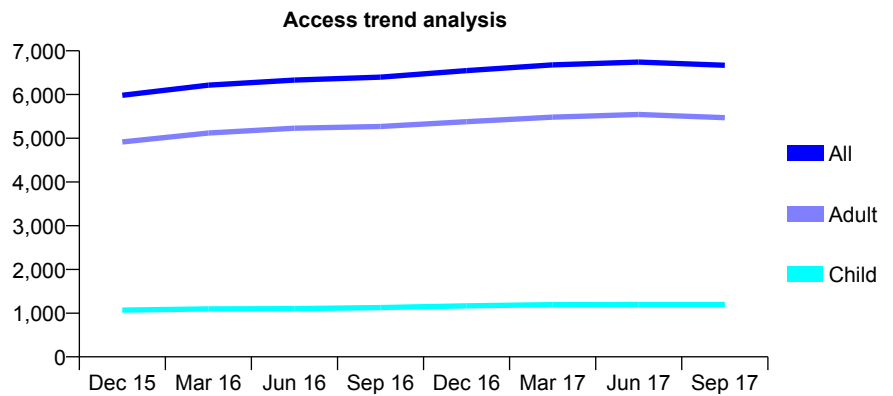
Q70 - Vital Signs At a Glance Contract Report for 109878/0001 - September 2017

Name or company name	Hampshire Terrace Dental Care
Contract type name	GDS Contract
Purpose of contract	General
Contract start date	01/09/2011
Contract end date	

17/18 Contracted general activity (UDA)	17,197
Carry forward general activity (UDA)	89
17/18 Contracted orthodontic activity (UOA)	0
Carry forward orthodontic activity (UOA)	0
Baseline contract value	£433,701.56

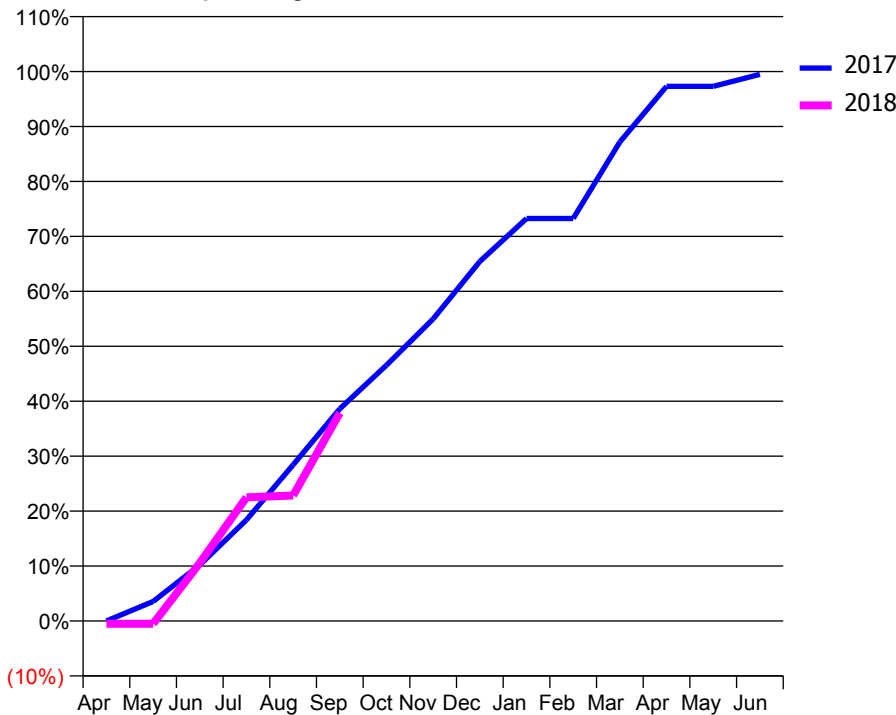
ACCESS*

Patients seen in 24 months	Total	Change since previous quarter
Quarter ending September 2016	6,398	
Quarter ending December 2016	6,547	↑
Quarter ending March 2017	6,677	→
Quarter ending June 2017	6,742	→
Quarter ending September 2017	6,669	↓
Variance since September 2016	4.2%	↑



ACTIVITY

Cumulative percentage of contracted UDA delivered 2017 & 2018



Month	Adjusted Scheduled Activity (UDA)	
	2017	2018
April	0	-89
May	613	-89
June	1,753	1,818
July	3,164	3,870
August	4,891	3,930
September	6,643	6,511
October	8,004	
November	9,453	
December	11,253	
January	12,595	
February	12,595	
March	14,990	
April	16,732	
May	16,732	
June	17,108	

QUALITY

	Quantity	Base Number	Contract	AT	Region	England
% of FP17s for the same patient ID Re-attending within 3 months - Children	57	998	5.7%	10.1%	11.4%	11.9%
% of FP17s for the same patient ID Re-attending within 3 months - Adults	567	4,040	14.0%	14.7%	15.7%	15.9%
% of FP17s for the same patient ID Re-attending between 3 & 9 months - Children	536	998	53.7%	60.5%	60.6%	58.1%
% of FP17s for the same patient ID Re-attending between 3 & 9 months - Adults	2,238	4,040	55.4%	52.1%	52.0%	50.6%
% of FP17s for Band 1 Urgent Courses	252	3,247	7.8%	9.9%	9.6%	9.1%
% of FP17s Relating to Free Repair or Replacements	23	3,247	0.7%	0.6%	0.7%	0.8%
% of FP17s Relating to Continuations	13	3,247	0.4%	1.1%	1.0%	1.1%
% of Patients satisfied with the dentistry they have received	7	8	N/A	92.2%	91.6%	91.4%
% of Patients satisfied with the time they had to wait for an appointment	6	8	N/A	87.8%	87.9%	87.7%

* This is based on patients treated on this contract for their most recent course of treatment. Figures in italics indicate the base number of FP17s or Patient Questionnaire responses are less than 100. N/A is shown where the base number of responses is less than 10 during the period. % is calculated as Quantity/Base number*100

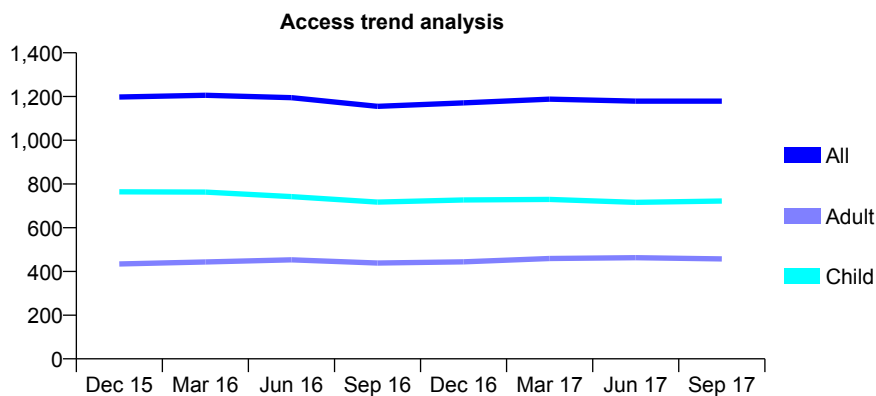
Q70 - Vital Signs At a Glance Contract Report for 109916/0001 - September 2017

Name or company name	Mrs B Macmillan
Contract type name	GDS Contract
Purpose of contract	General
Contract start date	28/06/2010
Contract end date	

17/18 Contracted general activity (UDA)	2,885
Carry forward general activity (UDA)	22
17/18 Contracted orthodontic activity (UOA)	0
Carry forward orthodontic activity (UOA)	0
Baseline contract value	£62,371.14

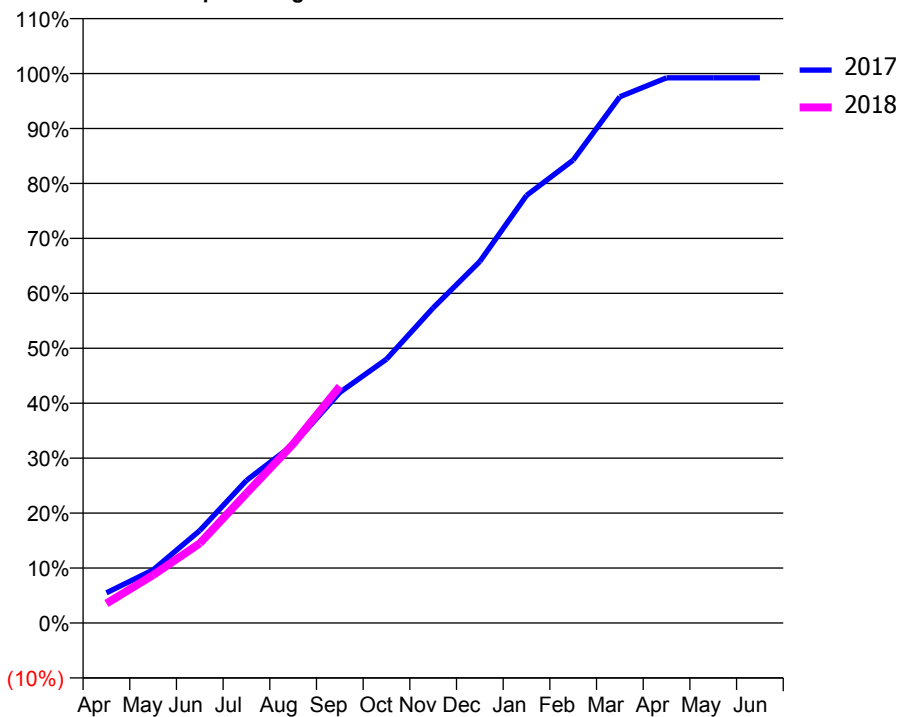
ACCESS*

Patients seen in 24 months	Total	Change since previous quarter
Quarter ending September 2016	1,155	
Quarter ending December 2016	1,171	→
Quarter ending March 2017	1,188	→
Quarter ending June 2017	1,179	→
Quarter ending September 2017	1,179	→
Variance since September 2016	2.1%	↑



ACTIVITY

Cumulative percentage of contracted UDA delivered 2017 & 2018



Month	Adjusted Scheduled Activity (UDA)	
	2017	2018
April	158	102
May	279	252
June	485	418
July	749	681
August	937	940
September	1,211	1,242
October	1,385	
November	1,655	
December	1,898	
January	2,245	
February	2,430	
March	2,763	
April	2,862	
May	2,862	
June	2,862	

QUALITY

	Quantity	Base Number	Contract	AT	Region	England
% of FP17s for the same patient ID Re-attending within 3 months - Children	24	583	4.1%	10.1%	11.4%	11.9%
% of FP17s for the same patient ID Re-attending within 3 months - Adults	24	245	9.8%	14.7%	15.7%	15.9%
% of FP17s for the same patient ID Re-attending between 3 & 9 months - Children	418	583	71.7%	60.5%	60.6%	58.1%
% of FP17s for the same patient ID Re-attending between 3 & 9 months - Adults	142	245	58.0%	52.1%	52.0%	50.6%
% of FP17s for Band 1 Urgent Courses	22	756	2.9%	9.9%	9.6%	9.1%
% of FP17s Relating to Free Repair or Replacements	0	756	0.0%	0.6%	0.7%	0.8%
% of FP17s Relating to Continuations	6	756	0.8%	1.1%	1.0%	1.1%
% of Patients satisfied with the dentistry they have received	0	0	N/A	92.2%	91.6%	91.4%
% of Patients satisfied with the time they had to wait for an appointment	0	0	N/A	87.8%	87.9%	87.7%

* This is based on patients treated on this contract for their most recent course of treatment. Figures in italics indicate the base number of FP17s or Patient Questionnaire responses are less than 100. N/A is shown where the base number of responses is less than 10 during the period. % is calculated as Quantity/Base number*100

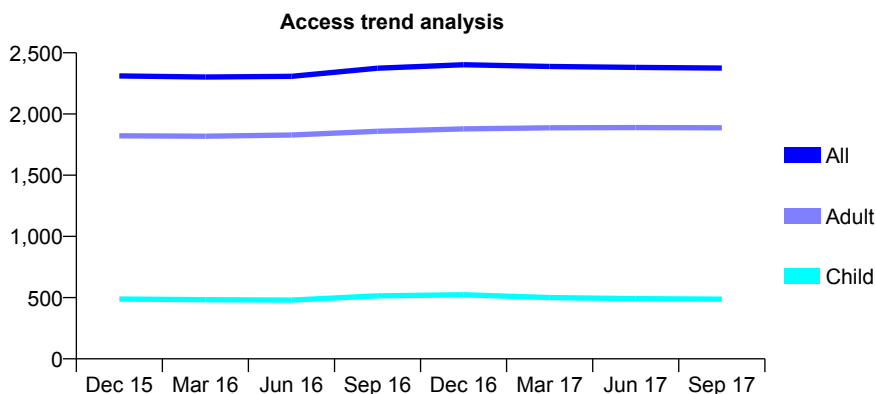
Q70 - Vital Signs At a Glance Contract Report for 110485/0001 - September 2017

Name or company name	Mr M C Omar
Contract type name	GDS Contract
Purpose of contract	General
Contract start date	01/10/2013
Contract end date	

17/18 Contracted general activity (UDA)	7,987
Carry forward general activity (UDA)	0
17/18 Contracted orthodontic activity (UOA)	0
Carry forward orthodontic activity (UOA)	0
Baseline contract value	£179,181.52

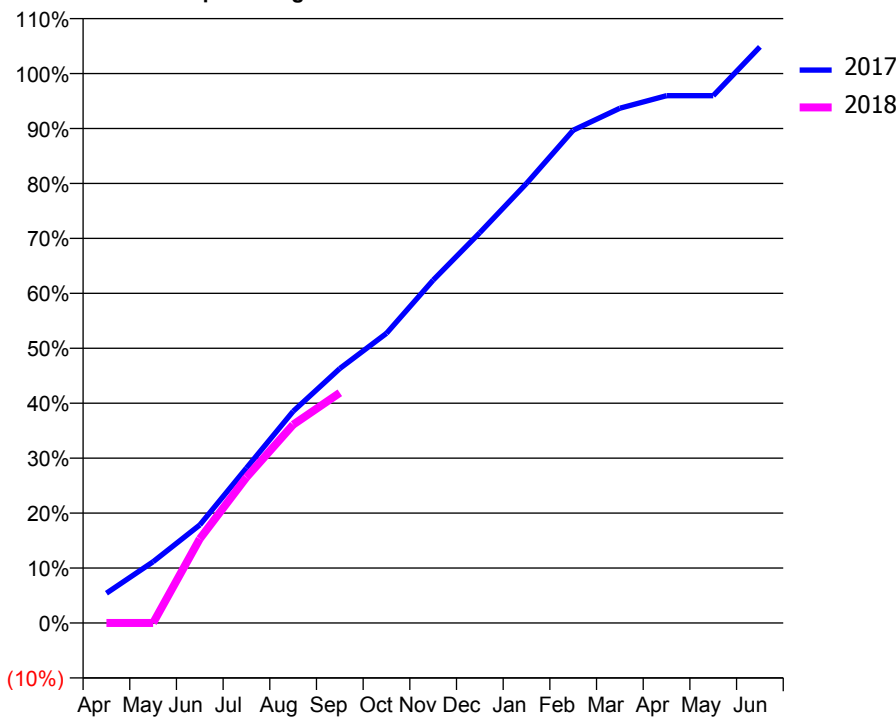
ACCESS*

Patients seen in 24 months	Total	Change since previous quarter
Quarter ending September 2016	2,374	
Quarter ending December 2016	2,402	→
Quarter ending March 2017	2,388	→
Quarter ending June 2017	2,381	→
Quarter ending September 2017	2,375	→
Variance since September 2016	0.0%	→



ACTIVITY

Cumulative percentage of contracted UDA delivered 2017 & 2018



Month	Adjusted Scheduled Activity (UDA)	
	2017	2018
April	432	0
May	890	0
June	1,425	1,224
July	2,254	2,117
August	3,076	2,883
September	3,698	3,346
October	4,211	
November	4,984	
December	5,673	
January	6,389	
February	7,162	
March	7,483	
April	7,665	
May	7,665	
June	8,373	

QUALITY

	Quantity	Base Number	Contract	AT	Region	England
% of FP17s for the same patient ID Re-attending within 3 months - Children	37	496	7.5%	10.1%	11.4%	11.9%
% of FP17s for the same patient ID Re-attending within 3 months - Adults	217	1,587	13.7%	14.7%	15.7%	15.9%
% of FP17s for the same patient ID Re-attending between 3 & 9 months - Children	356	496	71.8%	60.5%	60.6%	58.1%
% of FP17s for the same patient ID Re-attending between 3 & 9 months - Adults	871	1,587	54.9%	52.1%	52.0%	50.6%
% of FP17s for Band 1 Urgent Courses	80	1,685	4.7%	9.9%	9.6%	9.1%
% of FP17s Relating to Free Repair or Replacements	21	1,685	1.2%	0.6%	0.7%	0.8%
% of FP17s Relating to Continuations	7	1,685	0.4%	1.1%	1.0%	1.1%
% of Patients satisfied with the dentistry they have received	4	5	N/A	92.2%	91.6%	91.4%
% of Patients satisfied with the time they had to wait for an appointment	4	5	N/A	87.8%	87.9%	87.7%

* This is based on patients treated on this contract for their most recent course of treatment. Figures in italics indicate the base number of FP17s or Patient Questionnaire responses are less than 100. N/A is shown where the base number of responses is less than 10 during the period. % is calculated as Quantity/Base number*100

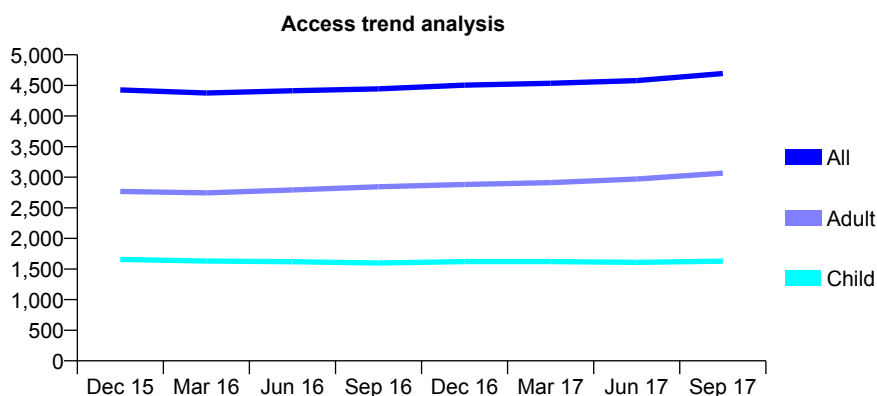
Q70 - Vital Signs At a Glance Contract Report for 110663/0001 - September 2017

Name or company name	Lake Road Dental Practice
Contract type name	GDS Contract
Purpose of contract	General
Contract start date	01/07/2010
Contract end date	

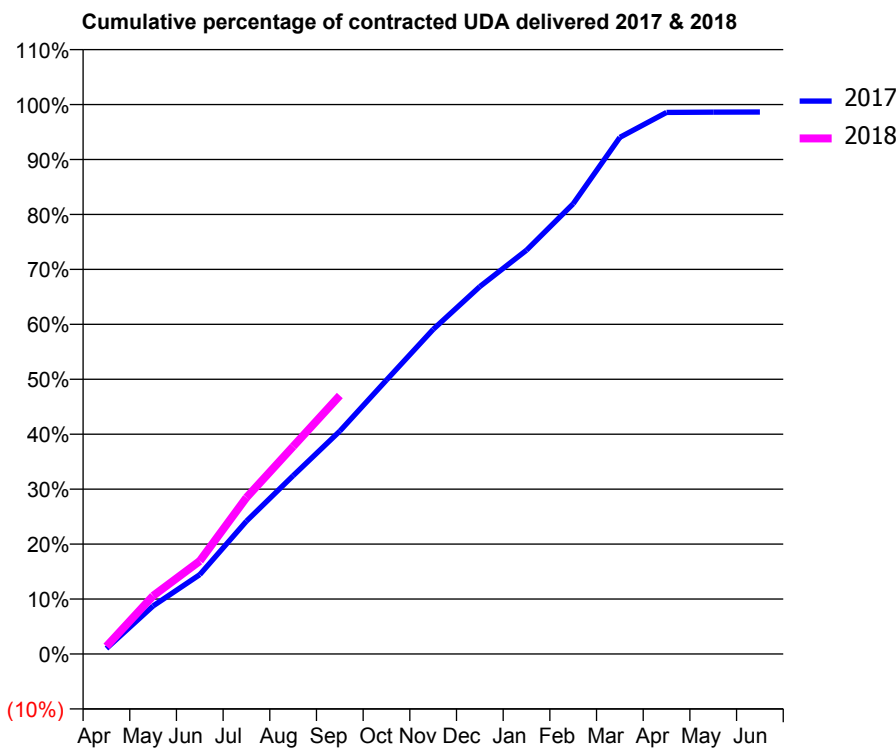
17/18 Contracted general activity (UDA)	17,225
Carry forward general activity (UDA)	235
17/18 Contracted orthodontic activity (UOA)	0
Carry forward orthodontic activity (UOA)	0
Baseline contract value	£476,792.71

ACCESS*

Patients seen in 24 months	Total	Change since previous quarter
Quarter ending September 2016	4,443	
Quarter ending December 2016	4,505	→
Quarter ending March 2017	4,535	→
Quarter ending June 2017	4,579	→
Quarter ending September 2017	4,694	↑
Variance since September 2016	5.6%	↑



ACTIVITY



Month	Adjusted Scheduled Activity (UDA)	
	2017	2018
April	172	241
May	1,507	1,825
June	2,491	2,917
July	4,167	4,905
August	5,591	6,505
September	6,987	8,102
October	8,589	
November	10,176	
December	11,517	
January	12,660	
February	14,113	
March	16,197	
April	16,978	
May	16,984	
June	16,990	

QUALITY

	Quantity	Base Number	Contract	AT	Region	England
% of FP17s for the same patient ID Re-attending within 3 months - Children	102	1,748	5.8%	10.1%	11.4%	11.9%
% of FP17s for the same patient ID Re-attending within 3 months - Adults	279	2,603	10.7%	14.7%	15.7%	15.9%
% of FP17s for the same patient ID Re-attending between 3 & 9 months - Children	1,311	1,748	75.0%	60.5%	60.6%	58.1%
% of FP17s for the same patient ID Re-attending between 3 & 9 months - Adults	1,595	2,603	61.3%	52.1%	52.0%	50.6%
% of FP17s for Band 1 Urgent Courses	440	3,979	11.1%	9.9%	9.6%	9.1%
% of FP17s Relating to Free Repair or Replacements	22	3,979	0.6%	0.6%	0.7%	0.8%
% of FP17s Relating to Continuations	26	3,979	0.7%	1.1%	1.0%	1.1%
% of Patients satisfied with the dentistry they have received	5	5	N/A	92.2%	91.6%	91.4%
% of Patients satisfied with the time they had to wait for an appointment	5	5	N/A	87.8%	87.9%	87.7%

* This is based on patients treated on this contract for their most recent course of treatment. Figures in italics indicate the base number of FP17s or Patient Questionnaire responses are less than 100. N/A is shown where the base number of responses is less than 10 during the period. % is calculated as Quantity/Base number*100

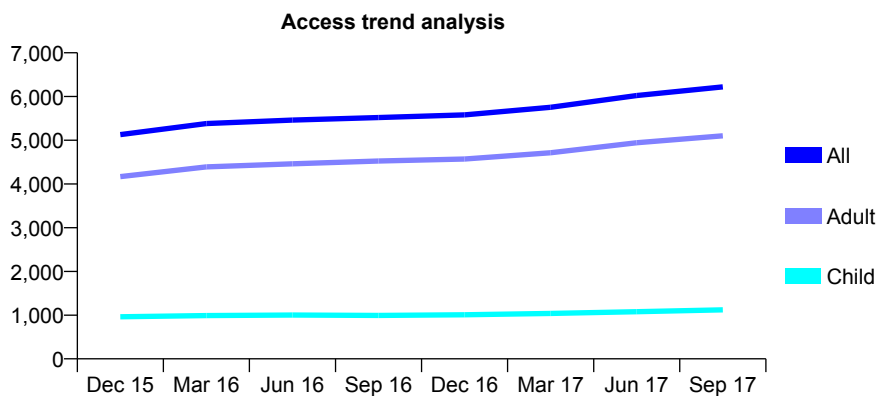
Q70 - Vital Signs At a Glance Contract Report for 110701/0001 - September 2017

Name or company name	Dr H Dhatt
Contract type name	GDS Contract
Purpose of contract	General
Contract start date	01/04/2010
Contract end date	

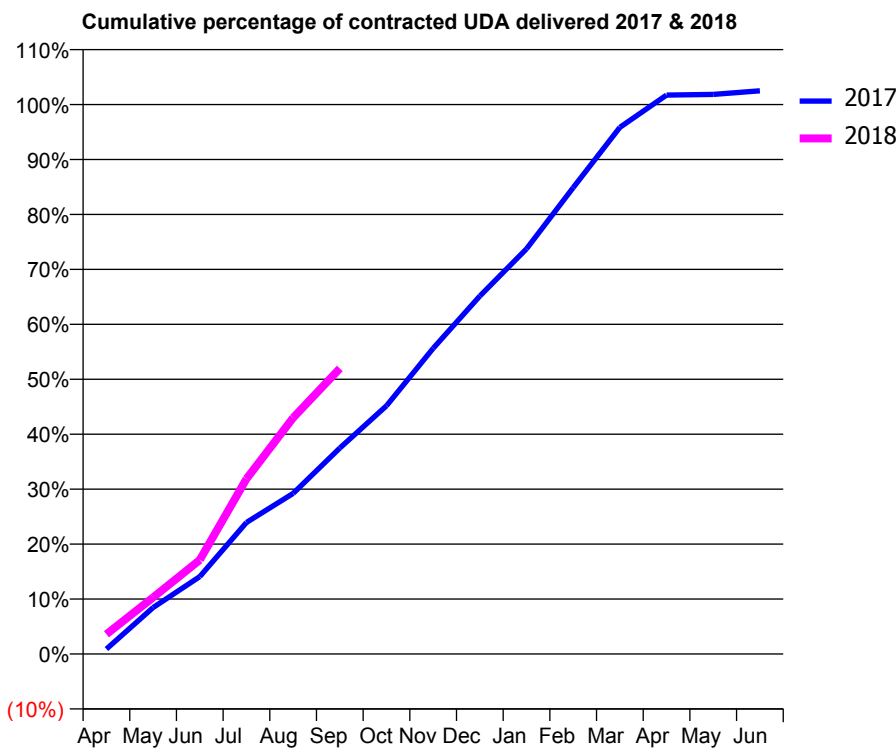
17/18 Contracted general activity (UDA)	18,000
Carry forward general activity (UDA)	0
17/18 Contracted orthodontic activity (UOA)	0
Carry forward orthodontic activity (UOA)	0
Baseline contract value	£473,706.89

ACCESS*

Patients seen in 24 months	Total	Change since previous quarter
Quarter ending September 2016	5,518	
Quarter ending December 2016	5,579	→
Quarter ending March 2017	5,754	↑
Quarter ending June 2017	6,021	↑
Quarter ending September 2017	6,221	↑
Variance since September 2016	12.7%	↑



ACTIVITY



Month	Adjusted Scheduled Activity (UDA)	
	2017	2018
April	164	647
May	1,524	1,853
June	2,537	3,083
July	4,308	5,737
August	5,263	7,738
September	6,745	9,356
October	8,131	
November	10,014	
December	11,724	
January	13,271	
February	15,278	
March	17,251	
April	18,308	
May	18,332	
June	18,447	

QUALITY

	Quantity	Base Number	Contract	AT	Region	England
% of FP17s for the same patient ID Re-attending within 3 months - Children	48	890	5.4%	10.1%	11.4%	11.9%
% of FP17s for the same patient ID Re-attending within 3 months - Adults	490	3,667	13.4%	14.7%	15.7%	15.9%
% of FP17s for the same patient ID Re-attending between 3 & 9 months - Children	515	890	57.9%	60.5%	60.6%	58.1%
% of FP17s for the same patient ID Re-attending between 3 & 9 months - Adults	1,750	3,667	47.7%	52.1%	52.0%	50.6%
% of FP17s for Band 1 Urgent Courses	641	3,761	17.0%	9.9%	9.6%	9.1%
% of FP17s Relating to Free Repair or Replacements	1	3,761	0.0%	0.6%	0.7%	0.8%
% of FP17s Relating to Continuations	11	3,761	0.3%	1.1%	1.0%	1.1%
% of Patients satisfied with the dentistry they have received	10	12	83.3%	92.2%	91.6%	91.4%
% of Patients satisfied with the time they had to wait for an appointment	11	12	91.7%	87.8%	87.9%	87.7%

* This is based on patients treated on this contract for their most recent course of treatment. Figures in italics indicate the base number of FP17s or Patient Questionnaire responses are less than 100. N/A is shown where the base number of responses is less than 10 during the period. % is calculated as Quantity/Base number*100

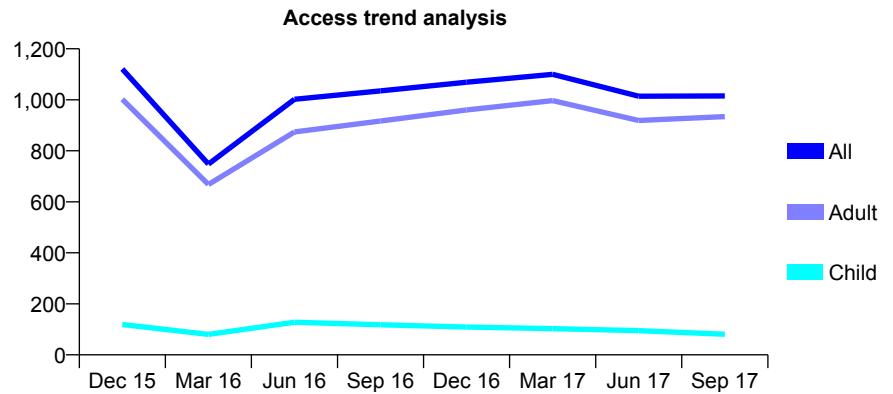
Q70 - Vital Signs At a Glance Contract Report for 111643/0001 - September 2017

Name or company name	West Hill Dental Care
Contract type name	GDS Contract
Purpose of contract	General
Contract start date	01/02/2014
Contract end date	

17/18 Contracted general activity (UDA)	7,439
Carry forward general activity (UDA)	55
17/18 Contracted orthodontic activity (UOA)	0
Carry forward orthodontic activity (UOA)	0
Baseline contract value	£161,407.53

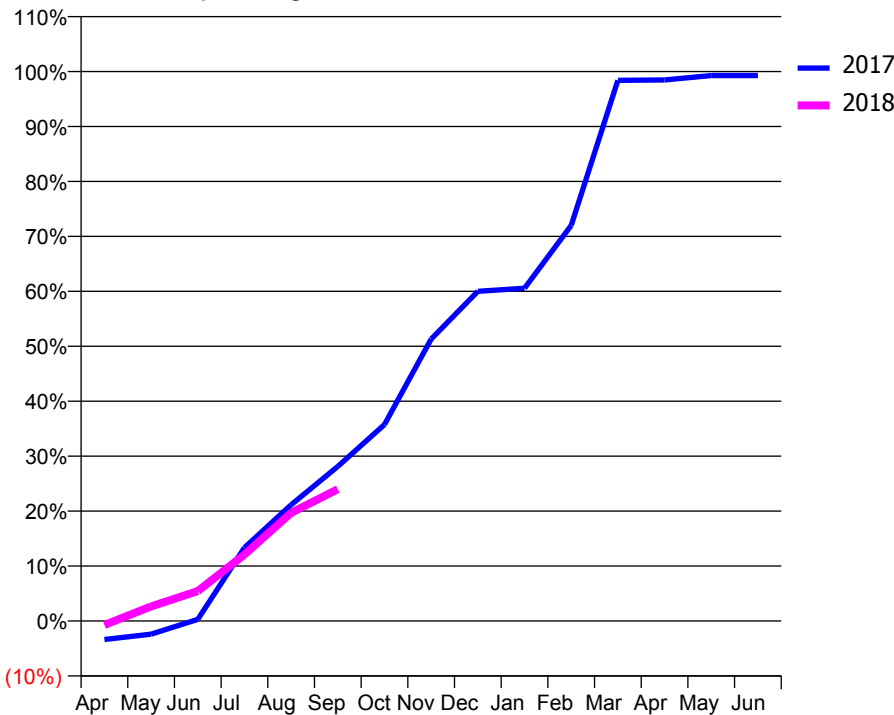
ACCESS*

Patients seen in 24 months	Total	Change since previous quarter
Quarter ending September 2016	1,035	
Quarter ending December 2016	1,069	↑
Quarter ending March 2017	1,100	↑
Quarter ending June 2017	1,014	↓
Quarter ending September 2017	1,015	→
Variance since September 2016	(1.9%)	↓



ACTIVITY

Cumulative percentage of contracted UDA delivered 2017 & 2018



Month	Adjusted Scheduled Activity (UDA)	
	2017	2018
April	-252	-55
May	-180	197
June	23	405
July	993	899
August	1,574	1,466
September	2,093	1,784
October	2,659	
November	3,818	
December	4,463	
January	4,505	
February	5,355	
March	7,319	
April	7,325	
May	7,383	
June	7,383	

QUALITY

	Quantity	Base Number	Contract	AT	Region	England
% of FP17s for the same patient ID Re-attending within 3 months - Children	1	43	2.3%	10.1%	11.4%	11.9%
% of FP17s for the same patient ID Re-attending within 3 months - Adults	30	416	7.2%	14.7%	15.7%	15.9%
% of FP17s for the same patient ID Re-attending between 3 & 9 months - Children	8	43	18.6%	60.5%	60.6%	58.1%
% of FP17s for the same patient ID Re-attending between 3 & 9 months - Adults	143	416	34.4%	52.1%	52.0%	50.6%
% of FP17s for Band 1 Urgent Courses	63	442	14.3%	9.9%	9.6%	9.1%
% of FP17s Relating to Free Repair or Replacements	5	442	1.1%	0.6%	0.7%	0.8%
% of FP17s Relating to Continuations	3	442	0.7%	1.1%	1.0%	1.1%
% of Patients satisfied with the dentistry they have received	4	4	N/A	92.2%	91.6%	91.4%
% of Patients satisfied with the time they had to wait for an appointment	4	4	N/A	87.8%	87.9%	87.7%

* This is based on patients treated on this contract for their most recent course of treatment. Figures in italics indicate the base number of FP17s or Patient Questionnaire responses are less than 100. N/A is shown where the base number of responses is less than 10 during the period. % is calculated as Quantity/Base number*100

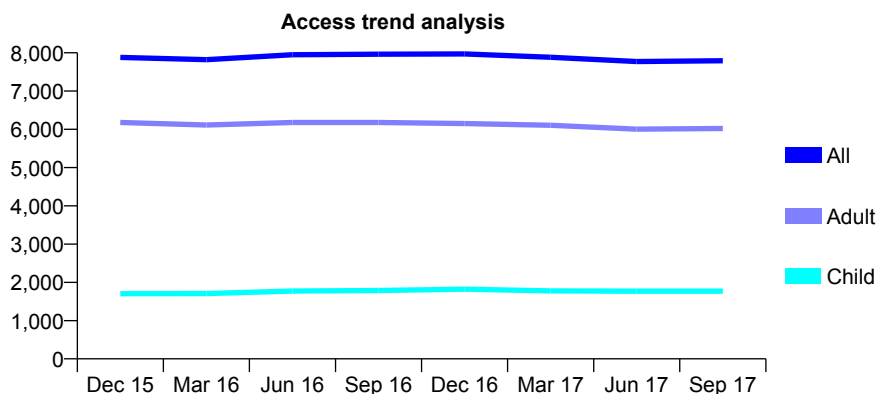
Q70 - Vital Signs At a Glance Contract Report for 112410/0001 - September 2017

Name or company name	Dale Road Oral Care Ltd
Contract type name	GDS Contract
Purpose of contract	General
Contract start date	01/09/2010
Contract end date	

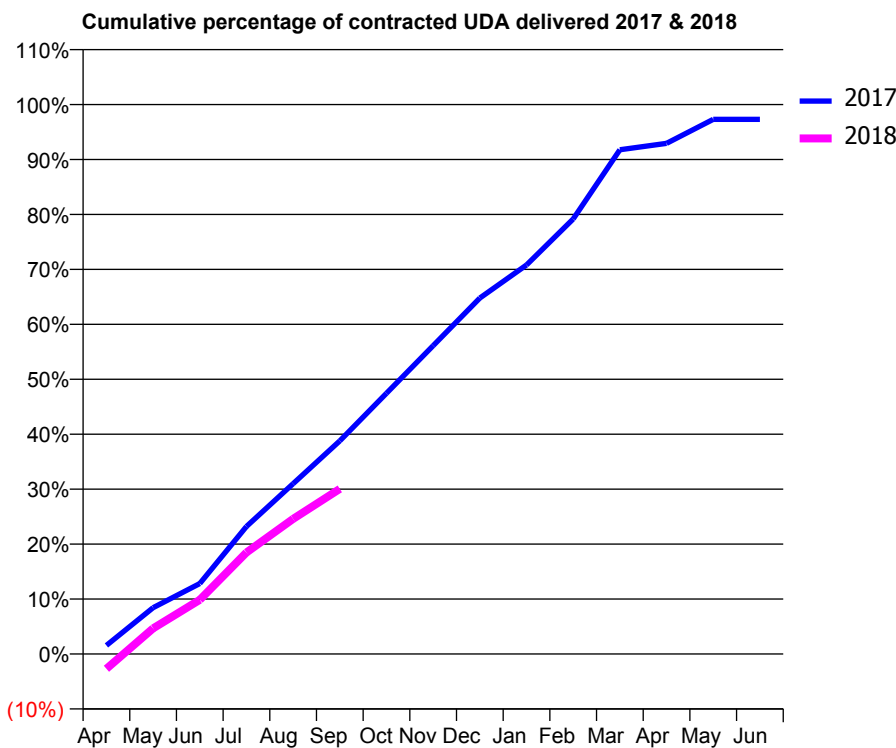
17/18 Contracted general activity (UDA)	30,000
Carry forward general activity (UDA)	812
17/18 Contracted orthodontic activity (UOA)	0
Carry forward orthodontic activity (UOA)	0
Baseline contract value	£712,739.38

ACCESS*

Patients seen in 24 months	Total	Change since previous quarter
Quarter ending September 2016	7,965	
Quarter ending December 2016	7,972	→
Quarter ending March 2017	7,883	↓
Quarter ending June 2017	7,773	↓
Quarter ending September 2017	7,791	→
Variance since September 2016	(2.2%)	↓



ACTIVITY



Month	Adjusted Scheduled Activity (UDA)	
	2017	2018
April	467	-812
May	2,527	1,403
June	3,847	2,957
July	6,966	5,544
August	9,302	7,381
September	11,636	9,016
October	14,235	
November	16,835	
December	19,431	
January	21,240	
February	23,755	
March	27,532	
April	27,878	
May	29,189	
June	29,188	

QUALITY

	Quantity	Base Number	Contract	AT	Region	England
% of FP17s for the same patient ID Re-attending within 3 months - Children	133	1,213	11.0%	10.1%	11.4%	11.9%
% of FP17s for the same patient ID Re-attending within 3 months - Adults	571	3,313	17.2%	14.7%	15.7%	15.9%
% of FP17s for the same patient ID Re-attending between 3 & 9 months - Children	641	1,213	52.8%	60.5%	60.6%	58.1%
% of FP17s for the same patient ID Re-attending between 3 & 9 months - Adults	1,590	3,313	48.0%	52.1%	52.0%	50.6%
% of FP17s for Band 1 Urgent Courses	384	4,022	9.5%	9.9%	9.6%	9.1%
% of FP17s Relating to Free Repair or Replacements	13	4,022	0.3%	0.6%	0.7%	0.8%
% of FP17s Relating to Continuations	134	4,022	3.3%	1.1%	1.0%	1.1%
% of Patients satisfied with the dentistry they have received	7	8	N/A	92.2%	91.6%	91.4%
% of Patients satisfied with the time they had to wait for an appointment	7	8	N/A	87.8%	87.9%	87.7%

* This is based on patients treated on this contract for their most recent course of treatment. Figures in italics indicate the base number of FP17s or Patient Questionnaire responses are less than 100. N/A is shown where the base number of responses is less than 10 during the period. % is calculated as Quantity/Base number*100

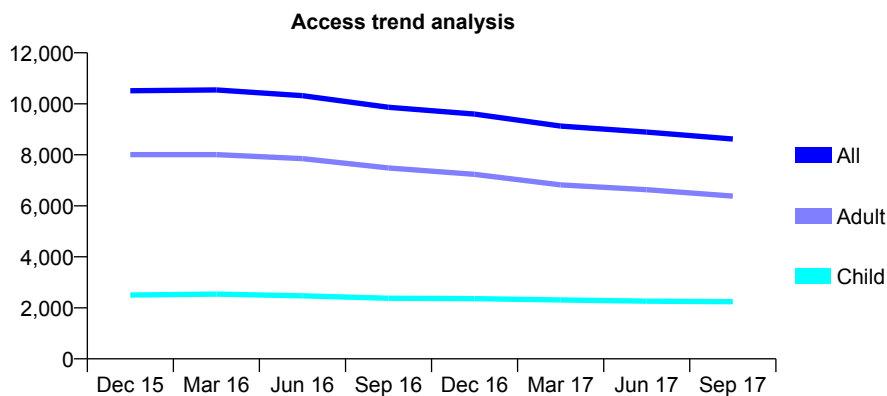
Q70 - Vital Signs At a Glance Contract Report for 112488/0004 - September 2017

Name or company name	Integrated Dental Holdings
Contract type name	GDS Contract
Purpose of contract	General
Contract start date	01/01/2009
Contract end date	

17/18 Contracted general activity (UDA)	35,968
Carry forward general activity (UDA)	0
17/18 Contracted orthodontic activity (UOA)	0
Carry forward orthodontic activity (UOA)	0
Baseline contract value	£834,558.72

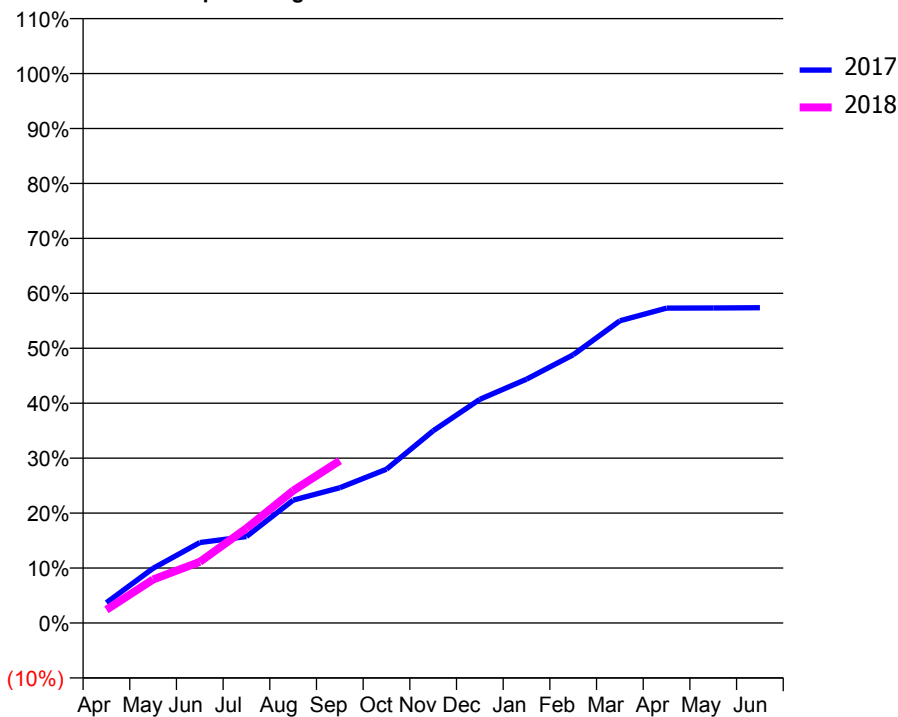
ACCESS*

Patients seen in 24 months	Total	Change since previous quarter
Quarter ending September 2016	9,862	
Quarter ending December 2016	9,597	↓
Quarter ending March 2017	9,129	↓
Quarter ending June 2017	8,892	↓
Quarter ending September 2017	8,622	↓
Variance since September 2016	(12.6%)	↓



ACTIVITY

Cumulative percentage of contracted UDA delivered 2017 & 2018



Adjusted Scheduled Activity (UDA)		
Month	2017	2018
April	1,330	865
May	3,583	2,848
June	5,271	3,999
July	5,658	6,200
August	8,045	8,664
September	8,851	10,629
October	10,064	
November	12,583	
December	14,642	
January	15,958	
February	17,561	
March	19,786	
April	20,609	
May	20,618	
June	20,636	

QUALITY

	Quantity	Base Number	Contract	AT	Region	England
% of FP17s for the same patient ID Re-attending within 3 months - Children	102	1,348	7.6%	10.1%	11.4%	11.9%
% of FP17s for the same patient ID Re-attending within 3 months - Adults	467	3,197	14.6%	14.7%	15.7%	15.9%
% of FP17s for the same patient ID Re-attending between 3 & 9 months - Children	569	1,348	42.2%	60.5%	60.6%	58.1%
% of FP17s for the same patient ID Re-attending between 3 & 9 months - Adults	1,239	3,197	38.8%	52.1%	52.0%	50.6%
% of FP17s for Band 1 Urgent Courses	488	4,180	11.7%	9.9%	9.6%	9.1%
% of FP17s Relating to Free Repair or Replacements	18	4,180	0.4%	0.6%	0.7%	0.8%
% of FP17s Relating to Continuations	19	4,180	0.5%	1.1%	1.0%	1.1%
% of Patients satisfied with the dentistry they have received	8	10	80.0%	92.2%	91.6%	91.4%
% of Patients satisfied with the time they had to wait for an appointment	6	10	60.0%	87.8%	87.9%	87.7%

* This is based on patients treated on this contract for their most recent course of treatment. Figures in italics indicate the base number of FP17s or Patient Questionnaire responses are less than 100. N/A is shown where the base number of responses is less than 10 during the period. % is calculated as Quantity/Base number*100

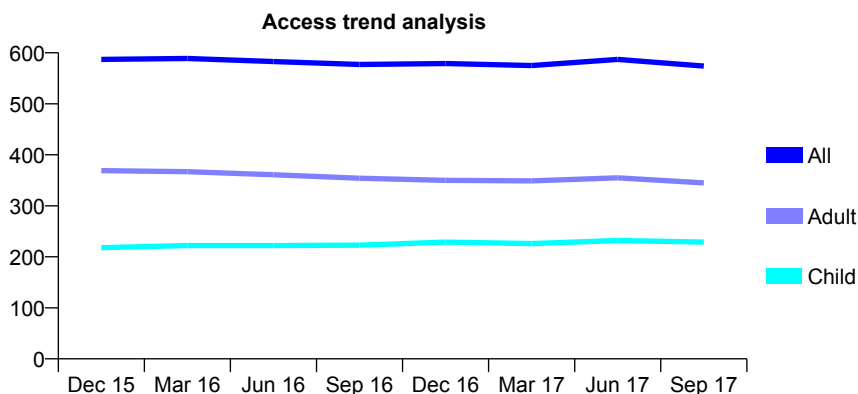
Q70 - Vital Signs At a Glance Contract Report for 112593/0001 - September 2017

Name or company name	Mrs T C Martin
Contract type name	GDS Contract
Purpose of contract	General
Contract start date	01/01/2012
Contract end date	

17/18 Contracted general activity (UDA)	1,407
Carry forward general activity (UDA)	32
17/18 Contracted orthodontic activity (UOA)	0
Carry forward orthodontic activity (UOA)	0
Baseline contract value	£35,116.64

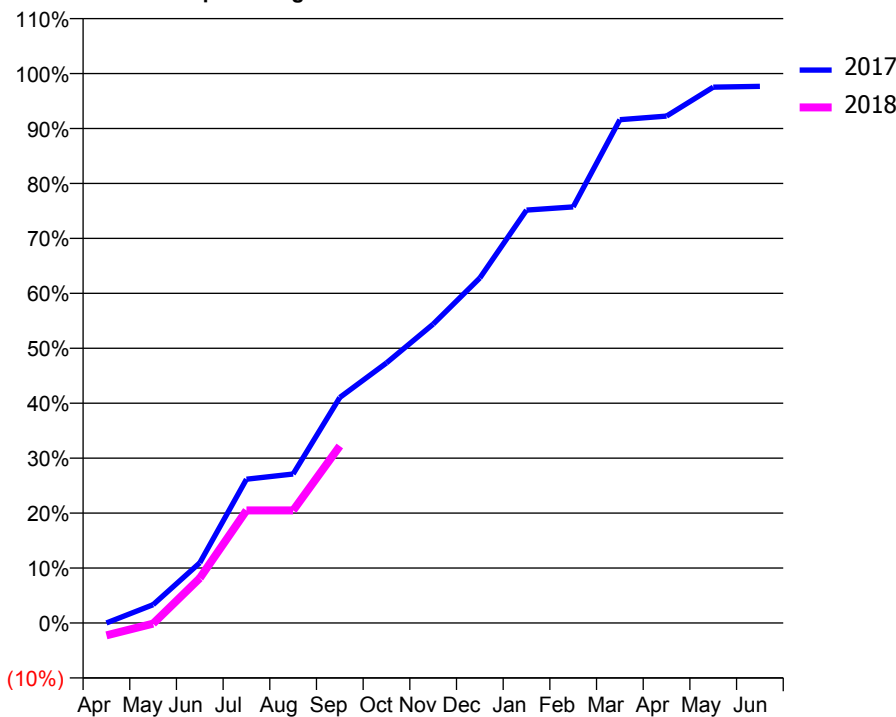
ACCESS*

Patients seen in 24 months	Total	Change since previous quarter
Quarter ending September 2016	577	
Quarter ending December 2016	579	→
Quarter ending March 2017	575	→
Quarter ending June 2017	587	↑
Quarter ending September 2017	574	↓
Variance since September 2016	(0.5%)	→



ACTIVITY

Cumulative percentage of contracted UDA delivered 2017 & 2018



Adjusted Scheduled Activity (UDA)

Month	2017	2018
April	0	-32
May	47	-2
June	154	115
July	368	288
August	381	288
September	577	453
October	666	
November	765	
December	884	
January	1,057	
February	1,065	
March	1,289	
April	1,298	
May	1,372	
June	1,374	

QUALITY

	Quantity	Base Number	Contract	AT	Region	England
% of FP17s for the same patient ID Re-attending within 3 months - Children	8	153	5.2%	10.1%	11.4%	11.9%
% of FP17s for the same patient ID Re-attending within 3 months - Adults	18	195	9.2%	14.7%	15.7%	15.9%
% of FP17s for the same patient ID Re-attending between 3 & 9 months - Children	95	153	62.1%	60.5%	60.6%	58.1%
% of FP17s for the same patient ID Re-attending between 3 & 9 months - Adults	125	195	64.1%	52.1%	52.0%	50.6%
% of FP17s for Band 1 Urgent Courses	2	302	0.7%	9.9%	9.6%	9.1%
% of FP17s Relating to Free Repair or Replacements	3	302	1.0%	0.6%	0.7%	0.8%
% of FP17s Relating to Continuations	0	302	0.0%	1.1%	1.0%	1.1%
% of Patients satisfied with the dentistry they have received	2	2	N/A	92.2%	91.6%	91.4%
% of Patients satisfied with the time they had to wait for an appointment	2	2	N/A	87.8%	87.9%	87.7%

* This is based on patients treated on this contract for their most recent course of treatment. Figures in italics indicate the base number of FP17s or Patient Questionnaire responses are less than 100. N/A is shown where the base number of responses is less than 10 during the period. % is calculated as Quantity/Base number*100

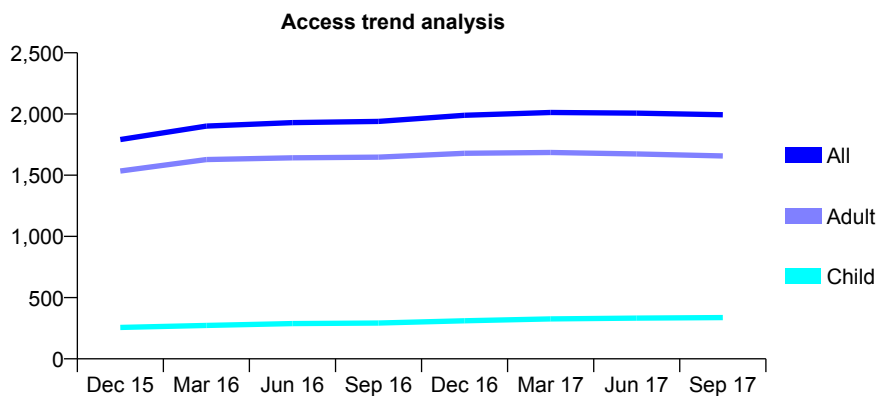
Q70 - Vital Signs At a Glance Contract Report for 112690/0001 - September 2017

Name or company name	The Grove Dental Practice
Contract type name	GDS Contract
Purpose of contract	General
Contract start date	28/03/2014
Contract end date	

17/18 Contracted general activity (UDA)	5,028
Carry forward general activity (UDA)	0
17/18 Contracted orthodontic activity (UOA)	0
Carry forward orthodontic activity (UOA)	0
Baseline contract value	£116,940.35

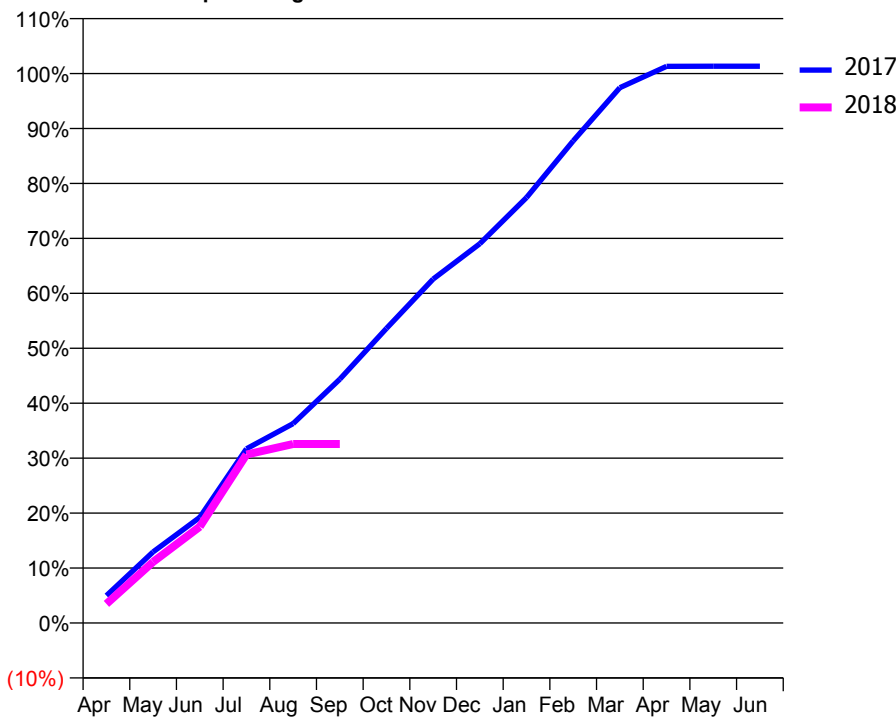
ACCESS*

Patients seen in 24 months	Total	Change since previous quarter
Quarter ending September 2016	1,940	
Quarter ending December 2016	1,990	↑
Quarter ending March 2017	2,012	→
Quarter ending June 2017	2,007	→
Quarter ending September 2017	1,994	→
Variance since September 2016	2.8%	↑



ACTIVITY

Cumulative percentage of contracted UDA delivered 2017 & 2018



Month	Adjusted Scheduled Activity (UDA)	
	2017	2018
April	251	176
May	650	560
June	967	881
July	1,594	1,542
August	1,824	1,638
September	2,231	1,638
October	2,696	
November	3,147	
December	3,471	
January	3,893	
February	4,411	
March	4,898	
April	5,094	
May	5,095	
June	5,095	

QUALITY

	Quantity	Base Number	Contract	AT	Region	England
% of FP17s for the same patient ID Re-attending within 3 months - Children	13	200	6.5%	10.1%	11.4%	11.9%
% of FP17s for the same patient ID Re-attending within 3 months - Adults	115	928	12.4%	14.7%	15.7%	15.9%
% of FP17s for the same patient ID Re-attending between 3 & 9 months - Children	131	200	65.5%	60.5%	60.6%	58.1%
% of FP17s for the same patient ID Re-attending between 3 & 9 months - Adults	590	928	63.6%	52.1%	52.0%	50.6%
% of FP17s for Band 1 Urgent Courses	126	1,008	12.5%	9.9%	9.6%	9.1%
% of FP17s Relating to Free Repair or Replacements	10	1,008	1.0%	0.6%	0.7%	0.8%
% of FP17s Relating to Continuations	0	1,008	0.0%	1.1%	1.0%	1.1%
% of Patients satisfied with the dentistry they have received	5	5	N/A	92.2%	91.6%	91.4%
% of Patients satisfied with the time they had to wait for an appointment	5	5	N/A	87.8%	87.9%	87.7%

* This is based on patients treated on this contract for their most recent course of treatment. Figures in italics indicate the base number of FP17s or Patient Questionnaire responses are less than 100. N/A is shown where the base number of responses is less than 10 during the period. % is calculated as Quantity/Base number*100

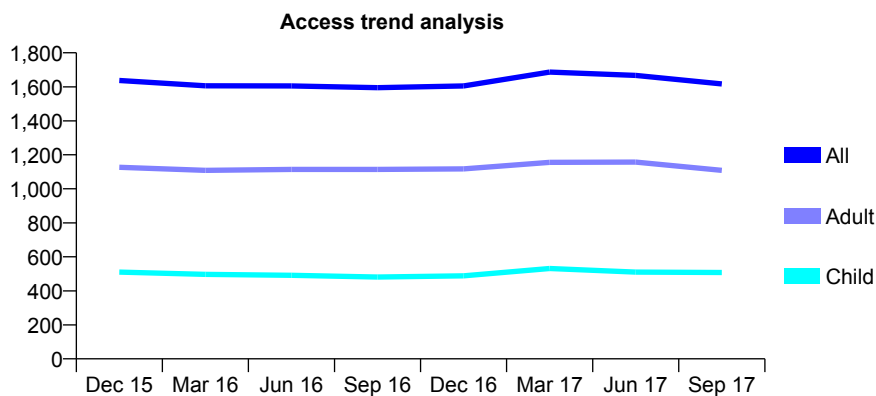
Q70 - Vital Signs At a Glance Contract Report for 112844/0001 - September 2017

Name or company name	Tadley Dental Care Partnership
Contract type name	GDS Contract
Purpose of contract	General
Contract start date	09/03/2012
Contract end date	

17/18 Contracted general activity (UDA)	4,130
Carry forward general activity (UDA)	0
17/18 Contracted orthodontic activity (UOA)	0
Carry forward orthodontic activity (UOA)	0
Baseline contract value	£108,726.00

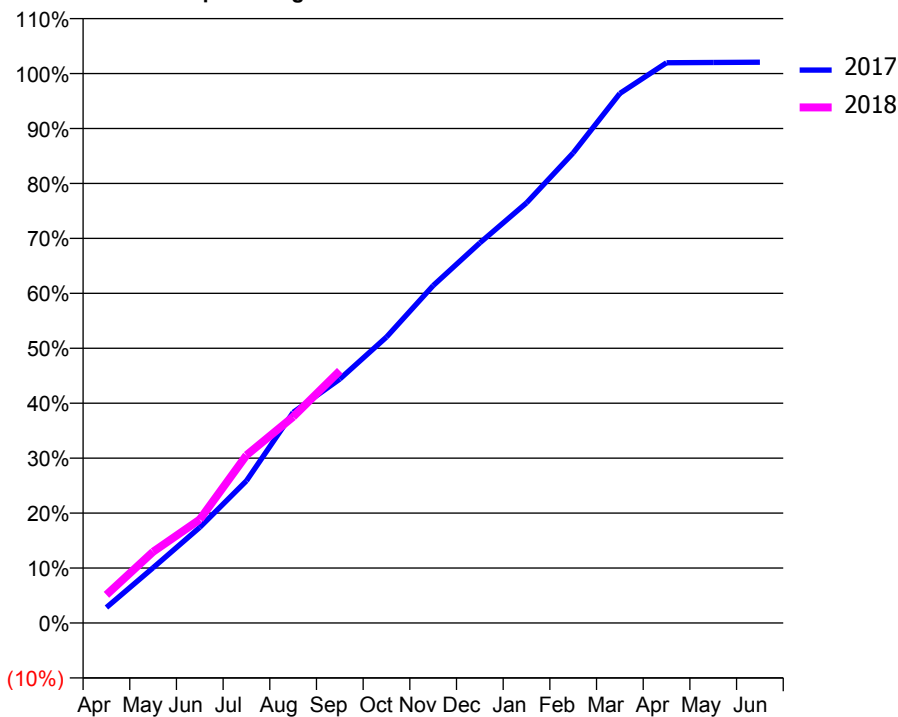
ACCESS*

Patients seen in 24 months	Total	Change since previous quarter
Quarter ending September 2016	1,595	
Quarter ending December 2016	1,605	→
Quarter ending March 2017	1,687	↑
Quarter ending June 2017	1,667	↓
Quarter ending September 2017	1,617	↓
Variance since September 2016	1.4%	→



ACTIVITY

Cumulative percentage of contracted UDA delivered 2017 & 2018



Month	Adjusted Scheduled Activity (UDA)	
	2017	2018
April	117	212
May	416	536
June	719	778
July	1,069	1,261
August	1,583	1,550
September	1,834	1,895
October	2,150	
November	2,536	
December	2,857	
January	3,158	
February	3,533	
March	3,981	
April	4,211	
May	4,213	
June	4,215	

QUALITY

	Quantity	Base Number	Contract	AT	Region	England
% of FP17s for the same patient ID Re-attending within 3 months - Children	13	426	3.1%	10.1%	11.4%	11.9%
% of FP17s for the same patient ID Re-attending within 3 months - Adults	65	826	7.9%	14.7%	15.7%	15.9%
% of FP17s for the same patient ID Re-attending between 3 & 9 months - Children	144	426	33.8%	60.5%	60.6%	58.1%
% of FP17s for the same patient ID Re-attending between 3 & 9 months - Adults	267	826	32.3%	52.1%	52.0%	50.6%
% of FP17s for Band 1 Urgent Courses	77	1,129	6.8%	9.9%	9.6%	9.1%
% of FP17s Relating to Free Repair or Replacements	4	1,129	0.4%	0.6%	0.7%	0.8%
% of FP17s Relating to Continuations	2	1,129	0.2%	1.1%	1.0%	1.1%
% of Patients satisfied with the dentistry they have received	2	2	N/A	92.2%	91.6%	91.4%
% of Patients satisfied with the time they had to wait for an appointment	2	2	N/A	87.8%	87.9%	87.7%

* This is based on patients treated on this contract for their most recent course of treatment. Figures in italics indicate the base number of FP17s or Patient Questionnaire responses are less than 100. N/A is shown where the base number of responses is less than 10 during the period. % is calculated as Quantity/Base number*100

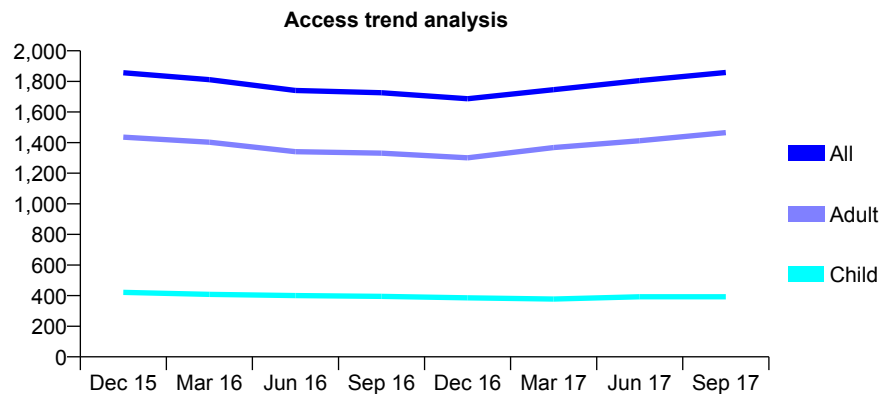
Q70 - Vital Signs At a Glance Contract Report for 115304/0001 - September 2017

Name or company name	Ms A Modarresi-Tehrani
Contract type name	GDS Contract
Purpose of contract	General
Contract start date	10/08/2012
Contract end date	

17/18 Contracted general activity (UDA)	4,462
Carry forward general activity (UDA)	0
17/18 Contracted orthodontic activity (UOA)	0
Carry forward orthodontic activity (UOA)	0
Baseline contract value	£118,369.64

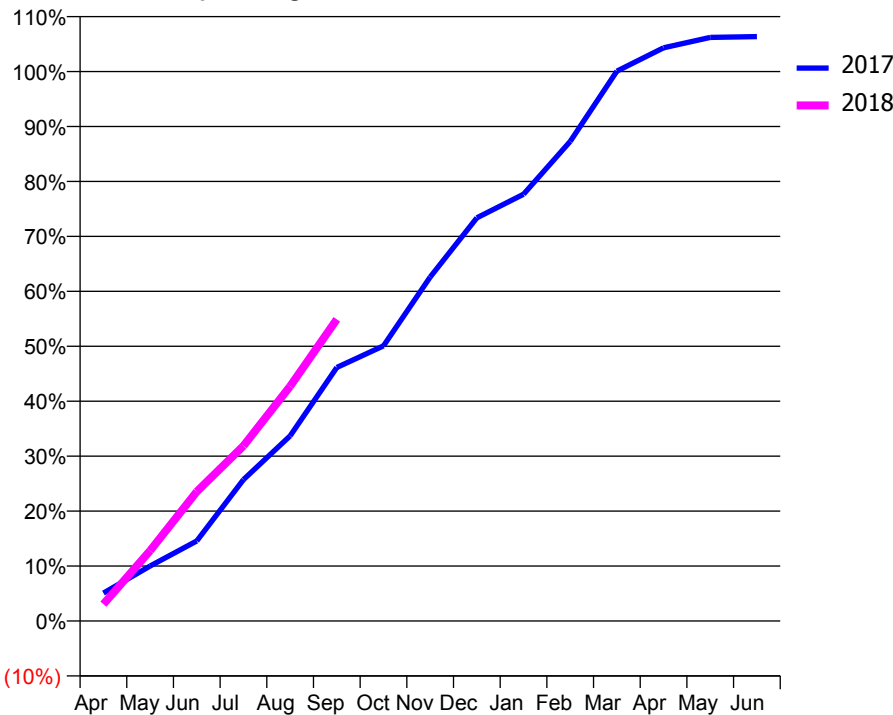
ACCESS*

Patients seen in 24 months	Total	Change since previous quarter
Quarter ending September 2016	1,726	
Quarter ending December 2016	1,687	↓
Quarter ending March 2017	1,746	↑
Quarter ending June 2017	1,805	↑
Quarter ending September 2017	1,858	↑
Variance since September 2016	7.6%	↑



ACTIVITY

Cumulative percentage of contracted UDA delivered 2017 & 2018



Month	Adjusted Scheduled Activity (UDA)	
	2017	2018
April	226	137
May	446	571
June	650	1,051
July	1,148	1,422
August	1,504	1,906
September	2,059	2,450
October	2,235	
November	2,793	
December	3,274	
January	3,465	
February	3,894	
March	4,465	
April	4,654	
May	4,738	
June	4,745	

QUALITY

	Quantity	Base Number	Contract	AT	Region	England
% of FP17s for the same patient ID Re-attending within 3 months - Children	10	267	3.7%	10.1%	11.4%	11.9%
% of FP17s for the same patient ID Re-attending within 3 months - Adults	141	1,087	13.0%	14.7%	15.7%	15.9%
% of FP17s for the same patient ID Re-attending between 3 & 9 months - Children	134	267	50.2%	60.5%	60.6%	58.1%
% of FP17s for the same patient ID Re-attending between 3 & 9 months - Adults	481	1,087	44.3%	52.1%	52.0%	50.6%
% of FP17s for Band 1 Urgent Courses	118	1,210	9.8%	9.9%	9.6%	9.1%
% of FP17s Relating to Free Repair or Replacements	1	1,210	0.1%	0.6%	0.7%	0.8%
% of FP17s Relating to Continuations	3	1,210	0.2%	1.1%	1.0%	1.1%
% of Patients satisfied with the dentistry they have received	2	3	N/A	92.2%	91.6%	91.4%
% of Patients satisfied with the time they had to wait for an appointment	2	3	N/A	87.8%	87.9%	87.7%

* This is based on patients treated on this contract for their most recent course of treatment. Figures in italics indicate the base number of FP17s or Patient Questionnaire responses are less than 100. N/A is shown where the base number of responses is less than 10 during the period. % is calculated as Quantity/Base number*100

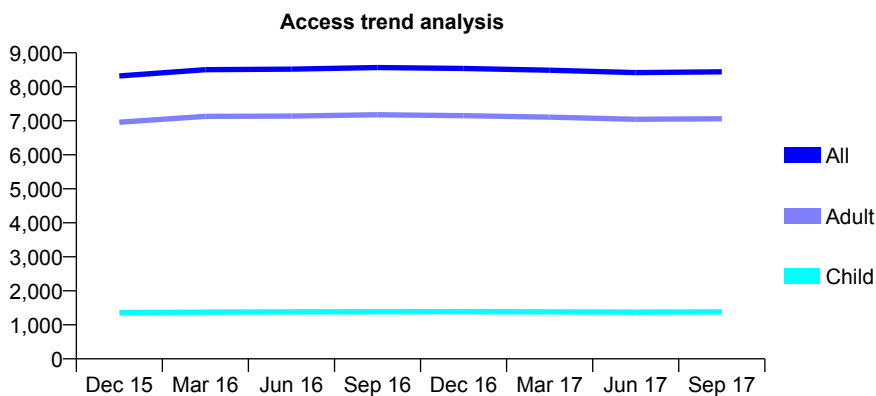
Q70 - Vital Signs At a Glance Contract Report for 115363/0001 - September 2017

Name or company name	Holmoak Dental Practice
Contract type name	GDS Contract
Purpose of contract	General
Contract start date	01/04/2009
Contract end date	

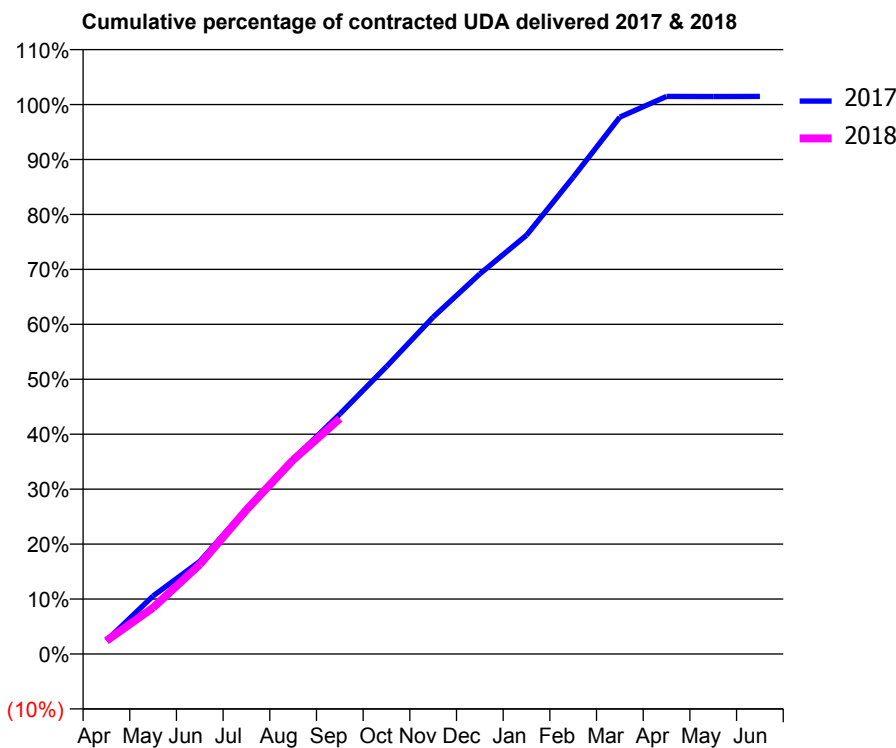
17/18 Contracted general activity (UDA)	28,000
Carry forward general activity (UDA)	0
17/18 Contracted orthodontic activity (UOA)	0
Carry forward orthodontic activity (UOA)	0
Baseline contract value	£728,658.50

ACCESS*

Patients seen in 24 months	Total	Change since previous quarter
Quarter ending September 2016	8,567	
Quarter ending December 2016	8,541	→
Quarter ending March 2017	8,490	→
Quarter ending June 2017	8,419	→
Quarter ending September 2017	8,442	→
Variance since September 2016	(1.5%)	↓



ACTIVITY



Month	Adjusted Scheduled Activity (UDA)	
	2017	2018
April	684	676
May	2,962	2,361
June	4,716	4,562
July	7,404	7,351
August	9,918	9,892
September	12,229	11,993
October	14,646	
November	17,168	
December	19,369	
January	21,339	
February	24,297	
March	27,362	
April	28,412	
May	28,404	
June	28,409	

QUALITY

	Quantity	Base Number	Contract	AT	Region	England
% of FP17s for the same patient ID Re-attending within 3 months - Children	81	985	8.2%	10.1%	11.4%	11.9%
% of FP17s for the same patient ID Re-attending within 3 months - Adults	841	5,089	16.5%	14.7%	15.7%	15.9%
% of FP17s for the same patient ID Re-attending between 3 & 9 months - Children	604	985	61.3%	60.5%	60.6%	58.1%
% of FP17s for the same patient ID Re-attending between 3 & 9 months - Adults	3,038	5,089	59.7%	52.1%	52.0%	50.6%
% of FP17s for Band 1 Urgent Courses	567	5,606	10.1%	9.9%	9.6%	9.1%
% of FP17s Relating to Free Repair or Replacements	58	5,606	1.0%	0.6%	0.7%	0.8%
% of FP17s Relating to Continuations	59	5,606	1.1%	1.1%	1.0%	1.1%
% of Patients satisfied with the dentistry they have received	15	17	88.2%	92.2%	91.6%	91.4%
% of Patients satisfied with the time they had to wait for an appointment	15	17	88.2%	87.8%	87.9%	87.7%

* This is based on patients treated on this contract for their most recent course of treatment. Figures in italics indicate the base number of FP17s or Patient Questionnaire responses are less than 100. N/A is shown where the base number of responses is less than 10 during the period. % is calculated as Quantity/Base number*100

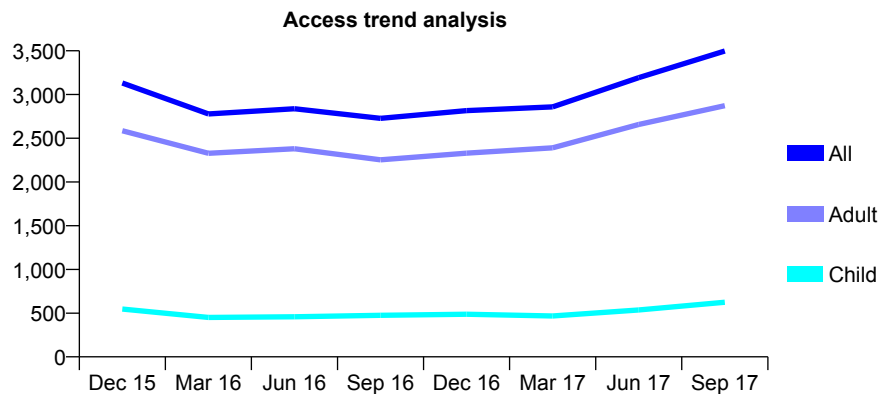
Q70 - Vital Signs At a Glance Contract Report for 117463/0001 - September 2017

Name or company name	Jonathan Mynors-Wallis, Jayne Mynors-Wa
Contract type name	PDS Plus Contract
Purpose of contract	General
Contract start date	01/01/2011
Contract end date	31/12/2020

17/18 Contracted general activity (UDA)	6,000
Carry forward general activity (UDA)	0
17/18 Contracted orthodontic activity (UOA)	0
Carry forward orthodontic activity (UOA)	0
Baseline contract value	£118,698.85

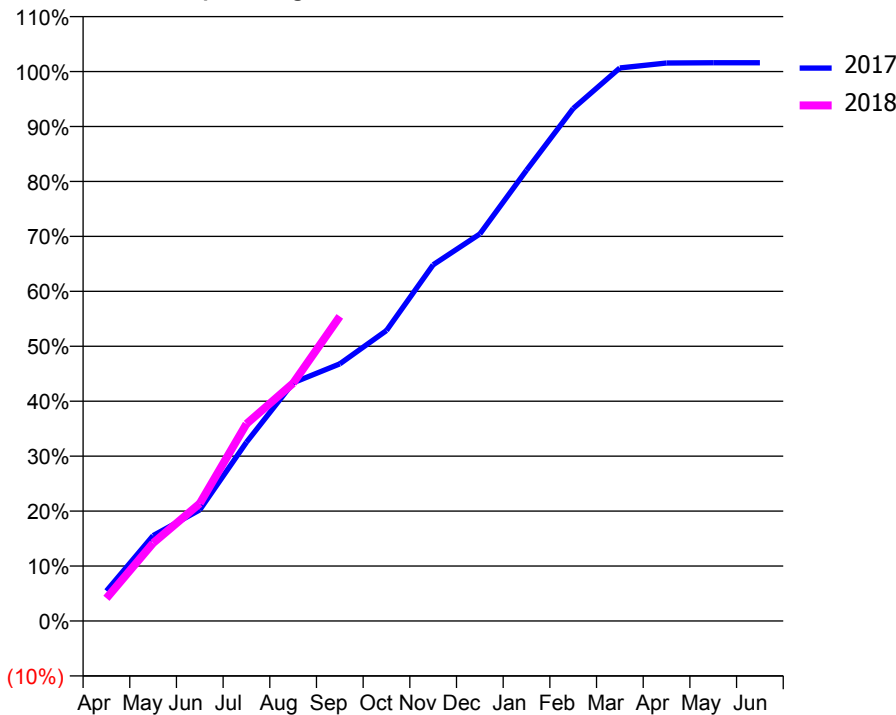
ACCESS*

Patients seen in 24 months	Total	Change since previous quarter
Quarter ending September 2016	2,728	
Quarter ending December 2016	2,816	↑
Quarter ending March 2017	2,858	→
Quarter ending June 2017	3,193	↑
Quarter ending September 2017	3,498	↑
Variance since September 2016	28.2%	↑



ACTIVITY

Cumulative percentage of contracted UDA delivered 2017 & 2018



Month	Adjusted Scheduled Activity (UDA)	
	2017	2018
April	328	248
May	933	850
June	1,214	1,284
July	1,952	2,153
August	2,601	2,596
September	2,807	3,326
October	3,173	
November	3,890	
December	4,227	
January	4,922	
February	5,596	
March	6,039	
April	6,093	
May	6,096	
June	6,096	

QUALITY

	Quantity	Base Number	Contract	AT	Region	England
% of FP17s for the same patient ID Re-attending within 3 months - Children	25	543	4.6%	10.1%	11.4%	11.9%
% of FP17s for the same patient ID Re-attending within 3 months - Adults	184	2,025	9.1%	14.7%	15.7%	15.9%
% of FP17s for the same patient ID Re-attending between 3 & 9 months - Children	203	543	37.4%	60.5%	60.6%	58.1%
% of FP17s for the same patient ID Re-attending between 3 & 9 months - Adults	416	2,025	20.5%	52.1%	52.0%	50.6%
% of FP17s for Band 1 Urgent Courses	25	1,586	1.6%	9.9%	9.6%	9.1%
% of FP17s Relating to Free Repair or Replacements	13	1,586	0.8%	0.6%	0.7%	0.8%
% of FP17s Relating to Continuations	42	1,586	2.6%	1.1%	1.0%	1.1%
% of Patients satisfied with the dentistry they have received	3	3	N/A	92.2%	91.6%	91.4%
% of Patients satisfied with the time they had to wait for an appointment	3	3	N/A	87.8%	87.9%	87.7%

* This is based on patients treated on this contract for their most recent course of treatment. Figures in italics indicate the base number of FP17s or Patient Questionnaire responses are less than 100. N/A is shown where the base number of responses is less than 10 during the period. % is calculated as Quantity/Base number*100

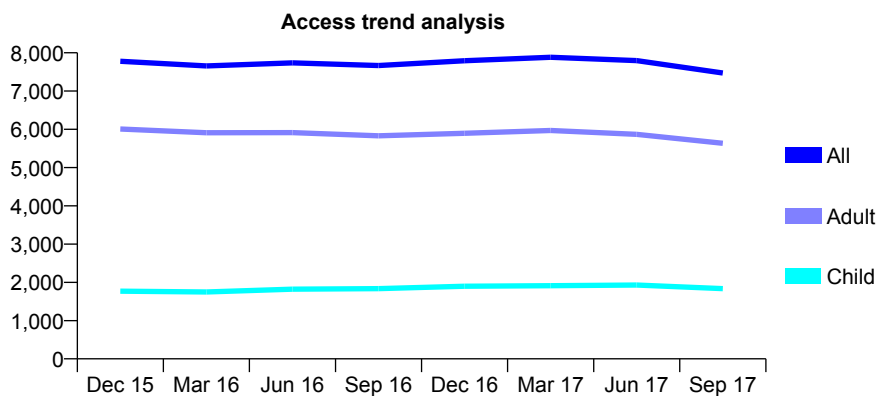
Q70 - Vital Signs At a Glance Contract Report for 118060/0025 - September 2017

Name or company name	Genix Healthcare Ltd
Contract type name	GDS Contract
Purpose of contract	General
Contract start date	24/01/2011
Contract end date	

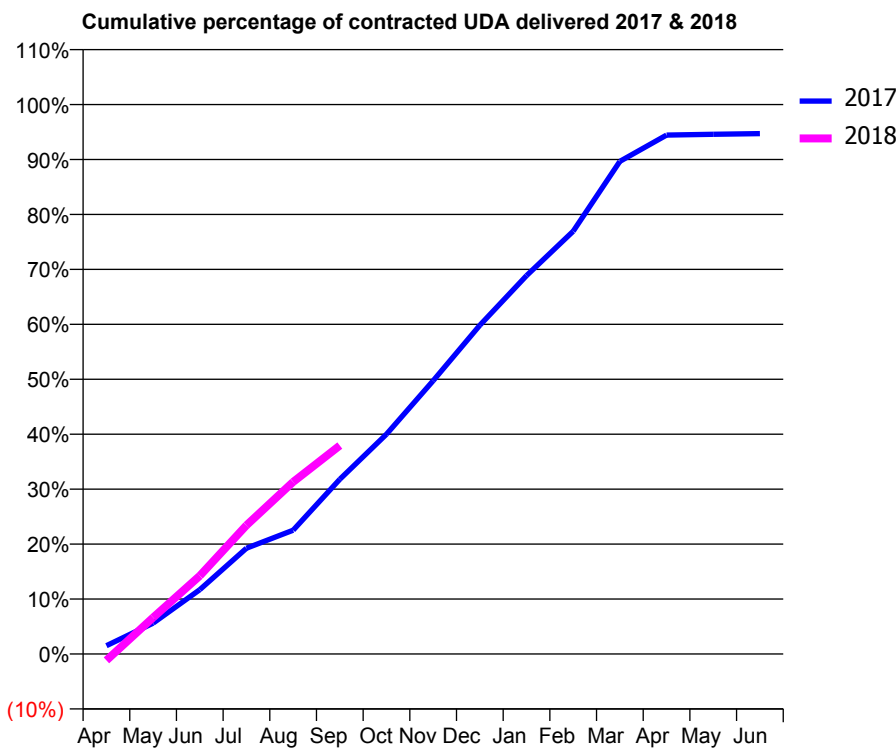
17/18 Contracted general activity (UDA)	21,000
Carry forward general activity (UDA)	1,114
17/18 Contracted orthodontic activity (UOA)	0
Carry forward orthodontic activity (UOA)	0
Baseline contract value	£530,532.93

ACCESS*

Patients seen in 24 months	Total	Change since previous quarter
Quarter ending September 2016	7,667	
Quarter ending December 2016	7,794	→
Quarter ending March 2017	7,884	→
Quarter ending June 2017	7,796	↓
Quarter ending September 2017	7,472	↓
Variance since September 2016	(2.5%)	↓



ACTIVITY



Month	Adjusted Scheduled Activity (UDA)	
	2017	2018
April	318	-245
May	1,182	1,393
June	2,460	2,988
July	4,046	4,919
August	4,733	6,578
September	6,678	7,966
October	8,402	
November	10,445	
December	12,564	
January	14,460	
February	16,158	
March	18,828	
April	19,829	
May	19,860	
June	19,886	

QUALITY

	Quantity	Base Number	Contract	AT	Region	England
% of FP17s for the same patient ID Re-attending within 3 months - Children	55	1,188	4.6%	10.1%	11.4%	11.9%
% of FP17s for the same patient ID Re-attending within 3 months - Adults	515	3,561	14.5%	14.7%	15.7%	15.9%
% of FP17s for the same patient ID Re-attending between 3 & 9 months - Children	694	1,188	58.4%	60.5%	60.6%	58.1%
% of FP17s for the same patient ID Re-attending between 3 & 9 months - Adults	1,981	3,561	55.6%	52.1%	52.0%	50.6%
% of FP17s for Band 1 Urgent Courses	313	4,286	7.3%	9.9%	9.6%	9.1%
% of FP17s Relating to Free Repair or Replacements	60	4,286	1.4%	0.6%	0.7%	0.8%
% of FP17s Relating to Continuations	11	4,286	0.3%	1.1%	1.0%	1.1%
% of Patients satisfied with the dentistry they have received	10	11	90.9%	92.2%	91.6%	91.4%
% of Patients satisfied with the time they had to wait for an appointment	8	11	72.7%	87.8%	87.9%	87.7%

* This is based on patients treated on this contract for their most recent course of treatment. Figures in italics indicate the base number of FP17s or Patient Questionnaire responses are less than 100. N/A is shown where the base number of responses is less than 10 during the period. % is calculated as Quantity/Base number*100

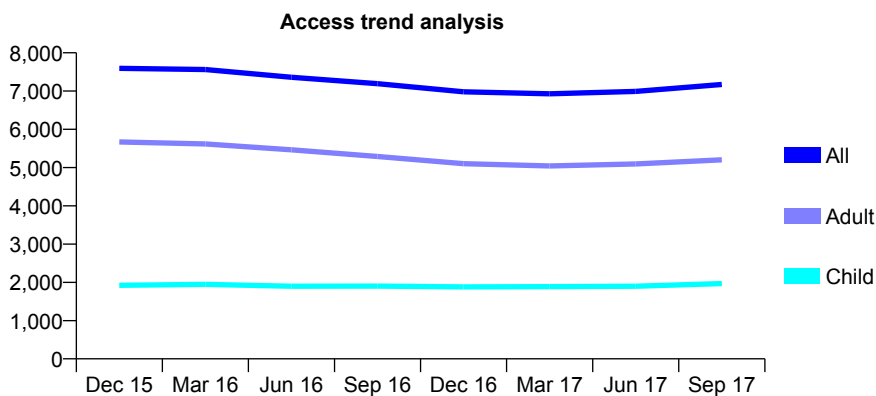
Q70 - Vital Signs At a Glance Contract Report for 118060/0026 - September 2017

Name or company name	Genix Healthcare Ltd
Contract type name	GDS Contract
Purpose of contract	General
Contract start date	01/04/2011
Contract end date	

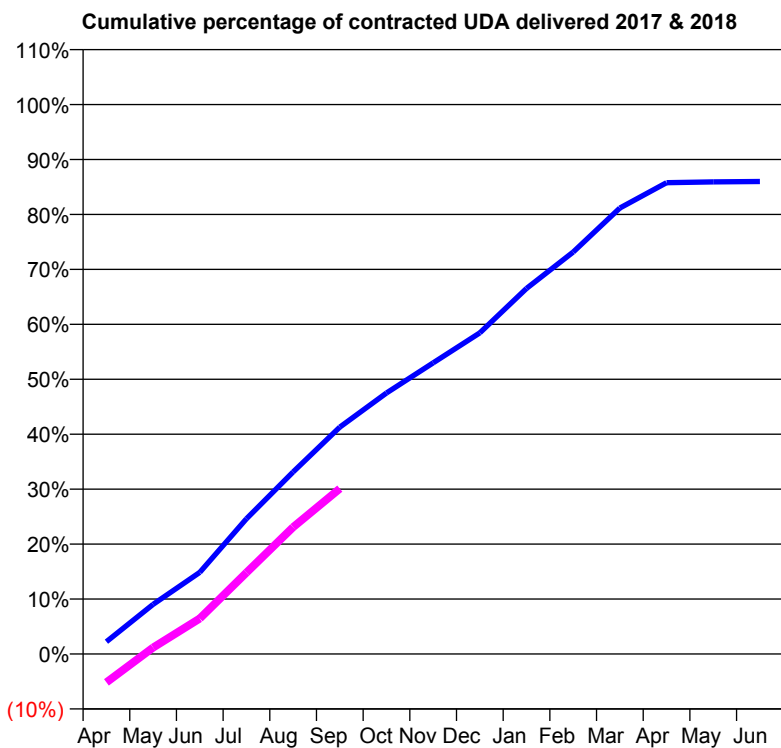
17/18 Contracted general activity (UDA)	21,000
Carry forward general activity (UDA)	1,410
17/18 Contracted orthodontic activity (UOA)	0
Carry forward orthodontic activity (UOA)	0
Baseline contract value	£530,532.93

ACCESS*

Patients seen in 24 months	Total	Change since previous quarter
Quarter ending September 2016	7,192	
Quarter ending December 2016	6,980	↓
Quarter ending March 2017	6,929	→
Quarter ending June 2017	6,990	→
Quarter ending September 2017	7,171	↑
Variance since September 2016	(0.3%)	→



ACTIVITY



Month	Adjusted Scheduled Activity (UDA)	
	2017	2018
April	452	-1,086
May	1,819	249
June	2,990	1,357
July	4,953	3,112
August	6,669	4,849
September	8,312	6,321
October	9,563	
November	10,664	
December	11,763	
January	13,387	
February	14,723	
March	16,334	
April	17,260	
May	17,291	
June	17,305	

QUALITY

	Quantity	Base Number	Contract	AT	Region	England
% of FP17s for the same patient ID Re-attending within 3 months - Children	78	1,450	5.4%	10.1%	11.4%	11.9%
% of FP17s for the same patient ID Re-attending within 3 months - Adults	330	3,522	9.4%	14.7%	15.7%	15.9%
% of FP17s for the same patient ID Re-attending between 3 & 9 months - Children	843	1,450	58.1%	60.5%	60.6%	58.1%
% of FP17s for the same patient ID Re-attending between 3 & 9 months - Adults	1,930	3,522	54.8%	52.1%	52.0%	50.6%
% of FP17s for Band 1 Urgent Courses	483	4,459	10.8%	9.9%	9.6%	9.1%
% of FP17s Relating to Free Repair or Replacements	36	4,459	0.8%	0.6%	0.7%	0.8%
% of FP17s Relating to Continuations	25	4,459	0.6%	1.1%	1.0%	1.1%
% of Patients satisfied with the dentistry they have received	6	7	N/A	92.2%	91.6%	91.4%
% of Patients satisfied with the time they had to wait for an appointment	7	7	N/A	87.8%	87.9%	87.7%

* This is based on patients treated on this contract for their most recent course of treatment. Figures in italics indicate the base number of FP17s or Patient Questionnaire responses are less than 100. N/A is shown where the base number of responses is less than 10 during the period. % is calculated as Quantity/Base number*100

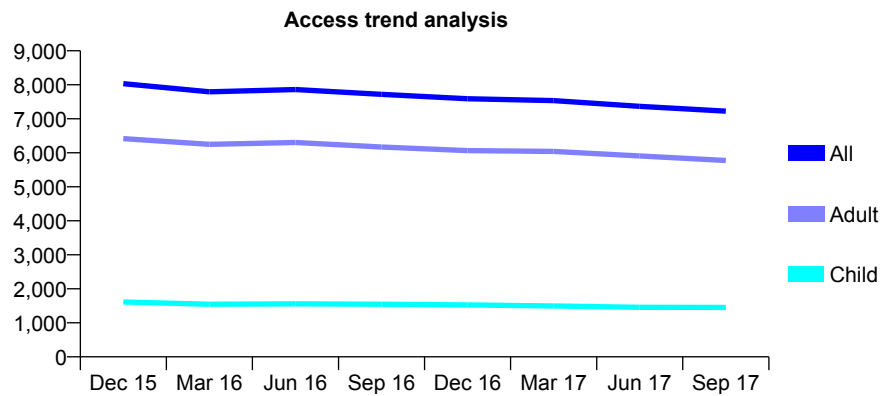
Q70 - Vital Signs At a Glance Contract Report for 118133/0001 - September 2017

Name or company name	Mrs P Oghabi Sajjadi & Ms P Soltani
Contract type name	GDS Contract
Purpose of contract	General
Contract start date	01/11/2010
Contract end date	

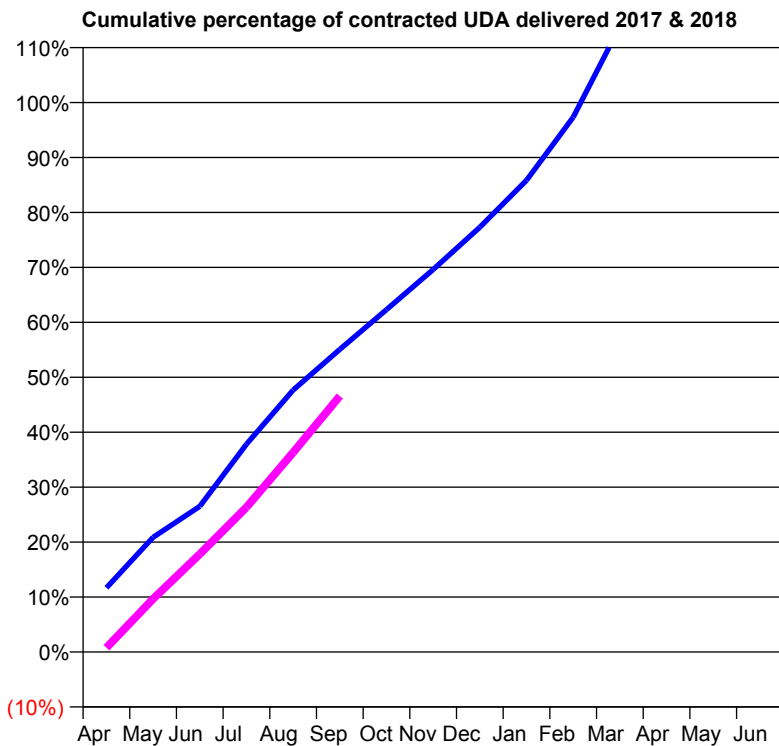
17/18 Contracted general activity (UDA)	23,000
Carry forward general activity (UDA)	0
17/18 Contracted orthodontic activity (UOA)	0
Carry forward orthodontic activity (UOA)	0
Baseline contract value	£563,711.80

ACCESS*

Patients seen in 24 months	Total	Change since previous quarter
Quarter ending September 2016	7,718	
Quarter ending December 2016	7,591	↓
Quarter ending March 2017	7,536	→
Quarter ending June 2017	7,365	↓
Quarter ending September 2017	7,224	↓
Variance since September 2016	(6.4%)	↓



ACTIVITY



Adjusted Scheduled Activity (UDA)		
Month	2017	2018
April	2,685	182
May	4,802	2,226
June	6,098	4,099
July	8,696	6,057
August	10,964	8,352
September	12,665	10,712
October	14,329	
November	16,012	
December	17,778	
January	19,742	
February	22,385	
March	26,177	
April	27,813	
May	28,040	
June	28,071	

QUALITY

	Quantity	Base Number	Contract	AT	Region	England
% of FP17s for the same patient ID Re-attending within 3 months - Children	86	1,106	7.8%	10.1%	11.4%	11.9%
% of FP17s for the same patient ID Re-attending within 3 months - Adults	706	4,083	17.3%	14.7%	15.7%	15.9%
% of FP17s for the same patient ID Re-attending between 3 & 9 months - Children	621	1,106	56.1%	60.5%	60.6%	58.1%
% of FP17s for the same patient ID Re-attending between 3 & 9 months - Adults	2,167	4,083	53.1%	52.1%	52.0%	50.6%
% of FP17s for Band 1 Urgent Courses	351	4,553	7.7%	9.9%	9.6%	9.1%
% of FP17s Relating to Free Repair or Replacements	31	4,553	0.7%	0.6%	0.7%	0.8%
% of FP17s Relating to Continuations	130	4,553	2.9%	1.1%	1.0%	1.1%
% of Patients satisfied with the dentistry they have received	16	17	94.1%	92.2%	91.6%	91.4%
% of Patients satisfied with the time they had to wait for an appointment	12	17	70.6%	87.8%	87.9%	87.7%

* This is based on patients treated on this contract for their most recent course of treatment. Figures in italics indicate the base number of FP17s or Patient Questionnaire responses are less than 100. N/A is shown where the base number of responses is less than 10 during the period. % is calculated as Quantity/Base number*100

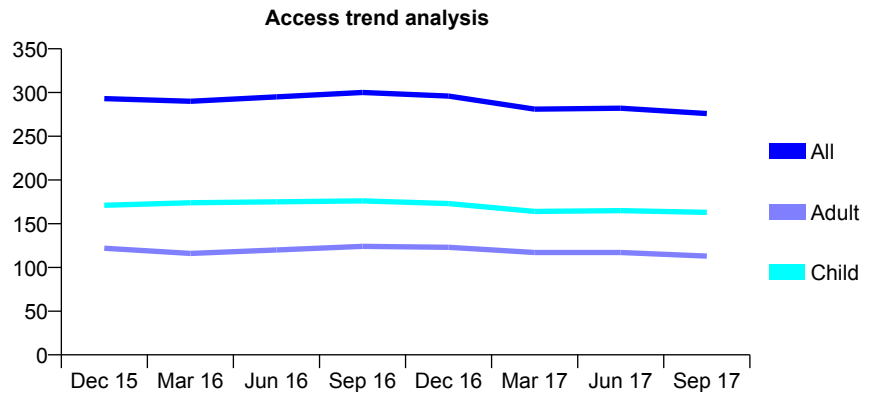
Q70 - Vital Signs At a Glance Contract Report for 118451/0001 - September 2017

Name or company name	Adriana Lackova
Contract type name	GDS Contract
Purpose of contract	General
Contract start date	01/07/2011
Contract end date	

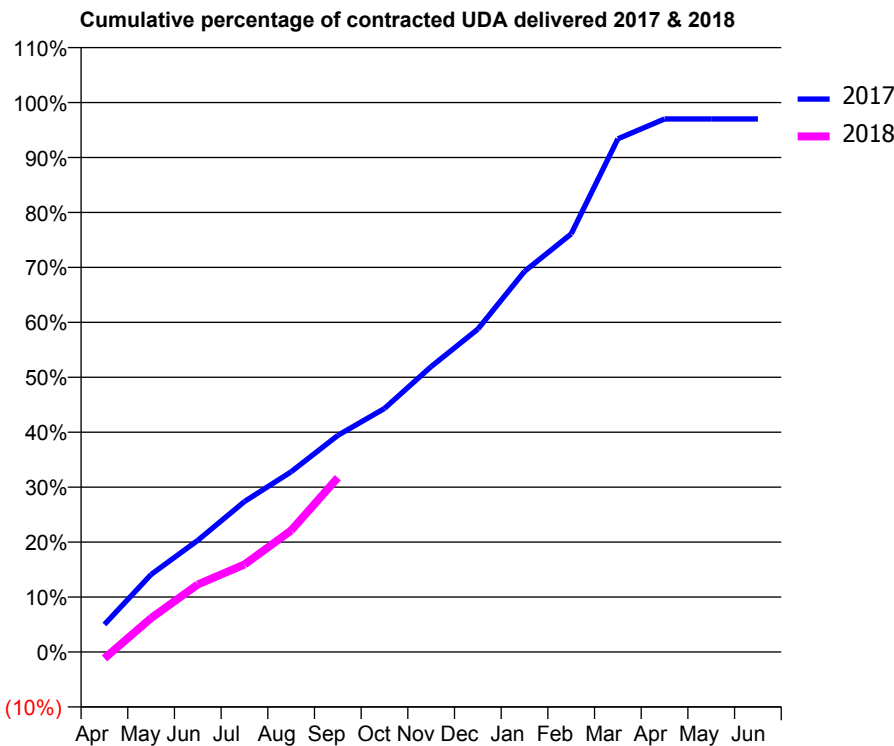
17/18 Contracted general activity (UDA)	1,000
Carry forward general activity (UDA)	30
17/18 Contracted orthodontic activity (UOA)	0
Carry forward orthodontic activity (UOA)	0
Baseline contract value	£19,468.98

ACCESS*

Patients seen in 24 months	Total	Change since previous quarter
Quarter ending September 2016	300	
Quarter ending December 2016	296	↓
Quarter ending March 2017	281	↓
Quarter ending June 2017	282	→
Quarter ending September 2017	276	↓
Variance since September 2016	(8.0%)	↓



ACTIVITY



Month	Adjusted Scheduled Activity (UDA)	
	2017	2018
April	50	-12
May	141	62
June	203	123
July	274	159
August	328	221
September	394	317
October	443	
November	519	
December	588	
January	693	
February	761	
March	934	
April	970	
May	970	
June	970	

QUALITY

	Quantity	Base Number	Contract	AT	Region	England
% of FP17s for the same patient ID Re-attending within 3 months - Children	28	137	20.4%	10.1%	11.4%	11.9%
% of FP17s for the same patient ID Re-attending within 3 months - Adults	13	68	19.1%	14.7%	15.7%	15.9%
% of FP17s for the same patient ID Re-attending between 3 & 9 months - Children	83	137	60.6%	60.5%	60.6%	58.1%
% of FP17s for the same patient ID Re-attending between 3 & 9 months - Adults	40	68	58.8%	52.1%	52.0%	50.6%
% of FP17s for Band 1 Urgent Courses	7	190	3.7%	9.9%	9.6%	9.1%
% of FP17s Relating to Free Repair or Replacements	0	190	0.0%	0.6%	0.7%	0.8%
% of FP17s Relating to Continuations	0	190	0.0%	1.1%	1.0%	1.1%
% of Patients satisfied with the dentistry they have received	0	0	N/A	92.2%	91.6%	91.4%
% of Patients satisfied with the time they had to wait for an appointment	0	0	N/A	87.8%	87.9%	87.7%

* This is based on patients treated on this contract for their most recent course of treatment. Figures in italics indicate the base number of FP17s or Patient Questionnaire responses are less than 100. N/A is shown where the base number of responses is less than 10 during the period. % is calculated as Quantity/Base number*100

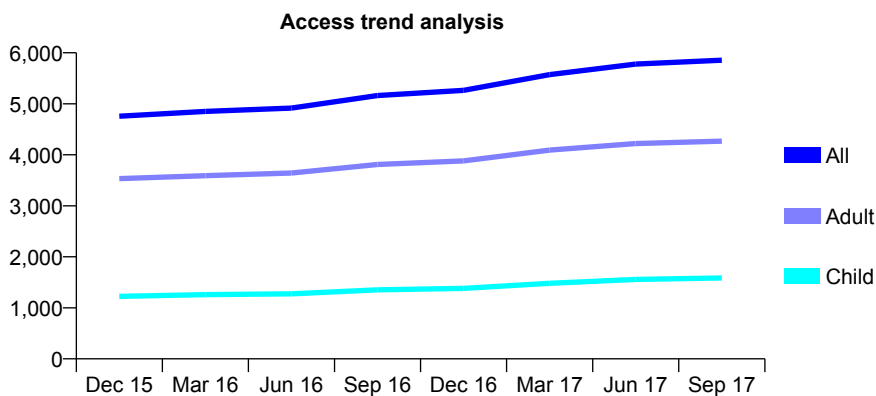
Q70 - Vital Signs At a Glance Contract Report for 119016/0001 - September 2017

Name or company name	Alton Dental Ltd
Contract type name	GDS Contract
Purpose of contract	General
Contract start date	01/12/2010
Contract end date	

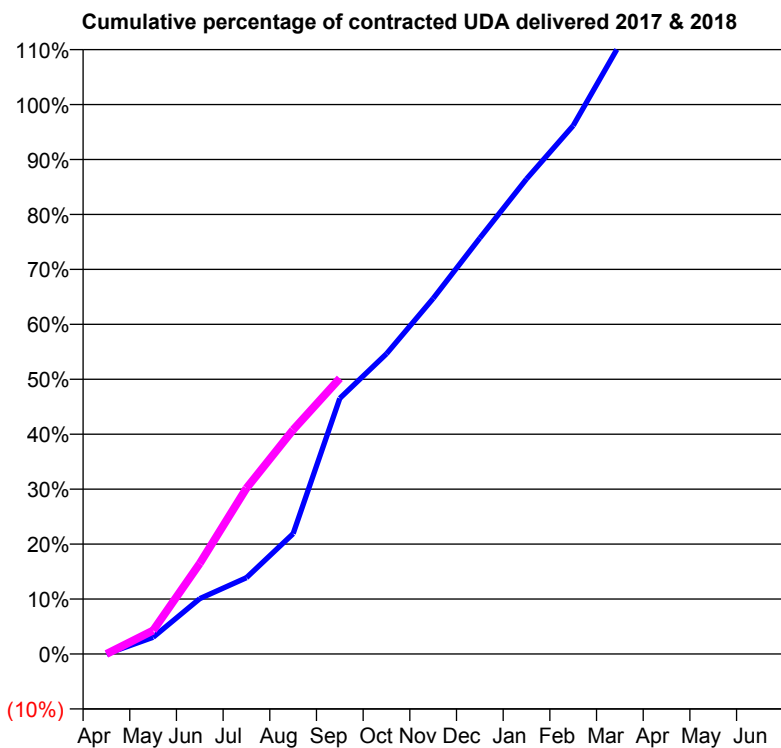
17/18 Contracted general activity (UDA)	9,051
Carry forward general activity (UDA)	0
17/18 Contracted orthodontic activity (UOA)	0
Carry forward orthodontic activity (UOA)	0
Baseline contract value	£282,974.06

ACCESS*

Patients seen in 24 months	Total	Change since previous quarter
Quarter ending September 2016	5,162	
Quarter ending December 2016	5,264	→
Quarter ending March 2017	5,572	↑
Quarter ending June 2017	5,778	↑
Quarter ending September 2017	5,854	→
Variance since September 2016	13.4%	↑



ACTIVITY



Month	Adjusted Scheduled Activity (UDA)	
	2017	2018
April	0	0
May	275	387
June	913	1,492
July	1,258	2,731
August	1,983	3,693
September	4,212	4,540
October	4,945	
November	5,856	
December	6,851	
January	7,826	
February	8,702	
March	10,045	
April	11,212	
May	11,781	
June	11,787	

QUALITY

	Quantity	Base Number	Contract	AT	Region	England
% of FP17s for the same patient ID Re-attending within 3 months - Children	77	951	8.1%	10.1%	11.4%	11.9%
% of FP17s for the same patient ID Re-attending within 3 months - Adults	369	2,629	14.0%	14.7%	15.7%	15.9%
% of FP17s for the same patient ID Re-attending between 3 & 9 months - Children	455	951	47.8%	60.5%	60.6%	58.1%
% of FP17s for the same patient ID Re-attending between 3 & 9 months - Adults	1,153	2,629	43.9%	52.1%	52.0%	50.6%
% of FP17s for Band 1 Urgent Courses	232	2,473	9.4%	9.9%	9.6%	9.1%
% of FP17s Relating to Free Repair or Replacements	8	2,473	0.3%	0.6%	0.7%	0.8%
% of FP17s Relating to Continuations	7	2,473	0.3%	1.1%	1.0%	1.1%
% of Patients satisfied with the dentistry they have received	6	7	N/A	92.2%	91.6%	91.4%
% of Patients satisfied with the time they had to wait for an appointment	7	7	N/A	87.8%	87.9%	87.7%

* This is based on patients treated on this contract for their most recent course of treatment. Figures in italics indicate the base number of FP17s or Patient Questionnaire responses are less than 100. N/A is shown where the base number of responses is less than 10 during the period. % is calculated as Quantity/Base number*100

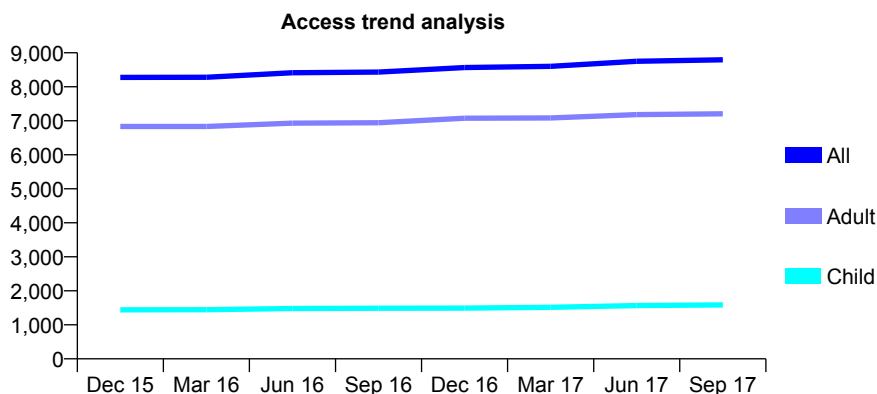
Q70 - Vital Signs At a Glance Contract Report for 119652/0001 - September 2017

Name or company name	Westbourne Dental Practice
Contract type name	GDS Contract
Purpose of contract	General
Contract start date	01/04/2011
Contract end date	

17/18 Contracted general activity (UDA)	22,000
Carry forward general activity (UDA)	0
17/18 Contracted orthodontic activity (UOA)	0
Carry forward orthodontic activity (UOA)	0
Baseline contract value	£520,285.71

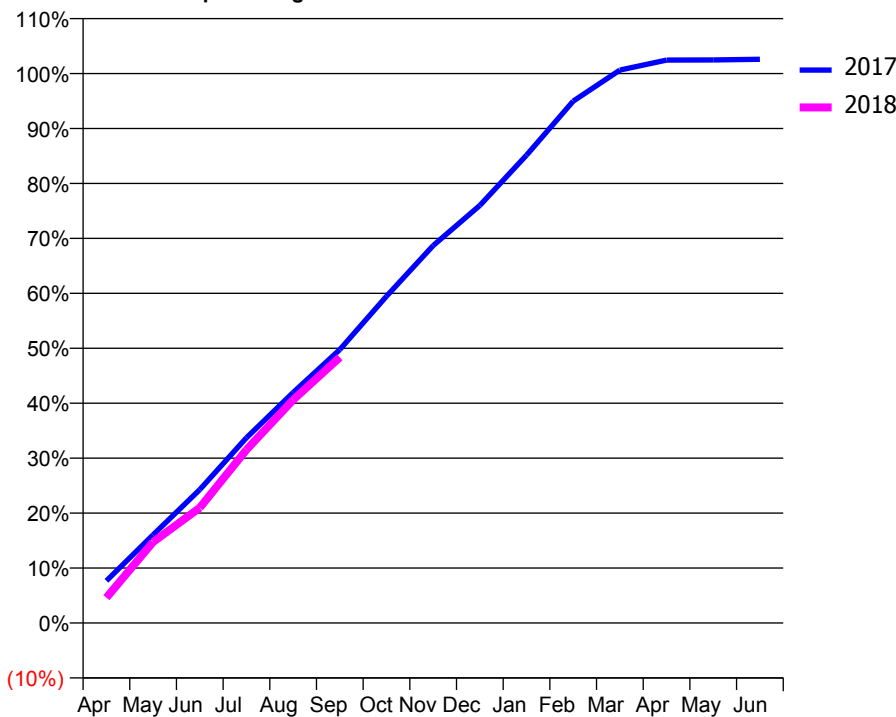
ACCESS*

Patients seen in 24 months	Total	Change since previous quarter
Quarter ending September 2016	8,432	
Quarter ending December 2016	8,568	→
Quarter ending March 2017	8,601	→
Quarter ending June 2017	8,750	→
Quarter ending September 2017	8,793	→
Variance since September 2016	4.3%	↑



ACTIVITY

Cumulative percentage of contracted UDA delivered 2017 & 2018



Month	Adjusted Scheduled Activity (UDA)	
	2017	2018
April	1,692	1,016
May	3,534	3,242
June	5,341	4,615
July	7,416	6,935
August	9,225	8,936
September	10,948	10,640
October	13,082	
November	15,112	
December	16,721	
January	18,731	
February	20,891	
March	22,140	
April	22,537	
May	22,541	
June	22,568	

QUALITY

	Quantity	Base Number	Contract	AT	Region	England
% of FP17s for the same patient ID Re-attending within 3 months - Children	74	1,152	6.4%	10.1%	11.4%	11.9%
% of FP17s for the same patient ID Re-attending within 3 months - Adults	412	4,453	9.3%	14.7%	15.7%	15.9%
% of FP17s for the same patient ID Re-attending between 3 & 9 months - Children	576	1,152	50.0%	60.5%	60.6%	58.1%
% of FP17s for the same patient ID Re-attending between 3 & 9 months - Adults	2,127	4,453	47.8%	52.1%	52.0%	50.6%
% of FP17s for Band 1 Urgent Courses	243	5,368	4.5%	9.9%	9.6%	9.1%
% of FP17s Relating to Free Repair or Replacements	19	5,368	0.4%	0.6%	0.7%	0.8%
% of FP17s Relating to Continuations	141	5,368	2.6%	1.1%	1.0%	1.1%
% of Patients satisfied with the dentistry they have received	23	25	92.0%	92.2%	91.6%	91.4%
% of Patients satisfied with the time they had to wait for an appointment	20	25	80.0%	87.8%	87.9%	87.7%

* This is based on patients treated on this contract for their most recent course of treatment. Figures in italics indicate the base number of FP17s or Patient Questionnaire responses are less than 100. N/A is shown where the base number of responses is less than 10 during the period. % is calculated as Quantity/Base number*100

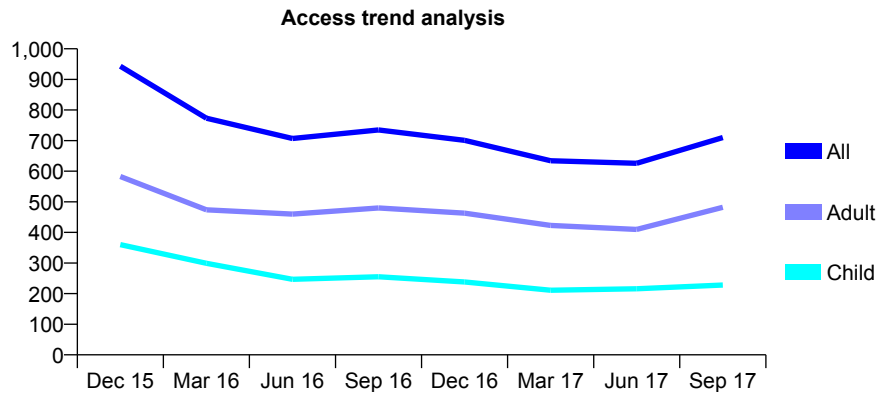
Q70 - Vital Signs At a Glance Contract Report for 119830/0001 - September 2017

Name or company name	Millhams Road Partnership
Contract type name	GDS Contract
Purpose of contract	General
Contract start date	01/04/2012
Contract end date	

17/18 Contracted general activity (UDA)	2,495
Carry forward general activity (UDA)	0
17/18 Contracted orthodontic activity (UOA)	0
Carry forward orthodontic activity (UOA)	0
Baseline contract value	£65,451.07

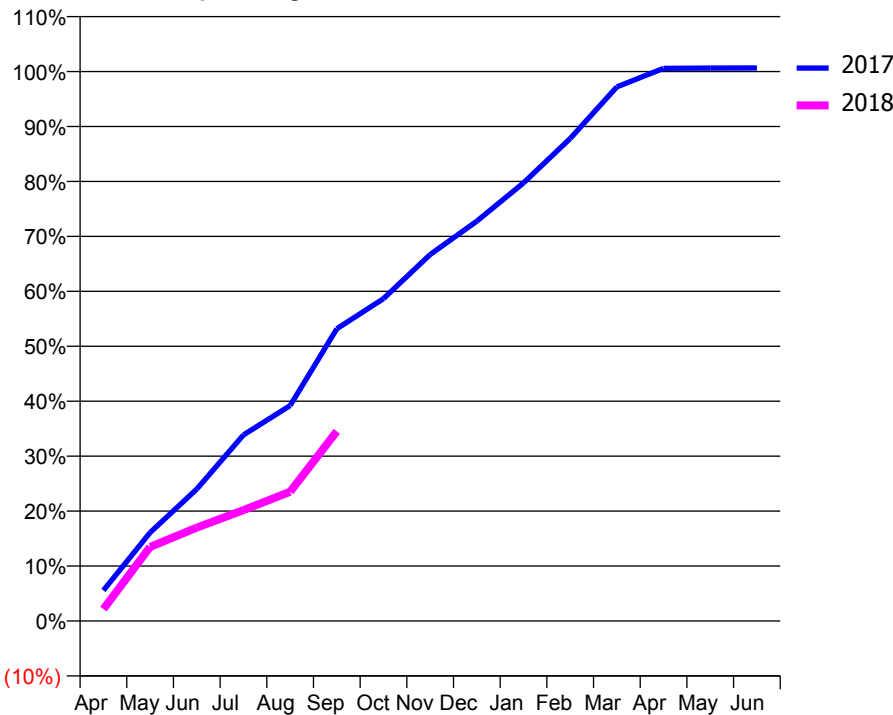
ACCESS*

Patients seen in 24 months	Total	Change since previous quarter
Quarter ending September 2016	735	
Quarter ending December 2016	701	↓
Quarter ending March 2017	634	↓
Quarter ending June 2017	626	↓
Quarter ending September 2017	710	↑
Variance since September 2016	(3.4%)	↓



ACTIVITY

Cumulative percentage of contracted UDA delivered 2017 & 2018



Adjusted Scheduled Activity (UDA)		
Month	2017	2018
April	139	54
May	402	336
June	599	424
July	845	504
August	978	587
September	1,327	861
October	1,463	
November	1,664	
December	1,815	
January	1,989	
February	2,191	
March	2,425	
April	2,509	
May	2,510	
June	2,511	

QUALITY

	Quantity	Base Number	Contract	AT	Region	England
% of FP17s for the same patient ID Re-attending within 3 months - Children	2	183	1.1%	10.1%	11.4%	11.9%
% of FP17s for the same patient ID Re-attending within 3 months - Adults	33	375	8.8%	14.7%	15.7%	15.9%
% of FP17s for the same patient ID Re-attending between 3 & 9 months - Children	39	183	21.3%	60.5%	60.6%	58.1%
% of FP17s for the same patient ID Re-attending between 3 & 9 months - Adults	84	375	22.4%	52.1%	52.0%	50.6%
% of FP17s for Band 1 Urgent Courses	61	511	11.9%	9.9%	9.6%	9.1%
% of FP17s Relating to Free Repair or Replacements	6	511	1.2%	0.6%	0.7%	0.8%
% of FP17s Relating to Continuations	2	511	0.4%	1.1%	1.0%	1.1%
% of Patients satisfied with the dentistry they have received	0	0	N/A	92.2%	91.6%	91.4%
% of Patients satisfied with the time they had to wait for an appointment	0	0	N/A	87.8%	87.9%	87.7%

* This is based on patients treated on this contract for their most recent course of treatment. Figures in italics indicate the base number of FP17s or Patient Questionnaire responses are less than 100. N/A is shown where the base number of responses is less than 10 during the period. % is calculated as Quantity/Base number*100

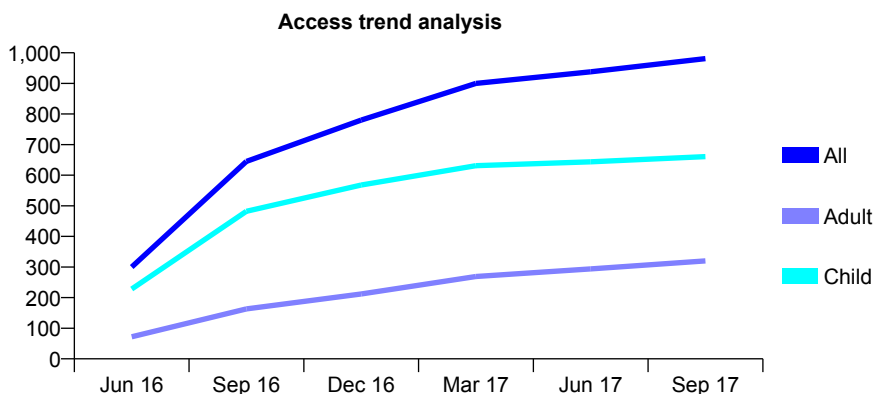
Q70 - Vital Signs At a Glance Contract Report for 120189/0001 - September 2017

Name or company name	Heatherstone House NHS Partnership
Contract type name	GDS Contract
Purpose of contract	General
Contract start date	01/04/2016
Contract end date	

17/18 Contracted general activity (UDA)	2,000
Carry forward general activity (UDA)	0
17/18 Contracted orthodontic activity (UOA)	0
Carry forward orthodontic activity (UOA)	0
Baseline contract value	£59,437.09

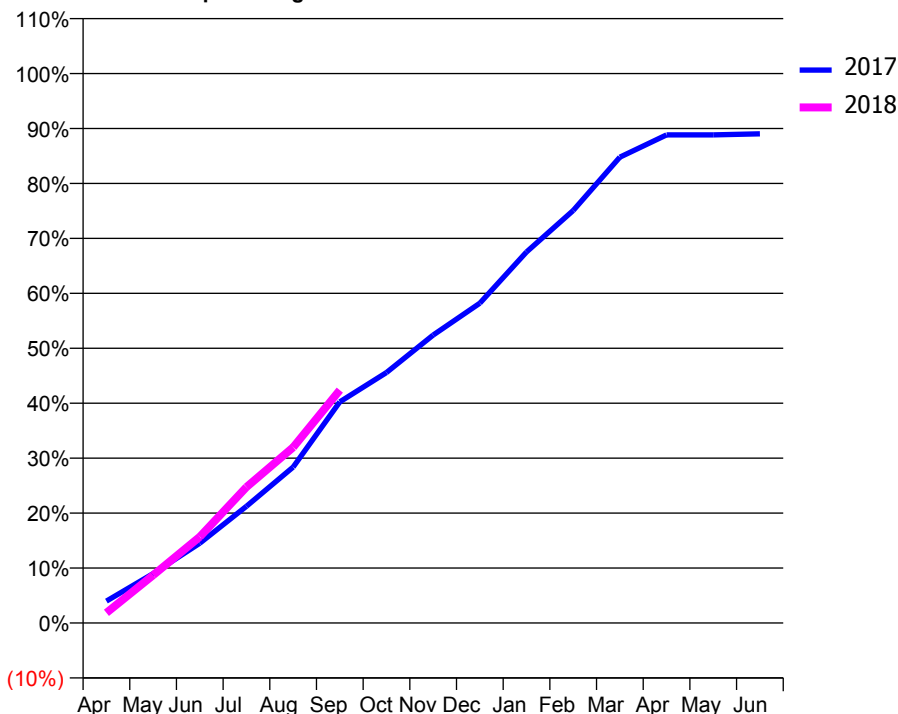
ACCESS*

Patients seen in 24 months	Total	Change since previous quarter
Quarter ending September 2016	645	
Quarter ending December 2016	780	↑
Quarter ending March 2017	900	↑
Quarter ending June 2017	938	↑
Quarter ending September 2017	981	↑
Variance since September 2016	52.1%	↑



ACTIVITY

Cumulative percentage of contracted UDA delivered 2017 & 2018



Adjusted Scheduled Activity (UDA)

Month	2017	2018
April	87	37
May	196	174
June	317	314
July	463	495
August	619	639
September	878	848
October	995	
November	1,143	
December	1,270	
January	1,474	
February	1,638	
March	1,850	
April	1,938	
May	1,938	
June	1,942	

QUALITY

	Quantity	Base Number	Contract	AT	Region	England
% of FP17s for the same patient ID Re-attending within 3 months - Children	29	537	5.4%	10.1%	11.4%	11.9%
% of FP17s for the same patient ID Re-attending within 3 months - Adults	13	182	7.1%	14.7%	15.7%	15.9%
% of FP17s for the same patient ID Re-attending between 3 & 9 months - Children	362	537	67.4%	60.5%	60.6%	58.1%
% of FP17s for the same patient ID Re-attending between 3 & 9 months - Adults	103	182	56.6%	52.1%	52.0%	50.6%
% of FP17s for Band 1 Urgent Courses	35	645	5.4%	9.9%	9.6%	9.1%
% of FP17s Relating to Free Repair or Replacements	0	645	0.0%	0.6%	0.7%	0.8%
% of FP17s Relating to Continuations	0	645	0.0%	1.1%	1.0%	1.1%
% of Patients satisfied with the dentistry they have received	1	1	N/A	92.2%	91.6%	91.4%
% of Patients satisfied with the time they had to wait for an appointment	1	1	N/A	87.8%	87.9%	87.7%

* This is based on patients treated on this contract for their most recent course of treatment. Figures in italics indicate the base number of FP17s or Patient Questionnaire responses are less than 100. N/A is shown where the base number of responses is less than 10 during the period. % is calculated as Quantity/Base number*100

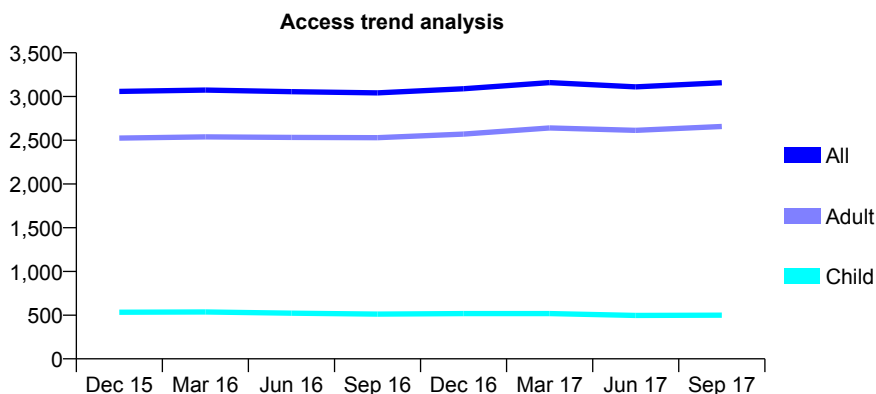
Q70 - Vital Signs At a Glance Contract Report for 120669/0001 - September 2017

Name or company name	Gowers Dental Surgery Limited
Contract type name	GDS Contract
Purpose of contract	General
Contract start date	01/04/2009
Contract end date	

17/18 Contracted general activity (UDA)	11,705
Carry forward general activity (UDA)	415
17/18 Contracted orthodontic activity (UOA)	0
Carry forward orthodontic activity (UOA)	0
Baseline contract value	£305,229.10

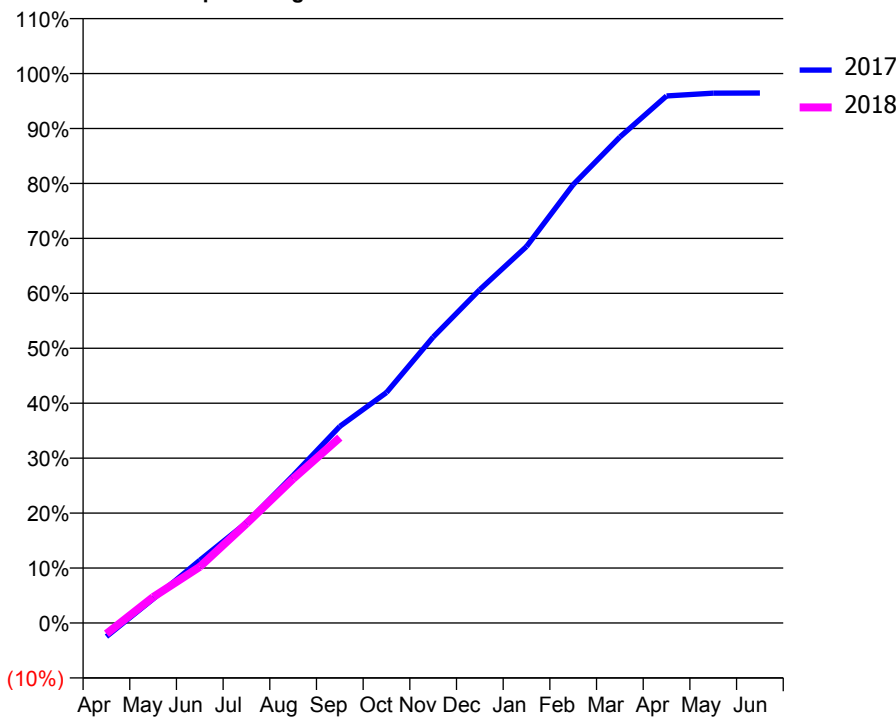
ACCESS*

Patients seen in 24 months	Total	Change since previous quarter
Quarter ending September 2016	3,041	
Quarter ending December 2016	3,089	→
Quarter ending March 2017	3,159	↑
Quarter ending June 2017	3,110	↓
Quarter ending September 2017	3,157	→
Variance since September 2016	3.8%	↑



ACTIVITY

Cumulative percentage of contracted UDA delivered 2017 & 2018



Month	2017	2018
April	-292	-232
May	514	554
June	1,337	1,196
July	2,137	2,117
August	3,143	3,072
September	4,187	3,950
October	4,908	
November	6,092	
December	7,104	
January	8,020	
February	9,339	
March	10,353	
April	11,226	
May	11,286	
June	11,289	

QUALITY

	Quantity	Base Number	Contract	AT	Region	England
% of FP17s for the same patient ID Re-attending within 3 months - Children	32	385	8.3%	10.1%	11.4%	11.9%
% of FP17s for the same patient ID Re-attending within 3 months - Adults	380	2,138	17.8%	14.7%	15.7%	15.9%
% of FP17s for the same patient ID Re-attending between 3 & 9 months - Children	245	385	63.6%	60.5%	60.6%	58.1%
% of FP17s for the same patient ID Re-attending between 3 & 9 months - Adults	1,317	2,138	61.6%	52.1%	52.0%	50.6%
% of FP17s for Band 1 Urgent Courses	235	2,252	10.4%	9.9%	9.6%	9.1%
% of FP17s Relating to Free Repair or Replacements	7	2,252	0.3%	0.6%	0.7%	0.8%
% of FP17s Relating to Continuations	56	2,252	2.5%	1.1%	1.0%	1.1%
% of Patients satisfied with the dentistry they have received	9	9	N/A	92.2%	91.6%	91.4%
% of Patients satisfied with the time they had to wait for an appointment	9	9	N/A	87.8%	87.9%	87.7%

* This is based on patients treated on this contract for their most recent course of treatment. Figures in italics indicate the base number of FP17s or Patient Questionnaire responses are less than 100. N/A is shown where the base number of responses is less than 10 during the period. % is calculated as Quantity/Base number*100

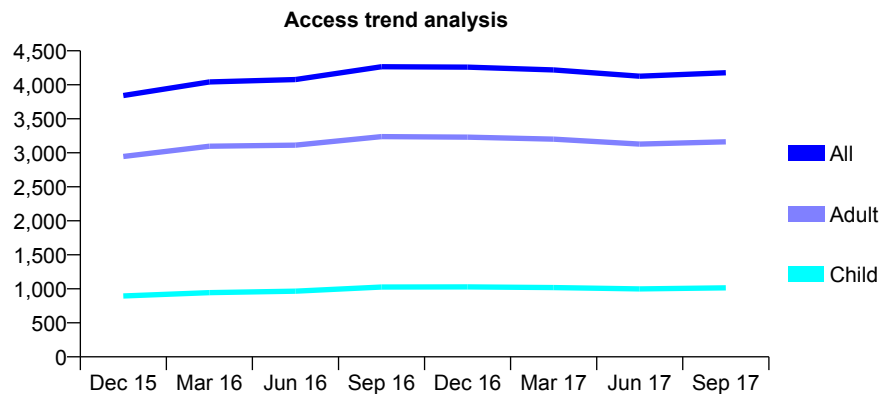
Q70 - Vital Signs At a Glance Contract Report for 121061/0001 - September 2017

Name or company name	Dental Concepts Whitchurch
Contract type name	GDS Contract
Purpose of contract	General
Contract start date	10/09/2010
Contract end date	

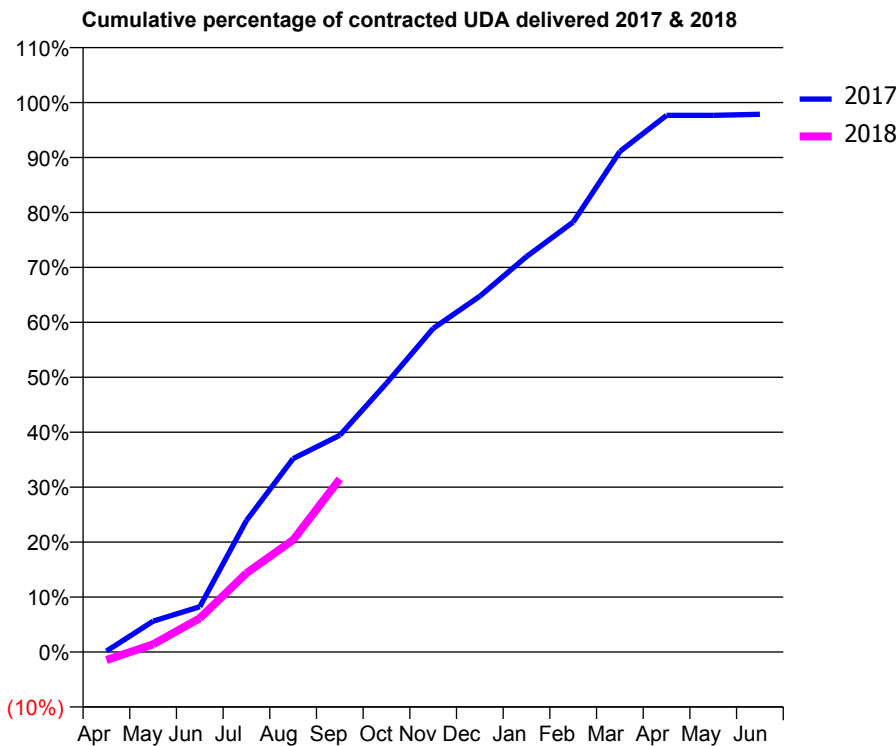
17/18 Contracted general activity (UDA)	11,000
Carry forward general activity (UDA)	234
17/18 Contracted orthodontic activity (UOA)	0
Carry forward orthodontic activity (UOA)	0
Baseline contract value	£276,054.89

ACCESS*

Patients seen in 24 months	Total	Change since previous quarter
Quarter ending September 2016	4,265	
Quarter ending December 2016	4,259	→
Quarter ending March 2017	4,219	→
Quarter ending June 2017	4,127	↓
Quarter ending September 2017	4,177	→
Variance since September 2016	(2.1%)	↓



ACTIVITY



Month	Adjusted Scheduled Activity (UDA)	
	2017	2018
April	18	-160
May	619	153
June	905	677
July	2,633	1,579
August	3,872	2,244
September	4,339	3,464
October	5,381	
November	6,478	
December	7,122	
January	7,917	
February	8,607	
March	10,018	
April	10,742	
May	10,742	
June	10,765	

QUALITY

	Quantity	Base Number	Contract	AT	Region	England
% of FP17s for the same patient ID Re-attending within 3 months - Children	43	748	5.7%	10.1%	11.4%	11.9%
% of FP17s for the same patient ID Re-attending within 3 months - Adults	176	1,881	9.4%	14.7%	15.7%	15.9%
% of FP17s for the same patient ID Re-attending between 3 & 9 months - Children	476	748	63.6%	60.5%	60.6%	58.1%
% of FP17s for the same patient ID Re-attending between 3 & 9 months - Adults	980	1,881	52.1%	52.1%	52.0%	50.6%
% of FP17s for Band 1 Urgent Courses	193	2,286	8.4%	9.9%	9.6%	9.1%
% of FP17s Relating to Free Repair or Replacements	20	2,286	0.9%	0.6%	0.7%	0.8%
% of FP17s Relating to Continuations	2	2,286	0.1%	1.1%	1.0%	1.1%
% of Patients satisfied with the dentistry they have received	9	9	N/A	92.2%	91.6%	91.4%
% of Patients satisfied with the time they had to wait for an appointment	8	9	N/A	87.8%	87.9%	87.7%

* This is based on patients treated on this contract for their most recent course of treatment. Figures in italics indicate the base number of FP17s or Patient Questionnaire responses are less than 100. N/A is shown where the base number of responses is less than 10 during the period. % is calculated as Quantity/Base number*100

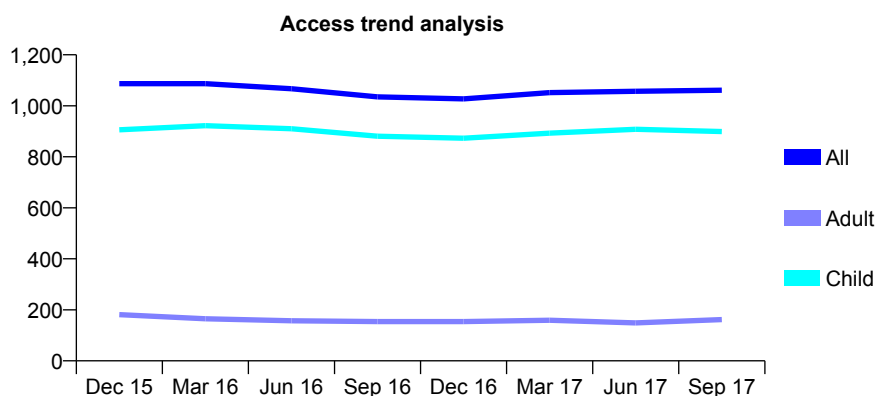
Q70 - Vital Signs At a Glance Contract Report for 122920/0001 - September 2017

Name or company name	Ms Briony Wood
Contract type name	GDS Contract
Purpose of contract	General
Contract start date	01/08/2011
Contract end date	

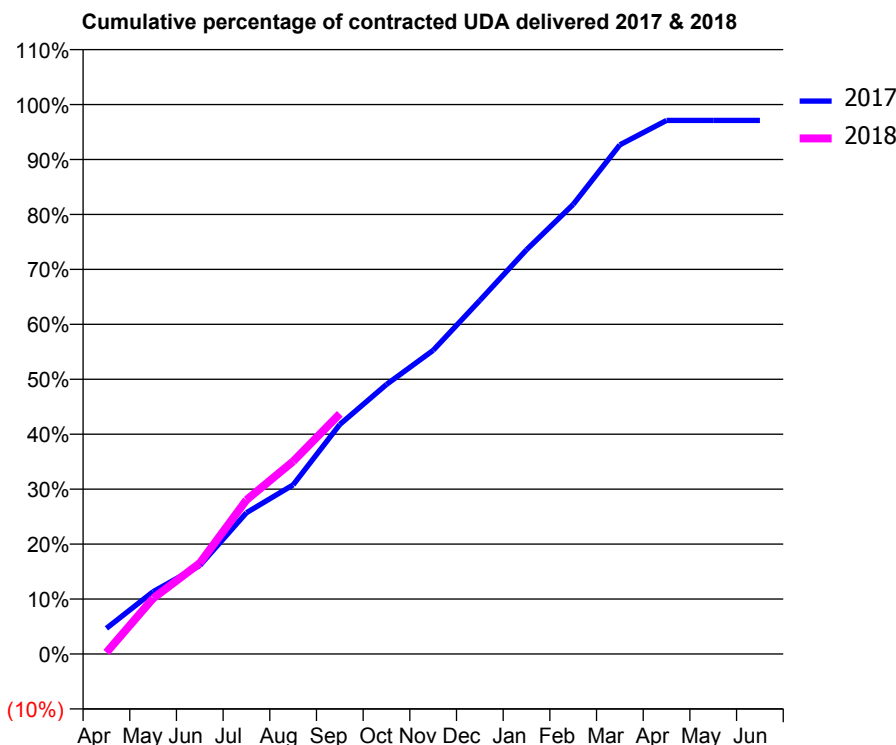
17/18 Contracted general activity (UDA)	2,260
Carry forward general activity (UDA)	65
17/18 Contracted orthodontic activity (UOA)	0
Carry forward orthodontic activity (UOA)	0
Baseline contract value	£57,166.27

ACCESS*

Patients seen in 24 months	Total	Change since previous quarter
Quarter ending September 2016	1,035	
Quarter ending December 2016	1,027	→
Quarter ending March 2017	1,052	↑
Quarter ending June 2017	1,057	→
Quarter ending September 2017	1,061	→
Variance since September 2016	2.5%	↑



ACTIVITY



Month	Adjusted Scheduled Activity (UDA)	
	2017	2018
April	106	6
May	256	229
June	364	374
July	581	634
August	696	792
September	944	988
October	1,109	
November	1,249	
December	1,454	
January	1,663	
February	1,849	
March	2,094	
April	2,195	
May	2,195	
June	2,195	

QUALITY

	Quantity	Base Number	Contract	AT	Region	England
% of FP17s for the same patient ID Re-attending within 3 months - Children	68	877	7.8%	10.1%	11.4%	11.9%
% of FP17s for the same patient ID Re-attending within 3 months - Adults	2	52	3.8%	14.7%	15.7%	15.9%
% of FP17s for the same patient ID Re-attending between 3 & 9 months - Children	617	877	70.4%	60.5%	60.6%	58.1%
% of FP17s for the same patient ID Re-attending between 3 & 9 months - Adults	38	52	73.1%	52.1%	52.0%	50.6%
% of FP17s for Band 1 Urgent Courses	34	845	4.0%	9.9%	9.6%	9.1%
% of FP17s Relating to Free Repair or Replacements	0	845	0.0%	0.6%	0.7%	0.8%
% of FP17s Relating to Continuations	0	845	0.0%	1.1%	1.0%	1.1%
% of Patients satisfied with the dentistry they have received	2	2	N/A	92.2%	91.6%	91.4%
% of Patients satisfied with the time they had to wait for an appointment	2	2	N/A	87.8%	87.9%	87.7%

* This is based on patients treated on this contract for their most recent course of treatment. Figures in italics indicate the base number of FP17s or Patient Questionnaire responses are less than 100. N/A is shown where the base number of responses is less than 10 during the period. % is calculated as Quantity/Base number*100

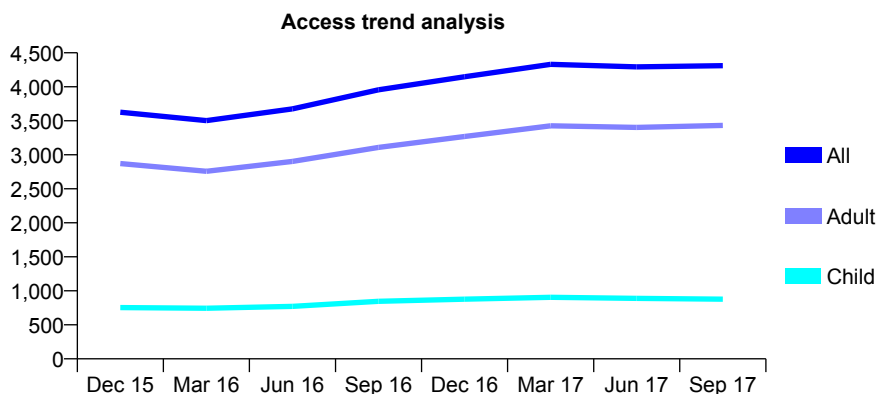
Q70 - Vital Signs At a Glance Contract Report for 124370/0001 - September 2017

Name or company name	Best Practice CDA Ltd
Contract type name	GDS Contract
Purpose of contract	General
Contract start date	16/03/2010
Contract end date	

17/18 Contracted general activity (UDA)	15,000
Carry forward general activity (UDA)	0
17/18 Contracted orthodontic activity (UOA)	0
Carry forward orthodontic activity (UOA)	0
Baseline contract value	£389,684.51

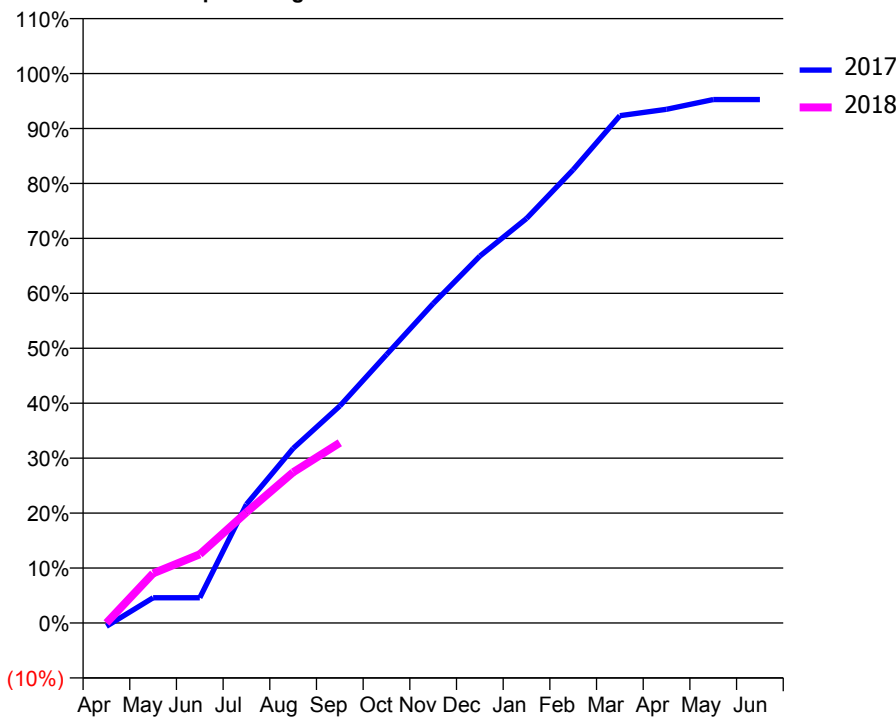
ACCESS*

Patients seen in 24 months	Total	Change since previous quarter
Quarter ending September 2016	3,956	
Quarter ending December 2016	4,148	↑
Quarter ending March 2017	4,330	↑
Quarter ending June 2017	4,293	→
Quarter ending September 2017	4,310	→
Variance since September 2016	8.9%	↑



ACTIVITY

Cumulative percentage of contracted UDA delivered 2017 & 2018



Month	Adjusted Scheduled Activity (UDA)	
	2017	2018
April	-84	0
May	634	1,357
June	634	1,876
July	2,972	3,024
August	4,370	4,116
September	5,431	4,921
October	6,716	
November	7,995	
December	9,182	
January	10,122	
February	11,345	
March	12,695	
April	12,858	
May	13,101	
June	13,101	

QUALITY

	Quantity	Base Number	Contract	AT	Region	England
% of FP17s for the same patient ID Re-attending within 3 months - Children	29	576	5.0%	10.1%	11.4%	11.9%
% of FP17s for the same patient ID Re-attending within 3 months - Adults	278	2,158	12.9%	14.7%	15.7%	15.9%
% of FP17s for the same patient ID Re-attending between 3 & 9 months - Children	404	576	70.1%	60.5%	60.6%	58.1%
% of FP17s for the same patient ID Re-attending between 3 & 9 months - Adults	1,247	2,158	57.8%	52.1%	52.0%	50.6%
% of FP17s for Band 1 Urgent Courses	255	2,566	9.9%	9.9%	9.6%	9.1%
% of FP17s Relating to Free Repair or Replacements	13	2,566	0.5%	0.6%	0.7%	0.8%
% of FP17s Relating to Continuations	58	2,566	2.3%	1.1%	1.0%	1.1%
% of Patients satisfied with the dentistry they have received	6	6	N/A	92.2%	91.6%	91.4%
% of Patients satisfied with the time they had to wait for an appointment	5	6	N/A	87.8%	87.9%	87.7%

* This is based on patients treated on this contract for their most recent course of treatment. Figures in italics indicate the base number of FP17s or Patient Questionnaire responses are less than 100. N/A is shown where the base number of responses is less than 10 during the period. % is calculated as Quantity/Base number*100

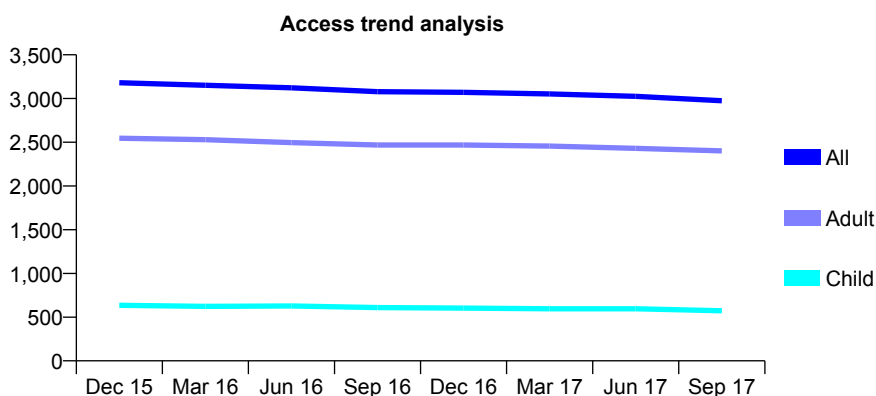
Q70 - Vital Signs At a Glance Contract Report for 124745/0001 - September 2017

Name or company name	Mr B J Richardson & Mr C M Winterbottom
Contract type name	GDS Contract
Purpose of contract	General
Contract start date	01/04/2013
Contract end date	

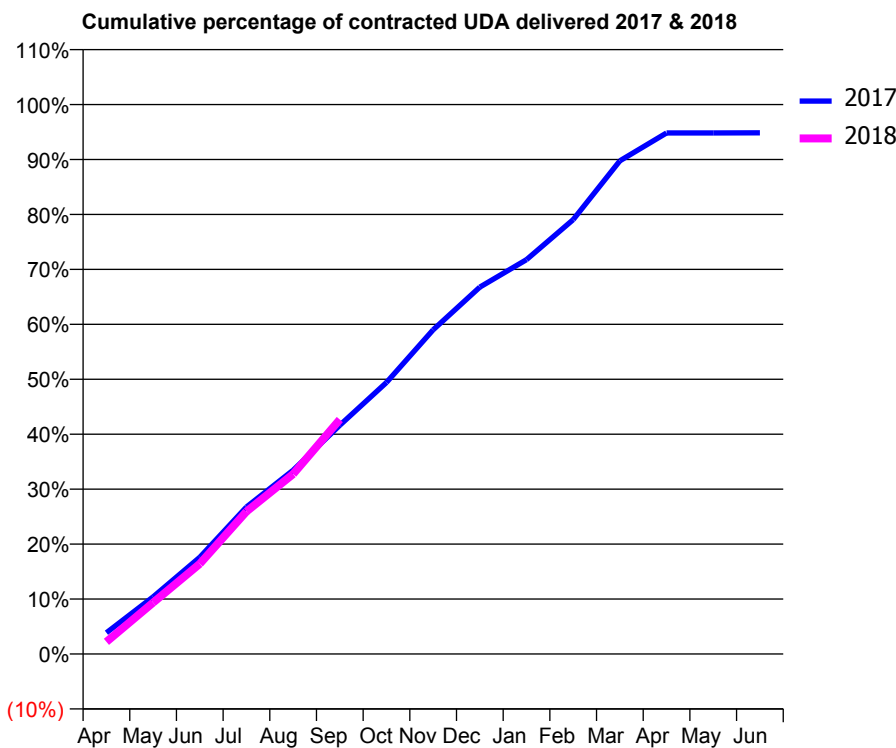
17/18 Contracted general activity (UDA)	12,311
Carry forward general activity (UDA)	0
17/18 Contracted orthodontic activity (UOA)	0
Carry forward orthodontic activity (UOA)	0
Baseline contract value	£314,483.34

ACCESS*

Patients seen in 24 months	Total	Change since previous quarter
Quarter ending September 2016	3,078	
Quarter ending December 2016	3,071	→
Quarter ending March 2017	3,052	→
Quarter ending June 2017	3,025	→
Quarter ending September 2017	2,974	↓
Variance since September 2016	(3.4%)	↓



ACTIVITY



Month	Adjusted Scheduled Activity (UDA)	
	2017	2018
April	477	275
May	1,279	1,152
June	2,167	2,022
July	3,295	3,192
August	4,119	4,031
September	5,126	5,252
October	6,085	
November	7,265	
December	8,221	
January	8,836	
February	9,733	
March	11,048	
April	11,673	
May	11,673	
June	11,678	

QUALITY

	Quantity	Base Number	Contract	AT	Region	England
% of FP17s for the same patient ID Re-attending within 3 months - Children	43	542	7.9%	10.1%	11.4%	11.9%
% of FP17s for the same patient ID Re-attending within 3 months - Adults	342	2,285	15.0%	14.7%	15.7%	15.9%
% of FP17s for the same patient ID Re-attending between 3 & 9 months - Children	412	542	76.0%	60.5%	60.6%	58.1%
% of FP17s for the same patient ID Re-attending between 3 & 9 months - Adults	1,679	2,285	73.5%	52.1%	52.0%	50.6%
% of FP17s for Band 1 Urgent Courses	216	2,589	8.3%	9.9%	9.6%	9.1%
% of FP17s Relating to Free Repair or Replacements	2	2,589	0.1%	0.6%	0.7%	0.8%
% of FP17s Relating to Continuations	31	2,589	1.2%	1.1%	1.0%	1.1%
% of Patients satisfied with the dentistry they have received	8	9	N/A	92.2%	91.6%	91.4%
% of Patients satisfied with the time they had to wait for an appointment	8	9	N/A	87.8%	87.9%	87.7%

* This is based on patients treated on this contract for their most recent course of treatment. Figures in italics indicate the base number of FP17s or Patient Questionnaire responses are less than 100. N/A is shown where the base number of responses is less than 10 during the period. % is calculated as Quantity/Base number*100

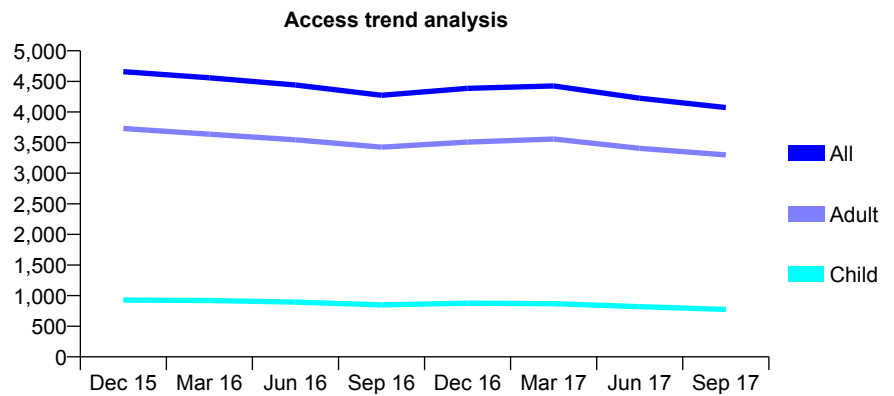
Q70 - Vital Signs At a Glance Contract Report for 125598/0002 - September 2017

Name or company name	Allington Dental Care
Contract type name	GDS Contract
Purpose of contract	General
Contract start date	01/11/2011
Contract end date	

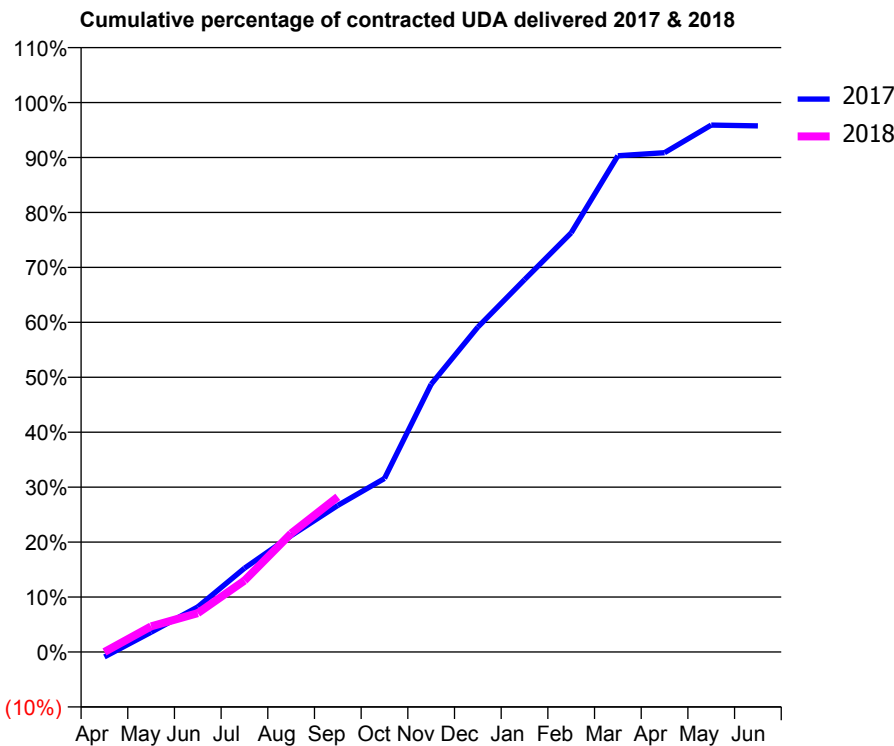
17/18 Contracted general activity (UDA)	15,000
Carry forward general activity (UDA)	0
17/18 Contracted orthodontic activity (UOA)	0
Carry forward orthodontic activity (UOA)	0
Baseline contract value	£479,716.07

ACCESS*

Patients seen in 24 months	Total	Change since previous quarter
Quarter ending September 2016	4,273	
Quarter ending December 2016	4,386	↑
Quarter ending March 2017	4,427	→
Quarter ending June 2017	4,226	↓
Quarter ending September 2017	4,074	↓
Variance since September 2016	(4.7%)	↓



ACTIVITY



Month	Adjusted Scheduled Activity (UDA)	
	2017	2018
April	-137	0
May	541	699
June	1,233	1,063
July	2,288	1,950
August	3,177	3,238
September	4,001	4,234
October	4,737	
November	7,311	
December	8,871	
January	10,163	
February	11,443	
March	13,545	
April	13,629	
May	14,383	
June	14,362	

QUALITY

	Quantity	Base Number	Contract	AT	Region	England
% of FP17s for the same patient ID Re-attending within 3 months - Children	123	541	22.7%	10.1%	11.4%	11.9%
% of FP17s for the same patient ID Re-attending within 3 months - Adults	398	2,158	18.4%	14.7%	15.7%	15.9%
% of FP17s for the same patient ID Re-attending between 3 & 9 months - Children	288	541	53.2%	60.5%	60.6%	58.1%
% of FP17s for the same patient ID Re-attending between 3 & 9 months - Adults	1,308	2,158	60.6%	52.1%	52.0%	50.6%
% of FP17s for Band 1 Urgent Courses	179	2,374	7.5%	9.9%	9.6%	9.1%
% of FP17s Relating to Free Repair or Replacements	4	2,374	0.2%	0.6%	0.7%	0.8%
% of FP17s Relating to Continuations	95	2,374	4.0%	1.1%	1.0%	1.1%
% of Patients satisfied with the dentistry they have received	11	14	78.6%	92.2%	91.6%	91.4%
% of Patients satisfied with the time they had to wait for an appointment	8	14	57.1%	87.8%	87.9%	87.7%

* This is based on patients treated on this contract for their most recent course of treatment. Figures in italics indicate the base number of FP17s or Patient Questionnaire responses are less than 100. N/A is shown where the base number of responses is less than 10 during the period. % is calculated as Quantity/Base number*100

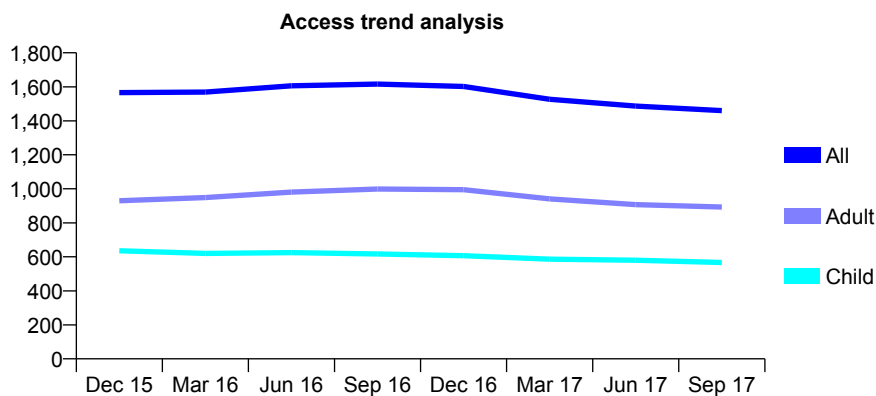
Q70 - Vital Signs At a Glance Contract Report for 125776/0006 - September 2017

Name or company name	Apex Dental Care Ltd
Contract type name	GDS Contract
Purpose of contract	General
Contract start date	03/08/2009
Contract end date	

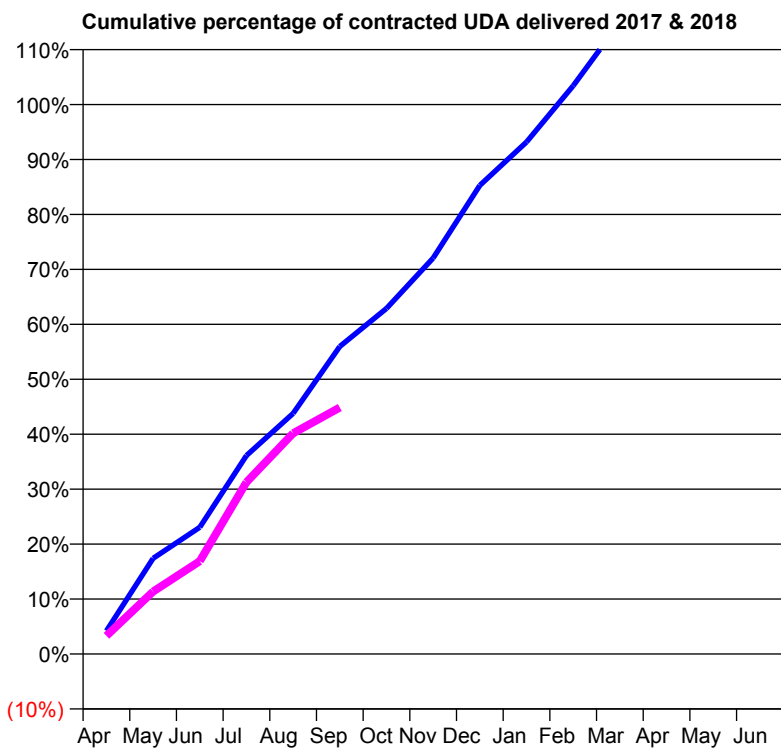
17/18 Contracted general activity (UDA)	3,549
Carry forward general activity (UDA)	0
17/18 Contracted orthodontic activity (UOA)	0
Carry forward orthodontic activity (UOA)	0
Baseline contract value	£79,614.52

ACCESS*

Patients seen in 24 months	Total	Change since previous quarter
Quarter ending September 2016	1,616	
Quarter ending December 2016	1,602	→
Quarter ending March 2017	1,527	↓
Quarter ending June 2017	1,487	↓
Quarter ending September 2017	1,460	↓
Variance since September 2016	(9.7%)	↓



ACTIVITY



Adjusted Scheduled Activity (UDA)		
Month	2017	2018
April	149	118
May	618	403
June	819	600
July	1,282	1,109
August	1,554	1,426
September	1,986	1,592
October	2,232	
November	2,557	
December	3,026	
January	3,307	
February	3,670	
March	4,079	
April	4,185	
May	4,208	
June	4,208	

QUALITY

	Quantity	Base Number	Contract	AT	Region	England
% of FP17s for the same patient ID Re-attending within 3 months - Children	39	431	9.0%	10.1%	11.4%	11.9%
% of FP17s for the same patient ID Re-attending within 3 months - Adults	92	569	16.2%	14.7%	15.7%	15.9%
% of FP17s for the same patient ID Re-attending between 3 & 9 months - Children	285	431	66.1%	60.5%	60.6%	58.1%
% of FP17s for the same patient ID Re-attending between 3 & 9 months - Adults	329	569	57.8%	52.1%	52.0%	50.6%
% of FP17s for Band 1 Urgent Courses	107	942	11.4%	9.9%	9.6%	9.1%
% of FP17s Relating to Free Repair or Replacements	2	942	0.2%	0.6%	0.7%	0.8%
% of FP17s Relating to Continuations	1	942	0.1%	1.1%	1.0%	1.1%
% of Patients satisfied with the dentistry they have received	2	2	N/A	92.2%	91.6%	91.4%
% of Patients satisfied with the time they had to wait for an appointment	2	2	N/A	87.8%	87.9%	87.7%

* This is based on patients treated on this contract for their most recent course of treatment. Figures in italics indicate the base number of FP17s or Patient Questionnaire responses are less than 100. N/A is shown where the base number of responses is less than 10 during the period. % is calculated as Quantity/Base number*100

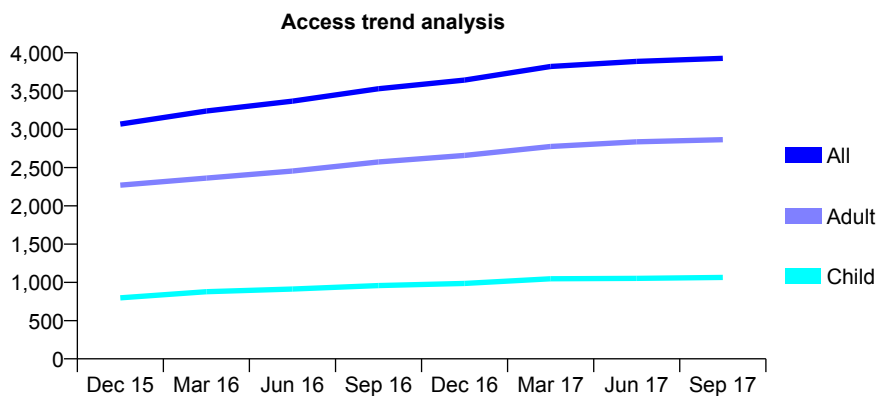
Q70 - Vital Signs At a Glance Contract Report for 125776/0012 - September 2017

Name or company name	Apex Dental Care Ltd
Contract type name	GDS Contract
Purpose of contract	General
Contract start date	01/09/2011
Contract end date	

17/18 Contracted general activity (UDA)	10,000
Carry forward general activity (UDA)	0
17/18 Contracted orthodontic activity (UOA)	0
Carry forward orthodontic activity (UOA)	0
Baseline contract value	£271,179.20

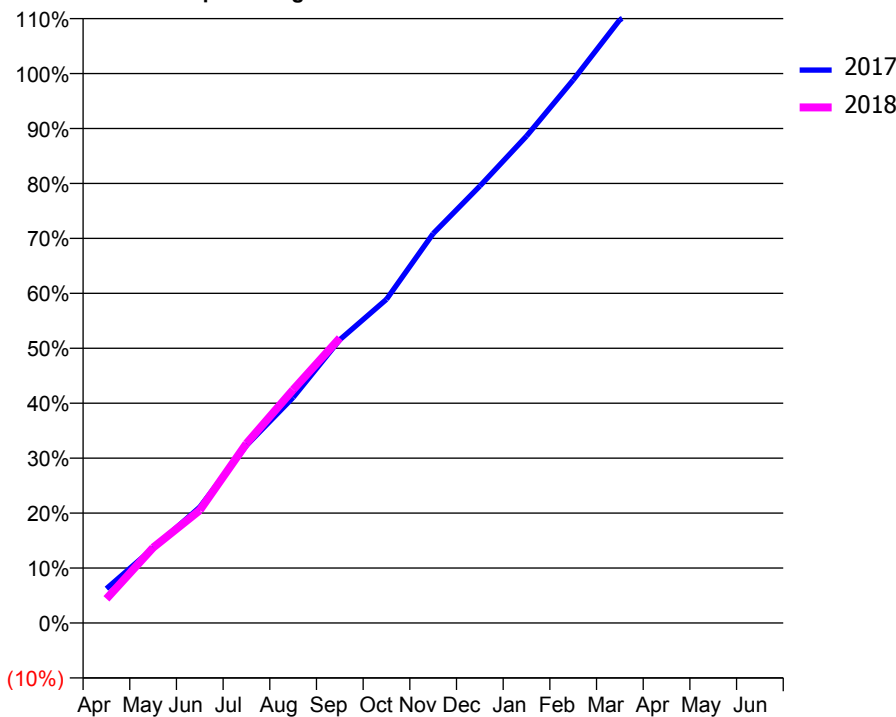
ACCESS*

Patients seen in 24 months	Total	Change since previous quarter
Quarter ending September 2016	3,531	
Quarter ending December 2016	3,644	↑
Quarter ending March 2017	3,822	↑
Quarter ending June 2017	3,888	→
Quarter ending September 2017	3,928	→
Variance since September 2016	11.2%	↑



ACTIVITY

Cumulative percentage of contracted UDA delivered 2017 & 2018



Month	Adjusted Scheduled Activity (UDA)	
	2017	2018
April	626	440
May	1,362	1,373
June	2,111	2,051
July	3,232	3,267
August	4,106	4,245
September	5,156	5,186
October	5,891	
November	7,087	
December	7,951	
January	8,861	
February	9,882	
March	10,979	
April	11,400	
May	11,393	
June	11,395	

QUALITY

	Quantity	Base Number	Contract	AT	Region	England
% of FP17s for the same patient ID Re-attending within 3 months - Children	39	782	5.0%	10.1%	11.4%	11.9%
% of FP17s for the same patient ID Re-attending within 3 months - Adults	242	2,117	11.4%	14.7%	15.7%	15.9%
% of FP17s for the same patient ID Re-attending between 3 & 9 months - Children	542	782	69.3%	60.5%	60.6%	58.1%
% of FP17s for the same patient ID Re-attending between 3 & 9 months - Adults	1,334	2,117	63.0%	52.1%	52.0%	50.6%
% of FP17s for Band 1 Urgent Courses	240	2,744	8.7%	9.9%	9.6%	9.1%
% of FP17s Relating to Free Repair or Replacements	22	2,744	0.8%	0.6%	0.7%	0.8%
% of FP17s Relating to Continuations	7	2,744	0.3%	1.1%	1.0%	1.1%
% of Patients satisfied with the dentistry they have received	8	9	N/A	92.2%	91.6%	91.4%
% of Patients satisfied with the time they had to wait for an appointment	9	9	N/A	87.8%	87.9%	87.7%

* This is based on patients treated on this contract for their most recent course of treatment. Figures in italics indicate the base number of FP17s or Patient Questionnaire responses are less than 100. N/A is shown where the base number of responses is less than 10 during the period. % is calculated as Quantity/Base number*100

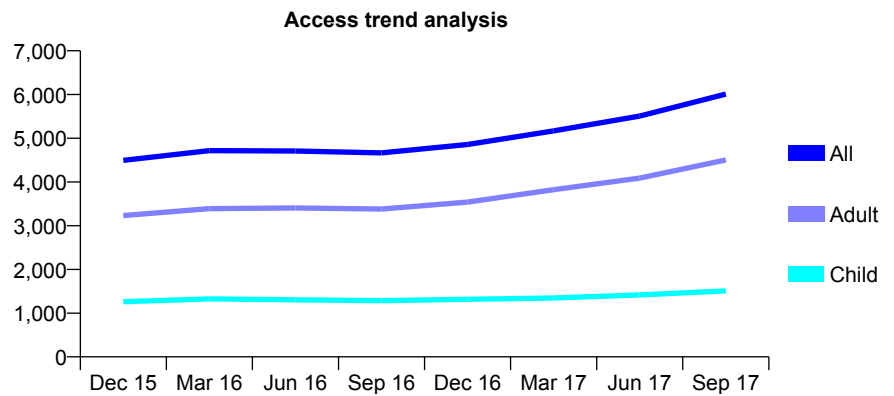
Q70 - Vital Signs At a Glance Contract Report for 125776/0015 - September 2017

Name or company name	Apex Dental Care Ltd
Contract type name	GDS Contract
Purpose of contract	General
Contract start date	01/06/2013
Contract end date	

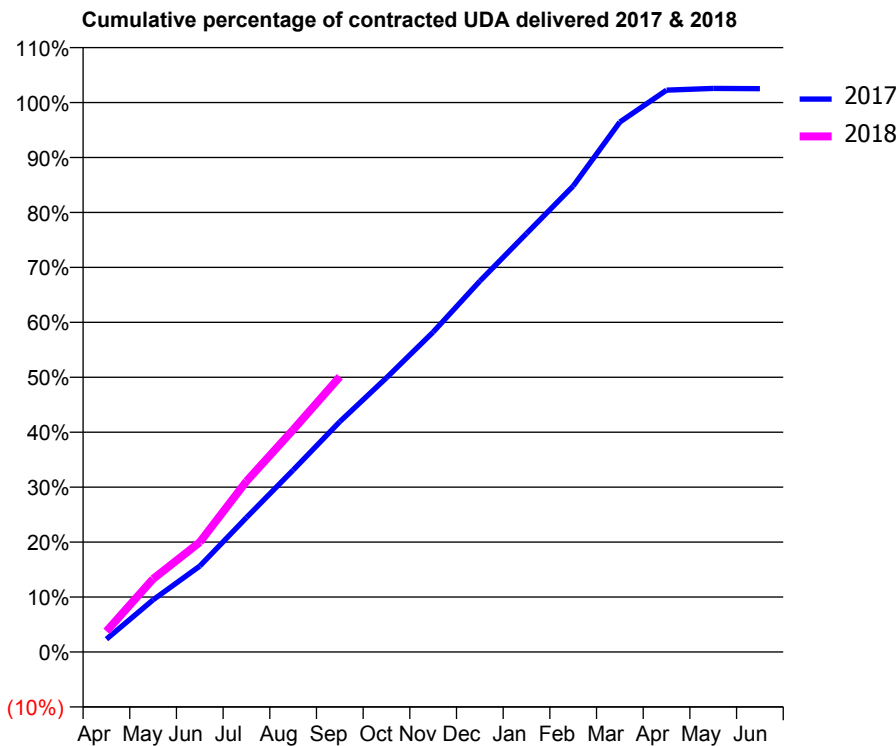
17/18 Contracted general activity (UDA)	16,814
Carry forward general activity (UDA)	0
17/18 Contracted orthodontic activity (UOA)	0
Carry forward orthodontic activity (UOA)	0
Baseline contract value	£388,813.58

ACCESS*

Patients seen in 24 months	Total	Change since previous quarter
Quarter ending September 2016	4,666	
Quarter ending December 2016	4,857	↑
Quarter ending March 2017	5,168	↑
Quarter ending June 2017	5,507	↑
Quarter ending September 2017	6,011	↑
Variance since September 2016	28.8%	↑



ACTIVITY



Month	Adjusted Scheduled Activity (UDA)	
	2017	2018
April	350	633
May	1,426	2,238
June	2,345	3,359
July	3,670	5,224
August	4,968	6,800
September	6,287	8,425
October	7,485	
November	8,734	
December	10,125	
January	11,424	
February	12,721	
March	14,466	
April	15,339	
May	15,383	
June	15,379	

QUALITY

	Quantity	Base Number	Contract	AT	Region	England
% of FP17s for the same patient ID Re-attending within 3 months - Children	69	1,229	5.6%	10.1%	11.4%	11.9%
% of FP17s for the same patient ID Re-attending within 3 months - Adults	445	3,470	12.8%	14.7%	15.7%	15.9%
% of FP17s for the same patient ID Re-attending between 3 & 9 months - Children	684	1,229	55.7%	60.5%	60.6%	58.1%
% of FP17s for the same patient ID Re-attending between 3 & 9 months - Adults	1,515	3,470	43.7%	52.1%	52.0%	50.6%
% of FP17s for Band 1 Urgent Courses	599	4,353	13.8%	9.9%	9.6%	9.1%
% of FP17s Relating to Free Repair or Replacements	14	4,353	0.3%	0.6%	0.7%	0.8%
% of FP17s Relating to Continuations	32	4,353	0.7%	1.1%	1.0%	1.1%
% of Patients satisfied with the dentistry they have received	5	5	N/A	92.2%	91.6%	91.4%
% of Patients satisfied with the time they had to wait for an appointment	5	5	N/A	87.8%	87.9%	87.7%

* This is based on patients treated on this contract for their most recent course of treatment. Figures in italics indicate the base number of FP17s or Patient Questionnaire responses are less than 100. N/A is shown where the base number of responses is less than 10 during the period. % is calculated as Quantity/Base number*100

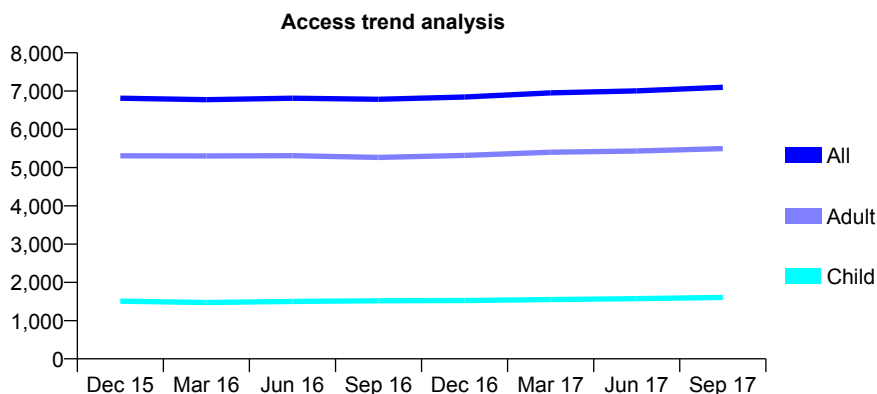
Q70 - Vital Signs At a Glance Contract Report for 127116/0002 - September 2017

Name or company name	Mr R Gyening & Miss N Hussain
Contract type name	GDS Contract
Purpose of contract	General
Contract start date	01/07/2012
Contract end date	

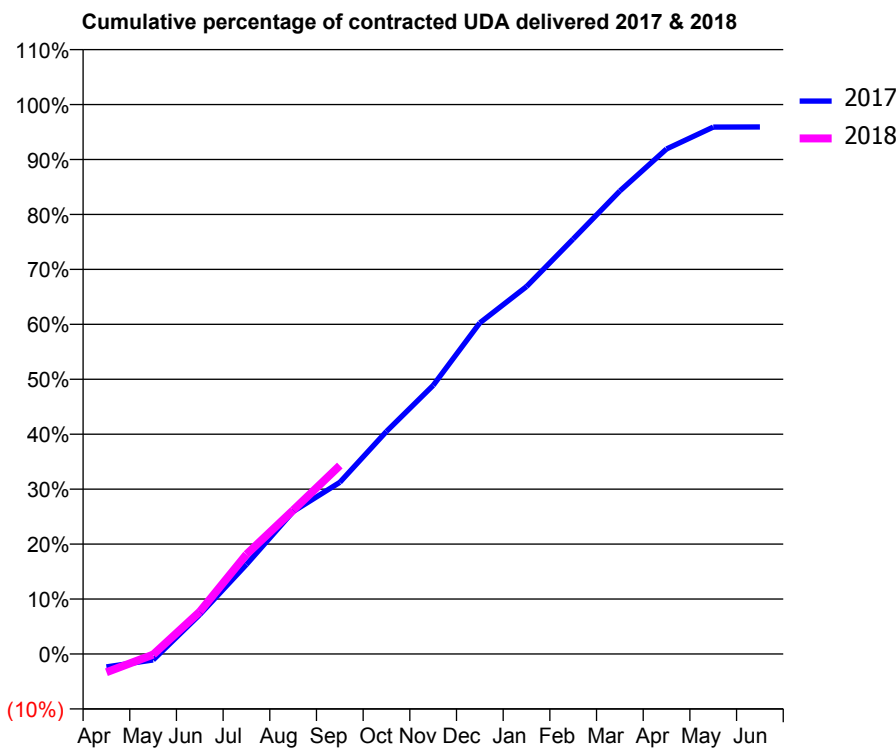
17/18 Contracted general activity (UDA)	20,000
Carry forward general activity (UDA)	804
17/18 Contracted orthodontic activity (UOA)	0
Carry forward orthodontic activity (UOA)	0
Baseline contract value	£527,192.42

ACCESS*

Patients seen in 24 months	Total	Change since previous quarter
Quarter ending September 2016	6,784	
Quarter ending December 2016	6,845	→
Quarter ending March 2017	6,952	→
Quarter ending June 2017	7,006	→
Quarter ending September 2017	7,098	→
Variance since September 2016	4.6%	↑



ACTIVITY



Month	Adjusted Scheduled Activity (UDA)	
	2017	2018
April	-467	-669
May	-218	-28
June	1,412	1,540
July	3,210	3,628
August	5,105	5,236
September	6,150	6,859
October	7,976	
November	9,626	
December	11,867	
January	13,163	
February	14,868	
March	16,590	
April	18,094	
May	18,881	
June	18,884	

QUALITY

	Quantity	Base Number	Contract	AT	Region	England
% of FP17s for the same patient ID Re-attending within 3 months - Children	77	1,151	6.7%	10.1%	11.4%	11.9%
% of FP17s for the same patient ID Re-attending within 3 months - Adults	499	3,801	13.1%	14.7%	15.7%	15.9%
% of FP17s for the same patient ID Re-attending between 3 & 9 months - Children	732	1,151	63.6%	60.5%	60.6%	58.1%
% of FP17s for the same patient ID Re-attending between 3 & 9 months - Adults	2,194	3,801	57.7%	52.1%	52.0%	50.6%
% of FP17s for Band 1 Urgent Courses	348	3,609	9.6%	9.9%	9.6%	9.1%
% of FP17s Relating to Free Repair or Replacements	14	3,609	0.4%	0.6%	0.7%	0.8%
% of FP17s Relating to Continuations	21	3,609	0.6%	1.1%	1.0%	1.1%
% of Patients satisfied with the dentistry they have received	6	8	N/A	92.2%	91.6%	91.4%
% of Patients satisfied with the time they had to wait for an appointment	6	8	N/A	87.8%	87.9%	87.7%

* This is based on patients treated on this contract for their most recent course of treatment. Figures in italics indicate the base number of FP17s or Patient Questionnaire responses are less than 100. N/A is shown where the base number of responses is less than 10 during the period. % is calculated as Quantity/Base number*100

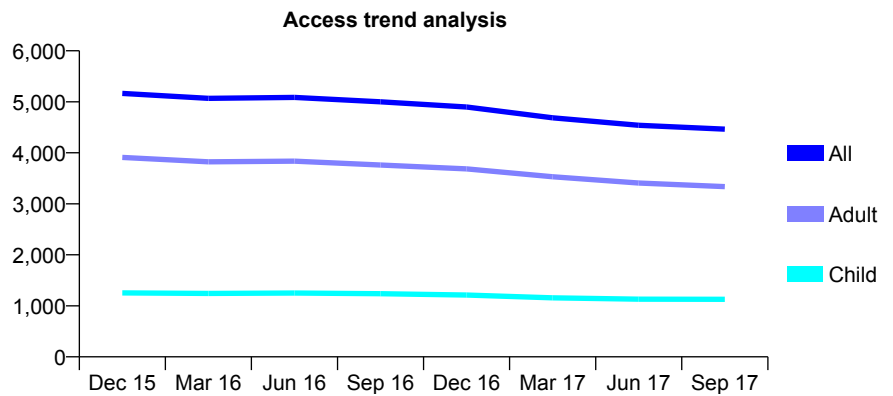
Q70 - Vital Signs At a Glance Contract Report for 127116/0004 - September 2017

Name or company name	Mr R Gyening & Miss N Hussain
Contract type name	GDS Contract
Purpose of contract	General
Contract start date	01/07/2012
Contract end date	

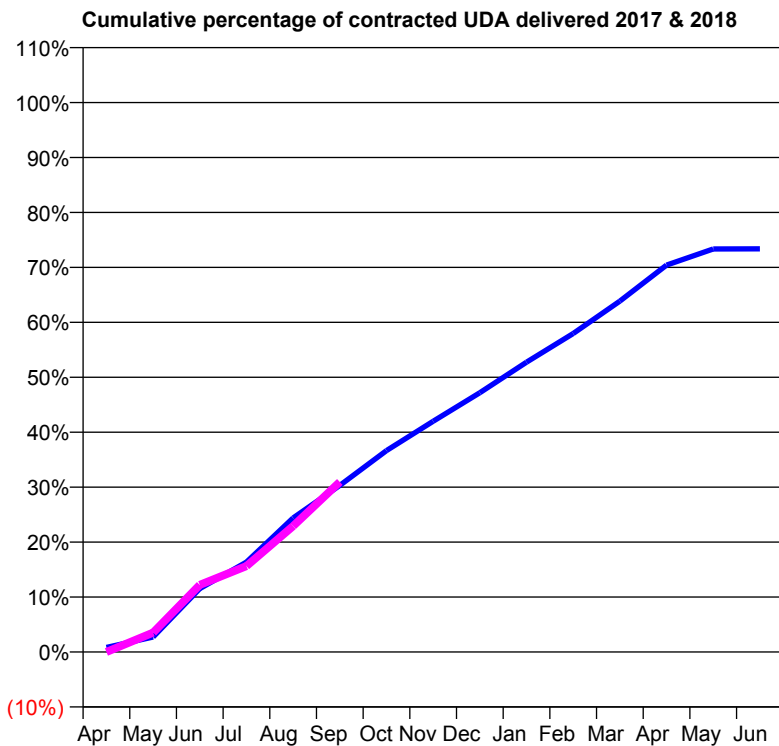
17/18 Contracted general activity (UDA)	13,200
Carry forward general activity (UDA)	0
17/18 Contracted orthodontic activity (UOA)	0
Carry forward orthodontic activity (UOA)	0
Baseline contract value	£367,729.88

ACCESS*

Patients seen in 24 months	Total	Change since previous quarter
Quarter ending September 2016	5,001	
Quarter ending December 2016	4,898	↓
Quarter ending March 2017	4,687	↓
Quarter ending June 2017	4,540	↓
Quarter ending September 2017	4,463	↓
Variance since September 2016	(10.8%)	↓



ACTIVITY



Month	Adjusted Scheduled Activity (UDA)	
	2017	2018
April	111	0
May	360	467
June	1,525	1,612
July	2,161	2,065
August	3,219	3,024
September	4,003	4,085
October	4,839	
November	5,544	
December	6,227	
January	6,961	
February	7,651	
March	8,430	
April	9,295	
May	9,683	
June	9,684	

QUALITY

	Quantity	Base Number	Contract	AT	Region	England
% of FP17s for the same patient ID Re-attending within 3 months - Children	40	733	5.5%	10.1%	11.4%	11.9%
% of FP17s for the same patient ID Re-attending within 3 months - Adults	379	2,305	16.4%	14.7%	15.7%	15.9%
% of FP17s for the same patient ID Re-attending between 3 & 9 months - Children	384	733	52.4%	60.5%	60.6%	58.1%
% of FP17s for the same patient ID Re-attending between 3 & 9 months - Adults	1,190	2,305	51.6%	52.1%	52.0%	50.6%
% of FP17s for Band 1 Urgent Courses	263	2,350	11.2%	9.9%	9.6%	9.1%
% of FP17s Relating to Free Repair or Replacements	8	2,350	0.3%	0.6%	0.7%	0.8%
% of FP17s Relating to Continuations	4	2,350	0.2%	1.1%	1.0%	1.1%
% of Patients satisfied with the dentistry they have received	1	1	N/A	92.2%	91.6%	91.4%
% of Patients satisfied with the time they had to wait for an appointment	1	1	N/A	87.8%	87.9%	87.7%

* This is based on patients treated on this contract for their most recent course of treatment. Figures in italics indicate the base number of FP17s or Patient Questionnaire responses are less than 100. N/A is shown where the base number of responses is less than 10 during the period. % is calculated as Quantity/Base number*100

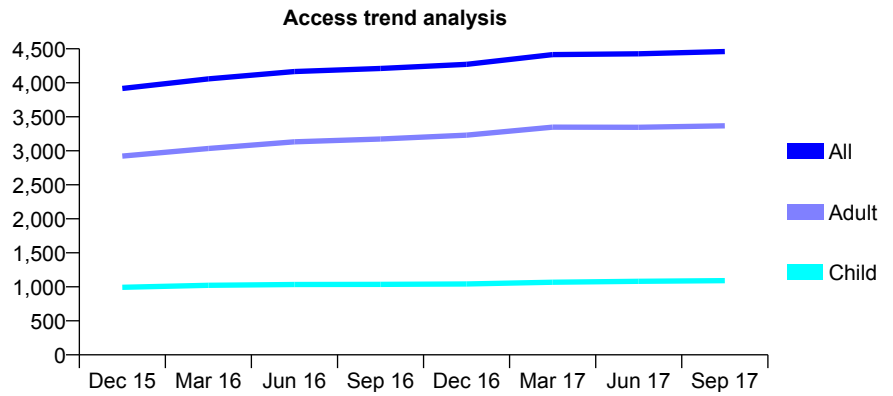
Q70 - Vital Signs At a Glance Contract Report for 128392/0001 - September 2017

Name or company name	Dr L Tangsiri
Contract type name	GDS Contract
Purpose of contract	General
Contract start date	25/09/2009
Contract end date	

17/18 Contracted general activity (UDA)	10,368
Carry forward general activity (UDA)	0
17/18 Contracted orthodontic activity (UOA)	0
Carry forward orthodontic activity (UOA)	0
Baseline contract value	£237,285.41

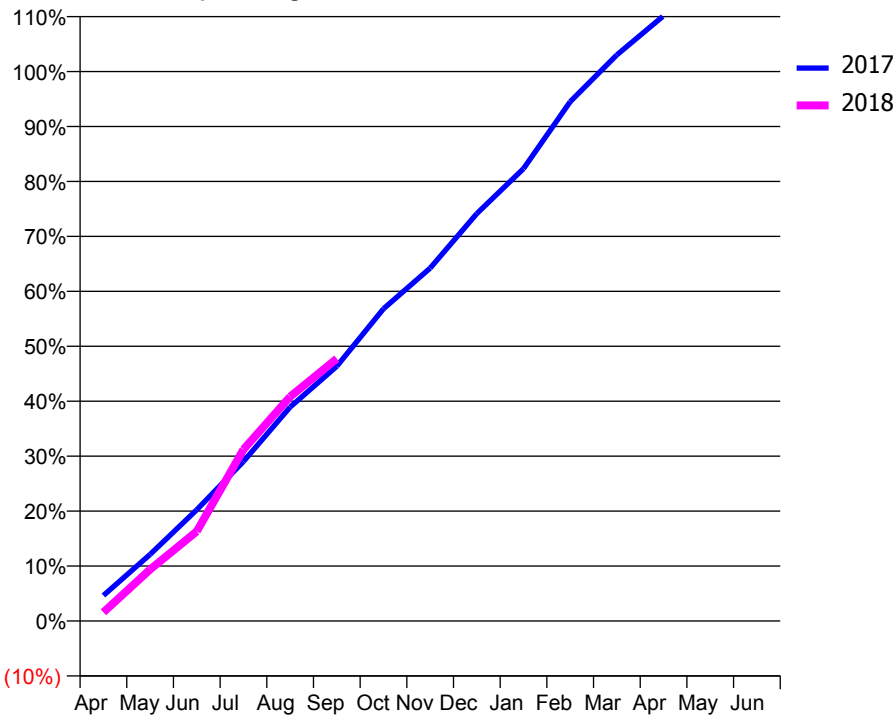
ACCESS*

Patients seen in 24 months	Total	Change since previous quarter
Quarter ending September 2016	4,211	
Quarter ending December 2016	4,272	→
Quarter ending March 2017	4,415	↑
Quarter ending June 2017	4,427	→
Quarter ending September 2017	4,459	→
Variance since September 2016	5.9%	↑



ACTIVITY

Cumulative percentage of contracted UDA delivered 2017 & 2018



Month	Adjusted Scheduled Activity (UDA)	
	2017	2018
April	481	166
May	1,257	972
June	2,100	1,692
July	3,010	3,238
August	4,037	4,234
September	4,806	4,949
October	5,891	
November	6,659	
December	7,689	
January	8,535	
February	9,800	
March	10,682	
April	11,419	
May	11,461	
June	11,464	

QUALITY

	Quantity	Base Number	Contract	AT	Region	England
% of FP17s for the same patient ID Re-attending within 3 months - Children	37	796	4.6%	10.1%	11.4%	11.9%
% of FP17s for the same patient ID Re-attending within 3 months - Adults	246	2,296	10.7%	14.7%	15.7%	15.9%
% of FP17s for the same patient ID Re-attending between 3 & 9 months - Children	520	796	65.3%	60.5%	60.6%	58.1%
% of FP17s for the same patient ID Re-attending between 3 & 9 months - Adults	1,362	2,296	59.3%	52.1%	52.0%	50.6%
% of FP17s for Band 1 Urgent Courses	152	2,819	5.4%	9.9%	9.6%	9.1%
% of FP17s Relating to Free Repair or Replacements	6	2,819	0.2%	0.6%	0.7%	0.8%
% of FP17s Relating to Continuations	52	2,819	1.8%	1.1%	1.0%	1.1%
% of Patients satisfied with the dentistry they have received	7	8	N/A	92.2%	91.6%	91.4%
% of Patients satisfied with the time they had to wait for an appointment	6	8	N/A	87.8%	87.9%	87.7%

* This is based on patients treated on this contract for their most recent course of treatment. Figures in italics indicate the base number of FP17s or Patient Questionnaire responses are less than 100. N/A is shown where the base number of responses is less than 10 during the period. % is calculated as Quantity/Base number*100

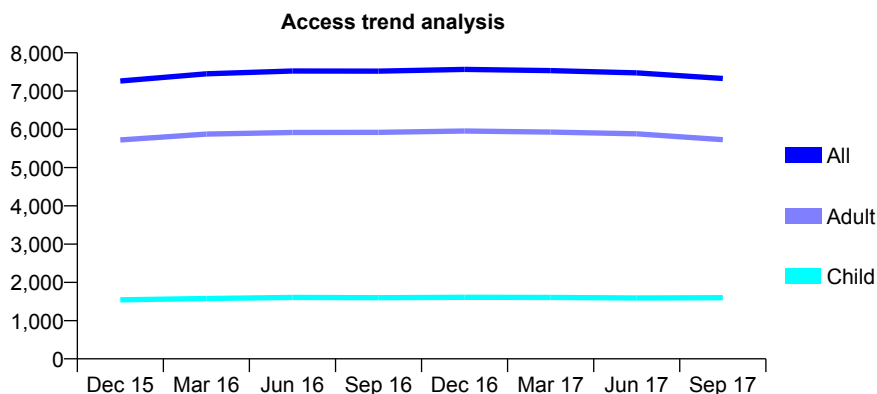
Q70 - Vital Signs At a Glance Contract Report for 128678/0001 - September 2017

Name or company name	SCA Trafalgar Dental Services Ltd
Contract type name	GDS Contract
Purpose of contract	General
Contract start date	01/04/2009
Contract end date	

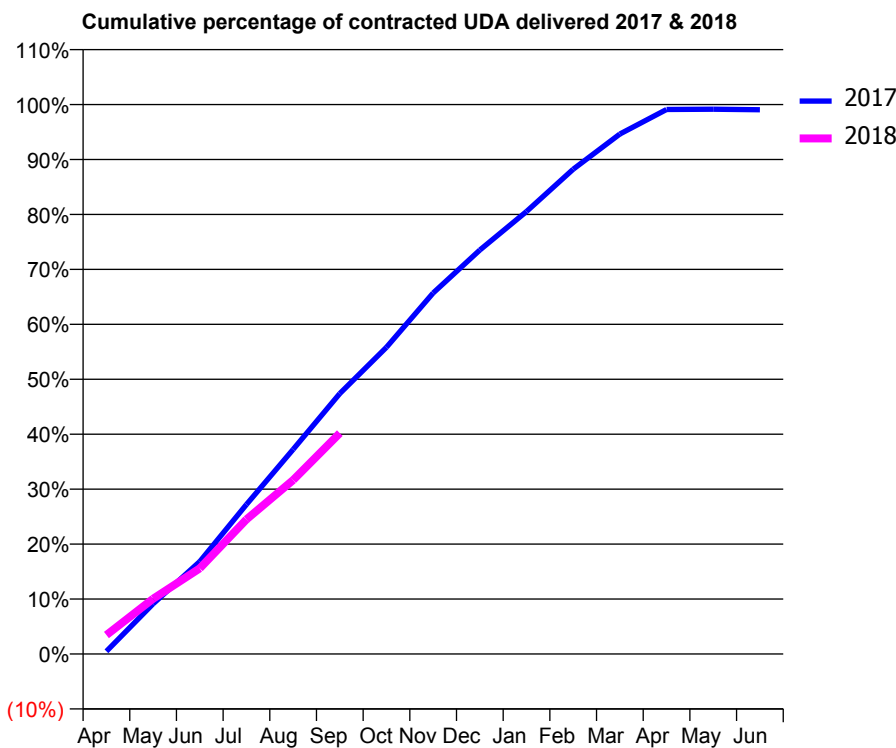
17/18 Contracted general activity (UDA)	21,352
Carry forward general activity (UDA)	0
17/18 Contracted orthodontic activity (UOA)	0
Carry forward orthodontic activity (UOA)	0
Baseline contract value	£550,912.78

ACCESS*

Patients seen in 24 months	Total	Change since previous quarter
Quarter ending September 2016	7,520	
Quarter ending December 2016	7,565	→
Quarter ending March 2017	7,534	→
Quarter ending June 2017	7,475	→
Quarter ending September 2017	7,329	↓
Variance since September 2016	(2.5%)	↓



ACTIVITY



Month	Adjusted Scheduled Activity (UDA)	
	2017	2018
April	107	739
May	1,950	2,148
June	3,593	3,329
July	5,809	5,232
August	7,949	6,760
September	10,122	8,582
October	11,918	
November	14,029	
December	15,696	
January	17,193	
February	18,839	
March	20,208	
April	21,156	
May	21,171	
June	21,150	

QUALITY

	Quantity	Base Number	Contract	AT	Region	England
% of FP17s for the same patient ID Re-attending within 3 months - Children	64	1,065	6.0%	10.1%	11.4%	11.9%
% of FP17s for the same patient ID Re-attending within 3 months - Adults	400	3,759	10.6%	14.7%	15.7%	15.9%
% of FP17s for the same patient ID Re-attending between 3 & 9 months - Children	580	1,065	54.5%	60.5%	60.6%	58.1%
% of FP17s for the same patient ID Re-attending between 3 & 9 months - Adults	2,031	3,759	54.0%	52.1%	52.0%	50.6%
% of FP17s for Band 1 Urgent Courses	998	4,311	23.2%	9.9%	9.6%	9.1%
% of FP17s Relating to Free Repair or Replacements	9	4,311	0.2%	0.6%	0.7%	0.8%
% of FP17s Relating to Continuations	10	4,311	0.2%	1.1%	1.0%	1.1%
% of Patients satisfied with the dentistry they have received	8	8	N/A	92.2%	91.6%	91.4%
% of Patients satisfied with the time they had to wait for an appointment	8	8	N/A	87.8%	87.9%	87.7%

* This is based on patients treated on this contract for their most recent course of treatment. Figures in italics indicate the base number of FP17s or Patient Questionnaire responses are less than 100. N/A is shown where the base number of responses is less than 10 during the period. % is calculated as Quantity/Base number*100

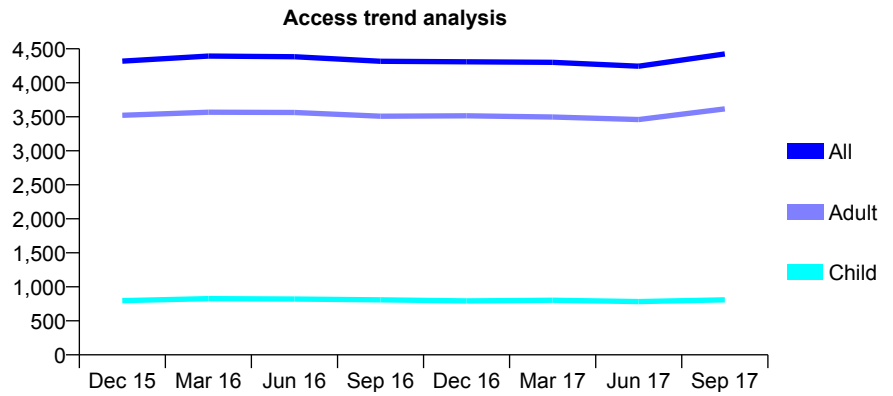
Q70 - Vital Signs At a Glance Contract Report for 128678/0002 - September 2017

Name or company name	SCA Trafalgar Dental Services Ltd
Contract type name	GDS Contract
Purpose of contract	General
Contract start date	10/02/2013
Contract end date	

17/18 Contracted general activity (UDA)	16,000
Carry forward general activity (UDA)	0
17/18 Contracted orthodontic activity (UOA)	0
Carry forward orthodontic activity (UOA)	0
Baseline contract value	£483,463.28

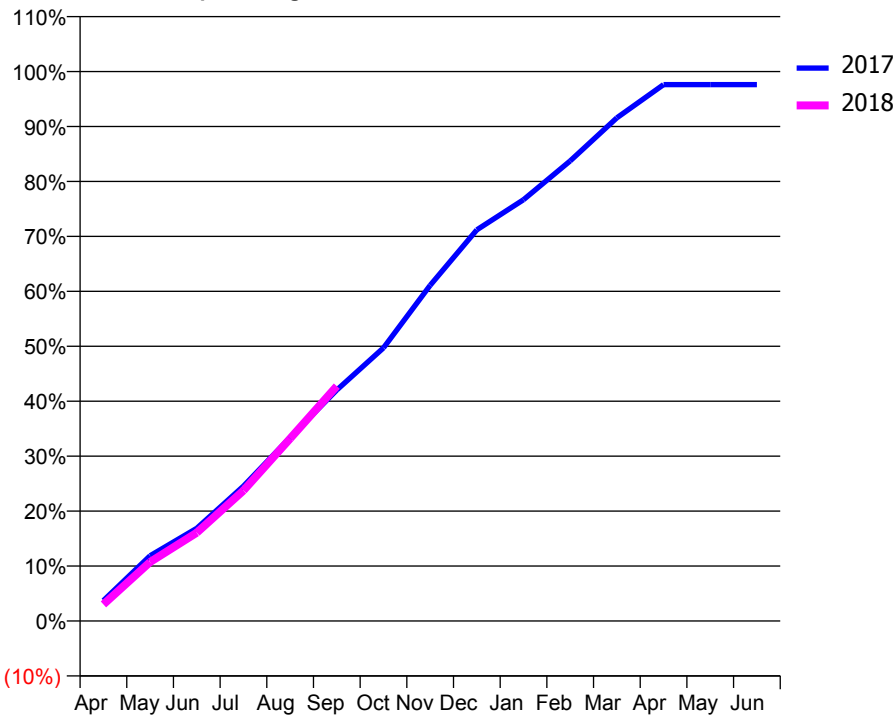
ACCESS*

Patients seen in 24 months	Total	Change since previous quarter
Quarter ending September 2016	4,316	
Quarter ending December 2016	4,308	→
Quarter ending March 2017	4,300	→
Quarter ending June 2017	4,244	↓
Quarter ending September 2017	4,425	↑
Variance since September 2016	2.5%	↑



ACTIVITY

Cumulative percentage of contracted UDA delivered 2017 & 2018



Month	Adjusted Scheduled Activity (UDA)	
	2017	2018
April	595	484
May	1,901	1,716
June	2,700	2,573
July	3,926	3,801
August	5,346	5,312
September	6,728	6,839
October	7,952	
November	9,776	
December	11,391	
January	12,266	
February	13,397	
March	14,651	
April	15,618	
May	15,618	
June	15,618	

QUALITY

	Quantity	Base Number	Contract	AT	Region	England
% of FP17s for the same patient ID Re-attending within 3 months - Children	88	676	13.0%	10.1%	11.4%	11.9%
% of FP17s for the same patient ID Re-attending within 3 months - Adults	645	3,136	20.6%	14.7%	15.7%	15.9%
% of FP17s for the same patient ID Re-attending between 3 & 9 months - Children	414	676	61.2%	60.5%	60.6%	58.1%
% of FP17s for the same patient ID Re-attending between 3 & 9 months - Adults	1,736	3,136	55.4%	52.1%	52.0%	50.6%
% of FP17s for Band 1 Urgent Courses	415	3,372	12.3%	9.9%	9.6%	9.1%
% of FP17s Relating to Free Repair or Replacements	40	3,372	1.2%	0.6%	0.7%	0.8%
% of FP17s Relating to Continuations	48	3,372	1.4%	1.1%	1.0%	1.1%
% of Patients satisfied with the dentistry they have received	17	19	89.5%	92.2%	91.6%	91.4%
% of Patients satisfied with the time they had to wait for an appointment	18	19	94.7%	87.8%	87.9%	87.7%

* This is based on patients treated on this contract for their most recent course of treatment. Figures in italics indicate the base number of FP17s or Patient Questionnaire responses are less than 100. N/A is shown where the base number of responses is less than 10 during the period. % is calculated as Quantity/Base number*100

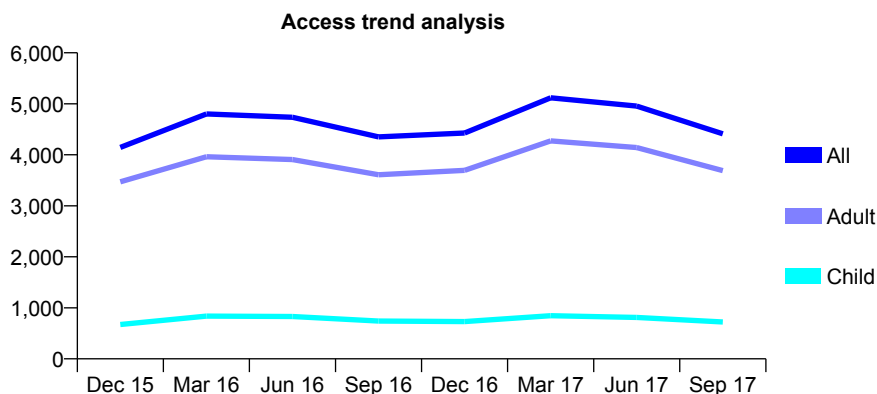
Q70 - Vital Signs At a Glance Contract Report for 129135/0001 - September 2017

Name or company name	Mr M Rzepski & Mrs A Grycz-Rzepaska
Contract type name	GDS Contract
Purpose of contract	General
Contract start date	01/04/2006
Contract end date	

17/18 Contracted general activity (UDA)	14,316
Carry forward general activity (UDA)	0
17/18 Contracted orthodontic activity (UOA)	0
Carry forward orthodontic activity (UOA)	0
Baseline contract value	£296,188.66

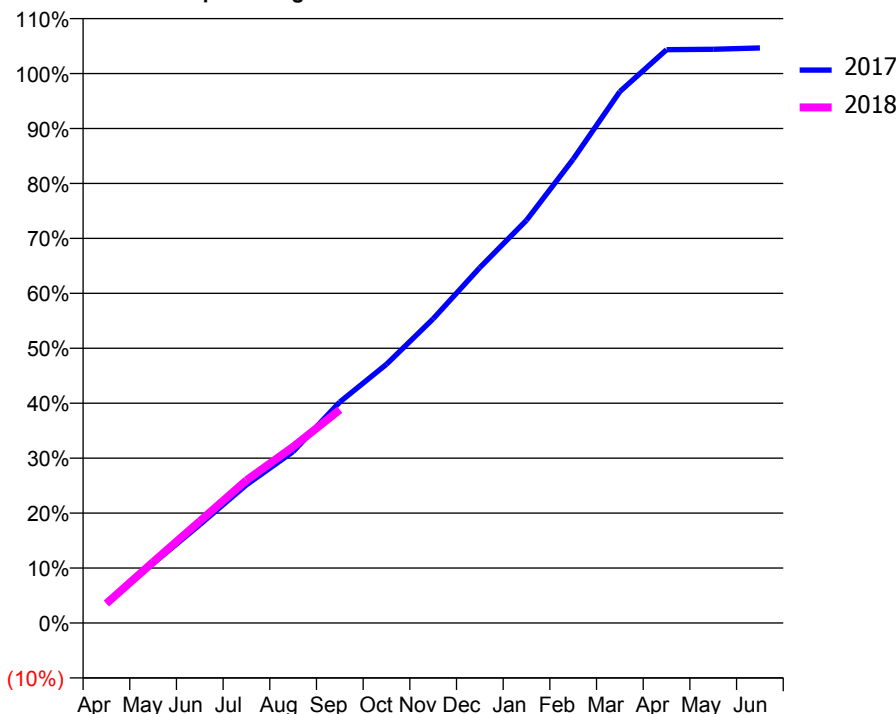
ACCESS*

Patients seen in 24 months	Total	Change since previous quarter
Quarter ending September 2016	4,351	
Quarter ending December 2016	4,427	→
Quarter ending March 2017	5,118	↑
Quarter ending June 2017	4,955	↓
Quarter ending September 2017	4,413	↓
Variance since September 2016	1.4%	→



ACTIVITY

Cumulative percentage of contracted UDA delivered 2017 & 2018



Month	Adjusted Scheduled Activity (UDA)	
	2017	2018
April	516	508
May	1,551	1,589
June	2,561	2,654
July	3,602	3,718
August	4,466	4,593
September	5,759	5,558
October	6,743	
November	7,926	
December	9,261	
January	10,492	
February	12,086	
March	13,846	
April	14,938	
May	14,946	
June	14,981	

QUALITY

	Quantity	Base Number	Contract	AT	Region	England
% of FP17s for the same patient ID Re-attending within 3 months - Children	41	632	6.5%	10.1%	11.4%	11.9%
% of FP17s for the same patient ID Re-attending within 3 months - Adults	471	3,149	15.0%	14.7%	15.7%	15.9%
% of FP17s for the same patient ID Re-attending between 3 & 9 months - Children	436	632	69.0%	60.5%	60.6%	58.1%
% of FP17s for the same patient ID Re-attending between 3 & 9 months - Adults	2,070	3,149	65.7%	52.1%	52.0%	50.6%
% of FP17s for Band 1 Urgent Courses	181	3,185	5.7%	9.9%	9.6%	9.1%
% of FP17s Relating to Free Repair or Replacements	19	3,185	0.6%	0.6%	0.7%	0.8%
% of FP17s Relating to Continuations	85	3,185	2.7%	1.1%	1.0%	1.1%
% of Patients satisfied with the dentistry they have received	13	13	100.0%	92.2%	91.6%	91.4%
% of Patients satisfied with the time they had to wait for an appointment	13	13	100.0%	87.8%	87.9%	87.7%

* This is based on patients treated on this contract for their most recent course of treatment. Figures in italics indicate the base number of FP17s or Patient Questionnaire responses are less than 100. N/A is shown where the base number of responses is less than 10 during the period. % is calculated as Quantity/Base number*100

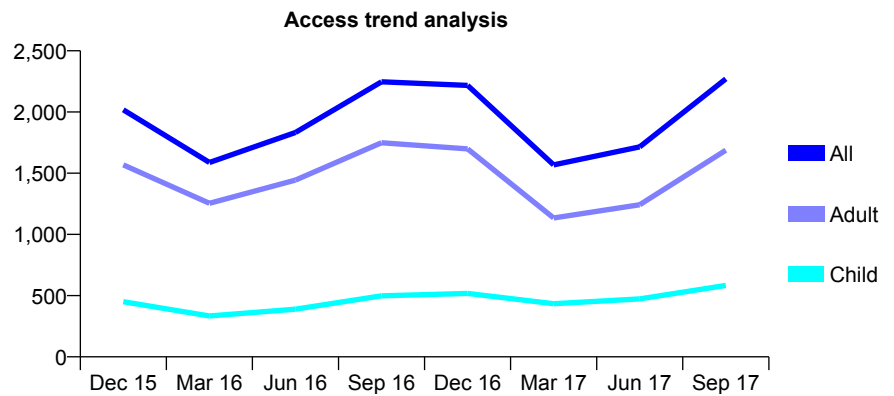
Q70 - Vital Signs At a Glance Contract Report for 129135/0002 - September 2017

Name or company name	Mr M Rzepski & Mrs A Grycz-Rzepaska
Contract type name	PDS Plus Contract
Purpose of contract	General
Contract start date	01/12/2010
Contract end date	30/11/2020

17/18 Contracted general activity (UDA)	6,000
Carry forward general activity (UDA)	32
17/18 Contracted orthodontic activity (UOA)	0
Carry forward orthodontic activity (UOA)	0
Baseline contract value	£101,020.30

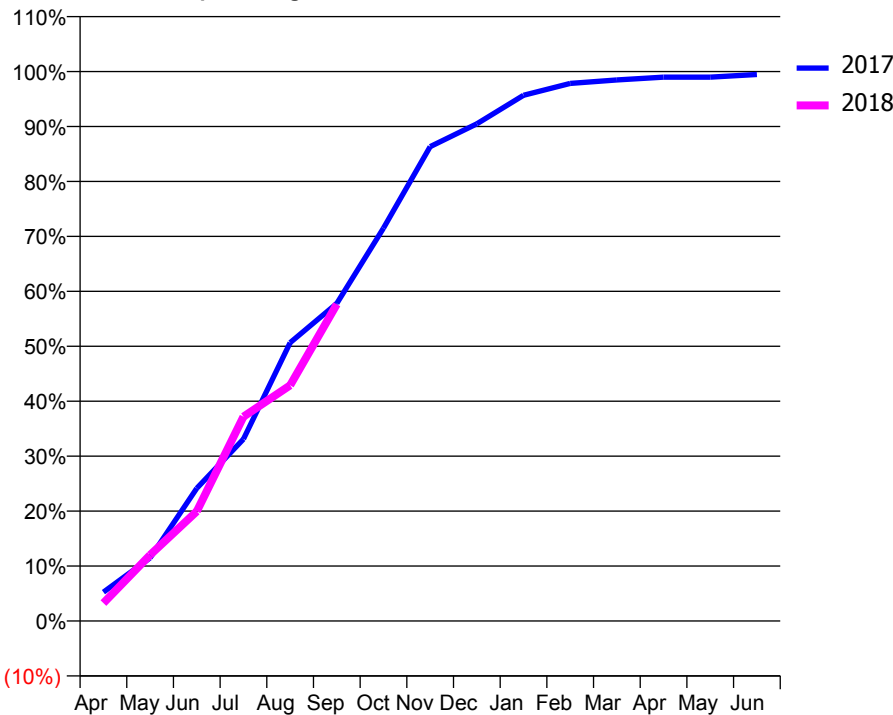
ACCESS*

Patients seen in 24 months	Total	Change since previous quarter
Quarter ending September 2016	2,247	
Quarter ending December 2016	2,217	↓
Quarter ending March 2017	1,568	↓
Quarter ending June 2017	1,715	↑
Quarter ending September 2017	2,271	↑
Variance since September 2016	1.1%	→



ACTIVITY

Cumulative percentage of contracted UDA delivered 2017 & 2018



Month	Adjusted Scheduled Activity (UDA)	
	2017	2018
April	315	195
May	689	721
June	1,450	1,198
July	1,987	2,231
August	3,039	2,574
September	3,468	3,458
October	4,290	
November	5,180	
December	5,429	
January	5,741	
February	5,870	
March	5,907	
April	5,938	
May	5,938	
June	5,968	

QUALITY

	Quantity	Base Number	Contract	AT	Region	England
% of FP17s for the same patient ID Re-attending within 3 months - Children	28	502	5.6%	10.1%	11.4%	11.9%
% of FP17s for the same patient ID Re-attending within 3 months - Adults	112	1,482	7.6%	14.7%	15.7%	15.9%
% of FP17s for the same patient ID Re-attending between 3 & 9 months - Children	187	502	37.3%	60.5%	60.6%	58.1%
% of FP17s for the same patient ID Re-attending between 3 & 9 months - Adults	447	1,482	30.2%	52.1%	52.0%	50.6%
% of FP17s for Band 1 Urgent Courses	131	1,944	6.7%	9.9%	9.6%	9.1%
% of FP17s Relating to Free Repair or Replacements	4	1,944	0.2%	0.6%	0.7%	0.8%
% of FP17s Relating to Continuations	52	1,944	2.7%	1.1%	1.0%	1.1%
% of Patients satisfied with the dentistry they have received	2	2	N/A	92.2%	91.6%	91.4%
% of Patients satisfied with the time they had to wait for an appointment	2	2	N/A	87.8%	87.9%	87.7%

* This is based on patients treated on this contract for their most recent course of treatment. Figures in italics indicate the base number of FP17s or Patient Questionnaire responses are less than 100. N/A is shown where the base number of responses is less than 10 during the period. % is calculated as Quantity/Base number*100

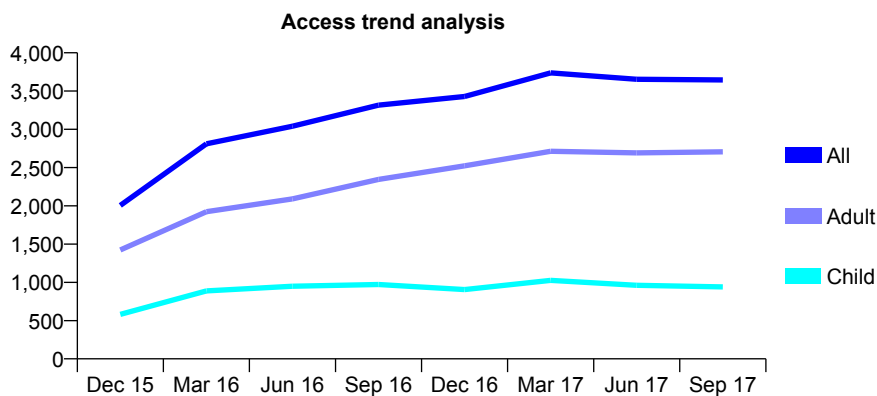
Q70 - Vital Signs At a Glance Contract Report for 129992/0008 - September 2017

Name or company name	Somerset Partnership NHS Foundation Tru
Contract type name	PDS Contract
Purpose of contract	General
Contract start date	01/04/2015
Contract end date	31/03/2020

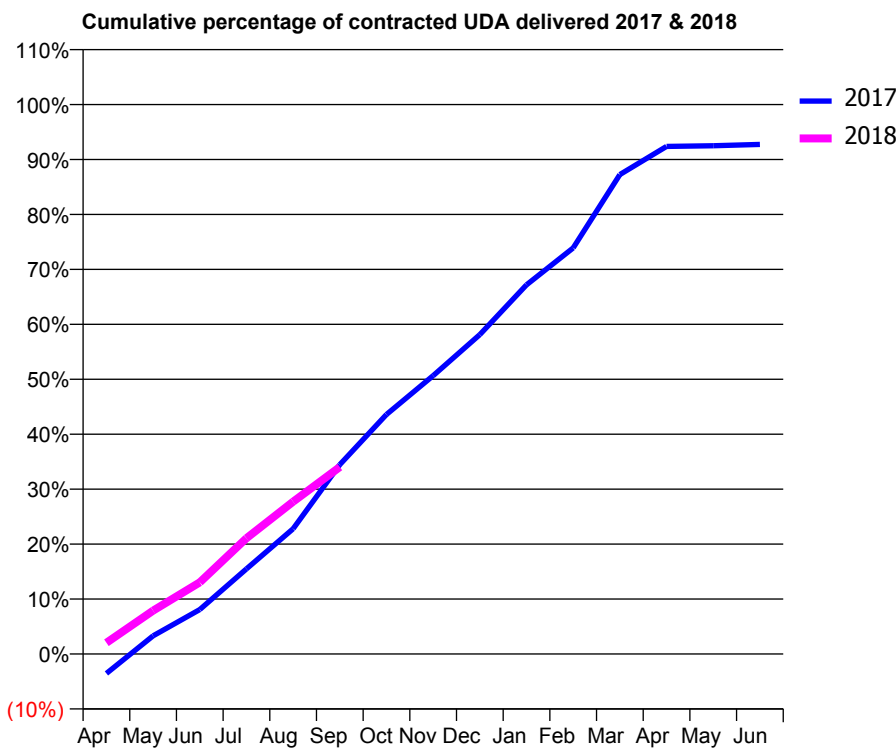
17/18 Contracted general activity (UDA)	9,333
Carry forward general activity (UDA)	0
17/18 Contracted orthodontic activity (UOA)	0
Carry forward orthodontic activity (UOA)	0
Baseline contract value	£1,182,860.93

ACCESS*

Patients seen in 24 months	Total	Change since previous quarter
Quarter ending September 2016	3,316	
Quarter ending December 2016	3,429	↑
Quarter ending March 2017	3,737	↑
Quarter ending June 2017	3,654	↓
Quarter ending September 2017	3,646	→
Variance since September 2016	10.0%	↑



ACTIVITY



Month	Adjusted Scheduled Activity (UDA)	
	2017	2018
April	-331	191
May	309	737
June	755	1,216
July	1,446	1,967
August	2,128	2,588
September	3,218	3,175
October	4,068	
November	4,728	
December	5,426	
January	6,270	
February	6,898	
March	8,142	
April	8,621	
May	8,633	
June	8,654	

QUALITY

	Quantity	Base Number	Contract	AT	Region	England
% of FP17s for the same patient ID Re-attending within 3 months - Children	38	535	7.1%	10.1%	11.4%	11.9%
% of FP17s for the same patient ID Re-attending within 3 months - Adults	197	1,555	12.7%	14.7%	15.7%	15.9%
% of FP17s for the same patient ID Re-attending between 3 & 9 months - Children	219	535	40.9%	60.5%	60.6%	58.1%
% of FP17s for the same patient ID Re-attending between 3 & 9 months - Adults	882	1,555	56.7%	52.1%	52.0%	50.6%
% of FP17s for Band 1 Urgent Courses	82	1,844	4.4%	9.9%	9.6%	9.1%
% of FP17s Relating to Free Repair or Replacements	8	1,844	0.4%	0.6%	0.7%	0.8%
% of FP17s Relating to Continuations	46	1,844	2.5%	1.1%	1.0%	1.1%
% of Patients satisfied with the dentistry they have received	3	3	N/A	92.2%	91.6%	91.4%
% of Patients satisfied with the time they had to wait for an appointment	1	3	N/A	87.8%	87.9%	87.7%

* This is based on patients treated on this contract for their most recent course of treatment. Figures in italics indicate the base number of FP17s or Patient Questionnaire responses are less than 100. N/A is shown where the base number of responses is less than 10 during the period. % is calculated as Quantity/Base number*100

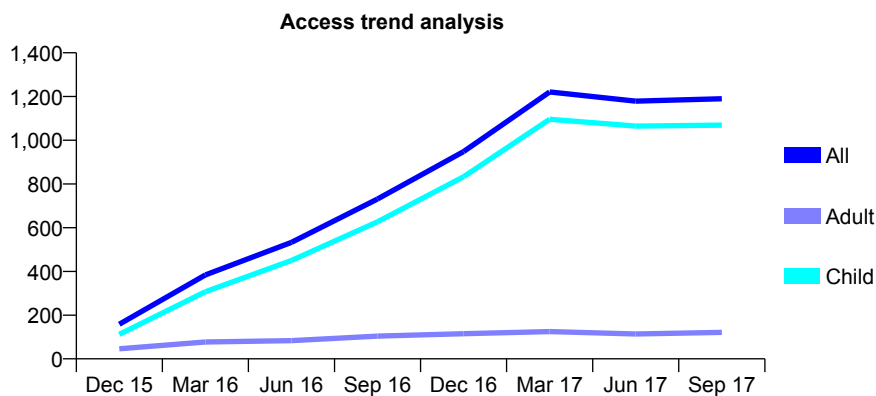
Q70 - Vital Signs At a Glance Contract Report for 129992/0009 - September 2017

Name or company name	Somerset Partnership NHS Foundation Tru
Contract type name	PDS Contract
Purpose of contract	General
Contract start date	01/04/2015
Contract end date	31/03/2020

17/18 Contracted general activity (UDA)	4,666
Carry forward general activity (UDA)	0
17/18 Contracted orthodontic activity (UOA)	0
Carry forward orthodontic activity (UOA)	0
Baseline contract value	£394,292.26

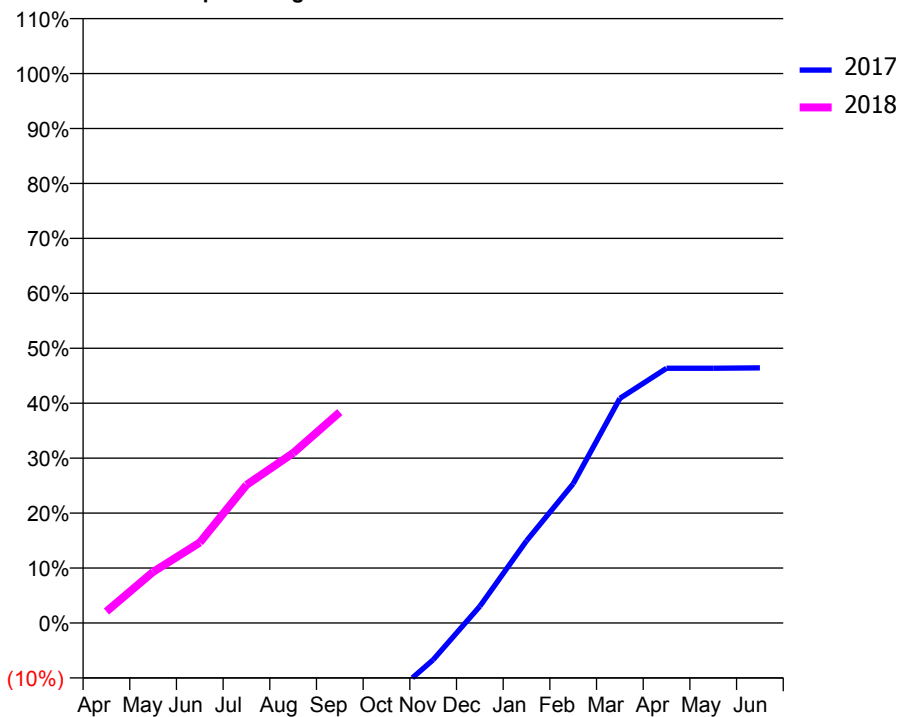
ACCESS*

Patients seen in 24 months	Total	Change since previous quarter
Quarter ending September 2016	731	
Quarter ending December 2016	948	↑
Quarter ending March 2017	1,221	↑
Quarter ending June 2017	1,179	↓
Quarter ending September 2017	1,190	→
Variance since September 2016	62.8%	↑



ACTIVITY

Cumulative percentage of contracted UDA delivered 2017 & 2018



Adjusted Scheduled Activity (UDA)

Month	2017	2018
April	-2,486	98
May	-2,273	434
June	-2,025	683
July	-1,776	1,173
August	-1,571	1,443
September	-1,104	1,791
October	-661	
November	-313	
December	142	
January	698	
February	1,182	
March	1,907	
April	2,163	
May	2,163	
June	2,166	

QUALITY

	Quantity	Base Number	Contract	AT	Region	England
% of FP17s for the same patient ID Re-attending within 3 months - Children	42	766	5.5%	10.1%	11.4%	11.9%
% of FP17s for the same patient ID Re-attending within 3 months - Adults	1	63	1.6%	14.7%	15.7%	15.9%
% of FP17s for the same patient ID Re-attending between 3 & 9 months - Children	56	766	7.3%	60.5%	60.6%	58.1%
% of FP17s for the same patient ID Re-attending between 3 & 9 months - Adults	6	63	9.5%	52.1%	52.0%	50.6%
% of FP17s for Band 1 Urgent Courses	10	718	1.4%	9.9%	9.6%	9.1%
% of FP17s Relating to Free Repair or Replacements	0	718	0.0%	0.6%	0.7%	0.8%
% of FP17s Relating to Continuations	4	718	0.6%	1.1%	1.0%	1.1%
% of Patients satisfied with the dentistry they have received	0	0	N/A	92.2%	91.6%	91.4%
% of Patients satisfied with the time they had to wait for an appointment	0	0	N/A	87.8%	87.9%	87.7%

* This is based on patients treated on this contract for their most recent course of treatment. Figures in italics indicate the base number of FP17s or Patient Questionnaire responses are less than 100. N/A is shown where the base number of responses is less than 10 during the period. % is calculated as Quantity/Base number*100

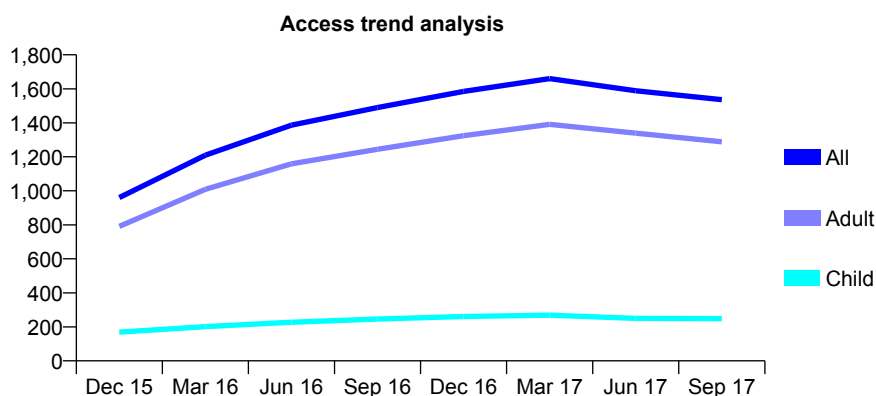
Q70 - Vital Signs At a Glance Contract Report for 129992/0010 - September 2017

Name or company name	Somerset Partnership NHS Foundation Tru
Contract type name	PDS Contract
Purpose of contract	General
Contract start date	01/04/2015
Contract end date	31/03/2020

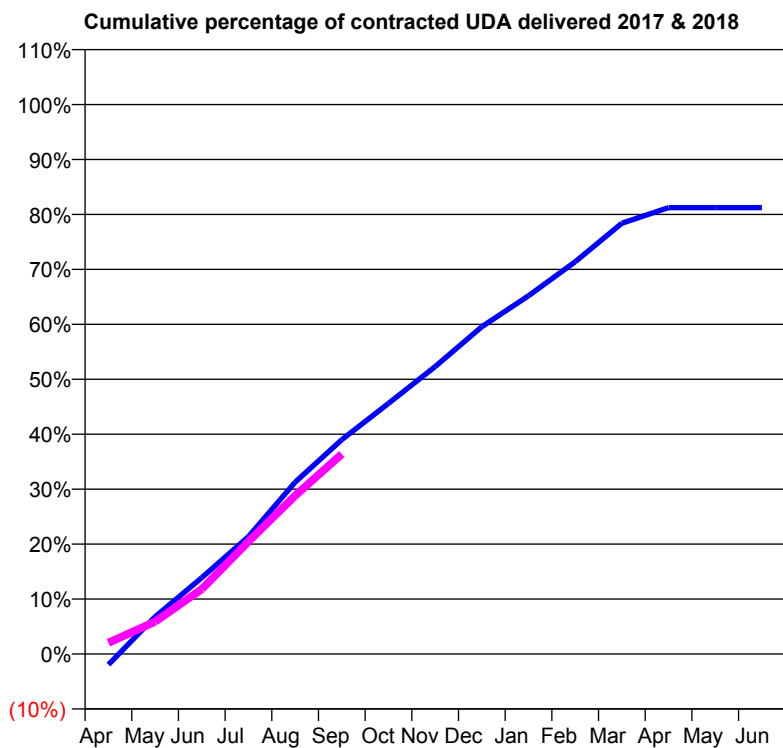
17/18 Contracted general activity (UDA)	4,666
Carry forward general activity (UDA)	0
17/18 Contracted orthodontic activity (UOA)	0
Carry forward orthodontic activity (UOA)	0
Baseline contract value	£566,845.60

ACCESS*

Patients seen in 24 months	Total	Change since previous quarter
Quarter ending September 2016	1,490	
Quarter ending December 2016	1,585	↑
Quarter ending March 2017	1,660	↑
Quarter ending June 2017	1,589	↓
Quarter ending September 2017	1,536	↓
Variance since September 2016	3.1%	↑



ACTIVITY



Month	Adjusted Scheduled Activity (UDA)	
	2017	2018
April	-91	96
May	316	275
June	648	551
July	997	955
August	1,459	1,345
September	1,820	1,698
October	2,128	
November	2,440	
December	2,779	
January	3,041	
February	3,331	
March	3,658	
April	3,790	
May	3,790	
June	3,790	

QUALITY

	Quantity	Base Number	Contract	AT	Region	England
% of FP17s for the same patient ID Re-attending within 3 months - Children	5	118	4.2%	10.1%	11.4%	11.9%
% of FP17s for the same patient ID Re-attending within 3 months - Adults	55	579	9.5%	14.7%	15.7%	15.9%
% of FP17s for the same patient ID Re-attending between 3 & 9 months - Children	27	118	22.9%	60.5%	60.6%	58.1%
% of FP17s for the same patient ID Re-attending between 3 & 9 months - Adults	137	579	23.7%	52.1%	52.0%	50.6%
% of FP17s for Band 1 Urgent Courses	50	648	7.7%	9.9%	9.6%	9.1%
% of FP17s Relating to Free Repair or Replacements	2	648	0.3%	0.6%	0.7%	0.8%
% of FP17s Relating to Continuations	7	648	1.1%	1.1%	1.0%	1.1%
% of Patients satisfied with the dentistry they have received	6	8	N/A	92.2%	91.6%	91.4%
% of Patients satisfied with the time they had to wait for an appointment	8	8	N/A	87.8%	87.9%	87.7%

* This is based on patients treated on this contract for their most recent course of treatment. Figures in italics indicate the base number of FP17s or Patient Questionnaire responses are less than 100. N/A is shown where the base number of responses is less than 10 during the period. % is calculated as Quantity/Base number*100

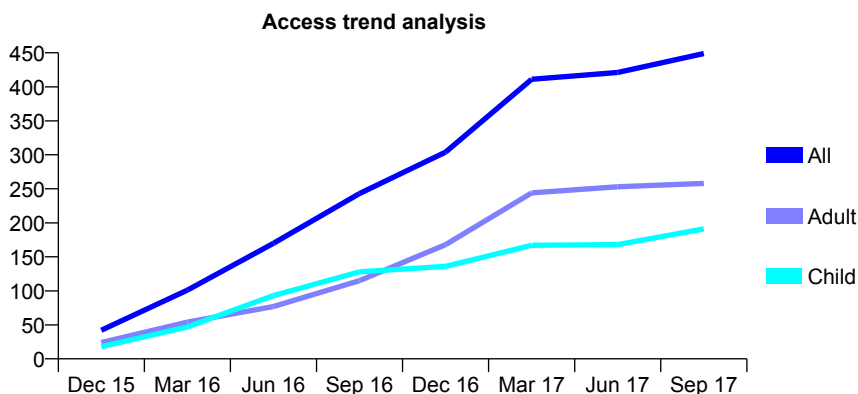
Q70 - Vital Signs At a Glance Contract Report for 129992/0011 - September 2017

Name or company name	Somerset Partnership NHS Foundation Tru
Contract type name	PDS Contract
Purpose of contract	General
Contract start date	01/04/2015
Contract end date	31/03/2020

17/18 Contracted general activity (UDA)	2,333
Carry forward general activity (UDA)	0
17/18 Contracted orthodontic activity (UOA)	0
Carry forward orthodontic activity (UOA)	0
Baseline contract value	£188,948.53

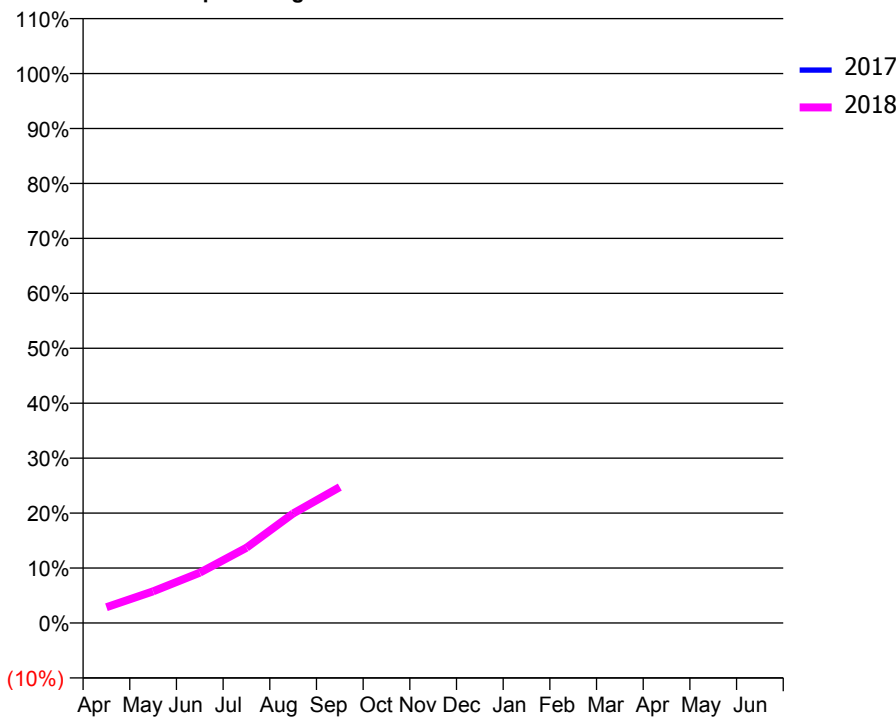
ACCESS*

Patients seen in 24 months	Total	Change since previous quarter
Quarter ending September 2016	243	
Quarter ending December 2016	304	↑
Quarter ending March 2017	411	↑
Quarter ending June 2017	421	↑
Quarter ending September 2017	449	↑
Variance since September 2016	84.8%	↑



ACTIVITY

Cumulative percentage of contracted UDA delivered 2017 & 2018



Adjusted Scheduled Activity (UDA)

Month	2017	2018
April	-1,666	67
May	-1,602	134
June	-1,483	214
July	-1,363	320
August	-1,211	465
September	-1,095	577
October	-1,005	
November	-901	
December	-776	
January	-673	
February	-507	
March	-345	
April	-258	
May	-258	
June	-258	

QUALITY

	Quantity	Base Number	Contract	AT	Region	England
% of FP17s for the same patient ID Re-attending within 3 months - Children	1	130	0.8%	10.1%	11.4%	11.9%
% of FP17s for the same patient ID Re-attending within 3 months - Adults	1	119	0.8%	14.7%	15.7%	15.9%
% of FP17s for the same patient ID Re-attending between 3 & 9 months - Children	2	130	1.5%	60.5%	60.6%	58.1%
% of FP17s for the same patient ID Re-attending between 3 & 9 months - Adults	1	119	0.8%	52.1%	52.0%	50.6%
% of FP17s for Band 1 Urgent Courses	7	221	3.2%	9.9%	9.6%	9.1%
% of FP17s Relating to Free Repair or Replacements	0	221	0.0%	0.6%	0.7%	0.8%
% of FP17s Relating to Continuations	0	221	0.0%	1.1%	1.0%	1.1%
% of Patients satisfied with the dentistry they have received	1	1	N/A	92.2%	91.6%	91.4%
% of Patients satisfied with the time they had to wait for an appointment	1	1	N/A	87.8%	87.9%	87.7%

* This is based on patients treated on this contract for their most recent course of treatment. Figures in italics indicate the base number of FP17s or Patient Questionnaire responses are less than 100. N/A is shown where the base number of responses is less than 10 during the period. % is calculated as Quantity/Base number*100

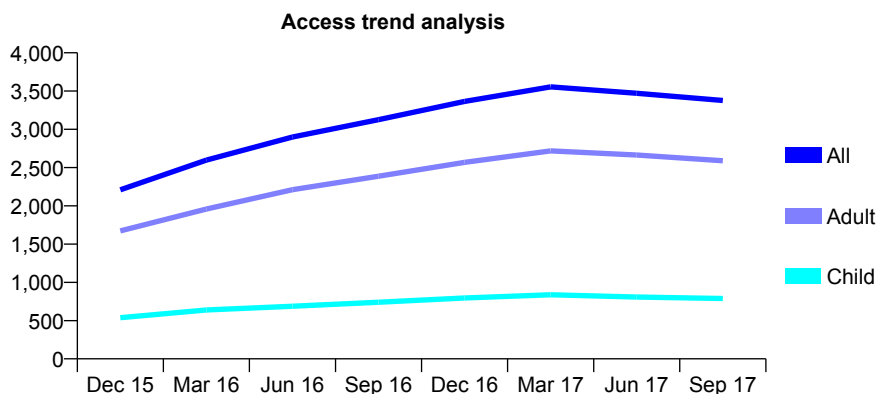
Q70 - Vital Signs At a Glance Contract Report for 129992/0012 - September 2017

Name or company name	Somerset Partnership NHS Foundation Tru
Contract type name	PDS Contract
Purpose of contract	General
Contract start date	01/04/2015
Contract end date	31/03/2020

17/18 Contracted general activity (UDA)	10,500
Carry forward general activity (UDA)	0
17/18 Contracted orthodontic activity (UOA)	0
Carry forward orthodontic activity (UOA)	0
Baseline contract value	£267,350.95

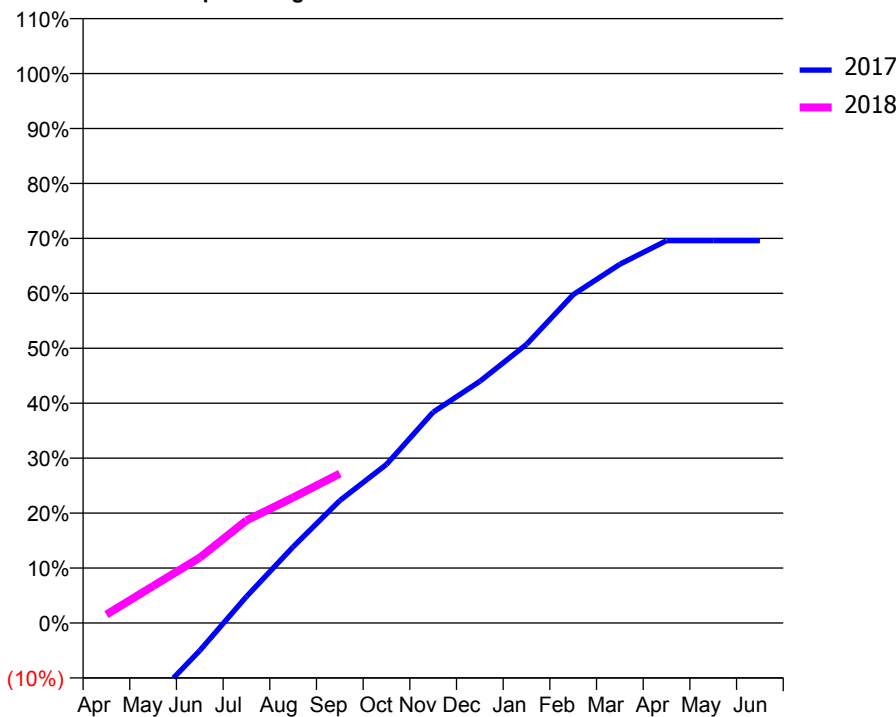
ACCESS*

Patients seen in 24 months	Total	Change since previous quarter
Quarter ending September 2016	3,126	
Quarter ending December 2016	3,365	↑
Quarter ending March 2017	3,555	↑
Quarter ending June 2017	3,471	↓
Quarter ending September 2017	3,377	↓
Variance since September 2016	8.0%	↑



ACTIVITY

Cumulative percentage of contracted UDA delivered 2017 & 2018



Month	Adjusted Scheduled Activity (UDA)	
	2017	2018
April	-2,203	163
May	-1,461	707
June	-530	1,250
July	506	1,962
August	1,456	2,400
September	2,339	2,855
October	3,030	
November	4,030	
December	4,617	
January	5,324	
February	6,275	
March	6,856	
April	7,306	
May	7,307	
June	7,307	

QUALITY

	Quantity	Base Number	Contract	AT	Region	England
% of FP17s for the same patient ID Re-attending within 3 months - Children	18	314	5.7%	10.1%	11.4%	11.9%
% of FP17s for the same patient ID Re-attending within 3 months - Adults	134	1,123	11.9%	14.7%	15.7%	15.9%
% of FP17s for the same patient ID Re-attending between 3 & 9 months - Children	124	314	39.5%	60.5%	60.6%	58.1%
% of FP17s for the same patient ID Re-attending between 3 & 9 months - Adults	503	1,123	44.8%	52.1%	52.0%	50.6%
% of FP17s for Band 1 Urgent Courses	190	1,280	14.8%	9.9%	9.6%	9.1%
% of FP17s Relating to Free Repair or Replacements	4	1,280	0.3%	0.6%	0.7%	0.8%
% of FP17s Relating to Continuations	14	1,280	1.1%	1.1%	1.0%	1.1%
% of Patients satisfied with the dentistry they have received	26	28	92.9%	92.2%	91.6%	91.4%
% of Patients satisfied with the time they had to wait for an appointment	24	28	85.7%	87.8%	87.9%	87.7%

* This is based on patients treated on this contract for their most recent course of treatment. Figures in italics indicate the base number of FP17s or Patient Questionnaire responses are less than 100. N/A is shown where the base number of responses is less than 10 during the period. % is calculated as Quantity/Base number*100

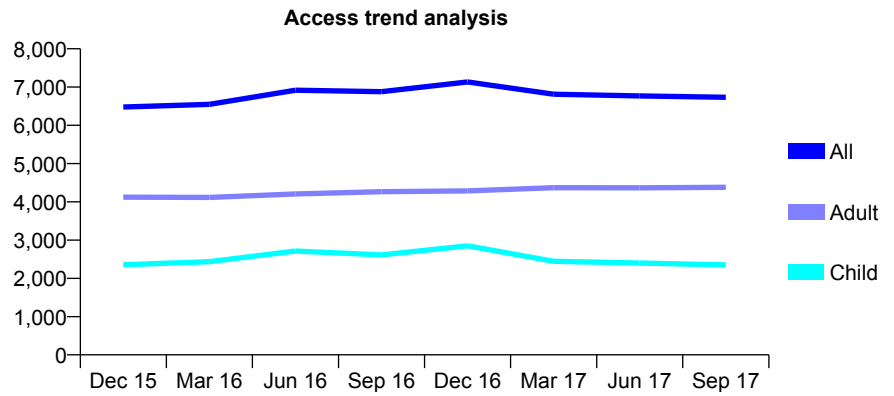
Q70 - Vital Signs At a Glance Contract Report for 130400/0001 - September 2017

Name or company name	M & A Dentmet Ltd
Contract type name	GDS Contract
Purpose of contract	General
Contract start date	01/09/2009
Contract end date	

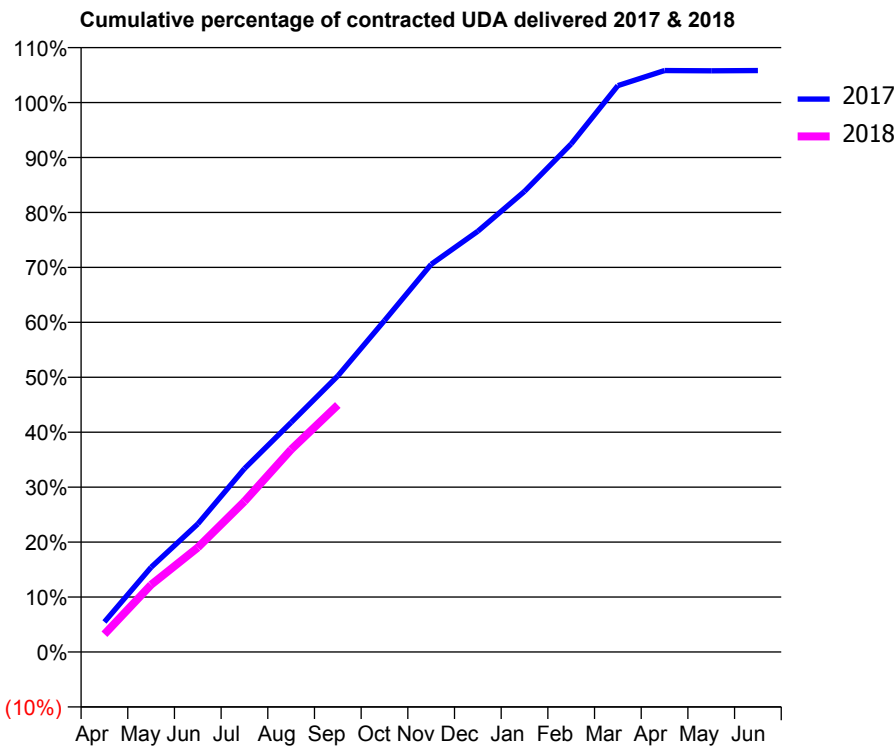
17/18 Contracted general activity (UDA)	13,601
Carry forward general activity (UDA)	0
17/18 Contracted orthodontic activity (UOA)	0
Carry forward orthodontic activity (UOA)	0
Baseline contract value	£349,173.45

ACCESS*

Patients seen in 24 months	Total	Change since previous quarter
Quarter ending September 2016	6,878	
Quarter ending December 2016	7,134	↑
Quarter ending March 2017	6,814	↓
Quarter ending June 2017	6,767	→
Quarter ending September 2017	6,733	→
Variance since September 2016	(2.1%)	↓



ACTIVITY



Month	Adjusted Scheduled Activity (UDA)	
	2017	2018
April	744	442
May	2,097	1,665
June	3,171	2,585
July	4,539	3,726
August	5,683	5,013
September	6,833	6,115
October	8,203	
November	9,595	
December	10,416	
January	11,400	
February	12,576	
March	14,020	
April	14,391	
May	14,386	
June	14,391	

QUALITY

	Quantity	Base Number	Contract	AT	Region	England
% of FP17s for the same patient ID Re-attending within 3 months - Children	46	1,173	3.9%	10.1%	11.4%	11.9%
% of FP17s for the same patient ID Re-attending within 3 months - Adults	235	2,674	8.8%	14.7%	15.7%	15.9%
% of FP17s for the same patient ID Re-attending between 3 & 9 months - Children	678	1,173	57.8%	60.5%	60.6%	58.1%
% of FP17s for the same patient ID Re-attending between 3 & 9 months - Adults	1,497	2,674	56.0%	52.1%	52.0%	50.6%
% of FP17s for Band 1 Urgent Courses	241	3,635	6.6%	9.9%	9.6%	9.1%
% of FP17s Relating to Free Repair or Replacements	6	3,635	0.2%	0.6%	0.7%	0.8%
% of FP17s Relating to Continuations	0	3,635	0.0%	1.1%	1.0%	1.1%
% of Patients satisfied with the dentistry they have received	9	10	90.0%	92.2%	91.6%	91.4%
% of Patients satisfied with the time they had to wait for an appointment	9	10	90.0%	87.8%	87.9%	87.7%

* This is based on patients treated on this contract for their most recent course of treatment. Figures in italics indicate the base number of FP17s or Patient Questionnaire responses are less than 100. N/A is shown where the base number of responses is less than 10 during the period. % is calculated as Quantity/Base number*100

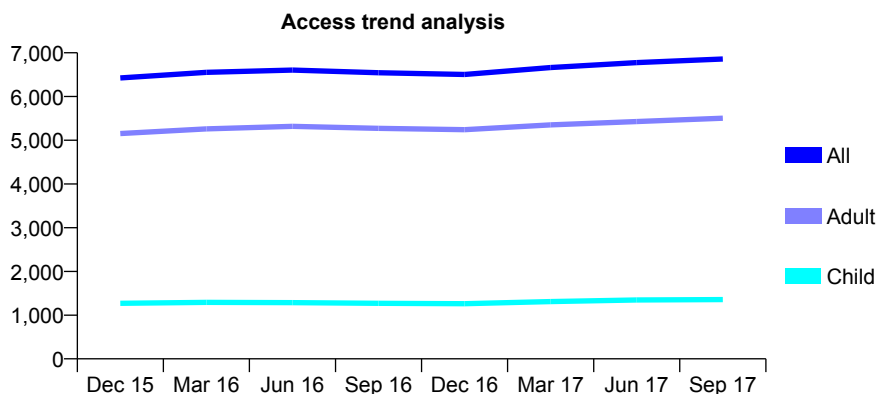
Q70 - Vital Signs At a Glance Contract Report for 130931/0001 - September 2017

Name or company name	Palmerston Precinct Practice Limited
Contract type name	GDS Contract
Purpose of contract	General
Contract start date	01/04/2008
Contract end date	

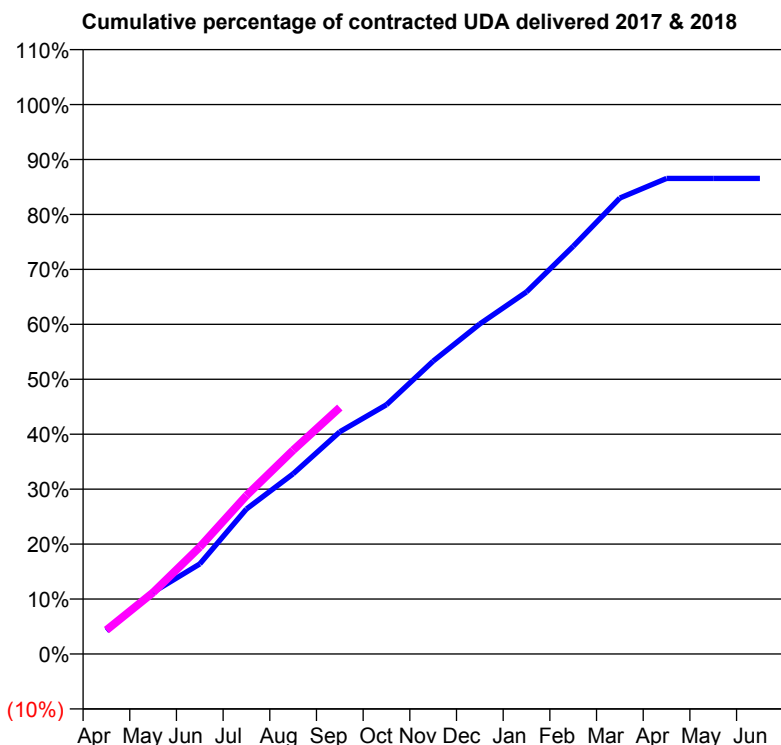
17/18 Contracted general activity (UDA)	20,100
Carry forward general activity (UDA)	0
17/18 Contracted orthodontic activity (UOA)	0
Carry forward orthodontic activity (UOA)	0
Baseline contract value	£481,642.22

ACCESS*

Patients seen in 24 months	Total	Change since previous quarter
Quarter ending September 2016	6,543	
Quarter ending December 2016	6,503	→
Quarter ending March 2017	6,662	↑
Quarter ending June 2017	6,777	→
Quarter ending September 2017	6,859	→
Variance since September 2016	4.8%	↑



ACTIVITY



Month	Adjusted Scheduled Activity (UDA)	
	2017	2018
April	974	877
May	2,587	2,252
June	3,770	3,912
July	6,072	5,798
August	7,544	7,457
September	9,299	9,015
October	10,437	
November	12,259	
December	13,816	
January	15,155	
February	17,063	
March	19,088	
April	19,908	
May	19,908	
June	19,905	

QUALITY

	Quantity	Base Number	Contract	AT	Region	England
% of FP17s for the same patient ID Re-attending within 3 months - Children	38	980	3.9%	10.1%	11.4%	11.9%
% of FP17s for the same patient ID Re-attending within 3 months - Adults	351	3,605	9.7%	14.7%	15.7%	15.9%
% of FP17s for the same patient ID Re-attending between 3 & 9 months - Children	546	980	55.7%	60.5%	60.6%	58.1%
% of FP17s for the same patient ID Re-attending between 3 & 9 months - Adults	1,809	3,605	50.2%	52.1%	52.0%	50.6%
% of FP17s for Band 1 Urgent Courses	158	4,271	3.7%	9.9%	9.6%	9.1%
% of FP17s Relating to Free Repair or Replacements	22	4,271	0.5%	0.6%	0.7%	0.8%
% of FP17s Relating to Continuations	68	4,271	1.6%	1.1%	1.0%	1.1%
% of Patients satisfied with the dentistry they have received	10	10	100.0%	92.2%	91.6%	91.4%
% of Patients satisfied with the time they had to wait for an appointment	7	10	70.0%	87.8%	87.9%	87.7%

* This is based on patients treated on this contract for their most recent course of treatment. Figures in italics indicate the base number of FP17s or Patient Questionnaire responses are less than 100. N/A is shown where the base number of responses is less than 10 during the period. % is calculated as Quantity/Base number*100

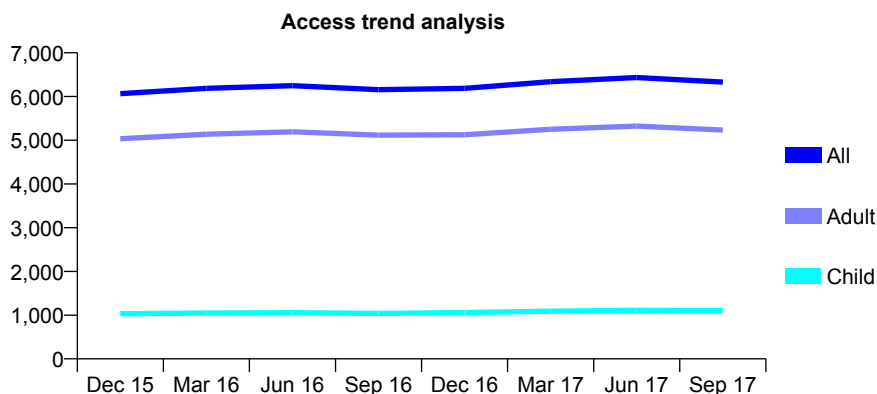
Q70 - Vital Signs At a Glance Contract Report for 131024/0001 - September 2017

Name or company name	Dr NF Portelli & Dr RO Smallwood
Contract type name	GDS Contract
Purpose of contract	General
Contract start date	01/12/2012
Contract end date	

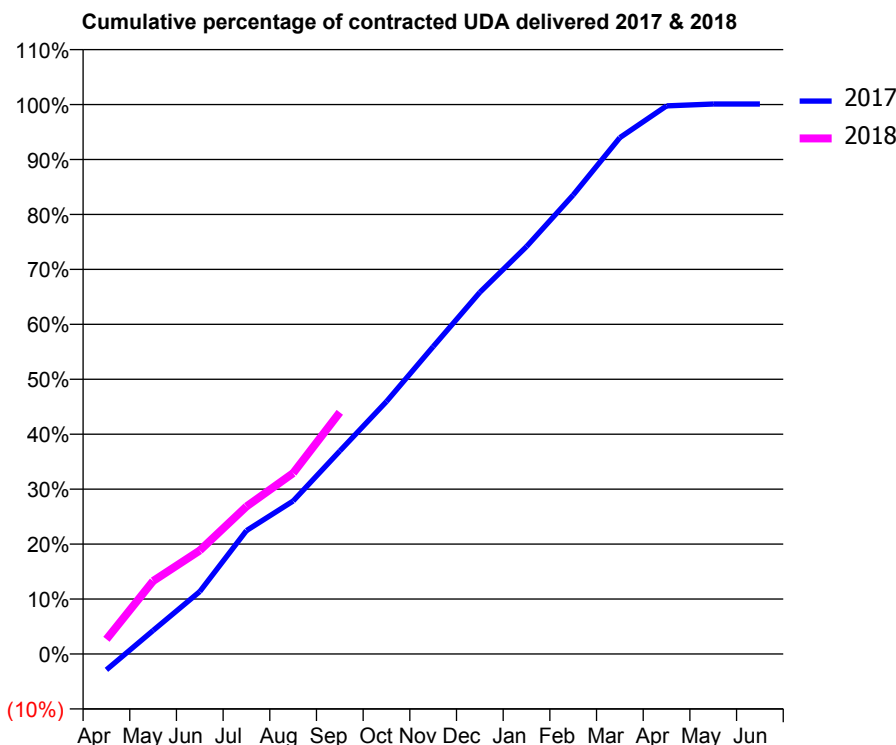
17/18 Contracted general activity (UDA)	16,665
Carry forward general activity (UDA)	0
17/18 Contracted orthodontic activity (UOA)	0
Carry forward orthodontic activity (UOA)	0
Baseline contract value	£349,976.08

ACCESS*

Patients seen in 24 months	Total	Change since previous quarter
Quarter ending September 2016	6,156	
Quarter ending December 2016	6,186	→
Quarter ending March 2017	6,340	↑
Quarter ending June 2017	6,433	→
Quarter ending September 2017	6,331	↓
Variance since September 2016	2.8%	↑



ACTIVITY



Month	Adjusted Scheduled Activity (UDA)	
	2017	2018
April	-482	449
May	712	2,213
June	1,894	3,139
July	3,743	4,474
August	4,641	5,486
September	6,156	7,328
October	7,656	
November	9,325	
December	10,969	
January	12,356	
February	13,923	
March	15,662	
April	16,622	
May	16,680	
June	16,680	

QUALITY

	Quantity	Base Number	Contract	AT	Region	England
% of FP17s for the same patient ID Re-attending within 3 months - Children	75	808	9.3%	10.1%	11.4%	11.9%
% of FP17s for the same patient ID Re-attending within 3 months - Adults	557	3,959	14.1%	14.7%	15.7%	15.9%
% of FP17s for the same patient ID Re-attending between 3 & 9 months - Children	520	808	64.4%	60.5%	60.6%	58.1%
% of FP17s for the same patient ID Re-attending between 3 & 9 months - Adults	2,496	3,959	63.0%	52.1%	52.0%	50.6%
% of FP17s for Band 1 Urgent Courses	228	4,260	5.4%	9.9%	9.6%	9.1%
% of FP17s Relating to Free Repair or Replacements	39	4,260	0.9%	0.6%	0.7%	0.8%
% of FP17s Relating to Continuations	48	4,260	1.1%	1.1%	1.0%	1.1%
% of Patients satisfied with the dentistry they have received	14	14	100.0%	92.2%	91.6%	91.4%
% of Patients satisfied with the time they had to wait for an appointment	14	14	100.0%	87.8%	87.9%	87.7%

* This is based on patients treated on this contract for their most recent course of treatment. Figures in italics indicate the base number of FP17s or Patient Questionnaire responses are less than 100. N/A is shown where the base number of responses is less than 10 during the period. % is calculated as Quantity/Base number*100

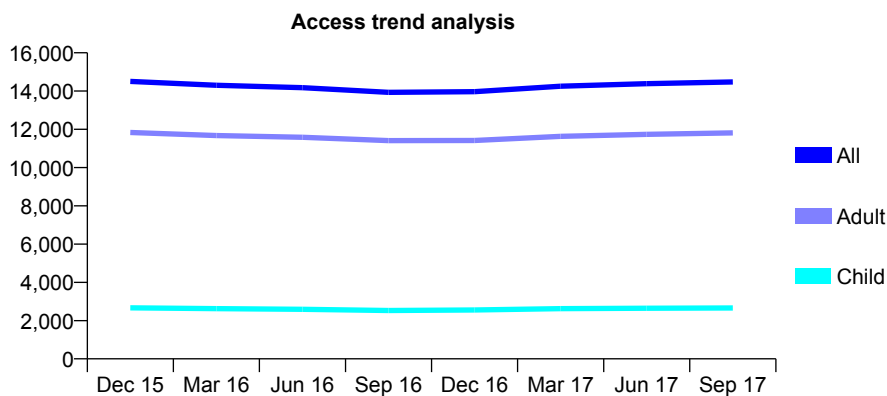
Q70 - Vital Signs At a Glance Contract Report for 132063/0001 - September 2017

Name or company name	Wellum House Dental Practice
Contract type name	GDS Contract
Purpose of contract	General
Contract start date	01/04/2011
Contract end date	

17/18 Contracted general activity (UDA)	38,250
Carry forward general activity (UDA)	1,125
17/18 Contracted orthodontic activity (UOA)	0
Carry forward orthodontic activity (UOA)	0
Baseline contract value	£1,128,753.17

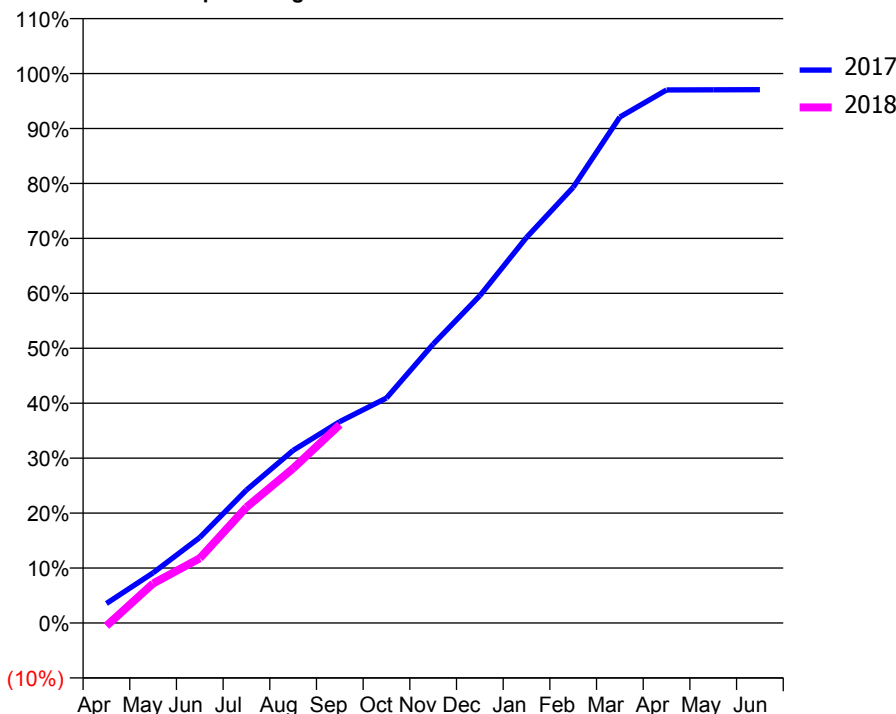
ACCESS*

Patients seen in 24 months	Total	Change since previous quarter
Quarter ending September 2016	13,933	
Quarter ending December 2016	13,965	→
Quarter ending March 2017	14,256	↑
Quarter ending June 2017	14,385	→
Quarter ending September 2017	14,477	→
Variance since September 2016	3.9%	↑



ACTIVITY

Cumulative percentage of contracted UDA delivered 2017 & 2018



Month	Adjusted Scheduled Activity (UDA)	
	2017	2018
April	1,359	-210
May	3,494	2,749
June	5,954	4,506
July	9,257	8,065
August	12,011	10,760
September	14,018	13,805
October	15,667	
November	19,414	
December	22,785	
January	26,836	
February	30,333	
March	35,224	
April	37,107	
May	37,118	
June	37,125	

QUALITY

	Quantity	Base Number	Contract	AT	Region	England
% of FP17s for the same patient ID Re-attending within 3 months - Children	123	2,105	5.8%	10.1%	11.4%	11.9%
% of FP17s for the same patient ID Re-attending within 3 months - Adults	797	7,051	11.3%	14.7%	15.7%	15.9%
% of FP17s for the same patient ID Re-attending between 3 & 9 months - Children	1,266	2,105	60.1%	60.5%	60.6%	58.1%
% of FP17s for the same patient ID Re-attending between 3 & 9 months - Adults	4,051	7,051	57.5%	52.1%	52.0%	50.6%
% of FP17s for Band 1 Urgent Courses	621	8,337	7.4%	9.9%	9.6%	9.1%
% of FP17s Relating to Free Repair or Replacements	60	8,337	0.7%	0.6%	0.7%	0.8%
% of FP17s Relating to Continuations	44	8,337	0.5%	1.1%	1.0%	1.1%
% of Patients satisfied with the dentistry they have received	11	13	84.6%	92.2%	91.6%	91.4%
% of Patients satisfied with the time they had to wait for an appointment	10	13	76.9%	87.8%	87.9%	87.7%

* This is based on patients treated on this contract for their most recent course of treatment. Figures in italics indicate the base number of FP17s or Patient Questionnaire responses are less than 100. N/A is shown where the base number of responses is less than 10 during the period. % is calculated as Quantity/Base number*100

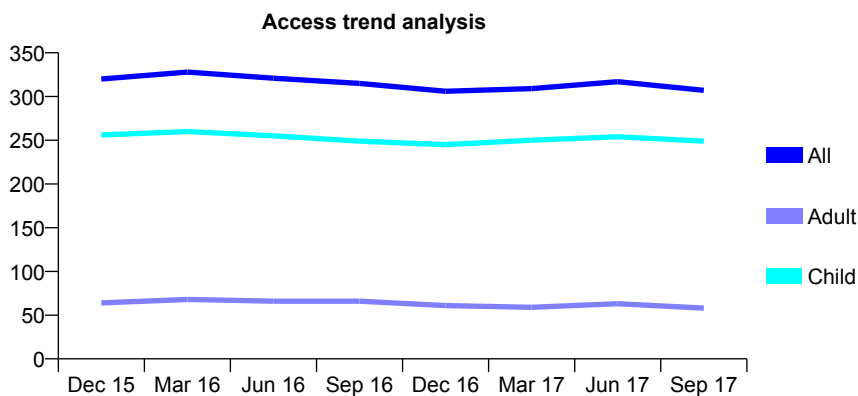
Q70 - Vital Signs At a Glance Contract Report for 133183/0001 - September 2017

Name or company name	Heath Dental Suite
Contract type name	GDS Contract
Purpose of contract	General
Contract start date	01/09/2012
Contract end date	

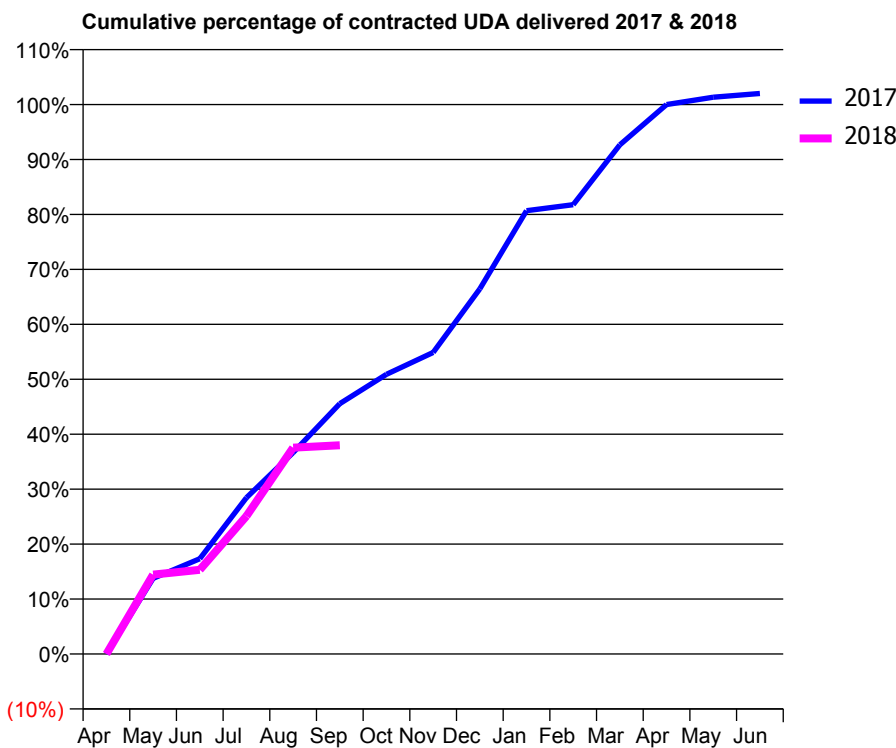
17/18 Contracted general activity (UDA)	450
Carry forward general activity (UDA)	0
17/18 Contracted orthodontic activity (UOA)	0
Carry forward orthodontic activity (UOA)	0
Baseline contract value	£11,138.95

ACCESS*

Patients seen in 24 months	Total	Change since previous quarter
Quarter ending September 2016	315	
Quarter ending December 2016	306	↓
Quarter ending March 2017	309	→
Quarter ending June 2017	317	↑
Quarter ending September 2017	307	↓
Variance since September 2016	(2.5%)	↓



ACTIVITY



Month	Adjusted Scheduled Activity (UDA)	
	2017	2018
April	0	0
May	62	65
June	78	69
July	128	113
August	165	169
September	205	171
October	229	
November	247	
December	299	
January	363	
February	368	
March	417	
April	450	
May	456	
June	459	

QUALITY

	Quantity	Base Number	Contract	AT	Region	England
% of FP17s for the same patient ID Re-attending within 3 months - Children	0	147	0.0%	10.1%	11.4%	11.9%
% of FP17s for the same patient ID Re-attending within 3 months - Adults	0	17	0.0%	14.7%	15.7%	15.9%
% of FP17s for the same patient ID Re-attending between 3 & 9 months - Children	86	147	58.5%	60.5%	60.6%	58.1%
% of FP17s for the same patient ID Re-attending between 3 & 9 months - Adults	12	17	70.6%	52.1%	52.0%	50.6%
% of FP17s for Band 1 Urgent Courses	0	128	0.0%	9.9%	9.6%	9.1%
% of FP17s Relating to Free Repair or Replacements	0	128	0.0%	0.6%	0.7%	0.8%
% of FP17s Relating to Continuations	0	128	0.0%	1.1%	1.0%	1.1%
% of Patients satisfied with the dentistry they have received	0	0	N/A	92.2%	91.6%	91.4%
% of Patients satisfied with the time they had to wait for an appointment	0	0	N/A	87.8%	87.9%	87.7%

* This is based on patients treated on this contract for their most recent course of treatment. Figures in italics indicate the base number of FP17s or Patient Questionnaire responses are less than 100. N/A is shown where the base number of responses is less than 10 during the period. % is calculated as Quantity/Base number*100

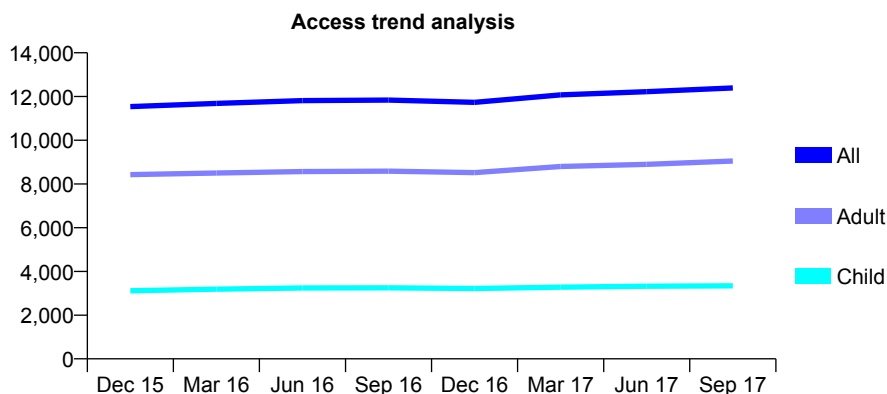
Q70 - Vital Signs At a Glance Contract Report for 133302/0001 - September 2017

Name or company name	Fleet Dental Centre limited
Contract type name	GDS Contract
Purpose of contract	General
Contract start date	01/04/2013
Contract end date	

17/18 Contracted general activity (UDA)	25,346
Carry forward general activity (UDA)	0
17/18 Contracted orthodontic activity (UOA)	0
Carry forward orthodontic activity (UOA)	0
Baseline contract value	£615,854.82

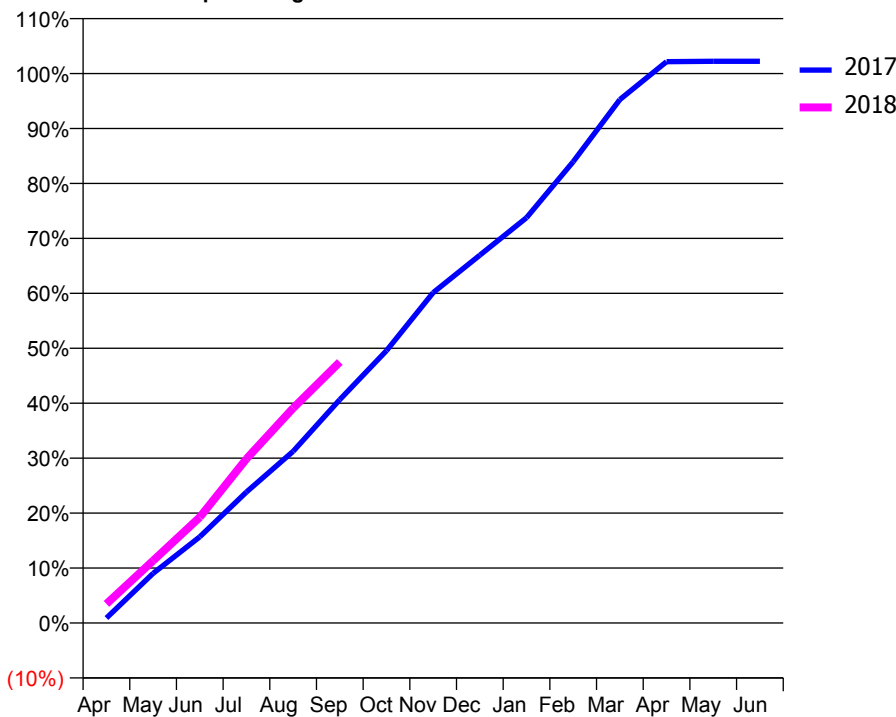
ACCESS*

Patients seen in 24 months	Total	Change since previous quarter
Quarter ending September 2016	11,837	
Quarter ending December 2016	11,734	→
Quarter ending March 2017	12,077	↑
Quarter ending June 2017	12,222	→
Quarter ending September 2017	12,392	→
Variance since September 2016	4.7%	↑



ACTIVITY

Cumulative percentage of contracted UDA delivered 2017 & 2018



Adjusted Scheduled Activity (UDA)

Month	2017	2018
April	229	881
May	2,288	2,876
June	3,979	4,883
July	6,043	7,576
August	7,919	9,914
September	10,306	12,041
October	12,565	
November	15,238	
December	16,968	
January	18,692	
February	21,280	
March	24,143	
April	25,892	
May	25,910	
June	25,910	

QUALITY

	Quantity	Base Number	Contract	AT	Region	England
% of FP17s for the same patient ID Re-attending within 3 months - Children	172	2,670	6.4%	10.1%	11.4%	11.9%
% of FP17s for the same patient ID Re-attending within 3 months - Adults	783	6,544	12.0%	14.7%	15.7%	15.9%
% of FP17s for the same patient ID Re-attending between 3 & 9 months - Children	1,666	2,670	62.4%	60.5%	60.6%	58.1%
% of FP17s for the same patient ID Re-attending between 3 & 9 months - Adults	3,593	6,544	54.9%	52.1%	52.0%	50.6%
% of FP17s for Band 1 Urgent Courses	327	7,502	4.4%	9.9%	9.6%	9.1%
% of FP17s Relating to Free Repair or Replacements	23	7,502	0.3%	0.6%	0.7%	0.8%
% of FP17s Relating to Continuations	29	7,502	0.4%	1.1%	1.0%	1.1%
% of Patients satisfied with the dentistry they have received	48	51	94.1%	92.2%	91.6%	91.4%
% of Patients satisfied with the time they had to wait for an appointment	51	51	100.0%	87.8%	87.9%	87.7%

* This is based on patients treated on this contract for their most recent course of treatment. Figures in italics indicate the base number of FP17s or Patient Questionnaire responses are less than 100. N/A is shown where the base number of responses is less than 10 during the period. % is calculated as Quantity/Base number*100

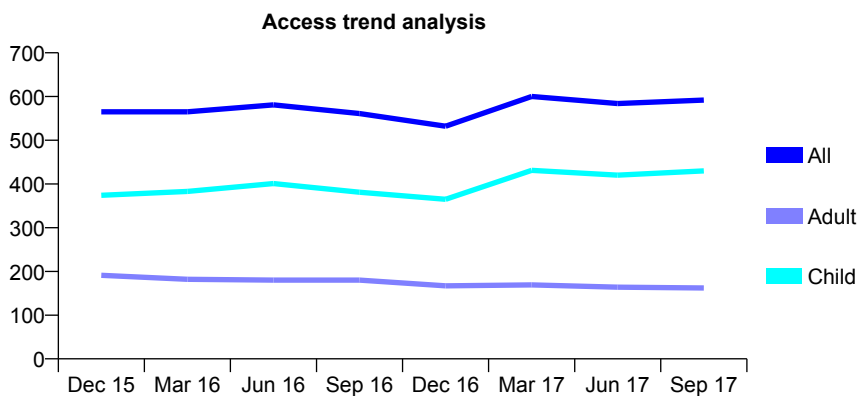
Q70 - Vital Signs At a Glance Contract Report for 134074/0001 - September 2017

Name or company name	Dr Pawel Kiersz and Dr Ewelina Kiersz
Contract type name	GDS Contract
Purpose of contract	General
Contract start date	30/04/2010
Contract end date	

17/18 Contracted general activity (UDA)	1,389
Carry forward general activity (UDA)	0
17/18 Contracted orthodontic activity (UOA)	0
Carry forward orthodontic activity (UOA)	0
Baseline contract value	£29,190.14

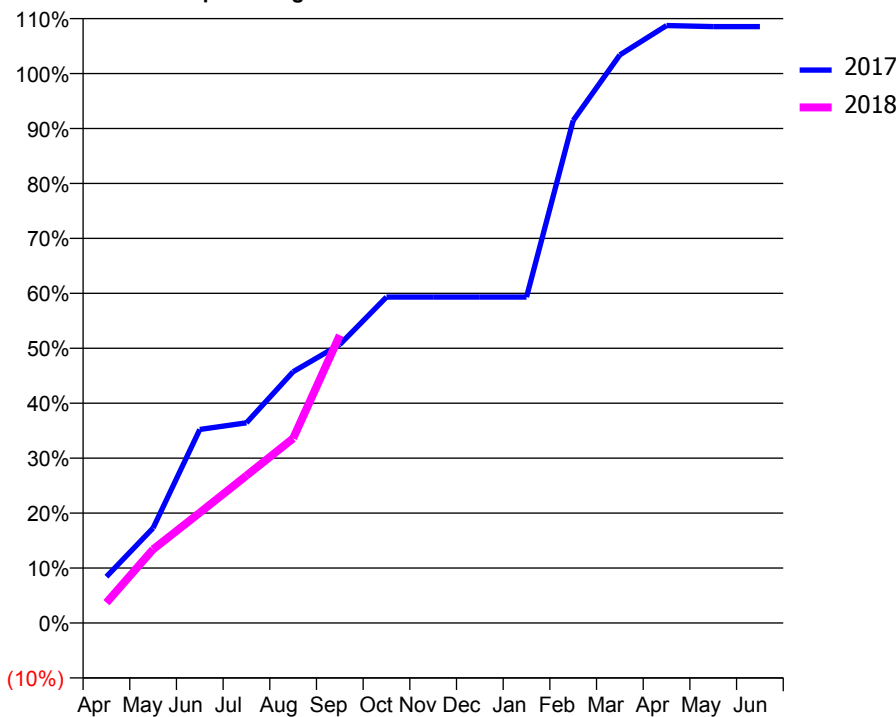
ACCESS*

Patients seen in 24 months	Total	Change since previous quarter
Quarter ending September 2016	561	
Quarter ending December 2016	532	↓
Quarter ending March 2017	600	↑
Quarter ending June 2017	584	↓
Quarter ending September 2017	592	→
Variance since September 2016	5.5%	↑



ACTIVITY

Cumulative percentage of contracted UDA delivered 2017 & 2018



Adjusted Scheduled Activity (UDA)

Month	2017	2018
April	117	51
May	240	186
June	489	279
July	506	373
August	635	467
September	704	727
October	824	
November	824	
December	824	
January	824	
February	1,270	
March	1,436	
April	1,510	
May	1,507	
June	1,507	

QUALITY

	Quantity	Base Number	Contract	AT	Region	England
% of FP17s for the same patient ID Re-attending within 3 months - Children	32	363	8.8%	10.1%	11.4%	11.9%
% of FP17s for the same patient ID Re-attending within 3 months - Adults	19	100	19.0%	14.7%	15.7%	15.9%
% of FP17s for the same patient ID Re-attending between 3 & 9 months - Children	216	363	59.5%	60.5%	60.6%	58.1%
% of FP17s for the same patient ID Re-attending between 3 & 9 months - Adults	53	100	53.0%	52.1%	52.0%	50.6%
% of FP17s for Band 1 Urgent Courses	17	428	4.0%	9.9%	9.6%	9.1%
% of FP17s Relating to Free Repair or Replacements	0	428	0.0%	0.6%	0.7%	0.8%
% of FP17s Relating to Continuations	3	428	0.7%	1.1%	1.0%	1.1%
% of Patients satisfied with the dentistry they have received	1	1	N/A	92.2%	91.6%	91.4%
% of Patients satisfied with the time they had to wait for an appointment	1	1	N/A	87.8%	87.9%	87.7%

* This is based on patients treated on this contract for their most recent course of treatment. Figures in italics indicate the base number of FP17s or Patient Questionnaire responses are less than 100. N/A is shown where the base number of responses is less than 10 during the period. % is calculated as Quantity/Base number*100

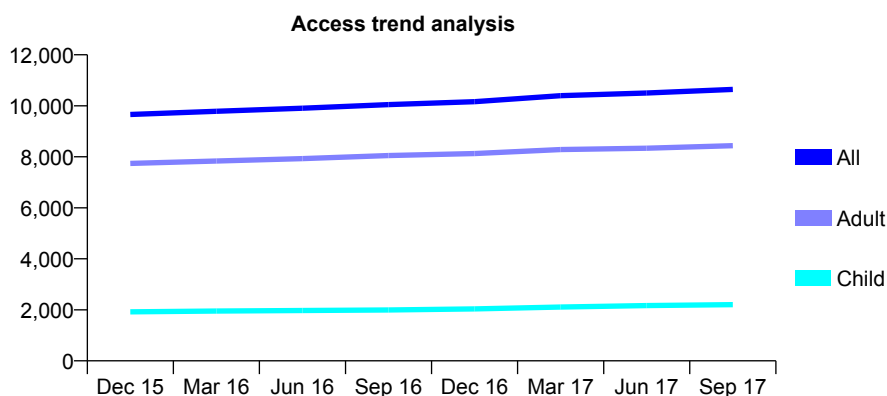
Q70 - Vital Signs At a Glance Contract Report for 136042/0001 - September 2017

Name or company name	Mr M Shahi
Contract type name	PDS Contract
Purpose of contract	General
Contract start date	01/04/2006
Contract end date	31/03/2026

17/18 Contracted general activity (UDA)	28,500
Carry forward general activity (UDA)	0
17/18 Contracted orthodontic activity (UOA)	0
Carry forward orthodontic activity (UOA)	0
Baseline contract value	£905,907.69

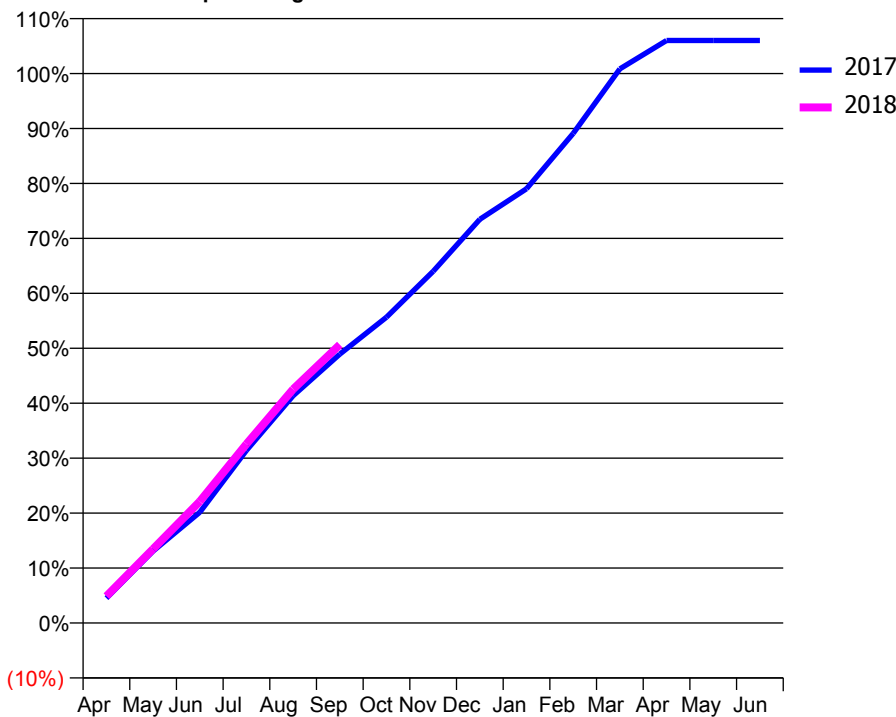
ACCESS*

Patients seen in 24 months	Total	Change since previous quarter
Quarter ending September 2016	10,048	
Quarter ending December 2016	10,164	→
Quarter ending March 2017	10,395	↑
Quarter ending June 2017	10,503	→
Quarter ending September 2017	10,641	→
Variance since September 2016	5.9%	↑



ACTIVITY

Cumulative percentage of contracted UDA delivered 2017 & 2018



Month	Adjusted Scheduled Activity (UDA)	
	2017	2018
April	1,290	1,391
May	3,732	3,841
June	5,745	6,302
July	8,950	9,285
August	11,790	12,126
September	13,943	14,440
October	15,863	
November	18,243	
December	20,937	
January	22,521	
February	25,394	
March	28,740	
April	30,216	
May	30,216	
June	30,216	

QUALITY

	Quantity	Base Number	Contract	AT	Region	England
% of FP17s for the same patient ID Re-attending within 3 months - Children	34	1,457	2.3%	10.1%	11.4%	11.9%
% of FP17s for the same patient ID Re-attending within 3 months - Adults	206	4,994	4.1%	14.7%	15.7%	15.9%
% of FP17s for the same patient ID Re-attending between 3 & 9 months - Children	405	1,457	27.8%	60.5%	60.6%	58.1%
% of FP17s for the same patient ID Re-attending between 3 & 9 months - Adults	1,131	4,994	22.6%	52.1%	52.0%	50.6%
% of FP17s for Band 1 Urgent Courses	63	5,922	1.1%	9.9%	9.6%	9.1%
% of FP17s Relating to Free Repair or Replacements	6	5,922	0.1%	0.6%	0.7%	0.8%
% of FP17s Relating to Continuations	18	5,922	0.3%	1.1%	1.0%	1.1%
% of Patients satisfied with the dentistry they have received	53	57	93.0%	92.2%	91.6%	91.4%
% of Patients satisfied with the time they had to wait for an appointment	52	57	91.2%	87.8%	87.9%	87.7%

* This is based on patients treated on this contract for their most recent course of treatment. Figures in italics indicate the base number of FP17s or Patient Questionnaire responses are less than 100. N/A is shown where the base number of responses is less than 10 during the period. % is calculated as Quantity/Base number*100

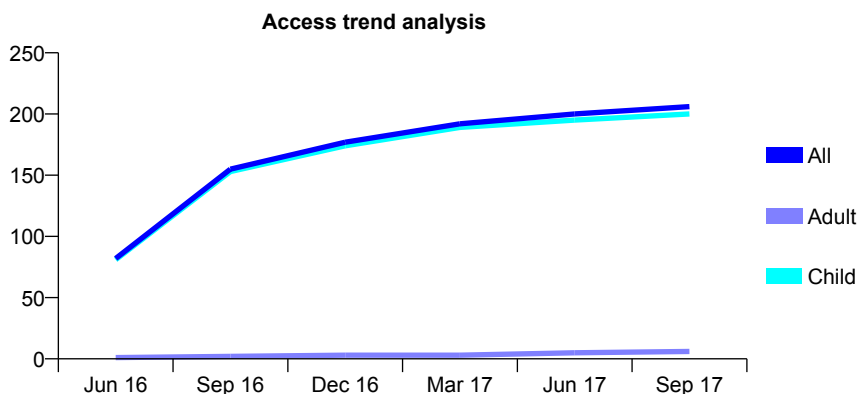
Q70 - Vital Signs At a Glance Contract Report for 136514/0001 - September 2017

Name or company name	Parkstone Dental Practice
Contract type name	GDS Contract
Purpose of contract	General
Contract start date	01/04/2016
Contract end date	

17/18 Contracted general activity (UDA)	350
Carry forward general activity (UDA)	0
17/18 Contracted orthodontic activity (UOA)	0
Carry forward orthodontic activity (UOA)	0
Baseline contract value	£9,319.39

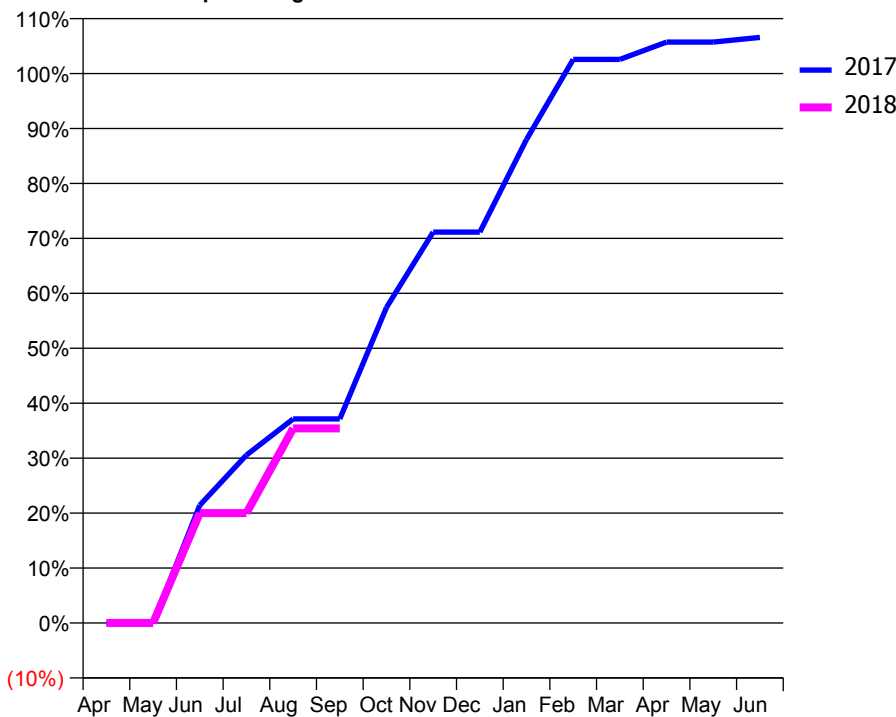
ACCESS*

Patients seen in 24 months	Total	Change since previous quarter
Quarter ending September 2016	155	
Quarter ending December 2016	177	↑
Quarter ending March 2017	192	↑
Quarter ending June 2017	200	↑
Quarter ending September 2017	206	↑
Variance since September 2016	32.9%	↑



ACTIVITY

Cumulative percentage of contracted UDA delivered 2017 & 2018



Adjusted Scheduled Activity (UDA)

Month	2017	2018
April	0	0
May	0	0
June	75	70
July	107	70
August	130	124
September	130	124
October	201	
November	249	
December	249	
January	308	
February	359	
March	359	
April	370	
May	370	
June	373	

QUALITY

	Quantity	Base Number	Contract	AT	Region	England
% of FP17s for the same patient ID Re-attending within 3 months - Children	6	127	4.7%	10.1%	11.4%	11.9%
% of FP17s for the same patient ID Re-attending within 3 months - Adults	0	0	N/A	14.7%	15.7%	15.9%
% of FP17s for the same patient ID Re-attending between 3 & 9 months - Children	90	127	70.9%	60.5%	60.6%	58.1%
% of FP17s for the same patient ID Re-attending between 3 & 9 months - Adults	0	0	N/A	52.1%	52.0%	50.6%
% of FP17s for Band 1 Urgent Courses	0	113	0.0%	9.9%	9.6%	9.1%
% of FP17s Relating to Free Repair or Replacements	0	113	0.0%	0.6%	0.7%	0.8%
% of FP17s Relating to Continuations	0	113	0.0%	1.1%	1.0%	1.1%
% of Patients satisfied with the dentistry they have received	0	0	N/A	92.2%	91.6%	91.4%
% of Patients satisfied with the time they had to wait for an appointment	0	0	N/A	87.8%	87.9%	87.7%

* This is based on patients treated on this contract for their most recent course of treatment. Figures in italics indicate the base number of FP17s or Patient Questionnaire responses are less than 100. N/A is shown where the base number of responses is less than 10 during the period. % is calculated as Quantity/Base number*100

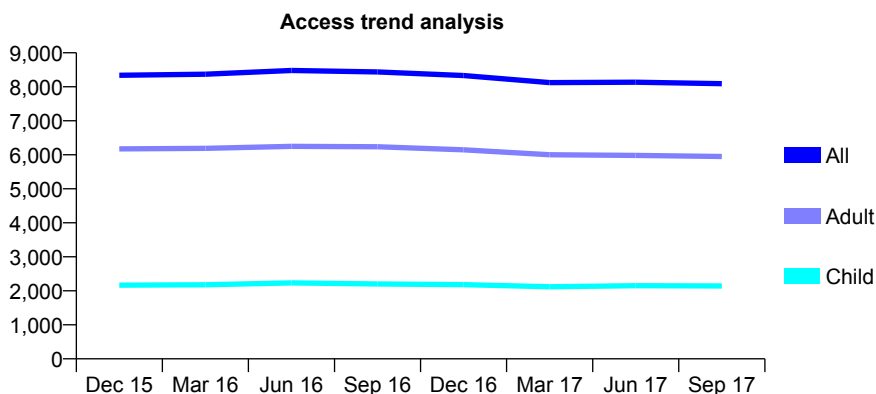
Q70 - Vital Signs At a Glance Contract Report for 137588/0001 - September 2017

Name or company name	Damira Dental Studios Ltd
Contract type name	GDS Contract
Purpose of contract	General
Contract start date	01/08/2011
Contract end date	

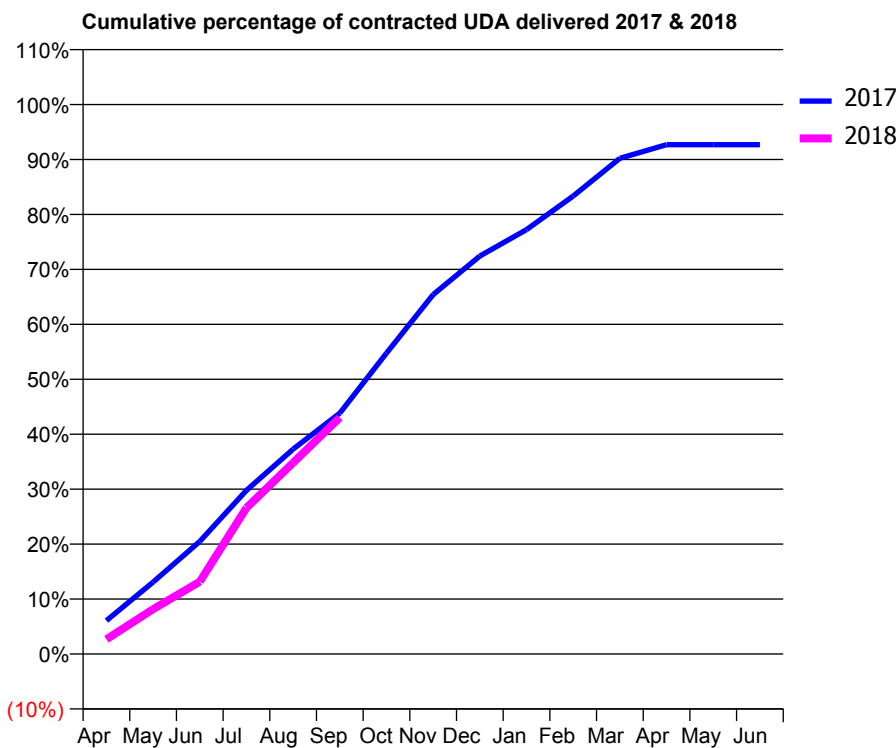
17/18 Contracted general activity (UDA)	20,000
Carry forward general activity (UDA)	0
17/18 Contracted orthodontic activity (UOA)	0
Carry forward orthodontic activity (UOA)	0
Baseline contract value	£524,149.54

ACCESS*

Patients seen in 24 months	Total	Change since previous quarter
Quarter ending September 2016	8,439	
Quarter ending December 2016	8,330	↓
Quarter ending March 2017	8,123	↓
Quarter ending June 2017	8,134	→
Quarter ending September 2017	8,094	→
Variance since September 2016	(4.1%)	↓



ACTIVITY



Month	Adjusted Scheduled Activity (UDA)	
	2017	2018
April	1,216	536
May	2,619	1,633
June	4,097	2,634
July	5,959	5,320
August	7,456	6,961
September	8,770	8,608
October	10,953	
November	13,080	
December	14,486	
January	15,448	
February	16,671	
March	18,042	
April	18,538	
May	18,538	
June	18,538	

QUALITY

	Quantity	Base Number	Contract	AT	Region	England
% of FP17s for the same patient ID Re-attending within 3 months - Children	51	1,829	2.8%	10.1%	11.4%	11.9%
% of FP17s for the same patient ID Re-attending within 3 months - Adults	365	4,522	8.1%	14.7%	15.7%	15.9%
% of FP17s for the same patient ID Re-attending between 3 & 9 months - Children	1,244	1,829	68.0%	60.5%	60.6%	58.1%
% of FP17s for the same patient ID Re-attending between 3 & 9 months - Adults	3,022	4,522	66.8%	52.1%	52.0%	50.6%
% of FP17s for Band 1 Urgent Courses	157	5,120	3.1%	9.9%	9.6%	9.1%
% of FP17s Relating to Free Repair or Replacements	24	5,120	0.5%	0.6%	0.7%	0.8%
% of FP17s Relating to Continuations	5	5,120	0.1%	1.1%	1.0%	1.1%
% of Patients satisfied with the dentistry they have received	11	12	91.7%	92.2%	91.6%	91.4%
% of Patients satisfied with the time they had to wait for an appointment	10	12	83.3%	87.8%	87.9%	87.7%

* This is based on patients treated on this contract for their most recent course of treatment. Figures in italics indicate the base number of FP17s or Patient Questionnaire responses are less than 100. N/A is shown where the base number of responses is less than 10 during the period. % is calculated as Quantity/Base number*100

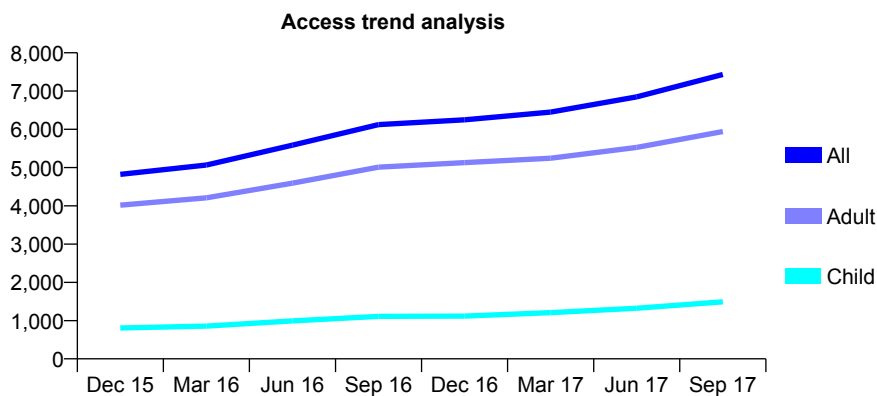
Q70 - Vital Signs At a Glance Contract Report for 137588/0002 - September 2017

Name or company name	Damira Dental Studios Ltd
Contract type name	GDS Contract
Purpose of contract	General
Contract start date	20/03/2013
Contract end date	

17/18 Contracted general activity (UDA)	23,402
Carry forward general activity (UDA)	0
17/18 Contracted orthodontic activity (UOA)	0
Carry forward orthodontic activity (UOA)	0
Baseline contract value	£667,479.95

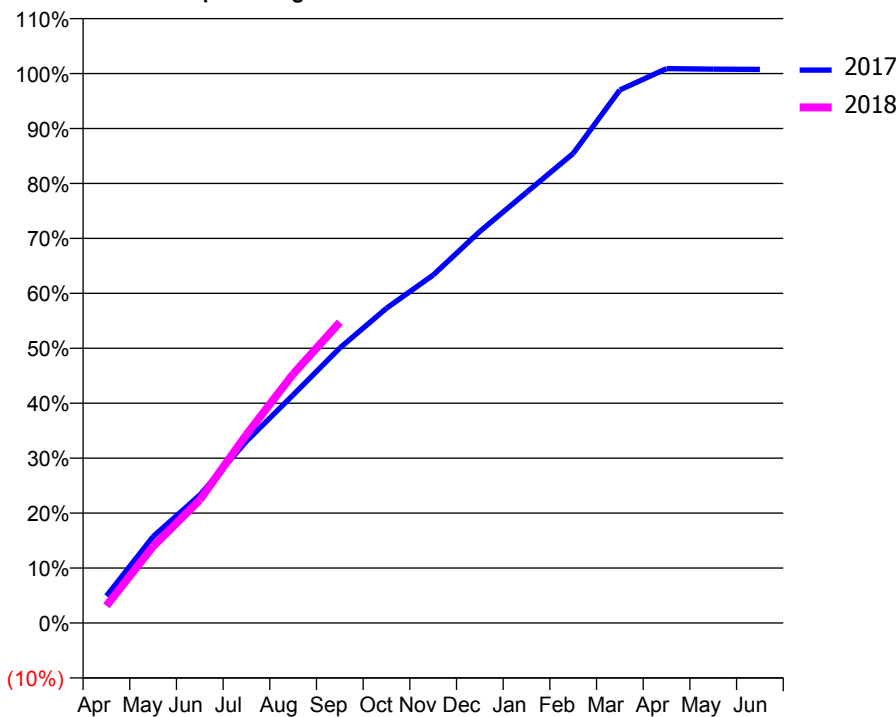
ACCESS*

Patients seen in 24 months	Total	Change since previous quarter
Quarter ending September 2016	6,122	
Quarter ending December 2016	6,248	↑
Quarter ending March 2017	6,451	↑
Quarter ending June 2017	6,849	↑
Quarter ending September 2017	7,434	↑
Variance since September 2016	21.4%	↑



ACTIVITY

Cumulative percentage of contracted UDA delivered 2017 & 2018



Month	Adjusted Scheduled Activity (UDA)	
	2017	2018
April	1,151	738
May	3,683	3,261
June	5,451	5,243
July	7,741	8,029
August	9,716	10,605
September	11,712	12,806
October	13,407	
November	14,822	
December	16,676	
January	18,338	
February	19,999	
March	22,701	
April	23,610	
May	23,590	
June	23,575	

QUALITY

	Quantity	Base Number	Contract	AT	Region	England
% of FP17s for the same patient ID Re-attending within 3 months - Children	123	1,173	10.5%	10.1%	11.4%	11.9%
% of FP17s for the same patient ID Re-attending within 3 months - Adults	1,040	4,426	23.5%	14.7%	15.7%	15.9%
% of FP17s for the same patient ID Re-attending between 3 & 9 months - Children	470	1,173	40.1%	60.5%	60.6%	58.1%
% of FP17s for the same patient ID Re-attending between 3 & 9 months - Adults	1,333	4,426	30.1%	52.1%	52.0%	50.6%
% of FP17s for Band 1 Urgent Courses	1,501	5,308	28.3%	9.9%	9.6%	9.1%
% of FP17s Relating to Free Repair or Replacements	42	5,308	0.8%	0.6%	0.7%	0.8%
% of FP17s Relating to Continuations	19	5,308	0.4%	1.1%	1.0%	1.1%
% of Patients satisfied with the dentistry they have received	27	31	87.1%	92.2%	91.6%	91.4%
% of Patients satisfied with the time they had to wait for an appointment	27	31	87.1%	87.8%	87.9%	87.7%

* This is based on patients treated on this contract for their most recent course of treatment. Figures in italics indicate the base number of FP17s or Patient Questionnaire responses are less than 100. N/A is shown where the base number of responses is less than 10 during the period. % is calculated as Quantity/Base number*100

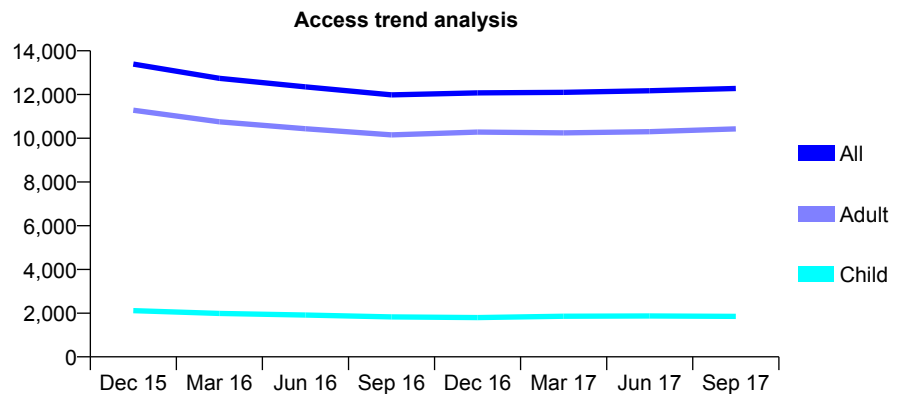
Q70 - Vital Signs At a Glance Contract Report for 137588/0003 - September 2017

Name or company name	Damira Dental Studios Ltd
Contract type name	GDS Contract
Purpose of contract	General
Contract start date	01/04/2013
Contract end date	

17/18 Contracted general activity (UDA)	30,000
Carry forward general activity (UDA)	1,202
17/18 Contracted orthodontic activity (UOA)	0
Carry forward orthodontic activity (UOA)	0
Baseline contract value	£805,356.65

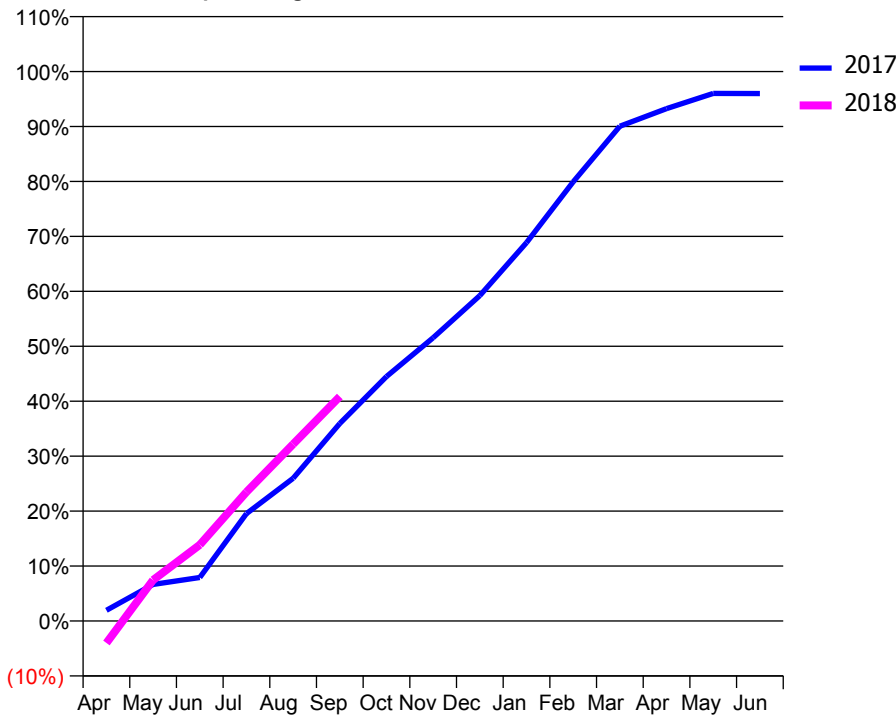
ACCESS*

Patients seen in 24 months	Total	Change since previous quarter
Quarter ending September 2016	11,982	
Quarter ending December 2016	12,077	→
Quarter ending March 2017	12,100	→
Quarter ending June 2017	12,172	→
Quarter ending September 2017	12,277	→
Variance since September 2016	2.5%	↑



ACTIVITY

Cumulative percentage of contracted UDA delivered 2017 & 2018



Month	Adjusted Scheduled Activity (UDA)	
	2017	2018
April	585	-1,202
May	1,997	2,239
June	2,378	4,161
July	5,862	7,041
August	7,791	9,660
September	10,784	12,259
October	13,350	
November	15,469	
December	17,770	
January	20,654	
February	23,979	
March	27,011	
April	27,972	
May	28,800	
June	28,798	

QUALITY

	Quantity	Base Number	Contract	AT	Region	England
% of FP17s for the same patient ID Re-attending within 3 months - Children	180	1,296	13.9%	10.1%	11.4%	11.9%
% of FP17s for the same patient ID Re-attending within 3 months - Adults	1,476	7,078	20.9%	14.7%	15.7%	15.9%
% of FP17s for the same patient ID Re-attending between 3 & 9 months - Children	357	1,296	27.5%	60.5%	60.6%	58.1%
% of FP17s for the same patient ID Re-attending between 3 & 9 months - Adults	1,115	7,078	15.8%	52.1%	52.0%	50.6%
% of FP17s for Band 1 Urgent Courses	5,071	7,535	67.3%	9.9%	9.6%	9.1%
% of FP17s Relating to Free Repair or Replacements	34	7,535	0.5%	0.6%	0.7%	0.8%
% of FP17s Relating to Continuations	14	7,535	0.2%	1.1%	1.0%	1.1%
% of Patients satisfied with the dentistry they have received	12	18	66.7%	92.2%	91.6%	91.4%
% of Patients satisfied with the time they had to wait for an appointment	14	18	77.8%	87.8%	87.9%	87.7%

* This is based on patients treated on this contract for their most recent course of treatment. Figures in italics indicate the base number of FP17s or Patient Questionnaire responses are less than 100. N/A is shown where the base number of responses is less than 10 during the period. % is calculated as Quantity/Base number*100

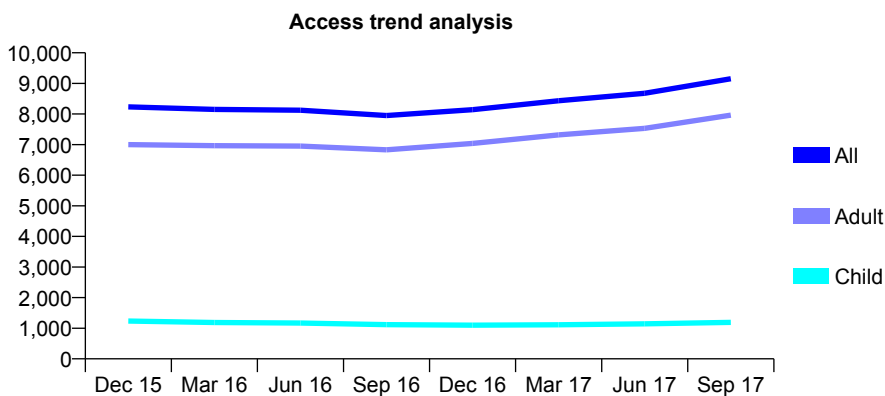
Q70 - Vital Signs At a Glance Contract Report for 137588/0004 - September 2017

Name or company name	Damira Dental Studios Ltd
Contract type name	GDS Contract
Purpose of contract	General
Contract start date	01/04/2013
Contract end date	

17/18 Contracted general activity (UDA)	20,000
Carry forward general activity (UDA)	0
17/18 Contracted orthodontic activity (UOA)	0
Carry forward orthodontic activity (UOA)	0
Baseline contract value	£562,281.55

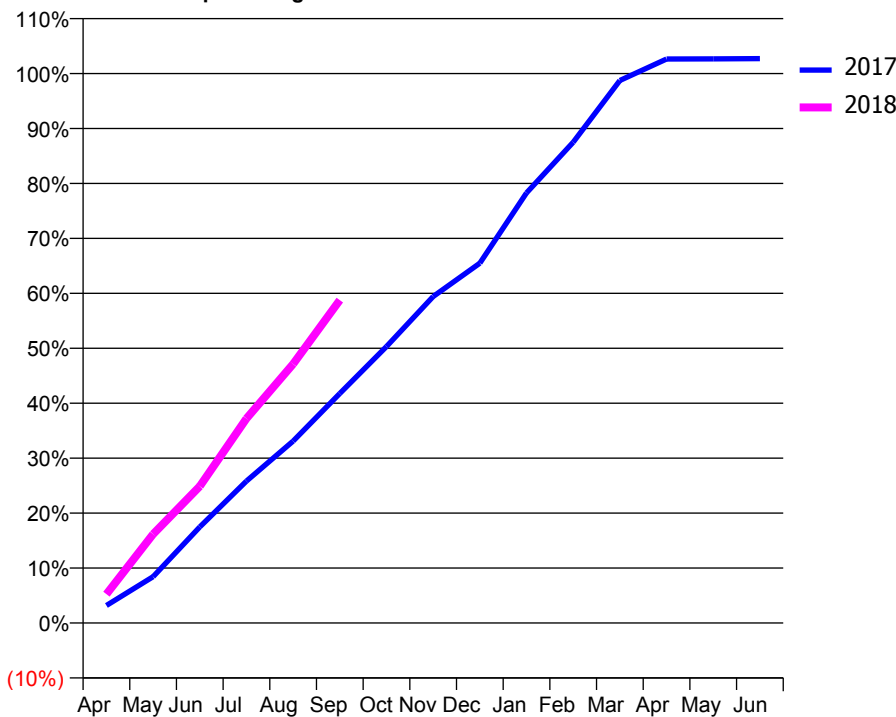
ACCESS*

Patients seen in 24 months	Total	Change since previous quarter
Quarter ending September 2016	7,949	
Quarter ending December 2016	8,140	↑
Quarter ending March 2017	8,432	↑
Quarter ending June 2017	8,676	↑
Quarter ending September 2017	9,152	↑
Variance since September 2016	15.1%	↑



ACTIVITY

Cumulative percentage of contracted UDA delivered 2017 & 2018



Adjusted Scheduled Activity (UDA)

Month	2017	2018
April	636	1,053
May	1,688	3,233
June	3,496	4,978
July	5,169	7,442
August	6,624	9,429
September	8,357	11,751
October	10,066	
November	11,885	
December	13,097	
January	15,654	
February	17,499	
March	19,746	
April	20,528	
May	20,533	
June	20,543	

QUALITY

	Quantity	Base Number	Contract	AT	Region	England
% of FP17s for the same patient ID Re-attending within 3 months - Children	94	1,013	9.3%	10.1%	11.4%	11.9%
% of FP17s for the same patient ID Re-attending within 3 months - Adults	932	5,902	15.8%	14.7%	15.7%	15.9%
% of FP17s for the same patient ID Re-attending between 3 & 9 months - Children	390	1,013	38.5%	60.5%	60.6%	58.1%
% of FP17s for the same patient ID Re-attending between 3 & 9 months - Adults	1,610	5,902	27.3%	52.1%	52.0%	50.6%
% of FP17s for Band 1 Urgent Courses	3,523	6,542	53.9%	9.9%	9.6%	9.1%
% of FP17s Relating to Free Repair or Replacements	46	6,542	0.7%	0.6%	0.7%	0.8%
% of FP17s Relating to Continuations	21	6,542	0.3%	1.1%	1.0%	1.1%
% of Patients satisfied with the dentistry they have received	23	23	100.0%	92.2%	91.6%	91.4%
% of Patients satisfied with the time they had to wait for an appointment	21	23	91.3%	87.8%	87.9%	87.7%

* This is based on patients treated on this contract for their most recent course of treatment. Figures in italics indicate the base number of FP17s or Patient Questionnaire responses are less than 100. N/A is shown where the base number of responses is less than 10 during the period. % is calculated as Quantity/Base number*100

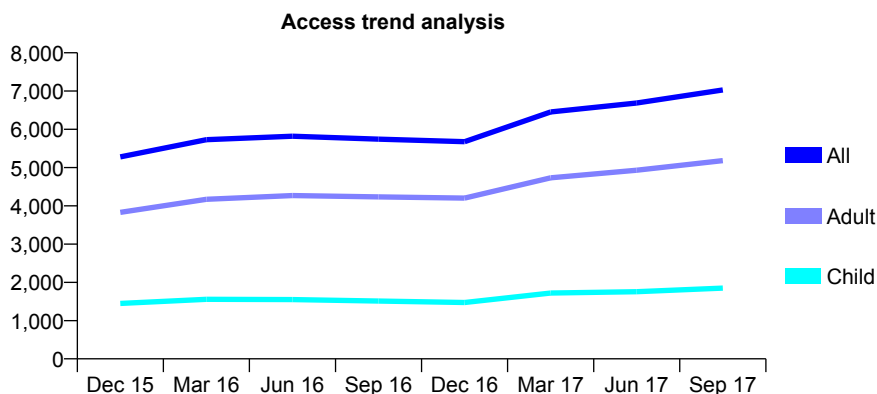
Q70 - Vital Signs At a Glance Contract Report for 137588/0005 - September 2017

Name or company name	Damira Dental Studios Ltd
Contract type name	GDS Contract
Purpose of contract	General
Contract start date	01/04/2013
Contract end date	

17/18 Contracted general activity (UDA)	20,000
Carry forward general activity (UDA)	1
17/18 Contracted orthodontic activity (UOA)	0
Carry forward orthodontic activity (UOA)	0
Baseline contract value	£547,664.39

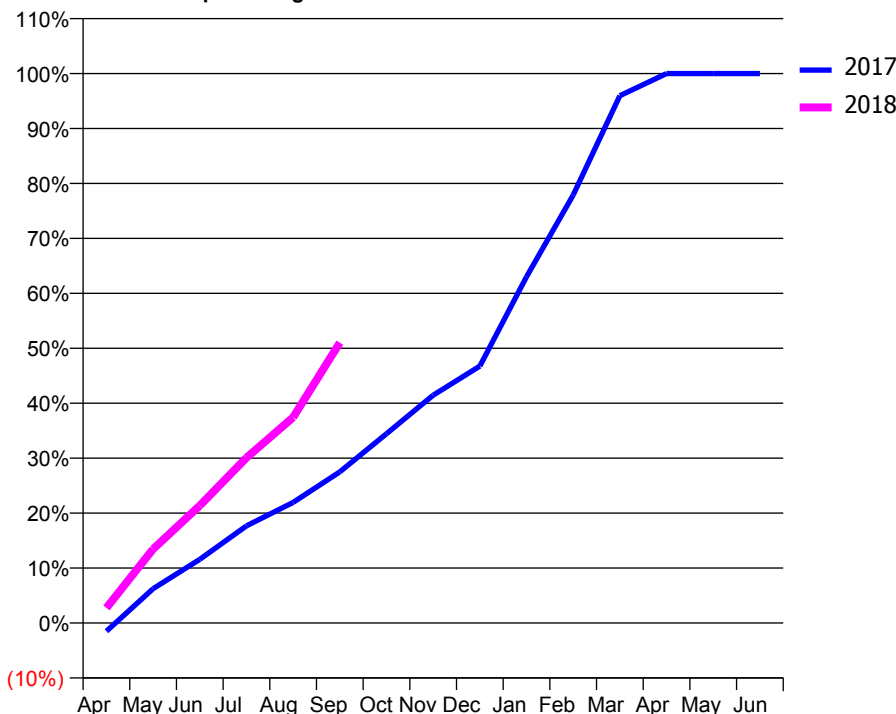
ACCESS*

Patients seen in 24 months	Total	Change since previous quarter
Quarter ending September 2016	5,744	
Quarter ending December 2016	5,675	↓
Quarter ending March 2017	6,453	↑
Quarter ending June 2017	6,686	↑
Quarter ending September 2017	7,030	↑
Variance since September 2016	22.4%	↑



ACTIVITY

Cumulative percentage of contracted UDA delivered 2017 & 2018



Adjusted Scheduled Activity (UDA)

Month	2017	2018
April	-302	549
May	1,250	2,694
June	2,318	4,273
July	3,534	6,018
August	4,388	7,489
September	5,503	10,205
October	6,890	
November	8,290	
December	9,351	
January	12,602	
February	15,575	
March	19,191	
April	20,001	
May	20,001	
June	19,999	

QUALITY

	Quantity	Base Number	Contract	AT	Region	England
% of FP17s for the same patient ID Re-attending within 3 months - Children	114	1,144	10.0%	10.1%	11.4%	11.9%
% of FP17s for the same patient ID Re-attending within 3 months - Adults	553	3,101	17.8%	14.7%	15.7%	15.9%
% of FP17s for the same patient ID Re-attending between 3 & 9 months - Children	479	1,144	41.9%	60.5%	60.6%	58.1%
% of FP17s for the same patient ID Re-attending between 3 & 9 months - Adults	1,100	3,101	35.5%	52.1%	52.0%	50.6%
% of FP17s for Band 1 Urgent Courses	1,022	3,955	25.8%	9.9%	9.6%	9.1%
% of FP17s Relating to Free Repair or Replacements	34	3,955	0.9%	0.6%	0.7%	0.8%
% of FP17s Relating to Continuations	5	3,955	0.1%	1.1%	1.0%	1.1%
% of Patients satisfied with the dentistry they have received	12	13	92.3%	92.2%	91.6%	91.4%
% of Patients satisfied with the time they had to wait for an appointment	12	13	92.3%	87.8%	87.9%	87.7%

* This is based on patients treated on this contract for their most recent course of treatment. Figures in italics indicate the base number of FP17s or Patient Questionnaire responses are less than 100. N/A is shown where the base number of responses is less than 10 during the period. % is calculated as Quantity/Base number*100

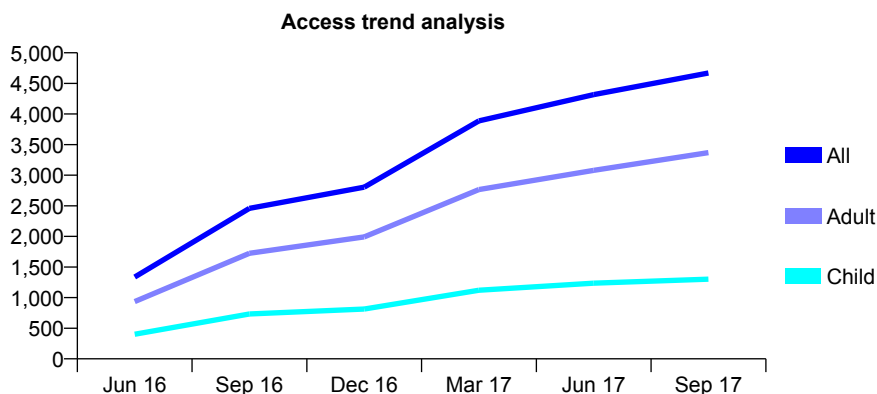
Q70 - Vital Signs At a Glance Contract Report for 137588/0009 - September 2017

Name or company name	Damira Dental Studios Ltd
Contract type name	GDS Contract
Purpose of contract	General
Contract start date	01/04/2016
Contract end date	

17/18 Contracted general activity (UDA)	15,480
Carry forward general activity (UDA)	505
17/18 Contracted orthodontic activity (UOA)	0
Carry forward orthodontic activity (UOA)	0
Baseline contract value	£418,905.29

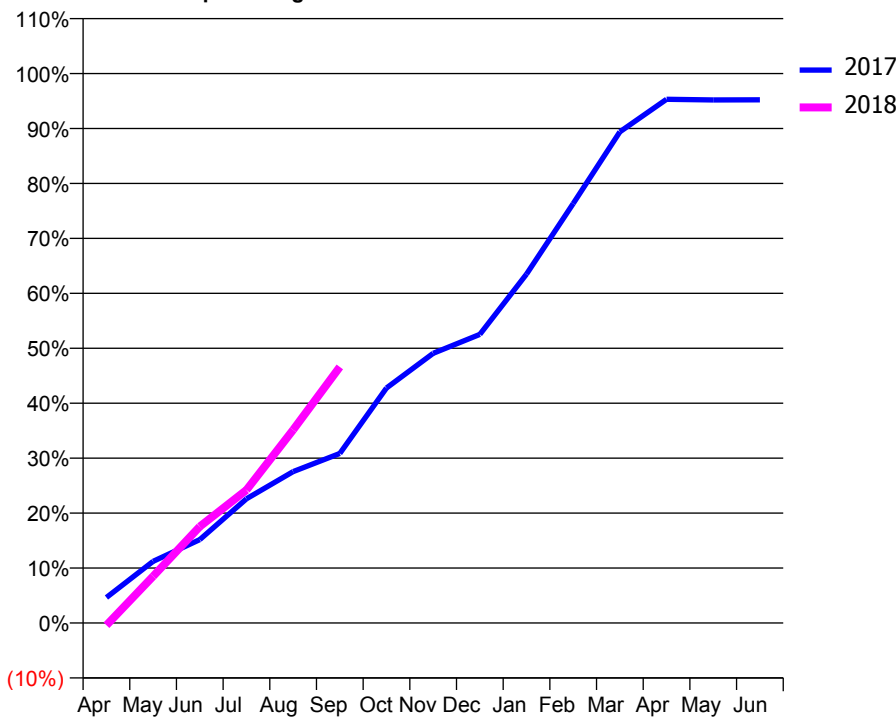
ACCESS*

Patients seen in 24 months	Total	Change since previous quarter
Quarter ending September 2016	2,458	
Quarter ending December 2016	2,805	↑
Quarter ending March 2017	3,887	↑
Quarter ending June 2017	4,316	↑
Quarter ending September 2017	4,671	↑
Variance since September 2016	90.0%	↑



ACTIVITY

Cumulative percentage of contracted UDA delivered 2017 & 2018



Adjusted Scheduled Activity (UDA)

Month	2017	2018
April	730	-66
May	1,764	1,317
June	2,385	2,716
July	3,556	3,747
August	4,330	5,443
September	4,851	7,213
October	6,725	
November	7,718	
December	8,257	
January	9,984	
February	12,003	
March	14,055	
April	14,985	
May	14,966	
June	14,968	

QUALITY

	Quantity	Base Number	Contract	AT	Region	England
% of FP17s for the same patient ID Re-attending within 3 months - Children	71	933	7.6%	10.1%	11.4%	11.9%
% of FP17s for the same patient ID Re-attending within 3 months - Adults	328	2,409	13.6%	14.7%	15.7%	15.9%
% of FP17s for the same patient ID Re-attending between 3 & 9 months - Children	484	933	51.9%	60.5%	60.6%	58.1%
% of FP17s for the same patient ID Re-attending between 3 & 9 months - Adults	1,167	2,409	48.4%	52.1%	52.0%	50.6%
% of FP17s for Band 1 Urgent Courses	374	3,000	12.5%	9.9%	9.6%	9.1%
% of FP17s Relating to Free Repair or Replacements	33	3,000	1.1%	0.6%	0.7%	0.8%
% of FP17s Relating to Continuations	5	3,000	0.2%	1.1%	1.0%	1.1%
% of Patients satisfied with the dentistry they have received	7	7	N/A	92.2%	91.6%	91.4%
% of Patients satisfied with the time they had to wait for an appointment	7	7	N/A	87.8%	87.9%	87.7%

* This is based on patients treated on this contract for their most recent course of treatment. Figures in italics indicate the base number of FP17s or Patient Questionnaire responses are less than 100. N/A is shown where the base number of responses is less than 10 during the period. % is calculated as Quantity/Base number*100

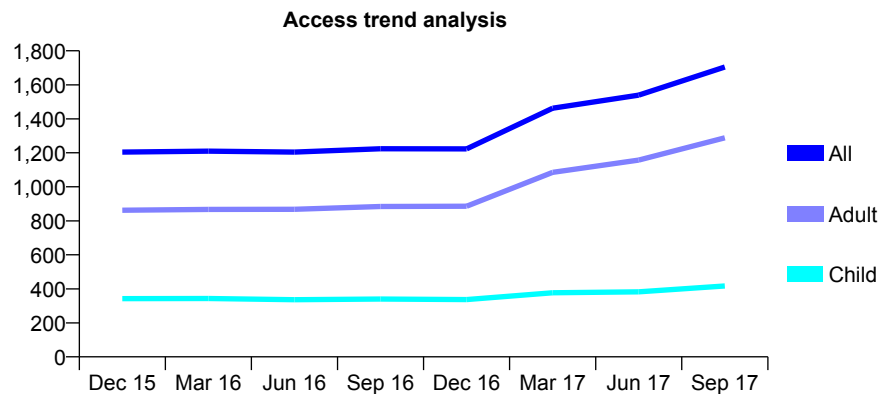
Q70 - Vital Signs At a Glance Contract Report for 138274/0001 - September 2017

Name or company name	Bembridge Dental Practice
Contract type name	GDS Contract
Purpose of contract	General
Contract start date	11/10/2012
Contract end date	

17/18 Contracted general activity (UDA)	4,563
Carry forward general activity (UDA)	0
17/18 Contracted orthodontic activity (UOA)	0
Carry forward orthodontic activity (UOA)	0
Baseline contract value	£121,270.07

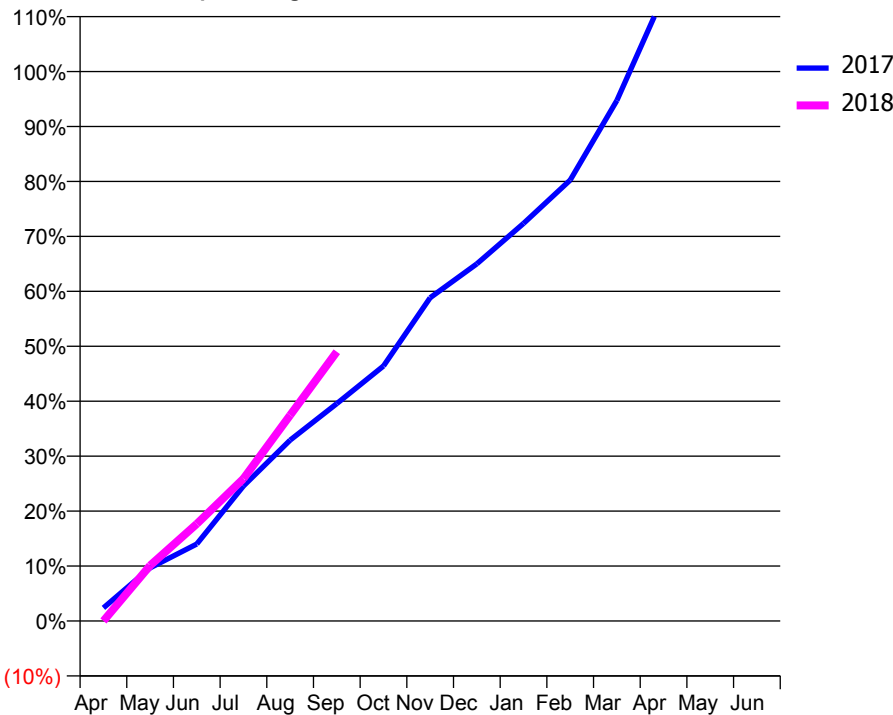
ACCESS*

Patients seen in 24 months	Total	Change since previous quarter
Quarter ending September 2016	1,224	
Quarter ending December 2016	1,223	→
Quarter ending March 2017	1,462	↑
Quarter ending June 2017	1,539	↑
Quarter ending September 2017	1,705	↑
Variance since September 2016	39.3%	↑



ACTIVITY

Cumulative percentage of contracted UDA delivered 2017 & 2018



Month	Adjusted Scheduled Activity (UDA)	
	2017	2018
April	109	0
May	441	461
June	639	806
July	1,121	1,182
August	1,502	1,710
September	1,806	2,236
October	2,117	
November	2,685	
December	2,966	
January	3,302	
February	3,661	
March	4,323	
April	5,191	
May	5,149	
June	5,149	

QUALITY

	Quantity	Base Number	Contract	AT	Region	England
% of FP17s for the same patient ID Re-attending within 3 months - Children	15	294	5.1%	10.1%	11.4%	11.9%
% of FP17s for the same patient ID Re-attending within 3 months - Adults	107	978	10.9%	14.7%	15.7%	15.9%
% of FP17s for the same patient ID Re-attending between 3 & 9 months - Children	142	294	48.3%	60.5%	60.6%	58.1%
% of FP17s for the same patient ID Re-attending between 3 & 9 months - Adults	446	978	45.6%	52.1%	52.0%	50.6%
% of FP17s for Band 1 Urgent Courses	35	1,016	3.4%	9.9%	9.6%	9.1%
% of FP17s Relating to Free Repair or Replacements	6	1,016	0.6%	0.6%	0.7%	0.8%
% of FP17s Relating to Continuations	4	1,016	0.4%	1.1%	1.0%	1.1%
% of Patients satisfied with the dentistry they have received	4	4	N/A	92.2%	91.6%	91.4%
% of Patients satisfied with the time they had to wait for an appointment	4	4	N/A	87.8%	87.9%	87.7%

* This is based on patients treated on this contract for their most recent course of treatment. Figures in italics indicate the base number of FP17s or Patient Questionnaire responses are less than 100. N/A is shown where the base number of responses is less than 10 during the period. % is calculated as Quantity/Base number*100

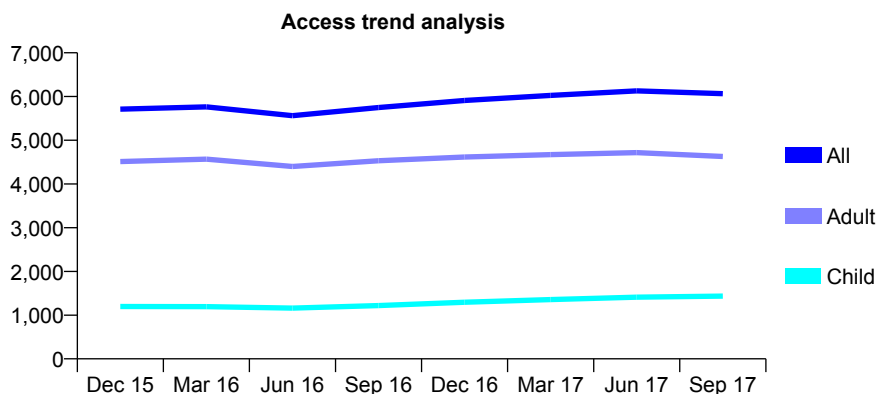
Q70 - Vital Signs At a Glance Contract Report for 138622/0001 - September 2017

Name or company name	Weymouth and Bridges Dental Practice Pa
Contract type name	GDS Contract
Purpose of contract	General
Contract start date	01/04/2006
Contract end date	

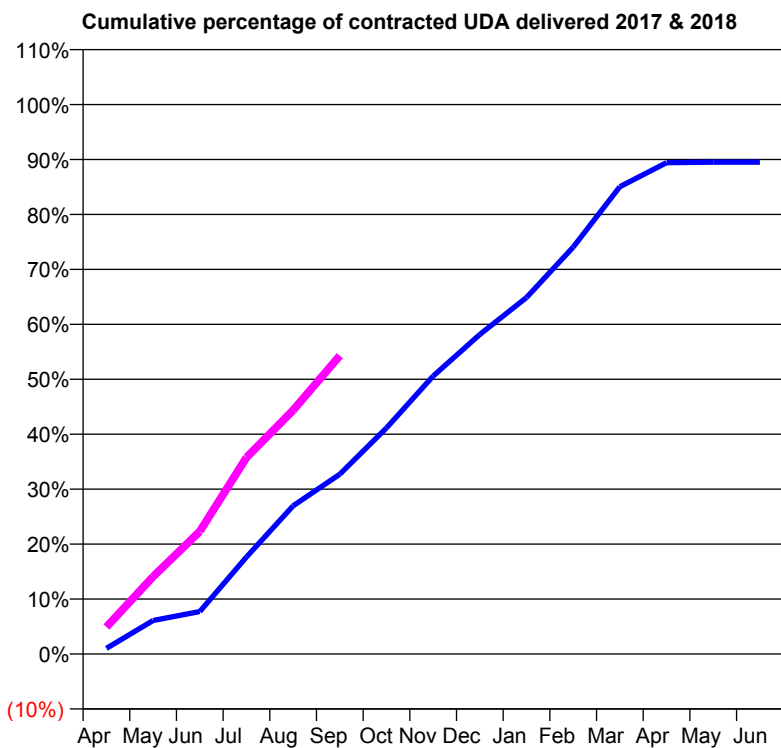
17/18 Contracted general activity (UDA)	16,000
Carry forward general activity (UDA)	0
17/18 Contracted orthodontic activity (UOA)	0
Carry forward orthodontic activity (UOA)	0
Baseline contract value	£387,419.20

ACCESS*

Patients seen in 24 months	Total	Change since previous quarter
Quarter ending September 2016	5,749	
Quarter ending December 2016	5,911	↑
Quarter ending March 2017	6,027	→
Quarter ending June 2017	6,128	→
Quarter ending September 2017	6,064	↓
Variance since September 2016	5.5%	↑



ACTIVITY



Month	Adjusted Scheduled Activity (UDA)	
	2017	2018
April	198	785
May	1,167	2,253
June	1,481	3,570
July	3,378	5,723
August	5,162	7,098
September	6,262	8,689
October	7,876	
November	9,679	
December	11,131	
January	12,416	
February	14,171	
March	16,278	
April	17,112	
May	17,133	
June	17,130	

QUALITY

	Quantity	Base Number	Contract	AT	Region	England
% of FP17s for the same patient ID Re-attending within 3 months - Children	47	1,041	4.5%	10.1%	11.4%	11.9%
% of FP17s for the same patient ID Re-attending within 3 months - Adults	316	3,068	10.3%	14.7%	15.7%	15.9%
% of FP17s for the same patient ID Re-attending between 3 & 9 months - Children	614	1,041	59.0%	60.5%	60.6%	58.1%
% of FP17s for the same patient ID Re-attending between 3 & 9 months - Adults	1,587	3,068	51.7%	52.1%	52.0%	50.6%
% of FP17s for Band 1 Urgent Courses	142	3,740	3.8%	9.9%	9.6%	9.1%
% of FP17s Relating to Free Repair or Replacements	23	3,740	0.6%	0.6%	0.7%	0.8%
% of FP17s Relating to Continuations	54	3,740	1.4%	1.1%	1.0%	1.1%
% of Patients satisfied with the dentistry they have received	7	9	N/A	92.2%	91.6%	91.4%
% of Patients satisfied with the time they had to wait for an appointment	9	9	N/A	87.8%	87.9%	87.7%

* This is based on patients treated on this contract for their most recent course of treatment. Figures in italics indicate the base number of FP17s or Patient Questionnaire responses are less than 100. N/A is shown where the base number of responses is less than 10 during the period. % is calculated as Quantity/Base number*100

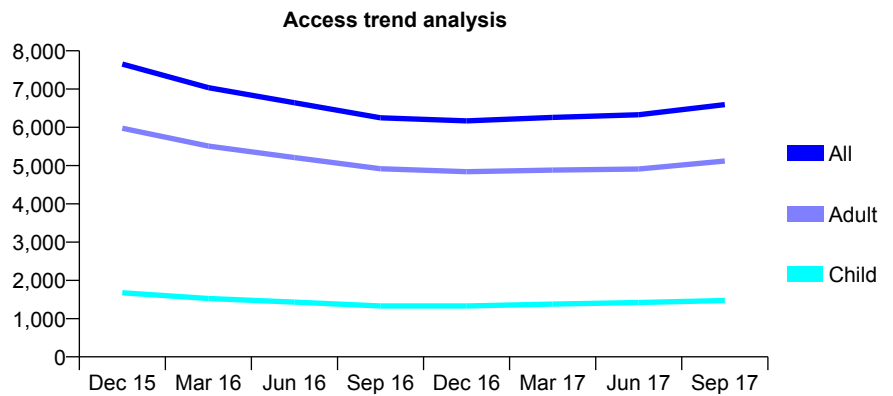
Q70 - Vital Signs At a Glance Contract Report for 138622/0002 - September 2017

Name or company name	Weymouth and Bridges Dental Practice Pa
Contract type name	GDS Contract
Purpose of contract	General
Contract start date	01/04/2006
Contract end date	

17/18 Contracted general activity (UDA)	21,500
Carry forward general activity (UDA)	0
17/18 Contracted orthodontic activity (UOA)	0
Carry forward orthodontic activity (UOA)	0
Baseline contract value	£520,594.54

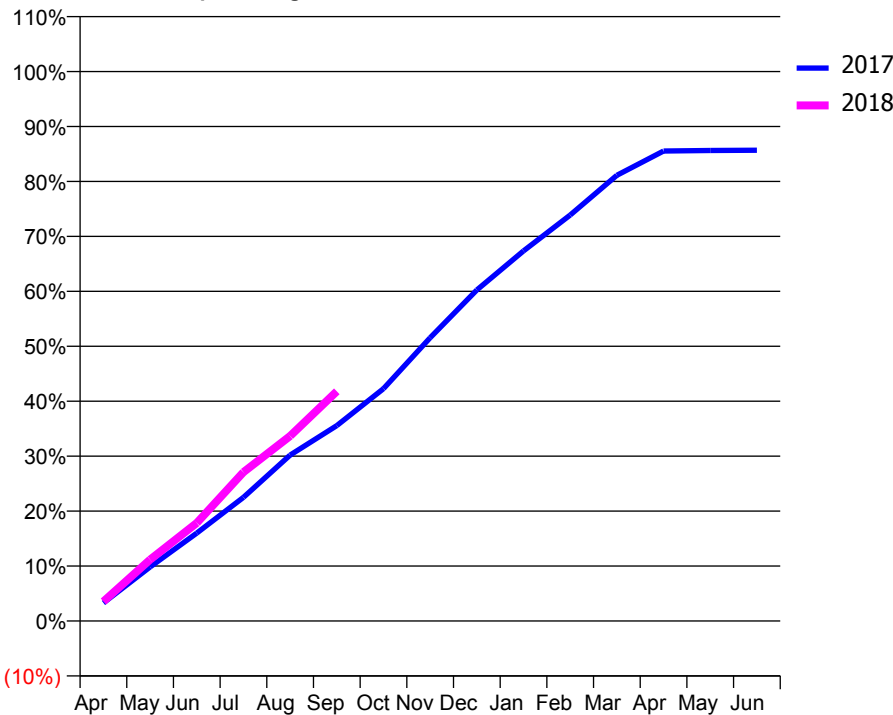
ACCESS*

Patients seen in 24 months	Total	Change since previous quarter
Quarter ending September 2016	6,247	
Quarter ending December 2016	6,169	↓
Quarter ending March 2017	6,258	→
Quarter ending June 2017	6,328	→
Quarter ending September 2017	6,593	↑
Variance since September 2016	5.5%	↑



ACTIVITY

Cumulative percentage of contracted UDA delivered 2017 & 2018



Month	Adjusted Scheduled Activity (UDA)	
	2017	2018
April	708	764
May	2,118	2,400
June	3,442	3,839
July	4,841	5,828
August	6,491	7,239
September	7,648	8,986
October	9,093	
November	11,083	
December	12,952	
January	14,481	
February	15,886	
March	17,438	
April	18,387	
May	18,411	
June	18,422	

QUALITY

	Quantity	Base Number	Contract	AT	Region	England
% of FP17s for the same patient ID Re-attending within 3 months - Children	52	1,107	4.7%	10.1%	11.4%	11.9%
% of FP17s for the same patient ID Re-attending within 3 months - Adults	240	3,312	7.2%	14.7%	15.7%	15.9%
% of FP17s for the same patient ID Re-attending between 3 & 9 months - Children	590	1,107	53.3%	60.5%	60.6%	58.1%
% of FP17s for the same patient ID Re-attending between 3 & 9 months - Adults	1,285	3,312	38.8%	52.1%	52.0%	50.6%
% of FP17s for Band 1 Urgent Courses	160	4,018	4.0%	9.9%	9.6%	9.1%
% of FP17s Relating to Free Repair or Replacements	21	4,018	0.5%	0.6%	0.7%	0.8%
% of FP17s Relating to Continuations	33	4,018	0.8%	1.1%	1.0%	1.1%
% of Patients satisfied with the dentistry they have received	6	6	N/A	92.2%	91.6%	91.4%
% of Patients satisfied with the time they had to wait for an appointment	4	6	N/A	87.8%	87.9%	87.7%

* This is based on patients treated on this contract for their most recent course of treatment. Figures in italics indicate the base number of FP17s or Patient Questionnaire responses are less than 100. N/A is shown where the base number of responses is less than 10 during the period. % is calculated as Quantity/Base number*100

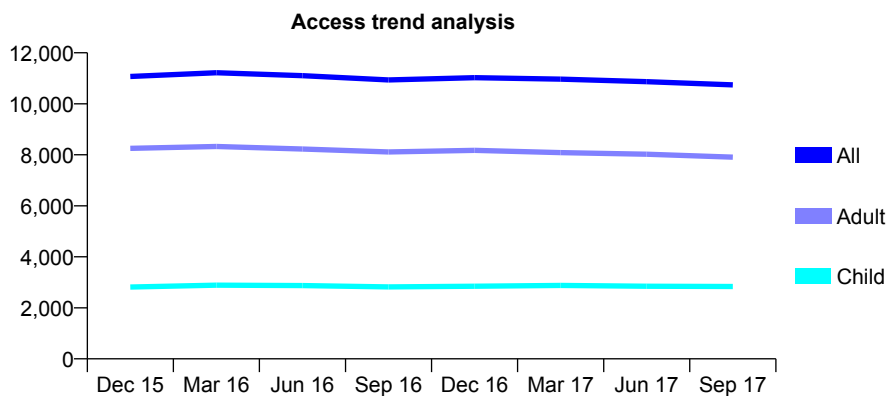
Q70 - Vital Signs At a Glance Contract Report for 138649/0001 - September 2017

Name or company name	Lordshill Dental Partnership
Contract type name	GDS Contract
Purpose of contract	General
Contract start date	01/09/2012
Contract end date	

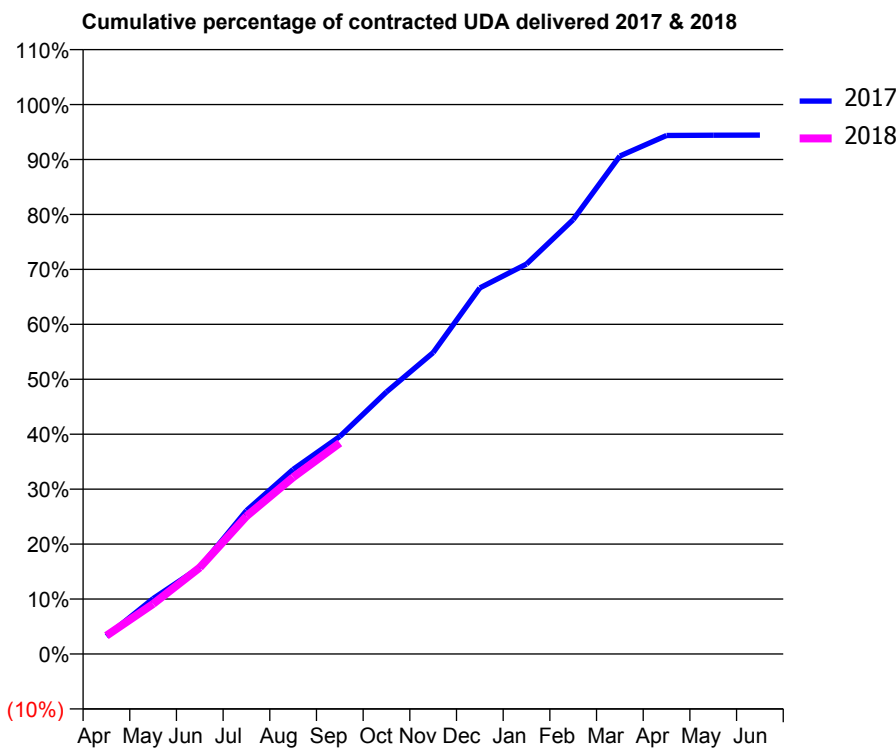
17/18 Contracted general activity (UDA)	39,000
Carry forward general activity (UDA)	0
17/18 Contracted orthodontic activity (UOA)	0
Carry forward orthodontic activity (UOA)	0
Baseline contract value	£1,079,280.74

ACCESS*

Patients seen in 24 months	Total	Change since previous quarter
Quarter ending September 2016	10,935	
Quarter ending December 2016	11,023	→
Quarter ending March 2017	10,966	→
Quarter ending June 2017	10,869	→
Quarter ending September 2017	10,742	↓
Variance since September 2016	(1.8%)	↓



ACTIVITY



Month	Adjusted Scheduled Activity (UDA)	
	2017	2018
April	1,132	1,304
May	3,530	3,557
June	5,524	6,139
July	9,133	9,778
August	11,759	12,549
September	13,860	14,979
October	16,696	
November	19,200	
December	23,317	
January	24,842	
February	27,669	
March	31,718	
April	33,025	
May	33,045	
June	33,054	

QUALITY

	Quantity	Base Number	Contract	AT	Region	England
% of FP17s for the same patient ID Re-attending within 3 months - Children	119	1,882	6.3%	10.1%	11.4%	11.9%
% of FP17s for the same patient ID Re-attending within 3 months - Adults	831	4,721	17.6%	14.7%	15.7%	15.9%
% of FP17s for the same patient ID Re-attending between 3 & 9 months - Children	949	1,882	50.4%	60.5%	60.6%	58.1%
% of FP17s for the same patient ID Re-attending between 3 & 9 months - Adults	1,998	4,721	42.3%	52.1%	52.0%	50.6%
% of FP17s for Band 1 Urgent Courses	487	5,797	8.4%	9.9%	9.6%	9.1%
% of FP17s Relating to Free Repair or Replacements	66	5,797	1.1%	0.6%	0.7%	0.8%
% of FP17s Relating to Continuations	178	5,797	3.1%	1.1%	1.0%	1.1%
% of Patients satisfied with the dentistry they have received	7	9	N/A	92.2%	91.6%	91.4%
% of Patients satisfied with the time they had to wait for an appointment	9	9	N/A	87.8%	87.9%	87.7%

* This is based on patients treated on this contract for their most recent course of treatment. Figures in italics indicate the base number of FP17s or Patient Questionnaire responses are less than 100. N/A is shown where the base number of responses is less than 10 during the period. % is calculated as Quantity/Base number*100

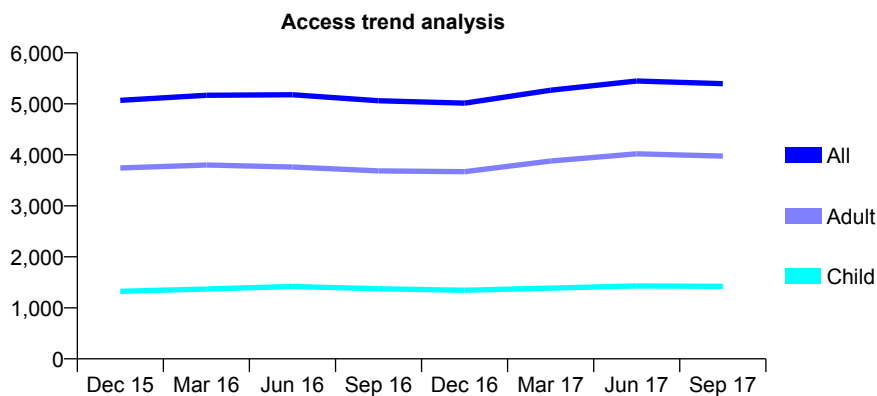
Q70 - Vital Signs At a Glance Contract Report for 139165/0001 - September 2017

Name or company name	Smile Dental Care Limited
Contract type name	GDS Contract
Purpose of contract	General
Contract start date	01/04/2009
Contract end date	

17/18 Contracted general activity (UDA)	14,950
Carry forward general activity (UDA)	0
17/18 Contracted orthodontic activity (UOA)	0
Carry forward orthodontic activity (UOA)	0
Baseline contract value	£395,799.23

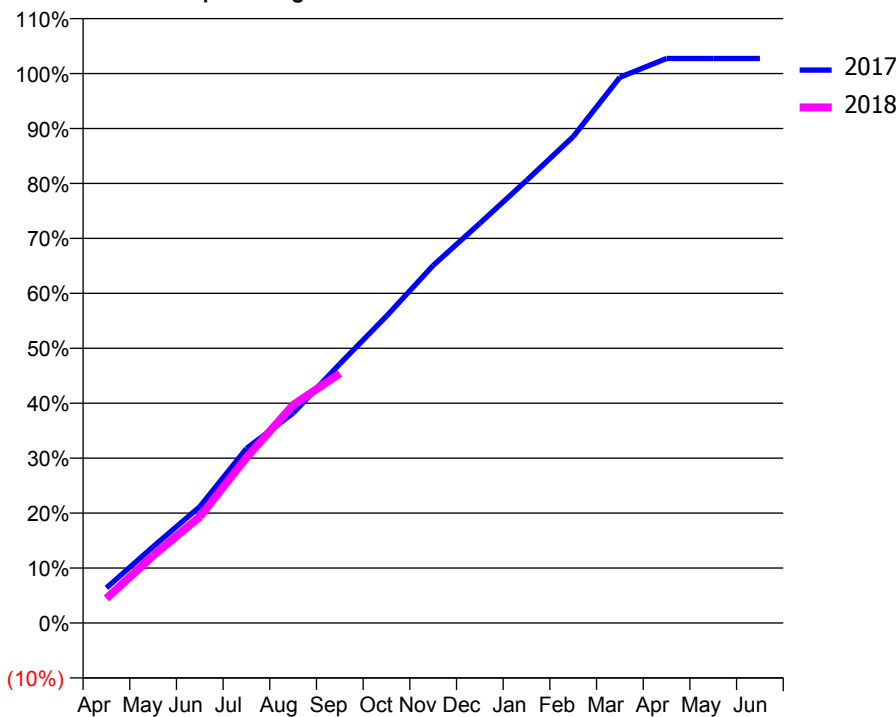
ACCESS*

Patients seen in 24 months	Total	Change since previous quarter
Quarter ending September 2016	5,059	
Quarter ending December 2016	5,014	→
Quarter ending March 2017	5,266	↑
Quarter ending June 2017	5,448	↑
Quarter ending September 2017	5,396	→
Variance since September 2016	6.7%	↑



ACTIVITY

Cumulative percentage of contracted UDA delivered 2017 & 2018



Adjusted Scheduled Activity (UDA)

Month	2017	2018
April	955	671
May	2,077	1,832
June	3,166	2,892
July	4,745	4,503
August	5,714	5,935
September	7,050	6,791
October	8,351	
November	9,727	
December	10,876	
January	12,040	
February	13,231	
March	14,848	
April	15,357	
May	15,358	
June	15,358	

QUALITY

	Quantity	Base Number	Contract	AT	Region	England
% of FP17s for the same patient ID Re-attending within 3 months - Children	102	1,258	8.1%	10.1%	11.4%	11.9%
% of FP17s for the same patient ID Re-attending within 3 months - Adults	484	3,325	14.6%	14.7%	15.7%	15.9%
% of FP17s for the same patient ID Re-attending between 3 & 9 months - Children	759	1,258	60.3%	60.5%	60.6%	58.1%
% of FP17s for the same patient ID Re-attending between 3 & 9 months - Adults	2,055	3,325	61.8%	52.1%	52.0%	50.6%
% of FP17s for Band 1 Urgent Courses	395	4,268	9.3%	9.9%	9.6%	9.1%
% of FP17s Relating to Free Repair or Replacements	37	4,268	0.9%	0.6%	0.7%	0.8%
% of FP17s Relating to Continuations	6	4,268	0.1%	1.1%	1.0%	1.1%
% of Patients satisfied with the dentistry they have received	2	3	N/A	92.2%	91.6%	91.4%
% of Patients satisfied with the time they had to wait for an appointment	2	3	N/A	87.8%	87.9%	87.7%

* This is based on patients treated on this contract for their most recent course of treatment. Figures in italics indicate the base number of FP17s or Patient Questionnaire responses are less than 100. N/A is shown where the base number of responses is less than 10 during the period. % is calculated as Quantity/Base number*100

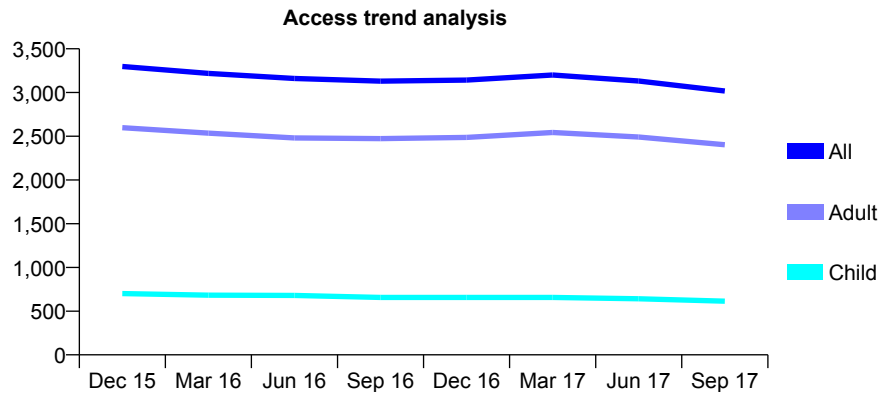
Q70 - Vital Signs At a Glance Contract Report for 139181/0003 - September 2017

Name or company name	Bassett Dental Practice Ltd
Contract type name	GDS Contract
Purpose of contract	General
Contract start date	01/04/2010
Contract end date	

17/18 Contracted general activity (UDA)	10,973
Carry forward general activity (UDA)	0
17/18 Contracted orthodontic activity (UOA)	0
Carry forward orthodontic activity (UOA)	0
Baseline contract value	£261,020.55

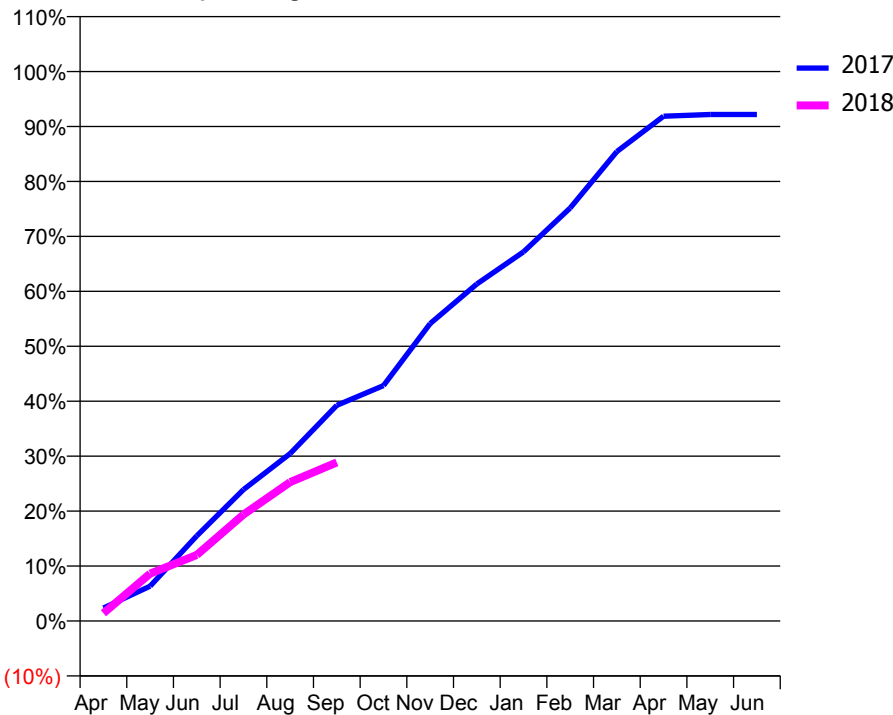
ACCESS*

Patients seen in 24 months	Total	Change since previous quarter
Quarter ending September 2016	3,130	
Quarter ending December 2016	3,143	→
Quarter ending March 2017	3,200	→
Quarter ending June 2017	3,132	↓
Quarter ending September 2017	3,017	↓
Variance since September 2016	(3.6%)	↓



ACTIVITY

Cumulative percentage of contracted UDA delivered 2017 & 2018



Month	Adjusted Scheduled Activity (UDA)	
	2017	2018
April	259	156
May	698	947
June	1,700	1,319
July	2,623	2,126
August	3,342	2,774
September	4,306	3,168
October	4,701	
November	5,938	
December	6,731	
January	7,373	
February	8,247	
March	9,375	
April	10,080	
May	10,114	
June	10,115	

QUALITY

	Quantity	Base Number	Contract	AT	Region	England
% of FP17s for the same patient ID Re-attending within 3 months - Children	31	416	7.5%	10.1%	11.4%	11.9%
% of FP17s for the same patient ID Re-attending within 3 months - Adults	270	1,588	17.0%	14.7%	15.7%	15.9%
% of FP17s for the same patient ID Re-attending between 3 & 9 months - Children	250	416	60.1%	60.5%	60.6%	58.1%
% of FP17s for the same patient ID Re-attending between 3 & 9 months - Adults	959	1,588	60.4%	52.1%	52.0%	50.6%
% of FP17s for Band 1 Urgent Courses	109	1,689	6.5%	9.9%	9.6%	9.1%
% of FP17s Relating to Free Repair or Replacements	18	1,689	1.1%	0.6%	0.7%	0.8%
% of FP17s Relating to Continuations	52	1,689	3.1%	1.1%	1.0%	1.1%
% of Patients satisfied with the dentistry they have received	2	3	N/A	92.2%	91.6%	91.4%
% of Patients satisfied with the time they had to wait for an appointment	3	3	N/A	87.8%	87.9%	87.7%

* This is based on patients treated on this contract for their most recent course of treatment. Figures in italics indicate the base number of FP17s or Patient Questionnaire responses are less than 100. N/A is shown where the base number of responses is less than 10 during the period. % is calculated as Quantity/Base number*100

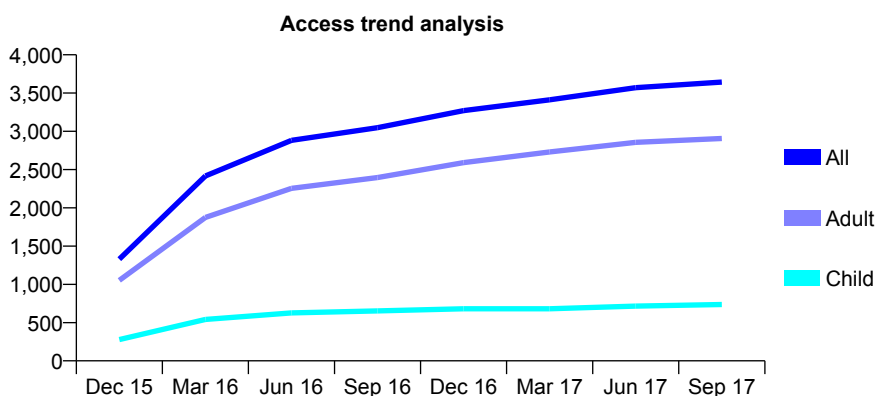
Q70 - Vital Signs At a Glance Contract Report for 139661/0001 - September 2017

Name or company name	Swapnil Krishnarao Shinde
Contract type name	GDS Contract
Purpose of contract	General
Contract start date	01/09/2015
Contract end date	

17/18 Contracted general activity (UDA)	9,544
Carry forward general activity (UDA)	0
17/18 Contracted orthodontic activity (UOA)	0
Carry forward orthodontic activity (UOA)	0
Baseline contract value	£217,203.95

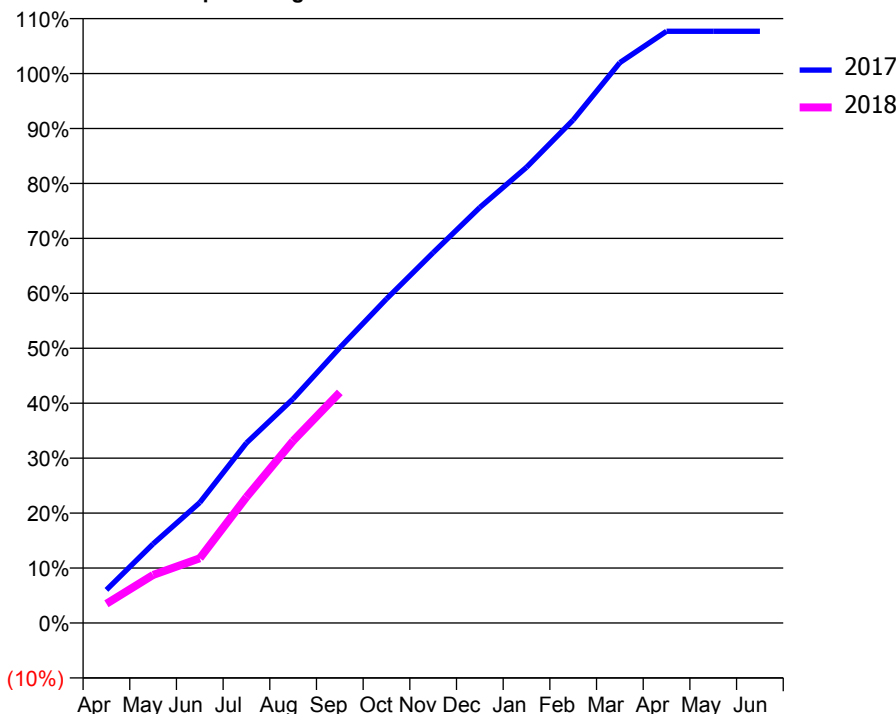
ACCESS*

Patients seen in 24 months	Total	Change since previous quarter
Quarter ending September 2016	3,047	
Quarter ending December 2016	3,271	↑
Quarter ending March 2017	3,412	↑
Quarter ending June 2017	3,571	↑
Quarter ending September 2017	3,643	↑
Variance since September 2016	19.6%	↑



ACTIVITY

Cumulative percentage of contracted UDA delivered 2017 & 2018



Month	Adjusted Scheduled Activity (UDA)	
	2017	2018
April	575	335
May	1,375	835
June	2,094	1,125
July	3,127	2,188
August	3,895	3,166
September	4,781	4,006
October	5,629	
November	6,433	
December	7,218	
January	7,916	
February	8,738	
March	9,732	
April	10,278	
May	10,277	
June	10,277	

QUALITY

	Quantity	Base Number	Contract	AT	Region	England
% of FP17s for the same patient ID Re-attending within 3 months - Children	30	590	5.1%	10.1%	11.4%	11.9%
% of FP17s for the same patient ID Re-attending within 3 months - Adults	300	2,269	13.2%	14.7%	15.7%	15.9%
% of FP17s for the same patient ID Re-attending between 3 & 9 months - Children	345	590	58.5%	60.5%	60.6%	58.1%
% of FP17s for the same patient ID Re-attending between 3 & 9 months - Adults	1,487	2,269	65.5%	52.1%	52.0%	50.6%
% of FP17s for Band 1 Urgent Courses	116	2,194	5.3%	9.9%	9.6%	9.1%
% of FP17s Relating to Free Repair or Replacements	8	2,194	0.4%	0.6%	0.7%	0.8%
% of FP17s Relating to Continuations	4	2,194	0.2%	1.1%	1.0%	1.1%
% of Patients satisfied with the dentistry they have received	4	4	N/A	92.2%	91.6%	91.4%
% of Patients satisfied with the time they had to wait for an appointment	3	4	N/A	87.8%	87.9%	87.7%

* This is based on patients treated on this contract for their most recent course of treatment. Figures in italics indicate the base number of FP17s or Patient Questionnaire responses are less than 100. N/A is shown where the base number of responses is less than 10 during the period. % is calculated as Quantity/Base number*100

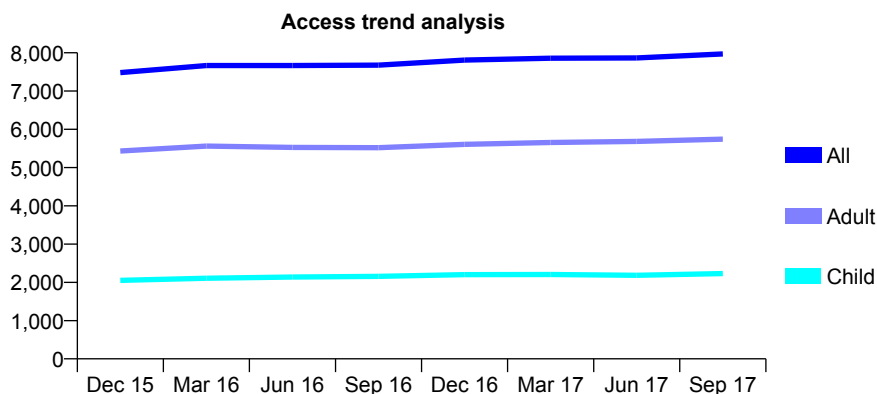
Q70 - Vital Signs At a Glance Contract Report for 141003/0001 - September 2017

Name or company name	Rensburg Pty Limited
Contract type name	GDS Contract
Purpose of contract	General
Contract start date	01/11/2010
Contract end date	

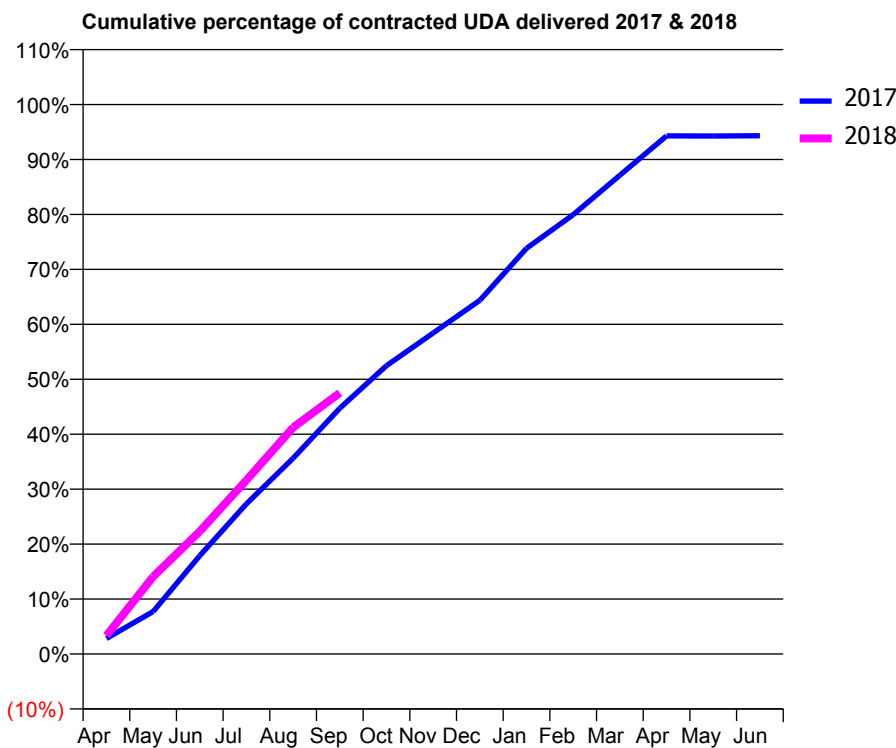
17/18 Contracted general activity (UDA)	18,000
Carry forward general activity (UDA)	0
17/18 Contracted orthodontic activity (UOA)	0
Carry forward orthodontic activity (UOA)	0
Baseline contract value	£430,624.62

ACCESS*

Patients seen in 24 months	Total	Change since previous quarter
Quarter ending September 2016	7,676	
Quarter ending December 2016	7,809	→
Quarter ending March 2017	7,860	→
Quarter ending June 2017	7,867	→
Quarter ending September 2017	7,970	→
Variance since September 2016	3.8%	↑



ACTIVITY



Month	Adjusted Scheduled Activity (UDA)	
	2017	2018
April	509	604
May	1,392	2,538
June	3,223	4,022
July	4,920	5,697
August	6,416	7,425
September	8,053	8,555
October	9,446	
November	10,518	
December	11,587	
January	13,290	
February	14,391	
March	15,682	
April	16,972	
May	16,969	
June	16,976	

QUALITY

	Quantity	Base Number	Contract	AT	Region	England
% of FP17s for the same patient ID Re-attending within 3 months - Children	75	1,639	4.6%	10.1%	11.4%	11.9%
% of FP17s for the same patient ID Re-attending within 3 months - Adults	390	3,486	11.2%	14.7%	15.7%	15.9%
% of FP17s for the same patient ID Re-attending between 3 & 9 months - Children	890	1,639	54.3%	60.5%	60.6%	58.1%
% of FP17s for the same patient ID Re-attending between 3 & 9 months - Adults	1,401	3,486	40.2%	52.1%	52.0%	50.6%
% of FP17s for Band 1 Urgent Courses	372	4,469	8.3%	9.9%	9.6%	9.1%
% of FP17s Relating to Free Repair or Replacements	7	4,469	0.2%	0.6%	0.7%	0.8%
% of FP17s Relating to Continuations	8	4,469	0.2%	1.1%	1.0%	1.1%
% of Patients satisfied with the dentistry they have received	10	11	90.9%	92.2%	91.6%	91.4%
% of Patients satisfied with the time they had to wait for an appointment	11	11	100.0%	87.8%	87.9%	87.7%

* This is based on patients treated on this contract for their most recent course of treatment. Figures in italics indicate the base number of FP17s or Patient Questionnaire responses are less than 100. N/A is shown where the base number of responses is less than 10 during the period. % is calculated as Quantity/Base number*100

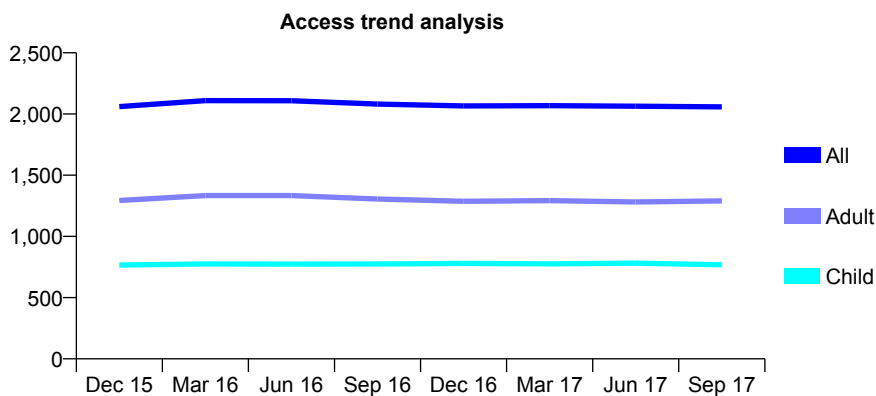
Q70 - Vital Signs At a Glance Contract Report for 144592/0001 - September 2017

Name or company name	Van Der Merwe
Contract type name	GDS Contract
Purpose of contract	General
Contract start date	01/04/2014
Contract end date	

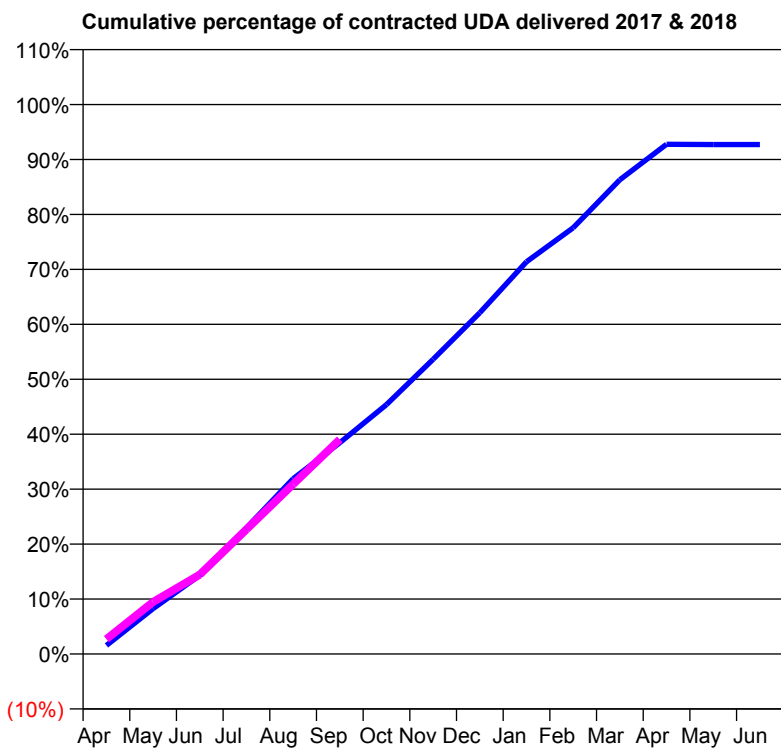
17/18 Contracted general activity (UDA)	6,197
Carry forward general activity (UDA)	0
17/18 Contracted orthodontic activity (UOA)	0
Carry forward orthodontic activity (UOA)	0
Baseline contract value	£138,627.83

ACCESS*

Patients seen in 24 months	Total	Change since previous quarter
Quarter ending September 2016	2,081	
Quarter ending December 2016	2,066	→
Quarter ending March 2017	2,068	→
Quarter ending June 2017	2,064	→
Quarter ending September 2017	2,058	→
Variance since September 2016	(1.1%)	↓



ACTIVITY



Month	Adjusted Scheduled Activity (UDA)	
	2017	2018
April	96	168
May	511	587
June	888	896
July	1,423	1,406
August	1,977	1,916
September	2,383	2,420
October	2,813	
November	3,325	
December	3,849	
January	4,423	
February	4,807	
March	5,348	
April	5,748	
May	5,745	
June	5,746	

QUALITY

	Quantity	Base Number	Contract	AT	Region	England
% of FP17s for the same patient ID Re-attending within 3 months - Children	30	657	4.6%	10.1%	11.4%	11.9%
% of FP17s for the same patient ID Re-attending within 3 months - Adults	99	933	10.6%	14.7%	15.7%	15.9%
% of FP17s for the same patient ID Re-attending between 3 & 9 months - Children	482	657	73.4%	60.5%	60.6%	58.1%
% of FP17s for the same patient ID Re-attending between 3 & 9 months - Adults	623	933	66.8%	52.1%	52.0%	50.6%
% of FP17s for Band 1 Urgent Courses	70	1,478	4.7%	9.9%	9.6%	9.1%
% of FP17s Relating to Free Repair or Replacements	7	1,478	0.5%	0.6%	0.7%	0.8%
% of FP17s Relating to Continuations	1	1,478	0.1%	1.1%	1.0%	1.1%
% of Patients satisfied with the dentistry they have received	0	0	N/A	92.2%	91.6%	91.4%
% of Patients satisfied with the time they had to wait for an appointment	0	0	N/A	87.8%	87.9%	87.7%

* This is based on patients treated on this contract for their most recent course of treatment. Figures in italics indicate the base number of FP17s or Patient Questionnaire responses are less than 100. N/A is shown where the base number of responses is less than 10 during the period. % is calculated as Quantity/Base number*100

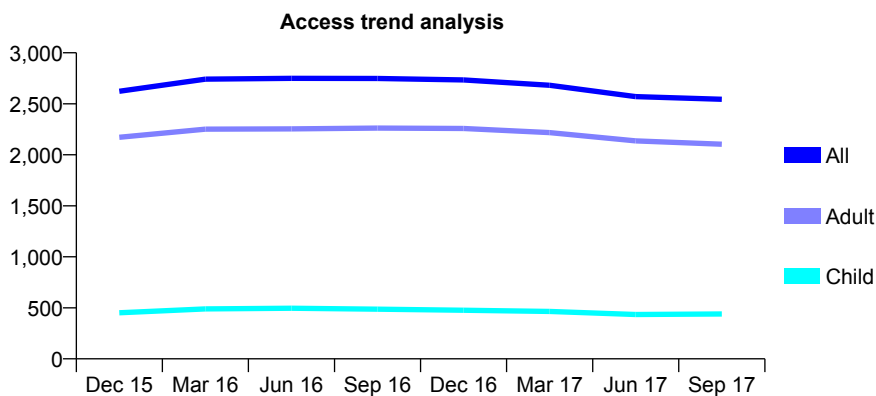
Q70 - Vital Signs At a Glance Contract Report for 145068/0001 - September 2017

Name or company name	Island Dental Care
Contract type name	GDS Contract
Purpose of contract	General
Contract start date	01/04/2015
Contract end date	

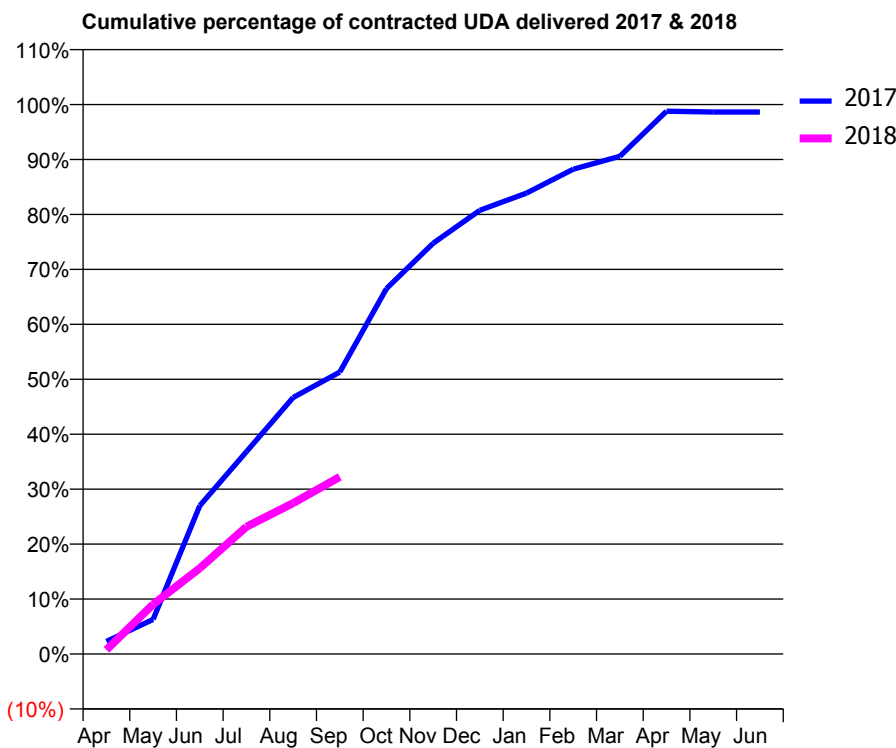
17/18 Contracted general activity (UDA)	10,138
Carry forward general activity (UDA)	138
17/18 Contracted orthodontic activity (UOA)	0
Carry forward orthodontic activity (UOA)	0
Baseline contract value	£228,189.37

ACCESS*

Patients seen in 24 months	Total	Change since previous quarter
Quarter ending September 2016	2,749	
Quarter ending December 2016	2,734	→
Quarter ending March 2017	2,682	↓
Quarter ending June 2017	2,571	↓
Quarter ending September 2017	2,544	↓
Variance since September 2016	(7.5%)	↓



ACTIVITY



Month	Adjusted Scheduled Activity (UDA)	
	2017	2018
April	232	77
May	640	917
June	2,737	1,583
July	3,734	2,347
August	4,733	2,784
September	5,202	3,268
October	6,743	
November	7,578	
December	8,186	
January	8,503	
February	8,945	
March	9,183	
April	10,013	
May	10,000	
June	10,000	

QUALITY

	Quantity	Base Number	Contract	AT	Region	England
% of FP17s for the same patient ID Re-attending within 3 months - Children	11	319	3.4%	10.1%	11.4%	11.9%
% of FP17s for the same patient ID Re-attending within 3 months - Adults	137	1,562	8.8%	14.7%	15.7%	15.9%
% of FP17s for the same patient ID Re-attending between 3 & 9 months - Children	201	319	63.0%	60.5%	60.6%	58.1%
% of FP17s for the same patient ID Re-attending between 3 & 9 months - Adults	1,027	1,562	65.7%	52.1%	52.0%	50.6%
% of FP17s for Band 1 Urgent Courses	53	1,527	3.5%	9.9%	9.6%	9.1%
% of FP17s Relating to Free Repair or Replacements	13	1,527	0.9%	0.6%	0.7%	0.8%
% of FP17s Relating to Continuations	7	1,527	0.5%	1.1%	1.0%	1.1%
% of Patients satisfied with the dentistry they have received	9	9	N/A	92.2%	91.6%	91.4%
% of Patients satisfied with the time they had to wait for an appointment	9	9	N/A	87.8%	87.9%	87.7%

* This is based on patients treated on this contract for their most recent course of treatment. Figures in italics indicate the base number of FP17s or Patient Questionnaire responses are less than 100. N/A is shown where the base number of responses is less than 10 during the period. % is calculated as Quantity/Base number*100

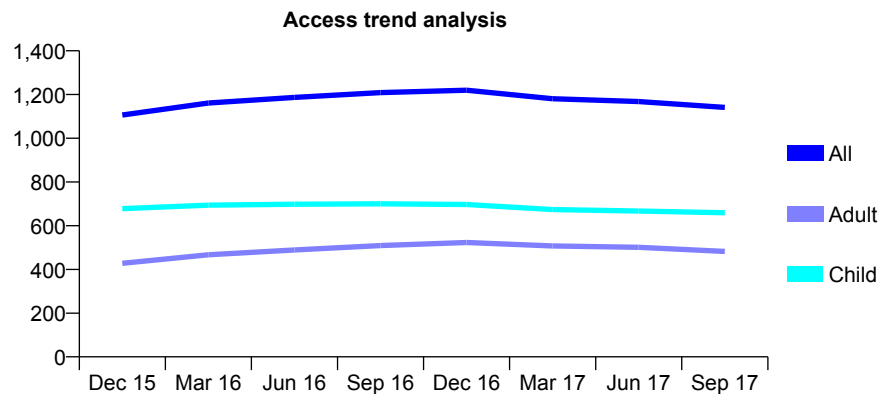
Q70 - Vital Signs At a Glance Contract Report for 145122/0001 - September 2017

Name or company name	Stubbington Avenue Dental Practice
Contract type name	GDS Contract
Purpose of contract	General
Contract start date	01/01/2015
Contract end date	

17/18 Contracted general activity (UDA)	2,990
Carry forward general activity (UDA)	0
17/18 Contracted orthodontic activity (UOA)	0
Carry forward orthodontic activity (UOA)	0
Baseline contract value	£67,086.58

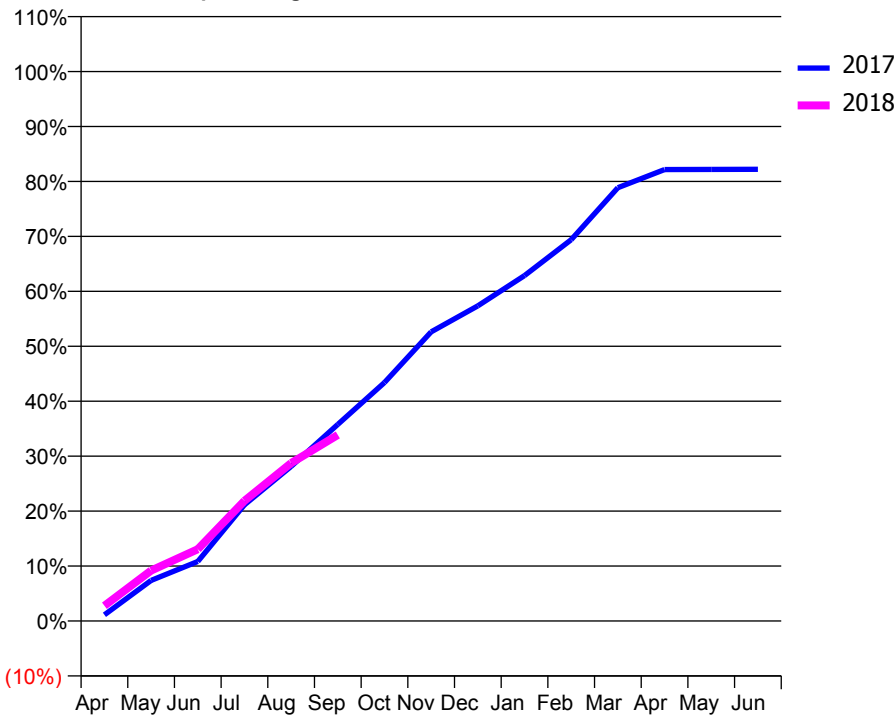
ACCESS*

Patients seen in 24 months	Total	Change since previous quarter
Quarter ending September 2016	1,209	
Quarter ending December 2016	1,220	→
Quarter ending March 2017	1,181	↓
Quarter ending June 2017	1,168	↓
Quarter ending September 2017	1,141	↓
Variance since September 2016	(5.6%)	↓



ACTIVITY

Cumulative percentage of contracted UDA delivered 2017 & 2018



Month	Adjusted Scheduled Activity (UDA)	
	2017	2018
April	34	83
May	221	275
June	324	390
July	632	654
August	842	860
September	1,070	1,012
October	1,298	
November	1,573	
December	1,715	
January	1,880	
February	2,075	
March	2,358	
April	2,456	
May	2,457	
June	2,458	

QUALITY

	Quantity	Base Number	Contract	AT	Region	England
% of FP17s for the same patient ID Re-attending within 3 months - Children	15	539	2.8%	10.1%	11.4%	11.9%
% of FP17s for the same patient ID Re-attending within 3 months - Adults	23	301	7.6%	14.7%	15.7%	15.9%
% of FP17s for the same patient ID Re-attending between 3 & 9 months - Children	424	539	78.7%	60.5%	60.6%	58.1%
% of FP17s for the same patient ID Re-attending between 3 & 9 months - Adults	212	301	70.4%	52.1%	52.0%	50.6%
% of FP17s for Band 1 Urgent Courses	21	766	2.7%	9.9%	9.6%	9.1%
% of FP17s Relating to Free Repair or Replacements	1	766	0.1%	0.6%	0.7%	0.8%
% of FP17s Relating to Continuations	0	766	0.0%	1.1%	1.0%	1.1%
% of Patients satisfied with the dentistry they have received	0	0	N/A	92.2%	91.6%	91.4%
% of Patients satisfied with the time they had to wait for an appointment	0	0	N/A	87.8%	87.9%	87.7%

* This is based on patients treated on this contract for their most recent course of treatment. Figures in italics indicate the base number of FP17s or Patient Questionnaire responses are less than 100. N/A is shown where the base number of responses is less than 10 during the period. % is calculated as Quantity/Base number*100

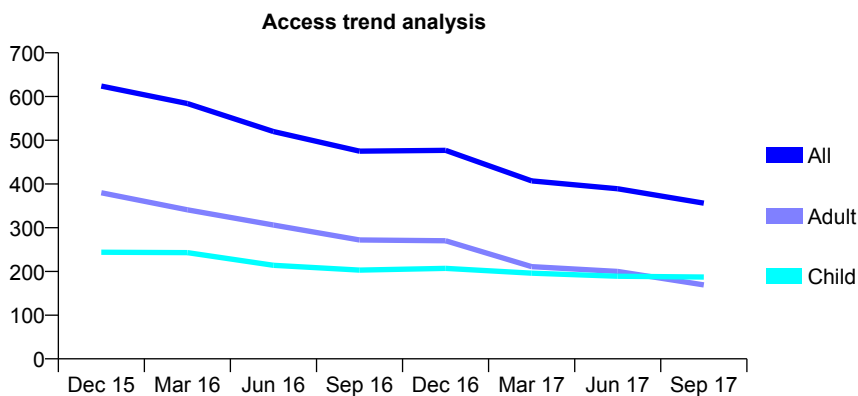
Q70 - Vital Signs At a Glance Contract Report for 145785/0001 - September 2017

Name or company name	The Anchorage Practice Limited
Contract type name	GDS Contract
Purpose of contract	General
Contract start date	01/09/2008
Contract end date	

17/18 Contracted general activity (UDA)	1,850
Carry forward general activity (UDA)	0
17/18 Contracted orthodontic activity (UOA)	0
Carry forward orthodontic activity (UOA)	0
Baseline contract value	£42,589.13

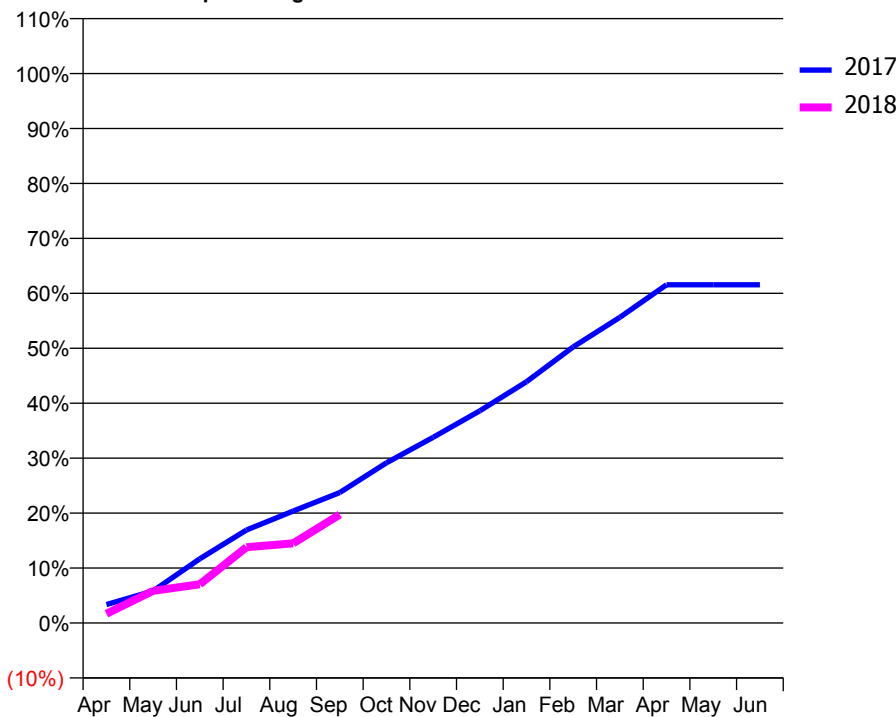
ACCESS*

Patients seen in 24 months	Total	Change since previous quarter
Quarter ending September 2016	475	
Quarter ending December 2016	477	→
Quarter ending March 2017	407	↓
Quarter ending June 2017	389	↓
Quarter ending September 2017	356	↓
Variance since September 2016	(25.1%)	↓



ACTIVITY

Cumulative percentage of contracted UDA delivered 2017 & 2018



Adjusted Scheduled Activity (UDA)

Month	2017	2018
April	62	31
May	108	108
June	216	130
July	313	255
August	377	268
September	439	365
October	539	
November	625	
December	714	
January	812	
February	929	
March	1,029	
April	1,139	
May	1,139	
June	1,139	

QUALITY

	Quantity	Base Number	Contract	AT	Region	England
% of FP17s for the same patient ID Re-attending within 3 months - Children	21	141	14.9%	10.1%	11.4%	11.9%
% of FP17s for the same patient ID Re-attending within 3 months - Adults	19	95	20.0%	14.7%	15.7%	15.9%
% of FP17s for the same patient ID Re-attending between 3 & 9 months - Children	79	141	56.0%	60.5%	60.6%	58.1%
% of FP17s for the same patient ID Re-attending between 3 & 9 months - Adults	54	95	56.8%	52.1%	52.0%	50.6%
% of FP17s for Band 1 Urgent Courses	1	197	0.5%	9.9%	9.6%	9.1%
% of FP17s Relating to Free Repair or Replacements	0	197	0.0%	0.6%	0.7%	0.8%
% of FP17s Relating to Continuations	0	197	0.0%	1.1%	1.0%	1.1%
% of Patients satisfied with the dentistry they have received	1	1	N/A	92.2%	91.6%	91.4%
% of Patients satisfied with the time they had to wait for an appointment	1	1	N/A	87.8%	87.9%	87.7%

* This is based on patients treated on this contract for their most recent course of treatment. Figures in italics indicate the base number of FP17s or Patient Questionnaire responses are less than 100. N/A is shown where the base number of responses is less than 10 during the period. % is calculated as Quantity/Base number*100

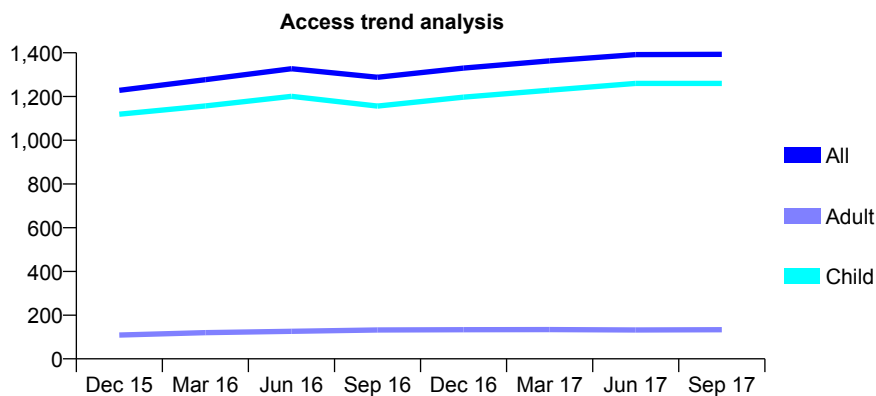
Q70 - Vital Signs At a Glance Contract Report for 146005/0001 - September 2017

Name or company name	Mr T F Visser
Contract type name	GDS Contract
Purpose of contract	General
Contract start date	02/06/2014
Contract end date	

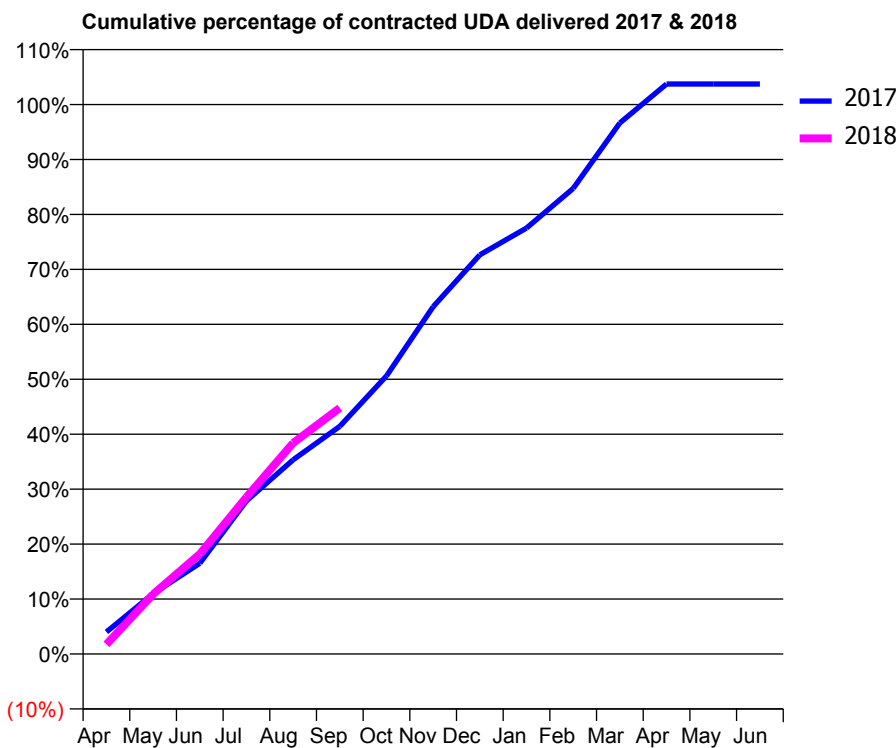
17/18 Contracted general activity (UDA)	2,910
Carry forward general activity (UDA)	0
17/18 Contracted orthodontic activity (UOA)	0
Carry forward orthodontic activity (UOA)	0
Baseline contract value	£63,632.69

ACCESS*

Patients seen in 24 months	Total	Change since previous quarter
Quarter ending September 2016	1,288	
Quarter ending December 2016	1,330	↑
Quarter ending March 2017	1,363	↑
Quarter ending June 2017	1,392	↑
Quarter ending September 2017	1,393	→
Variance since September 2016	8.2%	↑



ACTIVITY



Month	Adjusted Scheduled Activity (UDA)	
	2017	2018
April	117	51
May	319	317
June	481	530
July	811	831
August	1,028	1,118
September	1,206	1,303
October	1,473	
November	1,839	
December	2,114	
January	2,256	
February	2,466	
March	2,812	
April	3,018	
May	3,018	
June	3,018	

QUALITY

	Quantity	Base Number	Contract	AT	Region	England
% of FP17s for the same patient ID Re-attending within 3 months - Children	71	1,029	6.9%	10.1%	11.4%	11.9%
% of FP17s for the same patient ID Re-attending within 3 months - Adults	3	43	7.0%	14.7%	15.7%	15.9%
% of FP17s for the same patient ID Re-attending between 3 & 9 months - Children	677	1,029	65.8%	60.5%	60.6%	58.1%
% of FP17s for the same patient ID Re-attending between 3 & 9 months - Adults	33	43	76.7%	52.1%	52.0%	50.6%
% of FP17s for Band 1 Urgent Courses	37	954	3.9%	9.9%	9.6%	9.1%
% of FP17s Relating to Free Repair or Replacements	0	954	0.0%	0.6%	0.7%	0.8%
% of FP17s Relating to Continuations	7	954	0.7%	1.1%	1.0%	1.1%
% of Patients satisfied with the dentistry they have received	1	1	N/A	92.2%	91.6%	91.4%
% of Patients satisfied with the time they had to wait for an appointment	1	1	N/A	87.8%	87.9%	87.7%

* This is based on patients treated on this contract for their most recent course of treatment. Figures in italics indicate the base number of FP17s or Patient Questionnaire responses are less than 100. N/A is shown where the base number of responses is less than 10 during the period. % is calculated as Quantity/Base number*100

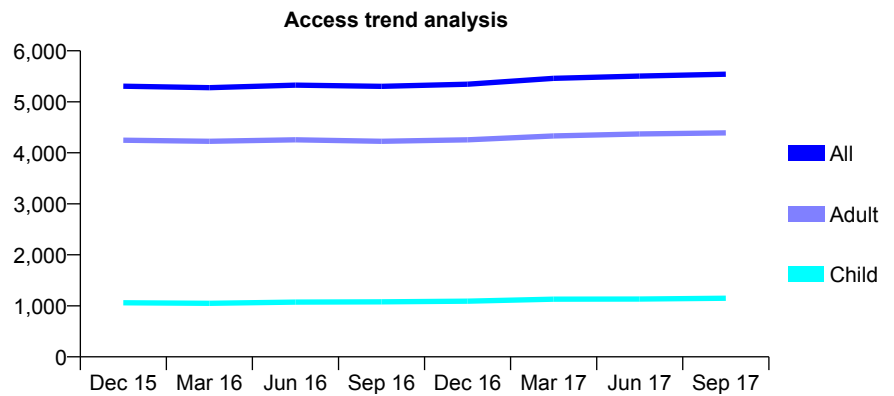
Q70 - Vital Signs At a Glance Contract Report for 146447/0001 - September 2017

Name or company name	Dentapol Ltd
Contract type name	GDS Contract
Purpose of contract	General
Contract start date	01/11/2006
Contract end date	

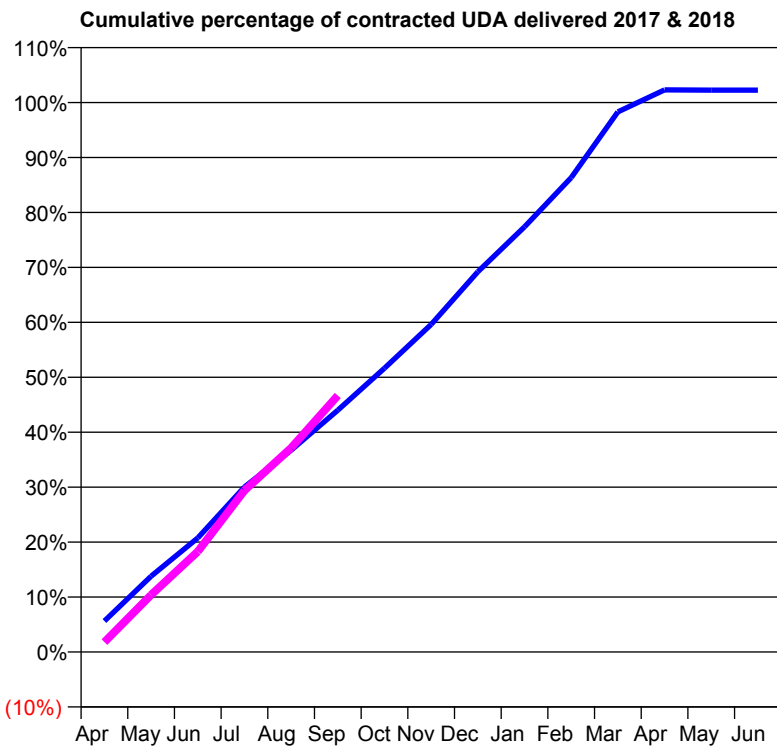
17/18 Contracted general activity (UDA)	16,000
Carry forward general activity (UDA)	0
17/18 Contracted orthodontic activity (UOA)	0
Carry forward orthodontic activity (UOA)	0
Baseline contract value	£460,090.80

ACCESS*

Patients seen in 24 months	Total	Change since previous quarter
Quarter ending September 2016	5,304	
Quarter ending December 2016	5,345	→
Quarter ending March 2017	5,461	↑
Quarter ending June 2017	5,504	→
Quarter ending September 2017	5,540	→
Variance since September 2016	4.4%	↑



ACTIVITY



Month	Adjusted Scheduled Activity (UDA)	
	2017	2018
April	901	290
May	2,208	1,665
June	3,320	2,924
July	4,805	4,702
August	5,875	5,944
September	7,041	7,467
October	8,263	
November	9,537	
December	11,072	
January	12,381	
February	13,811	
March	15,728	
April	16,367	
May	16,360	
June	16,361	

QUALITY

	Quantity	Base Number	Contract	AT	Region	England
% of FP17s for the same patient ID Re-attending within 3 months - Children	48	864	5.6%	10.1%	11.4%	11.9%
% of FP17s for the same patient ID Re-attending within 3 months - Adults	470	3,319	14.2%	14.7%	15.7%	15.9%
% of FP17s for the same patient ID Re-attending between 3 & 9 months - Children	596	864	69.0%	60.5%	60.6%	58.1%
% of FP17s for the same patient ID Re-attending between 3 & 9 months - Adults	1,983	3,319	59.7%	52.1%	52.0%	50.6%
% of FP17s for Band 1 Urgent Courses	361	3,899	9.3%	9.9%	9.6%	9.1%
% of FP17s Relating to Free Repair or Replacements	73	3,899	1.9%	0.6%	0.7%	0.8%
% of FP17s Relating to Continuations	25	3,899	0.6%	1.1%	1.0%	1.1%
% of Patients satisfied with the dentistry they have received	6	8	N/A	92.2%	91.6%	91.4%
% of Patients satisfied with the time they had to wait for an appointment	7	8	N/A	87.8%	87.9%	87.7%

* This is based on patients treated on this contract for their most recent course of treatment. Figures in italics indicate the base number of FP17s or Patient Questionnaire responses are less than 100. N/A is shown where the base number of responses is less than 10 during the period. % is calculated as Quantity/Base number*100

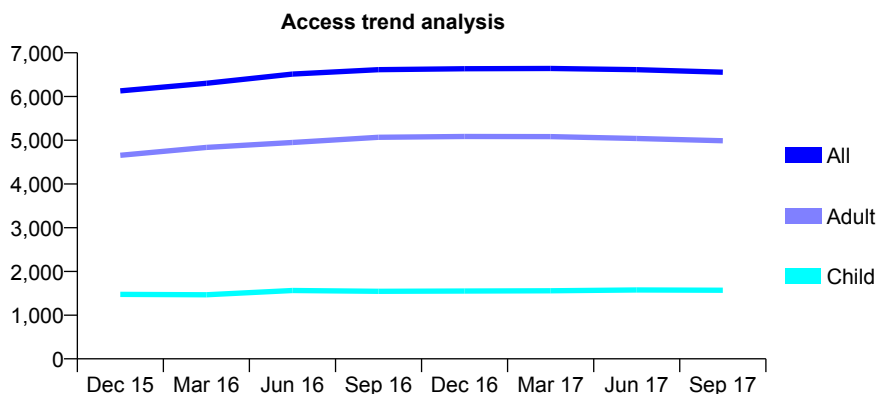
Q70 - Vital Signs At a Glance Contract Report for 146447/0002 - September 2017

Name or company name	Dentapol Ltd
Contract type name	GDS Contract
Purpose of contract	General
Contract start date	01/01/2007
Contract end date	

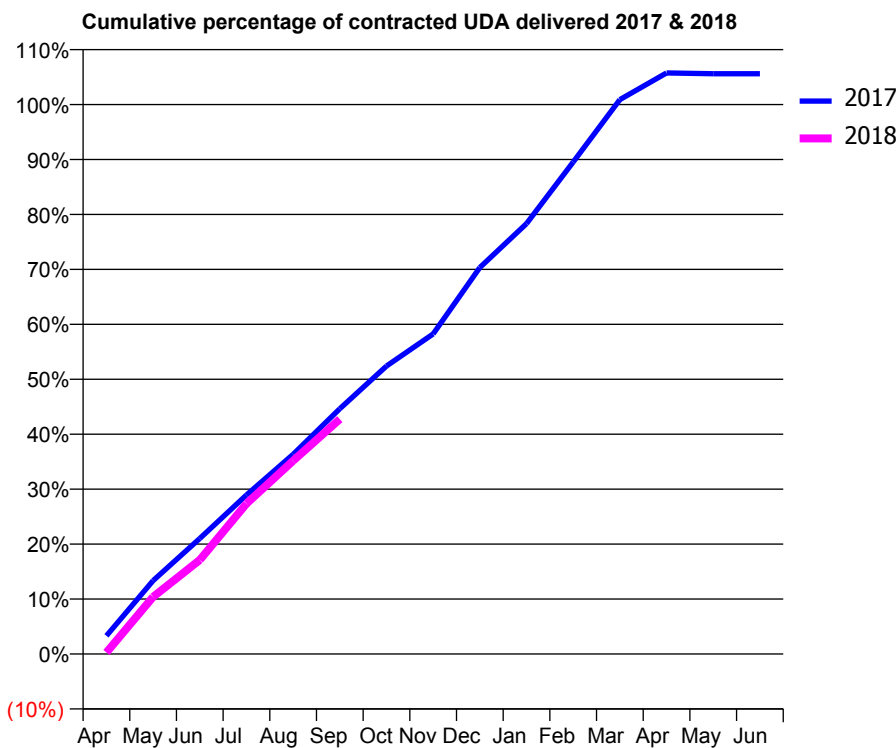
17/18 Contracted general activity (UDA)	24,000
Carry forward general activity (UDA)	0
17/18 Contracted orthodontic activity (UOA)	0
Carry forward orthodontic activity (UOA)	0
Baseline contract value	£589,976.02

ACCESS*

Patients seen in 24 months	Total	Change since previous quarter
Quarter ending September 2016	6,613	
Quarter ending December 2016	6,635	→
Quarter ending March 2017	6,641	→
Quarter ending June 2017	6,615	→
Quarter ending September 2017	6,555	→
Variance since September 2016	(0.9%)	→



ACTIVITY



Month	Adjusted Scheduled Activity (UDA)	
	2017	2018
April	795	69
May	3,207	2,495
June	5,046	4,106
July	6,944	6,565
August	8,721	8,442
September	10,715	10,258
October	12,577	
November	13,980	
December	16,883	
January	18,796	
February	21,488	
March	24,212	
April	25,376	
May	25,346	
June	25,346	

QUALITY

	Quantity	Base Number	Contract	AT	Region	England
% of FP17s for the same patient ID Re-attending within 3 months - Children	144	1,116	12.9%	10.1%	11.4%	11.9%
% of FP17s for the same patient ID Re-attending within 3 months - Adults	684	3,341	20.5%	14.7%	15.7%	15.9%
% of FP17s for the same patient ID Re-attending between 3 & 9 months - Children	630	1,116	56.5%	60.5%	60.6%	58.1%
% of FP17s for the same patient ID Re-attending between 3 & 9 months - Adults	1,716	3,341	51.4%	52.1%	52.0%	50.6%
% of FP17s for Band 1 Urgent Courses	669	4,081	16.4%	9.9%	9.6%	9.1%
% of FP17s Relating to Free Repair or Replacements	20	4,081	0.5%	0.6%	0.7%	0.8%
% of FP17s Relating to Continuations	27	4,081	0.7%	1.1%	1.0%	1.1%
% of Patients satisfied with the dentistry they have received	14	15	93.3%	92.2%	91.6%	91.4%
% of Patients satisfied with the time they had to wait for an appointment	13	15	86.7%	87.8%	87.9%	87.7%

* This is based on patients treated on this contract for their most recent course of treatment. Figures in italics indicate the base number of FP17s or Patient Questionnaire responses are less than 100. N/A is shown where the base number of responses is less than 10 during the period. % is calculated as Quantity/Base number*100

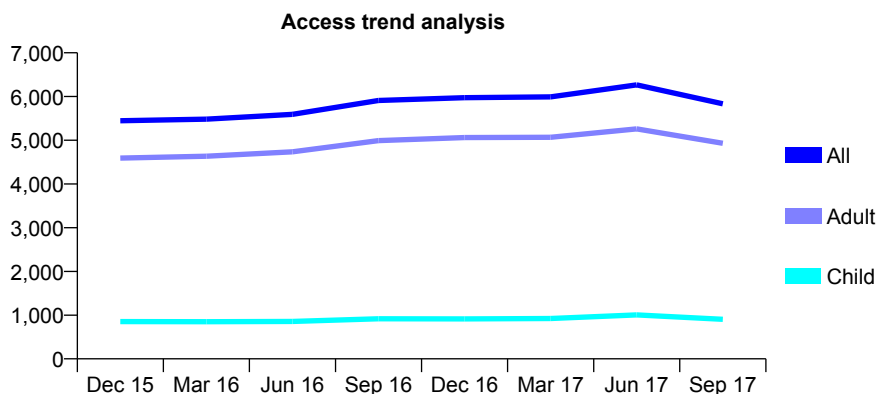
Q70 - Vital Signs At a Glance Contract Report for 146447/0003 - September 2017

Name or company name	Dentapol Ltd
Contract type name	GDS Contract
Purpose of contract	General
Contract start date	01/01/2007
Contract end date	

17/18 Contracted general activity (UDA)	19,806
Carry forward general activity (UDA)	29
17/18 Contracted orthodontic activity (UOA)	0
Carry forward orthodontic activity (UOA)	0
Baseline contract value	£540,876.33

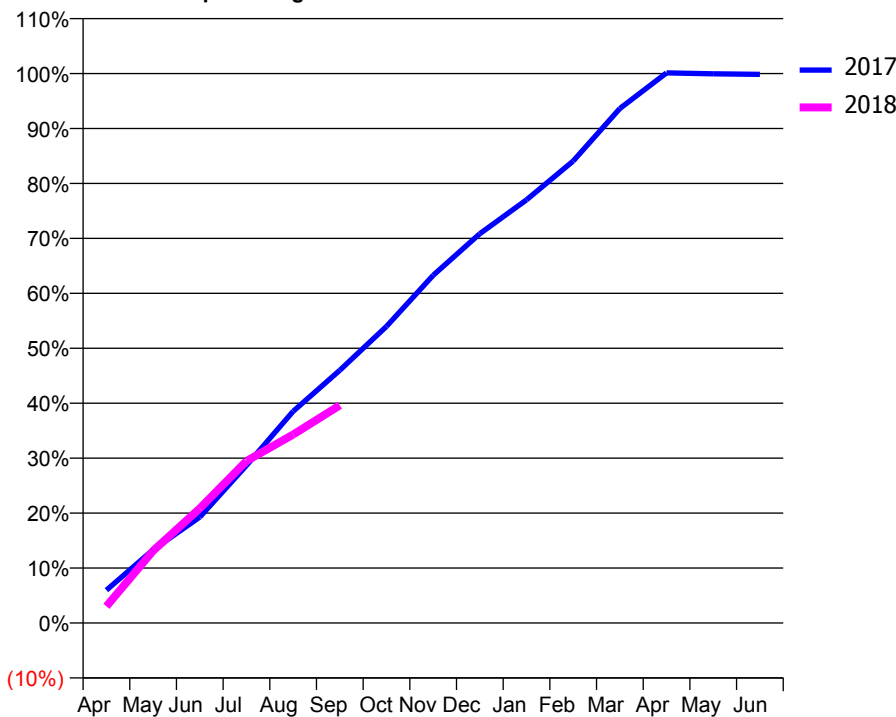
ACCESS*

Patients seen in 24 months	Total	Change since previous quarter
Quarter ending September 2016	5,911	
Quarter ending December 2016	5,974	→
Quarter ending March 2017	5,991	→
Quarter ending June 2017	6,266	↑
Quarter ending September 2017	5,833	↓
Variance since September 2016	(1.3%)	↓



ACTIVITY

Cumulative percentage of contracted UDA delivered 2017 & 2018



Month	Adjusted Scheduled Activity (UDA)	
	2017	2018
April	1,185	601
May	2,643	2,603
June	3,818	4,132
July	5,679	5,839
August	7,628	6,795
September	9,111	7,848
October	10,693	
November	12,532	
December	14,030	
January	15,255	
February	16,652	
March	18,547	
April	19,830	
May	19,796	
June	19,776	

QUALITY

	Quantity	Base Number	Contract	AT	Region	England
% of FP17s for the same patient ID Re-attending within 3 months - Children	41	735	5.6%	10.1%	11.4%	11.9%
% of FP17s for the same patient ID Re-attending within 3 months - Adults	392	3,849	10.2%	14.7%	15.7%	15.9%
% of FP17s for the same patient ID Re-attending between 3 & 9 months - Children	364	735	49.5%	60.5%	60.6%	58.1%
% of FP17s for the same patient ID Re-attending between 3 & 9 months - Adults	2,113	3,849	54.9%	52.1%	52.0%	50.6%
% of FP17s for Band 1 Urgent Courses	597	4,093	14.6%	9.9%	9.6%	9.1%
% of FP17s Relating to Free Repair or Replacements	21	4,093	0.5%	0.6%	0.7%	0.8%
% of FP17s Relating to Continuations	19	4,093	0.5%	1.1%	1.0%	1.1%
% of Patients satisfied with the dentistry they have received	6	6	N/A	92.2%	91.6%	91.4%
% of Patients satisfied with the time they had to wait for an appointment	5	6	N/A	87.8%	87.9%	87.7%

* This is based on patients treated on this contract for their most recent course of treatment. Figures in italics indicate the base number of FP17s or Patient Questionnaire responses are less than 100. N/A is shown where the base number of responses is less than 10 during the period. % is calculated as Quantity/Base number*100

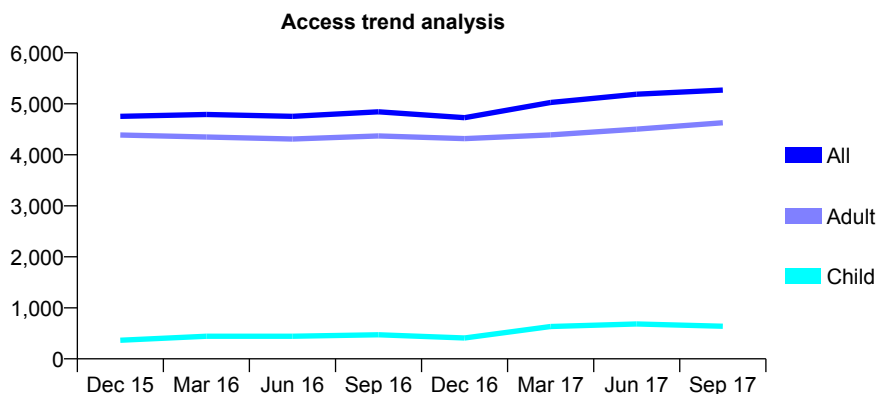
Q70 - Vital Signs At a Glance Contract Report for 146447/0004 - September 2017

Name or company name	Dentapol Ltd
Contract type name	GDS Contract
Purpose of contract	General
Contract start date	01/01/2007
Contract end date	

17/18 Contracted general activity (UDA)	18,910
Carry forward general activity (UDA)	0
17/18 Contracted orthodontic activity (UOA)	0
Carry forward orthodontic activity (UOA)	0
Baseline contract value	£536,769.21

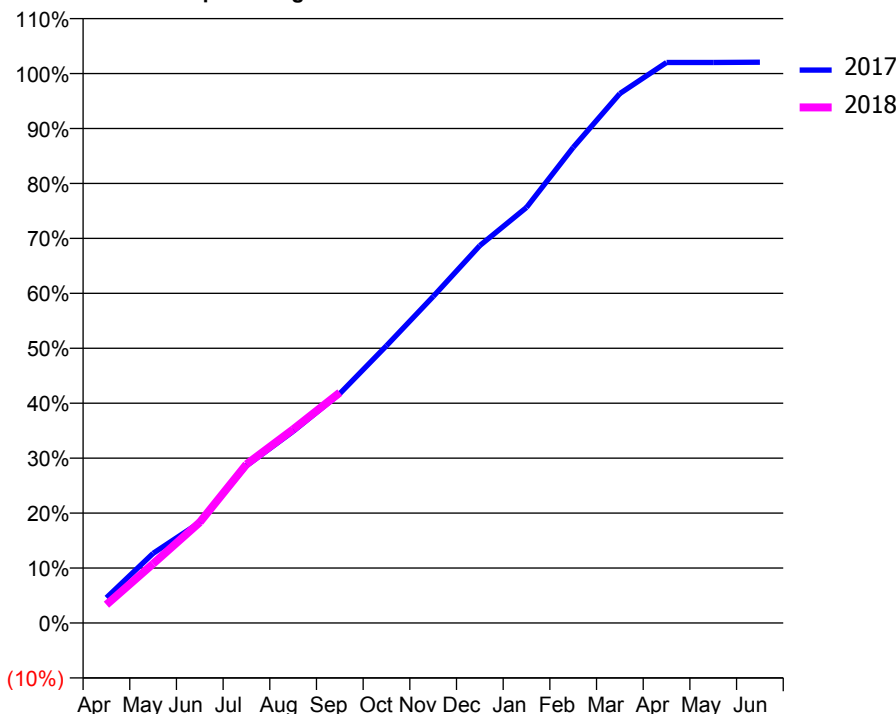
ACCESS*

Patients seen in 24 months	Total	Change since previous quarter
Quarter ending September 2016	4,843	
Quarter ending December 2016	4,728	↓
Quarter ending March 2017	5,027	↑
Quarter ending June 2017	5,188	↑
Quarter ending September 2017	5,268	→
Variance since September 2016	8.8%	↑



ACTIVITY

Cumulative percentage of contracted UDA delivered 2017 & 2018



Month	Adjusted Scheduled Activity (UDA)	
	2017	2018
April	870	629
May	2,399	2,039
June	3,464	3,468
July	5,412	5,463
August	6,599	6,665
September	7,896	7,932
October	9,541	
November	11,235	
December	12,990	
January	14,303	
February	16,368	
March	18,222	
April	19,290	
May	19,290	
June	19,297	

QUALITY

	Quantity	Base Number	Contract	AT	Region	England
% of FP17s for the same patient ID Re-attending within 3 months - Children	52	498	10.4%	10.1%	11.4%	11.9%
% of FP17s for the same patient ID Re-attending within 3 months - Adults	667	3,594	18.6%	14.7%	15.7%	15.9%
% of FP17s for the same patient ID Re-attending between 3 & 9 months - Children	154	498	30.9%	60.5%	60.6%	58.1%
% of FP17s for the same patient ID Re-attending between 3 & 9 months - Adults	1,727	3,594	48.1%	52.1%	52.0%	50.6%
% of FP17s for Band 1 Urgent Courses	507	3,640	13.9%	9.9%	9.6%	9.1%
% of FP17s Relating to Free Repair or Replacements	48	3,640	1.3%	0.6%	0.7%	0.8%
% of FP17s Relating to Continuations	49	3,640	1.3%	1.1%	1.0%	1.1%
% of Patients satisfied with the dentistry they have received	8	10	80.0%	92.2%	91.6%	91.4%
% of Patients satisfied with the time they had to wait for an appointment	9	10	90.0%	87.8%	87.9%	87.7%

* This is based on patients treated on this contract for their most recent course of treatment. Figures in italics indicate the base number of FP17s or Patient Questionnaire responses are less than 100. N/A is shown where the base number of responses is less than 10 during the period. % is calculated as Quantity/Base number*100

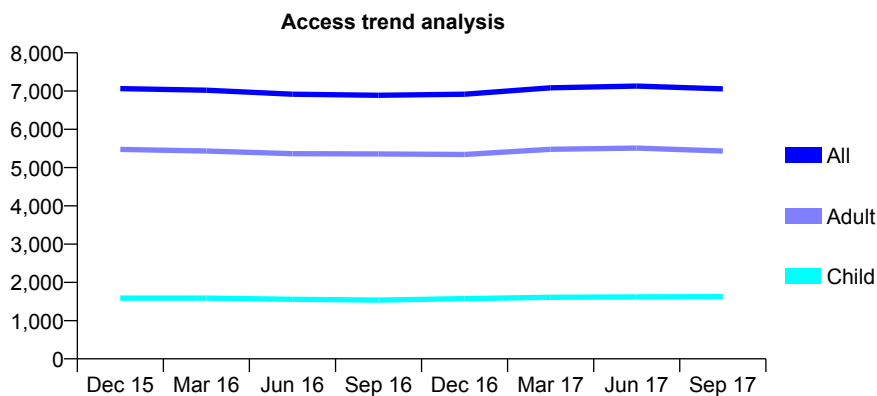
Q70 - Vital Signs At a Glance Contract Report for 146447/0005 - September 2017

Name or company name	Dentapol Ltd
Contract type name	GDS Contract
Purpose of contract	General
Contract start date	01/01/2009
Contract end date	

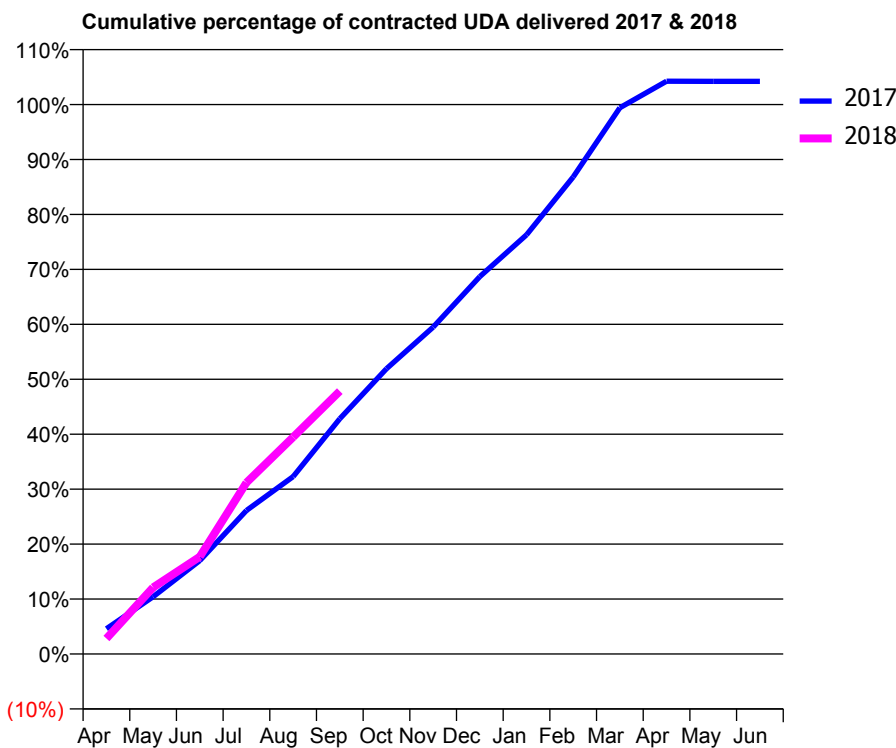
17/18 Contracted general activity (UDA)	21,000
Carry forward general activity (UDA)	0
17/18 Contracted orthodontic activity (UOA)	0
Carry forward orthodontic activity (UOA)	0
Baseline contract value	£456,537.78

ACCESS*

Patients seen in 24 months	Total	Change since previous quarter
Quarter ending September 2016	6,890	
Quarter ending December 2016	6,916	→
Quarter ending March 2017	7,085	↑
Quarter ending June 2017	7,130	→
Quarter ending September 2017	7,057	↓
Variance since September 2016	2.4%	↑



ACTIVITY



Month	Adjusted Scheduled Activity (UDA)	
	2017	2018
April	964	592
May	2,188	2,544
June	3,570	3,717
July	5,487	6,551
August	6,781	8,289
September	8,990	10,047
October	10,901	
November	12,491	
December	14,423	
January	16,021	
February	18,230	
March	20,874	
April	21,888	
May	21,886	
June	21,885	

QUALITY

	Quantity	Base Number	Contract	AT	Region	England
% of FP17s for the same patient ID Re-attending within 3 months - Children	63	1,243	5.1%	10.1%	11.4%	11.9%
% of FP17s for the same patient ID Re-attending within 3 months - Adults	493	4,030	12.2%	14.7%	15.7%	15.9%
% of FP17s for the same patient ID Re-attending between 3 & 9 months - Children	845	1,243	68.0%	60.5%	60.6%	58.1%
% of FP17s for the same patient ID Re-attending between 3 & 9 months - Adults	2,651	4,030	65.8%	52.1%	52.0%	50.6%
% of FP17s for Band 1 Urgent Courses	358	4,835	7.4%	9.9%	9.6%	9.1%
% of FP17s Relating to Free Repair or Replacements	67	4,835	1.4%	0.6%	0.7%	0.8%
% of FP17s Relating to Continuations	35	4,835	0.7%	1.1%	1.0%	1.1%
% of Patients satisfied with the dentistry they have received	11	12	91.7%	92.2%	91.6%	91.4%
% of Patients satisfied with the time they had to wait for an appointment	11	12	91.7%	87.8%	87.9%	87.7%

* This is based on patients treated on this contract for their most recent course of treatment. Figures in italics indicate the base number of FP17s or Patient Questionnaire responses are less than 100. N/A is shown where the base number of responses is less than 10 during the period. % is calculated as Quantity/Base number*100

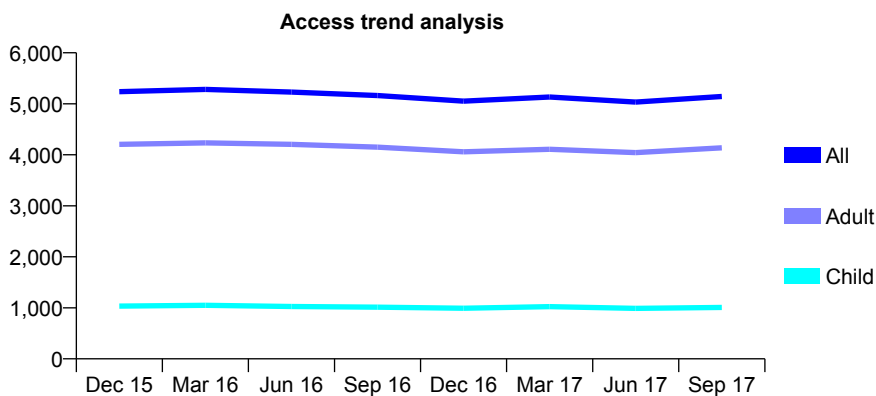
Q70 - Vital Signs At a Glance Contract Report for 146447/0006 - September 2017

Name or company name	Dentapol Ltd
Contract type name	PDS Plus Contract
Purpose of contract	General
Contract start date	01/12/2010
Contract end date	30/11/2020

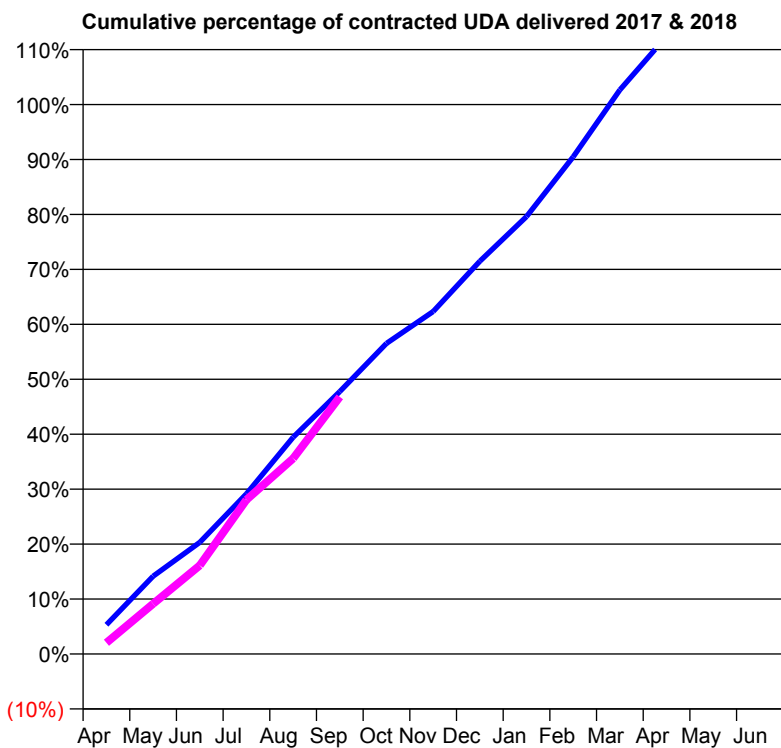
17/18 Contracted general activity (UDA)	13,000
Carry forward general activity (UDA)	0
17/18 Contracted orthodontic activity (UOA)	0
Carry forward orthodontic activity (UOA)	0
Baseline contract value	£217,788.37

ACCESS*

Patients seen in 24 months	Total	Change since previous quarter
Quarter ending September 2016	5,162	
Quarter ending December 2016	5,051	↓
Quarter ending March 2017	5,133	→
Quarter ending June 2017	5,033	↓
Quarter ending September 2017	5,143	↑
Variance since September 2016	(0.4%)	→



ACTIVITY



Adjusted Scheduled Activity (UDA)		
Month	2017	2018
April	693	267
May	1,841	1,189
June	2,641	2,098
July	3,790	3,648
August	5,129	4,627
September	6,209	6,083
October	7,349	
November	8,103	
December	9,291	
January	10,350	
February	11,763	
March	13,345	
April	14,612	
May	14,600	
June	14,674	

QUALITY

	Quantity	Base Number	Contract	AT	Region	England
% of FP17s for the same patient ID Re-attending within 3 months - Children	54	803	6.7%	10.1%	11.4%	11.9%
% of FP17s for the same patient ID Re-attending within 3 months - Adults	471	3,078	15.3%	14.7%	15.7%	15.9%
% of FP17s for the same patient ID Re-attending between 3 & 9 months - Children	484	803	60.3%	60.5%	60.6%	58.1%
% of FP17s for the same patient ID Re-attending between 3 & 9 months - Adults	1,434	3,078	46.6%	52.1%	52.0%	50.6%
% of FP17s for Band 1 Urgent Courses	323	3,182	10.2%	9.9%	9.6%	9.1%
% of FP17s Relating to Free Repair or Replacements	17	3,182	0.5%	0.6%	0.7%	0.8%
% of FP17s Relating to Continuations	29	3,182	0.9%	1.1%	1.0%	1.1%
% of Patients satisfied with the dentistry they have received	4	5	N/A	92.2%	91.6%	91.4%
% of Patients satisfied with the time they had to wait for an appointment	4	5	N/A	87.8%	87.9%	87.7%

* This is based on patients treated on this contract for their most recent course of treatment. Figures in italics indicate the base number of FP17s or Patient Questionnaire responses are less than 100. N/A is shown where the base number of responses is less than 10 during the period. % is calculated as Quantity/Base number*100

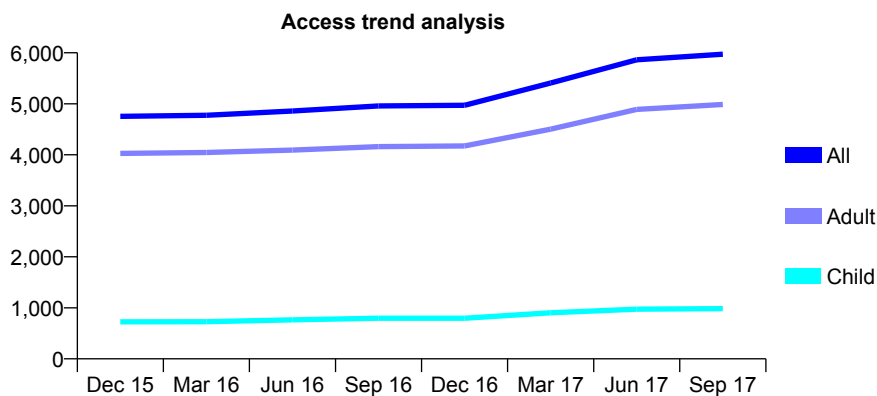
Q70 - Vital Signs At a Glance Contract Report for 146447/0007 - September 2017

Name or company name	Dentapol Ltd
Contract type name	PDS Plus Contract
Purpose of contract	General
Contract start date	01/12/2010
Contract end date	30/11/2020

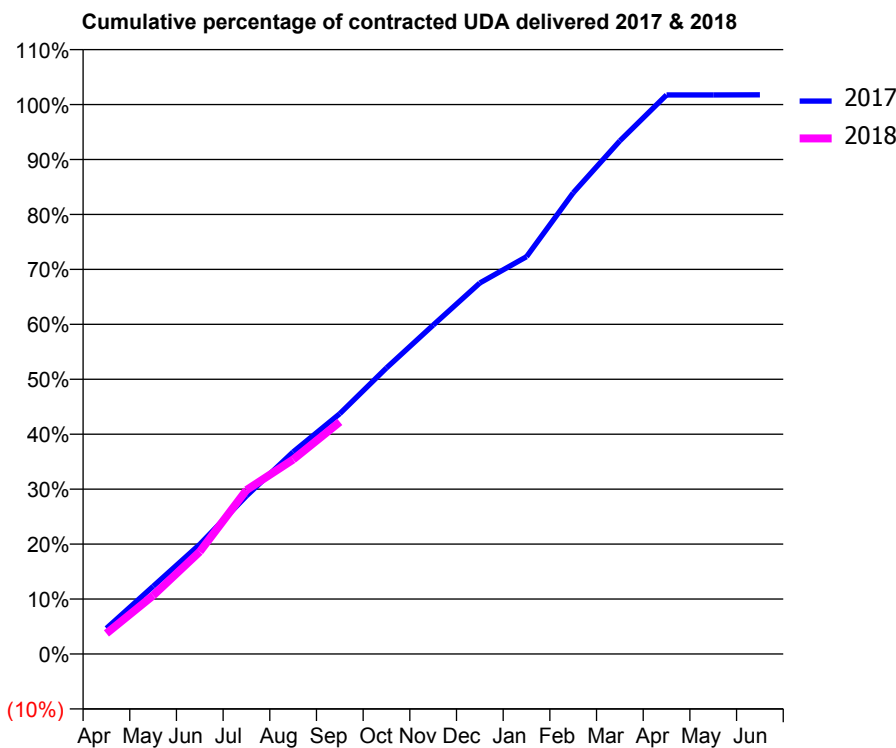
17/18 Contracted general activity (UDA)	16,400
Carry forward general activity (UDA)	0
17/18 Contracted orthodontic activity (UOA)	0
Carry forward orthodontic activity (UOA)	0
Baseline contract value	£276,540.79

ACCESS*

Patients seen in 24 months	Total	Change since previous quarter
Quarter ending September 2016	4,957	
Quarter ending December 2016	4,971	→
Quarter ending March 2017	5,408	↑
Quarter ending June 2017	5,864	↑
Quarter ending September 2017	5,972	→
Variance since September 2016	20.5%	↑



ACTIVITY



Month	Adjusted Scheduled Activity (UDA)	
	2017	2018
April	765	616
May	2,021	1,743
June	3,275	3,055
July	4,718	4,892
August	6,032	5,804
September	7,174	6,925
October	8,538	
November	9,815	
December	11,072	
January	11,859	
February	13,764	
March	15,314	
April	16,685	
May	16,687	
June	16,688	

QUALITY

	Quantity	Base Number	Contract	AT	Region	England
% of FP17s for the same patient ID Re-attending within 3 months - Children	42	716	5.9%	10.1%	11.4%	11.9%
% of FP17s for the same patient ID Re-attending within 3 months - Adults	434	3,506	12.4%	14.7%	15.7%	15.9%
% of FP17s for the same patient ID Re-attending between 3 & 9 months - Children	415	716	58.0%	60.5%	60.6%	58.1%
% of FP17s for the same patient ID Re-attending between 3 & 9 months - Adults	1,438	3,506	41.0%	52.1%	52.0%	50.6%
% of FP17s for Band 1 Urgent Courses	332	3,591	9.2%	9.9%	9.6%	9.1%
% of FP17s Relating to Free Repair or Replacements	22	3,591	0.6%	0.6%	0.7%	0.8%
% of FP17s Relating to Continuations	21	3,591	0.6%	1.1%	1.0%	1.1%
% of Patients satisfied with the dentistry they have received	14	15	93.3%	92.2%	91.6%	91.4%
% of Patients satisfied with the time they had to wait for an appointment	14	15	93.3%	87.8%	87.9%	87.7%

* This is based on patients treated on this contract for their most recent course of treatment. Figures in italics indicate the base number of FP17s or Patient Questionnaire responses are less than 100. N/A is shown where the base number of responses is less than 10 during the period. % is calculated as Quantity/Base number*100

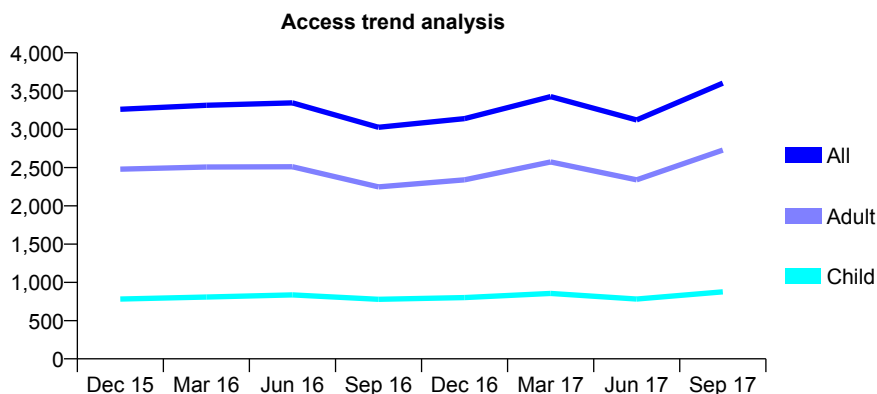
Q70 - Vital Signs At a Glance Contract Report for 146447/0008 - September 2017

Name or company name	Dentapol Ltd
Contract type name	PDS Plus Contract
Purpose of contract	General
Contract start date	01/02/2011
Contract end date	30/11/2020

17/18 Contracted general activity (UDA)	9,000
Carry forward general activity (UDA)	0
17/18 Contracted orthodontic activity (UOA)	0
Carry forward orthodontic activity (UOA)	0
Baseline contract value	£150,776.57

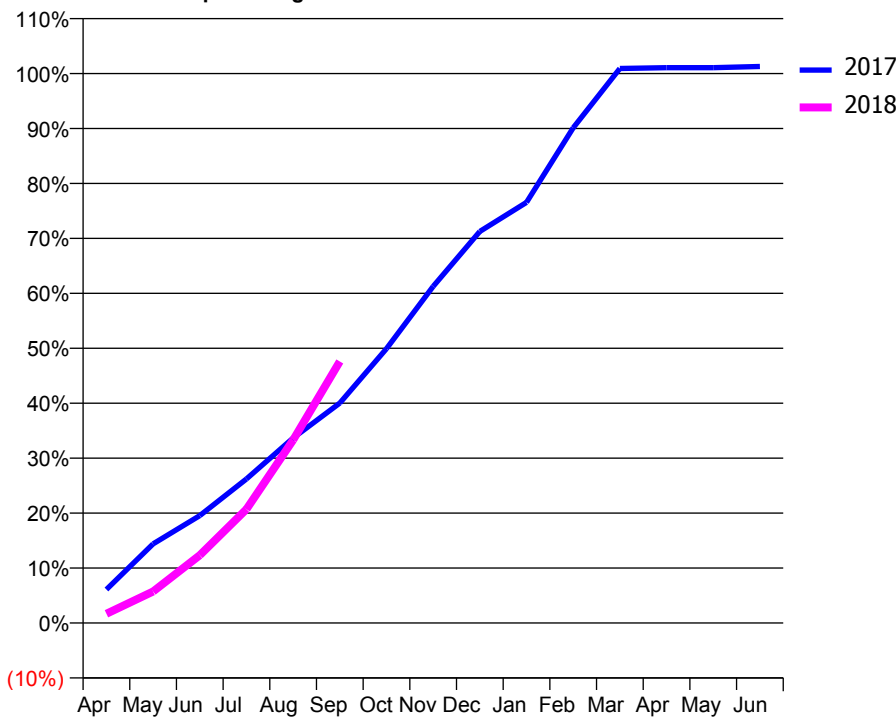
ACCESS*

Patients seen in 24 months	Total	Change since previous quarter
Quarter ending September 2016	3,026	
Quarter ending December 2016	3,140	↑
Quarter ending March 2017	3,428	↑
Quarter ending June 2017	3,122	↓
Quarter ending September 2017	3,604	↑
Variance since September 2016	19.1%	↑



ACTIVITY

Cumulative percentage of contracted UDA delivered 2017 & 2018



Month	Adjusted Scheduled Activity (UDA)	
	2017	2018
April	550	151
May	1,296	516
June	1,760	1,110
July	2,359	1,863
August	3,029	2,997
September	3,603	4,284
October	4,494	
November	5,513	
December	6,413	
January	6,890	
February	8,109	
March	9,083	
April	9,096	
May	9,095	
June	9,115	

QUALITY

	Quantity	Base Number	Contract	AT	Region	England
% of FP17s for the same patient ID Re-attending within 3 months - Children	10	625	1.6%	10.1%	11.4%	11.9%
% of FP17s for the same patient ID Re-attending within 3 months - Adults	69	1,823	3.8%	14.7%	15.7%	15.9%
% of FP17s for the same patient ID Re-attending between 3 & 9 months - Children	286	625	45.8%	60.5%	60.6%	58.1%
% of FP17s for the same patient ID Re-attending between 3 & 9 months - Adults	674	1,823	37.0%	52.1%	52.0%	50.6%
% of FP17s for Band 1 Urgent Courses	370	2,433	15.2%	9.9%	9.6%	9.1%
% of FP17s Relating to Free Repair or Replacements	22	2,433	0.9%	0.6%	0.7%	0.8%
% of FP17s Relating to Continuations	1	2,433	0.0%	1.1%	1.0%	1.1%
% of Patients satisfied with the dentistry they have received	11	15	73.3%	92.2%	91.6%	91.4%
% of Patients satisfied with the time they had to wait for an appointment	13	15	86.7%	87.8%	87.9%	87.7%

* This is based on patients treated on this contract for their most recent course of treatment. Figures in italics indicate the base number of FP17s or Patient Questionnaire responses are less than 100. N/A is shown where the base number of responses is less than 10 during the period. % is calculated as Quantity/Base number*100

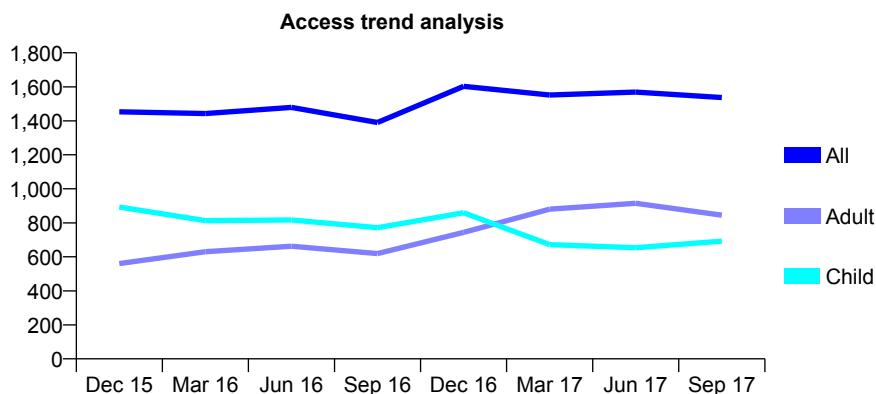
Q70 - Vital Signs At a Glance Contract Report for 146447/0009 - September 2017

Name or company name	Dentapol Ltd
Contract type name	PDS Plus Contract
Purpose of contract	General
Contract start date	01/02/2011
Contract end date	30/11/2020

17/18 Contracted general activity (UDA)	3,000
Carry forward general activity (UDA)	0
17/18 Contracted orthodontic activity (UOA)	0
Carry forward orthodontic activity (UOA)	0
Baseline contract value	£50,258.85

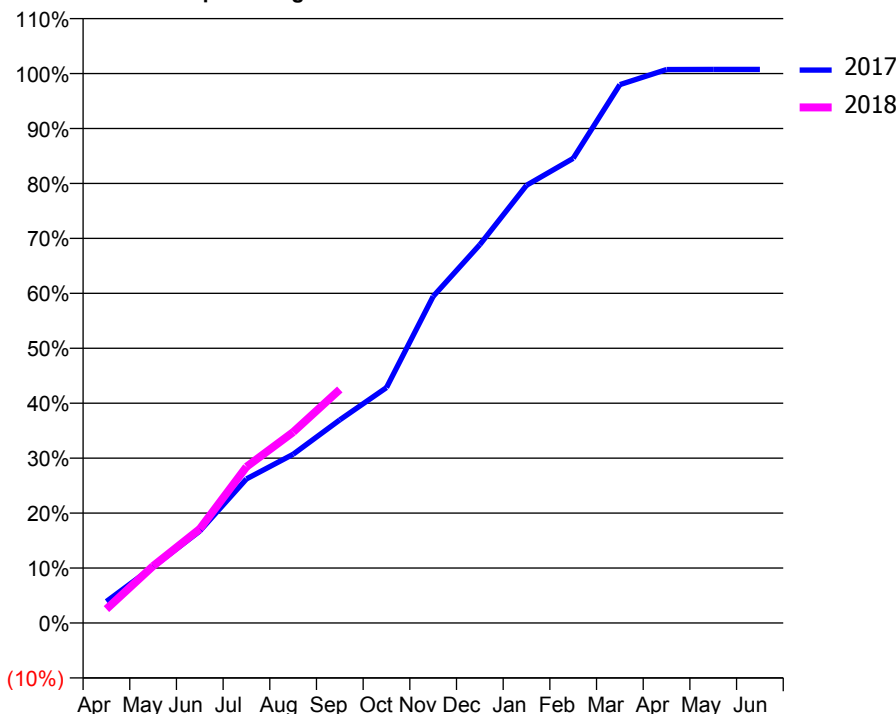
ACCESS*

Patients seen in 24 months	Total	Change since previous quarter
Quarter ending September 2016	1,390	
Quarter ending December 2016	1,603	↑
Quarter ending March 2017	1,552	↓
Quarter ending June 2017	1,569	→
Quarter ending September 2017	1,537	↓
Variance since September 2016	10.6%	↑



ACTIVITY

Cumulative percentage of contracted UDA delivered 2017 & 2018



Month	Adjusted Scheduled Activity (UDA)	
	2017	2018
April	117	76
May	307	311
June	502	513
July	787	853
August	921	1,042
September	1,109	1,275
October	1,286	
November	1,783	
December	2,066	
January	2,390	
February	2,537	
March	2,939	
April	3,021	
May	3,023	
June	3,023	

QUALITY

	Quantity	Base Number	Contract	AT	Region	England
% of FP17s for the same patient ID Re-attending within 3 months - Children	8	541	1.5%	10.1%	11.4%	11.9%
% of FP17s for the same patient ID Re-attending within 3 months - Adults	6	546	1.1%	14.7%	15.7%	15.9%
% of FP17s for the same patient ID Re-attending between 3 & 9 months - Children	260	541	48.1%	60.5%	60.6%	58.1%
% of FP17s for the same patient ID Re-attending between 3 & 9 months - Adults	96	546	17.6%	52.1%	52.0%	50.6%
% of FP17s for Band 1 Urgent Courses	37	1,044	3.5%	9.9%	9.6%	9.1%
% of FP17s Relating to Free Repair or Replacements	2	1,044	0.2%	0.6%	0.7%	0.8%
% of FP17s Relating to Continuations	3	1,044	0.3%	1.1%	1.0%	1.1%
% of Patients satisfied with the dentistry they have received	2	2	N/A	92.2%	91.6%	91.4%
% of Patients satisfied with the time they had to wait for an appointment	2	2	N/A	87.8%	87.9%	87.7%

* This is based on patients treated on this contract for their most recent course of treatment. Figures in italics indicate the base number of FP17s or Patient Questionnaire responses are less than 100. N/A is shown where the base number of responses is less than 10 during the period. % is calculated as Quantity/Base number*100

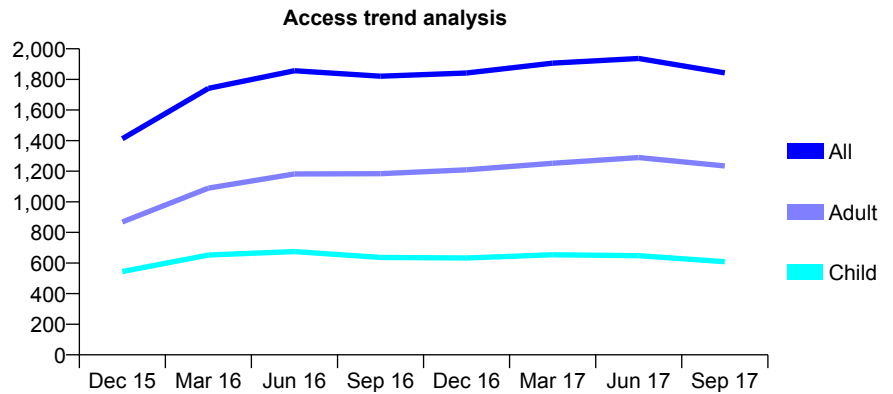
Q70 - Vital Signs At a Glance Contract Report for 147133/0001 - September 2017

Name or company name	Royal Terrace Dental Practice
Contract type name	GDS Contract
Purpose of contract	General
Contract start date	01/04/2015
Contract end date	

17/18 Contracted general activity (UDA)	2,883
Carry forward general activity (UDA)	0
17/18 Contracted orthodontic activity (UOA)	0
Carry forward orthodontic activity (UOA)	0
Baseline contract value	£67,894.36

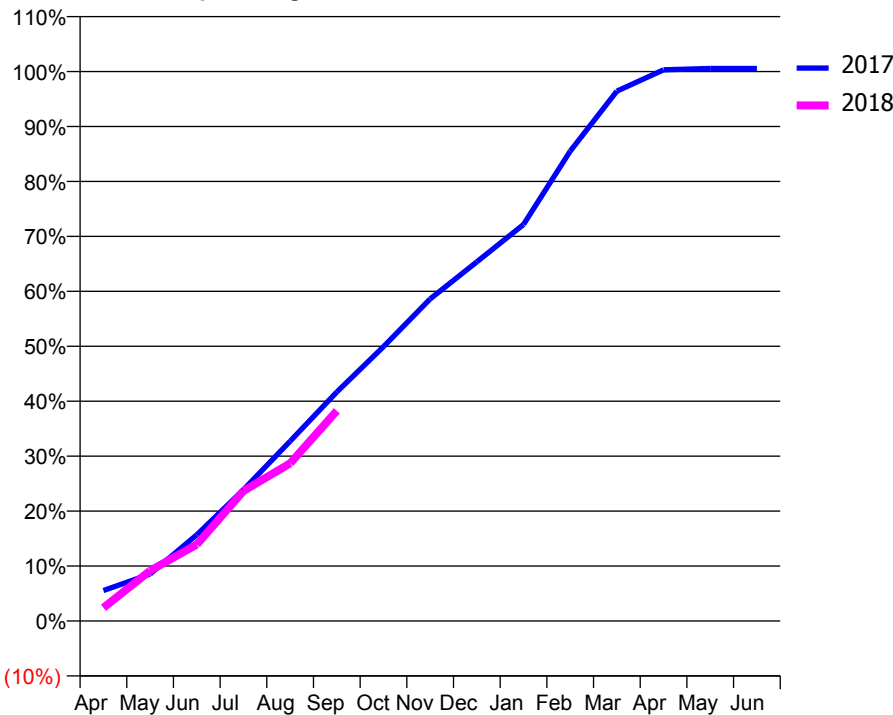
ACCESS*

Patients seen in 24 months	Total	Change since previous quarter
Quarter ending September 2016	1,821	
Quarter ending December 2016	1,842	→
Quarter ending March 2017	1,906	↑
Quarter ending June 2017	1,937	→
Quarter ending September 2017	1,843	↓
Variance since September 2016	1.2%	→



ACTIVITY

Cumulative percentage of contracted UDA delivered 2017 & 2018



Month	Adjusted Scheduled Activity (UDA)	
	2017	2018
April	160	69
May	246	264
June	453	401
July	689	683
August	943	828
September	1,202	1,103
October	1,440	
November	1,690	
December	1,885	
January	2,080	
February	2,465	
March	2,780	
April	2,892	
May	2,899	
June	2,899	

QUALITY

	Quantity	Base Number	Contract	AT	Region	England
% of FP17s for the same patient ID Re-attending within 3 months - Children	15	361	4.2%	10.1%	11.4%	11.9%
% of FP17s for the same patient ID Re-attending within 3 months - Adults	118	816	14.5%	14.7%	15.7%	15.9%
% of FP17s for the same patient ID Re-attending between 3 & 9 months - Children	122	361	33.8%	60.5%	60.6%	58.1%
% of FP17s for the same patient ID Re-attending between 3 & 9 months - Adults	229	816	28.1%	52.1%	52.0%	50.6%
% of FP17s for Band 1 Urgent Courses	38	594	6.4%	9.9%	9.6%	9.1%
% of FP17s Relating to Free Repair or Replacements	12	594	2.0%	0.6%	0.7%	0.8%
% of FP17s Relating to Continuations	4	594	0.7%	1.1%	1.0%	1.1%
% of Patients satisfied with the dentistry they have received	4	4	N/A	92.2%	91.6%	91.4%
% of Patients satisfied with the time they had to wait for an appointment	3	4	N/A	87.8%	87.9%	87.7%

* This is based on patients treated on this contract for their most recent course of treatment. Figures in italics indicate the base number of FP17s or Patient Questionnaire responses are less than 100. N/A is shown where the base number of responses is less than 10 during the period. % is calculated as Quantity/Base number*100

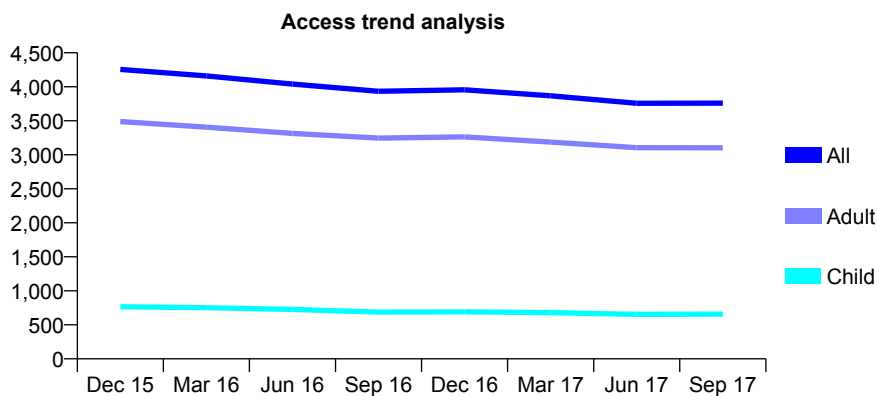
Q70 - Vital Signs At a Glance Contract Report for 147435/0001 - September 2017

Name or company name	Fieldream Ltd
Contract type name	GDS Contract
Purpose of contract	General
Contract start date	01/08/2007
Contract end date	

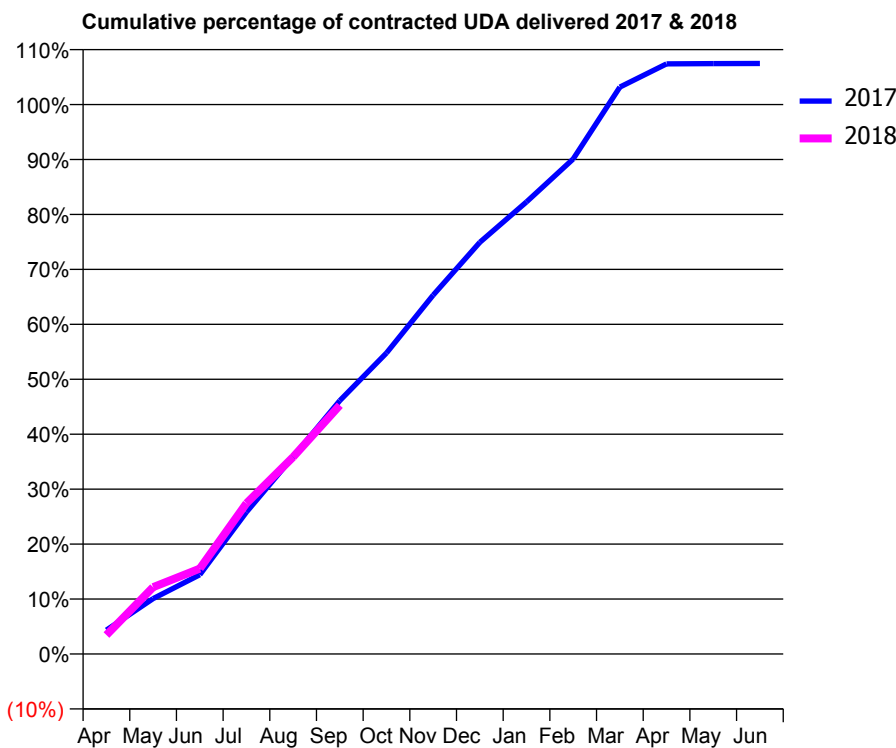
17/18 Contracted general activity (UDA)	13,238
Carry forward general activity (UDA)	0
17/18 Contracted orthodontic activity (UOA)	0
Carry forward orthodontic activity (UOA)	0
Baseline contract value	£291,859.01

ACCESS*

Patients seen in 24 months	Total	Change since previous quarter
Quarter ending September 2016	3,934	
Quarter ending December 2016	3,955	→
Quarter ending March 2017	3,867	↓
Quarter ending June 2017	3,758	↓
Quarter ending September 2017	3,760	→
Variance since September 2016	(4.4%)	↓



ACTIVITY



Month	Adjusted Scheduled Activity (UDA)	
	2017	2018
April	577	459
May	1,335	1,611
June	1,909	2,056
July	3,420	3,632
August	4,753	4,747
September	6,107	5,993
October	7,251	
November	8,645	
December	9,917	
January	10,893	
February	11,926	
March	13,659	
April	14,218	
May	14,222	
June	14,225	

QUALITY

	Quantity	Base Number	Contract	AT	Region	England
% of FP17s for the same patient ID Re-attending within 3 months - Children	35	542	6.5%	10.1%	11.4%	11.9%
% of FP17s for the same patient ID Re-attending within 3 months - Adults	344	2,284	15.1%	14.7%	15.7%	15.9%
% of FP17s for the same patient ID Re-attending between 3 & 9 months - Children	389	542	71.8%	60.5%	60.6%	58.1%
% of FP17s for the same patient ID Re-attending between 3 & 9 months - Adults	1,463	2,284	64.1%	52.1%	52.0%	50.6%
% of FP17s for Band 1 Urgent Courses	92	2,581	3.6%	9.9%	9.6%	9.1%
% of FP17s Relating to Free Repair or Replacements	11	2,581	0.4%	0.6%	0.7%	0.8%
% of FP17s Relating to Continuations	19	2,581	0.7%	1.1%	1.0%	1.1%
% of Patients satisfied with the dentistry they have received	19	20	95.0%	92.2%	91.6%	91.4%
% of Patients satisfied with the time they had to wait for an appointment	19	20	95.0%	87.8%	87.9%	87.7%

* This is based on patients treated on this contract for their most recent course of treatment. Figures in italics indicate the base number of FP17s or Patient Questionnaire responses are less than 100. N/A is shown where the base number of responses is less than 10 during the period. % is calculated as Quantity/Base number*100

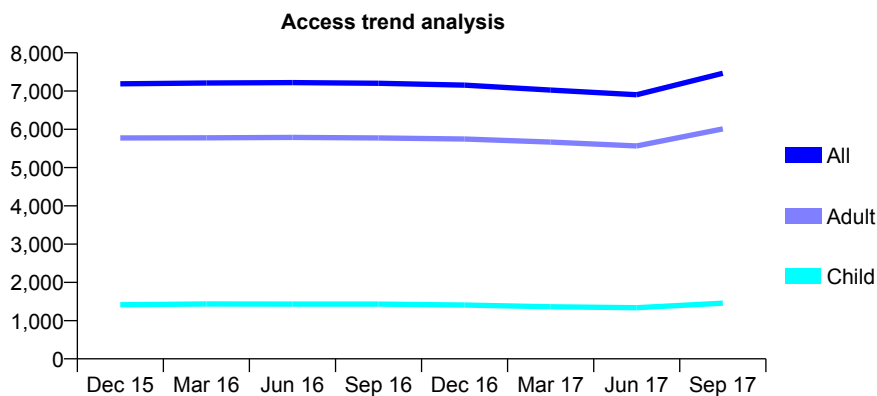
Q70 - Vital Signs At a Glance Contract Report for 149802/0001 - September 2017

Name or company name	Dental Care Centre
Contract type name	GDS Contract
Purpose of contract	General
Contract start date	01/11/2009
Contract end date	

17/18 Contracted general activity (UDA)	23,000
Carry forward general activity (UDA)	0
17/18 Contracted orthodontic activity (UOA)	0
Carry forward orthodontic activity (UOA)	0
Baseline contract value	£577,584.57

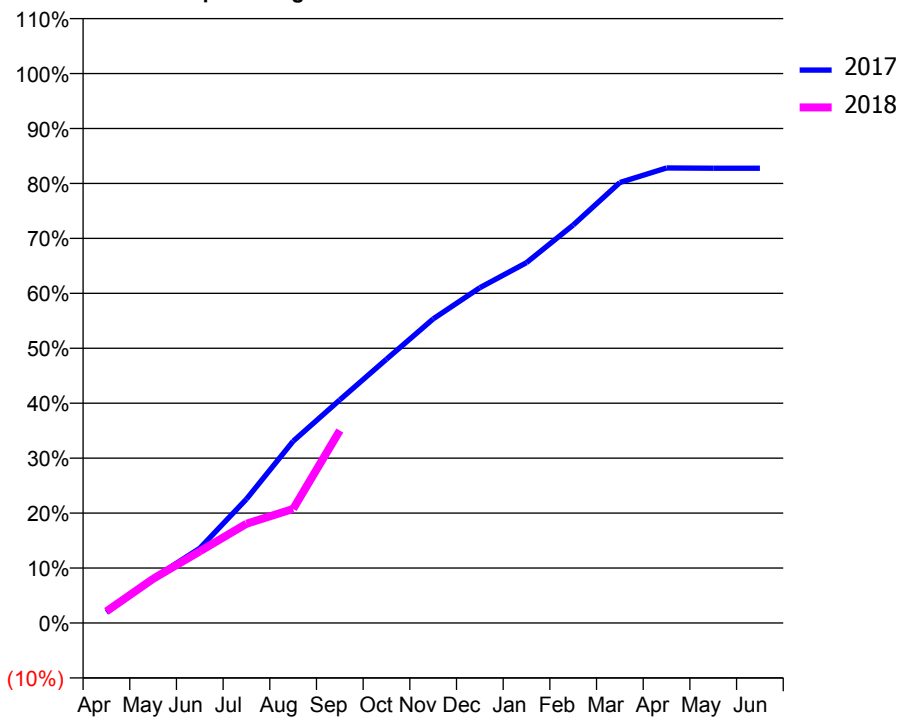
ACCESS*

Patients seen in 24 months	Total	Change since previous quarter
Quarter ending September 2016	7,203	
Quarter ending December 2016	7,153	→
Quarter ending March 2017	7,027	↓
Quarter ending June 2017	6,903	↓
Quarter ending September 2017	7,466	↑
Variance since September 2016	3.7%	↑



ACTIVITY

Cumulative percentage of contracted UDA delivered 2017 & 2018



Adjusted Scheduled Activity (UDA)

Month	2017	2018
April	445	487
May	1,850	1,849
June	3,093	3,001
July	5,131	4,157
August	7,530	4,774
September	9,238	8,059
October	10,925	
November	12,591	
December	13,882	
January	14,918	
February	16,479	
March	18,236	
April	18,841	
May	18,830	
June	18,831	

QUALITY

	Quantity	Base Number	Contract	AT	Region	England
% of FP17s for the same patient ID Re-attending within 3 months - Children	31	996	3.1%	10.1%	11.4%	11.9%
% of FP17s for the same patient ID Re-attending within 3 months - Adults	354	3,948	9.0%	14.7%	15.7%	15.9%
% of FP17s for the same patient ID Re-attending between 3 & 9 months - Children	573	996	57.5%	60.5%	60.6%	58.1%
% of FP17s for the same patient ID Re-attending between 3 & 9 months - Adults	2,136	3,948	54.1%	52.1%	52.0%	50.6%
% of FP17s for Band 1 Urgent Courses	269	4,542	5.9%	9.9%	9.6%	9.1%
% of FP17s Relating to Free Repair or Replacements	40	4,542	0.9%	0.6%	0.7%	0.8%
% of FP17s Relating to Continuations	14	4,542	0.3%	1.1%	1.0%	1.1%
% of Patients satisfied with the dentistry they have received	10	12	83.3%	92.2%	91.6%	91.4%
% of Patients satisfied with the time they had to wait for an appointment	9	12	75.0%	87.8%	87.9%	87.7%

* This is based on patients treated on this contract for their most recent course of treatment. Figures in italics indicate the base number of FP17s or Patient Questionnaire responses are less than 100. N/A is shown where the base number of responses is less than 10 during the period. % is calculated as Quantity/Base number*100

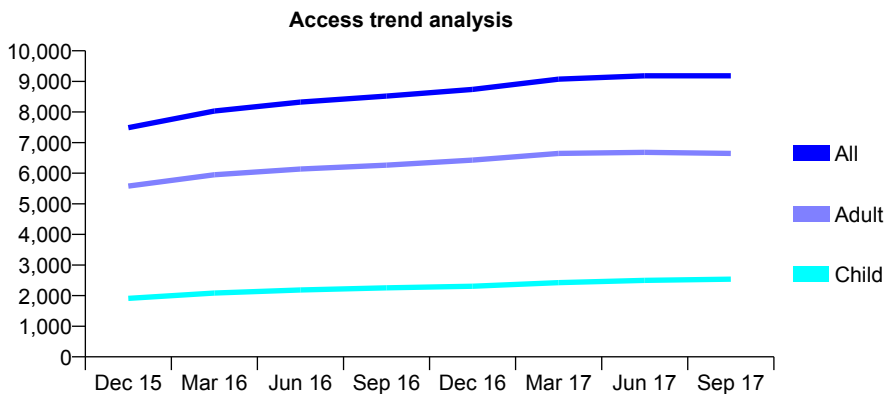
Q70 - Vital Signs At a Glance Contract Report for 149802/0003 - September 2017

Name or company name	Dental Care Centre
Contract type name	GDS Contract
Purpose of contract	General
Contract start date	15/06/2010
Contract end date	

17/18 Contracted general activity (UDA)	23,000
Carry forward general activity (UDA)	0
17/18 Contracted orthodontic activity (UOA)	0
Carry forward orthodontic activity (UOA)	0
Baseline contract value	£582,068.75

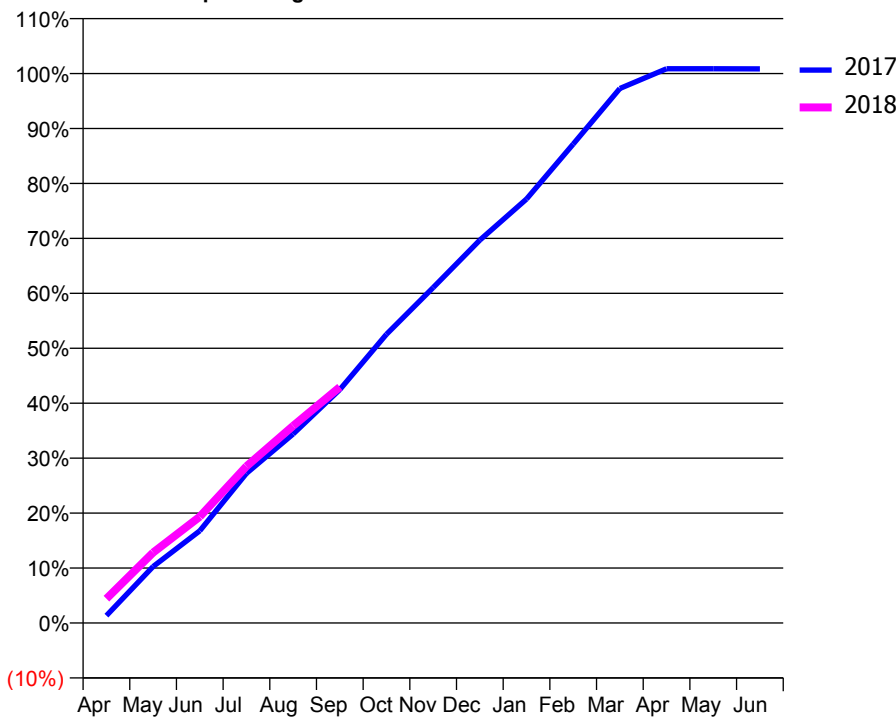
ACCESS*

Patients seen in 24 months	Total	Change since previous quarter
Quarter ending September 2016	8,520	
Quarter ending December 2016	8,740	↑
Quarter ending March 2017	9,073	↑
Quarter ending June 2017	9,181	→
Quarter ending September 2017	9,183	→
Variance since September 2016	7.8%	↑



ACTIVITY

Cumulative percentage of contracted UDA delivered 2017 & 2018



Month	Adjusted Scheduled Activity (UDA)	
	2017	2018
April	309	1,021
May	2,339	2,949
June	3,816	4,452
July	6,199	6,561
August	7,828	8,254
September	9,666	9,876
October	11,955	
November	13,889	
December	15,854	
January	17,552	
February	19,827	
March	22,131	
April	22,947	
May	22,948	
June	22,941	

QUALITY

	Quantity	Base Number	Contract	AT	Region	England
% of FP17s for the same patient ID Re-attending within 3 months - Children	135	1,760	7.7%	10.1%	11.4%	11.9%
% of FP17s for the same patient ID Re-attending within 3 months - Adults	521	4,062	12.8%	14.7%	15.7%	15.9%
% of FP17s for the same patient ID Re-attending between 3 & 9 months - Children	1,025	1,760	58.2%	60.5%	60.6%	58.1%
% of FP17s for the same patient ID Re-attending between 3 & 9 months - Adults	2,358	4,062	58.1%	52.1%	52.0%	50.6%
% of FP17s for Band 1 Urgent Courses	405	5,369	7.5%	9.9%	9.6%	9.1%
% of FP17s Relating to Free Repair or Replacements	37	5,369	0.7%	0.6%	0.7%	0.8%
% of FP17s Relating to Continuations	24	5,369	0.4%	1.1%	1.0%	1.1%
% of Patients satisfied with the dentistry they have received	9	10	90.0%	92.2%	91.6%	91.4%
% of Patients satisfied with the time they had to wait for an appointment	10	10	100.0%	87.8%	87.9%	87.7%

* This is based on patients treated on this contract for their most recent course of treatment. Figures in italics indicate the base number of FP17s or Patient Questionnaire responses are less than 100. N/A is shown where the base number of responses is less than 10 during the period. % is calculated as Quantity/Base number*100

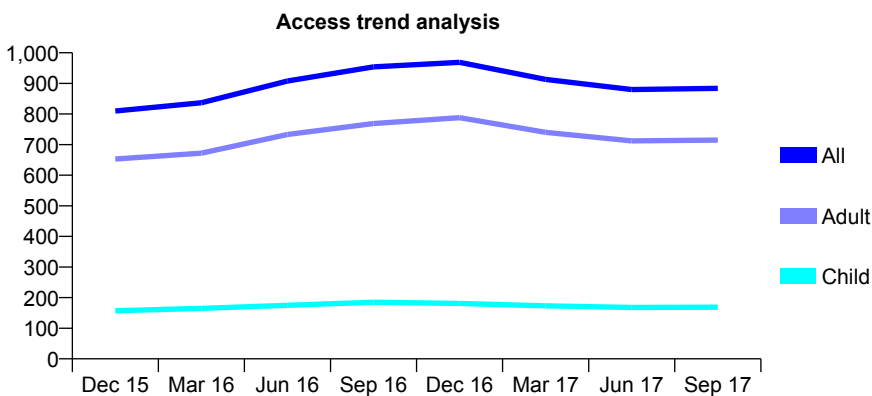
Q70 - Vital Signs At a Glance Contract Report for 151041/0001 - September 2017

Name or company name	Dr Sravan Arcot
Contract type name	GDS Contract
Purpose of contract	General
Contract start date	05/12/2014
Contract end date	

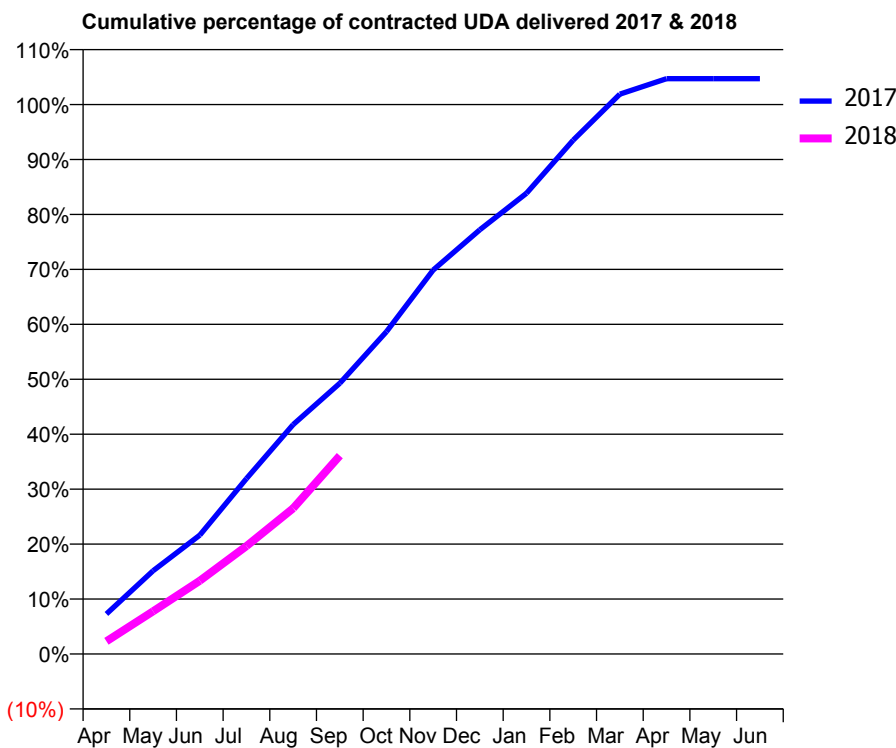
17/18 Contracted general activity (UDA)	3,587
Carry forward general activity (UDA)	0
17/18 Contracted orthodontic activity (UOA)	0
Carry forward orthodontic activity (UOA)	0
Baseline contract value	£103,767.86

ACCESS*

Patients seen in 24 months	Total	Change since previous quarter
Quarter ending September 2016	954	
Quarter ending December 2016	969	→
Quarter ending March 2017	913	↓
Quarter ending June 2017	880	↓
Quarter ending September 2017	884	→
Variance since September 2016	(7.3%)	↓



ACTIVITY



Month	Adjusted Scheduled Activity (UDA)	
	2017	2018
April	262	83
May	544	279
June	776	479
July	1,145	705
August	1,498	951
September	1,768	1,295
October	2,104	
November	2,506	
December	2,770	
January	3,008	
February	3,354	
March	3,655	
April	3,756	
May	3,756	
June	3,756	

QUALITY

	Quantity	Base Number	Contract	AT	Region	England
% of FP17s for the same patient ID Re-attending within 3 months - Children	10	109	9.2%	10.1%	11.4%	11.9%
% of FP17s for the same patient ID Re-attending within 3 months - Adults	97	493	19.7%	14.7%	15.7%	15.9%
% of FP17s for the same patient ID Re-attending between 3 & 9 months - Children	57	109	52.3%	60.5%	60.6%	58.1%
% of FP17s for the same patient ID Re-attending between 3 & 9 months - Adults	203	493	41.2%	52.1%	52.0%	50.6%
% of FP17s for Band 1 Urgent Courses	81	575	14.1%	9.9%	9.6%	9.1%
% of FP17s Relating to Free Repair or Replacements	16	575	2.8%	0.6%	0.7%	0.8%
% of FP17s Relating to Continuations	3	575	0.5%	1.1%	1.0%	1.1%
% of Patients satisfied with the dentistry they have received	1	1	N/A	92.2%	91.6%	91.4%
% of Patients satisfied with the time they had to wait for an appointment	1	1	N/A	87.8%	87.9%	87.7%

* This is based on patients treated on this contract for their most recent course of treatment. Figures in italics indicate the base number of FP17s or Patient Questionnaire responses are less than 100. N/A is shown where the base number of responses is less than 10 during the period. % is calculated as Quantity/Base number*100

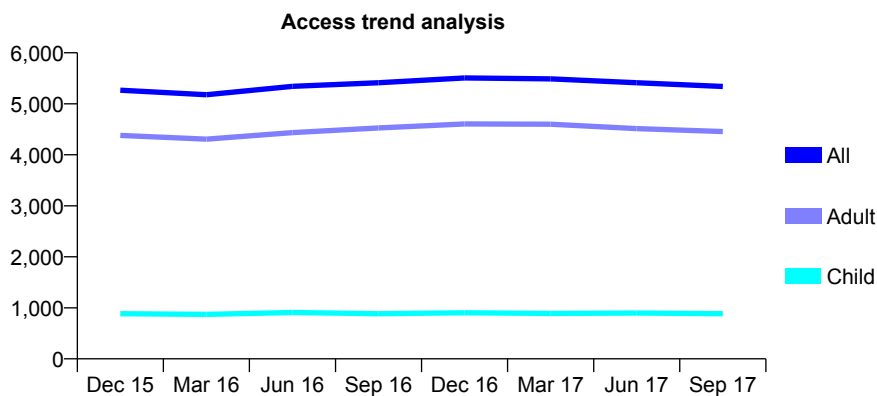
Q70 - Vital Signs At a Glance Contract Report for 155020/0001 - September 2017

Name or company name	Old Christchurch Road Partnership
Contract type name	GDS Contract
Purpose of contract	General
Contract start date	01/04/2006
Contract end date	

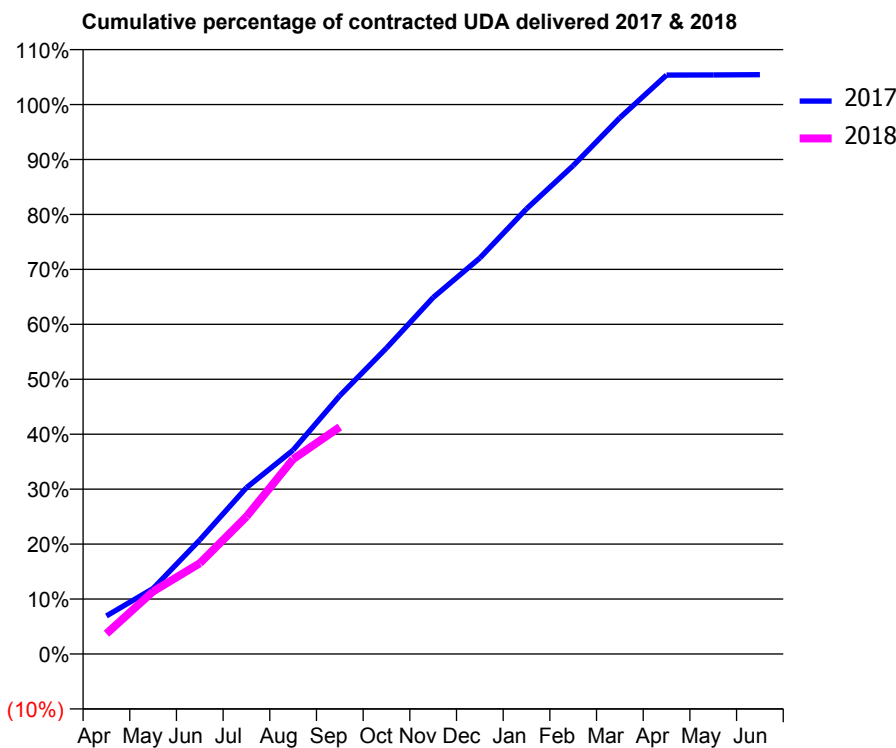
17/18 Contracted general activity (UDA)	15,383
Carry forward general activity (UDA)	0
17/18 Contracted orthodontic activity (UOA)	0
Carry forward orthodontic activity (UOA)	0
Baseline contract value	£462,497.12

ACCESS*

Patients seen in 24 months	Total	Change since previous quarter
Quarter ending September 2016	5,412	
Quarter ending December 2016	5,508	→
Quarter ending March 2017	5,489	→
Quarter ending June 2017	5,413	↓
Quarter ending September 2017	5,341	↓
Variance since September 2016	(1.3%)	↓



ACTIVITY



Month	Adjusted Scheduled Activity (UDA)	
	2017	2018
April	1,065	571
May	1,835	1,753
June	3,195	2,539
July	4,658	3,848
August	5,708	5,454
September	7,233	6,356
October	8,567	
November	9,981	
December	11,083	
January	12,461	
February	13,671	
March	15,013	
April	16,206	
May	16,209	
June	16,218	

QUALITY

	Quantity	Base Number	Contract	AT	Region	England
% of FP17s for the same patient ID Re-attending within 3 months - Children	50	655	7.6%	10.1%	11.4%	11.9%
% of FP17s for the same patient ID Re-attending within 3 months - Adults	313	2,696	11.6%	14.7%	15.7%	15.9%
% of FP17s for the same patient ID Re-attending between 3 & 9 months - Children	376	655	57.4%	60.5%	60.6%	58.1%
% of FP17s for the same patient ID Re-attending between 3 & 9 months - Adults	1,418	2,696	52.6%	52.1%	52.0%	50.6%
% of FP17s for Band 1 Urgent Courses	170	2,937	5.8%	9.9%	9.6%	9.1%
% of FP17s Relating to Free Repair or Replacements	26	2,937	0.9%	0.6%	0.7%	0.8%
% of FP17s Relating to Continuations	49	2,937	1.7%	1.1%	1.0%	1.1%
% of Patients satisfied with the dentistry they have received	5	5	N/A	92.2%	91.6%	91.4%
% of Patients satisfied with the time they had to wait for an appointment	5	5	N/A	87.8%	87.9%	87.7%

* This is based on patients treated on this contract for their most recent course of treatment. Figures in italics indicate the base number of FP17s or Patient Questionnaire responses are less than 100. N/A is shown where the base number of responses is less than 10 during the period. % is calculated as Quantity/Base number*100

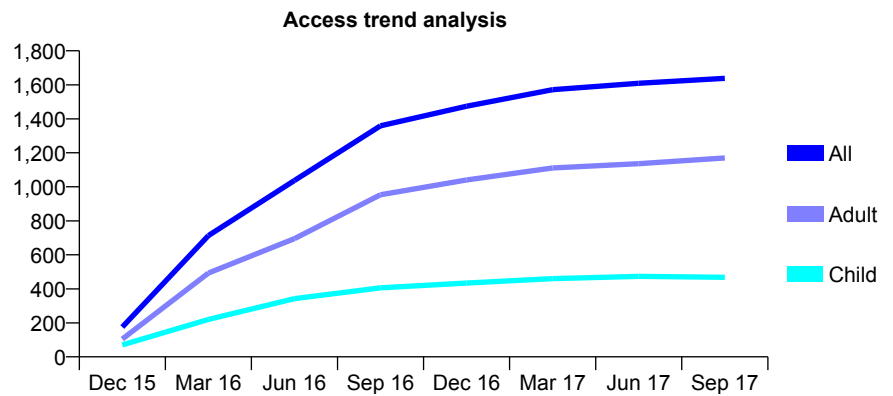
Q70 - Vital Signs At a Glance Contract Report for 156884/0001 - September 2017

Name or company name	West End Smile Centre Limited
Contract type name	GDS Contract
Purpose of contract	General
Contract start date	01/11/2015
Contract end date	

17/18 Contracted general activity (UDA)	4,828
Carry forward general activity (UDA)	156
17/18 Contracted orthodontic activity (UOA)	0
Carry forward orthodontic activity (UOA)	0
Baseline contract value	£116,855.68

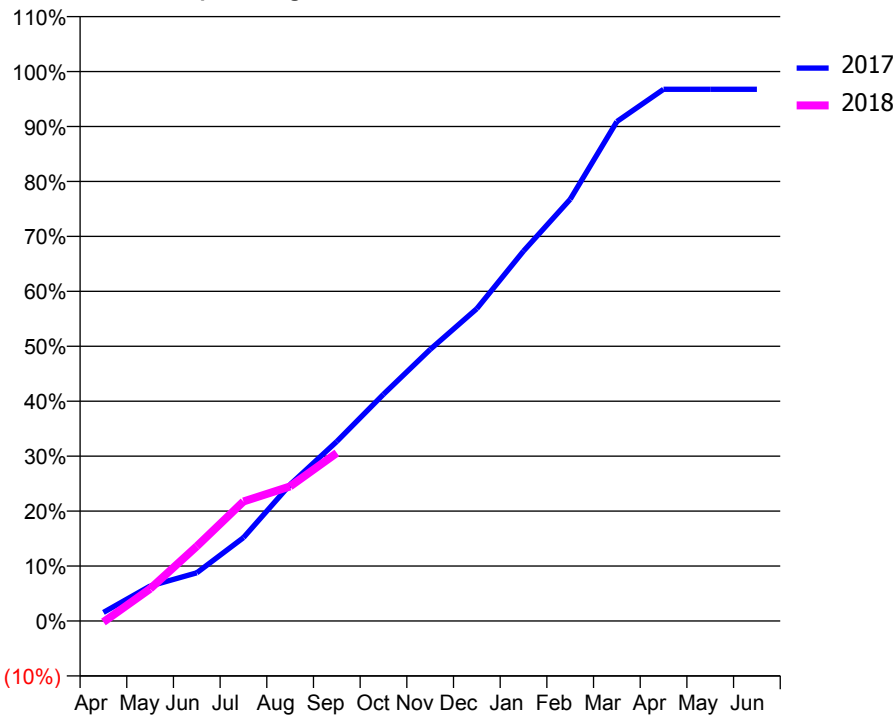
ACCESS*

Patients seen in 24 months	Total	Change since previous quarter
Quarter ending September 2016	1,359	
Quarter ending December 2016	1,474	↑
Quarter ending March 2017	1,571	↑
Quarter ending June 2017	1,609	↑
Quarter ending September 2017	1,638	→
Variance since September 2016	20.5%	↑



ACTIVITY

Cumulative percentage of contracted UDA delivered 2017 & 2018



Month	Adjusted Scheduled Activity (UDA)	
	2017	2018
April	76	-10
May	307	283
June	423	656
July	733	1,050
August	1,200	1,183
September	1,577	1,477
October	1,993	
November	2,385	
December	2,744	
January	3,251	
February	3,706	
March	4,388	
April	4,671	
May	4,671	
June	4,671	

QUALITY

	Quantity	Base Number	Contract	AT	Region	England
% of FP17s for the same patient ID Re-attending within 3 months - Children	16	287	5.6%	10.1%	11.4%	11.9%
% of FP17s for the same patient ID Re-attending within 3 months - Adults	59	569	10.4%	14.7%	15.7%	15.9%
% of FP17s for the same patient ID Re-attending between 3 & 9 months - Children	152	287	53.0%	60.5%	60.6%	58.1%
% of FP17s for the same patient ID Re-attending between 3 & 9 months - Adults	198	569	34.8%	52.1%	52.0%	50.6%
% of FP17s for Band 1 Urgent Courses	30	750	4.0%	9.9%	9.6%	9.1%
% of FP17s Relating to Free Repair or Replacements	4	750	0.5%	0.6%	0.7%	0.8%
% of FP17s Relating to Continuations	2	750	0.3%	1.1%	1.0%	1.1%
% of Patients satisfied with the dentistry they have received	18	19	94.7%	92.2%	91.6%	91.4%
% of Patients satisfied with the time they had to wait for an appointment	19	19	100.0%	87.8%	87.9%	87.7%

* This is based on patients treated on this contract for their most recent course of treatment. Figures in italics indicate the base number of FP17s or Patient Questionnaire responses are less than 100. N/A is shown where the base number of responses is less than 10 during the period. % is calculated as Quantity/Base number*100

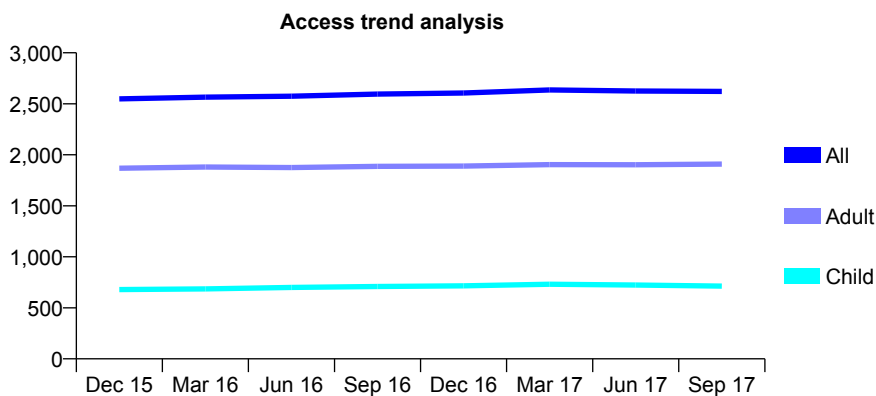
Q70 - Vital Signs At a Glance Contract Report for 158720/0001 - September 2017

Name or company name	Mr A Dargahi
Contract type name	GDS Contract
Purpose of contract	General
Contract start date	13/04/2009
Contract end date	

17/18 Contracted general activity (UDA)	7,168
Carry forward general activity (UDA)	0
17/18 Contracted orthodontic activity (UOA)	0
Carry forward orthodontic activity (UOA)	0
Baseline contract value	£244,619.51

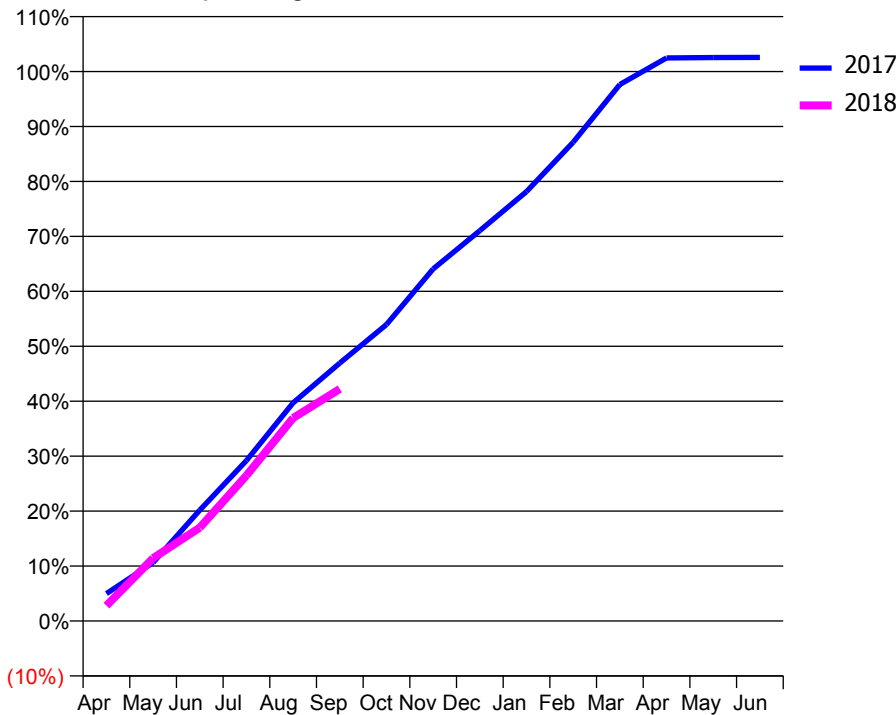
ACCESS*

Patients seen in 24 months	Total	Change since previous quarter
Quarter ending September 2016	2,596	
Quarter ending December 2016	2,606	→
Quarter ending March 2017	2,636	→
Quarter ending June 2017	2,626	→
Quarter ending September 2017	2,622	→
Variance since September 2016	1.0%	→



ACTIVITY

Cumulative percentage of contracted UDA delivered 2017 & 2018



Month	Adjusted Scheduled Activity (UDA)	
	2017	2018
April	358	201
May	763	820
June	1,447	1,219
July	2,093	1,898
August	2,847	2,648
September	3,366	3,028
October	3,868	
November	4,594	
December	5,093	
January	5,601	
February	6,245	
March	6,998	
April	7,344	
May	7,350	
June	7,352	

QUALITY

	Quantity	Base Number	Contract	AT	Region	England
% of FP17s for the same patient ID Re-attending within 3 months - Children	22	482	4.6%	10.1%	11.4%	11.9%
% of FP17s for the same patient ID Re-attending within 3 months - Adults	145	1,226	11.8%	14.7%	15.7%	15.9%
% of FP17s for the same patient ID Re-attending between 3 & 9 months - Children	271	482	56.2%	60.5%	60.6%	58.1%
% of FP17s for the same patient ID Re-attending between 3 & 9 months - Adults	639	1,226	52.1%	52.1%	52.0%	50.6%
% of FP17s for Band 1 Urgent Courses	136	1,551	8.8%	9.9%	9.6%	9.1%
% of FP17s Relating to Free Repair or Replacements	3	1,551	0.2%	0.6%	0.7%	0.8%
% of FP17s Relating to Continuations	16	1,551	1.0%	1.1%	1.0%	1.1%
% of Patients satisfied with the dentistry they have received	4	4	N/A	92.2%	91.6%	91.4%
% of Patients satisfied with the time they had to wait for an appointment	4	4	N/A	87.8%	87.9%	87.7%

* This is based on patients treated on this contract for their most recent course of treatment. Figures in italics indicate the base number of FP17s or Patient Questionnaire responses are less than 100. N/A is shown where the base number of responses is less than 10 during the period. % is calculated as Quantity/Base number*100

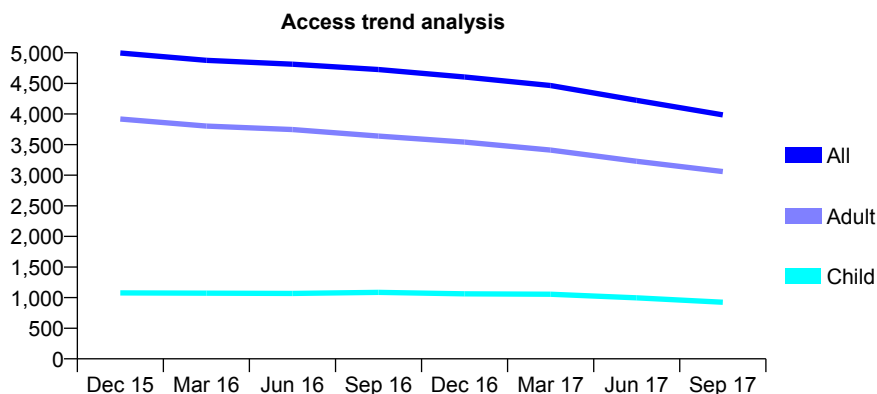
Q70 - Vital Signs At a Glance Contract Report for 159239/0001 - September 2017

Name or company name	South England Dental Practice Partnership
Contract type name	GDS Contract
Purpose of contract	General
Contract start date	01/05/2013
Contract end date	

17/18 Contracted general activity (UDA)	15,000
Carry forward general activity (UDA)	0
17/18 Contracted orthodontic activity (UOA)	0
Carry forward orthodontic activity (UOA)	0
Baseline contract value	£385,089.46

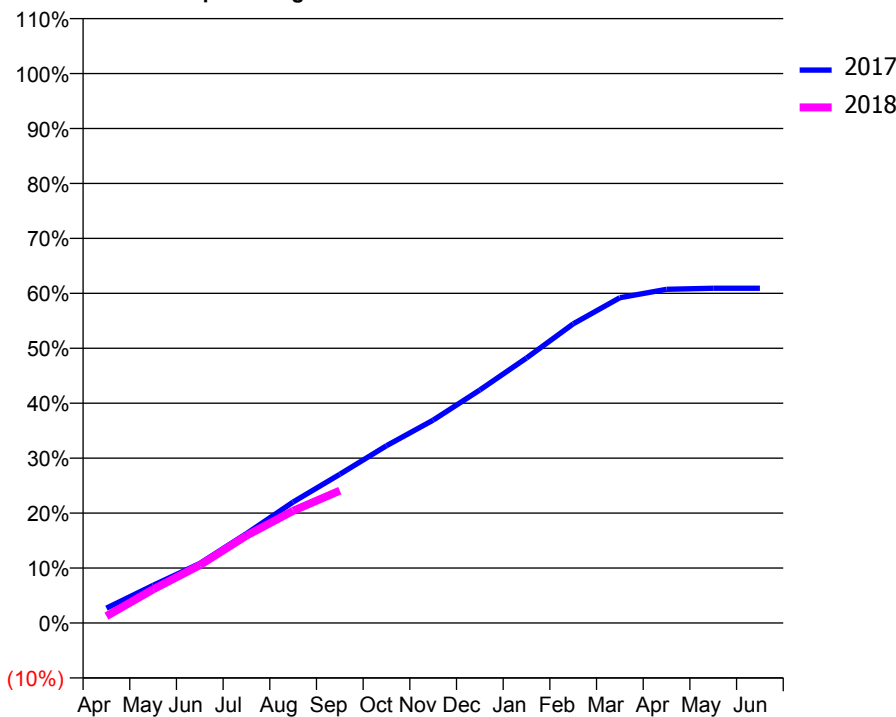
ACCESS*

Patients seen in 24 months	Total	Change since previous quarter
Quarter ending September 2016	4,726	
Quarter ending December 2016	4,604	↓
Quarter ending March 2017	4,465	↓
Quarter ending June 2017	4,224	↓
Quarter ending September 2017	3,986	↓
Variance since September 2016	(15.7%)	↓



ACTIVITY

Cumulative percentage of contracted UDA delivered 2017 & 2018



Month	Adjusted Scheduled Activity (UDA)	
	2017	2018
April	473	187
May	1,201	920
June	1,897	1,579
July	2,848	2,387
August	3,852	3,064
September	4,736	3,612
October	5,646	
November	6,460	
December	7,421	
January	8,442	
February	9,529	
March	10,362	
April	10,628	
May	10,660	
June	10,660	

QUALITY

	Quantity	Base Number	Contract	AT	Region	England
% of FP17s for the same patient ID Re-attending within 3 months - Children	31	496	6.3%	10.1%	11.4%	11.9%
% of FP17s for the same patient ID Re-attending within 3 months - Adults	198	1,395	14.2%	14.7%	15.7%	15.9%
% of FP17s for the same patient ID Re-attending between 3 & 9 months - Children	267	496	53.8%	60.5%	60.6%	58.1%
% of FP17s for the same patient ID Re-attending between 3 & 9 months - Adults	557	1,395	39.9%	52.1%	52.0%	50.6%
% of FP17s for Band 1 Urgent Courses	558	1,752	31.8%	9.9%	9.6%	9.1%
% of FP17s Relating to Free Repair or Replacements	13	1,752	0.7%	0.6%	0.7%	0.8%
% of FP17s Relating to Continuations	2	1,752	0.1%	1.1%	1.0%	1.1%
% of Patients satisfied with the dentistry they have received	5	7	N/A	92.2%	91.6%	91.4%
% of Patients satisfied with the time they had to wait for an appointment	6	7	N/A	87.8%	87.9%	87.7%

* This is based on patients treated on this contract for their most recent course of treatment. Figures in italics indicate the base number of FP17s or Patient Questionnaire responses are less than 100. N/A is shown where the base number of responses is less than 10 during the period. % is calculated as Quantity/Base number*100

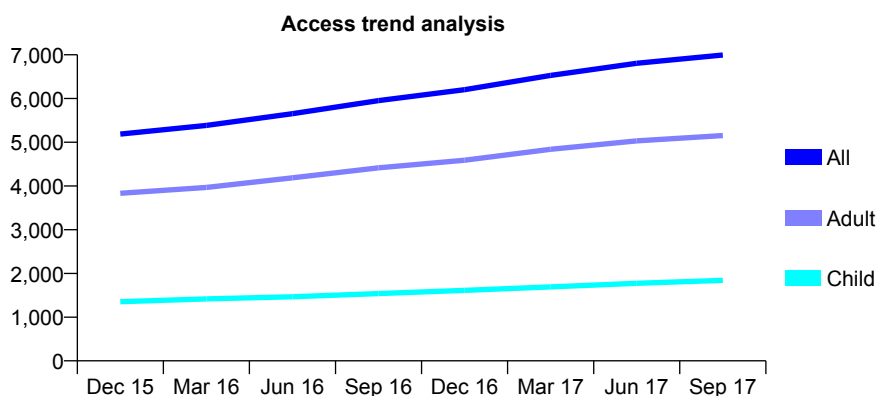
Q70 - Vital Signs At a Glance Contract Report for 159360/0001 - September 2017

Name or company name	Smile4life Ltd
Contract type name	GDS Contract
Purpose of contract	General
Contract start date	01/12/2010
Contract end date	

17/18 Contracted general activity (UDA)	16,230
Carry forward general activity (UDA)	288
17/18 Contracted orthodontic activity (UOA)	0
Carry forward orthodontic activity (UOA)	0
Baseline contract value	£427,907.92

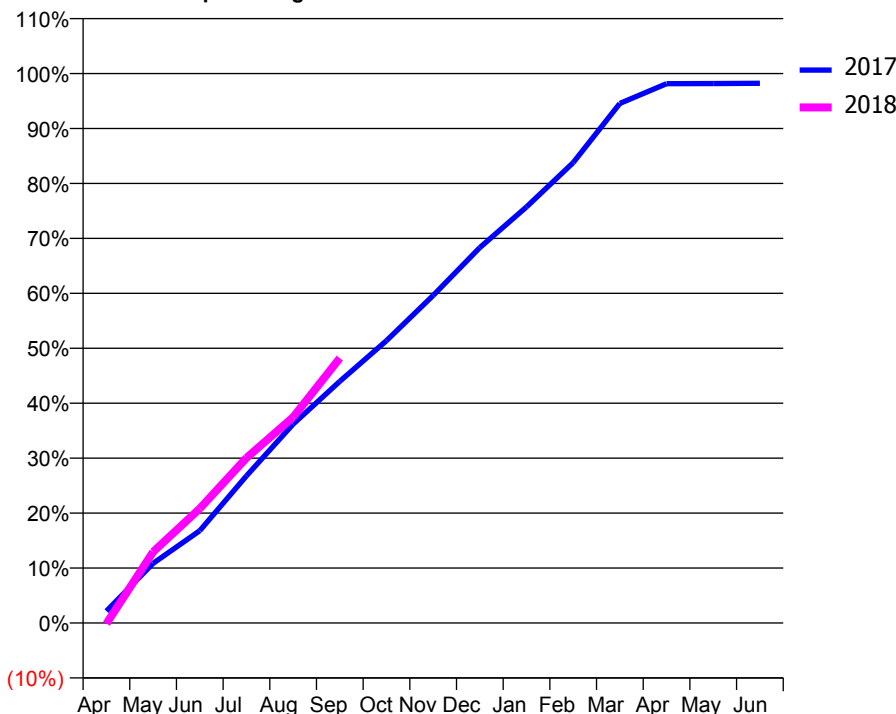
ACCESS*

Patients seen in 24 months	Total	Change since previous quarter
Quarter ending September 2016	5,953	
Quarter ending December 2016	6,201	↑
Quarter ending March 2017	6,530	↑
Quarter ending June 2017	6,805	↑
Quarter ending September 2017	6,994	↑
Variance since September 2016	17.5%	↑



ACTIVITY

Cumulative percentage of contracted UDA delivered 2017 & 2018



Month	Adjusted Scheduled Activity (UDA)	
	2017	2018
April	352	-20
May	1,761	2,101
June	2,727	3,380
July	4,345	4,877
August	5,874	6,078
September	7,139	7,822
October	8,339	
November	9,674	
December	11,089	
January	12,291	
February	13,599	
March	15,347	
April	15,929	
May	15,934	
June	15,942	

QUALITY

	Quantity	Base Number	Contract	AT	Region	England
% of FP17s for the same patient ID Re-attending within 3 months - Children	82	1,508	5.4%	10.1%	11.4%	11.9%
% of FP17s for the same patient ID Re-attending within 3 months - Adults	529	3,910	13.5%	14.7%	15.7%	15.9%
% of FP17s for the same patient ID Re-attending between 3 & 9 months - Children	956	1,508	63.4%	60.5%	60.6%	58.1%
% of FP17s for the same patient ID Re-attending between 3 & 9 months - Adults	2,252	3,910	57.6%	52.1%	52.0%	50.6%
% of FP17s for Band 1 Urgent Courses	444	4,698	9.5%	9.9%	9.6%	9.1%
% of FP17s Relating to Free Repair or Replacements	40	4,698	0.9%	0.6%	0.7%	0.8%
% of FP17s Relating to Continuations	25	4,698	0.5%	1.1%	1.0%	1.1%
% of Patients satisfied with the dentistry they have received	15	16	93.8%	92.2%	91.6%	91.4%
% of Patients satisfied with the time they had to wait for an appointment	15	16	93.8%	87.8%	87.9%	87.7%

* This is based on patients treated on this contract for their most recent course of treatment. Figures in italics indicate the base number of FP17s or Patient Questionnaire responses are less than 100. N/A is shown where the base number of responses is less than 10 during the period. % is calculated as Quantity/Base number*100

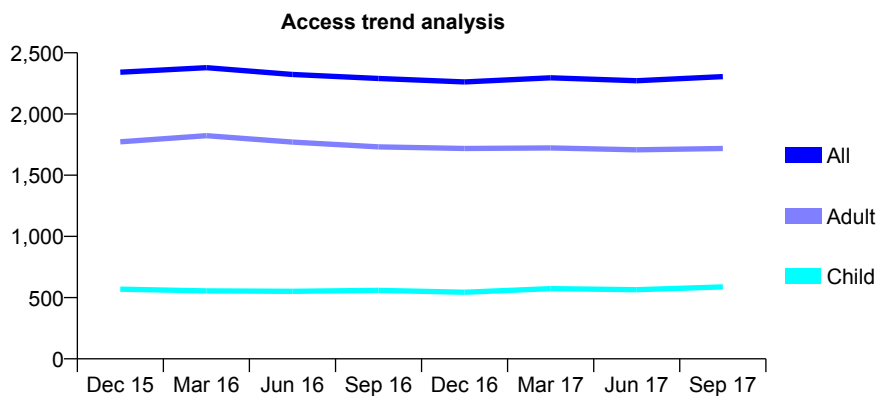
Q70 - Vital Signs At a Glance Contract Report for 160326/0002 - September 2017

Name or company name	Burridge Dental Practice Ltd
Contract type name	GDS Contract
Purpose of contract	General
Contract start date	02/01/2012
Contract end date	

17/18 Contracted general activity (UDA)	6,100
Carry forward general activity (UDA)	28
17/18 Contracted orthodontic activity (UOA)	0
Carry forward orthodontic activity (UOA)	0
Baseline contract value	£153,868.18

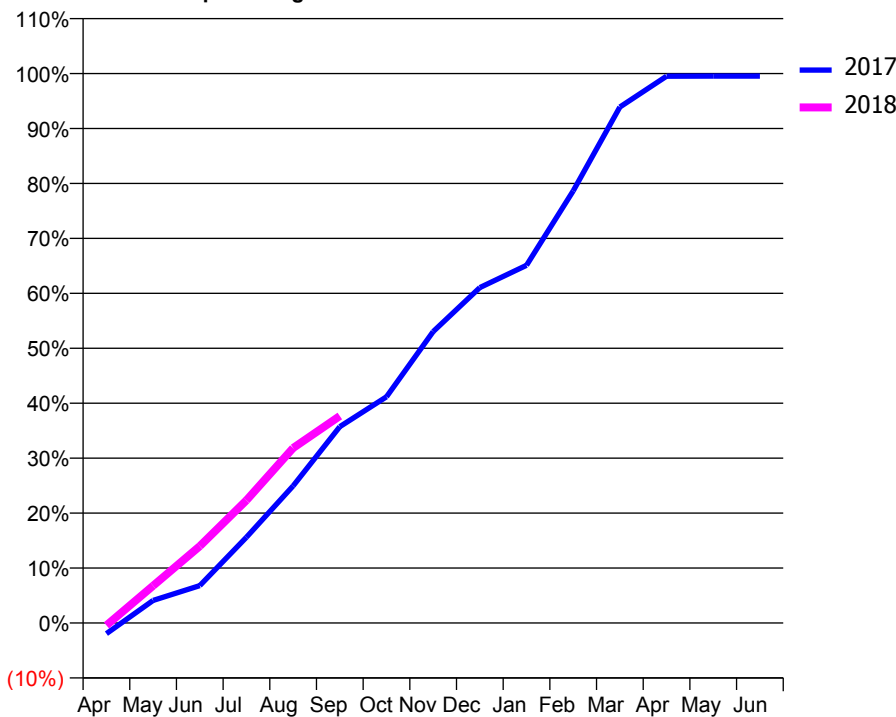
ACCESS*

Patients seen in 24 months	Total	Change since previous quarter
Quarter ending September 2016	2,290	
Quarter ending December 2016	2,262	↓
Quarter ending March 2017	2,296	→
Quarter ending June 2017	2,272	↓
Quarter ending September 2017	2,306	→
Variance since September 2016	0.7%	→



ACTIVITY

Cumulative percentage of contracted UDA delivered 2017 & 2018



Month	Adjusted Scheduled Activity (UDA)	
	2017	2018
April	-119	-28
May	250	413
June	415	854
July	952	1,362
August	1,522	1,943
September	2,180	2,298
October	2,512	
November	3,235	
December	3,724	
January	3,970	
February	4,797	
March	5,729	
April	6,071	
May	6,072	
June	6,072	

QUALITY

	Quantity	Base Number	Contract	AT	Region	England
% of FP17s for the same patient ID Re-attending within 3 months - Children	43	426	10.1%	10.1%	11.4%	11.9%
% of FP17s for the same patient ID Re-attending within 3 months - Adults	127	1,095	11.6%	14.7%	15.7%	15.9%
% of FP17s for the same patient ID Re-attending between 3 & 9 months - Children	270	426	63.4%	60.5%	60.6%	58.1%
% of FP17s for the same patient ID Re-attending between 3 & 9 months - Adults	645	1,095	58.9%	52.1%	52.0%	50.6%
% of FP17s for Band 1 Urgent Courses	77	1,365	5.6%	9.9%	9.6%	9.1%
% of FP17s Relating to Free Repair or Replacements	13	1,365	1.0%	0.6%	0.7%	0.8%
% of FP17s Relating to Continuations	30	1,365	2.2%	1.1%	1.0%	1.1%
% of Patients satisfied with the dentistry they have received	3	3	N/A	92.2%	91.6%	91.4%
% of Patients satisfied with the time they had to wait for an appointment	3	3	N/A	87.8%	87.9%	87.7%

* This is based on patients treated on this contract for their most recent course of treatment. Figures in italics indicate the base number of FP17s or Patient Questionnaire responses are less than 100. N/A is shown where the base number of responses is less than 10 during the period. % is calculated as Quantity/Base number*100

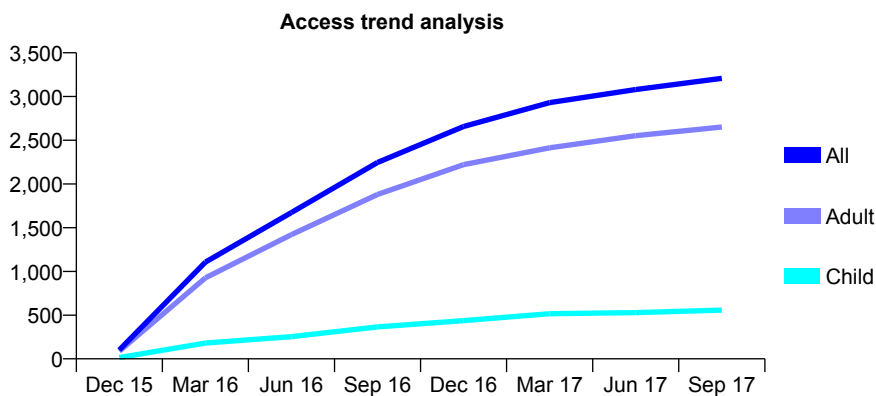
Q70 - Vital Signs At a Glance Contract Report for 161888/0001 - September 2017

Name or company name	Hamid Alavi
Contract type name	GDS Contract
Purpose of contract	General
Contract start date	01/11/2015
Contract end date	

17/18 Contracted general activity (UDA)	13,137
Carry forward general activity (UDA)	431
17/18 Contracted orthodontic activity (UOA)	0
Carry forward orthodontic activity (UOA)	0
Baseline contract value	£292,440.34

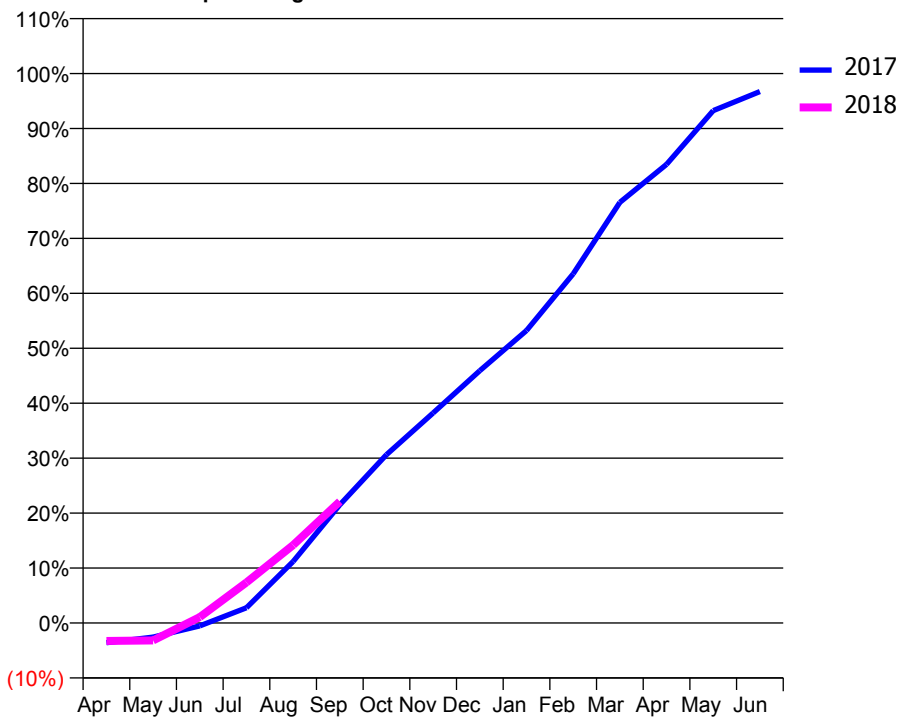
ACCESS*

Patients seen in 24 months	Total	Change since previous quarter
Quarter ending September 2016	2,245	
Quarter ending December 2016	2,658	↑
Quarter ending March 2017	2,930	↑
Quarter ending June 2017	3,080	↑
Quarter ending September 2017	3,208	↑
Variance since September 2016	42.9%	↑



ACTIVITY

Cumulative percentage of contracted UDA delivered 2017 & 2018



Month	Adjusted Scheduled Activity (UDA)	
	2017	2018
April	-475	-431
May	-340	-419
June	-70	141
July	366	970
August	1,470	1,864
September	2,825	2,905
October	4,024	
November	5,024	
December	6,033	
January	6,992	
February	8,348	
March	10,056	
April	10,965	
May	12,249	
June	12,706	

QUALITY

	Quantity	Base Number	Contract	AT	Region	England
% of FP17s for the same patient ID Re-attending within 3 months - Children	40	300	13.3%	10.1%	11.4%	11.9%
% of FP17s for the same patient ID Re-attending within 3 months - Adults	226	1,438	15.7%	14.7%	15.7%	15.9%
% of FP17s for the same patient ID Re-attending between 3 & 9 months - Children	99	300	33.0%	60.5%	60.6%	58.1%
% of FP17s for the same patient ID Re-attending between 3 & 9 months - Adults	476	1,438	33.1%	52.1%	52.0%	50.6%
% of FP17s for Band 1 Urgent Courses	116	1,040	11.2%	9.9%	9.6%	9.1%
% of FP17s Relating to Free Repair or Replacements	5	1,040	0.5%	0.6%	0.7%	0.8%
% of FP17s Relating to Continuations	5	1,040	0.5%	1.1%	1.0%	1.1%
% of Patients satisfied with the dentistry they have received	6	7	N/A	92.2%	91.6%	91.4%
% of Patients satisfied with the time they had to wait for an appointment	6	7	N/A	87.8%	87.9%	87.7%

* This is based on patients treated on this contract for their most recent course of treatment. Figures in italics indicate the base number of FP17s or Patient Questionnaire responses are less than 100. N/A is shown where the base number of responses is less than 10 during the period. % is calculated as Quantity/Base number*100

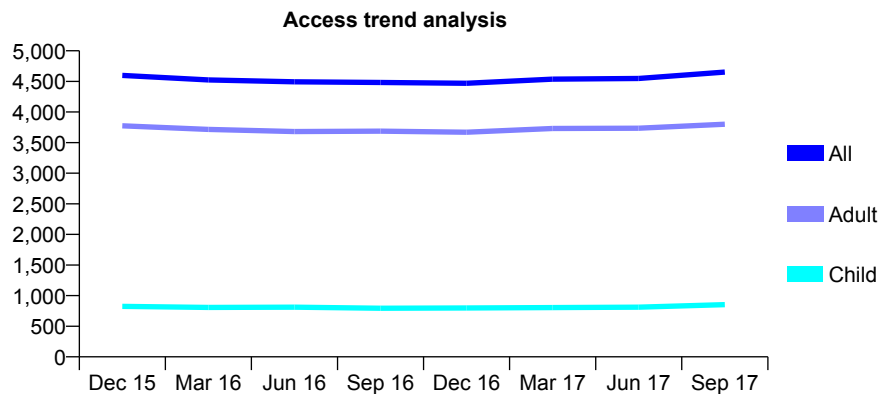
Q70 - Vital Signs At a Glance Contract Report for 163295/0001 - September 2017

Name or company name	Chequers Dental Partnership
Contract type name	GDS Contract
Purpose of contract	General
Contract start date	01/04/2009
Contract end date	

17/18 Contracted general activity (UDA)	16,000
Carry forward general activity (UDA)	313
17/18 Contracted orthodontic activity (UOA)	0
Carry forward orthodontic activity (UOA)	0
Baseline contract value	£414,372.25

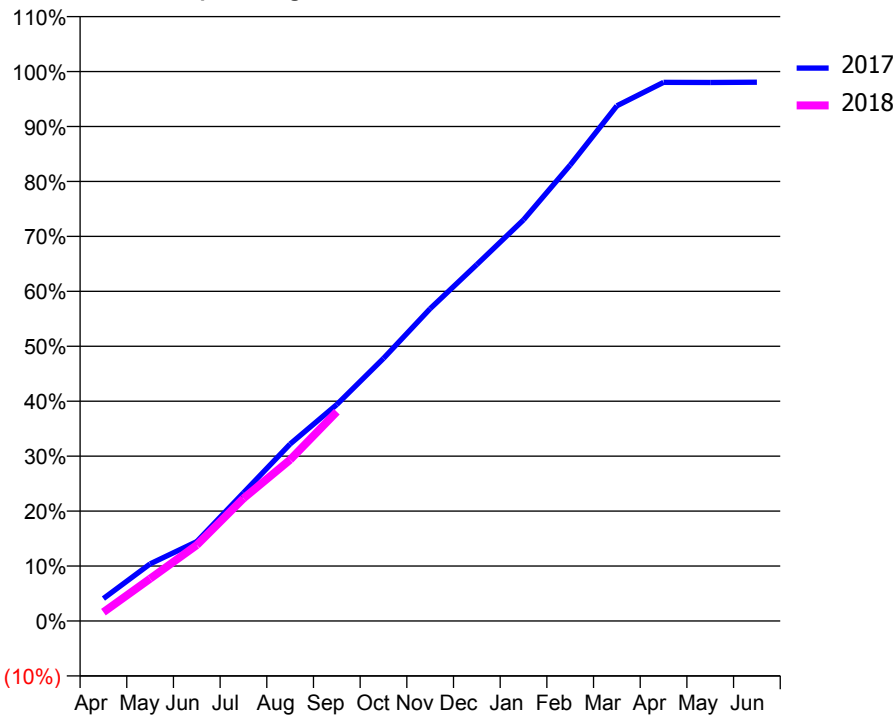
ACCESS*

Patients seen in 24 months	Total	Change since previous quarter
Quarter ending September 2016	4,482	
Quarter ending December 2016	4,469	→
Quarter ending March 2017	4,536	→
Quarter ending June 2017	4,548	→
Quarter ending September 2017	4,652	↑
Variance since September 2016	3.8%	↑



ACTIVITY

Cumulative percentage of contracted UDA delivered 2017 & 2018



Adjusted Scheduled Activity (UDA)		
Month	2017	2018
April	652	258
May	1,663	1,231
June	2,311	2,213
July	3,734	3,568
August	5,155	4,696
September	6,303	6,094
October	7,645	
November	9,096	
December	10,379	
January	11,682	
February	13,279	
March	15,000	
April	15,683	
May	15,682	
June	15,687	

QUALITY

	Quantity	Base Number	Contract	AT	Region	England
% of FP17s for the same patient ID Re-attending within 3 months - Children	49	665	7.4%	10.1%	11.4%	11.9%
% of FP17s for the same patient ID Re-attending within 3 months - Adults	398	2,693	14.8%	14.7%	15.7%	15.9%
% of FP17s for the same patient ID Re-attending between 3 & 9 months - Children	391	665	58.8%	60.5%	60.6%	58.1%
% of FP17s for the same patient ID Re-attending between 3 & 9 months - Adults	1,398	2,693	51.9%	52.1%	52.0%	50.6%
% of FP17s for Band 1 Urgent Courses	326	3,129	10.4%	9.9%	9.6%	9.1%
% of FP17s Relating to Free Repair or Replacements	49	3,129	1.6%	0.6%	0.7%	0.8%
% of FP17s Relating to Continuations	24	3,129	0.8%	1.1%	1.0%	1.1%
% of Patients satisfied with the dentistry they have received	6	6	N/A	92.2%	91.6%	91.4%
% of Patients satisfied with the time they had to wait for an appointment	5	6	N/A	87.8%	87.9%	87.7%

* This is based on patients treated on this contract for their most recent course of treatment. Figures in italics indicate the base number of FP17s or Patient Questionnaire responses are less than 100. N/A is shown where the base number of responses is less than 10 during the period. % is calculated as Quantity/Base number*100

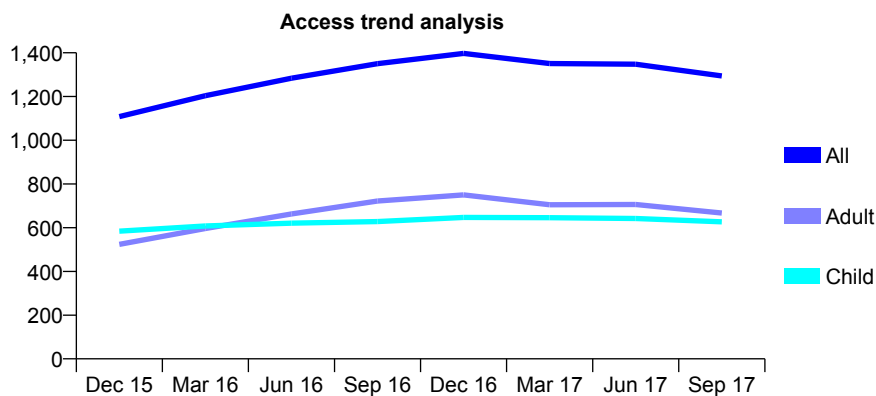
Q70 - Vital Signs At a Glance Contract Report for 163376/0001 - September 2017

Name or company name	Northbourne Dental Partners
Contract type name	GDS Contract
Purpose of contract	General
Contract start date	01/09/2014
Contract end date	

17/18 Contracted general activity (UDA)	4,002
Carry forward general activity (UDA)	0
17/18 Contracted orthodontic activity (UOA)	0
Carry forward orthodontic activity (UOA)	0
Baseline contract value	£107,562.46

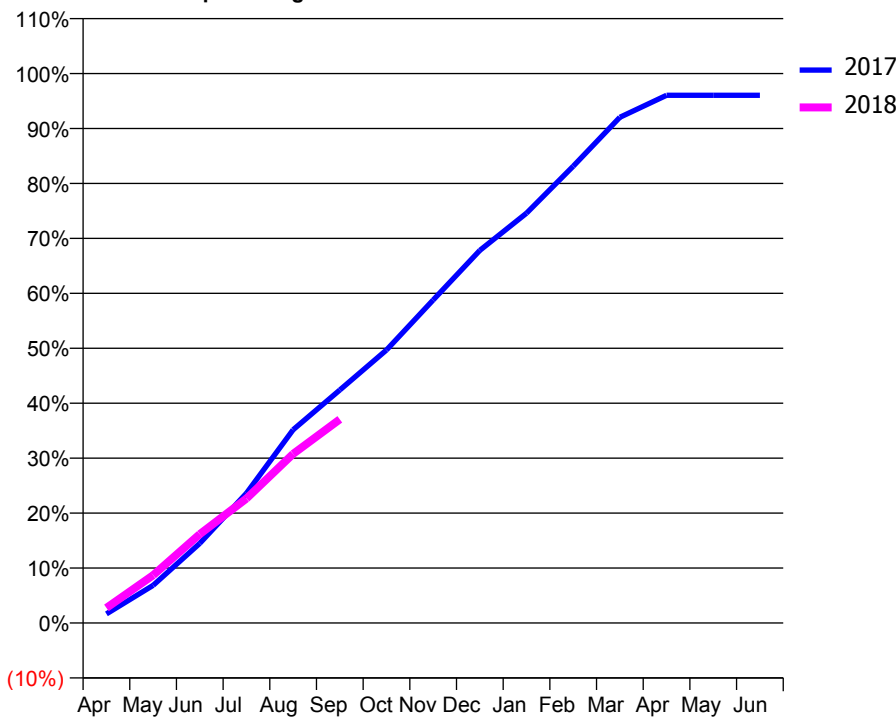
ACCESS*

Patients seen in 24 months	Total	Change since previous quarter
Quarter ending September 2016	1,350	
Quarter ending December 2016	1,397	↑
Quarter ending March 2017	1,351	↓
Quarter ending June 2017	1,348	→
Quarter ending September 2017	1,294	↓
Variance since September 2016	(4.1%)	↓



ACTIVITY

Cumulative percentage of contracted UDA delivered 2017 & 2018



Month	Adjusted Scheduled Activity (UDA)	
	2017	2018
April	67	110
May	274	349
June	581	647
July	945	907
August	1,408	1,232
September	1,697	1,483
October	1,988	
November	2,353	
December	2,714	
January	2,985	
February	3,327	
March	3,683	
April	3,843	
May	3,843	
June	3,843	

QUALITY

	Quantity	Base Number	Contract	AT	Region	England
% of FP17s for the same patient ID Re-attending within 3 months - Children	86	682	12.6%	10.1%	11.4%	11.9%
% of FP17s for the same patient ID Re-attending within 3 months - Adults	35	338	10.4%	14.7%	15.7%	15.9%
% of FP17s for the same patient ID Re-attending between 3 & 9 months - Children	487	682	71.4%	60.5%	60.6%	58.1%
% of FP17s for the same patient ID Re-attending between 3 & 9 months - Adults	96	338	28.4%	52.1%	52.0%	50.6%
% of FP17s for Band 1 Urgent Courses	185	942	19.6%	9.9%	9.6%	9.1%
% of FP17s Relating to Free Repair or Replacements	2	942	0.2%	0.6%	0.7%	0.8%
% of FP17s Relating to Continuations	3	942	0.3%	1.1%	1.0%	1.1%
% of Patients satisfied with the dentistry they have received	2	2	N/A	92.2%	91.6%	91.4%
% of Patients satisfied with the time they had to wait for an appointment	2	2	N/A	87.8%	87.9%	87.7%

* This is based on patients treated on this contract for their most recent course of treatment. Figures in italics indicate the base number of FP17s or Patient Questionnaire responses are less than 100. N/A is shown where the base number of responses is less than 10 during the period. % is calculated as Quantity/Base number*100

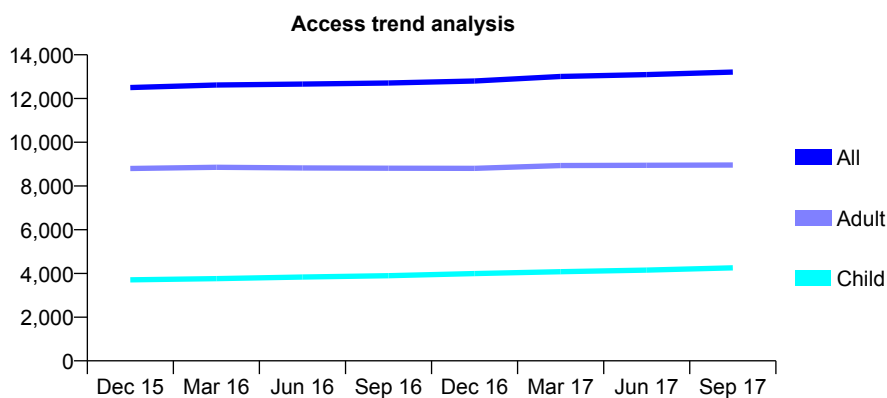
Q70 - Vital Signs At a Glance Contract Report for 163457/0029 - September 2017

Name or company name	Solent Dental Services
Contract type name	PDS Contract
Purpose of contract	General
Contract start date	01/04/2013
Contract end date	31/03/2018

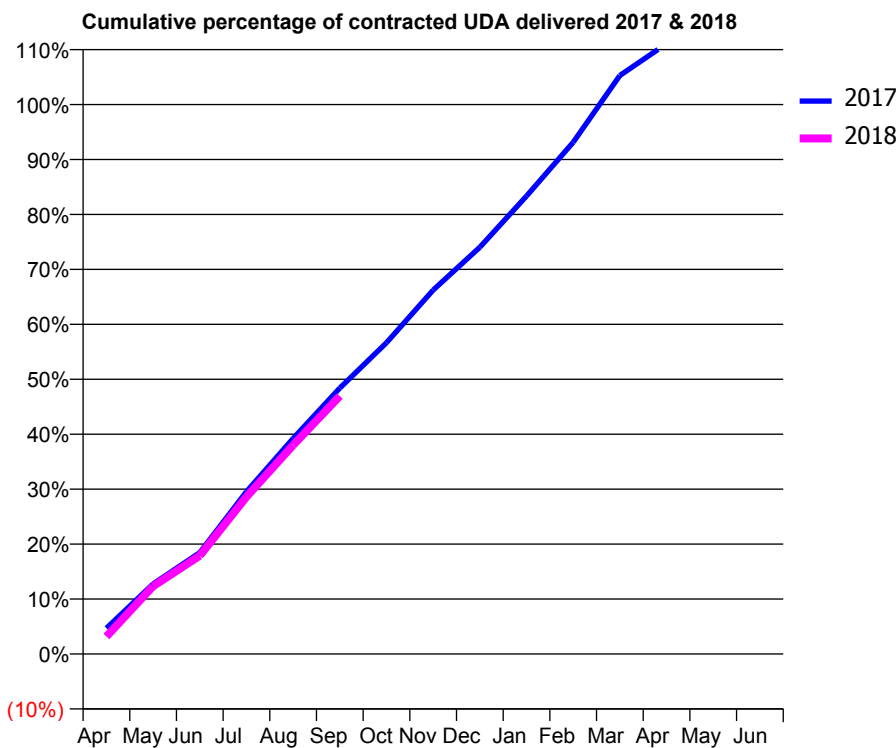
17/18 Contracted general activity (UDA)	29,478
Carry forward general activity (UDA)	0
17/18 Contracted orthodontic activity (UOA)	0
Carry forward orthodontic activity (UOA)	0
Baseline contract value	£4,608,204.30

ACCESS*

Patients seen in 24 months	Total	Change since previous quarter
Quarter ending September 2016	12,707	
Quarter ending December 2016	12,800	→
Quarter ending March 2017	13,010	→
Quarter ending June 2017	13,092	→
Quarter ending September 2017	13,209	→
Variance since September 2016	4.0%	↑



ACTIVITY



Adjusted Scheduled Activity (UDA)		
Month	2017	2018
April	1,382	944
May	3,756	3,636
June	5,441	5,274
July	8,706	8,427
August	11,562	11,205
September	14,266	13,840
October	16,702	
November	19,527	
December	21,818	
January	24,567	
February	27,454	
March	31,032	
April	32,740	
May	33,100	
June	33,333	

QUALITY

	Quantity	Base Number	Contract	AT	Region	England
% of FP17s for the same patient ID Re-attending within 3 months - Children	408	3,502	11.7%	10.1%	11.4%	11.9%
% of FP17s for the same patient ID Re-attending within 3 months - Adults	803	5,530	14.5%	14.7%	15.7%	15.9%
% of FP17s for the same patient ID Re-attending between 3 & 9 months - Children	1,426	3,502	40.7%	60.5%	60.6%	58.1%
% of FP17s for the same patient ID Re-attending between 3 & 9 months - Adults	2,445	5,530	44.2%	52.1%	52.0%	50.6%
% of FP17s for Band 1 Urgent Courses	580	7,905	7.3%	9.9%	9.6%	9.1%
% of FP17s Relating to Free Repair or Replacements	22	7,905	0.3%	0.6%	0.7%	0.8%
% of FP17s Relating to Continuations	157	7,905	2.0%	1.1%	1.0%	1.1%
% of Patients satisfied with the dentistry they have received	10	11	90.9%	92.2%	91.6%	91.4%
% of Patients satisfied with the time they had to wait for an appointment	6	11	54.5%	87.8%	87.9%	87.7%

* This is based on patients treated on this contract for their most recent course of treatment. Figures in italics indicate the base number of FP17s or Patient Questionnaire responses are less than 100. N/A is shown where the base number of responses is less than 10 during the period. % is calculated as Quantity/Base number*100

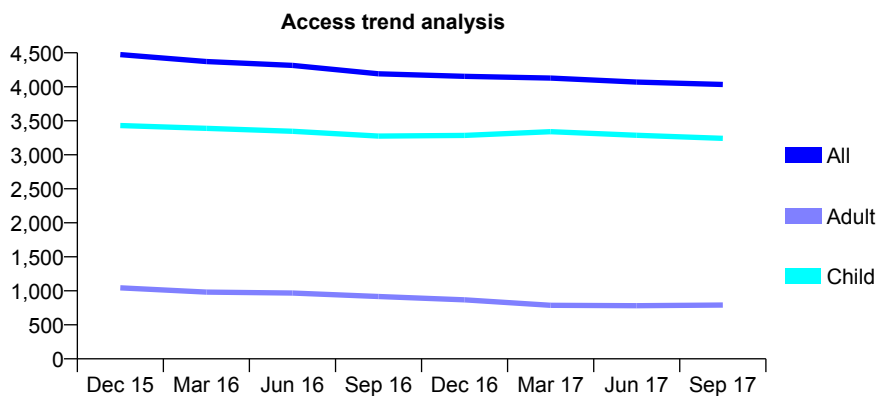
Q70 - Vital Signs At a Glance Contract Report for 163457/0030 - September 2017

Name or company name	Solent Dental Services
Contract type name	PDS Contract
Purpose of contract	General
Contract start date	01/04/2013
Contract end date	31/03/2018

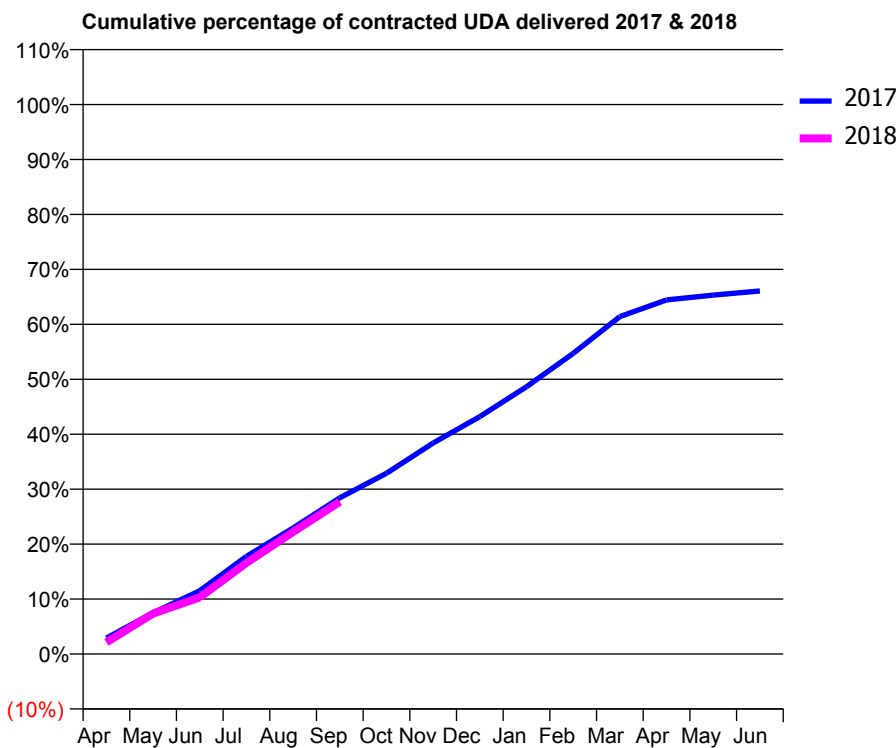
17/18 Contracted general activity (UDA)	18,978
Carry forward general activity (UDA)	0
17/18 Contracted orthodontic activity (UOA)	0
Carry forward orthodontic activity (UOA)	0
Baseline contract value	£2,963,542.94

ACCESS*

Patients seen in 24 months	Total	Change since previous quarter
Quarter ending September 2016	4,192	
Quarter ending December 2016	4,154	→
Quarter ending March 2017	4,129	→
Quarter ending June 2017	4,070	↓
Quarter ending September 2017	4,035	→
Variance since September 2016	(3.7%)	↓



ACTIVITY



Month	Adjusted Scheduled Activity (UDA)	
	2017	2018
April	549	401
May	1,427	1,398
June	2,185	1,956
July	3,374	3,147
August	4,356	4,215
September	5,397	5,257
October	6,242	
November	7,288	
December	8,200	
January	9,231	
February	10,381	
March	11,653	
April	12,229	
May	12,395	
June	12,538	

QUALITY

	Quantity	Base Number	Contract	AT	Region	England
% of FP17s for the same patient ID Re-attending within 3 months - Children	278	2,584	10.8%	10.1%	11.4%	11.9%
% of FP17s for the same patient ID Re-attending within 3 months - Adults	33	490	6.7%	14.7%	15.7%	15.9%
% of FP17s for the same patient ID Re-attending between 3 & 9 months - Children	669	2,584	25.9%	60.5%	60.6%	58.1%
% of FP17s for the same patient ID Re-attending between 3 & 9 months - Adults	65	490	13.3%	52.1%	52.0%	50.6%
% of FP17s for Band 1 Urgent Courses	191	2,601	7.3%	9.9%	9.6%	9.1%
% of FP17s Relating to Free Repair or Replacements	5	2,601	0.2%	0.6%	0.7%	0.8%
% of FP17s Relating to Continuations	46	2,601	1.8%	1.1%	1.0%	1.1%
% of Patients satisfied with the dentistry they have received	5	5	N/A	92.2%	91.6%	91.4%
% of Patients satisfied with the time they had to wait for an appointment	5	5	N/A	87.8%	87.9%	87.7%

* This is based on patients treated on this contract for their most recent course of treatment. Figures in italics indicate the base number of FP17s or Patient Questionnaire responses are less than 100. N/A is shown where the base number of responses is less than 10 during the period. % is calculated as Quantity/Base number*100

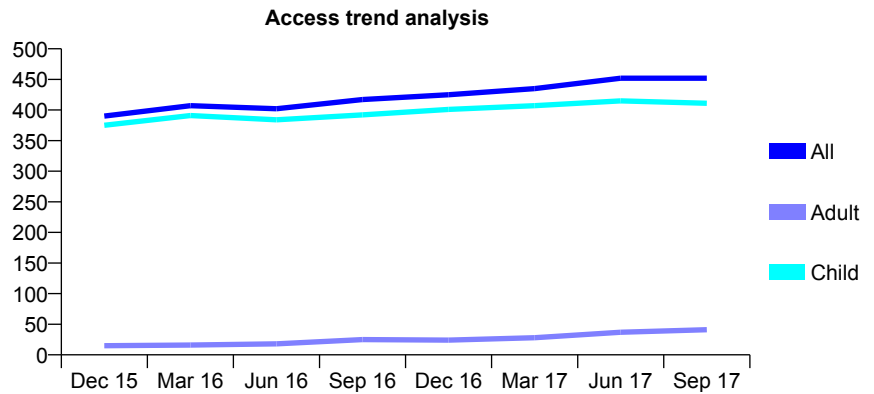
Q70 - Vital Signs At a Glance Contract Report for 163694/0001 - September 2017

Name or company name	Stoke Road Dental Partnership
Contract type name	GDS Contract
Purpose of contract	General
Contract start date	15/09/2008
Contract end date	

17/18 Contracted general activity (UDA)	577
Carry forward general activity (UDA)	0
17/18 Contracted orthodontic activity (UOA)	0
Carry forward orthodontic activity (UOA)	0
Baseline contract value	£15,177.78

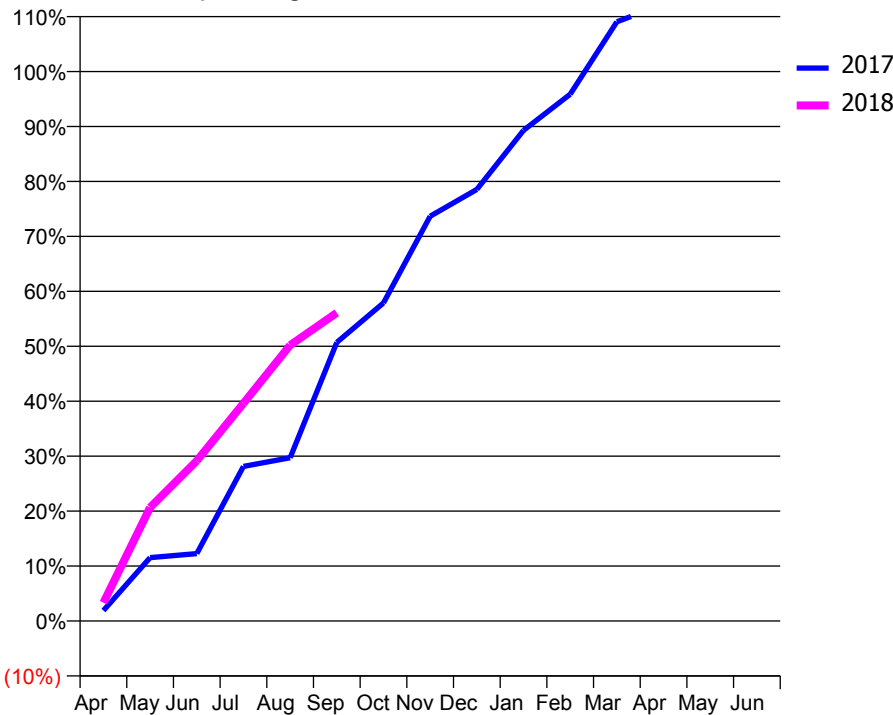
ACCESS*

Patients seen in 24 months	Total	Change since previous quarter
Quarter ending September 2016	417	
Quarter ending December 2016	425	→
Quarter ending March 2017	435	↑
Quarter ending June 2017	452	↑
Quarter ending September 2017	452	→
Variance since September 2016	8.4%	↑



ACTIVITY

Cumulative percentage of contracted UDA delivered 2017 & 2018



Month	Adjusted Scheduled Activity (UDA)	
	2017	2018
April	11	19
May	67	119
June	71	168
July	162	229
August	171	290
September	293	324
October	334	
November	425	
December	453	
January	515	
February	553	
March	629	
April	648	
May	648	
June	648	

QUALITY

	Quantity	Base Number	Contract	AT	Region	England
% of FP17s for the same patient ID Re-attending within 3 months - Children	15	262	5.7%	10.1%	11.4%	11.9%
% of FP17s for the same patient ID Re-attending within 3 months - Adults	0	0	N/A	14.7%	15.7%	15.9%
% of FP17s for the same patient ID Re-attending between 3 & 9 months - Children	129	262	49.2%	60.5%	60.6%	58.1%
% of FP17s for the same patient ID Re-attending between 3 & 9 months - Adults	0	0	N/A	52.1%	52.0%	50.6%
% of FP17s for Band 1 Urgent Courses	8	250	3.2%	9.9%	9.6%	9.1%
% of FP17s Relating to Free Repair or Replacements	0	250	0.0%	0.6%	0.7%	0.8%
% of FP17s Relating to Continuations	0	250	0.0%	1.1%	1.0%	1.1%
% of Patients satisfied with the dentistry they have received	0	0	N/A	92.2%	91.6%	91.4%
% of Patients satisfied with the time they had to wait for an appointment	0	0	N/A	87.8%	87.9%	87.7%

* This is based on patients treated on this contract for their most recent course of treatment. Figures in italics indicate the base number of FP17s or Patient Questionnaire responses are less than 100. N/A is shown where the base number of responses is less than 10 during the period. % is calculated as Quantity/Base number*100

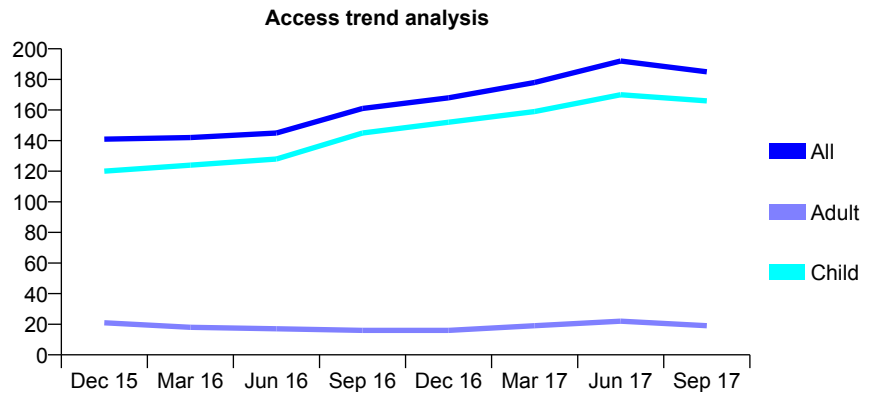
Q70 - Vital Signs At a Glance Contract Report for 164488/0001 - September 2017

Name or company name	Mr JJR Gollings
Contract type name	GDS Contract
Purpose of contract	General
Contract start date	01/04/2012
Contract end date	

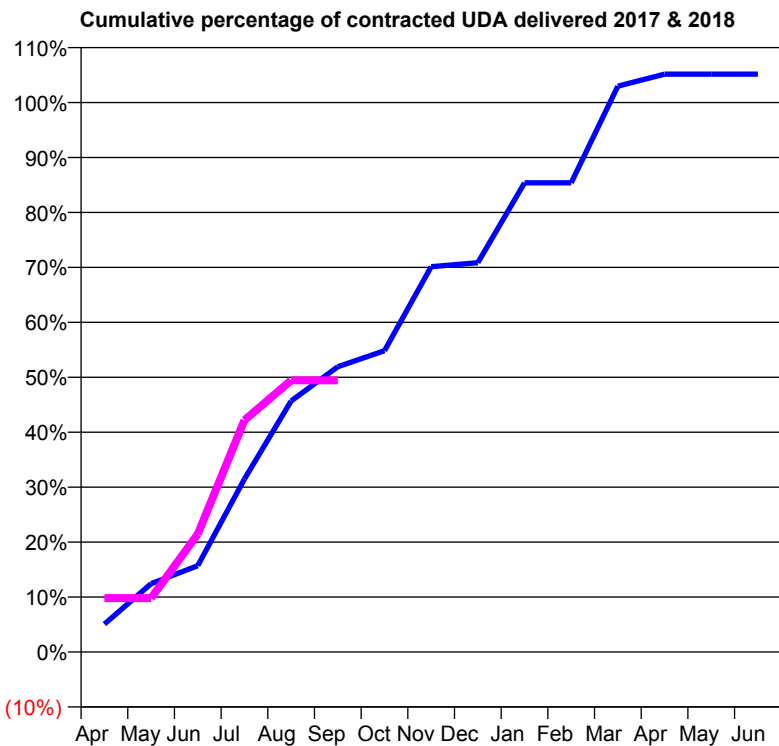
17/18 Contracted general activity (UDA)	275
Carry forward general activity (UDA)	0
17/18 Contracted orthodontic activity (UOA)	0
Carry forward orthodontic activity (UOA)	0
Baseline contract value	£7,327.07

ACCESS*

Patients seen in 24 months	Total	Change since previous quarter
Quarter ending September 2016	161	
Quarter ending December 2016	168	↑
Quarter ending March 2017	178	↑
Quarter ending June 2017	192	↑
Quarter ending September 2017	185	↓
Variance since September 2016	14.9%	↑



ACTIVITY



Month	Adjusted Scheduled Activity (UDA)	
	2017	2018
April	14	27
May	34	27
June	43	59
July	87	116
August	126	136
September	143	136
October	151	
November	193	
December	195	
January	235	
February	235	
March	283	
April	289	
May	289	
June	289	

QUALITY

	Quantity	Base Number	Contract	AT	Region	England
% of FP17s for the same patient ID Re-attending within 3 months - Children	1	100	1.0%	10.1%	11.4%	11.9%
% of FP17s for the same patient ID Re-attending within 3 months - Adults	0	8	0.0%	14.7%	15.7%	15.9%
% of FP17s for the same patient ID Re-attending between 3 & 9 months - Children	55	100	55.0%	60.5%	60.6%	58.1%
% of FP17s for the same patient ID Re-attending between 3 & 9 months - Adults	5	8	62.5%	52.1%	52.0%	50.6%
% of FP17s for Band 1 Urgent Courses	0	102	0.0%	9.9%	9.6%	9.1%
% of FP17s Relating to Free Repair or Replacements	0	102	0.0%	0.6%	0.7%	0.8%
% of FP17s Relating to Continuations	0	102	0.0%	1.1%	1.0%	1.1%
% of Patients satisfied with the dentistry they have received	0	0	N/A	92.2%	91.6%	91.4%
% of Patients satisfied with the time they had to wait for an appointment	0	0	N/A	87.8%	87.9%	87.7%

* This is based on patients treated on this contract for their most recent course of treatment. Figures in italics indicate the base number of FP17s or Patient Questionnaire responses are less than 100. N/A is shown where the base number of responses is less than 10 during the period. % is calculated as Quantity/Base number*100

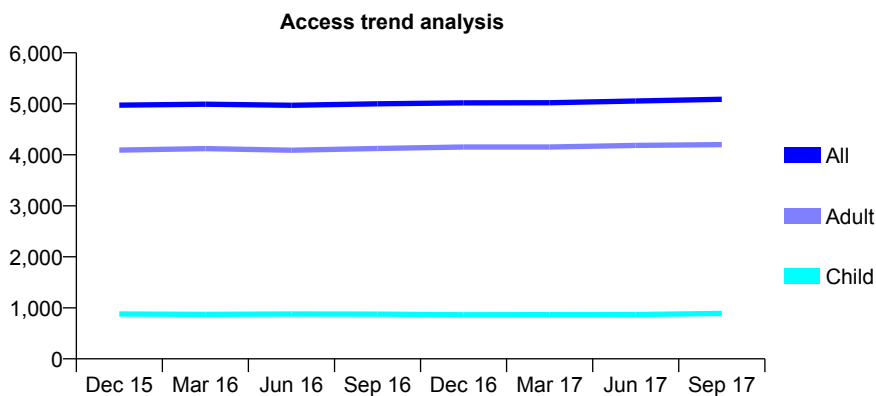
Q70 - Vital Signs At a Glance Contract Report for 164534/0001 - September 2017

Name or company name	Triangle Surgery Ltd
Contract type name	GDS Contract
Purpose of contract	General
Contract start date	01/04/2011
Contract end date	

17/18 Contracted general activity (UDA)	17,591
Carry forward general activity (UDA)	232
17/18 Contracted orthodontic activity (UOA)	0
Carry forward orthodontic activity (UOA)	0
Baseline contract value	£552,360.18

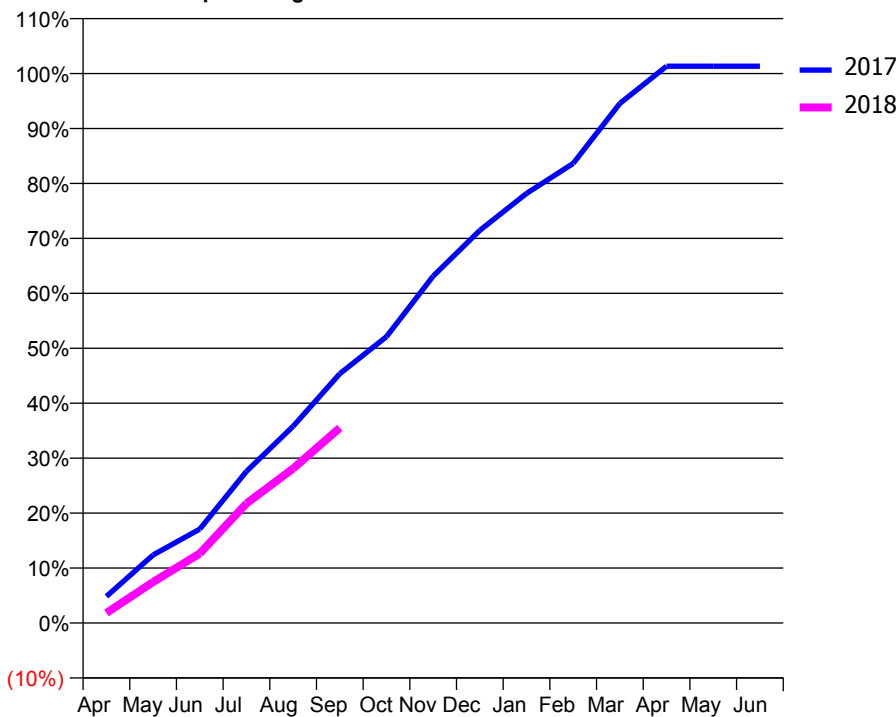
ACCESS*

Patients seen in 24 months	Total	Change since previous quarter
Quarter ending September 2016	4,999	
Quarter ending December 2016	5,017	→
Quarter ending March 2017	5,021	→
Quarter ending June 2017	5,054	→
Quarter ending September 2017	5,090	→
Variance since September 2016	1.8%	→



ACTIVITY

Cumulative percentage of contracted UDA delivered 2017 & 2018



Adjusted Scheduled Activity (UDA)

Month	2017	2018
April	853	320
May	2,177	1,312
June	3,006	2,226
July	4,856	3,826
August	6,297	4,944
September	7,979	6,247
October	9,166	
November	11,107	
December	12,571	
January	13,753	
February	14,712	
March	16,634	
April	17,823	
May	17,823	
June	17,823	

QUALITY

	Quantity	Base Number	Contract	AT	Region	England
% of FP17s for the same patient ID Re-attending within 3 months - Children	35	669	5.2%	10.1%	11.4%	11.9%
% of FP17s for the same patient ID Re-attending within 3 months - Adults	382	2,914	13.1%	14.7%	15.7%	15.9%
% of FP17s for the same patient ID Re-attending between 3 & 9 months - Children	398	669	59.5%	60.5%	60.6%	58.1%
% of FP17s for the same patient ID Re-attending between 3 & 9 months - Adults	1,641	2,914	56.3%	52.1%	52.0%	50.6%
% of FP17s for Band 1 Urgent Courses	335	3,138	10.7%	9.9%	9.6%	9.1%
% of FP17s Relating to Free Repair or Replacements	33	3,138	1.1%	0.6%	0.7%	0.8%
% of FP17s Relating to Continuations	34	3,138	1.1%	1.1%	1.0%	1.1%
% of Patients satisfied with the dentistry they have received	21	21	100.0%	92.2%	91.6%	91.4%
% of Patients satisfied with the time they had to wait for an appointment	21	21	100.0%	87.8%	87.9%	87.7%

* This is based on patients treated on this contract for their most recent course of treatment. Figures in italics indicate the base number of FP17s or Patient Questionnaire responses are less than 100. N/A is shown where the base number of responses is less than 10 during the period. % is calculated as Quantity/Base number*100

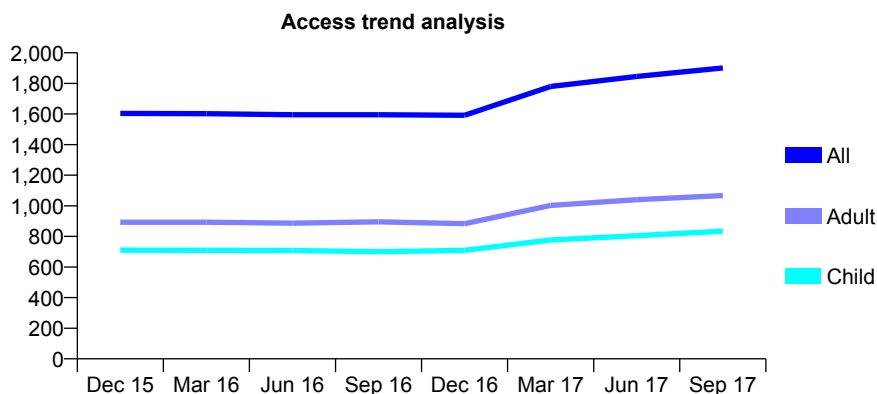
Q70 - Vital Signs At a Glance Contract Report for 166340/0001 - September 2017

Name or company name	Mr & Mrs Gabriel
Contract type name	GDS Contract
Purpose of contract	General
Contract start date	01/04/2008
Contract end date	

17/18 Contracted general activity (UDA)	3,292
Carry forward general activity (UDA)	0
17/18 Contracted orthodontic activity (UOA)	0
Carry forward orthodontic activity (UOA)	0
Baseline contract value	£84,312.18

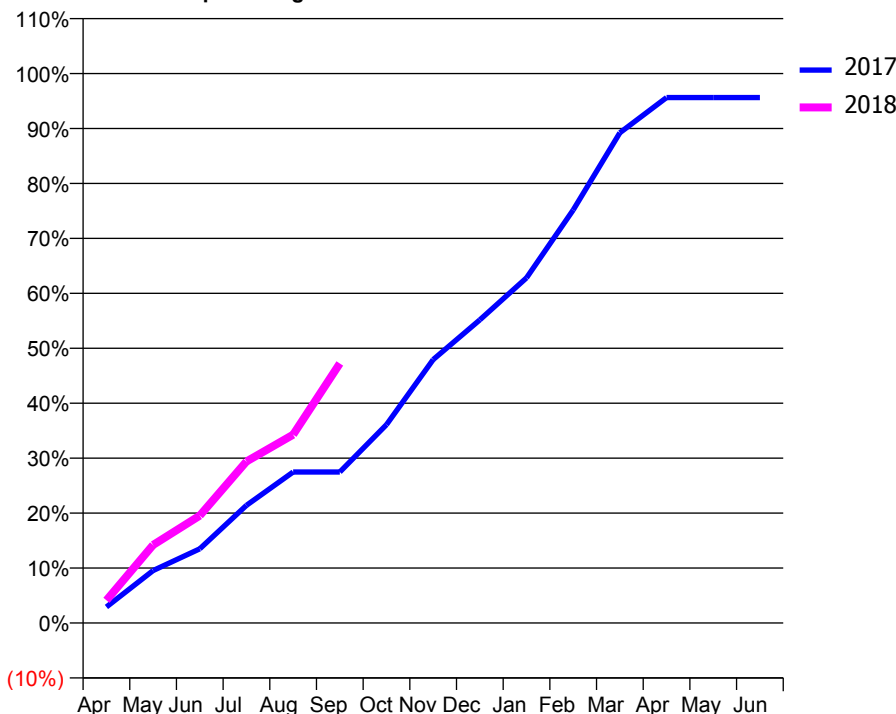
ACCESS*

Patients seen in 24 months	Total	Change since previous quarter
Quarter ending September 2016	1,595	
Quarter ending December 2016	1,592	→
Quarter ending March 2017	1,780	↑
Quarter ending June 2017	1,845	↑
Quarter ending September 2017	1,901	↑
Variance since September 2016	19.2%	↑



ACTIVITY

Cumulative percentage of contracted UDA delivered 2017 & 2018



Month	Adjusted Scheduled Activity (UDA)	
	2017	2018
April	96	136
May	314	468
June	445	644
July	705	968
August	904	1,128
September	904	1,555
October	1,188	
November	1,578	
December	1,816	
January	2,068	
February	2,475	
March	2,937	
April	3,148	
May	3,148	
June	3,148	

QUALITY

	Quantity	Base Number	Contract	AT	Region	England
% of FP17s for the same patient ID Re-attending within 3 months - Children	62	732	8.5%	10.1%	11.4%	11.9%
% of FP17s for the same patient ID Re-attending within 3 months - Adults	90	773	11.6%	14.7%	15.7%	15.9%
% of FP17s for the same patient ID Re-attending between 3 & 9 months - Children	456	732	62.3%	60.5%	60.6%	58.1%
% of FP17s for the same patient ID Re-attending between 3 & 9 months - Adults	456	773	59.0%	52.1%	52.0%	50.6%
% of FP17s for Band 1 Urgent Courses	53	880	6.0%	9.9%	9.6%	9.1%
% of FP17s Relating to Free Repair or Replacements	0	880	0.0%	0.6%	0.7%	0.8%
% of FP17s Relating to Continuations	3	880	0.3%	1.1%	1.0%	1.1%
% of Patients satisfied with the dentistry they have received	2	3	N/A	92.2%	91.6%	91.4%
% of Patients satisfied with the time they had to wait for an appointment	3	3	N/A	87.8%	87.9%	87.7%

* This is based on patients treated on this contract for their most recent course of treatment. Figures in italics indicate the base number of FP17s or Patient Questionnaire responses are less than 100. N/A is shown where the base number of responses is less than 10 during the period. % is calculated as Quantity/Base number*100

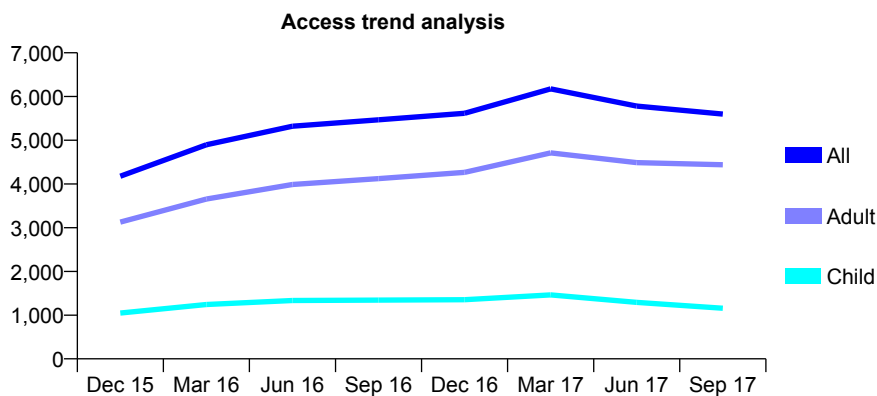
Q70 - Vital Signs At a Glance Contract Report for 167029/0001 - September 2017

Name or company name	The Dental Practice
Contract type name	GDS Contract
Purpose of contract	General
Contract start date	01/04/2015
Contract end date	

17/18 Contracted general activity (UDA)	16,368
Carry forward general activity (UDA)	0
17/18 Contracted orthodontic activity (UOA)	0
Carry forward orthodontic activity (UOA)	0
Baseline contract value	£461,811.50

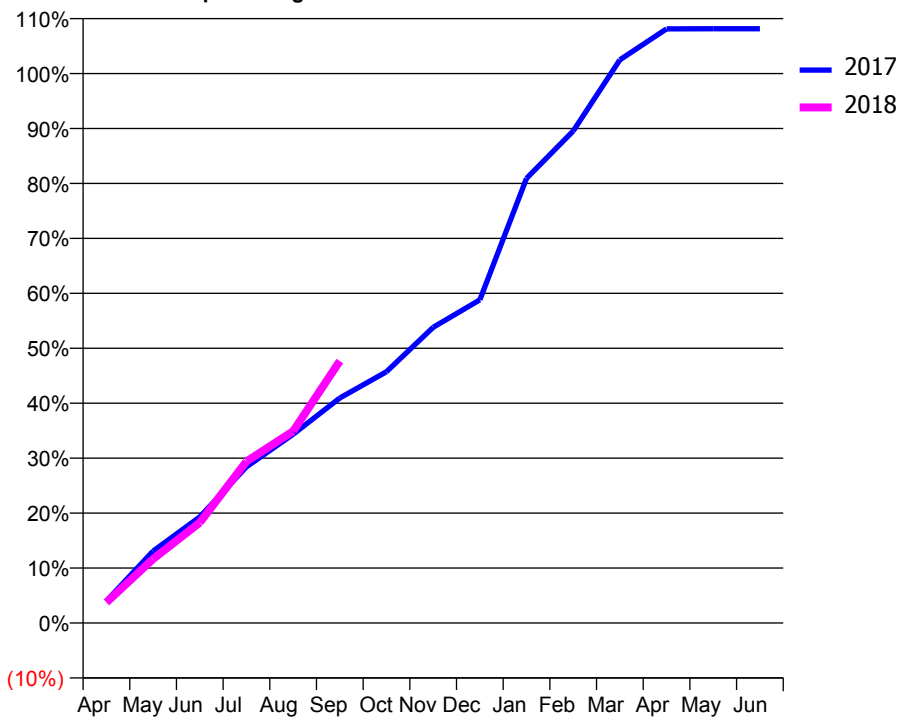
ACCESS*

Patients seen in 24 months	Total	Change since previous quarter
Quarter ending September 2016	5,468	
Quarter ending December 2016	5,618	↑
Quarter ending March 2017	6,174	↑
Quarter ending June 2017	5,780	↓
Quarter ending September 2017	5,597	↓
Variance since September 2016	2.4%	↑



ACTIVITY

Cumulative percentage of contracted UDA delivered 2017 & 2018



Adjusted Scheduled Activity (UDA)

Month	2017	2018
April	659	614
May	2,142	1,908
June	3,159	2,993
July	4,652	4,812
August	5,622	5,713
September	6,702	7,804
October	7,485	
November	8,806	
December	9,628	
January	13,246	
February	14,653	
March	16,776	
April	17,697	
May	17,700	
June	17,703	

QUALITY

	Quantity	Base Number	Contract	AT	Region	England
% of FP17s for the same patient ID Re-attending within 3 months - Children	66	890	7.4%	10.1%	11.4%	11.9%
% of FP17s for the same patient ID Re-attending within 3 months - Adults	635	3,042	20.9%	14.7%	15.7%	15.9%
% of FP17s for the same patient ID Re-attending between 3 & 9 months - Children	540	890	60.7%	60.5%	60.6%	58.1%
% of FP17s for the same patient ID Re-attending between 3 & 9 months - Adults	1,337	3,042	44.0%	52.1%	52.0%	50.6%
% of FP17s for Band 1 Urgent Courses	376	3,594	10.5%	9.9%	9.6%	9.1%
% of FP17s Relating to Free Repair or Replacements	104	3,594	2.9%	0.6%	0.7%	0.8%
% of FP17s Relating to Continuations	139	3,594	3.9%	1.1%	1.0%	1.1%
% of Patients satisfied with the dentistry they have received	17	18	94.4%	92.2%	91.6%	91.4%
% of Patients satisfied with the time they had to wait for an appointment	14	18	77.8%	87.8%	87.9%	87.7%

* This is based on patients treated on this contract for their most recent course of treatment. Figures in italics indicate the base number of FP17s or Patient Questionnaire responses are less than 100. N/A is shown where the base number of responses is less than 10 during the period. % is calculated as Quantity/Base number*100

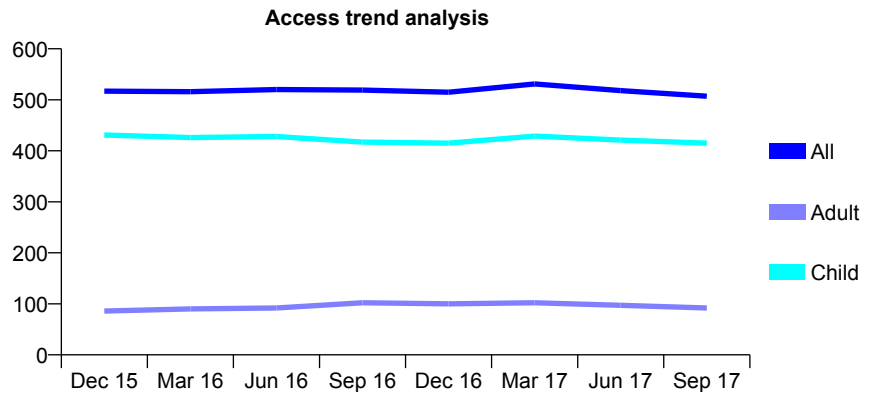
Q70 - Vital Signs At a Glance Contract Report for 167878/0001 - September 2017

Name or company name	The Lodge Dental Partnership
Contract type name	GDS Contract
Purpose of contract	General
Contract start date	01/03/2011
Contract end date	

17/18 Contracted general activity (UDA)	825
Carry forward general activity (UDA)	0
17/18 Contracted orthodontic activity (UOA)	0
Carry forward orthodontic activity (UOA)	0
Baseline contract value	£20,048.99

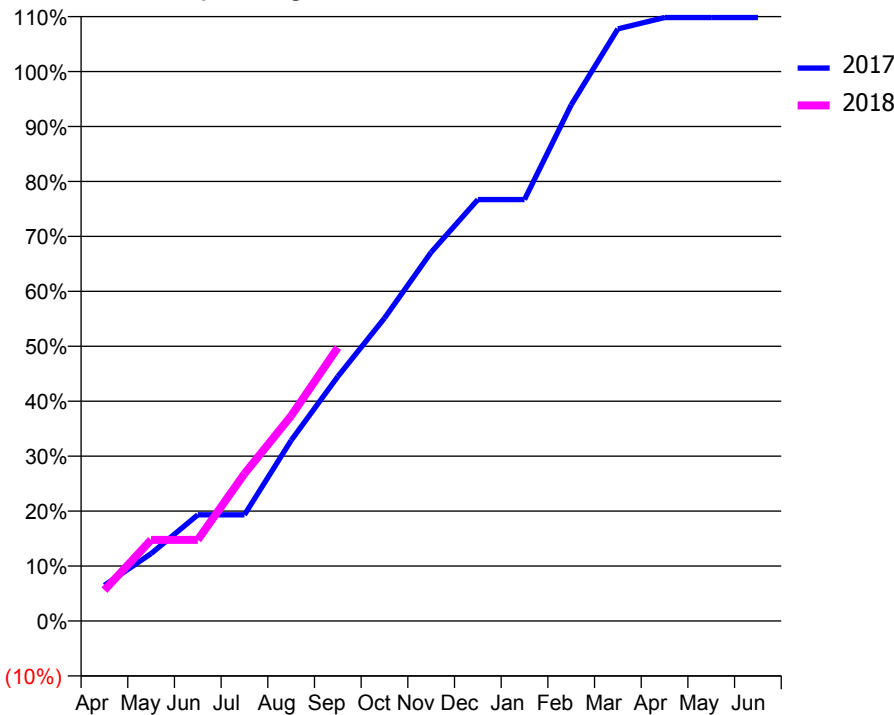
ACCESS*

Patients seen in 24 months	Total	Change since previous quarter
Quarter ending September 2016	519	
Quarter ending December 2016	515	→
Quarter ending March 2017	531	↑
Quarter ending June 2017	518	↓
Quarter ending September 2017	507	↓
Variance since September 2016	(2.3%)	↓



ACTIVITY

Cumulative percentage of contracted UDA delivered 2017 & 2018



Month	Adjusted Scheduled Activity (UDA)	
	2017	2018
April	54	46
May	101	122
June	159	122
July	159	221
August	271	308
September	367	411
October	455	
November	554	
December	633	
January	633	
February	775	
March	889	
April	906	
May	906	
June	906	

QUALITY

	Quantity	Base Number	Contract	AT	Region	England
% of FP17s for the same patient ID Re-attending within 3 months - Children	27	343	7.9%	10.1%	11.4%	11.9%
% of FP17s for the same patient ID Re-attending within 3 months - Adults	3	26	11.5%	14.7%	15.7%	15.9%
% of FP17s for the same patient ID Re-attending between 3 & 9 months - Children	229	343	66.8%	60.5%	60.6%	58.1%
% of FP17s for the same patient ID Re-attending between 3 & 9 months - Adults	17	26	65.4%	52.1%	52.0%	50.6%
% of FP17s for Band 1 Urgent Courses	23	352	6.5%	9.9%	9.6%	9.1%
% of FP17s Relating to Free Repair or Replacements	0	352	0.0%	0.6%	0.7%	0.8%
% of FP17s Relating to Continuations	6	352	1.7%	1.1%	1.0%	1.1%
% of Patients satisfied with the dentistry they have received	0	0	N/A	92.2%	91.6%	91.4%
% of Patients satisfied with the time they had to wait for an appointment	0	0	N/A	87.8%	87.9%	87.7%

* This is based on patients treated on this contract for their most recent course of treatment. Figures in italics indicate the base number of FP17s or Patient Questionnaire responses are less than 100. N/A is shown where the base number of responses is less than 10 during the period. % is calculated as Quantity/Base number*100

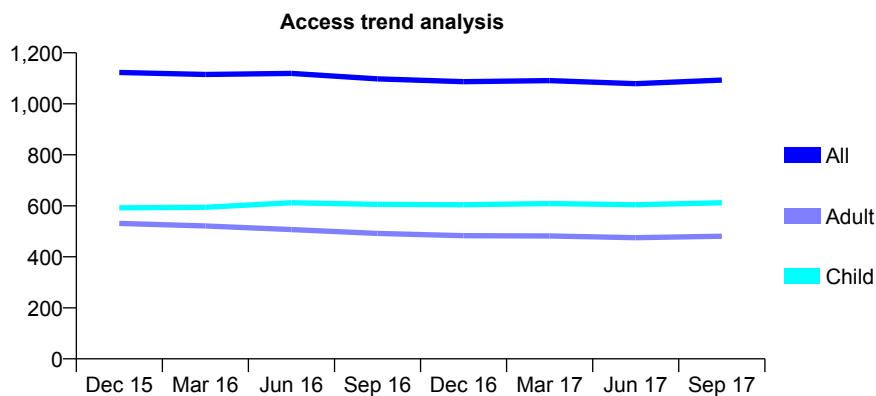
Q70 - Vital Signs At a Glance Contract Report for 168165/0001 - September 2017

Name or company name	Stalbridge Dental Practice Ltd
Contract type name	GDS Contract
Purpose of contract	General
Contract start date	01/04/2008
Contract end date	

17/18 Contracted general activity (UDA)	3,669
Carry forward general activity (UDA)	0
17/18 Contracted orthodontic activity (UOA)	0
Carry forward orthodontic activity (UOA)	0
Baseline contract value	£94,003.49

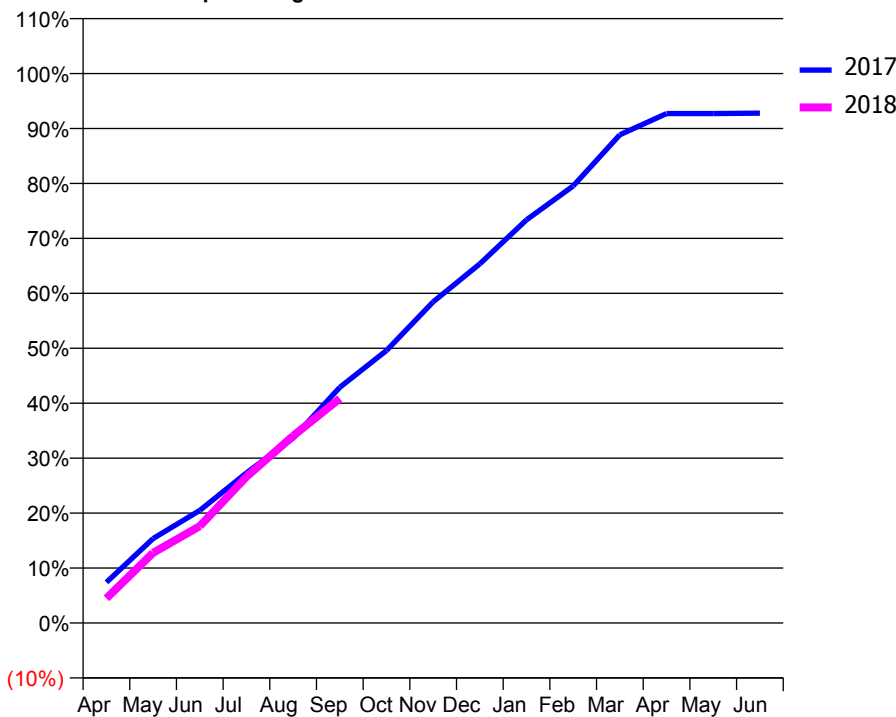
ACCESS*

Patients seen in 24 months	Total	Change since previous quarter
Quarter ending September 2016	1,098	
Quarter ending December 2016	1,087	↓
Quarter ending March 2017	1,091	→
Quarter ending June 2017	1,079	↓
Quarter ending September 2017	1,093	→
Variance since September 2016	(0.5%)	→



ACTIVITY

Cumulative percentage of contracted UDA delivered 2017 & 2018



Adjusted Scheduled Activity (UDA)		
Month	2017	2018
April	272	165
May	564	469
June	752	647
July	1,002	976
August	1,236	1,250
September	1,574	1,499
October	1,820	
November	2,145	
December	2,398	
January	2,692	
February	2,918	
March	3,260	
April	3,402	
May	3,402	
June	3,404	

QUALITY

	Quantity	Base Number	Contract	AT	Region	England
% of FP17s for the same patient ID Re-attending within 3 months - Children	17	470	3.6%	10.1%	11.4%	11.9%
% of FP17s for the same patient ID Re-attending within 3 months - Adults	45	298	15.1%	14.7%	15.7%	15.9%
% of FP17s for the same patient ID Re-attending between 3 & 9 months - Children	328	470	69.8%	60.5%	60.6%	58.1%
% of FP17s for the same patient ID Re-attending between 3 & 9 months - Adults	179	298	60.1%	52.1%	52.0%	50.6%
% of FP17s for Band 1 Urgent Courses	4	724	0.6%	9.9%	9.6%	9.1%
% of FP17s Relating to Free Repair or Replacements	0	724	0.0%	0.6%	0.7%	0.8%
% of FP17s Relating to Continuations	22	724	3.0%	1.1%	1.0%	1.1%
% of Patients satisfied with the dentistry they have received	4	4	N/A	92.2%	91.6%	91.4%
% of Patients satisfied with the time they had to wait for an appointment	4	4	N/A	87.8%	87.9%	87.7%

* This is based on patients treated on this contract for their most recent course of treatment. Figures in italics indicate the base number of FP17s or Patient Questionnaire responses are less than 100. N/A is shown where the base number of responses is less than 10 during the period. % is calculated as Quantity/Base number*100

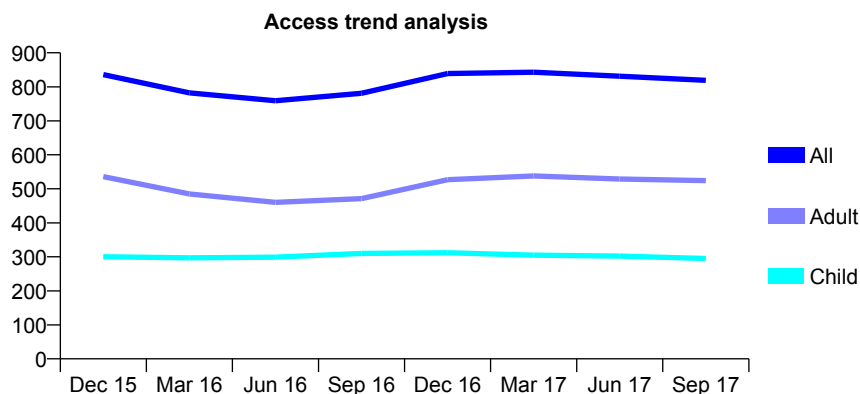
Q70 - Vital Signs At a Glance Contract Report for 169250/0001 - September 2017

Name or company name	Mrs E Aslani
Contract type name	GDS Contract
Purpose of contract	General
Contract start date	05/06/2009
Contract end date	

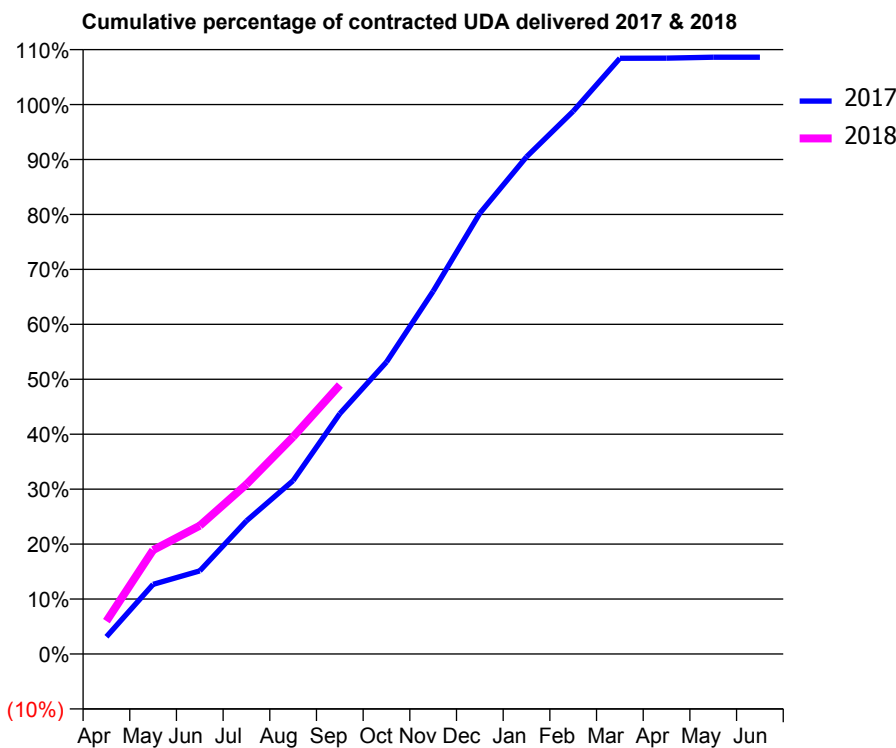
17/18 Contracted general activity (UDA)	2,300
Carry forward general activity (UDA)	0
17/18 Contracted orthodontic activity (UOA)	0
Carry forward orthodontic activity (UOA)	0
Baseline contract value	£51,994.49

ACCESS*

Patients seen in 24 months	Total	Change since previous quarter
Quarter ending September 2016	781	
Quarter ending December 2016	839	↑
Quarter ending March 2017	843	→
Quarter ending June 2017	831	↓
Quarter ending September 2017	819	↓
Variance since September 2016	4.9%	↑



ACTIVITY



Month	Adjusted Scheduled Activity (UDA)	
	2017	2018
April	72	137
May	291	435
June	348	537
July	557	710
August	726	909
September	1,006	1,126
October	1,222	
November	1,518	
December	1,845	
January	2,081	
February	2,272	
March	2,493	
April	2,494	
May	2,498	
June	2,498	

QUALITY

	Quantity	Base Number	Contract	AT	Region	England
% of FP17s for the same patient ID Re-attending within 3 months - Children	16	232	6.9%	10.1%	11.4%	11.9%
% of FP17s for the same patient ID Re-attending within 3 months - Adults	82	394	20.8%	14.7%	15.7%	15.9%
% of FP17s for the same patient ID Re-attending between 3 & 9 months - Children	162	232	69.8%	60.5%	60.6%	58.1%
% of FP17s for the same patient ID Re-attending between 3 & 9 months - Adults	248	394	62.9%	52.1%	52.0%	50.6%
% of FP17s for Band 1 Urgent Courses	45	620	7.3%	9.9%	9.6%	9.1%
% of FP17s Relating to Free Repair or Replacements	2	620	0.3%	0.6%	0.7%	0.8%
% of FP17s Relating to Continuations	4	620	0.6%	1.1%	1.0%	1.1%
% of Patients satisfied with the dentistry they have received	2	2	N/A	92.2%	91.6%	91.4%
% of Patients satisfied with the time they had to wait for an appointment	2	2	N/A	87.8%	87.9%	87.7%

* This is based on patients treated on this contract for their most recent course of treatment. Figures in italics indicate the base number of FP17s or Patient Questionnaire responses are less than 100. N/A is shown where the base number of responses is less than 10 during the period. % is calculated as Quantity/Base number*100

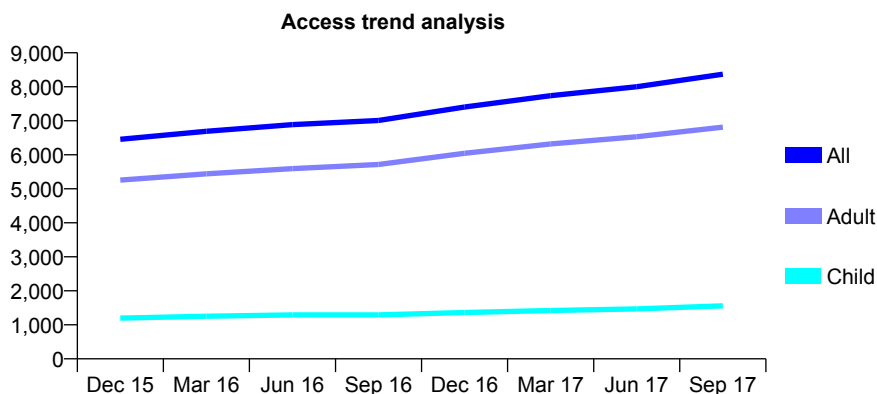
Q70 - Vital Signs At a Glance Contract Report for 169315/0001 - September 2017

Name or company name	M A & K T Cottrell
Contract type name	GDS Contract
Purpose of contract	General
Contract start date	01/04/2011
Contract end date	

17/18 Contracted general activity (UDA)	24,444
Carry forward general activity (UDA)	71
17/18 Contracted orthodontic activity (UOA)	0
Carry forward orthodontic activity (UOA)	0
Baseline contract value	£617,658.83

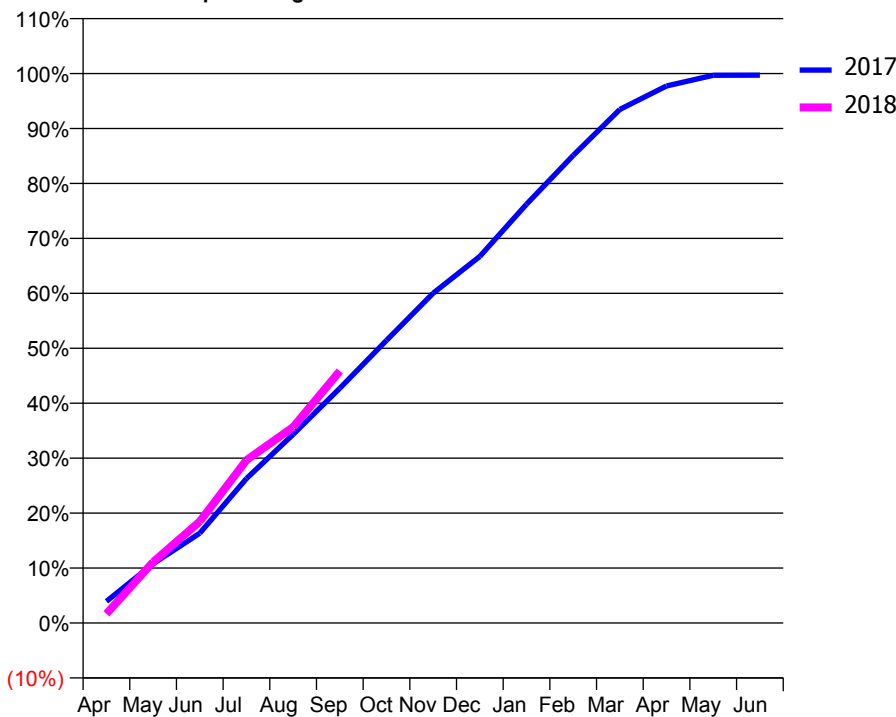
ACCESS*

Patients seen in 24 months	Total	Change since previous quarter
Quarter ending September 2016	7,009	
Quarter ending December 2016	7,406	↑
Quarter ending March 2017	7,741	↑
Quarter ending June 2017	8,001	↑
Quarter ending September 2017	8,371	↑
Variance since September 2016	19.4%	↑



ACTIVITY

Cumulative percentage of contracted UDA delivered 2017 & 2018



Adjusted Scheduled Activity (UDA)

Month	2017	2018
April	965	412
May	2,639	2,714
June	3,993	4,518
July	6,426	7,247
August	8,389	8,717
September	10,441	11,207
October	12,571	
November	14,672	
December	16,309	
January	18,626	
February	20,800	
March	22,849	
April	23,892	
May	24,363	
June	24,372	

QUALITY

	Quantity	Base Number	Contract	AT	Region	England
% of FP17s for the same patient ID Re-attending within 3 months - Children	106	1,327	8.0%	10.1%	11.4%	11.9%
% of FP17s for the same patient ID Re-attending within 3 months - Adults	590	4,728	12.5%	14.7%	15.7%	15.9%
% of FP17s for the same patient ID Re-attending between 3 & 9 months - Children	751	1,327	56.6%	60.5%	60.6%	58.1%
% of FP17s for the same patient ID Re-attending between 3 & 9 months - Adults	1,884	4,728	39.8%	52.1%	52.0%	50.6%
% of FP17s for Band 1 Urgent Courses	345	5,400	6.4%	9.9%	9.6%	9.1%
% of FP17s Relating to Free Repair or Replacements	5	5,400	0.1%	0.6%	0.7%	0.8%
% of FP17s Relating to Continuations	55	5,400	1.0%	1.1%	1.0%	1.1%
% of Patients satisfied with the dentistry they have received	9	9	N/A	92.2%	91.6%	91.4%
% of Patients satisfied with the time they had to wait for an appointment	8	9	N/A	87.8%	87.9%	87.7%

* This is based on patients treated on this contract for their most recent course of treatment. Figures in italics indicate the base number of FP17s or Patient Questionnaire responses are less than 100. N/A is shown where the base number of responses is less than 10 during the period. % is calculated as Quantity/Base number*100

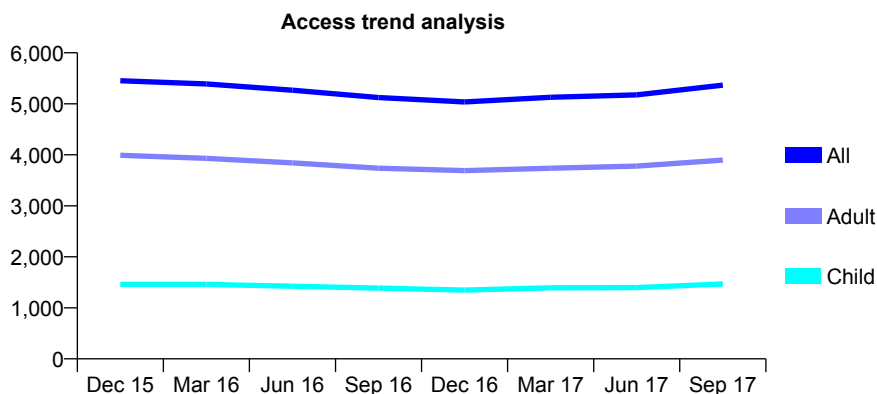
Q70 - Vital Signs At a Glance Contract Report for 170046/0001 - September 2017

Name or company name	Mr T Darling
Contract type name	GDS Contract
Purpose of contract	General and Orthodontic
Contract start date	01/12/2012
Contract end date	

17/18 Contracted general activity (UDA)	13,766
Carry forward general activity (UDA)	64
17/18 Contracted orthodontic activity (UOA)	221
Carry forward orthodontic activity (UOA)	0
Baseline contract value	£349,656.57

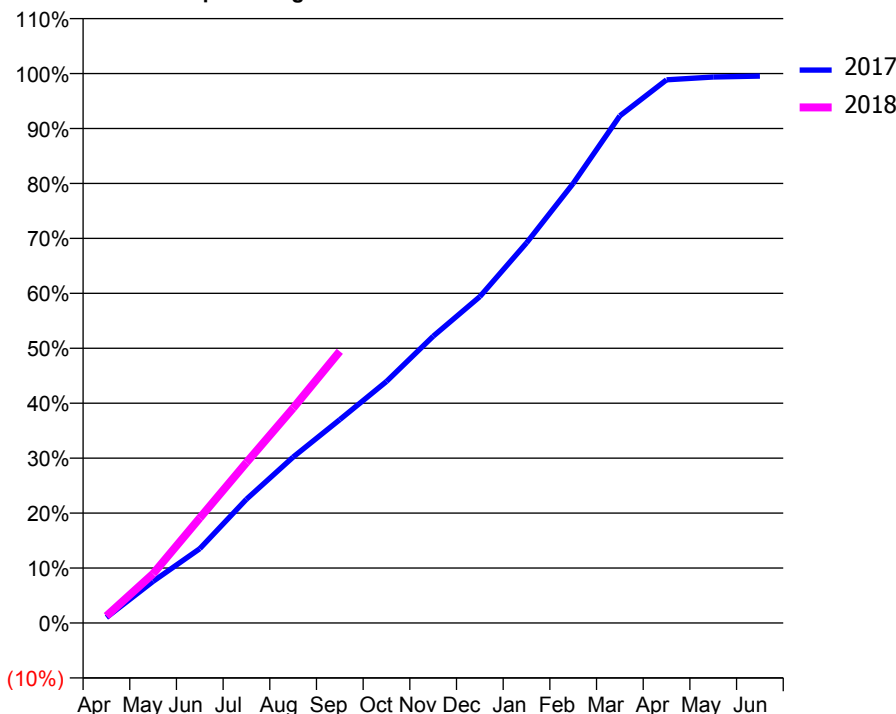
ACCESS*

Patients seen in 24 months	Total	Change since previous quarter
Quarter ending September 2016	5,123	
Quarter ending December 2016	5,036	↓
Quarter ending March 2017	5,128	→
Quarter ending June 2017	5,175	→
Quarter ending September 2017	5,366	↑
Variance since September 2016	4.7%	↑



ACTIVITY

Cumulative percentage of contracted UDA delivered 2017 & 2018



Month	Adjusted Scheduled Activity (UDA)	
	2017	2018
April	138	174
May	1,043	1,236
June	1,861	2,629
July	3,103	4,019
August	4,157	5,385
September	5,097	6,808
October	6,052	
November	7,184	
December	8,175	
January	9,522	
February	11,011	
March	12,705	
April	13,608	
May	13,676	
June	13,701	

QUALITY

	Quantity	Base Number	Contract	AT	Region	England
% of FP17s for the same patient ID Re-attending within 3 months - Children	76	1,046	7.3%	10.1%	11.4%	11.9%
% of FP17s for the same patient ID Re-attending within 3 months - Adults	349	2,580	13.5%	14.7%	15.7%	15.9%
% of FP17s for the same patient ID Re-attending between 3 & 9 months - Children	529	1,046	50.6%	60.5%	60.6%	58.1%
% of FP17s for the same patient ID Re-attending between 3 & 9 months - Adults	1,159	2,580	44.9%	52.1%	52.0%	50.6%
% of FP17s for Band 1 Urgent Courses	244	3,205	7.6%	9.9%	9.6%	9.1%
% of FP17s Relating to Free Repair or Replacements	0	3,205	0.0%	0.6%	0.7%	0.8%
% of FP17s Relating to Continuations	63	3,205	2.0%	1.1%	1.0%	1.1%
% of Patients satisfied with the dentistry they have received	4	4	N/A	92.2%	91.6%	91.4%
% of Patients satisfied with the time they had to wait for an appointment	4	4	N/A	87.8%	87.9%	87.7%

* This is based on patients treated on this contract for their most recent course of treatment. Figures in italics indicate the base number of FP17s or Patient Questionnaire responses are less than 100. N/A is shown where the base number of responses is less than 10 during the period. % is calculated as Quantity/Base number*100

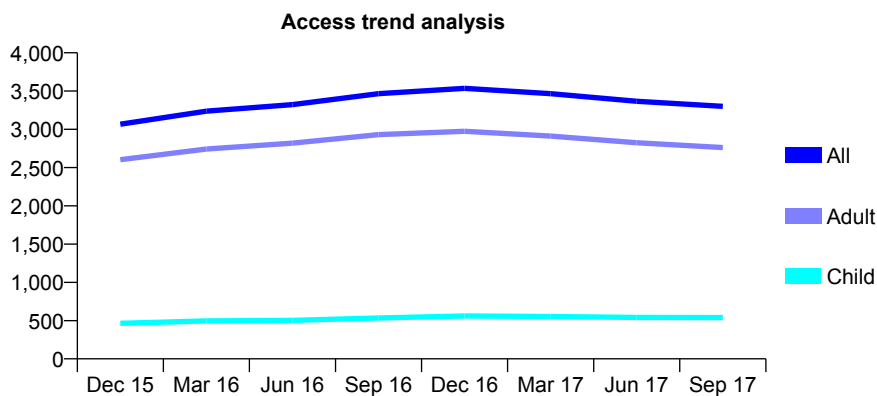
Q70 - Vital Signs At a Glance Contract Report for 170127/0001 - September 2017

Name or company name	The Erfans
Contract type name	GDS Contract
Purpose of contract	General
Contract start date	16/04/2012
Contract end date	

17/18 Contracted general activity (UDA)	9,107
Carry forward general activity (UDA)	0
17/18 Contracted orthodontic activity (UOA)	0
Carry forward orthodontic activity (UOA)	0
Baseline contract value	£226,523.67

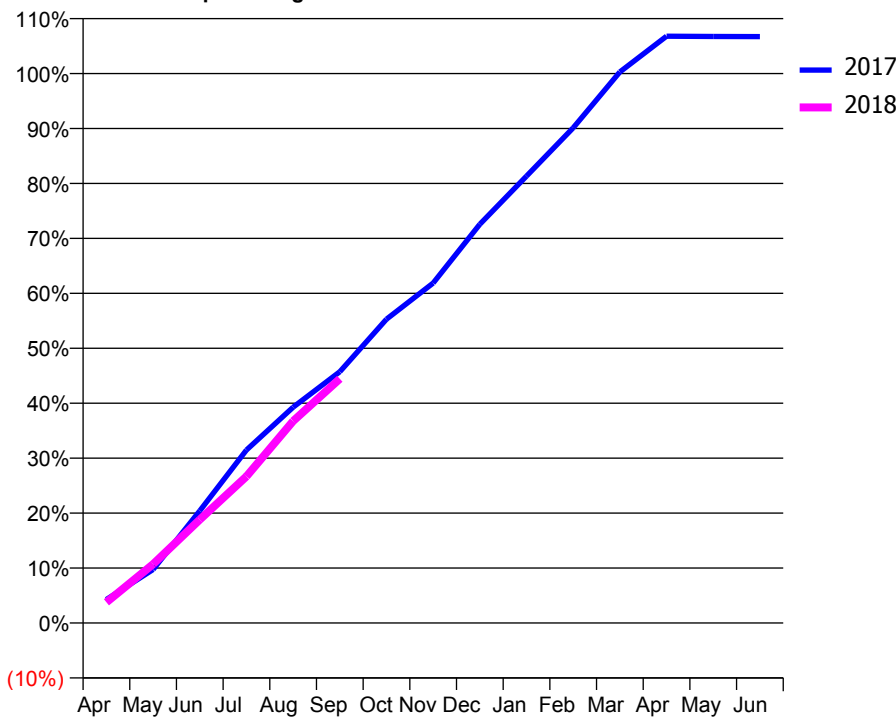
ACCESS*

Patients seen in 24 months	Total	Change since previous quarter
Quarter ending September 2016	3,465	
Quarter ending December 2016	3,536	↑
Quarter ending March 2017	3,465	↓
Quarter ending June 2017	3,366	↓
Quarter ending September 2017	3,301	↓
Variance since September 2016	(4.7%)	↓



ACTIVITY

Cumulative percentage of contracted UDA delivered 2017 & 2018



Month	Adjusted Scheduled Activity (UDA)	
	2017	2018
April	389	343
May	888	977
June	1,860	1,714
July	2,867	2,430
August	3,576	3,347
September	4,164	4,047
October	5,035	
November	5,634	
December	6,609	
January	7,408	
February	8,207	
March	9,134	
April	9,725	
May	9,721	
June	9,718	

QUALITY

	Quantity	Base Number	Contract	AT	Region	England
% of FP17s for the same patient ID Re-attending within 3 months - Children	23	336	6.8%	10.1%	11.4%	11.9%
% of FP17s for the same patient ID Re-attending within 3 months - Adults	183	1,790	10.2%	14.7%	15.7%	15.9%
% of FP17s for the same patient ID Re-attending between 3 & 9 months - Children	202	336	60.1%	60.5%	60.6%	58.1%
% of FP17s for the same patient ID Re-attending between 3 & 9 months - Adults	1,222	1,790	68.3%	52.1%	52.0%	50.6%
% of FP17s for Band 1 Urgent Courses	106	1,925	5.5%	9.9%	9.6%	9.1%
% of FP17s Relating to Free Repair or Replacements	16	1,925	0.8%	0.6%	0.7%	0.8%
% of FP17s Relating to Continuations	34	1,925	1.8%	1.1%	1.0%	1.1%
% of Patients satisfied with the dentistry they have received	13	14	92.9%	92.2%	91.6%	91.4%
% of Patients satisfied with the time they had to wait for an appointment	11	14	78.6%	87.8%	87.9%	87.7%

* This is based on patients treated on this contract for their most recent course of treatment. Figures in italics indicate the base number of FP17s or Patient Questionnaire responses are less than 100. N/A is shown where the base number of responses is less than 10 during the period. % is calculated as Quantity/Base number*100

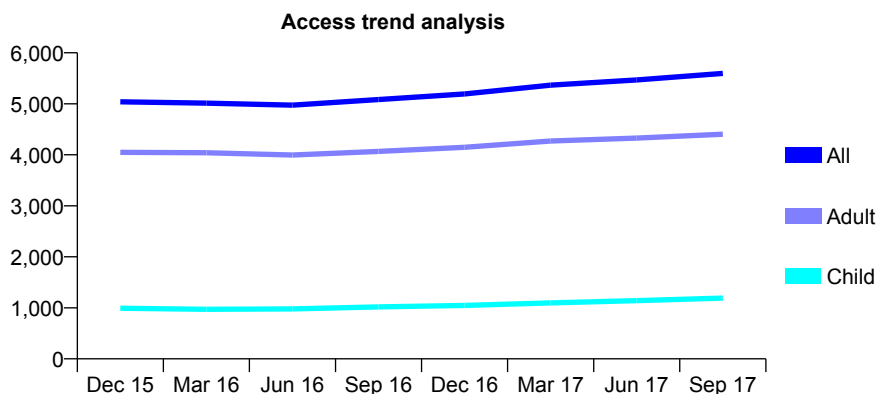
Q70 - Vital Signs At a Glance Contract Report for 170542/0001 - September 2017

Name or company name	Mr A Ebodi Deljoujin
Contract type name	GDS Contract
Purpose of contract	General
Contract start date	01/10/2010
Contract end date	

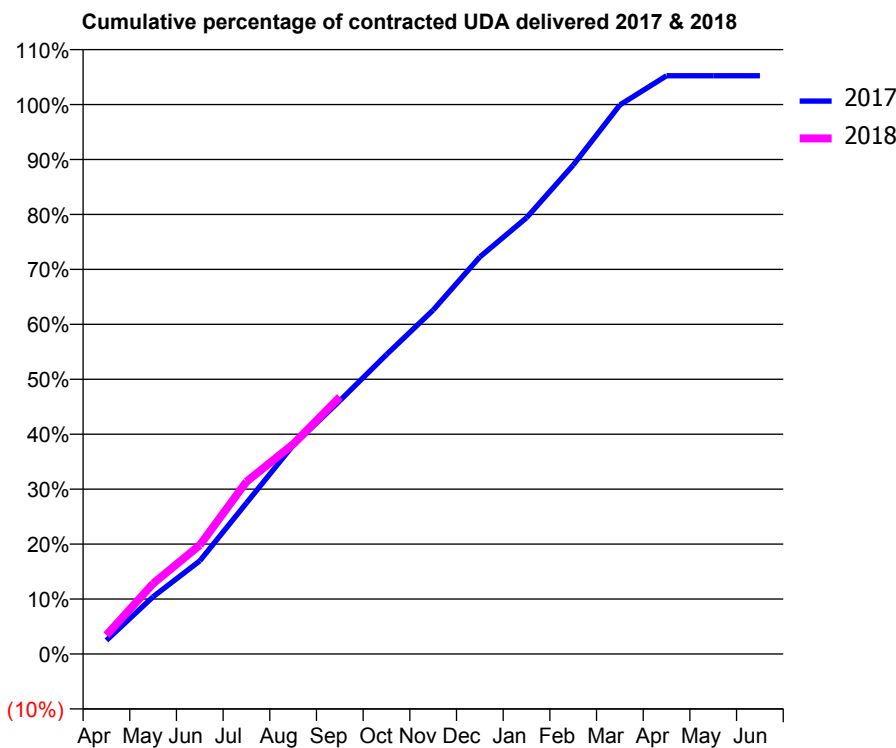
17/18 Contracted general activity (UDA)	17,076
Carry forward general activity (UDA)	0
17/18 Contracted orthodontic activity (UOA)	0
Carry forward orthodontic activity (UOA)	0
Baseline contract value	£410,167.17

ACCESS*

Patients seen in 24 months	Total	Change since previous quarter
Quarter ending September 2016	5,083	
Quarter ending December 2016	5,193	↑
Quarter ending March 2017	5,367	↑
Quarter ending June 2017	5,468	→
Quarter ending September 2017	5,595	↑
Variance since September 2016	10.1%	↑



ACTIVITY



Month	Adjusted Scheduled Activity (UDA)	
	2017	2018
April	426	587
May	1,780	2,191
June	2,894	3,382
July	4,695	5,355
August	6,488	6,521
September	7,871	7,989
October	9,303	
November	10,688	
December	12,337	
January	13,555	
February	15,192	
March	17,063	
April	17,972	
May	17,972	
June	17,969	

QUALITY

	Quantity	Base Number	Contract	AT	Region	England
% of FP17s for the same patient ID Re-attending within 3 months - Children	56	966	5.8%	10.1%	11.4%	11.9%
% of FP17s for the same patient ID Re-attending within 3 months - Adults	452	3,484	13.0%	14.7%	15.7%	15.9%
% of FP17s for the same patient ID Re-attending between 3 & 9 months - Children	592	966	61.3%	60.5%	60.6%	58.1%
% of FP17s for the same patient ID Re-attending between 3 & 9 months - Adults	2,286	3,484	65.6%	52.1%	52.0%	50.6%
% of FP17s for Band 1 Urgent Courses	293	4,104	7.1%	9.9%	9.6%	9.1%
% of FP17s Relating to Free Repair or Replacements	14	4,104	0.3%	0.6%	0.7%	0.8%
% of FP17s Relating to Continuations	61	4,104	1.5%	1.1%	1.0%	1.1%
% of Patients satisfied with the dentistry they have received	12	13	92.3%	92.2%	91.6%	91.4%
% of Patients satisfied with the time they had to wait for an appointment	13	13	100.0%	87.8%	87.9%	87.7%

* This is based on patients treated on this contract for their most recent course of treatment. Figures in italics indicate the base number of FP17s or Patient Questionnaire responses are less than 100. N/A is shown where the base number of responses is less than 10 during the period. % is calculated as Quantity/Base number*100

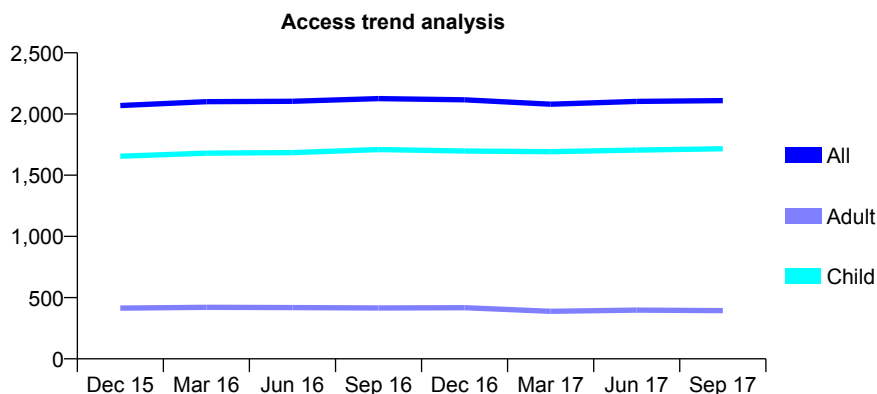
Q70 - Vital Signs At a Glance Contract Report for 171921/0001 - September 2017

Name or company name	Beauchamp House Dental Surgery
Contract type name	GDS Contract
Purpose of contract	General
Contract start date	01/04/2009
Contract end date	

17/18 Contracted general activity (UDA)	5,000
Carry forward general activity (UDA)	0
17/18 Contracted orthodontic activity (UOA)	0
Carry forward orthodontic activity (UOA)	0
Baseline contract value	£154,970.13

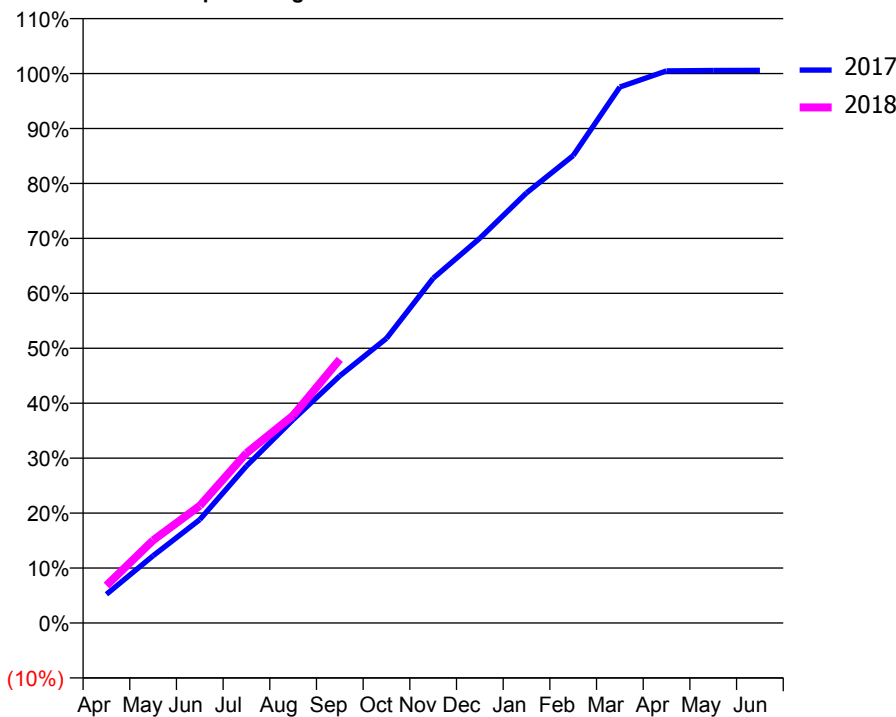
ACCESS*

Patients seen in 24 months	Total	Change since previous quarter
Quarter ending September 2016	2,126	
Quarter ending December 2016	2,116	→
Quarter ending March 2017	2,080	↓
Quarter ending June 2017	2,103	→
Quarter ending September 2017	2,110	→
Variance since September 2016	(0.8%)	→



ACTIVITY

Cumulative percentage of contracted UDA delivered 2017 & 2018



Adjusted Scheduled Activity (UDA)

Month	2017	2018
April	261	342
May	612	753
June	941	1,067
July	1,429	1,547
August	1,851	1,888
September	2,249	2,399
October	2,589	
November	3,137	
December	3,501	
January	3,914	
February	4,253	
March	4,877	
April	5,024	
May	5,027	
June	5,028	

QUALITY

	Quantity	Base Number	Contract	AT	Region	England
% of FP17s for the same patient ID Re-attending within 3 months - Children	118	1,496	7.9%	10.1%	11.4%	11.9%
% of FP17s for the same patient ID Re-attending within 3 months - Adults	32	174	18.4%	14.7%	15.7%	15.9%
% of FP17s for the same patient ID Re-attending between 3 & 9 months - Children	1,063	1,496	71.1%	60.5%	60.6%	58.1%
% of FP17s for the same patient ID Re-attending between 3 & 9 months - Adults	98	174	56.3%	52.1%	52.0%	50.6%
% of FP17s for Band 1 Urgent Courses	57	1,579	3.6%	9.9%	9.6%	9.1%
% of FP17s Relating to Free Repair or Replacements	0	1,579	0.0%	0.6%	0.7%	0.8%
% of FP17s Relating to Continuations	0	1,579	0.0%	1.1%	1.0%	1.1%
% of Patients satisfied with the dentistry they have received	8	8	N/A	92.2%	91.6%	91.4%
% of Patients satisfied with the time they had to wait for an appointment	8	8	N/A	87.8%	87.9%	87.7%

* This is based on patients treated on this contract for their most recent course of treatment. Figures in italics indicate the base number of FP17s or Patient Questionnaire responses are less than 100. N/A is shown where the base number of responses is less than 10 during the period. % is calculated as Quantity/Base number*100

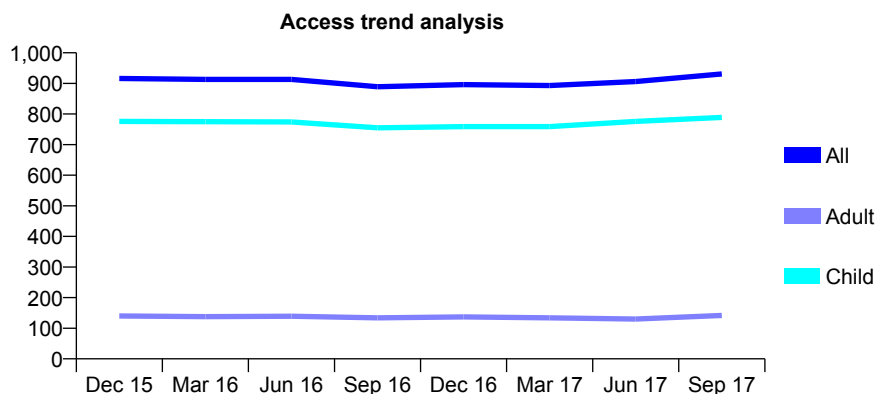
Q70 - Vital Signs At a Glance Contract Report for 173363/0001 - September 2017

Name or company name	MLL Portchester
Contract type name	GDS Contract
Purpose of contract	General
Contract start date	01/10/2009
Contract end date	

17/18 Contracted general activity (UDA)	1,430
Carry forward general activity (UDA)	0
17/18 Contracted orthodontic activity (UOA)	0
Carry forward orthodontic activity (UOA)	0
Baseline contract value	£36,645.91

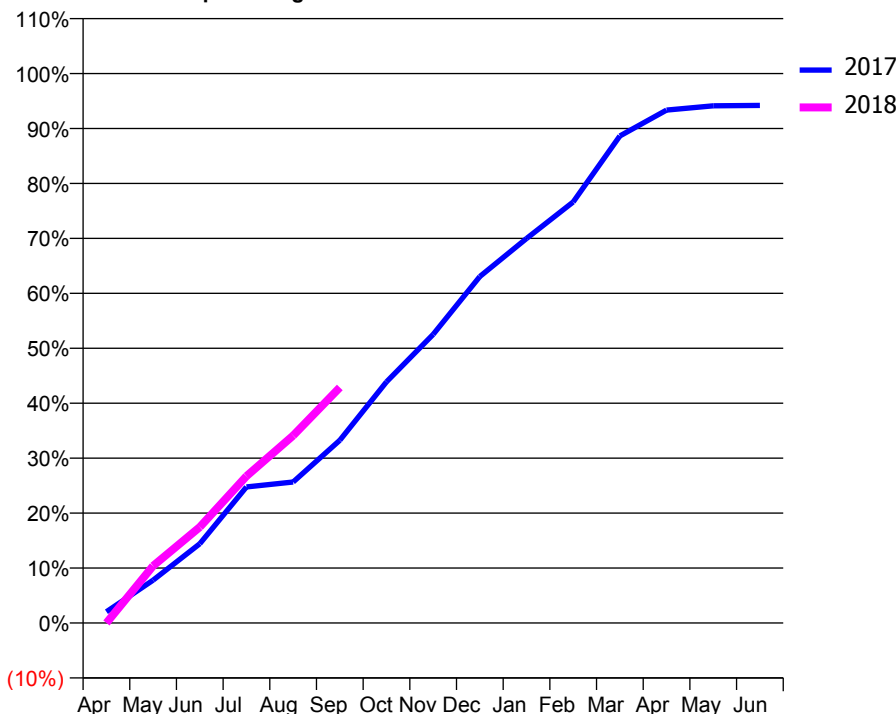
ACCESS*

Patients seen in 24 months	Total	Change since previous quarter
Quarter ending September 2016	889	
Quarter ending December 2016	896	→
Quarter ending March 2017	893	→
Quarter ending June 2017	906	→
Quarter ending September 2017	931	↑
Variance since September 2016	4.7%	↑



ACTIVITY

Cumulative percentage of contracted UDA delivered 2017 & 2018



Adjusted Scheduled Activity (UDA)

Month	2017	2018
April	29	0
May	112	149
June	206	250
July	354	382
August	367	488
September	476	613
October	628	
November	751	
December	902	
January	1,001	
February	1,096	
March	1,268	
April	1,335	
May	1,346	
June	1,347	

QUALITY

	Quantity	Base Number	Contract	AT	Region	England
% of FP17s for the same patient ID Re-attending within 3 months - Children	10	449	2.2%	10.1%	11.4%	11.9%
% of FP17s for the same patient ID Re-attending within 3 months - Adults	1	28	3.6%	14.7%	15.7%	15.9%
% of FP17s for the same patient ID Re-attending between 3 & 9 months - Children	179	449	39.9%	60.5%	60.6%	58.1%
% of FP17s for the same patient ID Re-attending between 3 & 9 months - Adults	9	28	32.1%	52.1%	52.0%	50.6%
% of FP17s for Band 1 Urgent Courses	15	420	3.6%	9.9%	9.6%	9.1%
% of FP17s Relating to Free Repair or Replacements	0	420	0.0%	0.6%	0.7%	0.8%
% of FP17s Relating to Continuations	0	420	0.0%	1.1%	1.0%	1.1%
% of Patients satisfied with the dentistry they have received	2	2	N/A	92.2%	91.6%	91.4%
% of Patients satisfied with the time they had to wait for an appointment	1	2	N/A	87.8%	87.9%	87.7%

* This is based on patients treated on this contract for their most recent course of treatment. Figures in italics indicate the base number of FP17s or Patient Questionnaire responses are less than 100. N/A is shown where the base number of responses is less than 10 during the period. % is calculated as Quantity/Base number*100

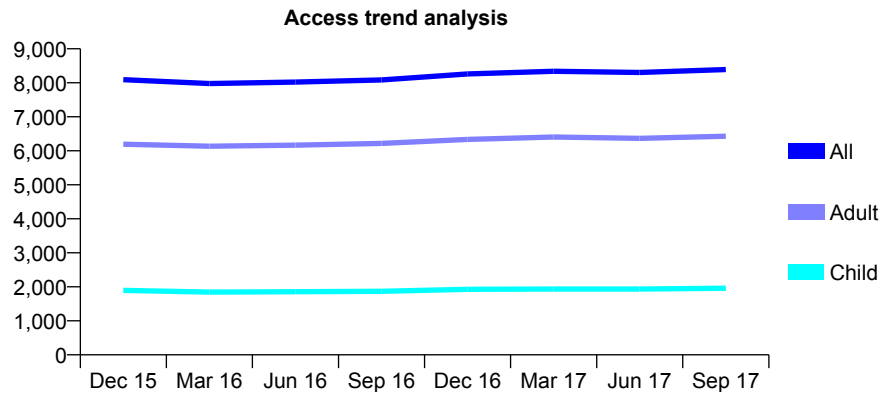
Q70 - Vital Signs At a Glance Contract Report for 175226/0001 - September 2017

Name or company name	Forest Gate Dental Practice
Contract type name	GDS Contract
Purpose of contract	General
Contract start date	01/04/2009
Contract end date	

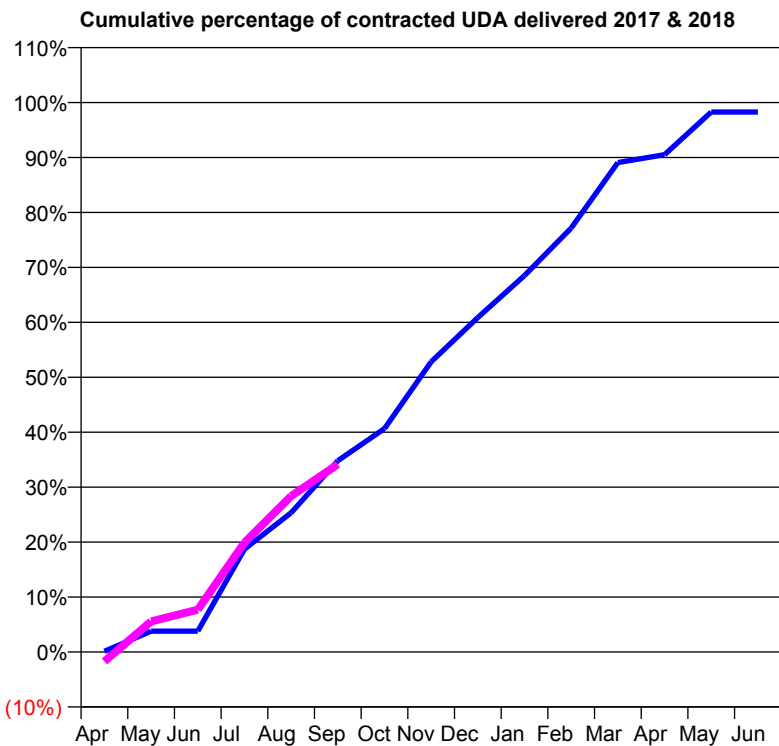
17/18 Contracted general activity (UDA)	26,029
Carry forward general activity (UDA)	452
17/18 Contracted orthodontic activity (UOA)	0
Carry forward orthodontic activity (UOA)	0
Baseline contract value	£771,570.74

ACCESS*

Patients seen in 24 months	Total	Change since previous quarter
Quarter ending September 2016	8,083	
Quarter ending December 2016	8,261	↑
Quarter ending March 2017	8,340	→
Quarter ending June 2017	8,302	→
Quarter ending September 2017	8,389	→
Variance since September 2016	3.8%	↑



ACTIVITY



Month	Adjusted Scheduled Activity (UDA)	
	2017	2018
April	35	-452
May	985	1,449
June	985	2,008
July	4,872	5,184
August	6,597	7,384
September	9,059	8,889
October	10,581	
November	13,751	
December	15,846	
January	17,832	
February	20,085	
March	23,186	
April	23,555	
May	25,577	
June	25,577	

QUALITY

	Quantity	Base Number	Contract	AT	Region	England
% of FP17s for the same patient ID Re-attending within 3 months - Children	73	1,309	5.6%	10.1%	11.4%	11.9%
% of FP17s for the same patient ID Re-attending within 3 months - Adults	673	4,261	15.8%	14.7%	15.7%	15.9%
% of FP17s for the same patient ID Re-attending between 3 & 9 months - Children	763	1,309	58.3%	60.5%	60.6%	58.1%
% of FP17s for the same patient ID Re-attending between 3 & 9 months - Adults	2,143	4,261	50.3%	52.1%	52.0%	50.6%
% of FP17s for Band 1 Urgent Courses	414	4,913	8.4%	9.9%	9.6%	9.1%
% of FP17s Relating to Free Repair or Replacements	59	4,913	1.2%	0.6%	0.7%	0.8%
% of FP17s Relating to Continuations	139	4,913	2.8%	1.1%	1.0%	1.1%
% of Patients satisfied with the dentistry they have received	8	8	N/A	92.2%	91.6%	91.4%
% of Patients satisfied with the time they had to wait for an appointment	7	8	N/A	87.8%	87.9%	87.7%

* This is based on patients treated on this contract for their most recent course of treatment. Figures in italics indicate the base number of FP17s or Patient Questionnaire responses are less than 100. N/A is shown where the base number of responses is less than 10 during the period. % is calculated as Quantity/Base number*100

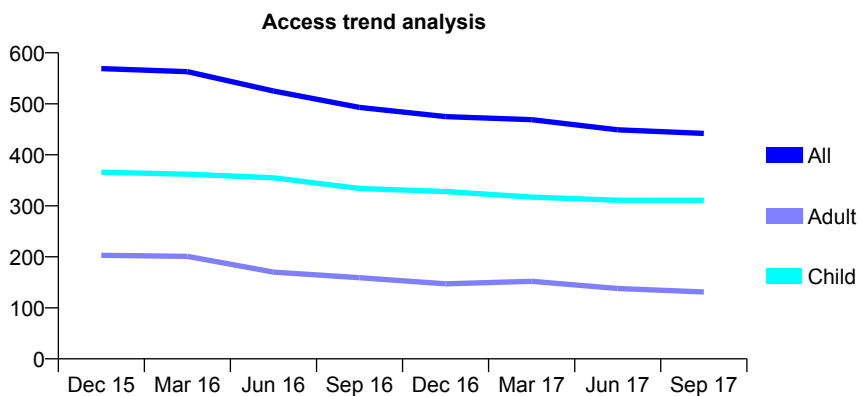
Q70 - Vital Signs At a Glance Contract Report for 177148/0001 - September 2017

Name or company name	Miss S K Dau
Contract type name	GDS Contract
Purpose of contract	General
Contract start date	01/02/2014
Contract end date	

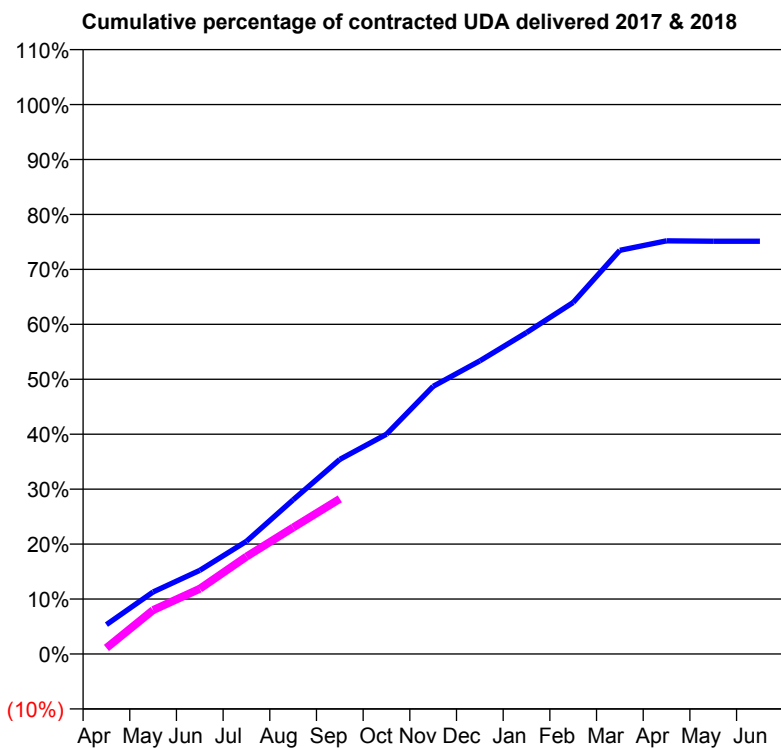
17/18 Contracted general activity (UDA)	1,500
Carry forward general activity (UDA)	0
17/18 Contracted orthodontic activity (UOA)	0
Carry forward orthodontic activity (UOA)	0
Baseline contract value	£35,668.94

ACCESS*

Patients seen in 24 months	Total	Change since previous quarter
Quarter ending September 2016	493	
Quarter ending December 2016	475	↓
Quarter ending March 2017	469	↓
Quarter ending June 2017	449	↓
Quarter ending September 2017	442	↓
Variance since September 2016	(10.3%)	↓



ACTIVITY



Month	Adjusted Scheduled Activity (UDA)	
	2017	2018
April	80	17
May	169	120
June	228	178
July	308	266
August	421	345
September	531	424
October	600	
November	731	
December	800	
January	878	
February	960	
March	1,102	
April	1,128	
May	1,127	
June	1,127	

QUALITY

	Quantity	Base Number	Contract	AT	Region	England
% of FP17s for the same patient ID Re-attending within 3 months - Children	11	252	4.4%	10.1%	11.4%	11.9%
% of FP17s for the same patient ID Re-attending within 3 months - Adults	1	64	1.6%	14.7%	15.7%	15.9%
% of FP17s for the same patient ID Re-attending between 3 & 9 months - Children	170	252	67.5%	60.5%	60.6%	58.1%
% of FP17s for the same patient ID Re-attending between 3 & 9 months - Adults	41	64	64.1%	52.1%	52.0%	50.6%
% of FP17s for Band 1 Urgent Courses	13	297	4.4%	9.9%	9.6%	9.1%
% of FP17s Relating to Free Repair or Replacements	0	297	0.0%	0.6%	0.7%	0.8%
% of FP17s Relating to Continuations	0	297	0.0%	1.1%	1.0%	1.1%
% of Patients satisfied with the dentistry they have received	2	2	N/A	92.2%	91.6%	91.4%
% of Patients satisfied with the time they had to wait for an appointment	2	2	N/A	87.8%	87.9%	87.7%

* This is based on patients treated on this contract for their most recent course of treatment. Figures in italics indicate the base number of FP17s or Patient Questionnaire responses are less than 100. N/A is shown where the base number of responses is less than 10 during the period. % is calculated as Quantity/Base number*100

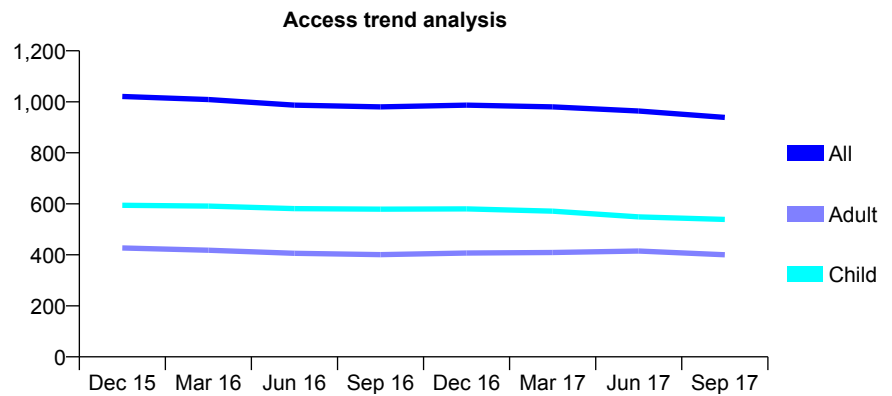
Q70 - Vital Signs At a Glance Contract Report for 177571/0001 - September 2017

Name or company name	Mr M Dellafera
Contract type name	GDS Contract
Purpose of contract	General
Contract start date	01/07/2008
Contract end date	

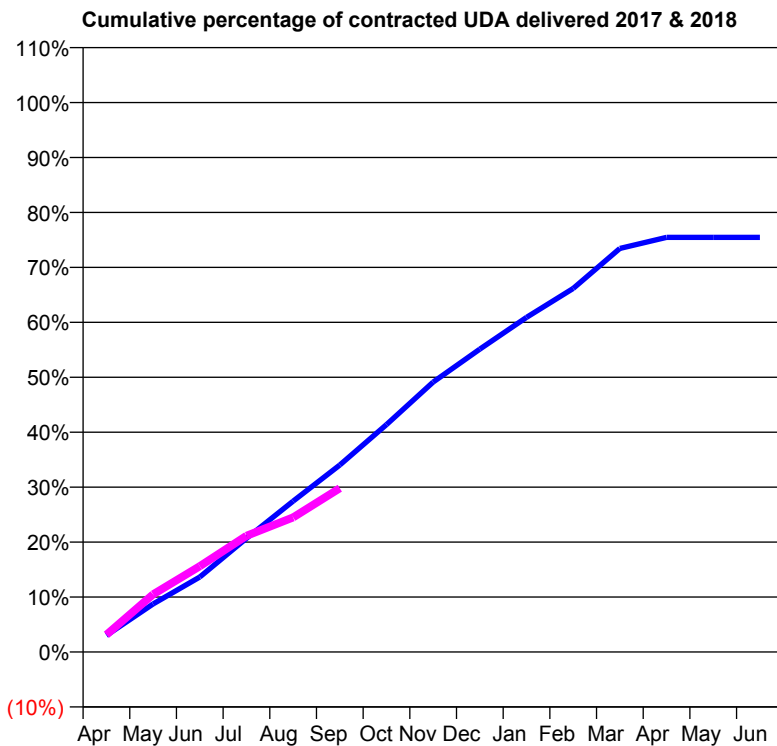
17/18 Contracted general activity (UDA)	2,600
Carry forward general activity (UDA)	0
17/18 Contracted orthodontic activity (UOA)	0
Carry forward orthodontic activity (UOA)	0
Baseline contract value	£59,108.00

ACCESS*

Patients seen in 24 months	Total	Change since previous quarter
Quarter ending September 2016	980	
Quarter ending December 2016	987	→
Quarter ending March 2017	980	→
Quarter ending June 2017	964	↓
Quarter ending September 2017	939	↓
Variance since September 2016	(4.2%)	↓



ACTIVITY



Adjusted Scheduled Activity (UDA)		
Month	2017	2018
April	79	82
May	227	273
June	355	406
July	538	550
August	714	637
September	885	775
October	1,076	
November	1,278	
December	1,433	
January	1,583	
February	1,720	
March	1,909	
April	1,962	
May	1,962	
June	1,962	

QUALITY

	Quantity	Base Number	Contract	AT	Region	England
% of FP17s for the same patient ID Re-attending within 3 months - Children	19	422	4.5%	10.1%	11.4%	11.9%
% of FP17s for the same patient ID Re-attending within 3 months - Adults	20	219	9.1%	14.7%	15.7%	15.9%
% of FP17s for the same patient ID Re-attending between 3 & 9 months - Children	301	422	71.3%	60.5%	60.6%	58.1%
% of FP17s for the same patient ID Re-attending between 3 & 9 months - Adults	133	219	60.7%	52.1%	52.0%	50.6%
% of FP17s for Band 1 Urgent Courses	19	602	3.2%	9.9%	9.6%	9.1%
% of FP17s Relating to Free Repair or Replacements	0	602	0.0%	0.6%	0.7%	0.8%
% of FP17s Relating to Continuations	4	602	0.7%	1.1%	1.0%	1.1%
% of Patients satisfied with the dentistry they have received	1	1	N/A	92.2%	91.6%	91.4%
% of Patients satisfied with the time they had to wait for an appointment	1	1	N/A	87.8%	87.9%	87.7%

* This is based on patients treated on this contract for their most recent course of treatment. Figures in italics indicate the base number of FP17s or Patient Questionnaire responses are less than 100. N/A is shown where the base number of responses is less than 10 during the period. % is calculated as Quantity/Base number*100

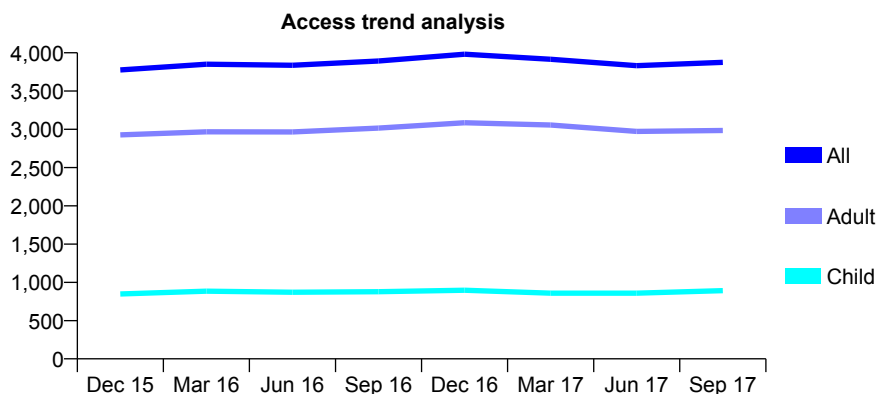
Q70 - Vital Signs At a Glance Contract Report for 179418/0001 - September 2017

Name or company name	Moonlight Dental Surgeries Ltd
Contract type name	GDS Contract
Purpose of contract	General
Contract start date	01/10/2008
Contract end date	

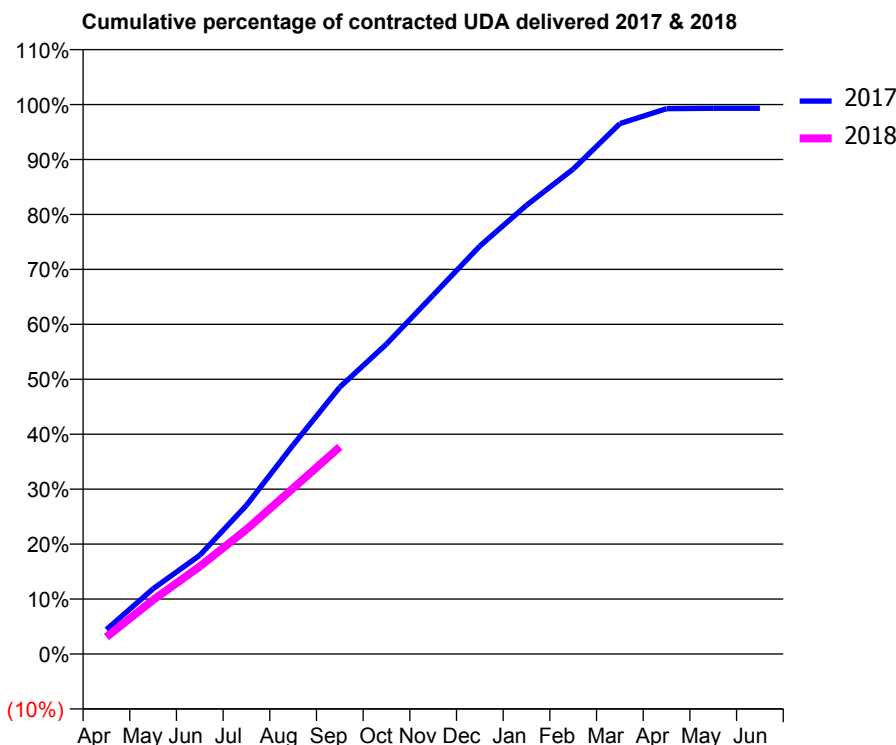
17/18 Contracted general activity (UDA)	14,000
Carry forward general activity (UDA)	97
17/18 Contracted orthodontic activity (UOA)	0
Carry forward orthodontic activity (UOA)	0
Baseline contract value	£350,012.29

ACCESS*

Patients seen in 24 months	Total	Change since previous quarter
Quarter ending September 2016	3,893	
Quarter ending December 2016	3,982	↑
Quarter ending March 2017	3,915	↓
Quarter ending June 2017	3,832	↓
Quarter ending September 2017	3,876	→
Variance since September 2016	(0.4%)	→



ACTIVITY



Month	Adjusted Scheduled Activity (UDA)	
	2017	2018
April	622	432
May	1,664	1,377
June	2,515	2,229
July	3,790	3,175
August	5,325	4,223
September	6,801	5,278
October	7,896	
November	9,144	
December	10,396	
January	11,433	
February	12,355	
March	13,514	
April	13,894	
May	13,903	
June	13,903	

QUALITY

	Quantity	Base Number	Contract	AT	Region	England
% of FP17s for the same patient ID Re-attending within 3 months - Children	45	880	5.1%	10.1%	11.4%	11.9%
% of FP17s for the same patient ID Re-attending within 3 months - Adults	209	2,248	9.3%	14.7%	15.7%	15.9%
% of FP17s for the same patient ID Re-attending between 3 & 9 months - Children	595	880	67.6%	60.5%	60.6%	58.1%
% of FP17s for the same patient ID Re-attending between 3 & 9 months - Adults	1,470	2,248	65.4%	52.1%	52.0%	50.6%
% of FP17s for Band 1 Urgent Courses	171	2,960	5.8%	9.9%	9.6%	9.1%
% of FP17s Relating to Free Repair or Replacements	21	2,960	0.7%	0.6%	0.7%	0.8%
% of FP17s Relating to Continuations	9	2,960	0.3%	1.1%	1.0%	1.1%
% of Patients satisfied with the dentistry they have received	5	5	N/A	92.2%	91.6%	91.4%
% of Patients satisfied with the time they had to wait for an appointment	5	5	N/A	87.8%	87.9%	87.7%

* This is based on patients treated on this contract for their most recent course of treatment. Figures in italics indicate the base number of FP17s or Patient Questionnaire responses are less than 100. N/A is shown where the base number of responses is less than 10 during the period. % is calculated as Quantity/Base number*100

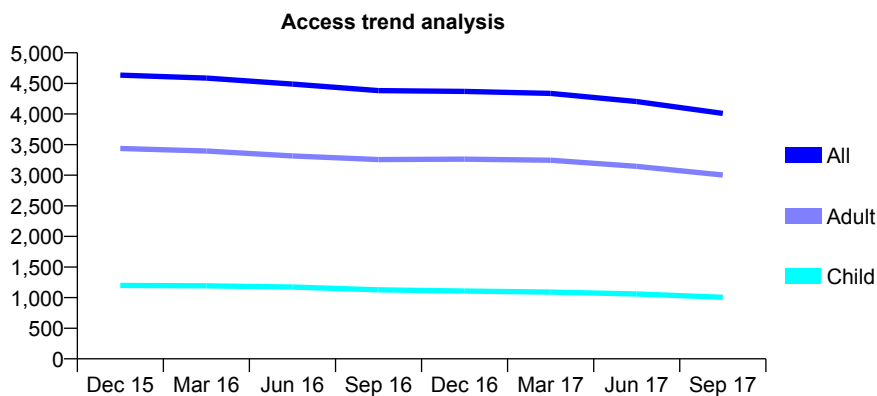
Q70 - Vital Signs At a Glance Contract Report for 179981/0001 - September 2017

Name or company name	Tolpuddle Dental Practice Ltd
Contract type name	GDS Contract
Purpose of contract	General
Contract start date	06/04/2007
Contract end date	

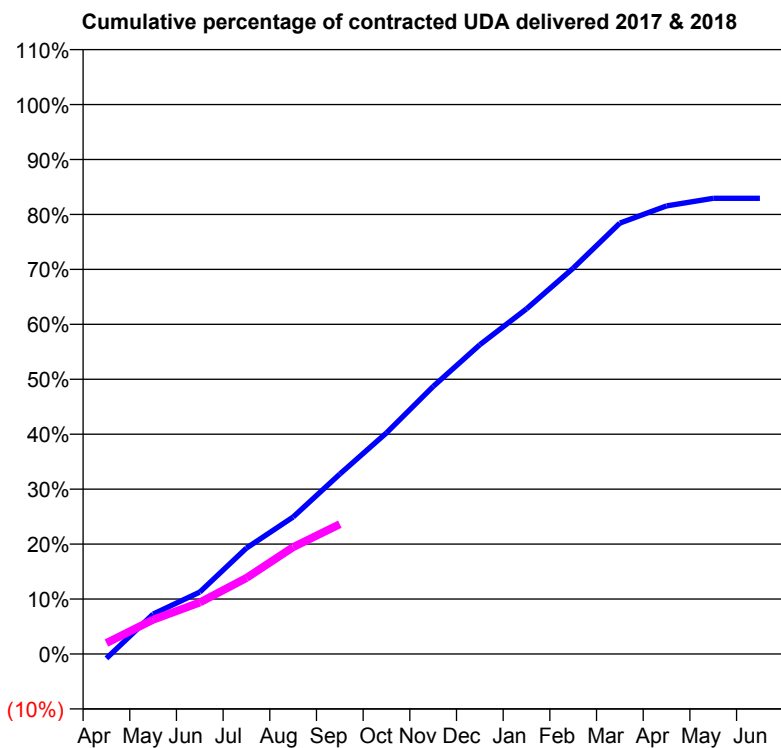
17/18 Contracted general activity (UDA)	13,500
Carry forward general activity (UDA)	0
17/18 Contracted orthodontic activity (UOA)	0
Carry forward orthodontic activity (UOA)	0
Baseline contract value	£342,577.94

ACCESS*

Patients seen in 24 months	Total	Change since previous quarter
Quarter ending September 2016	4,383	
Quarter ending December 2016	4,370	→
Quarter ending March 2017	4,336	→
Quarter ending June 2017	4,203	↓
Quarter ending September 2017	4,009	↓
Variance since September 2016	(8.5%)	↓



ACTIVITY



Month	Adjusted Scheduled Activity (UDA)	
	2017	2018
April	-108	271
May	982	842
June	1,523	1,267
July	2,603	1,868
August	3,366	2,627
September	4,422	3,188
October	5,434	
November	6,574	
December	7,600	
January	8,479	
February	9,479	
March	10,586	
April	11,008	
May	11,197	
June	11,197	

QUALITY

	Quantity	Base Number	Contract	AT	Region	England
% of FP17s for the same patient ID Re-attending within 3 months - Children	17	491	3.5%	10.1%	11.4%	11.9%
% of FP17s for the same patient ID Re-attending within 3 months - Adults	187	1,550	12.1%	14.7%	15.7%	15.9%
% of FP17s for the same patient ID Re-attending between 3 & 9 months - Children	328	491	66.8%	60.5%	60.6%	58.1%
% of FP17s for the same patient ID Re-attending between 3 & 9 months - Adults	986	1,550	63.6%	52.1%	52.0%	50.6%
% of FP17s for Band 1 Urgent Courses	153	1,732	8.8%	9.9%	9.6%	9.1%
% of FP17s Relating to Free Repair or Replacements	7	1,732	0.4%	0.6%	0.7%	0.8%
% of FP17s Relating to Continuations	13	1,732	0.8%	1.1%	1.0%	1.1%
% of Patients satisfied with the dentistry they have received	7	7	N/A	92.2%	91.6%	91.4%
% of Patients satisfied with the time they had to wait for an appointment	7	7	N/A	87.8%	87.9%	87.7%

* This is based on patients treated on this contract for their most recent course of treatment. Figures in italics indicate the base number of FP17s or Patient Questionnaire responses are less than 100. N/A is shown where the base number of responses is less than 10 during the period. % is calculated as Quantity/Base number*100

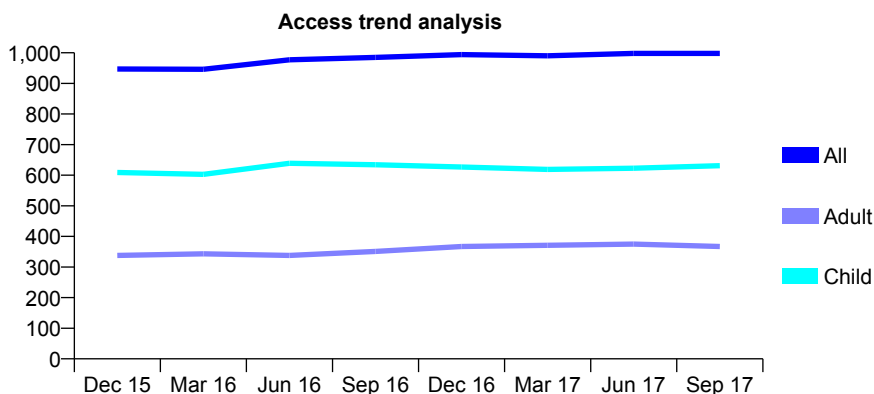
Q70 - Vital Signs At a Glance Contract Report for 180211/0001 - September 2017

Name or company name	Dentistry@68
Contract type name	GDS Contract
Purpose of contract	General
Contract start date	01/04/2006
Contract end date	

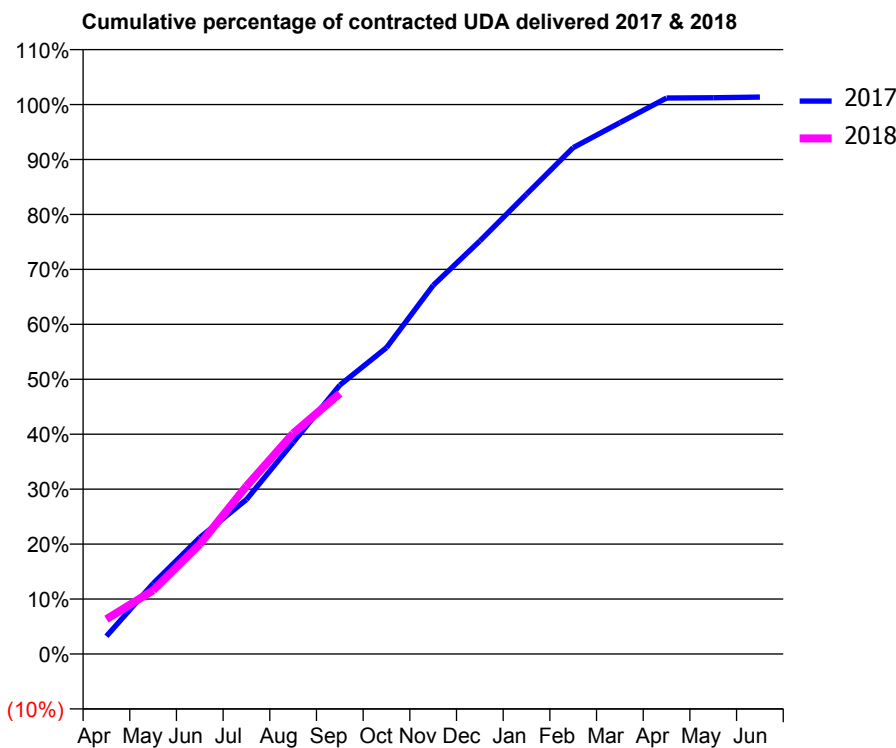
17/18 Contracted general activity (UDA)	2,150
Carry forward general activity (UDA)	0
17/18 Contracted orthodontic activity (UOA)	0
Carry forward orthodontic activity (UOA)	0
Baseline contract value	£48,242.21

ACCESS*

Patients seen in 24 months	Total	Change since previous quarter
Quarter ending September 2016	985	
Quarter ending December 2016	994	→
Quarter ending March 2017	990	→
Quarter ending June 2017	998	→
Quarter ending September 2017	998	→
Variance since September 2016	1.3%	→



ACTIVITY



Month	Adjusted Scheduled Activity (UDA)	
	2017	2018
April	70	137
May	276	249
June	456	430
July	604	657
August	828	863
September	1,052	1,019
October	1,199	
November	1,442	
December	1,616	
January	1,799	
February	1,981	
March	2,079	
April	2,175	
May	2,176	
June	2,179	

QUALITY

	Quantity	Base Number	Contract	AT	Region	England
% of FP17s for the same patient ID Re-attending within 3 months - Children	36	584	6.2%	10.1%	11.4%	11.9%
% of FP17s for the same patient ID Re-attending within 3 months - Adults	20	221	9.0%	14.7%	15.7%	15.9%
% of FP17s for the same patient ID Re-attending between 3 & 9 months - Children	446	584	76.4%	60.5%	60.6%	58.1%
% of FP17s for the same patient ID Re-attending between 3 & 9 months - Adults	131	221	59.3%	52.1%	52.0%	50.6%
% of FP17s for Band 1 Urgent Courses	26	728	3.6%	9.9%	9.6%	9.1%
% of FP17s Relating to Free Repair or Replacements	0	728	0.0%	0.6%	0.7%	0.8%
% of FP17s Relating to Continuations	0	728	0.0%	1.1%	1.0%	1.1%
% of Patients satisfied with the dentistry they have received	0	0	N/A	92.2%	91.6%	91.4%
% of Patients satisfied with the time they had to wait for an appointment	0	0	N/A	87.8%	87.9%	87.7%

* This is based on patients treated on this contract for their most recent course of treatment. Figures in italics indicate the base number of FP17s or Patient Questionnaire responses are less than 100. N/A is shown where the base number of responses is less than 10 during the period. % is calculated as Quantity/Base number*100

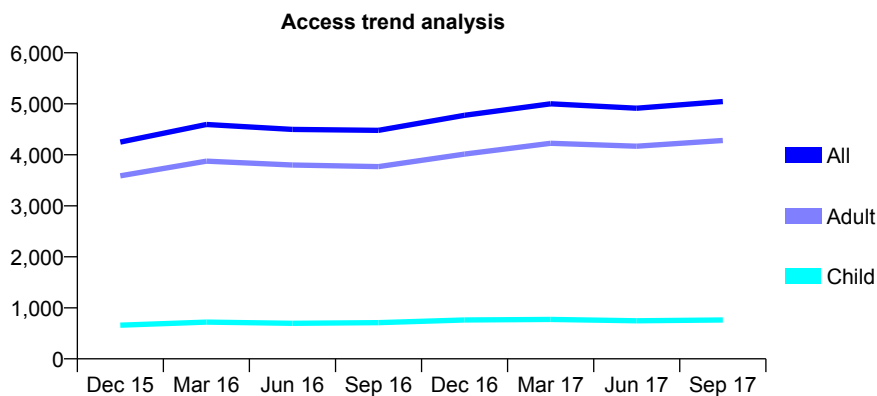
Q70 - Vital Signs At a Glance Contract Report for 180548/0001 - September 2017

Name or company name	West Hill Dental Clinic Ltd
Contract type name	GDS Contract
Purpose of contract	General
Contract start date	01/10/2008
Contract end date	

17/18 Contracted general activity (UDA)	21,750
Carry forward general activity (UDA)	0
17/18 Contracted orthodontic activity (UOA)	0
Carry forward orthodontic activity (UOA)	0
Baseline contract value	£490,737.63

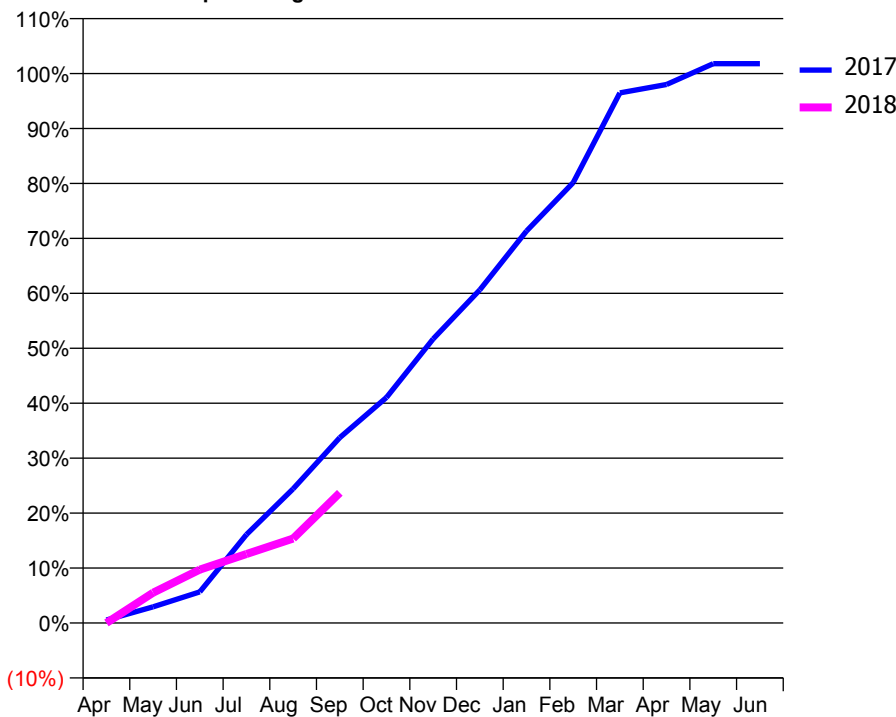
ACCESS*

Patients seen in 24 months	Total	Change since previous quarter
Quarter ending September 2016	4,480	
Quarter ending December 2016	4,775	↑
Quarter ending March 2017	4,999	↑
Quarter ending June 2017	4,914	↓
Quarter ending September 2017	5,044	↑
Variance since September 2016	12.6%	↑



ACTIVITY

Cumulative percentage of contracted UDA delivered 2017 & 2018



Month	Adjusted Scheduled Activity (UDA)	
	2017	2018
April	119	0
May	640	1,203
June	1,233	2,113
July	3,501	2,730
August	5,310	3,346
September	7,337	5,153
October	8,930	
November	11,243	
December	13,185	
January	15,515	
February	17,433	
March	20,984	
April	21,317	
May	22,140	
June	22,140	

QUALITY

	Quantity	Base Number	Contract	AT	Region	England
% of FP17s for the same patient ID Re-attending within 3 months - Children	22	460	4.8%	10.1%	11.4%	11.9%
% of FP17s for the same patient ID Re-attending within 3 months - Adults	278	2,084	13.3%	14.7%	15.7%	15.9%
% of FP17s for the same patient ID Re-attending between 3 & 9 months - Children	241	460	52.4%	60.5%	60.6%	58.1%
% of FP17s for the same patient ID Re-attending between 3 & 9 months - Adults	802	2,084	38.5%	52.1%	52.0%	50.6%
% of FP17s for Band 1 Urgent Courses	549	2,274	24.1%	9.9%	9.6%	9.1%
% of FP17s Relating to Free Repair or Replacements	9	2,274	0.4%	0.6%	0.7%	0.8%
% of FP17s Relating to Continuations	6	2,274	0.3%	1.1%	1.0%	1.1%
% of Patients satisfied with the dentistry they have received	5	5	N/A	92.2%	91.6%	91.4%
% of Patients satisfied with the time they had to wait for an appointment	5	5	N/A	87.8%	87.9%	87.7%

* This is based on patients treated on this contract for their most recent course of treatment. Figures in italics indicate the base number of FP17s or Patient Questionnaire responses are less than 100. N/A is shown where the base number of responses is less than 10 during the period. % is calculated as Quantity/Base number*100

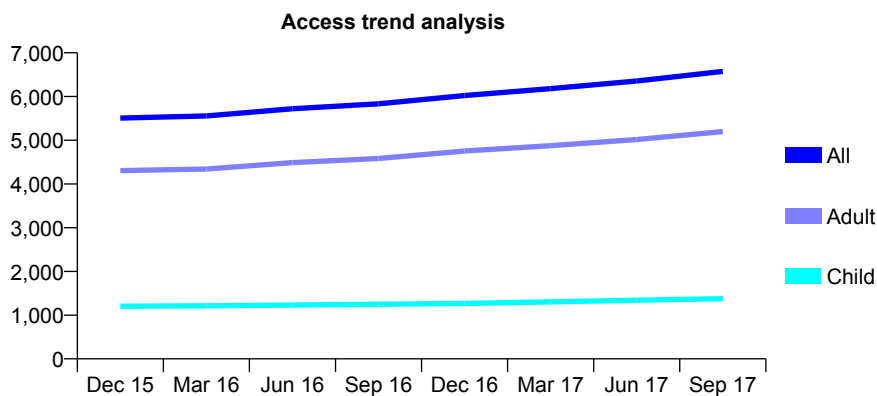
Q70 - Vital Signs At a Glance Contract Report for 181145/0001 - September 2017

Name or company name	Adelstone Dental Care Ltd
Contract type name	GDS Contract
Purpose of contract	General
Contract start date	01/04/2008
Contract end date	

17/18 Contracted general activity (UDA)	19,600
Carry forward general activity (UDA)	0
17/18 Contracted orthodontic activity (UOA)	0
Carry forward orthodontic activity (UOA)	0
Baseline contract value	£553,409.50

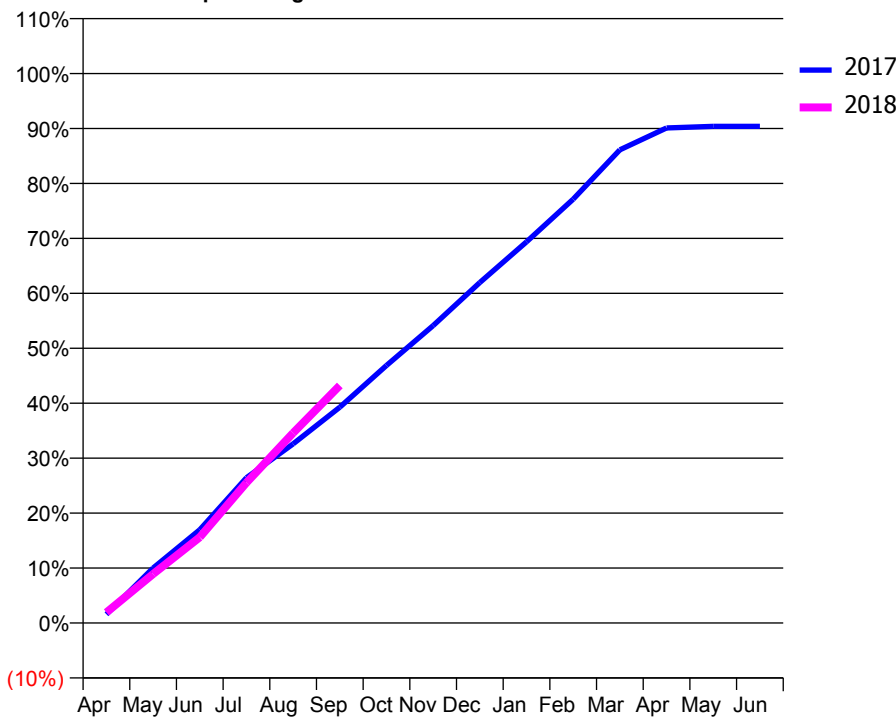
ACCESS*

Patients seen in 24 months	Total	Change since previous quarter
Quarter ending September 2016	5,833	
Quarter ending December 2016	6,021	↑
Quarter ending March 2017	6,180	↑
Quarter ending June 2017	6,356	↑
Quarter ending September 2017	6,575	↑
Variance since September 2016	12.7%	↑



ACTIVITY

Cumulative percentage of contracted UDA delivered 2017 & 2018



Month	Adjusted Scheduled Activity (UDA)	
	2017	2018
April	313	378
May	1,960	1,750
June	3,328	3,058
July	5,184	5,006
August	6,388	6,780
September	7,697	8,473
October	9,186	
November	10,607	
December	12,144	
January	13,598	
February	15,116	
March	16,879	
April	17,659	
May	17,717	
June	17,717	

QUALITY

	Quantity	Base Number	Contract	AT	Region	England
% of FP17s for the same patient ID Re-attending within 3 months - Children	55	1,046	5.3%	10.1%	11.4%	11.9%
% of FP17s for the same patient ID Re-attending within 3 months - Adults	336	3,623	9.3%	14.7%	15.7%	15.9%
% of FP17s for the same patient ID Re-attending between 3 & 9 months - Children	611	1,046	58.4%	60.5%	60.6%	58.1%
% of FP17s for the same patient ID Re-attending between 3 & 9 months - Adults	2,076	3,623	57.3%	52.1%	52.0%	50.6%
% of FP17s for Band 1 Urgent Courses	164	4,286	3.8%	9.9%	9.6%	9.1%
% of FP17s Relating to Free Repair or Replacements	18	4,286	0.4%	0.6%	0.7%	0.8%
% of FP17s Relating to Continuations	70	4,286	1.6%	1.1%	1.0%	1.1%
% of Patients satisfied with the dentistry they have received	13	13	100.0%	92.2%	91.6%	91.4%
% of Patients satisfied with the time they had to wait for an appointment	10	13	76.9%	87.8%	87.9%	87.7%

* This is based on patients treated on this contract for their most recent course of treatment. Figures in italics indicate the base number of FP17s or Patient Questionnaire responses are less than 100. N/A is shown where the base number of responses is less than 10 during the period. % is calculated as Quantity/Base number*100

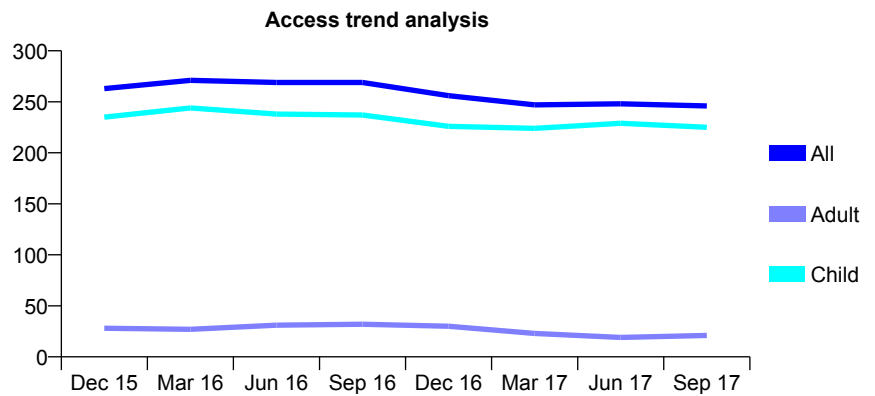
Q70 - Vital Signs At a Glance Contract Report for 182400/0001 - September 2017

Name or company name	MIELIE LTD
Contract type name	GDS Contract
Purpose of contract	General
Contract start date	01/02/2008
Contract end date	

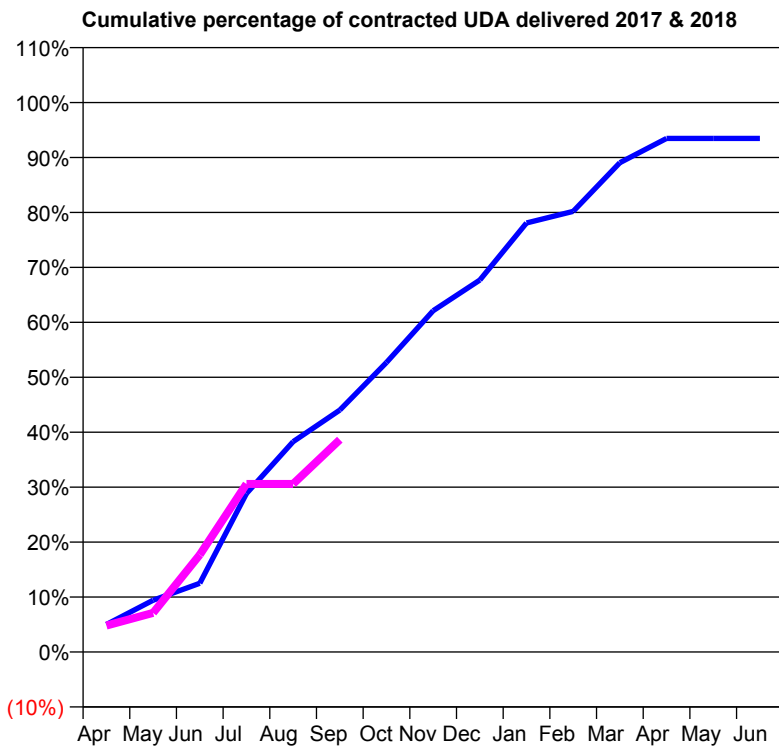
17/18 Contracted general activity (UDA)	520
Carry forward general activity (UDA)	0
17/18 Contracted orthodontic activity (UOA)	0
Carry forward orthodontic activity (UOA)	0
Baseline contract value	£12,669.49

ACCESS*

Patients seen in 24 months	Total	Change since previous quarter
Quarter ending September 2016	269	
Quarter ending December 2016	256	↓
Quarter ending March 2017	247	↓
Quarter ending June 2017	248	→
Quarter ending September 2017	246	→
Variance since September 2016	(8.6%)	↓



ACTIVITY



Month	Adjusted Scheduled Activity (UDA)	
	2017	2018
April	26	25
May	49	37
June	65	92
July	150	159
August	199	159
September	229	201
October	274	
November	323	
December	352	
January	406	
February	417	
March	463	
April	486	
May	486	
June	486	

QUALITY

	Quantity	Base Number	Contract	AT	Region	England
% of FP17s for the same patient ID Re-attending within 3 months - Children	6	151	4.0%	10.1%	11.4%	11.9%
% of FP17s for the same patient ID Re-attending within 3 months - Adults	0	4	0.0%	14.7%	15.7%	15.9%
% of FP17s for the same patient ID Re-attending between 3 & 9 months - Children	95	151	62.9%	60.5%	60.6%	58.1%
% of FP17s for the same patient ID Re-attending between 3 & 9 months - Adults	3	4	75.0%	52.1%	52.0%	50.6%
% of FP17s for Band 1 Urgent Courses	0	142	0.0%	9.9%	9.6%	9.1%
% of FP17s Relating to Free Repair or Replacements	0	142	0.0%	0.6%	0.7%	0.8%
% of FP17s Relating to Continuations	1	142	0.7%	1.1%	1.0%	1.1%
% of Patients satisfied with the dentistry they have received	0	0	N/A	92.2%	91.6%	91.4%
% of Patients satisfied with the time they had to wait for an appointment	0	0	N/A	87.8%	87.9%	87.7%

* This is based on patients treated on this contract for their most recent course of treatment. Figures in italics indicate the base number of FP17s or Patient Questionnaire responses are less than 100. N/A is shown where the base number of responses is less than 10 during the period. % is calculated as Quantity/Base number*100

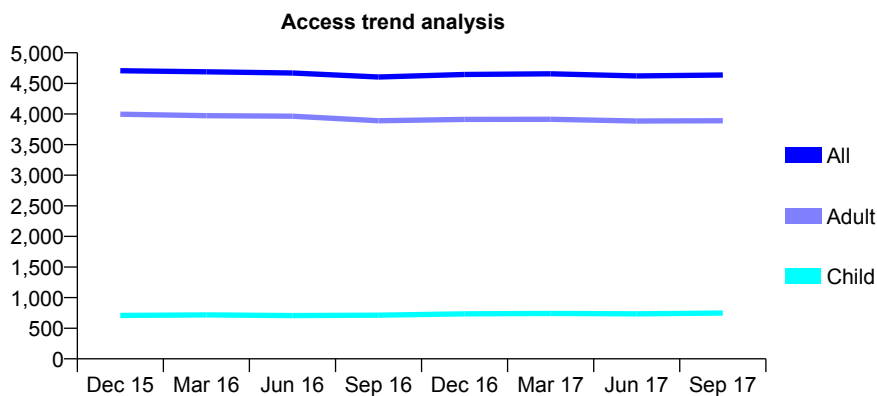
Q70 - Vital Signs At a Glance Contract Report for 183016/0001 - September 2017

Name or company name	Mr M R Alam
Contract type name	GDS Contract
Purpose of contract	General
Contract start date	01/11/2013
Contract end date	

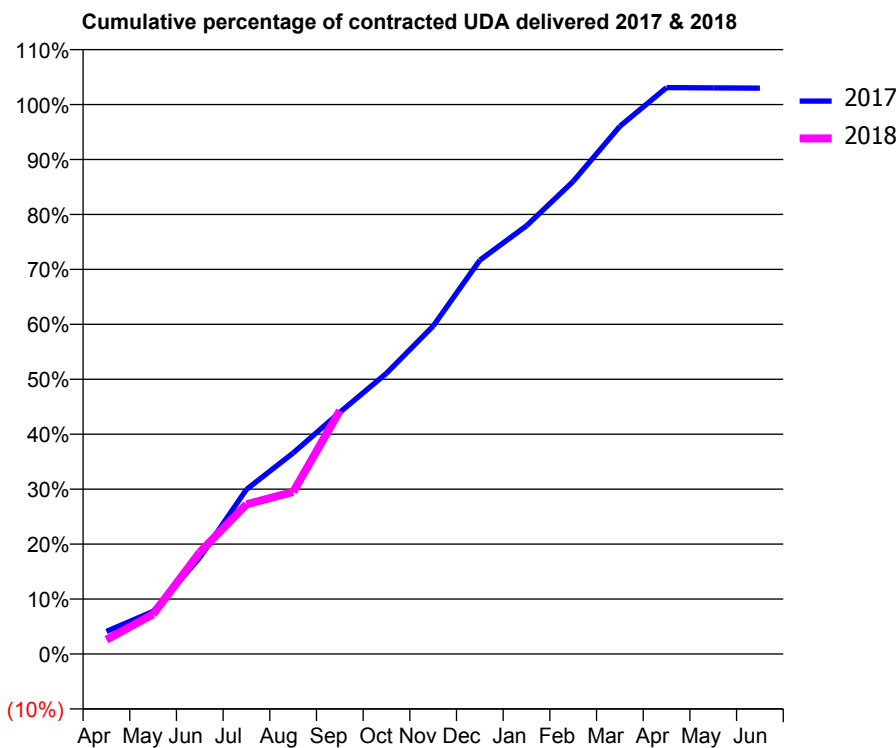
17/18 Contracted general activity (UDA)	15,102
Carry forward general activity (UDA)	0
17/18 Contracted orthodontic activity (UOA)	0
Carry forward orthodontic activity (UOA)	0
Baseline contract value	£303,659.06

ACCESS*

Patients seen in 24 months	Total	Change since previous quarter
Quarter ending September 2016	4,605	
Quarter ending December 2016	4,647	→
Quarter ending March 2017	4,656	→
Quarter ending June 2017	4,622	→
Quarter ending September 2017	4,637	→
Variance since September 2016	0.7%	→



ACTIVITY



Month	Adjusted Scheduled Activity (UDA)	
	2017	2018
April	622	395
May	1,170	1,094
June	2,652	2,799
July	4,525	4,115
August	5,523	4,456
September	6,644	6,690
October	7,717	
November	9,013	
December	10,824	
January	11,771	
February	12,989	
March	14,503	
April	15,566	
May	15,559	
June	15,550	

QUALITY

	Quantity	Base Number	Contract	AT	Region	England
% of FP17s for the same patient ID Re-attending within 3 months - Children	21	582	3.6%	10.1%	11.4%	11.9%
% of FP17s for the same patient ID Re-attending within 3 months - Adults	311	2,794	11.1%	14.7%	15.7%	15.9%
% of FP17s for the same patient ID Re-attending between 3 & 9 months - Children	392	582	67.4%	60.5%	60.6%	58.1%
% of FP17s for the same patient ID Re-attending between 3 & 9 months - Adults	1,462	2,794	52.3%	52.1%	52.0%	50.6%
% of FP17s for Band 1 Urgent Courses	201	3,014	6.7%	9.9%	9.6%	9.1%
% of FP17s Relating to Free Repair or Replacements	40	3,014	1.3%	0.6%	0.7%	0.8%
% of FP17s Relating to Continuations	45	3,014	1.5%	1.1%	1.0%	1.1%
% of Patients satisfied with the dentistry they have received	5	10	50.0%	92.2%	91.6%	91.4%
% of Patients satisfied with the time they had to wait for an appointment	10	10	100.0%	87.8%	87.9%	87.7%

* This is based on patients treated on this contract for their most recent course of treatment. Figures in italics indicate the base number of FP17s or Patient Questionnaire responses are less than 100. N/A is shown where the base number of responses is less than 10 during the period. % is calculated as Quantity/Base number*100

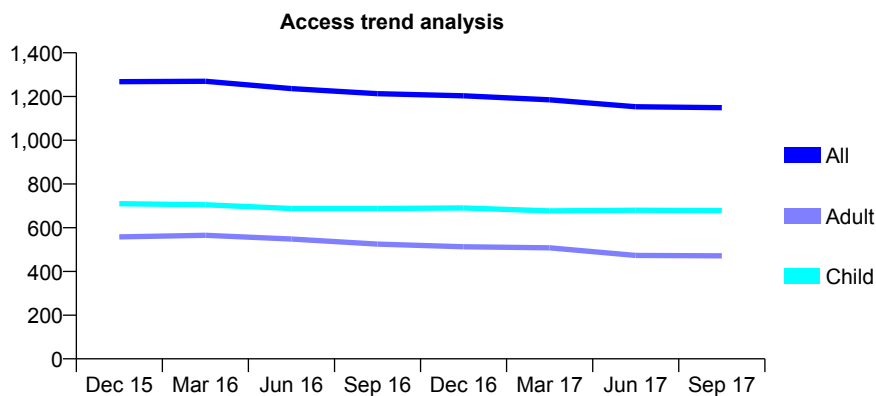
Q70 - Vital Signs At a Glance Contract Report for 183814/0001 - September 2017

Name or company name	St Francis Practice Ltd
Contract type name	GDS Contract
Purpose of contract	General
Contract start date	01/09/2007
Contract end date	

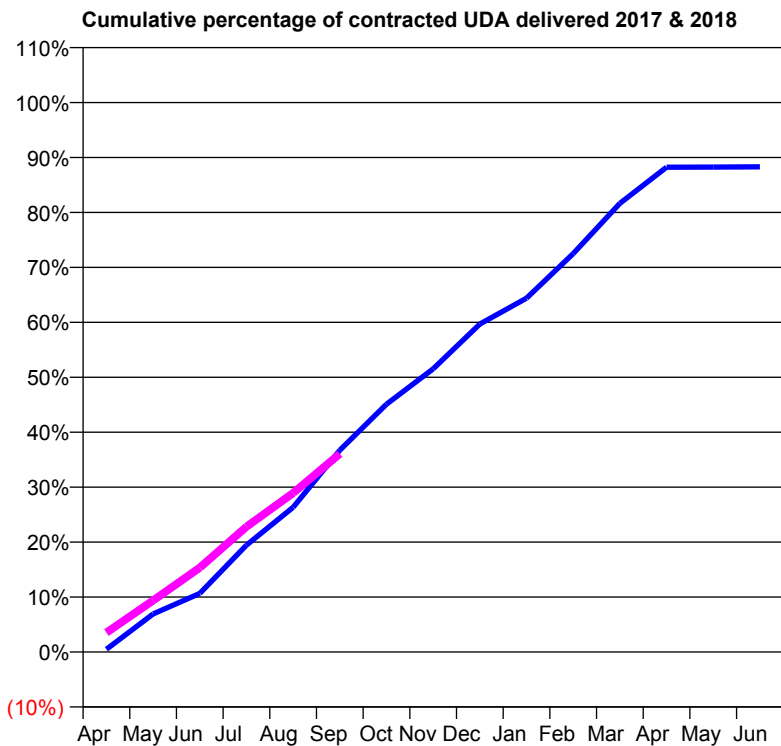
17/18 Contracted general activity (UDA)	3,000
Carry forward general activity (UDA)	0
17/18 Contracted orthodontic activity (UOA)	0
Carry forward orthodontic activity (UOA)	0
Baseline contract value	£70,685.27

ACCESS*

Patients seen in 24 months	Total	Change since previous quarter
Quarter ending September 2016	1,213	
Quarter ending December 2016	1,203	→
Quarter ending March 2017	1,185	↓
Quarter ending June 2017	1,153	↓
Quarter ending September 2017	1,149	→
Variance since September 2016	(5.3%)	↓



ACTIVITY



Adjusted Scheduled Activity (UDA)		
Month	2017	2018
April	15	106
May	208	282
June	320	461
July	584	684
August	790	868
September	1,102	1,082
October	1,353	
November	1,546	
December	1,791	
January	1,932	
February	2,175	
March	2,449	
April	2,647	
May	2,648	
June	2,649	

QUALITY

	Quantity	Base Number	Contract	AT	Region	England
% of FP17s for the same patient ID Re-attending within 3 months - Children	23	516	4.5%	10.1%	11.4%	11.9%
% of FP17s for the same patient ID Re-attending within 3 months - Adults	37	276	13.4%	14.7%	15.7%	15.9%
% of FP17s for the same patient ID Re-attending between 3 & 9 months - Children	303	516	58.7%	60.5%	60.6%	58.1%
% of FP17s for the same patient ID Re-attending between 3 & 9 months - Adults	139	276	50.4%	52.1%	52.0%	50.6%
% of FP17s for Band 1 Urgent Courses	37	712	5.2%	9.9%	9.6%	9.1%
% of FP17s Relating to Free Repair or Replacements	4	712	0.6%	0.6%	0.7%	0.8%
% of FP17s Relating to Continuations	0	712	0.0%	1.1%	1.0%	1.1%
% of Patients satisfied with the dentistry they have received	1	1	N/A	92.2%	91.6%	91.4%
% of Patients satisfied with the time they had to wait for an appointment	1	1	N/A	87.8%	87.9%	87.7%

* This is based on patients treated on this contract for their most recent course of treatment. Figures in italics indicate the base number of FP17s or Patient Questionnaire responses are less than 100. N/A is shown where the base number of responses is less than 10 during the period. % is calculated as Quantity/Base number*100

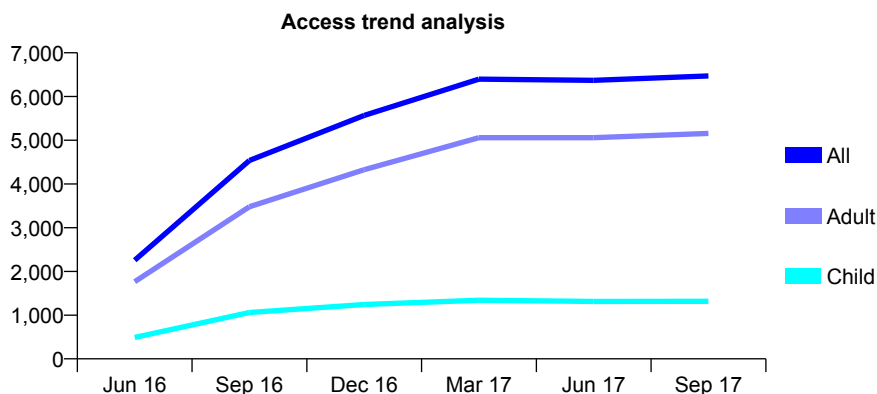
Q70 - Vital Signs At a Glance Contract Report for 185353/0001 - September 2017

Name or company name	Jonathan Mynors-Wallis, Jayne Mynors-Wa
Contract type name	GDS Contract
Purpose of contract	General
Contract start date	01/04/2016
Contract end date	

17/18 Contracted general activity (UDA)	20,108
Carry forward general activity (UDA)	0
17/18 Contracted orthodontic activity (UOA)	0
Carry forward orthodontic activity (UOA)	0
Baseline contract value	£597,375.57

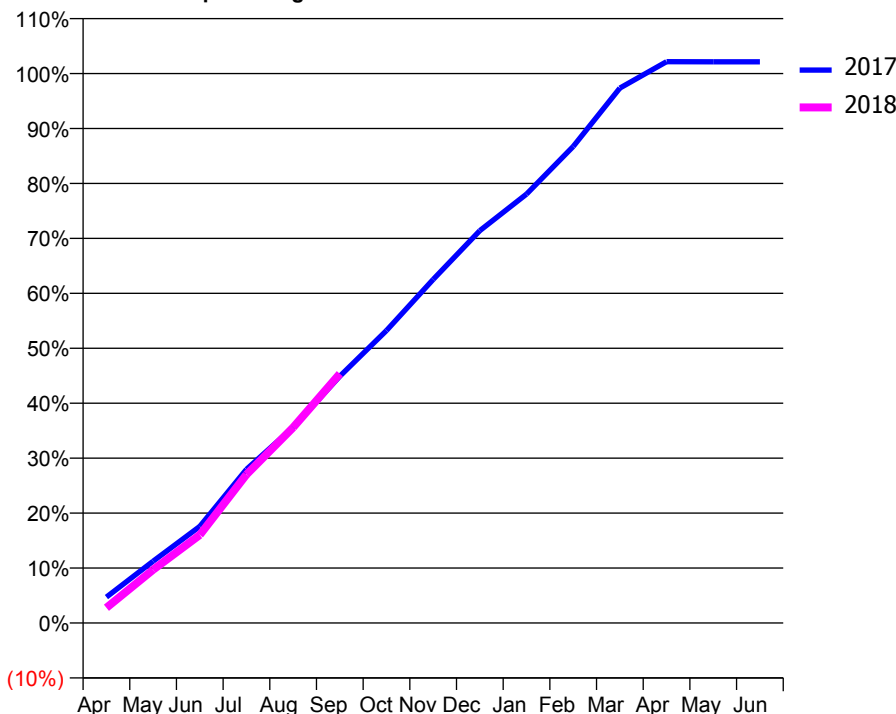
ACCESS*

Patients seen in 24 months	Total	Change since previous quarter
Quarter ending September 2016	4,537	
Quarter ending December 2016	5,568	↑
Quarter ending March 2017	6,399	↑
Quarter ending June 2017	6,371	→
Quarter ending September 2017	6,472	→
Variance since September 2016	42.6%	↑



ACTIVITY

Cumulative percentage of contracted UDA delivered 2017 & 2018



Month	Adjusted Scheduled Activity (UDA)	
	2017	2018
April	961	561
May	2,289	1,951
June	3,579	3,225
July	5,688	5,435
August	7,246	7,157
September	9,138	9,125
October	10,834	
November	12,722	
December	14,529	
January	15,881	
February	17,643	
March	19,807	
April	20,785	
May	20,782	
June	20,782	

QUALITY

	Quantity	Base Number	Contract	AT	Region	England
% of FP17s for the same patient ID Re-attending within 3 months - Children	64	1,116	5.7%	10.1%	11.4%	11.9%
% of FP17s for the same patient ID Re-attending within 3 months - Adults	529	3,913	13.5%	14.7%	15.7%	15.9%
% of FP17s for the same patient ID Re-attending between 3 & 9 months - Children	697	1,116	62.5%	60.5%	60.6%	58.1%
% of FP17s for the same patient ID Re-attending between 3 & 9 months - Adults	1,847	3,913	47.2%	52.1%	52.0%	50.6%
% of FP17s for Band 1 Urgent Courses	424	4,562	9.3%	9.9%	9.6%	9.1%
% of FP17s Relating to Free Repair or Replacements	97	4,562	2.1%	0.6%	0.7%	0.8%
% of FP17s Relating to Continuations	108	4,562	2.4%	1.1%	1.0%	1.1%
% of Patients satisfied with the dentistry they have received	19	19	100.0%	92.2%	91.6%	91.4%
% of Patients satisfied with the time they had to wait for an appointment	16	19	84.2%	87.8%	87.9%	87.7%

* This is based on patients treated on this contract for their most recent course of treatment. Figures in italics indicate the base number of FP17s or Patient Questionnaire responses are less than 100. N/A is shown where the base number of responses is less than 10 during the period. % is calculated as Quantity/Base number*100

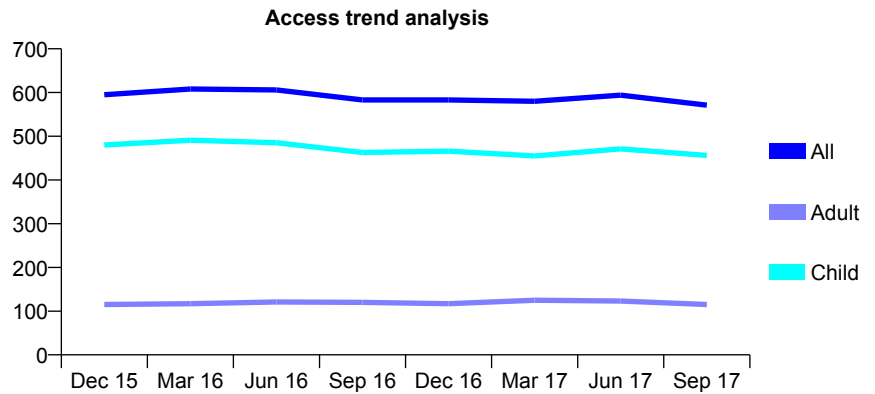
Q70 - Vital Signs At a Glance Contract Report for 185485/0001 - September 2017

Name or company name	Mr A M Setchell
Contract type name	GDS Contract
Purpose of contract	General
Contract start date	01/04/2012
Contract end date	

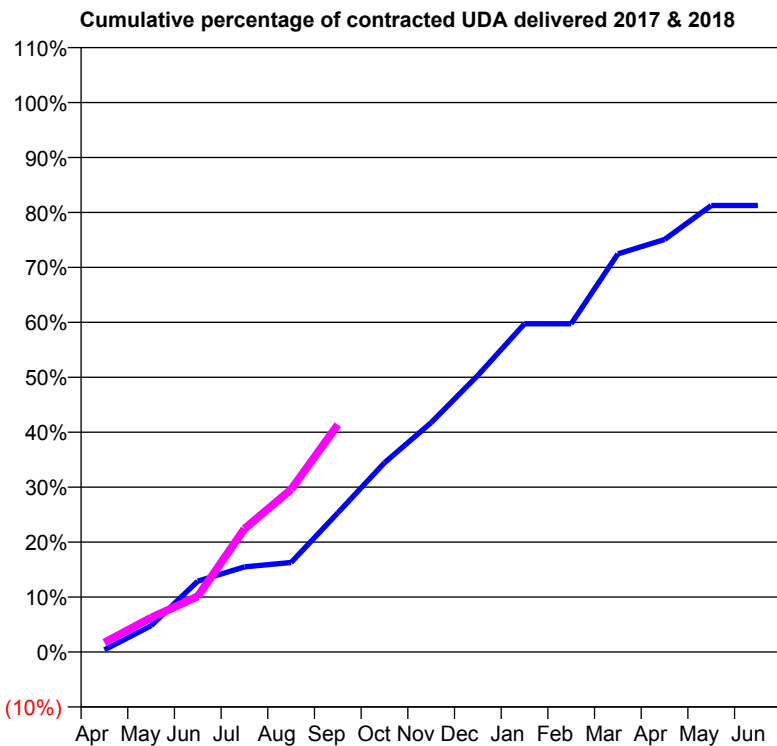
17/18 Contracted general activity (UDA)	1,000
Carry forward general activity (UDA)	0
17/18 Contracted orthodontic activity (UOA)	0
Carry forward orthodontic activity (UOA)	0
Baseline contract value	£23,718.22

ACCESS*

Patients seen in 24 months	Total	Change since previous quarter
Quarter ending September 2016	583	
Quarter ending December 2016	583	→
Quarter ending March 2017	580	→
Quarter ending June 2017	594	↑
Quarter ending September 2017	571	↓
Variance since September 2016	(2.1%)	↓



ACTIVITY



Adjusted Scheduled Activity (UDA)		
Month	2017	2018
April	4	17
May	48	62
June	129	101
July	155	224
August	163	296
September	253	414
October	344	
November	417	
December	503	
January	597	
February	597	
March	724	
April	751	
May	813	
June	813	

QUALITY

	Quantity	Base Number	Contract	AT	Region	England
% of FP17s for the same patient ID Re-attending within 3 months - Children	20	338	5.9%	10.1%	11.4%	11.9%
% of FP17s for the same patient ID Re-attending within 3 months - Adults	5	40	12.5%	14.7%	15.7%	15.9%
% of FP17s for the same patient ID Re-attending between 3 & 9 months - Children	167	338	49.4%	60.5%	60.6%	58.1%
% of FP17s for the same patient ID Re-attending between 3 & 9 months - Adults	17	40	42.5%	52.1%	52.0%	50.6%
% of FP17s for Band 1 Urgent Courses	13	319	4.1%	9.9%	9.6%	9.1%
% of FP17s Relating to Free Repair or Replacements	0	319	0.0%	0.6%	0.7%	0.8%
% of FP17s Relating to Continuations	1	319	0.3%	1.1%	1.0%	1.1%
% of Patients satisfied with the dentistry they have received	1	1	N/A	92.2%	91.6%	91.4%
% of Patients satisfied with the time they had to wait for an appointment	1	1	N/A	87.8%	87.9%	87.7%

* This is based on patients treated on this contract for their most recent course of treatment. Figures in italics indicate the base number of FP17s or Patient Questionnaire responses are less than 100. N/A is shown where the base number of responses is less than 10 during the period. % is calculated as Quantity/Base number*100

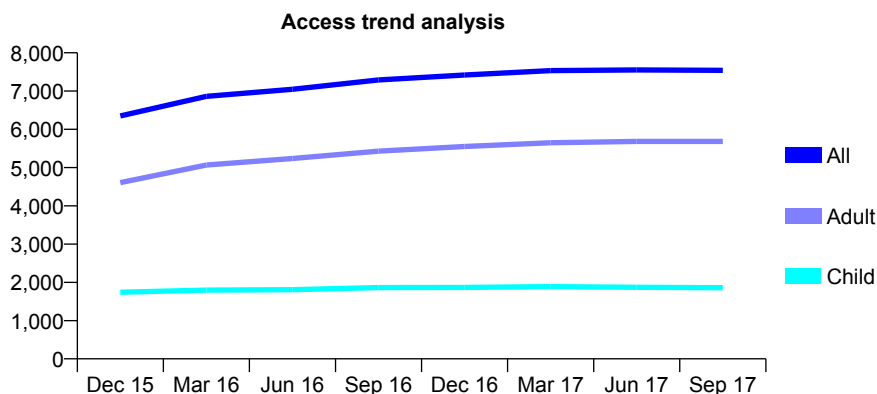
Q70 - Vital Signs At a Glance Contract Report for 185523/0001 - September 2017

Name or company name	Gull Coppice Dental Practice Partnership
Contract type name	GDS Contract
Purpose of contract	General
Contract start date	01/05/2015
Contract end date	

17/18 Contracted general activity (UDA)	25,800
Carry forward general activity (UDA)	0
17/18 Contracted orthodontic activity (UOA)	0
Carry forward orthodontic activity (UOA)	0
Baseline contract value	£675,459.78

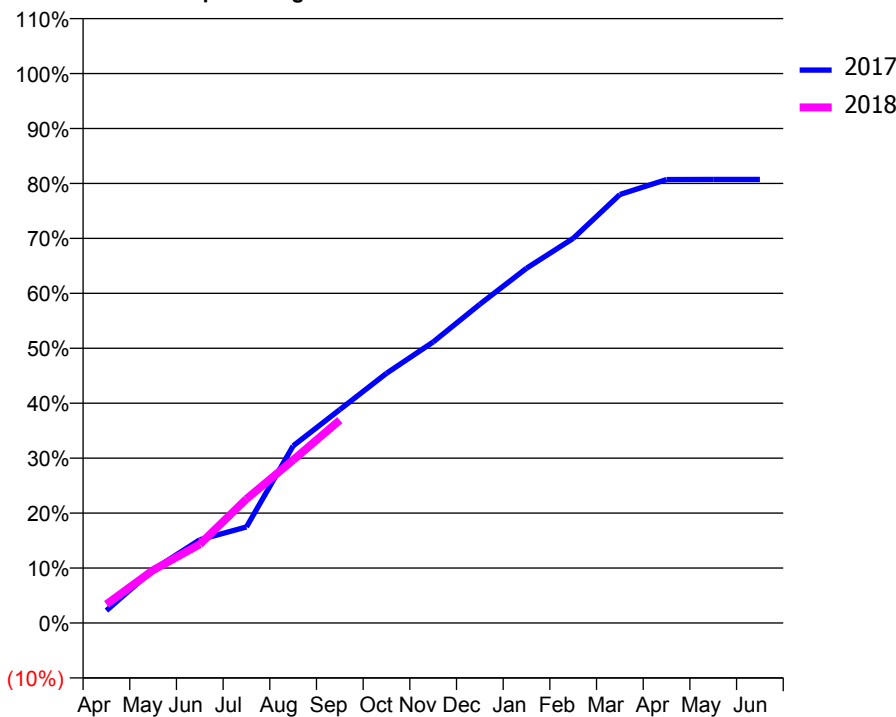
ACCESS*

Patients seen in 24 months	Total	Change since previous quarter
Quarter ending September 2016	7,291	
Quarter ending December 2016	7,420	→
Quarter ending March 2017	7,534	→
Quarter ending June 2017	7,553	→
Quarter ending September 2017	7,542	→
Variance since September 2016	3.4%	↑



ACTIVITY

Cumulative percentage of contracted UDA delivered 2017 & 2018



Adjusted Scheduled Activity (UDA)

Month	2017	2018
April	588	877
May	2,500	2,483
June	3,909	3,699
July	4,512	5,826
August	8,320	7,654
September	10,020	9,527
October	11,724	
November	13,196	
December	14,967	
January	16,659	
February	18,062	
March	20,116	
April	20,820	
May	20,824	
June	20,824	

QUALITY

	Quantity	Base Number	Contract	AT	Region	England
% of FP17s for the same patient ID Re-attending within 3 months - Children	50	1,324	3.8%	10.1%	11.4%	11.9%
% of FP17s for the same patient ID Re-attending within 3 months - Adults	336	3,855	8.7%	14.7%	15.7%	15.9%
% of FP17s for the same patient ID Re-attending between 3 & 9 months - Children	635	1,324	48.0%	60.5%	60.6%	58.1%
% of FP17s for the same patient ID Re-attending between 3 & 9 months - Adults	2,013	3,855	52.2%	52.1%	52.0%	50.6%
% of FP17s for Band 1 Urgent Courses	210	4,819	4.4%	9.9%	9.6%	9.1%
% of FP17s Relating to Free Repair or Replacements	35	4,819	0.7%	0.6%	0.7%	0.8%
% of FP17s Relating to Continuations	87	4,819	1.8%	1.1%	1.0%	1.1%
% of Patients satisfied with the dentistry they have received	11	11	100.0%	92.2%	91.6%	91.4%
% of Patients satisfied with the time they had to wait for an appointment	9	11	81.8%	87.8%	87.9%	87.7%

* This is based on patients treated on this contract for their most recent course of treatment. Figures in italics indicate the base number of FP17s or Patient Questionnaire responses are less than 100. N/A is shown where the base number of responses is less than 10 during the period. % is calculated as Quantity/Base number*100

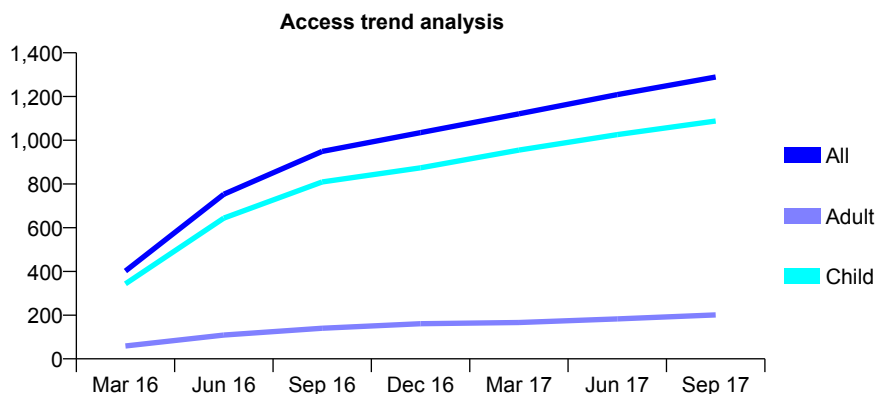
Q70 - Vital Signs At a Glance Contract Report for 186406/0001 - September 2017

Name or company name	Clear Dentistry
Contract type name	GDS Contract
Purpose of contract	General
Contract start date	04/01/2016
Contract end date	

17/18 Contracted general activity (UDA)	3,800
Carry forward general activity (UDA)	0
17/18 Contracted orthodontic activity (UOA)	0
Carry forward orthodontic activity (UOA)	0
Baseline contract value	£83,153.74

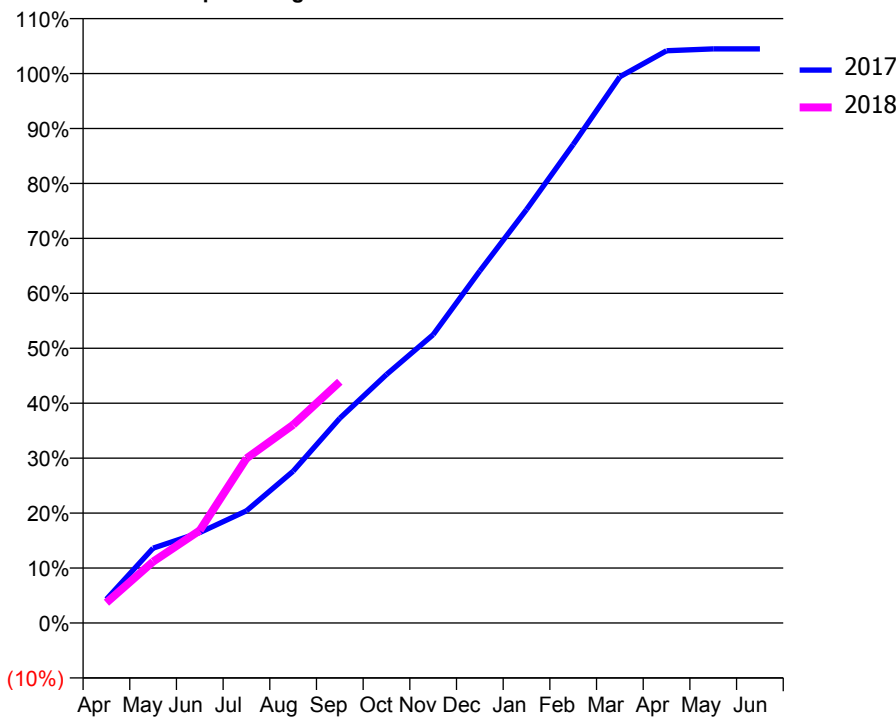
ACCESS*

Patients seen in 24 months	Total	Change since previous quarter
Quarter ending September 2016	949	
Quarter ending December 2016	1,035	↑
Quarter ending March 2017	1,121	↑
Quarter ending June 2017	1,209	↑
Quarter ending September 2017	1,289	↑
Variance since September 2016	35.8%	↑



ACTIVITY

Cumulative percentage of contracted UDA delivered 2017 & 2018



Month	Adjusted Scheduled Activity (UDA)	
	2017	2018
April	165	140
May	517	425
June	626	640
July	776	1,138
August	1,049	1,371
September	1,416	1,668
October	1,718	
November	1,994	
December	2,435	
January	2,859	
February	3,309	
March	3,777	
April	3,957	
May	3,970	
June	3,970	

QUALITY

	Quantity	Base Number	Contract	AT	Region	England
% of FP17s for the same patient ID Re-attending within 3 months - Children	68	959	7.1%	10.1%	11.4%	11.9%
% of FP17s for the same patient ID Re-attending within 3 months - Adults	16	96	16.7%	14.7%	15.7%	15.9%
% of FP17s for the same patient ID Re-attending between 3 & 9 months - Children	600	959	62.6%	60.5%	60.6%	58.1%
% of FP17s for the same patient ID Re-attending between 3 & 9 months - Adults	67	96	69.8%	52.1%	52.0%	50.6%
% of FP17s for Band 1 Urgent Courses	31	979	3.2%	9.9%	9.6%	9.1%
% of FP17s Relating to Free Repair or Replacements	0	979	0.0%	0.6%	0.7%	0.8%
% of FP17s Relating to Continuations	0	979	0.0%	1.1%	1.0%	1.1%
% of Patients satisfied with the dentistry they have received	0	0	N/A	92.2%	91.6%	91.4%
% of Patients satisfied with the time they had to wait for an appointment	0	0	N/A	87.8%	87.9%	87.7%

* This is based on patients treated on this contract for their most recent course of treatment. Figures in italics indicate the base number of FP17s or Patient Questionnaire responses are less than 100. N/A is shown where the base number of responses is less than 10 during the period. % is calculated as Quantity/Base number*100

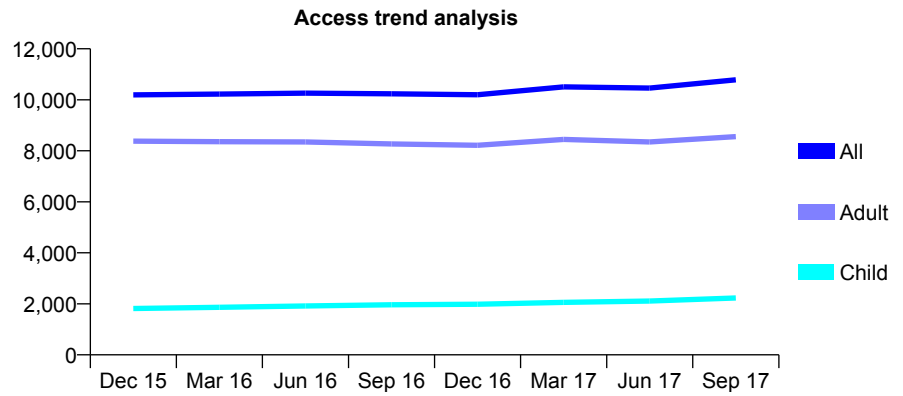
Q70 - Vital Signs At a Glance Contract Report for 186511/0001 - September 2017

Name or company name	Iosis Clinic Ltd
Contract type name	GDS Contract
Purpose of contract	General
Contract start date	06/09/2010
Contract end date	

17/18 Contracted general activity (UDA)	26,613
Carry forward general activity (UDA)	639
17/18 Contracted orthodontic activity (UOA)	0
Carry forward orthodontic activity (UOA)	0
Baseline contract value	£1,363,625.61

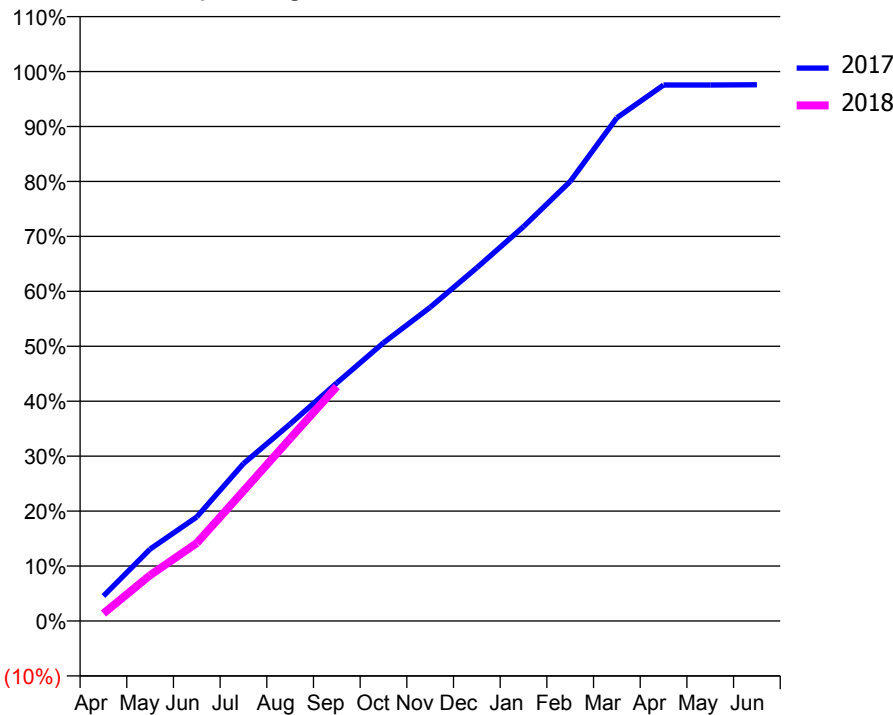
ACCESS*

Patients seen in 24 months	Total	Change since previous quarter
Quarter ending September 2016	10,234	
Quarter ending December 2016	10,199	→
Quarter ending March 2017	10,506	↑
Quarter ending June 2017	10,460	→
Quarter ending September 2017	10,786	↑
Variance since September 2016	5.4%	↑



ACTIVITY

Cumulative percentage of contracted UDA delivered 2017 & 2018



Month	Adjusted Scheduled Activity (UDA)	
	2017	2018
April	1,210	363
May	3,484	2,220
June	5,040	3,776
July	7,624	6,301
August	9,544	8,838
September	11,532	11,356
October	13,476	
November	15,193	
December	17,113	
January	19,101	
February	21,289	
March	24,367	
April	25,957	
May	25,959	
June	25,973	

QUALITY

	Quantity	Base Number	Contract	AT	Region	England
% of FP17s for the same patient ID Re-attending within 3 months - Children	114	1,692	6.7%	10.1%	11.4%	11.9%
% of FP17s for the same patient ID Re-attending within 3 months - Adults	871	5,351	16.3%	14.7%	15.7%	15.9%
% of FP17s for the same patient ID Re-attending between 3 & 9 months - Children	845	1,692	49.9%	60.5%	60.6%	58.1%
% of FP17s for the same patient ID Re-attending between 3 & 9 months - Adults	2,089	5,351	39.0%	52.1%	52.0%	50.6%
% of FP17s for Band 1 Urgent Courses	1,284	6,439	19.9%	9.9%	9.6%	9.1%
% of FP17s Relating to Free Repair or Replacements	24	6,439	0.4%	0.6%	0.7%	0.8%
% of FP17s Relating to Continuations	66	6,439	1.0%	1.1%	1.0%	1.1%
% of Patients satisfied with the dentistry they have received	26	26	100.0%	92.2%	91.6%	91.4%
% of Patients satisfied with the time they had to wait for an appointment	22	26	84.6%	87.8%	87.9%	87.7%

* This is based on patients treated on this contract for their most recent course of treatment. Figures in italics indicate the base number of FP17s or Patient Questionnaire responses are less than 100. N/A is shown where the base number of responses is less than 10 during the period. % is calculated as Quantity/Base number*100

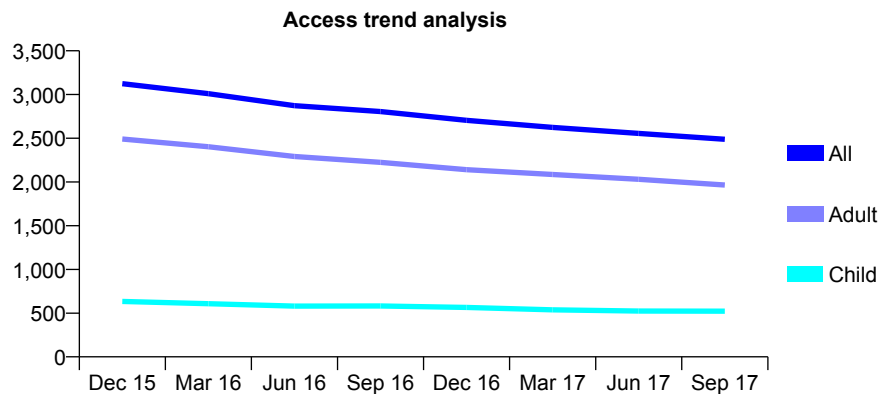
Q70 - Vital Signs At a Glance Contract Report for 187291/0001 - September 2017

Name or company name	Karami & Motamedi
Contract type name	GDS Contract
Purpose of contract	General
Contract start date	01/02/2014
Contract end date	

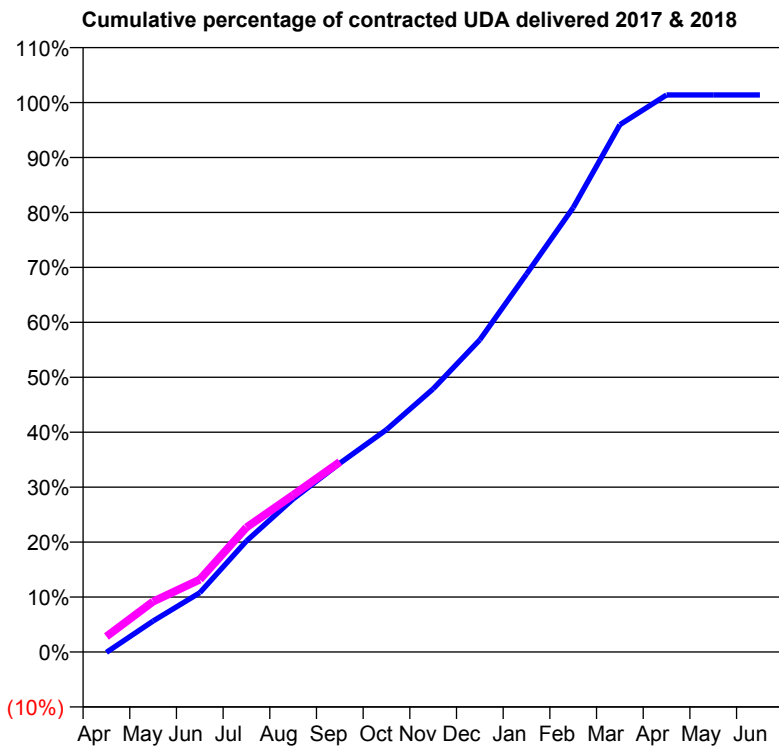
17/18 Contracted general activity (UDA)	7,262
Carry forward general activity (UDA)	-100
17/18 Contracted orthodontic activity (UOA)	0
Carry forward orthodontic activity (UOA)	0
Baseline contract value	£163,104.82

ACCESS*

Patients seen in 24 months	Total	Change since previous quarter
Quarter ending September 2016	2,806	
Quarter ending December 2016	2,705	↓
Quarter ending March 2017	2,624	↓
Quarter ending June 2017	2,555	↓
Quarter ending September 2017	2,488	↓
Variance since September 2016	(11.3%)	↓



ACTIVITY



Month	Adjusted Scheduled Activity (UDA)	
	2017	2018
April	-6	205
May	410	668
June	783	957
July	1,467	1,647
August	2,022	2,076
September	2,494	2,513
October	2,938	
November	3,478	
December	4,127	
January	4,995	
February	5,873	
March	6,969	
April	7,362	
May	7,362	
June	7,362	

QUALITY

	Quantity	Base Number	Contract	AT	Region	England
% of FP17s for the same patient ID Re-attending within 3 months - Children	10	316	3.2%	10.1%	11.4%	11.9%
% of FP17s for the same patient ID Re-attending within 3 months - Adults	162	1,194	13.6%	14.7%	15.7%	15.9%
% of FP17s for the same patient ID Re-attending between 3 & 9 months - Children	136	316	43.0%	60.5%	60.6%	58.1%
% of FP17s for the same patient ID Re-attending between 3 & 9 months - Adults	533	1,194	44.6%	52.1%	52.0%	50.6%
% of FP17s for Band 1 Urgent Courses	148	1,359	10.9%	9.9%	9.6%	9.1%
% of FP17s Relating to Free Repair or Replacements	1	1,359	0.1%	0.6%	0.7%	0.8%
% of FP17s Relating to Continuations	5	1,359	0.4%	1.1%	1.0%	1.1%
% of Patients satisfied with the dentistry they have received	16	17	94.1%	92.2%	91.6%	91.4%
% of Patients satisfied with the time they had to wait for an appointment	13	17	76.5%	87.8%	87.9%	87.7%

* This is based on patients treated on this contract for their most recent course of treatment. Figures in italics indicate the base number of FP17s or Patient Questionnaire responses are less than 100. N/A is shown where the base number of responses is less than 10 during the period. % is calculated as Quantity/Base number*100

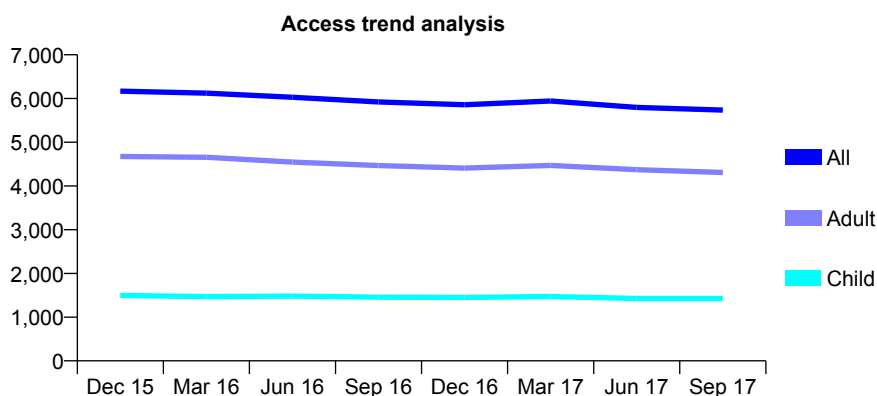
Q70 - Vital Signs At a Glance Contract Report for 187453/0001 - September 2017

Name or company name	Chalet Hill Dental Centre
Contract type name	GDS Contract
Purpose of contract	General
Contract start date	01/01/2013
Contract end date	

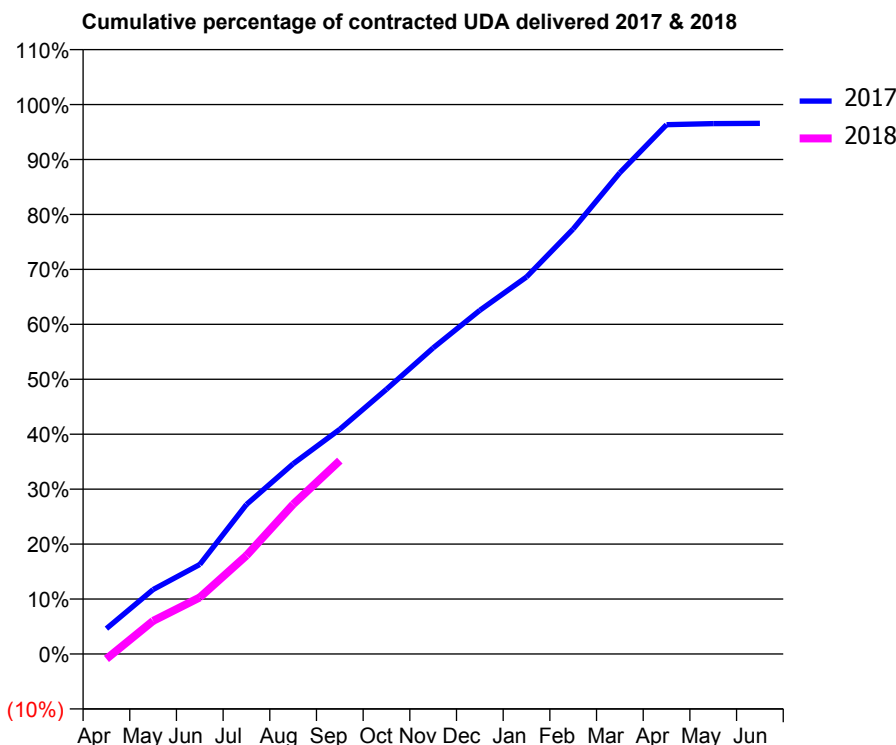
17/18 Contracted general activity (UDA)	20,000
Carry forward general activity (UDA)	685
17/18 Contracted orthodontic activity (UOA)	0
Carry forward orthodontic activity (UOA)	0
Baseline contract value	£482,698.96

ACCESS*

Patients seen in 24 months	Total	Change since previous quarter
Quarter ending September 2016	5,923	
Quarter ending December 2016	5,859	↓
Quarter ending March 2017	5,942	→
Quarter ending June 2017	5,798	↓
Quarter ending September 2017	5,735	↓
Variance since September 2016	(3.2%)	↓



ACTIVITY



Month	Adjusted Scheduled Activity (UDA)	
	2017	2018
April	924	-183
May	2,347	1,205
June	3,258	2,059
July	5,443	3,586
August	6,924	5,448
September	8,180	7,040
October	9,637	
November	11,142	
December	12,511	
January	13,723	
February	15,468	
March	17,517	
April	19,267	
May	19,303	
June	19,315	

QUALITY

	Quantity	Base Number	Contract	AT	Region	England
% of FP17s for the same patient ID Re-attending within 3 months - Children	122	1,022	11.9%	10.1%	11.4%	11.9%
% of FP17s for the same patient ID Re-attending within 3 months - Adults	412	2,847	14.5%	14.7%	15.7%	15.9%
% of FP17s for the same patient ID Re-attending between 3 & 9 months - Children	614	1,022	60.1%	60.5%	60.6%	58.1%
% of FP17s for the same patient ID Re-attending between 3 & 9 months - Adults	1,604	2,847	56.3%	52.1%	52.0%	50.6%
% of FP17s for Band 1 Urgent Courses	248	3,347	7.4%	9.9%	9.6%	9.1%
% of FP17s Relating to Free Repair or Replacements	35	3,347	1.0%	0.6%	0.7%	0.8%
% of FP17s Relating to Continuations	9	3,347	0.3%	1.1%	1.0%	1.1%
% of Patients satisfied with the dentistry they have received	12	12	100.0%	92.2%	91.6%	91.4%
% of Patients satisfied with the time they had to wait for an appointment	11	12	91.7%	87.8%	87.9%	87.7%

* This is based on patients treated on this contract for their most recent course of treatment. Figures in italics indicate the base number of FP17s or Patient Questionnaire responses are less than 100. N/A is shown where the base number of responses is less than 10 during the period. % is calculated as Quantity/Base number*100

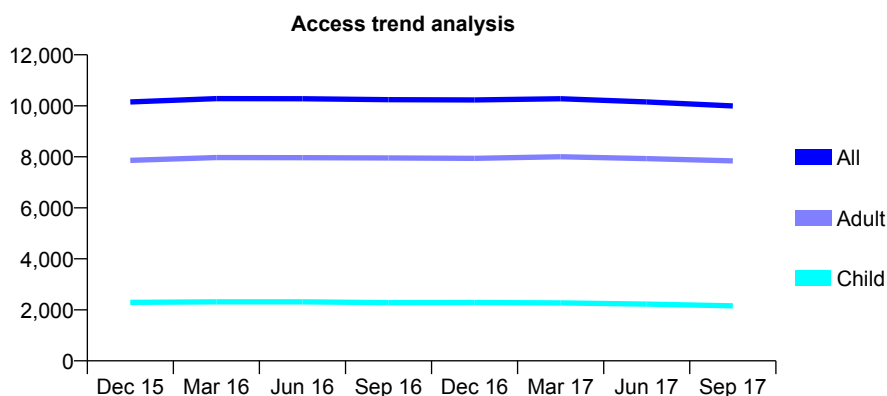
Q70 - Vital Signs At a Glance Contract Report for 188530/0001 - September 2017

Name or company name	Dr Elaine Weaver
Contract type name	GDS Contract
Purpose of contract	General
Contract start date	01/04/2009
Contract end date	

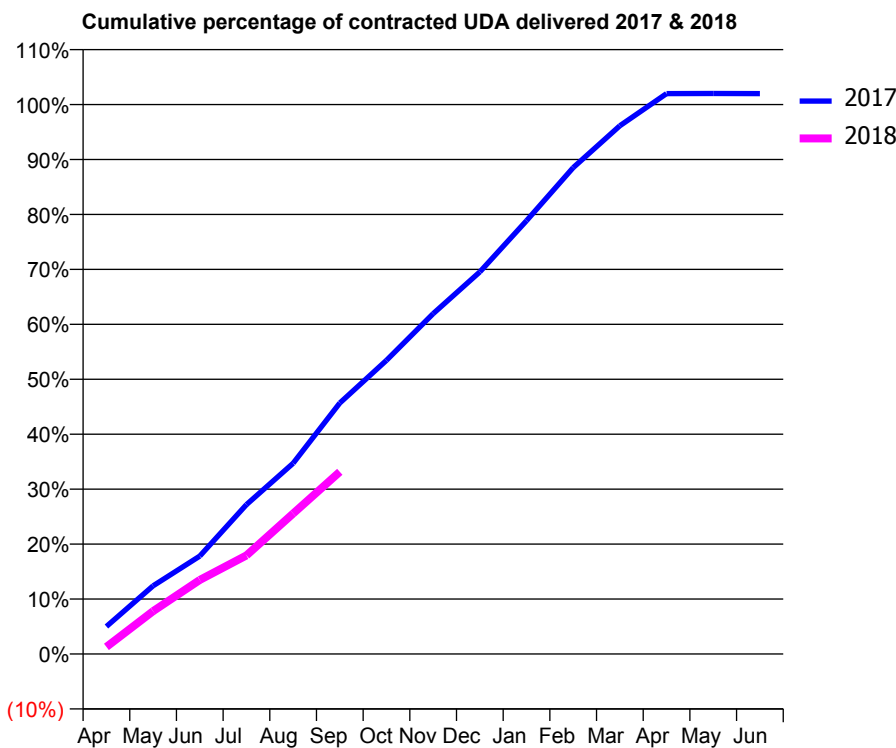
17/18 Contracted general activity (UDA)	26,437
Carry forward general activity (UDA)	0
17/18 Contracted orthodontic activity (UOA)	0
Carry forward orthodontic activity (UOA)	0
Baseline contract value	£832,239.11

ACCESS*

Patients seen in 24 months	Total	Change since previous quarter
Quarter ending September 2016	10,238	
Quarter ending December 2016	10,230	→
Quarter ending March 2017	10,277	→
Quarter ending June 2017	10,154	↓
Quarter ending September 2017	9,997	↓
Variance since September 2016	(2.4%)	↓



ACTIVITY



Month	Adjusted Scheduled Activity (UDA)	
	2017	2018
April	1,327	343
May	3,282	2,064
June	4,713	3,563
July	7,188	4,745
August	9,176	6,760
September	12,080	8,764
October	14,129	
November	16,373	
December	18,383	
January	20,845	
February	23,400	
March	25,412	
April	26,963	
May	26,964	
June	26,963	

QUALITY

	Quantity	Base Number	Contract	AT	Region	England
% of FP17s for the same patient ID Re-attending within 3 months - Children	86	1,342	6.4%	10.1%	11.4%	11.9%
% of FP17s for the same patient ID Re-attending within 3 months - Adults	743	4,796	15.5%	14.7%	15.7%	15.9%
% of FP17s for the same patient ID Re-attending between 3 & 9 months - Children	740	1,342	55.1%	60.5%	60.6%	58.1%
% of FP17s for the same patient ID Re-attending between 3 & 9 months - Adults	2,127	4,796	44.3%	52.1%	52.0%	50.6%
% of FP17s for Band 1 Urgent Courses	409	5,278	7.7%	9.9%	9.6%	9.1%
% of FP17s Relating to Free Repair or Replacements	43	5,278	0.8%	0.6%	0.7%	0.8%
% of FP17s Relating to Continuations	79	5,278	1.5%	1.1%	1.0%	1.1%
% of Patients satisfied with the dentistry they have received	10	10	100.0%	92.2%	91.6%	91.4%
% of Patients satisfied with the time they had to wait for an appointment	9	10	90.0%	87.8%	87.9%	87.7%

* This is based on patients treated on this contract for their most recent course of treatment. Figures in italics indicate the base number of FP17s or Patient Questionnaire responses are less than 100. N/A is shown where the base number of responses is less than 10 during the period. % is calculated as Quantity/Base number*100

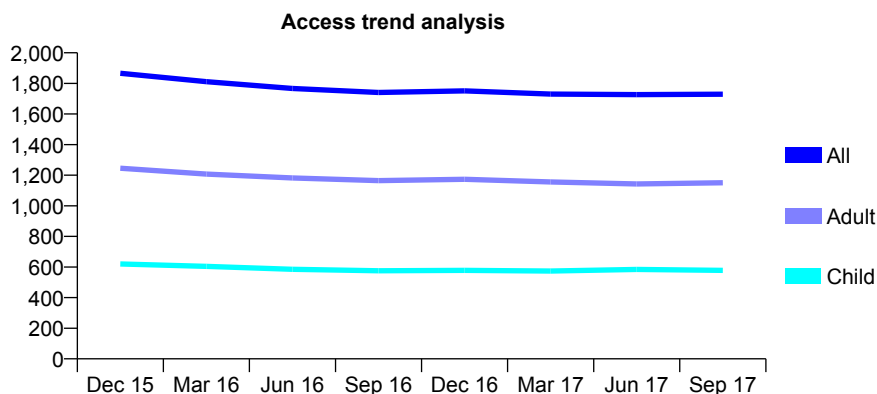
Q70 - Vital Signs At a Glance Contract Report for 190195/0006 - September 2017

Name or company name	Xeon Smiles UK Ltd
Contract type name	GDS Contract
Purpose of contract	General and Orthodontic
Contract start date	09/06/2008
Contract end date	

17/18 Contracted general activity (UDA)	4,501
Carry forward general activity (UDA)	0
17/18 Contracted orthodontic activity (UOA)	240
Carry forward orthodontic activity (UOA)	0
Baseline contract value	£119,695.57

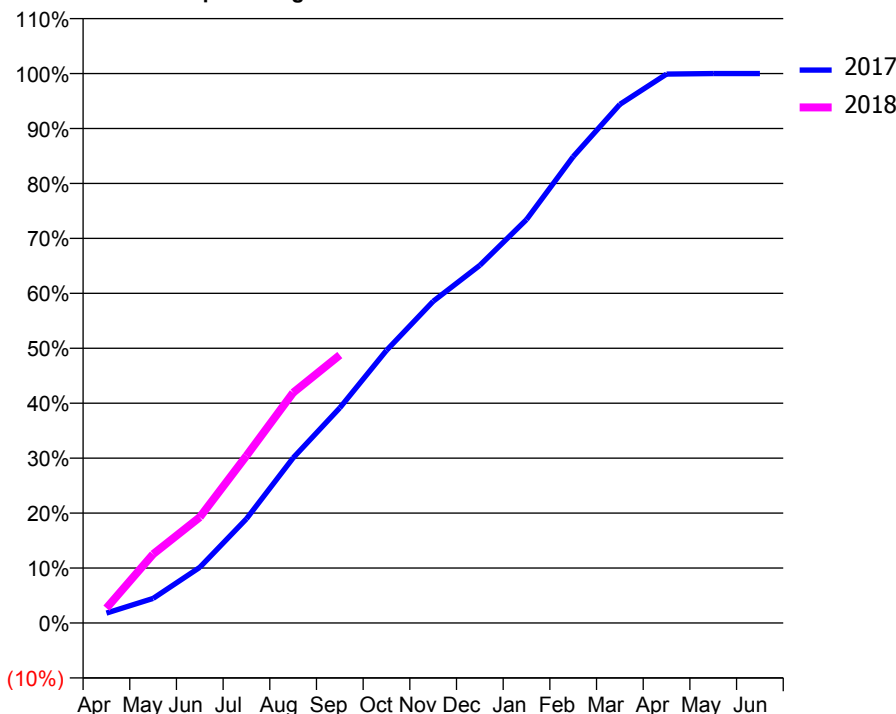
ACCESS*

Patients seen in 24 months	Total	Change since previous quarter
Quarter ending September 2016	1,741	
Quarter ending December 2016	1,751	→
Quarter ending March 2017	1,730	↓
Quarter ending June 2017	1,727	→
Quarter ending September 2017	1,729	→
Variance since September 2016	(0.7%)	→



ACTIVITY

Cumulative percentage of contracted UDA delivered 2017 & 2018



Month	Adjusted Scheduled Activity (UDA)	
	2017	2018
April	81	121
May	201	564
June	456	867
July	854	1,370
August	1,353	1,887
September	1,762	2,195
October	2,234	
November	2,635	
December	2,930	
January	3,304	
February	3,820	
March	4,249	
April	4,497	
May	4,501	
June	4,501	

QUALITY

	Quantity	Base Number	Contract	AT	Region	England
% of FP17s for the same patient ID Re-attending within 3 months - Children	30	493	6.1%	10.1%	11.4%	11.9%
% of FP17s for the same patient ID Re-attending within 3 months - Adults	105	875	12.0%	14.7%	15.7%	15.9%
% of FP17s for the same patient ID Re-attending between 3 & 9 months - Children	325	493	65.9%	60.5%	60.6%	58.1%
% of FP17s for the same patient ID Re-attending between 3 & 9 months - Adults	501	875	57.3%	52.1%	52.0%	50.6%
% of FP17s for Band 1 Urgent Courses	75	1,254	6.0%	9.9%	9.6%	9.1%
% of FP17s Relating to Free Repair or Replacements	9	1,254	0.7%	0.6%	0.7%	0.8%
% of FP17s Relating to Continuations	8	1,254	0.6%	1.1%	1.0%	1.1%
% of Patients satisfied with the dentistry they have received	5	6	N/A	92.2%	91.6%	91.4%
% of Patients satisfied with the time they had to wait for an appointment	5	6	N/A	87.8%	87.9%	87.7%

* This is based on patients treated on this contract for their most recent course of treatment. Figures in italics indicate the base number of FP17s or Patient Questionnaire responses are less than 100. N/A is shown where the base number of responses is less than 10 during the period. % is calculated as Quantity/Base number*100

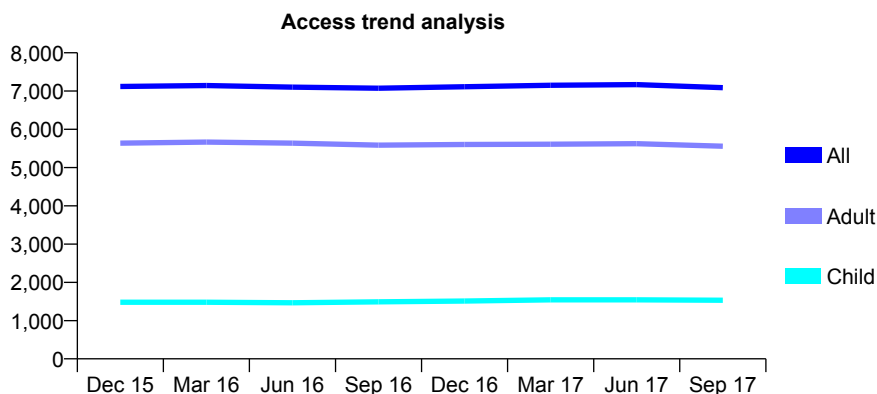
Q70 - Vital Signs At a Glance Contract Report for 190233/0001 - September 2017

Name or company name	Dentalcare Limited
Contract type name	GDS Contract
Purpose of contract	General
Contract start date	13/12/2010
Contract end date	

17/18 Contracted general activity (UDA)	19,865
Carry forward general activity (UDA)	0
17/18 Contracted orthodontic activity (UOA)	0
Carry forward orthodontic activity (UOA)	0
Baseline contract value	£484,699.96

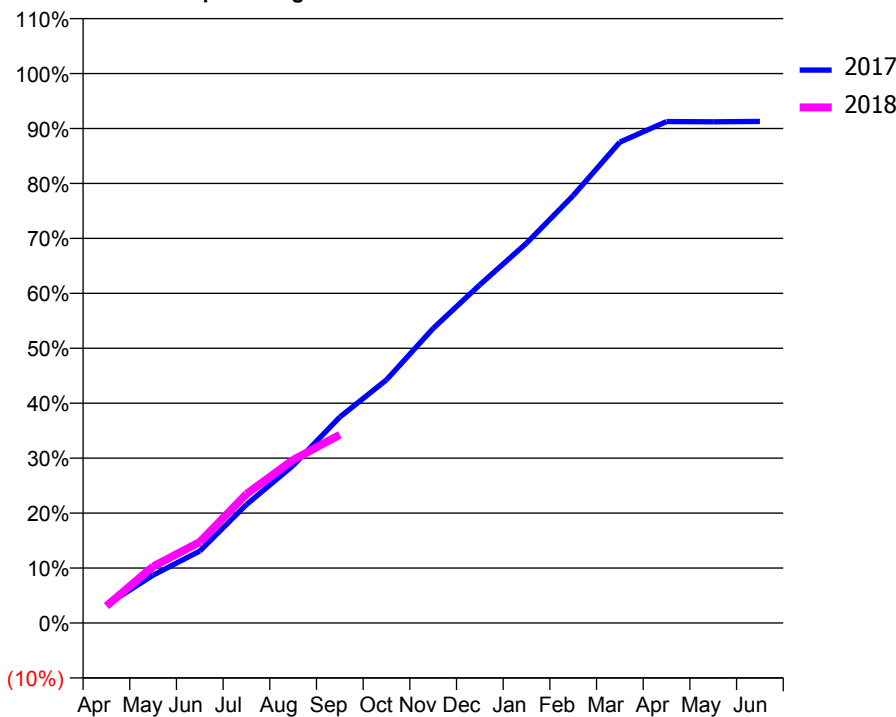
ACCESS*

Patients seen in 24 months	Total	Change since previous quarter
Quarter ending September 2016	7,076	
Quarter ending December 2016	7,114	→
Quarter ending March 2017	7,152	→
Quarter ending June 2017	7,167	→
Quarter ending September 2017	7,089	↓
Variance since September 2016	0.2%	→



ACTIVITY

Cumulative percentage of contracted UDA delivered 2017 & 2018



Month	Adjusted Scheduled Activity (UDA)	
	2017	2018
April	647	617
May	1,734	2,047
June	2,602	2,927
July	4,285	4,664
August	5,697	5,896
September	7,445	6,803
October	8,790	
November	10,649	
December	12,226	
January	13,732	
February	15,455	
March	17,386	
April	18,126	
May	18,116	
June	18,131	

QUALITY

	Quantity	Base Number	Contract	AT	Region	England
% of FP17s for the same patient ID Re-attending within 3 months - Children	60	1,004	6.0%	10.1%	11.4%	11.9%
% of FP17s for the same patient ID Re-attending within 3 months - Adults	288	3,098	9.3%	14.7%	15.7%	15.9%
% of FP17s for the same patient ID Re-attending between 3 & 9 months - Children	663	1,004	66.0%	60.5%	60.6%	58.1%
% of FP17s for the same patient ID Re-attending between 3 & 9 months - Adults	1,750	3,098	56.5%	52.1%	52.0%	50.6%
% of FP17s for Band 1 Urgent Courses	319	3,756	8.5%	9.9%	9.6%	9.1%
% of FP17s Relating to Free Repair or Replacements	11	3,756	0.3%	0.6%	0.7%	0.8%
% of FP17s Relating to Continuations	0	3,756	0.0%	1.1%	1.0%	1.1%
% of Patients satisfied with the dentistry they have received	6	6	N/A	92.2%	91.6%	91.4%
% of Patients satisfied with the time they had to wait for an appointment	5	6	N/A	87.8%	87.9%	87.7%

* This is based on patients treated on this contract for their most recent course of treatment. Figures in italics indicate the base number of FP17s or Patient Questionnaire responses are less than 100. N/A is shown where the base number of responses is less than 10 during the period. % is calculated as Quantity/Base number*100

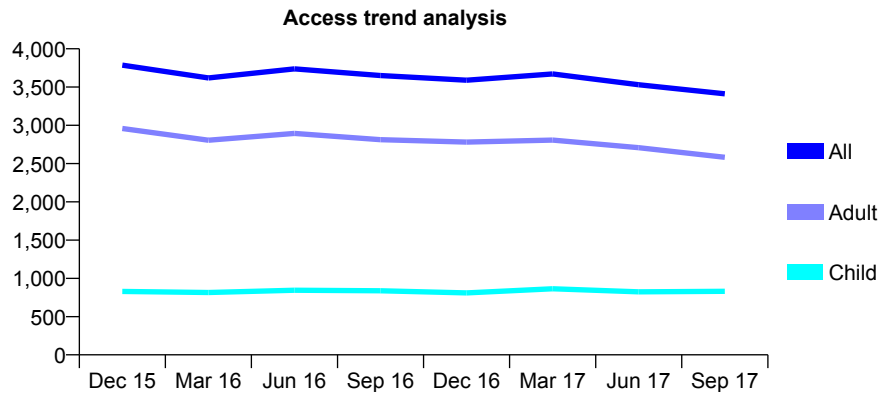
Q70 - Vital Signs At a Glance Contract Report for 190543/0001 - September 2017

Name or company name	University of Portsmouth Services Limited
Contract type name	PDS Plus Contract
Purpose of contract	General
Contract start date	01/09/2010
Contract end date	28/02/2018

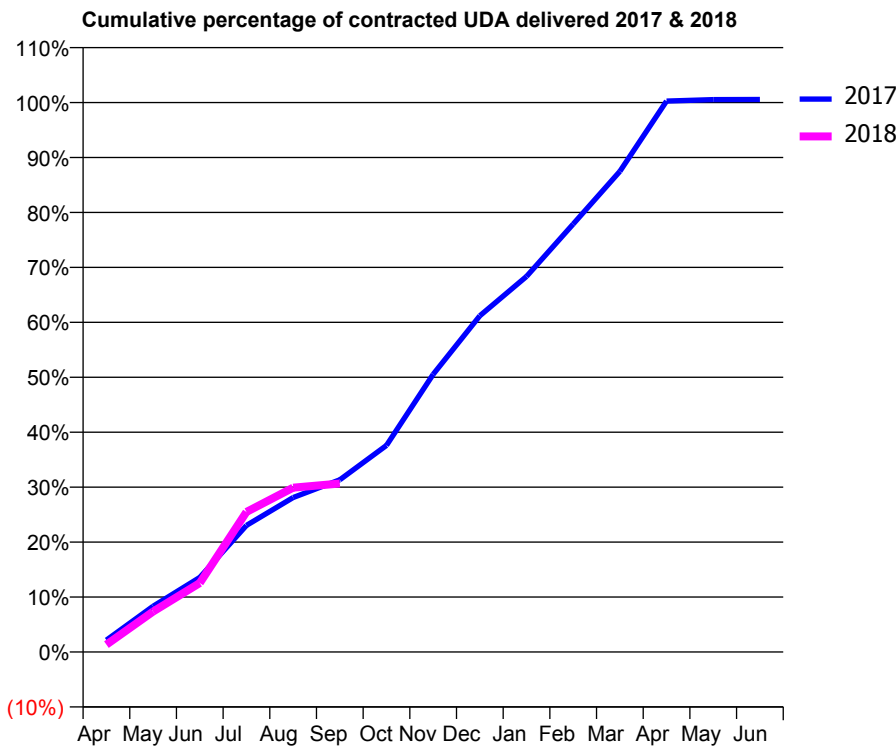
17/18 Contracted general activity (UDA)	9,075
Carry forward general activity (UDA)	0
17/18 Contracted orthodontic activity (UOA)	0
Carry forward orthodontic activity (UOA)	0
Baseline contract value	£0.00

ACCESS*

Patients seen in 24 months	Total	Change since previous quarter
Quarter ending September 2016	3,651	
Quarter ending December 2016	3,590	↓
Quarter ending March 2017	3,671	↑
Quarter ending June 2017	3,530	↓
Quarter ending September 2017	3,412	↓
Variance since September 2016	(6.5%)	↓



ACTIVITY



Adjusted Scheduled Activity (UDA)		
Month	2017	2018
April	234	123
May	901	668
June	1,466	1,139
July	2,489	2,312
August	3,037	2,714
September	3,386	2,783
October	4,062	
November	5,457	
December	6,609	
January	7,382	
February	8,411	
March	9,446	
April	10,828	
May	10,856	
June	10,859	

QUALITY

	Quantity	Base Number	Contract	AT	Region	England
% of FP17s for the same patient ID Re-attending within 3 months - Children	41	380	10.8%	10.1%	11.4%	11.9%
% of FP17s for the same patient ID Re-attending within 3 months - Adults	316	1,157	27.3%	14.7%	15.7%	15.9%
% of FP17s for the same patient ID Re-attending between 3 & 9 months - Children	125	380	32.9%	60.5%	60.6%	58.1%
% of FP17s for the same patient ID Re-attending between 3 & 9 months - Adults	393	1,157	34.0%	52.1%	52.0%	50.6%
% of FP17s for Band 1 Urgent Courses	331	1,069	31.0%	9.9%	9.6%	9.1%
% of FP17s Relating to Free Repair or Replacements	0	1,069	0.0%	0.6%	0.7%	0.8%
% of FP17s Relating to Continuations	5	1,069	0.5%	1.1%	1.0%	1.1%
% of Patients satisfied with the dentistry they have received	3	4	N/A	92.2%	91.6%	91.4%
% of Patients satisfied with the time they had to wait for an appointment	3	4	N/A	87.8%	87.9%	87.7%

* This is based on patients treated on this contract for their most recent course of treatment. Figures in italics indicate the base number of FP17s or Patient Questionnaire responses are less than 100. N/A is shown where the base number of responses is less than 10 during the period. % is calculated as Quantity/Base number*100

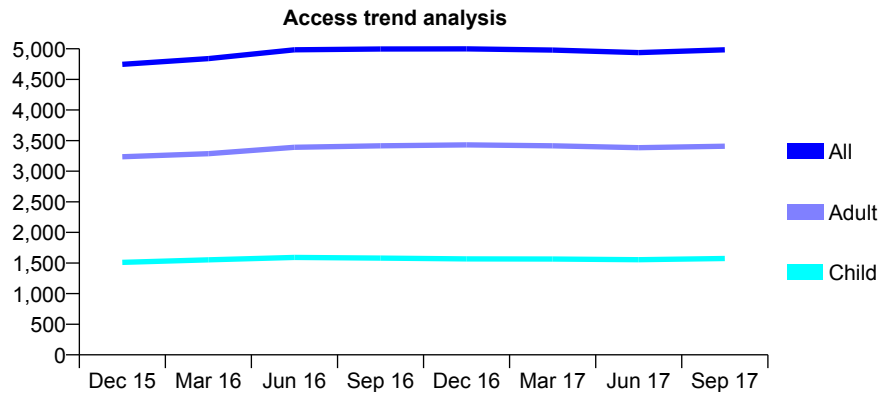
Q70 - Vital Signs At a Glance Contract Report for 190985/0001 - September 2017

Name or company name	Miss P Kotecha
Contract type name	GDS Contract
Purpose of contract	General
Contract start date	01/12/2013
Contract end date	

17/18 Contracted general activity (UDA)	12,555
Carry forward general activity (UDA)	0
17/18 Contracted orthodontic activity (UOA)	0
Carry forward orthodontic activity (UOA)	0
Baseline contract value	£333,410.48

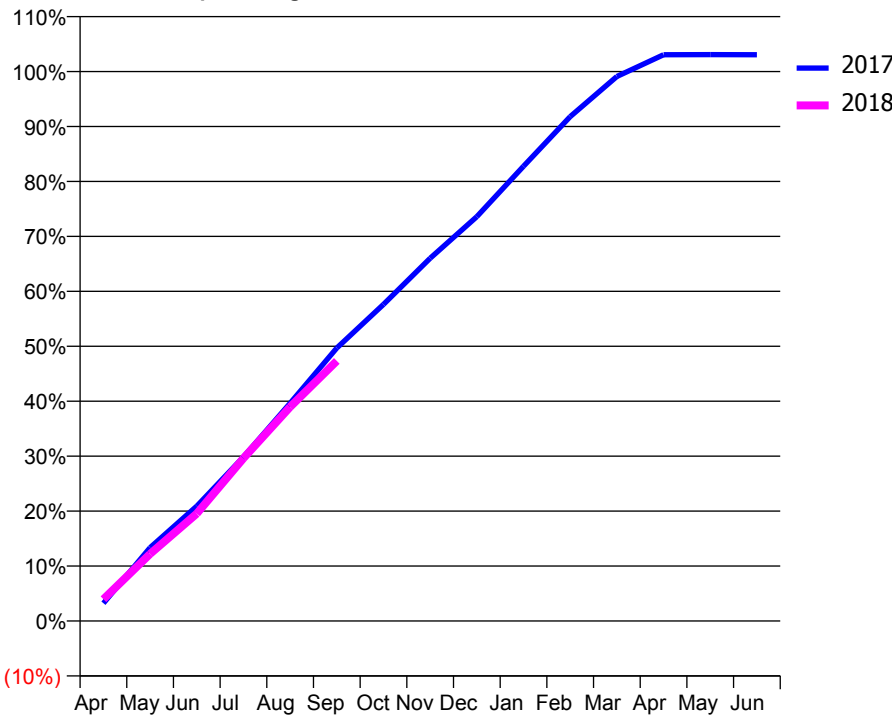
ACCESS*

Patients seen in 24 months	Total	Change since previous quarter
Quarter ending September 2016	4,996	
Quarter ending December 2016	4,998	→
Quarter ending March 2017	4,979	→
Quarter ending June 2017	4,938	→
Quarter ending September 2017	4,983	→
Variance since September 2016	(0.3%)	→



ACTIVITY

Cumulative percentage of contracted UDA delivered 2017 & 2018



Month	Adjusted Scheduled Activity (UDA)	
	2017	2018
April	406	499
May	1,677	1,534
June	2,626	2,453
July	3,749	3,717
August	4,978	4,891
September	6,239	5,944
October	7,234	
November	8,290	
December	9,239	
January	10,391	
February	11,524	
March	12,440	
April	12,937	
May	12,939	
June	12,936	

QUALITY

	Quantity	Base Number	Contract	AT	Region	England
% of FP17s for the same patient ID Re-attending within 3 months - Children	85	1,332	6.4%	10.1%	11.4%	11.9%
% of FP17s for the same patient ID Re-attending within 3 months - Adults	201	2,348	8.6%	14.7%	15.7%	15.9%
% of FP17s for the same patient ID Re-attending between 3 & 9 months - Children	949	1,332	71.2%	60.5%	60.6%	58.1%
% of FP17s for the same patient ID Re-attending between 3 & 9 months - Adults	1,493	2,348	63.6%	52.1%	52.0%	50.6%
% of FP17s for Band 1 Urgent Courses	139	3,377	4.1%	9.9%	9.6%	9.1%
% of FP17s Relating to Free Repair or Replacements	6	3,377	0.2%	0.6%	0.7%	0.8%
% of FP17s Relating to Continuations	10	3,377	0.3%	1.1%	1.0%	1.1%
% of Patients satisfied with the dentistry they have received	8	9	N/A	92.2%	91.6%	91.4%
% of Patients satisfied with the time they had to wait for an appointment	8	9	N/A	87.8%	87.9%	87.7%

* This is based on patients treated on this contract for their most recent course of treatment. Figures in italics indicate the base number of FP17s or Patient Questionnaire responses are less than 100. N/A is shown where the base number of responses is less than 10 during the period. % is calculated as Quantity/Base number*100

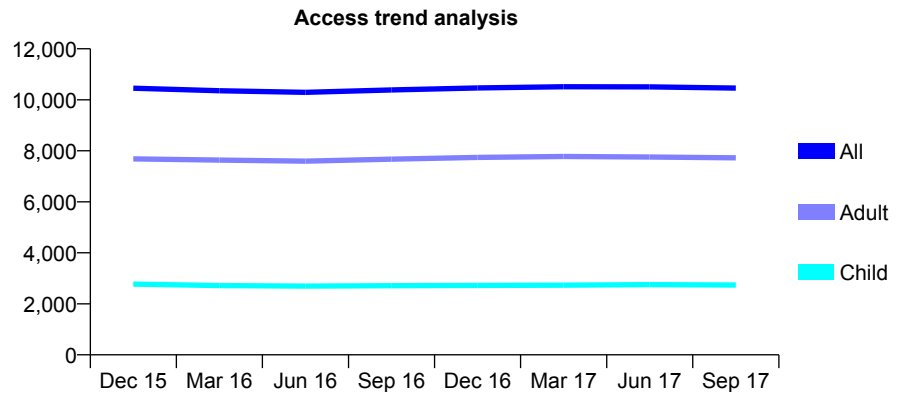
Q70 - Vital Signs At a Glance Contract Report for 191183/0001 - September 2017

Name or company name	SCA Healthcare
Contract type name	GDS Contract
Purpose of contract	General
Contract start date	13/09/2008
Contract end date	

17/18 Contracted general activity (UDA)	36,115
Carry forward general activity (UDA)	0
17/18 Contracted orthodontic activity (UOA)	0
Carry forward orthodontic activity (UOA)	0
Baseline contract value	£1,090,009.21

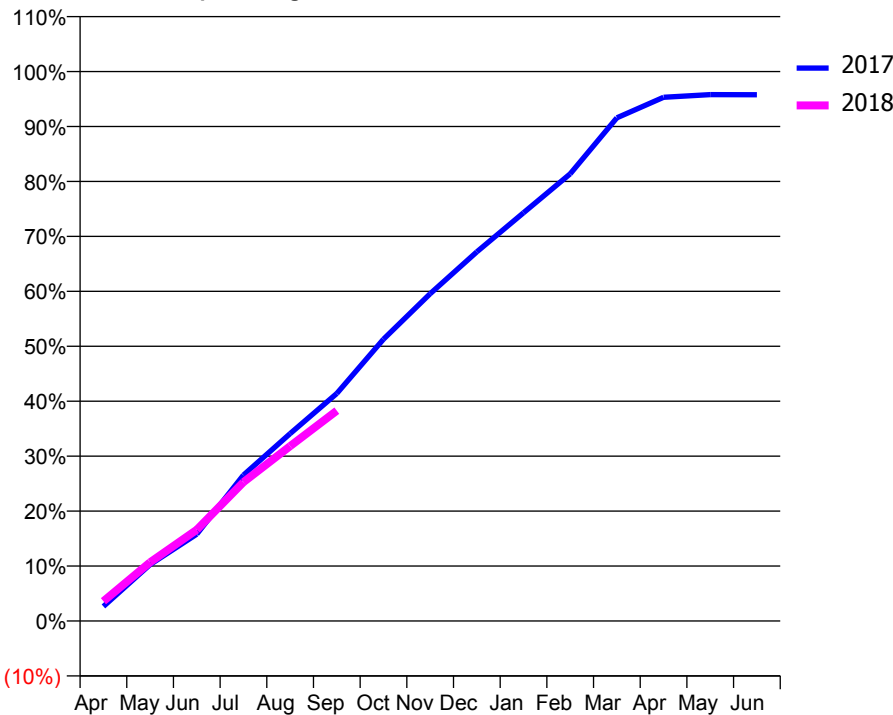
ACCESS*

Patients seen in 24 months	Total	Change since previous quarter
Quarter ending September 2016	10,386	
Quarter ending December 2016	10,464	→
Quarter ending March 2017	10,511	→
Quarter ending June 2017	10,507	→
Quarter ending September 2017	10,460	→
Variance since September 2016	0.7%	→



ACTIVITY

Cumulative percentage of contracted UDA delivered 2017 & 2018



Month	Adjusted Scheduled Activity (UDA)	
	2017	2018
April	963	1,300
May	3,714	3,861
June	5,706	6,001
July	9,592	9,124
August	12,321	11,490
September	14,956	13,829
October	18,521	
November	21,511	
December	24,262	
January	26,835	
February	29,392	
March	33,067	
April	34,423	
May	34,597	
June	34,585	

QUALITY

	Quantity	Base Number	Contract	AT	Region	England
% of FP17s for the same patient ID Re-attending within 3 months - Children	158	2,127	7.4%	10.1%	11.4%	11.9%
% of FP17s for the same patient ID Re-attending within 3 months - Adults	831	5,744	14.5%	14.7%	15.7%	15.9%
% of FP17s for the same patient ID Re-attending between 3 & 9 months - Children	1,388	2,127	65.3%	60.5%	60.6%	58.1%
% of FP17s for the same patient ID Re-attending between 3 & 9 months - Adults	3,575	5,744	62.2%	52.1%	52.0%	50.6%
% of FP17s for Band 1 Urgent Courses	499	7,216	6.9%	9.9%	9.6%	9.1%
% of FP17s Relating to Free Repair or Replacements	59	7,216	0.8%	0.6%	0.7%	0.8%
% of FP17s Relating to Continuations	75	7,216	1.0%	1.1%	1.0%	1.1%
% of Patients satisfied with the dentistry they have received	13	13	100.0%	92.2%	91.6%	91.4%
% of Patients satisfied with the time they had to wait for an appointment	13	13	100.0%	87.8%	87.9%	87.7%

* This is based on patients treated on this contract for their most recent course of treatment. Figures in italics indicate the base number of FP17s or Patient Questionnaire responses are less than 100. N/A is shown where the base number of responses is less than 10 during the period. % is calculated as Quantity/Base number*100

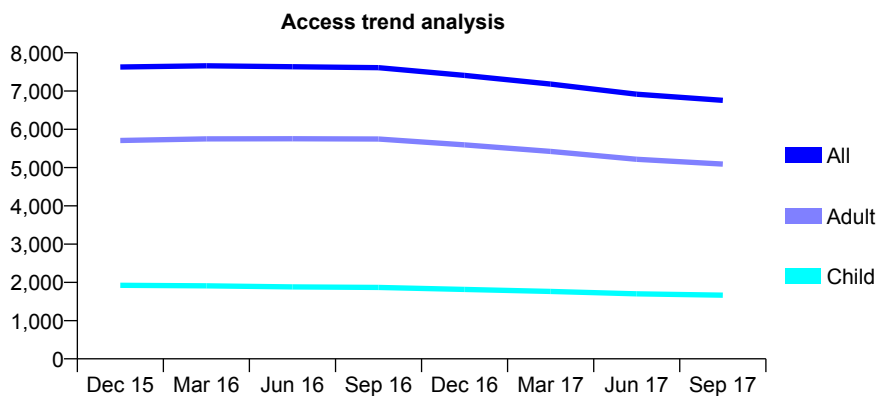
Q70 - Vital Signs At a Glance Contract Report for 191183/0002 - September 2017

Name or company name	SCA Healthcare
Contract type name	GDS Contract
Purpose of contract	General
Contract start date	01/10/2008
Contract end date	

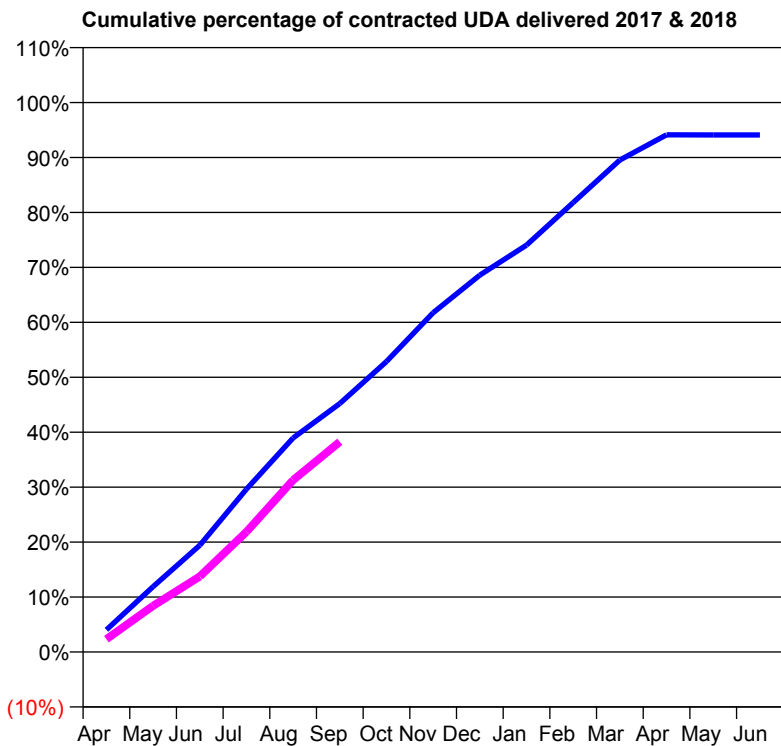
17/18 Contracted general activity (UDA)	21,000
Carry forward general activity (UDA)	0
17/18 Contracted orthodontic activity (UOA)	0
Carry forward orthodontic activity (UOA)	0
Baseline contract value	£494,438.58

ACCESS*

Patients seen in 24 months	Total	Change since previous quarter
Quarter ending September 2016	7,611	
Quarter ending December 2016	7,408	↓
Quarter ending March 2017	7,182	↓
Quarter ending June 2017	6,917	↓
Quarter ending September 2017	6,756	↓
Variance since September 2016	(11.2%)	↓



ACTIVITY



Month	Adjusted Scheduled Activity (UDA)	
	2017	2018
April	910	493
May	2,677	1,768
June	4,370	2,885
July	6,669	4,595
August	8,766	6,572
September	10,173	8,032
October	11,897	
November	13,891	
December	15,434	
January	16,663	
February	18,404	
March	20,143	
April	21,174	
May	21,171	
June	21,172	

QUALITY

	Quantity	Base Number	Contract	AT	Region	England
% of FP17s for the same patient ID Re-attending within 3 months - Children	108	1,289	8.4%	10.1%	11.4%	11.9%
% of FP17s for the same patient ID Re-attending within 3 months - Adults	502	3,361	14.9%	14.7%	15.7%	15.9%
% of FP17s for the same patient ID Re-attending between 3 & 9 months - Children	820	1,289	63.6%	60.5%	60.6%	58.1%
% of FP17s for the same patient ID Re-attending between 3 & 9 months - Adults	1,775	3,361	52.8%	52.1%	52.0%	50.6%
% of FP17s for Band 1 Urgent Courses	518	4,234	12.2%	9.9%	9.6%	9.1%
% of FP17s Relating to Free Repair or Replacements	21	4,234	0.5%	0.6%	0.7%	0.8%
% of FP17s Relating to Continuations	14	4,234	0.3%	1.1%	1.0%	1.1%
% of Patients satisfied with the dentistry they have received	3	4	N/A	92.2%	91.6%	91.4%
% of Patients satisfied with the time they had to wait for an appointment	4	4	N/A	87.8%	87.9%	87.7%

* This is based on patients treated on this contract for their most recent course of treatment. Figures in italics indicate the base number of FP17s or Patient Questionnaire responses are less than 100. N/A is shown where the base number of responses is less than 10 during the period. % is calculated as Quantity/Base number*100

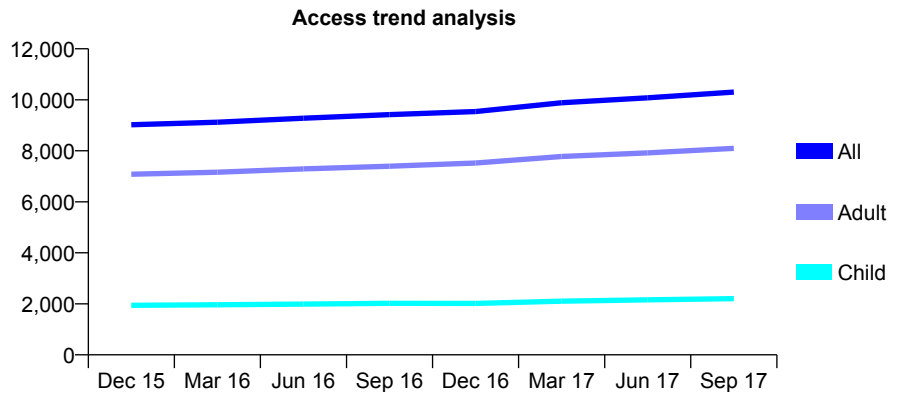
Q70 - Vital Signs At a Glance Contract Report for 191183/0003 - September 2017

Name or company name	SCA Healthcare
Contract type name	GDS Contract
Purpose of contract	General
Contract start date	01/10/2008
Contract end date	

17/18 Contracted general activity (UDA)	31,000
Carry forward general activity (UDA)	0
17/18 Contracted orthodontic activity (UOA)	0
Carry forward orthodontic activity (UOA)	0
Baseline contract value	£854,010.09

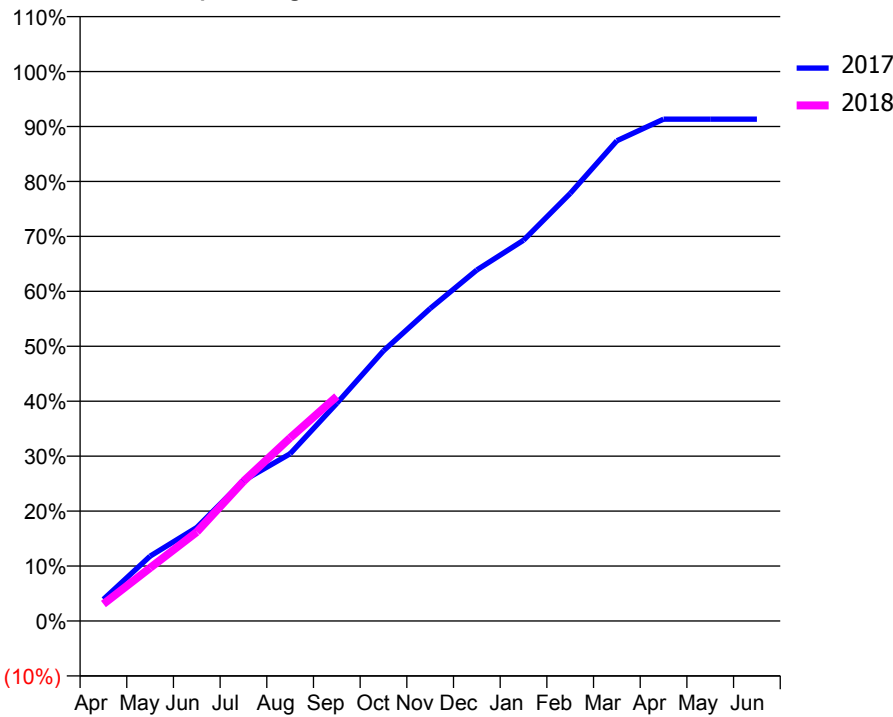
ACCESS*

Patients seen in 24 months	Total	Change since previous quarter
Quarter ending September 2016	9,417	
Quarter ending December 2016	9,538	→
Quarter ending March 2017	9,885	↑
Quarter ending June 2017	10,076	→
Quarter ending September 2017	10,301	↑
Variance since September 2016	9.4%	↑



ACTIVITY

Cumulative percentage of contracted UDA delivered 2017 & 2018



Month	Adjusted Scheduled Activity (UDA)	
	2017	2018
April	1,220	957
May	3,662	2,995
June	5,278	5,022
July	7,914	7,880
August	9,440	10,331
September	12,277	12,671
October	15,243	
November	17,631	
December	19,807	
January	21,480	
February	24,123	
March	27,092	
April	28,312	
May	28,311	
June	28,313	

QUALITY

	Quantity	Base Number	Contract	AT	Region	England
% of FP17s for the same patient ID Re-attending within 3 months - Children	97	1,727	5.6%	10.1%	11.4%	11.9%
% of FP17s for the same patient ID Re-attending within 3 months - Adults	699	5,657	12.4%	14.7%	15.7%	15.9%
% of FP17s for the same patient ID Re-attending between 3 & 9 months - Children	1,126	1,727	65.2%	60.5%	60.6%	58.1%
% of FP17s for the same patient ID Re-attending between 3 & 9 months - Adults	2,903	5,657	51.3%	52.1%	52.0%	50.6%
% of FP17s for Band 1 Urgent Courses	338	6,266	5.4%	9.9%	9.6%	9.1%
% of FP17s Relating to Free Repair or Replacements	31	6,266	0.5%	0.6%	0.7%	0.8%
% of FP17s Relating to Continuations	17	6,266	0.3%	1.1%	1.0%	1.1%
% of Patients satisfied with the dentistry they have received	11	11	100.0%	92.2%	91.6%	91.4%
% of Patients satisfied with the time they had to wait for an appointment	11	11	100.0%	87.8%	87.9%	87.7%

* This is based on patients treated on this contract for their most recent course of treatment. Figures in italics indicate the base number of FP17s or Patient Questionnaire responses are less than 100. N/A is shown where the base number of responses is less than 10 during the period. % is calculated as Quantity/Base number*100

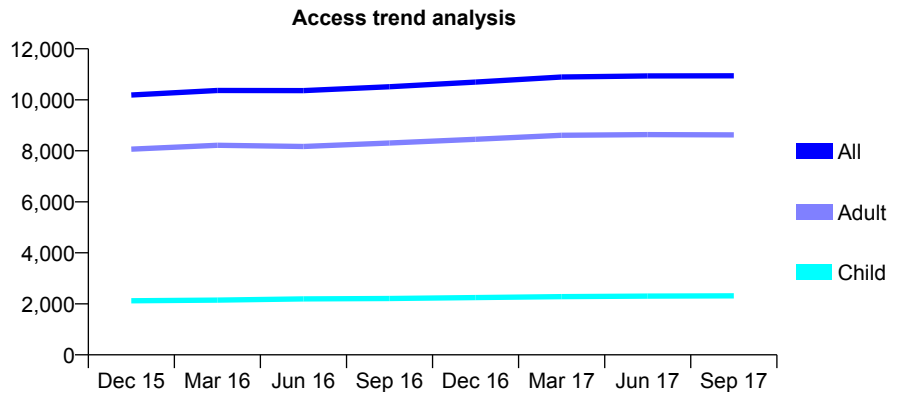
Q70 - Vital Signs At a Glance Contract Report for 191183/0004 - September 2017

Name or company name	SCA Healthcare
Contract type name	GDS Contract
Purpose of contract	General
Contract start date	01/04/2011
Contract end date	

17/18 Contracted general activity (UDA)	30,000
Carry forward general activity (UDA)	0
17/18 Contracted orthodontic activity (UOA)	0
Carry forward orthodontic activity (UOA)	0
Baseline contract value	£770,178.92

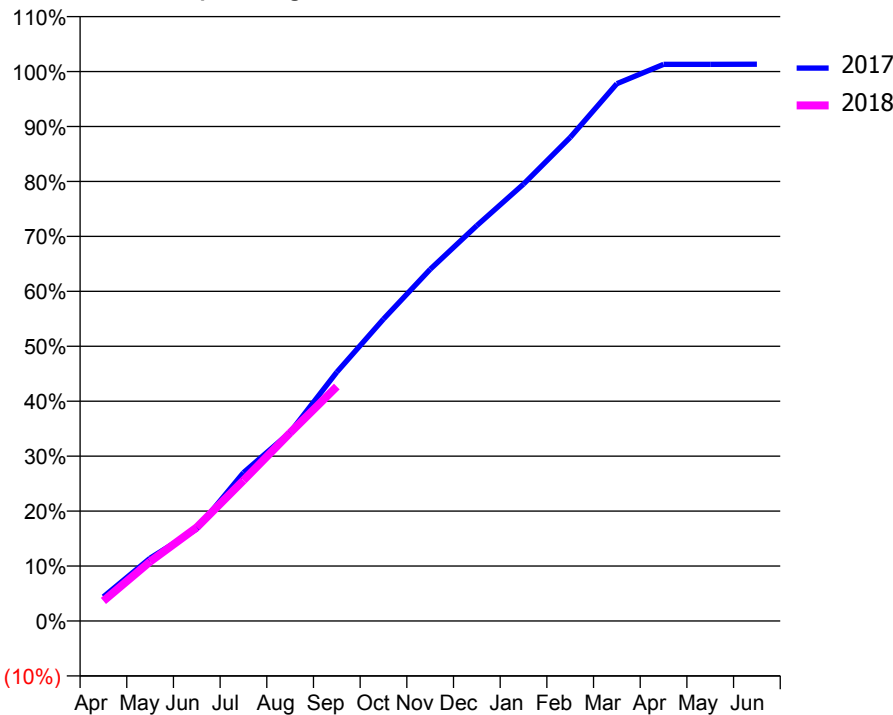
ACCESS*

Patients seen in 24 months	Total	Change since previous quarter
Quarter ending September 2016	10,515	
Quarter ending December 2016	10,696	→
Quarter ending March 2017	10,894	→
Quarter ending June 2017	10,937	→
Quarter ending September 2017	10,943	→
Variance since September 2016	4.1%	↑



ACTIVITY

Cumulative percentage of contracted UDA delivered 2017 & 2018



Adjusted Scheduled Activity (UDA)		
Month	2017	2018
April	1,292	1,094
May	3,361	3,244
June	4,923	5,117
July	7,930	7,676
August	10,088	10,278
September	13,307	12,801
October	16,142	
November	18,802	
December	21,142	
January	23,358	
February	25,850	
March	28,723	
April	29,759	
May	29,760	
June	29,763	

QUALITY

	Quantity	Base Number	Contract	AT	Region	England
% of FP17s for the same patient ID Re-attending within 3 months - Children	161	1,784	9.0%	10.1%	11.4%	11.9%
% of FP17s for the same patient ID Re-attending within 3 months - Adults	848	6,219	13.6%	14.7%	15.7%	15.9%
% of FP17s for the same patient ID Re-attending between 3 & 9 months - Children	1,085	1,784	60.8%	60.5%	60.6%	58.1%
% of FP17s for the same patient ID Re-attending between 3 & 9 months - Adults	3,864	6,219	62.1%	52.1%	52.0%	50.6%
% of FP17s for Band 1 Urgent Courses	723	7,418	9.7%	9.9%	9.6%	9.1%
% of FP17s Relating to Free Repair or Replacements	31	7,418	0.4%	0.6%	0.7%	0.8%
% of FP17s Relating to Continuations	33	7,418	0.4%	1.1%	1.0%	1.1%
% of Patients satisfied with the dentistry they have received	16	16	100.0%	92.2%	91.6%	91.4%
% of Patients satisfied with the time they had to wait for an appointment	14	16	87.5%	87.8%	87.9%	87.7%

* This is based on patients treated on this contract for their most recent course of treatment. Figures in italics indicate the base number of FP17s or Patient Questionnaire responses are less than 100. N/A is shown where the base number of responses is less than 10 during the period. % is calculated as Quantity/Base number*100

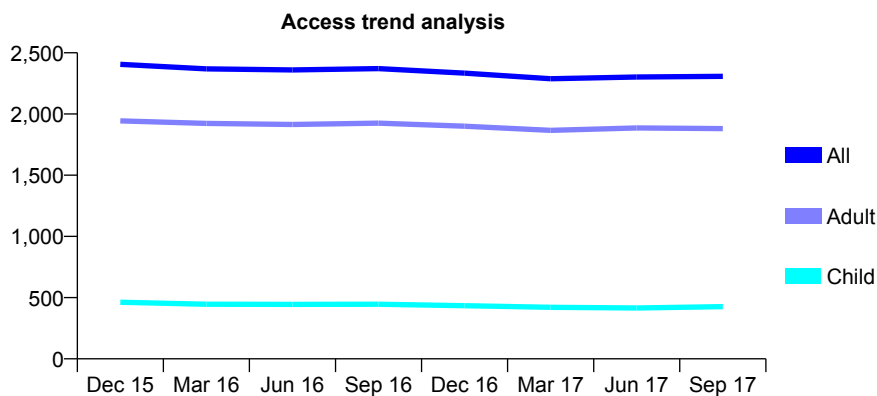
Q70 - Vital Signs At a Glance Contract Report for 191302/0001 - September 2017

Name or company name	Mr M C Omar
Contract type name	GDS Contract
Purpose of contract	General
Contract start date	01/10/2013
Contract end date	

17/18 Contracted general activity (UDA)	8,401
Carry forward general activity (UDA)	4
17/18 Contracted orthodontic activity (UOA)	0
Carry forward orthodontic activity (UOA)	0
Baseline contract value	£189,623.41

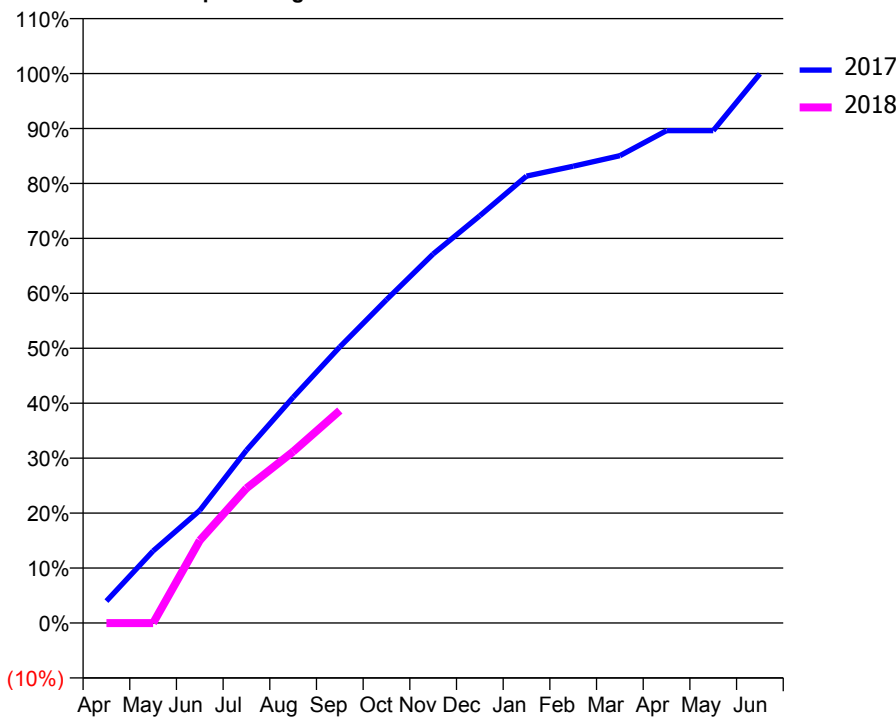
ACCESS*

Patients seen in 24 months	Total	Change since previous quarter
Quarter ending September 2016	2,371	
Quarter ending December 2016	2,334	↓
Quarter ending March 2017	2,288	↓
Quarter ending June 2017	2,302	→
Quarter ending September 2017	2,308	→
Variance since September 2016	(2.7%)	↓



ACTIVITY

Cumulative percentage of contracted UDA delivered 2017 & 2018



Adjusted Scheduled Activity (UDA)

Month	2017	2018
April	336	-4
May	1,102	-4
June	1,722	1,264
July	2,640	2,060
August	3,450	2,621
September	4,220	3,248
October	4,942	
November	5,641	
December	6,227	
January	6,834	
February	6,984	
March	7,145	
April	7,529	
May	7,529	
June	8,397	

QUALITY

	Quantity	Base Number	Contract	AT	Region	England
% of FP17s for the same patient ID Re-attending within 3 months - Children	20	462	4.3%	10.1%	11.4%	11.9%
% of FP17s for the same patient ID Re-attending within 3 months - Adults	150	1,825	8.2%	14.7%	15.7%	15.9%
% of FP17s for the same patient ID Re-attending between 3 & 9 months - Children	339	462	73.4%	60.5%	60.6%	58.1%
% of FP17s for the same patient ID Re-attending between 3 & 9 months - Adults	1,183	1,825	64.8%	52.1%	52.0%	50.6%
% of FP17s for Band 1 Urgent Courses	82	1,682	4.9%	9.9%	9.6%	9.1%
% of FP17s Relating to Free Repair or Replacements	2	1,682	0.1%	0.6%	0.7%	0.8%
% of FP17s Relating to Continuations	4	1,682	0.2%	1.1%	1.0%	1.1%
% of Patients satisfied with the dentistry they have received	4	5	N/A	92.2%	91.6%	91.4%
% of Patients satisfied with the time they had to wait for an appointment	4	5	N/A	87.8%	87.9%	87.7%

* This is based on patients treated on this contract for their most recent course of treatment. Figures in italics indicate the base number of FP17s or Patient Questionnaire responses are less than 100. N/A is shown where the base number of responses is less than 10 during the period. % is calculated as Quantity/Base number*100

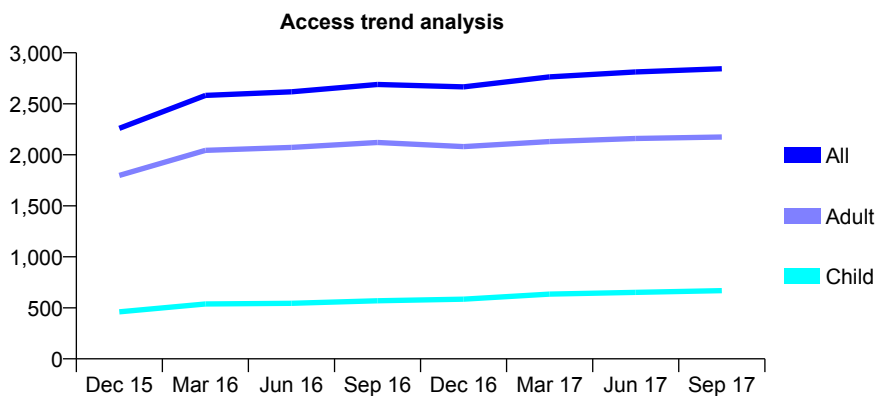
Q70 - Vital Signs At a Glance Contract Report for 192317/0001 - September 2017

Name or company name	Smile Care Dorset Limited
Contract type name	GDS Contract
Purpose of contract	General
Contract start date	01/01/2013
Contract end date	

17/18 Contracted general activity (UDA)	9,883
Carry forward general activity (UDA)	0
17/18 Contracted orthodontic activity (UOA)	0
Carry forward orthodontic activity (UOA)	0
Baseline contract value	£229,080.46

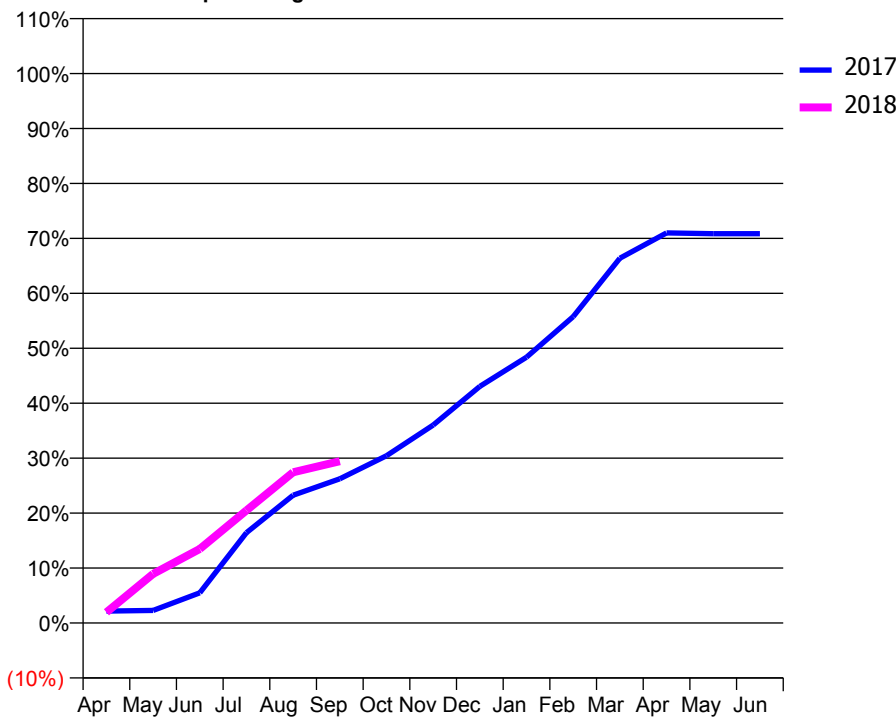
ACCESS*

Patients seen in 24 months	Total	Change since previous quarter
Quarter ending September 2016	2,690	
Quarter ending December 2016	2,666	→
Quarter ending March 2017	2,764	↑
Quarter ending June 2017	2,812	→
Quarter ending September 2017	2,844	→
Variance since September 2016	5.7%	↑



ACTIVITY

Cumulative percentage of contracted UDA delivered 2017 & 2018



Month	Adjusted Scheduled Activity (UDA)	
	2017	2018
April	215	194
May	227	883
June	543	1,332
July	1,625	2,026
August	2,298	2,710
September	2,594	2,909
October	3,009	
November	3,560	
December	4,255	
January	4,782	
February	5,511	
March	6,561	
April	7,016	
May	7,001	
June	7,001	

QUALITY

	Quantity	Base Number	Contract	AT	Region	England
% of FP17s for the same patient ID Re-attending within 3 months - Children	22	387	5.7%	10.1%	11.4%	11.9%
% of FP17s for the same patient ID Re-attending within 3 months - Adults	206	1,141	18.1%	14.7%	15.7%	15.9%
% of FP17s for the same patient ID Re-attending between 3 & 9 months - Children	142	387	36.7%	60.5%	60.6%	58.1%
% of FP17s for the same patient ID Re-attending between 3 & 9 months - Adults	414	1,141	36.3%	52.1%	52.0%	50.6%
% of FP17s for Band 1 Urgent Courses	112	1,382	8.1%	9.9%	9.6%	9.1%
% of FP17s Relating to Free Repair or Replacements	45	1,382	3.3%	0.6%	0.7%	0.8%
% of FP17s Relating to Continuations	3	1,382	0.2%	1.1%	1.0%	1.1%
% of Patients satisfied with the dentistry they have received	3	4	N/A	92.2%	91.6%	91.4%
% of Patients satisfied with the time they had to wait for an appointment	3	4	N/A	87.8%	87.9%	87.7%

* This is based on patients treated on this contract for their most recent course of treatment. Figures in italics indicate the base number of FP17s or Patient Questionnaire responses are less than 100. N/A is shown where the base number of responses is less than 10 during the period. % is calculated as Quantity/Base number*100

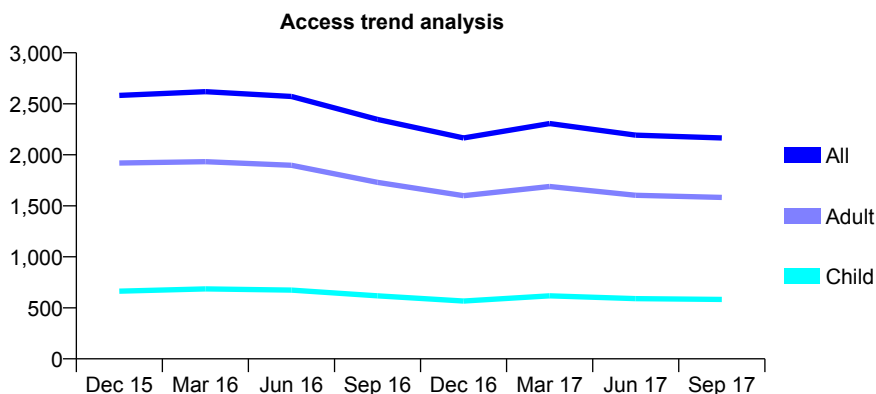
Q70 - Vital Signs At a Glance Contract Report for 192317/0002 - September 2017

Name or company name	Smile Care Dorset Limited
Contract type name	GDS Contract
Purpose of contract	General
Contract start date	01/01/2013
Contract end date	

17/18 Contracted general activity (UDA)	7,000
Carry forward general activity (UDA)	0
17/18 Contracted orthodontic activity (UOA)	0
Carry forward orthodontic activity (UOA)	0
Baseline contract value	£152,737.25

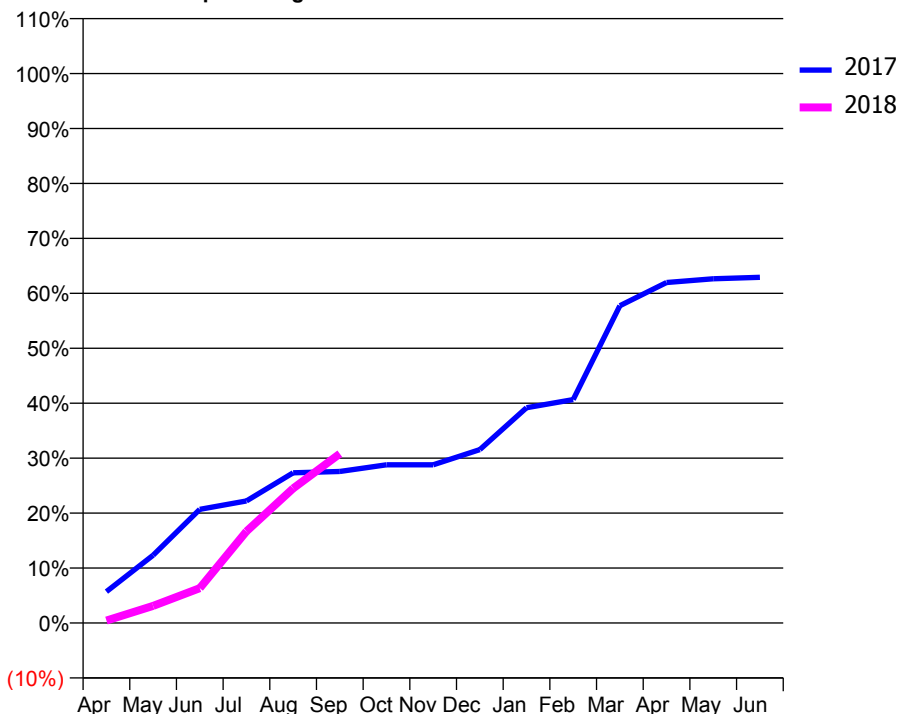
ACCESS*

Patients seen in 24 months	Total	Change since previous quarter
Quarter ending September 2016	2,347	
Quarter ending December 2016	2,166	↓
Quarter ending March 2017	2,306	↑
Quarter ending June 2017	2,193	↓
Quarter ending September 2017	2,165	↓
Variance since September 2016	(7.8%)	↓



ACTIVITY

Cumulative percentage of contracted UDA delivered 2017 & 2018



Month	Adjusted Scheduled Activity (UDA)	
	2017	2018
April	400	31
May	864	218
June	1,449	445
July	1,555	1,168
August	1,914	1,715
September	1,931	2,156
October	2,016	
November	2,016	
December	2,209	
January	2,743	
February	2,846	
March	4,042	
April	4,338	
May	4,386	
June	4,404	

QUALITY

	Quantity	Base Number	Contract	AT	Region	England
% of FP17s for the same patient ID Re-attending within 3 months - Children	8	313	2.6%	10.1%	11.4%	11.9%
% of FP17s for the same patient ID Re-attending within 3 months - Adults	102	837	12.2%	14.7%	15.7%	15.9%
% of FP17s for the same patient ID Re-attending between 3 & 9 months - Children	130	313	41.5%	60.5%	60.6%	58.1%
% of FP17s for the same patient ID Re-attending between 3 & 9 months - Adults	328	837	39.2%	52.1%	52.0%	50.6%
% of FP17s for Band 1 Urgent Courses	65	1,002	6.5%	9.9%	9.6%	9.1%
% of FP17s Relating to Free Repair or Replacements	13	1,002	1.3%	0.6%	0.7%	0.8%
% of FP17s Relating to Continuations	3	1,002	0.3%	1.1%	1.0%	1.1%
% of Patients satisfied with the dentistry they have received	1	1	N/A	92.2%	91.6%	91.4%
% of Patients satisfied with the time they had to wait for an appointment	0	1	N/A	87.8%	87.9%	87.7%

* This is based on patients treated on this contract for their most recent course of treatment. Figures in italics indicate the base number of FP17s or Patient Questionnaire responses are less than 100. N/A is shown where the base number of responses is less than 10 during the period. % is calculated as Quantity/Base number*100

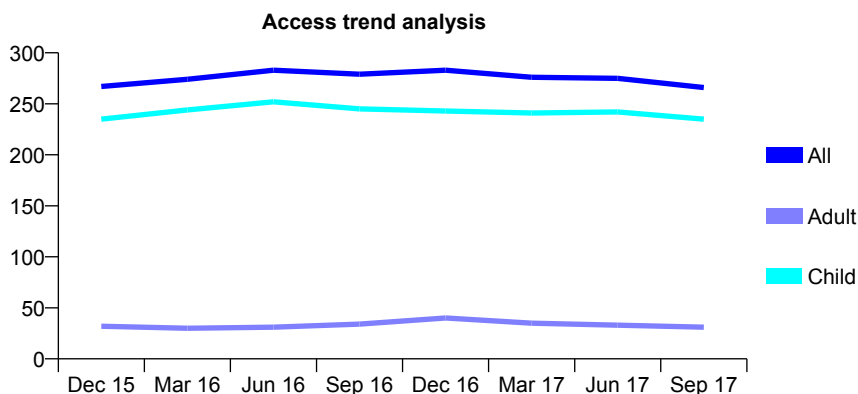
Q70 - Vital Signs At a Glance Contract Report for 194085/0001 - September 2017

Name or company name	PEZO LTD
Contract type name	GDS Contract
Purpose of contract	General
Contract start date	01/02/2008
Contract end date	

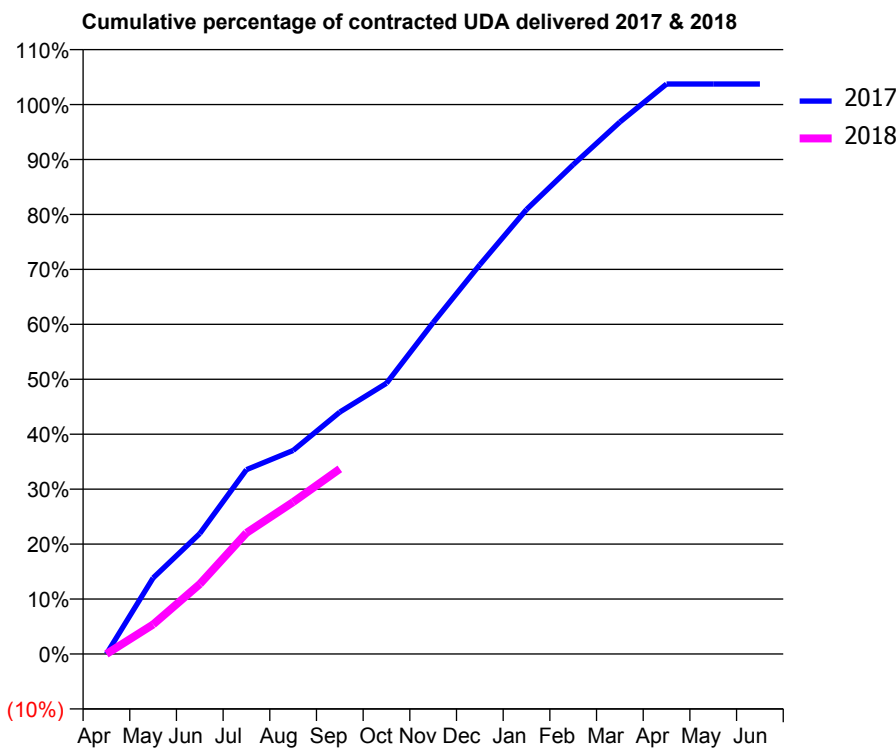
17/18 Contracted general activity (UDA)	520
Carry forward general activity (UDA)	0
17/18 Contracted orthodontic activity (UOA)	0
Carry forward orthodontic activity (UOA)	0
Baseline contract value	£12,669.48

ACCESS*

Patients seen in 24 months	Total	Change since previous quarter
Quarter ending September 2016	279	
Quarter ending December 2016	283	→
Quarter ending March 2017	276	↓
Quarter ending June 2017	275	→
Quarter ending September 2017	266	↓
Variance since September 2016	(4.7%)	↓



ACTIVITY



Month	Adjusted Scheduled Activity (UDA)	
	2017	2018
April	0	0
May	72	28
June	114	66
July	174	115
August	193	144
September	229	175
October	256	
November	314	
December	368	
January	421	
February	463	
March	503	
April	539	
May	539	
June	539	

QUALITY

	Quantity	Base Number	Contract	AT	Region	England
% of FP17s for the same patient ID Re-attending within 3 months - Children	10	180	5.6%	10.1%	11.4%	11.9%
% of FP17s for the same patient ID Re-attending within 3 months - Adults	0	3	0.0%	14.7%	15.7%	15.9%
% of FP17s for the same patient ID Re-attending between 3 & 9 months - Children	113	180	62.8%	60.5%	60.6%	58.1%
% of FP17s for the same patient ID Re-attending between 3 & 9 months - Adults	2	3	66.7%	52.1%	52.0%	50.6%
% of FP17s for Band 1 Urgent Courses	6	155	3.9%	9.9%	9.6%	9.1%
% of FP17s Relating to Free Repair or Replacements	0	155	0.0%	0.6%	0.7%	0.8%
% of FP17s Relating to Continuations	1	155	0.6%	1.1%	1.0%	1.1%
% of Patients satisfied with the dentistry they have received	0	0	N/A	92.2%	91.6%	91.4%
% of Patients satisfied with the time they had to wait for an appointment	0	0	N/A	87.8%	87.9%	87.7%

* This is based on patients treated on this contract for their most recent course of treatment. Figures in italics indicate the base number of FP17s or Patient Questionnaire responses are less than 100. N/A is shown where the base number of responses is less than 10 during the period. % is calculated as Quantity/Base number*100

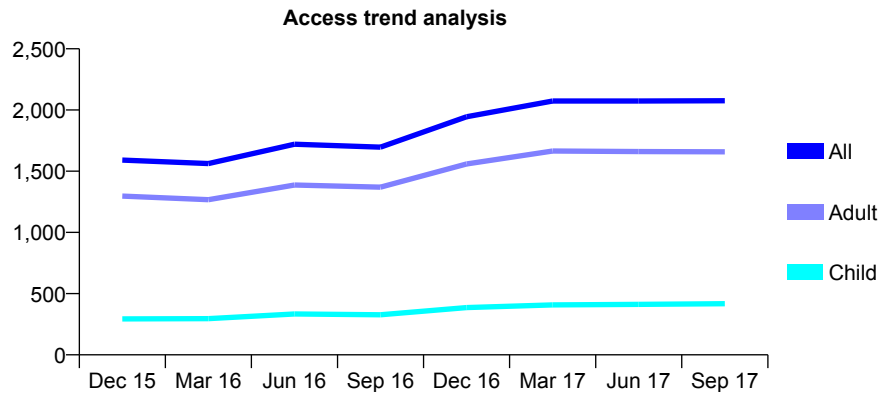
Q70 - Vital Signs At a Glance Contract Report for 194158/0001 - September 2017

Name or company name	Mrs DS Banuri
Contract type name	GDS Contract
Purpose of contract	General
Contract start date	01/04/2011
Contract end date	

17/18 Contracted general activity (UDA)	7,000
Carry forward general activity (UDA)	320
17/18 Contracted orthodontic activity (UOA)	0
Carry forward orthodontic activity (UOA)	0
Baseline contract value	£144,485.99

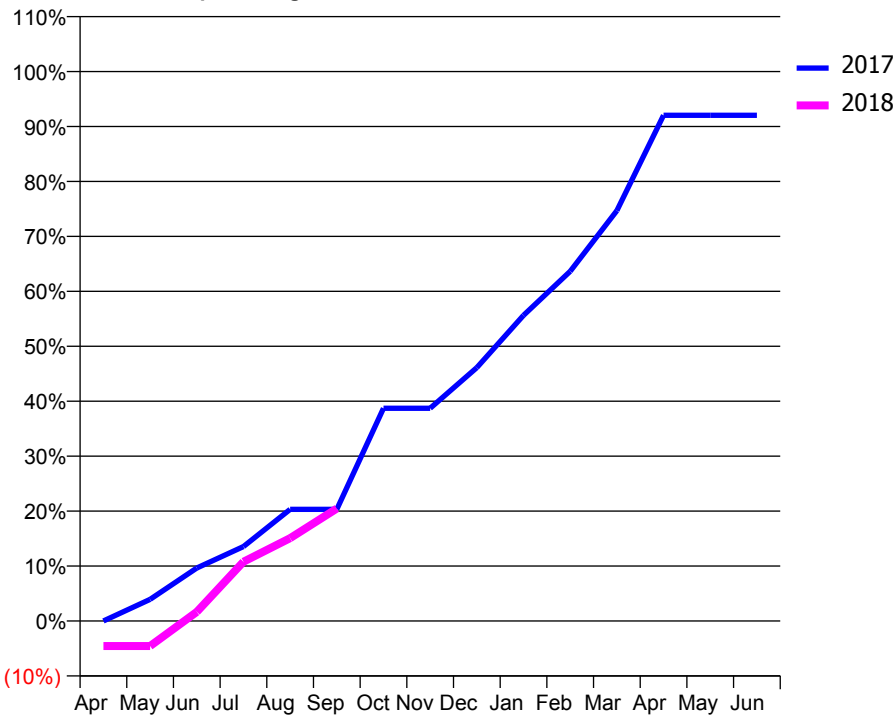
ACCESS*

Patients seen in 24 months	Total	Change since previous quarter
Quarter ending September 2016	1,697	
Quarter ending December 2016	1,945	↑
Quarter ending March 2017	2,073	↑
Quarter ending June 2017	2,073	→
Quarter ending September 2017	2,076	→
Variance since September 2016	22.3%	↑



ACTIVITY

Cumulative percentage of contracted UDA delivered 2017 & 2018



Month	Adjusted Scheduled Activity (UDA)	
	2017	2018
April	0	-320
May	316	-320
June	771	117
July	1,084	755
August	1,627	1,055
September	1,627	1,432
October	3,097	
November	3,097	
December	3,690	
January	4,451	
February	5,091	
March	5,974	
April	7,363	
May	7,363	
June	7,363	

QUALITY

	Quantity	Base Number	Contract	AT	Region	England
% of FP17s for the same patient ID Re-attending within 3 months - Children	16	320	5.0%	10.1%	11.4%	11.9%
% of FP17s for the same patient ID Re-attending within 3 months - Adults	144	1,209	11.9%	14.7%	15.7%	15.9%
% of FP17s for the same patient ID Re-attending between 3 & 9 months - Children	194	320	60.6%	60.5%	60.6%	58.1%
% of FP17s for the same patient ID Re-attending between 3 & 9 months - Adults	657	1,209	54.3%	52.1%	52.0%	50.6%
% of FP17s for Band 1 Urgent Courses	39	920	4.2%	9.9%	9.6%	9.1%
% of FP17s Relating to Free Repair or Replacements	0	920	0.0%	0.6%	0.7%	0.8%
% of FP17s Relating to Continuations	27	920	2.9%	1.1%	1.0%	1.1%
% of Patients satisfied with the dentistry they have received	2	2	N/A	92.2%	91.6%	91.4%
% of Patients satisfied with the time they had to wait for an appointment	2	2	N/A	87.8%	87.9%	87.7%

* This is based on patients treated on this contract for their most recent course of treatment. Figures in italics indicate the base number of FP17s or Patient Questionnaire responses are less than 100. N/A is shown where the base number of responses is less than 10 during the period. % is calculated as Quantity/Base number*100

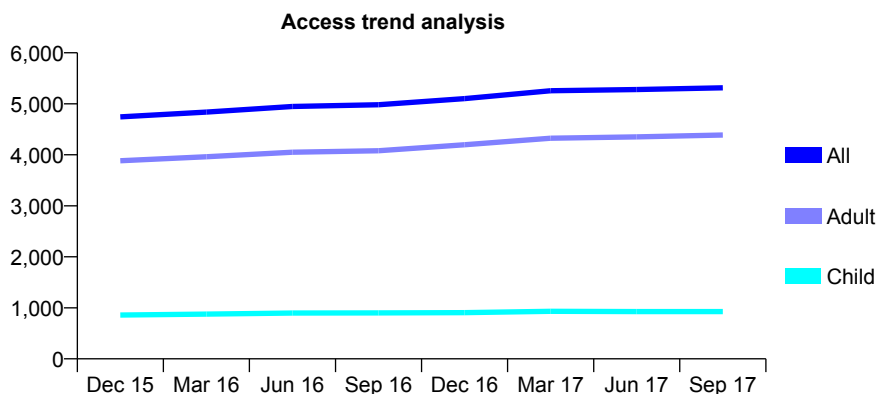
Q70 - Vital Signs At a Glance Contract Report for 194808/0001 - September 2017

Name or company name	Paul Bester and Forbes Watson Limited Lia
Contract type name	GDS Contract
Purpose of contract	General
Contract start date	01/07/2013
Contract end date	

17/18 Contracted general activity (UDA)	19,000
Carry forward general activity (UDA)	0
17/18 Contracted orthodontic activity (UOA)	0
Carry forward orthodontic activity (UOA)	0
Baseline contract value	£490,781.75

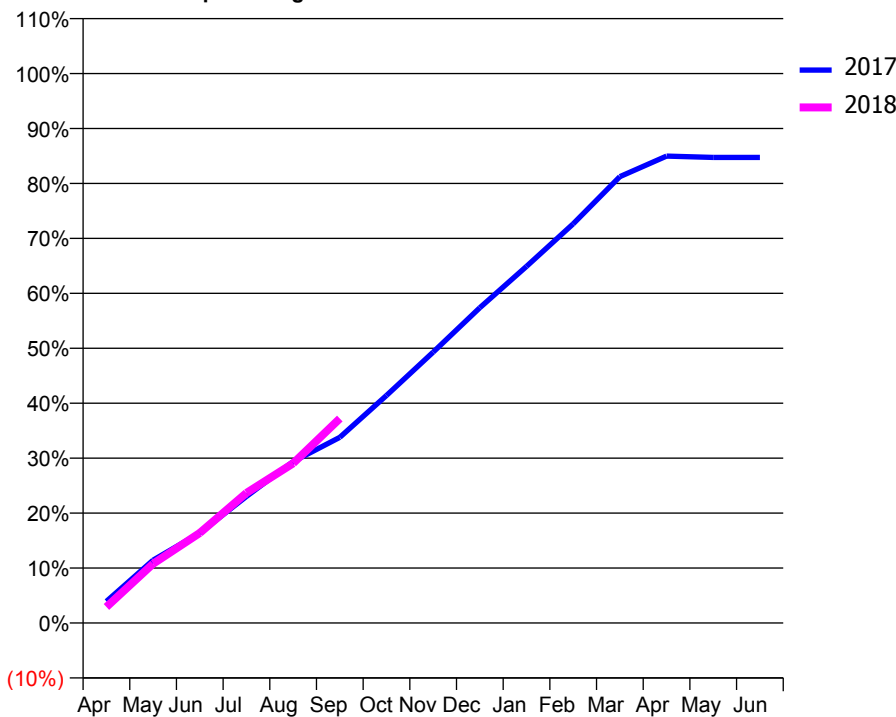
ACCESS*

Patients seen in 24 months	Total	Change since previous quarter
Quarter ending September 2016	4,981	
Quarter ending December 2016	5,103	↑
Quarter ending March 2017	5,257	↑
Quarter ending June 2017	5,279	→
Quarter ending September 2017	5,315	→
Variance since September 2016	6.7%	↑



ACTIVITY

Cumulative percentage of contracted UDA delivered 2017 & 2018



Month	Adjusted Scheduled Activity (UDA)	
	2017	2018
April	751	554
May	2,173	2,047
June	3,114	3,116
July	4,379	4,497
August	5,582	5,522
September	6,422	7,071
October	7,867	
November	9,365	
December	10,902	
January	12,333	
February	13,802	
March	15,434	
April	16,142	
May	16,098	
June	16,098	

QUALITY

	Quantity	Base Number	Contract	AT	Region	England
% of FP17s for the same patient ID Re-attending within 3 months - Children	97	793	12.2%	10.1%	11.4%	11.9%
% of FP17s for the same patient ID Re-attending within 3 months - Adults	464	3,176	14.6%	14.7%	15.7%	15.9%
% of FP17s for the same patient ID Re-attending between 3 & 9 months - Children	475	793	59.9%	60.5%	60.6%	58.1%
% of FP17s for the same patient ID Re-attending between 3 & 9 months - Adults	1,887	3,176	59.4%	52.1%	52.0%	50.6%
% of FP17s for Band 1 Urgent Courses	187	3,651	5.1%	9.9%	9.6%	9.1%
% of FP17s Relating to Free Repair or Replacements	39	3,651	1.1%	0.6%	0.7%	0.8%
% of FP17s Relating to Continuations	27	3,651	0.7%	1.1%	1.0%	1.1%
% of Patients satisfied with the dentistry they have received	11	13	84.6%	92.2%	91.6%	91.4%
% of Patients satisfied with the time they had to wait for an appointment	11	13	84.6%	87.8%	87.9%	87.7%

* This is based on patients treated on this contract for their most recent course of treatment. Figures in italics indicate the base number of FP17s or Patient Questionnaire responses are less than 100. N/A is shown where the base number of responses is less than 10 during the period. % is calculated as Quantity/Base number*100

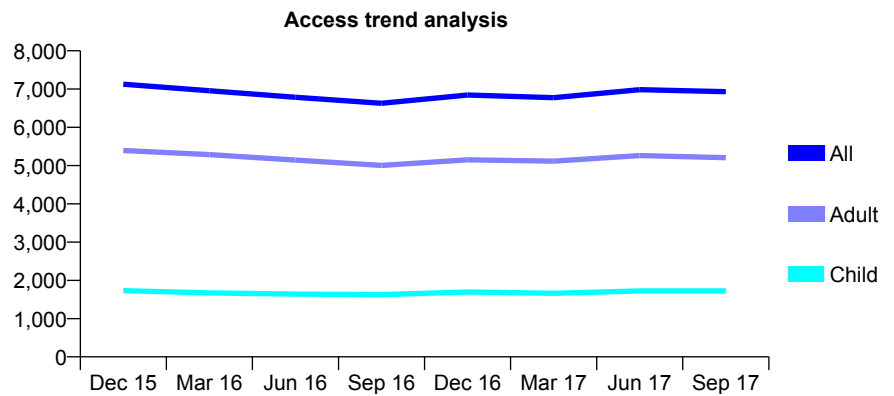
Q70 - Vital Signs At a Glance Contract Report for 195871/0001 - September 2017

Name or company name	Dental Group Ltd
Contract type name	GDS Contract
Purpose of contract	General
Contract start date	01/04/2012
Contract end date	

17/18 Contracted general activity (UDA)	19,090
Carry forward general activity (UDA)	287
17/18 Contracted orthodontic activity (UOA)	0
Carry forward orthodontic activity (UOA)	0
Baseline contract value	£539,311.81

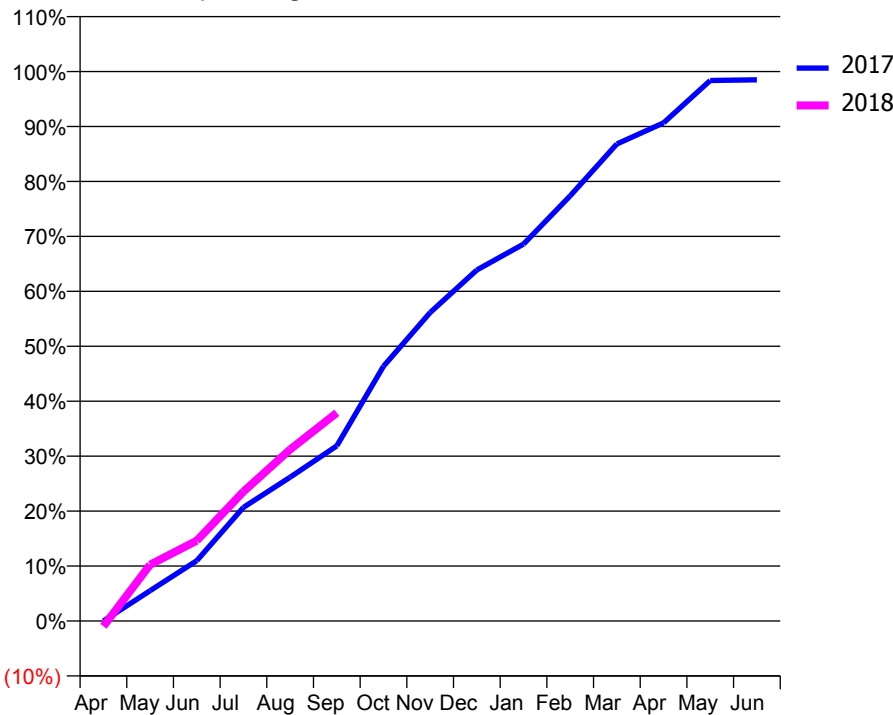
ACCESS*

Patients seen in 24 months	Total	Change since previous quarter
Quarter ending September 2016	6,629	
Quarter ending December 2016	6,846	↑
Quarter ending March 2017	6,774	↓
Quarter ending June 2017	6,985	↑
Quarter ending September 2017	6,932	→
Variance since September 2016	4.6%	↑



ACTIVITY

Cumulative percentage of contracted UDA delivered 2017 & 2018



Month	Adjusted Scheduled Activity (UDA)	
	2017	2018
April	-2	-190
May	1,054	1,956
June	2,094	2,790
July	3,951	4,497
August	4,996	5,961
September	6,083	7,235
October	8,849	
November	10,718	
December	12,196	
January	13,092	
February	14,769	
March	16,574	
April	17,307	
May	18,778	
June	18,802	

QUALITY

	Quantity	Base Number	Contract	AT	Region	England
% of FP17s for the same patient ID Re-attending within 3 months - Children	85	1,352	6.3%	10.1%	11.4%	11.9%
% of FP17s for the same patient ID Re-attending within 3 months - Adults	574	3,707	15.5%	14.7%	15.7%	15.9%
% of FP17s for the same patient ID Re-attending between 3 & 9 months - Children	722	1,352	53.4%	60.5%	60.6%	58.1%
% of FP17s for the same patient ID Re-attending between 3 & 9 months - Adults	1,744	3,707	47.0%	52.1%	52.0%	50.6%
% of FP17s for Band 1 Urgent Courses	351	3,725	9.4%	9.9%	9.6%	9.1%
% of FP17s Relating to Free Repair or Replacements	14	3,725	0.4%	0.6%	0.7%	0.8%
% of FP17s Relating to Continuations	77	3,725	2.1%	1.1%	1.0%	1.1%
% of Patients satisfied with the dentistry they have received	10	11	90.9%	92.2%	91.6%	91.4%
% of Patients satisfied with the time they had to wait for an appointment	9	11	81.8%	87.8%	87.9%	87.7%

* This is based on patients treated on this contract for their most recent course of treatment. Figures in italics indicate the base number of FP17s or Patient Questionnaire responses are less than 100. N/A is shown where the base number of responses is less than 10 during the period. % is calculated as Quantity/Base number*100

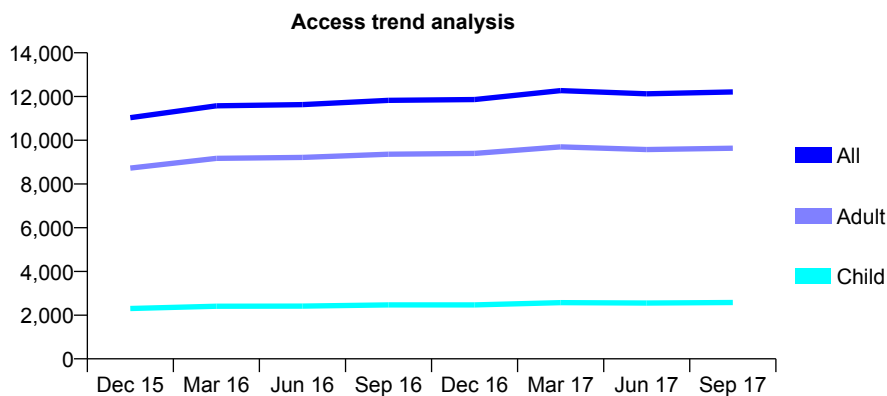
Q70 - Vital Signs At a Glance Contract Report for 195901/0001 - September 2017

Name or company name	Dr Anushika Brogan
Contract type name	GDS Contract
Purpose of contract	General
Contract start date	08/09/2007
Contract end date	

17/18 Contracted general activity (UDA)	29,887
Carry forward general activity (UDA)	939
17/18 Contracted orthodontic activity (UOA)	0
Carry forward orthodontic activity (UOA)	0
Baseline contract value	£787,716.71

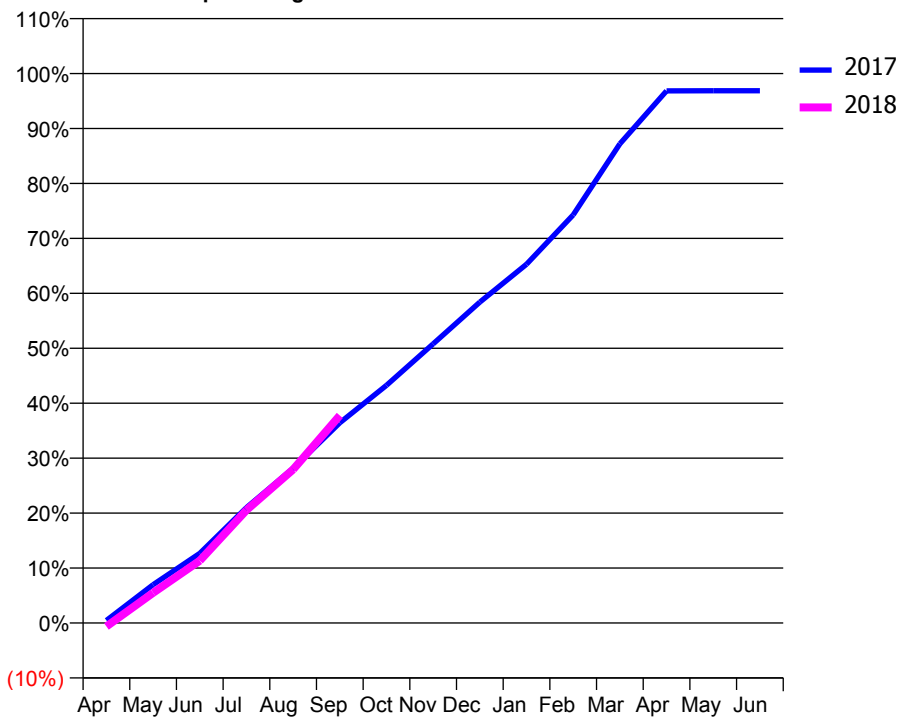
ACCESS*

Patients seen in 24 months	Total	Change since previous quarter
Quarter ending September 2016	11,828	
Quarter ending December 2016	11,864	→
Quarter ending March 2017	12,272	↑
Quarter ending June 2017	12,125	↓
Quarter ending September 2017	12,212	→
Variance since September 2016	3.2%	↑



ACTIVITY

Cumulative percentage of contracted UDA delivered 2017 & 2018



Month	Adjusted Scheduled Activity (UDA)	
	2017	2018
April	142	-189
May	2,088	1,642
June	3,792	3,390
July	6,281	6,138
August	8,420	8,348
September	10,892	11,292
October	12,930	
November	15,181	
December	17,455	
January	19,511	
February	22,199	
March	26,065	
April	28,942	
May	28,948	
June	28,947	

QUALITY

	Quantity	Base Number	Contract	AT	Region	England
% of FP17s for the same patient ID Re-attending within 3 months - Children	101	2,007	5.0%	10.1%	11.4%	11.9%
% of FP17s for the same patient ID Re-attending within 3 months - Adults	753	6,275	12.0%	14.7%	15.7%	15.9%
% of FP17s for the same patient ID Re-attending between 3 & 9 months - Children	1,210	2,007	60.3%	60.5%	60.6%	58.1%
% of FP17s for the same patient ID Re-attending between 3 & 9 months - Adults	2,878	6,275	45.9%	52.1%	52.0%	50.6%
% of FP17s for Band 1 Urgent Courses	803	7,035	11.4%	9.9%	9.6%	9.1%
% of FP17s Relating to Free Repair or Replacements	32	7,035	0.5%	0.6%	0.7%	0.8%
% of FP17s Relating to Continuations	19	7,035	0.3%	1.1%	1.0%	1.1%
% of Patients satisfied with the dentistry they have received	16	16	100.0%	92.2%	91.6%	91.4%
% of Patients satisfied with the time they had to wait for an appointment	12	16	75.0%	87.8%	87.9%	87.7%

* This is based on patients treated on this contract for their most recent course of treatment. Figures in italics indicate the base number of FP17s or Patient Questionnaire responses are less than 100. N/A is shown where the base number of responses is less than 10 during the period. % is calculated as Quantity/Base number*100

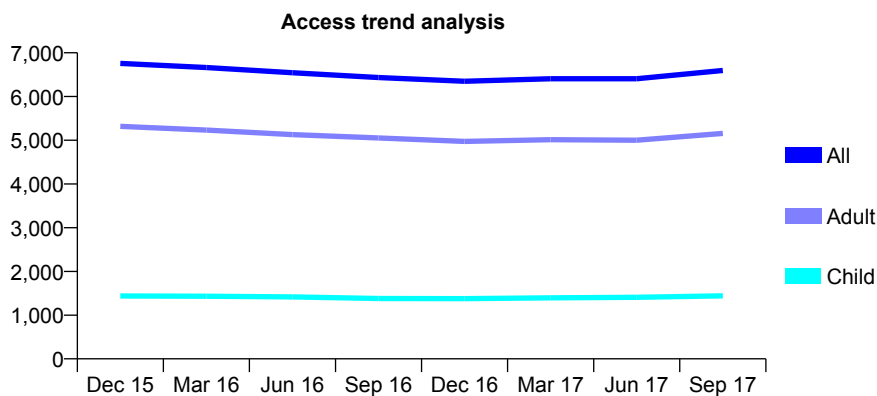
Q70 - Vital Signs At a Glance Contract Report for 196398/0001 - September 2017

Name or company name	Mazdak Eyrumlu & Azad Eyrumlu
Contract type name	GDS Contract
Purpose of contract	General
Contract start date	01/12/2010
Contract end date	

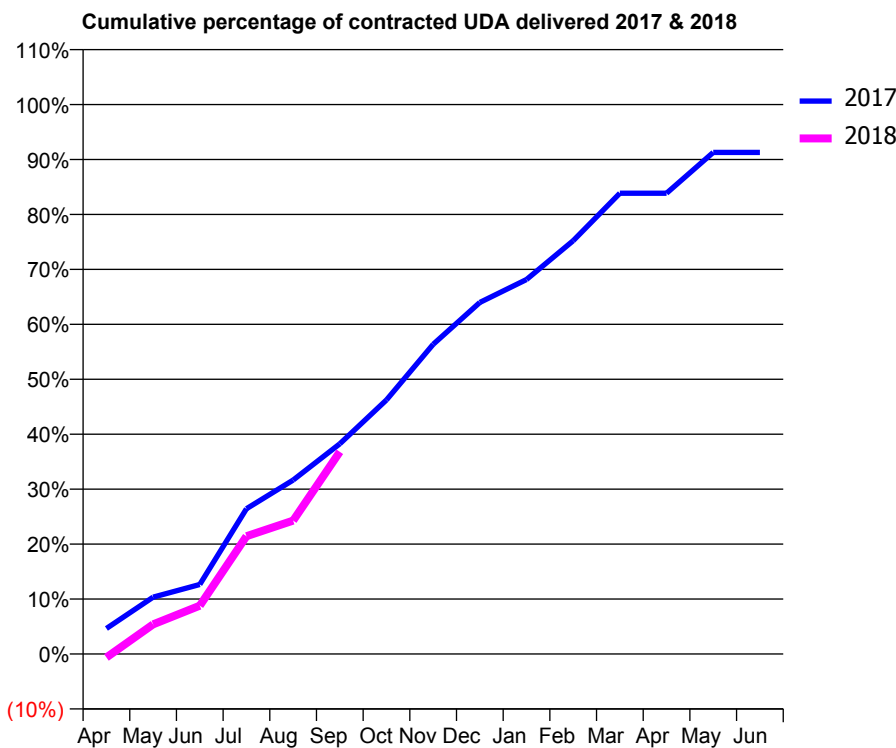
17/18 Contracted general activity (UDA)	21,600
Carry forward general activity (UDA)	141
17/18 Contracted orthodontic activity (UOA)	0
Carry forward orthodontic activity (UOA)	0
Baseline contract value	£645,801.94

ACCESS*

Patients seen in 24 months	Total	Change since previous quarter
Quarter ending September 2016	6,435	
Quarter ending December 2016	6,348	↓
Quarter ending March 2017	6,407	→
Quarter ending June 2017	6,407	→
Quarter ending September 2017	6,597	↑
Variance since September 2016	2.5%	↑



ACTIVITY



Month	Adjusted Scheduled Activity (UDA)	
	2017	2018
April	1,002	-141
May	2,235	1,166
June	2,733	1,902
July	5,713	4,631
August	6,836	5,243
September	8,262	7,949
October	9,987	
November	12,176	
December	13,821	
January	14,721	
February	16,245	
March	18,115	
April	18,115	
May	19,719	
June	19,719	

QUALITY

	Quantity	Base Number	Contract	AT	Region	England
% of FP17s for the same patient ID Re-attending within 3 months - Children	64	1,046	6.1%	10.1%	11.4%	11.9%
% of FP17s for the same patient ID Re-attending within 3 months - Adults	723	3,896	18.6%	14.7%	15.7%	15.9%
% of FP17s for the same patient ID Re-attending between 3 & 9 months - Children	644	1,046	61.6%	60.5%	60.6%	58.1%
% of FP17s for the same patient ID Re-attending between 3 & 9 months - Adults	2,057	3,896	52.8%	52.1%	52.0%	50.6%
% of FP17s for Band 1 Urgent Courses	544	4,366	12.5%	9.9%	9.6%	9.1%
% of FP17s Relating to Free Repair or Replacements	51	4,366	1.2%	0.6%	0.7%	0.8%
% of FP17s Relating to Continuations	196	4,366	4.5%	1.1%	1.0%	1.1%
% of Patients satisfied with the dentistry they have received	9	11	81.8%	92.2%	91.6%	91.4%
% of Patients satisfied with the time they had to wait for an appointment	8	11	72.7%	87.8%	87.9%	87.7%

* This is based on patients treated on this contract for their most recent course of treatment. Figures in italics indicate the base number of FP17s or Patient Questionnaire responses are less than 100. N/A is shown where the base number of responses is less than 10 during the period. % is calculated as Quantity/Base number*100

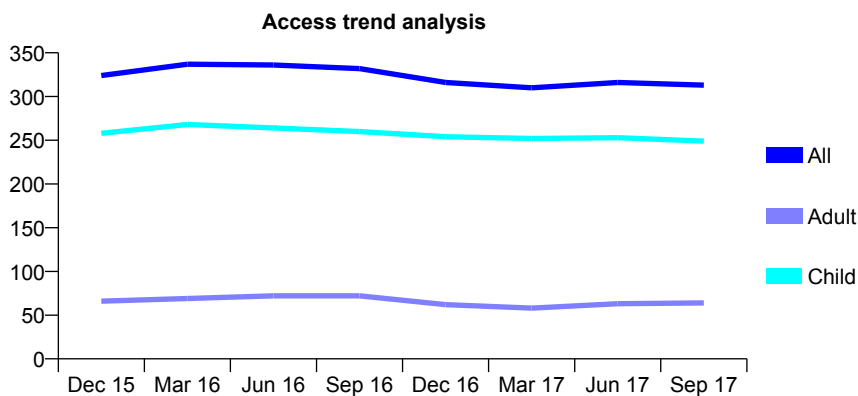
Q70 - Vital Signs At a Glance Contract Report for 197556/0001 - September 2017

Name or company name	M Sehat
Contract type name	GDS Contract
Purpose of contract	General
Contract start date	15/09/2010
Contract end date	

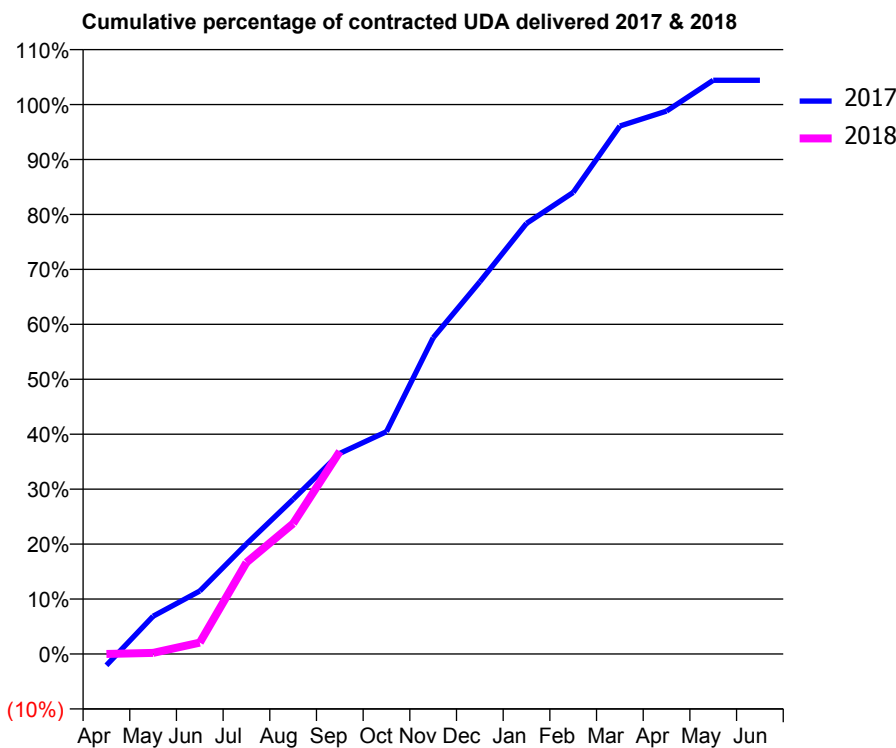
17/18 Contracted general activity (UDA)	480
Carry forward general activity (UDA)	0
17/18 Contracted orthodontic activity (UOA)	0
Carry forward orthodontic activity (UOA)	0
Baseline contract value	£12,297.91

ACCESS*

Patients seen in 24 months	Total	Change since previous quarter
Quarter ending September 2016	332	
Quarter ending December 2016	316	↓
Quarter ending March 2017	310	↓
Quarter ending June 2017	316	→
Quarter ending September 2017	313	→
Variance since September 2016	(5.7%)	↓



ACTIVITY



Adjusted Scheduled Activity (UDA)		
Month	2017	2018
April	-10	0
May	33	1
June	55	10
July	96	80
August	135	114
September	175	177
October	194	
November	276	
December	325	
January	376	
February	403	
March	461	
April	474	
May	501	
June	501	

QUALITY

	Quantity	Base Number	Contract	AT	Region	England
% of FP17s for the same patient ID Re-attending within 3 months - Children	6	149	4.0%	10.1%	11.4%	11.9%
% of FP17s for the same patient ID Re-attending within 3 months - Adults	1	21	4.8%	14.7%	15.7%	15.9%
% of FP17s for the same patient ID Re-attending between 3 & 9 months - Children	78	149	52.3%	60.5%	60.6%	58.1%
% of FP17s for the same patient ID Re-attending between 3 & 9 months - Adults	10	21	47.6%	52.1%	52.0%	50.6%
% of FP17s for Band 1 Urgent Courses	0	138	0.0%	9.9%	9.6%	9.1%
% of FP17s Relating to Free Repair or Replacements	0	138	0.0%	0.6%	0.7%	0.8%
% of FP17s Relating to Continuations	0	138	0.0%	1.1%	1.0%	1.1%
% of Patients satisfied with the dentistry they have received	1	1	N/A	92.2%	91.6%	91.4%
% of Patients satisfied with the time they had to wait for an appointment	1	1	N/A	87.8%	87.9%	87.7%

* This is based on patients treated on this contract for their most recent course of treatment. Figures in italics indicate the base number of FP17s or Patient Questionnaire responses are less than 100. N/A is shown where the base number of responses is less than 10 during the period. % is calculated as Quantity/Base number*100

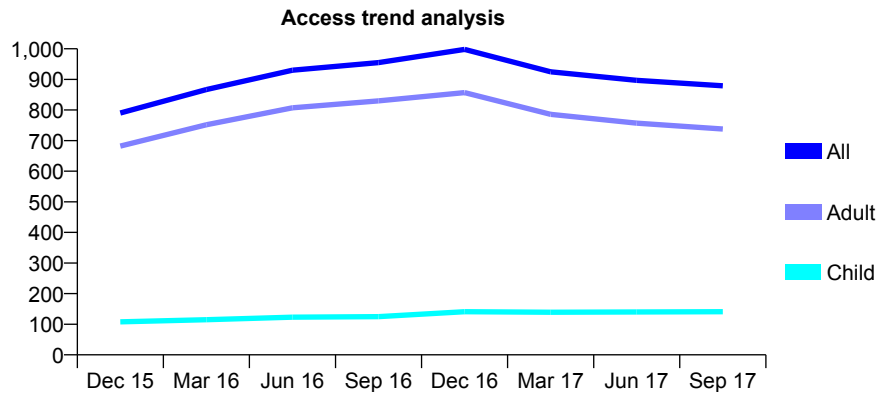
Q70 - Vital Signs At a Glance Contract Report for 198528/0001 - September 2017

Name or company name	Littlemoor Dental Surgery
Contract type name	GDS Contract
Purpose of contract	General
Contract start date	02/01/2015
Contract end date	

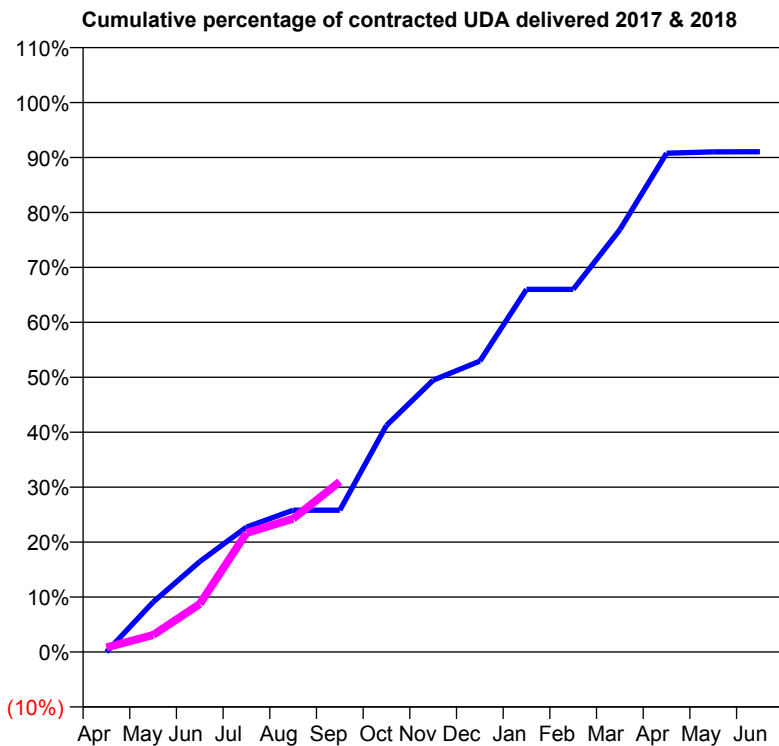
17/18 Contracted general activity (UDA)	4,717
Carry forward general activity (UDA)	0
17/18 Contracted orthodontic activity (UOA)	0
Carry forward orthodontic activity (UOA)	0
Baseline contract value	£113,785.76

ACCESS*

Patients seen in 24 months	Total	Change since previous quarter
Quarter ending September 2016	955	
Quarter ending December 2016	998	↑
Quarter ending March 2017	925	↓
Quarter ending June 2017	897	↓
Quarter ending September 2017	879	↓
Variance since September 2016	(8.0%)	↓



ACTIVITY



Month	Adjusted Scheduled Activity (UDA)	
	2017	2018
April	0	39
May	429	145
June	777	412
July	1,072	1,021
August	1,217	1,144
September	1,217	1,463
October	1,945	
November	2,333	
December	2,498	
January	3,112	
February	3,112	
March	3,625	
April	4,282	
May	4,294	
June	4,295	

QUALITY

	Quantity	Base Number	Contract	AT	Region	England
% of FP17s for the same patient ID Re-attending within 3 months - Children	11	122	9.0%	10.1%	11.4%	11.9%
% of FP17s for the same patient ID Re-attending within 3 months - Adults	123	569	21.6%	14.7%	15.7%	15.9%
% of FP17s for the same patient ID Re-attending between 3 & 9 months - Children	61	122	50.0%	60.5%	60.6%	58.1%
% of FP17s for the same patient ID Re-attending between 3 & 9 months - Adults	256	569	45.0%	52.1%	52.0%	50.6%
% of FP17s for Band 1 Urgent Courses	59	514	11.5%	9.9%	9.6%	9.1%
% of FP17s Relating to Free Repair or Replacements	15	514	2.9%	0.6%	0.7%	0.8%
% of FP17s Relating to Continuations	13	514	2.5%	1.1%	1.0%	1.1%
% of Patients satisfied with the dentistry they have received	3	3	N/A	92.2%	91.6%	91.4%
% of Patients satisfied with the time they had to wait for an appointment	3	3	N/A	87.8%	87.9%	87.7%

* This is based on patients treated on this contract for their most recent course of treatment. Figures in italics indicate the base number of FP17s or Patient Questionnaire responses are less than 100. N/A is shown where the base number of responses is less than 10 during the period. % is calculated as Quantity/Base number*100

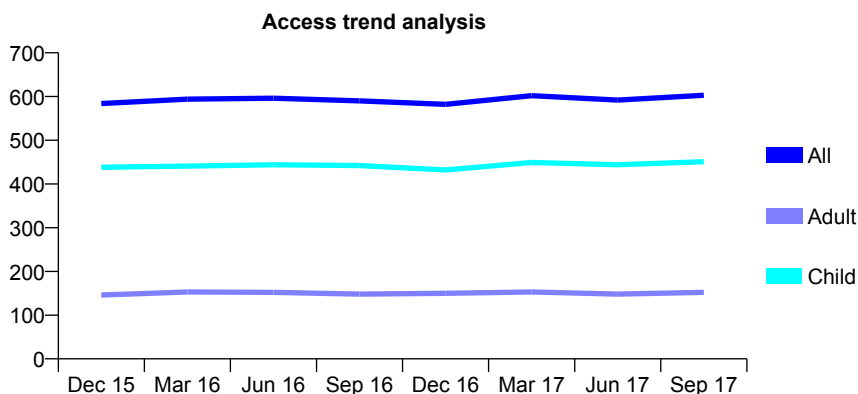
Q70 - Vital Signs At a Glance Contract Report for 198714/0001 - September 2017

Name or company name	Dr Uzma Rashid Ahmed
Contract type name	GDS Contract
Purpose of contract	General
Contract start date	01/05/2014
Contract end date	

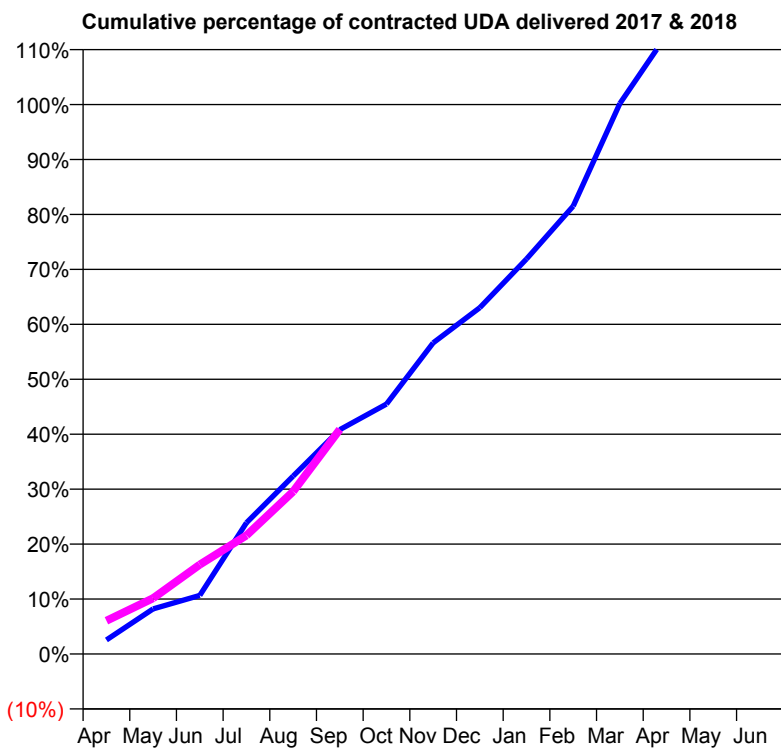
17/18 Contracted general activity (UDA)	1,462
Carry forward general activity (UDA)	0
17/18 Contracted orthodontic activity (UOA)	0
Carry forward orthodontic activity (UOA)	0
Baseline contract value	£37,346.65

ACCESS*

Patients seen in 24 months	Total	Change since previous quarter
Quarter ending September 2016	590	
Quarter ending December 2016	582	↓
Quarter ending March 2017	602	↑
Quarter ending June 2017	592	↓
Quarter ending September 2017	603	→
Variance since September 2016	2.2%	↑



ACTIVITY



Adjusted Scheduled Activity (UDA)		
Month	2017	2018
April	37	89
May	120	148
June	156	238
July	349	316
August	473	432
September	597	598
October	665	
November	828	
December	922	
January	1,051	
February	1,192	
March	1,465	
April	1,647	
May	1,653	
June	1,653	

QUALITY

	Quantity	Base Number	Contract	AT	Region	England
% of FP17s for the same patient ID Re-attending within 3 months - Children	28	402	7.0%	10.1%	11.4%	11.9%
% of FP17s for the same patient ID Re-attending within 3 months - Adults	12	85	14.1%	14.7%	15.7%	15.9%
% of FP17s for the same patient ID Re-attending between 3 & 9 months - Children	280	402	69.7%	60.5%	60.6%	58.1%
% of FP17s for the same patient ID Re-attending between 3 & 9 months - Adults	53	85	62.4%	52.1%	52.0%	50.6%
% of FP17s for Band 1 Urgent Courses	18	397	4.5%	9.9%	9.6%	9.1%
% of FP17s Relating to Free Repair or Replacements	0	397	0.0%	0.6%	0.7%	0.8%
% of FP17s Relating to Continuations	4	397	1.0%	1.1%	1.0%	1.1%
% of Patients satisfied with the dentistry they have received	0	0	N/A	92.2%	91.6%	91.4%
% of Patients satisfied with the time they had to wait for an appointment	0	0	N/A	87.8%	87.9%	87.7%

* This is based on patients treated on this contract for their most recent course of treatment. Figures in italics indicate the base number of FP17s or Patient Questionnaire responses are less than 100. N/A is shown where the base number of responses is less than 10 during the period. % is calculated as Quantity/Base number*100

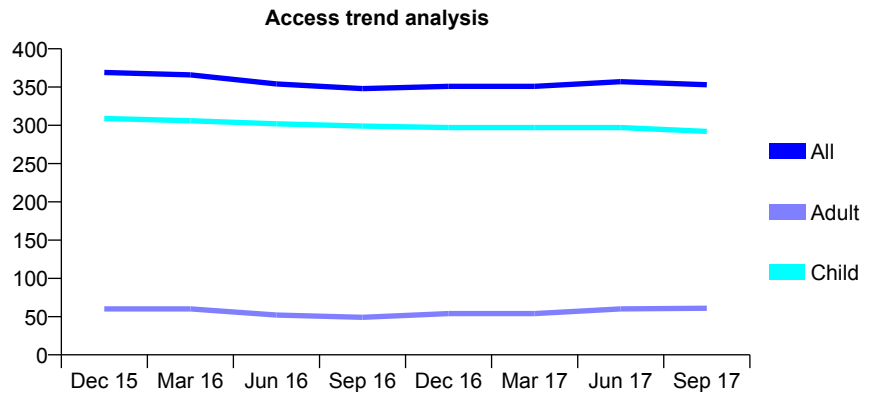
Q70 - Vital Signs At a Glance Contract Report for 198870/0001 - September 2017

Name or company name	Brown Henning Partnership
Contract type name	GDS Contract
Purpose of contract	General
Contract start date	01/01/2014
Contract end date	

17/18 Contracted general activity (UDA)	800
Carry forward general activity (UDA)	0
17/18 Contracted orthodontic activity (UOA)	0
Carry forward orthodontic activity (UOA)	0
Baseline contract value	£20,513.76

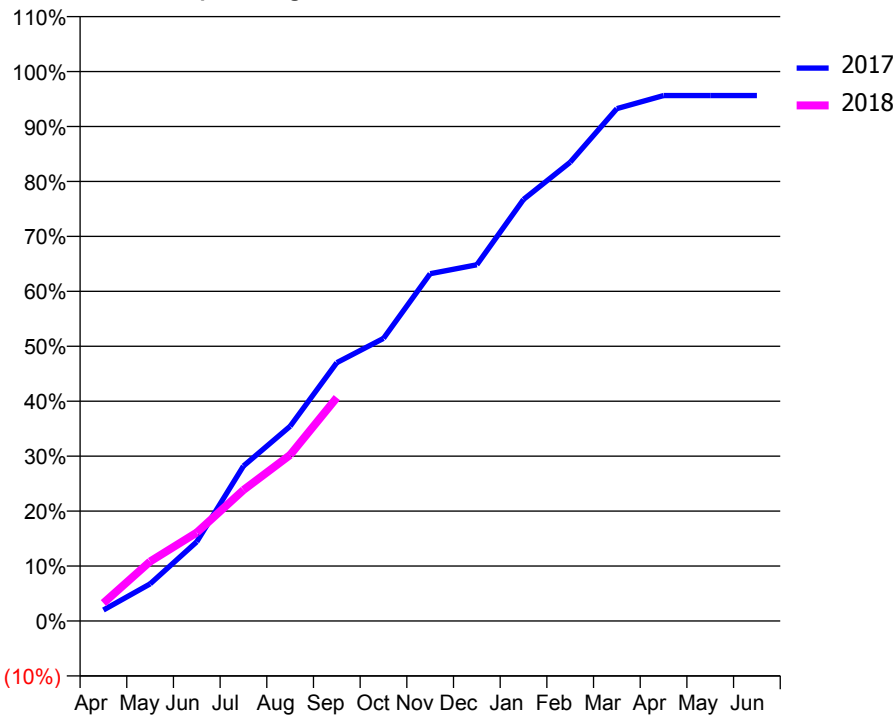
ACCESS*

Patients seen in 24 months	Total	Change since previous quarter
Quarter ending September 2016	348	
Quarter ending December 2016	351	→
Quarter ending March 2017	351	→
Quarter ending June 2017	357	→
Quarter ending September 2017	353	↓
Variance since September 2016	1.4%	→



ACTIVITY

Cumulative percentage of contracted UDA delivered 2017 & 2018



Month	Adjusted Scheduled Activity (UDA)	
	2017	2018
April	16	26
May	54	87
June	115	129
July	226	191
August	284	242
September	376	325
October	411	
November	506	
December	519	
January	614	
February	668	
March	746	
April	765	
May	765	
June	765	

QUALITY

	Quantity	Base Number	Contract	AT	Region	England
% of FP17s for the same patient ID Re-attending within 3 months - Children	12	261	4.6%	10.1%	11.4%	11.9%
% of FP17s for the same patient ID Re-attending within 3 months - Adults	0	23	0.0%	14.7%	15.7%	15.9%
% of FP17s for the same patient ID Re-attending between 3 & 9 months - Children	199	261	76.2%	60.5%	60.6%	58.1%
% of FP17s for the same patient ID Re-attending between 3 & 9 months - Adults	17	23	73.9%	52.1%	52.0%	50.6%
% of FP17s for Band 1 Urgent Courses	6	269	2.2%	9.9%	9.6%	9.1%
% of FP17s Relating to Free Repair or Replacements	0	269	0.0%	0.6%	0.7%	0.8%
% of FP17s Relating to Continuations	0	269	0.0%	1.1%	1.0%	1.1%
% of Patients satisfied with the dentistry they have received	3	3	N/A	92.2%	91.6%	91.4%
% of Patients satisfied with the time they had to wait for an appointment	3	3	N/A	87.8%	87.9%	87.7%

* This is based on patients treated on this contract for their most recent course of treatment. Figures in italics indicate the base number of FP17s or Patient Questionnaire responses are less than 100. N/A is shown where the base number of responses is less than 10 during the period. % is calculated as Quantity/Base number*100

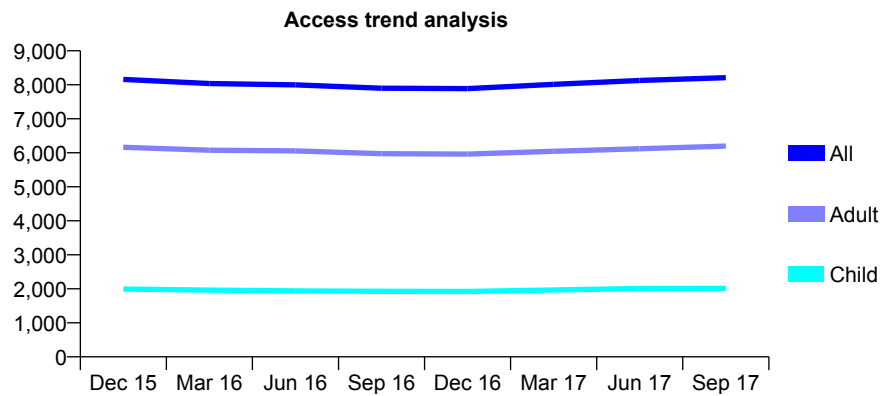
Q70 - Vital Signs At a Glance Contract Report for 199230/0001 - September 2017

Name or company name	Olivers Battery Dental Surgery
Contract type name	GDS Contract
Purpose of contract	General
Contract start date	01/04/2013
Contract end date	

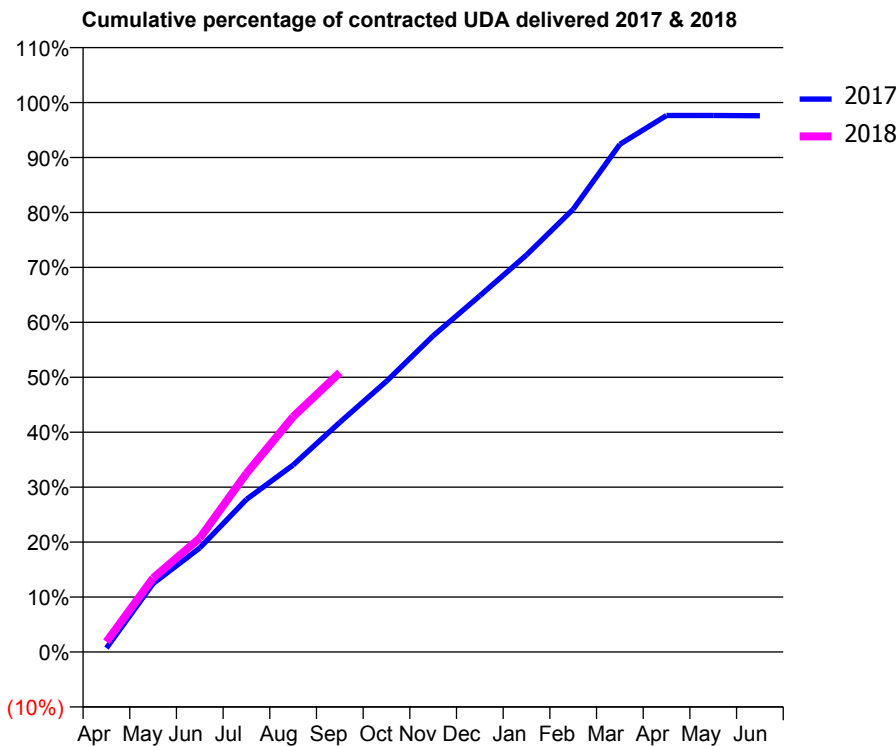
17/18 Contracted general activity (UDA)	22,752
Carry forward general activity (UDA)	547
17/18 Contracted orthodontic activity (UOA)	0
Carry forward orthodontic activity (UOA)	0
Baseline contract value	£763,193.58

ACCESS*

Patients seen in 24 months	Total	Change since previous quarter
Quarter ending September 2016	7,900	
Quarter ending December 2016	7,888	→
Quarter ending March 2017	8,013	→
Quarter ending June 2017	8,128	→
Quarter ending September 2017	8,210	→
Variance since September 2016	3.9%	↑



ACTIVITY



Month	Adjusted Scheduled Activity (UDA)	
	2017	2018
April	163	422
May	2,834	3,062
June	4,309	4,717
July	6,317	7,396
August	7,743	9,743
September	9,512	11,572
October	11,212	
November	13,091	
December	14,751	
January	16,440	
February	18,331	
March	21,021	
April	22,213	
May	22,214	
June	22,204	

QUALITY

	Quantity	Base Number	Contract	AT	Region	England
% of FP17s for the same patient ID Re-attending within 3 months - Children	101	1,759	5.7%	10.1%	11.4%	11.9%
% of FP17s for the same patient ID Re-attending within 3 months - Adults	640	4,341	14.7%	14.7%	15.7%	15.9%
% of FP17s for the same patient ID Re-attending between 3 & 9 months - Children	1,212	1,759	68.9%	60.5%	60.6%	58.1%
% of FP17s for the same patient ID Re-attending between 3 & 9 months - Adults	1,648	4,341	38.0%	52.1%	52.0%	50.6%
% of FP17s for Band 1 Urgent Courses	675	5,648	12.0%	9.9%	9.6%	9.1%
% of FP17s Relating to Free Repair or Replacements	23	5,648	0.4%	0.6%	0.7%	0.8%
% of FP17s Relating to Continuations	25	5,648	0.4%	1.1%	1.0%	1.1%
% of Patients satisfied with the dentistry they have received	10	10	100.0%	92.2%	91.6%	91.4%
% of Patients satisfied with the time they had to wait for an appointment	10	10	100.0%	87.8%	87.9%	87.7%

* This is based on patients treated on this contract for their most recent course of treatment. Figures in italics indicate the base number of FP17s or Patient Questionnaire responses are less than 100. N/A is shown where the base number of responses is less than 10 during the period. % is calculated as Quantity/Base number*100

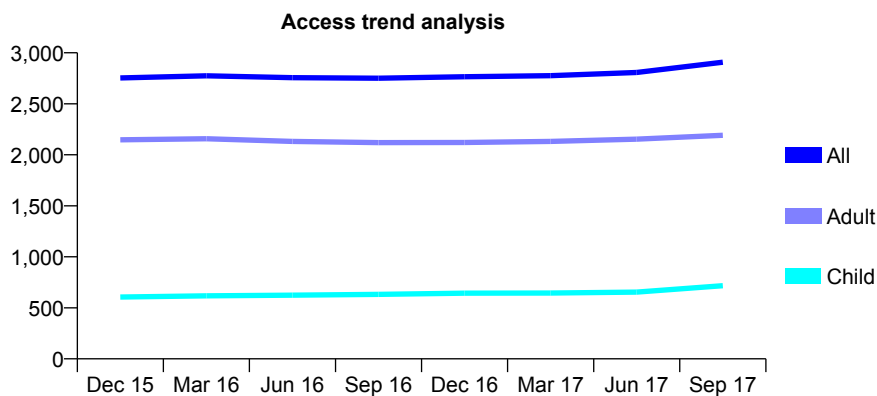
Q70 - Vital Signs At a Glance Contract Report for 199338/0001 - September 2017

Name or company name	The Partnership of Spring Road Dental
Contract type name	GDS Contract
Purpose of contract	General
Contract start date	01/07/2012
Contract end date	

17/18 Contracted general activity (UDA)	10,000
Carry forward general activity (UDA)	0
17/18 Contracted orthodontic activity (UOA)	0
Carry forward orthodontic activity (UOA)	0
Baseline contract value	£217,946.38

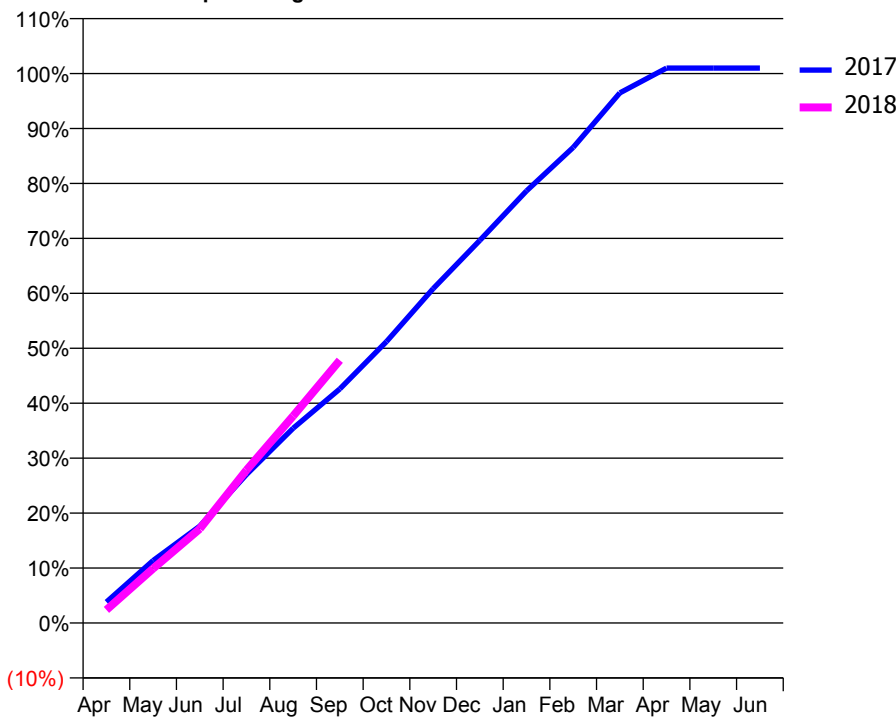
ACCESS*

Patients seen in 24 months	Total	Change since previous quarter
Quarter ending September 2016	2,751	
Quarter ending December 2016	2,765	→
Quarter ending March 2017	2,776	→
Quarter ending June 2017	2,807	→
Quarter ending September 2017	2,908	↑
Variance since September 2016	5.7%	↑



ACTIVITY

Cumulative percentage of contracted UDA delivered 2017 & 2018



Month	Adjusted Scheduled Activity (UDA)	
	2017	2018
April	383	240
May	1,136	991
June	1,762	1,715
July	2,702	2,783
August	3,545	3,769
September	4,260	4,781
October	5,121	
November	6,086	
December	6,962	
January	7,865	
February	8,654	
March	9,647	
April	10,099	
May	10,099	
June	10,099	

QUALITY

	Quantity	Base Number	Contract	AT	Region	England
% of FP17s for the same patient ID Re-attending within 3 months - Children	30	650	4.6%	10.1%	11.4%	11.9%
% of FP17s for the same patient ID Re-attending within 3 months - Adults	249	2,016	12.4%	14.7%	15.7%	15.9%
% of FP17s for the same patient ID Re-attending between 3 & 9 months - Children	471	650	72.5%	60.5%	60.6%	58.1%
% of FP17s for the same patient ID Re-attending between 3 & 9 months - Adults	1,500	2,016	74.4%	52.1%	52.0%	50.6%
% of FP17s for Band 1 Urgent Courses	116	2,444	4.7%	9.9%	9.6%	9.1%
% of FP17s Relating to Free Repair or Replacements	15	2,444	0.6%	0.6%	0.7%	0.8%
% of FP17s Relating to Continuations	39	2,444	1.6%	1.1%	1.0%	1.1%
% of Patients satisfied with the dentistry they have received	6	6	N/A	92.2%	91.6%	91.4%
% of Patients satisfied with the time they had to wait for an appointment	6	6	N/A	87.8%	87.9%	87.7%

* This is based on patients treated on this contract for their most recent course of treatment. Figures in italics indicate the base number of FP17s or Patient Questionnaire responses are less than 100. N/A is shown where the base number of responses is less than 10 during the period. % is calculated as Quantity/Base number*100

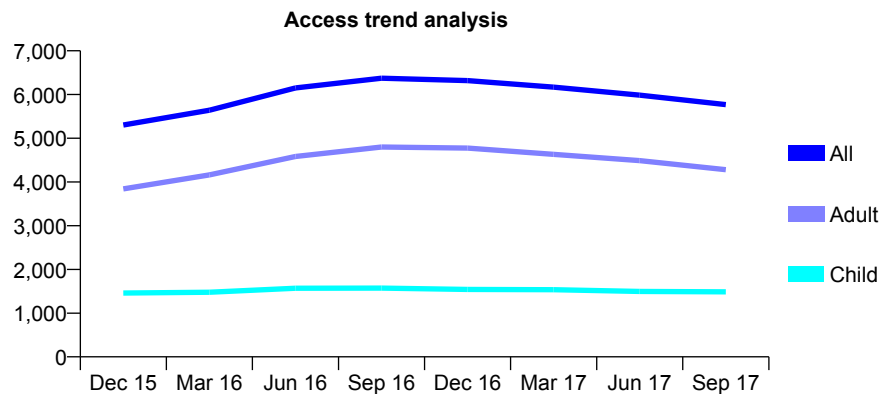
Q70 - Vital Signs At a Glance Contract Report for 199699/0001 - September 2017

Name or company name	Brighter Smile Dental Practice
Contract type name	GDS Contract
Purpose of contract	General
Contract start date	01/05/2010
Contract end date	

17/18 Contracted general activity (UDA)	17,855
Carry forward general activity (UDA)	0
17/18 Contracted orthodontic activity (UOA)	0
Carry forward orthodontic activity (UOA)	0
Baseline contract value	£422,326.02

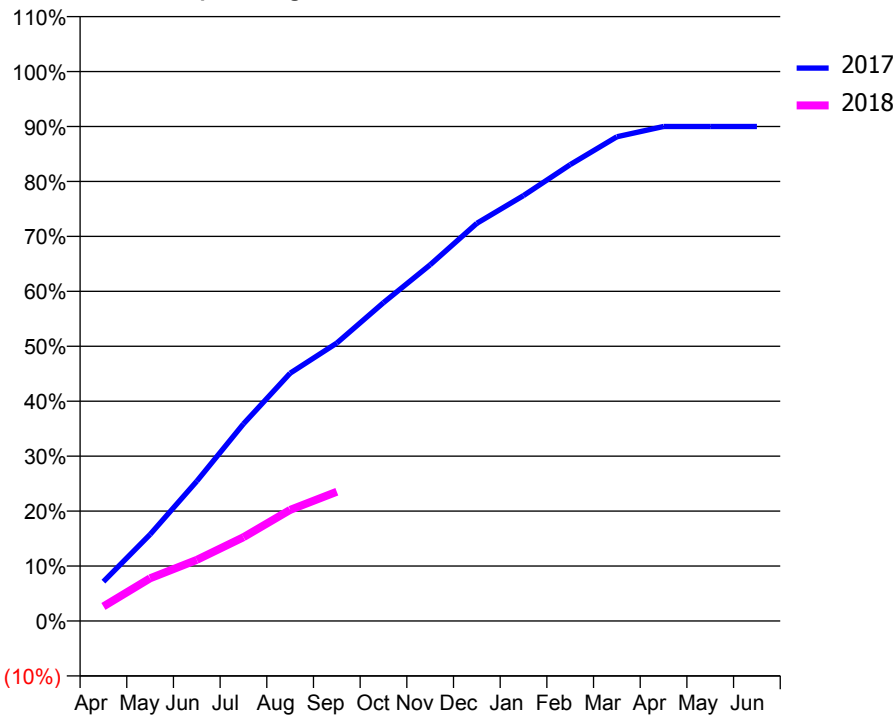
ACCESS*

Patients seen in 24 months	Total	Change since previous quarter
Quarter ending September 2016	6,373	
Quarter ending December 2016	6,318	→
Quarter ending March 2017	6,169	↓
Quarter ending June 2017	5,985	↓
Quarter ending September 2017	5,769	↓
Variance since September 2016	(9.5%)	↓



ACTIVITY

Cumulative percentage of contracted UDA delivered 2017 & 2018



Month	Adjusted Scheduled Activity (UDA)	
	2017	2018
April	1,280	473
May	2,815	1,389
June	4,544	1,986
July	6,406	2,725
August	8,054	3,613
September	9,033	4,201
October	10,343	
November	11,577	
December	12,923	
January	13,825	
February	14,830	
March	15,735	
April	16,069	
May	16,069	
June	16,069	

QUALITY

	Quantity	Base Number	Contract	AT	Region	England
% of FP17s for the same patient ID Re-attending within 3 months - Children	35	990	3.5%	10.1%	11.4%	11.9%
% of FP17s for the same patient ID Re-attending within 3 months - Adults	103	1,704	6.0%	14.7%	15.7%	15.9%
% of FP17s for the same patient ID Re-attending between 3 & 9 months - Children	624	990	63.0%	60.5%	60.6%	58.1%
% of FP17s for the same patient ID Re-attending between 3 & 9 months - Adults	1,139	1,704	66.8%	52.1%	52.0%	50.6%
% of FP17s for Band 1 Urgent Courses	94	2,501	3.8%	9.9%	9.6%	9.1%
% of FP17s Relating to Free Repair or Replacements	2	2,501	0.1%	0.6%	0.7%	0.8%
% of FP17s Relating to Continuations	6	2,501	0.2%	1.1%	1.0%	1.1%
% of Patients satisfied with the dentistry they have received	3	3	N/A	92.2%	91.6%	91.4%
% of Patients satisfied with the time they had to wait for an appointment	2	3	N/A	87.8%	87.9%	87.7%

* This is based on patients treated on this contract for their most recent course of treatment. Figures in italics indicate the base number of FP17s or Patient Questionnaire responses are less than 100. N/A is shown where the base number of responses is less than 10 during the period. % is calculated as Quantity/Base number*100

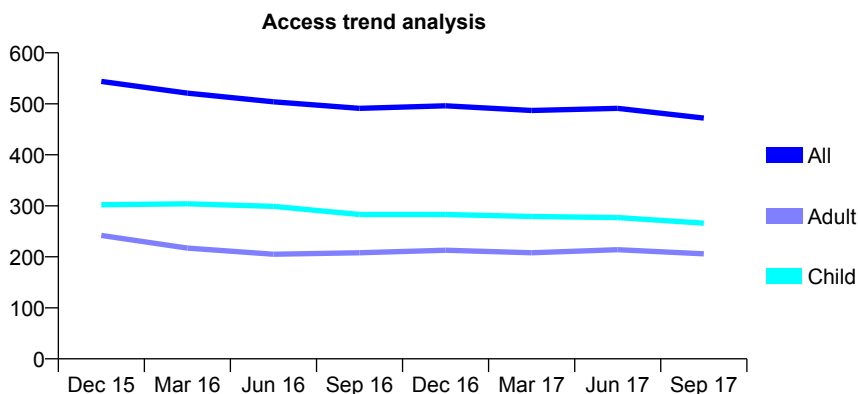
Q70 - Vital Signs At a Glance Contract Report for 199842/0001 - September 2017

Name or company name	Dr F Asghari
Contract type name	GDS Contract
Purpose of contract	General
Contract start date	17/01/2009
Contract end date	

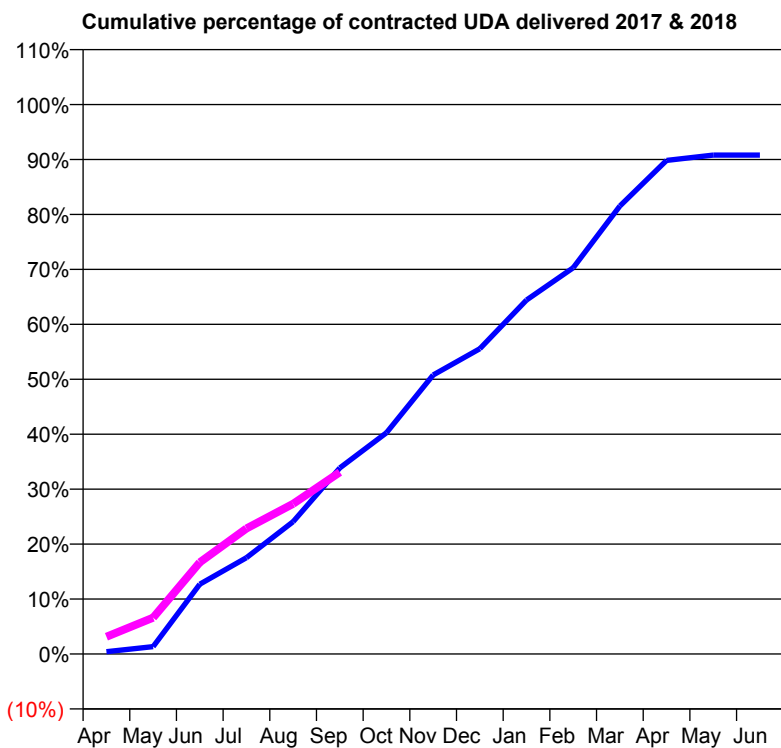
17/18 Contracted general activity (UDA)	1,533
Carry forward general activity (UDA)	0
17/18 Contracted orthodontic activity (UOA)	0
Carry forward orthodontic activity (UOA)	0
Baseline contract value	£33,189.40

ACCESS*

Patients seen in 24 months	Total	Change since previous quarter
Quarter ending September 2016	491	
Quarter ending December 2016	496	→
Quarter ending March 2017	487	↓
Quarter ending June 2017	491	→
Quarter ending September 2017	472	↓
Variance since September 2016	(3.9%)	↓



ACTIVITY



Month	2017	2018
April	7	48
May	21	101
June	195	256
July	269	350
August	369	419
September	519	507
October	617	
November	779	
December	852	
January	987	
February	1,077	
March	1,250	
April	1,377	
May	1,392	
June	1,392	

QUALITY

	Quantity	Base Number	Contract	AT	Region	England
% of FP17s for the same patient ID Re-attending within 3 months - Children	10	219	4.6%	10.1%	11.4%	11.9%
% of FP17s for the same patient ID Re-attending within 3 months - Adults	3	81	3.7%	14.7%	15.7%	15.9%
% of FP17s for the same patient ID Re-attending between 3 & 9 months - Children	156	219	71.2%	60.5%	60.6%	58.1%
% of FP17s for the same patient ID Re-attending between 3 & 9 months - Adults	44	81	54.3%	52.1%	52.0%	50.6%
% of FP17s for Band 1 Urgent Courses	7	266	2.6%	9.9%	9.6%	9.1%
% of FP17s Relating to Free Repair or Replacements	0	266	0.0%	0.6%	0.7%	0.8%
% of FP17s Relating to Continuations	0	266	0.0%	1.1%	1.0%	1.1%
% of Patients satisfied with the dentistry they have received	0	0	N/A	92.2%	91.6%	91.4%
% of Patients satisfied with the time they had to wait for an appointment	0	0	N/A	87.8%	87.9%	87.7%

* This is based on patients treated on this contract for their most recent course of treatment. Figures in italics indicate the base number of FP17s or Patient Questionnaire responses are less than 100. N/A is shown where the base number of responses is less than 10 during the period. % is calculated as Quantity/Base number*100

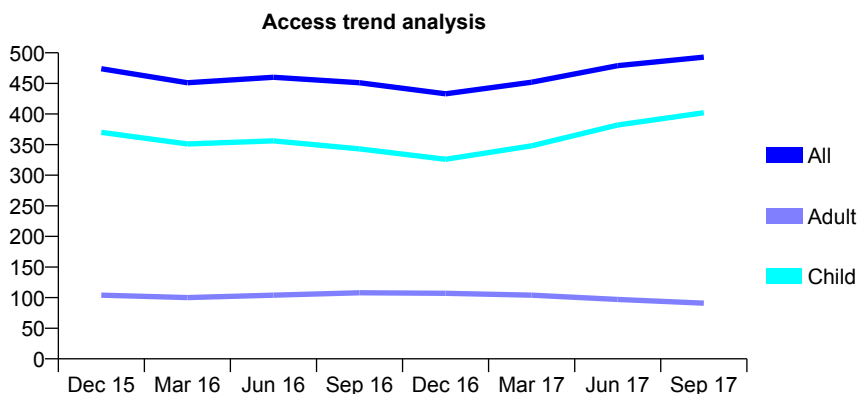
Q70 - Vital Signs At a Glance Contract Report for 210420/0001 - September 2017

Name or company name	Poundbury Dental Practice
Contract type name	GDS Contract
Purpose of contract	General
Contract start date	01/04/2006
Contract end date	

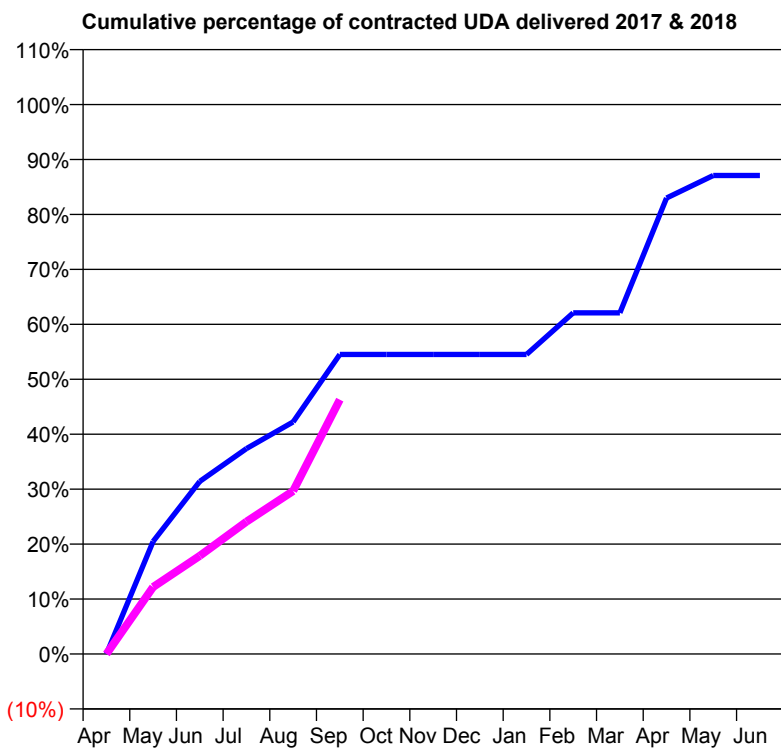
17/18 Contracted general activity (UDA)	952
Carry forward general activity (UDA)	0
17/18 Contracted orthodontic activity (UOA)	0
Carry forward orthodontic activity (UOA)	0
Baseline contract value	£22,532.98

ACCESS*

Patients seen in 24 months	Total	Change since previous quarter
Quarter ending September 2016	451	
Quarter ending December 2016	433	↓
Quarter ending March 2017	452	↑
Quarter ending June 2017	479	↑
Quarter ending September 2017	493	↑
Variance since September 2016	9.3%	↑



ACTIVITY



Month	Adjusted Scheduled Activity (UDA)	
	2017	2018
April	0	0
May	195	116
June	299	170
July	356	229
August	402	282
September	519	441
October	519	
November	519	
December	519	
January	519	
February	591	
March	591	
April	790	
May	829	
June	829	

QUALITY

	Quantity	Base Number	Contract	AT	Region	England
% of FP17s for the same patient ID Re-attending within 3 months - Children	43	532	8.1%	10.1%	11.4%	11.9%
% of FP17s for the same patient ID Re-attending within 3 months - Adults	1	44	2.3%	14.7%	15.7%	15.9%
% of FP17s for the same patient ID Re-attending between 3 & 9 months - Children	216	532	40.6%	60.5%	60.6%	58.1%
% of FP17s for the same patient ID Re-attending between 3 & 9 months - Adults	13	44	29.5%	52.1%	52.0%	50.6%
% of FP17s for Band 1 Urgent Courses	3	369	0.8%	9.9%	9.6%	9.1%
% of FP17s Relating to Free Repair or Replacements	0	369	0.0%	0.6%	0.7%	0.8%
% of FP17s Relating to Continuations	1	369	0.3%	1.1%	1.0%	1.1%
% of Patients satisfied with the dentistry they have received	0	0	N/A	92.2%	91.6%	91.4%
% of Patients satisfied with the time they had to wait for an appointment	0	0	N/A	87.8%	87.9%	87.7%

* This is based on patients treated on this contract for their most recent course of treatment. Figures in italics indicate the base number of FP17s or Patient Questionnaire responses are less than 100. N/A is shown where the base number of responses is less than 10 during the period. % is calculated as Quantity/Base number*100

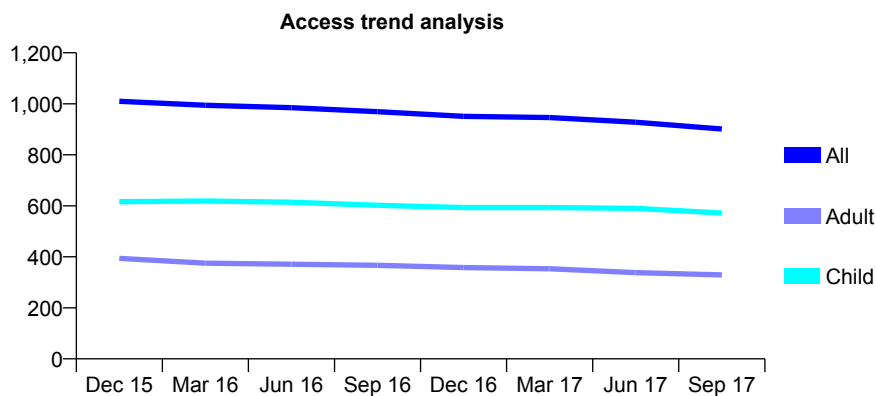
Q70 - Vital Signs At a Glance Contract Report for 213195/0001 - September 2017

Name or company name	MR RH BOND
Contract type name	GDS Contract
Purpose of contract	General
Contract start date	01/04/2006
Contract end date	

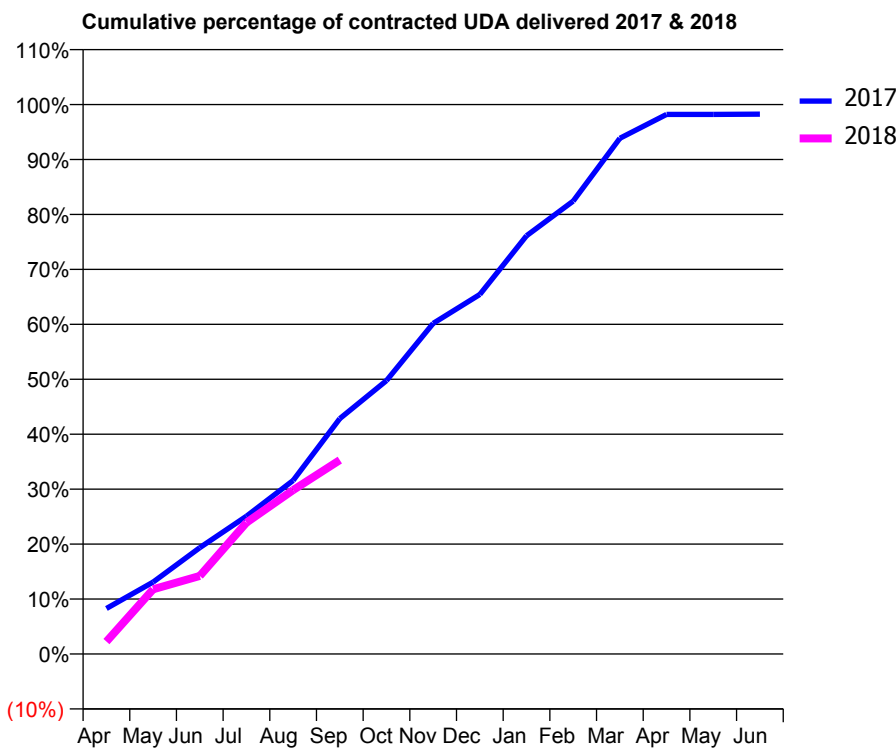
17/18 Contracted general activity (UDA)	1,913
Carry forward general activity (UDA)	33
17/18 Contracted orthodontic activity (UOA)	0
Carry forward orthodontic activity (UOA)	0
Baseline contract value	£42,045.53

ACCESS*

Patients seen in 24 months	Total	Change since previous quarter
Quarter ending September 2016	969	
Quarter ending December 2016	951	↓
Quarter ending March 2017	946	→
Quarter ending June 2017	928	↓
Quarter ending September 2017	901	↓
Variance since September 2016	(7.0%)	↓



ACTIVITY



Adjusted Scheduled Activity (UDA)		
Month	2017	2018
April	158	43
May	251	226
June	370	272
July	480	457
August	604	571
September	820	675
October	952	
November	1,151	
December	1,252	
January	1,456	
February	1,577	
March	1,795	
April	1,879	
May	1,879	
June	1,880	

QUALITY

	Quantity	Base Number	Contract	AT	Region	England
% of FP17s for the same patient ID Re-attending within 3 months - Children	26	427	6.1%	10.1%	11.4%	11.9%
% of FP17s for the same patient ID Re-attending within 3 months - Adults	19	156	12.2%	14.7%	15.7%	15.9%
% of FP17s for the same patient ID Re-attending between 3 & 9 months - Children	282	427	66.0%	60.5%	60.6%	58.1%
% of FP17s for the same patient ID Re-attending between 3 & 9 months - Adults	100	156	64.1%	52.1%	52.0%	50.6%
% of FP17s for Band 1 Urgent Courses	15	529	2.8%	9.9%	9.6%	9.1%
% of FP17s Relating to Free Repair or Replacements	0	529	0.0%	0.6%	0.7%	0.8%
% of FP17s Relating to Continuations	0	529	0.0%	1.1%	1.0%	1.1%
% of Patients satisfied with the dentistry they have received	1	1	N/A	92.2%	91.6%	91.4%
% of Patients satisfied with the time they had to wait for an appointment	1	1	N/A	87.8%	87.9%	87.7%

* This is based on patients treated on this contract for their most recent course of treatment. Figures in italics indicate the base number of FP17s or Patient Questionnaire responses are less than 100. N/A is shown where the base number of responses is less than 10 during the period. % is calculated as Quantity/Base number*100

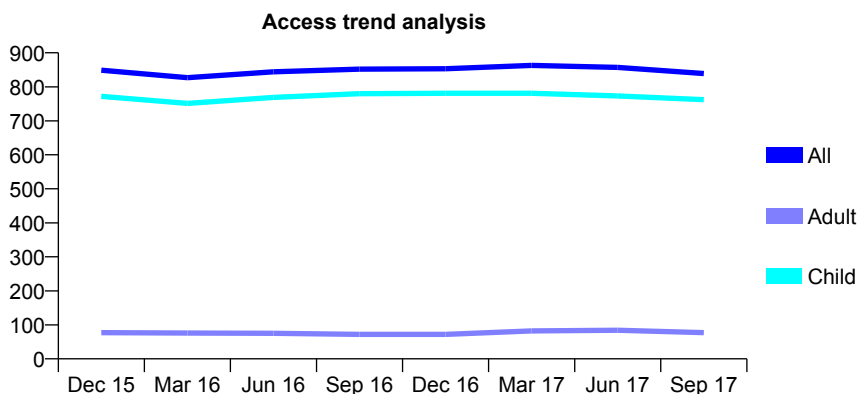
Q70 - Vital Signs At a Glance Contract Report for 215767/0001 - September 2017

Name or company name	Maximilian Waller
Contract type name	GDS Contract
Purpose of contract	General
Contract start date	01/04/2006
Contract end date	

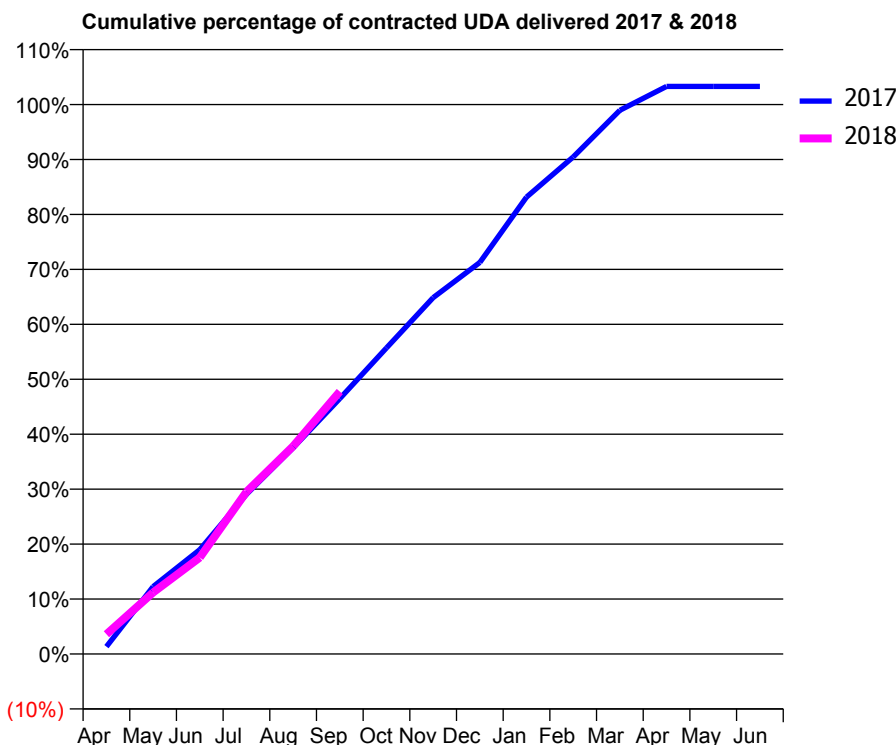
17/18 Contracted general activity (UDA)	1,620
Carry forward general activity (UDA)	0
17/18 Contracted orthodontic activity (UOA)	0
Carry forward orthodontic activity (UOA)	0
Baseline contract value	£41,203.60

ACCESS*

Patients seen in 24 months	Total	Change since previous quarter
Quarter ending September 2016	852	
Quarter ending December 2016	853	→
Quarter ending March 2017	863	→
Quarter ending June 2017	857	→
Quarter ending September 2017	839	↓
Variance since September 2016	(1.5%)	↓



ACTIVITY



Month	Adjusted Scheduled Activity (UDA)	
	2017	2018
April	22	58
May	199	181
June	308	285
July	471	478
August	608	613
September	753	774
October	903	
November	1,051	
December	1,154	
January	1,347	
February	1,465	
March	1,603	
April	1,673	
May	1,673	
June	1,673	

QUALITY

	Quantity	Base Number	Contract	AT	Region	England
% of FP17s for the same patient ID Re-attending within 3 months - Children	32	611	5.2%	10.1%	11.4%	11.9%
% of FP17s for the same patient ID Re-attending within 3 months - Adults	1	20	5.0%	14.7%	15.7%	15.9%
% of FP17s for the same patient ID Re-attending between 3 & 9 months - Children	451	611	73.8%	60.5%	60.6%	58.1%
% of FP17s for the same patient ID Re-attending between 3 & 9 months - Adults	14	20	70.0%	52.1%	52.0%	50.6%
% of FP17s for Band 1 Urgent Courses	15	585	2.6%	9.9%	9.6%	9.1%
% of FP17s Relating to Free Repair or Replacements	0	585	0.0%	0.6%	0.7%	0.8%
% of FP17s Relating to Continuations	5	585	0.9%	1.1%	1.0%	1.1%
% of Patients satisfied with the dentistry they have received	1	1	N/A	92.2%	91.6%	91.4%
% of Patients satisfied with the time they had to wait for an appointment	1	1	N/A	87.8%	87.9%	87.7%

* This is based on patients treated on this contract for their most recent course of treatment. Figures in italics indicate the base number of FP17s or Patient Questionnaire responses are less than 100. N/A is shown where the base number of responses is less than 10 during the period. % is calculated as Quantity/Base number*100

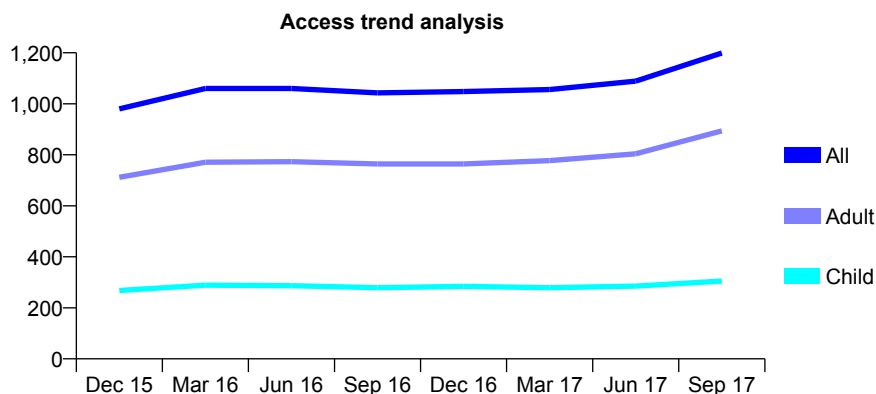
Q70 - Vital Signs At a Glance Contract Report for 215872/0002 - September 2017

Name or company name	Ian White Dentistry
Contract type name	GDS Contract
Purpose of contract	General
Contract start date	01/04/2006
Contract end date	

17/18 Contracted general activity (UDA)	3,235
Carry forward general activity (UDA)	8
17/18 Contracted orthodontic activity (UOA)	0
Carry forward orthodontic activity (UOA)	0
Baseline contract value	£80,212.38

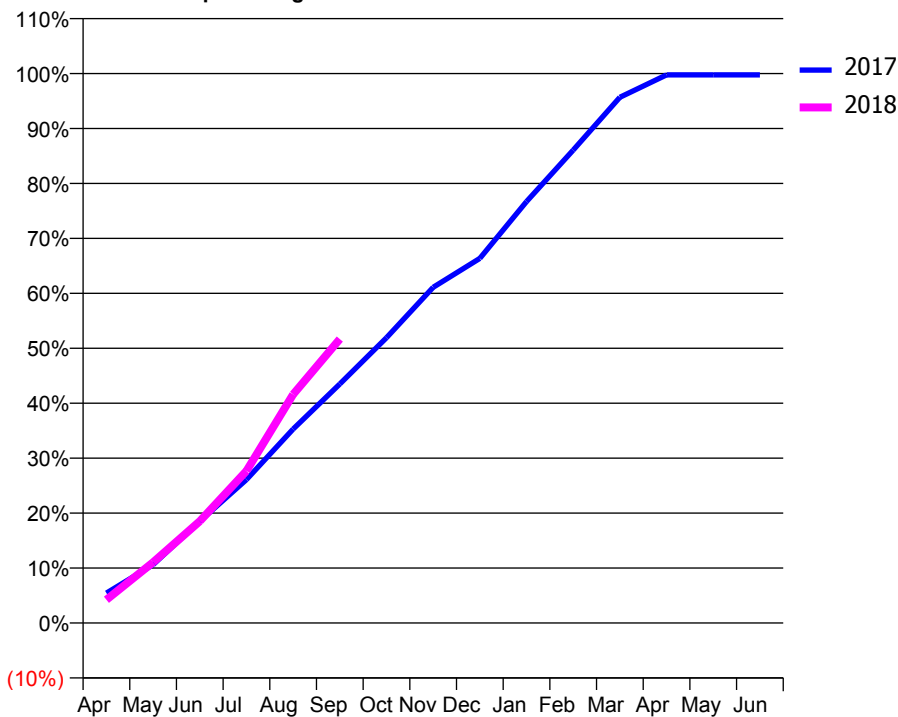
ACCESS*

Patients seen in 24 months	Total	Change since previous quarter
Quarter ending September 2016	1,043	
Quarter ending December 2016	1,048	→
Quarter ending March 2017	1,056	→
Quarter ending June 2017	1,089	↑
Quarter ending September 2017	1,199	↑
Variance since September 2016	15.0%	↑



ACTIVITY

Cumulative percentage of contracted UDA delivered 2017 & 2018



Month	Adjusted Scheduled Activity (UDA)	
	2017	2018
April	176	137
May	343	357
June	599	599
July	844	895
August	1,142	1,346
September	1,407	1,672
October	1,679	
November	1,977	
December	2,147	
January	2,481	
February	2,784	
March	3,095	
April	3,227	
May	3,227	
June	3,227	

QUALITY

	Quantity	Base Number	Contract	AT	Region	England
% of FP17s for the same patient ID Re-attending within 3 months - Children	11	255	4.3%	10.1%	11.4%	11.9%
% of FP17s for the same patient ID Re-attending within 3 months - Adults	63	701	9.0%	14.7%	15.7%	15.9%
% of FP17s for the same patient ID Re-attending between 3 & 9 months - Children	158	255	62.0%	60.5%	60.6%	58.1%
% of FP17s for the same patient ID Re-attending between 3 & 9 months - Adults	464	701	66.2%	52.1%	52.0%	50.6%
% of FP17s for Band 1 Urgent Courses	53	892	5.9%	9.9%	9.6%	9.1%
% of FP17s Relating to Free Repair or Replacements	0	892	0.0%	0.6%	0.7%	0.8%
% of FP17s Relating to Continuations	2	892	0.2%	1.1%	1.0%	1.1%
% of Patients satisfied with the dentistry they have received	2	2	N/A	92.2%	91.6%	91.4%
% of Patients satisfied with the time they had to wait for an appointment	2	2	N/A	87.8%	87.9%	87.7%

* This is based on patients treated on this contract for their most recent course of treatment. Figures in italics indicate the base number of FP17s or Patient Questionnaire responses are less than 100. N/A is shown where the base number of responses is less than 10 during the period. % is calculated as Quantity/Base number*100

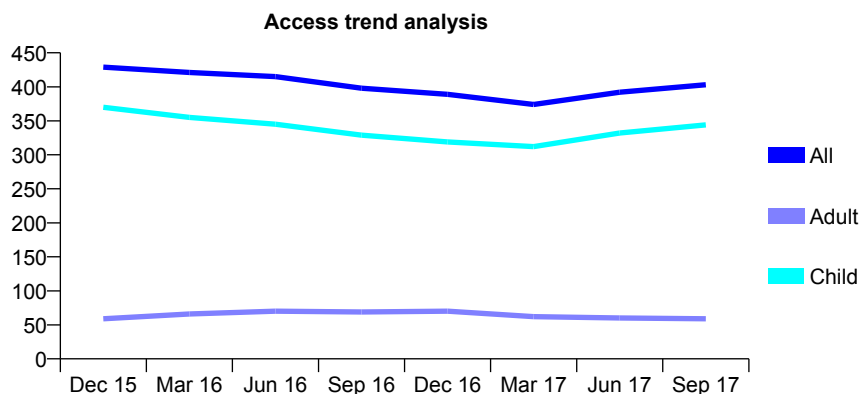
Q70 - Vital Signs At a Glance Contract Report for 218898/0001 - September 2017

Name or company name	Bright Blue Dental Practice
Contract type name	GDS Contract
Purpose of contract	General
Contract start date	01/04/2006
Contract end date	

17/18 Contracted general activity (UDA)	680
Carry forward general activity (UDA)	0
17/18 Contracted orthodontic activity (UOA)	0
Carry forward orthodontic activity (UOA)	0
Baseline contract value	£16,086.78

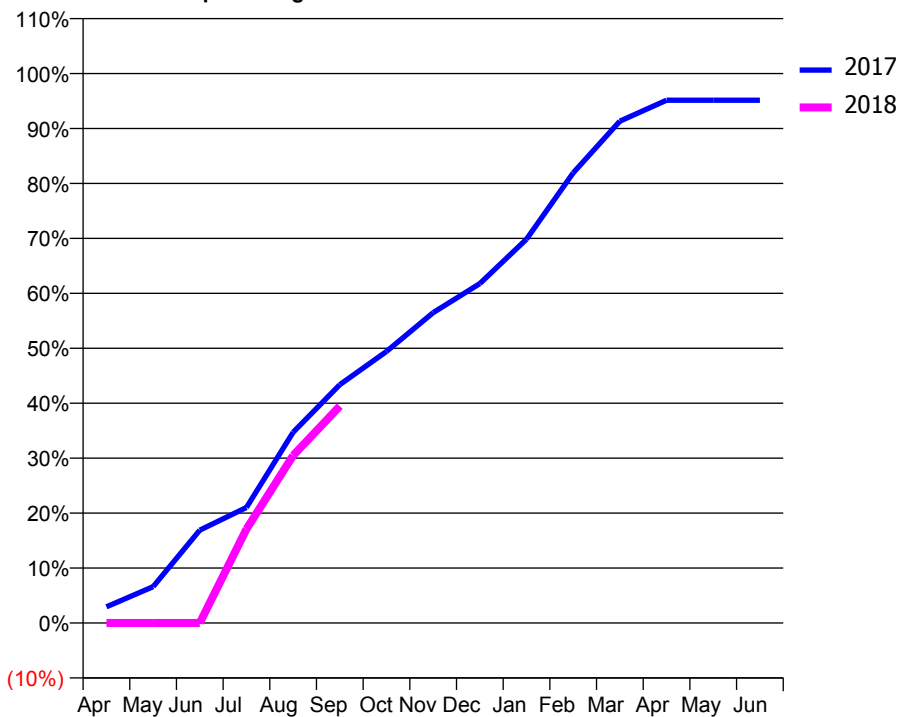
ACCESS*

Patients seen in 24 months	Total	Change since previous quarter
Quarter ending September 2016	398	
Quarter ending December 2016	389	↓
Quarter ending March 2017	374	↓
Quarter ending June 2017	392	↑
Quarter ending September 2017	403	↑
Variance since September 2016	1.3%	→



ACTIVITY

Cumulative percentage of contracted UDA delivered 2017 & 2018



Adjusted Scheduled Activity (UDA)

Month	2017	2018
April	20	0
May	45	0
June	115	0
July	143	116
August	236	207
September	295	268
October	336	
November	384	
December	420	
January	475	
February	557	
March	621	
April	647	
May	647	
June	647	

QUALITY

	Quantity	Base Number	Contract	AT	Region	England
% of FP17s for the same patient ID Re-attending within 3 months - Children	15	247	6.1%	10.1%	11.4%	11.9%
% of FP17s for the same patient ID Re-attending within 3 months - Adults	0	2	0.0%	14.7%	15.7%	15.9%
% of FP17s for the same patient ID Re-attending between 3 & 9 months - Children	125	247	50.6%	60.5%	60.6%	58.1%
% of FP17s for the same patient ID Re-attending between 3 & 9 months - Adults	0	2	0.0%	52.1%	52.0%	50.6%
% of FP17s for Band 1 Urgent Courses	2	233	0.9%	9.9%	9.6%	9.1%
% of FP17s Relating to Free Repair or Replacements	0	233	0.0%	0.6%	0.7%	0.8%
% of FP17s Relating to Continuations	6	233	2.6%	1.1%	1.0%	1.1%
% of Patients satisfied with the dentistry they have received	0	0	N/A	92.2%	91.6%	91.4%
% of Patients satisfied with the time they had to wait for an appointment	0	0	N/A	87.8%	87.9%	87.7%

* This is based on patients treated on this contract for their most recent course of treatment. Figures in italics indicate the base number of FP17s or Patient Questionnaire responses are less than 100. N/A is shown where the base number of responses is less than 10 during the period. % is calculated as Quantity/Base number*100

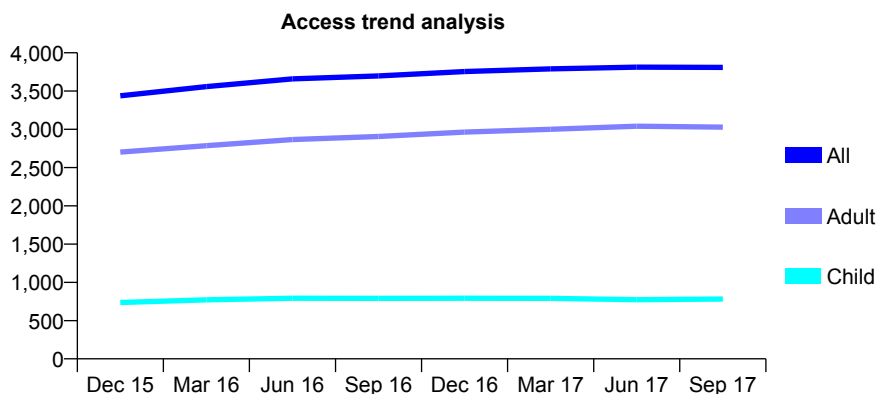
Q70 - Vital Signs At a Glance Contract Report for 219177/0001 - September 2017

Name or company name	MR PN LOCKYER
Contract type name	GDS Contract
Purpose of contract	General
Contract start date	01/04/2006
Contract end date	

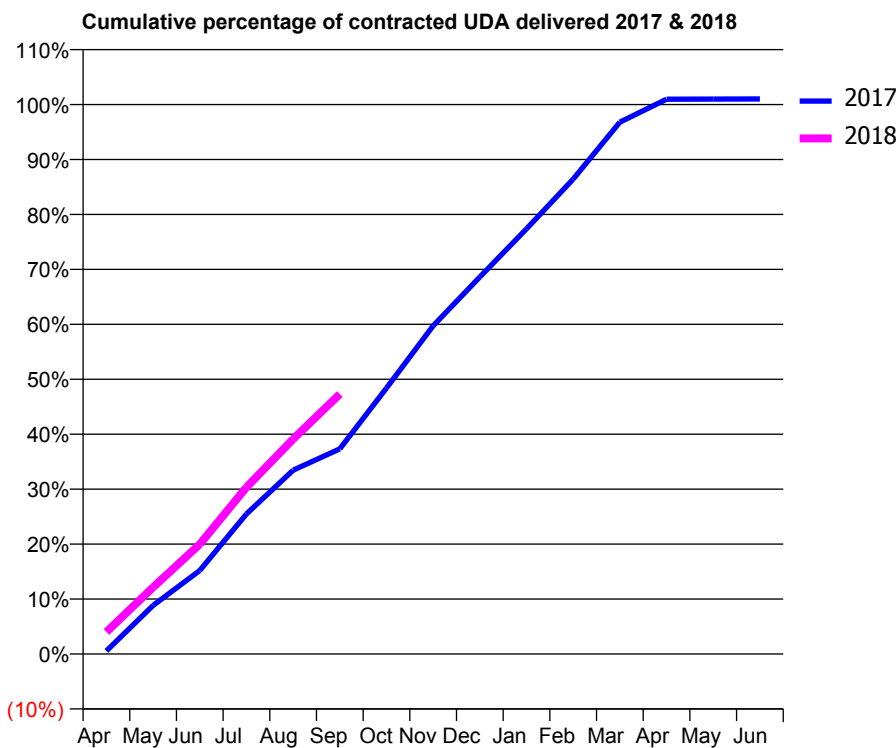
17/18 Contracted general activity (UDA)	12,000
Carry forward general activity (UDA)	0
17/18 Contracted orthodontic activity (UOA)	0
Carry forward orthodontic activity (UOA)	0
Baseline contract value	£297,271.31

ACCESS*

Patients seen in 24 months	Total	Change since previous quarter
Quarter ending September 2016	3,698	
Quarter ending December 2016	3,755	→
Quarter ending March 2017	3,790	→
Quarter ending June 2017	3,813	→
Quarter ending September 2017	3,810	→
Variance since September 2016	3.0%	↑



ACTIVITY



Month	Adjusted Scheduled Activity (UDA)	
	2017	2018
April	70	481
May	1,062	1,458
June	1,826	2,399
July	3,059	3,640
August	4,013	4,692
September	4,480	5,678
October	5,809	
November	7,167	
December	8,234	
January	9,284	
February	10,372	
March	11,614	
April	12,116	
May	12,119	
June	12,122	

QUALITY

	Quantity	Base Number	Contract	AT	Region	England
% of FP17s for the same patient ID Re-attending within 3 months - Children	32	631	5.1%	10.1%	11.4%	11.9%
% of FP17s for the same patient ID Re-attending within 3 months - Adults	501	2,499	20.0%	14.7%	15.7%	15.9%
% of FP17s for the same patient ID Re-attending between 3 & 9 months - Children	460	631	72.9%	60.5%	60.6%	58.1%
% of FP17s for the same patient ID Re-attending between 3 & 9 months - Adults	1,548	2,499	61.9%	52.1%	52.0%	50.6%
% of FP17s for Band 1 Urgent Courses	387	2,906	13.3%	9.9%	9.6%	9.1%
% of FP17s Relating to Free Repair or Replacements	14	2,906	0.5%	0.6%	0.7%	0.8%
% of FP17s Relating to Continuations	50	2,906	1.7%	1.1%	1.0%	1.1%
% of Patients satisfied with the dentistry they have received	7	8	N/A	92.2%	91.6%	91.4%
% of Patients satisfied with the time they had to wait for an appointment	8	8	N/A	87.8%	87.9%	87.7%

* This is based on patients treated on this contract for their most recent course of treatment. Figures in italics indicate the base number of FP17s or Patient Questionnaire responses are less than 100. N/A is shown where the base number of responses is less than 10 during the period. % is calculated as Quantity/Base number*100

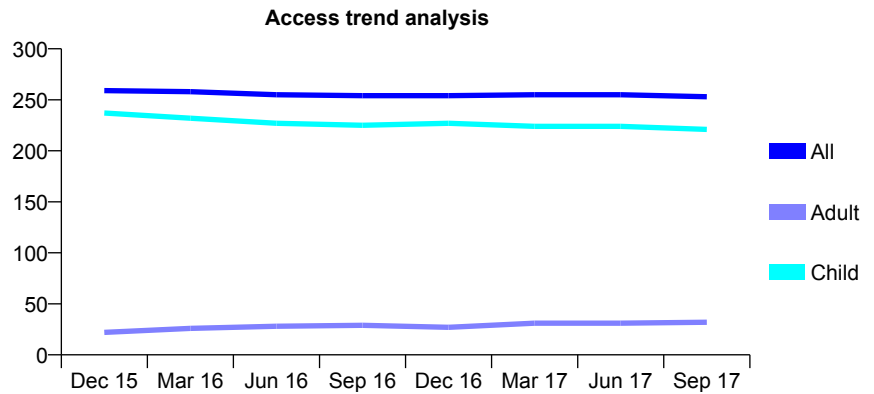
Q70 - Vital Signs At a Glance Contract Report for 219908/0001 - September 2017

Name or company name	MR RD HUGHES
Contract type name	GDS Contract
Purpose of contract	General
Contract start date	01/04/2006
Contract end date	

17/18 Contracted general activity (UDA)	550
Carry forward general activity (UDA)	0
17/18 Contracted orthodontic activity (UOA)	0
Carry forward orthodontic activity (UOA)	0
Baseline contract value	£11,725.43

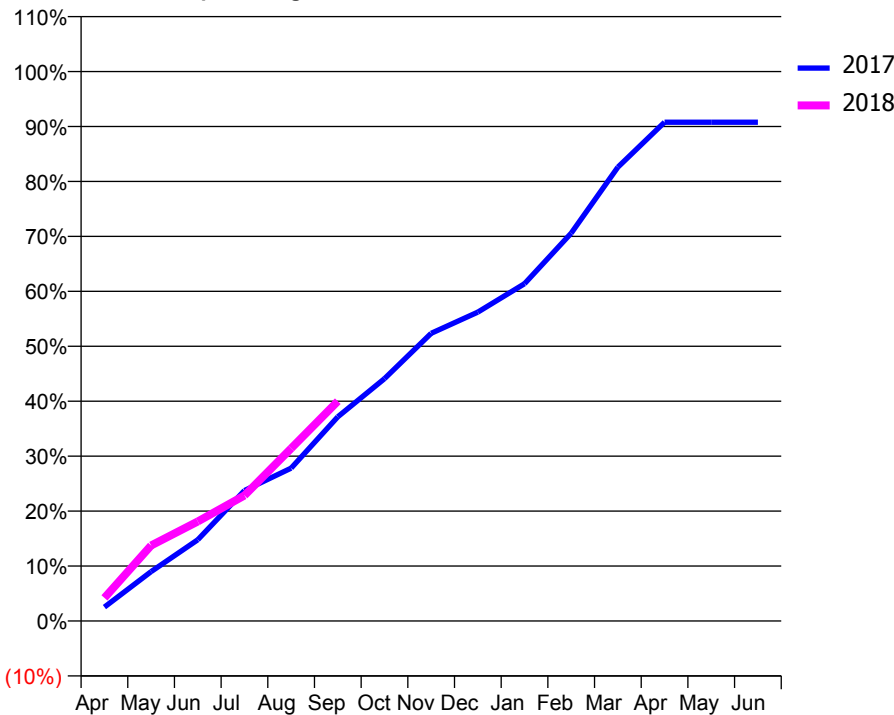
ACCESS*

Patients seen in 24 months	Total	Change since previous quarter
Quarter ending September 2016	254	
Quarter ending December 2016	254	→
Quarter ending March 2017	255	→
Quarter ending June 2017	255	→
Quarter ending September 2017	253	→
Variance since September 2016	(0.4%)	→



ACTIVITY

Cumulative percentage of contracted UDA delivered 2017 & 2018



Adjusted Scheduled Activity (UDA)		
Month	2017	2018
April	14	23
May	49	76
June	81	100
July	131	126
August	153	173
September	204	220
October	243	
November	288	
December	309	
January	338	
February	388	
March	454	
April	499	
May	499	
June	499	

QUALITY

	Quantity	Base Number	Contract	AT	Region	England
% of FP17s for the same patient ID Re-attending within 3 months - Children	13	200	6.5%	10.1%	11.4%	11.9%
% of FP17s for the same patient ID Re-attending within 3 months - Adults	0	0	N/A	14.7%	15.7%	15.9%
% of FP17s for the same patient ID Re-attending between 3 & 9 months - Children	134	200	67.0%	60.5%	60.6%	58.1%
% of FP17s for the same patient ID Re-attending between 3 & 9 months - Adults	0	0	N/A	52.1%	52.0%	50.6%
% of FP17s for Band 1 Urgent Courses	6	172	3.5%	9.9%	9.6%	9.1%
% of FP17s Relating to Free Repair or Replacements	0	172	0.0%	0.6%	0.7%	0.8%
% of FP17s Relating to Continuations	0	172	0.0%	1.1%	1.0%	1.1%
% of Patients satisfied with the dentistry they have received	1	1	N/A	92.2%	91.6%	91.4%
% of Patients satisfied with the time they had to wait for an appointment	1	1	N/A	87.8%	87.9%	87.7%

* This is based on patients treated on this contract for their most recent course of treatment. Figures in italics indicate the base number of FP17s or Patient Questionnaire responses are less than 100. N/A is shown where the base number of responses is less than 10 during the period. % is calculated as Quantity/Base number*100

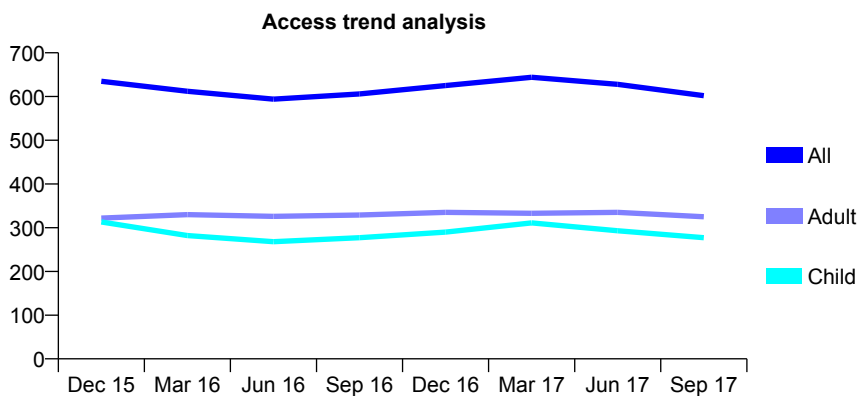
Q70 - Vital Signs At a Glance Contract Report for 221252/0001 - September 2017

Name or company name	MR JR LIPPETT
Contract type name	GDS Contract
Purpose of contract	General and Orthodontic
Contract start date	01/04/2006
Contract end date	

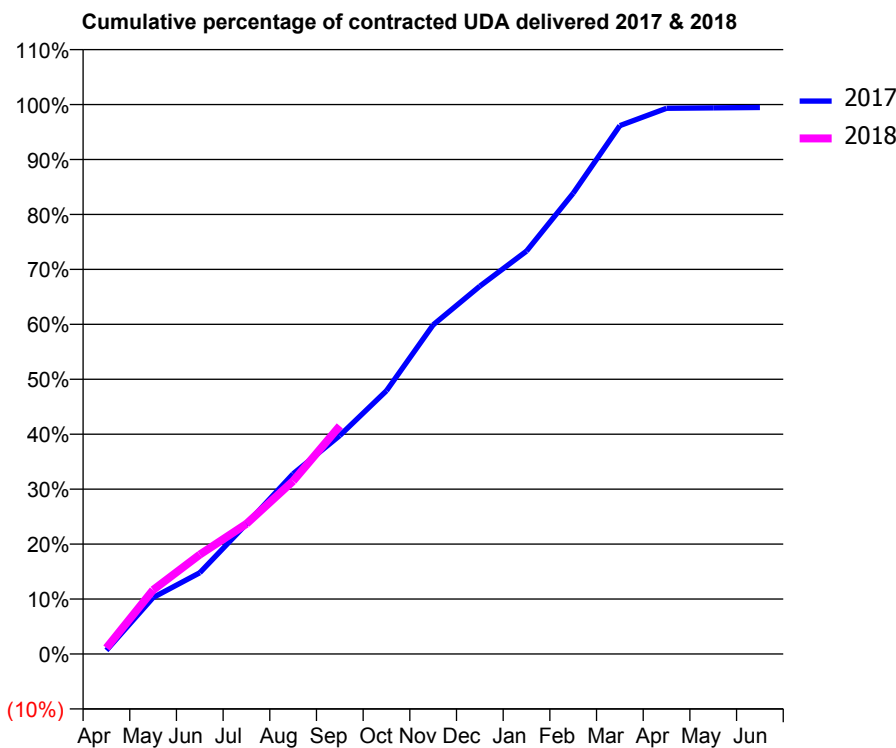
17/18 Contracted general activity (UDA)	1,500
Carry forward general activity (UDA)	8
17/18 Contracted orthodontic activity (UOA)	131
Carry forward orthodontic activity (UOA)	0
Baseline contract value	£47,918.76

ACCESS*

Patients seen in 24 months	Total	Change since previous quarter
Quarter ending September 2016	606	
Quarter ending December 2016	625	↑
Quarter ending March 2017	644	↑
Quarter ending June 2017	628	↓
Quarter ending September 2017	602	↓
Variance since September 2016	(0.7%)	→



ACTIVITY



Month	Adjusted Scheduled Activity (UDA)	
	2017	2018
April	10	16
May	154	175
June	222	271
July	355	355
August	492	472
September	597	623
October	719	
November	898	
December	1,004	
January	1,100	
February	1,258	
March	1,442	
April	1,490	
May	1,491	
June	1,492	

QUALITY

	Quantity	Base Number	Contract	AT	Region	England
% of FP17s for the same patient ID Re-attending within 3 months - Children	7	235	3.0%	10.1%	11.4%	11.9%
% of FP17s for the same patient ID Re-attending within 3 months - Adults	18	193	9.3%	14.7%	15.7%	15.9%
% of FP17s for the same patient ID Re-attending between 3 & 9 months - Children	140	235	59.6%	60.5%	60.6%	58.1%
% of FP17s for the same patient ID Re-attending between 3 & 9 months - Adults	94	193	48.7%	52.1%	52.0%	50.6%
% of FP17s for Band 1 Urgent Courses	14	390	3.6%	9.9%	9.6%	9.1%
% of FP17s Relating to Free Repair or Replacements	0	390	0.0%	0.6%	0.7%	0.8%
% of FP17s Relating to Continuations	2	390	0.5%	1.1%	1.0%	1.1%
% of Patients satisfied with the dentistry they have received	1	1	N/A	92.2%	91.6%	91.4%
% of Patients satisfied with the time they had to wait for an appointment	1	1	N/A	87.8%	87.9%	87.7%

* This is based on patients treated on this contract for their most recent course of treatment. Figures in italics indicate the base number of FP17s or Patient Questionnaire responses are less than 100. N/A is shown where the base number of responses is less than 10 during the period. % is calculated as Quantity/Base number*100

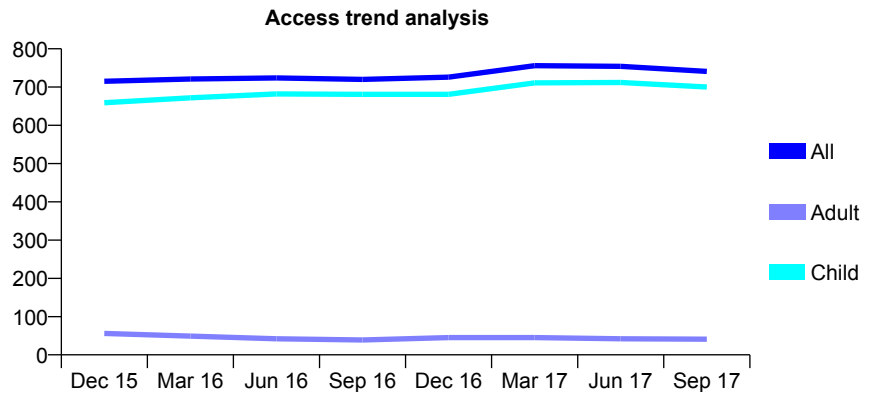
Q70 - Vital Signs At a Glance Contract Report for 224219/0001 - September 2017

Name or company name	MR GL BROOKE-JONES
Contract type name	GDS Contract
Purpose of contract	General
Contract start date	01/04/2006
Contract end date	

17/18 Contracted general activity (UDA)	1,370
Carry forward general activity (UDA)	0
17/18 Contracted orthodontic activity (UOA)	0
Carry forward orthodontic activity (UOA)	0
Baseline contract value	£28,259.65

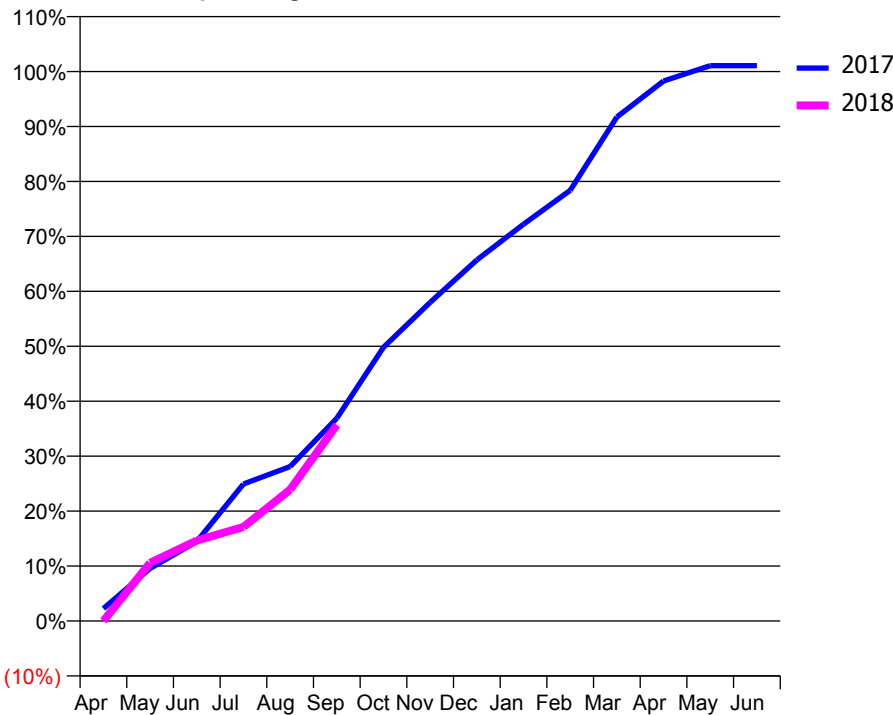
ACCESS*

Patients seen in 24 months	Total	Change since previous quarter
Quarter ending September 2016	720	
Quarter ending December 2016	726	→
Quarter ending March 2017	756	↑
Quarter ending June 2017	754	→
Quarter ending September 2017	741	↓
Variance since September 2016	2.9%	↑



ACTIVITY

Cumulative percentage of contracted UDA delivered 2017 & 2018



Month	Adjusted Scheduled Activity (UDA)	
	2017	2018
April	31	0
May	131	145
June	198	201
July	342	235
August	385	328
September	505	489
October	682	
November	794	
December	900	
January	989	
February	1,074	
March	1,257	
April	1,346	
May	1,384	
June	1,384	

QUALITY

	Quantity	Base Number	Contract	AT	Region	England
% of FP17s for the same patient ID Re-attending within 3 months - Children	32	481	6.7%	10.1%	11.4%	11.9%
% of FP17s for the same patient ID Re-attending within 3 months - Adults	0	1	0.0%	14.7%	15.7%	15.9%
% of FP17s for the same patient ID Re-attending between 3 & 9 months - Children	290	481	60.3%	60.5%	60.6%	58.1%
% of FP17s for the same patient ID Re-attending between 3 & 9 months - Adults	0	1	0.0%	52.1%	52.0%	50.6%
% of FP17s for Band 1 Urgent Courses	26	393	6.6%	9.9%	9.6%	9.1%
% of FP17s Relating to Free Repair or Replacements	0	393	0.0%	0.6%	0.7%	0.8%
% of FP17s Relating to Continuations	0	393	0.0%	1.1%	1.0%	1.1%
% of Patients satisfied with the dentistry they have received	1	1	N/A	92.2%	91.6%	91.4%
% of Patients satisfied with the time they had to wait for an appointment	1	1	N/A	87.8%	87.9%	87.7%

* This is based on patients treated on this contract for their most recent course of treatment. Figures in italics indicate the base number of FP17s or Patient Questionnaire responses are less than 100. N/A is shown where the base number of responses is less than 10 during the period. % is calculated as Quantity/Base number*100

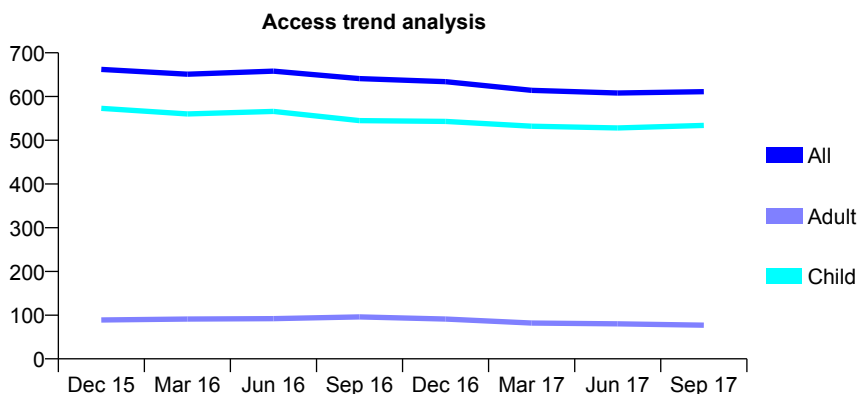
Q70 - Vital Signs At a Glance Contract Report for 230693/0001 - September 2017

Name or company name	Fryern Dental Practice
Contract type name	GDS Contract
Purpose of contract	General
Contract start date	01/04/2006
Contract end date	

17/18 Contracted general activity (UDA)	1,018
Carry forward general activity (UDA)	17
17/18 Contracted orthodontic activity (UOA)	0
Carry forward orthodontic activity (UOA)	0
Baseline contract value	£21,254.89

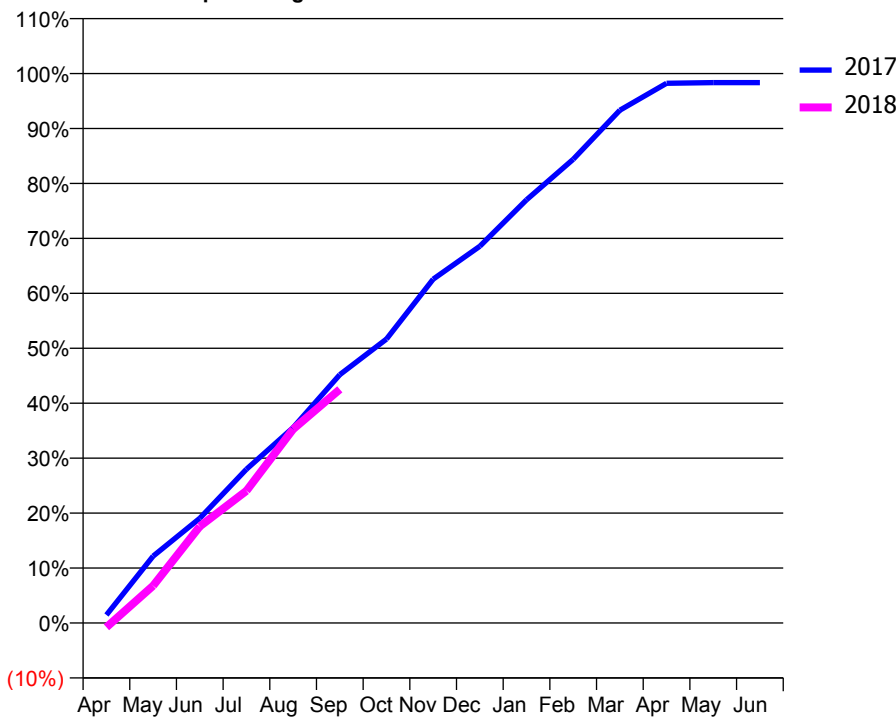
ACCESS*

Patients seen in 24 months	Total	Change since previous quarter
Quarter ending September 2016	641	
Quarter ending December 2016	634	↓
Quarter ending March 2017	614	↓
Quarter ending June 2017	608	→
Quarter ending September 2017	611	→
Variance since September 2016	(4.7%)	↓



ACTIVITY

Cumulative percentage of contracted UDA delivered 2017 & 2018



Adjusted Scheduled Activity (UDA)

Month	2017	2018
April	15	-8
May	124	69
June	194	179
July	285	245
August	362	359
September	460	433
October	526	
November	637	
December	698	
January	784	
February	859	
March	950	
April	1,000	
May	1,001	
June	1,001	

QUALITY

	Quantity	Base Number	Contract	AT	Region	England
% of FP17s for the same patient ID Re-attending within 3 months - Children	12	425	2.8%	10.1%	11.4%	11.9%
% of FP17s for the same patient ID Re-attending within 3 months - Adults	0	3	0.0%	14.7%	15.7%	15.9%
% of FP17s for the same patient ID Re-attending between 3 & 9 months - Children	273	425	64.2%	60.5%	60.6%	58.1%
% of FP17s for the same patient ID Re-attending between 3 & 9 months - Adults	2	3	66.7%	52.1%	52.0%	50.6%
% of FP17s for Band 1 Urgent Courses	0	384	0.0%	9.9%	9.6%	9.1%
% of FP17s Relating to Free Repair or Replacements	0	384	0.0%	0.6%	0.7%	0.8%
% of FP17s Relating to Continuations	0	384	0.0%	1.1%	1.0%	1.1%
% of Patients satisfied with the dentistry they have received	0	0	N/A	92.2%	91.6%	91.4%
% of Patients satisfied with the time they had to wait for an appointment	0	0	N/A	87.8%	87.9%	87.7%

* This is based on patients treated on this contract for their most recent course of treatment. Figures in italics indicate the base number of FP17s or Patient Questionnaire responses are less than 100. N/A is shown where the base number of responses is less than 10 during the period. % is calculated as Quantity/Base number*100

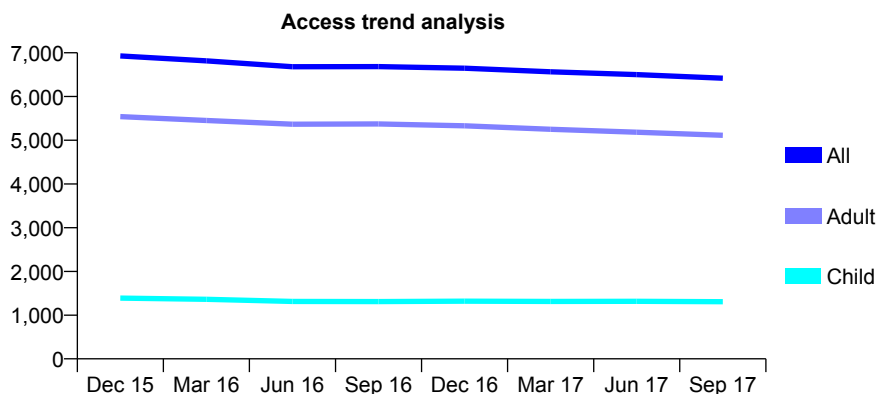
Q70 - Vital Signs At a Glance Contract Report for 232629/0001 - September 2017

Name or company name	MR W CREEDON
Contract type name	GDS Contract
Purpose of contract	General
Contract start date	01/04/2006
Contract end date	

17/18 Contracted general activity (UDA)	17,406
Carry forward general activity (UDA)	0
17/18 Contracted orthodontic activity (UOA)	0
Carry forward orthodontic activity (UOA)	0
Baseline contract value	£478,809.58

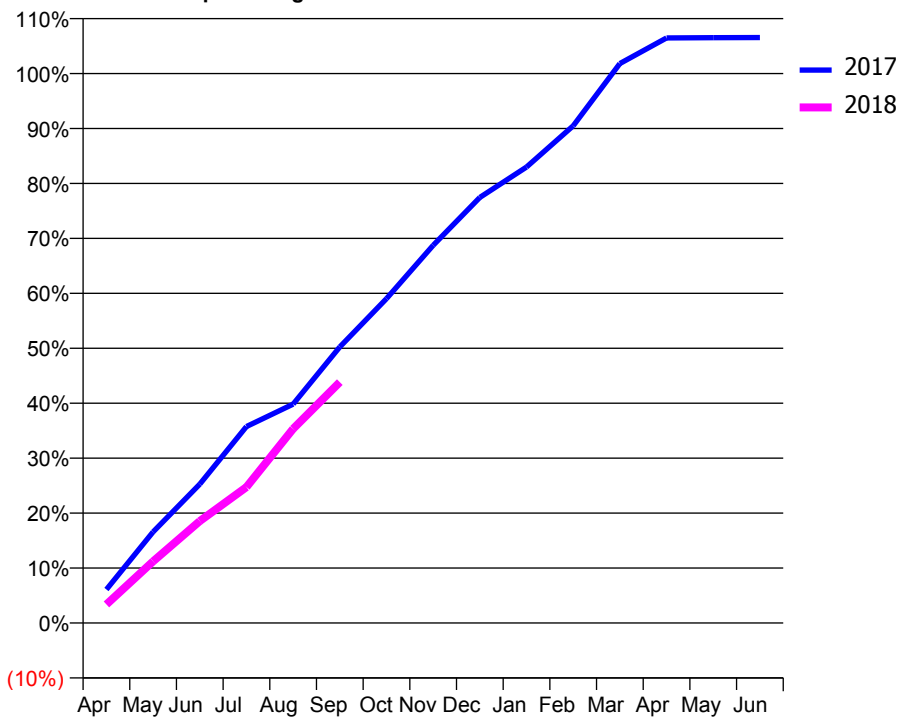
ACCESS*

Patients seen in 24 months	Total	Change since previous quarter
Quarter ending September 2016	6,684	
Quarter ending December 2016	6,648	→
Quarter ending March 2017	6,566	↓
Quarter ending June 2017	6,501	→
Quarter ending September 2017	6,420	↓
Variance since September 2016	(3.9%)	↓



ACTIVITY

Cumulative percentage of contracted UDA delivered 2017 & 2018



Adjusted Scheduled Activity (UDA)

Month	2017	2018
April	1,063	589
May	2,888	1,954
June	4,400	3,228
July	6,222	4,305
August	6,934	6,152
September	8,747	7,629
October	10,277	
November	11,965	
December	13,479	
January	14,442	
February	15,749	
March	17,720	
April	18,531	
May	18,543	
June	18,545	

QUALITY

	Quantity	Base Number	Contract	AT	Region	England
% of FP17s for the same patient ID Re-attending within 3 months - Children	101	1,099	9.2%	10.1%	11.4%	11.9%
% of FP17s for the same patient ID Re-attending within 3 months - Adults	465	3,531	13.2%	14.7%	15.7%	15.9%
% of FP17s for the same patient ID Re-attending between 3 & 9 months - Children	675	1,099	61.4%	60.5%	60.6%	58.1%
% of FP17s for the same patient ID Re-attending between 3 & 9 months - Adults	2,086	3,531	59.1%	52.1%	52.0%	50.6%
% of FP17s for Band 1 Urgent Courses	649	4,184	15.5%	9.9%	9.6%	9.1%
% of FP17s Relating to Free Repair or Replacements	28	4,184	0.7%	0.6%	0.7%	0.8%
% of FP17s Relating to Continuations	17	4,184	0.4%	1.1%	1.0%	1.1%
% of Patients satisfied with the dentistry they have received	12	13	92.3%	92.2%	91.6%	91.4%
% of Patients satisfied with the time they had to wait for an appointment	11	13	84.6%	87.8%	87.9%	87.7%

* This is based on patients treated on this contract for their most recent course of treatment. Figures in italics indicate the base number of FP17s or Patient Questionnaire responses are less than 100. N/A is shown where the base number of responses is less than 10 during the period. % is calculated as Quantity/Base number*100

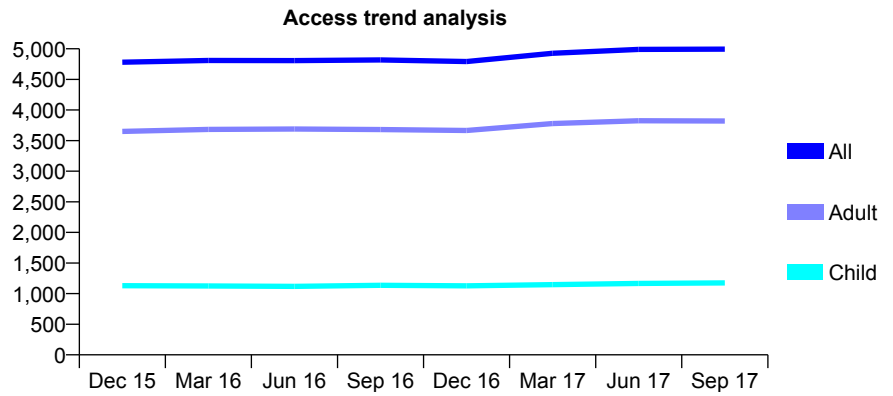
Q70 - Vital Signs At a Glance Contract Report for 237973/0001 - September 2017

Name or company name	MR S KHANNA
Contract type name	GDS Contract
Purpose of contract	General
Contract start date	01/04/2006
Contract end date	

17/18 Contracted general activity (UDA)	12,122
Carry forward general activity (UDA)	0
17/18 Contracted orthodontic activity (UOA)	0
Carry forward orthodontic activity (UOA)	0
Baseline contract value	£378,173.65

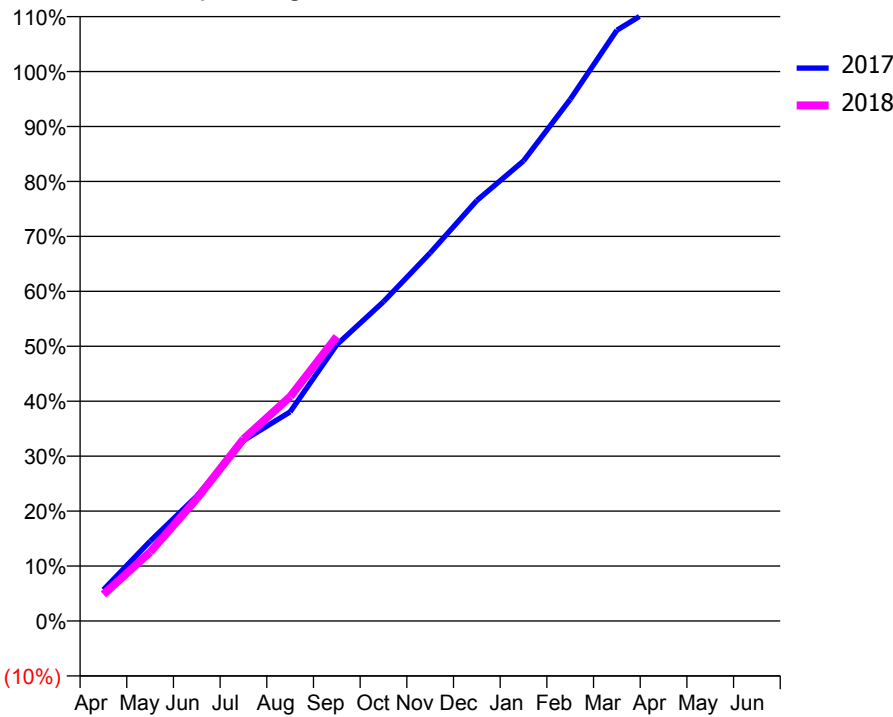
ACCESS*

Patients seen in 24 months	Total	Change since previous quarter
Quarter ending September 2016	4,817	
Quarter ending December 2016	4,793	→
Quarter ending March 2017	4,927	↑
Quarter ending June 2017	4,991	→
Quarter ending September 2017	4,995	→
Variance since September 2016	3.7%	↑



ACTIVITY

Cumulative percentage of contracted UDA delivered 2017 & 2018



Month	Adjusted Scheduled Activity (UDA)	
	2017	2018
April	691	585
May	1,760	1,521
June	2,754	2,698
July	3,982	4,014
August	4,613	4,949
September	6,096	6,275
October	7,042	
November	8,121	
December	9,277	
January	10,150	
February	11,505	
March	13,033	
April	13,658	
May	13,668	
June	13,668	

QUALITY

	Quantity	Base Number	Contract	AT	Region	England
% of FP17s for the same patient ID Re-attending within 3 months - Children	60	907	6.6%	10.1%	11.4%	11.9%
% of FP17s for the same patient ID Re-attending within 3 months - Adults	346	2,324	14.9%	14.7%	15.7%	15.9%
% of FP17s for the same patient ID Re-attending between 3 & 9 months - Children	580	907	63.9%	60.5%	60.6%	58.1%
% of FP17s for the same patient ID Re-attending between 3 & 9 months - Adults	678	2,324	29.2%	52.1%	52.0%	50.6%
% of FP17s for Band 1 Urgent Courses	288	2,949	9.8%	9.9%	9.6%	9.1%
% of FP17s Relating to Free Repair or Replacements	14	2,949	0.5%	0.6%	0.7%	0.8%
% of FP17s Relating to Continuations	50	2,949	1.7%	1.1%	1.0%	1.1%
% of Patients satisfied with the dentistry they have received	33	35	94.3%	92.2%	91.6%	91.4%
% of Patients satisfied with the time they had to wait for an appointment	32	35	91.4%	87.8%	87.9%	87.7%

* This is based on patients treated on this contract for their most recent course of treatment. Figures in italics indicate the base number of FP17s or Patient Questionnaire responses are less than 100. N/A is shown where the base number of responses is less than 10 during the period. % is calculated as Quantity/Base number*100

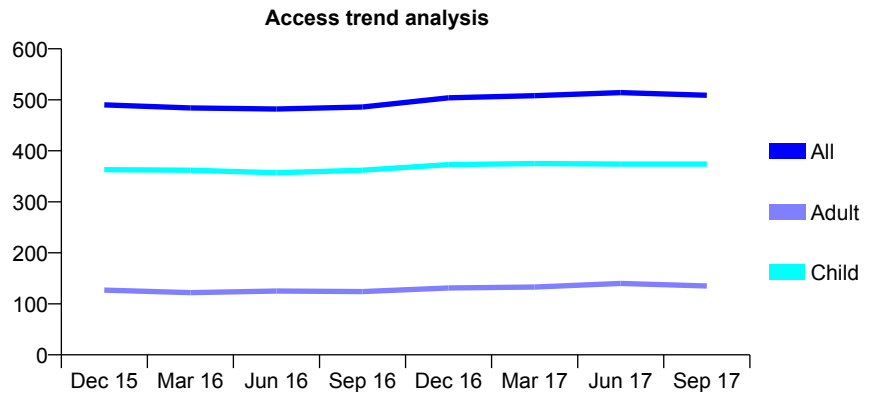
Q70 - Vital Signs At a Glance Contract Report for 244627/0001 - September 2017

Name or company name	MR MM WAUGH
Contract type name	GDS Contract
Purpose of contract	General
Contract start date	01/04/2006
Contract end date	

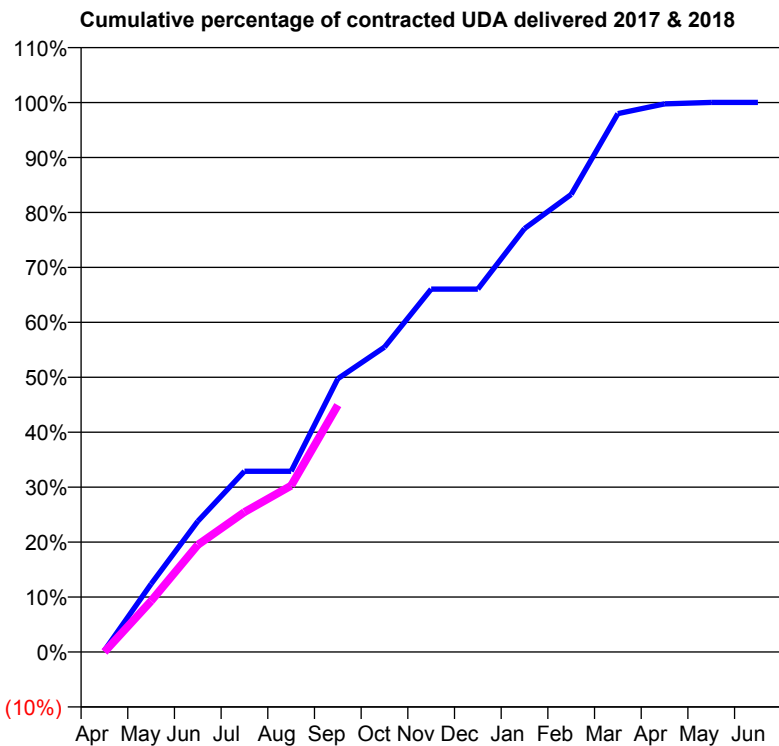
17/18 Contracted general activity (UDA)	1,099
Carry forward general activity (UDA)	0
17/18 Contracted orthodontic activity (UOA)	0
Carry forward orthodontic activity (UOA)	0
Baseline contract value	£32,000.67

ACCESS*

Patients seen in 24 months	Total	Change since previous quarter
Quarter ending September 2016	486	
Quarter ending December 2016	504	↑
Quarter ending March 2017	508	→
Quarter ending June 2017	514	→
Quarter ending September 2017	509	→
Variance since September 2016	4.7%	↑



ACTIVITY



Month	Adjusted Scheduled Activity (UDA)	
	2017	2018
April	3	0
May	136	102
June	261	214
July	362	280
August	362	333
September	547	494
October	610	
November	726	
December	726	
January	847	
February	915	
March	1,077	
April	1,096	
May	1,099	
June	1,099	

QUALITY

	Quantity	Base Number	Contract	AT	Region	England
% of FP17s for the same patient ID Re-attending within 3 months - Children	16	323	5.0%	10.1%	11.4%	11.9%
% of FP17s for the same patient ID Re-attending within 3 months - Adults	2	60	3.3%	14.7%	15.7%	15.9%
% of FP17s for the same patient ID Re-attending between 3 & 9 months - Children	248	323	76.8%	60.5%	60.6%	58.1%
% of FP17s for the same patient ID Re-attending between 3 & 9 months - Adults	41	60	68.3%	52.1%	52.0%	50.6%
% of FP17s for Band 1 Urgent Courses	14	363	3.9%	9.9%	9.6%	9.1%
% of FP17s Relating to Free Repair or Replacements	0	363	0.0%	0.6%	0.7%	0.8%
% of FP17s Relating to Continuations	2	363	0.6%	1.1%	1.0%	1.1%
% of Patients satisfied with the dentistry they have received	0	0	N/A	92.2%	91.6%	91.4%
% of Patients satisfied with the time they had to wait for an appointment	0	0	N/A	87.8%	87.9%	87.7%

* This is based on patients treated on this contract for their most recent course of treatment. Figures in italics indicate the base number of FP17s or Patient Questionnaire responses are less than 100. N/A is shown where the base number of responses is less than 10 during the period. % is calculated as Quantity/Base number*100

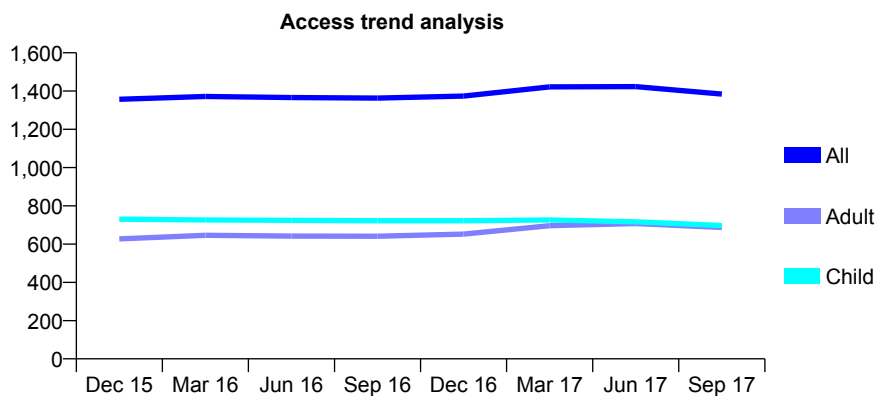
Q70 - Vital Signs At a Glance Contract Report for 253227/0001 - September 2017

Name or company name	Joanna William
Contract type name	GDS Contract
Purpose of contract	General
Contract start date	01/05/2007
Contract end date	

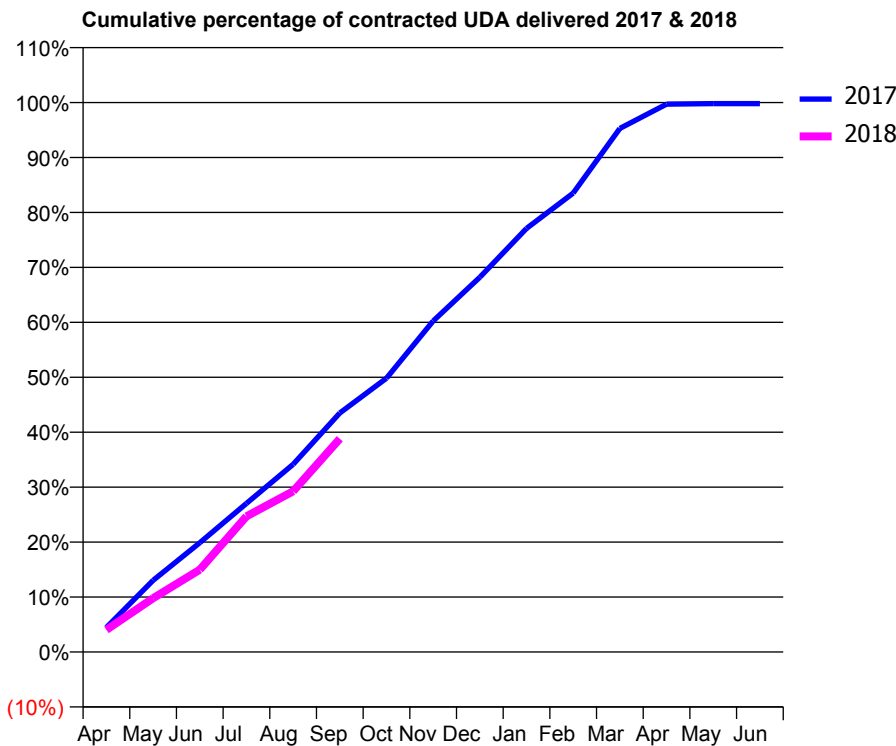
17/18 Contracted general activity (UDA)	3,350
Carry forward general activity (UDA)	6
17/18 Contracted orthodontic activity (UOA)	0
Carry forward orthodontic activity (UOA)	0
Baseline contract value	£76,105.95

ACCESS*

Patients seen in 24 months	Total	Change since previous quarter
Quarter ending September 2016	1,363	
Quarter ending December 2016	1,374	→
Quarter ending March 2017	1,422	↑
Quarter ending June 2017	1,423	→
Quarter ending September 2017	1,384	↓
Variance since September 2016	1.5%	→



ACTIVITY



Adjusted Scheduled Activity (UDA)		
Month	2017	2018
April	150	135
May	437	328
June	667	502
July	906	827
August	1,144	980
September	1,457	1,300
October	1,670	
November	2,018	
December	2,285	
January	2,582	
February	2,798	
March	3,192	
April	3,340	
May	3,343	
June	3,343	

QUALITY

	Quantity	Base Number	Contract	AT	Region	England
% of FP17s for the same patient ID Re-attending within 3 months - Children	36	544	6.6%	10.1%	11.4%	11.9%
% of FP17s for the same patient ID Re-attending within 3 months - Adults	41	417	9.8%	14.7%	15.7%	15.9%
% of FP17s for the same patient ID Re-attending between 3 & 9 months - Children	371	544	68.2%	60.5%	60.6%	58.1%
% of FP17s for the same patient ID Re-attending between 3 & 9 months - Adults	264	417	63.3%	52.1%	52.0%	50.6%
% of FP17s for Band 1 Urgent Courses	36	859	4.2%	9.9%	9.6%	9.1%
% of FP17s Relating to Free Repair or Replacements	0	859	0.0%	0.6%	0.7%	0.8%
% of FP17s Relating to Continuations	1	859	0.1%	1.1%	1.0%	1.1%
% of Patients satisfied with the dentistry they have received	1	1	N/A	92.2%	91.6%	91.4%
% of Patients satisfied with the time they had to wait for an appointment	1	1	N/A	87.8%	87.9%	87.7%

* This is based on patients treated on this contract for their most recent course of treatment. Figures in italics indicate the base number of FP17s or Patient Questionnaire responses are less than 100. N/A is shown where the base number of responses is less than 10 during the period. % is calculated as Quantity/Base number*100

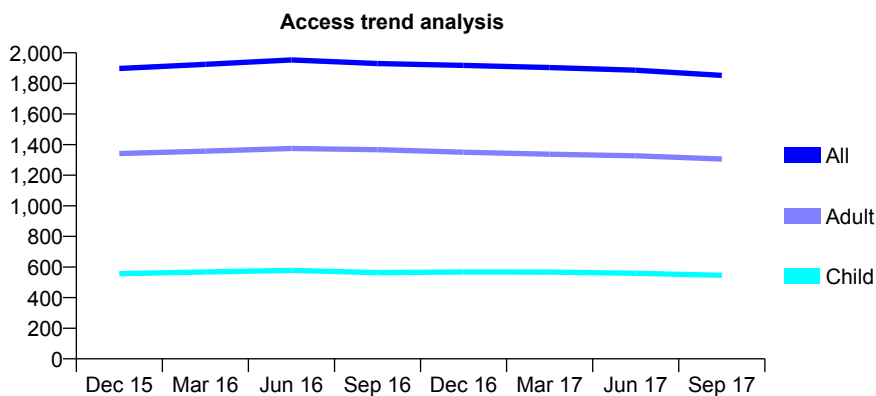
Q70 - Vital Signs At a Glance Contract Report for 253804/0001 - September 2017

Name or company name	MRS SC FENTON
Contract type name	GDS Contract
Purpose of contract	General
Contract start date	01/04/2006
Contract end date	

17/18 Contracted general activity (UDA)	6,500
Carry forward general activity (UDA)	92
17/18 Contracted orthodontic activity (UOA)	0
Carry forward orthodontic activity (UOA)	0
Baseline contract value	£153,930.91

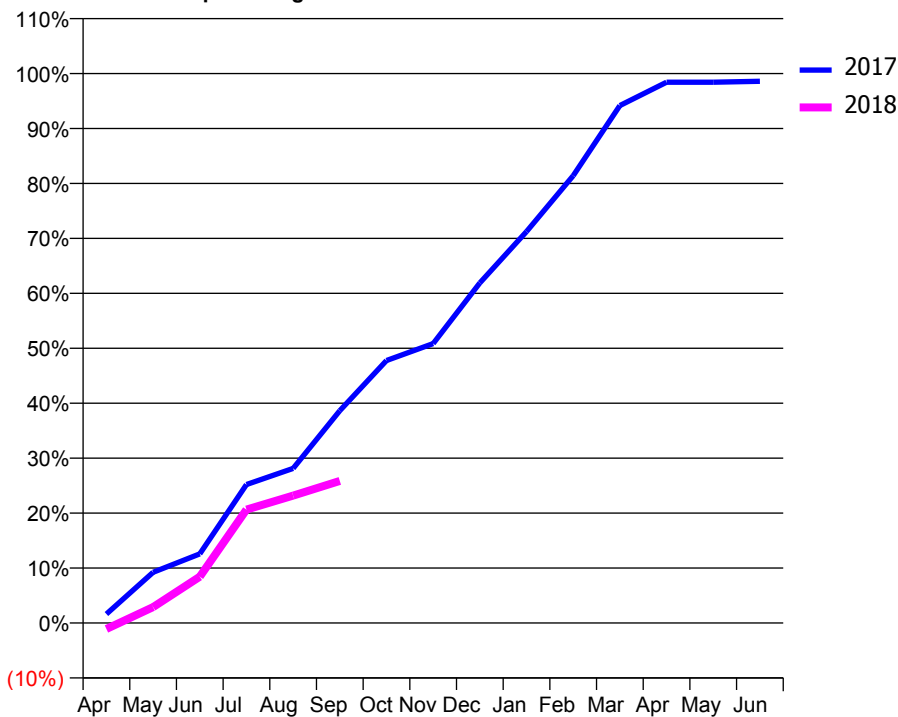
ACCESS*

Patients seen in 24 months	Total	Change since previous quarter
Quarter ending September 2016	1,930	
Quarter ending December 2016	1,918	→
Quarter ending March 2017	1,904	→
Quarter ending June 2017	1,886	→
Quarter ending September 2017	1,852	↓
Variance since September 2016	(4.0%)	↓



ACTIVITY

Cumulative percentage of contracted UDA delivered 2017 & 2018



Adjusted Scheduled Activity (UDA)

Month	2017	2018
April	106	-72
May	600	189
June	818	548
July	1,638	1,342
August	1,830	1,507
September	2,512	1,681
October	3,104	
November	3,305	
December	4,024	
January	4,630	
February	5,291	
March	6,121	
April	6,397	
May	6,396	
June	6,407	

QUALITY

	Quantity	Base Number	Contract	AT	Region	England
% of FP17s for the same patient ID Re-attending within 3 months - Children	16	295	5.4%	10.1%	11.4%	11.9%
% of FP17s for the same patient ID Re-attending within 3 months - Adults	126	772	16.3%	14.7%	15.7%	15.9%
% of FP17s for the same patient ID Re-attending between 3 & 9 months - Children	212	295	71.9%	60.5%	60.6%	58.1%
% of FP17s for the same patient ID Re-attending between 3 & 9 months - Adults	494	772	64.0%	52.1%	52.0%	50.6%
% of FP17s for Band 1 Urgent Courses	72	934	7.7%	9.9%	9.6%	9.1%
% of FP17s Relating to Free Repair or Replacements	15	934	1.6%	0.6%	0.7%	0.8%
% of FP17s Relating to Continuations	5	934	0.5%	1.1%	1.0%	1.1%
% of Patients satisfied with the dentistry they have received	1	2	N/A	92.2%	91.6%	91.4%
% of Patients satisfied with the time they had to wait for an appointment	0	2	N/A	87.8%	87.9%	87.7%

* This is based on patients treated on this contract for their most recent course of treatment. Figures in italics indicate the base number of FP17s or Patient Questionnaire responses are less than 100. N/A is shown where the base number of responses is less than 10 during the period. % is calculated as Quantity/Base number*100

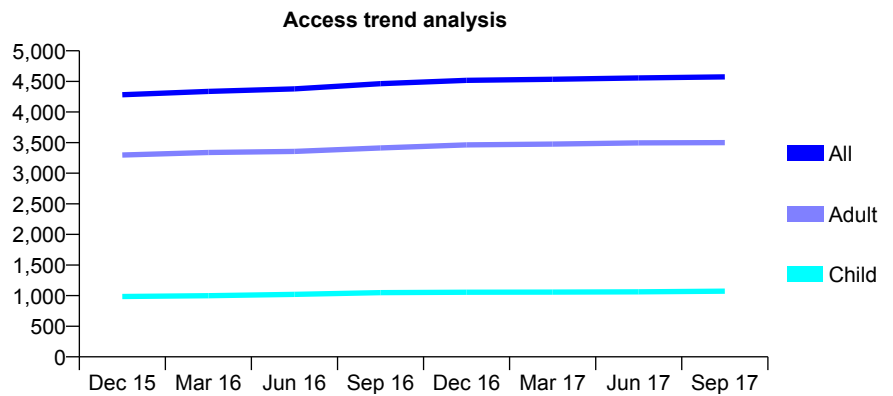
Q70 - Vital Signs At a Glance Contract Report for 256617/0002 - September 2017

Name or company name	MR NK TANK
Contract type name	GDS Contract
Purpose of contract	General
Contract start date	01/07/2006
Contract end date	

17/18 Contracted general activity (UDA)	12,500
Carry forward general activity (UDA)	176
17/18 Contracted orthodontic activity (UOA)	0
Carry forward orthodontic activity (UOA)	0
Baseline contract value	£353,204.30

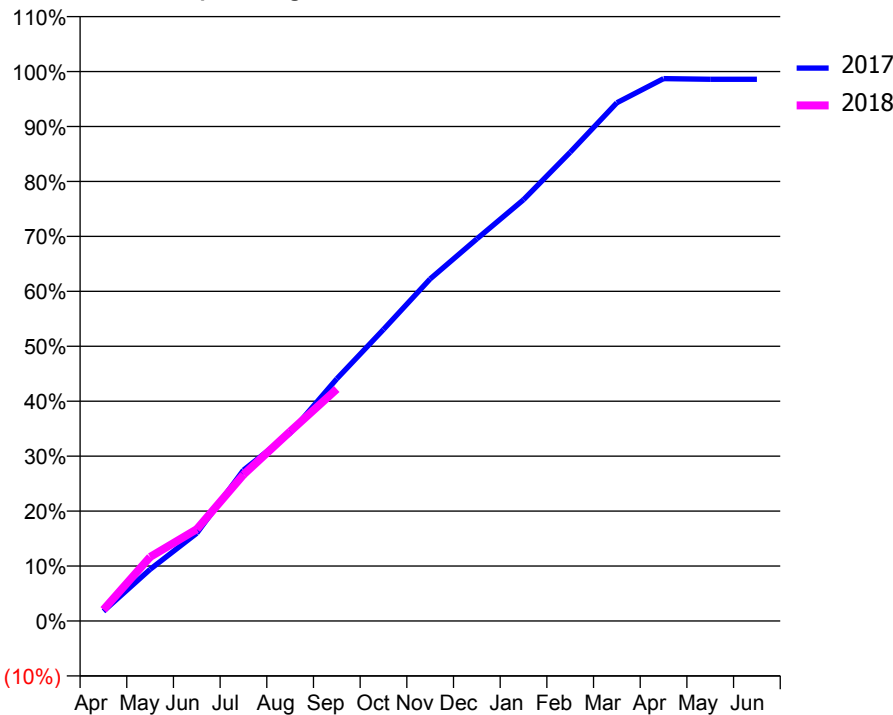
ACCESS*

Patients seen in 24 months	Total	Change since previous quarter
Quarter ending September 2016	4,462	
Quarter ending December 2016	4,517	→
Quarter ending March 2017	4,534	→
Quarter ending June 2017	4,557	→
Quarter ending September 2017	4,574	→
Variance since September 2016	2.5%	↑



ACTIVITY

Cumulative percentage of contracted UDA delivered 2017 & 2018



Month	Adjusted Scheduled Activity (UDA)	
	2017	2018
April	223	255
May	1,174	1,456
June	1,999	2,088
July	3,434	3,330
August	4,276	4,311
September	5,510	5,277
October	6,633	
November	7,783	
December	8,693	
January	9,585	
February	10,664	
March	11,788	
April	12,338	
May	12,323	
June	12,324	

QUALITY

	Quantity	Base Number	Contract	AT	Region	England
% of FP17s for the same patient ID Re-attending within 3 months - Children	59	896	6.6%	10.1%	11.4%	11.9%
% of FP17s for the same patient ID Re-attending within 3 months - Adults	363	2,376	15.3%	14.7%	15.7%	15.9%
% of FP17s for the same patient ID Re-attending between 3 & 9 months - Children	610	896	68.1%	60.5%	60.6%	58.1%
% of FP17s for the same patient ID Re-attending between 3 & 9 months - Adults	1,242	2,376	52.3%	52.1%	52.0%	50.6%
% of FP17s for Band 1 Urgent Courses	337	3,010	11.2%	9.9%	9.6%	9.1%
% of FP17s Relating to Free Repair or Replacements	42	3,010	1.4%	0.6%	0.7%	0.8%
% of FP17s Relating to Continuations	13	3,010	0.4%	1.1%	1.0%	1.1%
% of Patients satisfied with the dentistry they have received	7	7	N/A	92.2%	91.6%	91.4%
% of Patients satisfied with the time they had to wait for an appointment	6	7	N/A	87.8%	87.9%	87.7%

* This is based on patients treated on this contract for their most recent course of treatment. Figures in italics indicate the base number of FP17s or Patient Questionnaire responses are less than 100. N/A is shown where the base number of responses is less than 10 during the period. % is calculated as Quantity/Base number*100

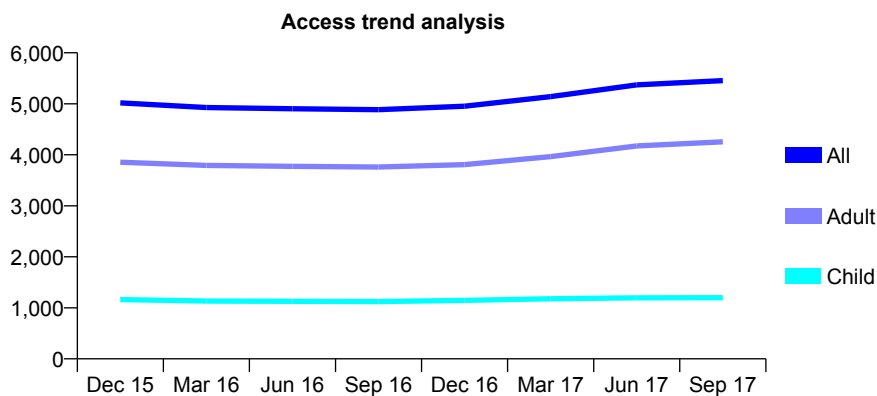
Q70 - Vital Signs At a Glance Contract Report for 258385/0001 - September 2017

Name or company name	MR PD WOODHOUSE
Contract type name	GDS Contract
Purpose of contract	General
Contract start date	01/04/2006
Contract end date	

17/18 Contracted general activity (UDA)	14,269
Carry forward general activity (UDA)	0
17/18 Contracted orthodontic activity (UOA)	0
Carry forward orthodontic activity (UOA)	0
Baseline contract value	£424,456.14

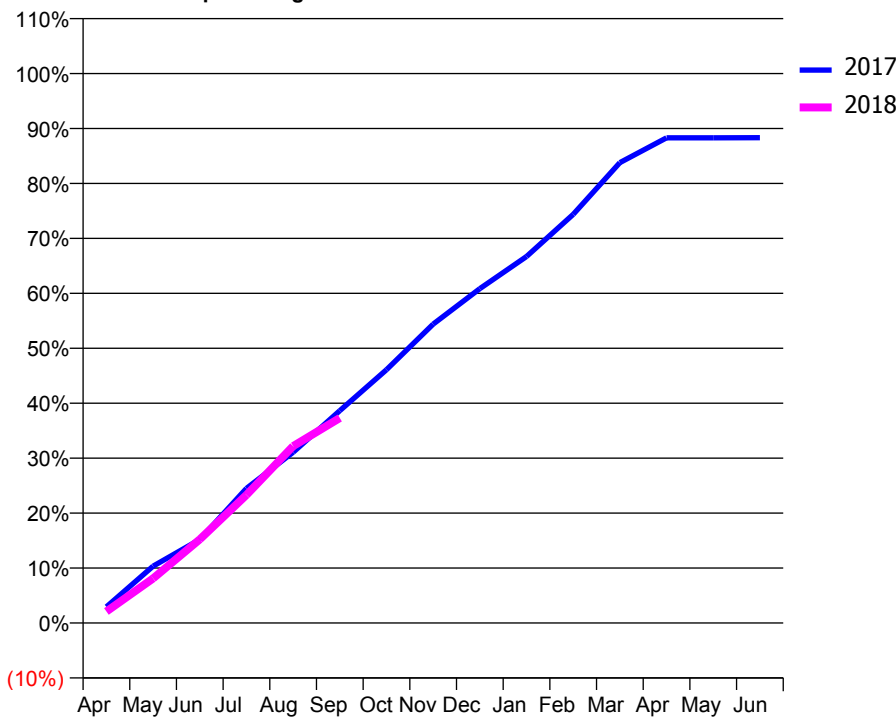
ACCESS*

Patients seen in 24 months	Total	Change since previous quarter
Quarter ending September 2016	4,885	
Quarter ending December 2016	4,954	→
Quarter ending March 2017	5,142	↑
Quarter ending June 2017	5,370	↑
Quarter ending September 2017	5,454	→
Variance since September 2016	11.6%	↑



ACTIVITY

Cumulative percentage of contracted UDA delivered 2017 & 2018



Month	Adjusted Scheduled Activity (UDA)	
	2017	2018
April	419	301
May	1,476	1,159
June	2,168	2,172
July	3,494	3,327
August	4,435	4,595
September	5,515	5,323
October	6,577	
November	7,762	
December	8,681	
January	9,516	
February	10,611	
March	11,954	
April	12,598	
May	12,600	
June	12,603	

QUALITY

	Quantity	Base Number	Contract	AT	Region	England
% of FP17s for the same patient ID Re-attending within 3 months - Children	62	995	6.2%	10.1%	11.4%	11.9%
% of FP17s for the same patient ID Re-attending within 3 months - Adults	595	3,462	17.2%	14.7%	15.7%	15.9%
% of FP17s for the same patient ID Re-attending between 3 & 9 months - Children	649	995	65.2%	60.5%	60.6%	58.1%
% of FP17s for the same patient ID Re-attending between 3 & 9 months - Adults	1,799	3,462	52.0%	52.1%	52.0%	50.6%
% of FP17s for Band 1 Urgent Courses	285	2,975	9.6%	9.9%	9.6%	9.1%
% of FP17s Relating to Free Repair or Replacements	14	2,975	0.5%	0.6%	0.7%	0.8%
% of FP17s Relating to Continuations	47	2,975	1.6%	1.1%	1.0%	1.1%
% of Patients satisfied with the dentistry they have received	10	10	100.0%	92.2%	91.6%	91.4%
% of Patients satisfied with the time they had to wait for an appointment	10	10	100.0%	87.8%	87.9%	87.7%

* This is based on patients treated on this contract for their most recent course of treatment. Figures in italics indicate the base number of FP17s or Patient Questionnaire responses are less than 100. N/A is shown where the base number of responses is less than 10 during the period. % is calculated as Quantity/Base number*100

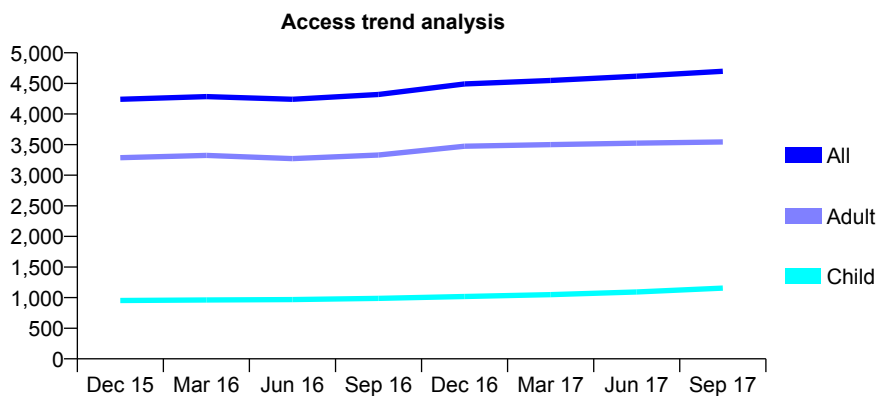
Q70 - Vital Signs At a Glance Contract Report for 262471/0001 - September 2017

Name or company name	MR B ANSARI
Contract type name	GDS Contract
Purpose of contract	General
Contract start date	01/04/2006
Contract end date	

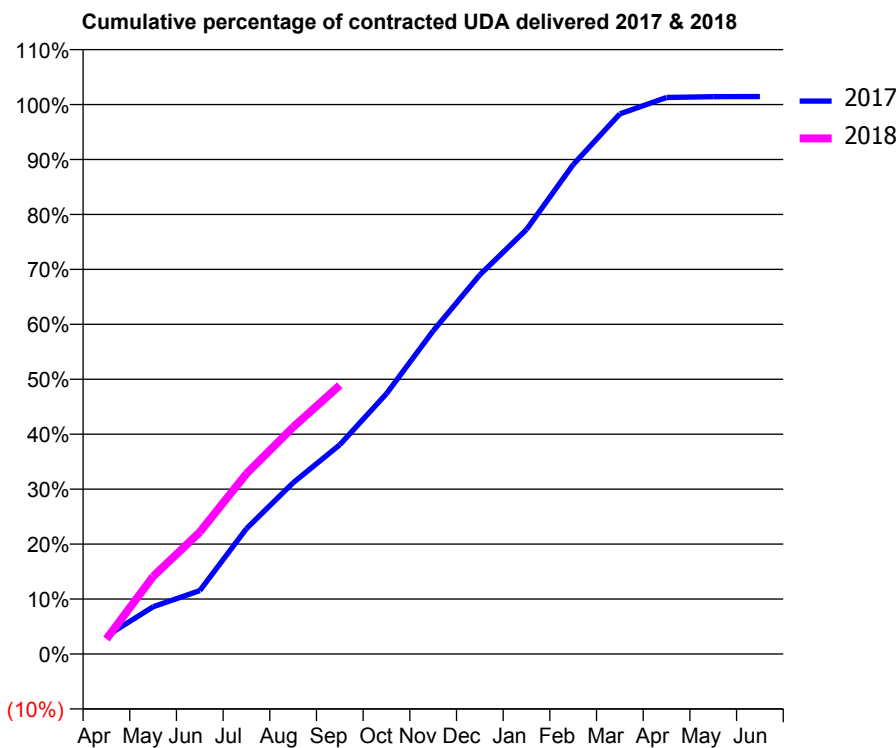
17/18 Contracted general activity (UDA)	14,743
Carry forward general activity (UDA)	0
17/18 Contracted orthodontic activity (UOA)	0
Carry forward orthodontic activity (UOA)	0
Baseline contract value	£365,514.06

ACCESS*

Patients seen in 24 months	Total	Change since previous quarter
Quarter ending September 2016	4,319	
Quarter ending December 2016	4,492	↑
Quarter ending March 2017	4,549	→
Quarter ending June 2017	4,617	→
Quarter ending September 2017	4,698	→
Variance since September 2016	8.8%	↑



ACTIVITY



Month	Adjusted Scheduled Activity (UDA)	
	2017	2018
April	481	402
May	1,267	2,079
June	1,702	3,271
July	3,366	4,838
August	4,596	6,087
September	5,614	7,210
October	6,986	
November	8,672	
December	10,172	
January	11,391	
February	13,131	
March	14,492	
April	14,931	
May	14,954	
June	14,956	

QUALITY

	Quantity	Base Number	Contract	AT	Region	England
% of FP17s for the same patient ID Re-attending within 3 months - Children	106	881	12.0%	10.1%	11.4%	11.9%
% of FP17s for the same patient ID Re-attending within 3 months - Adults	330	2,009	16.4%	14.7%	15.7%	15.9%
% of FP17s for the same patient ID Re-attending between 3 & 9 months - Children	453	881	51.4%	60.5%	60.6%	58.1%
% of FP17s for the same patient ID Re-attending between 3 & 9 months - Adults	920	2,009	45.8%	52.1%	52.0%	50.6%
% of FP17s for Band 1 Urgent Courses	406	2,737	14.8%	9.9%	9.6%	9.1%
% of FP17s Relating to Free Repair or Replacements	5	2,737	0.2%	0.6%	0.7%	0.8%
% of FP17s Relating to Continuations	1	2,737	0.0%	1.1%	1.0%	1.1%
% of Patients satisfied with the dentistry they have received	10	11	90.9%	92.2%	91.6%	91.4%
% of Patients satisfied with the time they had to wait for an appointment	9	11	81.8%	87.8%	87.9%	87.7%

* This is based on patients treated on this contract for their most recent course of treatment. Figures in italics indicate the base number of FP17s or Patient Questionnaire responses are less than 100. N/A is shown where the base number of responses is less than 10 during the period. % is calculated as Quantity/Base number*100

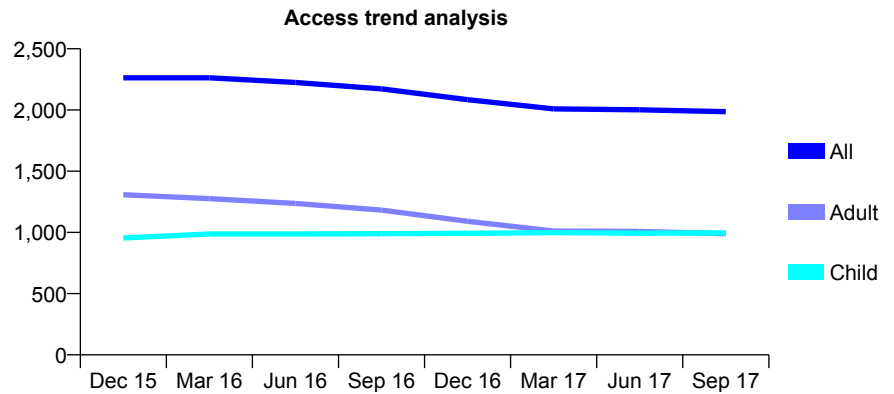
Q70 - Vital Signs At a Glance Contract Report for 263338/0001 - September 2017

Name or company name	MR GS WILBY-LOPEZ
Contract type name	GDS Contract
Purpose of contract	General
Contract start date	29/09/2006
Contract end date	

17/18 Contracted general activity (UDA)	5,000
Carry forward general activity (UDA)	120
17/18 Contracted orthodontic activity (UOA)	0
Carry forward orthodontic activity (UOA)	0
Baseline contract value	£121,210.73

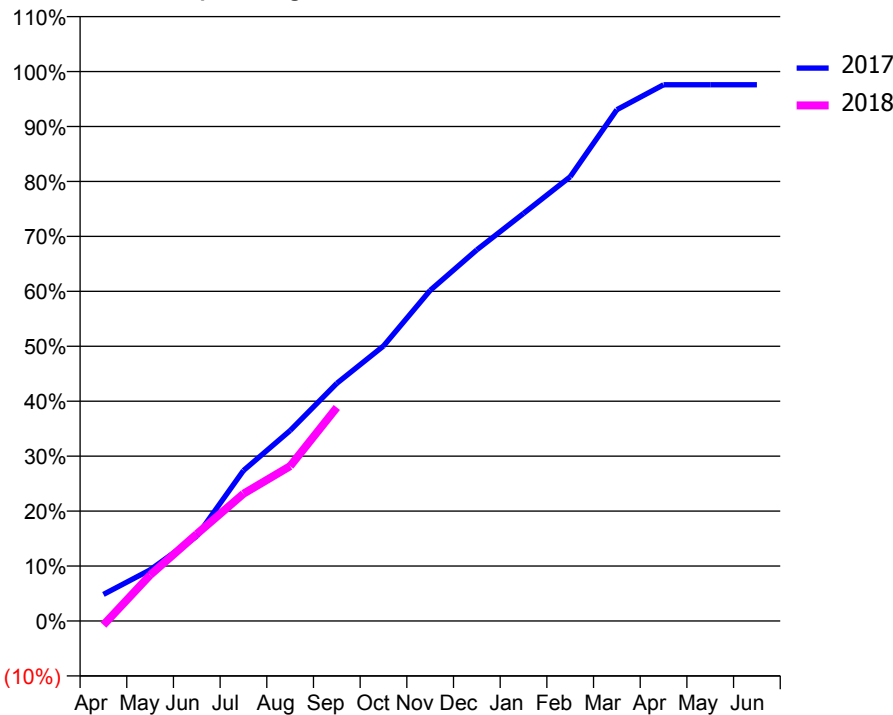
ACCESS*

Patients seen in 24 months	Total	Change since previous quarter
Quarter ending September 2016	2,173	
Quarter ending December 2016	2,084	↓
Quarter ending March 2017	2,009	↓
Quarter ending June 2017	2,002	→
Quarter ending September 2017	1,986	→
Variance since September 2016	(8.6%)	↓



ACTIVITY

Cumulative percentage of contracted UDA delivered 2017 & 2018



Month	Adjusted Scheduled Activity (UDA)	
	2017	2018
April	242	-37
May	466	418
June	773	791
July	1,370	1,158
August	1,734	1,409
September	2,162	1,943
October	2,503	
November	3,009	
December	3,377	
January	3,709	
February	4,043	
March	4,653	
April	4,879	
May	4,879	
June	4,879	

QUALITY

	Quantity	Base Number	Contract	AT	Region	England
% of FP17s for the same patient ID Re-attending within 3 months - Children	40	848	4.7%	10.1%	11.4%	11.9%
% of FP17s for the same patient ID Re-attending within 3 months - Adults	116	737	15.7%	14.7%	15.7%	15.9%
% of FP17s for the same patient ID Re-attending between 3 & 9 months - Children	622	848	73.3%	60.5%	60.6%	58.1%
% of FP17s for the same patient ID Re-attending between 3 & 9 months - Adults	523	737	71.0%	52.1%	52.0%	50.6%
% of FP17s for Band 1 Urgent Courses	95	1,426	6.7%	9.9%	9.6%	9.1%
% of FP17s Relating to Free Repair or Replacements	12	1,426	0.8%	0.6%	0.7%	0.8%
% of FP17s Relating to Continuations	26	1,426	1.8%	1.1%	1.0%	1.1%
% of Patients satisfied with the dentistry they have received	3	4	N/A	92.2%	91.6%	91.4%
% of Patients satisfied with the time they had to wait for an appointment	3	4	N/A	87.8%	87.9%	87.7%

* This is based on patients treated on this contract for their most recent course of treatment. Figures in italics indicate the base number of FP17s or Patient Questionnaire responses are less than 100. N/A is shown where the base number of responses is less than 10 during the period. % is calculated as Quantity/Base number*100

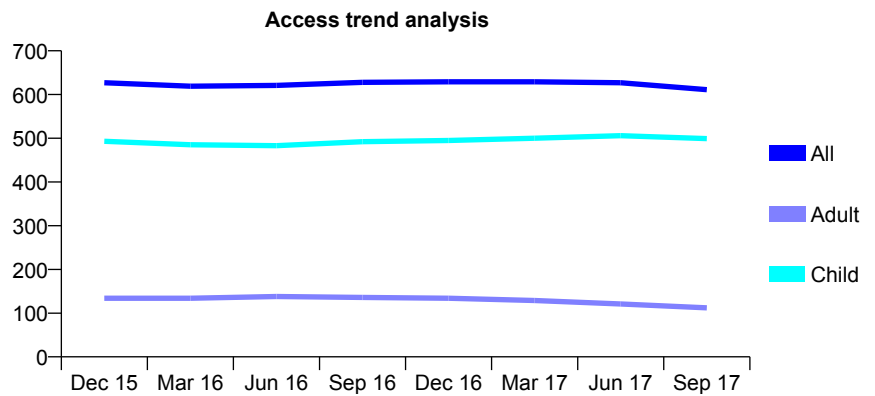
Q70 - Vital Signs At a Glance Contract Report for 305154/0001 - September 2017

Name or company name	MR PD KENNY
Contract type name	GDS Contract
Purpose of contract	General
Contract start date	01/04/2006
Contract end date	

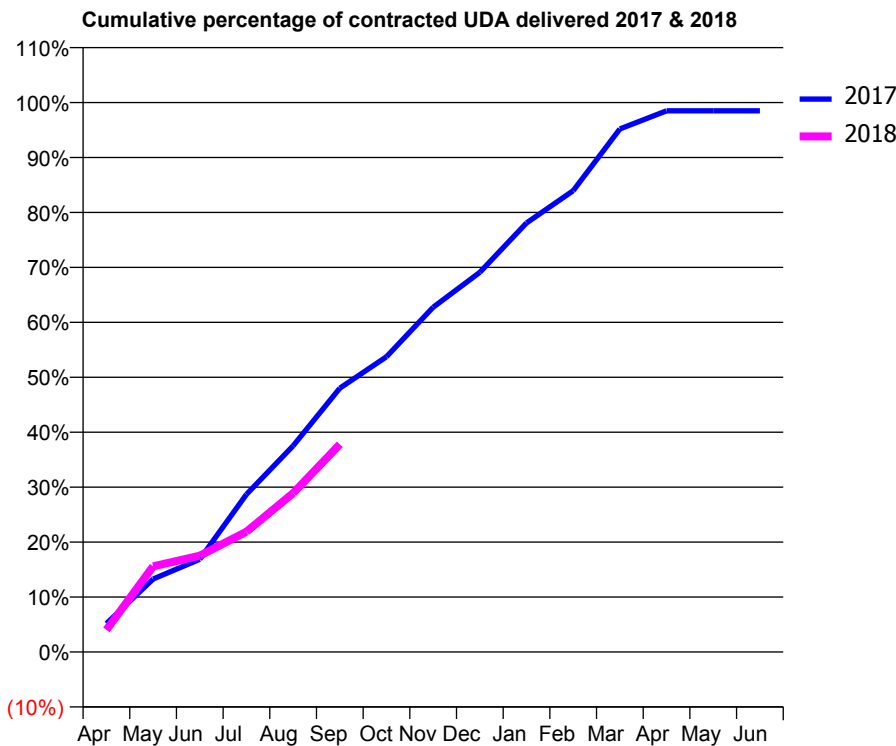
17/18 Contracted general activity (UDA)	1,350
Carry forward general activity (UDA)	20
17/18 Contracted orthodontic activity (UOA)	0
Carry forward orthodontic activity (UOA)	0
Baseline contract value	£28,942.72

ACCESS*

Patients seen in 24 months	Total	Change since previous quarter
Quarter ending September 2016	628	
Quarter ending December 2016	629	→
Quarter ending March 2017	629	→
Quarter ending June 2017	627	→
Quarter ending September 2017	611	↓
Variance since September 2016	(2.7%)	↓



ACTIVITY



Adjusted Scheduled Activity (UDA)		
Month	2017	2018
April	70	54
May	179	210
June	228	237
July	387	296
August	507	390
September	648	510
October	725	
November	847	
December	933	
January	1,054	
February	1,133	
March	1,285	
April	1,330	
May	1,330	
June	1,330	

QUALITY

	Quantity	Base Number	Contract	AT	Region	England
% of FP17s for the same patient ID Re-attending within 3 months - Children	28	426	6.6%	10.1%	11.4%	11.9%
% of FP17s for the same patient ID Re-attending within 3 months - Adults	7	46	15.2%	14.7%	15.7%	15.9%
% of FP17s for the same patient ID Re-attending between 3 & 9 months - Children	308	426	72.3%	60.5%	60.6%	58.1%
% of FP17s for the same patient ID Re-attending between 3 & 9 months - Adults	22	46	47.8%	52.1%	52.0%	50.6%
% of FP17s for Band 1 Urgent Courses	12	436	2.8%	9.9%	9.6%	9.1%
% of FP17s Relating to Free Repair or Replacements	0	436	0.0%	0.6%	0.7%	0.8%
% of FP17s Relating to Continuations	1	436	0.2%	1.1%	1.0%	1.1%
% of Patients satisfied with the dentistry they have received	0	0	N/A	92.2%	91.6%	91.4%
% of Patients satisfied with the time they had to wait for an appointment	0	0	N/A	87.8%	87.9%	87.7%

* This is based on patients treated on this contract for their most recent course of treatment. Figures in italics indicate the base number of FP17s or Patient Questionnaire responses are less than 100. N/A is shown where the base number of responses is less than 10 during the period. % is calculated as Quantity/Base number*100

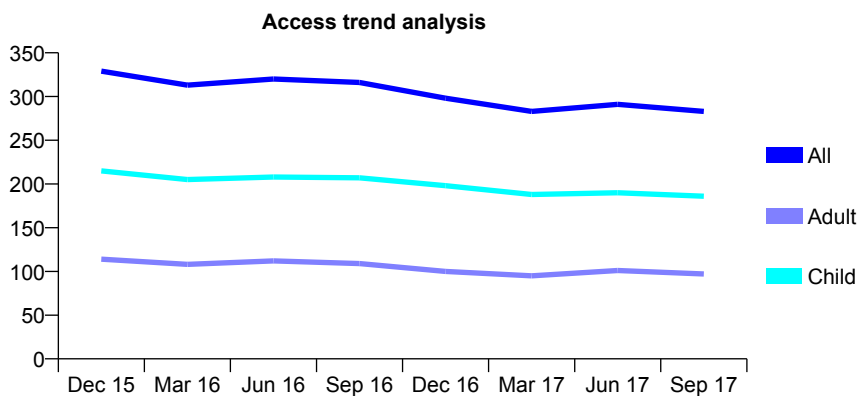
Q70 - Vital Signs At a Glance Contract Report for 305650/0001 - September 2017

Name or company name	MR SP KING
Contract type name	GDS Contract
Purpose of contract	General
Contract start date	01/10/2012
Contract end date	

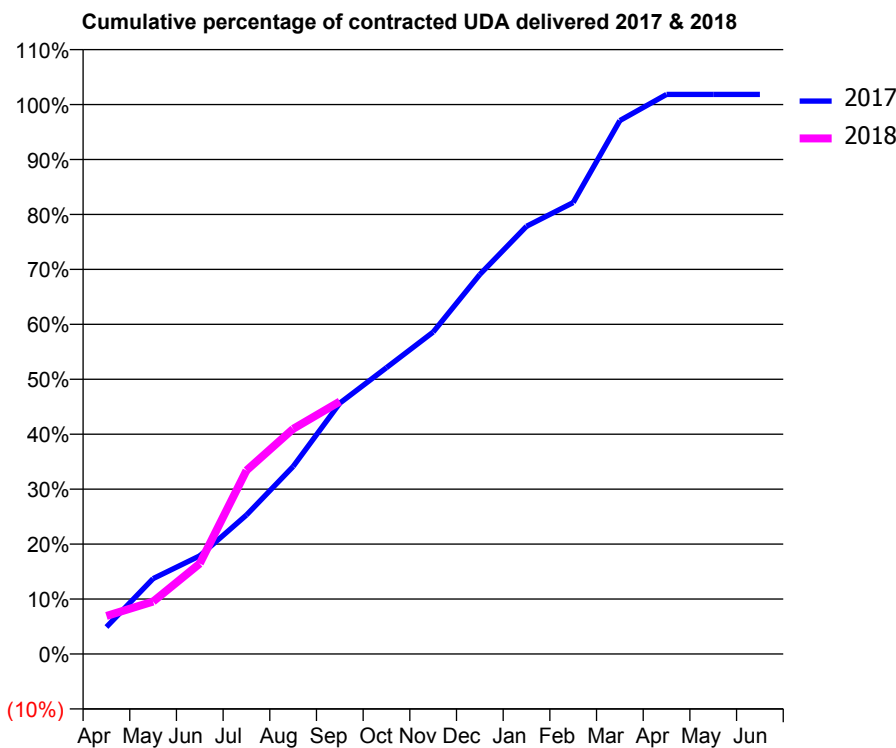
17/18 Contracted general activity (UDA)	650
Carry forward general activity (UDA)	0
17/18 Contracted orthodontic activity (UOA)	0
Carry forward orthodontic activity (UOA)	0
Baseline contract value	£15,247.30

ACCESS*

Patients seen in 24 months	Total	Change since previous quarter
Quarter ending September 2016	316	
Quarter ending December 2016	298	↓
Quarter ending March 2017	283	↓
Quarter ending June 2017	291	↑
Quarter ending September 2017	283	↓
Variance since September 2016	(10.4%)	↓



ACTIVITY



Adjusted Scheduled Activity (UDA)		
Month	2017	2018
April	32	45
May	89	62
June	116	107
July	164	217
August	222	266
September	297	299
October	339	
November	381	
December	449	
January	506	
February	534	
March	631	
April	662	
May	662	
June	662	

QUALITY

	Quantity	Base Number	Contract	AT	Region	England
% of FP17s for the same patient ID Re-attending within 3 months - Children	9	130	6.9%	10.1%	11.4%	11.9%
% of FP17s for the same patient ID Re-attending within 3 months - Adults	7	55	12.7%	14.7%	15.7%	15.9%
% of FP17s for the same patient ID Re-attending between 3 & 9 months - Children	84	130	64.6%	60.5%	60.6%	58.1%
% of FP17s for the same patient ID Re-attending between 3 & 9 months - Adults	23	55	41.8%	52.1%	52.0%	50.6%
% of FP17s for Band 1 Urgent Courses	3	171	1.8%	9.9%	9.6%	9.1%
% of FP17s Relating to Free Repair or Replacements	0	171	0.0%	0.6%	0.7%	0.8%
% of FP17s Relating to Continuations	4	171	2.3%	1.1%	1.0%	1.1%
% of Patients satisfied with the dentistry they have received	0	0	N/A	92.2%	91.6%	91.4%
% of Patients satisfied with the time they had to wait for an appointment	0	0	N/A	87.8%	87.9%	87.7%

* This is based on patients treated on this contract for their most recent course of treatment. Figures in italics indicate the base number of FP17s or Patient Questionnaire responses are less than 100. N/A is shown where the base number of responses is less than 10 during the period. % is calculated as Quantity/Base number*100

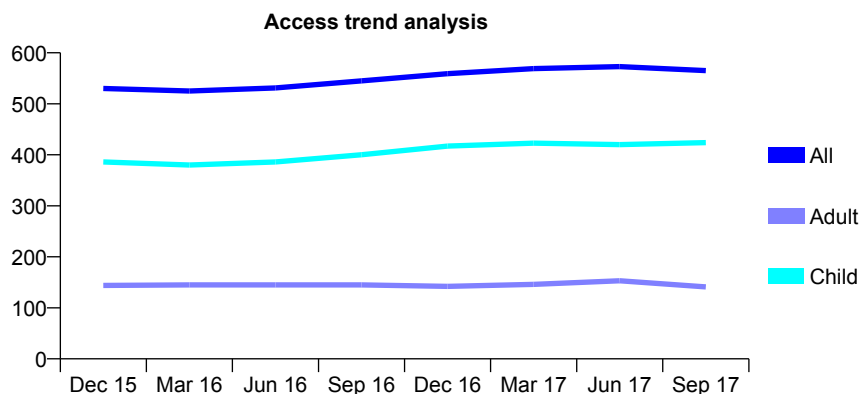
Q70 - Vital Signs At a Glance Contract Report for 307181/0001 - September 2017

Name or company name	Dr Samit Chitre
Contract type name	GDS Contract
Purpose of contract	General
Contract start date	01/04/2006
Contract end date	

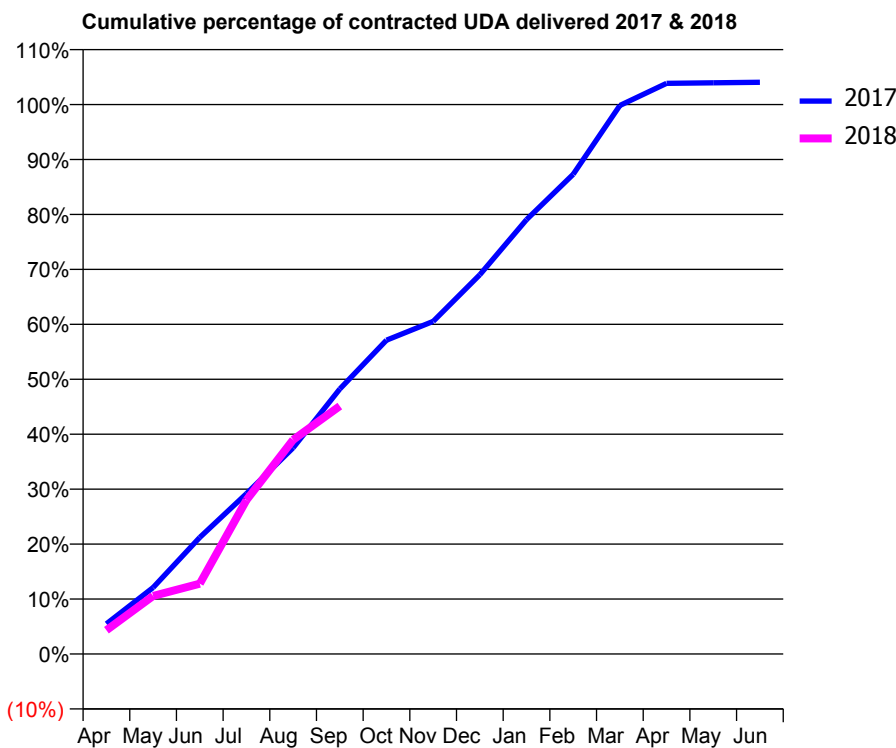
17/18 Contracted general activity (UDA)	1,000
Carry forward general activity (UDA)	0
17/18 Contracted orthodontic activity (UOA)	0
Carry forward orthodontic activity (UOA)	0
Baseline contract value	£23,011.71

ACCESS*

Patients seen in 24 months	Total	Change since previous quarter
Quarter ending September 2016	545	
Quarter ending December 2016	559	↑
Quarter ending March 2017	569	→
Quarter ending June 2017	573	→
Quarter ending September 2017	565	↓
Variance since September 2016	3.7%	↑



ACTIVITY



Month	Adjusted Scheduled Activity (UDA)	
	2017	2018
April	55	43
May	121	106
June	212	128
July	292	280
August	375	390
September	482	451
October	571	
November	605	
December	690	
January	790	
February	873	
March	998	
April	1,038	
May	1,039	
June	1,040	

QUALITY

	Quantity	Base Number	Contract	AT	Region	England
% of FP17s for the same patient ID Re-attending within 3 months - Children	20	346	5.8%	10.1%	11.4%	11.9%
% of FP17s for the same patient ID Re-attending within 3 months - Adults	3	46	6.5%	14.7%	15.7%	15.9%
% of FP17s for the same patient ID Re-attending between 3 & 9 months - Children	246	346	71.1%	60.5%	60.6%	58.1%
% of FP17s for the same patient ID Re-attending between 3 & 9 months - Adults	22	46	47.8%	52.1%	52.0%	50.6%
% of FP17s for Band 1 Urgent Courses	21	351	6.0%	9.9%	9.6%	9.1%
% of FP17s Relating to Free Repair or Replacements	1	351	0.3%	0.6%	0.7%	0.8%
% of FP17s Relating to Continuations	1	351	0.3%	1.1%	1.0%	1.1%
% of Patients satisfied with the dentistry they have received	0	0	N/A	92.2%	91.6%	91.4%
% of Patients satisfied with the time they had to wait for an appointment	0	0	N/A	87.8%	87.9%	87.7%

* This is based on patients treated on this contract for their most recent course of treatment. Figures in italics indicate the base number of FP17s or Patient Questionnaire responses are less than 100. N/A is shown where the base number of responses is less than 10 during the period. % is calculated as Quantity/Base number*100

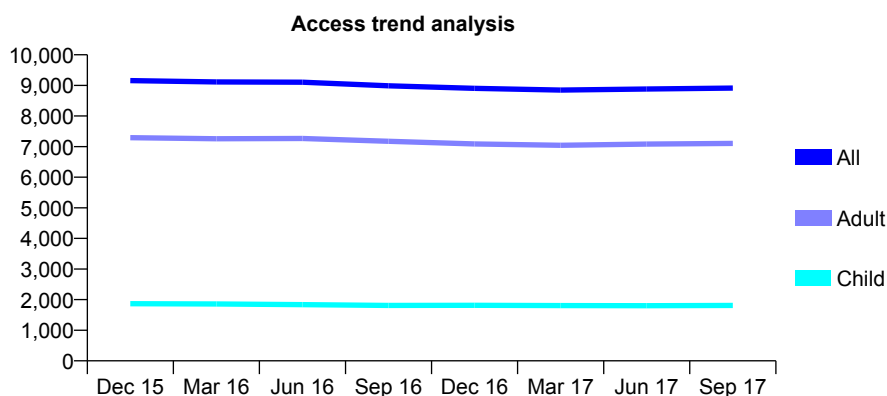
Q70 - Vital Signs At a Glance Contract Report for 321532/0001 - September 2017

Name or company name	Maple House Dental Practice
Contract type name	GDS Contract
Purpose of contract	General
Contract start date	01/04/2006
Contract end date	

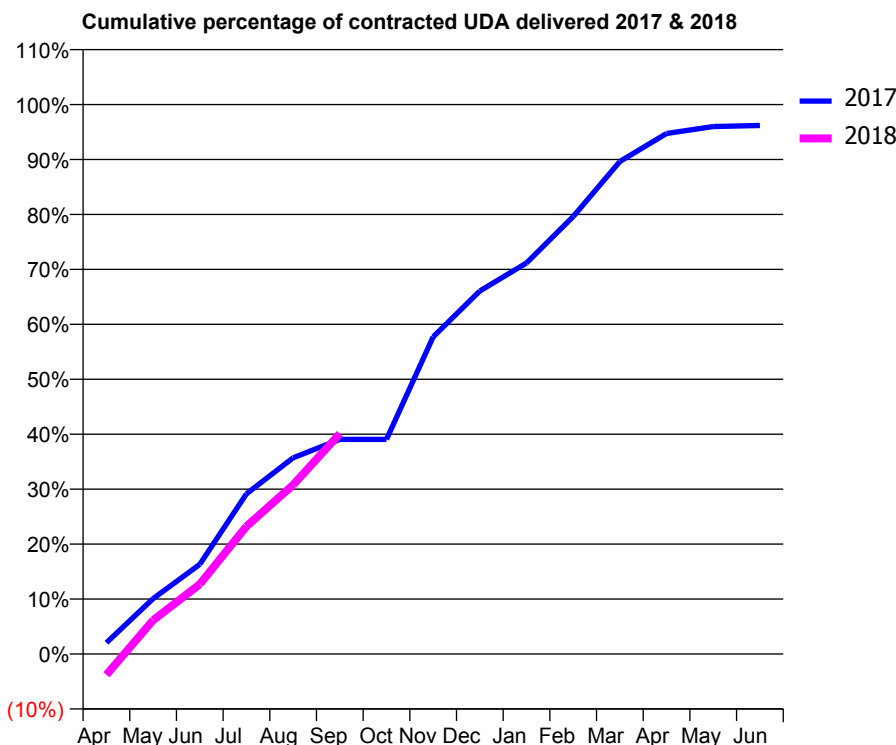
17/18 Contracted general activity (UDA)	25,659
Carry forward general activity (UDA)	976
17/18 Contracted orthodontic activity (UOA)	0
Carry forward orthodontic activity (UOA)	0
Baseline contract value	£567,408.33

ACCESS*

Patients seen in 24 months	Total	Change since previous quarter
Quarter ending September 2016	8,986	
Quarter ending December 2016	8,902	→
Quarter ending March 2017	8,848	→
Quarter ending June 2017	8,884	→
Quarter ending September 2017	8,915	→
Variance since September 2016	(0.8%)	→



ACTIVITY



Month	Adjusted Scheduled Activity (UDA)	
	2017	2018
April	528	-976
May	2,586	1,577
June	4,190	3,262
July	7,484	5,961
August	9,164	7,897
September	10,020	10,289
October	10,020	
November	14,811	
December	16,951	
January	18,262	
February	20,426	
March	22,996	
April	24,305	
May	24,628	
June	24,682	

QUALITY

	Quantity	Base Number	Contract	AT	Region	England
% of FP17s for the same patient ID Re-attending within 3 months - Children	98	1,539	6.4%	10.1%	11.4%	11.9%
% of FP17s for the same patient ID Re-attending within 3 months - Adults	750	5,818	12.9%	14.7%	15.7%	15.9%
% of FP17s for the same patient ID Re-attending between 3 & 9 months - Children	960	1,539	62.4%	60.5%	60.6%	58.1%
% of FP17s for the same patient ID Re-attending between 3 & 9 months - Adults	3,668	5,818	63.0%	52.1%	52.0%	50.6%
% of FP17s for Band 1 Urgent Courses	340	6,125	5.6%	9.9%	9.6%	9.1%
% of FP17s Relating to Free Repair or Replacements	75	6,125	1.2%	0.6%	0.7%	0.8%
% of FP17s Relating to Continuations	116	6,125	1.9%	1.1%	1.0%	1.1%
% of Patients satisfied with the dentistry they have received	16	16	100.0%	92.2%	91.6%	91.4%
% of Patients satisfied with the time they had to wait for an appointment	15	16	93.8%	87.8%	87.9%	87.7%

* This is based on patients treated on this contract for their most recent course of treatment. Figures in italics indicate the base number of FP17s or Patient Questionnaire responses are less than 100. N/A is shown where the base number of responses is less than 10 during the period. % is calculated as Quantity/Base number*100

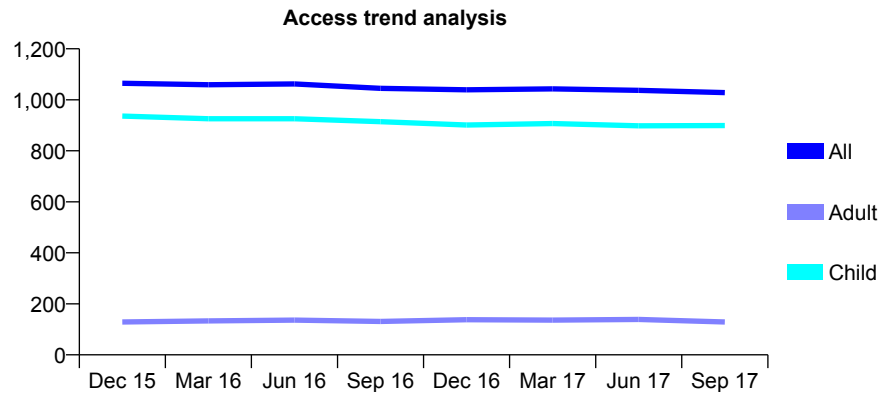
Q70 - Vital Signs At a Glance Contract Report for 321788/0001 - September 2017

Name or company name	MR GH MORRIS
Contract type name	GDS Contract
Purpose of contract	General
Contract start date	01/04/2006
Contract end date	

17/18 Contracted general activity (UDA)	2,150
Carry forward general activity (UDA)	0
17/18 Contracted orthodontic activity (UOA)	0
Carry forward orthodontic activity (UOA)	0
Baseline contract value	£52,459.35

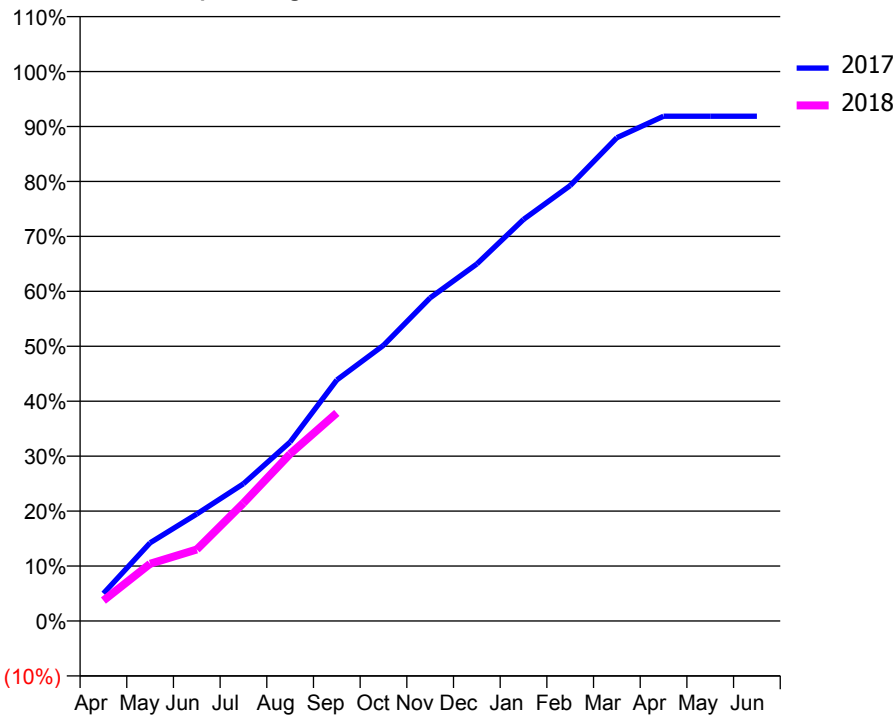
ACCESS*

Patients seen in 24 months	Total	Change since previous quarter
Quarter ending September 2016	1,045	
Quarter ending December 2016	1,039	→
Quarter ending March 2017	1,043	→
Quarter ending June 2017	1,037	→
Quarter ending September 2017	1,028	→
Variance since September 2016	(1.6%)	↓



ACTIVITY

Cumulative percentage of contracted UDA delivered 2017 & 2018



Month	Adjusted Scheduled Activity (UDA)	
	2017	2018
April	108	80
May	306	224
June	419	280
July	537	462
August	701	654
September	943	814
October	1,079	
November	1,265	
December	1,397	
January	1,571	
February	1,704	
March	1,891	
April	1,975	
May	1,975	
June	1,975	

QUALITY

	Quantity	Base Number	Contract	AT	Region	England
% of FP17s for the same patient ID Re-attending within 3 months - Children	38	666	5.7%	10.1%	11.4%	11.9%
% of FP17s for the same patient ID Re-attending within 3 months - Adults	3	31	9.7%	14.7%	15.7%	15.9%
% of FP17s for the same patient ID Re-attending between 3 & 9 months - Children	419	666	62.9%	60.5%	60.6%	58.1%
% of FP17s for the same patient ID Re-attending between 3 & 9 months - Adults	20	31	64.5%	52.1%	52.0%	50.6%
% of FP17s for Band 1 Urgent Courses	28	632	4.4%	9.9%	9.6%	9.1%
% of FP17s Relating to Free Repair or Replacements	0	632	0.0%	0.6%	0.7%	0.8%
% of FP17s Relating to Continuations	0	632	0.0%	1.1%	1.0%	1.1%
% of Patients satisfied with the dentistry they have received	1	1	N/A	92.2%	91.6%	91.4%
% of Patients satisfied with the time they had to wait for an appointment	1	1	N/A	87.8%	87.9%	87.7%

* This is based on patients treated on this contract for their most recent course of treatment. Figures in italics indicate the base number of FP17s or Patient Questionnaire responses are less than 100. N/A is shown where the base number of responses is less than 10 during the period. % is calculated as Quantity/Base number*100

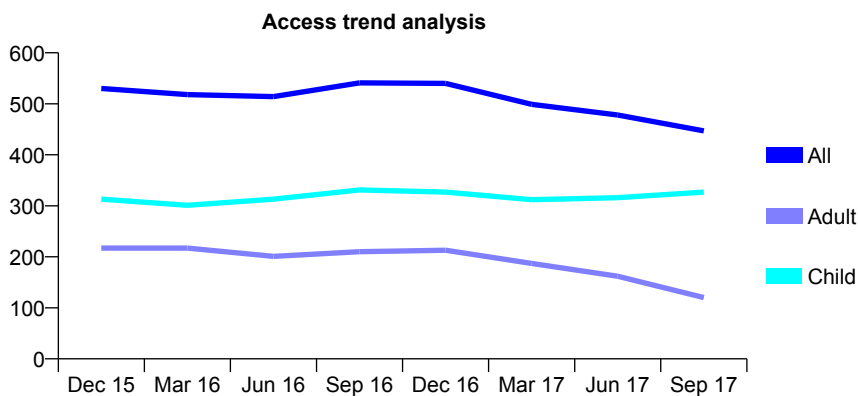
Q70 - Vital Signs At a Glance Contract Report for 321974/0001 - September 2017

Name or company name	MR AE INMAN
Contract type name	GDS Contract
Purpose of contract	General
Contract start date	01/04/2006
Contract end date	

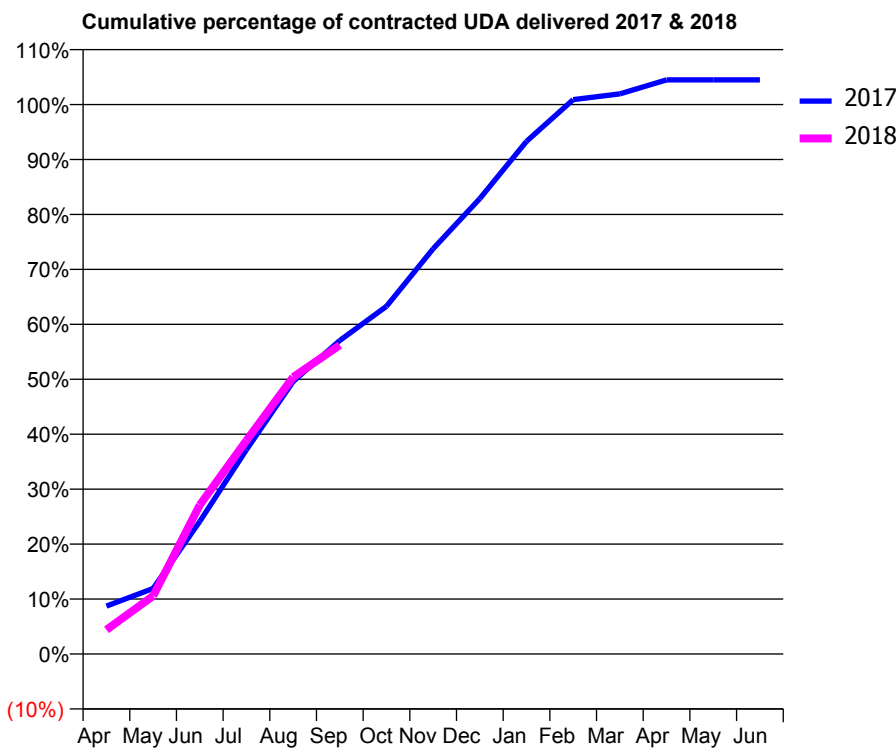
17/18 Contracted general activity (UDA)	782
Carry forward general activity (UDA)	0
17/18 Contracted orthodontic activity (UOA)	0
Carry forward orthodontic activity (UOA)	0
Baseline contract value	£19,621.22

ACCESS*

Patients seen in 24 months	Total	Change since previous quarter
Quarter ending September 2016	541	
Quarter ending December 2016	540	→
Quarter ending March 2017	499	↓
Quarter ending June 2017	478	↓
Quarter ending September 2017	447	↓
Variance since September 2016	(17.4%)	↓



ACTIVITY



Adjusted Scheduled Activity (UDA)		
Month	2017	2018
April	68	34
May	93	83
June	189	212
July	291	304
August	388	394
September	446	440
October	495	
November	577	
December	648	
January	730	
February	789	
March	797	
April	817	
May	817	
June	817	

QUALITY

	Quantity	Base Number	Contract	AT	Region	England
% of FP17s for the same patient ID Re-attending within 3 months - Children	38	332	11.4%	10.1%	11.4%	11.9%
% of FP17s for the same patient ID Re-attending within 3 months - Adults	0	13	0.0%	14.7%	15.7%	15.9%
% of FP17s for the same patient ID Re-attending between 3 & 9 months - Children	206	332	62.0%	60.5%	60.6%	58.1%
% of FP17s for the same patient ID Re-attending between 3 & 9 months - Adults	0	13	0.0%	52.1%	52.0%	50.6%
% of FP17s for Band 1 Urgent Courses	28	330	8.5%	9.9%	9.6%	9.1%
% of FP17s Relating to Free Repair or Replacements	0	330	0.0%	0.6%	0.7%	0.8%
% of FP17s Relating to Continuations	2	330	0.6%	1.1%	1.0%	1.1%
% of Patients satisfied with the dentistry they have received	0	0	N/A	92.2%	91.6%	91.4%
% of Patients satisfied with the time they had to wait for an appointment	0	0	N/A	87.8%	87.9%	87.7%

* This is based on patients treated on this contract for their most recent course of treatment. Figures in italics indicate the base number of FP17s or Patient Questionnaire responses are less than 100. N/A is shown where the base number of responses is less than 10 during the period. % is calculated as Quantity/Base number*100

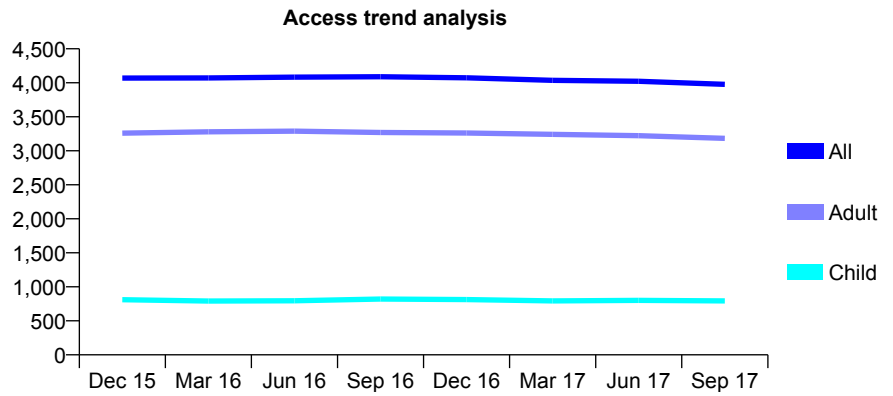
Q70 - Vital Signs At a Glance Contract Report for 323551/0001 - September 2017

Name or company name	Thistledene Dental Practice
Contract type name	GDS Contract
Purpose of contract	General
Contract start date	01/04/2006
Contract end date	

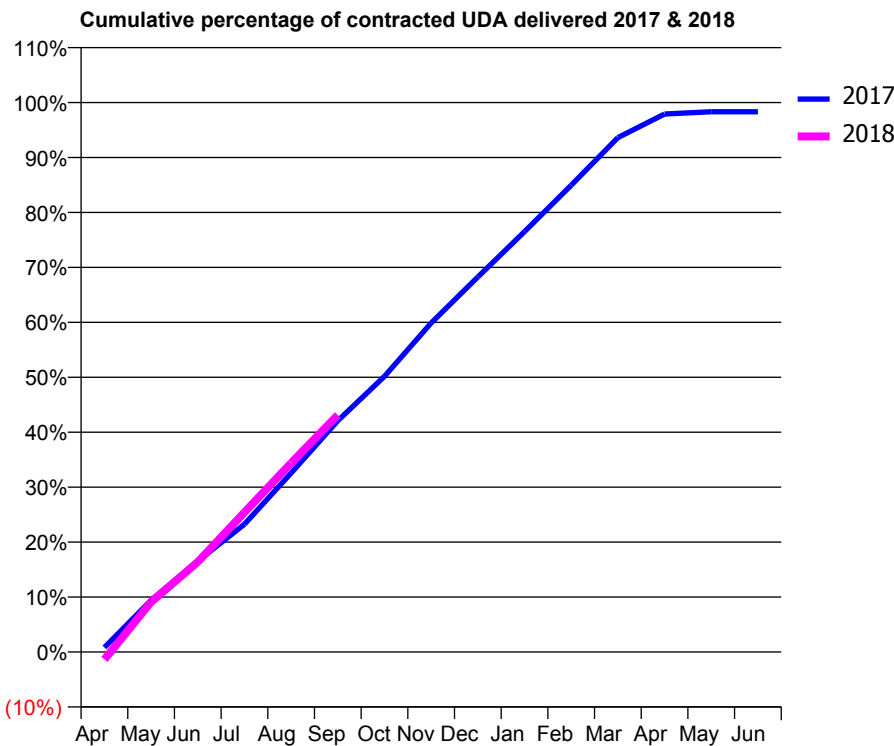
17/18 Contracted general activity (UDA)	14,000
Carry forward general activity (UDA)	237
17/18 Contracted orthodontic activity (UOA)	0
Carry forward orthodontic activity (UOA)	0
Baseline contract value	£357,678.11

ACCESS*

Patients seen in 24 months	Total	Change since previous quarter
Quarter ending September 2016	4,089	
Quarter ending December 2016	4,074	→
Quarter ending March 2017	4,037	→
Quarter ending June 2017	4,023	→
Quarter ending September 2017	3,977	↓
Variance since September 2016	(2.7%)	↓



ACTIVITY



Month	Adjusted Scheduled Activity (UDA)	
	2017	2018
April	116	-193
May	1,321	1,277
June	2,314	2,296
July	3,255	3,559
August	4,562	4,814
September	5,894	6,039
October	7,023	
November	8,383	
December	9,556	
January	10,712	
February	11,892	
March	13,105	
April	13,706	
May	13,763	
June	13,763	

QUALITY

	Quantity	Base Number	Contract	AT	Region	England
% of FP17s for the same patient ID Re-attending within 3 months - Children	36	643	5.6%	10.1%	11.4%	11.9%
% of FP17s for the same patient ID Re-attending within 3 months - Adults	442	2,627	16.8%	14.7%	15.7%	15.9%
% of FP17s for the same patient ID Re-attending between 3 & 9 months - Children	450	643	70.0%	60.5%	60.6%	58.1%
% of FP17s for the same patient ID Re-attending between 3 & 9 months - Adults	1,789	2,627	68.1%	52.1%	52.0%	50.6%
% of FP17s for Band 1 Urgent Courses	129	2,941	4.4%	9.9%	9.6%	9.1%
% of FP17s Relating to Free Repair or Replacements	21	2,941	0.7%	0.6%	0.7%	0.8%
% of FP17s Relating to Continuations	68	2,941	2.3%	1.1%	1.0%	1.1%
% of Patients satisfied with the dentistry they have received	10	10	100.0%	92.2%	91.6%	91.4%
% of Patients satisfied with the time they had to wait for an appointment	9	10	90.0%	87.8%	87.9%	87.7%

* This is based on patients treated on this contract for their most recent course of treatment. Figures in italics indicate the base number of FP17s or Patient Questionnaire responses are less than 100. N/A is shown where the base number of responses is less than 10 during the period. % is calculated as Quantity/Base number*100

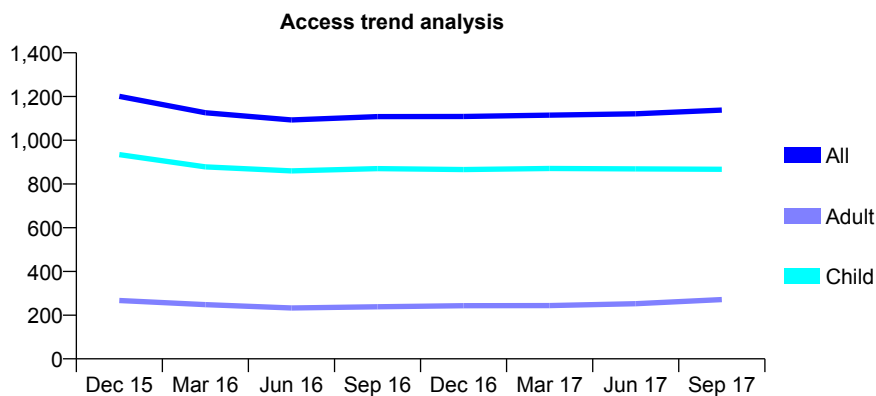
Q70 - Vital Signs At a Glance Contract Report for 324094/0001 - September 2017

Name or company name	MISS SJ WESTHEAD
Contract type name	GDS Contract
Purpose of contract	General
Contract start date	01/04/2006
Contract end date	

17/18 Contracted general activity (UDA)	2,935
Carry forward general activity (UDA)	0
17/18 Contracted orthodontic activity (UOA)	0
Carry forward orthodontic activity (UOA)	0
Baseline contract value	£71,880.52

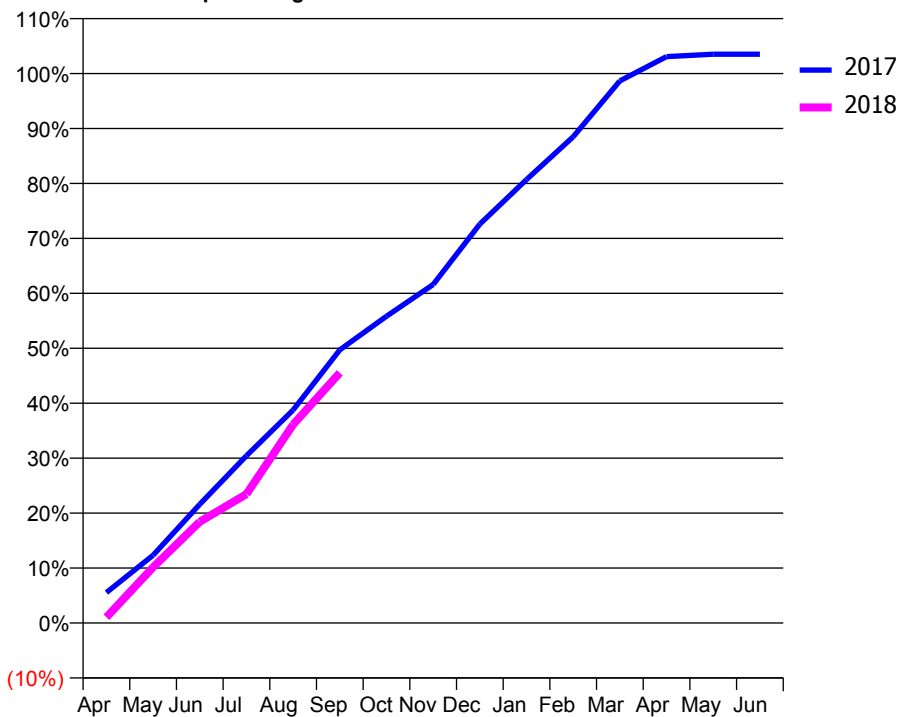
ACCESS*

Patients seen in 24 months	Total	Change since previous quarter
Quarter ending September 2016	1,108	
Quarter ending December 2016	1,109	→
Quarter ending March 2017	1,115	→
Quarter ending June 2017	1,121	→
Quarter ending September 2017	1,138	→
Variance since September 2016	2.7%	↑



ACTIVITY

Cumulative percentage of contracted UDA delivered 2017 & 2018



Adjusted Scheduled Activity (UDA)

Month	2017	2018
April	163	31
May	362	298
June	635	541
July	894	689
August	1,138	1,060
September	1,459	1,337
October	1,639	
November	1,808	
December	2,131	
January	2,369	
February	2,597	
March	2,896	
April	3,025	
May	3,038	
June	3,038	

QUALITY

	Quantity	Base Number	Contract	AT	Region	England
% of FP17s for the same patient ID Re-attending within 3 months - Children	86	873	9.9%	10.1%	11.4%	11.9%
% of FP17s for the same patient ID Re-attending within 3 months - Adults	26	133	19.5%	14.7%	15.7%	15.9%
% of FP17s for the same patient ID Re-attending between 3 & 9 months - Children	648	873	74.2%	60.5%	60.6%	58.1%
% of FP17s for the same patient ID Re-attending between 3 & 9 months - Adults	75	133	56.4%	52.1%	52.0%	50.6%
% of FP17s for Band 1 Urgent Courses	24	938	2.6%	9.9%	9.6%	9.1%
% of FP17s Relating to Free Repair or Replacements	0	938	0.0%	0.6%	0.7%	0.8%
% of FP17s Relating to Continuations	0	938	0.0%	1.1%	1.0%	1.1%
% of Patients satisfied with the dentistry they have received	5	5	N/A	92.2%	91.6%	91.4%
% of Patients satisfied with the time they had to wait for an appointment	5	5	N/A	87.8%	87.9%	87.7%

* This is based on patients treated on this contract for their most recent course of treatment. Figures in italics indicate the base number of FP17s or Patient Questionnaire responses are less than 100. N/A is shown where the base number of responses is less than 10 during the period. % is calculated as Quantity/Base number*100

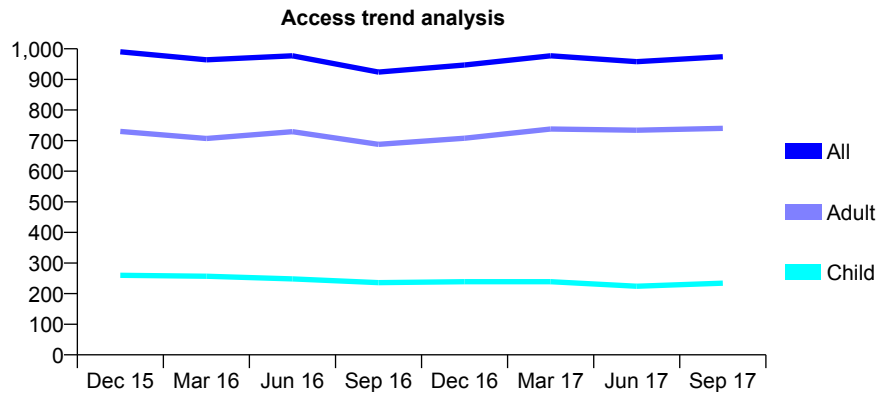
Q70 - Vital Signs At a Glance Contract Report for 325503/0001 - September 2017

Name or company name	MISS SM SHAWKAT
Contract type name	GDS Contract
Purpose of contract	General
Contract start date	01/04/2006
Contract end date	

17/18 Contracted general activity (UDA)	1,478
Carry forward general activity (UDA)	0
17/18 Contracted orthodontic activity (UOA)	0
Carry forward orthodontic activity (UOA)	0
Baseline contract value	£35,963.48

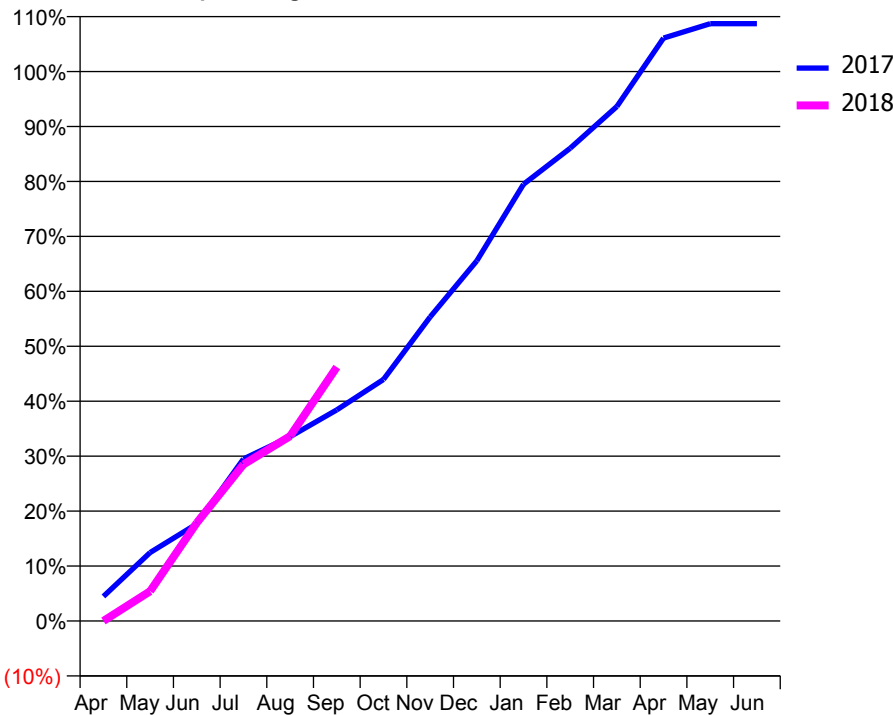
ACCESS*

Patients seen in 24 months	Total	Change since previous quarter
Quarter ending September 2016	924	
Quarter ending December 2016	947	↑
Quarter ending March 2017	977	↑
Quarter ending June 2017	958	↓
Quarter ending September 2017	974	→
Variance since September 2016	5.4%	↑



ACTIVITY

Cumulative percentage of contracted UDA delivered 2017 & 2018



Adjusted Scheduled Activity (UDA)		
Month	2017	2018
April	66	0
May	184	80
June	261	264
July	436	421
August	496	497
September	568	683
October	650	
November	818	
December	969	
January	1,175	
February	1,272	
March	1,384	
April	1,568	
May	1,607	
June	1,607	

QUALITY

	Quantity	Base Number	Contract	AT	Region	England
% of FP17s for the same patient ID Re-attending within 3 months - Children	6	94	6.4%	10.1%	11.4%	11.9%
% of FP17s for the same patient ID Re-attending within 3 months - Adults	17	310	5.5%	14.7%	15.7%	15.9%
% of FP17s for the same patient ID Re-attending between 3 & 9 months - Children	30	94	31.9%	60.5%	60.6%	58.1%
% of FP17s for the same patient ID Re-attending between 3 & 9 months - Adults	78	310	25.2%	52.1%	52.0%	50.6%
% of FP17s for Band 1 Urgent Courses	1	302	0.3%	9.9%	9.6%	9.1%
% of FP17s Relating to Free Repair or Replacements	0	302	0.0%	0.6%	0.7%	0.8%
% of FP17s Relating to Continuations	0	302	0.0%	1.1%	1.0%	1.1%
% of Patients satisfied with the dentistry they have received	1	1	N/A	92.2%	91.6%	91.4%
% of Patients satisfied with the time they had to wait for an appointment	1	1	N/A	87.8%	87.9%	87.7%

* This is based on patients treated on this contract for their most recent course of treatment. Figures in italics indicate the base number of FP17s or Patient Questionnaire responses are less than 100. N/A is shown where the base number of responses is less than 10 during the period. % is calculated as Quantity/Base number*100

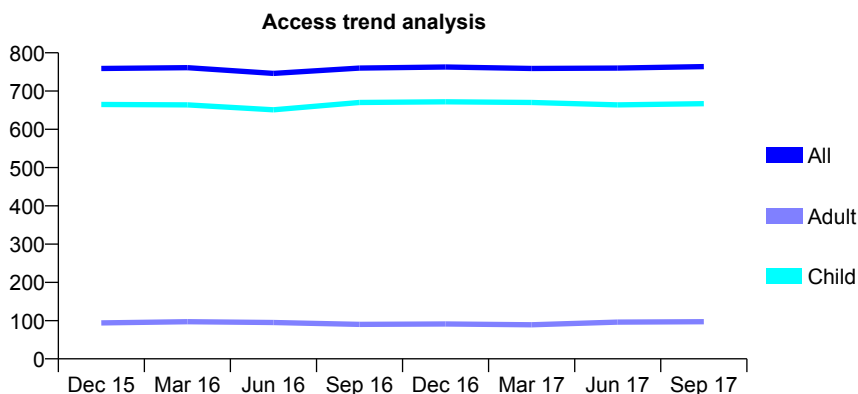
Q70 - Vital Signs At a Glance Contract Report for 326518/0001 - September 2017

Name or company name	MR KR BROWN
Contract type name	GDS Contract
Purpose of contract	General
Contract start date	01/04/2006
Contract end date	

17/18 Contracted general activity (UDA)	1,150
Carry forward general activity (UDA)	0
17/18 Contracted orthodontic activity (UOA)	0
Carry forward orthodontic activity (UOA)	0
Baseline contract value	£28,067.04

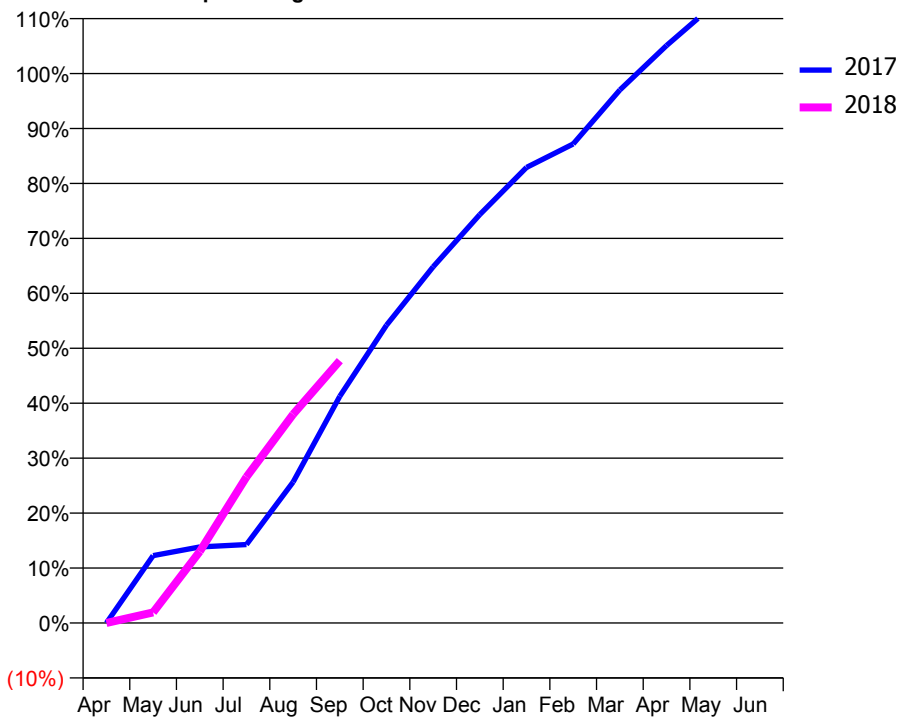
ACCESS*

Patients seen in 24 months	Total	Change since previous quarter
Quarter ending September 2016	760	
Quarter ending December 2016	763	→
Quarter ending March 2017	759	→
Quarter ending June 2017	760	→
Quarter ending September 2017	764	→
Variance since September 2016	0.5%	→



ACTIVITY

Cumulative percentage of contracted UDA delivered 2017 & 2018



Adjusted Scheduled Activity (UDA)

Month	2017	2018
April	0	0
May	141	22
June	159	150
July	164	306
August	295	437
September	475	549
October	623	
November	745	
December	855	
January	953	
February	1,003	
March	1,116	
April	1,209	
May	1,293	
June	1,293	

QUALITY

	Quantity	Base Number	Contract	AT	Region	England
% of FP17s for the same patient ID Re-attending within 3 months - Children	20	514	3.9%	10.1%	11.4%	11.9%
% of FP17s for the same patient ID Re-attending within 3 months - Adults	0	28	0.0%	14.7%	15.7%	15.9%
% of FP17s for the same patient ID Re-attending between 3 & 9 months - Children	348	514	67.7%	60.5%	60.6%	58.1%
% of FP17s for the same patient ID Re-attending between 3 & 9 months - Adults	23	28	82.1%	52.1%	52.0%	50.6%
% of FP17s for Band 1 Urgent Courses	11	415	2.7%	9.9%	9.6%	9.1%
% of FP17s Relating to Free Repair or Replacements	0	415	0.0%	0.6%	0.7%	0.8%
% of FP17s Relating to Continuations	0	415	0.0%	1.1%	1.0%	1.1%
% of Patients satisfied with the dentistry they have received	0	0	N/A	92.2%	91.6%	91.4%
% of Patients satisfied with the time they had to wait for an appointment	0	0	N/A	87.8%	87.9%	87.7%

* This is based on patients treated on this contract for their most recent course of treatment. Figures in italics indicate the base number of FP17s or Patient Questionnaire responses are less than 100. N/A is shown where the base number of responses is less than 10 during the period. % is calculated as Quantity/Base number*100

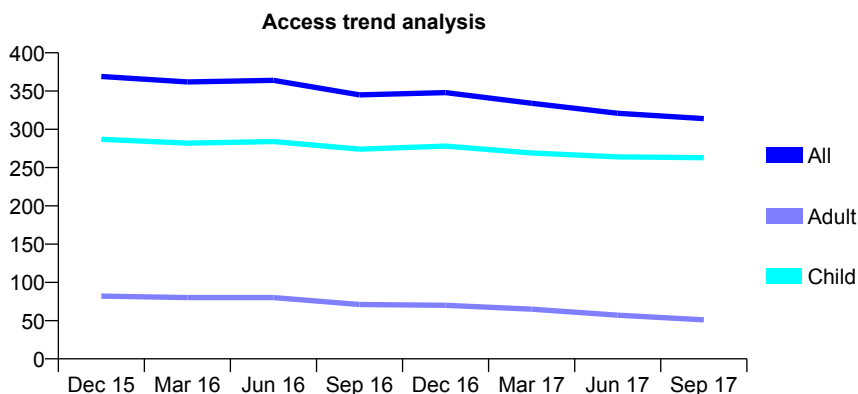
Q70 - Vital Signs At a Glance Contract Report for 328960/0001 - September 2017

Name or company name	MR SC BELFORD
Contract type name	GDS Contract
Purpose of contract	General and Orthodontic
Contract start date	01/04/2006
Contract end date	

17/18 Contracted general activity (UDA)	750
Carry forward general activity (UDA)	0
17/18 Contracted orthodontic activity (UOA)	0
Carry forward orthodontic activity (UOA)	0
Baseline contract value	£17,951.62

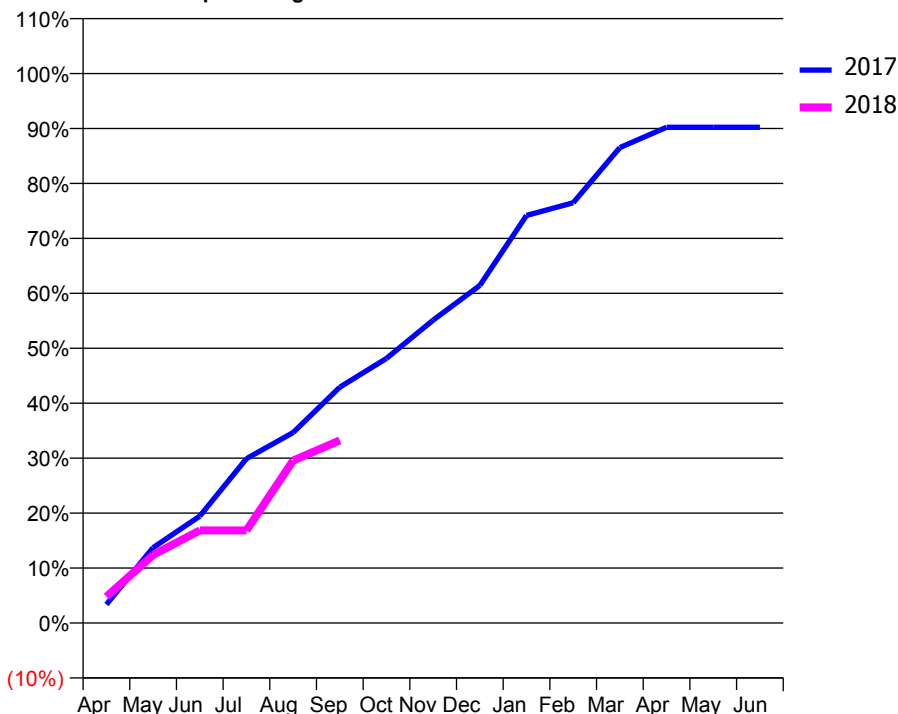
ACCESS*

Patients seen in 24 months	Total	Change since previous quarter
Quarter ending September 2016	345	
Quarter ending December 2016	348	→
Quarter ending March 2017	334	↓
Quarter ending June 2017	321	↓
Quarter ending September 2017	314	↓
Variance since September 2016	(9.0%)	↓



ACTIVITY

Cumulative percentage of contracted UDA delivered 2017 & 2018



Adjusted Scheduled Activity (UDA)

Month	2017	2018
April	25	36
May	103	93
June	146	126
July	224	126
August	260	222
September	322	249
October	361	
November	413	
December	461	
January	556	
February	574	
March	649	
April	677	
May	677	
June	677	

QUALITY

	Quantity	Base Number	Contract	AT	Region	England
% of FP17s for the same patient ID Re-attending within 3 months - Children	16	185	8.6%	10.1%	11.4%	11.9%
% of FP17s for the same patient ID Re-attending within 3 months - Adults	4	21	19.0%	14.7%	15.7%	15.9%
% of FP17s for the same patient ID Re-attending between 3 & 9 months - Children	115	185	62.2%	60.5%	60.6%	58.1%
% of FP17s for the same patient ID Re-attending between 3 & 9 months - Adults	8	21	38.1%	52.1%	52.0%	50.6%
% of FP17s for Band 1 Urgent Courses	6	187	3.2%	9.9%	9.6%	9.1%
% of FP17s Relating to Free Repair or Replacements	0	187	0.0%	0.6%	0.7%	0.8%
% of FP17s Relating to Continuations	0	187	0.0%	1.1%	1.0%	1.1%
% of Patients satisfied with the dentistry they have received	0	0	N/A	92.2%	91.6%	91.4%
% of Patients satisfied with the time they had to wait for an appointment	0	0	N/A	87.8%	87.9%	87.7%

* This is based on patients treated on this contract for their most recent course of treatment. Figures in italics indicate the base number of FP17s or Patient Questionnaire responses are less than 100. N/A is shown where the base number of responses is less than 10 during the period. % is calculated as Quantity/Base number*100

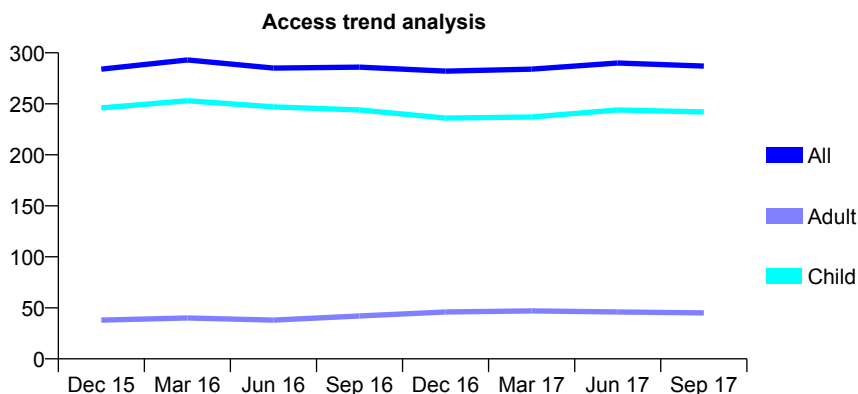
Q70 - Vital Signs At a Glance Contract Report for 331120/0001 - September 2017

Name or company name	MR GM WHITTINGHAM
Contract type name	GDS Contract
Purpose of contract	General
Contract start date	01/04/2006
Contract end date	

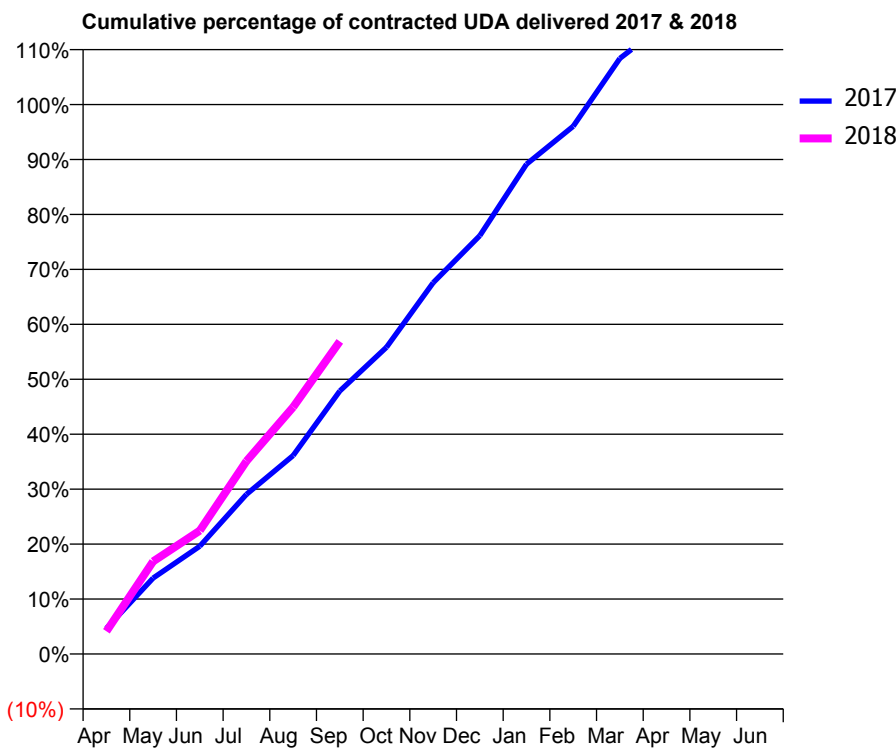
17/18 Contracted general activity (UDA)	470
Carry forward general activity (UDA)	0
17/18 Contracted orthodontic activity (UOA)	0
Carry forward orthodontic activity (UOA)	0
Baseline contract value	£10,779.31

ACCESS*

Patients seen in 24 months	Total	Change since previous quarter
Quarter ending September 2016	286	
Quarter ending December 2016	282	↓
Quarter ending March 2017	284	→
Quarter ending June 2017	290	↑
Quarter ending September 2017	287	↓
Variance since September 2016	0.3%	→



ACTIVITY



Adjusted Scheduled Activity (UDA)		
Month	2017	2018
April	22	19
May	65	79
June	92	106
July	137	165
August	170	211
September	225	267
October	262	
November	318	
December	358	
January	419	
February	451	
March	509	
April	540	
May	540	
June	540	

QUALITY

	Quantity	Base Number	Contract	AT	Region	England
% of FP17s for the same patient ID Re-attending within 3 months - Children	14	226	6.2%	10.1%	11.4%	11.9%
% of FP17s for the same patient ID Re-attending within 3 months - Adults	2	19	10.5%	14.7%	15.7%	15.9%
% of FP17s for the same patient ID Re-attending between 3 & 9 months - Children	162	226	71.7%	60.5%	60.6%	58.1%
% of FP17s for the same patient ID Re-attending between 3 & 9 months - Adults	11	19	57.9%	52.1%	52.0%	50.6%
% of FP17s for Band 1 Urgent Courses	12	225	5.3%	9.9%	9.6%	9.1%
% of FP17s Relating to Free Repair or Replacements	0	225	0.0%	0.6%	0.7%	0.8%
% of FP17s Relating to Continuations	0	225	0.0%	1.1%	1.0%	1.1%
% of Patients satisfied with the dentistry they have received	0	0	N/A	92.2%	91.6%	91.4%
% of Patients satisfied with the time they had to wait for an appointment	0	0	N/A	87.8%	87.9%	87.7%

* This is based on patients treated on this contract for their most recent course of treatment. Figures in italics indicate the base number of FP17s or Patient Questionnaire responses are less than 100. N/A is shown where the base number of responses is less than 10 during the period. % is calculated as Quantity/Base number*100

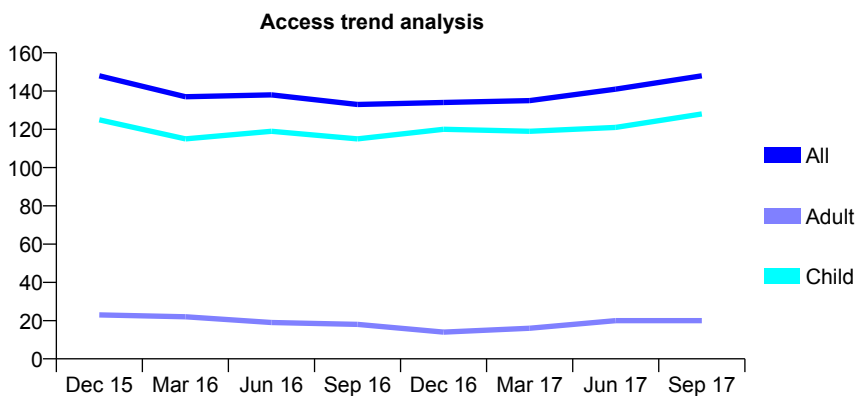
Q70 - Vital Signs At a Glance Contract Report for 338311/0001 - September 2017

Name or company name	MRS SC HALDERTHAY
Contract type name	GDS Contract
Purpose of contract	General
Contract start date	01/04/2006
Contract end date	

17/18 Contracted general activity (UDA)	300
Carry forward general activity (UDA)	0
17/18 Contracted orthodontic activity (UOA)	0
Carry forward orthodontic activity (UOA)	0
Baseline contract value	£6,834.04

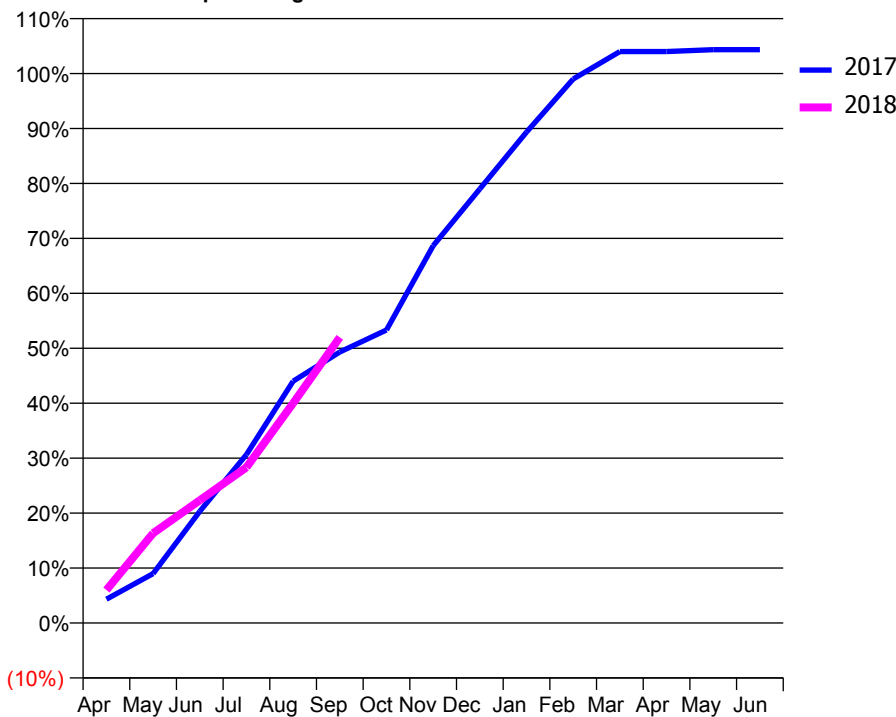
ACCESS*

Patients seen in 24 months	Total	Change since previous quarter
Quarter ending September 2016	133	
Quarter ending December 2016	134	→
Quarter ending March 2017	135	→
Quarter ending June 2017	141	↑
Quarter ending September 2017	148	↑
Variance since September 2016	11.3%	↑



ACTIVITY

Cumulative percentage of contracted UDA delivered 2017 & 2018



Adjusted Scheduled Activity (UDA)

Month	2017	2018
April	13	18
May	27	49
June	61	67
July	92	85
August	132	120
September	148	156
October	160	
November	206	
December	237	
January	268	
February	297	
March	312	
April	312	
May	313	
June	313	

QUALITY

	Quantity	Base Number	Contract	AT	Region	England
% of FP17s for the same patient ID Re-attending within 3 months - Children	2	107	1.9%	10.1%	11.4%	11.9%
% of FP17s for the same patient ID Re-attending within 3 months - Adults	1	7	14.3%	14.7%	15.7%	15.9%
% of FP17s for the same patient ID Re-attending between 3 & 9 months - Children	81	107	75.7%	60.5%	60.6%	58.1%
% of FP17s for the same patient ID Re-attending between 3 & 9 months - Adults	5	7	71.4%	52.1%	52.0%	50.6%
% of FP17s for Band 1 Urgent Courses	0	113	0.0%	9.9%	9.6%	9.1%
% of FP17s Relating to Free Repair or Replacements	0	113	0.0%	0.6%	0.7%	0.8%
% of FP17s Relating to Continuations	1	113	0.9%	1.1%	1.0%	1.1%
% of Patients satisfied with the dentistry they have received	0	0	N/A	92.2%	91.6%	91.4%
% of Patients satisfied with the time they had to wait for an appointment	0	0	N/A	87.8%	87.9%	87.7%

* This is based on patients treated on this contract for their most recent course of treatment. Figures in italics indicate the base number of FP17s or Patient Questionnaire responses are less than 100. N/A is shown where the base number of responses is less than 10 during the period. % is calculated as Quantity/Base number*100

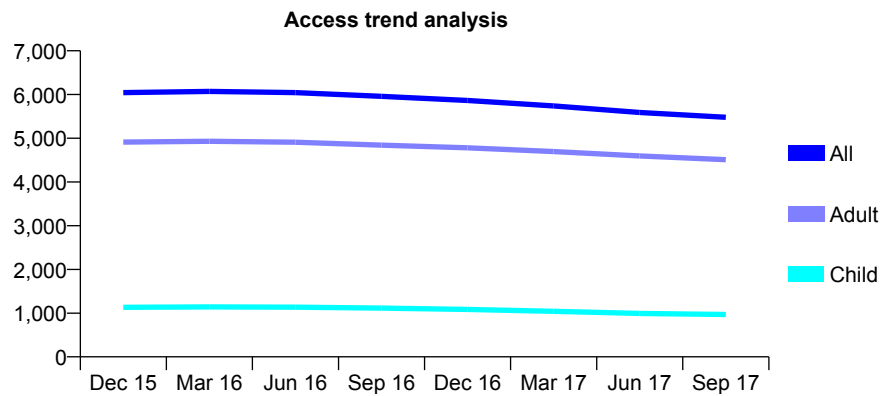
Q70 - Vital Signs At a Glance Contract Report for 338974/0001 - September 2017

Name or company name	MRS M HOOKINGS
Contract type name	GDS Contract
Purpose of contract	General
Contract start date	01/04/2006
Contract end date	

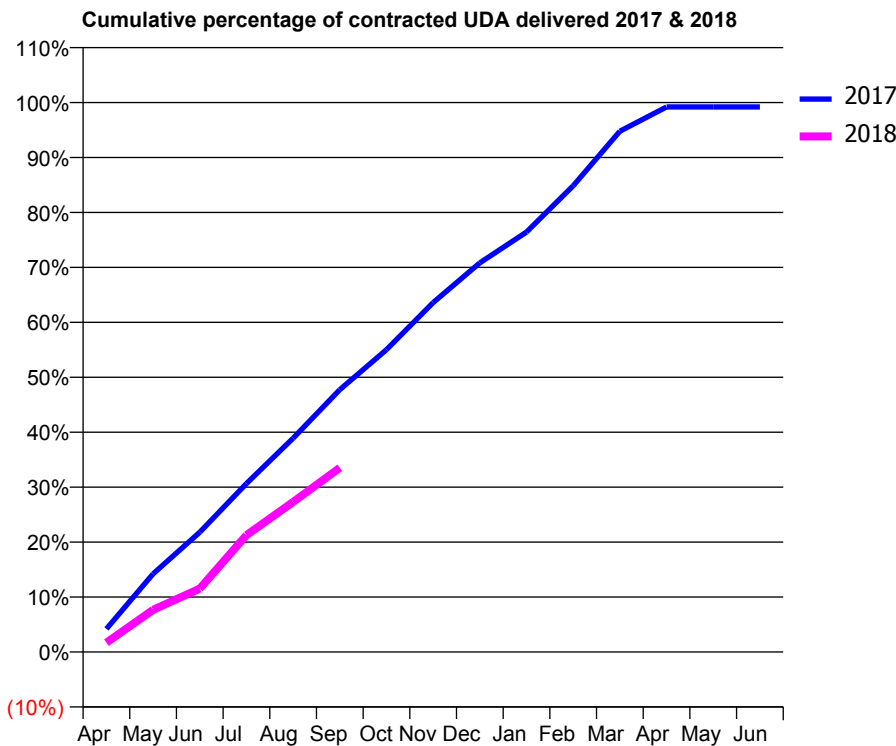
17/18 Contracted general activity (UDA)	17,000
Carry forward general activity (UDA)	136
17/18 Contracted orthodontic activity (UOA)	0
Carry forward orthodontic activity (UOA)	0
Baseline contract value	£493,444.02

ACCESS*

Patients seen in 24 months	Total	Change since previous quarter
Quarter ending September 2016	5,959	
Quarter ending December 2016	5,865	↓
Quarter ending March 2017	5,740	↓
Quarter ending June 2017	5,589	↓
Quarter ending September 2017	5,479	↓
Variance since September 2016	(8.1%)	↓



ACTIVITY



Month	Adjusted Scheduled Activity (UDA)	
	2017	2018
April	715	290
May	2,420	1,307
June	3,708	1,960
July	5,212	3,616
August	6,615	4,645
September	8,118	5,699
October	9,356	
November	10,810	
December	12,040	
January	12,993	
February	14,424	
March	16,114	
April	16,861	
May	16,861	
June	16,863	

QUALITY

	Quantity	Base Number	Contract	AT	Region	England
% of FP17s for the same patient ID Re-attending within 3 months - Children	39	728	5.4%	10.1%	11.4%	11.9%
% of FP17s for the same patient ID Re-attending within 3 months - Adults	398	3,009	13.2%	14.7%	15.7%	15.9%
% of FP17s for the same patient ID Re-attending between 3 & 9 months - Children	535	728	73.5%	60.5%	60.6%	58.1%
% of FP17s for the same patient ID Re-attending between 3 & 9 months - Adults	1,793	3,009	59.6%	52.1%	52.0%	50.6%
% of FP17s for Band 1 Urgent Courses	318	3,413	9.3%	9.9%	9.6%	9.1%
% of FP17s Relating to Free Repair or Replacements	81	3,413	2.4%	0.6%	0.7%	0.8%
% of FP17s Relating to Continuations	25	3,413	0.7%	1.1%	1.0%	1.1%
% of Patients satisfied with the dentistry they have received	11	11	100.0%	92.2%	91.6%	91.4%
% of Patients satisfied with the time they had to wait for an appointment	10	11	90.9%	87.8%	87.9%	87.7%

* This is based on patients treated on this contract for their most recent course of treatment. Figures in italics indicate the base number of FP17s or Patient Questionnaire responses are less than 100. N/A is shown where the base number of responses is less than 10 during the period. % is calculated as Quantity/Base number*100

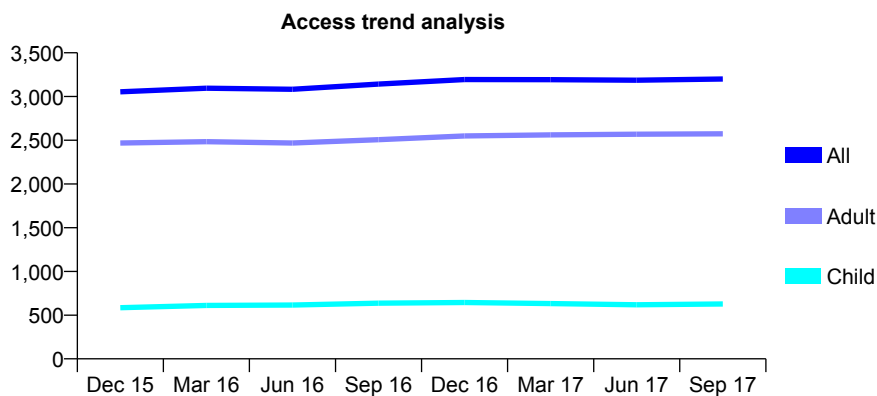
Q70 - Vital Signs At a Glance Contract Report for 339229/0001 - September 2017

Name or company name	MR BS KALSI
Contract type name	GDS Contract
Purpose of contract	General
Contract start date	29/07/2006
Contract end date	

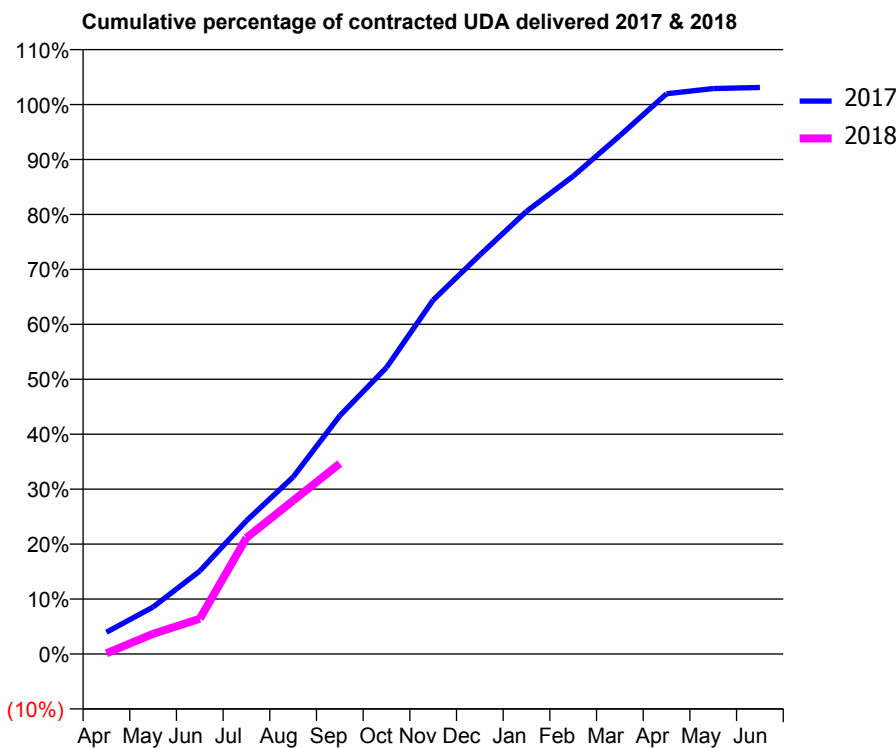
17/18 Contracted general activity (UDA)	8,881
Carry forward general activity (UDA)	0
17/18 Contracted orthodontic activity (UOA)	0
Carry forward orthodontic activity (UOA)	0
Baseline contract value	£216,265.24

ACCESS*

Patients seen in 24 months	Total	Change since previous quarter
Quarter ending September 2016	3,143	
Quarter ending December 2016	3,194	→
Quarter ending March 2017	3,193	→
Quarter ending June 2017	3,187	→
Quarter ending September 2017	3,201	→
Variance since September 2016	1.8%	→



ACTIVITY



Month	Adjusted Scheduled Activity (UDA)	
	2017	2018
April	352	12
May	760	327
June	1,342	570
July	2,154	1,879
August	2,860	2,479
September	3,851	3,079
October	4,630	
November	5,720	
December	6,450	
January	7,154	
February	7,723	
March	8,379	
April	9,055	
May	9,138	
June	9,155	

QUALITY

	Quantity	Base Number	Contract	AT	Region	England
% of FP17s for the same patient ID Re-attending within 3 months - Children	27	443	6.1%	10.1%	11.4%	11.9%
% of FP17s for the same patient ID Re-attending within 3 months - Adults	202	1,699	11.9%	14.7%	15.7%	15.9%
% of FP17s for the same patient ID Re-attending between 3 & 9 months - Children	307	443	69.3%	60.5%	60.6%	58.1%
% of FP17s for the same patient ID Re-attending between 3 & 9 months - Adults	1,016	1,699	59.8%	52.1%	52.0%	50.6%
% of FP17s for Band 1 Urgent Courses	182	1,723	10.6%	9.9%	9.6%	9.1%
% of FP17s Relating to Free Repair or Replacements	8	1,723	0.5%	0.6%	0.7%	0.8%
% of FP17s Relating to Continuations	3	1,723	0.2%	1.1%	1.0%	1.1%
% of Patients satisfied with the dentistry they have received	6	7	N/A	92.2%	91.6%	91.4%
% of Patients satisfied with the time they had to wait for an appointment	7	7	N/A	87.8%	87.9%	87.7%

* This is based on patients treated on this contract for their most recent course of treatment. Figures in italics indicate the base number of FP17s or Patient Questionnaire responses are less than 100. N/A is shown where the base number of responses is less than 10 during the period. % is calculated as Quantity/Base number*100

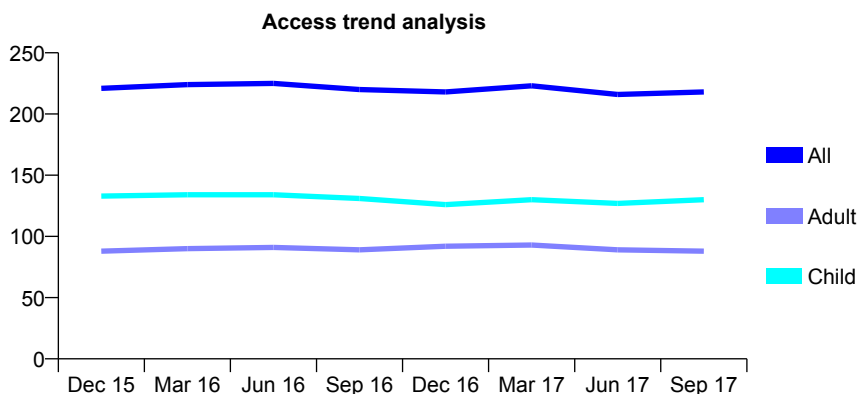
Q70 - Vital Signs At a Glance Contract Report for 341789/0001 - September 2017

Name or company name	MR RH FARRANT
Contract type name	GDS Contract
Purpose of contract	General
Contract start date	01/04/2006
Contract end date	

17/18 Contracted general activity (UDA)	457
Carry forward general activity (UDA)	0
17/18 Contracted orthodontic activity (UOA)	0
Carry forward orthodontic activity (UOA)	0
Baseline contract value	£9,751.49

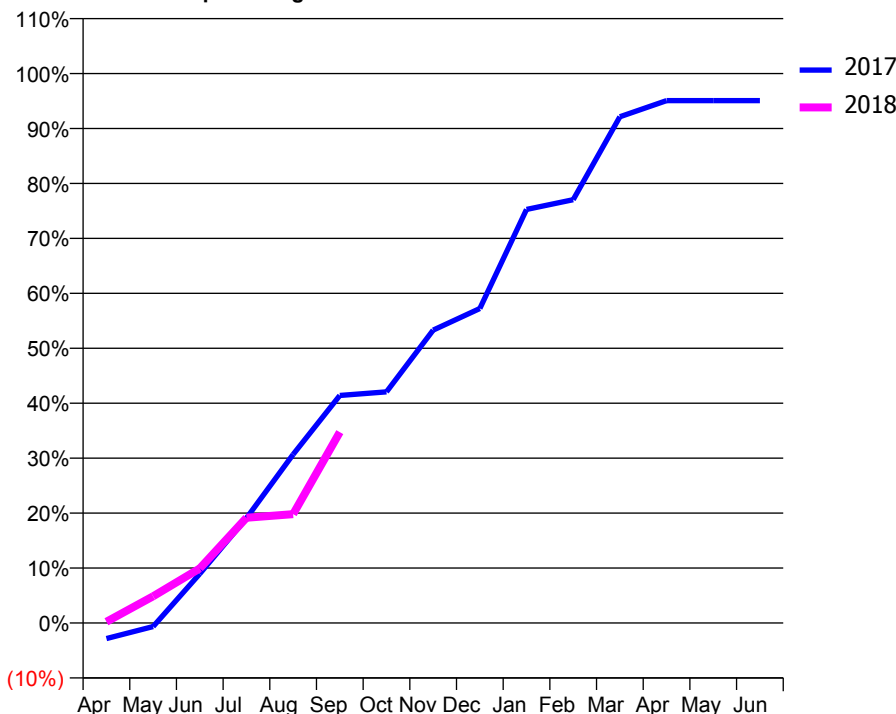
ACCESS*

Patients seen in 24 months	Total	Change since previous quarter
Quarter ending September 2016	220	
Quarter ending December 2016	218	→
Quarter ending March 2017	223	↑
Quarter ending June 2017	216	↓
Quarter ending September 2017	218	→
Variance since September 2016	(0.9%)	→



ACTIVITY

Cumulative percentage of contracted UDA delivered 2017 & 2018



Month	Adjusted Scheduled Activity (UDA)	
	2017	2018
April	-13	1
May	-3	22
June	41	45
July	87	88
August	140	91
September	189	159
October	192	
November	244	
December	262	
January	344	
February	352	
March	421	
April	434	
May	434	
June	434	

QUALITY

	Quantity	Base Number	Contract	AT	Region	England
% of FP17s for the same patient ID Re-attending within 3 months - Children	8	84	9.5%	10.1%	11.4%	11.9%
% of FP17s for the same patient ID Re-attending within 3 months - Adults	4	52	7.7%	14.7%	15.7%	15.9%
% of FP17s for the same patient ID Re-attending between 3 & 9 months - Children	55	84	65.5%	60.5%	60.6%	58.1%
% of FP17s for the same patient ID Re-attending between 3 & 9 months - Adults	32	52	61.5%	52.1%	52.0%	50.6%
% of FP17s for Band 1 Urgent Courses	4	122	3.3%	9.9%	9.6%	9.1%
% of FP17s Relating to Free Repair or Replacements	0	122	0.0%	0.6%	0.7%	0.8%
% of FP17s Relating to Continuations	0	122	0.0%	1.1%	1.0%	1.1%
% of Patients satisfied with the dentistry they have received	1	1	N/A	92.2%	91.6%	91.4%
% of Patients satisfied with the time they had to wait for an appointment	1	1	N/A	87.8%	87.9%	87.7%

* This is based on patients treated on this contract for their most recent course of treatment. Figures in italics indicate the base number of FP17s or Patient Questionnaire responses are less than 100. N/A is shown where the base number of responses is less than 10 during the period. % is calculated as Quantity/Base number*100

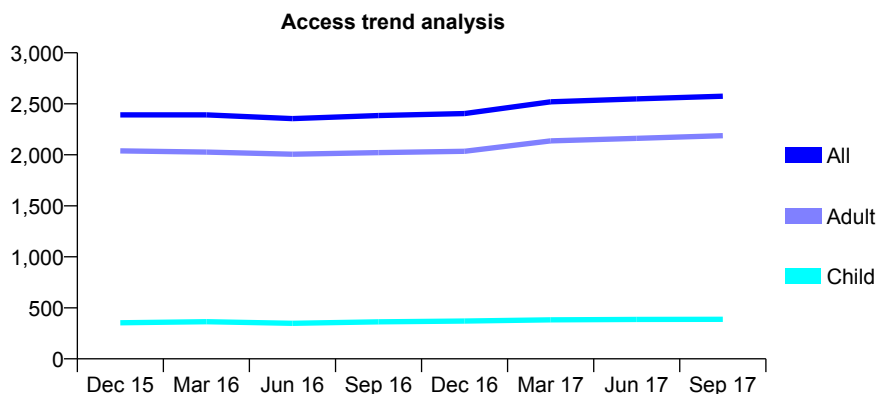
Q70 - Vital Signs At a Glance Contract Report for 342882/0001 - September 2017

Name or company name	MR AM SOUHANI
Contract type name	GDS Contract
Purpose of contract	General
Contract start date	01/04/2006
Contract end date	

17/18 Contracted general activity (UDA)	8,076
Carry forward general activity (UDA)	215
17/18 Contracted orthodontic activity (UOA)	0
Carry forward orthodontic activity (UOA)	0
Baseline contract value	£236,746.44

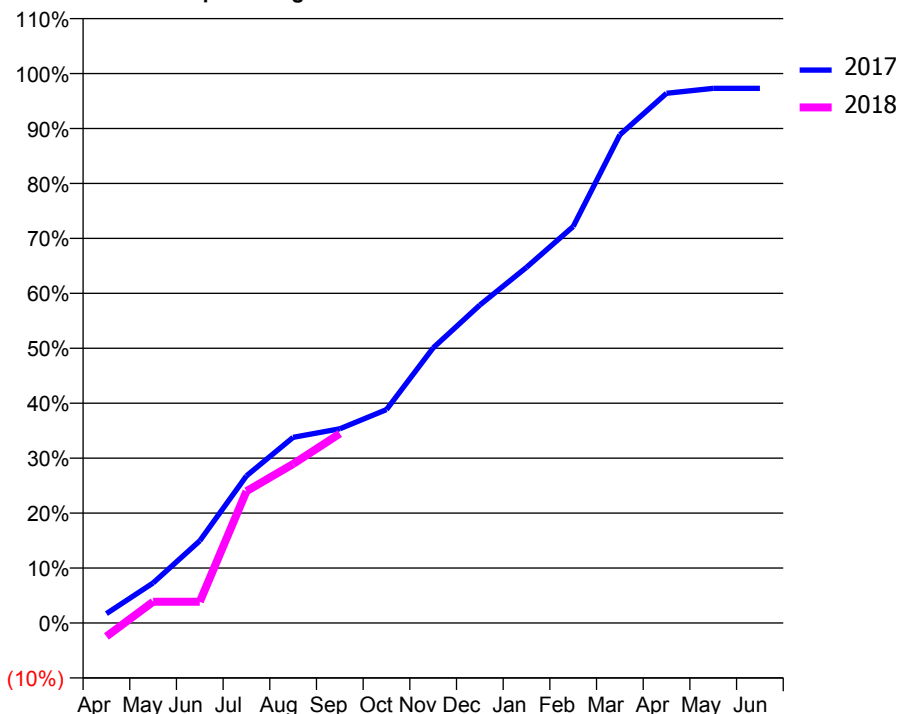
ACCESS*

Patients seen in 24 months	Total	Change since previous quarter
Quarter ending September 2016	2,385	
Quarter ending December 2016	2,405	→
Quarter ending March 2017	2,520	↑
Quarter ending June 2017	2,548	→
Quarter ending September 2017	2,575	→
Variance since September 2016	8.0%	↑



ACTIVITY

Cumulative percentage of contracted UDA delivered 2017 & 2018



Month	Adjusted Scheduled Activity (UDA)	
	2017	2018
April	135	-198
May	581	313
June	1,191	313
July	2,132	1,936
August	2,692	2,338
September	2,816	2,784
October	3,094	
November	3,990	
December	4,609	
January	5,156	
February	5,748	
March	7,078	
April	7,680	
May	7,751	
June	7,751	

QUALITY

	Quantity	Base Number	Contract	AT	Region	England
% of FP17s for the same patient ID Re-attending within 3 months - Children	6	229	2.6%	10.1%	11.4%	11.9%
% of FP17s for the same patient ID Re-attending within 3 months - Adults	114	1,375	8.3%	14.7%	15.7%	15.9%
% of FP17s for the same patient ID Re-attending between 3 & 9 months - Children	127	229	55.5%	60.5%	60.6%	58.1%
% of FP17s for the same patient ID Re-attending between 3 & 9 months - Adults	879	1,375	63.9%	52.1%	52.0%	50.6%
% of FP17s for Band 1 Urgent Courses	50	1,436	3.5%	9.9%	9.6%	9.1%
% of FP17s Relating to Free Repair or Replacements	10	1,436	0.7%	0.6%	0.7%	0.8%
% of FP17s Relating to Continuations	16	1,436	1.1%	1.1%	1.0%	1.1%
% of Patients satisfied with the dentistry they have received	3	3	N/A	92.2%	91.6%	91.4%
% of Patients satisfied with the time they had to wait for an appointment	3	3	N/A	87.8%	87.9%	87.7%

* This is based on patients treated on this contract for their most recent course of treatment. Figures in italics indicate the base number of FP17s or Patient Questionnaire responses are less than 100. N/A is shown where the base number of responses is less than 10 during the period. % is calculated as Quantity/Base number*100

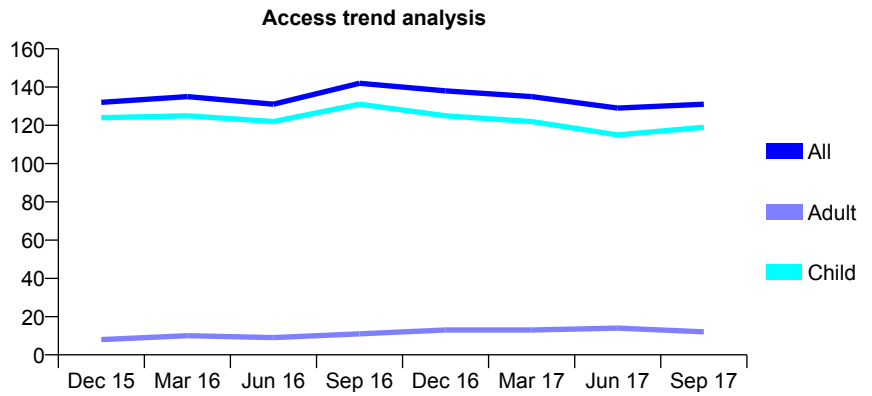
Q70 - Vital Signs At a Glance Contract Report for 346128/0001 - September 2017

Name or company name	MS A BENEKE
Contract type name	GDS Contract
Purpose of contract	General
Contract start date	01/04/2006
Contract end date	

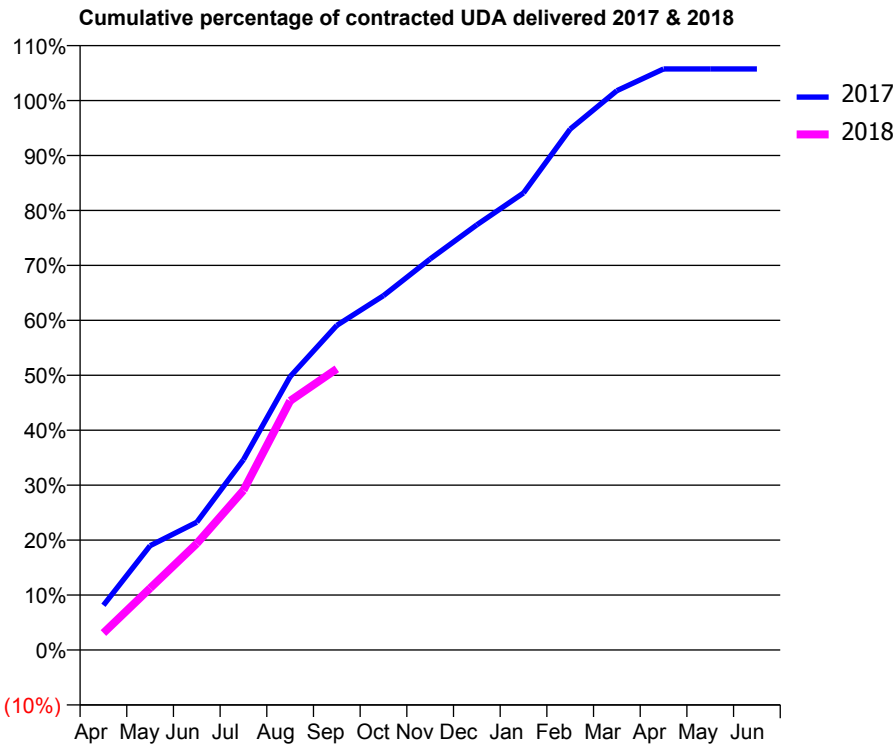
17/18 Contracted general activity (UDA)	258
Carry forward general activity (UDA)	0
17/18 Contracted orthodontic activity (UOA)	0
Carry forward orthodontic activity (UOA)	0
Baseline contract value	£5,246.62

ACCESS*

Patients seen in 24 months	Total	Change since previous quarter
Quarter ending September 2016	142	
Quarter ending December 2016	138	↓
Quarter ending March 2017	135	↓
Quarter ending June 2017	129	↓
Quarter ending September 2017	131	→
Variance since September 2016	(7.7%)	↓



ACTIVITY



Month	Adjusted Scheduled Activity (UDA)	
	2017	2018
April	21	8
May	49	29
June	60	50
July	89	75
August	128	117
September	152	132
October	166	
November	184	
December	200	
January	215	
February	245	
March	263	
April	273	
May	273	
June	273	

QUALITY

	Quantity	Base Number	Contract	AT	Region	England
% of FP17s for the same patient ID Re-attending within 3 months - Children	7	105	6.7%	10.1%	11.4%	11.9%
% of FP17s for the same patient ID Re-attending within 3 months - Adults	0	0	N/A	14.7%	15.7%	15.9%
% of FP17s for the same patient ID Re-attending between 3 & 9 months - Children	57	105	54.3%	60.5%	60.6%	58.1%
% of FP17s for the same patient ID Re-attending between 3 & 9 months - Adults	0	0	N/A	52.1%	52.0%	50.6%
% of FP17s for Band 1 Urgent Courses	0	94	0.0%	9.9%	9.6%	9.1%
% of FP17s Relating to Free Repair or Replacements	0	94	0.0%	0.6%	0.7%	0.8%
% of FP17s Relating to Continuations	0	94	0.0%	1.1%	1.0%	1.1%
% of Patients satisfied with the dentistry they have received	0	0	N/A	92.2%	91.6%	91.4%
% of Patients satisfied with the time they had to wait for an appointment	0	0	N/A	87.8%	87.9%	87.7%

* This is based on patients treated on this contract for their most recent course of treatment. Figures in italics indicate the base number of FP17s or Patient Questionnaire responses are less than 100. N/A is shown where the base number of responses is less than 10 during the period. % is calculated as Quantity/Base number*100

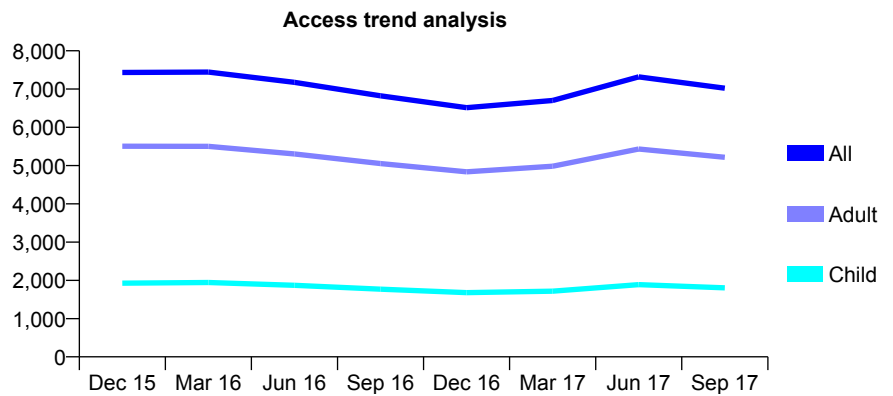
Q70 - Vital Signs At a Glance Contract Report for 352829/0001 - September 2017

Name or company name	MS MD BALACHANDRA
Contract type name	GDS Contract
Purpose of contract	General
Contract start date	28/02/2007
Contract end date	

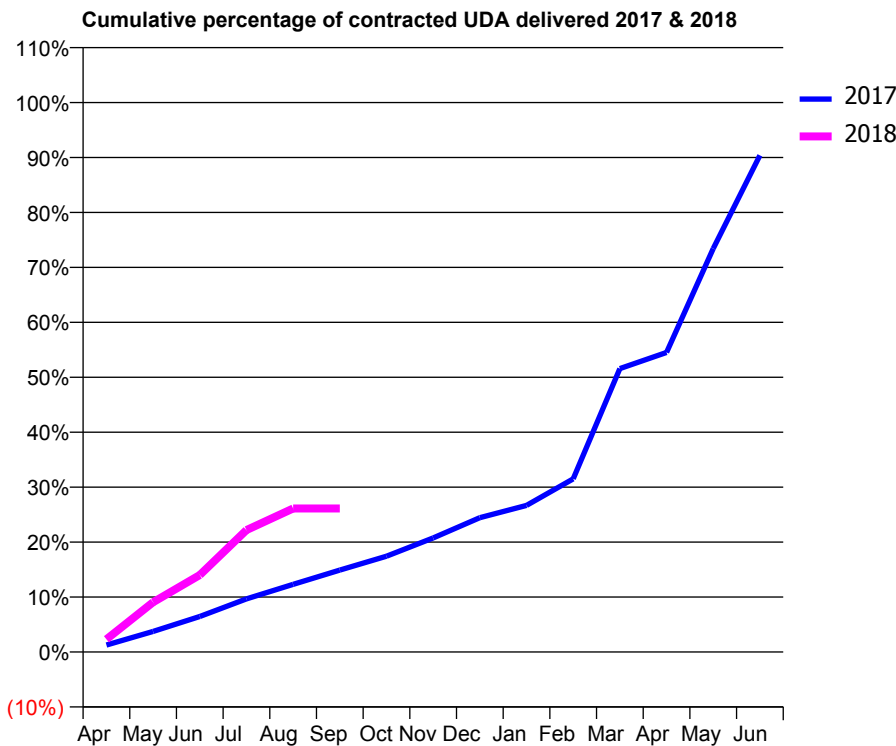
17/18 Contracted general activity (UDA)	20,937
Carry forward general activity (UDA)	0
17/18 Contracted orthodontic activity (UOA)	0
Carry forward orthodontic activity (UOA)	0
Baseline contract value	£518,636.40

ACCESS*

Patients seen in 24 months	Total	Change since previous quarter
Quarter ending September 2016	6,822	
Quarter ending December 2016	6,512	↓
Quarter ending March 2017	6,701	↑
Quarter ending June 2017	7,320	↑
Quarter ending September 2017	7,021	↓
Variance since September 2016	2.9%	↑



ACTIVITY



Month	2017	2018
April	267	484
May	786	1,900
June	1,356	2,933
July	2,023	4,649
August	2,577	5,470
September	3,120	5,470
October	3,652	
November	4,344	
December	5,118	
January	5,589	
February	6,598	
March	10,801	
April	11,414	
May	15,371	
June	18,922	

QUALITY

	Quantity	Base Number	Contract	AT	Region	England
% of FP17s for the same patient ID Re-attending within 3 months - Children	97	1,702	5.7%	10.1%	11.4%	11.9%
% of FP17s for the same patient ID Re-attending within 3 months - Adults	648	5,065	12.8%	14.7%	15.7%	15.9%
% of FP17s for the same patient ID Re-attending between 3 & 9 months - Children	831	1,702	48.8%	60.5%	60.6%	58.1%
% of FP17s for the same patient ID Re-attending between 3 & 9 months - Adults	2,419	5,065	47.8%	52.1%	52.0%	50.6%
% of FP17s for Band 1 Urgent Courses	219	2,954	7.4%	9.9%	9.6%	9.1%
% of FP17s Relating to Free Repair or Replacements	17	2,954	0.6%	0.6%	0.7%	0.8%
% of FP17s Relating to Continuations	14	2,954	0.5%	1.1%	1.0%	1.1%
% of Patients satisfied with the dentistry they have received	12	14	85.7%	92.2%	91.6%	91.4%
% of Patients satisfied with the time they had to wait for an appointment	10	14	71.4%	87.8%	87.9%	87.7%

* This is based on patients treated on this contract for their most recent course of treatment. Figures in italics indicate the base number of FP17s or Patient Questionnaire responses are less than 100. N/A is shown where the base number of responses is less than 10 during the period. % is calculated as Quantity/Base number*100

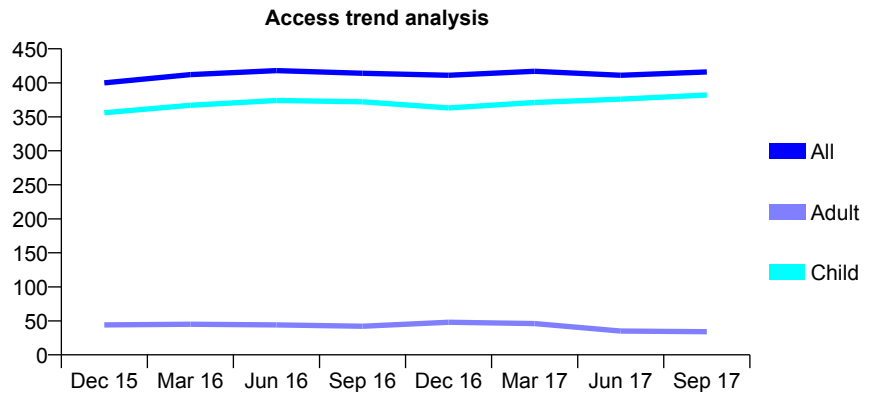
Q70 - Vital Signs At a Glance Contract Report for 353280/0001 - September 2017

Name or company name	MR L GRAHAM
Contract type name	GDS Contract
Purpose of contract	General
Contract start date	01/04/2006
Contract end date	

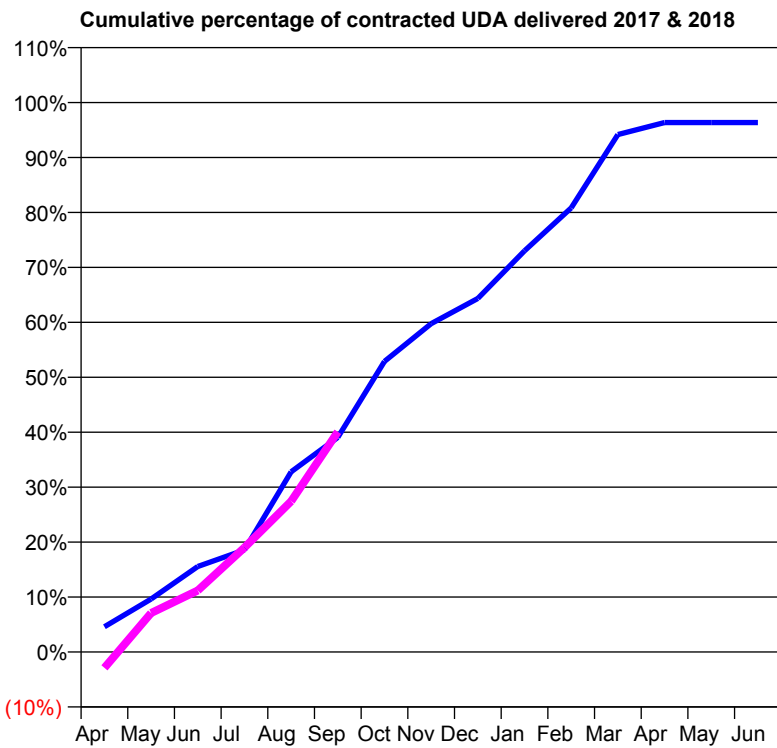
17/18 Contracted general activity (UDA)	831
Carry forward general activity (UDA)	30
17/18 Contracted orthodontic activity (UOA)	0
Carry forward orthodontic activity (UOA)	0
Baseline contract value	£15,906.95

ACCESS*

Patients seen in 24 months	Total	Change since previous quarter
Quarter ending September 2016	414	
Quarter ending December 2016	411	→
Quarter ending March 2017	417	→
Quarter ending June 2017	411	↓
Quarter ending September 2017	416	→
Variance since September 2016	0.5%	→



ACTIVITY



Month	Adjusted Scheduled Activity (UDA)	
	2017	2018
April	38	-24
May	80	59
June	129	93
July	154	158
August	273	228
September	325	333
October	440	
November	497	
December	535	
January	607	
February	672	
March	783	
April	801	
May	801	
June	801	

QUALITY

	Quantity	Base Number	Contract	AT	Region	England
% of FP17s for the same patient ID Re-attending within 3 months - Children	13	258	5.0%	10.1%	11.4%	11.9%
% of FP17s for the same patient ID Re-attending within 3 months - Adults	1	12	8.3%	14.7%	15.7%	15.9%
% of FP17s for the same patient ID Re-attending between 3 & 9 months - Children	141	258	54.7%	60.5%	60.6%	58.1%
% of FP17s for the same patient ID Re-attending between 3 & 9 months - Adults	6	12	50.0%	52.1%	52.0%	50.6%
% of FP17s for Band 1 Urgent Courses	0	258	0.0%	9.9%	9.6%	9.1%
% of FP17s Relating to Free Repair or Replacements	0	258	0.0%	0.6%	0.7%	0.8%
% of FP17s Relating to Continuations	4	258	1.6%	1.1%	1.0%	1.1%
% of Patients satisfied with the dentistry they have received	0	0	N/A	92.2%	91.6%	91.4%
% of Patients satisfied with the time they had to wait for an appointment	0	0	N/A	87.8%	87.9%	87.7%

* This is based on patients treated on this contract for their most recent course of treatment. Figures in italics indicate the base number of FP17s or Patient Questionnaire responses are less than 100. N/A is shown where the base number of responses is less than 10 during the period. % is calculated as Quantity/Base number*100

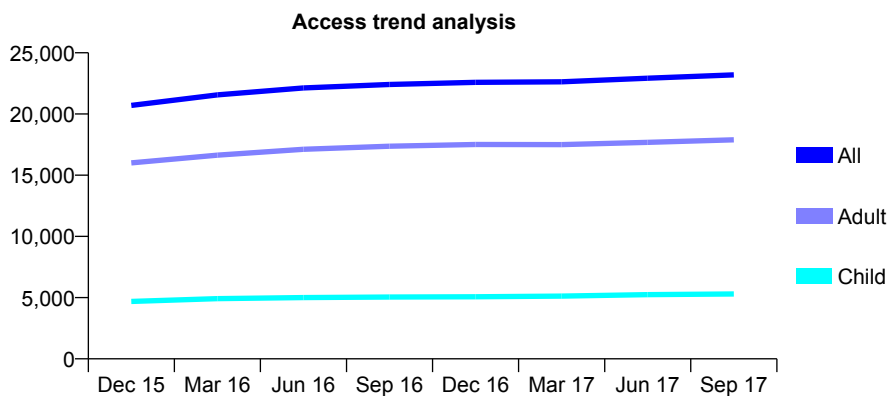
Q70 - Vital Signs At a Glance Contract Report for 353302/0005 - September 2017

Name or company name	MRS A BROGAN
Contract type name	GDS Contract
Purpose of contract	General
Contract start date	01/09/2009
Contract end date	

17/18 Contracted general activity (UDA)	63,987
Carry forward general activity (UDA)	1,181
17/18 Contracted orthodontic activity (UOA)	0
Carry forward orthodontic activity (UOA)	0
Baseline contract value	£1,777,673.83

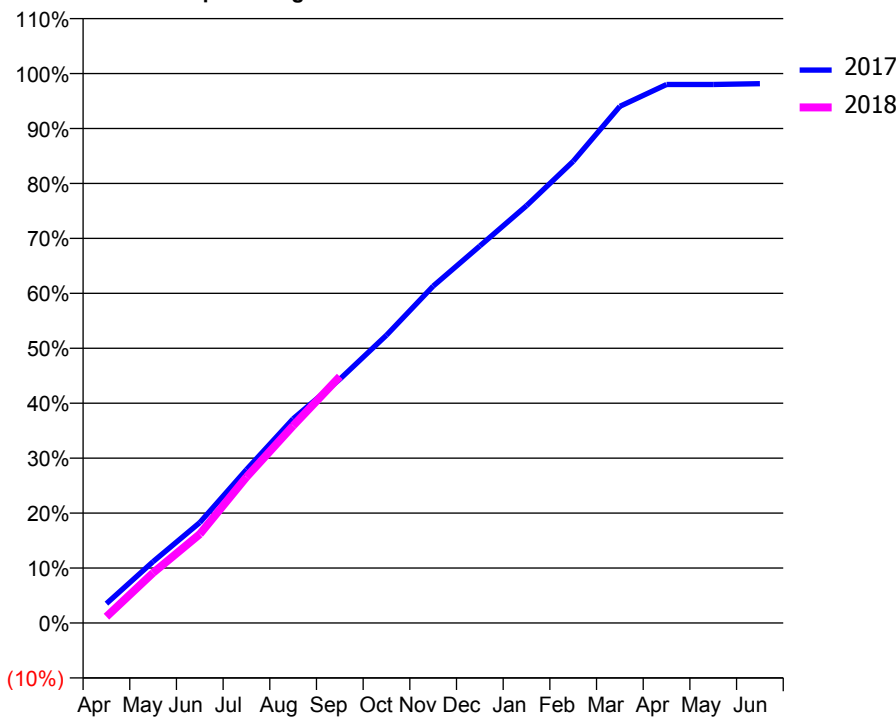
ACCESS*

Patients seen in 24 months	Total	Change since previous quarter
Quarter ending September 2016	22,410	
Quarter ending December 2016	22,584	→
Quarter ending March 2017	22,627	→
Quarter ending June 2017	22,928	→
Quarter ending September 2017	23,198	→
Variance since September 2016	3.5%	↑



ACTIVITY

Cumulative percentage of contracted UDA delivered 2017 & 2018



Month	Adjusted Scheduled Activity (UDA)	
	2017	2018
April	2,261	735
May	7,156	5,850
June	11,699	10,351
July	17,858	16,998
August	23,778	22,969
September	28,389	28,697
October	33,522	
November	39,233	
December	43,912	
January	48,592	
February	53,764	
March	60,156	
April	62,702	
May	62,704	
June	62,805	

QUALITY

	Quantity	Base Number	Contract	AT	Region	England
% of FP17s for the same patient ID Re-attending within 3 months - Children	445	4,153	10.7%	10.1%	11.4%	11.9%
% of FP17s for the same patient ID Re-attending within 3 months - Adults	2,177	11,882	18.3%	14.7%	15.7%	15.9%
% of FP17s for the same patient ID Re-attending between 3 & 9 months - Children	2,248	4,153	54.1%	60.5%	60.6%	58.1%
% of FP17s for the same patient ID Re-attending between 3 & 9 months - Adults	4,947	11,882	41.6%	52.1%	52.0%	50.6%
% of FP17s for Band 1 Urgent Courses	3,741	14,853	25.2%	9.9%	9.6%	9.1%
% of FP17s Relating to Free Repair or Replacements	64	14,853	0.4%	0.6%	0.7%	0.8%
% of FP17s Relating to Continuations	26	14,853	0.2%	1.1%	1.0%	1.1%
% of Patients satisfied with the dentistry they have received	14	15	93.3%	92.2%	91.6%	91.4%
% of Patients satisfied with the time they had to wait for an appointment	13	15	86.7%	87.8%	87.9%	87.7%

* This is based on patients treated on this contract for their most recent course of treatment. Figures in italics indicate the base number of FP17s or Patient Questionnaire responses are less than 100. N/A is shown where the base number of responses is less than 10 during the period. % is calculated as Quantity/Base number*100

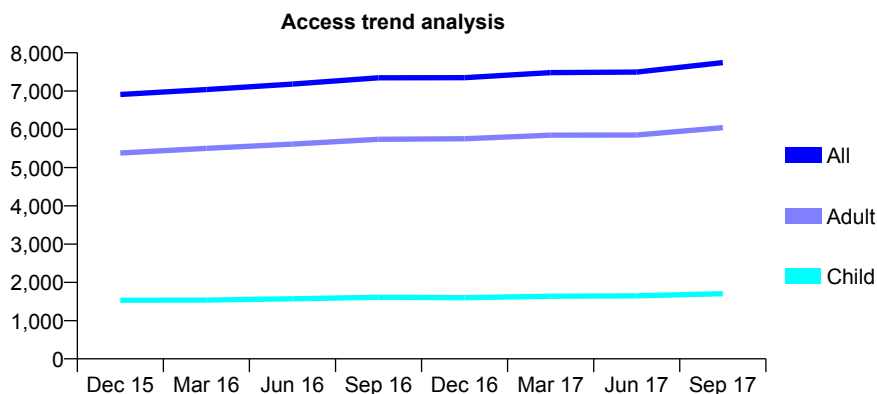
Q70 - Vital Signs At a Glance Contract Report for 353663/0001 - September 2017

Name or company name	MR G PAPOUTSIS
Contract type name	GDS Contract
Purpose of contract	General
Contract start date	01/04/2006
Contract end date	

17/18 Contracted general activity (UDA)	24,990
Carry forward general activity (UDA)	599
17/18 Contracted orthodontic activity (UOA)	0
Carry forward orthodontic activity (UOA)	0
Baseline contract value	£743,817.00

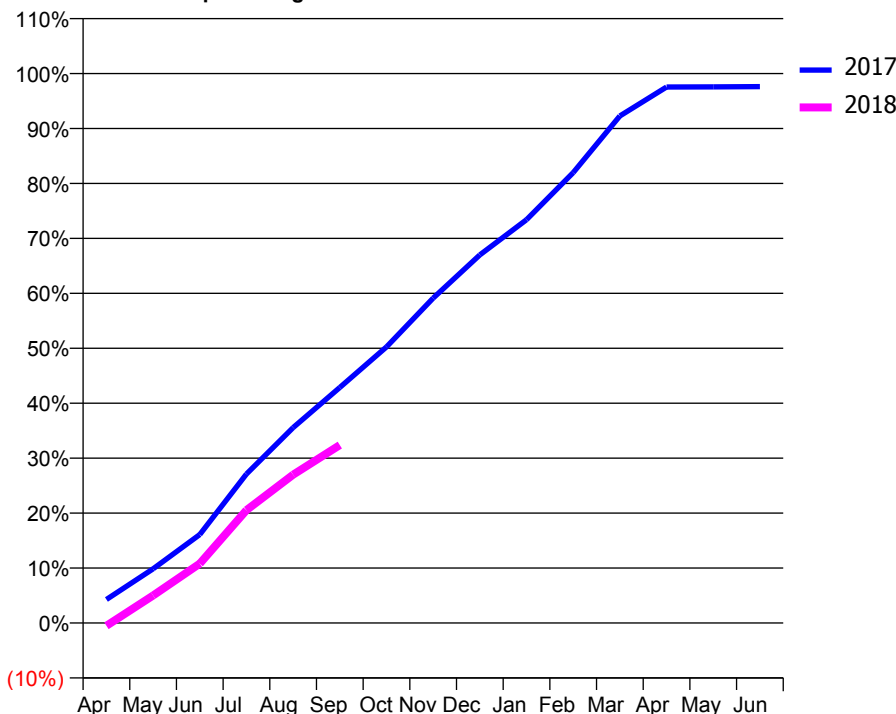
ACCESS*

Patients seen in 24 months	Total	Change since previous quarter
Quarter ending September 2016	7,347	
Quarter ending December 2016	7,351	→
Quarter ending March 2017	7,484	→
Quarter ending June 2017	7,498	→
Quarter ending September 2017	7,743	↑
Variance since September 2016	5.4%	↑



ACTIVITY

Cumulative percentage of contracted UDA delivered 2017 & 2018



Month	Adjusted Scheduled Activity (UDA)	
	2017	2018
April	1,072	-132
May	2,467	1,254
June	4,026	2,701
July	6,778	5,132
August	8,886	6,749
September	10,710	8,091
October	12,557	
November	14,776	
December	16,740	
January	18,341	
February	20,481	
March	23,060	
April	24,378	
May	24,379	
June	24,391	

QUALITY

	Quantity	Base Number	Contract	AT	Region	England
% of FP17s for the same patient ID Re-attending within 3 months - Children	59	1,176	5.0%	10.1%	11.4%	11.9%
% of FP17s for the same patient ID Re-attending within 3 months - Adults	461	4,046	11.4%	14.7%	15.7%	15.9%
% of FP17s for the same patient ID Re-attending between 3 & 9 months - Children	728	1,176	61.9%	60.5%	60.6%	58.1%
% of FP17s for the same patient ID Re-attending between 3 & 9 months - Adults	2,326	4,046	57.5%	52.1%	52.0%	50.6%
% of FP17s for Band 1 Urgent Courses	303	4,658	6.5%	9.9%	9.6%	9.1%
% of FP17s Relating to Free Repair or Replacements	30	4,658	0.6%	0.6%	0.7%	0.8%
% of FP17s Relating to Continuations	58	4,658	1.2%	1.1%	1.0%	1.1%
% of Patients satisfied with the dentistry they have received	17	18	94.4%	92.2%	91.6%	91.4%
% of Patients satisfied with the time they had to wait for an appointment	17	18	94.4%	87.8%	87.9%	87.7%

* This is based on patients treated on this contract for their most recent course of treatment. Figures in italics indicate the base number of FP17s or Patient Questionnaire responses are less than 100. N/A is shown where the base number of responses is less than 10 during the period. % is calculated as Quantity/Base number*100

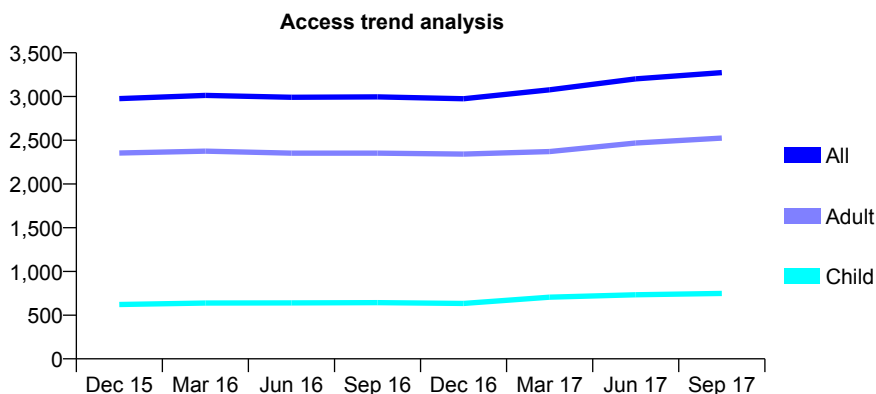
Q70 - Vital Signs At a Glance Contract Report for 356328/0002 - September 2017

Name or company name	MR JC KOTZE
Contract type name	GDS Contract
Purpose of contract	General
Contract start date	01/06/2009
Contract end date	

17/18 Contracted general activity (UDA)	8,400
Carry forward general activity (UDA)	0
17/18 Contracted orthodontic activity (UOA)	0
Carry forward orthodontic activity (UOA)	0
Baseline contract value	£200,911.24

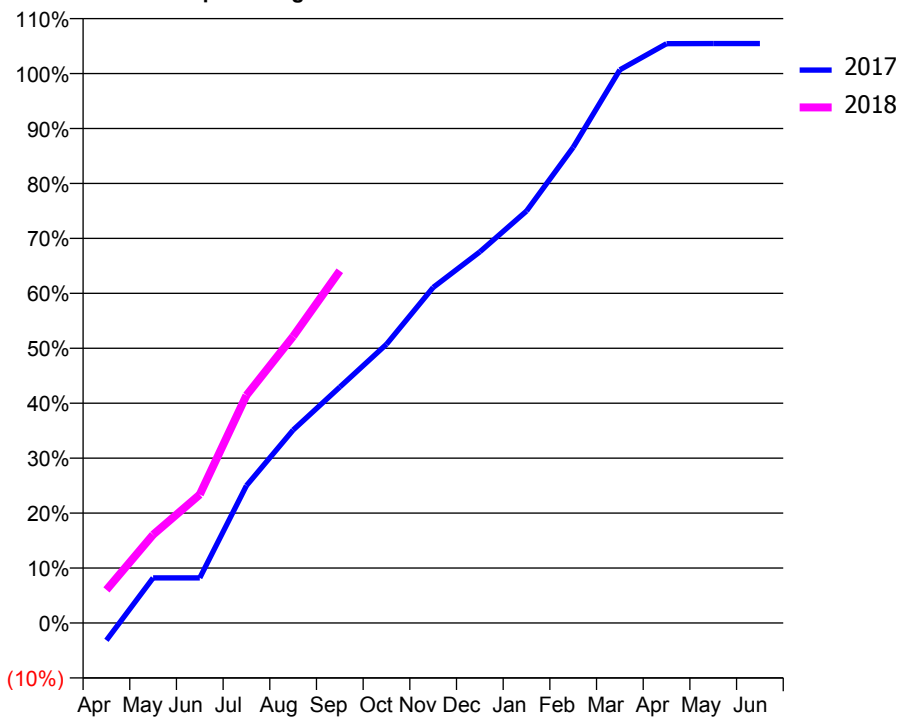
ACCESS*

Patients seen in 24 months	Total	Change since previous quarter
Quarter ending September 2016	2,996	
Quarter ending December 2016	2,974	→
Quarter ending March 2017	3,077	↑
Quarter ending June 2017	3,202	↑
Quarter ending September 2017	3,273	↑
Variance since September 2016	9.2%	↑



ACTIVITY

Cumulative percentage of contracted UDA delivered 2017 & 2018



Adjusted Scheduled Activity (UDA)

Month	2017	2018
April	-265	507
May	689	1,350
June	689	1,963
July	2,101	3,481
August	2,951	4,381
September	3,607	5,385
October	4,261	
November	5,130	
December	5,675	
January	6,297	
February	7,272	
March	8,456	
April	8,856	
May	8,857	
June	8,857	

QUALITY

	Quantity	Base Number	Contract	AT	Region	England
% of FP17s for the same patient ID Re-attending within 3 months - Children	121	782	15.5%	10.1%	11.4%	11.9%
% of FP17s for the same patient ID Re-attending within 3 months - Adults	352	1,910	18.4%	14.7%	15.7%	15.9%
% of FP17s for the same patient ID Re-attending between 3 & 9 months - Children	453	782	57.9%	60.5%	60.6%	58.1%
% of FP17s for the same patient ID Re-attending between 3 & 9 months - Adults	948	1,910	49.6%	52.1%	52.0%	50.6%
% of FP17s for Band 1 Urgent Courses	176	2,507	7.0%	9.9%	9.6%	9.1%
% of FP17s Relating to Free Repair or Replacements	39	2,507	1.6%	0.6%	0.7%	0.8%
% of FP17s Relating to Continuations	50	2,507	2.0%	1.1%	1.0%	1.1%
% of Patients satisfied with the dentistry they have received	6	7	N/A	92.2%	91.6%	91.4%
% of Patients satisfied with the time they had to wait for an appointment	7	7	N/A	87.8%	87.9%	87.7%

* This is based on patients treated on this contract for their most recent course of treatment. Figures in italics indicate the base number of FP17s or Patient Questionnaire responses are less than 100. N/A is shown where the base number of responses is less than 10 during the period. % is calculated as Quantity/Base number*100

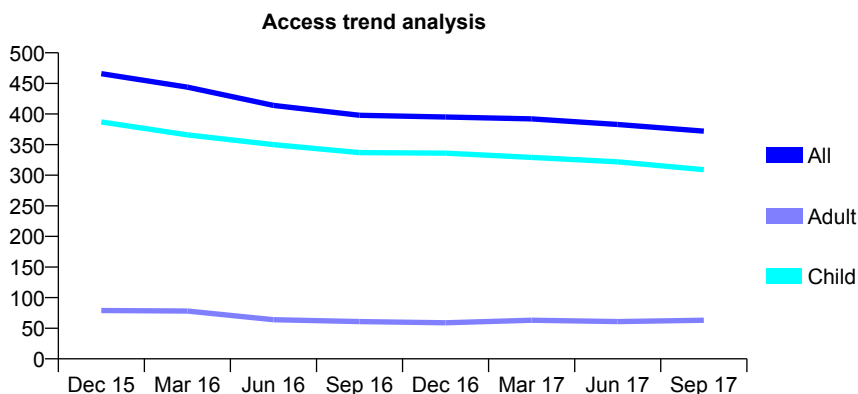
Q70 - Vital Signs At a Glance Contract Report for 559458/0001 - September 2017

Name or company name	Dr Sandip Dau
Contract type name	GDS Contract
Purpose of contract	General
Contract start date	01/04/2006
Contract end date	

17/18 Contracted general activity (UDA)	1,500
Carry forward general activity (UDA)	0
17/18 Contracted orthodontic activity (UOA)	0
Carry forward orthodontic activity (UOA)	0
Baseline contract value	£35,607.34

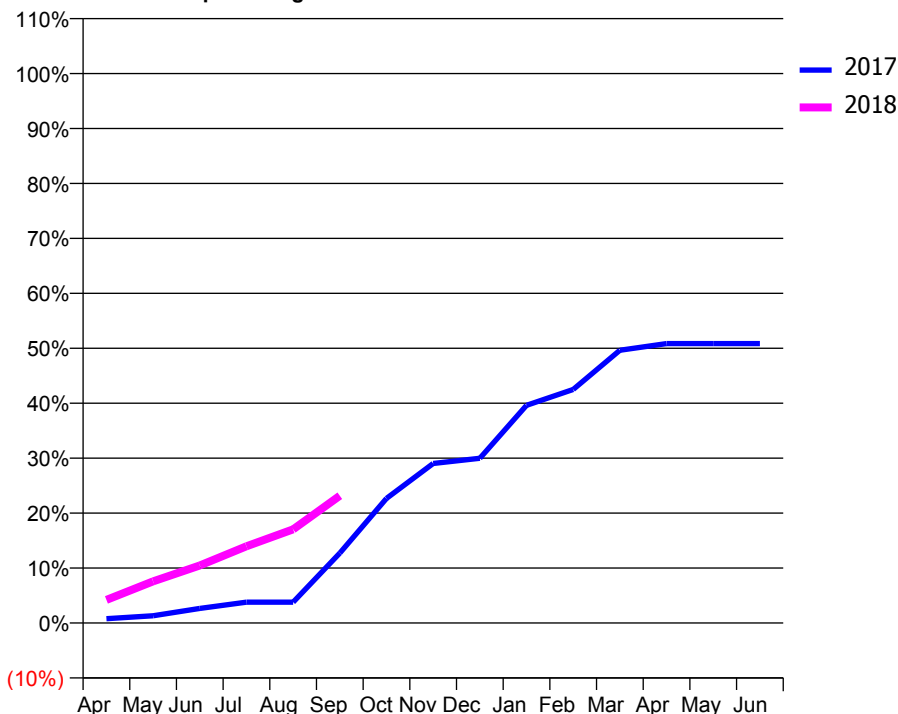
ACCESS*

Patients seen in 24 months	Total	Change since previous quarter
Quarter ending September 2016	398	
Quarter ending December 2016	395	→
Quarter ending March 2017	392	→
Quarter ending June 2017	383	↓
Quarter ending September 2017	372	↓
Variance since September 2016	(6.5%)	↓



ACTIVITY

Cumulative percentage of contracted UDA delivered 2017 & 2018



Adjusted Scheduled Activity (UDA)

Month	2017	2018
April	12	63
May	20	114
June	40	157
July	57	209
August	57	256
September	191	348
October	340	
November	436	
December	450	
January	594	
February	638	
March	745	
April	763	
May	763	
June	763	

QUALITY

	Quantity	Base Number	Contract	AT	Region	England
% of FP17s for the same patient ID Re-attending within 3 months - Children	13	279	4.7%	10.1%	11.4%	11.9%
% of FP17s for the same patient ID Re-attending within 3 months - Adults	0	21	0.0%	14.7%	15.7%	15.9%
% of FP17s for the same patient ID Re-attending between 3 & 9 months - Children	231	279	82.8%	60.5%	60.6%	58.1%
% of FP17s for the same patient ID Re-attending between 3 & 9 months - Adults	17	21	81.0%	52.1%	52.0%	50.6%
% of FP17s for Band 1 Urgent Courses	13	286	4.5%	9.9%	9.6%	9.1%
% of FP17s Relating to Free Repair or Replacements	0	286	0.0%	0.6%	0.7%	0.8%
% of FP17s Relating to Continuations	0	286	0.0%	1.1%	1.0%	1.1%
% of Patients satisfied with the dentistry they have received	0	0	N/A	92.2%	91.6%	91.4%
% of Patients satisfied with the time they had to wait for an appointment	0	0	N/A	87.8%	87.9%	87.7%

* This is based on patients treated on this contract for their most recent course of treatment. Figures in italics indicate the base number of FP17s or Patient Questionnaire responses are less than 100. N/A is shown where the base number of responses is less than 10 during the period. % is calculated as Quantity/Base number*100

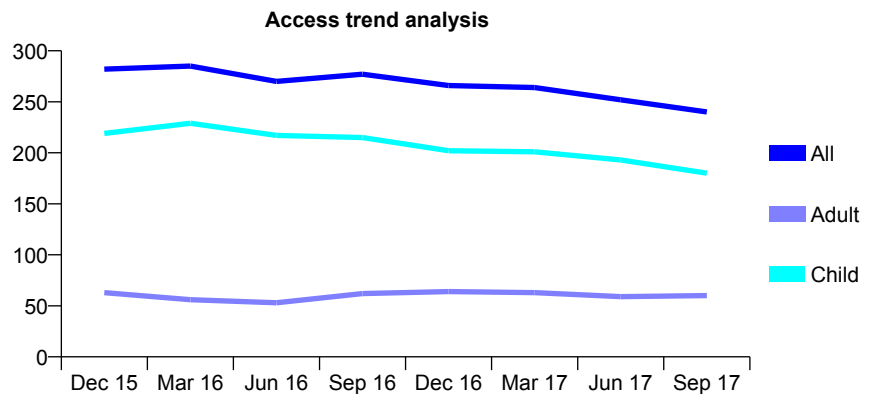
Q70 - Vital Signs At a Glance Contract Report for 563749/0002 - September 2017

Name or company name	MR SR DAY
Contract type name	GDS Contract
Purpose of contract	General
Contract start date	18/07/2007
Contract end date	

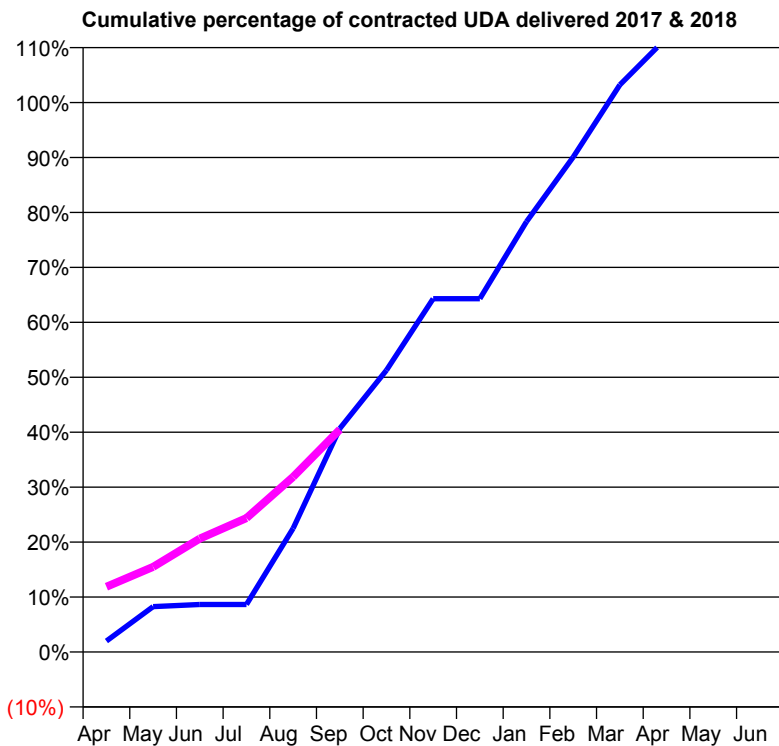
17/18 Contracted general activity (UDA)	800
Carry forward general activity (UDA)	-95
17/18 Contracted orthodontic activity (UOA)	0
Carry forward orthodontic activity (UOA)	0
Baseline contract value	£15,899.92

ACCESS*

Patients seen in 24 months	Total	Change since previous quarter
Quarter ending September 2016	277	
Quarter ending December 2016	266	↓
Quarter ending March 2017	264	→
Quarter ending June 2017	252	↓
Quarter ending September 2017	240	↓
Variance since September 2016	(13.4%)	↓



ACTIVITY



Month	Adjusted Scheduled Activity (UDA)	
	2017	2018
April	16	95
May	66	124
June	69	165
July	69	195
August	180	255
September	325	324
October	410	
November	514	
December	514	
January	627	
February	721	
March	826	
April	894	
May	895	
June	895	

QUALITY

	Quantity	Base Number	Contract	AT	Region	England
% of FP17s for the same patient ID Re-attending within 3 months - Children	17	147	11.6%	10.1%	11.4%	11.9%
% of FP17s for the same patient ID Re-attending within 3 months - Adults	3	22	13.6%	14.7%	15.7%	15.9%
% of FP17s for the same patient ID Re-attending between 3 & 9 months - Children	104	147	70.7%	60.5%	60.6%	58.1%
% of FP17s for the same patient ID Re-attending between 3 & 9 months - Adults	18	22	81.8%	52.1%	52.0%	50.6%
% of FP17s for Band 1 Urgent Courses	5	134	3.7%	9.9%	9.6%	9.1%
% of FP17s Relating to Free Repair or Replacements	0	134	0.0%	0.6%	0.7%	0.8%
% of FP17s Relating to Continuations	0	134	0.0%	1.1%	1.0%	1.1%
% of Patients satisfied with the dentistry they have received	0	0	N/A	92.2%	91.6%	91.4%
% of Patients satisfied with the time they had to wait for an appointment	0	0	N/A	87.8%	87.9%	87.7%

* This is based on patients treated on this contract for their most recent course of treatment. Figures in italics indicate the base number of FP17s or Patient Questionnaire responses are less than 100. N/A is shown where the base number of responses is less than 10 during the period. % is calculated as Quantity/Base number*100

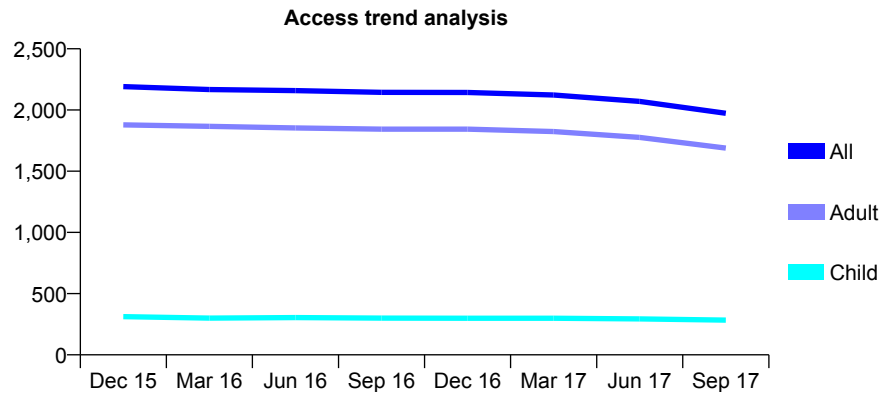
Q70 - Vital Signs At a Glance Contract Report for 564796/0001 - September 2017

Name or company name	CP Dental
Contract type name	GDS Contract
Purpose of contract	General
Contract start date	01/04/2006
Contract end date	

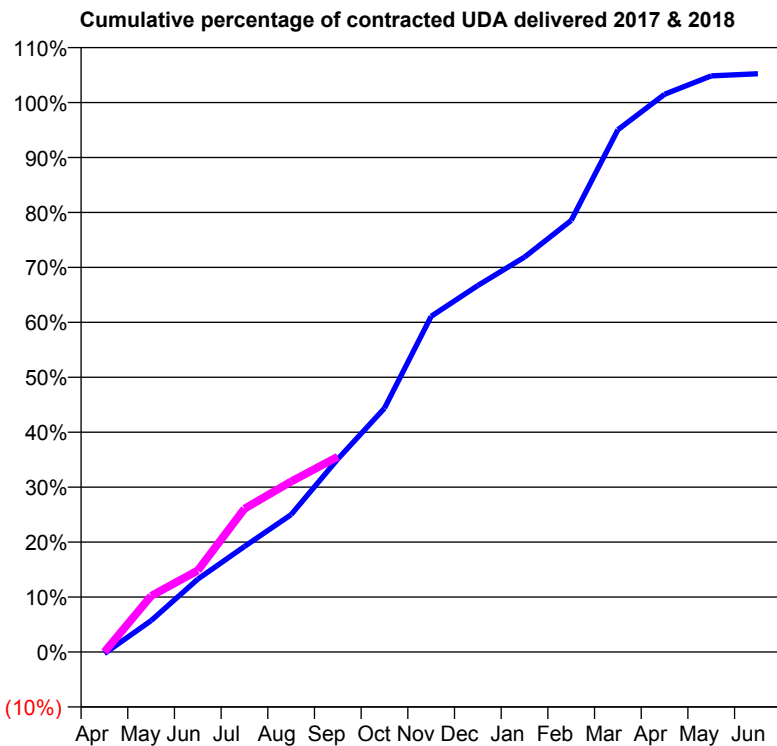
17/18 Contracted general activity (UDA)	6,504
Carry forward general activity (UDA)	0
17/18 Contracted orthodontic activity (UOA)	0
Carry forward orthodontic activity (UOA)	0
Baseline contract value	£151,645.31

ACCESS*

Patients seen in 24 months	Total	Change since previous quarter
Quarter ending September 2016	2,144	
Quarter ending December 2016	2,143	→
Quarter ending March 2017	2,123	→
Quarter ending June 2017	2,070	↓
Quarter ending September 2017	1,973	↓
Variance since September 2016	(8.0%)	↓



ACTIVITY



Month	Adjusted Scheduled Activity (UDA)	
	2017	2018
April	-19	0
May	371	664
June	863	965
July	1,250	1,696
August	1,626	2,018
September	2,284	2,312
October	2,886	
November	3,973	
December	4,338	
January	4,675	
February	5,108	
March	6,182	
April	6,602	
May	6,820	
June	6,844	

QUALITY

	Quantity	Base Number	Contract	AT	Region	England
% of FP17s for the same patient ID Re-attending within 3 months - Children	12	221	5.4%	10.1%	11.4%	11.9%
% of FP17s for the same patient ID Re-attending within 3 months - Adults	151	1,318	11.5%	14.7%	15.7%	15.9%
% of FP17s for the same patient ID Re-attending between 3 & 9 months - Children	154	221	69.7%	60.5%	60.6%	58.1%
% of FP17s for the same patient ID Re-attending between 3 & 9 months - Adults	883	1,318	67.0%	52.1%	52.0%	50.6%
% of FP17s for Band 1 Urgent Courses	87	1,231	7.1%	9.9%	9.6%	9.1%
% of FP17s Relating to Free Repair or Replacements	5	1,231	0.4%	0.6%	0.7%	0.8%
% of FP17s Relating to Continuations	0	1,231	0.0%	1.1%	1.0%	1.1%
% of Patients satisfied with the dentistry they have received	0	0	N/A	92.2%	91.6%	91.4%
% of Patients satisfied with the time they had to wait for an appointment	0	0	N/A	87.8%	87.9%	87.7%

* This is based on patients treated on this contract for their most recent course of treatment. Figures in italics indicate the base number of FP17s or Patient Questionnaire responses are less than 100. N/A is shown where the base number of responses is less than 10 during the period. % is calculated as Quantity/Base number*100

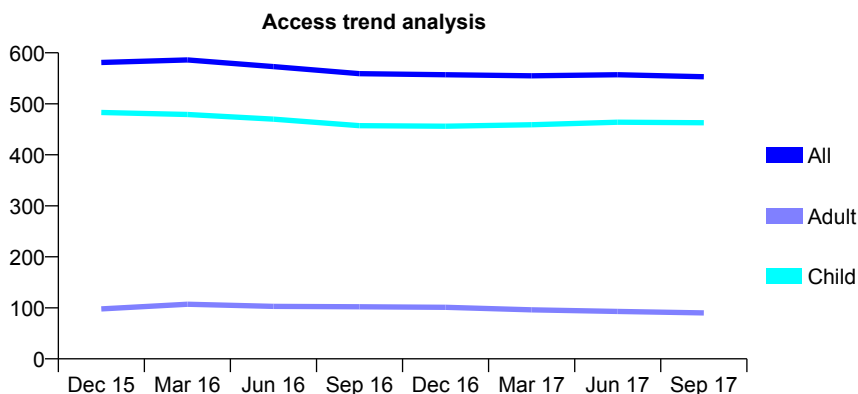
Q70 - Vital Signs At a Glance Contract Report for 565792/0001 - September 2017

Name or company name	MR N DOBBS
Contract type name	GDS Contract
Purpose of contract	General
Contract start date	01/04/2006
Contract end date	

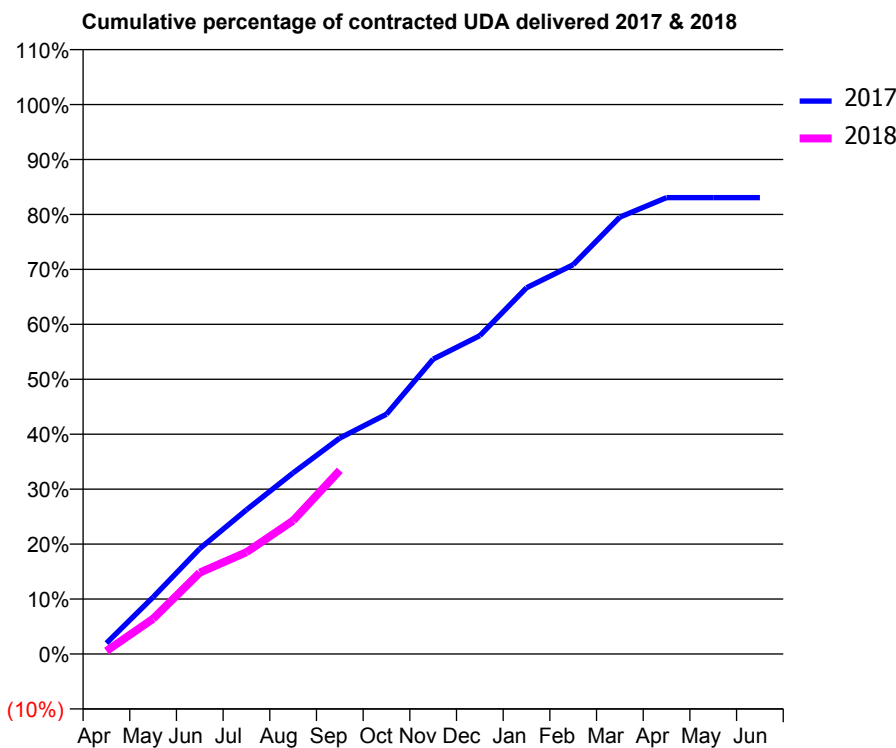
17/18 Contracted general activity (UDA)	1,823
Carry forward general activity (UDA)	0
17/18 Contracted orthodontic activity (UOA)	0
Carry forward orthodontic activity (UOA)	0
Baseline contract value	£38,307.23

ACCESS*

Patients seen in 24 months	Total	Change since previous quarter
Quarter ending September 2016	559	
Quarter ending December 2016	557	→
Quarter ending March 2017	555	→
Quarter ending June 2017	557	→
Quarter ending September 2017	553	→
Variance since September 2016	(1.1%)	↓



ACTIVITY



Month	Adjusted Scheduled Activity (UDA)	
	2017	2018
April	36	10
May	189	117
June	350	270
July	478	338
August	601	443
September	717	609
October	796	
November	978	
December	1,056	
January	1,215	
February	1,292	
March	1,449	
April	1,514	
May	1,514	
June	1,514	

QUALITY

	Quantity	Base Number	Contract	AT	Region	England
% of FP17s for the same patient ID Re-attending within 3 months - Children	9	387	2.3%	10.1%	11.4%	11.9%
% of FP17s for the same patient ID Re-attending within 3 months - Adults	3	35	8.6%	14.7%	15.7%	15.9%
% of FP17s for the same patient ID Re-attending between 3 & 9 months - Children	291	387	75.2%	60.5%	60.6%	58.1%
% of FP17s for the same patient ID Re-attending between 3 & 9 months - Adults	27	35	77.1%	52.1%	52.0%	50.6%
% of FP17s for Band 1 Urgent Courses	6	386	1.6%	9.9%	9.6%	9.1%
% of FP17s Relating to Free Repair or Replacements	0	386	0.0%	0.6%	0.7%	0.8%
% of FP17s Relating to Continuations	0	386	0.0%	1.1%	1.0%	1.1%
% of Patients satisfied with the dentistry they have received	3	3	N/A	92.2%	91.6%	91.4%
% of Patients satisfied with the time they had to wait for an appointment	3	3	N/A	87.8%	87.9%	87.7%

* This is based on patients treated on this contract for their most recent course of treatment. Figures in italics indicate the base number of FP17s or Patient Questionnaire responses are less than 100. N/A is shown where the base number of responses is less than 10 during the period. % is calculated as Quantity/Base number*100

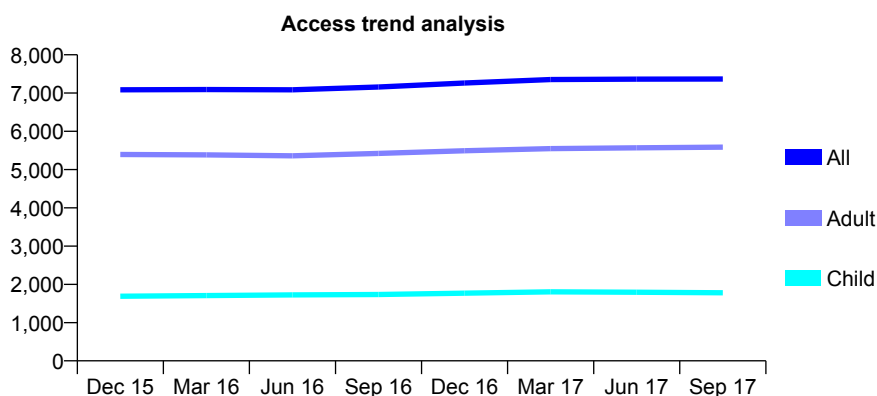
Q70 - Vital Signs At a Glance Contract Report for 566403/0001 - September 2017

Name or company name	MR WM FLETT
Contract type name	GDS Contract
Purpose of contract	General
Contract start date	01/04/2006
Contract end date	

17/18 Contracted general activity (UDA)	18,531
Carry forward general activity (UDA)	0
17/18 Contracted orthodontic activity (UOA)	0
Carry forward orthodontic activity (UOA)	0
Baseline contract value	£497,681.62

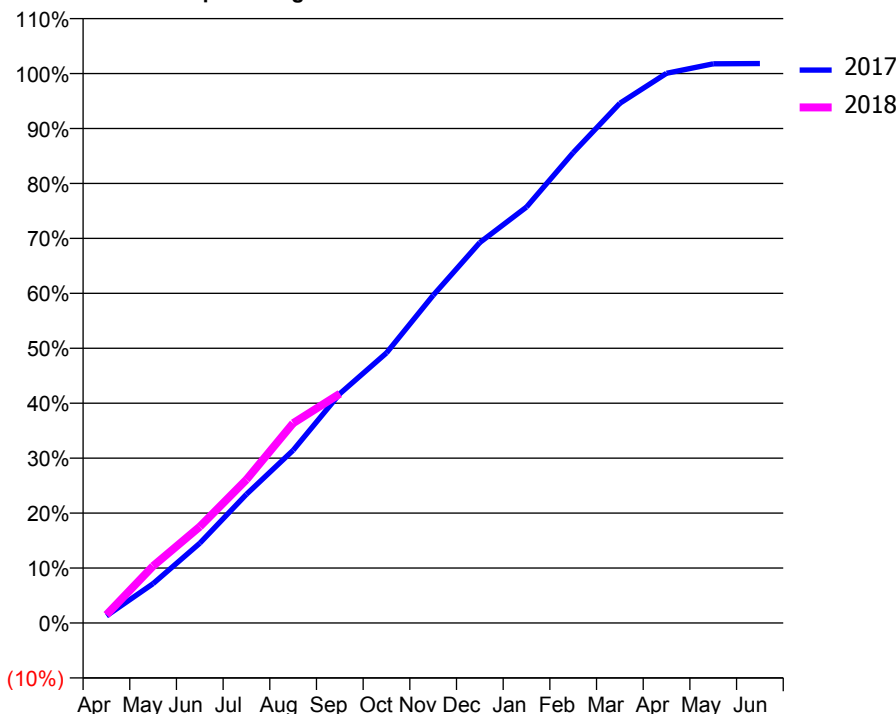
ACCESS*

Patients seen in 24 months	Total	Change since previous quarter
Quarter ending September 2016	7,157	
Quarter ending December 2016	7,263	→
Quarter ending March 2017	7,352	→
Quarter ending June 2017	7,364	→
Quarter ending September 2017	7,366	→
Variance since September 2016	2.9%	↑



ACTIVITY

Cumulative percentage of contracted UDA delivered 2017 & 2018



Month	Adjusted Scheduled Activity (UDA)	
	2017	2018
April	241	277
May	1,328	1,921
June	2,691	3,247
July	4,340	4,838
August	5,825	6,737
September	7,733	7,730
October	9,108	
November	11,053	
December	12,830	
January	14,027	
February	15,861	
March	17,525	
April	18,540	
May	18,859	
June	18,866	

QUALITY

	Quantity	Base Number	Contract	AT	Region	England
% of FP17s for the same patient ID Re-attending within 3 months - Children	83	1,255	6.6%	10.1%	11.4%	11.9%
% of FP17s for the same patient ID Re-attending within 3 months - Adults	558	3,818	14.6%	14.7%	15.7%	15.9%
% of FP17s for the same patient ID Re-attending between 3 & 9 months - Children	791	1,255	63.0%	60.5%	60.6%	58.1%
% of FP17s for the same patient ID Re-attending between 3 & 9 months - Adults	1,850	3,818	48.5%	52.1%	52.0%	50.6%
% of FP17s for Band 1 Urgent Courses	313	4,336	7.2%	9.9%	9.6%	9.1%
% of FP17s Relating to Free Repair or Replacements	95	4,336	2.2%	0.6%	0.7%	0.8%
% of FP17s Relating to Continuations	20	4,336	0.5%	1.1%	1.0%	1.1%
% of Patients satisfied with the dentistry they have received	13	13	100.0%	92.2%	91.6%	91.4%
% of Patients satisfied with the time they had to wait for an appointment	10	13	76.9%	87.8%	87.9%	87.7%

* This is based on patients treated on this contract for their most recent course of treatment. Figures in italics indicate the base number of FP17s or Patient Questionnaire responses are less than 100. N/A is shown where the base number of responses is less than 10 during the period. % is calculated as Quantity/Base number*100

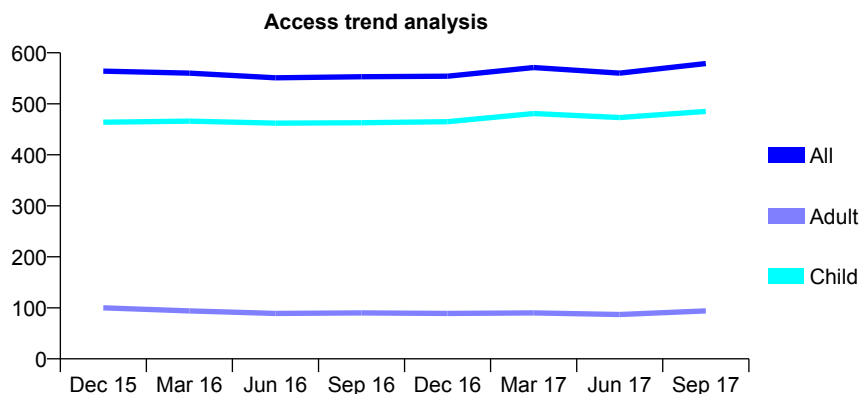
Q70 - Vital Signs At a Glance Contract Report for 567019/0001 - September 2017

Name or company name	MR JH PHELPS
Contract type name	GDS Contract
Purpose of contract	General
Contract start date	01/04/2006
Contract end date	

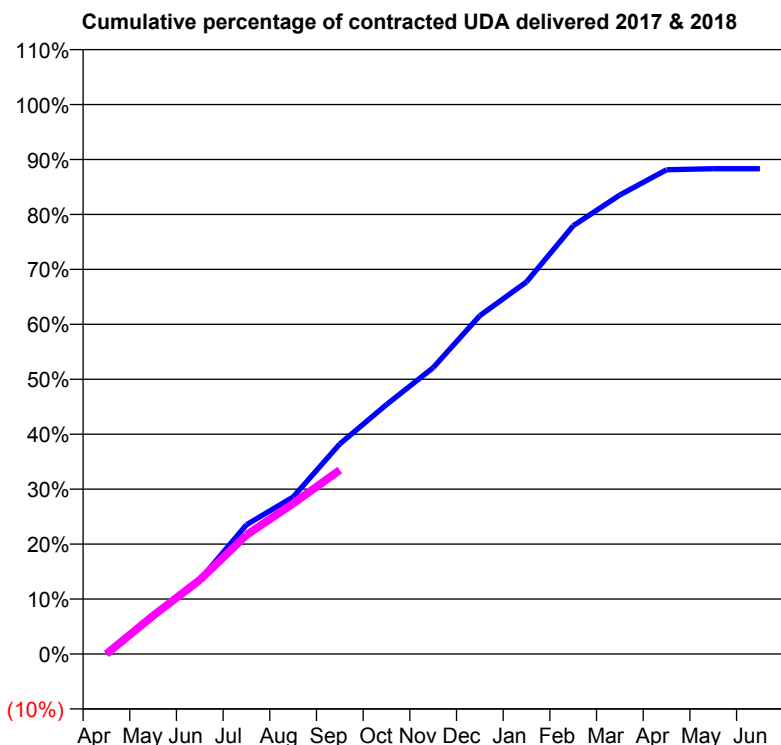
17/18 Contracted general activity (UDA)	1,526
Carry forward general activity (UDA)	0
17/18 Contracted orthodontic activity (UOA)	0
Carry forward orthodontic activity (UOA)	0
Baseline contract value	£33,089.24

ACCESS*

Patients seen in 24 months	Total	Change since previous quarter
Quarter ending September 2016	553	
Quarter ending December 2016	554	→
Quarter ending March 2017	571	↑
Quarter ending June 2017	560	↓
Quarter ending September 2017	579	↑
Variance since September 2016	4.7%	↑



ACTIVITY



Month	Adjusted Scheduled Activity (UDA)	
	2017	2018
April	0	0
May	105	106
June	206	206
July	359	330
August	436	418
September	583	511
October	693	
November	795	
December	940	
January	1,033	
February	1,189	
March	1,275	
April	1,345	
May	1,348	
June	1,348	

QUALITY

	Quantity	Base Number	Contract	AT	Region	England
% of FP17s for the same patient ID Re-attending within 3 months - Children	39	423	9.2%	10.1%	11.4%	11.9%
% of FP17s for the same patient ID Re-attending within 3 months - Adults	5	38	13.2%	14.7%	15.7%	15.9%
% of FP17s for the same patient ID Re-attending between 3 & 9 months - Children	298	423	70.4%	60.5%	60.6%	58.1%
% of FP17s for the same patient ID Re-attending between 3 & 9 months - Adults	27	38	71.1%	52.1%	52.0%	50.6%
% of FP17s for Band 1 Urgent Courses	9	404	2.2%	9.9%	9.6%	9.1%
% of FP17s Relating to Free Repair or Replacements	0	404	0.0%	0.6%	0.7%	0.8%
% of FP17s Relating to Continuations	0	404	0.0%	1.1%	1.0%	1.1%
% of Patients satisfied with the dentistry they have received	0	0	N/A	92.2%	91.6%	91.4%
% of Patients satisfied with the time they had to wait for an appointment	0	0	N/A	87.8%	87.9%	87.7%

* This is based on patients treated on this contract for their most recent course of treatment. Figures in italics indicate the base number of FP17s or Patient Questionnaire responses are less than 100. N/A is shown where the base number of responses is less than 10 during the period. % is calculated as Quantity/Base number*100

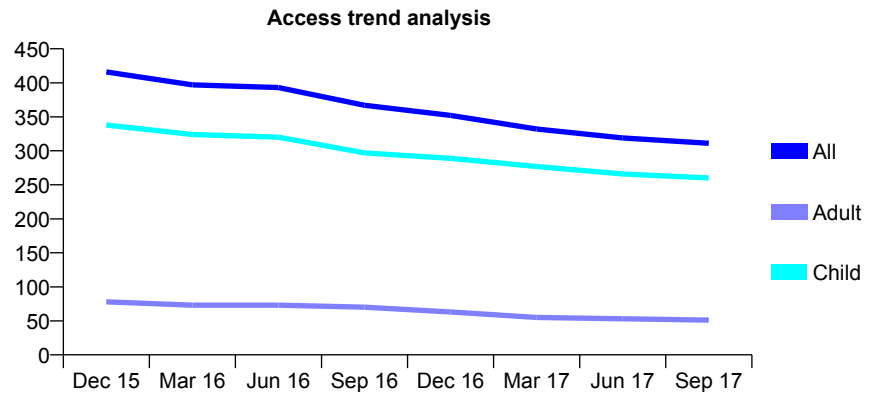
Q70 - Vital Signs At a Glance Contract Report for 567485/0002 - September 2017

Name or company name	MR PT JONES
Contract type name	GDS Contract
Purpose of contract	General and Orthodontic
Contract start date	01/04/2006
Contract end date	

17/18 Contracted general activity (UDA)	800
Carry forward general activity (UDA)	0
17/18 Contracted orthodontic activity (UOA)	182
Carry forward orthodontic activity (UOA)	0
Baseline contract value	£37,135.71

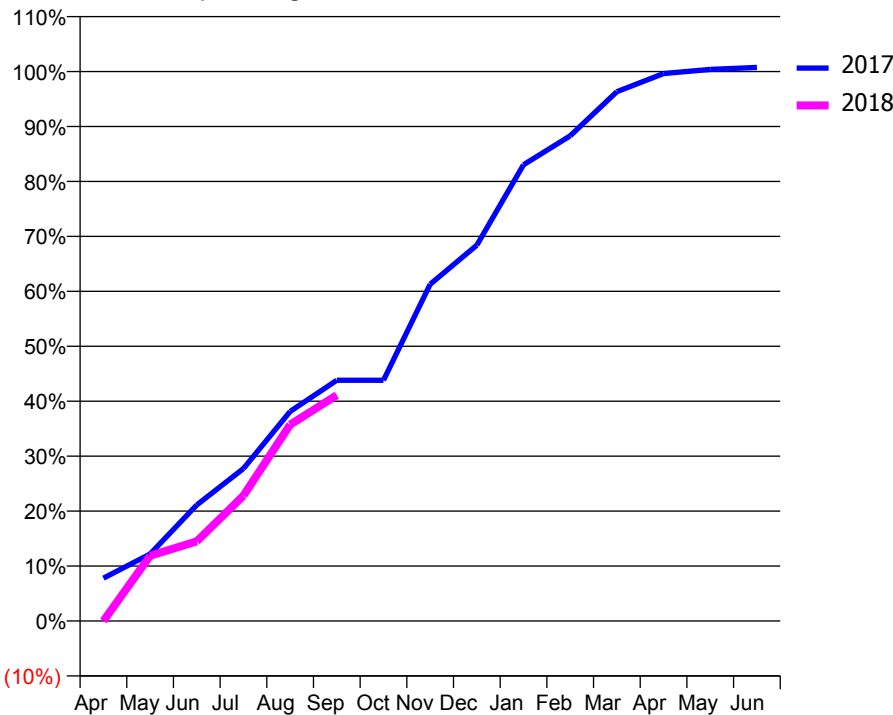
ACCESS*

Patients seen in 24 months	Total	Change since previous quarter
Quarter ending September 2016	367	
Quarter ending December 2016	352	↓
Quarter ending March 2017	332	↓
Quarter ending June 2017	319	↓
Quarter ending September 2017	311	↓
Variance since September 2016	(15.3%)	↓



ACTIVITY

Cumulative percentage of contracted UDA delivered 2017 & 2018



Month	Adjusted Scheduled Activity (UDA)	
	2017	2018
April	62	0
May	98	95
June	169	116
July	222	183
August	305	286
September	351	329
October	351	
November	490	
December	547	
January	664	
February	706	
March	771	
April	797	
May	803	
June	806	

QUALITY

	Quantity	Base Number	Contract	AT	Region	England
% of FP17s for the same patient ID Re-attending within 3 months - Children	31	240	12.9%	10.1%	11.4%	11.9%
% of FP17s for the same patient ID Re-attending within 3 months - Adults	3	21	14.3%	14.7%	15.7%	15.9%
% of FP17s for the same patient ID Re-attending between 3 & 9 months - Children	180	240	75.0%	60.5%	60.6%	58.1%
% of FP17s for the same patient ID Re-attending between 3 & 9 months - Adults	14	21	66.7%	52.1%	52.0%	50.6%
% of FP17s for Band 1 Urgent Courses	4	210	1.9%	9.9%	9.6%	9.1%
% of FP17s Relating to Free Repair or Replacements	0	210	0.0%	0.6%	0.7%	0.8%
% of FP17s Relating to Continuations	0	210	0.0%	1.1%	1.0%	1.1%
% of Patients satisfied with the dentistry they have received	2	2	N/A	92.2%	91.6%	91.4%
% of Patients satisfied with the time they had to wait for an appointment	2	2	N/A	87.8%	87.9%	87.7%

* This is based on patients treated on this contract for their most recent course of treatment. Figures in italics indicate the base number of FP17s or Patient Questionnaire responses are less than 100. N/A is shown where the base number of responses is less than 10 during the period. % is calculated as Quantity/Base number*100

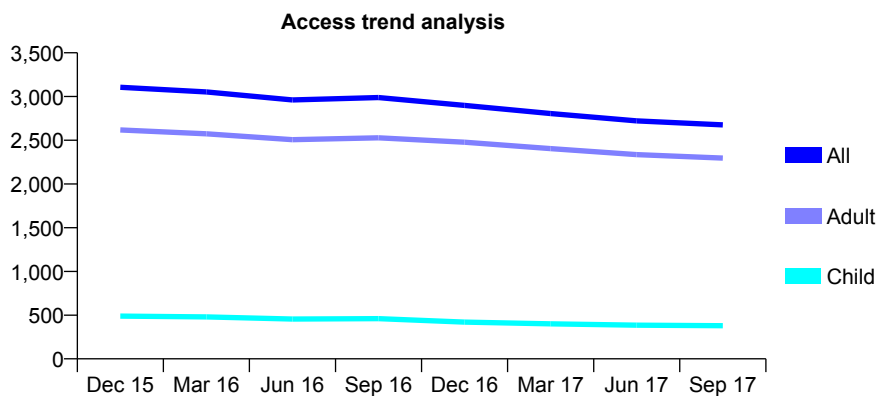
Q70 - Vital Signs At a Glance Contract Report for 569216/0001 - September 2017

Name or company name	MR BG PARNELL
Contract type name	GDS Contract
Purpose of contract	General
Contract start date	01/04/2006
Contract end date	

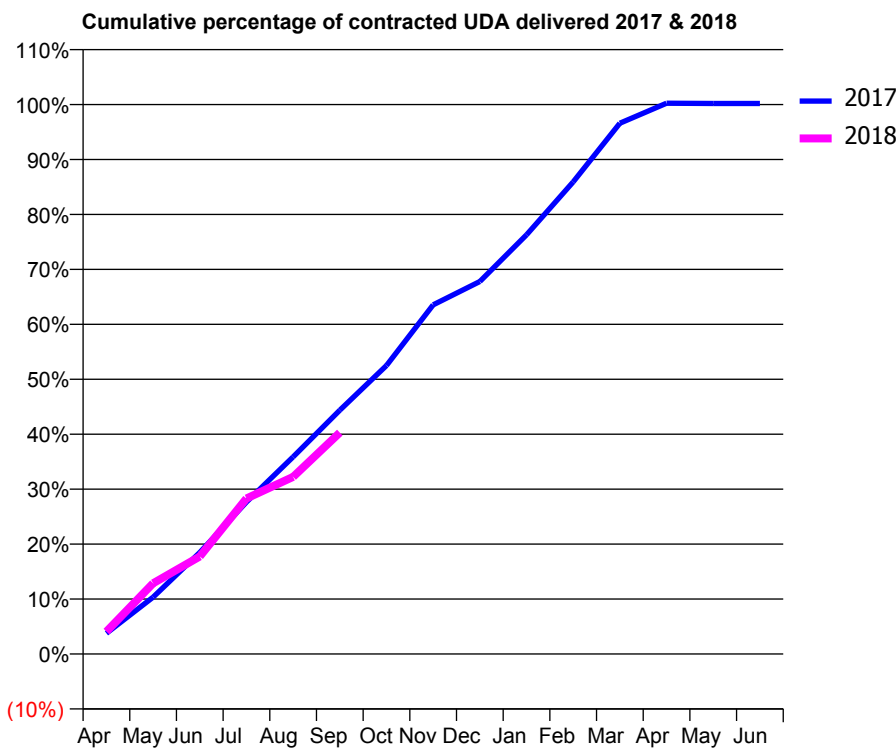
17/18 Contracted general activity (UDA)	8,445
Carry forward general activity (UDA)	0
17/18 Contracted orthodontic activity (UOA)	0
Carry forward orthodontic activity (UOA)	0
Baseline contract value	£213,436.11

ACCESS*

Patients seen in 24 months	Total	Change since previous quarter
Quarter ending September 2016	2,988	
Quarter ending December 2016	2,898	↓
Quarter ending March 2017	2,805	↓
Quarter ending June 2017	2,721	↓
Quarter ending September 2017	2,675	↓
Variance since September 2016	(10.5%)	↓



ACTIVITY



Month	Adjusted Scheduled Activity (UDA)	
	2017	2018
April	319	345
May	873	1,088
June	1,560	1,499
July	2,335	2,391
August	3,029	2,722
September	3,747	3,403
October	4,434	
November	5,367	
December	5,725	
January	6,442	
February	7,255	
March	8,158	
April	8,464	
May	8,460	
June	8,460	

QUALITY

	Quantity	Base Number	Contract	AT	Region	England
% of FP17s for the same patient ID Re-attending within 3 months - Children	15	276	5.4%	10.1%	11.4%	11.9%
% of FP17s for the same patient ID Re-attending within 3 months - Adults	278	1,753	15.9%	14.7%	15.7%	15.9%
% of FP17s for the same patient ID Re-attending between 3 & 9 months - Children	176	276	63.8%	60.5%	60.6%	58.1%
% of FP17s for the same patient ID Re-attending between 3 & 9 months - Adults	1,083	1,753	61.8%	52.1%	52.0%	50.6%
% of FP17s for Band 1 Urgent Courses	306	1,872	16.3%	9.9%	9.6%	9.1%
% of FP17s Relating to Free Repair or Replacements	22	1,872	1.2%	0.6%	0.7%	0.8%
% of FP17s Relating to Continuations	21	1,872	1.1%	1.1%	1.0%	1.1%
% of Patients satisfied with the dentistry they have received	8	10	80.0%	92.2%	91.6%	91.4%
% of Patients satisfied with the time they had to wait for an appointment	10	10	100.0%	87.8%	87.9%	87.7%

* This is based on patients treated on this contract for their most recent course of treatment. Figures in italics indicate the base number of FP17s or Patient Questionnaire responses are less than 100. N/A is shown where the base number of responses is less than 10 during the period. % is calculated as Quantity/Base number*100

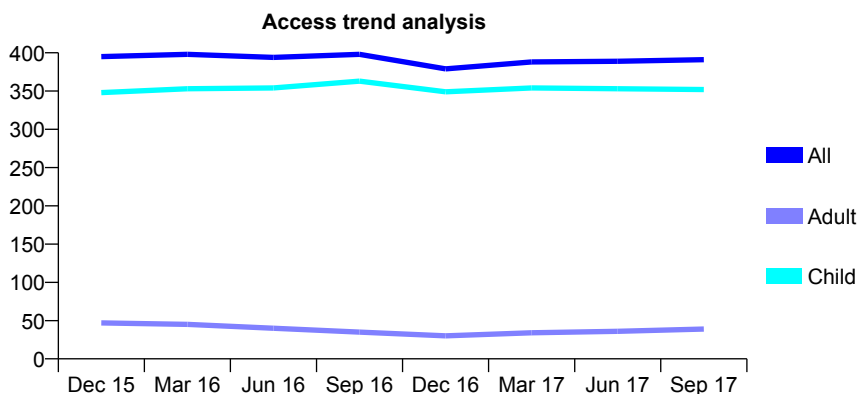
Q70 - Vital Signs At a Glance Contract Report for 570036/0001 - September 2017

Name or company name	MRS EM EXELBY
Contract type name	GDS Contract
Purpose of contract	General
Contract start date	01/04/2006
Contract end date	

17/18 Contracted general activity (UDA)	650
Carry forward general activity (UDA)	0
17/18 Contracted orthodontic activity (UOA)	0
Carry forward orthodontic activity (UOA)	0
Baseline contract value	£14,509.41

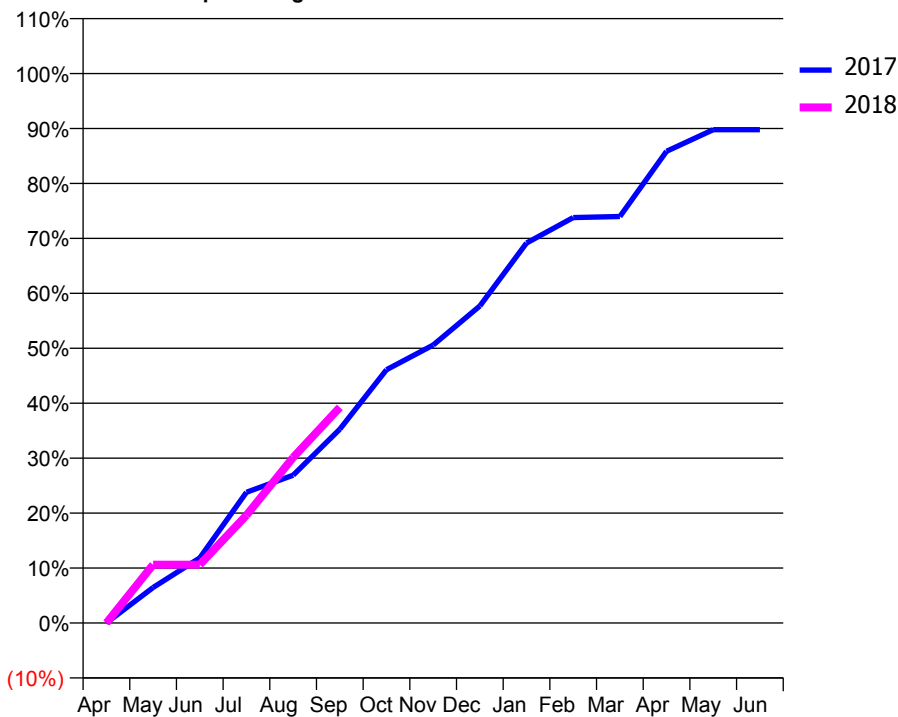
ACCESS*

Patients seen in 24 months	Total	Change since previous quarter
Quarter ending September 2016	398	
Quarter ending December 2016	379	↓
Quarter ending March 2017	388	↑
Quarter ending June 2017	389	→
Quarter ending September 2017	391	→
Variance since September 2016	(1.8%)	↓



ACTIVITY

Cumulative percentage of contracted UDA delivered 2017 & 2018



Month	Adjusted Scheduled Activity (UDA)	
	2017	2018
April	0	0
May	42	69
June	77	69
July	155	128
August	175	196
September	229	255
October	300	
November	329	
December	375	
January	449	
February	480	
March	481	
April	558	
May	584	
June	584	

QUALITY

	Quantity	Base Number	Contract	AT	Region	England
% of FP17s for the same patient ID Re-attending within 3 months - Children	12	309	3.9%	10.1%	11.4%	11.9%
% of FP17s for the same patient ID Re-attending within 3 months - Adults	0	0	N/A	14.7%	15.7%	15.9%
% of FP17s for the same patient ID Re-attending between 3 & 9 months - Children	106	309	34.3%	60.5%	60.6%	58.1%
% of FP17s for the same patient ID Re-attending between 3 & 9 months - Adults	0	0	N/A	52.1%	52.0%	50.6%
% of FP17s for Band 1 Urgent Courses	11	225	4.9%	9.9%	9.6%	9.1%
% of FP17s Relating to Free Repair or Replacements	0	225	0.0%	0.6%	0.7%	0.8%
% of FP17s Relating to Continuations	0	225	0.0%	1.1%	1.0%	1.1%
% of Patients satisfied with the dentistry they have received	0	0	N/A	92.2%	91.6%	91.4%
% of Patients satisfied with the time they had to wait for an appointment	0	0	N/A	87.8%	87.9%	87.7%

* This is based on patients treated on this contract for their most recent course of treatment. Figures in italics indicate the base number of FP17s or Patient Questionnaire responses are less than 100. N/A is shown where the base number of responses is less than 10 during the period. % is calculated as Quantity/Base number*100

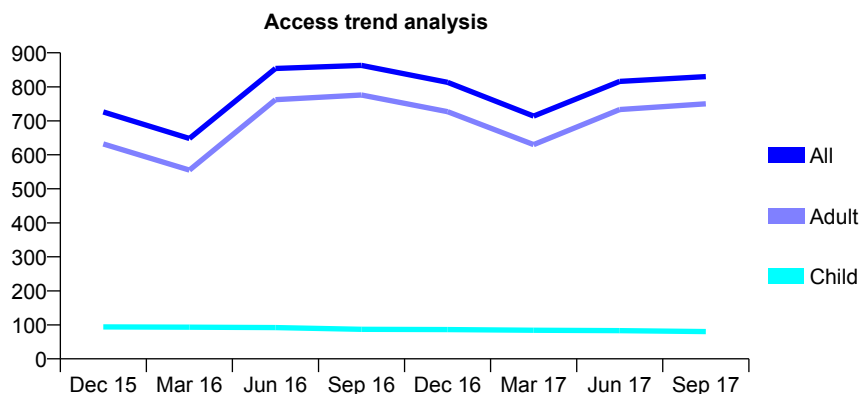
Q70 - Vital Signs At a Glance Contract Report for 572330/0001 - September 2017

Name or company name	MR SD JAMES
Contract type name	GDS Contract
Purpose of contract	General
Contract start date	01/04/2006
Contract end date	

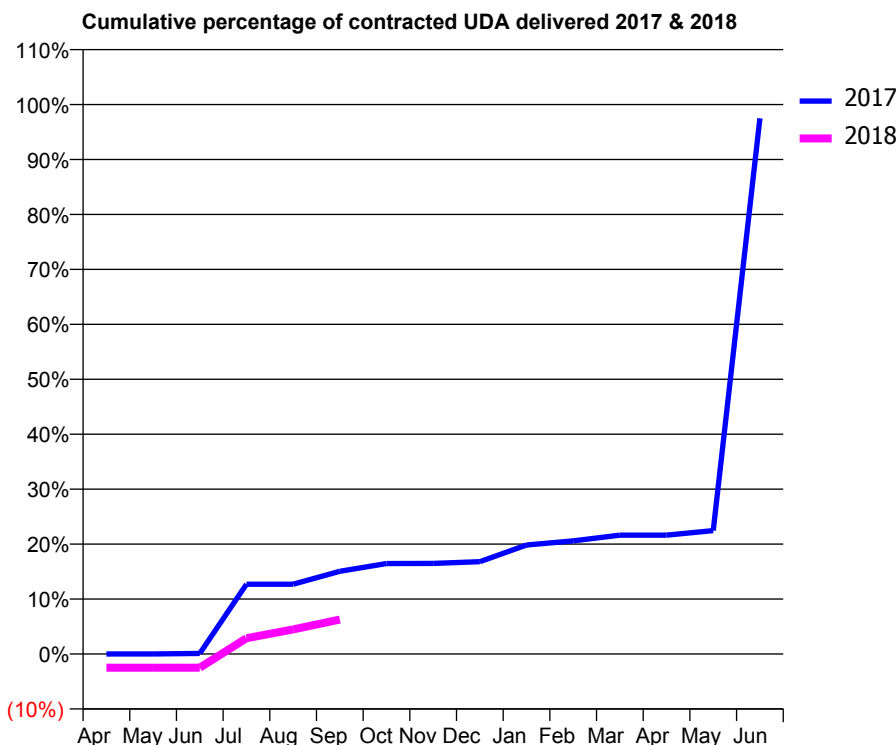
17/18 Contracted general activity (UDA)	3,500
Carry forward general activity (UDA)	88
17/18 Contracted orthodontic activity (UOA)	0
Carry forward orthodontic activity (UOA)	0
Baseline contract value	£79,360.61

ACCESS*

Patients seen in 24 months	Total	Change since previous quarter
Quarter ending September 2016	863	
Quarter ending December 2016	813	↓
Quarter ending March 2017	714	↓
Quarter ending June 2017	816	↑
Quarter ending September 2017	830	→
Variance since September 2016	(3.8%)	↓



ACTIVITY



Month	Adjusted Scheduled Activity (UDA)	
	2017	2018
April	0	-88
May	0	-88
June	4	-88
July	445	101
August	445	157
September	527	220
October	576	
November	577	
December	588	
January	695	
February	721	
March	757	
April	757	
May	786	
June	3,412	

QUALITY

	Quantity	Base Number	Contract	AT	Region	England
% of FP17s for the same patient ID Re-attending within 3 months - Children	4	53	7.5%	10.1%	11.4%	11.9%
% of FP17s for the same patient ID Re-attending within 3 months - Adults	7	417	1.7%	14.7%	15.7%	15.9%
% of FP17s for the same patient ID Re-attending between 3 & 9 months - Children	35	53	66.0%	60.5%	60.6%	58.1%
% of FP17s for the same patient ID Re-attending between 3 & 9 months - Adults	37	417	8.9%	52.1%	52.0%	50.6%
% of FP17s for Band 1 Urgent Courses	4	142	2.8%	9.9%	9.6%	9.1%
% of FP17s Relating to Free Repair or Replacements	0	142	0.0%	0.6%	0.7%	0.8%
% of FP17s Relating to Continuations	0	142	0.0%	1.1%	1.0%	1.1%
% of Patients satisfied with the dentistry they have received	1	1	N/A	92.2%	91.6%	91.4%
% of Patients satisfied with the time they had to wait for an appointment	1	1	N/A	87.8%	87.9%	87.7%

* This is based on patients treated on this contract for their most recent course of treatment. Figures in italics indicate the base number of FP17s or Patient Questionnaire responses are less than 100. N/A is shown where the base number of responses is less than 10 during the period. % is calculated as Quantity/Base number*100

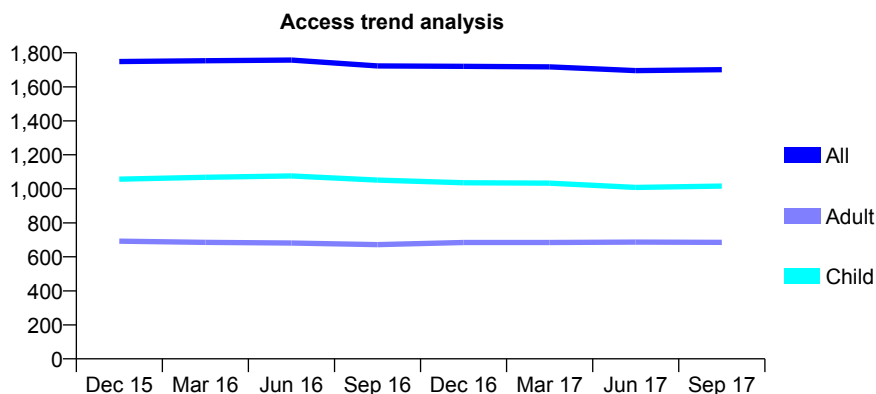
Q70 - Vital Signs At a Glance Contract Report for 573566/0002 - September 2017

Name or company name	Sandown Dental Practice
Contract type name	GDS Contract
Purpose of contract	General
Contract start date	04/01/2010
Contract end date	

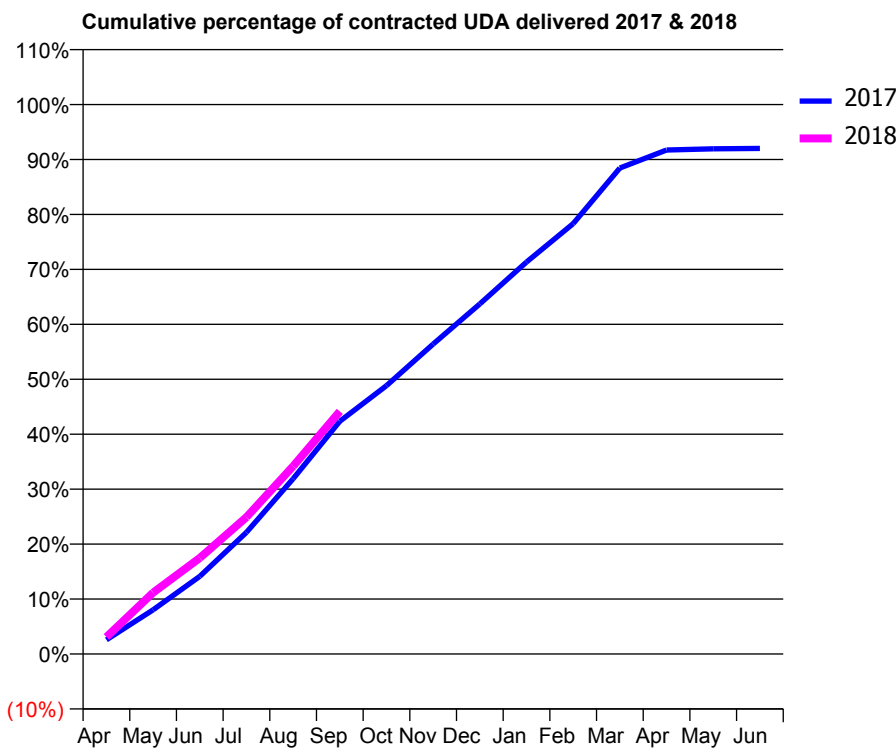
17/18 Contracted general activity (UDA)	3,506
Carry forward general activity (UDA)	0
17/18 Contracted orthodontic activity (UOA)	0
Carry forward orthodontic activity (UOA)	0
Baseline contract value	£83,666.37

ACCESS*

Patients seen in 24 months	Total	Change since previous quarter
Quarter ending September 2016	1,723	
Quarter ending December 2016	1,720	→
Quarter ending March 2017	1,717	→
Quarter ending June 2017	1,695	↓
Quarter ending September 2017	1,701	→
Variance since September 2016	(1.3%)	↓



ACTIVITY



Month	Adjusted Scheduled Activity (UDA)	
	2017	2018
April	96	109
May	297	392
June	521	613
July	817	874
August	1,177	1,199
September	1,563	1,548
October	1,802	
November	2,081	
December	2,351	
January	2,632	
February	2,890	
March	3,264	
April	3,384	
May	3,392	
June	3,395	

QUALITY

	Quantity	Base Number	Contract	AT	Region	England
% of FP17s for the same patient ID Re-attending within 3 months - Children	84	897	9.4%	10.1%	11.4%	11.9%
% of FP17s for the same patient ID Re-attending within 3 months - Adults	38	369	10.3%	14.7%	15.7%	15.9%
% of FP17s for the same patient ID Re-attending between 3 & 9 months - Children	585	897	65.2%	60.5%	60.6%	58.1%
% of FP17s for the same patient ID Re-attending between 3 & 9 months - Adults	194	369	52.6%	52.1%	52.0%	50.6%
% of FP17s for Band 1 Urgent Courses	51	1,184	4.3%	9.9%	9.6%	9.1%
% of FP17s Relating to Free Repair or Replacements	0	1,184	0.0%	0.6%	0.7%	0.8%
% of FP17s Relating to Continuations	2	1,184	0.2%	1.1%	1.0%	1.1%
% of Patients satisfied with the dentistry they have received	5	5	N/A	92.2%	91.6%	91.4%
% of Patients satisfied with the time they had to wait for an appointment	5	5	N/A	87.8%	87.9%	87.7%

* This is based on patients treated on this contract for their most recent course of treatment. Figures in italics indicate the base number of FP17s or Patient Questionnaire responses are less than 100. N/A is shown where the base number of responses is less than 10 during the period. % is calculated as Quantity/Base number*100

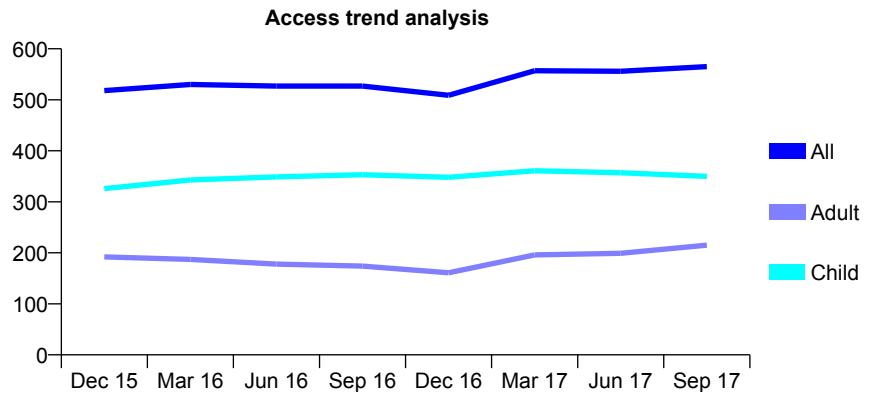
Q70 - Vital Signs At a Glance Contract Report for 574937/0001 - September 2017

Name or company name	Teeth-on-the-Heath
Contract type name	GDS Contract
Purpose of contract	General
Contract start date	01/04/2006
Contract end date	

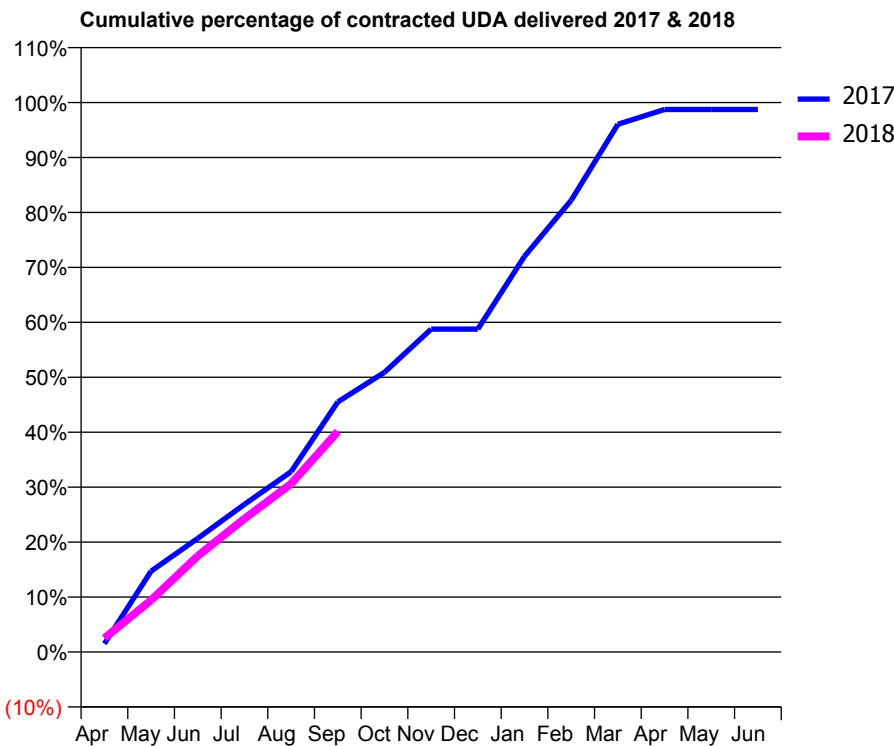
17/18 Contracted general activity (UDA)	1,331
Carry forward general activity (UDA)	16
17/18 Contracted orthodontic activity (UOA)	0
Carry forward orthodontic activity (UOA)	0
Baseline contract value	£36,353.29

ACCESS*

Patients seen in 24 months	Total	Change since previous quarter
Quarter ending September 2016	527	
Quarter ending December 2016	509	↓
Quarter ending March 2017	557	↑
Quarter ending June 2017	556	→
Quarter ending September 2017	565	→
Variance since September 2016	7.2%	↑



ACTIVITY



Month	Adjusted Scheduled Activity (UDA)	
	2017	2018
April	20	33
May	196	126
June	275	233
July	358	323
August	437	408
September	606	534
October	678	
November	782	
December	782	
January	959	
February	1,094	
March	1,278	
April	1,314	
May	1,314	
June	1,314	

QUALITY

	Quantity	Base Number	Contract	AT	Region	England
% of FP17s for the same patient ID Re-attending within 3 months - Children	19	301	6.3%	10.1%	11.4%	11.9%
% of FP17s for the same patient ID Re-attending within 3 months - Adults	8	120	6.7%	14.7%	15.7%	15.9%
% of FP17s for the same patient ID Re-attending between 3 & 9 months - Children	205	301	68.1%	60.5%	60.6%	58.1%
% of FP17s for the same patient ID Re-attending between 3 & 9 months - Adults	41	120	34.2%	52.1%	52.0%	50.6%
% of FP17s for Band 1 Urgent Courses	50	393	12.7%	9.9%	9.6%	9.1%
% of FP17s Relating to Free Repair or Replacements	0	393	0.0%	0.6%	0.7%	0.8%
% of FP17s Relating to Continuations	0	393	0.0%	1.1%	1.0%	1.1%
% of Patients satisfied with the dentistry they have received	0	0	N/A	92.2%	91.6%	91.4%
% of Patients satisfied with the time they had to wait for an appointment	0	0	N/A	87.8%	87.9%	87.7%

* This is based on patients treated on this contract for their most recent course of treatment. Figures in italics indicate the base number of FP17s or Patient Questionnaire responses are less than 100. N/A is shown where the base number of responses is less than 10 during the period. % is calculated as Quantity/Base number*100

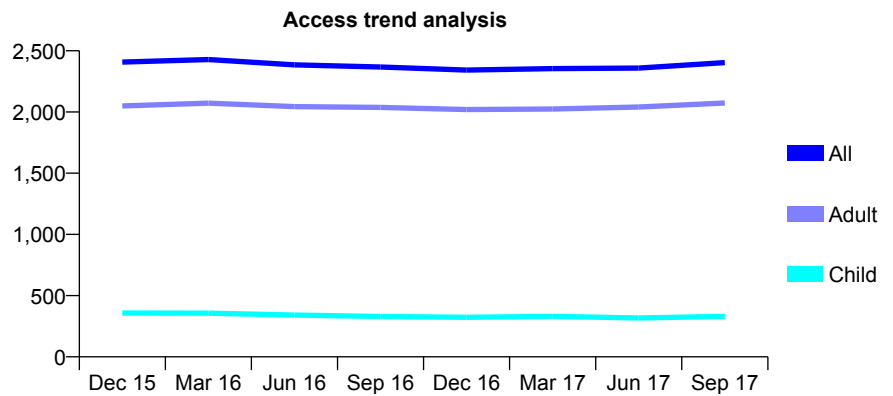
Q70 - Vital Signs At a Glance Contract Report for 626228/0001 - September 2017

Name or company name	CP Dental
Contract type name	GDS Contract
Purpose of contract	General
Contract start date	01/04/2006
Contract end date	

17/18 Contracted general activity (UDA)	7,275
Carry forward general activity (UDA)	4
17/18 Contracted orthodontic activity (UOA)	0
Carry forward orthodontic activity (UOA)	0
Baseline contract value	£173,237.38

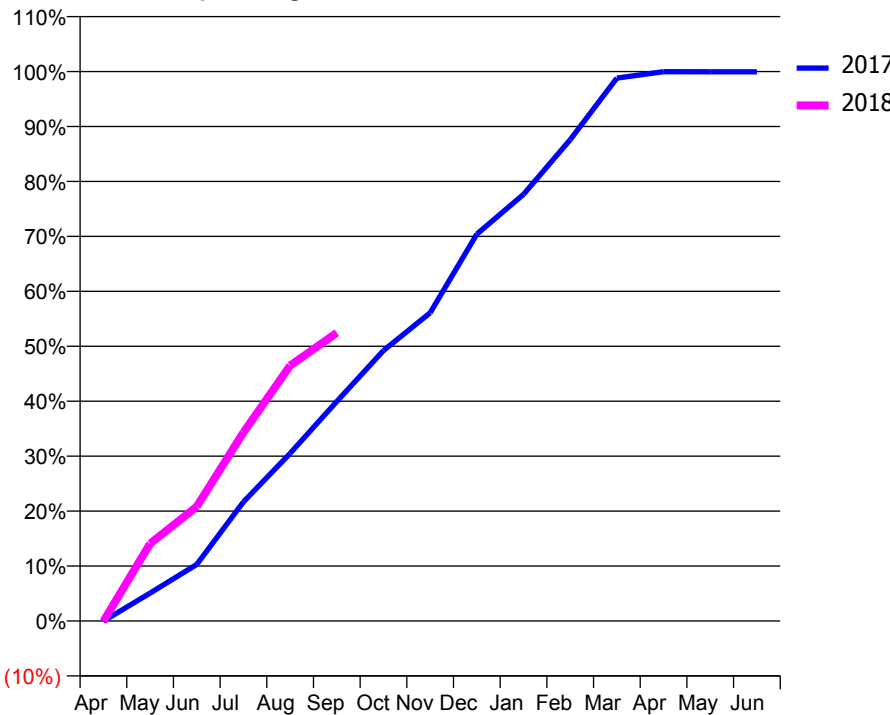
ACCESS*

Patients seen in 24 months	Total	Change since previous quarter
Quarter ending September 2016	2,368	
Quarter ending December 2016	2,343	↓
Quarter ending March 2017	2,355	→
Quarter ending June 2017	2,359	→
Quarter ending September 2017	2,404	→
Variance since September 2016	1.5%	→



ACTIVITY

Cumulative percentage of contracted UDA delivered 2017 & 2018



Month	Adjusted Scheduled Activity (UDA)	
	2017	2018
April	-3	-4
May	369	1,025
June	749	1,515
July	1,578	2,496
August	2,220	3,382
September	2,907	3,817
October	3,581	
November	4,080	
December	5,122	
January	5,648	
February	6,372	
March	7,187	
April	7,273	
May	7,270	
June	7,270	

QUALITY

	Quantity	Base Number	Contract	AT	Region	England
% of FP17s for the same patient ID Re-attending within 3 months - Children	5	273	1.8%	10.1%	11.4%	11.9%
% of FP17s for the same patient ID Re-attending within 3 months - Adults	137	1,776	7.7%	14.7%	15.7%	15.9%
% of FP17s for the same patient ID Re-attending between 3 & 9 months - Children	195	273	71.4%	60.5%	60.6%	58.1%
% of FP17s for the same patient ID Re-attending between 3 & 9 months - Adults	1,257	1,776	70.8%	52.1%	52.0%	50.6%
% of FP17s for Band 1 Urgent Courses	8	1,990	0.4%	9.9%	9.6%	9.1%
% of FP17s Relating to Free Repair or Replacements	0	1,990	0.0%	0.6%	0.7%	0.8%
% of FP17s Relating to Continuations	2	1,990	0.1%	1.1%	1.0%	1.1%
% of Patients satisfied with the dentistry they have received	13	14	92.9%	92.2%	91.6%	91.4%
% of Patients satisfied with the time they had to wait for an appointment	13	14	92.9%	87.8%	87.9%	87.7%

* This is based on patients treated on this contract for their most recent course of treatment. Figures in italics indicate the base number of FP17s or Patient Questionnaire responses are less than 100. N/A is shown where the base number of responses is less than 10 during the period. % is calculated as Quantity/Base number*100

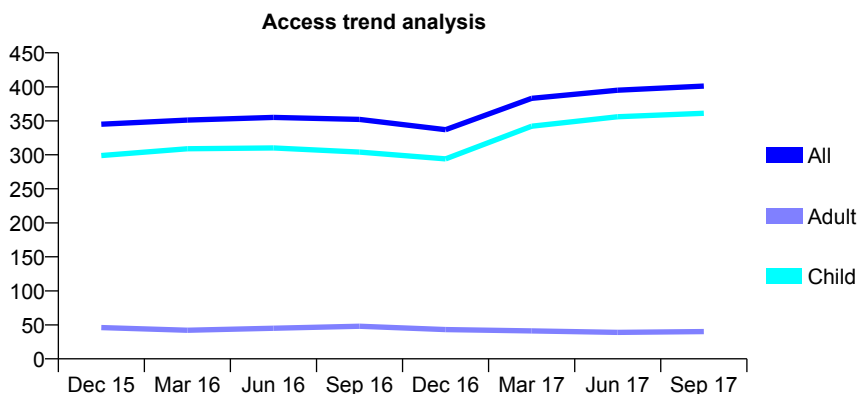
Q70 - Vital Signs At a Glance Contract Report for 635901/0001 - September 2017

Name or company name	Oakley Road Dental Practice
Contract type name	GDS Contract
Purpose of contract	General
Contract start date	01/04/2006
Contract end date	

17/18 Contracted general activity (UDA)	700
Carry forward general activity (UDA)	40
17/18 Contracted orthodontic activity (UOA)	0
Carry forward orthodontic activity (UOA)	0
Baseline contract value	£16,126.39

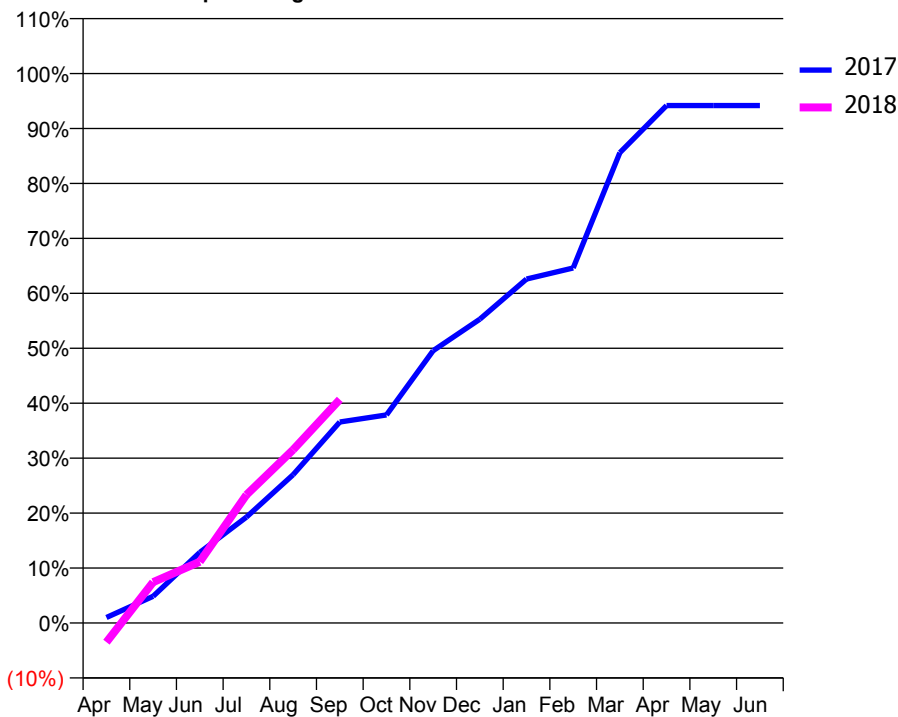
ACCESS*

Patients seen in 24 months	Total	Change since previous quarter
Quarter ending September 2016	352	
Quarter ending December 2016	337	↓
Quarter ending March 2017	383	↑
Quarter ending June 2017	395	↑
Quarter ending September 2017	401	→
Variance since September 2016	13.9%	↑



ACTIVITY

Cumulative percentage of contracted UDA delivered 2017 & 2018



Month	Adjusted Scheduled Activity (UDA)	
	2017	2018
April	7	-25
May	34	52
June	90	78
July	135	163
August	189	221
September	256	285
October	265	
November	347	
December	387	
January	438	
February	452	
March	599	
April	659	
May	659	
June	659	

QUALITY

	Quantity	Base Number	Contract	AT	Region	England
% of FP17s for the same patient ID Re-attending within 3 months - Children	23	286	8.0%	10.1%	11.4%	11.9%
% of FP17s for the same patient ID Re-attending within 3 months - Adults	0	0	N/A	14.7%	15.7%	15.9%
% of FP17s for the same patient ID Re-attending between 3 & 9 months - Children	162	286	56.6%	60.5%	60.6%	58.1%
% of FP17s for the same patient ID Re-attending between 3 & 9 months - Adults	0	0	N/A	52.1%	52.0%	50.6%
% of FP17s for Band 1 Urgent Courses	9	256	3.5%	9.9%	9.6%	9.1%
% of FP17s Relating to Free Repair or Replacements	0	256	0.0%	0.6%	0.7%	0.8%
% of FP17s Relating to Continuations	0	256	0.0%	1.1%	1.0%	1.1%
% of Patients satisfied with the dentistry they have received	0	0	N/A	92.2%	91.6%	91.4%
% of Patients satisfied with the time they had to wait for an appointment	0	0	N/A	87.8%	87.9%	87.7%

* This is based on patients treated on this contract for their most recent course of treatment. Figures in italics indicate the base number of FP17s or Patient Questionnaire responses are less than 100. N/A is shown where the base number of responses is less than 10 during the period. % is calculated as Quantity/Base number*100

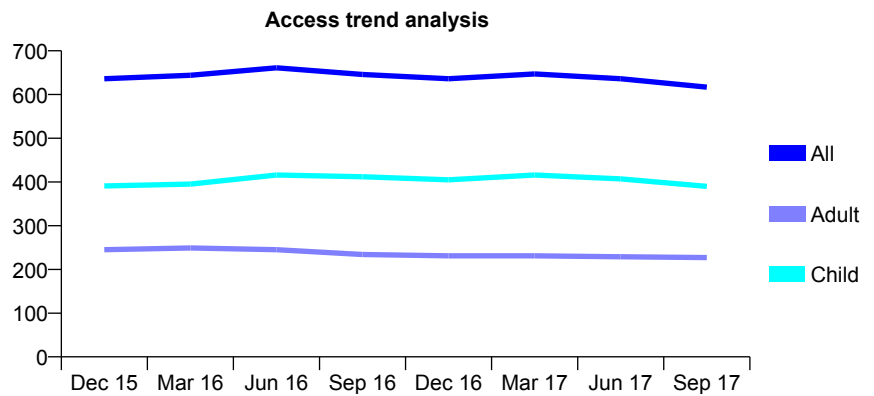
Q70 - Vital Signs At a Glance Contract Report for 636150/0001 - September 2017

Name or company name	MR JF KAVANAGH
Contract type name	GDS Contract
Purpose of contract	General
Contract start date	01/04/2006
Contract end date	

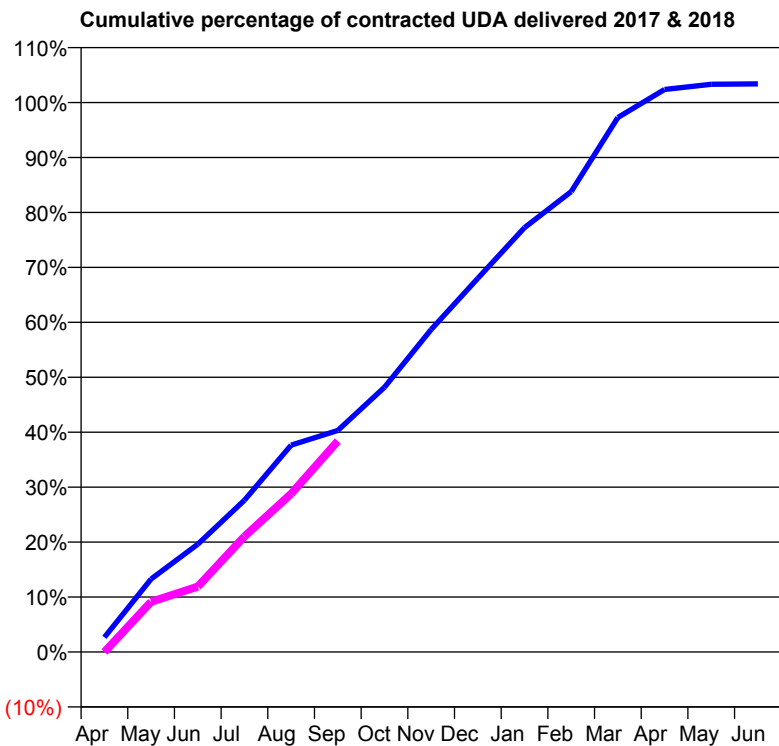
17/18 Contracted general activity (UDA)	1,160
Carry forward general activity (UDA)	0
17/18 Contracted orthodontic activity (UOA)	0
Carry forward orthodontic activity (UOA)	0
Baseline contract value	£25,034.42

ACCESS*

Patients seen in 24 months	Total	Change since previous quarter
Quarter ending September 2016	646	
Quarter ending December 2016	636	↓
Quarter ending March 2017	647	→
Quarter ending June 2017	636	↓
Quarter ending September 2017	617	↓
Variance since September 2016	(4.5%)	↓



ACTIVITY



Adjusted Scheduled Activity (UDA)		
Month	2017	2018
April	31	0
May	154	106
June	228	138
July	321	244
August	437	334
September	468	445
October	559	
November	681	
December	789	
January	896	
February	972	
March	1,128	
April	1,187	
May	1,198	
June	1,199	

QUALITY

	Quantity	Base Number	Contract	AT	Region	England
% of FP17s for the same patient ID Re-attending within 3 months - Children	23	277	8.3%	10.1%	11.4%	11.9%
% of FP17s for the same patient ID Re-attending within 3 months - Adults	22	118	18.6%	14.7%	15.7%	15.9%
% of FP17s for the same patient ID Re-attending between 3 & 9 months - Children	166	277	59.9%	60.5%	60.6%	58.1%
% of FP17s for the same patient ID Re-attending between 3 & 9 months - Adults	69	118	58.5%	52.1%	52.0%	50.6%
% of FP17s for Band 1 Urgent Courses	1	337	0.3%	9.9%	9.6%	9.1%
% of FP17s Relating to Free Repair or Replacements	3	337	0.9%	0.6%	0.7%	0.8%
% of FP17s Relating to Continuations	0	337	0.0%	1.1%	1.0%	1.1%
% of Patients satisfied with the dentistry they have received	0	0	N/A	92.2%	91.6%	91.4%
% of Patients satisfied with the time they had to wait for an appointment	0	0	N/A	87.8%	87.9%	87.7%

* This is based on patients treated on this contract for their most recent course of treatment. Figures in italics indicate the base number of FP17s or Patient Questionnaire responses are less than 100. N/A is shown where the base number of responses is less than 10 during the period. % is calculated as Quantity/Base number*100

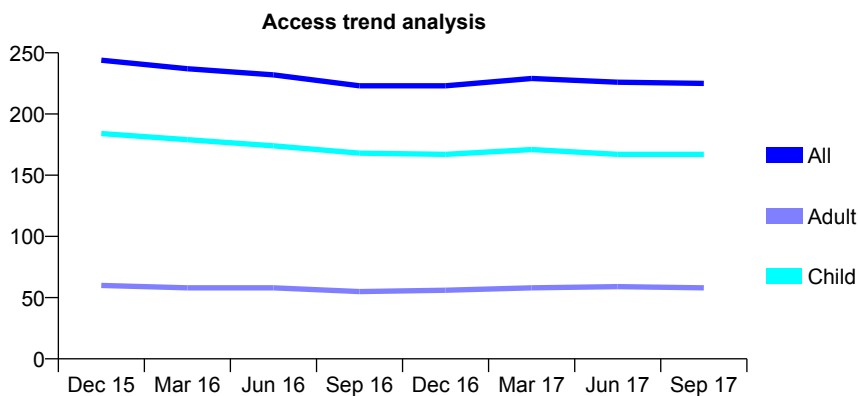
Q70 - Vital Signs At a Glance Contract Report for 643106/0001 - September 2017

Name or company name	MR AR PRYNNE
Contract type name	GDS Contract
Purpose of contract	General
Contract start date	01/04/2006
Contract end date	

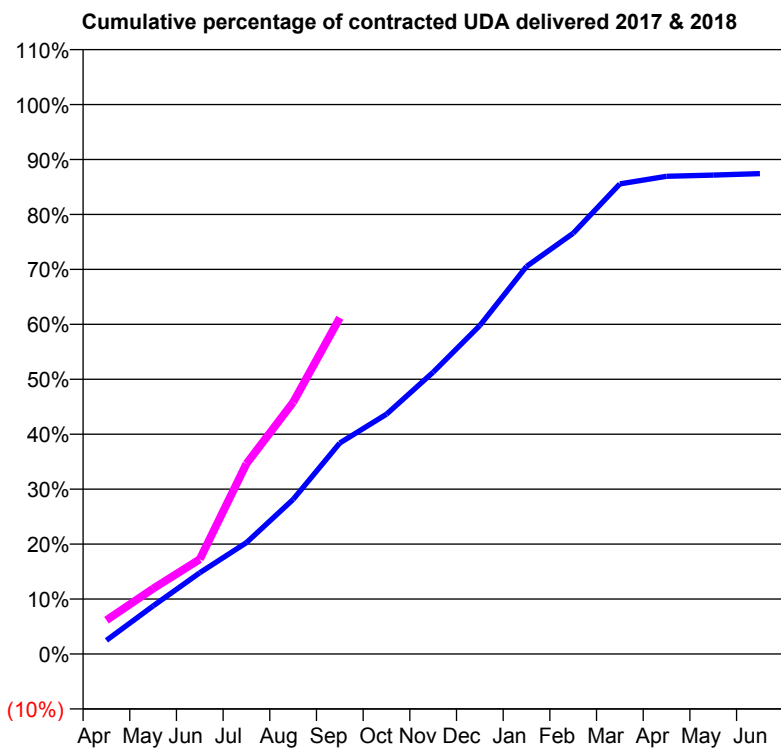
17/18 Contracted general activity (UDA)	400
Carry forward general activity (UDA)	0
17/18 Contracted orthodontic activity (UOA)	0
Carry forward orthodontic activity (UOA)	0
Baseline contract value	£10,196.33

ACCESS*

Patients seen in 24 months	Total	Change since previous quarter
Quarter ending September 2016	223	
Quarter ending December 2016	223	→
Quarter ending March 2017	229	↑
Quarter ending June 2017	226	↓
Quarter ending September 2017	225	→
Variance since September 2016	0.9%	→



ACTIVITY



Adjusted Scheduled Activity (UDA)		
Month	2017	2018
April	11	25
May	39	48
June	67	69
July	91	139
August	127	183
September	173	245
October	196	
November	231	
December	269	
January	317	
February	345	
March	385	
April	391	
May	392	
June	393	

QUALITY

	Quantity	Base Number	Contract	AT	Region	England
% of FP17s for the same patient ID Re-attending within 3 months - Children	15	155	9.7%	10.1%	11.4%	11.9%
% of FP17s for the same patient ID Re-attending within 3 months - Adults	1	34	2.9%	14.7%	15.7%	15.9%
% of FP17s for the same patient ID Re-attending between 3 & 9 months - Children	102	155	65.8%	60.5%	60.6%	58.1%
% of FP17s for the same patient ID Re-attending between 3 & 9 months - Adults	20	34	58.8%	52.1%	52.0%	50.6%
% of FP17s for Band 1 Urgent Courses	14	179	7.8%	9.9%	9.6%	9.1%
% of FP17s Relating to Free Repair or Replacements	0	179	0.0%	0.6%	0.7%	0.8%
% of FP17s Relating to Continuations	4	179	2.2%	1.1%	1.0%	1.1%
% of Patients satisfied with the dentistry they have received	0	0	N/A	92.2%	91.6%	91.4%
% of Patients satisfied with the time they had to wait for an appointment	0	0	N/A	87.8%	87.9%	87.7%

* This is based on patients treated on this contract for their most recent course of treatment. Figures in italics indicate the base number of FP17s or Patient Questionnaire responses are less than 100. N/A is shown where the base number of responses is less than 10 during the period. % is calculated as Quantity/Base number*100

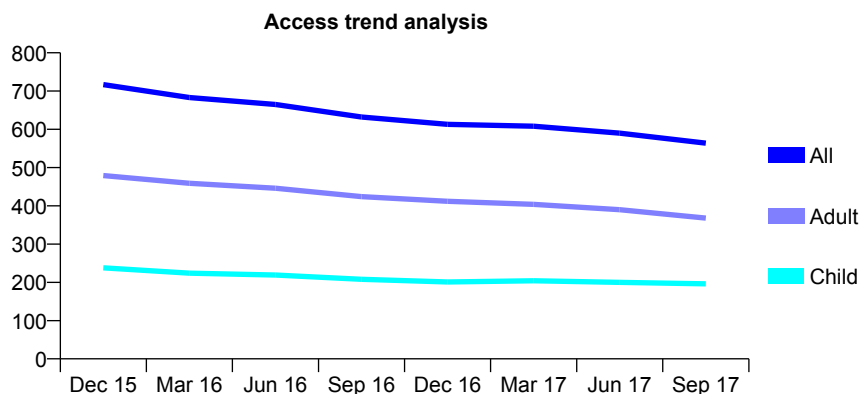
Q70 - Vital Signs At a Glance Contract Report for 648353/0001 - September 2017

Name or company name	MR MR RICHARDS
Contract type name	GDS Contract
Purpose of contract	General
Contract start date	01/04/2006
Contract end date	

17/18 Contracted general activity (UDA)	2,500
Carry forward general activity (UDA)	0
17/18 Contracted orthodontic activity (UOA)	0
Carry forward orthodontic activity (UOA)	0
Baseline contract value	£61,846.22

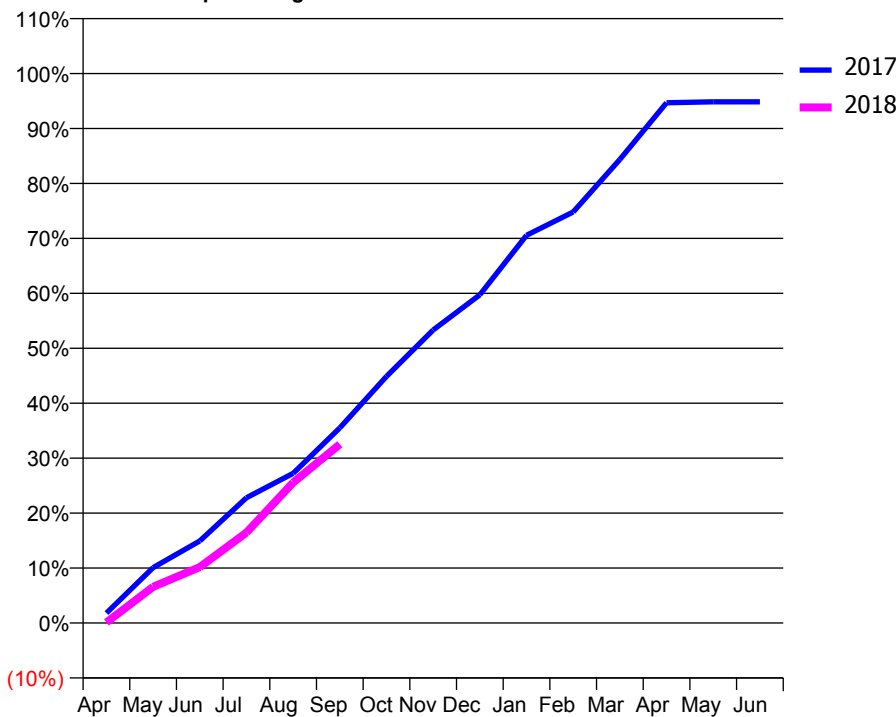
ACCESS*

Patients seen in 24 months	Total	Change since previous quarter
Quarter ending September 2016	632	
Quarter ending December 2016	613	↓
Quarter ending March 2017	608	→
Quarter ending June 2017	590	↓
Quarter ending September 2017	564	↓
Variance since September 2016	(10.8%)	↓



ACTIVITY

Cumulative percentage of contracted UDA delivered 2017 & 2018



Adjusted Scheduled Activity (UDA)		
Month	2017	2018
April	45	3
May	252	165
June	373	255
July	570	411
August	681	639
September	888	813
October	1,122	
November	1,333	
December	1,494	
January	1,764	
February	1,870	
March	2,109	
April	2,367	
May	2,371	
June	2,371	

QUALITY

	Quantity	Base Number	Contract	AT	Region	England
% of FP17s for the same patient ID Re-attending within 3 months - Children	5	119	4.2%	10.1%	11.4%	11.9%
% of FP17s for the same patient ID Re-attending within 3 months - Adults	36	214	16.8%	14.7%	15.7%	15.9%
% of FP17s for the same patient ID Re-attending between 3 & 9 months - Children	68	119	57.1%	60.5%	60.6%	58.1%
% of FP17s for the same patient ID Re-attending between 3 & 9 months - Adults	95	214	44.4%	52.1%	52.0%	50.6%
% of FP17s for Band 1 Urgent Courses	10	275	3.6%	9.9%	9.6%	9.1%
% of FP17s Relating to Free Repair or Replacements	0	275	0.0%	0.6%	0.7%	0.8%
% of FP17s Relating to Continuations	1	275	0.4%	1.1%	1.0%	1.1%
% of Patients satisfied with the dentistry they have received	2	3	N/A	92.2%	91.6%	91.4%
% of Patients satisfied with the time they had to wait for an appointment	2	3	N/A	87.8%	87.9%	87.7%

* This is based on patients treated on this contract for their most recent course of treatment. Figures in italics indicate the base number of FP17s or Patient Questionnaire responses are less than 100. N/A is shown where the base number of responses is less than 10 during the period. % is calculated as Quantity/Base number*100

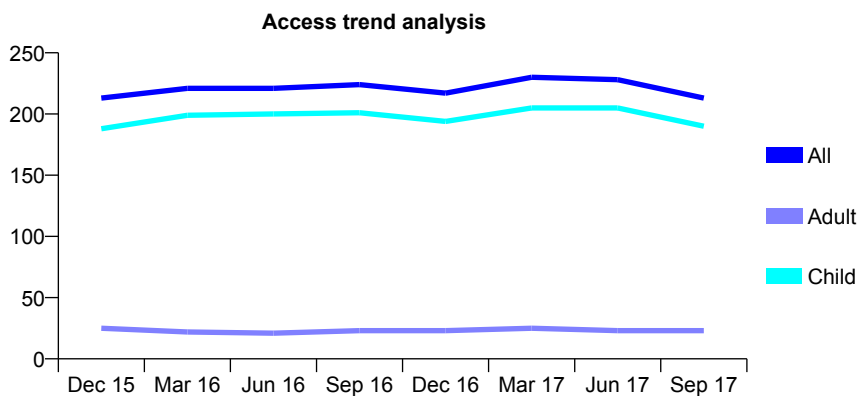
Q70 - Vital Signs At a Glance Contract Report for 648515/0002 - September 2017

Name or company name	MR GJ QUIGLEY
Contract type name	GDS Contract
Purpose of contract	General
Contract start date	21/04/2008
Contract end date	

17/18 Contracted general activity (UDA)	527
Carry forward general activity (UDA)	6
17/18 Contracted orthodontic activity (UOA)	0
Carry forward orthodontic activity (UOA)	0
Baseline contract value	£12,388.21

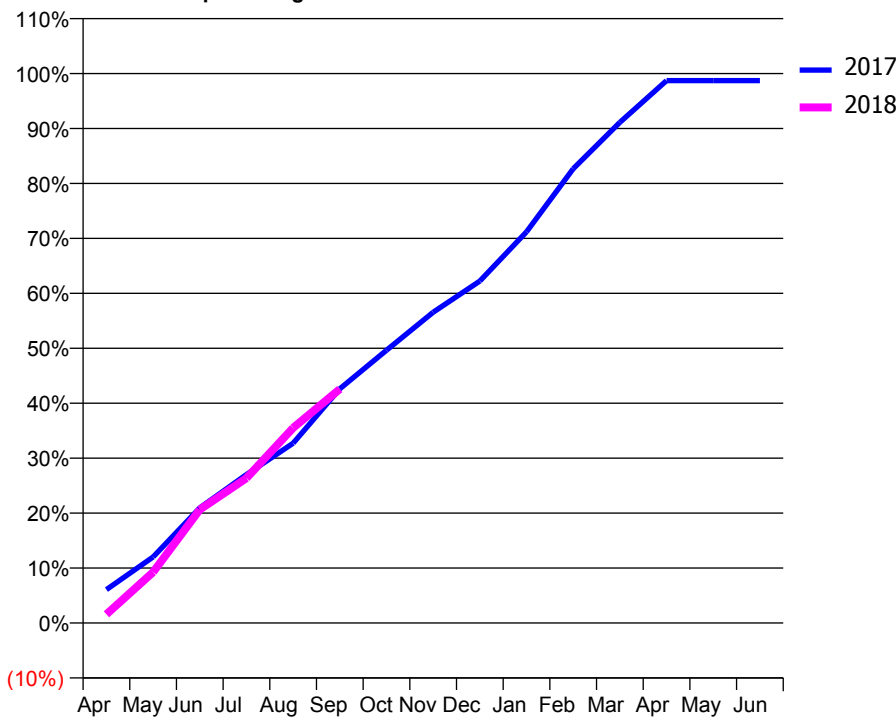
ACCESS*

Patients seen in 24 months	Total	Change since previous quarter
Quarter ending September 2016	224	
Quarter ending December 2016	217	↓
Quarter ending March 2017	230	↑
Quarter ending June 2017	228	→
Quarter ending September 2017	213	↓
Variance since September 2016	(4.9%)	↓



ACTIVITY

Cumulative percentage of contracted UDA delivered 2017 & 2018



Adjusted Scheduled Activity (UDA)		
Month	2017	2018
April	32	8
May	63	49
June	110	109
July	142	139
August	172	187
September	225	224
October	262	
November	298	
December	328	
January	375	
February	436	
March	480	
April	520	
May	520	
June	520	

QUALITY

	Quantity	Base Number	Contract	AT	Region	England
% of FP17s for the same patient ID Re-attending within 3 months - Children	15	172	8.7%	10.1%	11.4%	11.9%
% of FP17s for the same patient ID Re-attending within 3 months - Adults	0	0	N/A	14.7%	15.7%	15.9%
% of FP17s for the same patient ID Re-attending between 3 & 9 months - Children	126	172	73.3%	60.5%	60.6%	58.1%
% of FP17s for the same patient ID Re-attending between 3 & 9 months - Adults	0	0	N/A	52.1%	52.0%	50.6%
% of FP17s for Band 1 Urgent Courses	7	159	4.4%	9.9%	9.6%	9.1%
% of FP17s Relating to Free Repair or Replacements	0	159	0.0%	0.6%	0.7%	0.8%
% of FP17s Relating to Continuations	0	159	0.0%	1.1%	1.0%	1.1%
% of Patients satisfied with the dentistry they have received	0	0	N/A	92.2%	91.6%	91.4%
% of Patients satisfied with the time they had to wait for an appointment	0	0	N/A	87.8%	87.9%	87.7%

* This is based on patients treated on this contract for their most recent course of treatment. Figures in italics indicate the base number of FP17s or Patient Questionnaire responses are less than 100. N/A is shown where the base number of responses is less than 10 during the period. % is calculated as Quantity/Base number*100

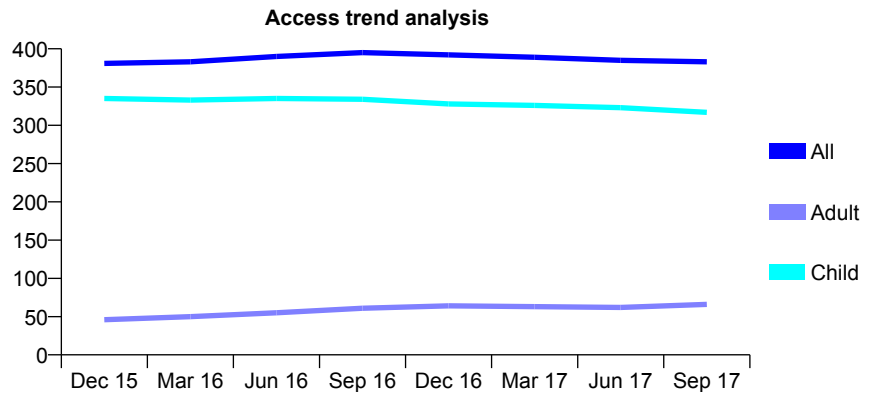
Q70 - Vital Signs At a Glance Contract Report for 649619/0001 - September 2017

Name or company name	MR ND GREENWAY
Contract type name	GDS Contract
Purpose of contract	General
Contract start date	01/04/2006
Contract end date	

17/18 Contracted general activity (UDA)	662
Carry forward general activity (UDA)	0
17/18 Contracted orthodontic activity (UOA)	0
Carry forward orthodontic activity (UOA)	0
Baseline contract value	£16,722.79

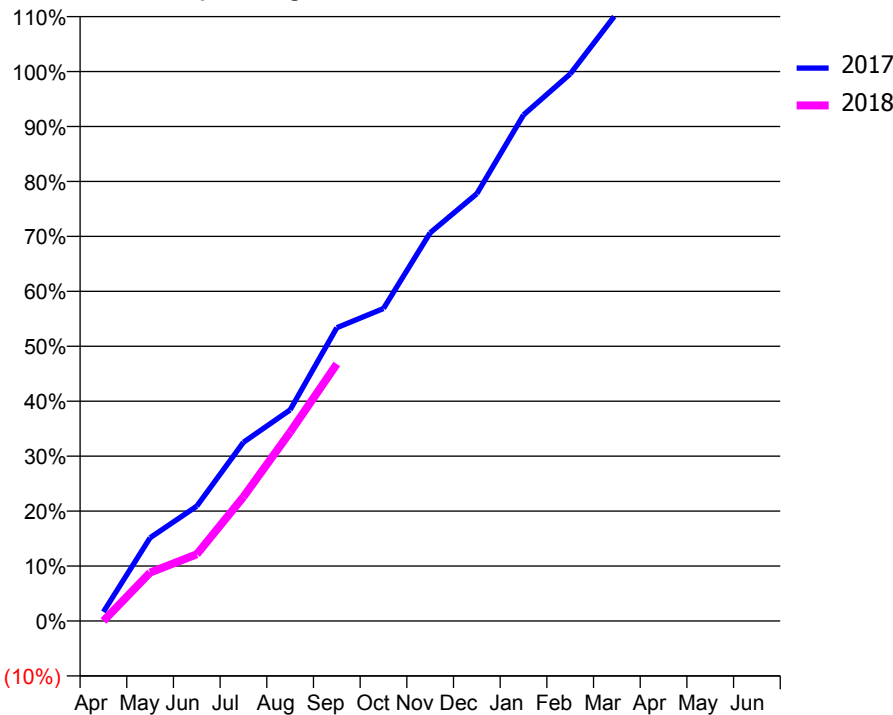
ACCESS*

Patients seen in 24 months	Total	Change since previous quarter
Quarter ending September 2016	395	
Quarter ending December 2016	392	→
Quarter ending March 2017	389	→
Quarter ending June 2017	385	↓
Quarter ending September 2017	383	→
Variance since September 2016	(3.0%)	↓



ACTIVITY

Cumulative percentage of contracted UDA delivered 2017 & 2018



Month	Adjusted Scheduled Activity (UDA)	
	2017	2018
April	11	0
May	100	58
June	138	80
July	215	150
August	254	228
September	353	310
October	376	
November	468	
December	515	
January	610	
February	659	
March	732	
April	766	
May	767	
June	767	

QUALITY

	Quantity	Base Number	Contract	AT	Region	England
% of FP17s for the same patient ID Re-attending within 3 months - Children	12	243	4.9%	10.1%	11.4%	11.9%
% of FP17s for the same patient ID Re-attending within 3 months - Adults	0	11	0.0%	14.7%	15.7%	15.9%
% of FP17s for the same patient ID Re-attending between 3 & 9 months - Children	143	243	58.8%	60.5%	60.6%	58.1%
% of FP17s for the same patient ID Re-attending between 3 & 9 months - Adults	7	11	63.6%	52.1%	52.0%	50.6%
% of FP17s for Band 1 Urgent Courses	3	235	1.3%	9.9%	9.6%	9.1%
% of FP17s Relating to Free Repair or Replacements	0	235	0.0%	0.6%	0.7%	0.8%
% of FP17s Relating to Continuations	0	235	0.0%	1.1%	1.0%	1.1%
% of Patients satisfied with the dentistry they have received	0	0	N/A	92.2%	91.6%	91.4%
% of Patients satisfied with the time they had to wait for an appointment	0	0	N/A	87.8%	87.9%	87.7%

* This is based on patients treated on this contract for their most recent course of treatment. Figures in italics indicate the base number of FP17s or Patient Questionnaire responses are less than 100. N/A is shown where the base number of responses is less than 10 during the period. % is calculated as Quantity/Base number*100

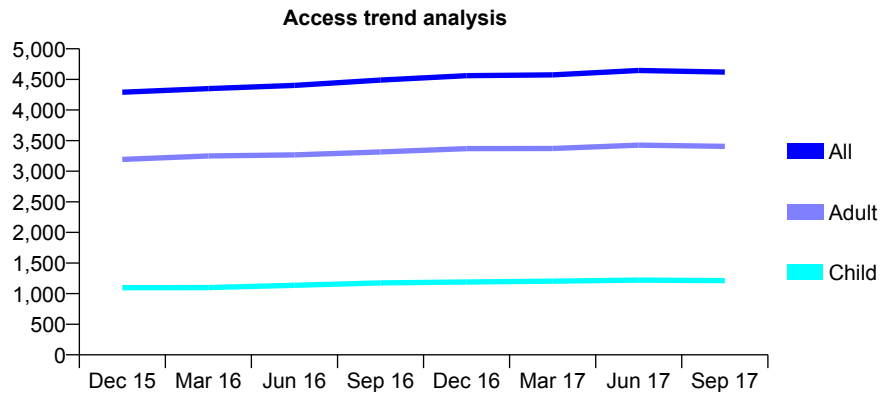
Q70 - Vital Signs At a Glance Contract Report for 650552/0001 - September 2017

Name or company name	MR NB SQUIRRELL
Contract type name	GDS Contract
Purpose of contract	General
Contract start date	01/04/2006
Contract end date	

17/18 Contracted general activity (UDA)	11,069
Carry forward general activity (UDA)	0
17/18 Contracted orthodontic activity (UOA)	0
Carry forward orthodontic activity (UOA)	0
Baseline contract value	£294,803.07

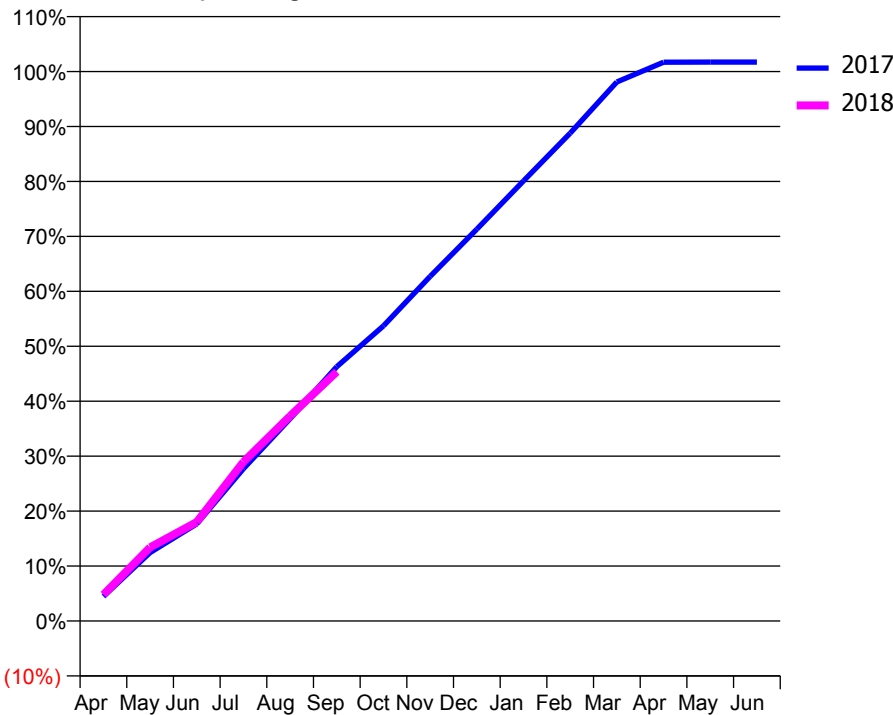
ACCESS*

Patients seen in 24 months	Total	Change since previous quarter
Quarter ending September 2016	4,489	
Quarter ending December 2016	4,560	→
Quarter ending March 2017	4,574	→
Quarter ending June 2017	4,646	→
Quarter ending September 2017	4,619	→
Variance since September 2016	2.9%	↑



ACTIVITY

Cumulative percentage of contracted UDA delivered 2017 & 2018



Month	Adjusted Scheduled Activity (UDA)	
	2017	2018
April	496	530
May	1,380	1,484
June	1,958	1,994
July	3,069	3,207
August	4,076	4,129
September	5,124	5,022
October	5,947	
November	6,942	
December	7,893	
January	8,865	
February	9,827	
March	10,858	
April	11,256	
May	11,258	
June	11,258	

QUALITY

	Quantity	Base Number	Contract	AT	Region	England
% of FP17s for the same patient ID Re-attending within 3 months - Children	59	800	7.4%	10.1%	11.4%	11.9%
% of FP17s for the same patient ID Re-attending within 3 months - Adults	393	2,187	18.0%	14.7%	15.7%	15.9%
% of FP17s for the same patient ID Re-attending between 3 & 9 months - Children	389	800	48.6%	60.5%	60.6%	58.1%
% of FP17s for the same patient ID Re-attending between 3 & 9 months - Adults	971	2,187	44.4%	52.1%	52.0%	50.6%
% of FP17s for Band 1 Urgent Courses	306	2,761	11.1%	9.9%	9.6%	9.1%
% of FP17s Relating to Free Repair or Replacements	15	2,761	0.5%	0.6%	0.7%	0.8%
% of FP17s Relating to Continuations	76	2,761	2.8%	1.1%	1.0%	1.1%
% of Patients satisfied with the dentistry they have received	7	9	N/A	92.2%	91.6%	91.4%
% of Patients satisfied with the time they had to wait for an appointment	7	9	N/A	87.8%	87.9%	87.7%

* This is based on patients treated on this contract for their most recent course of treatment. Figures in italics indicate the base number of FP17s or Patient Questionnaire responses are less than 100. N/A is shown where the base number of responses is less than 10 during the period. % is calculated as Quantity/Base number*100

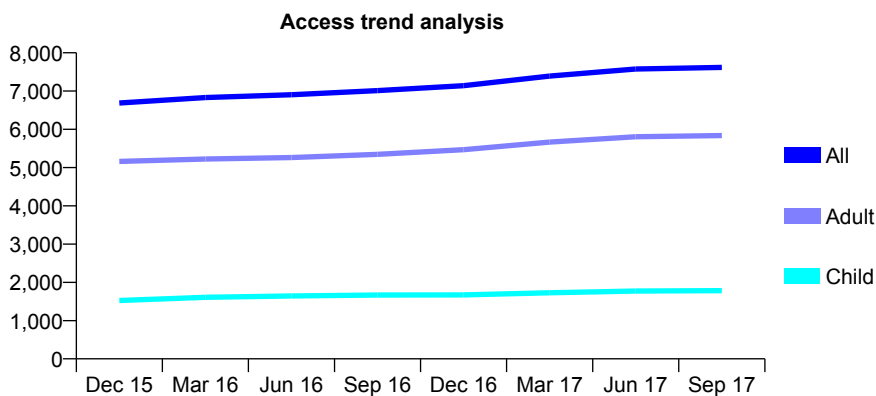
Q70 - Vital Signs At a Glance Contract Report for 651206/0001 - September 2017

Name or company name	MRS HC CADDICK
Contract type name	GDS Contract
Purpose of contract	General
Contract start date	01/04/2006
Contract end date	

17/18 Contracted general activity (UDA)	23,601
Carry forward general activity (UDA)	243
17/18 Contracted orthodontic activity (UOA)	0
Carry forward orthodontic activity (UOA)	0
Baseline contract value	£663,607.71

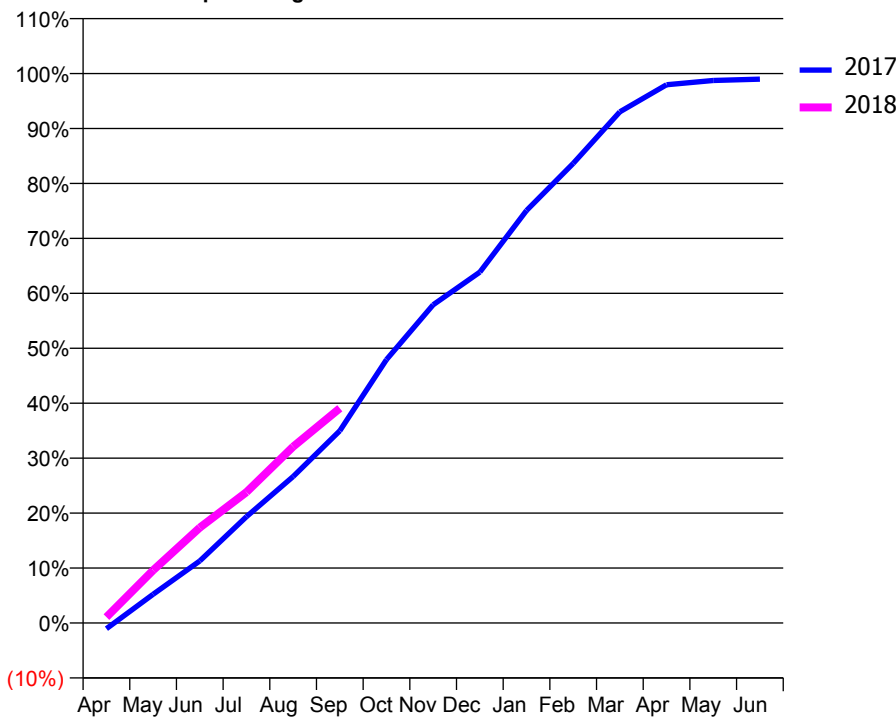
ACCESS*

Patients seen in 24 months	Total	Change since previous quarter
Quarter ending September 2016	7,012	
Quarter ending December 2016	7,141	→
Quarter ending March 2017	7,392	↑
Quarter ending June 2017	7,576	↑
Quarter ending September 2017	7,618	→
Variance since September 2016	8.6%	↑



ACTIVITY

Cumulative percentage of contracted UDA delivered 2017 & 2018



Month	Adjusted Scheduled Activity (UDA)	
	2017	2018
April	-251	255
May	1,234	2,262
June	2,667	4,099
July	4,569	5,623
August	6,294	7,575
September	8,256	9,223
October	11,312	
November	13,666	
December	15,069	
January	17,720	
February	19,737	
March	21,957	
April	23,117	
May	23,299	
June	23,358	

QUALITY

	Quantity	Base Number	Contract	AT	Region	England
% of FP17s for the same patient ID Re-attending within 3 months - Children	92	1,361	6.8%	10.1%	11.4%	11.9%
% of FP17s for the same patient ID Re-attending within 3 months - Adults	608	4,309	14.1%	14.7%	15.7%	15.9%
% of FP17s for the same patient ID Re-attending between 3 & 9 months - Children	867	1,361	63.7%	60.5%	60.6%	58.1%
% of FP17s for the same patient ID Re-attending between 3 & 9 months - Adults	2,394	4,309	55.6%	52.1%	52.0%	50.6%
% of FP17s for Band 1 Urgent Courses	359	4,224	8.5%	9.9%	9.6%	9.1%
% of FP17s Relating to Free Repair or Replacements	33	4,224	0.8%	0.6%	0.7%	0.8%
% of FP17s Relating to Continuations	37	4,224	0.9%	1.1%	1.0%	1.1%
% of Patients satisfied with the dentistry they have received	7	8	N/A	92.2%	91.6%	91.4%
% of Patients satisfied with the time they had to wait for an appointment	7	8	N/A	87.8%	87.9%	87.7%

* This is based on patients treated on this contract for their most recent course of treatment. Figures in italics indicate the base number of FP17s or Patient Questionnaire responses are less than 100. N/A is shown where the base number of responses is less than 10 during the period. % is calculated as Quantity/Base number*100

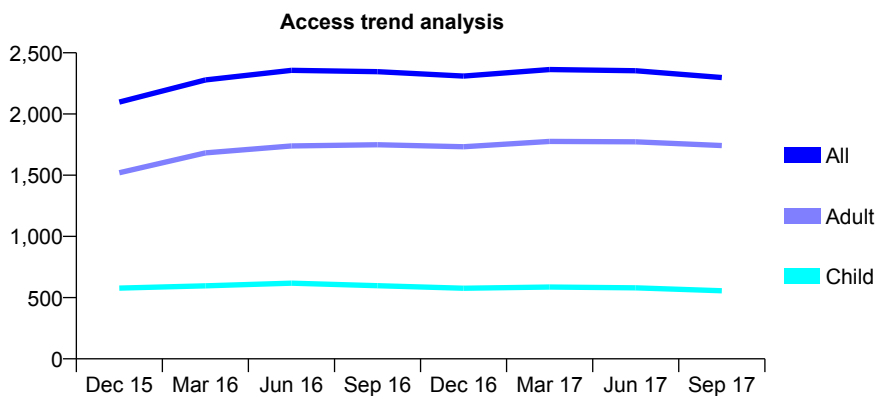
Q70 - Vital Signs At a Glance Contract Report for 657662/0001 - September 2017

Name or company name	MR AJ SHEEHAN
Contract type name	GDS Contract
Purpose of contract	General
Contract start date	01/04/2006
Contract end date	

17/18 Contracted general activity (UDA)	3,610
Carry forward general activity (UDA)	54
17/18 Contracted orthodontic activity (UOA)	0
Carry forward orthodontic activity (UOA)	0
Baseline contract value	£85,288.65

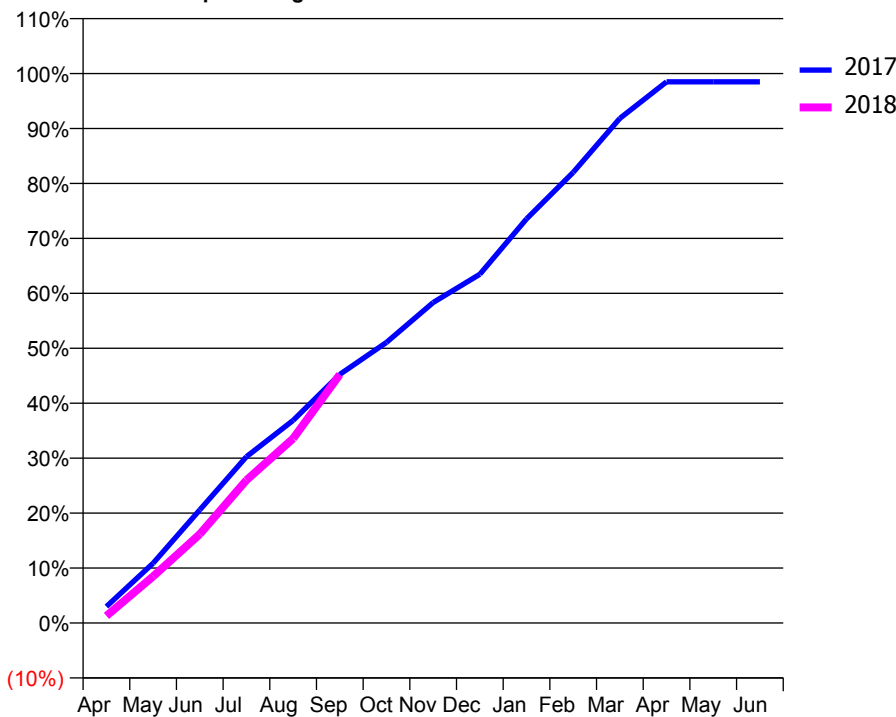
ACCESS*

Patients seen in 24 months	Total	Change since previous quarter
Quarter ending September 2016	2,346	
Quarter ending December 2016	2,310	↓
Quarter ending March 2017	2,363	↑
Quarter ending June 2017	2,353	→
Quarter ending September 2017	2,298	↓
Variance since September 2016	(2.0%)	↓



ACTIVITY

Cumulative percentage of contracted UDA delivered 2017 & 2018



Month	Adjusted Scheduled Activity (UDA)	
	2017	2018
April	109	47
May	393	306
June	744	584
July	1,093	939
August	1,331	1,212
September	1,633	1,633
October	1,844	
November	2,106	
December	2,291	
January	2,655	
February	2,961	
March	3,316	
April	3,555	
May	3,555	
June	3,555	

QUALITY

	Quantity	Base Number	Contract	AT	Region	England
% of FP17s for the same patient ID Re-attending within 3 months - Children	20	406	4.9%	10.1%	11.4%	11.9%
% of FP17s for the same patient ID Re-attending within 3 months - Adults	164	1,183	13.9%	14.7%	15.7%	15.9%
% of FP17s for the same patient ID Re-attending between 3 & 9 months - Children	241	406	59.4%	60.5%	60.6%	58.1%
% of FP17s for the same patient ID Re-attending between 3 & 9 months - Adults	701	1,183	59.3%	52.1%	52.0%	50.6%
% of FP17s for Band 1 Urgent Courses	19	881	2.2%	9.9%	9.6%	9.1%
% of FP17s Relating to Free Repair or Replacements	0	881	0.0%	0.6%	0.7%	0.8%
% of FP17s Relating to Continuations	18	881	2.0%	1.1%	1.0%	1.1%
% of Patients satisfied with the dentistry they have received	1	1	N/A	92.2%	91.6%	91.4%
% of Patients satisfied with the time they had to wait for an appointment	1	1	N/A	87.8%	87.9%	87.7%

* This is based on patients treated on this contract for their most recent course of treatment. Figures in italics indicate the base number of FP17s or Patient Questionnaire responses are less than 100. N/A is shown where the base number of responses is less than 10 during the period. % is calculated as Quantity/Base number*100

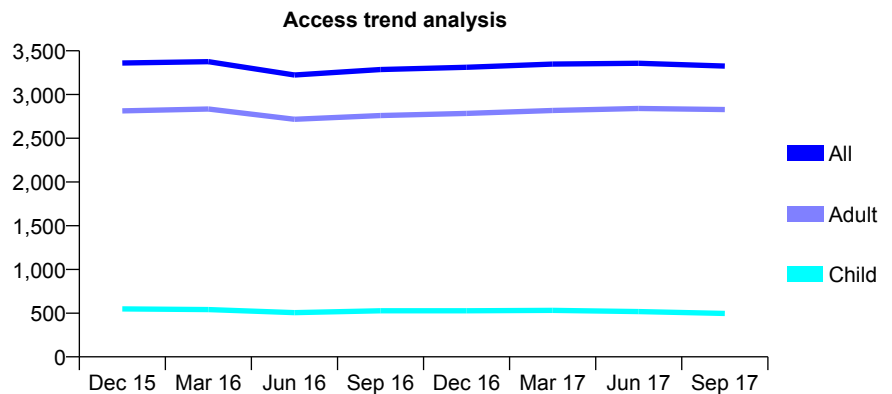
Q70 - Vital Signs At a Glance Contract Report for 659657/0001 - September 2017

Name or company name	MR TM FRADGLEY
Contract type name	GDS Contract
Purpose of contract	General
Contract start date	01/04/2006
Contract end date	

17/18 Contracted general activity (UDA)	11,037
Carry forward general activity (UDA)	0
17/18 Contracted orthodontic activity (UOA)	0
Carry forward orthodontic activity (UOA)	0
Baseline contract value	£254,223.41

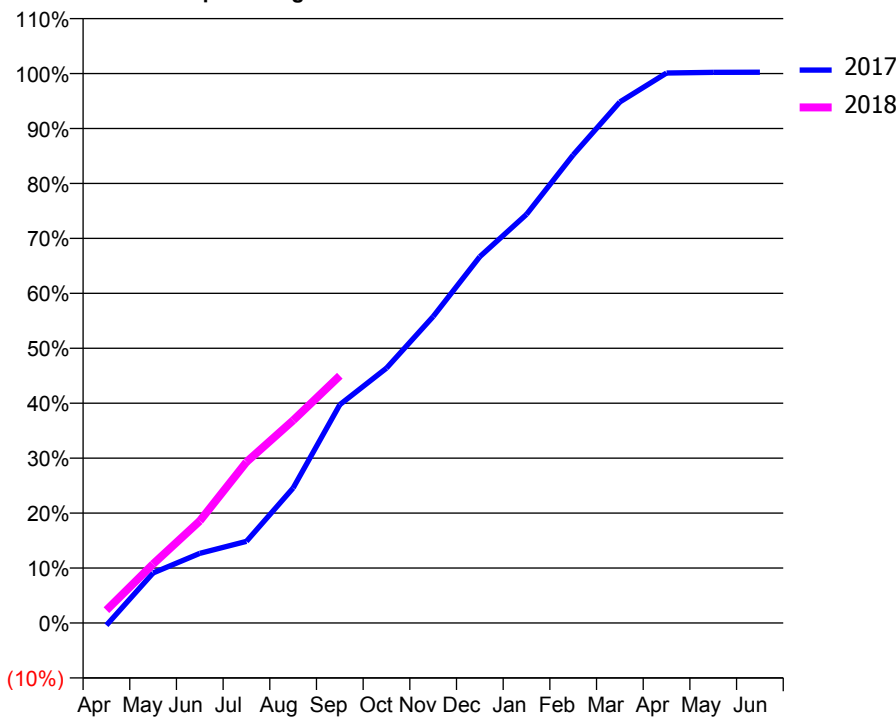
ACCESS*

Patients seen in 24 months	Total	Change since previous quarter
Quarter ending September 2016	3,286	
Quarter ending December 2016	3,311	→
Quarter ending March 2017	3,349	→
Quarter ending June 2017	3,358	→
Quarter ending September 2017	3,325	→
Variance since September 2016	1.2%	→



ACTIVITY

Cumulative percentage of contracted UDA delivered 2017 & 2018



Month	Adjusted Scheduled Activity (UDA)	
	2017	2018
April	-47	258
May	1,006	1,185
June	1,398	2,051
July	1,639	3,235
August	2,711	4,070
September	4,386	4,968
October	5,120	
November	6,155	
December	7,359	
January	8,209	
February	9,402	
March	10,465	
April	11,046	
May	11,060	
June	11,064	

QUALITY

	Quantity	Base Number	Contract	AT	Region	England
% of FP17s for the same patient ID Re-attending within 3 months - Children	8	270	3.0%	10.1%	11.4%	11.9%
% of FP17s for the same patient ID Re-attending within 3 months - Adults	86	1,475	5.8%	14.7%	15.7%	15.9%
% of FP17s for the same patient ID Re-attending between 3 & 9 months - Children	55	270	20.4%	60.5%	60.6%	58.1%
% of FP17s for the same patient ID Re-attending between 3 & 9 months - Adults	499	1,475	33.8%	52.1%	52.0%	50.6%
% of FP17s for Band 1 Urgent Courses	70	1,557	4.5%	9.9%	9.6%	9.1%
% of FP17s Relating to Free Repair or Replacements	7	1,557	0.4%	0.6%	0.7%	0.8%
% of FP17s Relating to Continuations	1	1,557	0.1%	1.1%	1.0%	1.1%
% of Patients satisfied with the dentistry they have received	13	13	100.0%	92.2%	91.6%	91.4%
% of Patients satisfied with the time they had to wait for an appointment	13	13	100.0%	87.8%	87.9%	87.7%

* This is based on patients treated on this contract for their most recent course of treatment. Figures in italics indicate the base number of FP17s or Patient Questionnaire responses are less than 100. N/A is shown where the base number of responses is less than 10 during the period. % is calculated as Quantity/Base number*100

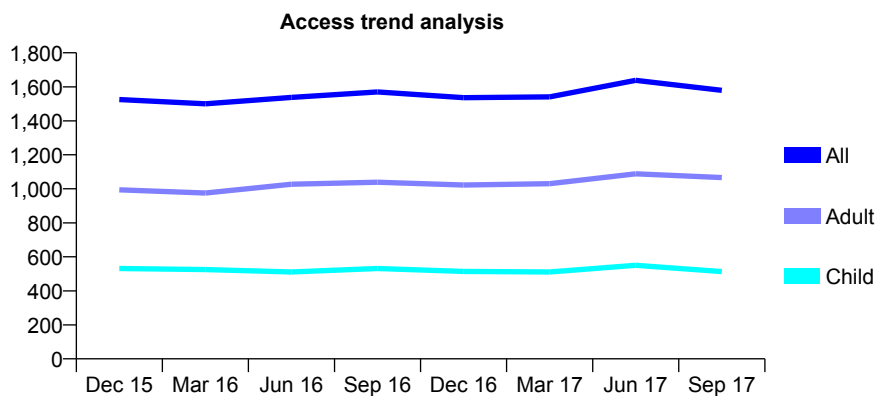
Q70 - Vital Signs At a Glance Contract Report for 674788/0001 - September 2017

Name or company name	MR AA KAMKAR-JAGHOURI
Contract type name	GDS Contract
Purpose of contract	General
Contract start date	01/04/2006
Contract end date	

17/18 Contracted general activity (UDA)	3,828
Carry forward general activity (UDA)	0
17/18 Contracted orthodontic activity (UOA)	0
Carry forward orthodontic activity (UOA)	0
Baseline contract value	£101,016.05

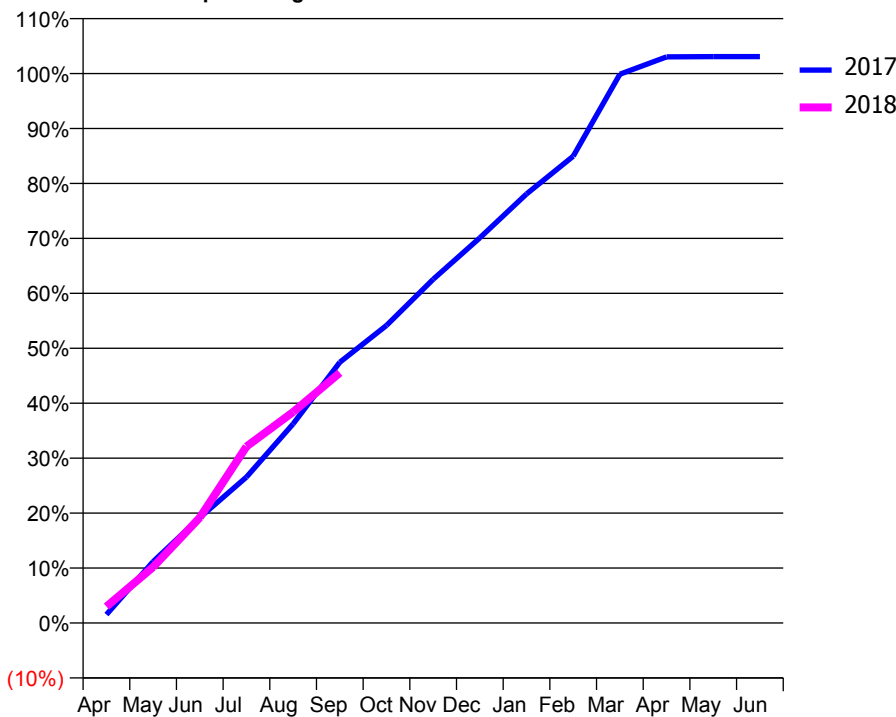
ACCESS*

Patients seen in 24 months	Total	Change since previous quarter
Quarter ending September 2016	1,570	
Quarter ending December 2016	1,536	↓
Quarter ending March 2017	1,541	→
Quarter ending June 2017	1,638	↑
Quarter ending September 2017	1,579	↓
Variance since September 2016	0.6%	→



ACTIVITY

Cumulative percentage of contracted UDA delivered 2017 & 2018



Month	Adjusted Scheduled Activity (UDA)	
	2017	2018
April	59	114
May	428	390
June	735	734
July	1,017	1,229
August	1,388	1,470
September	1,817	1,744
October	2,073	
November	2,394	
December	2,684	
January	2,989	
February	3,252	
March	3,823	
April	3,944	
May	3,946	
June	3,946	

QUALITY

	Quantity	Base Number	Contract	AT	Region	England
% of FP17s for the same patient ID Re-attending within 3 months - Children	7	391	1.8%	10.1%	11.4%	11.9%
% of FP17s for the same patient ID Re-attending within 3 months - Adults	39	719	5.4%	14.7%	15.7%	15.9%
% of FP17s for the same patient ID Re-attending between 3 & 9 months - Children	122	391	31.2%	60.5%	60.6%	58.1%
% of FP17s for the same patient ID Re-attending between 3 & 9 months - Adults	155	719	21.6%	52.1%	52.0%	50.6%
% of FP17s for Band 1 Urgent Courses	68	1,028	6.6%	9.9%	9.6%	9.1%
% of FP17s Relating to Free Repair or Replacements	1	1,028	0.1%	0.6%	0.7%	0.8%
% of FP17s Relating to Continuations	0	1,028	0.0%	1.1%	1.0%	1.1%
% of Patients satisfied with the dentistry they have received	3	3	N/A	92.2%	91.6%	91.4%
% of Patients satisfied with the time they had to wait for an appointment	3	3	N/A	87.8%	87.9%	87.7%

* This is based on patients treated on this contract for their most recent course of treatment. Figures in italics indicate the base number of FP17s or Patient Questionnaire responses are less than 100. N/A is shown where the base number of responses is less than 10 during the period. % is calculated as Quantity/Base number*100

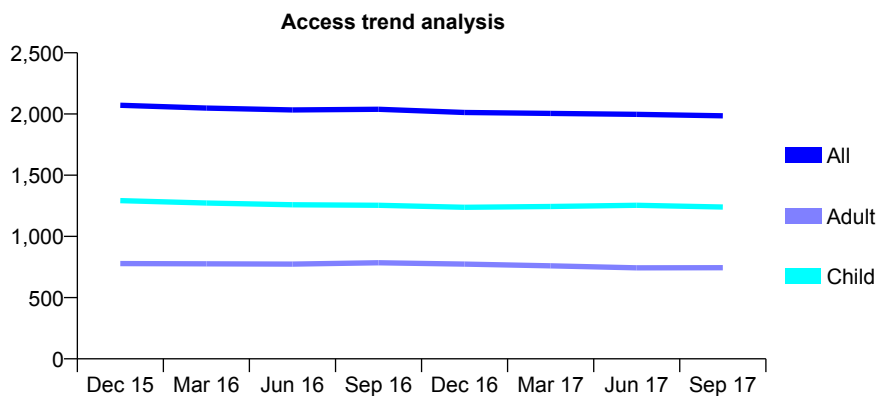
Q70 - Vital Signs At a Glance Contract Report for 675911/0001 - September 2017

Name or company name	Acorn Dental Health
Contract type name	GDS Contract
Purpose of contract	General
Contract start date	01/04/2006
Contract end date	

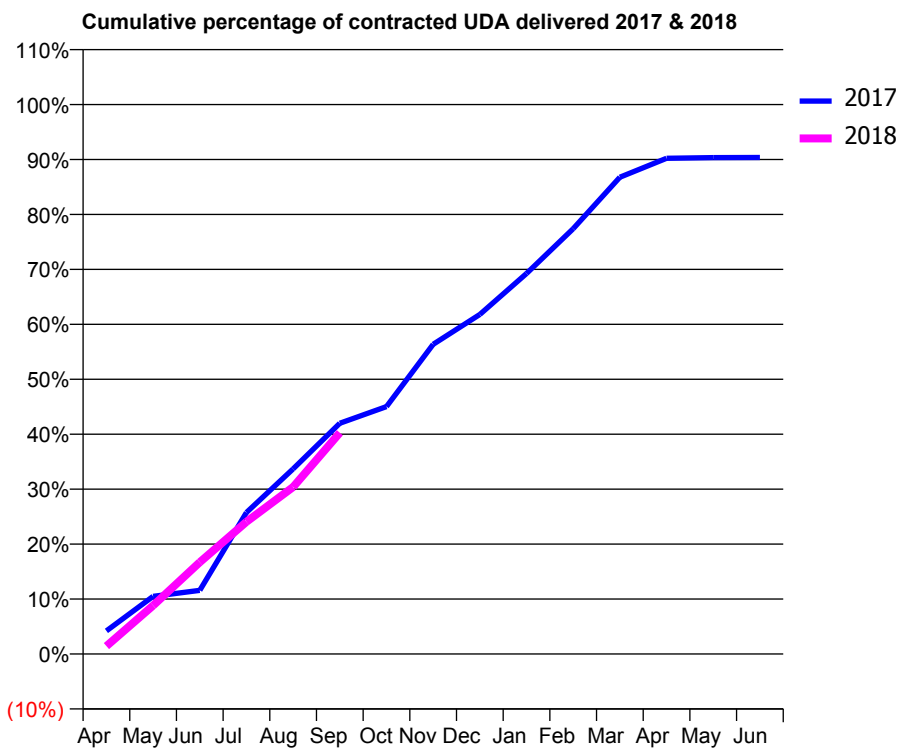
17/18 Contracted general activity (UDA)	5,400
Carry forward general activity (UDA)	0
17/18 Contracted orthodontic activity (UOA)	0
Carry forward orthodontic activity (UOA)	0
Baseline contract value	£137,884.85

ACCESS*

Patients seen in 24 months	Total	Change since previous quarter
Quarter ending September 2016	2,039	
Quarter ending December 2016	2,012	↓
Quarter ending March 2017	2,005	→
Quarter ending June 2017	1,997	→
Quarter ending September 2017	1,985	→
Variance since September 2016	(2.6%)	↓



ACTIVITY



Adjusted Scheduled Activity (UDA)		
Month	2017	2018
April	228	78
May	566	476
June	626	903
July	1,391	1,299
August	1,820	1,641
September	2,267	2,175
October	2,432	
November	3,043	
December	3,337	
January	3,739	
February	4,180	
March	4,685	
April	4,872	
May	4,878	
June	4,879	

QUALITY

	Quantity	Base Number	Contract	AT	Region	England
% of FP17s for the same patient ID Re-attending within 3 months - Children	57	1,132	5.0%	10.1%	11.4%	11.9%
% of FP17s for the same patient ID Re-attending within 3 months - Adults	57	506	11.3%	14.7%	15.7%	15.9%
% of FP17s for the same patient ID Re-attending between 3 & 9 months - Children	835	1,132	73.8%	60.5%	60.6%	58.1%
% of FP17s for the same patient ID Re-attending between 3 & 9 months - Adults	348	506	68.8%	52.1%	52.0%	50.6%
% of FP17s for Band 1 Urgent Courses	66	1,521	4.3%	9.9%	9.6%	9.1%
% of FP17s Relating to Free Repair or Replacements	3	1,521	0.2%	0.6%	0.7%	0.8%
% of FP17s Relating to Continuations	1	1,521	0.1%	1.1%	1.0%	1.1%
% of Patients satisfied with the dentistry they have received	2	2	N/A	92.2%	91.6%	91.4%
% of Patients satisfied with the time they had to wait for an appointment	2	2	N/A	87.8%	87.9%	87.7%

* This is based on patients treated on this contract for their most recent course of treatment. Figures in italics indicate the base number of FP17s or Patient Questionnaire responses are less than 100. N/A is shown where the base number of responses is less than 10 during the period. % is calculated as Quantity/Base number*100

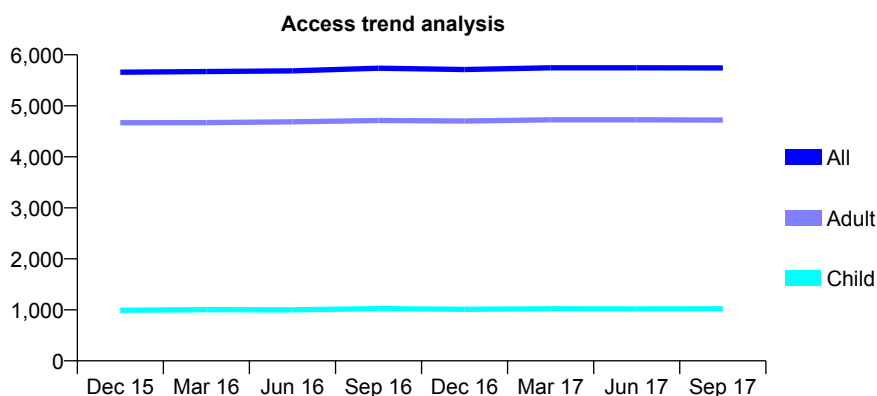
Q70 - Vital Signs At a Glance Contract Report for 677140/0001 - September 2017

Name or company name	MR RG CARNALL
Contract type name	GDS Contract
Purpose of contract	General
Contract start date	01/04/2006
Contract end date	

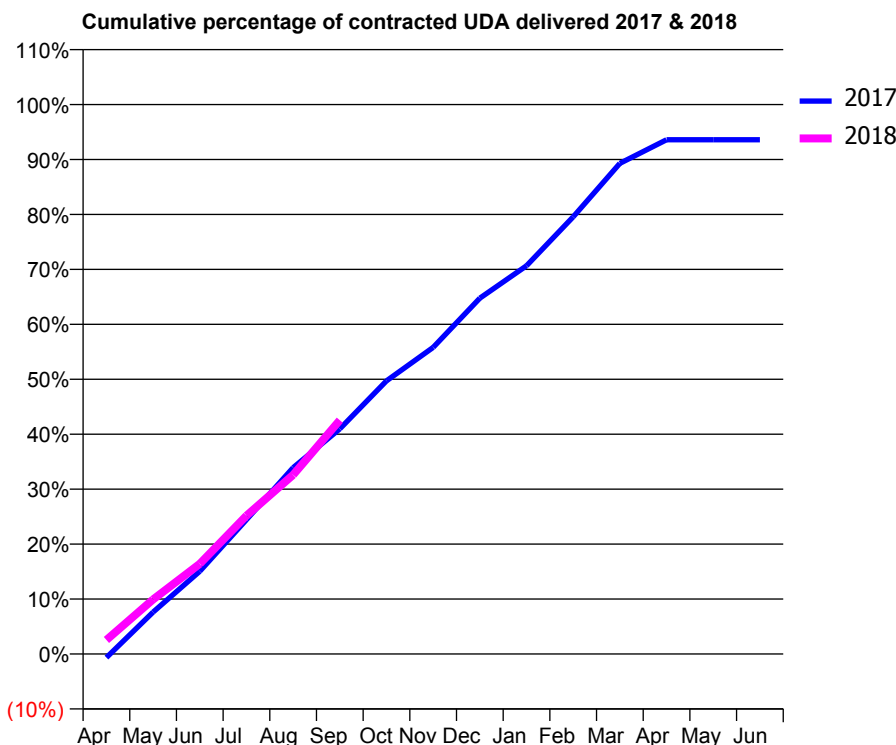
17/18 Contracted general activity (UDA)	17,500
Carry forward general activity (UDA)	0
17/18 Contracted orthodontic activity (UOA)	0
Carry forward orthodontic activity (UOA)	0
Baseline contract value	£381,675.68

ACCESS*

Patients seen in 24 months	Total	Change since previous quarter
Quarter ending September 2016	5,736	
Quarter ending December 2016	5,711	→
Quarter ending March 2017	5,746	→
Quarter ending June 2017	5,744	→
Quarter ending September 2017	5,743	→
Variance since September 2016	0.1%	→



ACTIVITY



Month	Adjusted Scheduled Activity (UDA)	
	2017	2018
April	-118	449
May	1,336	1,738
June	2,636	2,871
July	4,278	4,405
August	5,936	5,706
September	7,170	7,446
October	8,700	
November	9,766	
December	11,332	
January	12,365	
February	13,922	
March	15,626	
April	16,376	
May	16,377	
June	16,377	

QUALITY

	Quantity	Base Number	Contract	AT	Region	England
% of FP17s for the same patient ID Re-attending within 3 months - Children	49	797	6.1%	10.1%	11.4%	11.9%
% of FP17s for the same patient ID Re-attending within 3 months - Adults	626	3,699	16.9%	14.7%	15.7%	15.9%
% of FP17s for the same patient ID Re-attending between 3 & 9 months - Children	478	797	60.0%	60.5%	60.6%	58.1%
% of FP17s for the same patient ID Re-attending between 3 & 9 months - Adults	2,294	3,699	62.0%	52.1%	52.0%	50.6%
% of FP17s for Band 1 Urgent Courses	251	4,131	6.1%	9.9%	9.6%	9.1%
% of FP17s Relating to Free Repair or Replacements	55	4,131	1.3%	0.6%	0.7%	0.8%
% of FP17s Relating to Continuations	133	4,131	3.2%	1.1%	1.0%	1.1%
% of Patients satisfied with the dentistry they have received	13	14	92.9%	92.2%	91.6%	91.4%
% of Patients satisfied with the time they had to wait for an appointment	12	14	85.7%	87.8%	87.9%	87.7%

* This is based on patients treated on this contract for their most recent course of treatment. Figures in italics indicate the base number of FP17s or Patient Questionnaire responses are less than 100. N/A is shown where the base number of responses is less than 10 during the period. % is calculated as Quantity/Base number*100

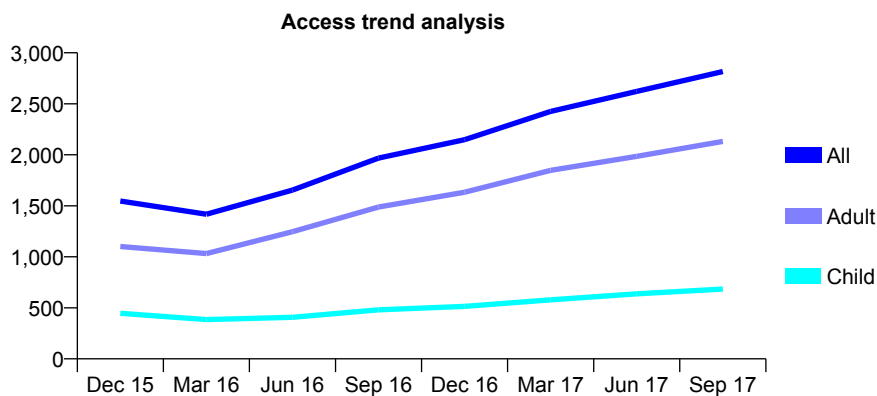
Q70 - Vital Signs At a Glance Contract Report for 688053/0001 - September 2017

Name or company name	Burgess Road Dental Practice
Contract type name	GDS Contract
Purpose of contract	General
Contract start date	01/04/2006
Contract end date	

17/18 Contracted general activity (UDA)	6,168
Carry forward general activity (UDA)	0
17/18 Contracted orthodontic activity (UOA)	0
Carry forward orthodontic activity (UOA)	0
Baseline contract value	£189,796.31

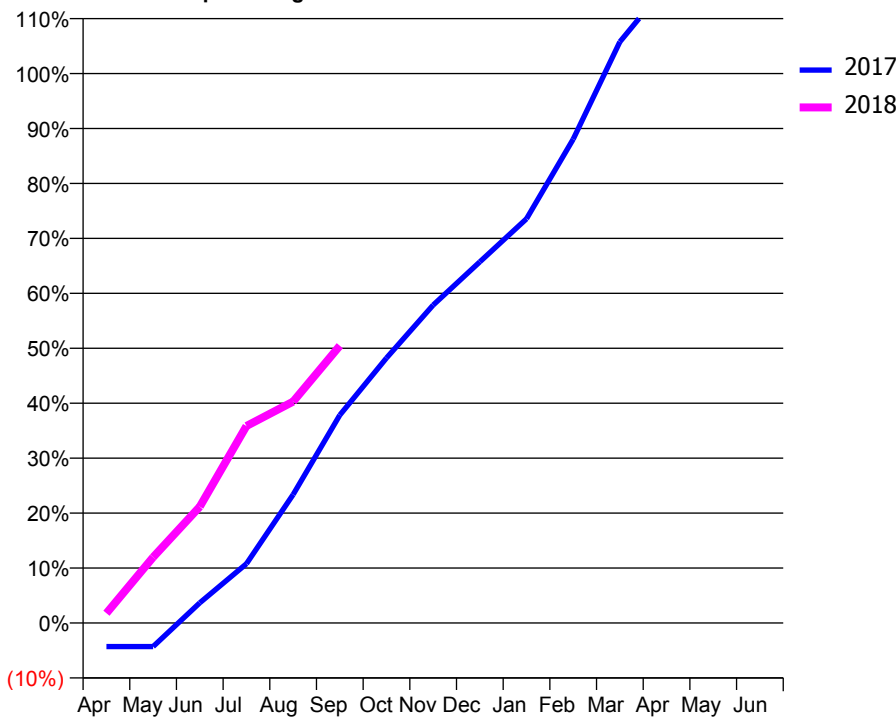
ACCESS*

Patients seen in 24 months	Total	Change since previous quarter
Quarter ending September 2016	1,968	
Quarter ending December 2016	2,148	↑
Quarter ending March 2017	2,426	↑
Quarter ending June 2017	2,622	↑
Quarter ending September 2017	2,816	↑
Variance since September 2016	43.1%	↑



ACTIVITY

Cumulative percentage of contracted UDA delivered 2017 & 2018



Month	Adjusted Scheduled Activity (UDA)	
	2017	2018
April	-265	110
May	-265	738
June	227	1,306
July	665	2,211
August	1,442	2,485
September	2,335	3,112
October	2,975	
November	3,569	
December	4,054	
January	4,537	
February	5,432	
March	6,524	
April	7,156	
May	7,159	
June	7,159	

QUALITY

	Quantity	Base Number	Contract	AT	Region	England
% of FP17s for the same patient ID Re-attending within 3 months - Children	20	416	4.8%	10.1%	11.4%	11.9%
% of FP17s for the same patient ID Re-attending within 3 months - Adults	120	1,068	11.2%	14.7%	15.7%	15.9%
% of FP17s for the same patient ID Re-attending between 3 & 9 months - Children	130	416	31.3%	60.5%	60.6%	58.1%
% of FP17s for the same patient ID Re-attending between 3 & 9 months - Adults	308	1,068	28.8%	52.1%	52.0%	50.6%
% of FP17s for Band 1 Urgent Courses	140	1,304	10.7%	9.9%	9.6%	9.1%
% of FP17s Relating to Free Repair or Replacements	2	1,304	0.2%	0.6%	0.7%	0.8%
% of FP17s Relating to Continuations	8	1,304	0.6%	1.1%	1.0%	1.1%
% of Patients satisfied with the dentistry they have received	0	0	N/A	92.2%	91.6%	91.4%
% of Patients satisfied with the time they had to wait for an appointment	0	0	N/A	87.8%	87.9%	87.7%

* This is based on patients treated on this contract for their most recent course of treatment. Figures in italics indicate the base number of FP17s or Patient Questionnaire responses are less than 100. N/A is shown where the base number of responses is less than 10 during the period. % is calculated as Quantity/Base number*100

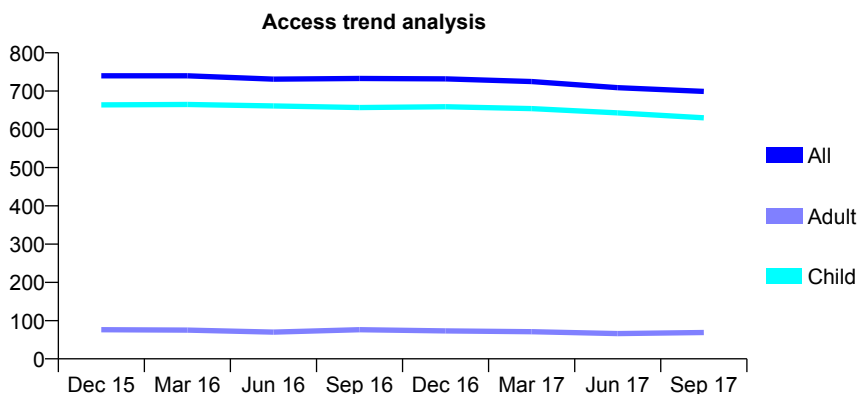
Q70 - Vital Signs At a Glance Contract Report for 732001/0001 - September 2017

Name or company name	MR JL MURPHY
Contract type name	GDS Contract
Purpose of contract	General
Contract start date	01/04/2006
Contract end date	

17/18 Contracted general activity (UDA)	1,400
Carry forward general activity (UDA)	0
17/18 Contracted orthodontic activity (UOA)	0
Carry forward orthodontic activity (UOA)	0
Baseline contract value	£36,826.14

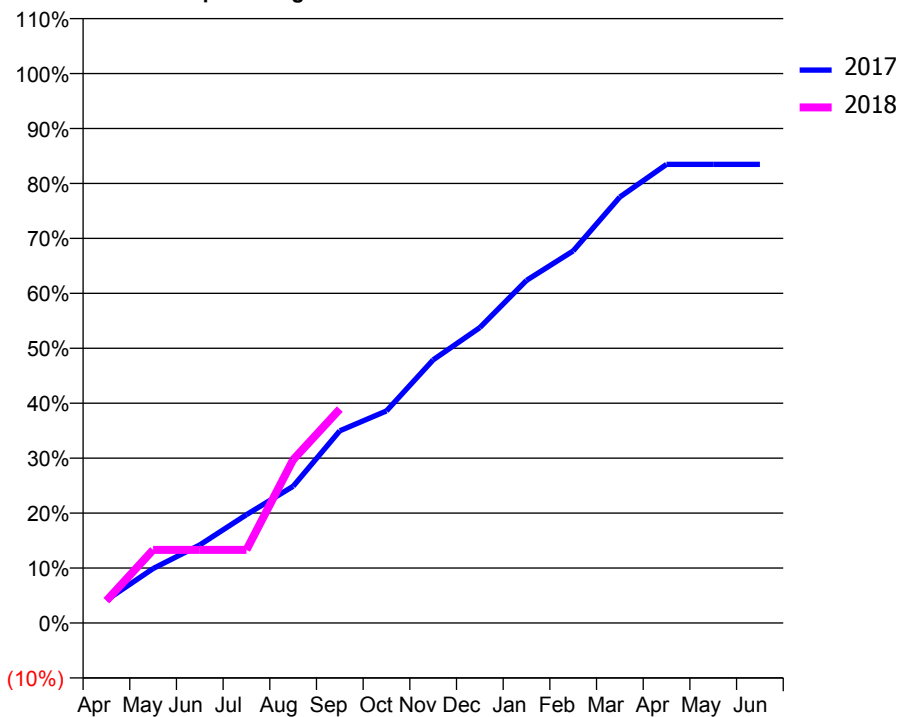
ACCESS*

Patients seen in 24 months	Total	Change since previous quarter
Quarter ending September 2016	733	
Quarter ending December 2016	732	→
Quarter ending March 2017	725	→
Quarter ending June 2017	709	↓
Quarter ending September 2017	699	↓
Variance since September 2016	(4.6%)	↓



ACTIVITY

Cumulative percentage of contracted UDA delivered 2017 & 2018



Adjusted Scheduled Activity (UDA)

Month	2017	2018
April	58	57
May	139	186
June	199	186
July	276	186
August	348	416
September	490	545
October	540	
November	670	
December	753	
January	873	
February	948	
March	1,085	
April	1,169	
May	1,169	
June	1,169	

QUALITY

	Quantity	Base Number	Contract	AT	Region	England
% of FP17s for the same patient ID Re-attending within 3 months - Children	34	578	5.9%	10.1%	11.4%	11.9%
% of FP17s for the same patient ID Re-attending within 3 months - Adults	0	1	0.0%	14.7%	15.7%	15.9%
% of FP17s for the same patient ID Re-attending between 3 & 9 months - Children	435	578	75.3%	60.5%	60.6%	58.1%
% of FP17s for the same patient ID Re-attending between 3 & 9 months - Adults	1	1	100.0%	52.1%	52.0%	50.6%
% of FP17s for Band 1 Urgent Courses	10	515	1.9%	9.9%	9.6%	9.1%
% of FP17s Relating to Free Repair or Replacements	0	515	0.0%	0.6%	0.7%	0.8%
% of FP17s Relating to Continuations	0	515	0.0%	1.1%	1.0%	1.1%
% of Patients satisfied with the dentistry they have received	2	2	N/A	92.2%	91.6%	91.4%
% of Patients satisfied with the time they had to wait for an appointment	2	2	N/A	87.8%	87.9%	87.7%

* This is based on patients treated on this contract for their most recent course of treatment. Figures in italics indicate the base number of FP17s or Patient Questionnaire responses are less than 100. N/A is shown where the base number of responses is less than 10 during the period. % is calculated as Quantity/Base number*100

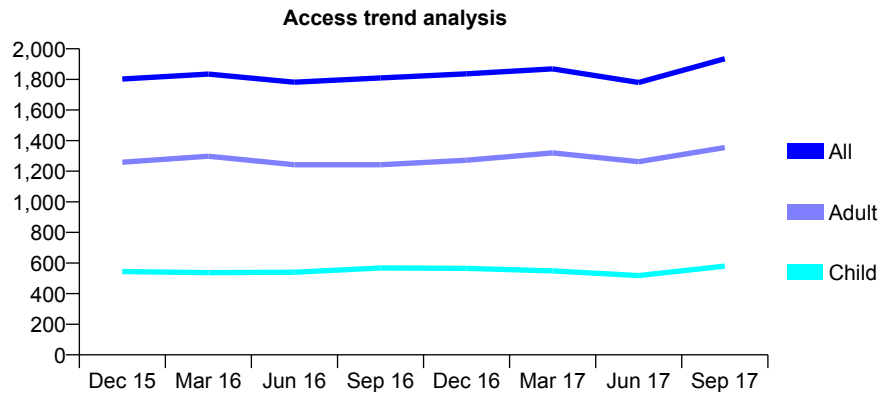
Q70 - Vital Signs At a Glance Contract Report for 735914/0001 - September 2017

Name or company name	MR MR HOLLEY
Contract type name	GDS Contract
Purpose of contract	General
Contract start date	01/04/2006
Contract end date	

17/18 Contracted general activity (UDA)	4,745
Carry forward general activity (UDA)	0
17/18 Contracted orthodontic activity (UOA)	0
Carry forward orthodontic activity (UOA)	0
Baseline contract value	£119,987.63

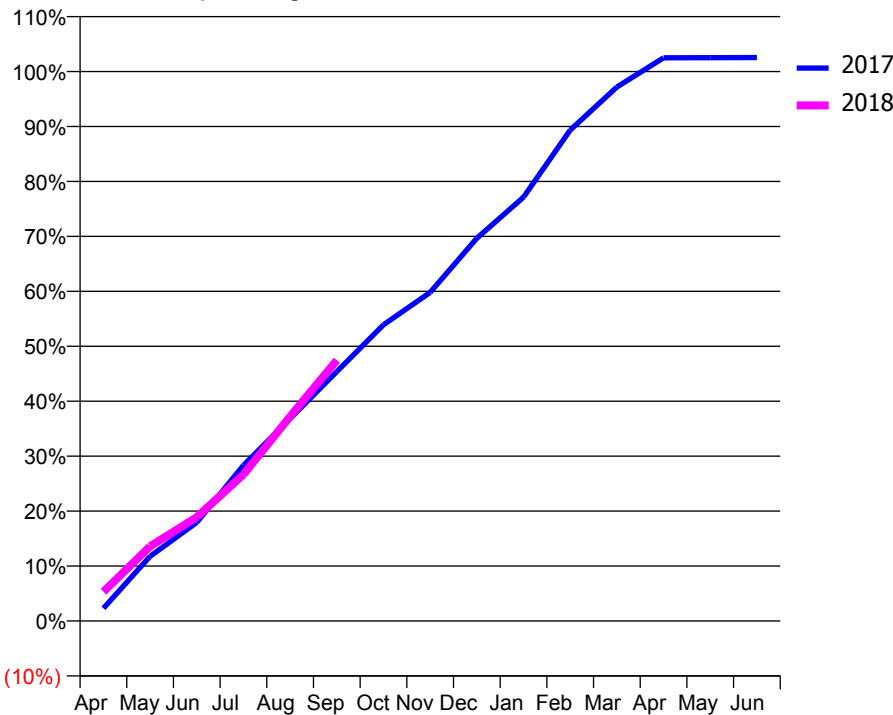
ACCESS*

Patients seen in 24 months	Total	Change since previous quarter
Quarter ending September 2016	1,810	
Quarter ending December 2016	1,837	→
Quarter ending March 2017	1,869	→
Quarter ending June 2017	1,780	↓
Quarter ending September 2017	1,935	↑
Variance since September 2016	6.9%	↑



ACTIVITY

Cumulative percentage of contracted UDA delivered 2017 & 2018



Month	Adjusted Scheduled Activity (UDA)	
	2017	2018
April	110	253
May	560	645
June	852	898
July	1,345	1,266
August	1,749	1,767
September	2,154	2,252
October	2,558	
November	2,838	
December	3,305	
January	3,660	
February	4,239	
March	4,612	
April	4,863	
May	4,864	
June	4,865	

QUALITY

	Quantity	Base Number	Contract	AT	Region	England
% of FP17s for the same patient ID Re-attending within 3 months - Children	14	448	3.1%	10.1%	11.4%	11.9%
% of FP17s for the same patient ID Re-attending within 3 months - Adults	62	979	6.3%	14.7%	15.7%	15.9%
% of FP17s for the same patient ID Re-attending between 3 & 9 months - Children	135	448	30.1%	60.5%	60.6%	58.1%
% of FP17s for the same patient ID Re-attending between 3 & 9 months - Adults	297	979	30.3%	52.1%	52.0%	50.6%
% of FP17s for Band 1 Urgent Courses	77	1,288	6.0%	9.9%	9.6%	9.1%
% of FP17s Relating to Free Repair or Replacements	4	1,288	0.3%	0.6%	0.7%	0.8%
% of FP17s Relating to Continuations	2	1,288	0.2%	1.1%	1.0%	1.1%
% of Patients satisfied with the dentistry they have received	0	0	N/A	92.2%	91.6%	91.4%
% of Patients satisfied with the time they had to wait for an appointment	0	0	N/A	87.8%	87.9%	87.7%

* This is based on patients treated on this contract for their most recent course of treatment. Figures in italics indicate the base number of FP17s or Patient Questionnaire responses are less than 100. N/A is shown where the base number of responses is less than 10 during the period. % is calculated as Quantity/Base number*100

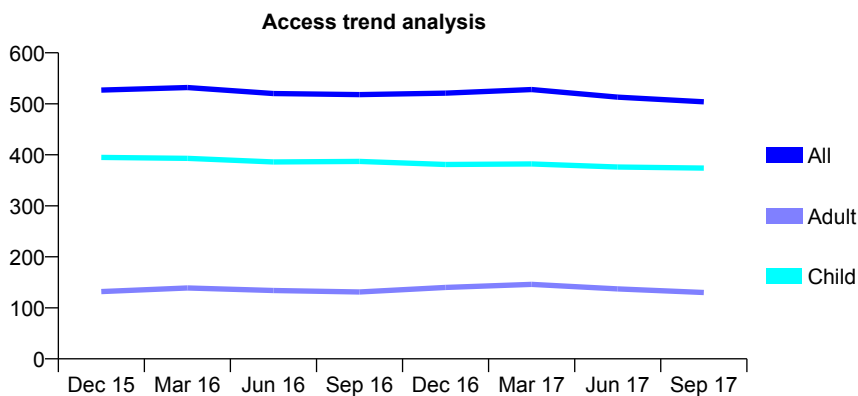
Q70 - Vital Signs At a Glance Contract Report for 737615/0001 - September 2017

Name or company name	Forest Lodge Dental Practice
Contract type name	GDS Contract
Purpose of contract	General
Contract start date	01/04/2006
Contract end date	

17/18 Contracted general activity (UDA)	1,275
Carry forward general activity (UDA)	0
17/18 Contracted orthodontic activity (UOA)	0
Carry forward orthodontic activity (UOA)	0
Baseline contract value	£32,603.60

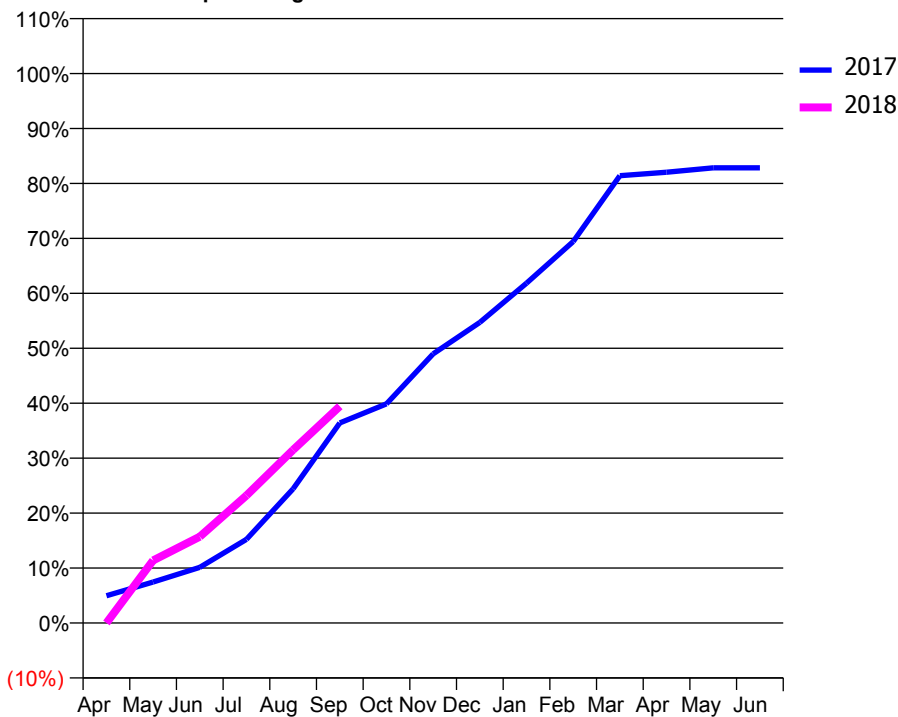
ACCESS*

Patients seen in 24 months	Total	Change since previous quarter
Quarter ending September 2016	518	
Quarter ending December 2016	521	→
Quarter ending March 2017	528	→
Quarter ending June 2017	513	↓
Quarter ending September 2017	504	↓
Variance since September 2016	(2.7%)	↓



ACTIVITY

Cumulative percentage of contracted UDA delivered 2017 & 2018



Month	Adjusted Scheduled Activity (UDA)	
	2017	2018
April	63	0
May	95	145
June	129	200
July	194	296
August	311	402
September	464	503
October	508	
November	624	
December	697	
January	789	
February	885	
March	1,038	
April	1,046	
May	1,056	
June	1,056	

QUALITY

	Quantity	Base Number	Contract	AT	Region	England
% of FP17s for the same patient ID Re-attending within 3 months - Children	18	307	5.9%	10.1%	11.4%	11.9%
% of FP17s for the same patient ID Re-attending within 3 months - Adults	7	76	9.2%	14.7%	15.7%	15.9%
% of FP17s for the same patient ID Re-attending between 3 & 9 months - Children	222	307	72.3%	60.5%	60.6%	58.1%
% of FP17s for the same patient ID Re-attending between 3 & 9 months - Adults	47	76	61.8%	52.1%	52.0%	50.6%
% of FP17s for Band 1 Urgent Courses	4	371	1.1%	9.9%	9.6%	9.1%
% of FP17s Relating to Free Repair or Replacements	0	371	0.0%	0.6%	0.7%	0.8%
% of FP17s Relating to Continuations	0	371	0.0%	1.1%	1.0%	1.1%
% of Patients satisfied with the dentistry they have received	1	1	N/A	92.2%	91.6%	91.4%
% of Patients satisfied with the time they had to wait for an appointment	1	1	N/A	87.8%	87.9%	87.7%

* This is based on patients treated on this contract for their most recent course of treatment. Figures in italics indicate the base number of FP17s or Patient Questionnaire responses are less than 100. N/A is shown where the base number of responses is less than 10 during the period. % is calculated as Quantity/Base number*100

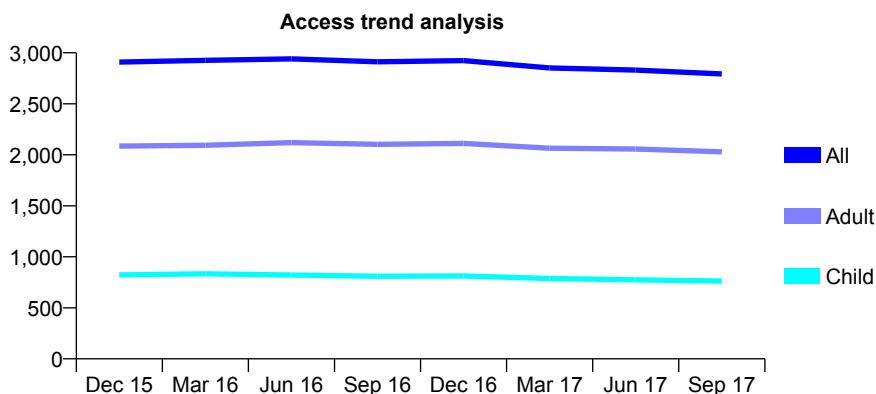
Q70 - Vital Signs At a Glance Contract Report for 739391/0001 - September 2017

Name or company name	MR T SEAGAN
Contract type name	GDS Contract
Purpose of contract	General
Contract start date	01/04/2006
Contract end date	

17/18 Contracted general activity (UDA)	5,309
Carry forward general activity (UDA)	0
17/18 Contracted orthodontic activity (UOA)	0
Carry forward orthodontic activity (UOA)	0
Baseline contract value	£142,399.79

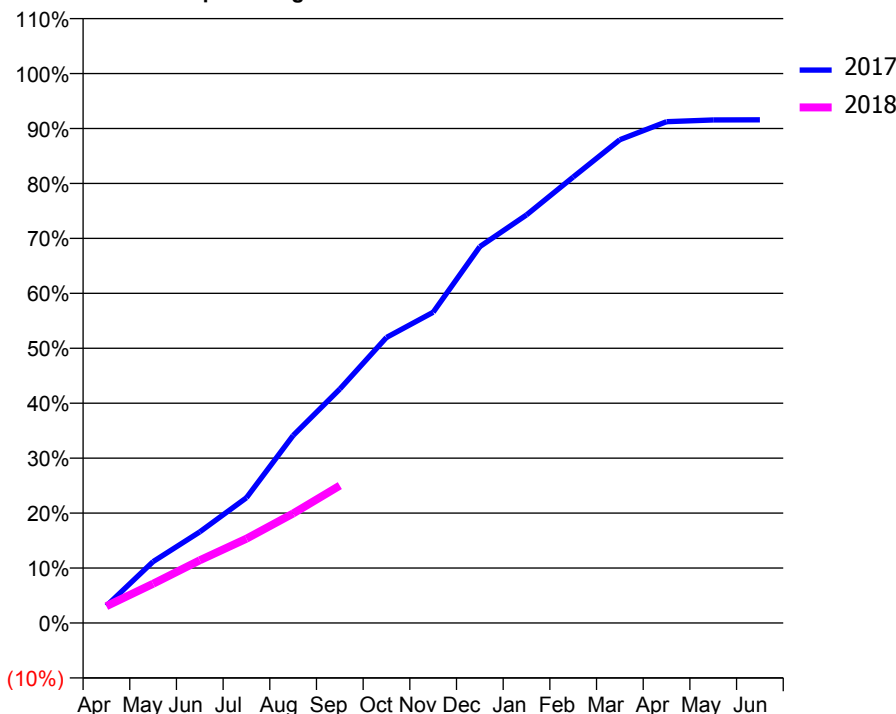
ACCESS*

Patients seen in 24 months	Total	Change since previous quarter
Quarter ending September 2016	2,912	
Quarter ending December 2016	2,924	→
Quarter ending March 2017	2,852	↓
Quarter ending June 2017	2,831	→
Quarter ending September 2017	2,793	↓
Variance since September 2016	(4.1%)	↓



ACTIVITY

Cumulative percentage of contracted UDA delivered 2017 & 2018



Adjusted Scheduled Activity (UDA)

Month	2017	2018
April	165	163
May	593	379
June	881	607
July	1,210	815
August	1,812	1,059
September	2,261	1,328
October	2,759	
November	3,002	
December	3,636	
January	3,943	
February	4,309	
March	4,670	
April	4,844	
May	4,860	
June	4,861	

QUALITY

	Quantity	Base Number	Contract	AT	Region	England
% of FP17s for the same patient ID Re-attending within 3 months - Children	35	375	9.3%	10.1%	11.4%	11.9%
% of FP17s for the same patient ID Re-attending within 3 months - Adults	144	930	15.5%	14.7%	15.7%	15.9%
% of FP17s for the same patient ID Re-attending between 3 & 9 months - Children	169	375	45.1%	60.5%	60.6%	58.1%
% of FP17s for the same patient ID Re-attending between 3 & 9 months - Adults	401	930	43.1%	52.1%	52.0%	50.6%
% of FP17s for Band 1 Urgent Courses	96	725	13.2%	9.9%	9.6%	9.1%
% of FP17s Relating to Free Repair or Replacements	2	725	0.3%	0.6%	0.7%	0.8%
% of FP17s Relating to Continuations	6	725	0.8%	1.1%	1.0%	1.1%
% of Patients satisfied with the dentistry they have received	1	1	N/A	92.2%	91.6%	91.4%
% of Patients satisfied with the time they had to wait for an appointment	1	1	N/A	87.8%	87.9%	87.7%

* This is based on patients treated on this contract for their most recent course of treatment. Figures in italics indicate the base number of FP17s or Patient Questionnaire responses are less than 100. N/A is shown where the base number of responses is less than 10 during the period. % is calculated as Quantity/Base number*100

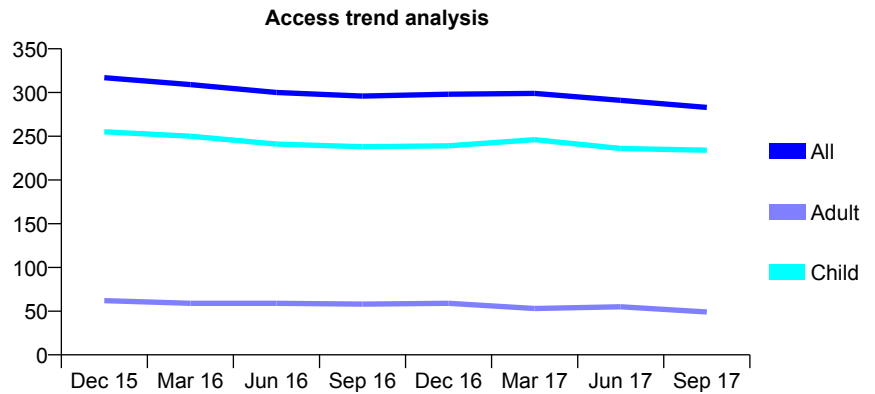
Q70 - Vital Signs At a Glance Contract Report for 739901/0001 - September 2017

Name or company name	MR PD THORNHILL
Contract type name	GDS Contract
Purpose of contract	General
Contract start date	01/04/2006
Contract end date	

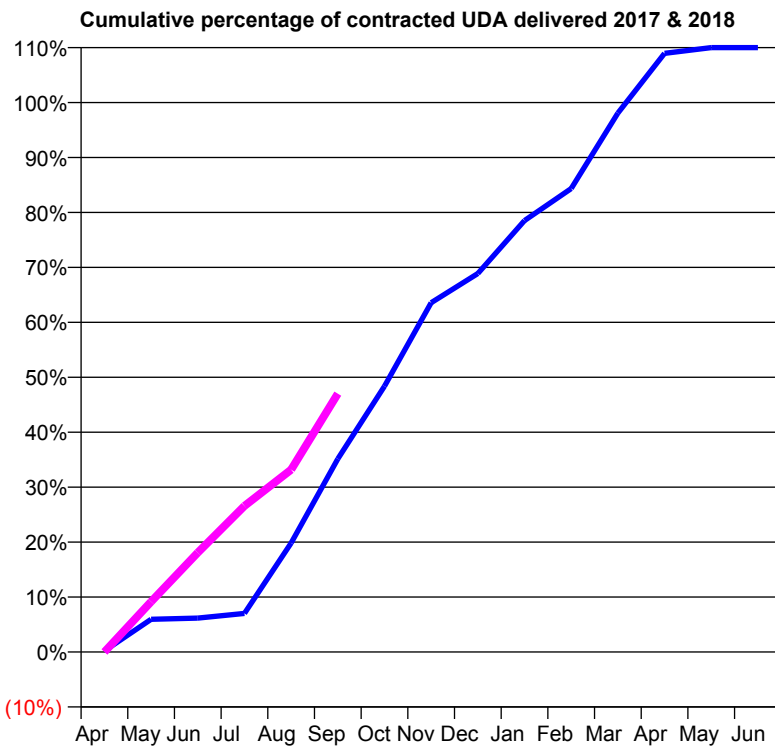
17/18 Contracted general activity (UDA)	470
Carry forward general activity (UDA)	0
17/18 Contracted orthodontic activity (UOA)	0
Carry forward orthodontic activity (UOA)	0
Baseline contract value	£11,093.40

ACCESS*

Patients seen in 24 months	Total	Change since previous quarter
Quarter ending September 2016	296	
Quarter ending December 2016	298	→
Quarter ending March 2017	299	→
Quarter ending June 2017	291	↓
Quarter ending September 2017	283	↓
Variance since September 2016	(4.4%)	↓



ACTIVITY



Month	Adjusted Scheduled Activity (UDA)	
	2017	2018
April	1	0
May	28	43
June	29	85
July	33	125
August	93	156
September	165	221
October	227	
November	299	
December	324	
January	369	
February	396	
March	461	
April	512	
May	517	
June	517	

QUALITY

	Quantity	Base Number	Contract	AT	Region	England
% of FP17s for the same patient ID Re-attending within 3 months - Children	9	208	4.3%	10.1%	11.4%	11.9%
% of FP17s for the same patient ID Re-attending within 3 months - Adults	1	14	7.1%	14.7%	15.7%	15.9%
% of FP17s for the same patient ID Re-attending between 3 & 9 months - Children	148	208	71.2%	60.5%	60.6%	58.1%
% of FP17s for the same patient ID Re-attending between 3 & 9 months - Adults	10	14	71.4%	52.1%	52.0%	50.6%
% of FP17s for Band 1 Urgent Courses	5	172	2.9%	9.9%	9.6%	9.1%
% of FP17s Relating to Free Repair or Replacements	0	172	0.0%	0.6%	0.7%	0.8%
% of FP17s Relating to Continuations	0	172	0.0%	1.1%	1.0%	1.1%
% of Patients satisfied with the dentistry they have received	0	0	N/A	92.2%	91.6%	91.4%
% of Patients satisfied with the time they had to wait for an appointment	0	0	N/A	87.8%	87.9%	87.7%

* This is based on patients treated on this contract for their most recent course of treatment. Figures in italics indicate the base number of FP17s or Patient Questionnaire responses are less than 100. N/A is shown where the base number of responses is less than 10 during the period. % is calculated as Quantity/Base number*100

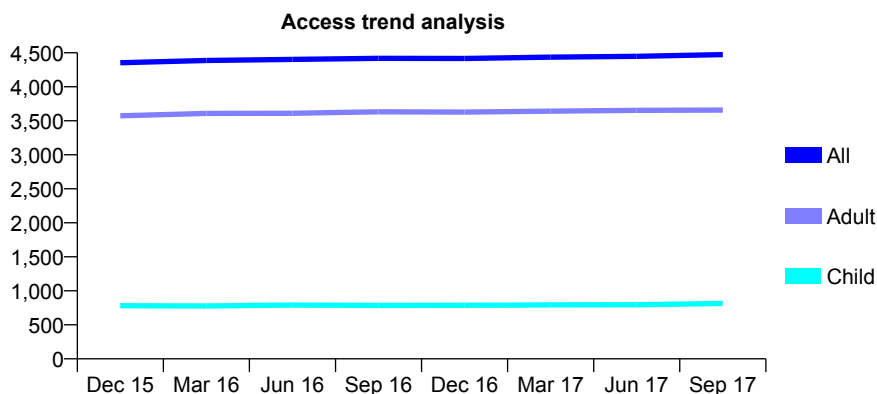
Q70 - Vital Signs At a Glance Contract Report for 741833/0001 - September 2017

Name or company name	Eastleigh Dental Surgery Partnership
Contract type name	GDS Contract
Purpose of contract	General
Contract start date	01/04/2006
Contract end date	

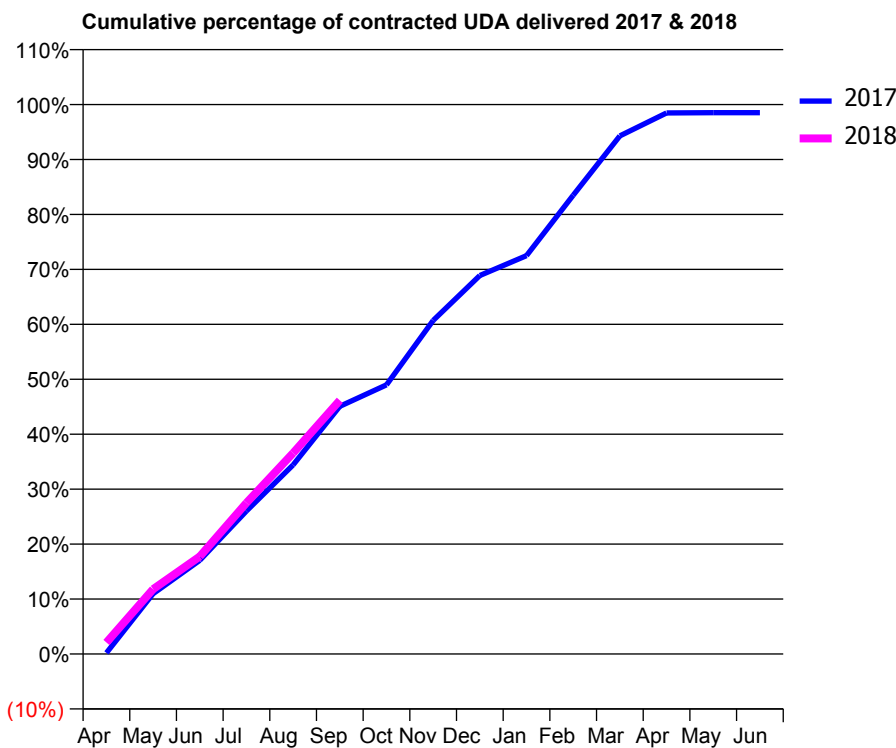
17/18 Contracted general activity (UDA)	12,000
Carry forward general activity (UDA)	177
17/18 Contracted orthodontic activity (UOA)	0
Carry forward orthodontic activity (UOA)	0
Baseline contract value	£341,863.16

ACCESS*

Patients seen in 24 months	Total	Change since previous quarter
Quarter ending September 2016	4,419	
Quarter ending December 2016	4,416	→
Quarter ending March 2017	4,436	→
Quarter ending June 2017	4,449	→
Quarter ending September 2017	4,473	→
Variance since September 2016	1.2%	→



ACTIVITY



Month	Adjusted Scheduled Activity (UDA)	
	2017	2018
April	23	251
May	1,317	1,417
June	2,046	2,131
July	3,122	3,302
August	4,130	4,390
September	5,409	5,539
October	5,879	
November	7,283	
December	8,267	
January	8,700	
February	10,020	
March	11,314	
April	11,814	
May	11,821	
June	11,822	

QUALITY

	Quantity	Base Number	Contract	AT	Region	England
% of FP17s for the same patient ID Re-attending within 3 months - Children	36	664	5.4%	10.1%	11.4%	11.9%
% of FP17s for the same patient ID Re-attending within 3 months - Adults	536	2,989	17.9%	14.7%	15.7%	15.9%
% of FP17s for the same patient ID Re-attending between 3 & 9 months - Children	441	664	66.4%	60.5%	60.6%	58.1%
% of FP17s for the same patient ID Re-attending between 3 & 9 months - Adults	1,898	2,989	63.5%	52.1%	52.0%	50.6%
% of FP17s for Band 1 Urgent Courses	411	3,333	12.3%	9.9%	9.6%	9.1%
% of FP17s Relating to Free Repair or Replacements	72	3,333	2.2%	0.6%	0.7%	0.8%
% of FP17s Relating to Continuations	35	3,333	1.1%	1.1%	1.0%	1.1%
% of Patients satisfied with the dentistry they have received	16	17	94.1%	92.2%	91.6%	91.4%
% of Patients satisfied with the time they had to wait for an appointment	15	17	88.2%	87.8%	87.9%	87.7%

* This is based on patients treated on this contract for their most recent course of treatment. Figures in italics indicate the base number of FP17s or Patient Questionnaire responses are less than 100. N/A is shown where the base number of responses is less than 10 during the period. % is calculated as Quantity/Base number*100

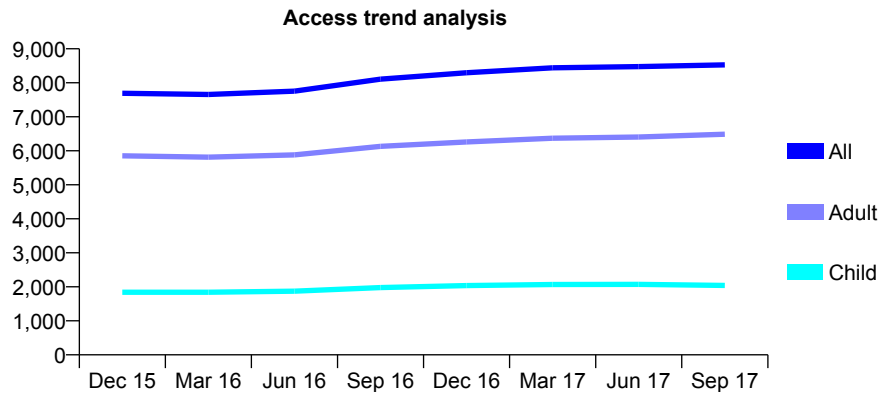
Q70 - Vital Signs At a Glance Contract Report for 750026/0001 - September 2017

Name or company name	Royal Terrace Dental Practice
Contract type name	GDS Contract
Purpose of contract	General
Contract start date	01/04/2006
Contract end date	

17/18 Contracted general activity (UDA)	16,700
Carry forward general activity (UDA)	0
17/18 Contracted orthodontic activity (UOA)	0
Carry forward orthodontic activity (UOA)	0
Baseline contract value	£446,266.86

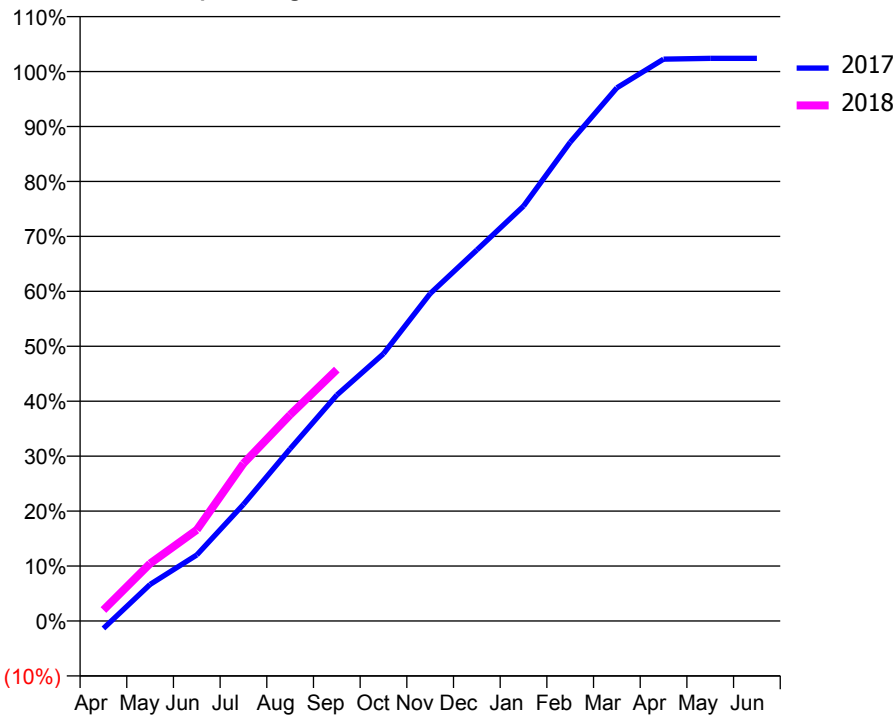
ACCESS*

Patients seen in 24 months	Total	Change since previous quarter
Quarter ending September 2016	8,108	
Quarter ending December 2016	8,296	↑
Quarter ending March 2017	8,440	→
Quarter ending June 2017	8,478	→
Quarter ending September 2017	8,529	→
Variance since September 2016	5.2%	↑



ACTIVITY

Cumulative percentage of contracted UDA delivered 2017 & 2018



Month	Adjusted Scheduled Activity (UDA)	
	2017	2018
April	-229	336
May	1,112	1,749
June	2,010	2,770
July	3,542	4,789
August	5,233	6,268
September	6,867	7,640
October	8,125	
November	9,950	
December	11,275	
January	12,608	
February	14,552	
March	16,206	
April	17,074	
May	17,099	
June	17,101	

QUALITY

	Quantity	Base Number	Contract	AT	Region	England
% of FP17s for the same patient ID Re-attending within 3 months - Children	44	1,084	4.1%	10.1%	11.4%	11.9%
% of FP17s for the same patient ID Re-attending within 3 months - Adults	543	3,497	15.5%	14.7%	15.7%	15.9%
% of FP17s for the same patient ID Re-attending between 3 & 9 months - Children	370	1,084	34.1%	60.5%	60.6%	58.1%
% of FP17s for the same patient ID Re-attending between 3 & 9 months - Adults	962	3,497	27.5%	52.1%	52.0%	50.6%
% of FP17s for Band 1 Urgent Courses	514	4,128	12.5%	9.9%	9.6%	9.1%
% of FP17s Relating to Free Repair or Replacements	40	4,128	1.0%	0.6%	0.7%	0.8%
% of FP17s Relating to Continuations	16	4,128	0.4%	1.1%	1.0%	1.1%
% of Patients satisfied with the dentistry they have received	11	16	68.8%	92.2%	91.6%	91.4%
% of Patients satisfied with the time they had to wait for an appointment	14	16	87.5%	87.8%	87.9%	87.7%

* This is based on patients treated on this contract for their most recent course of treatment. Figures in italics indicate the base number of FP17s or Patient Questionnaire responses are less than 100. N/A is shown where the base number of responses is less than 10 during the period. % is calculated as Quantity/Base number*100

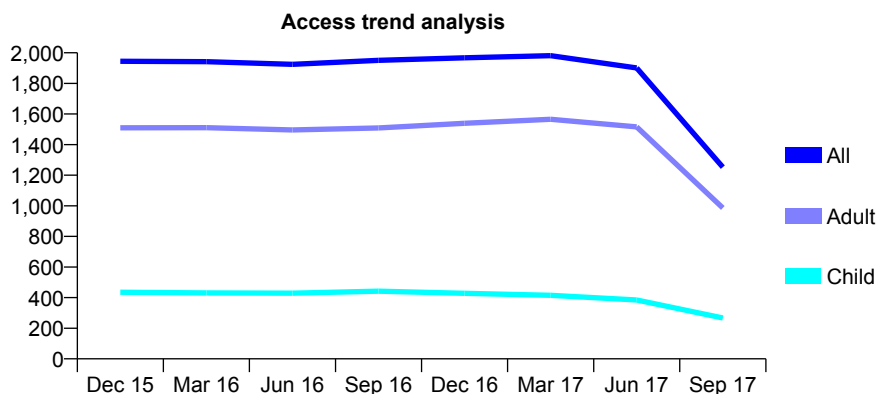
Q70 - Vital Signs At a Glance Contract Report for 753939/0001 - September 2017

Name or company name	Stanford Road Dental Practice Partnership
Contract type name	GDS Contract
Purpose of contract	General
Contract start date	01/04/2006
Contract end date	31/05/2017

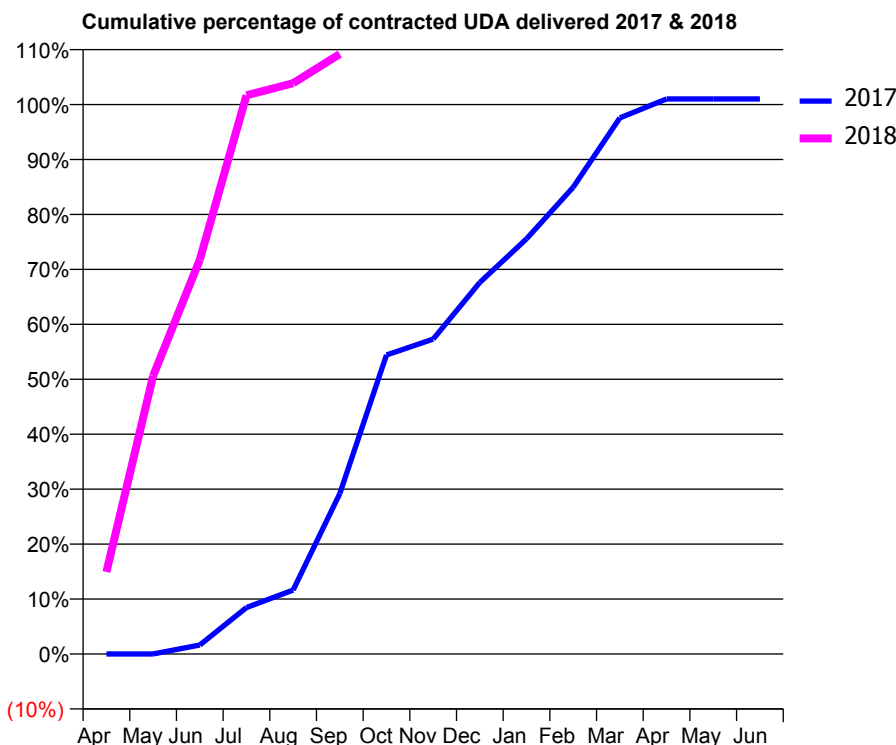
17/18 Contracted general activity (UDA)	1,144
Carry forward general activity (UDA)	0
17/18 Contracted orthodontic activity (UOA)	0
Carry forward orthodontic activity (UOA)	0
Baseline contract value	£36,371.93

ACCESS*

Patients seen in 24 months	Total	Change since previous quarter
Quarter ending September 2016	1,951	
Quarter ending December 2016	1,967	→
Quarter ending March 2017	1,981	→
Quarter ending June 2017	1,901	↓
Quarter ending September 2017	1,253	↓
Variance since September 2016	(35.8%)	↓



ACTIVITY



Month	Adjusted Scheduled Activity (UDA)	
	2017	2018
April	0	171
May	1	579
June	112	821
July	581	1,163
August	798	1,188
September	2,005	1,249
October	3,736	
November	3,935	
December	4,643	
January	5,187	
February	5,832	
March	6,698	
April	6,936	
May	6,936	
June	6,936	

QUALITY

	Quantity	Base Number	Contract	AT	Region	England
% of FP17s for the same patient ID Re-attending within 3 months - Children	4	125	3.2%	10.1%	11.4%	11.9%
% of FP17s for the same patient ID Re-attending within 3 months - Adults	30	423	7.1%	14.7%	15.7%	15.9%
% of FP17s for the same patient ID Re-attending between 3 & 9 months - Children	62	125	49.6%	60.5%	60.6%	58.1%
% of FP17s for the same patient ID Re-attending between 3 & 9 months - Adults	231	423	54.6%	52.1%	52.0%	50.6%
% of FP17s for Band 1 Urgent Courses	21	479	4.4%	9.9%	9.6%	9.1%
% of FP17s Relating to Free Repair or Replacements	0	479	0.0%	0.6%	0.7%	0.8%
% of FP17s Relating to Continuations	2	479	0.4%	1.1%	1.0%	1.1%
% of Patients satisfied with the dentistry they have received	1	1	N/A	92.2%	91.6%	91.4%
% of Patients satisfied with the time they had to wait for an appointment	1	1	N/A	87.8%	87.9%	87.7%

* This is based on patients treated on this contract for their most recent course of treatment. Figures in italics indicate the base number of FP17s or Patient Questionnaire responses are less than 100. N/A is shown where the base number of responses is less than 10 during the period. % is calculated as Quantity/Base number*100

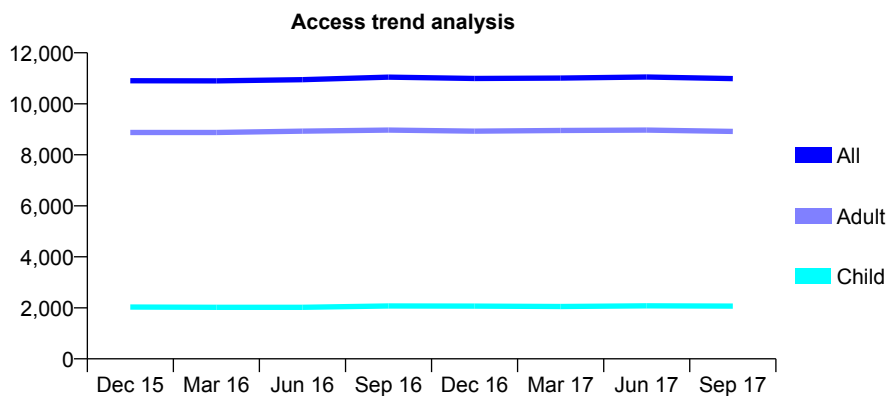
Q70 - Vital Signs At a Glance Contract Report for 755648/0001 - September 2017

Name or company name	MR SM SHILLAKER
Contract type name	GDS Contract
Purpose of contract	General
Contract start date	01/04/2006
Contract end date	

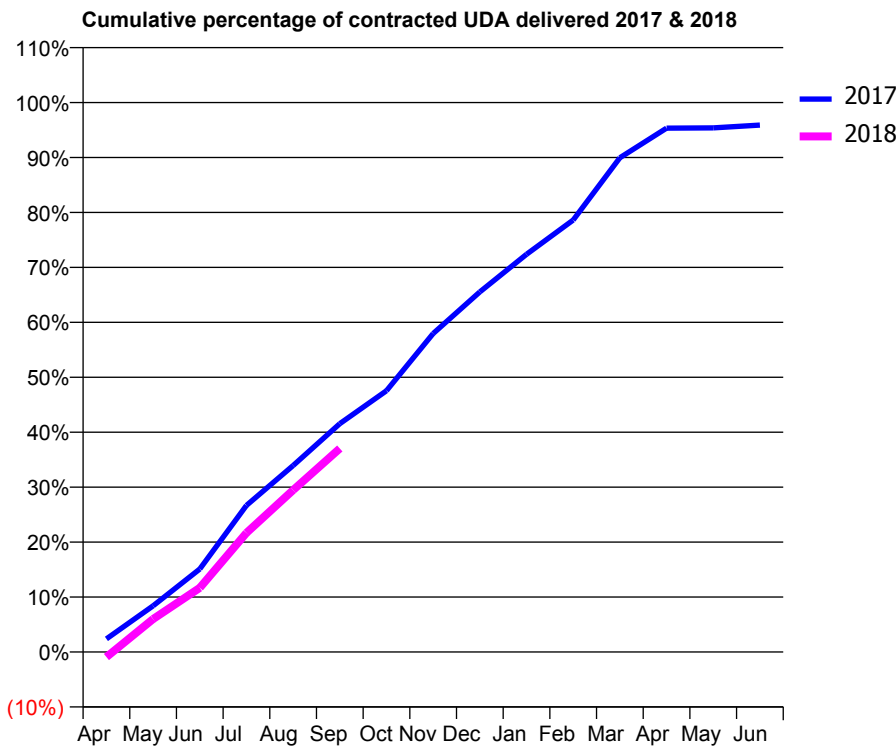
17/18 Contracted general activity (UDA)	29,000
Carry forward general activity (UDA)	1,109
17/18 Contracted orthodontic activity (UOA)	0
Carry forward orthodontic activity (UOA)	0
Baseline contract value	£753,034.97

ACCESS*

Patients seen in 24 months	Total	Change since previous quarter
Quarter ending September 2016	11,044	
Quarter ending December 2016	10,996	→
Quarter ending March 2017	11,008	→
Quarter ending June 2017	11,052	→
Quarter ending September 2017	10,987	→
Variance since September 2016	(0.5%)	→



ACTIVITY



Month	Adjusted Scheduled Activity (UDA)	
	2017	2018
April	703	-271
May	2,479	1,742
June	4,455	3,388
July	7,875	6,288
August	10,014	8,549
September	12,265	10,742
October	14,035	
November	17,106	
December	19,340	
January	21,358	
February	23,199	
March	26,546	
April	28,131	
May	28,150	
June	28,301	

QUALITY

	Quantity	Base Number	Contract	AT	Region	England
% of FP17s for the same patient ID Re-attending within 3 months - Children	103	1,675	6.1%	10.1%	11.4%	11.9%
% of FP17s for the same patient ID Re-attending within 3 months - Adults	845	6,261	13.5%	14.7%	15.7%	15.9%
% of FP17s for the same patient ID Re-attending between 3 & 9 months - Children	1,140	1,675	68.1%	60.5%	60.6%	58.1%
% of FP17s for the same patient ID Re-attending between 3 & 9 months - Adults	3,219	6,261	51.4%	52.1%	52.0%	50.6%
% of FP17s for Band 1 Urgent Courses	608	6,639	9.2%	9.9%	9.6%	9.1%
% of FP17s Relating to Free Repair or Replacements	42	6,639	0.6%	0.6%	0.7%	0.8%
% of FP17s Relating to Continuations	76	6,639	1.1%	1.1%	1.0%	1.1%
% of Patients satisfied with the dentistry they have received	23	25	92.0%	92.2%	91.6%	91.4%
% of Patients satisfied with the time they had to wait for an appointment	23	25	92.0%	87.8%	87.9%	87.7%

* This is based on patients treated on this contract for their most recent course of treatment. Figures in italics indicate the base number of FP17s or Patient Questionnaire responses are less than 100. N/A is shown where the base number of responses is less than 10 during the period. % is calculated as Quantity/Base number*100

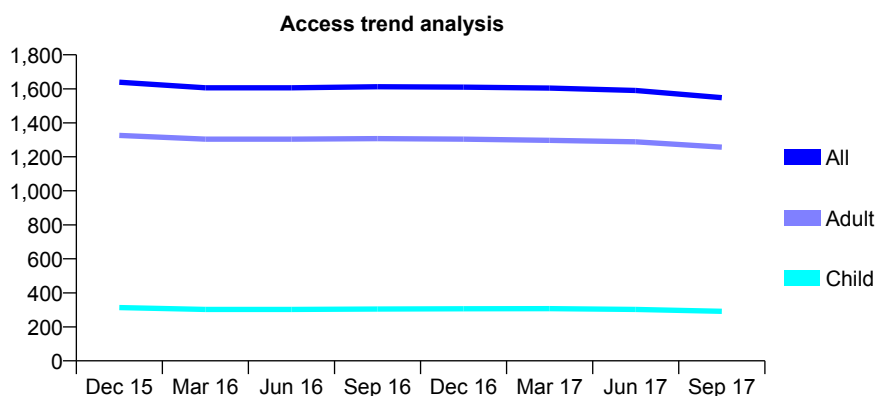
Q70 - Vital Signs At a Glance Contract Report for 765201/0001 - September 2017

Name or company name	MR A SHENYAN
Contract type name	GDS Contract
Purpose of contract	General
Contract start date	01/04/2006
Contract end date	

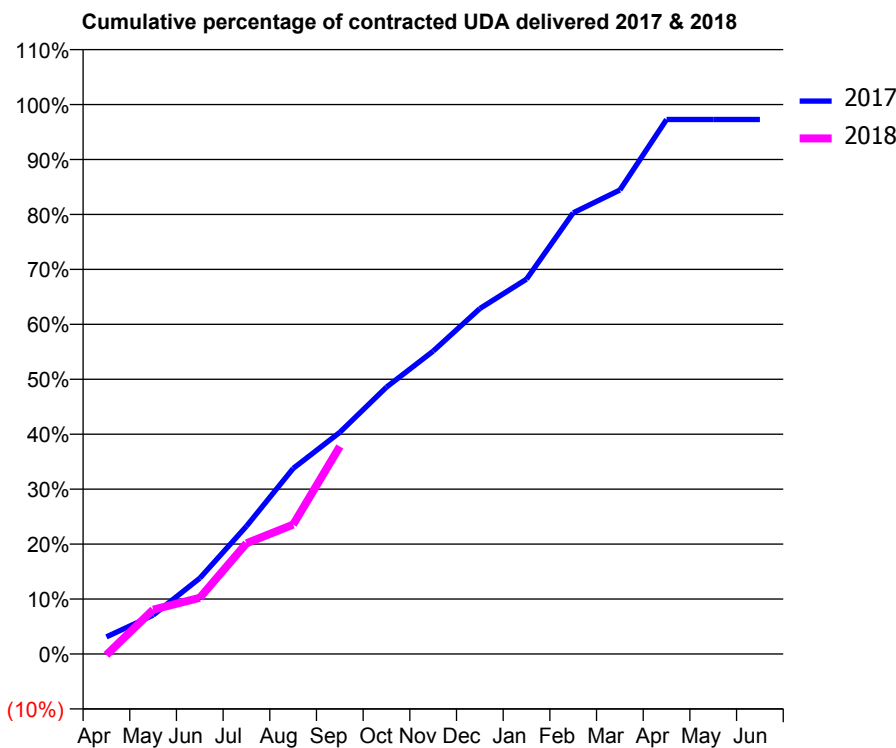
17/18 Contracted general activity (UDA)	7,650
Carry forward general activity (UDA)	208
17/18 Contracted orthodontic activity (UOA)	0
Carry forward orthodontic activity (UOA)	0
Baseline contract value	£211,871.29

ACCESS*

Patients seen in 24 months	Total	Change since previous quarter
Quarter ending September 2016	1,612	
Quarter ending December 2016	1,610	→
Quarter ending March 2017	1,604	→
Quarter ending June 2017	1,590	→
Quarter ending September 2017	1,548	↓
Variance since September 2016	(4.0%)	↓



ACTIVITY



Month	Adjusted Scheduled Activity (UDA)	
	2017	2018
April	238	-13
May	541	616
June	1,055	782
July	1,779	1,542
August	2,584	1,802
September	3,086	2,890
October	3,715	
November	4,216	
December	4,810	
January	5,218	
February	6,141	
March	6,460	
April	7,442	
May	7,442	
June	7,442	

QUALITY

	Quantity	Base Number	Contract	AT	Region	England
% of FP17s for the same patient ID Re-attending within 3 months - Children	24	233	10.3%	10.1%	11.4%	11.9%
% of FP17s for the same patient ID Re-attending within 3 months - Adults	154	984	15.7%	14.7%	15.7%	15.9%
% of FP17s for the same patient ID Re-attending between 3 & 9 months - Children	130	233	55.8%	60.5%	60.6%	58.1%
% of FP17s for the same patient ID Re-attending between 3 & 9 months - Adults	553	984	56.2%	52.1%	52.0%	50.6%
% of FP17s for Band 1 Urgent Courses	40	1,009	4.0%	9.9%	9.6%	9.1%
% of FP17s Relating to Free Repair or Replacements	28	1,009	2.8%	0.6%	0.7%	0.8%
% of FP17s Relating to Continuations	7	1,009	0.7%	1.1%	1.0%	1.1%
% of Patients satisfied with the dentistry they have received	1	2	N/A	92.2%	91.6%	91.4%
% of Patients satisfied with the time they had to wait for an appointment	1	2	N/A	87.8%	87.9%	87.7%

* This is based on patients treated on this contract for their most recent course of treatment. Figures in italics indicate the base number of FP17s or Patient Questionnaire responses are less than 100. N/A is shown where the base number of responses is less than 10 during the period. % is calculated as Quantity/Base number*100

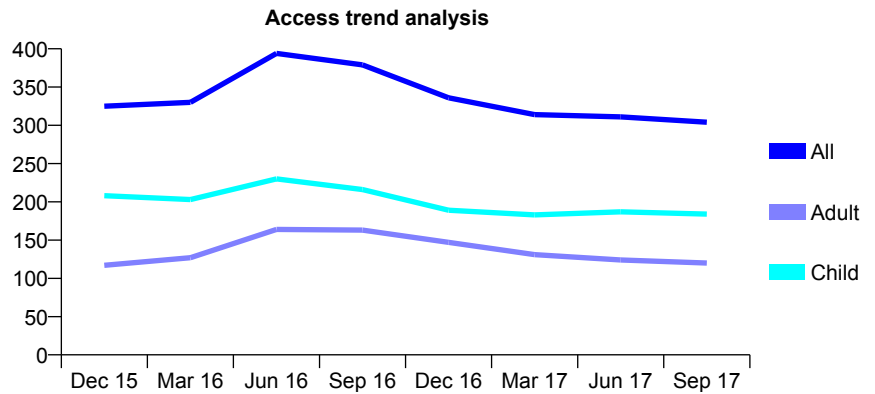
Q70 - Vital Signs At a Glance Contract Report for 766542/0001 - September 2017

Name or company name	MISS LJ PEARCE
Contract type name	GDS Contract
Purpose of contract	General
Contract start date	01/04/2006
Contract end date	

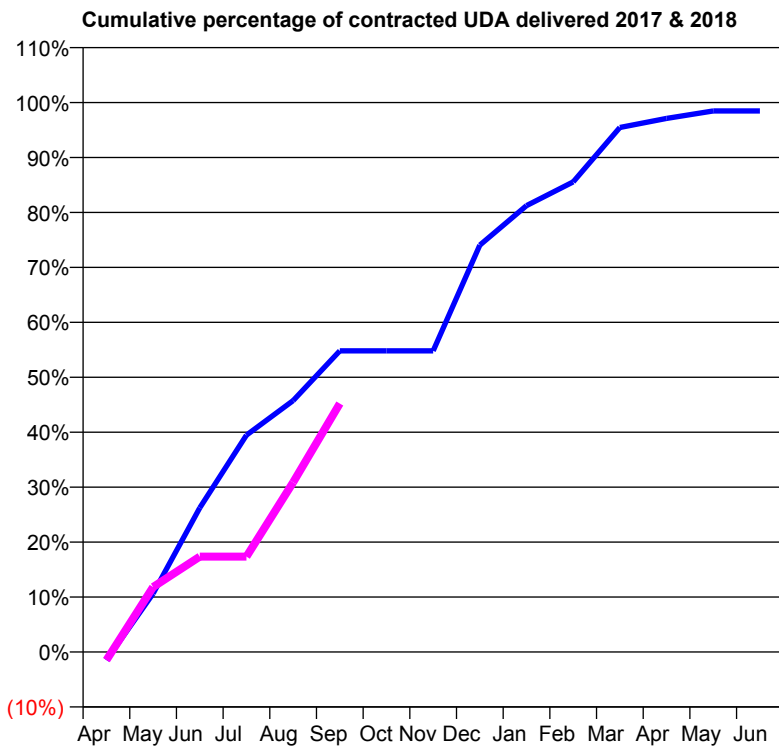
17/18 Contracted general activity (UDA)	800
Carry forward general activity (UDA)	12
17/18 Contracted orthodontic activity (UOA)	0
Carry forward orthodontic activity (UOA)	0
Baseline contract value	£18,164.02

ACCESS*

Patients seen in 24 months	Total	Change since previous quarter
Quarter ending September 2016	379	
Quarter ending December 2016	336	↓
Quarter ending March 2017	314	↓
Quarter ending June 2017	311	→
Quarter ending September 2017	304	↓
Variance since September 2016	(19.8%)	↓



ACTIVITY



Month	Adjusted Scheduled Activity (UDA)	
	2017	2018
April	-12	-12
May	85	95
June	210	139
July	316	139
August	366	247
September	438	362
October	438	
November	438	
December	592	
January	650	
February	684	
March	764	
April	777	
May	788	
June	788	

QUALITY

	Quantity	Base Number	Contract	AT	Region	England
% of FP17s for the same patient ID Re-attending within 3 months - Children	12	180	6.7%	10.1%	11.4%	11.9%
% of FP17s for the same patient ID Re-attending within 3 months - Adults	14	104	13.5%	14.7%	15.7%	15.9%
% of FP17s for the same patient ID Re-attending between 3 & 9 months - Children	133	180	73.9%	60.5%	60.6%	58.1%
% of FP17s for the same patient ID Re-attending between 3 & 9 months - Adults	64	104	61.5%	52.1%	52.0%	50.6%
% of FP17s for Band 1 Urgent Courses	14	270	5.2%	9.9%	9.6%	9.1%
% of FP17s Relating to Free Repair or Replacements	0	270	0.0%	0.6%	0.7%	0.8%
% of FP17s Relating to Continuations	0	270	0.0%	1.1%	1.0%	1.1%
% of Patients satisfied with the dentistry they have received	0	0	N/A	92.2%	91.6%	91.4%
% of Patients satisfied with the time they had to wait for an appointment	0	0	N/A	87.8%	87.9%	87.7%

* This is based on patients treated on this contract for their most recent course of treatment. Figures in italics indicate the base number of FP17s or Patient Questionnaire responses are less than 100. N/A is shown where the base number of responses is less than 10 during the period. % is calculated as Quantity/Base number*100

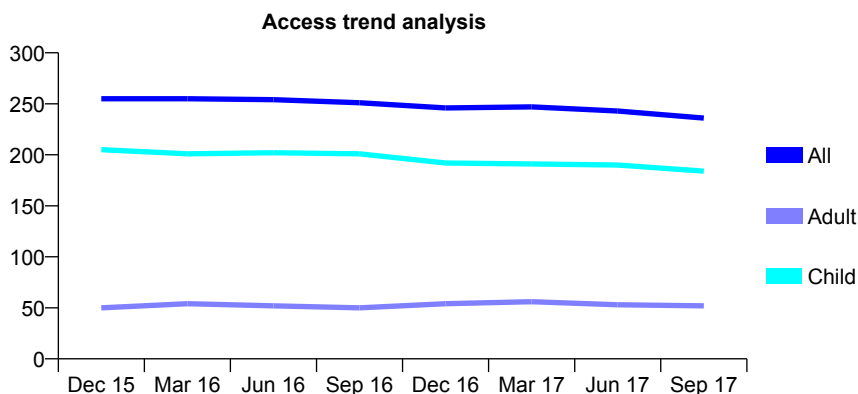
Q70 - Vital Signs At a Glance Contract Report for 769797/0001 - September 2017

Name or company name	MR FJ PEROLD
Contract type name	GDS Contract
Purpose of contract	General
Contract start date	01/04/2006
Contract end date	

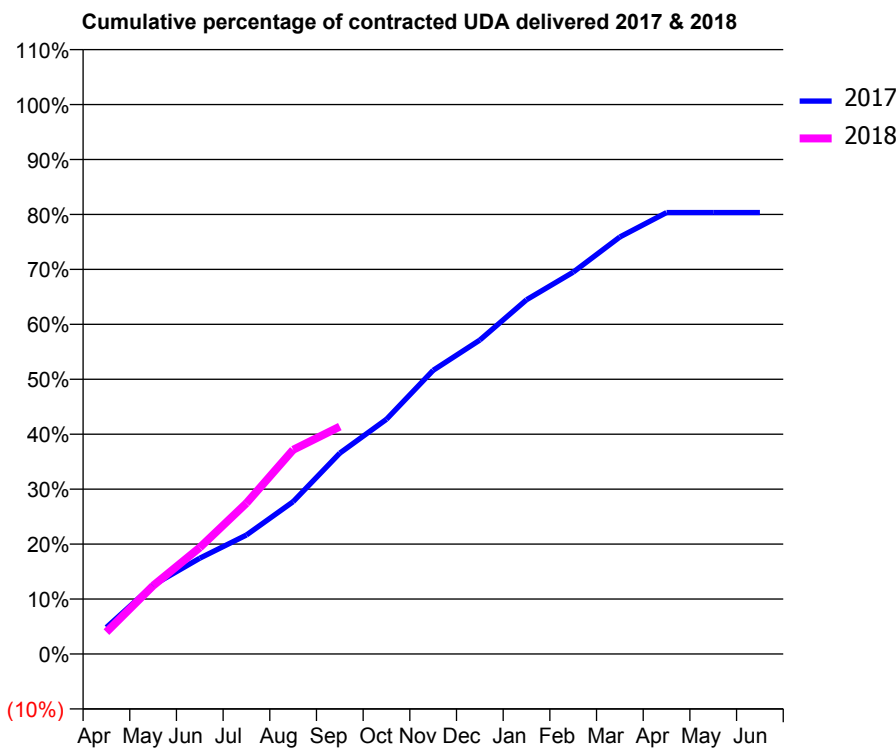
17/18 Contracted general activity (UDA)	450
Carry forward general activity (UDA)	0
17/18 Contracted orthodontic activity (UOA)	0
Carry forward orthodontic activity (UOA)	0
Baseline contract value	£10,260.72

ACCESS*

Patients seen in 24 months	Total	Change since previous quarter
Quarter ending September 2016	251	
Quarter ending December 2016	246	↓
Quarter ending March 2017	247	→
Quarter ending June 2017	243	↓
Quarter ending September 2017	236	↓
Variance since September 2016	(6.0%)	↓



ACTIVITY



Adjusted Scheduled Activity (UDA)		
Month	2017	2018
April	29	18
May	75	56
June	105	87
July	130	124
August	166	167
September	219	186
October	256	
November	310	
December	343	
January	387	
February	417	
March	455	
April	482	
May	482	
June	482	

QUALITY

	Quantity	Base Number	Contract	AT	Region	England
% of FP17s for the same patient ID Re-attending within 3 months - Children	7	158	4.4%	10.1%	11.4%	11.9%
% of FP17s for the same patient ID Re-attending within 3 months - Adults	0	19	0.0%	14.7%	15.7%	15.9%
% of FP17s for the same patient ID Re-attending between 3 & 9 months - Children	123	158	77.8%	60.5%	60.6%	58.1%
% of FP17s for the same patient ID Re-attending between 3 & 9 months - Adults	16	19	84.2%	52.1%	52.0%	50.6%
% of FP17s for Band 1 Urgent Courses	6	153	3.9%	9.9%	9.6%	9.1%
% of FP17s Relating to Free Repair or Replacements	0	153	0.0%	0.6%	0.7%	0.8%
% of FP17s Relating to Continuations	0	153	0.0%	1.1%	1.0%	1.1%
% of Patients satisfied with the dentistry they have received	0	1	N/A	92.2%	91.6%	91.4%
% of Patients satisfied with the time they had to wait for an appointment	0	1	N/A	87.8%	87.9%	87.7%

* This is based on patients treated on this contract for their most recent course of treatment. Figures in italics indicate the base number of FP17s or Patient Questionnaire responses are less than 100. N/A is shown where the base number of responses is less than 10 during the period. % is calculated as Quantity/Base number*100

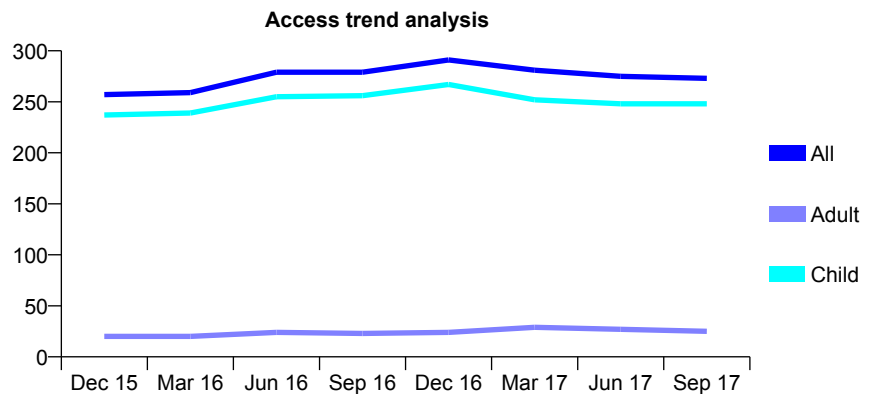
Q70 - Vital Signs At a Glance Contract Report for 801550/0001 - September 2017

Name or company name	Cheriton Dental Practice
Contract type name	GDS Contract
Purpose of contract	General
Contract start date	01/04/2006
Contract end date	

17/18 Contracted general activity (UDA)	640
Carry forward general activity (UDA)	0
17/18 Contracted orthodontic activity (UOA)	0
Carry forward orthodontic activity (UOA)	0
Baseline contract value	£14,718.16

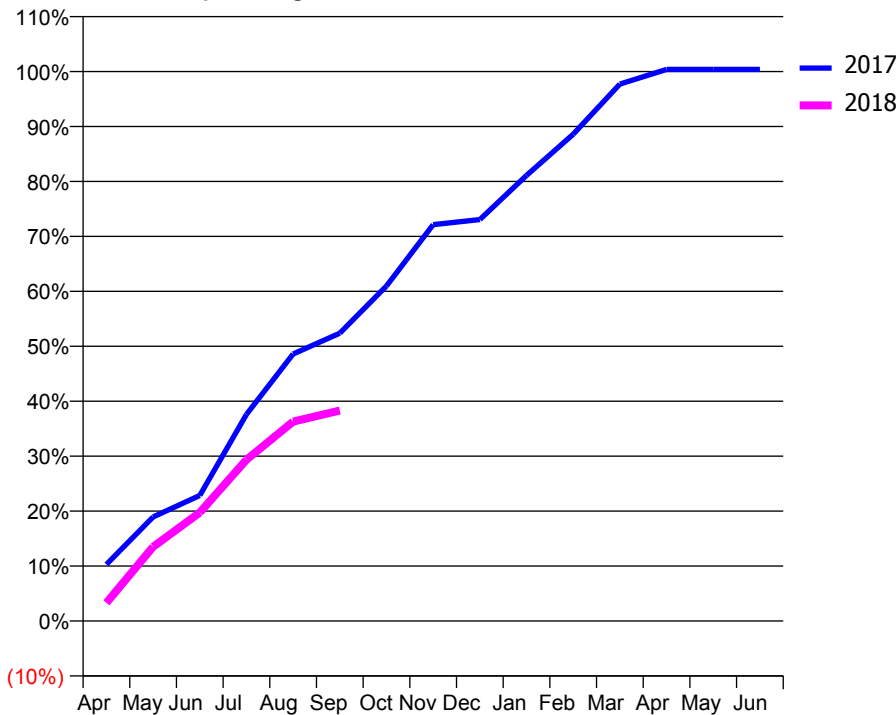
ACCESS*

Patients seen in 24 months	Total	Change since previous quarter
Quarter ending September 2016	279	
Quarter ending December 2016	291	↑
Quarter ending March 2017	281	↓
Quarter ending June 2017	275	↓
Quarter ending September 2017	273	→
Variance since September 2016	(2.2%)	↓



ACTIVITY

Cumulative percentage of contracted UDA delivered 2017 & 2018



Month	Adjusted Scheduled Activity (UDA)	
	2017	2018
April	66	21
May	121	86
June	146	126
July	241	188
August	311	232
September	335	245
October	390	
November	462	
December	468	
January	519	
February	567	
March	625	
April	642	
May	642	
June	642	

QUALITY

	Quantity	Base Number	Contract	AT	Region	England
% of FP17s for the same patient ID Re-attending within 3 months - Children	12	185	6.5%	10.1%	11.4%	11.9%
% of FP17s for the same patient ID Re-attending within 3 months - Adults	0	0	N/A	14.7%	15.7%	15.9%
% of FP17s for the same patient ID Re-attending between 3 & 9 months - Children	118	185	63.8%	60.5%	60.6%	58.1%
% of FP17s for the same patient ID Re-attending between 3 & 9 months - Adults	0	0	N/A	52.1%	52.0%	50.6%
% of FP17s for Band 1 Urgent Courses	6	174	3.4%	9.9%	9.6%	9.1%
% of FP17s Relating to Free Repair or Replacements	0	174	0.0%	0.6%	0.7%	0.8%
% of FP17s Relating to Continuations	0	174	0.0%	1.1%	1.0%	1.1%
% of Patients satisfied with the dentistry they have received	0	0	N/A	92.2%	91.6%	91.4%
% of Patients satisfied with the time they had to wait for an appointment	0	0	N/A	87.8%	87.9%	87.7%

* This is based on patients treated on this contract for their most recent course of treatment. Figures in italics indicate the base number of FP17s or Patient Questionnaire responses are less than 100. N/A is shown where the base number of responses is less than 10 during the period. % is calculated as Quantity/Base number*100

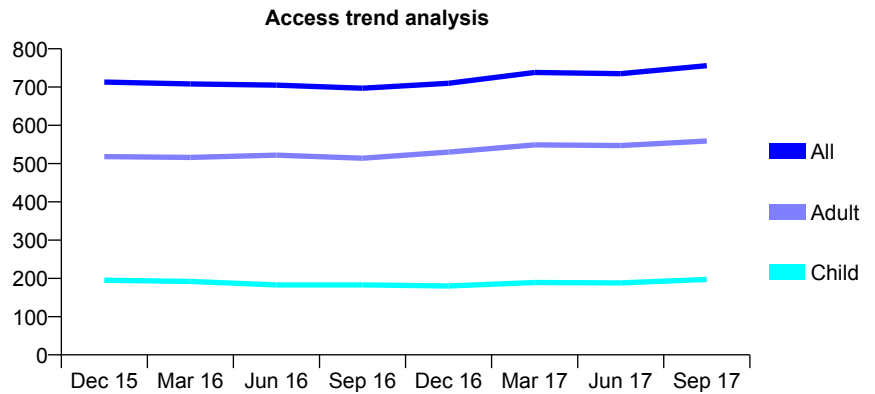
Q70 - Vital Signs At a Glance Contract Report for 801623/0001 - September 2017

Name or company name	Hema Rajah
Contract type name	GDS Contract
Purpose of contract	General
Contract start date	01/04/2006
Contract end date	

17/18 Contracted general activity (UDA)	2,360
Carry forward general activity (UDA)	0
17/18 Contracted orthodontic activity (UOA)	0
Carry forward orthodontic activity (UOA)	0
Baseline contract value	£55,752.52

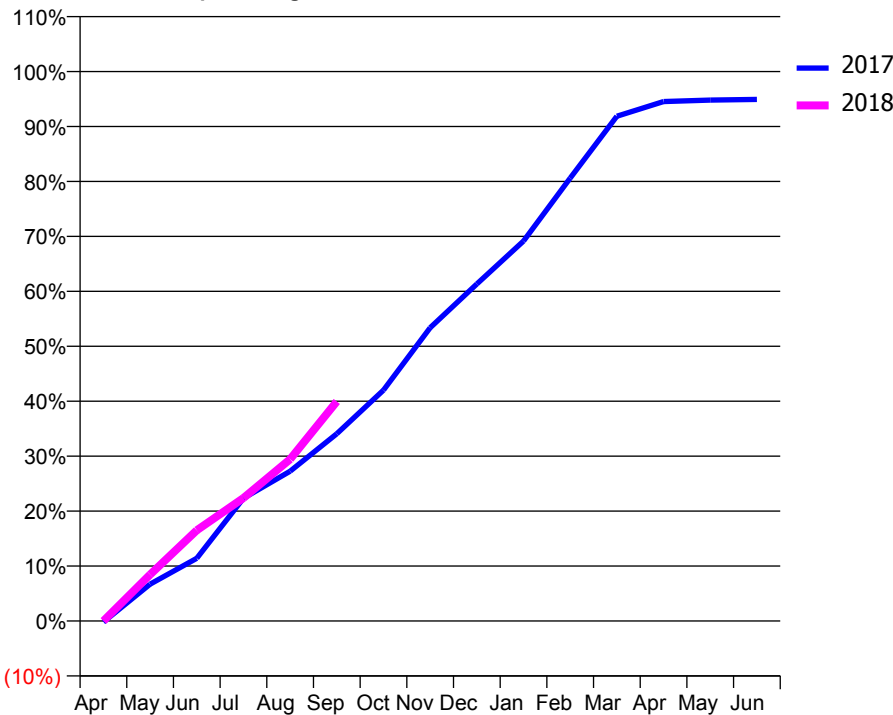
ACCESS*

Patients seen in 24 months	Total	Change since previous quarter
Quarter ending September 2016	697	
Quarter ending December 2016	710	→
Quarter ending March 2017	738	↑
Quarter ending June 2017	735	→
Quarter ending September 2017	756	↑
Variance since September 2016	8.5%	↑



ACTIVITY

Cumulative percentage of contracted UDA delivered 2017 & 2018



Month	Adjusted Scheduled Activity (UDA)	
	2017	2018
April	-5	0
May	158	200
June	270	390
July	527	529
August	644	695
September	804	943
October	991	
November	1,260	
December	1,448	
January	1,632	
February	1,902	
March	2,168	
April	2,231	
May	2,237	
June	2,240	

QUALITY

	Quantity	Base Number	Contract	AT	Region	England
% of FP17s for the same patient ID Re-attending within 3 months - Children	12	177	6.8%	10.1%	11.4%	11.9%
% of FP17s for the same patient ID Re-attending within 3 months - Adults	59	420	14.0%	14.7%	15.7%	15.9%
% of FP17s for the same patient ID Re-attending between 3 & 9 months - Children	120	177	67.8%	60.5%	60.6%	58.1%
% of FP17s for the same patient ID Re-attending between 3 & 9 months - Adults	278	420	66.2%	52.1%	52.0%	50.6%
% of FP17s for Band 1 Urgent Courses	41	556	7.4%	9.9%	9.6%	9.1%
% of FP17s Relating to Free Repair or Replacements	5	556	0.9%	0.6%	0.7%	0.8%
% of FP17s Relating to Continuations	2	556	0.4%	1.1%	1.0%	1.1%
% of Patients satisfied with the dentistry they have received	3	3	N/A	92.2%	91.6%	91.4%
% of Patients satisfied with the time they had to wait for an appointment	3	3	N/A	87.8%	87.9%	87.7%

* This is based on patients treated on this contract for their most recent course of treatment. Figures in italics indicate the base number of FP17s or Patient Questionnaire responses are less than 100. N/A is shown where the base number of responses is less than 10 during the period. % is calculated as Quantity/Base number*100

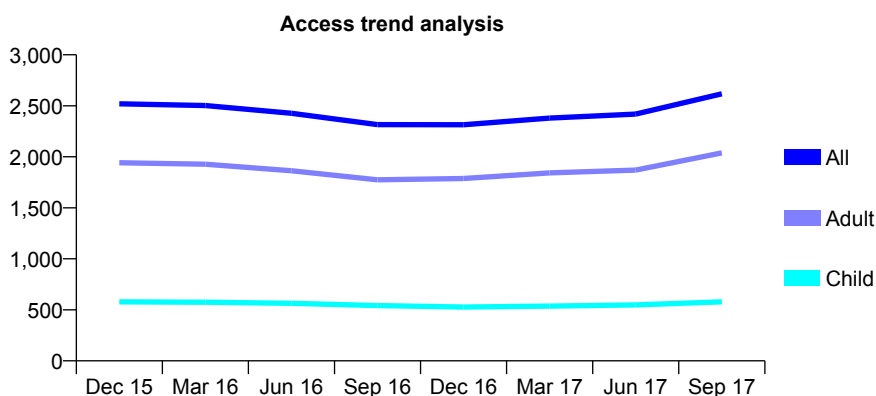
Q70 - Vital Signs At a Glance Contract Report for 804568/0001 - September 2017

Name or company name	MR SA WALKER
Contract type name	GDS Contract
Purpose of contract	General
Contract start date	01/04/2006
Contract end date	

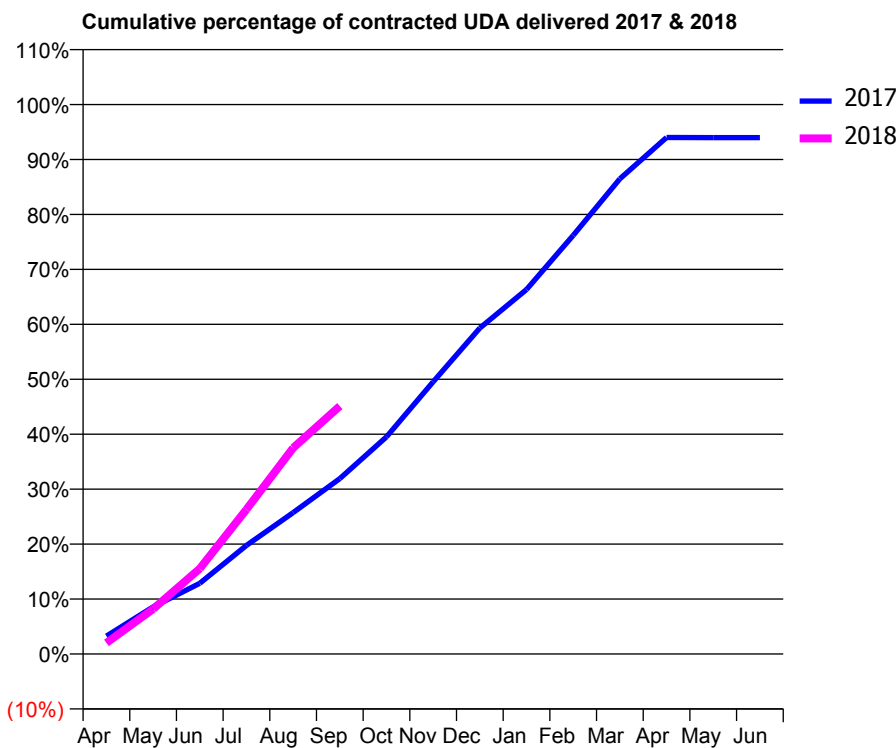
17/18 Contracted general activity (UDA)	8,477
Carry forward general activity (UDA)	0
17/18 Contracted orthodontic activity (UOA)	0
Carry forward orthodontic activity (UOA)	0
Baseline contract value	£215,690.52

ACCESS*

Patients seen in 24 months	Total	Change since previous quarter
Quarter ending September 2016	2,316	
Quarter ending December 2016	2,315	→
Quarter ending March 2017	2,380	↑
Quarter ending June 2017	2,419	→
Quarter ending September 2017	2,618	↑
Variance since September 2016	13.0%	↑



ACTIVITY



Month	Adjusted Scheduled Activity (UDA)	
	2017	2018
April	276	171
May	728	694
June	1,090	1,318
July	1,675	2,231
August	2,182	3,180
September	2,706	3,826
October	3,350	
November	4,200	
December	5,029	
January	5,622	
February	6,459	
March	7,330	
April	7,968	
May	7,967	
June	7,967	

QUALITY

	Quantity	Base Number	Contract	AT	Region	England
% of FP17s for the same patient ID Re-attending within 3 months - Children	47	547	8.6%	10.1%	11.4%	11.9%
% of FP17s for the same patient ID Re-attending within 3 months - Adults	315	1,920	16.4%	14.7%	15.7%	15.9%
% of FP17s for the same patient ID Re-attending between 3 & 9 months - Children	353	547	64.5%	60.5%	60.6%	58.1%
% of FP17s for the same patient ID Re-attending between 3 & 9 months - Adults	1,146	1,920	59.7%	52.1%	52.0%	50.6%
% of FP17s for Band 1 Urgent Courses	160	2,232	7.2%	9.9%	9.6%	9.1%
% of FP17s Relating to Free Repair or Replacements	30	2,232	1.3%	0.6%	0.7%	0.8%
% of FP17s Relating to Continuations	22	2,232	1.0%	1.1%	1.0%	1.1%
% of Patients satisfied with the dentistry they have received	7	7	N/A	92.2%	91.6%	91.4%
% of Patients satisfied with the time they had to wait for an appointment	6	7	N/A	87.8%	87.9%	87.7%

* This is based on patients treated on this contract for their most recent course of treatment. Figures in italics indicate the base number of FP17s or Patient Questionnaire responses are less than 100. N/A is shown where the base number of responses is less than 10 during the period. % is calculated as Quantity/Base number*100

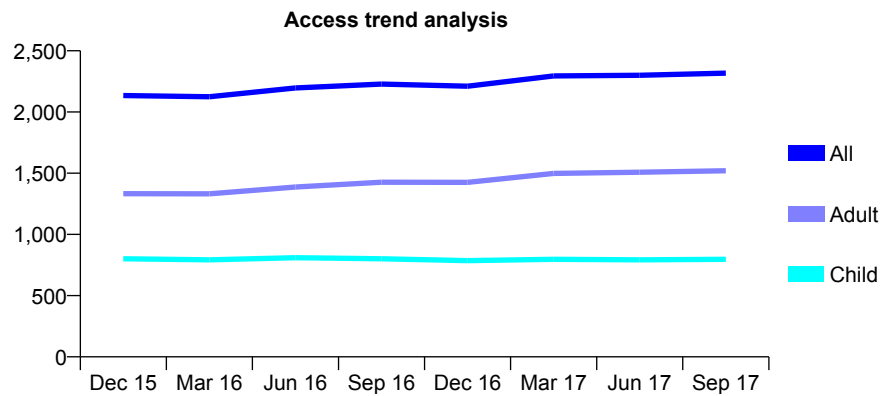
Q70 - Vital Signs At a Glance Contract Report for 810274/0001 - September 2017

Name or company name	MR TN DAVIES
Contract type name	GDS Contract
Purpose of contract	General
Contract start date	01/04/2006
Contract end date	

17/18 Contracted general activity (UDA)	4,857
Carry forward general activity (UDA)	0
17/18 Contracted orthodontic activity (UOA)	0
Carry forward orthodontic activity (UOA)	0
Baseline contract value	£118,314.06

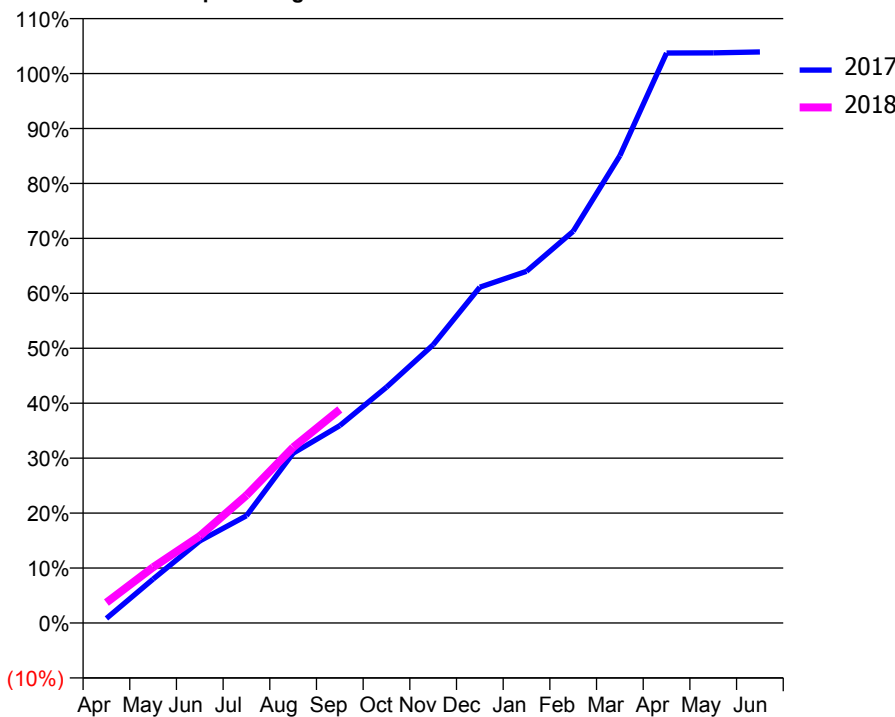
ACCESS*

Patients seen in 24 months	Total	Change since previous quarter
Quarter ending September 2016	2,228	
Quarter ending December 2016	2,211	→
Quarter ending March 2017	2,295	↑
Quarter ending June 2017	2,300	→
Quarter ending September 2017	2,317	→
Variance since September 2016	4.0%	↑



ACTIVITY

Cumulative percentage of contracted UDA delivered 2017 & 2018



Month	Adjusted Scheduled Activity (UDA)	
	2017	2018
April	40	181
May	388	493
June	725	769
July	948	1,128
August	1,501	1,553
September	1,745	1,887
October	2,085	
November	2,460	
December	2,968	
January	3,108	
February	3,462	
March	4,131	
April	5,039	
May	5,040	
June	5,048	

QUALITY

	Quantity	Base Number	Contract	AT	Region	England
% of FP17s for the same patient ID Re-attending within 3 months - Children	34	642	5.3%	10.1%	11.4%	11.9%
% of FP17s for the same patient ID Re-attending within 3 months - Adults	136	1,132	12.0%	14.7%	15.7%	15.9%
% of FP17s for the same patient ID Re-attending between 3 & 9 months - Children	445	642	69.3%	60.5%	60.6%	58.1%
% of FP17s for the same patient ID Re-attending between 3 & 9 months - Adults	709	1,132	62.6%	52.1%	52.0%	50.6%
% of FP17s for Band 1 Urgent Courses	46	1,030	4.5%	9.9%	9.6%	9.1%
% of FP17s Relating to Free Repair or Replacements	7	1,030	0.7%	0.6%	0.7%	0.8%
% of FP17s Relating to Continuations	13	1,030	1.3%	1.1%	1.0%	1.1%
% of Patients satisfied with the dentistry they have received	9	9	N/A	92.2%	91.6%	91.4%
% of Patients satisfied with the time they had to wait for an appointment	9	9	N/A	87.8%	87.9%	87.7%

* This is based on patients treated on this contract for their most recent course of treatment. Figures in italics indicate the base number of FP17s or Patient Questionnaire responses are less than 100. N/A is shown where the base number of responses is less than 10 during the period. % is calculated as Quantity/Base number*100

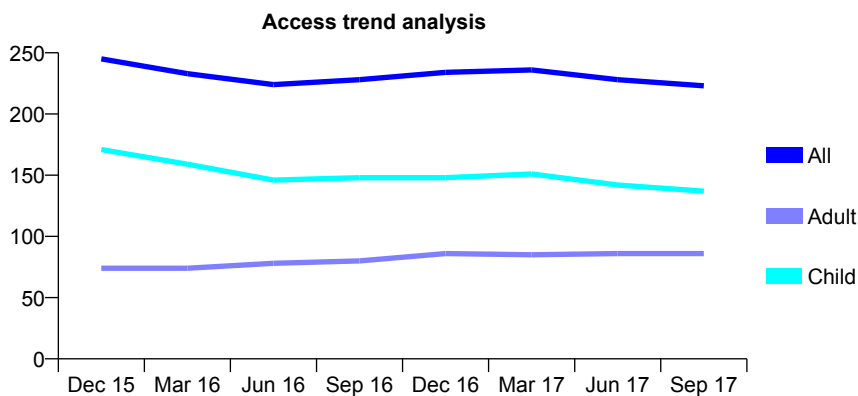
Q70 - Vital Signs At a Glance Contract Report for 811335/0001 - September 2017

Name or company name	MR R HERRON
Contract type name	GDS Contract
Purpose of contract	General
Contract start date	01/04/2006
Contract end date	

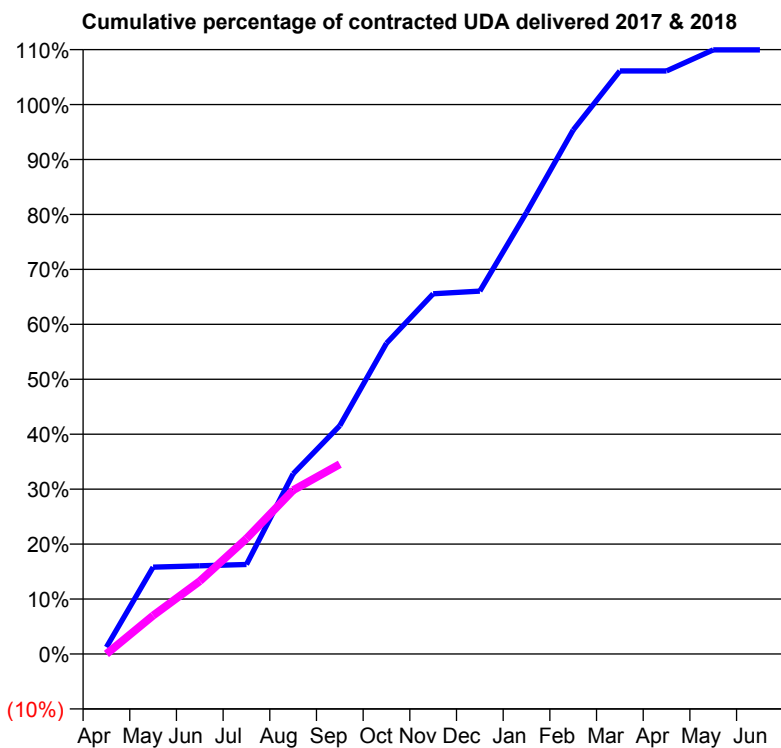
17/18 Contracted general activity (UDA)	400
Carry forward general activity (UDA)	0
17/18 Contracted orthodontic activity (UOA)	0
Carry forward orthodontic activity (UOA)	0
Baseline contract value	£9,808.67

ACCESS*

Patients seen in 24 months	Total	Change since previous quarter
Quarter ending September 2016	228	
Quarter ending December 2016	234	↑
Quarter ending March 2017	236	→
Quarter ending June 2017	228	↓
Quarter ending September 2017	223	↓
Variance since September 2016	(2.2%)	↓



ACTIVITY



Month	Adjusted Scheduled Activity (UDA)	
	2017	2018
April	5	0
May	63	28
June	64	53
July	65	84
August	131	119
September	166	138
October	226	
November	262	
December	264	
January	321	
February	381	
March	424	
April	424	
May	440	
June	440	

QUALITY

	Quantity	Base Number	Contract	AT	Region	England
% of FP17s for the same patient ID Re-attending within 3 months - Children	2	89	2.2%	10.1%	11.4%	11.9%
% of FP17s for the same patient ID Re-attending within 3 months - Adults	2	31	6.5%	14.7%	15.7%	15.9%
% of FP17s for the same patient ID Re-attending between 3 & 9 months - Children	57	89	64.0%	60.5%	60.6%	58.1%
% of FP17s for the same patient ID Re-attending between 3 & 9 months - Adults	17	31	54.8%	52.1%	52.0%	50.6%
% of FP17s for Band 1 Urgent Courses	1	107	0.9%	9.9%	9.6%	9.1%
% of FP17s Relating to Free Repair or Replacements	0	107	0.0%	0.6%	0.7%	0.8%
% of FP17s Relating to Continuations	0	107	0.0%	1.1%	1.0%	1.1%
% of Patients satisfied with the dentistry they have received	1	1	N/A	92.2%	91.6%	91.4%
% of Patients satisfied with the time they had to wait for an appointment	1	1	N/A	87.8%	87.9%	87.7%

* This is based on patients treated on this contract for their most recent course of treatment. Figures in italics indicate the base number of FP17s or Patient Questionnaire responses are less than 100. N/A is shown where the base number of responses is less than 10 during the period. % is calculated as Quantity/Base number*100

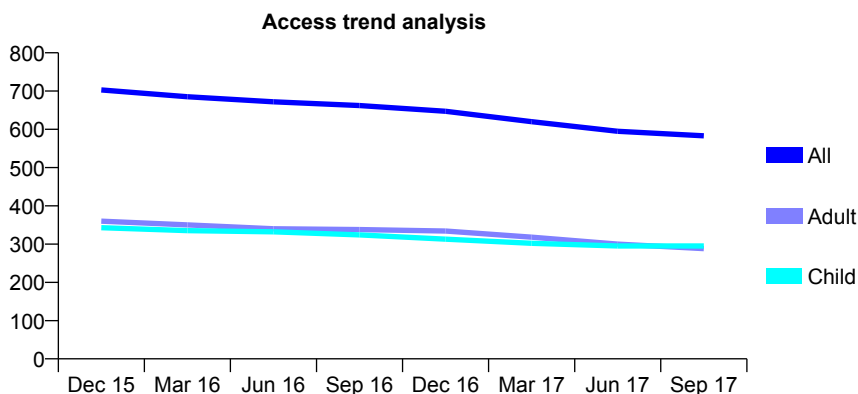
Q70 - Vital Signs At a Glance Contract Report for 813044/0001 - September 2017

Name or company name	MR SJ BABER
Contract type name	GDS Contract
Purpose of contract	General
Contract start date	01/04/2006
Contract end date	

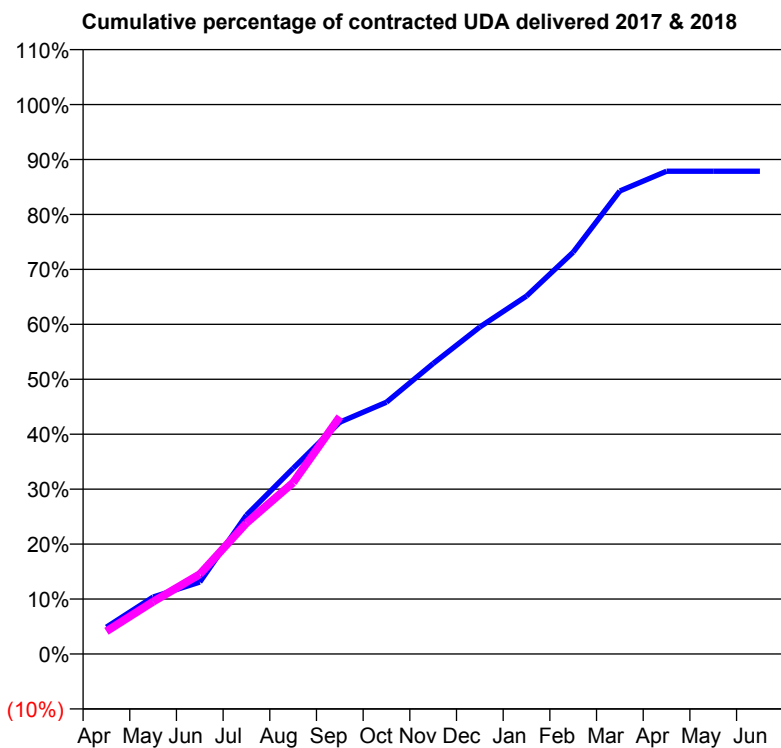
17/18 Contracted general activity (UDA)	1,700
Carry forward general activity (UDA)	0
17/18 Contracted orthodontic activity (UOA)	0
Carry forward orthodontic activity (UOA)	0
Baseline contract value	£44,595.94

ACCESS*

Patients seen in 24 months	Total	Change since previous quarter
Quarter ending September 2016	662	
Quarter ending December 2016	647	↓
Quarter ending March 2017	620	↓
Quarter ending June 2017	595	↓
Quarter ending September 2017	583	↓
Variance since September 2016	(11.9%)	↓



ACTIVITY



Adjusted Scheduled Activity (UDA)		
Month	2017	2018
April	83	70
May	176	162
June	223	247
July	430	405
August	574	530
September	717	734
October	779	
November	899	
December	1,012	
January	1,108	
February	1,243	
March	1,432	
April	1,494	
May	1,494	
June	1,494	

QUALITY

	Quantity	Base Number	Contract	AT	Region	England
% of FP17s for the same patient ID Re-attending within 3 months - Children	28	297	9.4%	10.1%	11.4%	11.9%
% of FP17s for the same patient ID Re-attending within 3 months - Adults	28	219	12.8%	14.7%	15.7%	15.9%
% of FP17s for the same patient ID Re-attending between 3 & 9 months - Children	225	297	75.8%	60.5%	60.6%	58.1%
% of FP17s for the same patient ID Re-attending between 3 & 9 months - Adults	143	219	65.3%	52.1%	52.0%	50.6%
% of FP17s for Band 1 Urgent Courses	31	474	6.5%	9.9%	9.6%	9.1%
% of FP17s Relating to Free Repair or Replacements	0	474	0.0%	0.6%	0.7%	0.8%
% of FP17s Relating to Continuations	12	474	2.5%	1.1%	1.0%	1.1%
% of Patients satisfied with the dentistry they have received	4	4	N/A	92.2%	91.6%	91.4%
% of Patients satisfied with the time they had to wait for an appointment	4	4	N/A	87.8%	87.9%	87.7%

* This is based on patients treated on this contract for their most recent course of treatment. Figures in italics indicate the base number of FP17s or Patient Questionnaire responses are less than 100. N/A is shown where the base number of responses is less than 10 during the period. % is calculated as Quantity/Base number*100

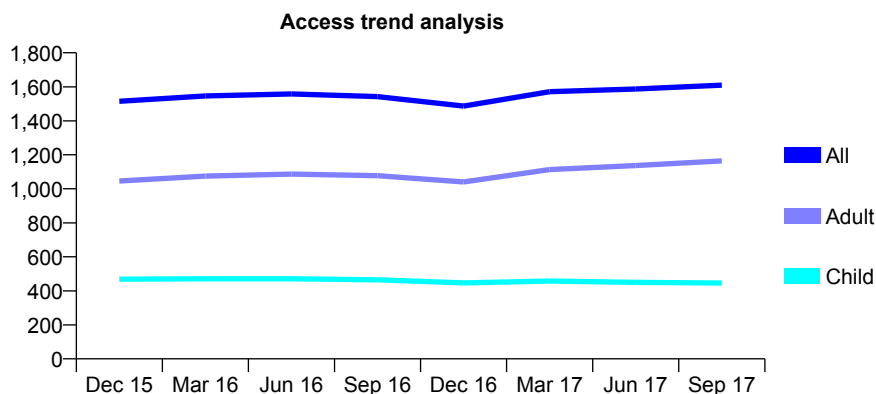
Q70 - Vital Signs At a Glance Contract Report for 813079/0001 - September 2017

Name or company name	MR AC MUNRO
Contract type name	GDS Contract
Purpose of contract	General
Contract start date	01/04/2006
Contract end date	

17/18 Contracted general activity (UDA)	1,800
Carry forward general activity (UDA)	0
17/18 Contracted orthodontic activity (UOA)	0
Carry forward orthodontic activity (UOA)	0
Baseline contract value	£45,804.06

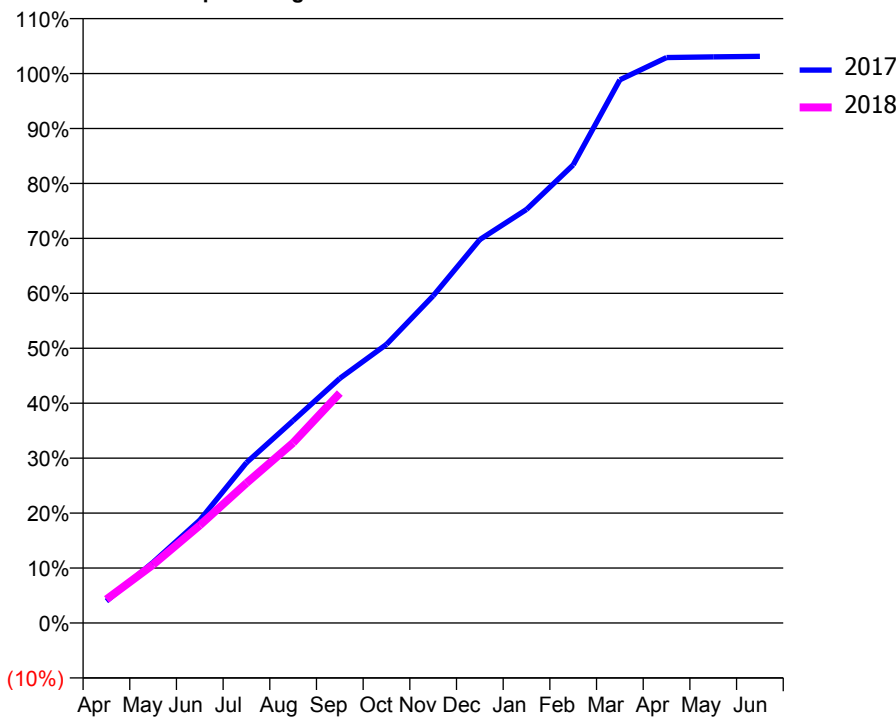
ACCESS*

Patients seen in 24 months	Total	Change since previous quarter
Quarter ending September 2016	1,542	
Quarter ending December 2016	1,487	↓
Quarter ending March 2017	1,571	↑
Quarter ending June 2017	1,587	→
Quarter ending September 2017	1,610	→
Variance since September 2016	4.4%	↑



ACTIVITY

Cumulative percentage of contracted UDA delivered 2017 & 2018



Adjusted Scheduled Activity (UDA)

Month	2017	2018
April	72	78
May	199	191
June	337	320
July	525	459
August	663	590
September	801	753
October	913	
November	1,072	
December	1,256	
January	1,355	
February	1,501	
March	1,779	
April	1,852	
May	1,854	
June	1,856	

QUALITY

	Quantity	Base Number	Contract	AT	Region	England
% of FP17s for the same patient ID Re-attending within 3 months - Children	22	361	6.1%	10.1%	11.4%	11.9%
% of FP17s for the same patient ID Re-attending within 3 months - Adults	124	793	15.6%	14.7%	15.7%	15.9%
% of FP17s for the same patient ID Re-attending between 3 & 9 months - Children	247	361	68.4%	60.5%	60.6%	58.1%
% of FP17s for the same patient ID Re-attending between 3 & 9 months - Adults	393	793	49.6%	52.1%	52.0%	50.6%
% of FP17s for Band 1 Urgent Courses	42	447	9.4%	9.9%	9.6%	9.1%
% of FP17s Relating to Free Repair or Replacements	1	447	0.2%	0.6%	0.7%	0.8%
% of FP17s Relating to Continuations	0	447	0.0%	1.1%	1.0%	1.1%
% of Patients satisfied with the dentistry they have received	2	2	N/A	92.2%	91.6%	91.4%
% of Patients satisfied with the time they had to wait for an appointment	1	2	N/A	87.8%	87.9%	87.7%

* This is based on patients treated on this contract for their most recent course of treatment. Figures in italics indicate the base number of FP17s or Patient Questionnaire responses are less than 100. N/A is shown where the base number of responses is less than 10 during the period. % is calculated as Quantity/Base number*100

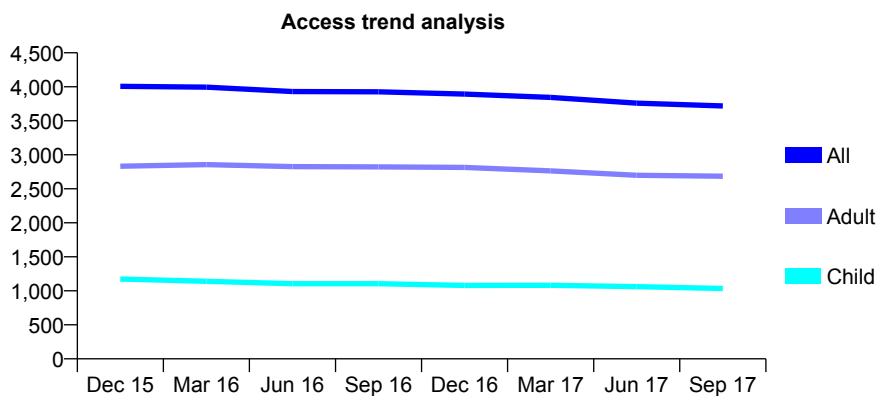
Q70 - Vital Signs At a Glance Contract Report for 817198/0001 - September 2017

Name or company name	MR RM WILLIAMS
Contract type name	GDS Contract
Purpose of contract	General
Contract start date	01/04/2006
Contract end date	

17/18 Contracted general activity (UDA)	11,000
Carry forward general activity (UDA)	0
17/18 Contracted orthodontic activity (UOA)	0
Carry forward orthodontic activity (UOA)	0
Baseline contract value	£319,287.29

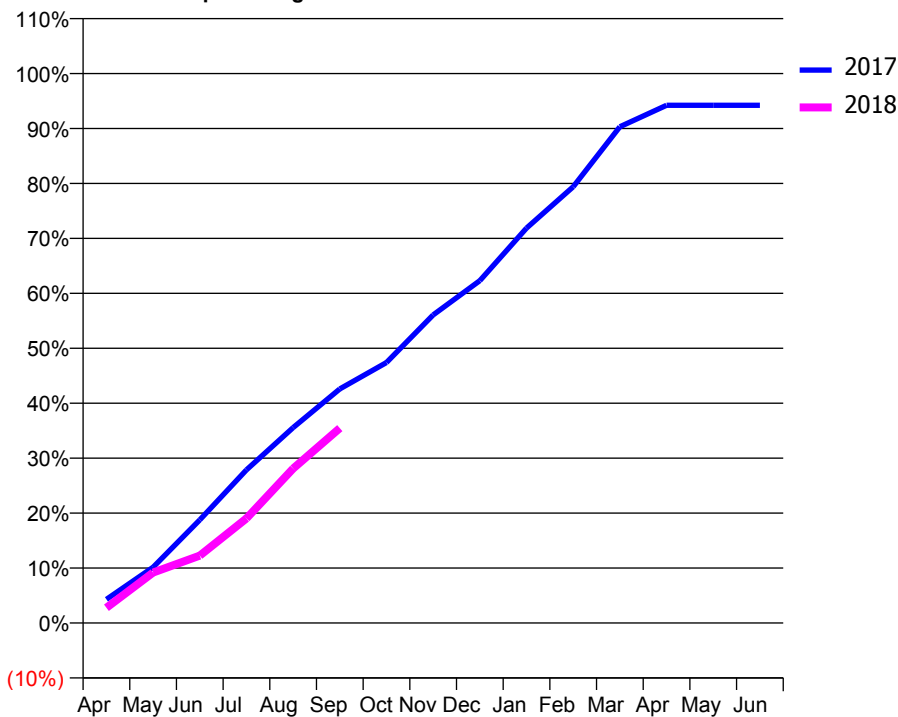
ACCESS*

Patients seen in 24 months	Total	Change since previous quarter
Quarter ending September 2016	3,926	
Quarter ending December 2016	3,893	→
Quarter ending March 2017	3,845	↓
Quarter ending June 2017	3,760	↓
Quarter ending September 2017	3,719	↓
Variance since September 2016	(5.3%)	↓



ACTIVITY

Cumulative percentage of contracted UDA delivered 2017 & 2018



Month	2017	2018
April	474	307
May	1,116	1,011
June	2,064	1,349
July	3,067	2,093
August	3,913	3,091
September	4,687	3,902
October	5,214	
November	6,169	
December	6,852	
January	7,905	
February	8,733	
March	9,934	
April	10,364	
May	10,363	
June	10,363	

QUALITY

	Quantity	Base Number	Contract	AT	Region	England
% of FP17s for the same patient ID Re-attending within 3 months - Children	72	878	8.2%	10.1%	11.4%	11.9%
% of FP17s for the same patient ID Re-attending within 3 months - Adults	263	1,632	16.1%	14.7%	15.7%	15.9%
% of FP17s for the same patient ID Re-attending between 3 & 9 months - Children	667	878	76.0%	60.5%	60.6%	58.1%
% of FP17s for the same patient ID Re-attending between 3 & 9 months - Adults	705	1,632	43.2%	52.1%	52.0%	50.6%
% of FP17s for Band 1 Urgent Courses	158	2,303	6.9%	9.9%	9.6%	9.1%
% of FP17s Relating to Free Repair or Replacements	24	2,303	1.0%	0.6%	0.7%	0.8%
% of FP17s Relating to Continuations	44	2,303	1.9%	1.1%	1.0%	1.1%
% of Patients satisfied with the dentistry they have received	6	7	N/A	92.2%	91.6%	91.4%
% of Patients satisfied with the time they had to wait for an appointment	7	7	N/A	87.8%	87.9%	87.7%

* This is based on patients treated on this contract for their most recent course of treatment. Figures in italics indicate the base number of FP17s or Patient Questionnaire responses are less than 100. N/A is shown where the base number of responses is less than 10 during the period. % is calculated as Quantity/Base number*100

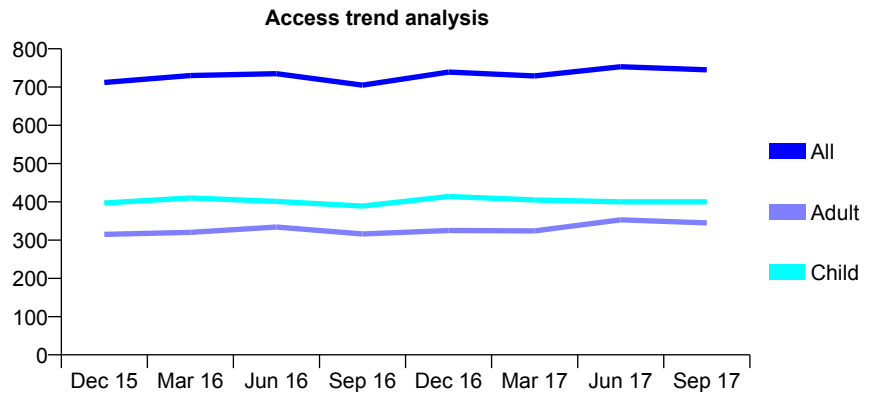
Q70 - Vital Signs At a Glance Contract Report for 820563/0001 - September 2017

Name or company name	MR MJ COLE
Contract type name	GDS Contract
Purpose of contract	General and Orthodontic
Contract start date	01/04/2006
Contract end date	

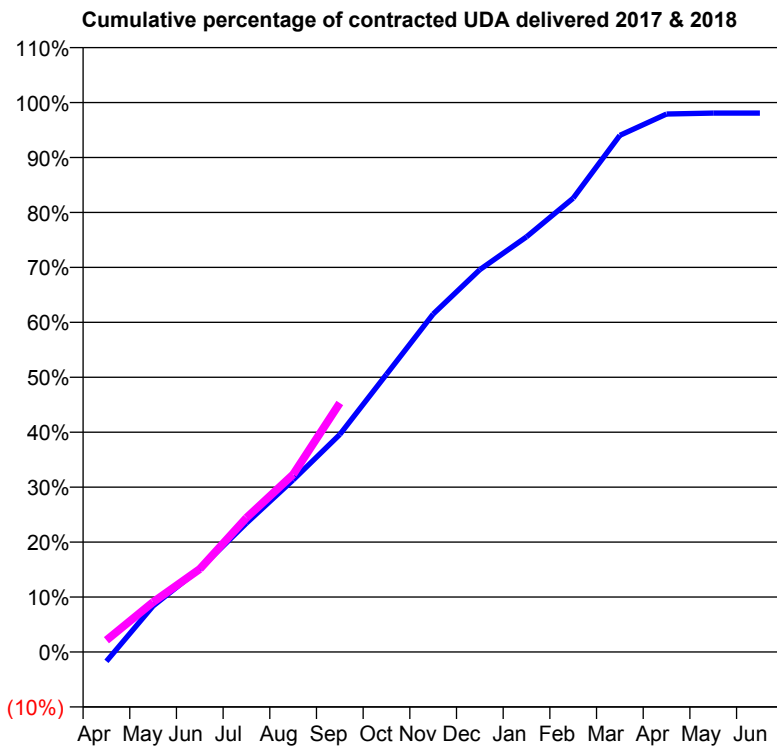
17/18 Contracted general activity (UDA)	1,870
Carry forward general activity (UDA)	36
17/18 Contracted orthodontic activity (UOA)	243
Carry forward orthodontic activity (UOA)	0
Baseline contract value	£64,411.65

ACCESS*

Patients seen in 24 months	Total	Change since previous quarter
Quarter ending September 2016	705	
Quarter ending December 2016	739	↑
Quarter ending March 2017	729	↓
Quarter ending June 2017	753	↑
Quarter ending September 2017	745	↓
Variance since September 2016	5.7%	↑



ACTIVITY



Month	Adjusted Scheduled Activity (UDA)	
	2017	2018
April	-32	40
May	157	170
June	283	282
July	438	457
August	586	604
September	740	847
October	945	
November	1,150	
December	1,301	
January	1,413	
February	1,544	
March	1,758	
April	1,831	
May	1,834	
June	1,834	

QUALITY

	Quantity	Base Number	Contract	AT	Region	England
% of FP17s for the same patient ID Re-attending within 3 months - Children	18	357	5.0%	10.1%	11.4%	11.9%
% of FP17s for the same patient ID Re-attending within 3 months - Adults	29	250	11.6%	14.7%	15.7%	15.9%
% of FP17s for the same patient ID Re-attending between 3 & 9 months - Children	236	357	66.1%	60.5%	60.6%	58.1%
% of FP17s for the same patient ID Re-attending between 3 & 9 months - Adults	125	250	50.0%	52.1%	52.0%	50.6%
% of FP17s for Band 1 Urgent Courses	32	547	5.9%	9.9%	9.6%	9.1%
% of FP17s Relating to Free Repair or Replacements	0	547	0.0%	0.6%	0.7%	0.8%
% of FP17s Relating to Continuations	0	547	0.0%	1.1%	1.0%	1.1%
% of Patients satisfied with the dentistry they have received	1	1	N/A	92.2%	91.6%	91.4%
% of Patients satisfied with the time they had to wait for an appointment	1	1	N/A	87.8%	87.9%	87.7%

* This is based on patients treated on this contract for their most recent course of treatment. Figures in italics indicate the base number of FP17s or Patient Questionnaire responses are less than 100. N/A is shown where the base number of responses is less than 10 during the period. % is calculated as Quantity/Base number*100

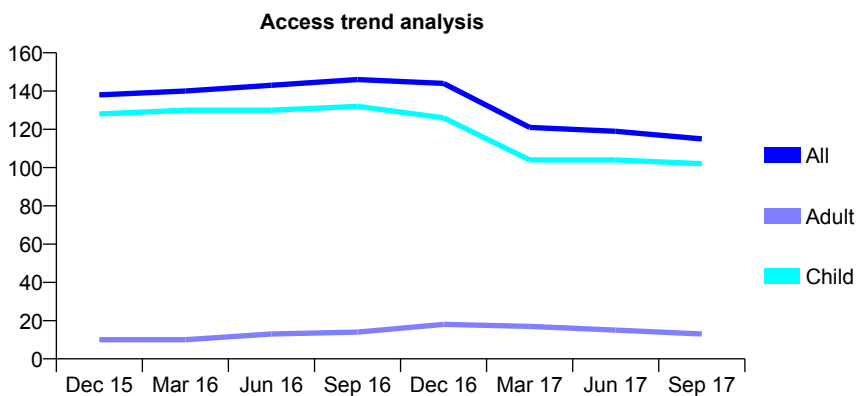
Q70 - Vital Signs At a Glance Contract Report for 825751/0001 - September 2017

Name or company name	MS BS SHIPLEY
Contract type name	GDS Contract
Purpose of contract	General
Contract start date	01/04/2006
Contract end date	

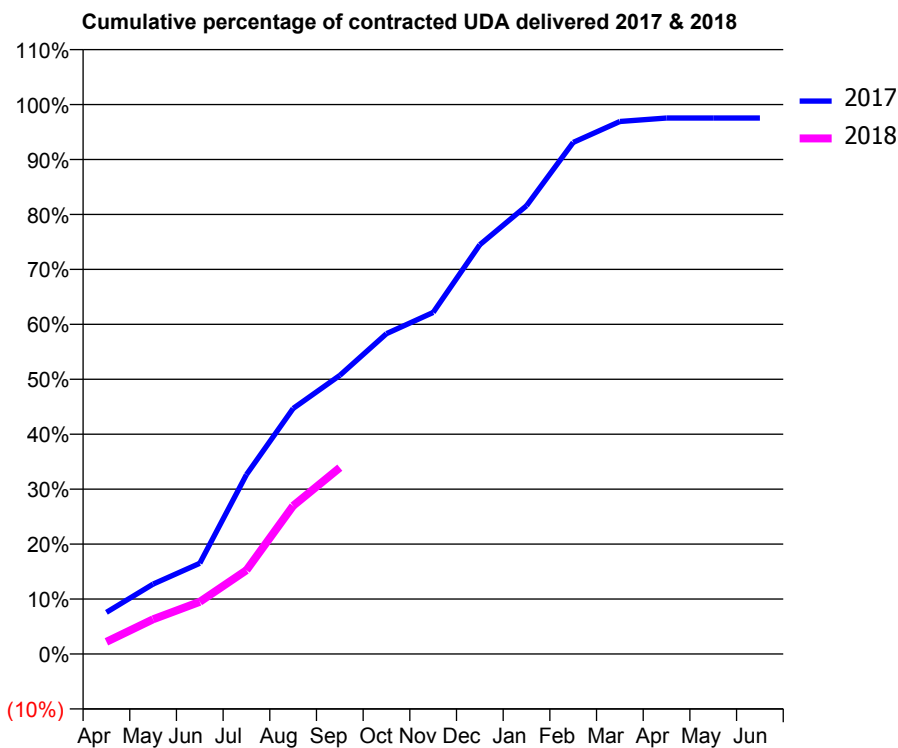
17/18 Contracted general activity (UDA)	316
Carry forward general activity (UDA)	7
17/18 Contracted orthodontic activity (UOA)	0
Carry forward orthodontic activity (UOA)	0
Baseline contract value	£9,972.07

ACCESS*

Patients seen in 24 months	Total	Change since previous quarter
Quarter ending September 2016	146	
Quarter ending December 2016	144	↓
Quarter ending March 2017	121	↓
Quarter ending June 2017	119	↓
Quarter ending September 2017	115	↓
Variance since September 2016	(21.2%)	↓



ACTIVITY



Month	Adjusted Scheduled Activity (UDA)	
	2017	2018
April	24	7
May	40	20
June	52	30
July	103	48
August	141	85
September	160	107
October	184	
November	196	
December	235	
January	258	
February	294	
March	306	
April	308	
May	308	
June	308	

QUALITY

	Quantity	Base Number	Contract	AT	Region	England
% of FP17s for the same patient ID Re-attending within 3 months - Children	3	81	3.7%	10.1%	11.4%	11.9%
% of FP17s for the same patient ID Re-attending within 3 months - Adults	0	5	0.0%	14.7%	15.7%	15.9%
% of FP17s for the same patient ID Re-attending between 3 & 9 months - Children	45	81	55.6%	60.5%	60.6%	58.1%
% of FP17s for the same patient ID Re-attending between 3 & 9 months - Adults	3	5	60.0%	52.1%	52.0%	50.6%
% of FP17s for Band 1 Urgent Courses	1	84	1.2%	9.9%	9.6%	9.1%
% of FP17s Relating to Free Repair or Replacements	0	84	0.0%	0.6%	0.7%	0.8%
% of FP17s Relating to Continuations	0	84	0.0%	1.1%	1.0%	1.1%
% of Patients satisfied with the dentistry they have received	0	0	N/A	92.2%	91.6%	91.4%
% of Patients satisfied with the time they had to wait for an appointment	0	0	N/A	87.8%	87.9%	87.7%

* This is based on patients treated on this contract for their most recent course of treatment. Figures in italics indicate the base number of FP17s or Patient Questionnaire responses are less than 100. N/A is shown where the base number of responses is less than 10 during the period. % is calculated as Quantity/Base number*100

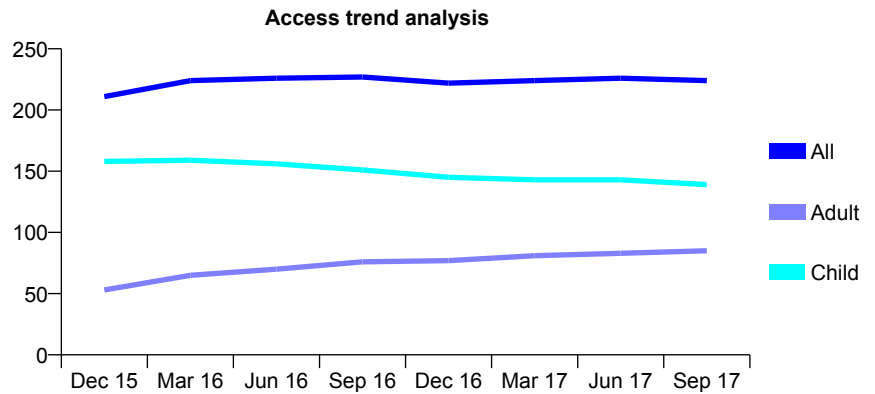
Q70 - Vital Signs At a Glance Contract Report for 825751/0002 - September 2017

Name or company name	MS BS SHIPLEY
Contract type name	GDS Contract
Purpose of contract	General
Contract start date	01/04/2006
Contract end date	

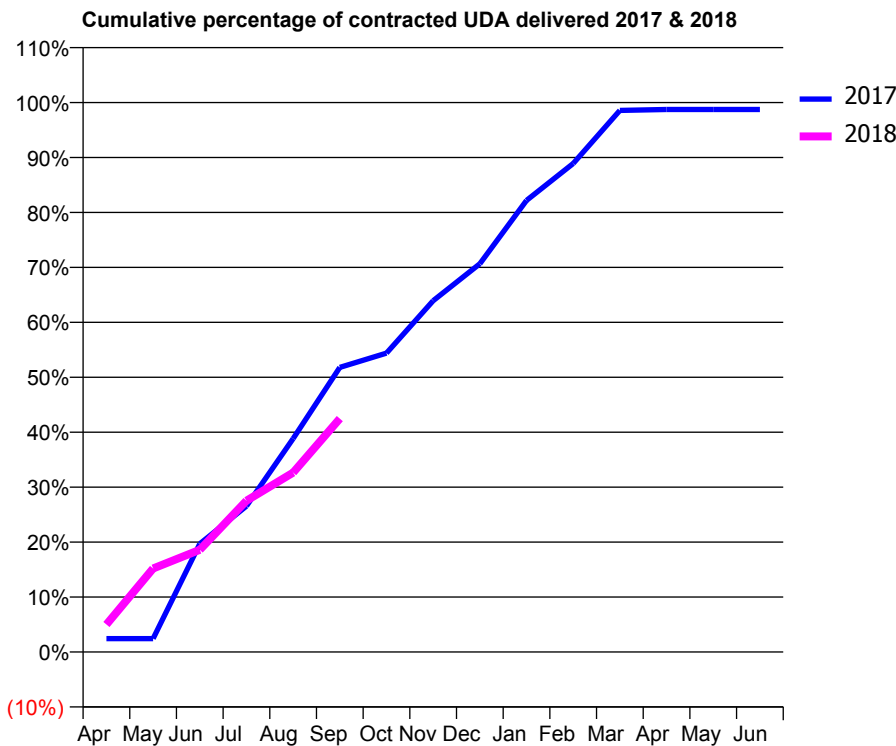
17/18 Contracted general activity (UDA)	539
Carry forward general activity (UDA)	6
17/18 Contracted orthodontic activity (UOA)	0
Carry forward orthodontic activity (UOA)	0
Baseline contract value	£14,126.63

ACCESS*

Patients seen in 24 months	Total	Change since previous quarter
Quarter ending September 2016	227	
Quarter ending December 2016	222	↓
Quarter ending March 2017	224	→
Quarter ending June 2017	226	→
Quarter ending September 2017	224	→
Variance since September 2016	(1.3%)	↓



ACTIVITY



Month	Adjusted Scheduled Activity (UDA)	
	2017	2018
April	13	27
May	13	82
June	106	100
July	143	148
August	209	176
September	279	229
October	293	
November	345	
December	381	
January	443	
February	479	
March	531	
April	532	
May	532	
June	532	

QUALITY

	Quantity	Base Number	Contract	AT	Region	England
% of FP17s for the same patient ID Re-attending within 3 months - Children	12	111	10.8%	10.1%	11.4%	11.9%
% of FP17s for the same patient ID Re-attending within 3 months - Adults	2	35	5.7%	14.7%	15.7%	15.9%
% of FP17s for the same patient ID Re-attending between 3 & 9 months - Children	77	111	69.4%	60.5%	60.6%	58.1%
% of FP17s for the same patient ID Re-attending between 3 & 9 months - Adults	15	35	42.9%	52.1%	52.0%	50.6%
% of FP17s for Band 1 Urgent Courses	5	136	3.7%	9.9%	9.6%	9.1%
% of FP17s Relating to Free Repair or Replacements	0	136	0.0%	0.6%	0.7%	0.8%
% of FP17s Relating to Continuations	0	136	0.0%	1.1%	1.0%	1.1%
% of Patients satisfied with the dentistry they have received	0	0	N/A	92.2%	91.6%	91.4%
% of Patients satisfied with the time they had to wait for an appointment	0	0	N/A	87.8%	87.9%	87.7%

* This is based on patients treated on this contract for their most recent course of treatment. Figures in italics indicate the base number of FP17s or Patient Questionnaire responses are less than 100. N/A is shown where the base number of responses is less than 10 during the period. % is calculated as Quantity/Base number*100

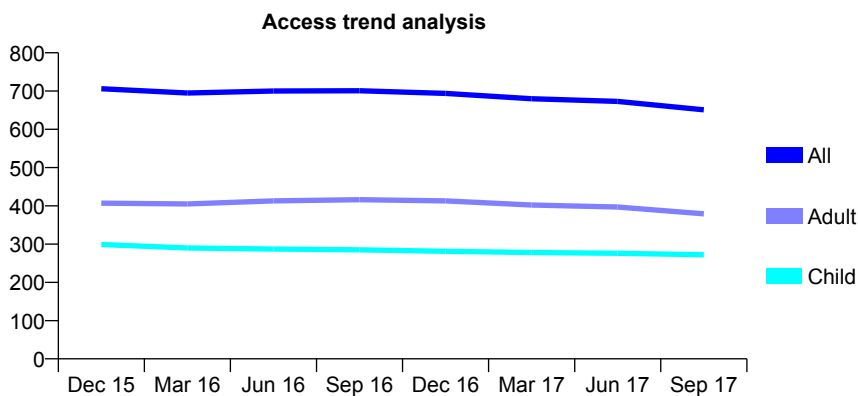
Q70 - Vital Signs At a Glance Contract Report for 830127/0001 - September 2017

Name or company name	MR HM MORTON
Contract type name	GDS Contract
Purpose of contract	General
Contract start date	01/04/2006
Contract end date	

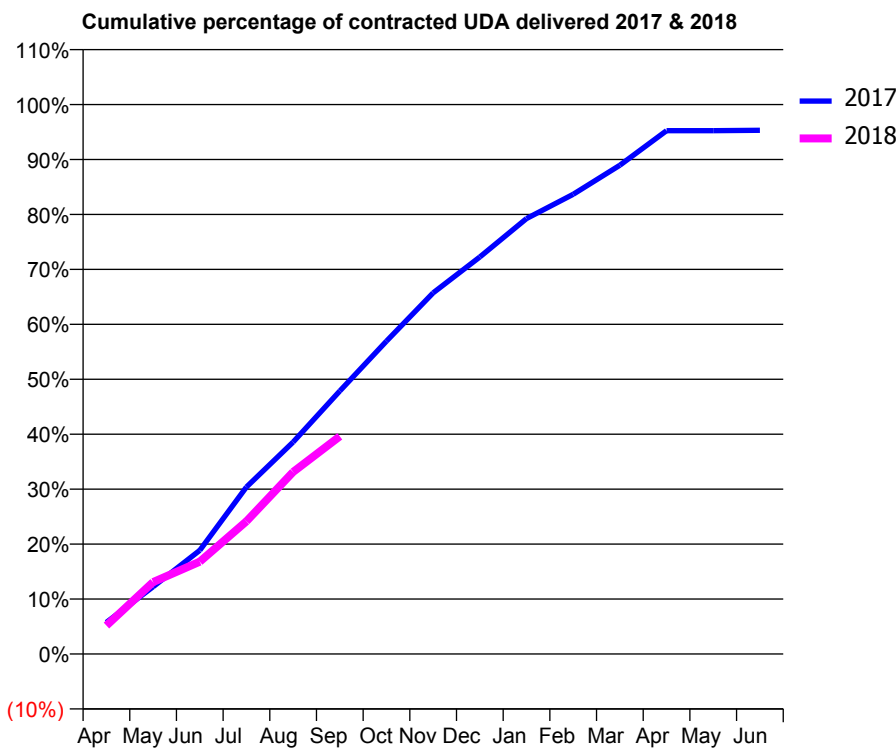
17/18 Contracted general activity (UDA)	1,820
Carry forward general activity (UDA)	0
17/18 Contracted orthodontic activity (UOA)	0
Carry forward orthodontic activity (UOA)	0
Baseline contract value	£52,564.70

ACCESS*

Patients seen in 24 months	Total	Change since previous quarter
Quarter ending September 2016	701	
Quarter ending December 2016	694	→
Quarter ending March 2017	680	↓
Quarter ending June 2017	673	↓
Quarter ending September 2017	651	↓
Variance since September 2016	(7.1%)	↓



ACTIVITY



Adjusted Scheduled Activity (UDA)		
Month	2017	2018
April	105	94
May	223	238
June	343	306
July	553	440
August	702	603
September	871	721
October	1,036	
November	1,196	
December	1,315	
January	1,442	
February	1,523	
March	1,619	
April	1,733	
May	1,733	
June	1,734	

QUALITY

	Quantity	Base Number	Contract	AT	Region	England
% of FP17s for the same patient ID Re-attending within 3 months - Children	13	222	5.9%	10.1%	11.4%	11.9%
% of FP17s for the same patient ID Re-attending within 3 months - Adults	28	236	11.9%	14.7%	15.7%	15.9%
% of FP17s for the same patient ID Re-attending between 3 & 9 months - Children	141	222	63.5%	60.5%	60.6%	58.1%
% of FP17s for the same patient ID Re-attending between 3 & 9 months - Adults	129	236	54.7%	52.1%	52.0%	50.6%
% of FP17s for Band 1 Urgent Courses	30	403	7.4%	9.9%	9.6%	9.1%
% of FP17s Relating to Free Repair or Replacements	2	403	0.5%	0.6%	0.7%	0.8%
% of FP17s Relating to Continuations	2	403	0.5%	1.1%	1.0%	1.1%
% of Patients satisfied with the dentistry they have received	1	1	N/A	92.2%	91.6%	91.4%
% of Patients satisfied with the time they had to wait for an appointment	1	1	N/A	87.8%	87.9%	87.7%

* This is based on patients treated on this contract for their most recent course of treatment. Figures in italics indicate the base number of FP17s or Patient Questionnaire responses are less than 100. N/A is shown where the base number of responses is less than 10 during the period. % is calculated as Quantity/Base number*100

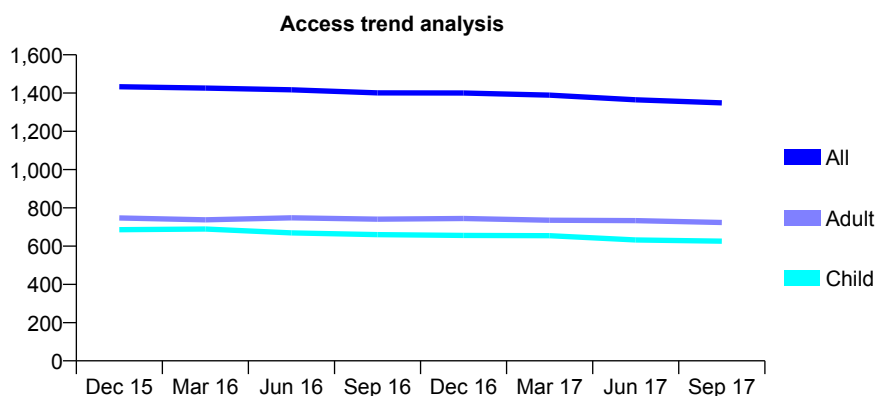
Q70 - Vital Signs At a Glance Contract Report for 832057/0001 - September 2017

Name or company name	MR JR ROTHMAN
Contract type name	GDS Contract
Purpose of contract	General
Contract start date	01/04/2006
Contract end date	

17/18 Contracted general activity (UDA)	3,852
Carry forward general activity (UDA)	41
17/18 Contracted orthodontic activity (UOA)	0
Carry forward orthodontic activity (UOA)	0
Baseline contract value	£89,247.95

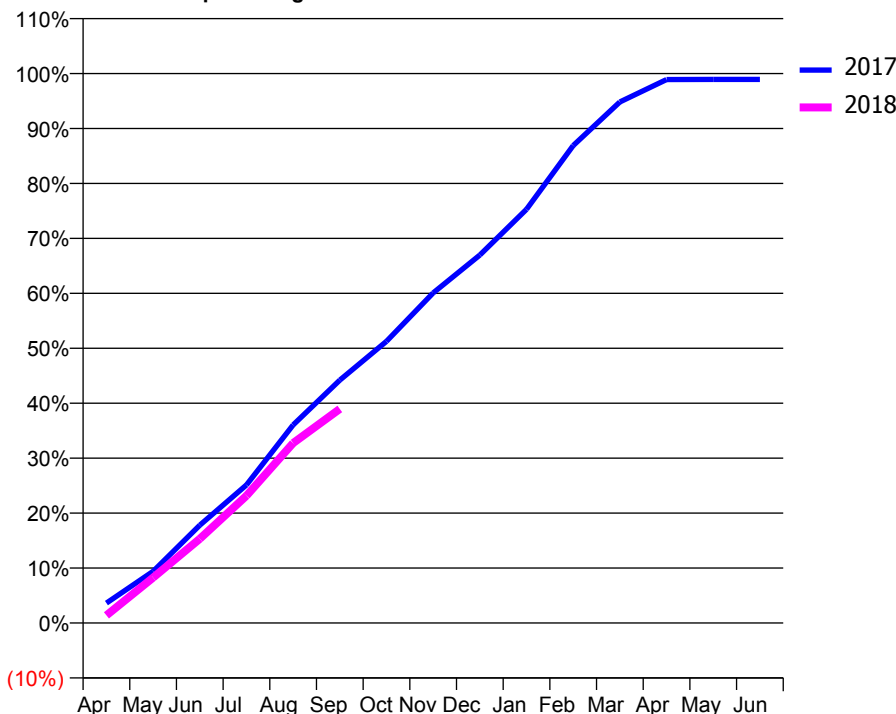
ACCESS*

Patients seen in 24 months	Total	Change since previous quarter
Quarter ending September 2016	1,401	
Quarter ending December 2016	1,400	→
Quarter ending March 2017	1,389	→
Quarter ending June 2017	1,365	↓
Quarter ending September 2017	1,349	↓
Variance since September 2016	(3.7%)	↓



ACTIVITY

Cumulative percentage of contracted UDA delivered 2017 & 2018



Adjusted Scheduled Activity (UDA)

Month	2017	2018
April	140	54
May	362	319
June	686	590
July	968	892
August	1,389	1,261
September	1,703	1,501
October	1,975	
November	2,314	
December	2,579	
January	2,900	
February	3,347	
March	3,653	
April	3,809	
May	3,810	
June	3,810	

QUALITY

	Quantity	Base Number	Contract	AT	Region	England
% of FP17s for the same patient ID Re-attending within 3 months - Children	39	569	6.9%	10.1%	11.4%	11.9%
% of FP17s for the same patient ID Re-attending within 3 months - Adults	64	532	12.0%	14.7%	15.7%	15.9%
% of FP17s for the same patient ID Re-attending between 3 & 9 months - Children	411	569	72.2%	60.5%	60.6%	58.1%
% of FP17s for the same patient ID Re-attending between 3 & 9 months - Adults	385	532	72.4%	52.1%	52.0%	50.6%
% of FP17s for Band 1 Urgent Courses	40	1,022	3.9%	9.9%	9.6%	9.1%
% of FP17s Relating to Free Repair or Replacements	6	1,022	0.6%	0.6%	0.7%	0.8%
% of FP17s Relating to Continuations	0	1,022	0.0%	1.1%	1.0%	1.1%
% of Patients satisfied with the dentistry they have received	2	2	N/A	92.2%	91.6%	91.4%
% of Patients satisfied with the time they had to wait for an appointment	2	2	N/A	87.8%	87.9%	87.7%

* This is based on patients treated on this contract for their most recent course of treatment. Figures in italics indicate the base number of FP17s or Patient Questionnaire responses are less than 100. N/A is shown where the base number of responses is less than 10 during the period. % is calculated as Quantity/Base number*100

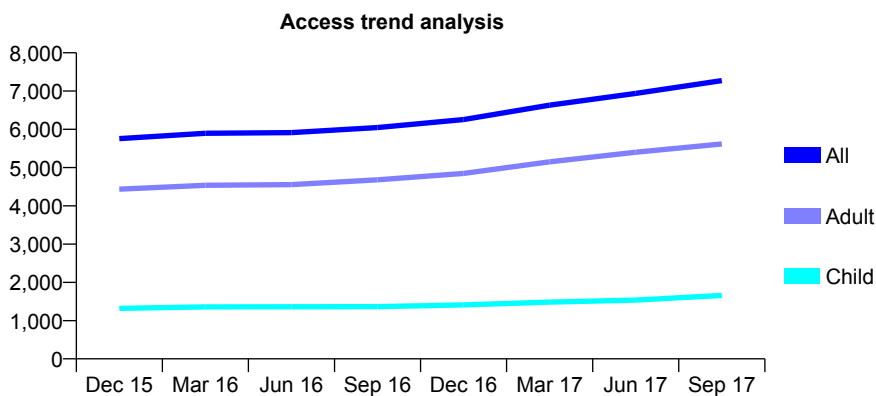
Q70 - Vital Signs At a Glance Contract Report for 841102/0001 - September 2017

Name or company name	Pro-Dent Dental Partnership
Contract type name	GDS Contract
Purpose of contract	General
Contract start date	01/04/2006
Contract end date	

17/18 Contracted general activity (UDA)	20,757
Carry forward general activity (UDA)	0
17/18 Contracted orthodontic activity (UOA)	0
Carry forward orthodontic activity (UOA)	0
Baseline contract value	£545,313.46

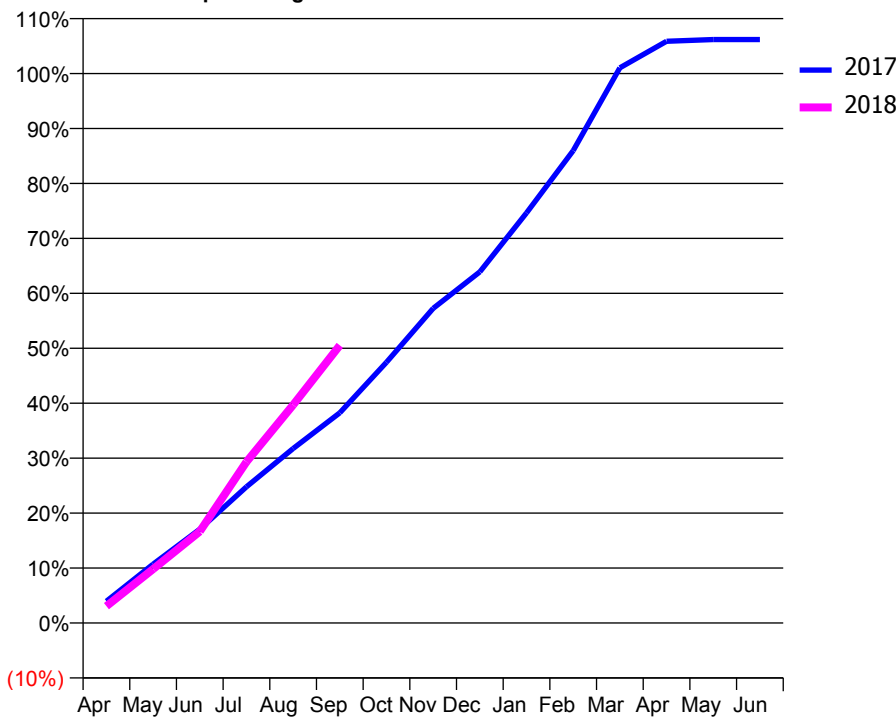
ACCESS*

Patients seen in 24 months	Total	Change since previous quarter
Quarter ending September 2016	6,045	
Quarter ending December 2016	6,257	↑
Quarter ending March 2017	6,633	↑
Quarter ending June 2017	6,938	↑
Quarter ending September 2017	7,273	↑
Variance since September 2016	20.3%	↑



ACTIVITY

Cumulative percentage of contracted UDA delivered 2017 & 2018



Month	Adjusted Scheduled Activity (UDA)	
	2017	2018
April	822	636
May	2,226	2,035
June	3,542	3,457
July	5,145	6,090
August	6,589	8,239
September	7,943	10,488
October	9,849	
November	11,885	
December	13,267	
January	15,493	
February	17,843	
March	20,971	
April	21,975	
May	22,040	
June	22,040	

QUALITY

	Quantity	Base Number	Contract	AT	Region	England
% of FP17s for the same patient ID Re-attending within 3 months - Children	78	1,120	7.0%	10.1%	11.4%	11.9%
% of FP17s for the same patient ID Re-attending within 3 months - Adults	325	3,512	9.3%	14.7%	15.7%	15.9%
% of FP17s for the same patient ID Re-attending between 3 & 9 months - Children	561	1,120	50.1%	60.5%	60.6%	58.1%
% of FP17s for the same patient ID Re-attending between 3 & 9 months - Adults	1,659	3,512	47.2%	52.1%	52.0%	50.6%
% of FP17s for Band 1 Urgent Courses	608	4,243	14.3%	9.9%	9.6%	9.1%
% of FP17s Relating to Free Repair or Replacements	14	4,243	0.3%	0.6%	0.7%	0.8%
% of FP17s Relating to Continuations	10	4,243	0.2%	1.1%	1.0%	1.1%
% of Patients satisfied with the dentistry they have received	30	30	100.0%	92.2%	91.6%	91.4%
% of Patients satisfied with the time they had to wait for an appointment	29	30	96.7%	87.8%	87.9%	87.7%

* This is based on patients treated on this contract for their most recent course of treatment. Figures in italics indicate the base number of FP17s or Patient Questionnaire responses are less than 100. N/A is shown where the base number of responses is less than 10 during the period. % is calculated as Quantity/Base number*100

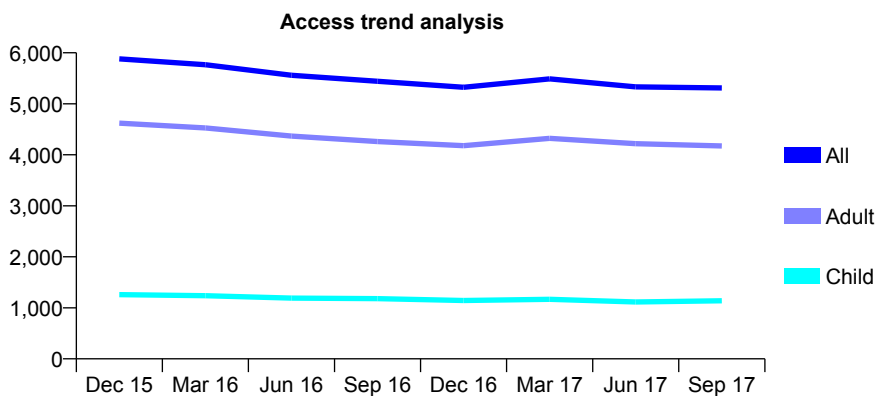
Q70 - Vital Signs At a Glance Contract Report for 841692/0001 - September 2017

Name or company name	Perfect Smile Cosham Partnership
Contract type name	GDS Contract
Purpose of contract	General
Contract start date	01/04/2006
Contract end date	

17/18 Contracted general activity (UDA)	15,739
Carry forward general activity (UDA)	0
17/18 Contracted orthodontic activity (UOA)	0
Carry forward orthodontic activity (UOA)	0
Baseline contract value	£407,025.09

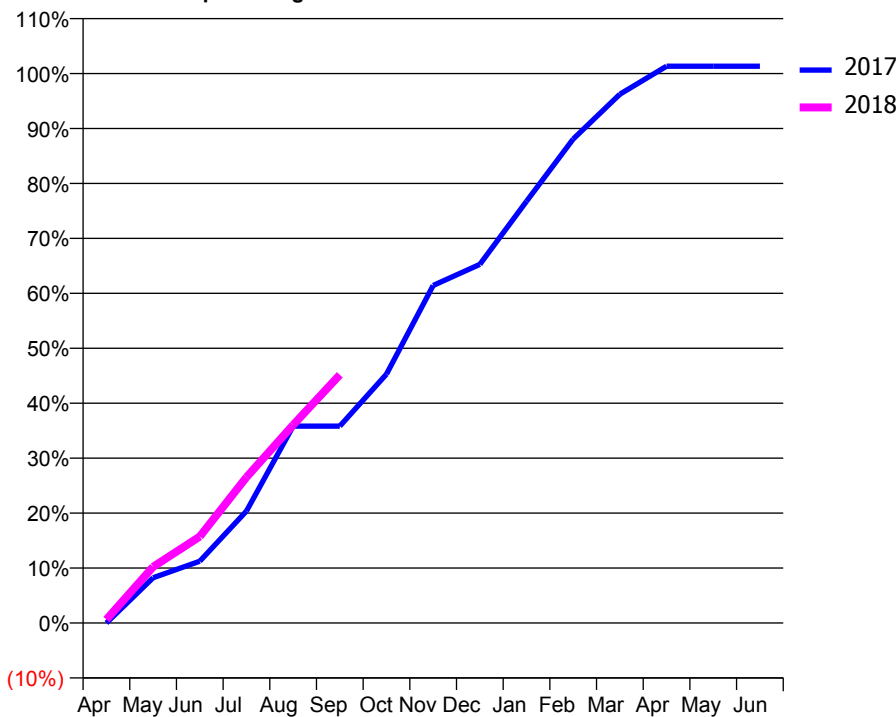
ACCESS*

Patients seen in 24 months	Total	Change since previous quarter
Quarter ending September 2016	5,441	
Quarter ending December 2016	5,324	↓
Quarter ending March 2017	5,489	↑
Quarter ending June 2017	5,331	↓
Quarter ending September 2017	5,312	→
Variance since September 2016	(2.4%)	↓



ACTIVITY

Cumulative percentage of contracted UDA delivered 2017 & 2018



Adjusted Scheduled Activity (UDA)

Month	2017	2018
April	0	100
May	1,295	1,609
June	1,771	2,475
July	3,207	4,176
August	5,640	5,675
September	5,640	7,112
October	7,127	
November	9,670	
December	10,272	
January	12,079	
February	13,864	
March	15,145	
April	15,949	
May	15,948	
June	15,948	

QUALITY

	Quantity	Base Number	Contract	AT	Region	England
% of FP17s for the same patient ID Re-attending within 3 months - Children	55	732	7.5%	10.1%	11.4%	11.9%
% of FP17s for the same patient ID Re-attending within 3 months - Adults	486	3,312	14.7%	14.7%	15.7%	15.9%
% of FP17s for the same patient ID Re-attending between 3 & 9 months - Children	406	732	55.5%	60.5%	60.6%	58.1%
% of FP17s for the same patient ID Re-attending between 3 & 9 months - Adults	1,791	3,312	54.1%	52.1%	52.0%	50.6%
% of FP17s for Band 1 Urgent Courses	223	3,655	6.1%	9.9%	9.6%	9.1%
% of FP17s Relating to Free Repair or Replacements	0	3,655	0.0%	0.6%	0.7%	0.8%
% of FP17s Relating to Continuations	133	3,655	3.6%	1.1%	1.0%	1.1%
% of Patients satisfied with the dentistry they have received	10	12	83.3%	92.2%	91.6%	91.4%
% of Patients satisfied with the time they had to wait for an appointment	10	12	83.3%	87.8%	87.9%	87.7%

* This is based on patients treated on this contract for their most recent course of treatment. Figures in italics indicate the base number of FP17s or Patient Questionnaire responses are less than 100. N/A is shown where the base number of responses is less than 10 during the period. % is calculated as Quantity/Base number*100

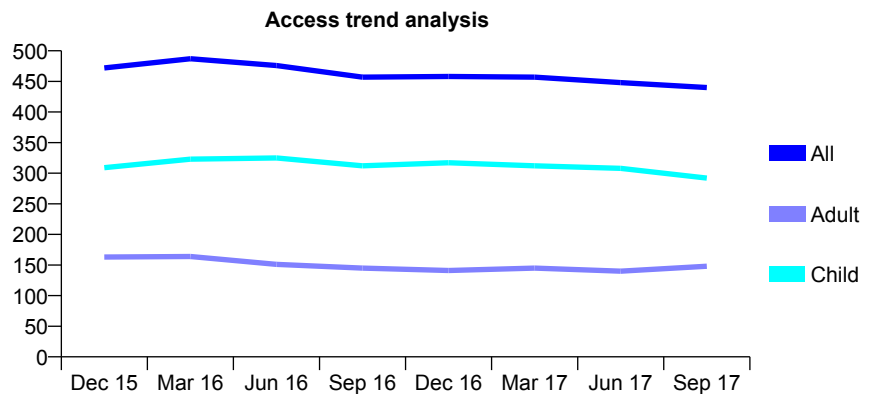
Q70 - Vital Signs At a Glance Contract Report for 842052/0001 - September 2017

Name or company name	MR RD HALDERTHAY
Contract type name	GDS Contract
Purpose of contract	General
Contract start date	01/04/2006
Contract end date	

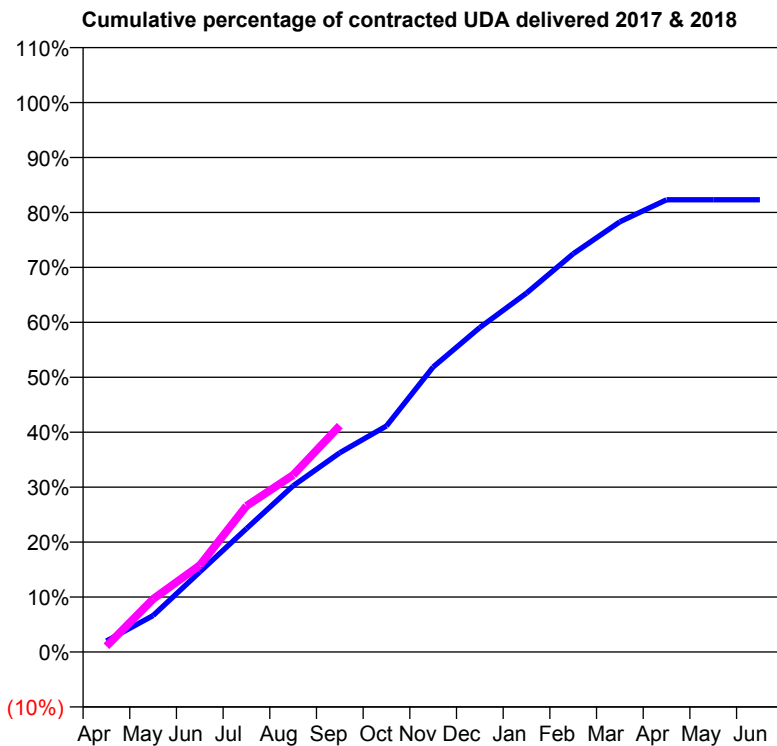
17/18 Contracted general activity (UDA)	1,050
Carry forward general activity (UDA)	0
17/18 Contracted orthodontic activity (UOA)	0
Carry forward orthodontic activity (UOA)	0
Baseline contract value	£24,473.09

ACCESS*

Patients seen in 24 months	Total	Change since previous quarter
Quarter ending September 2016	457	
Quarter ending December 2016	458	→
Quarter ending March 2017	457	→
Quarter ending June 2017	448	↓
Quarter ending September 2017	440	↓
Variance since September 2016	(3.7%)	↓



ACTIVITY



Month	Adjusted Scheduled Activity (UDA)	
	2017	2018
April	23	11
May	76	101
June	168	166
July	258	279
August	348	338
September	417	433
October	473	
November	596	
December	679	
January	751	
February	833	
March	900	
April	947	
May	947	
June	947	

QUALITY

	Quantity	Base Number	Contract	AT	Region	England
% of FP17s for the same patient ID Re-attending within 3 months - Children	15	256	5.9%	10.1%	11.4%	11.9%
% of FP17s for the same patient ID Re-attending within 3 months - Adults	8	98	8.2%	14.7%	15.7%	15.9%
% of FP17s for the same patient ID Re-attending between 3 & 9 months - Children	183	256	71.5%	60.5%	60.6%	58.1%
% of FP17s for the same patient ID Re-attending between 3 & 9 months - Adults	77	98	78.6%	52.1%	52.0%	50.6%
% of FP17s for Band 1 Urgent Courses	8	324	2.5%	9.9%	9.6%	9.1%
% of FP17s Relating to Free Repair or Replacements	0	324	0.0%	0.6%	0.7%	0.8%
% of FP17s Relating to Continuations	8	324	2.5%	1.1%	1.0%	1.1%
% of Patients satisfied with the dentistry they have received	1	1	N/A	92.2%	91.6%	91.4%
% of Patients satisfied with the time they had to wait for an appointment	1	1	N/A	87.8%	87.9%	87.7%

* This is based on patients treated on this contract for their most recent course of treatment. Figures in italics indicate the base number of FP17s or Patient Questionnaire responses are less than 100. N/A is shown where the base number of responses is less than 10 during the period. % is calculated as Quantity/Base number*100

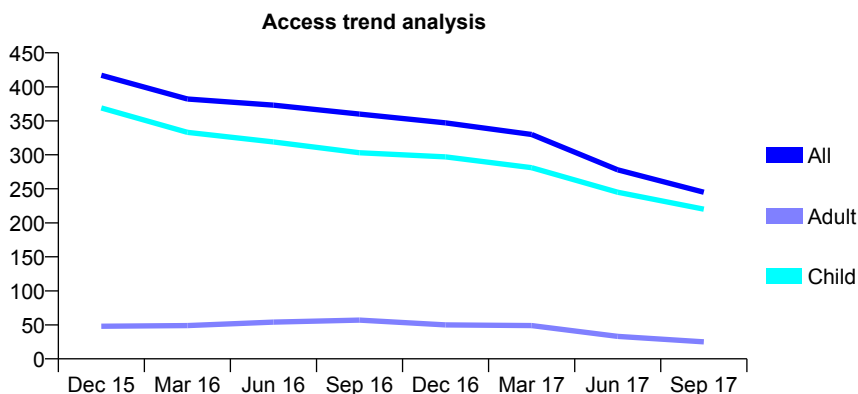
Q70 - Vital Signs At a Glance Contract Report for 843466/0001 - September 2017

Name or company name	Swedental Surgery
Contract type name	GDS Contract
Purpose of contract	General
Contract start date	01/04/2006
Contract end date	

17/18 Contracted general activity (UDA)	894
Carry forward general activity (UDA)	0
17/18 Contracted orthodontic activity (UOA)	0
Carry forward orthodontic activity (UOA)	0
Baseline contract value	£19,142.87

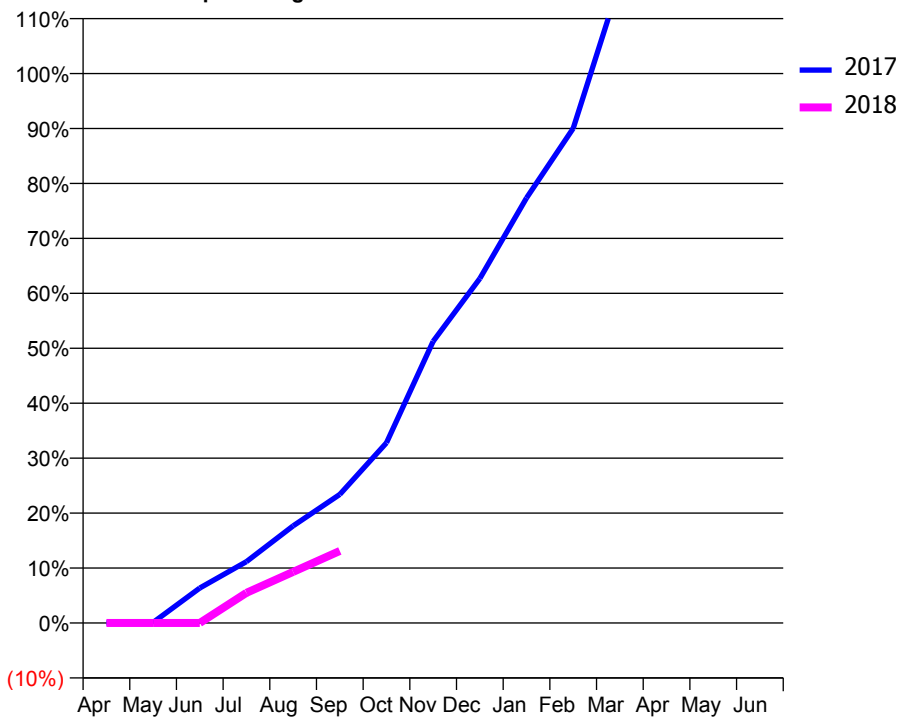
ACCESS*

Patients seen in 24 months	Total	Change since previous quarter
Quarter ending September 2016	360	
Quarter ending December 2016	347	↓
Quarter ending March 2017	330	↓
Quarter ending June 2017	278	↓
Quarter ending September 2017	245	↓
Variance since September 2016	(31.9%)	↓



ACTIVITY

Cumulative percentage of contracted UDA delivered 2017 & 2018



Month	Adjusted Scheduled Activity (UDA)	
	2017	2018
April	0	0
May	1	0
June	57	0
July	100	49
August	158	83
September	209	117
October	293	
November	458	
December	560	
January	692	
February	805	
March	1,042	
April	1,158	
May	1,204	
June	1,238	

QUALITY

	Quantity	Base Number	Contract	AT	Region	England
% of FP17s for the same patient ID Re-attending within 3 months - Children	15	166	9.0%	10.1%	11.4%	11.9%
% of FP17s for the same patient ID Re-attending within 3 months - Adults	0	0	N/A	14.7%	15.7%	15.9%
% of FP17s for the same patient ID Re-attending between 3 & 9 months - Children	126	166	75.9%	60.5%	60.6%	58.1%
% of FP17s for the same patient ID Re-attending between 3 & 9 months - Adults	0	0	N/A	52.1%	52.0%	50.6%
% of FP17s for Band 1 Urgent Courses	2	94	2.1%	9.9%	9.6%	9.1%
% of FP17s Relating to Free Repair or Replacements	0	94	0.0%	0.6%	0.7%	0.8%
% of FP17s Relating to Continuations	0	94	0.0%	1.1%	1.0%	1.1%
% of Patients satisfied with the dentistry they have received	0	0	N/A	92.2%	91.6%	91.4%
% of Patients satisfied with the time they had to wait for an appointment	0	0	N/A	87.8%	87.9%	87.7%

* This is based on patients treated on this contract for their most recent course of treatment. Figures in italics indicate the base number of FP17s or Patient Questionnaire responses are less than 100. N/A is shown where the base number of responses is less than 10 during the period. % is calculated as Quantity/Base number*100

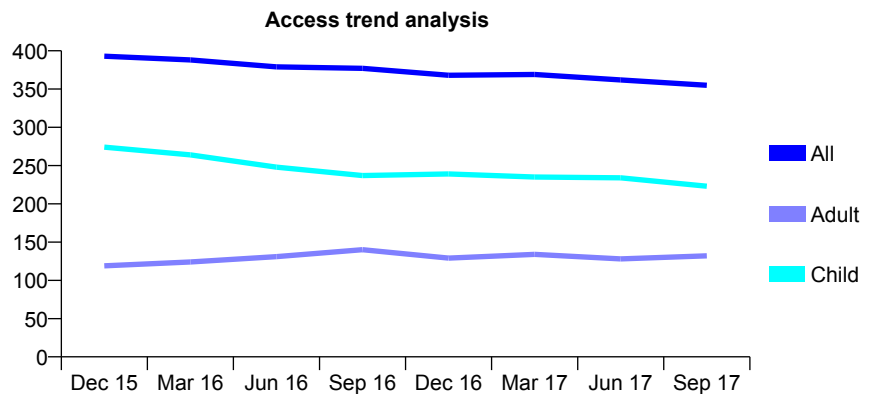
Q70 - Vital Signs At a Glance Contract Report for 844535/0001 - September 2017

Name or company name	MR M FARSHCHI
Contract type name	GDS Contract
Purpose of contract	General
Contract start date	01/04/2006
Contract end date	

17/18 Contracted general activity (UDA)	750
Carry forward general activity (UDA)	0
17/18 Contracted orthodontic activity (UOA)	0
Carry forward orthodontic activity (UOA)	0
Baseline contract value	£20,157.02

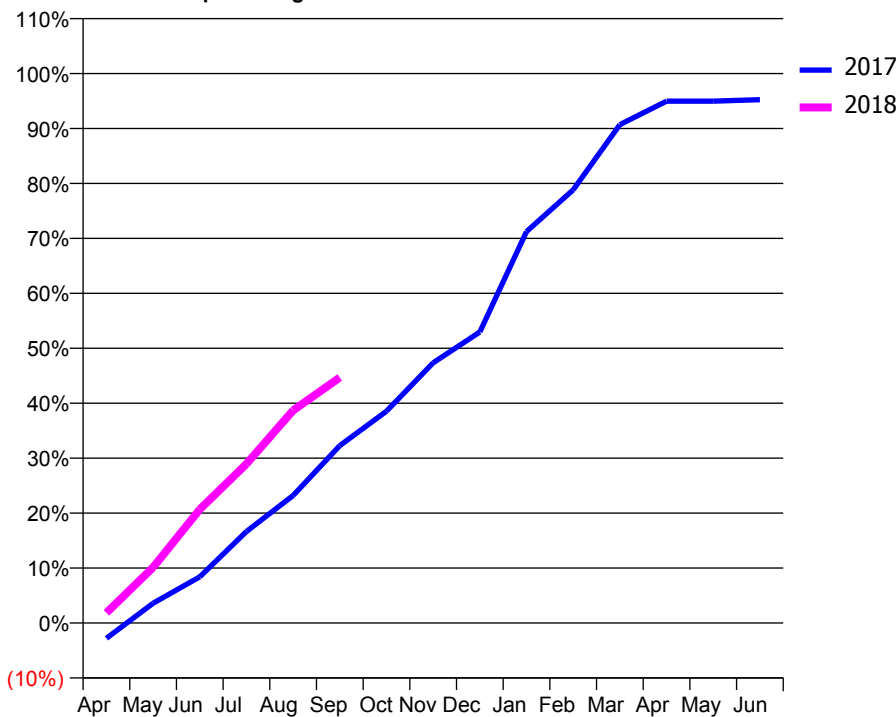
ACCESS*

Patients seen in 24 months	Total	Change since previous quarter
Quarter ending September 2016	377	
Quarter ending December 2016	368	↓
Quarter ending March 2017	369	→
Quarter ending June 2017	362	↓
Quarter ending September 2017	355	↓
Variance since September 2016	(5.8%)	↓



ACTIVITY

Cumulative percentage of contracted UDA delivered 2017 & 2018



Month	Adjusted Scheduled Activity (UDA)	
	2017	2018
April	-21	14
May	27	76
June	63	155
July	125	217
August	174	290
September	242	335
October	289	
November	355	
December	397	
January	534	
February	591	
March	680	
April	712	
May	712	
June	714	

QUALITY

	Quantity	Base Number	Contract	AT	Region	England
% of FP17s for the same patient ID Re-attending within 3 months - Children	11	164	6.7%	10.1%	11.4%	11.9%
% of FP17s for the same patient ID Re-attending within 3 months - Adults	5	79	6.3%	14.7%	15.7%	15.9%
% of FP17s for the same patient ID Re-attending between 3 & 9 months - Children	112	164	68.3%	60.5%	60.6%	58.1%
% of FP17s for the same patient ID Re-attending between 3 & 9 months - Adults	55	79	69.6%	52.1%	52.0%	50.6%
% of FP17s for Band 1 Urgent Courses	1	222	0.5%	9.9%	9.6%	9.1%
% of FP17s Relating to Free Repair or Replacements	0	222	0.0%	0.6%	0.7%	0.8%
% of FP17s Relating to Continuations	6	222	2.7%	1.1%	1.0%	1.1%
% of Patients satisfied with the dentistry they have received	0	0	N/A	92.2%	91.6%	91.4%
% of Patients satisfied with the time they had to wait for an appointment	0	0	N/A	87.8%	87.9%	87.7%

* This is based on patients treated on this contract for their most recent course of treatment. Figures in italics indicate the base number of FP17s or Patient Questionnaire responses are less than 100. N/A is shown where the base number of responses is less than 10 during the period. % is calculated as Quantity/Base number*100

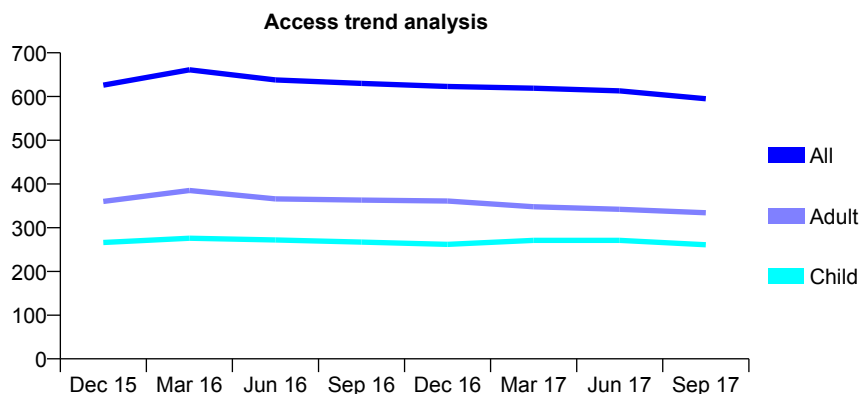
Q70 - Vital Signs At a Glance Contract Report for 847976/0001 - September 2017

Name or company name	MS P SAMADZADEH-YAGHINI
Contract type name	GDS Contract
Purpose of contract	General
Contract start date	01/04/2006
Contract end date	

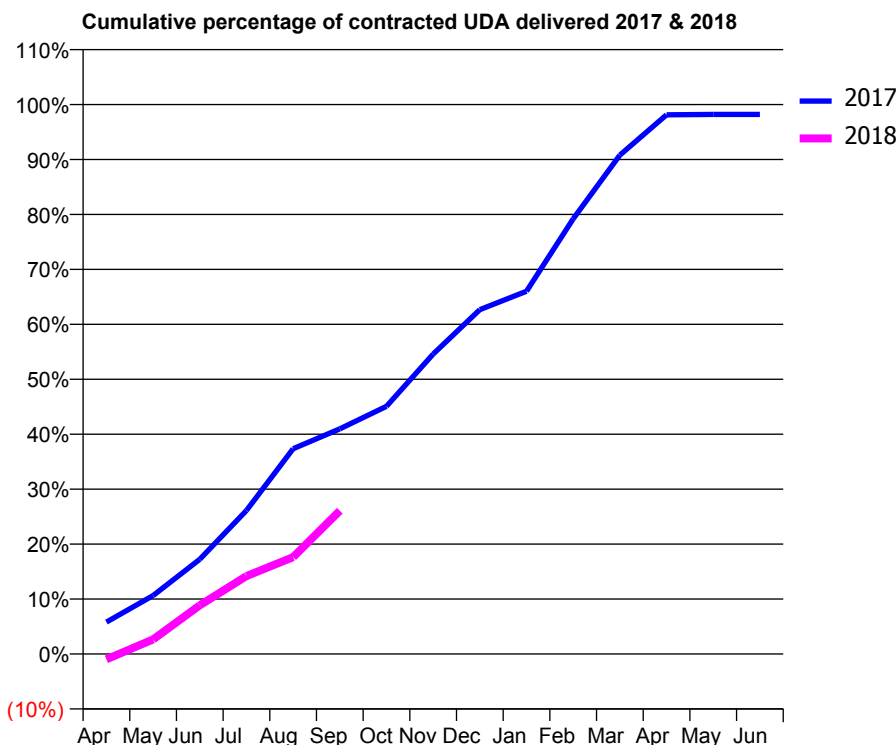
17/18 Contracted general activity (UDA)	2,492
Carry forward general activity (UDA)	44
17/18 Contracted orthodontic activity (UOA)	0
Carry forward orthodontic activity (UOA)	0
Baseline contract value	£56,081.21

ACCESS*

Patients seen in 24 months	Total	Change since previous quarter
Quarter ending September 2016	630	
Quarter ending December 2016	623	↓
Quarter ending March 2017	619	→
Quarter ending June 2017	613	→
Quarter ending September 2017	595	↓
Variance since September 2016	(5.6%)	↓



ACTIVITY



Month	Adjusted Scheduled Activity (UDA)	
	2017	2018
April	145	-24
May	265	66
June	430	221
July	651	354
August	931	439
September	1,021	650
October	1,123	
November	1,361	
December	1,562	
January	1,645	
February	1,974	
March	2,262	
April	2,445	
May	2,447	
June	2,447	

QUALITY

	Quantity	Base Number	Contract	AT	Region	England
% of FP17s for the same patient ID Re-attending within 3 months - Children	26	179	14.5%	10.1%	11.4%	11.9%
% of FP17s for the same patient ID Re-attending within 3 months - Adults	26	205	12.7%	14.7%	15.7%	15.9%
% of FP17s for the same patient ID Re-attending between 3 & 9 months - Children	112	179	62.6%	60.5%	60.6%	58.1%
% of FP17s for the same patient ID Re-attending between 3 & 9 months - Adults	146	205	71.2%	52.1%	52.0%	50.6%
% of FP17s for Band 1 Urgent Courses	23	333	6.9%	9.9%	9.6%	9.1%
% of FP17s Relating to Free Repair or Replacements	1	333	0.3%	0.6%	0.7%	0.8%
% of FP17s Relating to Continuations	0	333	0.0%	1.1%	1.0%	1.1%
% of Patients satisfied with the dentistry they have received	1	1	N/A	92.2%	91.6%	91.4%
% of Patients satisfied with the time they had to wait for an appointment	1	1	N/A	87.8%	87.9%	87.7%

* This is based on patients treated on this contract for their most recent course of treatment. Figures in italics indicate the base number of FP17s or Patient Questionnaire responses are less than 100. N/A is shown where the base number of responses is less than 10 during the period. % is calculated as Quantity/Base number*100

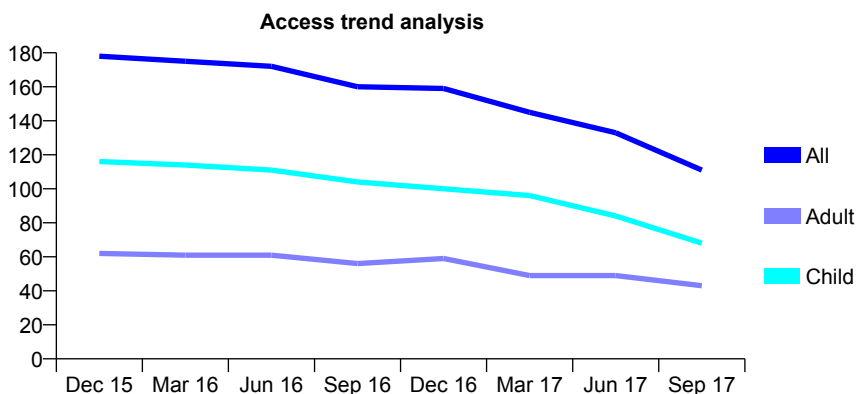
Q70 - Vital Signs At a Glance Contract Report for 856843/0001 - September 2017

Name or company name	MISS RK HARTOG
Contract type name	GDS Contract
Purpose of contract	General
Contract start date	01/04/2006
Contract end date	30/04/2017

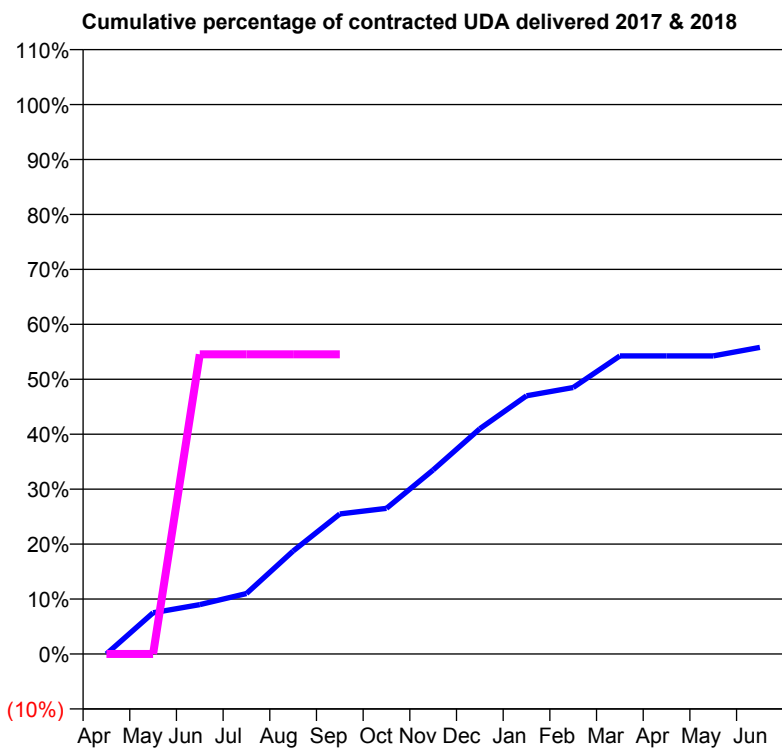
17/18 Contracted general activity (UDA)	33
Carry forward general activity (UDA)	0
17/18 Contracted orthodontic activity (UOA)	0
Carry forward orthodontic activity (UOA)	0
Baseline contract value	£848.59

ACCESS*

Patients seen in 24 months	Total	Change since previous quarter
Quarter ending September 2016	160	
Quarter ending December 2016	159	→
Quarter ending March 2017	145	↓
Quarter ending June 2017	133	↓
Quarter ending September 2017	111	↓
Variance since September 2016	(30.6%)	↓



ACTIVITY



Month	Adjusted Scheduled Activity (UDA)	
	2017	2018
April	0	0
May	30	0
June	36	18
July	44	18
August	75	18
September	102	18
October	106	
November	134	
December	164	
January	188	
February	194	
March	217	
April	217	
May	217	
June	223	

QUALITY

	Quantity	Base Number	Contract	AT	Region	England
% of FP17s for the same patient ID Re-attending within 3 months - Children	1	17	5.9%	10.1%	11.4%	11.9%
% of FP17s for the same patient ID Re-attending within 3 months - Adults	0	4	0.0%	14.7%	15.7%	15.9%
% of FP17s for the same patient ID Re-attending between 3 & 9 months - Children	11	17	64.7%	60.5%	60.6%	58.1%
% of FP17s for the same patient ID Re-attending between 3 & 9 months - Adults	3	4	75.0%	52.1%	52.0%	50.6%
% of FP17s for Band 1 Urgent Courses	0	16	0.0%	9.9%	9.6%	9.1%
% of FP17s Relating to Free Repair or Replacements	0	16	0.0%	0.6%	0.7%	0.8%
% of FP17s Relating to Continuations	0	16	0.0%	1.1%	1.0%	1.1%
% of Patients satisfied with the dentistry they have received	0	0	N/A	92.2%	91.6%	91.4%
% of Patients satisfied with the time they had to wait for an appointment	0	0	N/A	87.8%	87.9%	87.7%

* This is based on patients treated on this contract for their most recent course of treatment. Figures in italics indicate the base number of FP17s or Patient Questionnaire responses are less than 100. N/A is shown where the base number of responses is less than 10 during the period. % is calculated as Quantity/Base number*100

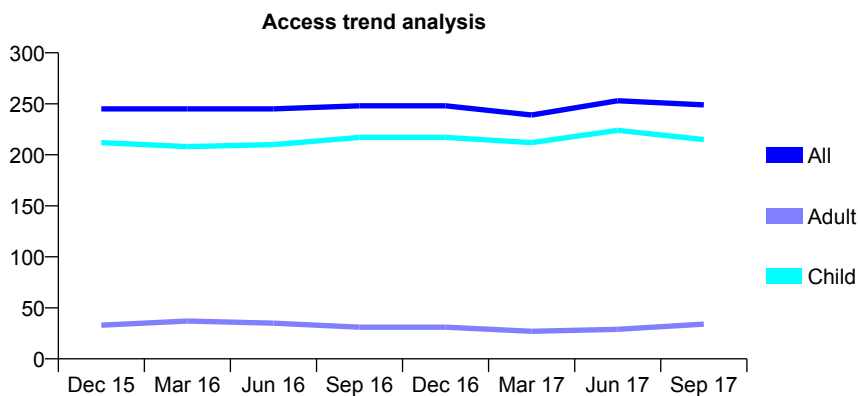
Q70 - Vital Signs At a Glance Contract Report for 861782/0001 - September 2017

Name or company name	MR AJ SMALES
Contract type name	GDS Contract
Purpose of contract	General
Contract start date	01/08/2008
Contract end date	

17/18 Contracted general activity (UDA)	691
Carry forward general activity (UDA)	0
17/18 Contracted orthodontic activity (UOA)	0
Carry forward orthodontic activity (UOA)	0
Baseline contract value	£19,789.52

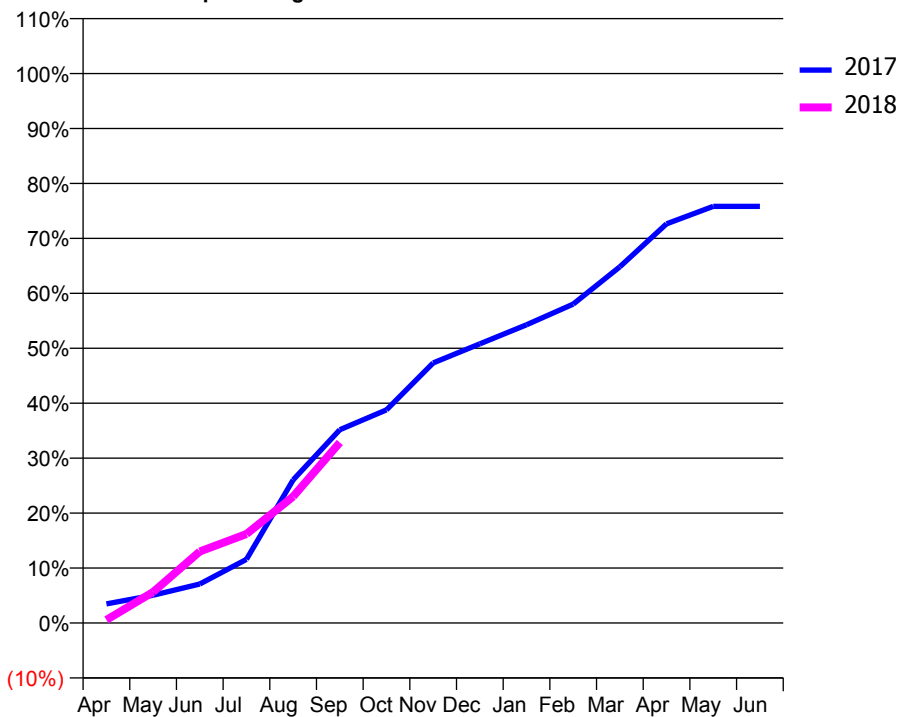
ACCESS*

Patients seen in 24 months	Total	Change since previous quarter
Quarter ending September 2016	248	
Quarter ending December 2016	248	→
Quarter ending March 2017	239	↓
Quarter ending June 2017	253	↑
Quarter ending September 2017	249	↓
Variance since September 2016	0.4%	→



ACTIVITY

Cumulative percentage of contracted UDA delivered 2017 & 2018



Adjusted Scheduled Activity (UDA)

Month	2017	2018
April	24	4
May	35	39
June	49	90
July	80	112
August	180	159
September	243	227
October	268	
November	327	
December	351	
January	375	
February	401	
March	448	
April	502	
May	524	
June	524	

QUALITY

	Quantity	Base Number	Contract	AT	Region	England
% of FP17s for the same patient ID Re-attending within 3 months - Children	11	130	8.5%	10.1%	11.4%	11.9%
% of FP17s for the same patient ID Re-attending within 3 months - Adults	0	13	0.0%	14.7%	15.7%	15.9%
% of FP17s for the same patient ID Re-attending between 3 & 9 months - Children	42	130	32.3%	60.5%	60.6%	58.1%
% of FP17s for the same patient ID Re-attending between 3 & 9 months - Adults	6	13	46.2%	52.1%	52.0%	50.6%
% of FP17s for Band 1 Urgent Courses	0	104	0.0%	9.9%	9.6%	9.1%
% of FP17s Relating to Free Repair or Replacements	0	104	0.0%	0.6%	0.7%	0.8%
% of FP17s Relating to Continuations	1	104	1.0%	1.1%	1.0%	1.1%
% of Patients satisfied with the dentistry they have received	0	0	N/A	92.2%	91.6%	91.4%
% of Patients satisfied with the time they had to wait for an appointment	0	0	N/A	87.8%	87.9%	87.7%

* This is based on patients treated on this contract for their most recent course of treatment. Figures in italics indicate the base number of FP17s or Patient Questionnaire responses are less than 100. N/A is shown where the base number of responses is less than 10 during the period. % is calculated as Quantity/Base number*100

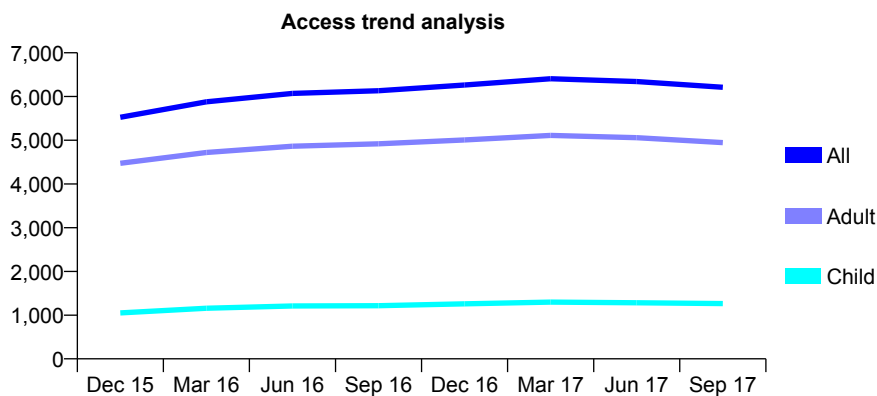
Q70 - Vital Signs At a Glance Contract Report for 864692/0002 - September 2017

Name or company name	WIGHT DENTAL CARE LIMITED
Contract type name	GDS Contract
Purpose of contract	General
Contract start date	01/04/2014
Contract end date	

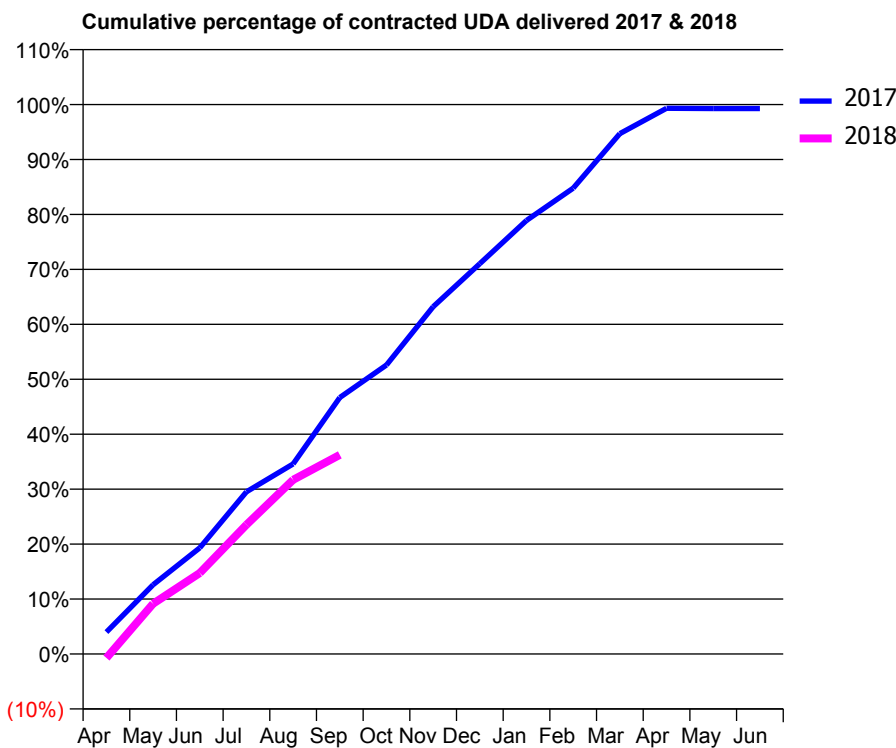
17/18 Contracted general activity (UDA)	22,044
Carry forward general activity (UDA)	161
17/18 Contracted orthodontic activity (UOA)	0
Carry forward orthodontic activity (UOA)	0
Baseline contract value	£511,060.93

ACCESS*

Patients seen in 24 months	Total	Change since previous quarter
Quarter ending September 2016	6,132	
Quarter ending December 2016	6,264	↑
Quarter ending March 2017	6,408	↑
Quarter ending June 2017	6,344	→
Quarter ending September 2017	6,211	↓
Variance since September 2016	1.3%	→



ACTIVITY



Month	Adjusted Scheduled Activity (UDA)	
	2017	2018
April	878	-161
May	2,782	2,020
June	4,259	3,250
July	6,506	5,189
August	7,627	6,987
September	10,289	7,990
October	11,595	
November	13,934	
December	15,660	
January	17,393	
February	18,688	
March	20,876	
April	21,893	
May	21,883	
June	21,883	

QUALITY

	Quantity	Base Number	Contract	AT	Region	England
% of FP17s for the same patient ID Re-attending within 3 months - Children	28	803	3.5%	10.1%	11.4%	11.9%
% of FP17s for the same patient ID Re-attending within 3 months - Adults	276	2,915	9.5%	14.7%	15.7%	15.9%
% of FP17s for the same patient ID Re-attending between 3 & 9 months - Children	515	803	64.1%	60.5%	60.6%	58.1%
% of FP17s for the same patient ID Re-attending between 3 & 9 months - Adults	1,763	2,915	60.5%	52.1%	52.0%	50.6%
% of FP17s for Band 1 Urgent Courses	211	3,381	6.2%	9.9%	9.6%	9.1%
% of FP17s Relating to Free Repair or Replacements	10	3,381	0.3%	0.6%	0.7%	0.8%
% of FP17s Relating to Continuations	27	3,381	0.8%	1.1%	1.0%	1.1%
% of Patients satisfied with the dentistry they have received	11	11	100.0%	92.2%	91.6%	91.4%
% of Patients satisfied with the time they had to wait for an appointment	9	11	81.8%	87.8%	87.9%	87.7%

* This is based on patients treated on this contract for their most recent course of treatment. Figures in italics indicate the base number of FP17s or Patient Questionnaire responses are less than 100. N/A is shown where the base number of responses is less than 10 during the period. % is calculated as Quantity/Base number*100

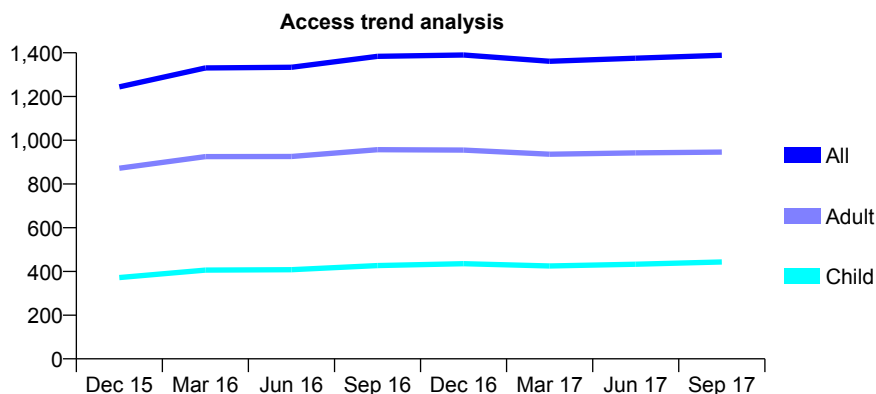
Q70 - Vital Signs At a Glance Contract Report for 875104/0001 - September 2017

Name or company name	MRS RM REDKA
Contract type name	GDS Contract
Purpose of contract	General
Contract start date	15/06/2008
Contract end date	

17/18 Contracted general activity (UDA)	6,000
Carry forward general activity (UDA)	0
17/18 Contracted orthodontic activity (UOA)	0
Carry forward orthodontic activity (UOA)	0
Baseline contract value	£136,938.77

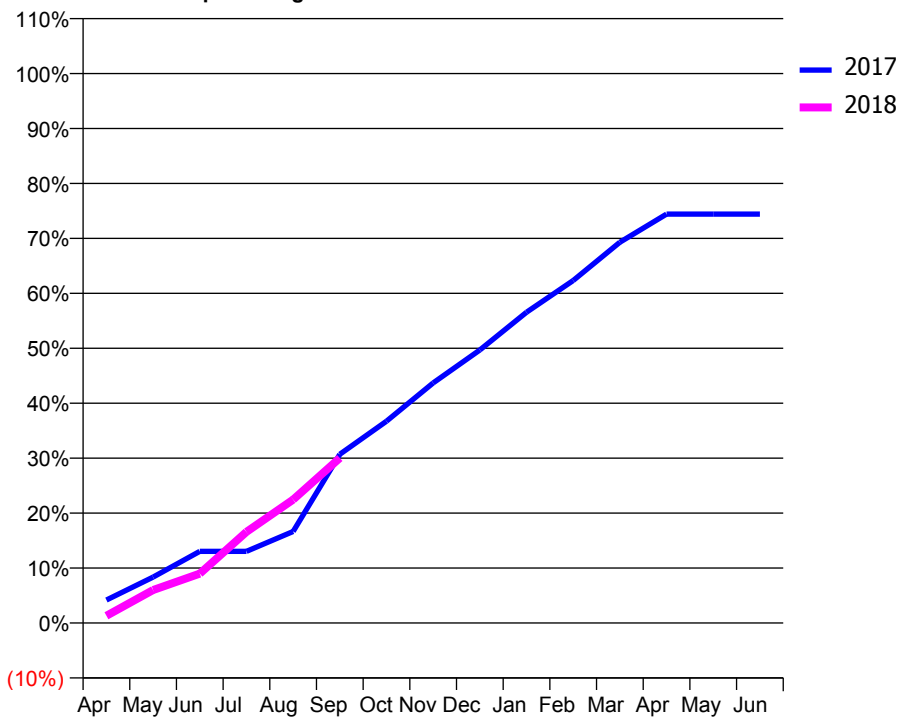
ACCESS*

Patients seen in 24 months	Total	Change since previous quarter
Quarter ending September 2016	1,384	
Quarter ending December 2016	1,390	→
Quarter ending March 2017	1,361	↓
Quarter ending June 2017	1,375	→
Quarter ending September 2017	1,389	→
Variance since September 2016	0.4%	→



ACTIVITY

Cumulative percentage of contracted UDA delivered 2017 & 2018



Adjusted Scheduled Activity (UDA)

Month	2017	2018
April	314	79
May	627	360
June	978	539
July	978	995
August	1,250	1,348
September	2,304	1,802
October	2,755	
November	3,277	
December	3,727	
January	4,242	
February	4,674	
March	5,198	
April	5,580	
May	5,580	
June	5,580	

QUALITY

	Quantity	Base Number	Contract	AT	Region	England
% of FP17s for the same patient ID Re-attending within 3 months - Children	30	329	9.1%	10.1%	11.4%	11.9%
% of FP17s for the same patient ID Re-attending within 3 months - Adults	96	580	16.6%	14.7%	15.7%	15.9%
% of FP17s for the same patient ID Re-attending between 3 & 9 months - Children	208	329	63.2%	60.5%	60.6%	58.1%
% of FP17s for the same patient ID Re-attending between 3 & 9 months - Adults	350	580	60.3%	52.1%	52.0%	50.6%
% of FP17s for Band 1 Urgent Courses	105	792	13.3%	9.9%	9.6%	9.1%
% of FP17s Relating to Free Repair or Replacements	0	792	0.0%	0.6%	0.7%	0.8%
% of FP17s Relating to Continuations	0	792	0.0%	1.1%	1.0%	1.1%
% of Patients satisfied with the dentistry they have received	2	3	N/A	92.2%	91.6%	91.4%
% of Patients satisfied with the time they had to wait for an appointment	2	3	N/A	87.8%	87.9%	87.7%

* This is based on patients treated on this contract for their most recent course of treatment. Figures in italics indicate the base number of FP17s or Patient Questionnaire responses are less than 100. N/A is shown where the base number of responses is less than 10 during the period. % is calculated as Quantity/Base number*100

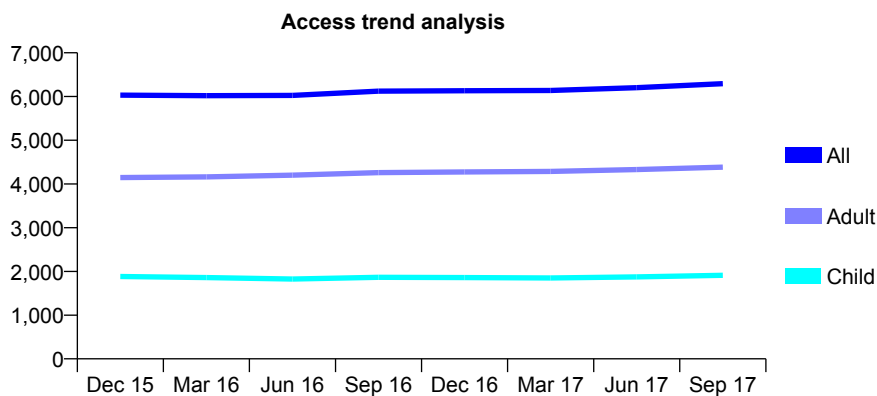
Q70 - Vital Signs At a Glance Contract Report for 901849/0003 - September 2017

Name or company name	MR MM LALJEE
Contract type name	GDS Contract
Purpose of contract	General
Contract start date	02/04/2012
Contract end date	

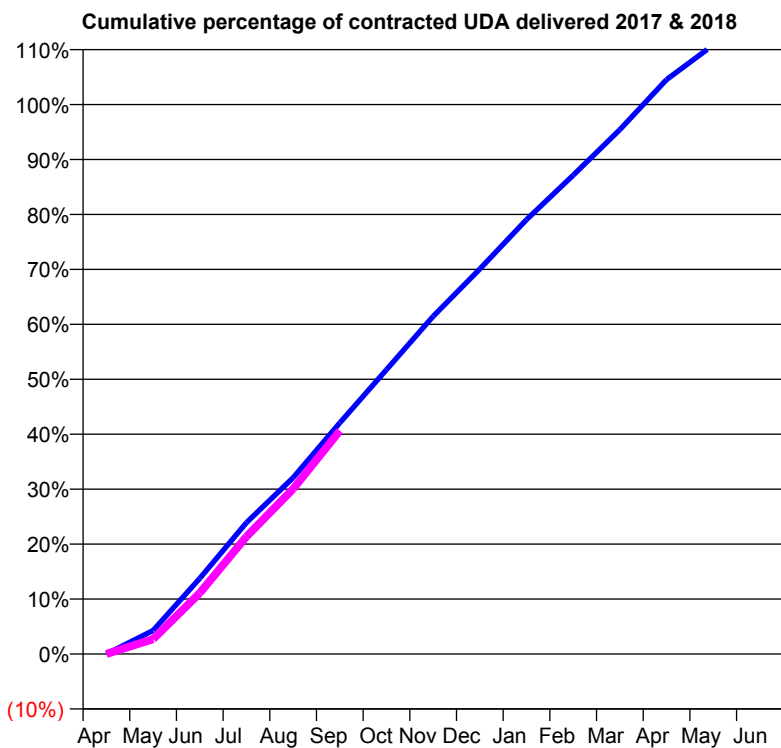
17/18 Contracted general activity (UDA)	13,300
Carry forward general activity (UDA)	0
17/18 Contracted orthodontic activity (UOA)	0
Carry forward orthodontic activity (UOA)	0
Baseline contract value	£363,213.89

ACCESS*

Patients seen in 24 months	Total	Change since previous quarter
Quarter ending September 2016	6,124	
Quarter ending December 2016	6,133	→
Quarter ending March 2017	6,139	→
Quarter ending June 2017	6,202	→
Quarter ending September 2017	6,295	→
Variance since September 2016	2.8%	↑



ACTIVITY



Adjusted Scheduled Activity (UDA)		
Month	2017	2018
April	0	0
May	569	360
June	1,832	1,476
July	3,182	2,841
August	4,268	3,999
September	5,594	5,404
October	6,882	
November	8,174	
December	9,319	
January	10,513	
February	11,588	
March	12,692	
April	13,904	
May	14,739	
June	14,742	

QUALITY

	Quantity	Base Number	Contract	AT	Region	England
% of FP17s for the same patient ID Re-attending within 3 months - Children	78	1,672	4.7%	10.1%	11.4%	11.9%
% of FP17s for the same patient ID Re-attending within 3 months - Adults	283	2,882	9.8%	14.7%	15.7%	15.9%
% of FP17s for the same patient ID Re-attending between 3 & 9 months - Children	1,213	1,672	72.5%	60.5%	60.6%	58.1%
% of FP17s for the same patient ID Re-attending between 3 & 9 months - Adults	1,218	2,882	42.3%	52.1%	52.0%	50.6%
% of FP17s for Band 1 Urgent Courses	169	3,306	5.1%	9.9%	9.6%	9.1%
% of FP17s Relating to Free Repair or Replacements	12	3,306	0.4%	0.6%	0.7%	0.8%
% of FP17s Relating to Continuations	47	3,306	1.4%	1.1%	1.0%	1.1%
% of Patients satisfied with the dentistry they have received	1	1	N/A	92.2%	91.6%	91.4%
% of Patients satisfied with the time they had to wait for an appointment	0	1	N/A	87.8%	87.9%	87.7%

* This is based on patients treated on this contract for their most recent course of treatment. Figures in italics indicate the base number of FP17s or Patient Questionnaire responses are less than 100. N/A is shown where the base number of responses is less than 10 during the period. % is calculated as Quantity/Base number*100

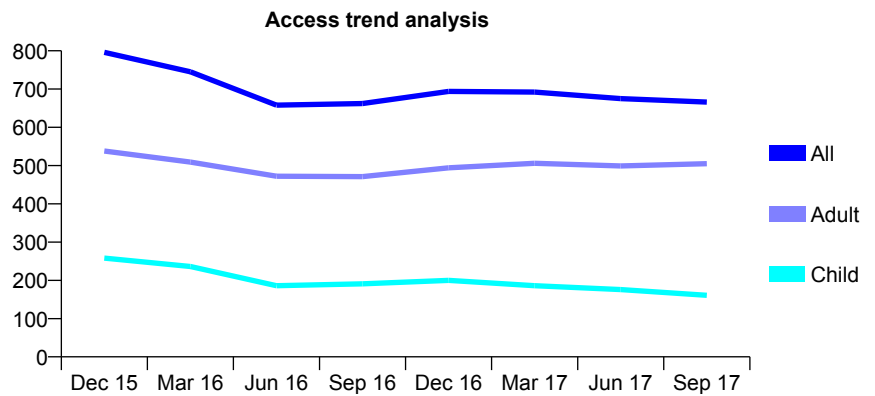
Q70 - Vital Signs At a Glance Contract Report for 905968/0001 - September 2017

Name or company name	MR A MCGROARTY
Contract type name	GDS Contract
Purpose of contract	General
Contract start date	01/04/2006
Contract end date	

17/18 Contracted general activity (UDA)	2,250
Carry forward general activity (UDA)	0
17/18 Contracted orthodontic activity (UOA)	0
Carry forward orthodontic activity (UOA)	0
Baseline contract value	£49,105.85

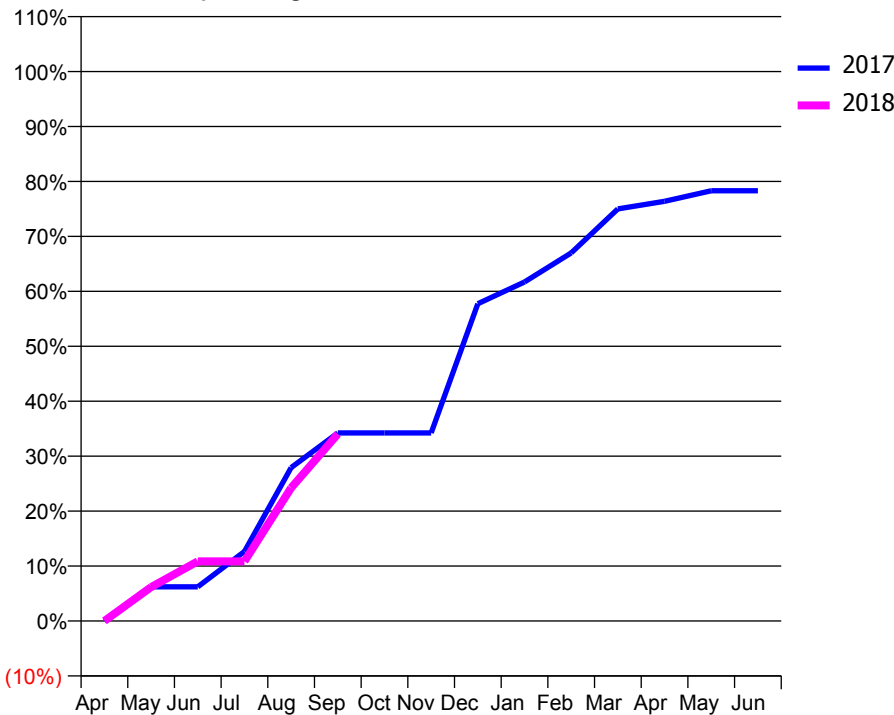
ACCESS*

Patients seen in 24 months	Total	Change since previous quarter
Quarter ending September 2016	662	
Quarter ending December 2016	694	↑
Quarter ending March 2017	692	→
Quarter ending June 2017	675	↓
Quarter ending September 2017	666	↓
Variance since September 2016	0.6%	→



ACTIVITY

Cumulative percentage of contracted UDA delivered 2017 & 2018



Month	Adjusted Scheduled Activity (UDA)	
	2017	2018
April	0	0
May	140	139
June	140	244
July	285	244
August	628	545
September	770	766
October	770	
November	770	
December	1,299	
January	1,388	
February	1,507	
March	1,688	
April	1,719	
May	1,762	
June	1,762	

QUALITY

	Quantity	Base Number	Contract	AT	Region	England
% of FP17s for the same patient ID Re-attending within 3 months - Children	3	152	2.0%	10.1%	11.4%	11.9%
% of FP17s for the same patient ID Re-attending within 3 months - Adults	50	367	13.6%	14.7%	15.7%	15.9%
% of FP17s for the same patient ID Re-attending between 3 & 9 months - Children	115	152	75.7%	60.5%	60.6%	58.1%
% of FP17s for the same patient ID Re-attending between 3 & 9 months - Adults	246	367	67.0%	52.1%	52.0%	50.6%
% of FP17s for Band 1 Urgent Courses	29	468	6.2%	9.9%	9.6%	9.1%
% of FP17s Relating to Free Repair or Replacements	0	468	0.0%	0.6%	0.7%	0.8%
% of FP17s Relating to Continuations	2	468	0.4%	1.1%	1.0%	1.1%
% of Patients satisfied with the dentistry they have received	1	1	N/A	92.2%	91.6%	91.4%
% of Patients satisfied with the time they had to wait for an appointment	1	1	N/A	87.8%	87.9%	87.7%

* This is based on patients treated on this contract for their most recent course of treatment. Figures in italics indicate the base number of FP17s or Patient Questionnaire responses are less than 100. N/A is shown where the base number of responses is less than 10 during the period. % is calculated as Quantity/Base number*100

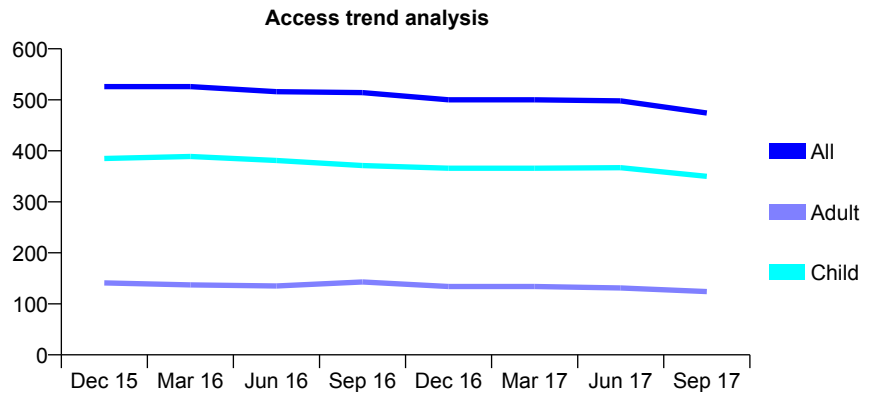
Q70 - Vital Signs At a Glance Contract Report for 906530/0001 - September 2017

Name or company name	MR SG PARDOE
Contract type name	GDS Contract
Purpose of contract	General
Contract start date	01/04/2006
Contract end date	

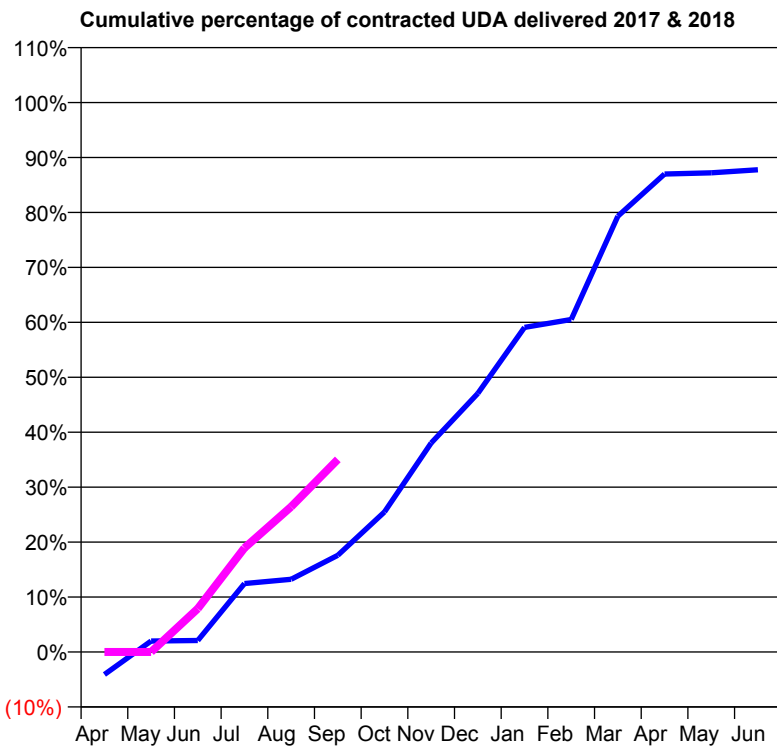
17/18 Contracted general activity (UDA)	760
Carry forward general activity (UDA)	0
17/18 Contracted orthodontic activity (UOA)	0
Carry forward orthodontic activity (UOA)	0
Baseline contract value	£17,745.92

ACCESS*

Patients seen in 24 months	Total	Change since previous quarter
Quarter ending September 2016	514	
Quarter ending December 2016	500	↓
Quarter ending March 2017	500	→
Quarter ending June 2017	498	→
Quarter ending September 2017	474	↓
Variance since September 2016	(7.8%)	↓



ACTIVITY



Month	Adjusted Scheduled Activity (UDA)	
	2017	2018
April	-37	0
May	18	0
June	19	60
July	112	144
August	119	201
September	158	266
October	229	
November	342	
December	424	
January	532	
February	545	
March	714	
April	783	
May	785	
June	790	

QUALITY

	Quantity	Base Number	Contract	AT	Region	England
% of FP17s for the same patient ID Re-attending within 3 months - Children	5	224	2.2%	10.1%	11.4%	11.9%
% of FP17s for the same patient ID Re-attending within 3 months - Adults	0	49	0.0%	14.7%	15.7%	15.9%
% of FP17s for the same patient ID Re-attending between 3 & 9 months - Children	150	224	67.0%	60.5%	60.6%	58.1%
% of FP17s for the same patient ID Re-attending between 3 & 9 months - Adults	33	49	67.3%	52.1%	52.0%	50.6%
% of FP17s for Band 1 Urgent Courses	2	213	0.9%	9.9%	9.6%	9.1%
% of FP17s Relating to Free Repair or Replacements	0	213	0.0%	0.6%	0.7%	0.8%
% of FP17s Relating to Continuations	0	213	0.0%	1.1%	1.0%	1.1%
% of Patients satisfied with the dentistry they have received	0	0	N/A	92.2%	91.6%	91.4%
% of Patients satisfied with the time they had to wait for an appointment	0	0	N/A	87.8%	87.9%	87.7%

* This is based on patients treated on this contract for their most recent course of treatment. Figures in italics indicate the base number of FP17s or Patient Questionnaire responses are less than 100. N/A is shown where the base number of responses is less than 10 during the period. % is calculated as Quantity/Base number*100

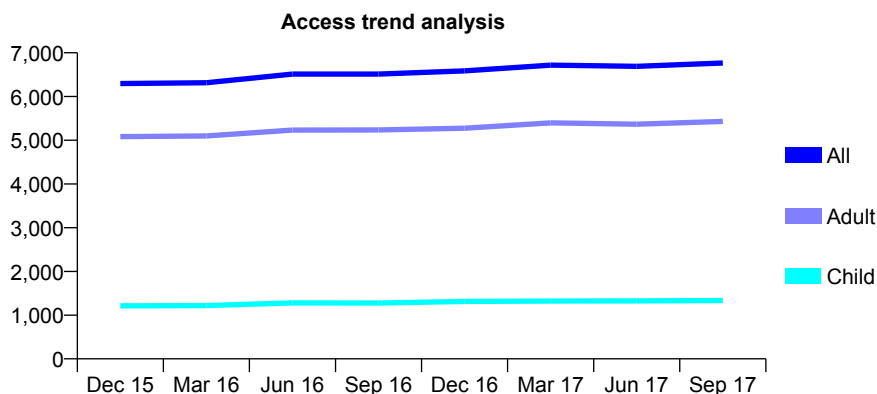
Q70 - Vital Signs At a Glance Contract Report for 911860/0002 - September 2017

Name or company name	MR AM DANBY
Contract type name	GDS Contract
Purpose of contract	General
Contract start date	01/06/2008
Contract end date	

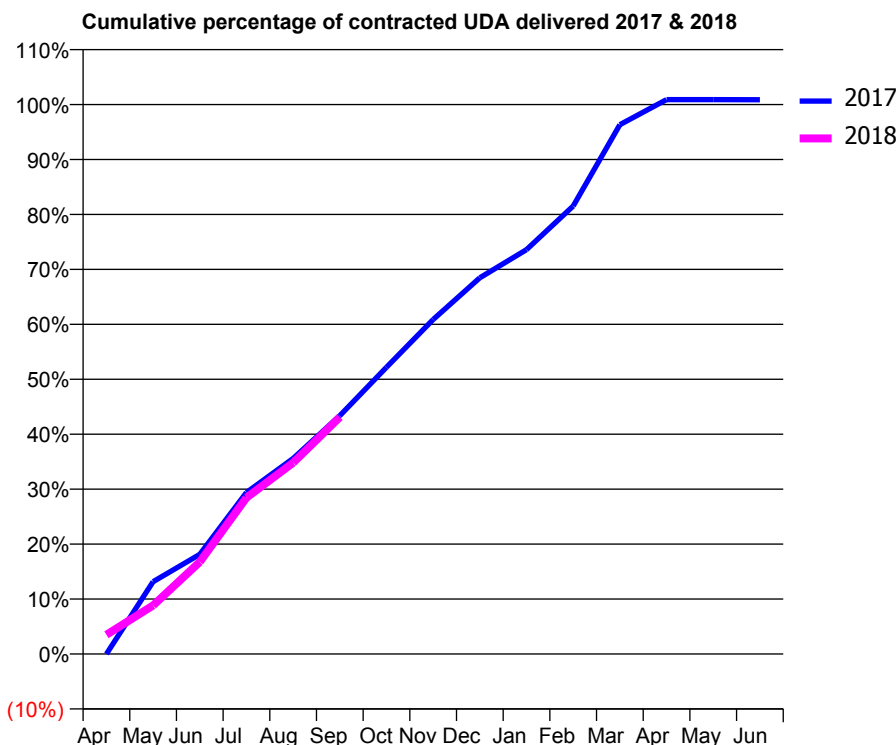
17/18 Contracted general activity (UDA)	15,800
Carry forward general activity (UDA)	0
17/18 Contracted orthodontic activity (UOA)	0
Carry forward orthodontic activity (UOA)	0
Baseline contract value	£443,558.82

ACCESS*

Patients seen in 24 months	Total	Change since previous quarter
Quarter ending September 2016	6,512	
Quarter ending December 2016	6,586	→
Quarter ending March 2017	6,719	↑
Quarter ending June 2017	6,691	→
Quarter ending September 2017	6,766	→
Variance since September 2016	3.9%	↑



ACTIVITY



Month	Adjusted Scheduled Activity (UDA)	
	2017	2018
April	0	552
May	2,079	1,396
June	2,866	2,648
July	4,644	4,495
August	5,624	5,500
September	6,852	6,810
October	8,244	
November	9,618	
December	10,819	
January	11,628	
February	12,883	
March	15,220	
April	15,939	
May	15,939	
June	15,938	

QUALITY

	Quantity	Base Number	Contract	AT	Region	England
% of FP17s for the same patient ID Re-attending within 3 months - Children	53	987	5.4%	10.1%	11.4%	11.9%
% of FP17s for the same patient ID Re-attending within 3 months - Adults	642	4,078	15.7%	14.7%	15.7%	15.9%
% of FP17s for the same patient ID Re-attending between 3 & 9 months - Children	657	987	66.6%	60.5%	60.6%	58.1%
% of FP17s for the same patient ID Re-attending between 3 & 9 months - Adults	2,411	4,078	59.1%	52.1%	52.0%	50.6%
% of FP17s for Band 1 Urgent Courses	410	4,178	9.8%	9.9%	9.6%	9.1%
% of FP17s Relating to Free Repair or Replacements	42	4,178	1.0%	0.6%	0.7%	0.8%
% of FP17s Relating to Continuations	66	4,178	1.6%	1.1%	1.0%	1.1%
% of Patients satisfied with the dentistry they have received	7	7	N/A	92.2%	91.6%	91.4%
% of Patients satisfied with the time they had to wait for an appointment	7	7	N/A	87.8%	87.9%	87.7%

* This is based on patients treated on this contract for their most recent course of treatment. Figures in italics indicate the base number of FP17s or Patient Questionnaire responses are less than 100. N/A is shown where the base number of responses is less than 10 during the period. % is calculated as Quantity/Base number*100

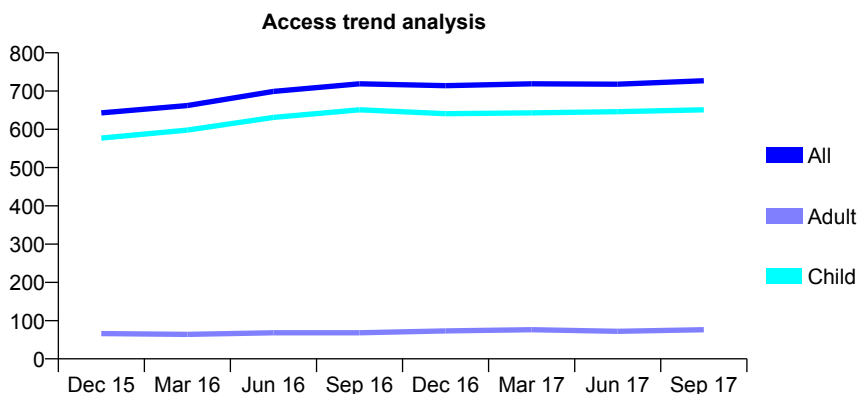
Q70 - Vital Signs At a Glance Contract Report for 913723/0001 - September 2017

Name or company name	MR S TEJA
Contract type name	GDS Contract
Purpose of contract	General
Contract start date	01/04/2006
Contract end date	

17/18 Contracted general activity (UDA)	1,624
Carry forward general activity (UDA)	0
17/18 Contracted orthodontic activity (UOA)	0
Carry forward orthodontic activity (UOA)	0
Baseline contract value	£40,322.80

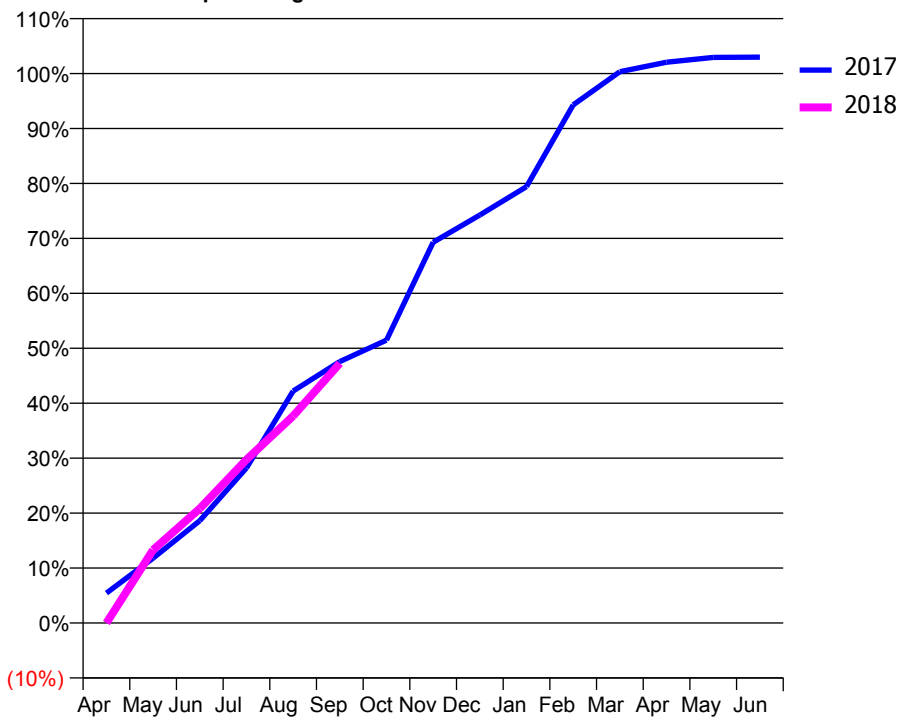
ACCESS*

Patients seen in 24 months	Total	Change since previous quarter
Quarter ending September 2016	719	
Quarter ending December 2016	714	→
Quarter ending March 2017	719	→
Quarter ending June 2017	718	→
Quarter ending September 2017	727	→
Variance since September 2016	1.1%	→



ACTIVITY

Cumulative percentage of contracted UDA delivered 2017 & 2018



Month	Adjusted Scheduled Activity (UDA)	
	2017	2018
April	88	0
May	192	216
June	302	338
July	458	483
August	685	612
September	773	768
October	836	
November	1,125	
December	1,206	
January	1,290	
February	1,531	
March	1,629	
April	1,657	
May	1,671	
June	1,672	

QUALITY

	Quantity	Base Number	Contract	AT	Region	England
% of FP17s for the same patient ID Re-attending within 3 months - Children	50	547	9.1%	10.1%	11.4%	11.9%
% of FP17s for the same patient ID Re-attending within 3 months - Adults	0	12	0.0%	14.7%	15.7%	15.9%
% of FP17s for the same patient ID Re-attending between 3 & 9 months - Children	340	547	62.2%	60.5%	60.6%	58.1%
% of FP17s for the same patient ID Re-attending between 3 & 9 months - Adults	10	12	83.3%	52.1%	52.0%	50.6%
% of FP17s for Band 1 Urgent Courses	28	541	5.2%	9.9%	9.6%	9.1%
% of FP17s Relating to Free Repair or Replacements	0	541	0.0%	0.6%	0.7%	0.8%
% of FP17s Relating to Continuations	0	541	0.0%	1.1%	1.0%	1.1%
% of Patients satisfied with the dentistry they have received	1	1	N/A	92.2%	91.6%	91.4%
% of Patients satisfied with the time they had to wait for an appointment	1	1	N/A	87.8%	87.9%	87.7%

* This is based on patients treated on this contract for their most recent course of treatment. Figures in italics indicate the base number of FP17s or Patient Questionnaire responses are less than 100. N/A is shown where the base number of responses is less than 10 during the period. % is calculated as Quantity/Base number*100

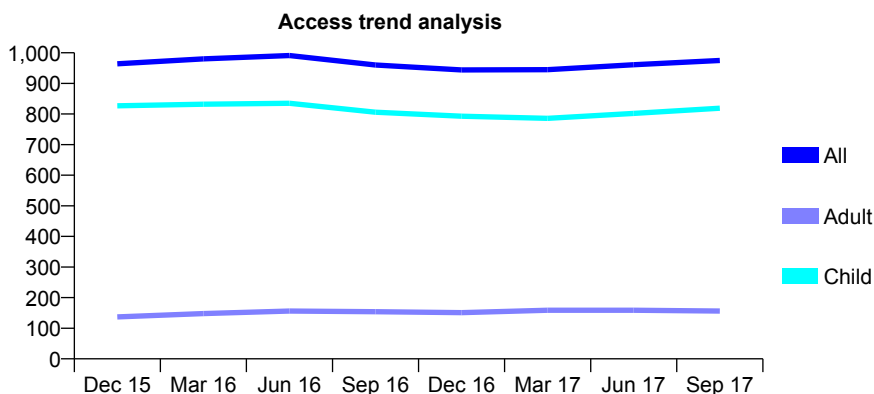
Q70 - Vital Signs At a Glance Contract Report for 915394/0001 - September 2017

Name or company name	MR DR GATES
Contract type name	GDS Contract
Purpose of contract	General and Orthodontic
Contract start date	01/04/2006
Contract end date	

17/18 Contracted general activity (UDA)	2,800
Carry forward general activity (UDA)	75
17/18 Contracted orthodontic activity (UOA)	268
Carry forward orthodontic activity (UOA)	0
Baseline contract value	£89,245.19

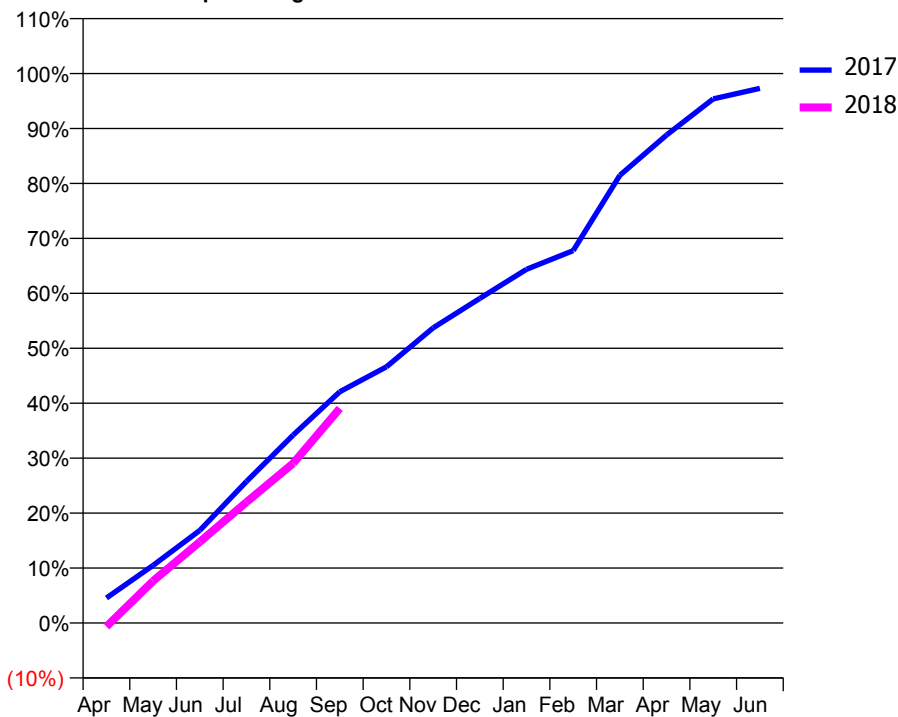
ACCESS*

Patients seen in 24 months	Total	Change since previous quarter
Quarter ending September 2016	960	
Quarter ending December 2016	944	↓
Quarter ending March 2017	945	→
Quarter ending June 2017	961	→
Quarter ending September 2017	975	→
Variance since September 2016	1.6%	→



ACTIVITY

Cumulative percentage of contracted UDA delivered 2017 & 2018



Month	Adjusted Scheduled Activity (UDA)	
	2017	2018
April	128	-19
May	294	214
June	472	413
July	721	616
August	958	813
September	1,179	1,094
October	1,305	
November	1,504	
December	1,654	
January	1,802	
February	1,897	
March	2,281	
April	2,486	
May	2,670	
June	2,725	

QUALITY

	Quantity	Base Number	Contract	AT	Region	England
% of FP17s for the same patient ID Re-attending within 3 months - Children	103	846	12.2%	10.1%	11.4%	11.9%
% of FP17s for the same patient ID Re-attending within 3 months - Adults	10	84	11.9%	14.7%	15.7%	15.9%
% of FP17s for the same patient ID Re-attending between 3 & 9 months - Children	559	846	66.1%	60.5%	60.6%	58.1%
% of FP17s for the same patient ID Re-attending between 3 & 9 months - Adults	60	84	71.4%	52.1%	52.0%	50.6%
% of FP17s for Band 1 Urgent Courses	18	666	2.7%	9.9%	9.6%	9.1%
% of FP17s Relating to Free Repair or Replacements	1	666	0.2%	0.6%	0.7%	0.8%
% of FP17s Relating to Continuations	3	666	0.5%	1.1%	1.0%	1.1%
% of Patients satisfied with the dentistry they have received	6	6	N/A	92.2%	91.6%	91.4%
% of Patients satisfied with the time they had to wait for an appointment	6	6	N/A	87.8%	87.9%	87.7%

* This is based on patients treated on this contract for their most recent course of treatment. Figures in italics indicate the base number of FP17s or Patient Questionnaire responses are less than 100. N/A is shown where the base number of responses is less than 10 during the period. % is calculated as Quantity/Base number*100

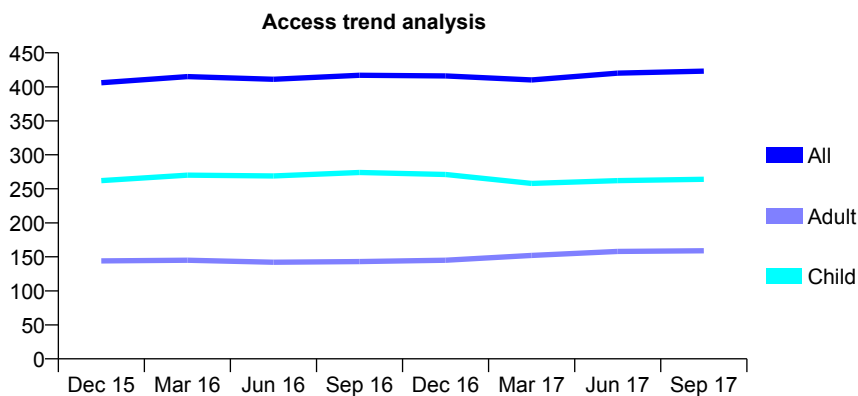
Q70 - Vital Signs At a Glance Contract Report for 917559/0002 - September 2017

Name or company name	MISS AK O'REGAN
Contract type name	GDS Contract
Purpose of contract	General
Contract start date	01/04/2006
Contract end date	

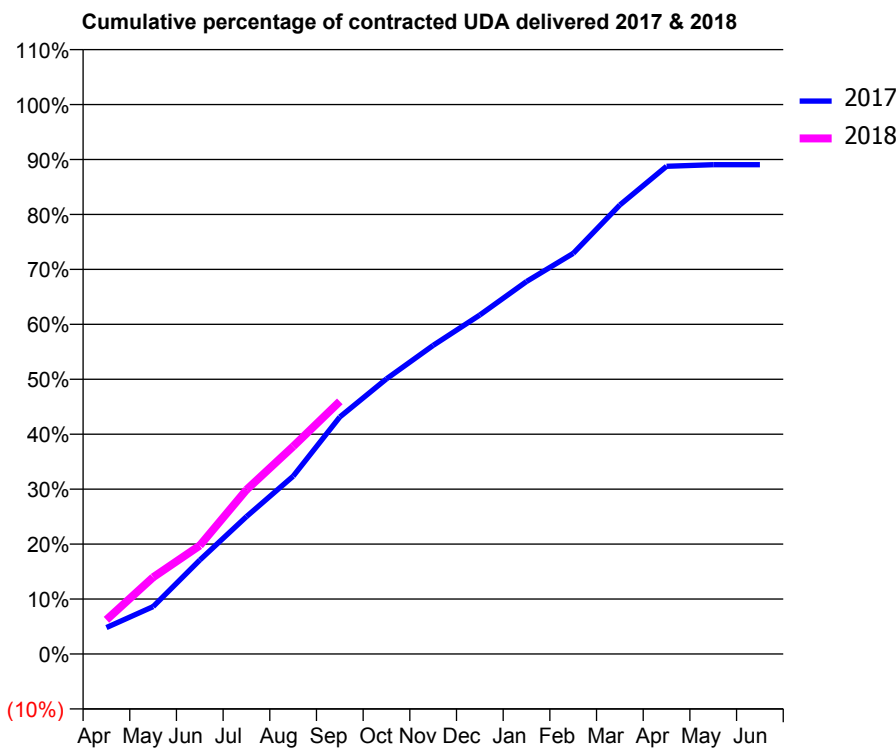
17/18 Contracted general activity (UDA)	950
Carry forward general activity (UDA)	0
17/18 Contracted orthodontic activity (UOA)	0
Carry forward orthodontic activity (UOA)	0
Baseline contract value	£21,640.10

ACCESS*

Patients seen in 24 months	Total	Change since previous quarter
Quarter ending September 2016	417	
Quarter ending December 2016	416	→
Quarter ending March 2017	410	↓
Quarter ending June 2017	420	↑
Quarter ending September 2017	423	→
Variance since September 2016	1.4%	→



ACTIVITY



Adjusted Scheduled Activity (UDA)		
Month	2017	2018
April	53	59
May	95	133
June	188	188
July	275	284
August	356	359
September	475	437
October	551	
November	618	
December	679	
January	746	
February	802	
March	899	
April	976	
May	979	
June	979	

QUALITY

	Quantity	Base Number	Contract	AT	Region	England
% of FP17s for the same patient ID Re-attending within 3 months - Children	11	227	4.8%	10.1%	11.4%	11.9%
% of FP17s for the same patient ID Re-attending within 3 months - Adults	7	88	8.0%	14.7%	15.7%	15.9%
% of FP17s for the same patient ID Re-attending between 3 & 9 months - Children	135	227	59.5%	60.5%	60.6%	58.1%
% of FP17s for the same patient ID Re-attending between 3 & 9 months - Adults	40	88	45.5%	52.1%	52.0%	50.6%
% of FP17s for Band 1 Urgent Courses	4	272	1.5%	9.9%	9.6%	9.1%
% of FP17s Relating to Free Repair or Replacements	0	272	0.0%	0.6%	0.7%	0.8%
% of FP17s Relating to Continuations	4	272	1.5%	1.1%	1.0%	1.1%
% of Patients satisfied with the dentistry they have received	0	0	N/A	92.2%	91.6%	91.4%
% of Patients satisfied with the time they had to wait for an appointment	0	0	N/A	87.8%	87.9%	87.7%

* This is based on patients treated on this contract for their most recent course of treatment. Figures in italics indicate the base number of FP17s or Patient Questionnaire responses are less than 100. N/A is shown where the base number of responses is less than 10 during the period. % is calculated as Quantity/Base number*100

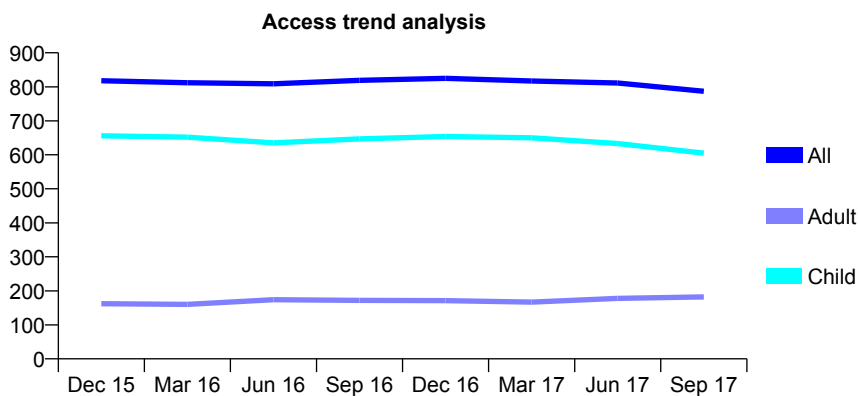
Q70 - Vital Signs At a Glance Contract Report for 919454/0001 - September 2017

Name or company name	MR BR TAYLOR
Contract type name	GDS Contract
Purpose of contract	General
Contract start date	01/04/2006
Contract end date	

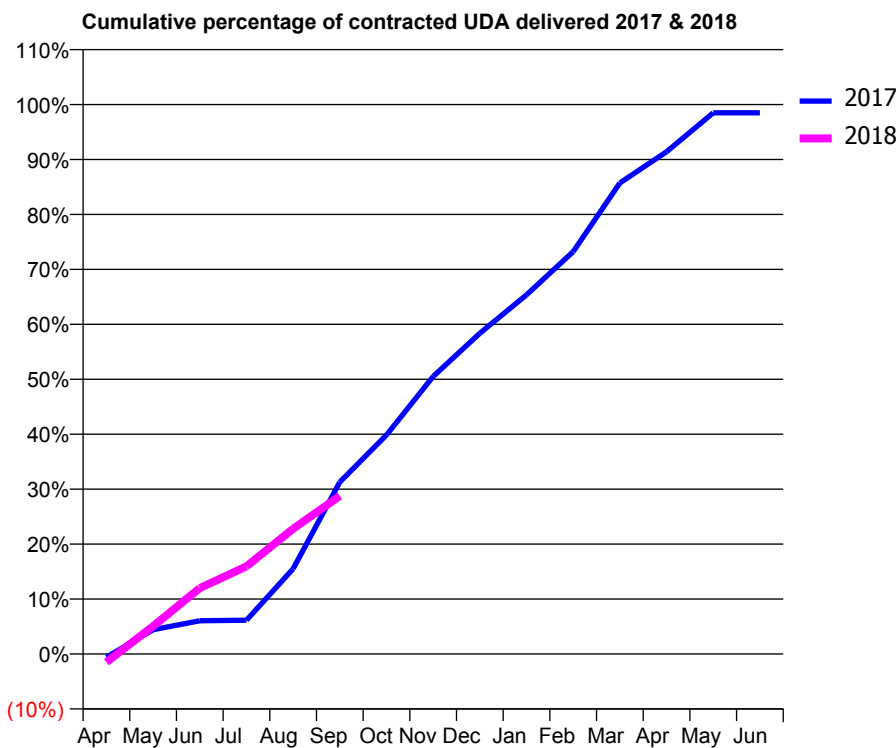
17/18 Contracted general activity (UDA)	2,335
Carry forward general activity (UDA)	35
17/18 Contracted orthodontic activity (UOA)	0
Carry forward orthodontic activity (UOA)	0
Baseline contract value	£71,752.57

ACCESS*

Patients seen in 24 months	Total	Change since previous quarter
Quarter ending September 2016	819	
Quarter ending December 2016	825	→
Quarter ending March 2017	817	→
Quarter ending June 2017	811	→
Quarter ending September 2017	787	↓
Variance since September 2016	(3.9%)	↓



ACTIVITY



Adjusted Scheduled Activity (UDA)		
Month	2017	2018
April	-14	-35
May	103	118
June	142	280
July	144	373
August	363	533
September	731	672
October	931	
November	1,179	
December	1,363	
January	1,526	
February	1,710	
March	2,002	
April	2,134	
May	2,299	
June	2,299	

QUALITY

	Quantity	Base Number	Contract	AT	Region	England
% of FP17s for the same patient ID Re-attending within 3 months - Children	19	469	4.1%	10.1%	11.4%	11.9%
% of FP17s for the same patient ID Re-attending within 3 months - Adults	4	71	5.6%	14.7%	15.7%	15.9%
% of FP17s for the same patient ID Re-attending between 3 & 9 months - Children	348	469	74.2%	60.5%	60.6%	58.1%
% of FP17s for the same patient ID Re-attending between 3 & 9 months - Adults	40	71	56.3%	52.1%	52.0%	50.6%
% of FP17s for Band 1 Urgent Courses	8	419	1.9%	9.9%	9.6%	9.1%
% of FP17s Relating to Free Repair or Replacements	0	419	0.0%	0.6%	0.7%	0.8%
% of FP17s Relating to Continuations	0	419	0.0%	1.1%	1.0%	1.1%
% of Patients satisfied with the dentistry they have received	3	3	N/A	92.2%	91.6%	91.4%
% of Patients satisfied with the time they had to wait for an appointment	3	3	N/A	87.8%	87.9%	87.7%

* This is based on patients treated on this contract for their most recent course of treatment. Figures in italics indicate the base number of FP17s or Patient Questionnaire responses are less than 100. N/A is shown where the base number of responses is less than 10 during the period. % is calculated as Quantity/Base number*100

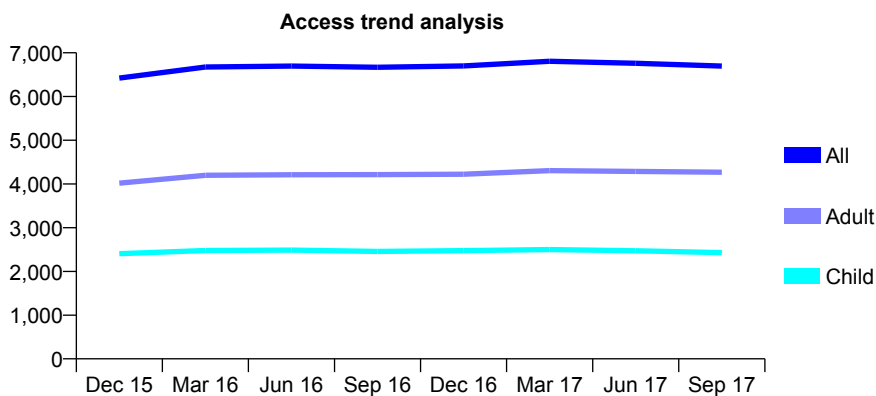
Q70 - Vital Signs At a Glance Contract Report for 919594/0001 - September 2017

Name or company name	MR AC MCLEAN
Contract type name	GDS Contract
Purpose of contract	General
Contract start date	01/04/2006
Contract end date	

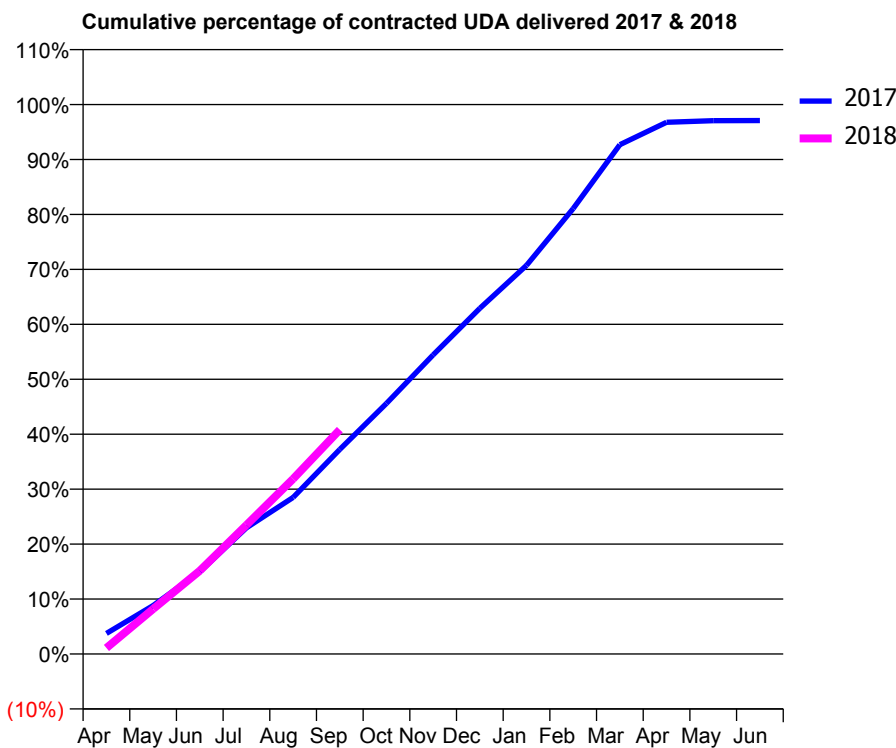
17/18 Contracted general activity (UDA)	13,782
Carry forward general activity (UDA)	401
17/18 Contracted orthodontic activity (UOA)	0
Carry forward orthodontic activity (UOA)	0
Baseline contract value	£358,456.06

ACCESS*

Patients seen in 24 months	Total	Change since previous quarter
Quarter ending September 2016	6,670	
Quarter ending December 2016	6,699	→
Quarter ending March 2017	6,806	→
Quarter ending June 2017	6,760	→
Quarter ending September 2017	6,697	→
Variance since September 2016	0.4%	→



ACTIVITY



Month	Adjusted Scheduled Activity (UDA)	
	2017	2018
April	516	154
May	1,214	1,129
June	2,061	2,090
July	3,167	3,237
August	3,927	4,394
September	5,131	5,627
October	6,287	
November	7,505	
December	8,672	
January	9,749	
February	11,171	
March	12,774	
April	13,337	
May	13,378	
June	13,381	

QUALITY

	Quantity	Base Number	Contract	AT	Region	England
% of FP17s for the same patient ID Re-attending within 3 months - Children	131	1,697	7.7%	10.1%	11.4%	11.9%
% of FP17s for the same patient ID Re-attending within 3 months - Adults	442	2,501	17.7%	14.7%	15.7%	15.9%
% of FP17s for the same patient ID Re-attending between 3 & 9 months - Children	992	1,697	58.5%	60.5%	60.6%	58.1%
% of FP17s for the same patient ID Re-attending between 3 & 9 months - Adults	986	2,501	39.4%	52.1%	52.0%	50.6%
% of FP17s for Band 1 Urgent Courses	311	3,451	9.0%	9.9%	9.6%	9.1%
% of FP17s Relating to Free Repair or Replacements	26	3,451	0.8%	0.6%	0.7%	0.8%
% of FP17s Relating to Continuations	14	3,451	0.4%	1.1%	1.0%	1.1%
% of Patients satisfied with the dentistry they have received	8	8	N/A	92.2%	91.6%	91.4%
% of Patients satisfied with the time they had to wait for an appointment	7	8	N/A	87.8%	87.9%	87.7%

* This is based on patients treated on this contract for their most recent course of treatment. Figures in italics indicate the base number of FP17s or Patient Questionnaire responses are less than 100. N/A is shown where the base number of responses is less than 10 during the period. % is calculated as Quantity/Base number*100

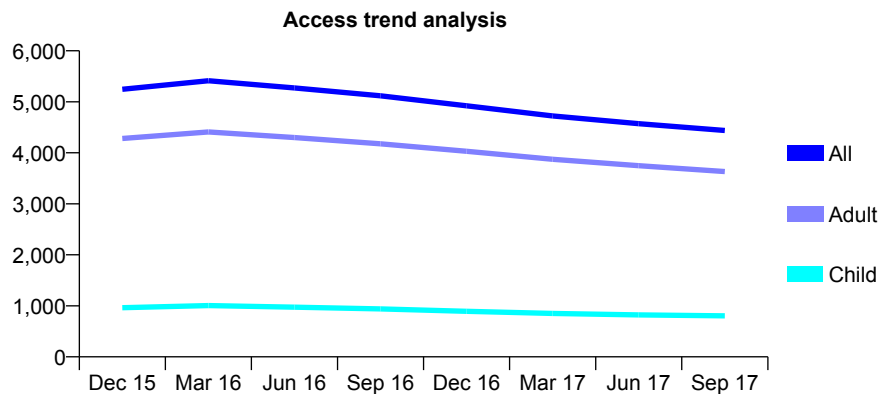
Q70 - Vital Signs At a Glance Contract Report for 920533/0002 - September 2017

Name or company name	MR PJ MORGAN
Contract type name	GDS Contract
Purpose of contract	General
Contract start date	01/04/2006
Contract end date	

17/18 Contracted general activity (UDA)	22,669
Carry forward general activity (UDA)	0
17/18 Contracted orthodontic activity (UOA)	0
Carry forward orthodontic activity (UOA)	0
Baseline contract value	£510,091.81

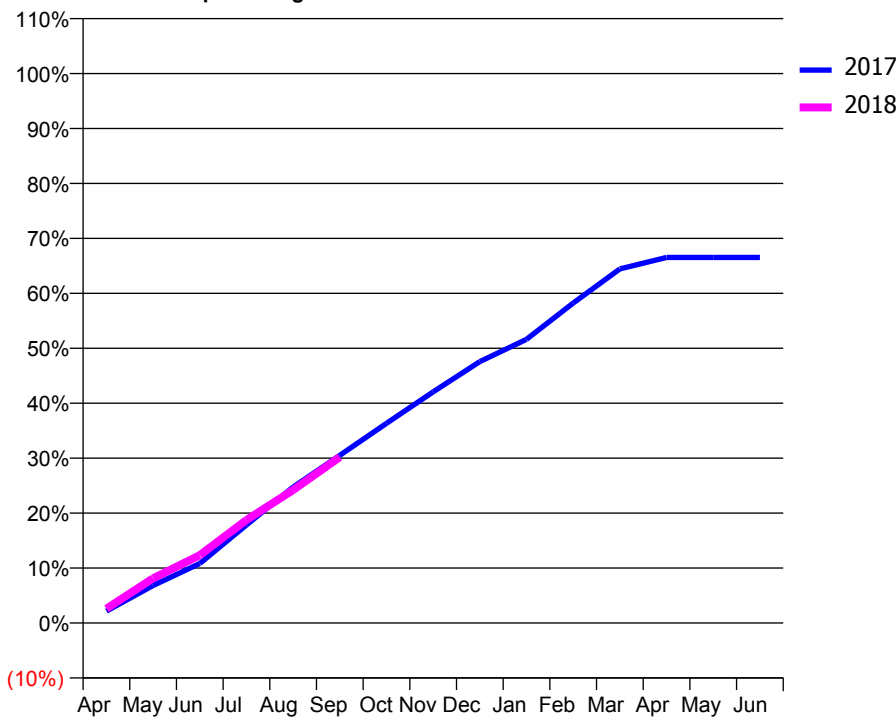
ACCESS*

Patients seen in 24 months	Total	Change since previous quarter
Quarter ending September 2016	5,117	
Quarter ending December 2016	4,921	↓
Quarter ending March 2017	4,723	↓
Quarter ending June 2017	4,571	↓
Quarter ending September 2017	4,437	↓
Variance since September 2016	(13.3%)	↓



ACTIVITY

Cumulative percentage of contracted UDA delivered 2017 & 2018



Month	Adjusted Scheduled Activity (UDA)	
	2017	2018
April	494	591
May	1,551	1,848
June	2,458	2,799
July	4,047	4,251
August	5,611	5,486
September	6,920	6,845
October	8,241	
November	9,535	
December	10,786	
January	11,704	
February	13,201	
March	14,606	
April	15,080	
May	15,083	
June	15,083	

QUALITY

	Quantity	Base Number	Contract	AT	Region	England
% of FP17s for the same patient ID Re-attending within 3 months - Children	34	631	5.4%	10.1%	11.4%	11.9%
% of FP17s for the same patient ID Re-attending within 3 months - Adults	502	3,049	16.5%	14.7%	15.7%	15.9%
% of FP17s for the same patient ID Re-attending between 3 & 9 months - Children	442	631	70.0%	60.5%	60.6%	58.1%
% of FP17s for the same patient ID Re-attending between 3 & 9 months - Adults	2,061	3,049	67.6%	52.1%	52.0%	50.6%
% of FP17s for Band 1 Urgent Courses	247	3,453	7.2%	9.9%	9.6%	9.1%
% of FP17s Relating to Free Repair or Replacements	66	3,453	1.9%	0.6%	0.7%	0.8%
% of FP17s Relating to Continuations	74	3,453	2.1%	1.1%	1.0%	1.1%
% of Patients satisfied with the dentistry they have received	9	12	75.0%	92.2%	91.6%	91.4%
% of Patients satisfied with the time they had to wait for an appointment	11	12	91.7%	87.8%	87.9%	87.7%

* This is based on patients treated on this contract for their most recent course of treatment. Figures in italics indicate the base number of FP17s or Patient Questionnaire responses are less than 100. N/A is shown where the base number of responses is less than 10 during the period. % is calculated as Quantity/Base number*100

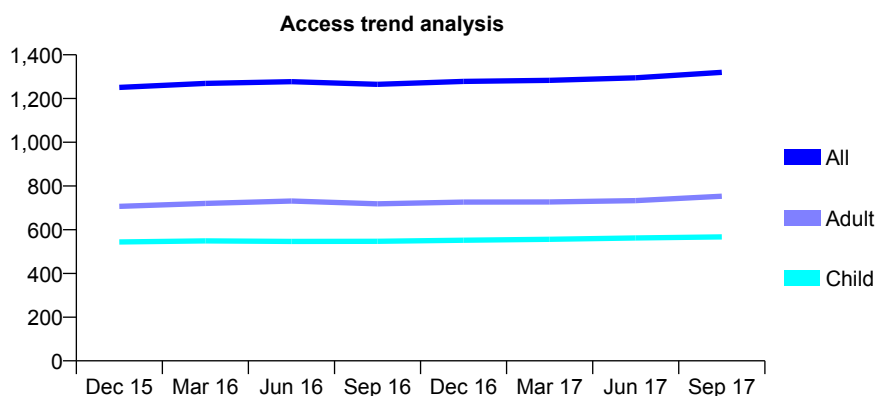
Q70 - Vital Signs At a Glance Contract Report for 921874/0001 - September 2017

Name or company name	MRS K HARINDRA
Contract type name	GDS Contract
Purpose of contract	General
Contract start date	01/04/2006
Contract end date	

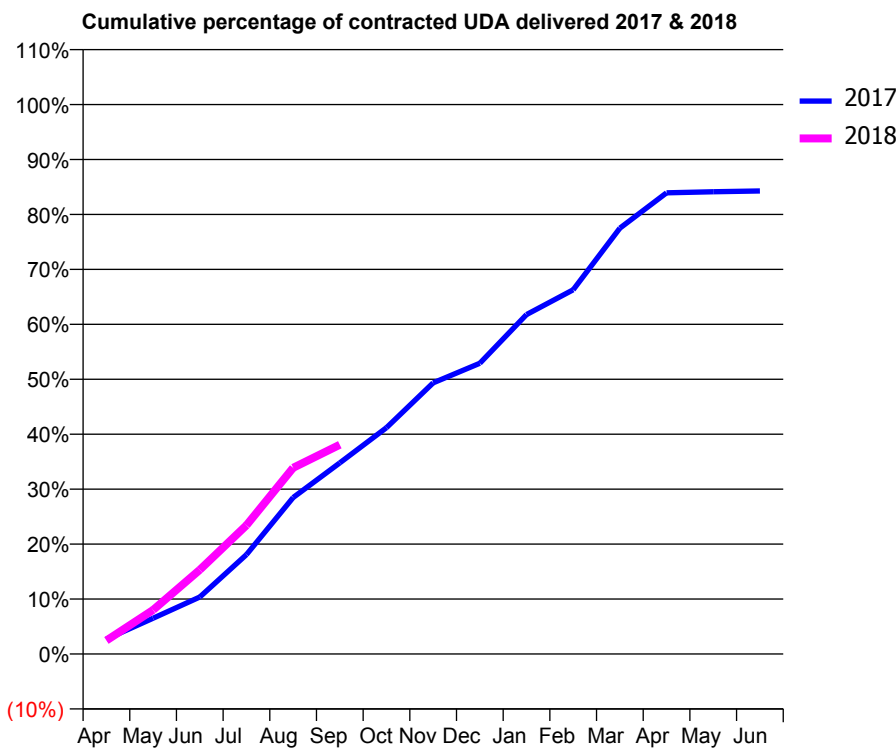
17/18 Contracted general activity (UDA)	3,860
Carry forward general activity (UDA)	0
17/18 Contracted orthodontic activity (UOA)	0
Carry forward orthodontic activity (UOA)	0
Baseline contract value	£102,950.72

ACCESS*

Patients seen in 24 months	Total	Change since previous quarter
Quarter ending September 2016	1,265	
Quarter ending December 2016	1,278	→
Quarter ending March 2017	1,283	→
Quarter ending June 2017	1,295	→
Quarter ending September 2017	1,320	→
Variance since September 2016	4.3%	↑



ACTIVITY



Month	Adjusted Scheduled Activity (UDA)	
	2017	2018
April	105	95
May	252	310
June	401	592
July	699	905
August	1,099	1,308
September	1,342	1,470
October	1,590	
November	1,904	
December	2,043	
January	2,385	
February	2,559	
March	2,991	
April	3,240	
May	3,247	
June	3,253	

QUALITY

	Quantity	Base Number	Contract	AT	Region	England
% of FP17s for the same patient ID Re-attending within 3 months - Children	30	457	6.6%	10.1%	11.4%	11.9%
% of FP17s for the same patient ID Re-attending within 3 months - Adults	81	556	14.6%	14.7%	15.7%	15.9%
% of FP17s for the same patient ID Re-attending between 3 & 9 months - Children	314	457	68.7%	60.5%	60.6%	58.1%
% of FP17s for the same patient ID Re-attending between 3 & 9 months - Adults	318	556	57.2%	52.1%	52.0%	50.6%
% of FP17s for Band 1 Urgent Courses	49	882	5.6%	9.9%	9.6%	9.1%
% of FP17s Relating to Free Repair or Replacements	0	882	0.0%	0.6%	0.7%	0.8%
% of FP17s Relating to Continuations	7	882	0.8%	1.1%	1.0%	1.1%
% of Patients satisfied with the dentistry they have received	6	6	N/A	92.2%	91.6%	91.4%
% of Patients satisfied with the time they had to wait for an appointment	6	6	N/A	87.8%	87.9%	87.7%

* This is based on patients treated on this contract for their most recent course of treatment. Figures in italics indicate the base number of FP17s or Patient Questionnaire responses are less than 100. N/A is shown where the base number of responses is less than 10 during the period. % is calculated as Quantity/Base number*100

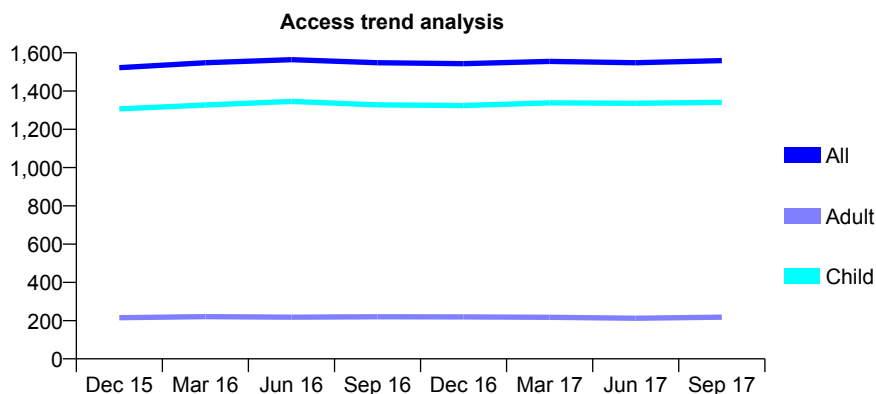
Q70 - Vital Signs At a Glance Contract Report for 923125/0001 - September 2017

Name or company name	Whiteley Dental Practice
Contract type name	GDS Contract
Purpose of contract	General
Contract start date	01/04/2006
Contract end date	

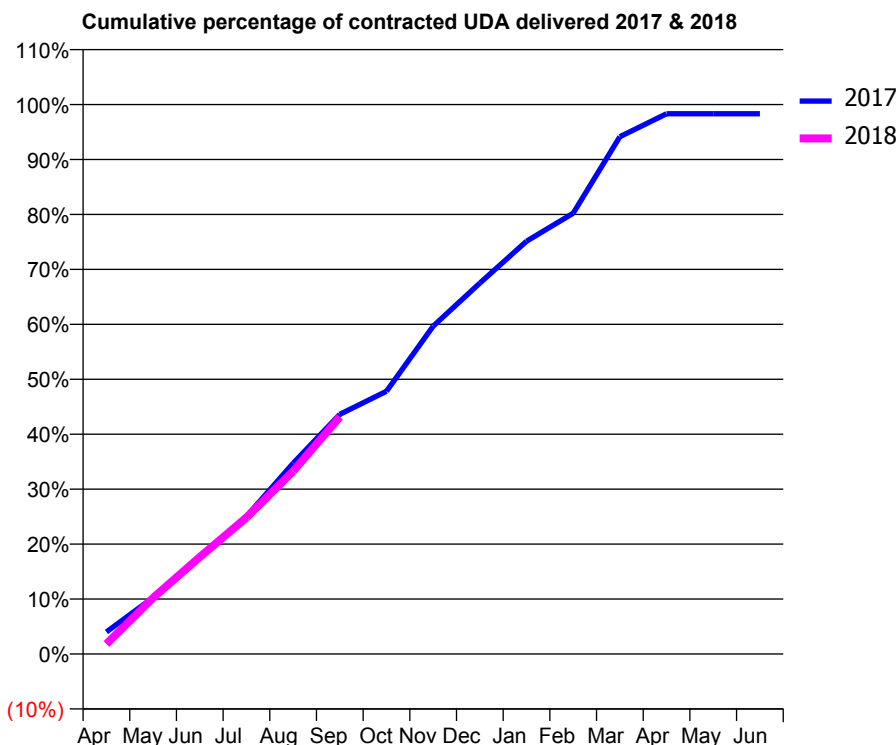
17/18 Contracted general activity (UDA)	3,133
Carry forward general activity (UDA)	52
17/18 Contracted orthodontic activity (UOA)	0
Carry forward orthodontic activity (UOA)	0
Baseline contract value	£64,697.90

ACCESS*

Patients seen in 24 months	Total	Change since previous quarter
Quarter ending September 2016	1,548	
Quarter ending December 2016	1,543	→
Quarter ending March 2017	1,555	→
Quarter ending June 2017	1,548	→
Quarter ending September 2017	1,559	→
Variance since September 2016	0.7%	→



ACTIVITY



Month	Adjusted Scheduled Activity (UDA)	
	2017	2018
April	126	58
May	322	320
June	551	553
July	785	778
August	1,088	1,043
September	1,366	1,352
October	1,498	
November	1,869	
December	2,115	
January	2,354	
February	2,513	
March	2,950	
April	3,081	
May	3,081	
June	3,081	

QUALITY

	Quantity	Base Number	Contract	AT	Region	England
% of FP17s for the same patient ID Re-attending within 3 months - Children	59	1,096	5.4%	10.1%	11.4%	11.9%
% of FP17s for the same patient ID Re-attending within 3 months - Adults	1	66	1.5%	14.7%	15.7%	15.9%
% of FP17s for the same patient ID Re-attending between 3 & 9 months - Children	749	1,096	68.3%	60.5%	60.6%	58.1%
% of FP17s for the same patient ID Re-attending between 3 & 9 months - Adults	61	66	92.4%	52.1%	52.0%	50.6%
% of FP17s for Band 1 Urgent Courses	40	1,064	3.8%	9.9%	9.6%	9.1%
% of FP17s Relating to Free Repair or Replacements	0	1,064	0.0%	0.6%	0.7%	0.8%
% of FP17s Relating to Continuations	10	1,064	0.9%	1.1%	1.0%	1.1%
% of Patients satisfied with the dentistry they have received	1	2	N/A	92.2%	91.6%	91.4%
% of Patients satisfied with the time they had to wait for an appointment	2	2	N/A	87.8%	87.9%	87.7%

* This is based on patients treated on this contract for their most recent course of treatment. Figures in italics indicate the base number of FP17s or Patient Questionnaire responses are less than 100. N/A is shown where the base number of responses is less than 10 during the period. % is calculated as Quantity/Base number*100

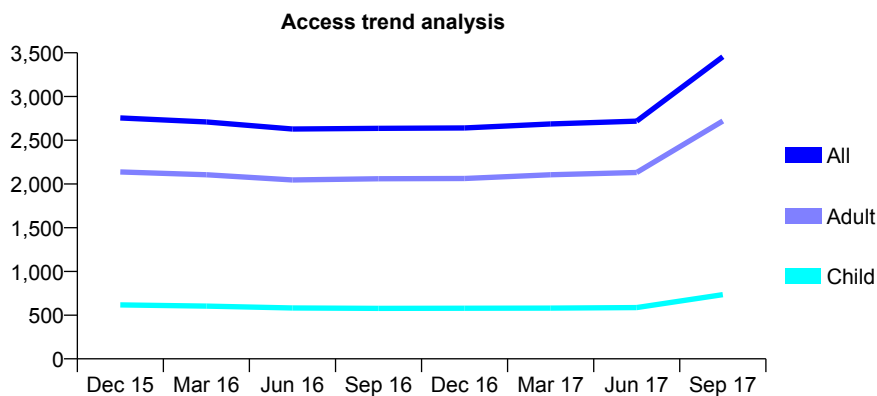
Q70 - Vital Signs At a Glance Contract Report for 926256/0001 - September 2017

Name or company name	Brighton Hill Dental Practice Partnership
Contract type name	GDS Contract
Purpose of contract	General
Contract start date	01/04/2006
Contract end date	

17/18 Contracted general activity (UDA)	14,487
Carry forward general activity (UDA)	0
17/18 Contracted orthodontic activity (UOA)	0
Carry forward orthodontic activity (UOA)	0
Baseline contract value	£458,045.54

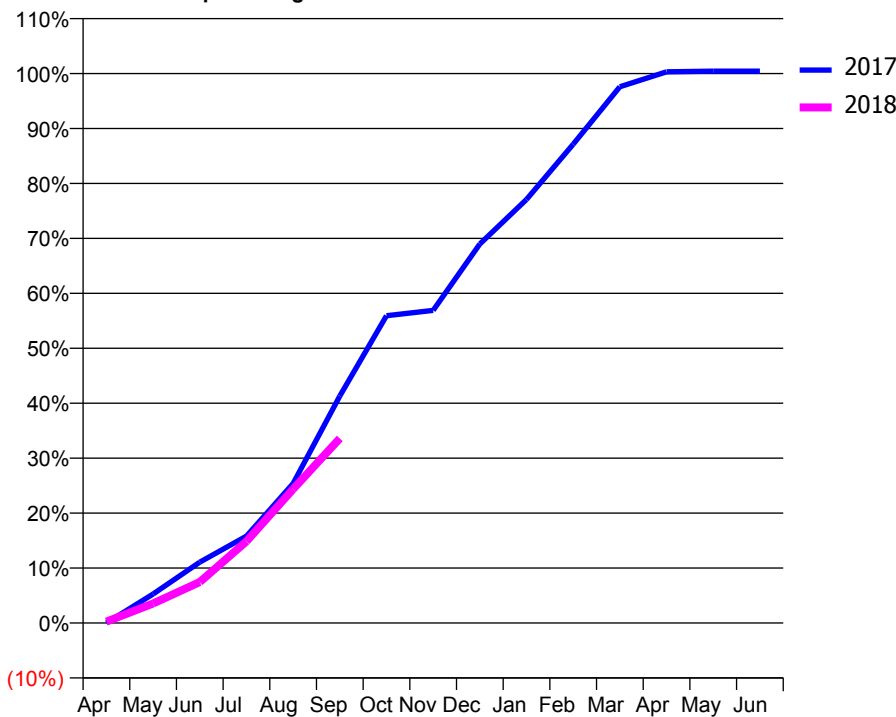
ACCESS*

Patients seen in 24 months	Total	Change since previous quarter
Quarter ending September 2016	2,636	
Quarter ending December 2016	2,641	→
Quarter ending March 2017	2,686	→
Quarter ending June 2017	2,719	→
Quarter ending September 2017	3,455	↑
Variance since September 2016	31.1%	↑



ACTIVITY

Cumulative percentage of contracted UDA delivered 2017 & 2018



Month	Adjusted Scheduled Activity (UDA)	
	2017	2018
April	0	36
May	462	514
June	972	1,080
July	1,385	2,153
August	2,227	3,530
September	3,622	4,867
October	4,901	
November	4,986	
December	6,045	
January	6,757	
February	7,638	
March	8,554	
April	8,791	
May	8,803	
June	8,803	

QUALITY

	Quantity	Base Number	Contract	AT	Region	England
% of FP17s for the same patient ID Re-attending within 3 months - Children	14	516	2.7%	10.1%	11.4%	11.9%
% of FP17s for the same patient ID Re-attending within 3 months - Adults	191	1,802	10.6%	14.7%	15.7%	15.9%
% of FP17s for the same patient ID Re-attending between 3 & 9 months - Children	181	516	35.1%	60.5%	60.6%	58.1%
% of FP17s for the same patient ID Re-attending between 3 & 9 months - Adults	661	1,802	36.7%	52.1%	52.0%	50.6%
% of FP17s for Band 1 Urgent Courses	189	2,207	8.6%	9.9%	9.6%	9.1%
% of FP17s Relating to Free Repair or Replacements	0	2,207	0.0%	0.6%	0.7%	0.8%
% of FP17s Relating to Continuations	46	2,207	2.1%	1.1%	1.0%	1.1%
% of Patients satisfied with the dentistry they have received	11	12	91.7%	92.2%	91.6%	91.4%
% of Patients satisfied with the time they had to wait for an appointment	9	12	75.0%	87.8%	87.9%	87.7%

* This is based on patients treated on this contract for their most recent course of treatment. Figures in italics indicate the base number of FP17s or Patient Questionnaire responses are less than 100. N/A is shown where the base number of responses is less than 10 during the period. % is calculated as Quantity/Base number*100

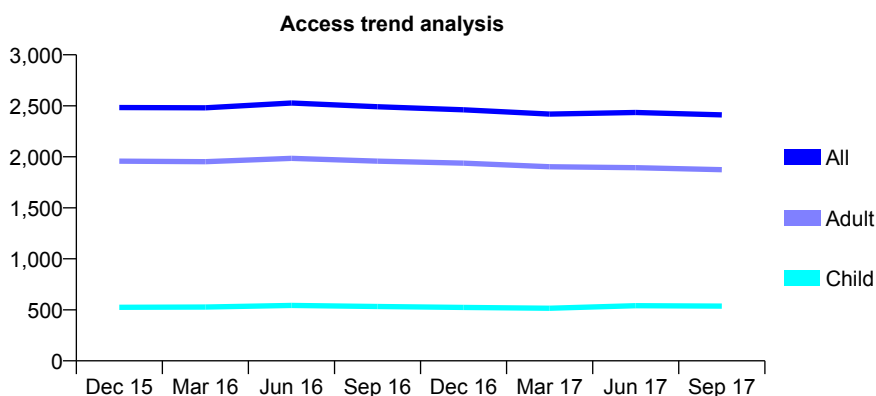
Q70 - Vital Signs At a Glance Contract Report for 933198/0001 - September 2017

Name or company name	MR H FOROUZANFAR
Contract type name	GDS Contract
Purpose of contract	General
Contract start date	01/10/2006
Contract end date	

17/18 Contracted general activity (UDA)	8,329
Carry forward general activity (UDA)	0
17/18 Contracted orthodontic activity (UOA)	0
Carry forward orthodontic activity (UOA)	0
Baseline contract value	£240,892.80

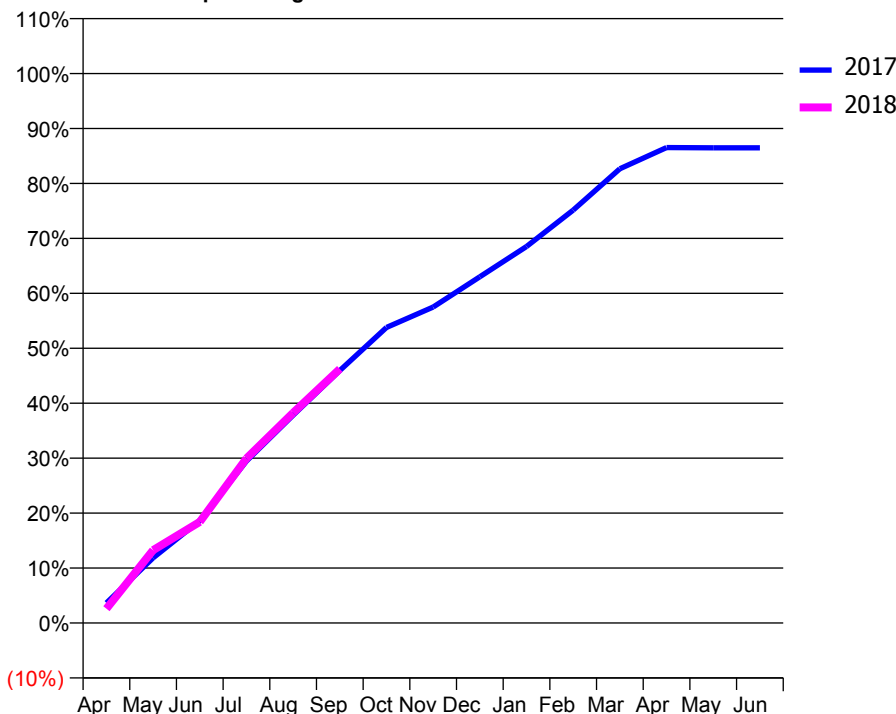
ACCESS*

Patients seen in 24 months	Total	Change since previous quarter
Quarter ending September 2016	2,491	
Quarter ending December 2016	2,461	↓
Quarter ending March 2017	2,419	↓
Quarter ending June 2017	2,434	→
Quarter ending September 2017	2,411	→
Variance since September 2016	(3.2%)	↓



ACTIVITY

Cumulative percentage of contracted UDA delivered 2017 & 2018



Adjusted Scheduled Activity (UDA)

Month	2017	2018
April	305	217
May	986	1,104
June	1,551	1,534
July	2,454	2,495
August	3,150	3,187
September	3,828	3,851
October	4,480	
November	4,788	
December	5,249	
January	5,706	
February	6,259	
March	6,885	
April	7,206	
May	7,203	
June	7,203	

QUALITY

	Quantity	Base Number	Contract	AT	Region	England
% of FP17s for the same patient ID Re-attending within 3 months - Children	21	420	5.0%	10.1%	11.4%	11.9%
% of FP17s for the same patient ID Re-attending within 3 months - Adults	207	1,367	15.1%	14.7%	15.7%	15.9%
% of FP17s for the same patient ID Re-attending between 3 & 9 months - Children	195	420	46.4%	60.5%	60.6%	58.1%
% of FP17s for the same patient ID Re-attending between 3 & 9 months - Adults	615	1,367	45.0%	52.1%	52.0%	50.6%
% of FP17s for Band 1 Urgent Courses	190	1,660	11.4%	9.9%	9.6%	9.1%
% of FP17s Relating to Free Repair or Replacements	6	1,660	0.4%	0.6%	0.7%	0.8%
% of FP17s Relating to Continuations	2	1,660	0.1%	1.1%	1.0%	1.1%
% of Patients satisfied with the dentistry they have received	0	0	N/A	92.2%	91.6%	91.4%
% of Patients satisfied with the time they had to wait for an appointment	0	0	N/A	87.8%	87.9%	87.7%

* This is based on patients treated on this contract for their most recent course of treatment. Figures in italics indicate the base number of FP17s or Patient Questionnaire responses are less than 100. N/A is shown where the base number of responses is less than 10 during the period. % is calculated as Quantity/Base number*100

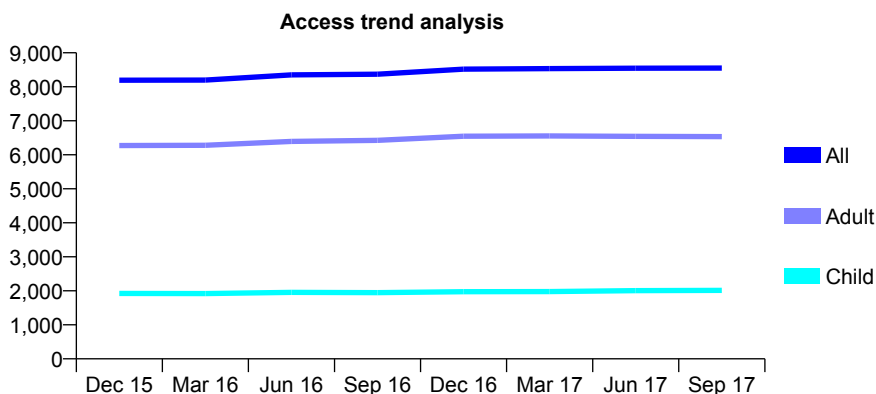
Q70 - Vital Signs At a Glance Contract Report for 936693/0001 - September 2017

Name or company name	MR MM MANSOURIAN
Contract type name	GDS Contract
Purpose of contract	General
Contract start date	01/04/2006
Contract end date	

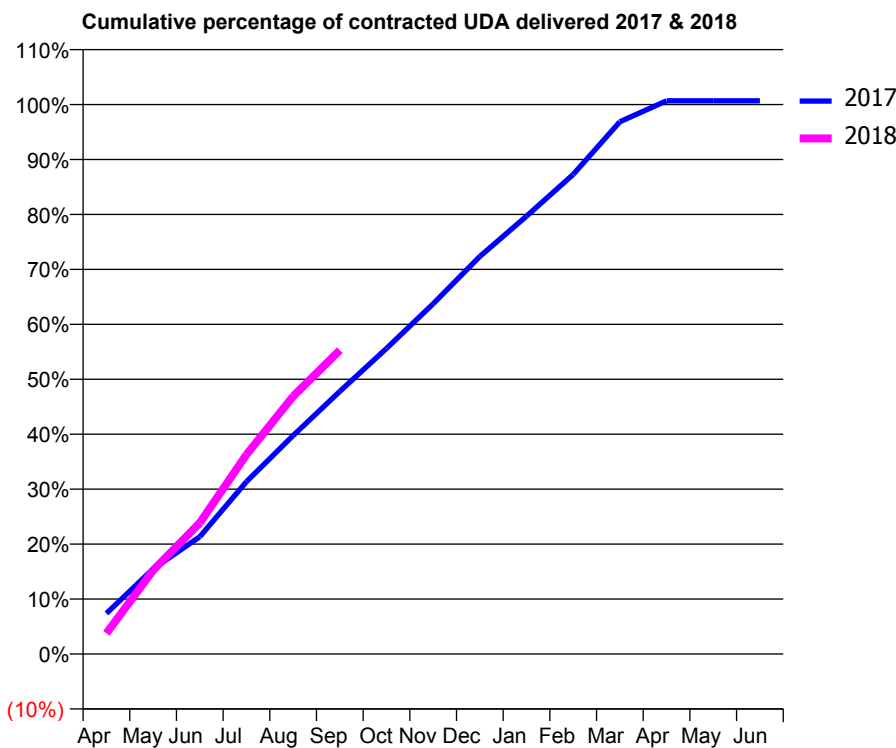
17/18 Contracted general activity (UDA)	24,661
Carry forward general activity (UDA)	0
17/18 Contracted orthodontic activity (UOA)	0
Carry forward orthodontic activity (UOA)	0
Baseline contract value	£695,458.41

ACCESS*

Patients seen in 24 months	Total	Change since previous quarter
Quarter ending September 2016	8,372	
Quarter ending December 2016	8,521	→
Quarter ending March 2017	8,536	→
Quarter ending June 2017	8,548	→
Quarter ending September 2017	8,552	→
Variance since September 2016	2.2%	↑



ACTIVITY



Month	Adjusted Scheduled Activity (UDA)	
	2017	2018
April	1,824	933
May	3,820	3,756
June	5,265	5,884
July	7,738	8,950
August	9,808	11,564
September	11,788	13,638
October	13,713	
November	15,716	
December	17,844	
January	19,652	
February	21,524	
March	23,885	
April	24,827	
May	24,826	
June	24,826	

QUALITY

	Quantity	Base Number	Contract	AT	Region	England
% of FP17s for the same patient ID Re-attending within 3 months - Children	116	1,729	6.7%	10.1%	11.4%	11.9%
% of FP17s for the same patient ID Re-attending within 3 months - Adults	788	5,250	15.0%	14.7%	15.7%	15.9%
% of FP17s for the same patient ID Re-attending between 3 & 9 months - Children	1,145	1,729	66.2%	60.5%	60.6%	58.1%
% of FP17s for the same patient ID Re-attending between 3 & 9 months - Adults	3,353	5,250	63.9%	52.1%	52.0%	50.6%
% of FP17s for Band 1 Urgent Courses	490	6,535	7.5%	9.9%	9.6%	9.1%
% of FP17s Relating to Free Repair or Replacements	17	6,535	0.3%	0.6%	0.7%	0.8%
% of FP17s Relating to Continuations	54	6,535	0.8%	1.1%	1.0%	1.1%
% of Patients satisfied with the dentistry they have received	15	16	93.8%	92.2%	91.6%	91.4%
% of Patients satisfied with the time they had to wait for an appointment	15	16	93.8%	87.8%	87.9%	87.7%

* This is based on patients treated on this contract for their most recent course of treatment. Figures in italics indicate the base number of FP17s or Patient Questionnaire responses are less than 100. N/A is shown where the base number of responses is less than 10 during the period. % is calculated as Quantity/Base number*100

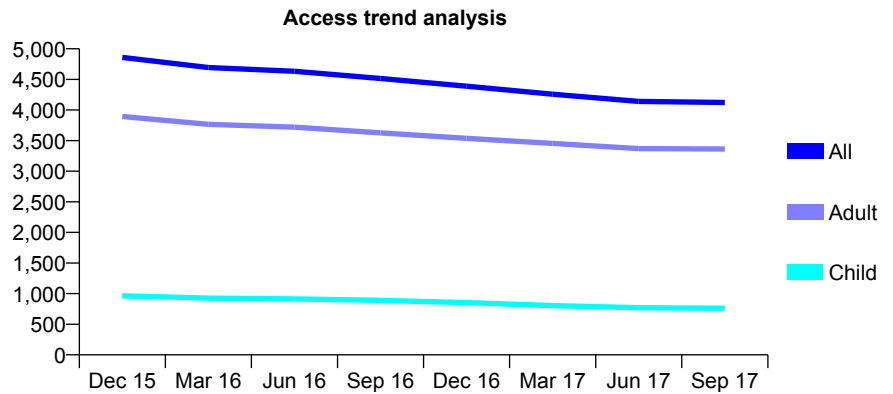
Q70 - Vital Signs At a Glance Contract Report for 939900/0002 - September 2017

Name or company name	MRS KM ROWLAND
Contract type name	GDS Contract
Purpose of contract	General
Contract start date	01/01/2008
Contract end date	

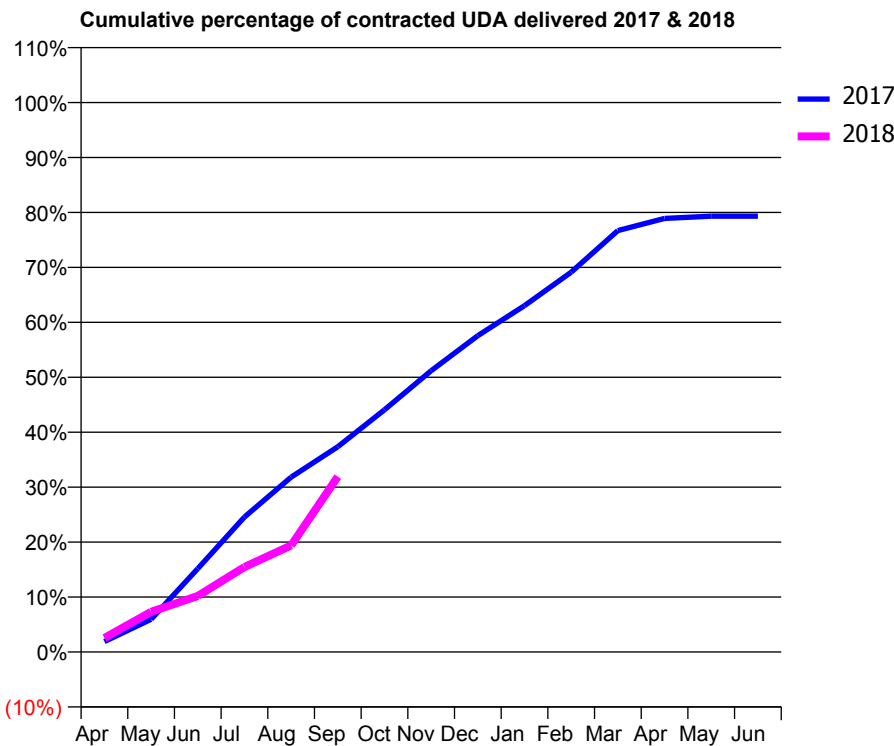
17/18 Contracted general activity (UDA)	16,074
Carry forward general activity (UDA)	0
17/18 Contracted orthodontic activity (UOA)	0
Carry forward orthodontic activity (UOA)	0
Baseline contract value	£353,550.51

ACCESS*

Patients seen in 24 months	Total	Change since previous quarter
Quarter ending September 2016	4,516	
Quarter ending December 2016	4,389	↓
Quarter ending March 2017	4,259	↓
Quarter ending June 2017	4,141	↓
Quarter ending September 2017	4,124	→
Variance since September 2016	(8.7%)	↓



ACTIVITY



Month	Adjusted Scheduled Activity (UDA)	
	2017	2018
April	305	412
May	957	1,176
June	2,442	1,640
July	3,951	2,487
August	5,115	3,120
September	6,005	5,133
October	7,084	
November	8,229	
December	9,255	
January	10,133	
February	11,110	
March	12,328	
April	12,683	
May	12,750	
June	12,748	

QUALITY

	Quantity	Base Number	Contract	AT	Region	England
% of FP17s for the same patient ID Re-attending within 3 months - Children	58	728	8.0%	10.1%	11.4%	11.9%
% of FP17s for the same patient ID Re-attending within 3 months - Adults	262	2,734	9.6%	14.7%	15.7%	15.9%
% of FP17s for the same patient ID Re-attending between 3 & 9 months - Children	430	728	59.1%	60.5%	60.6%	58.1%
% of FP17s for the same patient ID Re-attending between 3 & 9 months - Adults	1,766	2,734	64.6%	52.1%	52.0%	50.6%
% of FP17s for Band 1 Urgent Courses	159	3,241	4.9%	9.9%	9.6%	9.1%
% of FP17s Relating to Free Repair or Replacements	25	3,241	0.8%	0.6%	0.7%	0.8%
% of FP17s Relating to Continuations	11	3,241	0.3%	1.1%	1.0%	1.1%
% of Patients satisfied with the dentistry they have received	6	7	N/A	92.2%	91.6%	91.4%
% of Patients satisfied with the time they had to wait for an appointment	5	7	N/A	87.8%	87.9%	87.7%

* This is based on patients treated on this contract for their most recent course of treatment. Figures in italics indicate the base number of FP17s or Patient Questionnaire responses are less than 100. N/A is shown where the base number of responses is less than 10 during the period. % is calculated as Quantity/Base number*100

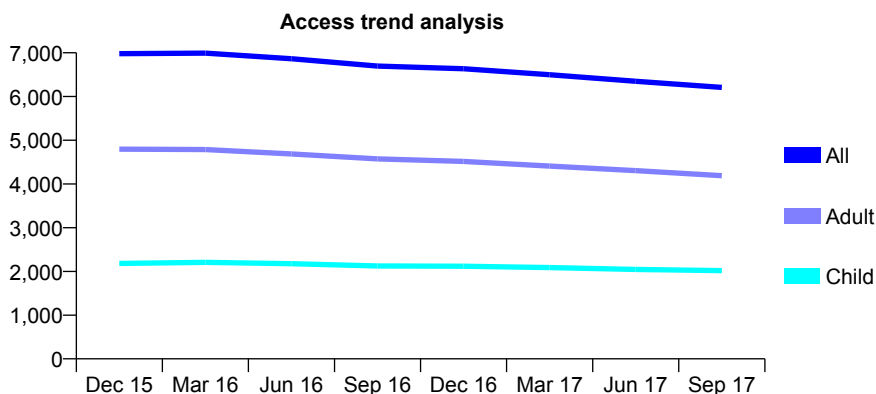
Q70 - Vital Signs At a Glance Contract Report for 942316/0001 - September 2017

Name or company name	MS A SINGH
Contract type name	GDS Contract
Purpose of contract	General
Contract start date	01/04/2006
Contract end date	

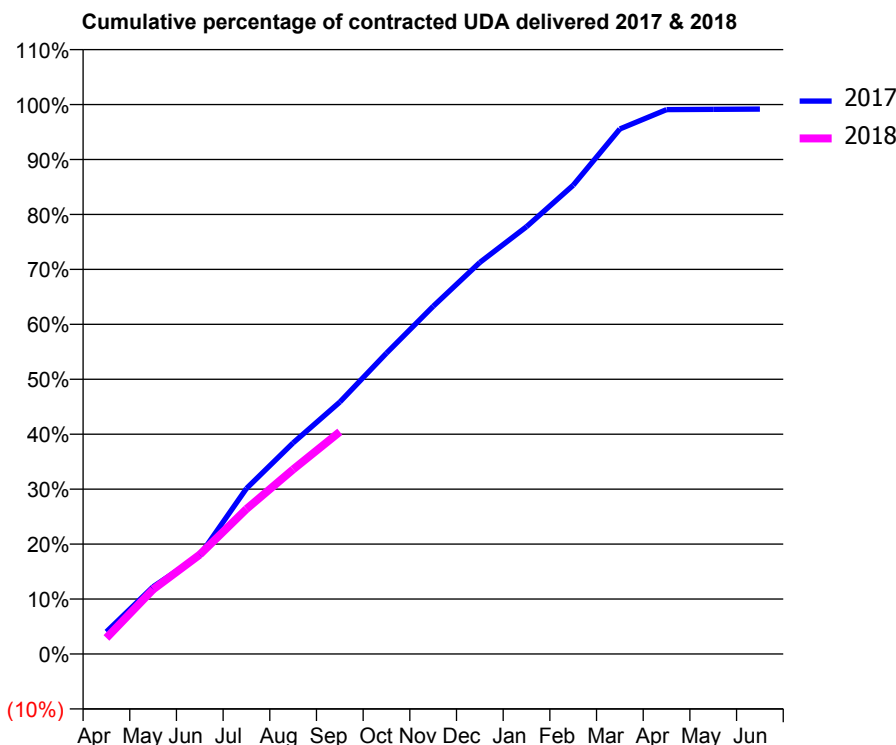
17/18 Contracted general activity (UDA)	14,243
Carry forward general activity (UDA)	118
17/18 Contracted orthodontic activity (UOA)	0
Carry forward orthodontic activity (UOA)	0
Baseline contract value	£425,657.86

ACCESS*

Patients seen in 24 months	Total	Change since previous quarter
Quarter ending September 2016	6,698	
Quarter ending December 2016	6,634	→
Quarter ending March 2017	6,498	↓
Quarter ending June 2017	6,348	↓
Quarter ending September 2017	6,209	↓
Variance since September 2016	(7.3%)	↓



ACTIVITY



Month	Adjusted Scheduled Activity (UDA)	
	2017	2018
April	574	416
May	1,742	1,674
June	2,556	2,577
July	4,293	3,758
August	5,474	4,784
September	6,529	5,759
October	7,799	
November	9,014	
December	10,150	
January	11,077	
February	12,151	
March	13,610	
April	14,110	
May	14,119	
June	14,125	

QUALITY

	Quantity	Base Number	Contract	AT	Region	England
% of FP17s for the same patient ID Re-attending within 3 months - Children	83	1,537	5.4%	10.1%	11.4%	11.9%
% of FP17s for the same patient ID Re-attending within 3 months - Adults	251	2,481	10.1%	14.7%	15.7%	15.9%
% of FP17s for the same patient ID Re-attending between 3 & 9 months - Children	1,063	1,537	69.2%	60.5%	60.6%	58.1%
% of FP17s for the same patient ID Re-attending between 3 & 9 months - Adults	1,261	2,481	50.8%	52.1%	52.0%	50.6%
% of FP17s for Band 1 Urgent Courses	96	3,703	2.6%	9.9%	9.6%	9.1%
% of FP17s Relating to Free Repair or Replacements	25	3,703	0.7%	0.6%	0.7%	0.8%
% of FP17s Relating to Continuations	74	3,703	2.0%	1.1%	1.0%	1.1%
% of Patients satisfied with the dentistry they have received	3	3	N/A	92.2%	91.6%	91.4%
% of Patients satisfied with the time they had to wait for an appointment	2	3	N/A	87.8%	87.9%	87.7%

* This is based on patients treated on this contract for their most recent course of treatment. Figures in italics indicate the base number of FP17s or Patient Questionnaire responses are less than 100. N/A is shown where the base number of responses is less than 10 during the period. % is calculated as Quantity/Base number*100

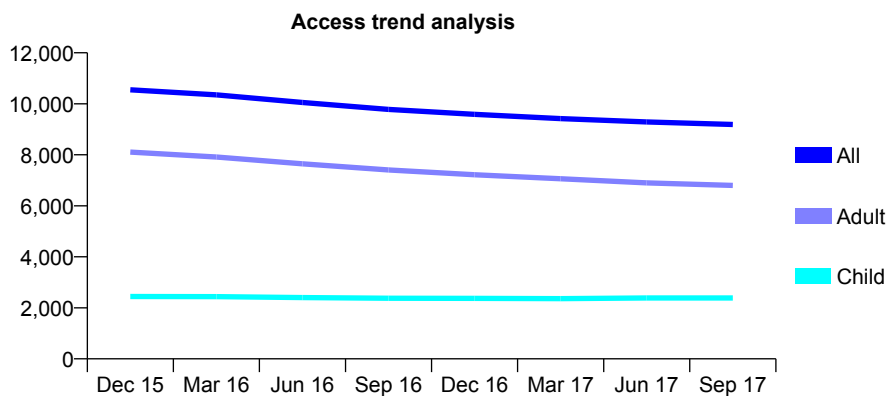
Q70 - Vital Signs At a Glance Contract Report for 942316/0003 - September 2017

Name or company name	MS A SINGH
Contract type name	GDS Contract
Purpose of contract	General
Contract start date	08/08/2011
Contract end date	

17/18 Contracted general activity (UDA)	30,000
Carry forward general activity (UDA)	0
17/18 Contracted orthodontic activity (UOA)	0
Carry forward orthodontic activity (UOA)	0
Baseline contract value	£786,224.32

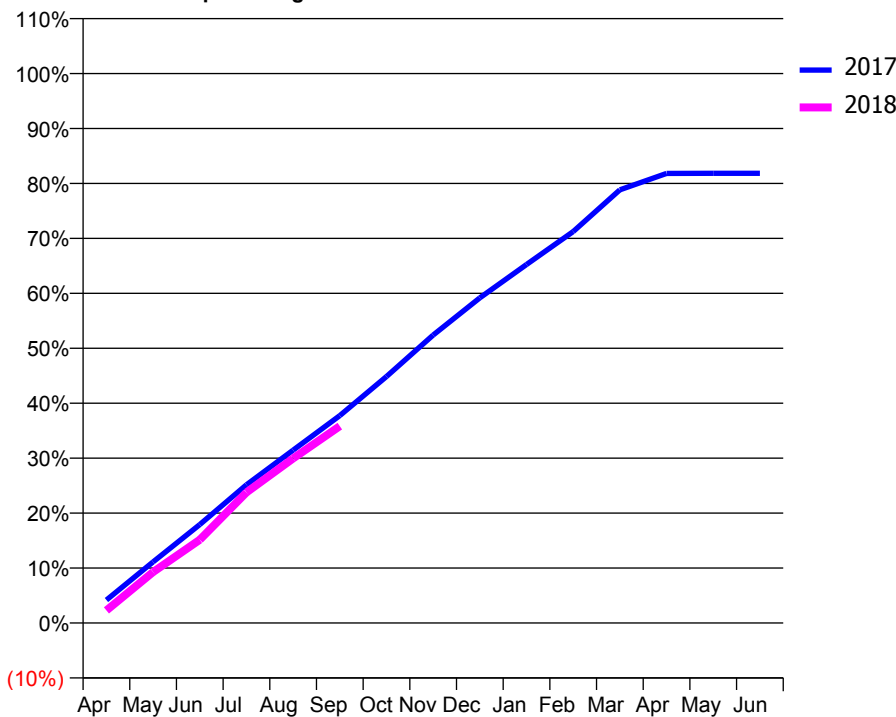
ACCESS*

Patients seen in 24 months	Total	Change since previous quarter
Quarter ending September 2016	9,781	
Quarter ending December 2016	9,588	↓
Quarter ending March 2017	9,419	↓
Quarter ending June 2017	9,288	↓
Quarter ending September 2017	9,187	↓
Variance since September 2016	(6.1%)	↓



ACTIVITY

Cumulative percentage of contracted UDA delivered 2017 & 2018



Month	Adjusted Scheduled Activity (UDA)	
	2017	2018
April	1,254	690
May	3,340	2,781
June	5,374	4,548
July	7,544	7,131
August	9,440	8,990
September	11,327	10,751
October	13,457	
November	15,724	
December	17,753	
January	19,573	
February	21,369	
March	23,647	
April	24,548	
May	24,550	
June	24,550	

QUALITY

	Quantity	Base Number	Contract	AT	Region	England
% of FP17s for the same patient ID Re-attending within 3 months - Children	132	1,986	6.6%	10.1%	11.4%	11.9%
% of FP17s for the same patient ID Re-attending within 3 months - Adults	762	5,334	14.3%	14.7%	15.7%	15.9%
% of FP17s for the same patient ID Re-attending between 3 & 9 months - Children	1,409	1,986	70.9%	60.5%	60.6%	58.1%
% of FP17s for the same patient ID Re-attending between 3 & 9 months - Adults	3,578	5,334	67.1%	52.1%	52.0%	50.6%
% of FP17s for Band 1 Urgent Courses	698	6,747	10.3%	9.9%	9.6%	9.1%
% of FP17s Relating to Free Repair or Replacements	54	6,747	0.8%	0.6%	0.7%	0.8%
% of FP17s Relating to Continuations	29	6,747	0.4%	1.1%	1.0%	1.1%
% of Patients satisfied with the dentistry they have received	7	7	N/A	92.2%	91.6%	91.4%
% of Patients satisfied with the time they had to wait for an appointment	7	7	N/A	87.8%	87.9%	87.7%

* This is based on patients treated on this contract for their most recent course of treatment. Figures in italics indicate the base number of FP17s or Patient Questionnaire responses are less than 100. N/A is shown where the base number of responses is less than 10 during the period. % is calculated as Quantity/Base number*100

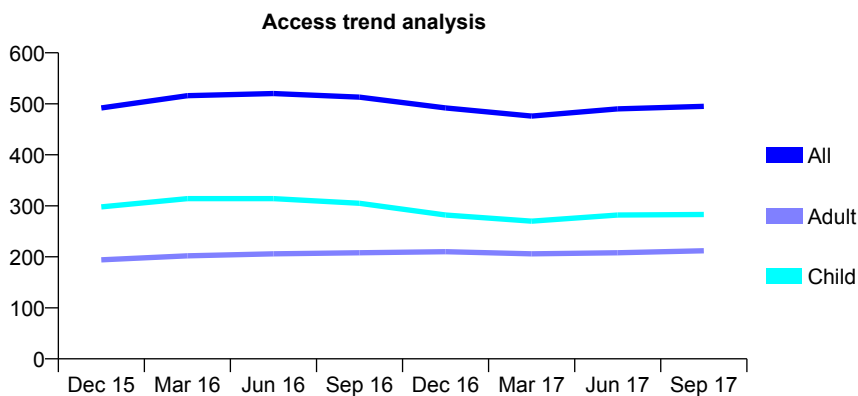
Q70 - Vital Signs At a Glance Contract Report for 944203/0001 - September 2017

Name or company name	MISS G AZIZI
Contract type name	GDS Contract
Purpose of contract	General
Contract start date	01/04/2006
Contract end date	

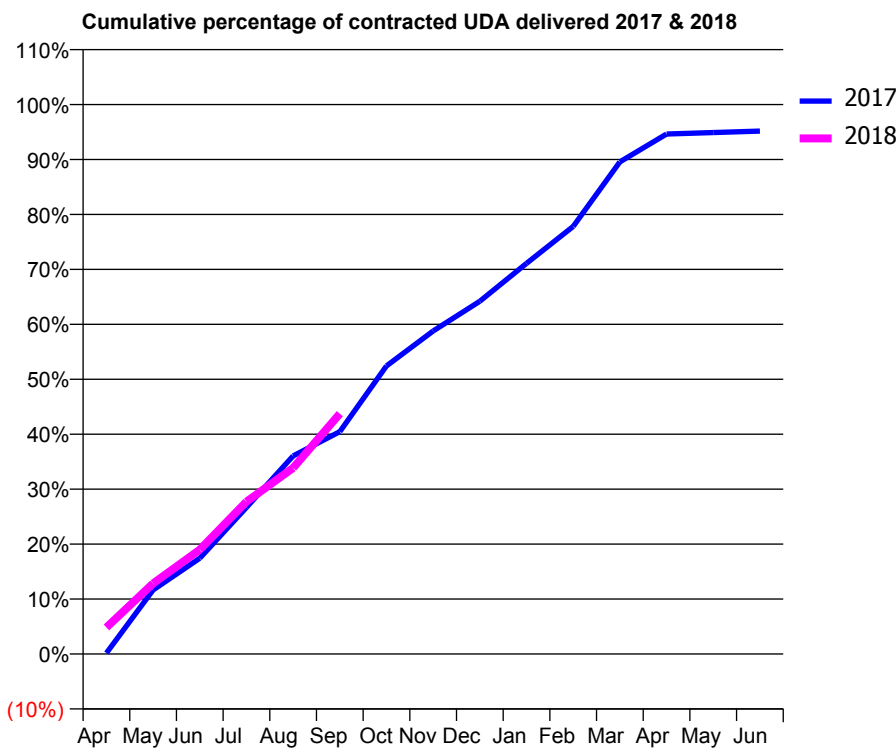
17/18 Contracted general activity (UDA)	1,094
Carry forward general activity (UDA)	0
17/18 Contracted orthodontic activity (UOA)	0
Carry forward orthodontic activity (UOA)	0
Baseline contract value	£27,054.93

ACCESS*

Patients seen in 24 months	Total	Change since previous quarter
Quarter ending September 2016	513	
Quarter ending December 2016	492	↓
Quarter ending March 2017	476	↓
Quarter ending June 2017	490	↑
Quarter ending September 2017	495	→
Variance since September 2016	(3.5%)	↓



ACTIVITY



Adjusted Scheduled Activity (UDA)		
Month	2017	2018
April	2	53
May	128	141
June	191	208
July	292	303
August	394	371
September	443	478
October	574	
November	643	
December	702	
January	778	
February	851	
March	980	
April	1,035	
May	1,038	
June	1,041	

QUALITY

	Quantity	Base Number	Contract	AT	Region	England
% of FP17s for the same patient ID Re-attending within 3 months - Children	12	235	5.1%	10.1%	11.4%	11.9%
% of FP17s for the same patient ID Re-attending within 3 months - Adults	14	144	9.7%	14.7%	15.7%	15.9%
% of FP17s for the same patient ID Re-attending between 3 & 9 months - Children	134	235	57.0%	60.5%	60.6%	58.1%
% of FP17s for the same patient ID Re-attending between 3 & 9 months - Adults	76	144	52.8%	52.1%	52.0%	50.6%
% of FP17s for Band 1 Urgent Courses	12	332	3.6%	9.9%	9.6%	9.1%
% of FP17s Relating to Free Repair or Replacements	0	332	0.0%	0.6%	0.7%	0.8%
% of FP17s Relating to Continuations	0	332	0.0%	1.1%	1.0%	1.1%
% of Patients satisfied with the dentistry they have received	1	1	N/A	92.2%	91.6%	91.4%
% of Patients satisfied with the time they had to wait for an appointment	1	1	N/A	87.8%	87.9%	87.7%

* This is based on patients treated on this contract for their most recent course of treatment. Figures in italics indicate the base number of FP17s or Patient Questionnaire responses are less than 100. N/A is shown where the base number of responses is less than 10 during the period. % is calculated as Quantity/Base number*100

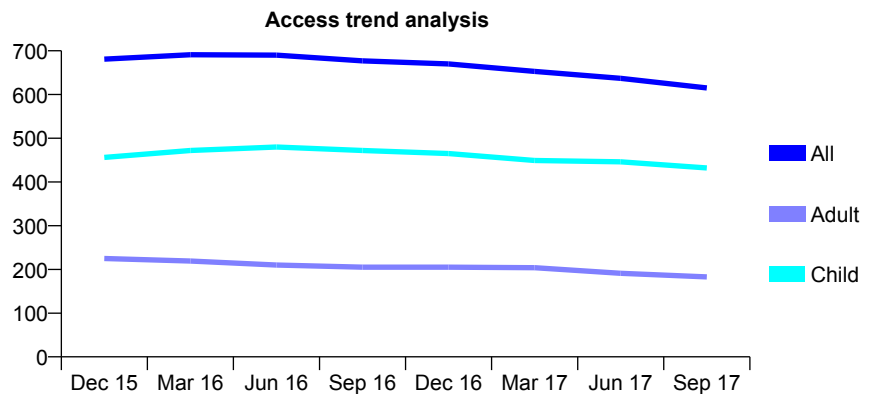
Q70 - Vital Signs At a Glance Contract Report for 952877/0001 - September 2017

Name or company name	Moorlands Road Dental Practice
Contract type name	GDS Contract
Purpose of contract	General and Orthodontic
Contract start date	01/04/2006
Contract end date	

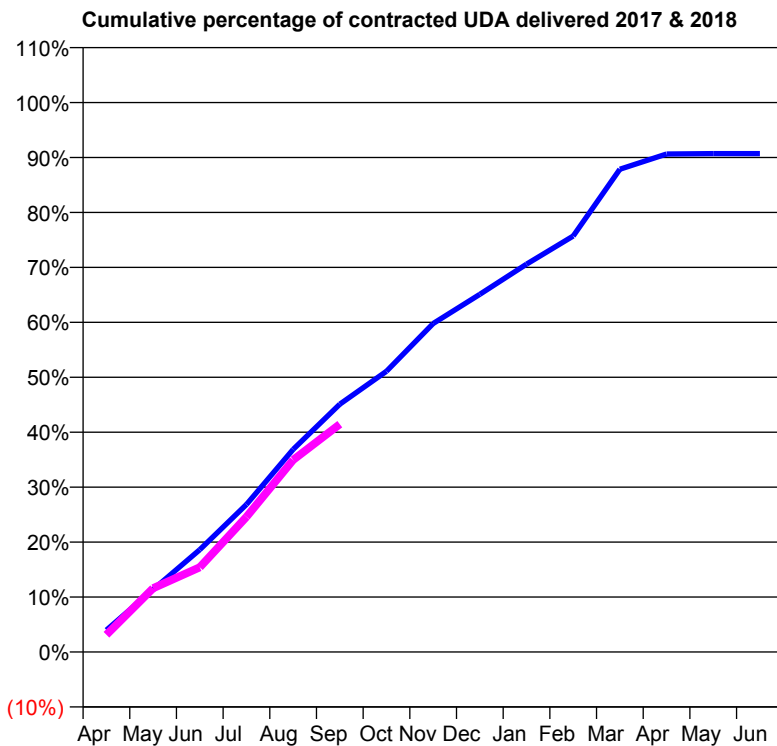
17/18 Contracted general activity (UDA)	1,450
Carry forward general activity (UDA)	0
17/18 Contracted orthodontic activity (UOA)	0
Carry forward orthodontic activity (UOA)	0
Baseline contract value	£37,675.54

ACCESS*

Patients seen in 24 months	Total	Change since previous quarter
Quarter ending September 2016	677	
Quarter ending December 2016	670	↓
Quarter ending March 2017	653	↓
Quarter ending June 2017	637	↓
Quarter ending September 2017	615	↓
Variance since September 2016	(9.2%)	↓



ACTIVITY



Adjusted Scheduled Activity (UDA)		
Month	2017	2018
April	58	45
May	165	168
June	270	224
July	389	357
August	535	507
September	654	601
October	741	
November	867	
December	944	
January	1,023	
February	1,098	
March	1,274	
April	1,314	
May	1,315	
June	1,315	

QUALITY

	Quantity	Base Number	Contract	AT	Region	England
% of FP17s for the same patient ID Re-attending within 3 months - Children	22	378	5.8%	10.1%	11.4%	11.9%
% of FP17s for the same patient ID Re-attending within 3 months - Adults	10	86	11.6%	14.7%	15.7%	15.9%
% of FP17s for the same patient ID Re-attending between 3 & 9 months - Children	277	378	73.3%	60.5%	60.6%	58.1%
% of FP17s for the same patient ID Re-attending between 3 & 9 months - Adults	54	86	62.8%	52.1%	52.0%	50.6%
% of FP17s for Band 1 Urgent Courses	15	429	3.5%	9.9%	9.6%	9.1%
% of FP17s Relating to Free Repair or Replacements	0	429	0.0%	0.6%	0.7%	0.8%
% of FP17s Relating to Continuations	1	429	0.2%	1.1%	1.0%	1.1%
% of Patients satisfied with the dentistry they have received	1	1	N/A	92.2%	91.6%	91.4%
% of Patients satisfied with the time they had to wait for an appointment	0	1	N/A	87.8%	87.9%	87.7%

* This is based on patients treated on this contract for their most recent course of treatment. Figures in italics indicate the base number of FP17s or Patient Questionnaire responses are less than 100. N/A is shown where the base number of responses is less than 10 during the period. % is calculated as Quantity/Base number*100

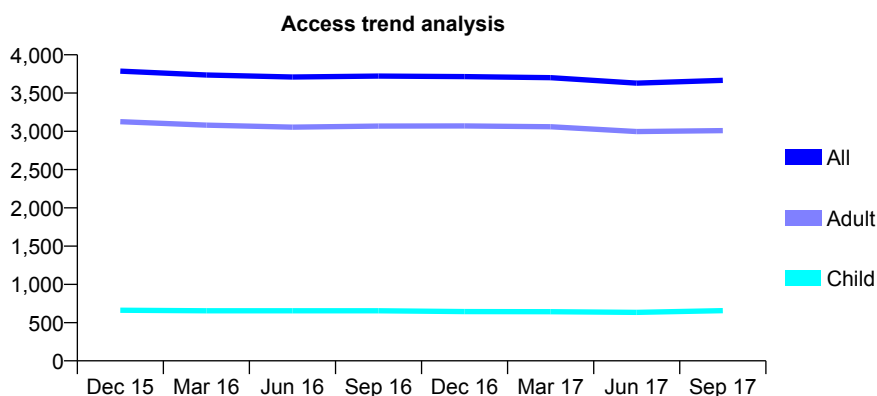
Q70 - Vital Signs At a Glance Contract Report for 979465/0001 - September 2017

Name or company name	MR SJ MCCREA
Contract type name	GDS Contract
Purpose of contract	General
Contract start date	01/04/2006
Contract end date	

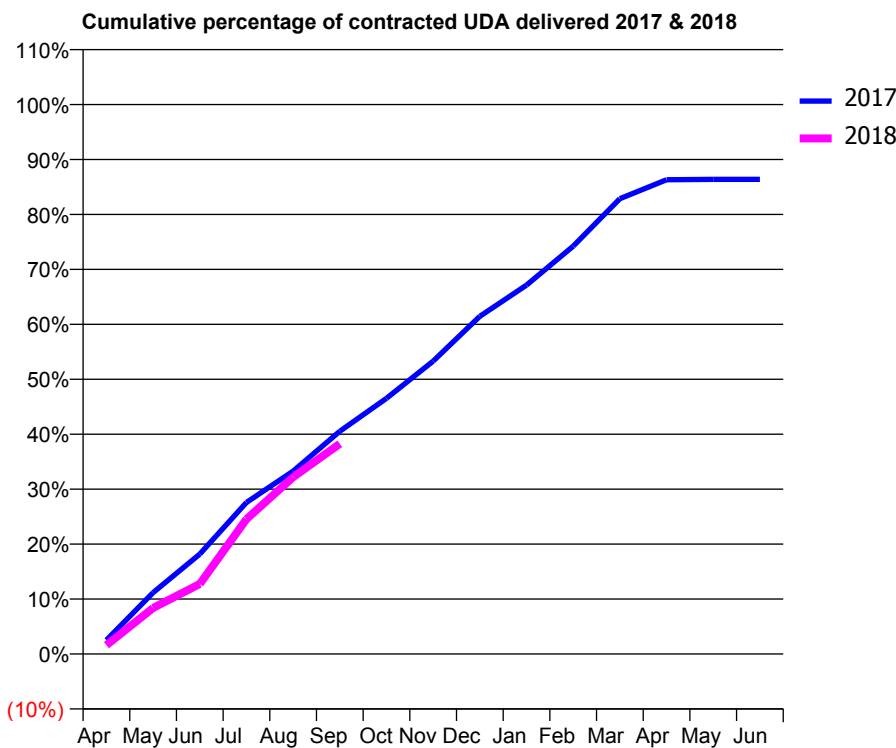
17/18 Contracted general activity (UDA)	13,000
Carry forward general activity (UDA)	0
17/18 Contracted orthodontic activity (UOA)	0
Carry forward orthodontic activity (UOA)	0
Baseline contract value	£338,209.41

ACCESS*

Patients seen in 24 months	Total	Change since previous quarter
Quarter ending September 2016	3,722	
Quarter ending December 2016	3,715	→
Quarter ending March 2017	3,701	→
Quarter ending June 2017	3,630	↓
Quarter ending September 2017	3,666	→
Variance since September 2016	(1.5%)	↓



ACTIVITY



Month	Adjusted Scheduled Activity (UDA)	
	2017	2018
April	330	209
May	1,451	1,090
June	2,363	1,659
July	3,584	3,191
August	4,327	4,185
September	5,271	4,974
October	6,049	
November	6,929	
December	7,991	
January	8,727	
February	9,648	
March	10,771	
April	11,218	
May	11,228	
June	11,228	

QUALITY

	Quantity	Base Number	Contract	AT	Region	England
% of FP17s for the same patient ID Re-attending within 3 months - Children	36	435	8.3%	10.1%	11.4%	11.9%
% of FP17s for the same patient ID Re-attending within 3 months - Adults	259	1,962	13.2%	14.7%	15.7%	15.9%
% of FP17s for the same patient ID Re-attending between 3 & 9 months - Children	224	435	51.5%	60.5%	60.6%	58.1%
% of FP17s for the same patient ID Re-attending between 3 & 9 months - Adults	1,100	1,962	56.1%	52.1%	52.0%	50.6%
% of FP17s for Band 1 Urgent Courses	123	2,205	5.6%	9.9%	9.6%	9.1%
% of FP17s Relating to Free Repair or Replacements	13	2,205	0.6%	0.6%	0.7%	0.8%
% of FP17s Relating to Continuations	30	2,205	1.4%	1.1%	1.0%	1.1%
% of Patients satisfied with the dentistry they have received	6	6	N/A	92.2%	91.6%	91.4%
% of Patients satisfied with the time they had to wait for an appointment	6	6	N/A	87.8%	87.9%	87.7%

* This is based on patients treated on this contract for their most recent course of treatment. Figures in italics indicate the base number of FP17s or Patient Questionnaire responses are less than 100. N/A is shown where the base number of responses is less than 10 during the period. % is calculated as Quantity/Base number*100